



**DEPARTMENT OF PUBLIC WORKS  
DIVISION OF ENGINEERING**

**Old Bethpage Landfill**

**Post-Termination Groundwater Monitoring  
Program**

**Second Semiannual Report of 2021**

**February 2022**



**D&B ENGINEERS  
AND ARCHITECTS**

**SECOND SEMIANNUAL REPORT OF 2021**

**OLD BETHPAGE LANDFILL  
POST-TERMINATION GROUNDWATER MONITORING PROGRAM**

*Prepared for:*

**TOWN OF OYSTER BAY  
DEPARTMENT OF PUBLIC WORKS  
NASSAU COUNTY, NEW YORK**



*Prepared by:*

**D&B ENGINEERS AND ARCHITECTS  
WOODBURY, NEW YORK**



**FEBRUARY 2022**

**SECOND SEMIANNUAL REPORT OF 2021  
 OLD BETHPAGE LANDFILL  
 POST-TERMINATION GROUNDWATER MONITORING PROGRAM**

TABLE OF CONTENTS

<u>Section</u>	<u>Title</u>	<u>Page</u>
<b>1.0</b>	<b>INTRODUCTION.....</b>	<b>1-1</b>
<b>2.0</b>	<b>COMPLETED SCOPE OF WORK.....</b>	<b>2-1</b>
2.1	Groundwater Sampling Procedures .....	2-1
2.2	Sample Analyses.....	2-2
<b>3.0</b>	<b>DISCUSSION OF RESULTS .....</b>	<b>3-1</b>
3.1	Data Validation .....	3-1
3.2	Groundwater Results.....	3-2
	3.2.1 Volatile Organic Compounds .....	3-2
	3.2.2 Inorganic Parameters .....	3-3
	3.2.3 Leachate Indicators .....	3-4
3.3	Historical Groundwater Trends.....	3-4
	3.3.1 Volatile Organic Compounds .....	3-5
	3.3.2 Inorganic Parameters .....	3-5
	3.3.3 Leachate Indicators .....	3-5
<b>4.0</b>	<b>CONCLUSIONS .....</b>	<b>4-1</b>

**List of Appendices**

---

Groundwater Sampling Logs .....	A
Chain of Custody Forms .....	B
Data Validation Checklist.....	C
Laboratory Data Reports.....	D
Post-Termination Historical Groundwater Trend Graphs.....	E
Previously Collected Post-Termination Groundwater Monitoring Data .....	F

## TABLE OF CONTENTS (continued)

### List of Figures

---

- 1 Groundwater Monitoring Well Location Map

### List of Tables

---

- 1 Volatile Organic Compounds, October 2021
- 2 Total and Dissolved Metals, October 2021
- 3 Leachate Indicator Parameters, October 2021

## 1.0 INTRODUCTION

This Second Semiannual Report of 2021 was prepared at the request of the Town of Oyster Bay to summarize and evaluate the data collected for the Post-Termination Groundwater Monitoring Program at the Old Bethpage Landfill. The monitoring was completed in accordance with the requirements of the Protocols for Sampling Groundwater under the Old Bethpage Solid Waste Disposal Complex Remedial Action Plan (RAP) prepared by Geraghty & Miller, Appendix I of the 1988 Record of Decision (New York State Department of Environmental Conservation [NYSDEC] and the United States Environmental Protection Agency [USEPA]). The purpose of the Post-Termination Groundwater Monitoring Program is to assess whether the termination criteria set forth in the RAP continues to be met following operational termination of the recovery wells RW-1 and RW-2.

Note that this report describes the second semiannual groundwater sampling event of 2021 and is the tenth sampling round and report completed under the Post-Termination Groundwater Monitoring Program. In an October 7, 2016 letter, the NYSDEC approved the operational termination of recovery wells RW-1 and RW-2 and to enter Post-Termination Monitoring under the Final Consent Decree. As described in the NYSDEC letter, Post-Termination Monitoring was to be performed semi-annually for three years, for a total of six rounds. A Final Post Termination Groundwater Monitoring Report which summarized the initial six sampling rounds during the period between 2017 and 2019 has been prepared and previously submitted to the NYSDEC in March 2020. This final report evaluated if the termination criteria described in Appendix A, Section III of the Consent Decree has been met. Until a formal response is received upon the NYSDEC review of the report, the Town will continue with current protocols. This tenth sampling round will serve as a continuation of the Post Termination Monitoring period.

## 2.0 COMPLETED SCOPE OF WORK

The scope of work for the Post-Termination Groundwater Monitoring Program includes the sampling of 13 groundwater monitoring wells as described below. In accordance with the October 7, 2016 letter from the NYSDEC, hydraulic monitoring is not a Town responsibility under this program, including the collection of synoptic water levels and mapping of groundwater flow.

### 2.1 Groundwater Sampling Procedures

In accordance with the October 7, 2016 letter from the NYSDEC, monitoring wells LF-1, LF-2, MW-05B, MW-06A, MW-06B, MW-06C, MW-06E, MW-06F, MW-08A, MW-08B, MW-09B, MW-09C and OBS-1 were sampled on October 25, 27, 28, and 29, 2021 as part of the second semiannual groundwater sampling event of 2021. The locations of these monitoring wells are depicted on **Figure 1**.

Prior to collecting groundwater samples, the monitoring wells were purged to remove standing water in the well. Well purging was accomplished by first measuring the static water level in the well and calculating the volume of standing water. All monitoring wells were purged utilizing a non-dedicated submersible pump, with the pump intake placed just below (approximately 5 feet) the static water level in each well. All down-well equipment was decontaminated before use and after sampling each well.

Field measurements of pH, temperature, specific conductivity, turbidity, dissolved oxygen and oxidation-reduction potential (ORP) were observed and recorded during the purging process. When the values of the field parameters stabilized within 10%, the turbidity of the groundwater was less than 50 Nephelometric Turbidity Units (NTUs) and at least three well volumes had been removed, well purging was considered complete. Field observations and measurements were documented on the well sampling logs, provided in **Appendix A**.

After well purging was complete, the flow rate was substantially reduced and groundwater samples were collected at a low flow rate of approximately (500 ml/minute or less) directly from

the pump discharge tubing. Samples for volatile organic compounds (VOC) analysis were collected first, followed by other parameters. Each sample was labeled with the well number, time and date, and stored in an ice-filled cooler with the chain of custody forms. Samples were delivered to the laboratory on a daily basis. Quality Assurance/Quality Control (QA/QC) samples were also collected and analyzed, including one field blank, one field duplicate, and four trip blanks. The chain of custody forms are provided in **Appendix B**.

## **2.2 Sample Analyses**

Groundwater samples collected during the second semiannual groundwater sampling event of 2021 from the monitoring wells were analyzed for VOCs, total and dissolved metals, and leachate indicators. Laboratory analyses were performed by Pace Analytical Laboratories of Melville, New York (Pace Analytical). This laboratory is approved under the New York State Department of Health Environmental Laboratory Approval Program (ELAP) for the analyses performed. Filtering of the samples for dissolved metals analysis was performed in the field using in-line 0.45-micron disposable filters.

The analytical results are summarized in **Table 1** for VOCs, **Table 2** for total and dissolved metals and **Table 3** for leachate indicators. The results are discussed below in Section 3.0.

## 3.0 DISCUSSION OF RESULTS

### 3.1 Data Validation

Thirteen groundwater samples, one field duplicate, one field blank and four trip blanks were collected as part of the second semiannual groundwater sampling event of 2021 performed at the Old Bethpage Landfill under the Post-Termination Groundwater Monitoring Program. All samples were analyzed for VOCs, total and dissolved metals, and leachate indicators. Sample analysis was performed in accordance with SW-846 methods. The laboratory analysis was performed by Pace Analytical Services, LLC, located in Melville, New York, and was reported in data package 70192284.

The data package submitted by the analytical laboratory was validated in accordance with NYSDEC quality assurance/quality control (QA/QC) requirements. The Data Validation Checklists are provided in **Appendix C**. The laboratory data package is provided in **Appendix D**. The following qualification of the data was required based on the findings of the data validation:

- The following metals were detected in the blanks and qualified as non-detect (UB): total iron in samples OBS-1, BLIND DUPLICATE, MW-08B, MW-06E, and MW-06A; total mercury in all samples; dissolved iron in samples OBS-1, BLIND DUPLICATE, MW-09C, MW-06E, and MW-06A; and dissolved mercury in all samples except MW-08A.
- The percent recoveries (%Rs) were below the QC limits in the matrix spike for dissolved barium associated with all samples and total barium associated with samples MW-05B, MW-08B, MW-08A, MW-06F, MW-06C, MW-06E, MW-06B, MW-06A, LF-2, LF-1, and FIELD BLANK and were qualified as estimated (J).
- The %R was above the QC limit in the matrix spike for dissolved iron associated with MW-06F, MW-06C, MW-06B, LF-2, and LF-1 and was qualified as estimated detection limit (UJ).
- The total mercury was not detected and was below the dissolved mercury in sample MW-08A. Dissolved and total mercury were qualified as estimated (J/UJ) in sample MW-08A.
- The following were detected in the blanks and were qualified as non-detect (UB): TKN in samples MW-05B and MW-06A; and nitrate in samples MW-09C, OBS-1, BLIND

DUPLICATE, and MW-06A.

- The relative percent difference (RPD) was above QC limit in the laboratory duplicate for TKN associated with all samples. They were qualified as estimated (J/UJ) in all samples.
- The %R was below the QC limit in the matrix spike for hexavalent chromium associated with samples MW-06B, MW-06A, LF-2, and LF-1; and chloride associated with all samples. They were qualified as estimated (J/UJ) in associated samples.
- The %R was above the QC limit in the matrix spike for sulfate with samples OBS-1, BLIND DUPLICATE, MW-09B, MW-09C, MW-05B, MW-08B, MW-08A, MW-06F, MW-06C, and MW-06E and was qualified as estimated (J).

No other issues were found with the sample results and all results are deemed valid and usable for environmental assessment purposes as qualified above.

## 3.2 Groundwater Results

The analytical results for the second semiannual groundwater sampling event of 2021 is summarized in **Table 1** for VOCs, **Table 2** for total and dissolved metals and **Table 3** for leachate indicators. Analytical parameters are compared to the New York State Department of Environmental Conservation Ambient Water Quality Standards and Guidance Values for Class GA groundwater (herein referred to as the Class GA groundwater standards and guidance values).

### 3.2.1 Volatile Organic Compounds

Detectable concentrations of VOCs were identified in 7 of the 13 groundwater monitoring wells, including LF-1, LF-2, MW-06B, MW-06C, MW-06F, MW-08A and MW-09B. It should be noted that VOCs were not detected for well LF-1 during the three years of required post-termination monitoring. The highest concentration of total VOCs of 22 ug/l was detected at LF-2. The sample collected from MW-08A exhibited the next highest total VOCs of 21 ug/l, followed in decreasing order by LF-1, MW-06B, MW-06C, MW-09B, and MW-06F. VOCs were detected at concentrations above Class GA groundwater standards and guidance values at wells LF-1, LF-2, MW-06B, MW-06C and MW-08A as follows:

- 1,4-Dichlorobenze was detected at LF-2 at a concentration of 3.1 ug/l , slightly above the Class GA standard of 3 ug/l.
- Benzene was detected at LF-2, MW-06B and MW-06C at concentrations of 3.7 ug/l, 1.5 ug/l and 1.8 ug/l, respectively, slightly above the Class GA standard of 1 ug/l.
- Cis-1,2-dichloroethylene (1,2-DCE) was detected at MW-08A at a concentration of 12.9 ug/l, above the Class GA standard of 5 ug/l.
- Isopropylbenzene was detected at LF-2 at a concentration of 7.8 ug/l, above the Class GA standard of 5 ug/l.
- Tetrachloroethylene (PCE) was detected at MW-08A at a concentration of 5.8 ug/l, slightly above the Class GA standard of 5 ug/l.
- Trichloroethylene (TCE) was detected at LF-1 at a concentration of 14.9 ug/l, slightly above the Class GA standard of 5 ug/l.

### 3.2.2 Inorganic Parameters

Iron, manganese and sodium were detected above groundwater standards in both total and dissolved samples, as described below.

- Total iron was detected above the Class GA groundwater standard of 300 ug/l in 5 of the 13 groundwater monitoring wells, with concentrations ranging from 5,110 ug/l at MW-06F to a maximum of 23,100 ug/l at LF-1. For samples collected from LF-1, LF-2, MW-06B, MW-06C and MW-06F, dissolved iron concentrations were similar to their respective total concentrations.
- Total manganese was detected above the Class GA groundwater standard of 300 ug/l in 5 of the 13 groundwater monitoring wells, with concentrations ranging from 656 ug/l at MW-08B to a maximum of 3,480 ug/l at LF-1. Dissolved manganese concentrations were similar to their respective total concentrations.
- Dissolved mercury was detected above the Class GA groundwater standard of 0.7 ug/l at MW-08A, with a concentration of 2.5 ug/l. Total mercury was not detected in MW-08A.
- Total sodium was detected above the Class GA groundwater standard of 20,000 ug/l in 12 of the 13 groundwater monitoring wells, with concentrations ranging from 22,900 ug/l at MW-08A to a maximum of 502,000 ug/l at LF-2. In general, dissolved sodium concentrations were similar to their respective total concentrations.

### 3.2.3 Leachate Indicators

Chloride, ammonia, total phenols and total dissolved solids were detected above groundwater standards in the collected samples, as follows:

- Chloride was detected above the Class GA groundwater standard of 250 mg/l in 2 of the 13 groundwater monitoring wells, with concentrations of 459 mg/l at LF-2 and 461 mg/l at MW-06E.
- Ammonia was detected above the Class GA groundwater standard of 2 mg/l in 7 of the 13 groundwater monitoring wells, with concentrations ranging from 2.4 mg/l at MW-09C to a maximum of 189 mg/l at LF-2.
- Total phenols were detected above the Class GA groundwater standard of 0.001 mg/l in well LF-2, with a concentration of 0.0054 mg/l.
- Total dissolved solids (TDS) were detected above the Class GA groundwater standard of 500 mg/l in 5 of the 13 groundwater monitoring wells, with concentrations ranging from 536 mg/l at MW-06C to a maximum of 1,610 mg/l at LF-2.

### 3.3 **Historical Groundwater Trends**

Since the objective of the Post-Termination monitoring period (2017 through present) is to assess the impacts of ceasing operation of recovery wells RW-1 and RW-2 (well pumps are out of service but the wells remain in place for potential future use), D&B performed an interim trend analysis using the results from the ten post-termination groundwater rounds, as well as for comparison purposes, six existing rounds of operational monitoring conducted in calendar years 2015 and 2016. As part of evaluating changes in groundwater quality during the time period described above, historical graphs depicting trend lines have been prepared for total volatile organic compounds (TVOCs), inorganic parameters and leachate indicators. These graphs are presented in **Appendix E**. It should be noted, for inorganic parameters and leachate indicators, historical graphs and trend lines were prepared for selected constituents which have exhibited concentrations exceeding NYSDEC Class GA groundwater standards or guidance values. Previously collected post-termination groundwater data is provided in **Appendix F**. The following provides a brief discussion of the trend analysis.

### 3.3.1 Volatile Organic Compounds

During the Post-Termination period, seven monitoring wells (MW-05B, MW-06A (since May 2019), MW-06F, MW-08B, MW-09B, MW-09C and OBS-1), in general exhibited a fairly stable trend in TVOCs. Monitoring well MW-06E (since June 2018) has exhibited a decreasing trend. Monitoring well MW-06C has exhibited a marginal increase in TVOCs. Well LF-1 exhibited a marked increase in TCE in 2021. This increase is not likely landfill related and may be the result of prior discharge of partially-treated Claremont plume water to recharge basin RB-1. Monitoring wells MW-06B, MW-08A and LF-2 have shown a more apparent increasing trend in TVOCs. During the post-termination monitoring period, the trend line presented on the historical TVOC graph for well MW-06B is skewed towards an increase, as a result of the higher VOCs detected in the first sampling event of 2021. However, by excluding the first sampling round in 2021, the recent VOC data reported in October 2021, are more consistent to the past three years of TVOC results, which indicate a more stable trend. It should be noted, the increasing VOC trend in MW-08A is most likely due to the former Claremont Polychemical Site and not related to the landfill.

### 3.3.2 Inorganic Parameters

Historical graphs and trend lines have been established for the following inorganic parameters: iron, manganese and sodium. In general, these parameters exhibited either a decreasing or flat trend in all or nearly all of the wells.

### 3.3.3 Leachate Indicators

Historical graphs and trend lines have been established for the following leachate indicators: ammonia, chloride, total phenols and total dissolved solids. In general, these leachate indicators exhibited either a decreasing or relatively flat trend in the majority of the wells.

## 4.0 CONCLUSIONS

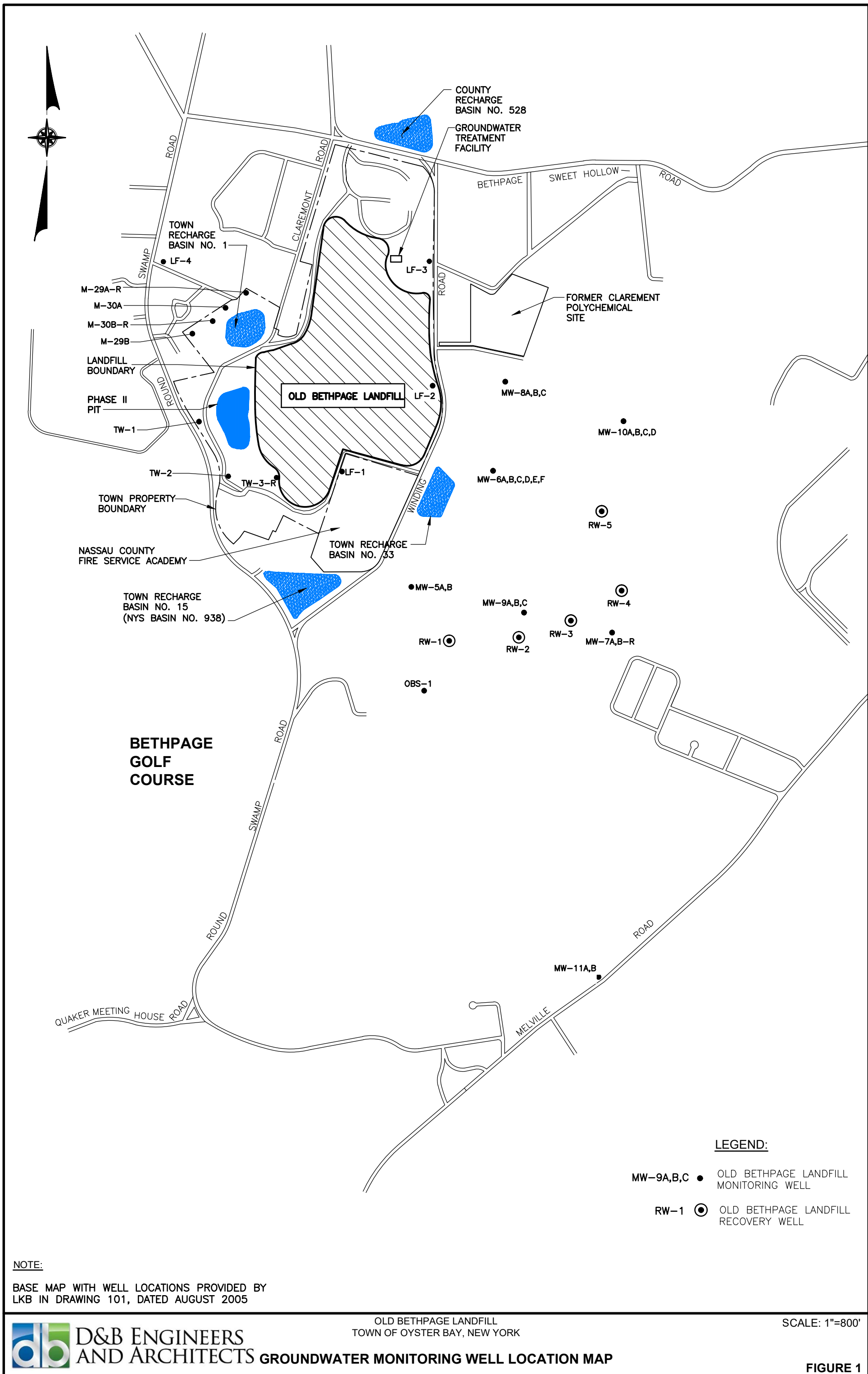
The following conclusions are made based on the above information:

- Overall, the results of the second semiannual 2021 sampling event (tenth round) of post-termination monitoring are, in general, consistent with the results from the prior post-termination rounds.
- Landfill related impacts (e.g., select VOCs, metals and leachate parameters) continue to be evident in wells LF-1 (excluding TCE in well LF-1 in 2021, since TCE has historically not been associated with the landfill VOC plume) and LF-2; located adjacent to and downgradient of the landfill, as well as wells MW-06B and MW-06C located in a cluster further downgradient of the landfill. The remaining wells that were sampled continue to exhibit no or only minor landfill-related impacts.
- Although wells LF-1 and LF-2 are both located on the downgradient boundary of the landfill, well LF-1 exhibits far less landfill-related impacts in comparison to well LF-2. This is most likely attributed to the fact that well LF-1 is located downgradient of the newer portion of the landfill, which is partially lined, where as well LF-2 is located downgradient of the older unlined portion of the landfill that is primarily composed of ash.
- It would be noted that well cluster 6 which has historically exhibited the most landfill-related impacts of the monitoring wells is also located downgradient of the older, unlined portion of the landfill. Wells MW-06B, MW-06C and MW-06E, which show the most impacts are screened at depths that most likely intercept the off-site landfill plume.
- It is noted in the trend analysis that certain parameters exhibit a degree of variability, including short term increases of VOCs in a few wells, which could possibly be related to the ongoing operation of the other three recovery wells (RW-3, RW-4 and RW-5), which are still operating full-time, as well as temporal variations in aquifer recharge.
- With respect to landfill-related VOCs, detections were limited to low concentrations of five aromatic hydrocarbons which included: benzene, 1,4-dichlorobenzene, chlorobenzene, isopropylbenzene and total xylenes. One or more of these VOCs were detected in wells LF-2, MW-06B, and MW-06C. Three of the five aromatic hydrocarbons, with exception to chlorobenzene and total xylenes, slightly exceeded their individual Class GA groundwater standard in one or more of these wells.
- Regarding chlorinated solvents, slightly elevated concentrations above their respective groundwater standards for cis-1,2-DCE and PCE were detected in well MW-08A, but are most likely attributed to residual contamination from the former Claremont Polychemical Site, which is located directly upgradient of this water-table zone well. Chlorinated solvents associated with the former Claremont Polychemical Site have

been historically detected in this well. In addition, low concentrations (below the groundwater standard) of TCE were also detected in wells MW-08A and MW-09B and above the groundwater standard in LF-1. However, the low concentrations of TCE detected in wells MW-08A and MW-09B are also most likely associated with residual contamination from the former Claremont Polychemical Site. Furthermore, TCE detected in LF-1 in 2021, is most likely due to recharge of partially treated water in Basin RB-1. There was a period of time when the TCE level in the Claremont/Former American Louver (FAL) sites plume spiked and not all of it could be removed by the air stripper. Similar levels of TCE were detected in monitoring well MW-6A (downgradient of Winding Road Basin) during this periods.

## FIGURES

J:\\_Wastewater\3617 (TOB Groundwater Monitoring)\2017\Landfill Sampling 1Q 2017\3617-C-well location map fig 1.dwg, Layout1, 6/18/2021 12:04:11 PM, rferrell



## **TABLES**

Table 1  
 Old Bethpage Landfill Complex  
 Post-Termination Groundwater Monitoring Program  
 Monitoring Well Sample Results  
 Volatile Organic Compounds

Sample ID Sample Date		LF-1 10/29/21	LF-2 10/29/21	MW-05B 10/25/21	MW-06A 10/28/21	MW-06B 10/28/21	MW-06C 10/27/21	MW-06E 10/27/21	MW-06F 10/27/21	MW-08A 10/25/21	MW-08B 10/25/21	MW-09B 10/25/21	MW-09C 10/25/21	OBS-1 10/25/21
Units in ug/l														
	NYSDEC Class GA Standard or Guidance Value													
<b>VOLATILE COMPOUNDS</b>														
1,1,1-Trichloroethane	5	1 U	1 U	1 U	1 U	1 U	1 U	1 U	1 U	1 U	1 U	1 U	1 U	1 U
1,1-Dichloroethane	5	1 U	1 U	1 U	1 U	1 U	1 U	1 U	1 U	1 U	1 U	1 U	1 U	1 U
1,1-Dichloroethene	5	0.66 J	1 U	1 U	1 U	1 U	1 U	1 U	1 U	1 U	1 U	1 U	1 U	1 U
1,2-Dichlorobenzene	3	1 U	1 U	1 U	1 U	1 U	1 U	1 U	1 U	1 U	1 U	1 U	1 U	1 U
1,2-Dichloroethane	0.6	1 U	1 U	1 U	1 U	1 U	1 U	1 U	1 U	1 U	1 U	1 U	1 U	1 U
1,2-Dichloropropane	1	1 U	1 U	1 U	1 U	1 U	1 U	1 U	1 U	1 U	1 U	1 U	1 U	1 U
1,3-Dichlorobenzene	3	1 U	1 U	1 U	1 U	1 U	1 U	1 U	1 U	1 U	1 U	1 U	1 U	1 U
1,4-Dichlorobenzene	3	1 U	3.1	1 U	1 U	2.4	1.6	1 U	1 U	1 U	1 U	1 U	1 U	1 U
Benzene	1	1 U	3.7	1 U	1 U	1.5	1.8	1 U	1 U	1 U	1 U	1 U	1 U	1 U
Bromodichloromethane	50	1 U	1 U	1 U	1 U	1 U	1 U	1 U	1 U	1 U	1 U	1 U	1 U	1 U
Bromoform	50	1 U	1 U	1 U	1 U	1 U	1 U	1 U	1 U	1 U	1 U	1 U	1 U	1 U
Carbon Tetrachloride	5	1 U	1 U	1 U	1 U	1 U	1 U	1 U	1 U	1 U	1 U	1 U	1 U	1 U
Chlorobenzene	5	1 U	3.2	1 U	1 U	4.7	4.1	1 U	1 U	1 U	1 U	1 U	1 U	1 U
Chloroethane	5	1 U	1 U	1 U	1 U	1 U	1 U	1 U	1 U	1 U	1 U	1 U	1 U	1 U
Chloroform	7	1 U	1 U	1 U	1 U	1 U	1 U	1 U	1	1 U	1 U	1 U	1 U	1 U
Cis-1,2-Dichloroethylene	5	2.9	1 U	1 U	1 U	1 U	1 U	1 U	1 U	12.9	1 U	1 U	1 U	1 U
Dibromochloromethane	50	1 U	1	1 U	1 U	1 U	1 U	1 U	1 U	1 U	1 U	1 U	1 U	1 U
Dichlorodifluoromethane	5	1 U	1 U	1 U	1 U	1 U	1 U	1 U	1 U	1 U	1 U	1 U	1 U	1 U
Ethylbenzene	5	1 U	1 U	1 U	1 U	1 U	1 U	1 U	1 U	1 U	1 U	1 U	1 U	1 U
Isopropylbenzene (Cumene)	5	1 U	7.8	1 U	1 U	2.1	1.9	1 U	1 U	1 U	1 U	1 U	1 U	1 U
Methylene Chloride	5	1 U	1 U	1 U	1 U	1 U	1 U	1 U	1 U	1 U	1 U	1 U	1 U	1 U
n-Butylbenzene	5	1 U	1 U	1 U	1 U	1 U	1 U	1 U	1 U	1 U	1 U	1 U	1 U	1 U
tert-Butylbenzene	5	1 U	1 U	1 U	1 U	1 U	1 U	1 U	1 U	1 U	1 U	1 U	1 U	1 U
Tetrachloroethylene(PCE)	5	1 U	1 U	1 U	1 U	1 U	1 U	1 U	1 U	5.8	1 U	1 U	1 U	1 U
Toluene	5	1 U	1 U	1 U	1 U	1 U	1 U	1 U	1 U	1 U	1 U	1 U	1 U	1 U
Trans-1,2-Dichloroethene	5	1 U	1 U	1 U	1 U	1 U	1 U	1 U	1 U	1 U	1 U	1 U	1 U	1 U
Trichloroethylene (TCE)	5	14.9	1 U	1 U	1 U	1 U	1 U	1 U	1 U	2.3	1 U	1.5	1 U	1 U
Vinyl Chloride	2	1 U	1 U	1 U	1 U	1 U	1 U	1 U	1 U	1 U	1 U	1 U	1 U	1 U
Xylenes, Total	5	3 U	3.2	3 U	3 U	3 U	3 U	3 U	3 U	3 U	3 U	3 U	3 U	3 U
<b>Total Volatile Compounds</b>	--	18.46	22	ND	ND	10.7	9.4	ND	1	21	ND	1.5	ND	ND

ug/l Micrograms per liter  
 U Compound was analyzed for but not detected  
 J Estimated value or limit  
 -- No standard  
 ND Not detected

**Exceeds NYSDEC Class GA Standard or Guidance Value**

Table 2  
 Old Bethpage Landfill Complex  
 Post-Termination Groundwater Monitoring Program  
 Monitoring Well Sample Results  
 Total and Dissolved Metals

Sample ID Sample Date Type:		LF-1 10/29/21 Total	LF-1 10/29/21 Dissolved	LF-2 10/29/21 Total	LF-2 10/29/21 Dissolved	MW-05B 10/25/21 Total	MW-05B 10/25/21 Dissolved	MW-06A 10/28/21 Total	MW-06A 10/28/21 Dissolved	MW-06B 10/28/21 Total	MW-06B 10/28/21 Dissolved	MW-06C 10/27/21 Total	MW-06C 10/27/21 Dissolved	MW-06E 10/27/21 Total
Units in ug/l														
METALS	NYSDEC Class GA Standard or Guidance Value													
Aluminum	--	200 U	200 U	200 U	200 U	200 U	200 U	200 U	200 U	200 U	200 U	200 U	200 U	226
Barium	1000	83.6 J	75.7 J	67.6 J	65.2 J	42.3 J	39.7 J	17.5 J	15.9 J	35.8 J	35.2 J	132 J	124 J	263 J
Calcium	--	17400	17100	46900	45700	13800 J	13300	1170	1110	12400	12400	21100	19800	47500
Chromium	50	1.7 J	10 U	12.9	11.7	1.3 J	10 U	1.2 J	10 U	3.9 J	1.6 J	1.8 J	10 U	10 U
Copper	200	25 U	25 U	25 U	25 U	25 U	25 U	25 U	25 U	25 U	25 U	25 U	25 U	9.1 J
Iron	300 #	<b>23100</b>	<b>19600 J</b>	<b>11200</b>	<b>10700 J</b>	100 U	20 U	174 U	105 U	<b>7090</b>	<b>6870 J</b>	<b>8870</b>	<b>8030 J</b>	75.2 U
Lead	25	3.3 J	5 U	2.5 J	5 U	5 U	5 U	5 U	5 U	2.6 J	5 U	5 U	5 U	3.1 J
Magnesium	35000	13200	12800	31900	31000	5580	5360	11500	1070	11500	11400	11200	10500	18400
Manganese	300 #	<b>3480</b>	<b>3190</b>	<b>188</b>	<b>182</b>	<b>3200</b>	<b>2990</b>	8.2 J	7.4 J	<b>24.7</b>	<b>25.9</b>	<b>264</b>	<b>246</b>	143
Mercury	0.7	0.2 U	0.2 U	0.2 U	0.2 U	0.11 U	0.2 U	0.2 U	0.2 U	0.2 U	0.2 U	0.14 U	0.14 U	0.36 U
Nickel	100	9.0 J	8.1 J	23.5 J	22.9 J	8.6 J	8.4 J	5.6 J	5.8 J	12 J	12.7 J	14.3 J	12 J	32.5 J
Potassium	--	11400	11100	183000	182000	10200	10100	1570 J	1610 J	92100	92500	31600	31300	10600
Sodium	20000	<b>69000</b>	<b>65300</b>	<b>502000</b>	<b>489000</b>	<b>59400</b>	<b>56900</b>	6420	6020	<b>219000</b>	<b>215000</b>	<b>157000</b>	<b>149000 J</b>	<b>185000</b>
Zinc	2000	20 U	20 U	20 U	20 U	20 U	20 U	20 U	20 U	20 U	5.1 J	11.7 J	9.0 J	29.8

Footnotes/Qualifiers:

- ug/l Micrograms per liter
- # Standard for total iron and manganese is 500 ug/l
- U Compound was analyzed for but not detected
- J Estimated value
- No standard

**Exceeds NYSDEC Class GA Standard or Guidance Value**

Table 2  
 Old Bethpage Landfill Complex  
 Post-Termination Groundwater Monitoring Program  
 Monitoring Well Sample Results  
 Total and Dissolved Metals

Sample ID Sample Date Type:		MW-06E 10/27/21 Dissolved	MW-06F 10/27/21 Total	MW-06F 10/27/21 Dissolved	MW-08A 10/25/21 Total	MW-08A 10/25/21 Dissolved	MW-08B 10/25/21 Total	MW-08B 10/25/21 Dissolved	MW-09B 10/25/21 Total	MW-09B 10/25/21 Dissolved	MW-09C 10/25/21 Total	MW-09C 10/25/21 Dissolved	OBS-1 10/25/21 Total	OBS-1 10/25/21 Dissolved
Units in ug/l														
METALS	NYSDEC Class GA Standard or Guidance Value													
Aluminum	--	217	200 U	200 U	200 U	200 U	200 U	200 U	200 U	200 U	200 U	200 U	200 U	200 U
Barium	1000	252 J	33.6 J	30.9 J	62.9 J	58.5 J	77.5 J	72.3 J	108 J	95 J	71 J	64.7 J	39.2 J	37.2 J
Calcium	--	45500	46900	43500	9920	9650	16300	15200	13500	12300	12700	11600	13500	12500
Chromium	50	10 U	2.6 J	10 U	10 U	10 U	1.4 J	10 U	1.6 J	10 U	10 U	10 U	1.6 J	10 U
Copper	200	8.0 J	25 U	25 U	25 U	25 U	25 U	25 U	25 U	25 U	25 U	25 U	25 U	25 U
Iron	300 #	47.4 U	<b>5110</b>	<b>4570 J</b>	100 U	20 U	25.4 U	20 U	100 U	20 U	100 U	8.9 U	30.2 U	24.4 U
Lead	25	5 U	5 U	5 U	5 U	5 U	5 U	5 U	3.2 J	5 U	5 U	5 U	5 U	5 U
Magnesium	35000	17500	13400	12500	5280	4860	4870	4540	5770	5260	8390	7660	8570	7730
Manganese	300 #	133	<b>111</b>	<b>102</b>	133	119	<b>656</b>	<b>612</b>	<b>3170</b>	<b>2720</b>	307	280	<b>2350</b>	<b>2140</b>
Mercury	0.7	0.15 U	0.14 U	0.14 U	0.12 UJ	<b>2.5 J</b>	0.14 U	0.20 U	0.16 U	0.18 U	0.10 U	0.19 U	0.12 U	0.20 U
Nickel	100	31.4 J	13.8 J	13.1 J	9.0 J	8.4 J	18.4 J	17 J	7.3 J	40 U	5.8 J	5.3 J	6.6 J	5.0 J
Potassium	--	10600	74600	71500	5820	5600	9050	8780	9660	9130	12400	11700	21500	19800
Sodium	20000	<b>178000</b>	<b>261000</b>	<b>244000</b>	<b>22900</b>	<b>21700</b>	<b>121000</b>	<b>113000</b>	<b>50400</b>	<b>46200</b>	<b>65400</b>	<b>60100</b>	<b>51400</b>	<b>47500</b>
Zinc	2000	27.4	20 U	20 U	20 U	8.4 J	35.7	31.4 U	20 U	20 U	20 U	20 U	20 U	20 U

Footnotes/Qualifiers:

- ug/l Micrograms per liter
- # Standard for total iron and manganese is 500 ug/l
- U Compound was analyzed for but not detected
- J Estimated value
- No standard

**Exceeds NYSDEC Class GA Standard or Guidance Value**

Table 3  
 Old Bethpage Landfill Complex  
 Post-Termination Groundwater Monitoring Program  
 Monitoring Well Sample Results  
 Leachate Indicator Parameters

Sample ID Sample Date		LF-1 10/29/21	LF-2 10/29/21	MW-05B 10/25/21	MW-06A 10/28/21	MW-06B 10/28/21	MW-06C 10/27/21	MW-06E 10/27/21	MW-06F 10/27/21	MW-08A 10/25/21	MW-08B 10/25/21	MW-09B 10/25/21	MW-09C 10/25/21	OBS-1 10/25/21
Units in mg/l														
LEACHATE INDICATORS	NYSDEC Class GA Standard or Guidance Value													
Alkalinity, Total	---	85.6	1490	33.6 J	4.2	689	126	1.0 U	772	10.5	8	29.7	55.7	146
Alkalinity,Bicarbonate	---	85.6	--	33.6 J	4.2	689	126	1.0 U	772	10.5	8	29.7	55.7	146
Alkalinity,Carbonate	---	1.0 U	--	1.0 U	1.0 U	1 U	1.0 U	1.0 U	1.0 U	1.0 U	1.0 U	1.0 U	1.0 U	1.0 U
Chloride	250	109 J	<b>459 J</b>	107 J	8.7 J	241 J	231 J	<b>461 J</b>	38.6 J	42.7 J	220 J	73.6 J	113 J	56.7 J
Cyanide	0.2	0.0085 J	0.0128	0.0077	0.01 U	0.01 U	0.005 U	0.0072 J	0.009 J	0.008 J	0.0075 J	0.008	0.0086 J	0.01 U
Hardness	---	97.8	248	57.4 J	7.66	78.3	98.8	194	172	46.5	60.8	57.5	66.3	69
Hexavalent Chromium	0.05	0.020 UJ	0.020 UJ	0.020 U	0.02 UJ	0.020 UJ	0.020 U	0.020 U	0.020 U	0.02 U	0.020 U	0.020 U	0.020 U	0.020 U
Nitrogen, Ammonia	2	<b>3.8</b>	<b>189</b>	0.10 U	0.92	<b>110</b>	<b>27</b>	0.65	<b>85.4</b>	0.52	0.10	0.44	<b>2.4</b>	<b>16.4</b>
Nitrogen, Kjeldahl, Total	---	4.2 J	204 J	0.12 UBJ	1 UBJ	121 J	29 J	0.1 UJ	89.1 J	0.1 UJ	0.1 UJ	0.10 UJ	3 J	16.9 J
Nitrate	10	0.050 U	0.050 U	3.7	0.24 UB	0.046 J	1.2	3.4	0.050 U	1.7	2.4	4.1	0.12 UB	0.22 UB
Nitrite	1	0.029 J	0.050 U	0.034 J	0.05 U	0.050 U	0.050 U	0.05 U	0.050 U	0.050 U	0.050 U	0.050 U	0.05 U	0.05 U
Phenolics, Total	0.001	0.005 U	<b>0.0054</b>	0.005 U	0.005 U	0.005 U	0.005 U	0.005 U	0.005 U	0.005 U	0.005 U	0.005 U	0.005 U	0.005 U
Sulfate	250	32.7	5.0 U	23.5 J	6.7	0.15 J	45.7 J	0.29 J	8 J	26.8 J	27.8 J	19.4 J	22.9 J	19.9 J
Total Dissolved Solids	500	284	<b>1610</b>	222	22	<b>796</b>	<b>536</b>	<b>860</b>	<b>920</b>	108	380	205	216	190

Footnotes/Qualifiers:

- mg/l Milligrams per liter
- U Compound was analyzed for but not detected
- UB Non-detect based on blank results
- J Estimated detection limit or value
- No standard or not analyzed

**Exceeds NYSDEC Class GA Standard or Guidance Value**

**APPENDIX A**

**GROUNDWATER SAMPLING LOGS**

**TOWN OF OYSTER BAY LANDFILL SAMPLING  
FIELD OBSERVATION LOG  
GROUNDWATER SAMPLING RECORD**

SITE Town of Oyster Bay Landfill DATE 10/29/2021

WELL ID: LF-1 Time On-site: \_\_\_\_\_ Time Off-site: \_\_\_\_\_  
 SAMPLERS: KR \_\_\_\_\_

Depth of well (feet from top of casing) ..... 102.00'  
 Initial static water level (feet from top of casing) ..... 44.80  
 Approximate Pump Inlet (feet from top of casing)..... 50'

**Purging Method** **Well Volume Calculation:**

Airlift	<u>      </u>	Centrifugal	<u>      </u>	2 in. casing:	<u>      </u> ft. of water x 0.16 =	<u>      </u> gallons
Bailer	<u>      </u>	Pos. Displ.	<u>      </u>	3 in. casing:	<u>      </u> ft. of water x 0.36 =	<u>      </u> gallons
Submersible Pump	<u>  X  </u>	Disposable Bladder Pump (Low Flow)	<u>      </u>	6 in. casing:	<u>57.20</u> ft. of water x 1.47 =	<u>84</u> gallons

volume of water removed: 400 gal. >3 volumes: yes   X   no        purged dry? yes        no   X  

**Field Tests**

Volume of Purge Water (Gallons)	pH	Temp (c°)	Spec. Cond. (ms/cm)	Turbidity (NTUs)	Dissolved Oxygen (mg/l)	ORP (mv)
Initial	7.10	16.50	0.438	0.0	0.00	72
50	6.59	16.82	0.436	0.0	0.00	29
100	6.76	16.78	0.567	0.0	0.00	-49
150	6.85	16.78	0.567	0.0	0.00	-62
200	6.85	16.78	0.566	0.0	0.00	-70
250	6.86	16.78	0.567	0.0	0.00	-73
300	6.92	16.78	0.568	0.0	0.00	-77
350	6.86	16.83	0.566	0.0	0.00	-77
400	6.86	16.80	0.566	0.0	0.00	-72

Purging Rate: 5 GPM Purging Time: 90 min Sampling Rate: 0.1l/min VOCs / 0.5l/min Other Analytes

**Sampling**

Time of Sample Collection: 4:00 p.m.

Method:	Analyses (Pace Analytical Laboratory)
<u>  X  </u> Submersible Pump	<u>  X  </u> VOCs
<u>  X  </u> In-Line Filter (Diss. Metals)	
<u>      </u> Pos. Disp. Pump	<u>  X  </u> Total & Dissolved Metals
<u>      </u> Disposable bailer	Leachate
<u>      </u> Dedicated pump	<u>  X  </u> Parameters

**Observations**

Weather/Temperature: Partly Cloudy, cool, 60-65F  
 Sample description: Clear, no odor

Free Product? yes	<u>      </u>	no	<u>  X  </u>	describe	_____
Sheen? yes	<u>      </u>	no	<u>  X  </u>	describe	_____
Odor? yes	<u>      </u>	no	<u>  X  </u>	describe	_____



**TOWN OF OYSTER BAY LANDFILL SAMPLING  
FIELD OBSERVATION LOG  
GROUNDWATER SAMPLING RECORD**

SITE Town of Oyster Bay Landfill DATE 10/29/2021

WELL ID: LF-2 Time On-site: \_\_\_\_\_ Time Off-site: \_\_\_\_\_  
 SAMPLERS: KR \_\_\_\_\_

Depth of well (feet from top of casing) ..... 102.10'  
 Initial static water level (feet from top of casing) ..... 52.42'  
 Approximate Pump Inlet (feet from top of casing)..... 58'

Purging Method		Well Volume Calculation:	
Airlift	_____	Centrifugal	_____
Bailer	_____	Pos. Displ.	_____
Submersible Pump	X	Disposable Bladder Pump (Low Flow)	_____
		2 in. casing:	_____ ft. of water x 0.16 = _____ gallons
		3 in. casing:	_____ ft. of water x 0.36 = _____ gallons
		6 in. casing:	<u>49.68</u> ft. of water x 1.47 = <u>70</u> gallons

volume of water removed: 375 gal. >3 volumes: yes X no \_\_\_\_\_ purged dry? yes \_\_\_\_\_ no X

**Field Tests**

Volume of Purge Water (Gallons)	pH	Temp (c°)	Spec. Cond. (ms/cm)	Turbidity (NTUs)	Dissolved Oxygen (mg/l)	ORP (mv)
Initial	8.07	16.65	3.95	6.1	0.00	-159
100	7.69	17.24	4.39	0.0	0.00	-136
150	7.60	17.31	4.46	0.0	0.00	-131
200	7.59	17.31	4.47	0.0	0.00	-132
250	7.59	17.32	4.47	0.0	0.00	-132
300	7.59	17.30	4.46	0.0	0.00	-132
350	7.59	17.30	4.48	0.0	0.00	-132
375	7.59	17.31	4.47	0.0	0.00	-136

Purging Rate: 5 GPM Purging Time: 85 min Sampling Rate: 0.1l/min VOCs / 0.5l/min Other Analytes

**Sampling**

Time of Sample Collection: 12:30 p.m.

Method:	Analyses (Pace Analytical Laboratory)
<u>X</u> Submersible Pump	<u>X</u> VOCs
<u>X</u> In-line filter (Diss. metals)	
_____ Pos. Disp. Pump	<u>X</u> Total & Dissolved Metals
_____ Disposable bailer	Leachate
_____ Dedicated pump	<u>X</u> Parameters

**Observations**

Weather/Temperature: Partly Cloudy, cool, 60-65F  
 Sample description: Clear  
 Free Product? yes \_\_\_\_\_ no X describe \_\_\_\_\_  
 Sheen? yes \_\_\_\_\_ no X describe \_\_\_\_\_  
 Odor? yes X no \_\_\_\_\_ describe Slight leachate odor



**TOWN OF OYSTER BAY LANDFILL SAMPLING  
FIELD OBSERVATION LOG  
GROUNDWATER SAMPLING RECORD**

SITE Town of Oyster Bay Landfill DATE 10/25/2021

WELL ID: MW-05B Time On-site: \_\_\_\_\_ Time Off-site: \_\_\_\_\_  
 SAMPLERS: KR / DR \_\_\_\_\_

Depth of well (feet from top of casing) ..... 117.25'  
 Initial static water level (feet from top of casing) ..... 72.85'  
 Approximate Pump Inlet (feet from top of casing)..... 78'

<b>Purging Method</b>		<b>Well Volume Calculation:</b>	
Airlift	_____ Centrifugal _____	2 in. casing:	_____ ft. of water x 0.16 = _____ gallons
Bailer	_____ Pos. Displ. _____	3 in. casing:	_____ ft. of water x 0.36 = _____ gallons
Submersible Pump	<u>X</u> Disposable Bladder Pump (Low Flow) _____	4 in. casing:	<u>44.4</u> ft. of water x 0.65 = <u>28.9</u> gallons

volume of water removed: 120 gal. >3 volumes: yes X no \_\_\_\_\_ purged dry? yes \_\_\_\_\_ no X

**Field Tests**

Volume of Purge Water (Gallons)	pH	Temp (c°)	Spec. Cond. (ms/cm)	Turbidity (NTUs)	Dissolved Oxygen (mg/l)	ORP (mv)
Initial	6.58	16.59	0.367	0.0	0.00	212
45	5.83	16.04	0.379	0.0	0.00	344
60	5.86	16.05	0.380	0.0	0.00	328
75	5.86	16.05	0.381	0.0	0.00	319
90	5.88	16.06	0.381	0.0	0.00	311
105	5.88	16.09	0.382	0.0	0.00	309
120	5.90	16.09	0.383	0.0	0.00	298

Purging Rate: 3 GPM Purging Time: 40 min Sampling Rate: 0.1l/min VOCs / 0.5l/min Other Analytes

**Sampling**

Time of Sample Collection: 1:40 p.m.

Method:	Analyses: (Pace Analytical Laboratory)
<u>X</u> Submersible Pump	<u>X</u> VOCs
<u>X</u> In-Line Filter (Diss. Metals)	
_____ Pos. Disp. Pump	<u>X</u> Total & Dissolved Metals
_____ Disposable bailer	Leachate
_____ Dedicated pump	<u>X</u> Parameters

**Observations**

Weather/Temperature: Cloudy, 60-70F  
 Sample description: Clear, no odor

Free Product? yes	_____	no	<u>X</u>	describe	_____
Sheen? yes	_____	no	<u>X</u>	describe	_____
Odor? yes	_____	no	<u>X</u>	describe	_____



**TOWN OF OYSTER BAY LANDFILL SAMPLING  
FIELD OBSERVATION LOG  
GROUNDWATER SAMPLING RECORD**

SITE Town of Oyster Bay Landfill DATE 10/28/2021

WELL ID: MW-06A Time On-site: \_\_\_\_\_ Time Off-site: \_\_\_\_\_  
 SAMPLERS: KR \_\_\_\_\_

Depth of well (feet from top of casing) ..... 100.40'  
 Initial static water level (feet from top of casing) ..... 95.25'  
 Approximate Pump Inlet (feet from top of casing) ..... 100'

**Purging Method** **Well Volume Calculation:**

Airlift	<u>      </u>	Centrifugal	<u>      </u>	2 in. casing:	<u>      </u> ft. of water x 0.16 =	<u>      </u> gallons
Bailer	<u>      </u>	Pos. Displ.	<u>      </u>	3 in. casing:	<u>      </u> ft. of water x 0.36 =	<u>      </u> gallons
Submersible Pump	<u>  X  </u>	Disposable Bladder Pump (Low Flow)	<u>      </u>	4 in. casing:	<u>  5.15  </u> ft. of water x 0.65 =	<u>  3  </u> gallons

volume of water removed:   25   gal. >3 volumes: yes   X   no        purged dry? yes        no   X  

**Field Tests**

Volume of Purge Water (Gallons)	pH	Temp (c°)	Spec. Cond. (ms/cm)	Turbidity (NTUs)	Dissolved Oxygen (mg/l)	ORP (mv)
Initial	5.90	16.25	0.130	12.5	0.00	26
5	5.85	16.41	0.102	0.0	0.00	44
10	5.74	16.43	0.072	0.0	1.94	72
15	5.68	16.43	0.071	0.0	2.34	79
20	5.54	16.45	0.061	0.0	3.66	104
25	5.46	16.48	0.061	0.0	4.03	120

Purging Rate:   1.5 GPM   Purging Time:   25 min   Sampling Rate:   0.1l/min VOCs / 0.5l/min Other Analytes  

**Sampling**

Time of Sample Collection:   5:20 p.m.  

Method:	Analyses: (Pace Analytical Laboratory)
<u>  X  </u> Submersible Pump	<u>  X  </u> VOCs
<u>  X  </u> In-line filter (Diss Metals)	
<u>      </u> Pos. Disp. Pump	<u>  X  </u> Total & Dissolved Metals
<u>      </u> Disposable bailer	Leachate
<u>      </u> Dedicated pump	<u>  X  </u> Parameters

**Observations**

Weather/Temperature:   Overcast, mild, 55F    
 Sample description:   clear  

Free Product?	yes <u>      </u> no <u>  X  </u>	describe <u>      </u>
Sheen?	yes <u>      </u> no <u>  X  </u>	describe <u>      </u>
Odor?	yes <u>  X  </u> no <u>      </u>	describe <u>  Slight leachate odor  </u>



**TOWN OF OYSTER BAY LANDFILL SAMPLING  
FIELD OBSERVATION LOG  
GROUNDWATER SAMPLING RECORD**

SITE Town of Oyster Bay Landfill DATE 10/28/2021

WELL ID: MW-06B Time On-site: \_\_\_\_\_ Time Off-site: \_\_\_\_\_  
 SAMPLERS: KR \_\_\_\_\_

Depth of well (feet from top of casing) ..... 134.90'  
 Initial static water level (feet from top of casing) ..... 95.42'  
 Approximate Pump Inlet (feet from top of casing)..... 101'

Purging Method		Well Volume Calculation:	
Airlift	<u>      </u>	Centrifugal	<u>      </u>
Bailer	<u>      </u>	Pos. Displ.	<u>      </u>
Submersible	<u>      </u>	Disposable	<u>      </u>
Pump	<u>  X  </u>	Bladder Pump	<u>      </u>
	<u>      </u>	(Low Flow)	<u>      </u>

2 in. casing: \_\_\_\_\_ ft. of water x 0.16 = \_\_\_\_\_ gallons  
 3 in. casing: \_\_\_\_\_ ft. of water x 0.36 = \_\_\_\_\_ gallons  
 4 in. casing: 39.48 ft. of water x 0.65 = 25.6 gallons

volume of water removed: 180 gal. >3 volumes: yes   X   no        purged dry? yes        no   X  

**Field Tests**

Volume of Purge Water (Gallons)	pH	Temp (c°)	Spec. Cond. (ms/cm)	Turbidity (NTUs)	Dissolved Oxygen (mg/l)	ORP (mv)
Initial	6.93	16.51	1.92	0.0	0.00	-32
30	7.09	16.88	2.25	0.0	0.00	-91
60	7.11	16.89	2.36	0.0	0.00	-102
90	7.15	16.90	2.21	0.0	0.00	-110
120	7.15	16.90	2.21	0.0	0.00	-110
150	7.22	16.89	2.21	0.0	0.00	-116
180	7.23	16.90	2.21	0.0	0.00	-116

Purging Rate: 3 GPM Purging Time: 60 min Sampling Rate: 0.1l/min VOCs / 0.5l/min Other Analytes

**Sampling**

Time of Sample Collection: 3:50 p.m.

Method:	Analyses: (Pace Analytical Laboratory)
<u>  X  </u> Submersible Pump	<u>  X  </u> VOCs
<u>  X  </u> In-Line Filter (Diss. Metals)	<u>  X  </u> Total & Dissolved Metals
<u>      </u> Pos. Disp. Pump	<u>      </u> Leachate
<u>      </u> Disposable bailer	<u>  X  </u> Parameters
<u>      </u> Dedicated pump	

**Observations**

Weather/Temperature: Overcast, mild, 55F  
 Sample description: Clear to yellow tint

Free Product? yes	<u>      </u>	no	<u>  X  </u>	describe	<u>      </u>
Sheen? yes	<u>      </u>	no	<u>  X  </u>	describe	<u>      </u>
Odor? yes	<u>  X  </u>	no	<u>      </u>	describe	<u>Slight leachate odor</u>



**TOWN OF OYSTER BAY LANDFILL SAMPLING  
FIELD OBSERVATION LOG  
GROUNDWATER SAMPLING RECORD**

SITE Town of Oyster Bay Landfill DATE 10/27/2021

WELL ID: MW-06C Time On-site: \_\_\_\_\_ Time Off-site: \_\_\_\_\_  
 SAMPLERS: KR \_\_\_\_\_

Depth of well (feet from top of casing) ..... 160.90'  
 Initial static water level (feet from top of casing) ..... 94.86'  
 Approximate Pump Inlet (feet from top of casing)..... 100'

**Purging Method** **Well Volume Calculation:**

Airlift	<u>      </u>	Centrifugal	<u>      </u>	2 in. casing:	<u>      </u> ft. of water x 0.16 =	<u>      </u> gallons
Bailer	<u>      </u>	Pos. Displ.	<u>      </u>	3 in. casing:	<u>      </u> ft. of water x 0.36 =	<u>      </u> gallons
Submersible Pump	<u>  X  </u>	Disposable Bladder Pump (Low Flow)	<u>      </u>	4 in. casing:	<u>65.14</u> ft. of water x 0.65 =	<u>42.3</u> gallons

volume of water removed: 180 gal. >3 volumes: yes   X   no        purged dry? yes        no   X  

**Field Tests**

Volume of Purge Water (Gallons)	pH	Temp (c°)	Spec. Cond. (ms/cm)	Turbidity (NTUs)	Dissolved Oxygen (mg/l)	ORP (mv)
Initial	7.23	16.18	1.62	0.0	0.00	-47
30	7.51	17.14	1.86	0.0	0.00	-101
60	7.57	17.27	1.94	0.0	0.00	-110
90	7.60	17.26	1.94	0.0	0.00	-109
120	7.55	17.28	1.95	0.0	0.00	-109
150	7.54	17.31	1.95	0.0	0.00	-109
180	7.55	17.32	1.94	0.0	0.00	-109

Purging Rate: 3 GPM Purging Time: 60 min Sampling Rate: 0.1l/min VOCs / 0.5l/min Other Analytes

**Sampling**

Time of Sample Collection: 2:05 p.m.

Method:	Analyses: (Pace Analytical Laboratory)
<u>  X  </u> Submersible Pump	<u>  X  </u> VOCs
<u>  X  </u> In-Line Filter (Diss. Metals)	
<u>      </u> Pos. Disp. Pump	<u>  X  </u> Total & Dissolved Metals
<u>      </u> Disposable bailer	Leachate
<u>      </u> Dedicated pump	<u>  X  </u> Parameters

**Observations**

Weather/Temperature: Overcast, cool, 55-60F  
 Sample description: Clear

Free Product? yes	<u>      </u>	no	<u>  X  </u>	describe	<u>      </u>
Sheen? yes	<u>      </u>	no	<u>  X  </u>	describe	<u>      </u>
Odor? yes	<u>  X  </u>	no	<u>      </u>	describe	<u>Slight leachate odor</u>



**TOWN OF OYSTER BAY LANDFILL SAMPLING  
FIELD OBSERVATION LOG  
GROUNDWATER SAMPLING RECORD**

SITE Town of Oyster Bay Landfill DATE 10/27/2021

WELL ID: MW-06E Time On-site: \_\_\_\_\_ Time Off-site: \_\_\_\_\_  
 SAMPLERS: KR \_\_\_\_\_

Depth of well (feet from top of casing) ..... 251' historical log  
 Initial static water level (feet from top of casing) ..... 96.05'  
 Approximate Pump Inlet (feet from top of casing)..... 101'

**Purging Method** **Well Volume Calculation:**

Airlift	<u>      </u>	Centrifugal	<u>      </u>	2 in. casing:	<u>      </u> ft. of water x 0.16 =	<u>      </u> gallons
Bailer	<u>      </u>	Pos. Displ.	<u>      </u>	3 in. casing:	<u>      </u> ft. of water x 0.36 =	<u>      </u> gallons
Submersible Pump	<u>  X  </u>	Disposable Bladder Pump (Low Flow)	<u>      </u>	4 in. casing:	<u>154.95</u> ft. of water x 0.65 =	<u>101</u> gallons

volume of water removed: 425 gal.      >3 volumes: yes   X   no             purged dry? yes        no   X  

**Field Tests**

Volume of Purge Water (Gallons)	pH	Temp (c°)	Spec. Cond. (ms/cm)	Turbidity (NTUs)	Dissolved Oxygen (mg/l)	ORP (mv)
Initial	7.15	17.17	0.859	0.0	0.00	-91
50	7.33	17.27	0.865	0.0	0.00	-125
100	7.26	17.25	0.876	10	0.00	-123
150	6.92	17.19	0.922	6.4	0.00	-70
200	6.70	17.20	0.959	0.0	0.00	-45
250	6.67	17.18	0.973	0.0	0.00	-39
300	6.64	17.20	0.980	0.0	0.00	-34
350	6.61	17.19	0.989	0.0	0.00	-30
400	6.56	17.19	0.995	0.0	0.00	-27
425	6.56	17.18	0.997	0.0	0.00	-26

Purging Rate: 3 GPM      Purging Time: 150 min      Sampling Rate: 0.1l/min VOCs / 0.5l/min Other Analytes

**Sampling**

Time of Sample Collection: 5:00 p.m.

Method:	Analyses: (Pace Analytical Laboratory)
<u>  X  </u> Submersible Pump	<u>  X  </u> VOCs
<u>  X  </u> In-Line Filter (Diss. Metals)	
<u>      </u> Pos. Disp. Pump	<u>  X  </u> Total & Dissolved Metals
<u>      </u> Disposable bailer	<u>      </u> Leachate
<u>      </u> Dedicated pump	<u>  X  </u> Parameters

**Observations**

Weather/Temperature: Overcast, cool, 55-60F  
 Sample description: Clear

Free Product? yes	<u>      </u>	no	<u>  X  </u>	describe	<u>      </u>
Sheen? yes	<u>      </u>	no	<u>  X  </u>	describe	<u>      </u>
Odor? yes	<u>  X  </u>	no	<u>      </u>	describe	<u>Slight leachate odor</u>



**TOWN OF OYSTER BAY LANDFILL SAMPLING  
FIELD OBSERVATION LOG  
GROUNDWATER SAMPLING RECORD**

SITE Town of Oyster Bay Landfill DATE 10/27/2021

WELL ID: MW-06F Time On-site: \_\_\_\_\_ Time Off-site: \_\_\_\_\_  
 SAMPLERS: KR \_\_\_\_\_

Depth of well (feet from top of casing) ..... 349' historical log  
 Initial static water level (feet from top of casing) ..... 95.54'  
 Approximate Pump Inlet (feet from top of casing)..... 110'

Purging Method Well Volume Calculation:

Airlift _____	Centrifugal _____	2 in. casing: _____ ft. of water x 0.16 = _____ gallons
Bailer _____	Pos. Displ. _____	3 in. casing: _____ ft. of water x 0.36 = _____ gallons
Submersible _____	Disposable _____	4 in. casing: <u>253.46</u> ft. of water x 0.65 = <u>165</u> gallons
Pump <u>X</u>	Bladder Pump _____	
	(Low Flow) _____	

volume of water removed: \_\_\_\_\_ gal. >3 volumes: yes X no \_\_\_\_\_ purged dry? yes \_\_\_\_\_ no X

**Field Tests**

Volume of Purge Water (Gallons)	pH	Temp (c°)	Spec. Cond. (ms/cm)	Turbidity (NTUs)	Dissolved Oxygen (mg/l)	ORP (mv)
Initial	4.11	16.13	0.902	0.0	0.00	291
100	4.22	17.35	0.885	0.0	0.00	408
200	4.30	16.18	1.20	0.0	0.00	357
300	4.29	16.12	1.25	0.0	0.00	373
400	4.31	16.10	1.24	0.0	0.00	380
500	4.32	16.11	1.31	0.0	0.00	383

Purging Rate: 3 GPM Purging Time: 165 min Sampling Rate: 0.1l/min VOCs / 0.5l/min Other Analytes

**Sampling**

Time of Sample Collection: 12:20 p.m.

Method:	Analyses: (Pace Analytical Laboratory)
<u>X</u> Submersible Pump	<u>X</u> VOCs
<u>X</u> In-Line Filter (Diss. Metals)	
_____ Pos. Disp. Pump	<u>X</u> Total & Dissolved Metals
_____ Disposable bailer	Leachate
_____ Dedicated pump	<u>X</u> Parameters

**Observations**

Weather/Temperature: Overcast, cool, 55-60F  
 Sample description: Clear

Free Product? yes _____ no <u>X</u>	describe _____
Sheen? yes _____ no <u>X</u>	describe _____
Odor? yes _____ no <u>X</u>	describe _____



**TOWN OF OYSTER BAY LANDFILL SAMPLING  
FIELD OBSERVATION LOG  
GROUNDWATER SAMPLING RECORD**

SITE Town of Oyster Bay Landfill DATE 10/25/2021

WELL ID: MW-08A Time On-site: \_\_\_\_\_ Time Off-site: \_\_\_\_\_  
 SAMPLERS: KR / DR \_\_\_\_\_

Depth of well (feet from top of casing) ..... 80.70'  
 Initial static water level (feet from top of casing) ..... 69.19'  
 Approximate Pump Inlet (feet from top of casing)..... 74'

Purging Method		Well Volume Calculation:	
Airlift	<u>      </u>	Centrifugal	<u>      </u>
Bailer	<u>      </u>	Pos. Displ.	<u>      </u>
Submersible	<u>      </u>	Disposable	<u>      </u>
Pump	<u>  X  </u>	Bladder Pump	<u>      </u>
	<u>      </u>	(Low Flow)	<u>      </u>

2 in. casing: \_\_\_\_\_ ft. of water x 0.16 = \_\_\_\_\_ gallons  
 3 in. casing: \_\_\_\_\_ ft. of water x 0.36 = \_\_\_\_\_ gallons  
 4 in. casing: 11.61 ft. of water x 0.65 = 7.5 gallons

volume of water removed: 30 gal. >3 volumes: yes   X   no        purged dry? yes        no   X  

**Field Tests**

Volume of Purge Water (Gallons)	pH	Temp (c°)	Spec. Cond. (ms/cm)	Turbidity (NTUs)	Dissolved Oxygen (mg/l)	ORP (mv)
Initial	4.71	14.59	0.084	0.0	1.85	302
5	4.61	14.52	0.106	0.0	0.14	316
10	4.47	14.65	0.102	0.0	0.57	336
15	4.40	14.67	0.100	0.0	2.15	344
20	4.55	14.53	0.135	0.0	0.00	342
25	4.53	14.58	0.155	0.0	0.00	347
30	4.55	14.63	0.162	0.0	0.00	353

Purging Rate: 0.75 GPM Purging Time: 55 min Sampling Rate: 0.1l/min VOCs / 0.5l/min Other Analytes

**Sampling**

Time of Sample Collection: 4:00 p.m.

Method:	Analyses: (Pace Analytical Laboratory)
<u>  X  </u> Submersible Pump	<u>  X  </u> VOCs
<u>  X  </u> In-Line Filter (Diss. Metals)	
<u>      </u> Pos. Disp. Pump	<u>  X  </u> Total & Dissolved Metals
<u>      </u> Disposable bailer	Leachate
	<u>  X  </u> Parameters
<u>      </u> Dedicated pump	

**Observations**

Weather/Temperature: Cloudy, 60-70F  
 Sample description: Clear, no odor

Free Product? yes	<u>      </u>	no	<u>  X  </u>	describe	_____
Sheen? yes	<u>      </u>	no	<u>  X  </u>	describe	_____
Odor? yes	<u>      </u>	no	<u>  X  </u>	describe	_____



**TOWN OF OYSTER BAY LANDFILL SAMPLING  
FIELD OBSERVATION LOG  
GROUNDWATER SAMPLING RECORD**

SITE Town of Oyster Bay Landfill DATE 10/25/2021

WELL ID: MW-08B Time On-site: \_\_\_\_\_ Time Off-site: \_\_\_\_\_  
 SAMPLERS: KR / DR \_\_\_\_\_

Depth of well (feet from top of casing) ..... 160.20'  
 Initial static water level (feet from top of casing) ..... 68.60'  
 Approximate Pump Inlet (feet from top of casing)..... 88'

Purging Method		Well Volume Calculation:	
Airlift	<u>      </u>	Centrifugal	<u>      </u>
Bailer	<u>      </u>	Pos. Displ.	<u>      </u>
Submersible	<u>      </u>	Disposable	<u>      </u>
Pump	<u>  X  </u>	Bladder Pump	<u>      </u>
	<u>      </u>	(Low Flow)	<u>      </u>

2 in. casing: \_\_\_\_\_ ft. of water x 0.16 = \_\_\_\_\_ gallons  
 3 in. casing: \_\_\_\_\_ ft. of water x 0.36 = \_\_\_\_\_ gallons  
 4 in. casing:   91.6   ft. of water x 0.65 =   59.5   gallons

volume of water removed:   240   gal. >3 volumes: yes   X   no        purged dry? yes        no   X  

**Field Tests**

Volume of Purge Water (Gallons)	pH	Temp (c°)	Spec. Cond. (ms/cm)	Turbidity (NTUs)	Dissolved Oxygen (mg/l)	ORP (mv)
Initial	7.49	14.86	0.646	0.0	0.00	201
60	5.48	13.96	0.656	0.0	0.00	291
90	5.01	13.91	0.615	0.0	0.00	301
120	5.17	13.93	0.645	0.0	0.00	297
150	5.05	13.96	0.641	0.0	0.00	329
180	5.00	13.99	0.635	0.0	0.00	336
210	5.06	13.93	0.637	0.0	0.00	329
240	5.05	13.94	0.628	0.0	0.00	345

Purging Rate:   3 GPM   Purging Time:   70 min   Sampling Rate:   0.1l/min VOCs / 0.5l/min Other Analytes  

**Sampling**

Time of Sample Collection:   3:50 p.m.  

Method:	Analyses: (Pace Analytical Laboratory)
<u>  X  </u> Submersible Pump	<u>  X  </u> VOCs
<u>  X  </u> In-Line Filter (Diss. Metals)	<u>  X  </u> Total & Dissolved Metals
<u>      </u> Pos. Disp. Pump	Leachate
<u>      </u> Disposable bailer	<u>  X  </u> Parameters

**Observations**

Weather/Temperature:   Cloudy, 60-70F    
 Sample description:   Clear, no odor    
 Free Product? yes        no   X   describe \_\_\_\_\_  
 Sheen? yes        no   X   describe \_\_\_\_\_  
 Odor? yes        no   X   describe \_\_\_\_\_



**TOWN OF OYSTER BAY LANDFILL SAMPLING  
FIELD OBSERVATION LOG  
GROUNDWATER SAMPLING RECORD**

SITE Town of Oyster Bay Landfill DATE 10/25/2021

WELL ID: MW-09B Time On-site: \_\_\_\_\_ Time Off-site: \_\_\_\_\_  
 SAMPLERS: KR / DR \_\_\_\_\_

Depth of well (feet from top of casing) ..... 169.10'  
 Initial static water level (feet from top of casing) ..... 91.03'  
 Approximate Pump Inlet (feet from top of casing)..... 96'

Purging Method		Well Volume Calculation:	
Airlift	_____	Centrifugal	_____
Bailer	_____	Pos. Displ.	_____
Submersible	_____	Disposable	_____
Pump	X	Bladder Pump	_____
	_____	(Low Flow)	_____

2 in. casing: \_\_\_\_\_ ft. of water x 0.16 = \_\_\_\_\_ gallons  
 3 in. casing: \_\_\_\_\_ ft. of water x 0.36 = \_\_\_\_\_ gallons  
 4 in. casing: 78.07 ft. of water x 0.65 = 50.7 gallons

volume of water removed: 200 gal. >3 volumes: yes X no \_\_\_\_\_ purged dry? yes \_\_\_\_\_ no X

**Field Tests**

Volume of Purge Water (Gallons)	pH	Temp (c°)	Spec. Cond. (ms/cm)	Turbidity (NTUs)	Dissolved Oxygen (mg/l)	ORP (mv)
Initial	5.62	14.53	0.342	0.0	0.00	263
30	5.66	14.95	0.329	0.0	0.00	230
60	5.71	15.03	0.326	0.0	0.00	224
90	5.76	15.03	0.327	0.0	0.00	228
120	5.88	15.02	0.328	0.0	0.00	218
150	5.84	15.02	0.329	0.0	0.00	233
180	5.90	15.08	0.331	0.0	0.00	225
200	5.94	15.02	0.331	0.0	0.00	220

Purging Rate: 3 GPM Purging Time: 80 min Sampling Rate: 0.1/min VOCs / 0.5l/min Other Analytes

**Sampling**

Time of Sample Collection: 12:05 p.m.

Method:	Analyses: (Pace Analytical Laboratory)
<u>X</u> Submersible Pump	<u>X</u> VOCs
<u>X</u> In-Line Filter (Diss. Metals)	
_____ Pos. Disp. Pump	<u>X</u> Total & Dissolved Metals
_____ Disposable bailer	Leachate
_____ Dedicated pump	<u>X</u> Parameters

**Observations**

Weather/Temperature: Cloud, 60-70F  
 Sample description: Clear, no odor

Free Product? yes _____ no <u>X</u>	describe _____
Sheen? yes _____ no <u>X</u>	describe _____
Odor? yes _____ no <u>X</u>	describe _____



**TOWN OF OYSTER BAY LANDFILL SAMPLING  
FIELD OBSERVATION LOG  
GROUNDWATER SAMPLING RECORD**

SITE Town of Oyster Bay Landfill DATE 10/25/2021

WELL ID: MW-09C Time On-site: \_\_\_\_\_ Time Off-site: \_\_\_\_\_  
 SAMPLERS: KR / DR \_\_\_\_\_

Depth of well (feet from top of casing) ..... 225' historical log  
 Initial static water level (feet from top of casing) ..... 91.66'  
 Approximate Pump Inlet (feet from top of casing)..... 97'

<b>Purging Method</b>		<b>Well Volume Calculation:</b>	
Airlift	<u>      </u>	Centrifugal	<u>      </u>
Bailer	<u>      </u>	Pos. Displ.	<u>      </u>
Submersible	<u>      </u>	Disposable	<u>      </u>
Pump	<u>  X  </u>	Bladder Pump	<u>      </u>
	<u>      </u>	(Low Flow)	<u>      </u>

2 in. casing: \_\_\_\_\_ ft. of water x 0.16 = \_\_\_\_\_ gallons  
 3 in. casing: \_\_\_\_\_ ft. of water x 0.36 = \_\_\_\_\_ gallons  
 4 in. casing: 133.34 ft. of water x 0.65 = 86.7 gallons

volume of water removed: 360 gal. >3 volumes: yes   X   no        purged dry? yes        no   X  

**Field Tests**

Volume of Purge Water (Gallons)	pH	Temp (c°)	Spec. Cond. (ms/cm)	Turbidity (NTUs)	Dissolved Oxygen (mg/l)	ORP (mv)
Initial	5.41	14.41	0.142	0.0	0.00	259
40	5.44	15.05	0.282	0.0	0.00	267
80	5.81	15.52	0.372	0.0	0.00	210
120	5.90	15.55	0.393	0.0	0.00	202
160	5.92	15.55	0.402	0.0	0.00	207
200	5.97	15.55	0.405	0.0	0.00	207
280	6.05	15.57	0.406	0.0	0.00	208
320	6.09	15.57	0.406	0.0	0.00	207
360	6.12	15.64	0.406	0.0	0.00	197

Purging Rate: 4.0 GPM Purging Time: 90 min Sampling Rate: 0.1l/min VOCs / 0.5l/min Other Analytes

**Sampling**

Time of Sample Collection: 12:10 p.m.

Method:	Analyses: (Pace Analytical Laboratory)
<u>  X  </u> Submersible Pump	<u>  X  </u> VOCs
<u>  X  </u> In-Line Filter (Diss. Metals)	
<u>      </u> Pos. Disp. Pump	<u>  X  </u> Total & Dissolved Metals
<u>      </u> Disposable bailer	<u>      </u> Leachate
<u>      </u> Dedicated pump	<u>  X  </u> Parameters

**Observations**

Weather/Temperature: Cloudy, 60-70F  
 Sample description: Clear, no odor  
 Free Product? yes        no   X   describe \_\_\_\_\_  
 Sheen? yes        no   X   describe \_\_\_\_\_  
 Odor? yes        no   X   describe \_\_\_\_\_



**TOWN OF OYSTER BAY LANDFILL SAMPLING  
FIELD OBSERVATION LOG  
GROUNDWATER SAMPLING RECORD**

SITE Town of Oyster Bay Landfill DATE 10/25/2021

WELL ID: **OBS-1** Time On-site: \_\_\_\_\_ Time Off-site: \_\_\_\_\_  
 SAMPLERS: KR / DR \_\_\_\_\_

Depth of well (feet from top of casing) ..... 194.75'  
 Initial static water level (feet from top of casing) ..... 48.15'  
 Approximate Pump Inlet (feet from top of casing)..... 54'

Purging Method		Well Volume Calculation:	
Airlift	<u>      </u>	Centrifugal	<u>      </u>
Bailer	<u>      </u>	Pos. Displ.	<u>      </u>
Submersible	<u>      </u>	Disposable	<u>      </u>
Pump	<u>X</u>	Bladder Pump	<u>      </u>
	<u>      </u>	(Low Flow)	<u>      </u>

2 in. casing: \_\_\_\_\_ ft. of water x 0.16 = \_\_\_\_\_ gallons  
 3 in. casing: \_\_\_\_\_ ft. of water x 0.36 = \_\_\_\_\_ gallons  
 4 in. casing: 146.6 ft. of water x 0.65 = 95.3 gallons

volume of water removed: 400 gal. >3 volumes: yes X no \_\_\_\_\_ purged dry? yes \_\_\_\_\_ no X

**Field Tests**

Volume of Purge Water (Gallons)	pH	Temp (c°)	Spec. Cond. (ms/cm)	Turbidity (NTUs)	Dissolved Oxygen (mg/l)	ORP (mv)
Initial	5.60	15.44	0.358	0.0	0.00	304
50	5.70	15.59	0.354	0.0	0.00	277
100	6.14	16.09	0.416	0.0	0.00	131
150	6.23	16.16	0.423	0.0	0.00	111
200	6.19	16.07	0.422	0.0	0.00	109
250	6.29	16.05	0.416	0.0	0.00	107
300	6.33	16.04	0.416	0.0	0.00	106
350	6.33	16.05	0.422	0.0	0.00	108
400	6.34	16.05	0.416	0.0	0.00	110

Purging Rate: 5 GPM Purging Time: 80 min Sampling Rate: 0.1l/min VOCs / 0.5l/min Other Analytes

**Sampling**

Time of Sample Collection: 09:25 a.m.

Method: \_\_\_\_\_ Analyses: (Pace Analytical Laboratory)

<u>X</u> Submersible Pump	<u>X</u> VOCs
<u>X</u> In-Line Filter (Diss. Metals)	<u>X</u> Total & Dissolved Metals
<u>      </u> Pos. Disp. Pump	<u>      </u> Leachate
<u>      </u> Disposable bailer	<u>X</u> Parameters

**Observations**

Weather/Temperature: Cloudy, 60-70F  
 Sample description: Clear, no odor  
 Free Product? yes \_\_\_\_\_ no X describe \_\_\_\_\_  
 Sheen? yes \_\_\_\_\_ no X describe \_\_\_\_\_  
 Odor? yes \_\_\_\_\_ no X describe \_\_\_\_\_

Note: Collected Bind Duplicate sample at well OBS-1



**APPENDIX B**

**CHAIN OF CUSTODY FORMS**





Sample Condition Upon Receipt

**WO#: 70192284**  
**PM: NML** **Due Date: 11/09/21**  
**CLIENT: TOY**

Client Name: TOY

Project

Courier:  Fed Ex  UPS  USPS  Client  Commercial  Pace  Other

Tracking #:

Custody Seal on Cooler/Box Present:  Yes  No Seals intact:  Yes  No  N/A

Packing Material:  Bubble Wrap  Bubble Bags  Ziploc  None  Other

Thermometer Used: ~~TH101~~ TH16 Correction Factor: +0.1

Cooler Temperature(°C): 8.0 Cooler Temperature Corrected(°C): 8.0

Temp should be above freezing to 6.0°C

USDA Regulated Soil (  N/A, water sample)

Date and Initials of person examining contents: KW 10/25/21

Did samples originate in a quarantine zone within the United States: AL, AR, CA, FL, GA, ID, LA, MS, NC, NM, NY, OK, OR, SC, TN, TX, or VA (check map)?  Yes  No

Did samples originate from a foreign source including Hawaii and Puerto Rico)?  Yes  No

If Yes to either question, fill out a Regulated Soil Checklist (F-LI-C-010) and include with SCUR/COC paperwork.

		COMMENTS:
Chain of Custody Present:	<input checked="" type="checkbox"/> Yes <input type="checkbox"/> No	1.
Chain of Custody Filled Out:	<input checked="" type="checkbox"/> Yes <input type="checkbox"/> No	2.
Chain of Custody Relinquished:	<input checked="" type="checkbox"/> Yes <input type="checkbox"/> No	3.
Sampler Name & Signature on COC:	<input checked="" type="checkbox"/> Yes <input type="checkbox"/> No <input type="checkbox"/> N/A	4.
Samples Arrived within Hold Time:	<input checked="" type="checkbox"/> Yes <input type="checkbox"/> No	5.
Short Hold Time Analysis (<72hr):	<input checked="" type="checkbox"/> Yes <input type="checkbox"/> No	6.
Rush Turn Around Time Requested:	<input type="checkbox"/> Yes <input checked="" type="checkbox"/> No	7.
Sufficient Volume: (Triple volume provided for I)	<input checked="" type="checkbox"/> Yes <input type="checkbox"/> No	8.
Correct Containers Used:	<input checked="" type="checkbox"/> Yes <input type="checkbox"/> No	9.
Pace Containers Used:	<input checked="" type="checkbox"/> Yes <input type="checkbox"/> No	
Containers Intact:	<input checked="" type="checkbox"/> Yes <input type="checkbox"/> No	10.
Filtered volume received for Dissolved tests	<input checked="" type="checkbox"/> Yes <input type="checkbox"/> No <input type="checkbox"/> N/A	11. Note if sediment is visible in the dissolved container.
Sample Labels match COC:	<input checked="" type="checkbox"/> Yes <input type="checkbox"/> No	12.
-Includes date/time/ID, Matrix: <u>SL/WI/OIL</u>		
All containers needing preservation have been checked?	<input checked="" type="checkbox"/> Yes <input type="checkbox"/> No <input type="checkbox"/> N/A	13. <input type="checkbox"/> HNO <sub>3</sub> <input type="checkbox"/> H <sub>2</sub> SO <sub>4</sub> <input type="checkbox"/> NaOH <input type="checkbox"/> HCl
pH paper Lot # <u>HC160347</u>		Sample #
All containers needing preservation are found to be in compliance with method recommendation?		
(HNO <sub>3</sub> , H <sub>2</sub> SO <sub>4</sub> , HCl, NaOH>9 Sulfide, NaOH>12 Cyanide)	<input checked="" type="checkbox"/> Yes <input type="checkbox"/> No <input type="checkbox"/> N/A	
Exceptions: VOA, Coliform, TOC/DOC, Oil and Grease, DRO/8015 (water).		Initial when completed: Lot # of added preservative: Date/Time preservative added:
Per Method, VOA pH is checked after analysis		
Samples checked for dechlorination:	<input checked="" type="checkbox"/> Yes <input type="checkbox"/> No <input type="checkbox"/> N/A	14. Positive for Res. Chlorine? Y (N)
KI starch test strips Lot # <u>14-860</u>		
Residual chlorine strips Lot #		
SM 4500 CN samples checked for sulfide?	<input checked="" type="checkbox"/> Yes <input type="checkbox"/> No <input type="checkbox"/> N/A	15. Positive for Sulfide? Y (N)
Lead Acetate Strips Lot # <u>SG0125</u>		
Headspace in VOA Vials (>6mm):	<input type="checkbox"/> Yes <input checked="" type="checkbox"/> No <input type="checkbox"/> N/A	16.
Trip Blank Present:	<input checked="" type="checkbox"/> Yes <input type="checkbox"/> No <input type="checkbox"/> N/A	17.
Trip Blank Custody Seals Present	<input checked="" type="checkbox"/> Yes <input type="checkbox"/> No <input type="checkbox"/> N/A	
Pace Trip Blank Lot # (if applicable):		

Client Notification/ Resolution: \_\_\_\_\_ Field Data Required? Y / N

Person Contacted: \_\_\_\_\_ Date/Time: \_\_\_\_\_

Comments/ Resolution: \_\_\_\_\_

\* PM (Project Manager) review is documented electronically in LIMS.





Sample Condition Upon Receipt

WO#: 70192284

PM: NML

Due Date: 11/09/21

CLIENT: TOY

Client Name:

Project

Town of Oyster Bay

Courier:  Fed Ex  UPS  USPS  Client  Commercial  Pace  Other

Tracking #:

Custody Seal on Cooler/Box Present:  Yes  No Seals intact:  Yes  No  N/A

Packing Material:  Bubble Wrap  Bubble Bags  Ziploc  None  Other

Thermometer Used: ~~TH091~~ TH170 Correction Factor: +0.1

Cooler Temperature(°C): 2.3 Cooler Temperature Corrected(°C): 2.4

Temperature blank Present:

Type of Ice:  Wet  Blue  None

Samples on ice, cooling process has begun

Date/Time 5035A kits placed in freezer

Temp should be above freezing to 6.0°C

USDA Regulated Soil (  N/A, water sample)

Date and Initials of person examining contents: MN 10/28/21

Did samples originate in a quarantine zone within the United States: AL, AR, CA, FL, GA, ID, LA, MS, NC, NM, NY, OK, OR, SC, TN, TX, or VA (check map)?  Yes  No

Did samples originate from a foreign source including Hawaii and Puerto Rico)?  Yes  No

If Yes to either question, fill out a Regulated Soil Checklist (F-LI-C-010) and include with SCUR/COC paperwork.

		COMMENTS:
Chain of Custody Present:	<input checked="" type="checkbox"/> Yes <input type="checkbox"/> No	1.
Chain of Custody Filled Out:	<input checked="" type="checkbox"/> Yes <input type="checkbox"/> No	2.
Chain of Custody Relinquished:	<input checked="" type="checkbox"/> Yes <input type="checkbox"/> No	3.
Sampler Name & Signature on COC:	<input checked="" type="checkbox"/> Yes <input type="checkbox"/> No <input type="checkbox"/> N/A	4.
Samples Arrived within Hold Time:	<input checked="" type="checkbox"/> Yes <input type="checkbox"/> No	5.
Short Hold Time Analysis (<72hr):	<input checked="" type="checkbox"/> Yes <input type="checkbox"/> No	6.
Rush Turn Around Time Requested:	<input type="checkbox"/> Yes <input checked="" type="checkbox"/> No	7.
Sufficient Volume: (Triple volume provided for I)	<input checked="" type="checkbox"/> Yes <input type="checkbox"/> No	8.
Correct Containers Used:	<input checked="" type="checkbox"/> Yes <input type="checkbox"/> No	9.
Pace Containers Used:	<input checked="" type="checkbox"/> Yes <input type="checkbox"/> No	10.
Containers Intact:	<input checked="" type="checkbox"/> Yes <input type="checkbox"/> No	10.
Filtered volume received for Dissolved tests	<input checked="" type="checkbox"/> Yes <input type="checkbox"/> No <input checked="" type="checkbox"/> N/A	11. Note if sediment is visible in the dissolved container.
Sample Labels match COC:	<input checked="" type="checkbox"/> Yes <input type="checkbox"/> No	12.
-Includes date/time/ID, Matrix: SL, WT, OIL		
All containers needing preservation have been checked?	<input checked="" type="checkbox"/> Yes <input type="checkbox"/> No <input type="checkbox"/> N/A	13. <input type="checkbox"/> HNO <sub>3</sub> <input type="checkbox"/> H <sub>2</sub> SO <sub>4</sub> <input type="checkbox"/> NaOH <input type="checkbox"/> HCl
pH paper Lot # HC160347		Sample #
All containers needing preservation are found to be in compliance with method recommendation?	<input checked="" type="checkbox"/> Yes <input type="checkbox"/> No <input type="checkbox"/> N/A	
(HNO <sub>3</sub> , H <sub>2</sub> SO <sub>4</sub> , HCl, NaOH>9 Sulfide, NaOH>12 Cyanide)		
Exceptions: VOA, Coliform, TOC/DOC, Oil and Grease, DRO/8015 (water).		Initial when completed: Lot # of added preservative: Date/Time preservative added:
Per Method, VOA pH is checked after analysis		
Samples checked for dechlorination: KI starch test strips Lot # 14-800	<input checked="" type="checkbox"/> Yes <input type="checkbox"/> No <input checked="" type="checkbox"/> N/A	14. Positive for Res. Chlorine? Y N
Residual chlorine strips Lot #		
SM 4500 CN samples checked for sulfide?	<input checked="" type="checkbox"/> Yes <input type="checkbox"/> No <input checked="" type="checkbox"/> N/A	15. Positive for Sulfide? Y <input checked="" type="checkbox"/> N
Lead Acetate Strips Lot # 560.125		
Headspace in VOA Vials (>6mm):	<input type="checkbox"/> Yes <input checked="" type="checkbox"/> No <input type="checkbox"/> N/A	16.
Trip Blank Present:	<input type="checkbox"/> Yes <input type="checkbox"/> No <input type="checkbox"/> N/A	17.
Trip Blank Custody Seals Present:	<input checked="" type="checkbox"/> Yes <input type="checkbox"/> No <input type="checkbox"/> N/A	
Pace Trip Blank Lot # (if applicable):		

Client Notification/ Resolution:

Field Data Required? Y / N

Person Contacted:

Date/Time:

Comments/ Resolution:

\* PM [Project Manager] review is documented electronically in LIMS.

Section A

**Client Information:**  
 Client Name: Town of Oyster Bay  
 Address: 150 Miller Place  
 City: Suffolk State: NY Zip: 11791  
 Contact: Mr. Russo  
 Email: mrusso@jobays.net  
 Phone: NONE  
 Fax: STANDARD

**Project Information:**  
 Project Name: Old Bathpage Landfill  
 Project #: 3617 (Second Environmental Assessment - 2021)  
 Purchase Order #: 150 Miller Place  
 Report To: Russo, Matt  
 Copy To: Kerth Robins (Dir)  
 Attention: Matt Russo  
 Company Name: T.O.B.  
 Address: 150 Miller Place  
 Regulatory Agency: NY

**Analyses Requested:**  
 Pace Project Manager: nicollette.lovati@pacelabs.com  
 Pace Profile #: 6466  
 Requested Analysis: Filtered (Y/N)

Section B

ITEM #	MATRIX CODE (see valid codes to left)	SAMPLE TYPE (G=GRAB C=COMP)	COLLECTED		DATE	TIME	RELINQUISHED BY/AFFILIATION	DATE	TIME	ACCEPTED BY/AFFILIATION	DATE	TIME	TEMP in C	Received on	Ice (Y/N)	Sealed Custody (Y/N)	Cooler (Y/N)	Samples Intact (Y/N)
			START	END														
1	Trip Blank - 10/29/21	GR	10/29/21	10:30	10/29/21	10:30	Kerth Robins (Dir)	10/29/21	10:30	Matt Russo	10/29/21	10:30	1.1	N	N	N	N	N
2	MW-06B - 10/29/21	WT	10/29/21	3:50	10/29/21	10:30	Kerth Robins (Dir)	10/29/21	10:30	Matt Russo	10/29/21	10:30	1.1	N	N	N	N	N
3	MW-06A - 10/29/21	WT	10/29/21	5:20	10/29/21	10:30	Kerth Robins (Dir)	10/29/21	10:30	Matt Russo	10/29/21	10:30	1.1	N	N	N	N	N

Section C

**Additional Comments:**  
 Sample bottle (Hous/and unexpressed) denoted with "F" were field filtered for dissolved metals and CR to please, provide category "B" and "C" send the data to web data @ db-reg.com

**Signature and Date:**  
 Sampler Name and Signature: Kerth Robins  
 Print Name of Sampler: Kerth Robins  
 Signature of Sampler: Kerth Robins  
 Date Signed: 10/29/2021



## **APPENDIX C**

### **DATA VALIDATION CHECKLIST**

## DATA VALIDATION CHECKLIST

Project Name:	Old Bethpage Landfill		
Project Number:	3617 05		
Sample Date(s):	October 25-29, 2021		
Sample Team:	Keith Robins		
Matrix/Number of Samples:	<u>Water/ 13</u> <u>Field Duplicates/ 1</u> <u>Trip Blanks / 4</u> <u>Field Blanks/ 1</u>		
Analyzing Laboratory:	Pace Analytical, Melville, NY		
Analyses:	<u>Volatile Organic Compounds (VOCs):</u> by SW846 8260C <u>Metals:</u> Total and dissolved by USEPA 200.7 and mercury by USEPA 245.1 <u>General Chemistry:</u> Alkalinity (SM2320B), Hardness (SM2340B), Total Dissolved Solids (SM 2540C), Hexavalent Chromium (SM22 3500), Chloride (SM22 4500), Sulfate (USEPA 300.0), Total Kjeldahl Nitrogen (TKN) (USEPA 351.2), Nitrate-Nitrite and Nitrite (USEPA 353.2), Ammonia (SM22 4500), Phenolics (USEPA 420.1), and Cyanide (SM22 4500)		
Laboratory Report No:	70192284	Date:	11/15/2021

## ANALYTICAL DATA PACKAGE DOCUMENTATION GENERAL INFORMATION

	Reported		Performance Acceptable		Not Required
	No	Yes	No	Yes	
1. Sample results		X		X	
2. Parameters analyzed		X		X	
3. Method of analysis		X		X	
4. Sample collection date		X		X	
5. Laboratory sample received date		X		X	
6. Sample analysis date		X		X	
7. Copy of chain-of-custody form signed by Lab sample custodian		X		X	
8. Narrative summary of QA or sample problems provided		X	X		

QA - quality assurance

### Comments:

A validation was conducted on the data package and any applicable qualification of the data was determined using the USEPA National Functional Guidelines of Organic Data Review, November 2020, or USEPA National Functional Guidelines of Inorganic Data Review, November 2020, method performance criteria, and D&B Engineers and Architects, P.C. professional judgment. The qualification of data discussed within this data validation checklist did not impact the usability of the sample results.

**Custody Numbers:70192284  
SAMPLE AND ANALYSIS LIST**

Sample ID	Lab ID	Sample Collection Date	Parent Sample	Analysis				
				VOC	SVOC	PCB	MET	MISC
TRIP BLANK	70192284001	10/25/2021		X				
OBS-1	70192284002-3	10/25/2021		X			X	X
BLIND DUPLICATE	70192284004-5	10/25/2021	OBS-1	X			X	X
MW-09B	70192284006-7	10/25/2021		X			X	X
MW-09C	70192284008-9	10/25/2021		X			X	X
MW-05B	70192284010-11	10/25/2021		X			X	X
MW-08B	70192284012-13	10/25/2021		X			X	X
MW-08A	70192284014-15	10/25/2021		X			X	X
TRIP BLANK	70192284017	10/27/2021		X				
MW-06F	70192284018-19	10/27/2021		X			X	X
MW-06C	70192284020-21	10/27/2021		X			X	X
MW-06E	70192284022-23	10/27/2021		X			X	X
TRIP BLANK	70192284024	10/28/2021		X				
MW-06B	70192284025-26	10/28/2021		X			X	X
MW-06A	70192284027-28	10/28/2021		X			X	X
TRIP BLANK	70192284029	10/29/2021		X				
LF-2	70192284030-33	10/29/2021		X			X	X
LF-1	70192284031-34	10/29/2021		X			X	X
FIELD BLANK	70192284032-35	10/29/2021		X			X	X

**ORGANIC ANALYSES  
VOCS**

	Reported		Performance Acceptable		Not Required
	No	Yes	No	Yes	
1. Holding times		X		X	
2. Blanks					
A. Method blanks		X		X	
B. Trip blanks		X		X	
C. Field blanks		X		X	
3. Matrix spike (MS) %R		X		X	
4. Duplicate RPD		X		X	
5. Laboratory control sample (LCS) %R		X		X	
6. Surrogate spike recoveries		X		X	
7. Field duplicate		X		X	

VOCs - volatile organic compounds

%R - percent recovery

RPD - relative percent difference

Comments:

Performance was acceptable.

**INORGANIC ANALYSES  
METALS**

	Reported		Performance Acceptable		Not Required
	No	Yes	No	Yes	
1. Holding times		X		X	
2. Blanks					
A. Method blanks		X	X		
B. Field blanks		X	X		
3. Laboratory control sample %R		X		X	
4. Spike sample %R		X	X		
5. Duplicate RPD		X	X		
6. Total versus dissolved results		X	X		
7. Field duplicate		X		X	

%R - percent recovery

%D - percent difference

RPD - relative percent difference

Comments:

Performance was acceptable, except the following:

2. Total iron and mercury, dissolved iron, calcium, magnesium, and mercury were detected in the Field Blank. The following metals were qualified as non-detect (UB): total iron in samples OBS-1, BLIND DUPLICATE, MW-08B, MW-06E, and MW-06A; total mercury in all samples; dissolved iron in samples OBS-1, BLIND DUPLICATE, MW-09C, MW-06E, and MW-06A; and dissolved mercury in all samples except MW-08A.
4. The %Rs were below the QC limit in the matrix spike for dissolved barium associated with all samples and total barium associated with samples MW-05B, MW-08B, MW-08A, MW-06F, MW-06C, MW-06E, MW-06B, MW-06A, LF-2, LF-1, and FIELD BLANK and were qualified as estimated (J).
5. The %R was above the QC limit in the matrix spike for dissolved iron associated with MW-06F, MW-06C, MW-06B, LF-2, and LF-1 and was qualified as estimated detection limit (UJ).
6. The total mercury was not detected and was below the dissolved mercury in sample MW-08A. Dissolved and total mercury were qualified as estimated (J/UJ) in sample MW-08A.

**INORGANIC ANALYSES  
GENERAL CHEMISTRY**

	Reported		Performance Acceptable		Not Required
	No	Yes	No	Yes	
1. Holding times		X		X	
2. Blanks					
A. Method blanks		X	X		
B. Field blanks		X	X		
3. Laboratory spike %R		X		X	
4. Laboratory duplicate RPD		X	X		
5. Matrix spike %R		X	X		
6. Field duplicate		X		X	

%R - percent recovery

RPD - relative percent difference

%D - percent difference

RSD - relative standard deviation

Comments:

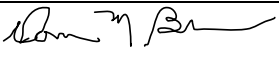
Performance was acceptable, except the following:

2. TKN and nitrate were detected in the Field Blank. The following were qualified as non-detect (UB): TKN in samples MW-05B and MW-06A; and nitrate in samples MW-09C, OBS-1, BLIND DUPLICATE, and MW-06A.
4. The RPD was above QC limit in the laboratory duplicate for TKN associated with all samples. They were qualified as estimated (J/UJ) in associated samples.
5. The %R was below the QC limit in the matrix spike for hexavalent chromium associated with samples MW-06B, MW-06A, LF-2, and LF-1; and chloride associated with all samples. They were qualified as estimated (J/UJ) in associated samples.

The %R was above the QC limit in the matrix spike for sulfate with samples OBS-1, BLIND DUPLICATE, MW-09B, MW-09C, MW-05B, MW-08B, MW-08A, MW-06F, MW-06C, and MW-06E and was qualified as estimated (J).

**DATA VALIDATION AND  
QUALIFICATION SUMMARY**
**Laboratory Numbers:70192284**

Sample ID	Analyte(s)	Qualifier	Reason(s)
<b><u>VOCs</u></b>			
No qualification of the data was necessary.			
<b><u>Metals</u></b>			
OBS-1, BLIND DUPLICATE, MW-08B, MW-06E, and MW-06A	Total iron	UB	Detected in the Blanks
All samples	Total mercury		
OBS-1, BLIND DUPLICATE, MW-09C, MW-06E, and MW-06A	Dissolved iron		
All samples except MW-08A	Dissolved mercury		
All samples	Dissolved barium	J	The %R was below the QC limit in the matrix spike
MW-05B, MW-08B, MW-08A, MW-06F, MW-06C, MW-06E, MW-06B, MW-06A, LF-2, LF-1, and FIELD BLANK	Total barium		
MW-06F, MW-06C, MW-06B, LF-2, and LF-1	Dissolved iron	UJ	The %R was above the QC limit
MW-08A	Dissolved and total mercury	J/UJ	The total mercury was not detected and was below the dissolved mercury
<b><u>General Chemistry</u></b>			
MW-05B and MW-06A	TKN	UB	Detected in the Field Blank and/or method blank
MW-09C, OBS-1, BLIND DUPLICATE, and MW-06A	Nitrate		
All samples	TKN	J/UJ	The RPD was above QC limit in the laboratory duplicate
MW-06B, MW-06A, LF-2, and LF-1	Hexavalent chromium	J/UJ	The %R was below the QC limit in the matrix spike
All samples	Chloride		
OBS-1, BLIND DUPLICATE, MW-09B, MW-09C, MW-05B, MW-08B, MW-08A, MW-06F, MW-06C, and MW-06E	Sulfate	J	The %R was above the QC limit in the matrix spike

VALIDATION PERFORMED BY & DATE:	Donna M. Brown 12/7/2021
VALIDATION PERFORMED BY SIGNATURE:	

## **APPENDIX D**

### **LABORATORY DATA REPORTS**

November 15, 2021

Keith Robins  
Dvirka & Bartilucci  
330 Crossways Park Drive  
Woodbury, NY 11797

RE: Project: OLD BETHPAGE LANDFILL 10/25  
Pace Project No.: 70192284

Dear Keith Robins:

Enclosed are the analytical results for sample(s) received by the laboratory between October 25, 2021 and October 29, 2021. The results relate only to the samples included in this report. Results reported herein conform to the applicable TNI/NELAC Standards and the laboratory's Quality Manual, where applicable, unless otherwise noted in the body of the report.

The test results provided in this final report were generated by each of the following laboratories within the Pace Network:

- Pace Analytical Services - Melville

If you have any questions concerning this report, please feel free to contact me.

Sincerely,



Jennifer Aracri for  
Sophia Sparkes  
sophia.sparkes@pacelabs.com  
(631)694-3040  
Project Manager

Enclosures

cc: Donna Brown, Dvirka & Bartilucci  
Tom Fox, Dvirka & Bartilucci



## REPORT OF LABORATORY ANALYSIS

This report shall not be reproduced, except in full,  
without the written consent of Pace Analytical Services, LLC.

## CERTIFICATIONS

Project: OLD BETHPAGE LANDFILL 10/25

Pace Project No.: 70192284

---

### **Pace Analytical Services Long Island**

575 Broad Hollow Rd, Melville, NY 11747

Connecticut Certification #: PH-0435

Delaware Certification # NY 10478

Maryland Certification #: 208

Massachusetts Certification #: M-NY026

New Hampshire Certification #: 2987

New Jersey Certification #: NY158

New York Certification #: 10478 Primary Accrediting Body

Pennsylvania Certification #: 68-00350

Rhode Island Certification #: LAO00340

Virginia Certification # 460302

---

## REPORT OF LABORATORY ANALYSIS

This report shall not be reproduced, except in full,  
without the written consent of Pace Analytical Services, LLC.

### ANALYTICAL RESULTS

Project: OLD BETHPAGE LANDFILL 10/25

Pace Project No.: 70192284

Sample: TRIP BLANK_10/25/2021	Lab ID: 70192284001	Collected: 10/25/21 00:00	Received: 10/25/21 17:02	Matrix: Water				
Parameters	Results	Units	Report Limit	DF	Prepared	Analyzed	CAS No.	Qual
<b>8260C Volatile Organics</b>		Analytical Method: EPA 8260C/5030C Pace Analytical Services - Melville						
Benzene	<1.0	ug/L	1.0	1		10/31/21 13:37	71-43-2	
Bromodichloromethane	<1.0	ug/L	1.0	1		10/31/21 13:37	75-27-4	
Bromoform	<1.0	ug/L	1.0	1		10/31/21 13:37	75-25-2	
n-Butylbenzene	<1.0	ug/L	1.0	1		10/31/21 13:37	104-51-8	
tert-Butylbenzene	<1.0	ug/L	1.0	1		10/31/21 13:37	98-06-6	
Carbon tetrachloride	<1.0	ug/L	1.0	1		10/31/21 13:37	56-23-5	
Chlorobenzene	<1.0	ug/L	1.0	1		10/31/21 13:37	108-90-7	
Chloroethane	<1.0	ug/L	1.0	1		10/31/21 13:37	75-00-3	
Chloroform	<1.0	ug/L	1.0	1		10/31/21 13:37	67-66-3	
Dibromochloromethane	<1.0	ug/L	1.0	1		10/31/21 13:37	124-48-1	
1,2-Dichlorobenzene	<1.0	ug/L	1.0	1		10/31/21 13:37	95-50-1	
1,3-Dichlorobenzene	<1.0	ug/L	1.0	1		10/31/21 13:37	541-73-1	
1,4-Dichlorobenzene	<1.0	ug/L	1.0	1		10/31/21 13:37	106-46-7	
Dichlorodifluoromethane	<1.0	ug/L	1.0	1		10/31/21 13:37	75-71-8	v3
1,1-Dichloroethane	<1.0	ug/L	1.0	1		10/31/21 13:37	75-34-3	
1,2-Dichloroethane	<1.0	ug/L	1.0	1		10/31/21 13:37	107-06-2	
1,1-Dichloroethene	<1.0	ug/L	1.0	1		10/31/21 13:37	75-35-4	
cis-1,2-Dichloroethene	<1.0	ug/L	1.0	1		10/31/21 13:37	156-59-2	
trans-1,2-Dichloroethene	<1.0	ug/L	1.0	1		10/31/21 13:37	156-60-5	
1,2-Dichloropropane	<1.0	ug/L	1.0	1		10/31/21 13:37	78-87-5	
Ethylbenzene	<1.0	ug/L	1.0	1		10/31/21 13:37	100-41-4	
Isopropylbenzene (Cumene)	<1.0	ug/L	1.0	1		10/31/21 13:37	98-82-8	
Methylene Chloride	<1.0	ug/L	1.0	1		10/31/21 13:37	75-09-2	
Tetrachloroethene	<1.0	ug/L	1.0	1		10/31/21 13:37	127-18-4	
Toluene	<1.0	ug/L	1.0	1		10/31/21 13:37	108-88-3	
1,1,1-Trichloroethane	<1.0	ug/L	1.0	1		10/31/21 13:37	71-55-6	
Trichloroethene	<1.0	ug/L	1.0	1		10/31/21 13:37	79-01-6	
Vinyl chloride	<1.0	ug/L	1.0	1		10/31/21 13:37	75-01-4	
Xylene (Total)	<3.0	ug/L	3.0	1		10/31/21 13:37	1330-20-7	
m&p-Xylene	<2.0	ug/L	2.0	1		10/31/21 13:37	179601-23-1	
o-Xylene	<1.0	ug/L	1.0	1		10/31/21 13:37	95-47-6	
<b>Surrogates</b>								
1,2-Dichloroethane-d4 (S)	98	%	81-122	1		10/31/21 13:37	17060-07-0	
4-Bromofluorobenzene (S)	99	%	79-118	1		10/31/21 13:37	460-00-4	
Toluene-d8 (S)	96	%	82-122	1		10/31/21 13:37	2037-26-5	

### REPORT OF LABORATORY ANALYSIS

This report shall not be reproduced, except in full,  
without the written consent of Pace Analytical Services, LLC.

### ANALYTICAL RESULTS

Project: OLD BETHPAGE LANDFILL 10/25  
Pace Project No.: 70192284

Sample: OBS-1_10/25/2021	Lab ID: 70192284002	Collected: 10/25/21 09:25	Received: 10/25/21 17:02	Matrix: Water				
Parameters	Results	Units	Report Limit	DF	Prepared	Analyzed	CAS No.	Qual
<b>200.7 Metals, Total</b>		Analytical Method: EPA 200.7 Preparation Method: EPA 200.7 Pace Analytical Services - Melville						
Aluminum	<200	ug/L	200	1	11/08/21 10:20	11/09/21 13:12	7429-90-5	
Barium	39.2J	ug/L	200	1	11/08/21 10:20	11/09/21 13:12	7440-39-3	
Calcium	13500	ug/L	200	1	11/08/21 10:20	11/09/21 13:12	7440-70-2	
Chromium	1.6J	ug/L	10.0	1	11/08/21 10:20	11/09/21 13:12	7440-47-3	
Copper	<25.0	ug/L	25.0	1	11/08/21 10:20	11/09/21 13:12	7440-50-8	
Iron	30.2J	ug/L	100	1	11/08/21 10:20	11/09/21 13:12	7439-89-6	B
Lead	<5.0	ug/L	5.0	1	11/08/21 10:20	11/09/21 13:12	7439-92-1	
Magnesium	8570	ug/L	200	1	11/08/21 10:20	11/09/21 13:12	7439-95-4	
Manganese	2350	ug/L	10.0	1	11/08/21 10:20	11/09/21 13:12	7439-96-5	
Nickel	6.6J	ug/L	40.0	1	11/08/21 10:20	11/09/21 13:12	7440-02-0	
Potassium	21500	ug/L	5000	1	11/08/21 10:20	11/09/21 13:12	7440-09-7	
Sodium	51400	ug/L	5000	1	11/08/21 10:20	11/09/21 13:12	7440-23-5	
Zinc	<20.0	ug/L	20.0	1	11/08/21 10:20	11/09/21 13:12	7440-66-6	
<b>2340B Hardness, Total (Calc.)</b>		Analytical Method: SM22 2340B Pace Analytical Services - Melville						
Tot Hardness asCaCO3 (SM 2340B)	69000	ug/L	830	1		11/09/21 13:12		
<b>245.1 Mercury</b>		Analytical Method: EPA 245.1 Preparation Method: EPA 245.1 Pace Analytical Services - Melville						
Mercury	0.12J	ug/L	0.20	1	10/28/21 15:55	10/29/21 14:28	7439-97-6	B
<b>8260C Volatile Organics</b>		Analytical Method: EPA 8260C/5030C Pace Analytical Services - Melville						
Benzene	<1.0	ug/L	1.0	1		10/31/21 14:54	71-43-2	
Bromodichloromethane	<1.0	ug/L	1.0	1		10/31/21 14:54	75-27-4	
Bromoform	<1.0	ug/L	1.0	1		10/31/21 14:54	75-25-2	
n-Butylbenzene	<1.0	ug/L	1.0	1		10/31/21 14:54	104-51-8	
tert-Butylbenzene	<1.0	ug/L	1.0	1		10/31/21 14:54	98-06-6	
Carbon tetrachloride	<1.0	ug/L	1.0	1		10/31/21 14:54	56-23-5	
Chlorobenzene	<1.0	ug/L	1.0	1		10/31/21 14:54	108-90-7	
Chloroethane	<1.0	ug/L	1.0	1		10/31/21 14:54	75-00-3	
Chloroform	<1.0	ug/L	1.0	1		10/31/21 14:54	67-66-3	
Dibromochloromethane	<1.0	ug/L	1.0	1		10/31/21 14:54	124-48-1	
1,2-Dichlorobenzene	<1.0	ug/L	1.0	1		10/31/21 14:54	95-50-1	
1,3-Dichlorobenzene	<1.0	ug/L	1.0	1		10/31/21 14:54	541-73-1	
1,4-Dichlorobenzene	<1.0	ug/L	1.0	1		10/31/21 14:54	106-46-7	
Dichlorodifluoromethane	<1.0	ug/L	1.0	1		10/31/21 14:54	75-71-8	v3
1,1-Dichloroethane	<1.0	ug/L	1.0	1		10/31/21 14:54	75-34-3	
1,2-Dichloroethane	<1.0	ug/L	1.0	1		10/31/21 14:54	107-06-2	
1,1-Dichloroethene	<1.0	ug/L	1.0	1		10/31/21 14:54	75-35-4	
cis-1,2-Dichloroethene	<1.0	ug/L	1.0	1		10/31/21 14:54	156-59-2	
trans-1,2-Dichloroethene	<1.0	ug/L	1.0	1		10/31/21 14:54	156-60-5	
1,2-Dichloropropane	<1.0	ug/L	1.0	1		10/31/21 14:54	78-87-5	
Ethylbenzene	<1.0	ug/L	1.0	1		10/31/21 14:54	100-41-4	

### REPORT OF LABORATORY ANALYSIS

This report shall not be reproduced, except in full,  
without the written consent of Pace Analytical Services, LLC.

### ANALYTICAL RESULTS

Project: OLD BETHPAGE LANDFILL 10/25  
Pace Project No.: 70192284

Sample: OBS-1_10/25/2021	Lab ID: 70192284002	Collected: 10/25/21 09:25	Received: 10/25/21 17:02	Matrix: Water				
Parameters	Results	Units	Report Limit	DF	Prepared	Analyzed	CAS No.	Qual
<b>8260C Volatile Organics</b>		Analytical Method: EPA 8260C/5030C Pace Analytical Services - Melville						
Isopropylbenzene (Cumene)	<1.0	ug/L	1.0	1		10/31/21 14:54	98-82-8	
Methylene Chloride	<1.0	ug/L	1.0	1		10/31/21 14:54	75-09-2	
Tetrachloroethene	<1.0	ug/L	1.0	1		10/31/21 14:54	127-18-4	
Toluene	<1.0	ug/L	1.0	1		10/31/21 14:54	108-88-3	
1,1,1-Trichloroethane	<1.0	ug/L	1.0	1		10/31/21 14:54	71-55-6	
Trichloroethene	<1.0	ug/L	1.0	1		10/31/21 14:54	79-01-6	
Vinyl chloride	<1.0	ug/L	1.0	1		10/31/21 14:54	75-01-4	
Xylene (Total)	<3.0	ug/L	3.0	1		10/31/21 14:54	1330-20-7	
m&p-Xylene	<2.0	ug/L	2.0	1		10/31/21 14:54	179601-23-1	
o-Xylene	<1.0	ug/L	1.0	1		10/31/21 14:54	95-47-6	
<b>Surrogates</b>								
1,2-Dichloroethane-d4 (S)	98	%	81-122	1		10/31/21 14:54	17060-07-0	
4-Bromofluorobenzene (S)	100	%	79-118	1		10/31/21 14:54	460-00-4	
Toluene-d8 (S)	96	%	82-122	1		10/31/21 14:54	2037-26-5	
<b>2320B Alkalinity</b>		Analytical Method: SM22 2320B Pace Analytical Services - Melville						
Alkalinity, Total as CaCO3	146	mg/L	1.0	1		11/02/21 17:11		
Alkalinity,Bicarbonate (CaCO3)	146	mg/L	1.0	1		11/02/21 17:11		
Alkalinity,Carbonate (CaCO3)	<1.0	mg/L	1.0	1		11/02/21 17:11		
<b>2540C Total Dissolved Solids</b>		Analytical Method: SM22 2540C Pace Analytical Services - Melville						
Total Dissolved Solids	190	mg/L	20.0	1		10/29/21 14:16		
<b>Chromium, Hexavalent</b>		Analytical Method: SM22 3500-Cr B Pace Analytical Services - Melville						
Chromium, Hexavalent	<0.020	mg/L	0.020	1		10/26/21 11:38	18540-29-9	H1
<b>300.0 IC Anions 28 Days</b>		Analytical Method: EPA 300.0 Pace Analytical Services - Melville						
Sulfate	19.9	mg/L	5.0	1		11/09/21 02:52	14808-79-8	
<b>351.2 Total Kjeldahl Nitrogen</b>		Analytical Method: EPA 351.2 Preparation Method: EPA 351.2 Pace Analytical Services - Melville						
Nitrogen, Kjeldahl, Total	16.9	mg/L	0.50	5	11/09/21 06:45	11/10/21 15:58	7727-37-9	
<b>353.2 Nitrogen, NO2/NO3 pres.</b>		Analytical Method: EPA 353.2 Pace Analytical Services - Melville						
Nitrate-Nitrite (as N)	0.22	mg/L	0.050	1		11/03/21 00:02	7727-37-9	
<b>353.2 Nitrogen, NO2</b>		Analytical Method: EPA 353.2 Pace Analytical Services - Melville						
Nitrite as N	<0.050	mg/L	0.050	1		10/25/21 22:25	14797-65-0	

### REPORT OF LABORATORY ANALYSIS

This report shall not be reproduced, except in full,  
without the written consent of Pace Analytical Services, LLC.

### ANALYTICAL RESULTS

Project: OLD BETHPAGE LANDFILL 10/25

Pace Project No.: 70192284

<b>Sample: OBS-1_10/25/2021</b>		<b>Lab ID: 70192284002</b>		Collected: 10/25/21 09:25	Received: 10/25/21 17:02	Matrix: Water		
Parameters	Results	Units	Report Limit	DF	Prepared	Analyzed	CAS No.	Qual
<b>Phenolics, Total Recoverable</b>		Analytical Method: EPA 420.1 Preparation Method: EPA 420.1 Pace Analytical Services - Melville						
Phenolics, Total Recoverable	<b>&lt;5.0</b>	ug/L	5.0	1	11/02/21 13:40	11/02/21 18:00		
<b>SM 4500 CNE Cyanide, Total</b>		Analytical Method: SM22 4500-CN-E Preparation Method: SM20/22 4500-CN-C Pace Analytical Services - Melville						
Cyanide	<b>&lt;10.0</b>	ug/L	10.0	1	11/01/21 16:01	11/01/21 19:55	57-12-5	
<b>4500 Chloride</b>		Analytical Method: SM22 4500-Cl-E Pace Analytical Services - Melville						
Chloride	<b>56.7</b>	mg/L	2.0	1		11/02/21 11:28	16887-00-6	
<b>4500 Ammonia Water</b>		Analytical Method: SM22 4500 NH3 H Pace Analytical Services - Melville						
Nitrogen, Ammonia	<b>16.1</b>	mg/L	1.0	10		11/09/21 15:05	7664-41-7	

### REPORT OF LABORATORY ANALYSIS

This report shall not be reproduced, except in full,  
without the written consent of Pace Analytical Services, LLC.

## ANALYTICAL RESULTS

Project: OLD BETHPAGE LANDFILL 10/25

Pace Project No.: 70192284

Parameters	Results	Units	Report Limit	DF	Prepared	Analyzed	CAS No.	Qual
<b>Sample: OBS-1_10/25/2021 DISS      Lab ID: 70192284003      Collected: 10/25/21 09:25      Received: 10/25/21 17:02      Matrix: Water</b>								
<b>200.7 Metals, Dissolved</b>								
Analytical Method: EPA 200.7 Pace Analytical Services - Melville								
Aluminum, Dissolved	<b>&lt;200</b>	ug/L	200	1		11/10/21 19:26	7429-90-5	
Barium, Dissolved	<b>37.2J</b>	ug/L	200	1		11/10/21 19:26	7440-39-3	M1
Calcium, Dissolved	<b>12500</b>	ug/L	1000	1		11/10/21 19:26	7440-70-2	
Chromium, Dissolved	<b>&lt;10.0</b>	ug/L	10.0	1		11/10/21 19:26	7440-47-3	
Copper, Dissolved	<b>&lt;25.0</b>	ug/L	25.0	1		11/10/21 19:26	7440-50-8	
Iron, Dissolved	<b>24.4</b>	ug/L	20.0	1		11/10/21 19:26	7439-89-6	
Lead, Dissolved	<b>&lt;5.0</b>	ug/L	5.0	1		11/10/21 19:26	7439-92-1	
Magnesium, Dissolved	<b>7730</b>	ug/L	1000	1		11/10/21 19:26	7439-95-4	
Manganese, Dissolved	<b>2140</b>	ug/L	10.0	1		11/10/21 19:26	7439-96-5	
Nickel, Dissolved	<b>5.0J</b>	ug/L	40.0	1		11/10/21 19:26	7440-02-0	
Potassium, Dissolved	<b>19800</b>	ug/L	5000	1		11/10/21 19:26	7440-09-7	
Sodium, Dissolved	<b>47500</b>	ug/L	5000	1		11/10/21 19:26	7440-23-5	
Zinc, Dissolved	<b>&lt;20.0</b>	ug/L	20.0	1		11/10/21 19:26	7440-66-6	
<b>245.1 Mercury, Dissolved</b>								
Analytical Method: EPA 245.1      Preparation Method: EPA 245.1 Pace Analytical Services - Melville								
Mercury, Dissolved	<b>0.20</b>	ug/L	0.20	1	10/29/21 11:14	11/01/21 13:07	7439-97-6	B
<b>Chromium, Hexavalent</b>								
Analytical Method: SM22 3500-Cr B Pace Analytical Services - Melville								
Chromium, Hexavalent	<b>&lt;0.020</b>	mg/L	0.020	1		10/26/21 11:39	18540-29-9	H1

## REPORT OF LABORATORY ANALYSIS

This report shall not be reproduced, except in full,  
without the written consent of Pace Analytical Services, LLC.

### ANALYTICAL RESULTS

Project: OLD BETHPAGE LANDFILL 10/25

Sample Project No.: 70192284

**Sample:** BLIND **Lab ID:** 70192284004 **Collected:** 10/25/21 00:00 **Received:** 10/25/21 17:02 **Matrix:** Water  
**DUPLICATE\_10/25/2021**

Parameters	Results	Units	Report Limit	DF	Prepared	Analyzed	CAS No.	Qual
<b>200.7 Metals, Total</b>		Analytical Method: EPA 200.7 Preparation Method: EPA 200.7 Pace Analytical Services - Melville						
Aluminum	<200	ug/L	200	1	11/08/21 10:20	11/09/21 13:31	7429-90-5	
Barium	37.9J	ug/L	200	1	11/08/21 10:20	11/09/21 13:31	7440-39-3	
Calcium	12900	ug/L	200	1	11/08/21 10:20	11/09/21 13:31	7440-70-2	
Chromium	1.6J	ug/L	10.0	1	11/08/21 10:20	11/09/21 13:31	7440-47-3	
Copper	<25.0	ug/L	25.0	1	11/08/21 10:20	11/09/21 13:31	7440-50-8	
Iron	37.8J	ug/L	100	1	11/08/21 10:20	11/09/21 13:31	7439-89-6	B
Lead	<5.0	ug/L	5.0	1	11/08/21 10:20	11/09/21 13:31	7439-92-1	
Magnesium	8160	ug/L	200	1	11/08/21 10:20	11/09/21 13:31	7439-95-4	
Manganese	2250	ug/L	10.0	1	11/08/21 10:20	11/09/21 13:31	7439-96-5	
Nickel	5.9J	ug/L	40.0	1	11/08/21 10:20	11/09/21 13:31	7440-02-0	
Potassium	20600	ug/L	5000	1	11/08/21 10:20	11/09/21 13:31	7440-09-7	
Sodium	49400	ug/L	5000	1	11/08/21 10:20	11/09/21 13:31	7440-23-5	
Zinc	<20.0	ug/L	20.0	1	11/08/21 10:20	11/09/21 13:31	7440-66-6	
<b>2340B Hardness, Total (Calc.)</b>		Analytical Method: SM22 2340B Pace Analytical Services - Melville						
Tot Hardness asCaCO3 (SM 2340B)	65800	ug/L	830	1		11/09/21 13:31		
<b>245.1 Mercury</b>		Analytical Method: EPA 245.1 Preparation Method: EPA 245.1 Pace Analytical Services - Melville						
Mercury	0.12J	ug/L	0.20	1	10/28/21 15:55	10/29/21 14:31	7439-97-6	B
<b>8260C Volatile Organics</b>		Analytical Method: EPA 8260C/5030C Pace Analytical Services - Melville						
Benzene	<1.0	ug/L	1.0	1		10/31/21 15:13	71-43-2	
Bromodichloromethane	<1.0	ug/L	1.0	1		10/31/21 15:13	75-27-4	
Bromoform	<1.0	ug/L	1.0	1		10/31/21 15:13	75-25-2	
n-Butylbenzene	<1.0	ug/L	1.0	1		10/31/21 15:13	104-51-8	
tert-Butylbenzene	<1.0	ug/L	1.0	1		10/31/21 15:13	98-06-6	
Carbon tetrachloride	<1.0	ug/L	1.0	1		10/31/21 15:13	56-23-5	
Chlorobenzene	<1.0	ug/L	1.0	1		10/31/21 15:13	108-90-7	
Chloroethane	<1.0	ug/L	1.0	1		10/31/21 15:13	75-00-3	
Chloroform	<1.0	ug/L	1.0	1		10/31/21 15:13	67-66-3	
Dibromochloromethane	<1.0	ug/L	1.0	1		10/31/21 15:13	124-48-1	
1,2-Dichlorobenzene	<1.0	ug/L	1.0	1		10/31/21 15:13	95-50-1	
1,3-Dichlorobenzene	<1.0	ug/L	1.0	1		10/31/21 15:13	541-73-1	
1,4-Dichlorobenzene	<1.0	ug/L	1.0	1		10/31/21 15:13	106-46-7	
Dichlorodifluoromethane	<1.0	ug/L	1.0	1		10/31/21 15:13	75-71-8	v3
1,1-Dichloroethane	<1.0	ug/L	1.0	1		10/31/21 15:13	75-34-3	
1,2-Dichloroethane	<1.0	ug/L	1.0	1		10/31/21 15:13	107-06-2	
1,1-Dichloroethene	<1.0	ug/L	1.0	1		10/31/21 15:13	75-35-4	
cis-1,2-Dichloroethene	<1.0	ug/L	1.0	1		10/31/21 15:13	156-59-2	
trans-1,2-Dichloroethene	<1.0	ug/L	1.0	1		10/31/21 15:13	156-60-5	
1,2-Dichloropropane	<1.0	ug/L	1.0	1		10/31/21 15:13	78-87-5	
Ethylbenzene	<1.0	ug/L	1.0	1		10/31/21 15:13	100-41-4	

### REPORT OF LABORATORY ANALYSIS

This report shall not be reproduced, except in full,  
without the written consent of Pace Analytical Services, LLC.

### ANALYTICAL RESULTS

Project: OLD BETHPAGE LANDFILL 10/25

Pace Project No.: 70192284

**Sample:** BLIND **Lab ID:** 70192284004 **Collected:** 10/25/21 00:00 **Received:** 10/25/21 17:02 **Matrix:** Water  
**DUPLICATE\_10/25/2021**

Parameters	Results	Units	Report Limit	DF	Prepared	Analyzed	CAS No.	Qual
<b>8260C Volatile Organics</b>		Analytical Method: EPA 8260C/5030C Pace Analytical Services - Melville						
Isopropylbenzene (Cumene)	<1.0	ug/L	1.0	1		10/31/21 15:13	98-82-8	
Methylene Chloride	<1.0	ug/L	1.0	1		10/31/21 15:13	75-09-2	
Tetrachloroethene	<1.0	ug/L	1.0	1		10/31/21 15:13	127-18-4	
Toluene	<1.0	ug/L	1.0	1		10/31/21 15:13	108-88-3	
1,1,1-Trichloroethane	<1.0	ug/L	1.0	1		10/31/21 15:13	71-55-6	
Trichloroethene	<1.0	ug/L	1.0	1		10/31/21 15:13	79-01-6	
Vinyl chloride	<1.0	ug/L	1.0	1		10/31/21 15:13	75-01-4	
Xylene (Total)	<3.0	ug/L	3.0	1		10/31/21 15:13	1330-20-7	
m&p-Xylene	<2.0	ug/L	2.0	1		10/31/21 15:13	179601-23-1	
o-Xylene	<1.0	ug/L	1.0	1		10/31/21 15:13	95-47-6	
<b>Surrogates</b>								
1,2-Dichloroethane-d4 (S)	99	%	81-122	1		10/31/21 15:13	17060-07-0	
4-Bromofluorobenzene (S)	106	%	79-118	1		10/31/21 15:13	460-00-4	
Toluene-d8 (S)	97	%	82-122	1		10/31/21 15:13	2037-26-5	
<b>2320B Alkalinity</b>		Analytical Method: SM22 2320B Pace Analytical Services - Melville						
Alkalinity, Total as CaCO3	146	mg/L	1.0	1		11/02/21 17:21		
Alkalinity,Bicarbonate (CaCO3)	146	mg/L	1.0	1		11/02/21 17:21		
Alkalinity,Carbonate (CaCO3)	<1.0	mg/L	1.0	1		11/02/21 17:21		
<b>2540C Total Dissolved Solids</b>		Analytical Method: SM22 2540C Pace Analytical Services - Melville						
Total Dissolved Solids	184	mg/L	20.0	1		10/29/21 14:17		
<b>Chromium, Hexavalent</b>		Analytical Method: SM22 3500-Cr B Pace Analytical Services - Melville						
Chromium, Hexavalent	<0.020	mg/L	0.020	1		10/26/21 11:36	18540-29-9	H1
<b>300.0 IC Anions 28 Days</b>		Analytical Method: EPA 300.0 Pace Analytical Services - Melville						
Sulfate	21.8	mg/L	5.0	1		11/09/21 04:00	14808-79-8	
<b>351.2 Total Kjeldahl Nitrogen</b>		Analytical Method: EPA 351.2 Preparation Method: EPA 351.2 Pace Analytical Services - Melville						
Nitrogen, Kjeldahl, Total	15.7	mg/L	0.50	5	11/09/21 06:45	11/10/21 15:59	7727-37-9	
<b>353.2 Nitrogen, NO2/NO3 pres.</b>		Analytical Method: EPA 353.2 Pace Analytical Services - Melville						
Nitrate-Nitrite (as N)	0.23	mg/L	0.050	1		11/03/21 00:06	7727-37-9	
<b>353.2 Nitrogen, NO2</b>		Analytical Method: EPA 353.2 Pace Analytical Services - Melville						
Nitrite as N	<0.050	mg/L	0.050	1		10/25/21 22:05	14797-65-0	

### REPORT OF LABORATORY ANALYSIS

This report shall not be reproduced, except in full,  
without the written consent of Pace Analytical Services, LLC.

### ANALYTICAL RESULTS

Project: OLD BETHPAGE LANDFILL 10/25

Pace Project No.: 70192284

Sample: <b>BLIND</b> DUPLICATE_10/25/2021		Lab ID: <b>70192284004</b>		Collected: 10/25/21 00:00	Received: 10/25/21 17:02	Matrix: Water		
Parameters	Results	Units	Report Limit	DF	Prepared	Analyzed	CAS No.	Qual
<b>Phenolics, Total Recoverable</b>		Analytical Method: EPA 420.1 Preparation Method: EPA 420.1 Pace Analytical Services - Melville						
Phenolics, Total Recoverable	<b>&lt;5.0</b>	ug/L	5.0	1	11/04/21 10:08	11/05/21 09:00		
<b>SM 4500 CNE Cyanide, Total</b>		Analytical Method: SM22 4500-CN-E Preparation Method: SM20/22 4500-CN-C Pace Analytical Services - Melville						
Cyanide	<b>7.3J</b>	ug/L	10.0	1	11/01/21 16:01	11/01/21 19:56	57-12-5	
<b>4500 Chloride</b>		Analytical Method: SM22 4500-Cl-E Pace Analytical Services - Melville						
Chloride	<b>57.0</b>	mg/L	2.0	1		11/02/21 11:28	16887-00-6	
<b>4500 Ammonia Water</b>		Analytical Method: SM22 4500 NH3 H Pace Analytical Services - Melville						
Nitrogen, Ammonia	<b>16.0</b>	mg/L	1.0	10		11/08/21 13:01	7664-41-7	

### REPORT OF LABORATORY ANALYSIS

This report shall not be reproduced, except in full,  
without the written consent of Pace Analytical Services, LLC.

### ANALYTICAL RESULTS

Project: OLD BETHPAGE LANDFILL 10/25  
Pace Project No.: 70192284

**Sample:** BLIND      **Lab ID:** 70192284005      Collected: 10/25/21 00:00      Received: 10/25/21 17:02      Matrix: Water  
**DUPLICATE\_10/25/2021**  
**DIS**

Parameters	Results	Units	Report Limit	DF	Prepared	Analyzed	CAS No.	Qual
<b>200.7 Metals, Dissolved</b>		Analytical Method: EPA 200.7 Pace Analytical Services - Melville						
Aluminum, Dissolved	<200	ug/L	200	1		11/10/21 19:33	7429-90-5	
Barium, Dissolved	37.1J	ug/L	200	1		11/10/21 19:33	7440-39-3	M1
Calcium, Dissolved	12300	ug/L	1000	1		11/10/21 19:33	7440-70-2	
Chromium, Dissolved	<10.0	ug/L	10.0	1		11/10/21 19:33	7440-47-3	
Copper, Dissolved	<25.0	ug/L	25.0	1		11/10/21 19:33	7440-50-8	
Iron, Dissolved	28.8	ug/L	20.0	1		11/10/21 19:33	7439-89-6	D6
Lead, Dissolved	<5.0	ug/L	5.0	1		11/10/21 19:33	7439-92-1	
Magnesium, Dissolved	7650	ug/L	1000	1		11/10/21 19:33	7439-95-4	
Manganese, Dissolved	2130	ug/L	10.0	1		11/10/21 19:33	7439-96-5	M1
Nickel, Dissolved	5.0J	ug/L	40.0	1		11/10/21 19:33	7440-02-0	
Potassium, Dissolved	19400	ug/L	5000	1		11/10/21 19:33	7440-09-7	
Sodium, Dissolved	47100	ug/L	5000	1		11/10/21 19:33	7440-23-5	
Zinc, Dissolved	<20.0	ug/L	20.0	1		11/10/21 19:33	7440-66-6	
<b>245.1 Mercury, Dissolved</b>		Analytical Method: EPA 245.1      Preparation Method: EPA 245.1 Pace Analytical Services - Melville						
Mercury, Dissolved	0.22	ug/L	0.20	1	10/29/21 11:14	11/01/21 13:08	7439-97-6	B
<b>Chromium, Hexavalent</b>		Analytical Method: SM22 3500-Cr B Pace Analytical Services - Melville						
Chromium, Hexavalent	<0.020	mg/L	0.020	1		10/26/21 11:37	18540-29-9	H1

### REPORT OF LABORATORY ANALYSIS

This report shall not be reproduced, except in full,  
without the written consent of Pace Analytical Services, LLC.

### ANALYTICAL RESULTS

Project: OLD BETHPAGE LANDFILL 10/25

Pace Project No.: 70192284

Sample: MW-09B_10/25/2021	Lab ID: 70192284006	Collected: 10/25/21 12:05	Received: 10/25/21 17:02	Matrix: Water				
Parameters	Results	Units	Report Limit	DF	Prepared	Analyzed	CAS No.	Qual
<b>200.7 Metals, Total</b>								
Analytical Method: EPA 200.7 Preparation Method: EPA 200.7								
Pace Analytical Services - Melville								
Aluminum	<200	ug/L	200	1	11/08/21 10:20	11/09/21 13:34	7429-90-5	
Barium	108J	ug/L	200	1	11/08/21 10:20	11/09/21 13:34	7440-39-3	
Calcium	13500	ug/L	200	1	11/08/21 10:20	11/09/21 13:34	7440-70-2	
Chromium	1.6J	ug/L	10.0	1	11/08/21 10:20	11/09/21 13:34	7440-47-3	
Copper	<25.0	ug/L	25.0	1	11/08/21 10:20	11/09/21 13:34	7440-50-8	
Iron	<100	ug/L	100	1	11/08/21 10:20	11/09/21 13:34	7439-89-6	
Lead	3.2J	ug/L	5.0	1	11/08/21 10:20	11/09/21 13:34	7439-92-1	
Magnesium	5770	ug/L	200	1	11/08/21 10:20	11/09/21 13:34	7439-95-4	
Manganese	3170	ug/L	10.0	1	11/08/21 10:20	11/09/21 13:34	7439-96-5	
Nickel	7.3J	ug/L	40.0	1	11/08/21 10:20	11/09/21 13:34	7440-02-0	
Potassium	9660	ug/L	5000	1	11/08/21 10:20	11/09/21 13:34	7440-09-7	
Sodium	50400	ug/L	5000	1	11/08/21 10:20	11/09/21 13:34	7440-23-5	
Zinc	<20.0	ug/L	20.0	1	11/08/21 10:20	11/09/21 13:34	7440-66-6	
<b>2340B Hardness, Total (Calc.)</b>								
Analytical Method: SM22 2340B								
Pace Analytical Services - Melville								
Tot Hardness asCaCO3 (SM 2340B)	57500	ug/L	830	1		11/09/21 13:34		
<b>245.1 Mercury</b>								
Analytical Method: EPA 245.1 Preparation Method: EPA 245.1								
Pace Analytical Services - Melville								
Mercury	0.16J	ug/L	0.20	1	10/28/21 15:55	10/29/21 14:32	7439-97-6	B
<b>8260C Volatile Organics</b>								
Analytical Method: EPA 8260C/5030C								
Pace Analytical Services - Melville								
Benzene	<1.0	ug/L	1.0	1		10/31/21 15:32	71-43-2	
Bromodichloromethane	<1.0	ug/L	1.0	1		10/31/21 15:32	75-27-4	
Bromoform	<1.0	ug/L	1.0	1		10/31/21 15:32	75-25-2	
n-Butylbenzene	<1.0	ug/L	1.0	1		10/31/21 15:32	104-51-8	
tert-Butylbenzene	<1.0	ug/L	1.0	1		10/31/21 15:32	98-06-6	
Carbon tetrachloride	<1.0	ug/L	1.0	1		10/31/21 15:32	56-23-5	
Chlorobenzene	<1.0	ug/L	1.0	1		10/31/21 15:32	108-90-7	
Chloroethane	<1.0	ug/L	1.0	1		10/31/21 15:32	75-00-3	
Chloroform	<1.0	ug/L	1.0	1		10/31/21 15:32	67-66-3	
Dibromochloromethane	<1.0	ug/L	1.0	1		10/31/21 15:32	124-48-1	
1,2-Dichlorobenzene	<1.0	ug/L	1.0	1		10/31/21 15:32	95-50-1	
1,3-Dichlorobenzene	<1.0	ug/L	1.0	1		10/31/21 15:32	541-73-1	
1,4-Dichlorobenzene	<1.0	ug/L	1.0	1		10/31/21 15:32	106-46-7	
Dichlorodifluoromethane	<1.0	ug/L	1.0	1		10/31/21 15:32	75-71-8	v3
1,1-Dichloroethane	<1.0	ug/L	1.0	1		10/31/21 15:32	75-34-3	
1,2-Dichloroethane	<1.0	ug/L	1.0	1		10/31/21 15:32	107-06-2	
1,1-Dichloroethene	<1.0	ug/L	1.0	1		10/31/21 15:32	75-35-4	
cis-1,2-Dichloroethene	<1.0	ug/L	1.0	1		10/31/21 15:32	156-59-2	
trans-1,2-Dichloroethene	<1.0	ug/L	1.0	1		10/31/21 15:32	156-60-5	
1,2-Dichloropropane	<1.0	ug/L	1.0	1		10/31/21 15:32	78-87-5	
Ethylbenzene	<1.0	ug/L	1.0	1		10/31/21 15:32	100-41-4	

### REPORT OF LABORATORY ANALYSIS

This report shall not be reproduced, except in full,  
without the written consent of Pace Analytical Services, LLC.

## ANALYTICAL RESULTS

Project: OLD BETHPAGE LANDFILL 10/25  
Pace Project No.: 70192284

Sample: MW-09B_10/25/2021	Lab ID: 70192284006	Collected: 10/25/21 12:05	Received: 10/25/21 17:02	Matrix: Water				
Parameters	Results	Units	Report Limit	DF	Prepared	Analyzed	CAS No.	Qual
<b>8260C Volatile Organics</b>								
Analytical Method: EPA 8260C/5030C								
Pace Analytical Services - Melville								
Isopropylbenzene (Cumene)	<1.0	ug/L	1.0	1		10/31/21 15:32	98-82-8	
Methylene Chloride	<1.0	ug/L	1.0	1		10/31/21 15:32	75-09-2	
Tetrachloroethene	<1.0	ug/L	1.0	1		10/31/21 15:32	127-18-4	
Toluene	<1.0	ug/L	1.0	1		10/31/21 15:32	108-88-3	
1,1,1-Trichloroethane	<1.0	ug/L	1.0	1		10/31/21 15:32	71-55-6	
Trichloroethene	1.0	ug/L	1.0	1		10/31/21 15:32	79-01-6	
Vinyl chloride	<1.0	ug/L	1.0	1		10/31/21 15:32	75-01-4	
Xylene (Total)	<3.0	ug/L	3.0	1		10/31/21 15:32	1330-20-7	
m&p-Xylene	<2.0	ug/L	2.0	1		10/31/21 15:32	179601-23-1	
o-Xylene	<1.0	ug/L	1.0	1		10/31/21 15:32	95-47-6	
<b>Surrogates</b>								
1,2-Dichloroethane-d4 (S)	99	%	81-122	1		10/31/21 15:32	17060-07-0	
4-Bromofluorobenzene (S)	101	%	79-118	1		10/31/21 15:32	460-00-4	
Toluene-d8 (S)	97	%	82-122	1		10/31/21 15:32	2037-26-5	
<b>2320B Alkalinity</b>								
Analytical Method: SM22 2320B								
Pace Analytical Services - Melville								
Alkalinity, Total as CaCO3	29.7	mg/L	1.0	1		11/02/21 17:28		
Alkalinity,Bicarbonate (CaCO3)	29.7	mg/L	1.0	1		11/02/21 17:28		
Alkalinity,Carbonate (CaCO3)	<1.0	mg/L	1.0	1		11/02/21 17:28		
<b>2540C Total Dissolved Solids</b>								
Analytical Method: SM22 2540C								
Pace Analytical Services - Melville								
Total Dissolved Solids	205	mg/L	10.0	1		10/29/21 14:17		
<b>Chromium, Hexavalent</b>								
Analytical Method: SM22 3500-Cr B								
Pace Analytical Services - Melville								
Chromium, Hexavalent	<0.020	mg/L	0.020	1		10/26/21 11:39	18540-29-9	
<b>300.0 IC Anions 28 Days</b>								
Analytical Method: EPA 300.0								
Pace Analytical Services - Melville								
Sulfate	19.4	mg/L	5.0	1		11/09/21 04:14	14808-79-8	
<b>351.2 Total Kjeldahl Nitrogen</b>								
Analytical Method: EPA 351.2 Preparation Method: EPA 351.2								
Pace Analytical Services - Melville								
Nitrogen, Kjeldahl, Total	<0.10	mg/L	0.10	1	11/09/21 06:45	11/10/21 15:19	7727-37-9	
<b>353.2 Nitrogen, NO2/NO3 pres.</b>								
Analytical Method: EPA 353.2								
Pace Analytical Services - Melville								
Nitrate-Nitrite (as N)	4.1	mg/L	0.25	5		11/03/21 00:45	7727-37-9	
<b>353.2 Nitrogen, NO2</b>								
Analytical Method: EPA 353.2								
Pace Analytical Services - Melville								
Nitrite as N	<0.050	mg/L	0.050	1		10/25/21 23:02	14797-65-0	

## REPORT OF LABORATORY ANALYSIS

This report shall not be reproduced, except in full,  
without the written consent of Pace Analytical Services, LLC.

### ANALYTICAL RESULTS

Project: OLD BETHPAGE LANDFILL 10/25

Pace Project No.: 70192284

Parameters	Results	Units	Report Limit	DF	Prepared	Analyzed	CAS No.	Qual
<b>Sample: MW-09B_10/25/2021      Lab ID: 70192284006      Collected: 10/25/21 12:05      Received: 10/25/21 17:02      Matrix: Water</b>								
<b>Phenolics, Total Recoverable</b>	Analytical Method: EPA 420.1    Preparation Method: EPA 420.1 Pace Analytical Services - Melville							
Phenolics, Total Recoverable	<b>&lt;5.0</b>	ug/L	5.0	1	11/04/21 10:08	11/05/21 09:00		
<b>SM 4500 CNE Cyanide, Total</b>	Analytical Method: SM22 4500-CN-E    Preparation Method: SM20/22 4500-CN-C Pace Analytical Services - Melville							
Cyanide	<b>8.0J</b>	ug/L	10.0	1	11/01/21 16:01	11/01/21 19:57	57-12-5	
<b>4500 Chloride</b>	Analytical Method: SM22 4500-Cl-E Pace Analytical Services - Melville							
Chloride	<b>73.6</b>	mg/L	2.0	1		11/02/21 11:29	16887-00-6	
<b>4500 Ammonia Water</b>	Analytical Method: SM22 4500 NH3 H Pace Analytical Services - Melville							
Nitrogen, Ammonia	<b>0.44</b>	mg/L	0.10	1		11/08/21 12:49	7664-41-7	

### REPORT OF LABORATORY ANALYSIS

This report shall not be reproduced, except in full,  
without the written consent of Pace Analytical Services, LLC.

### ANALYTICAL RESULTS

Project: OLD BETHPAGE LANDFILL 10/25

Pace Project No.: 70192284

Parameters	Results	Units	Report Limit	DF	Prepared	Analyzed	CAS No.	Qual
<b>Sample: MW-09B_10/25/2021 DISS      Lab ID: 70192284007      Collected: 10/25/21 12:05      Received: 10/25/21 17:02      Matrix: Water</b>								
<b>200.7 Metals, Dissolved</b>								
Analytical Method: EPA 200.7 Pace Analytical Services - Melville								
Aluminum, Dissolved	<200	ug/L	200	1		11/10/21 19:45	7429-90-5	
Barium, Dissolved	95.0J	ug/L	200	1		11/10/21 19:45	7440-39-3	
Calcium, Dissolved	12300	ug/L	1000	1		11/10/21 19:45	7440-70-2	
Chromium, Dissolved	<10.0	ug/L	10.0	1		11/10/21 19:45	7440-47-3	
Copper, Dissolved	<25.0	ug/L	25.0	1		11/10/21 19:45	7440-50-8	
Iron, Dissolved	<20.0	ug/L	20.0	1		11/10/21 19:45	7439-89-6	
Lead, Dissolved	<5.0	ug/L	5.0	1		11/10/21 19:45	7439-92-1	
Magnesium, Dissolved	5260	ug/L	1000	1		11/10/21 19:45	7439-95-4	
Manganese, Dissolved	2720	ug/L	10.0	1		11/10/21 19:45	7439-96-5	
Nickel, Dissolved	<40.0	ug/L	40.0	1		11/10/21 19:45	7440-02-0	
Potassium, Dissolved	9130	ug/L	5000	1		11/10/21 19:45	7440-09-7	
Sodium, Dissolved	46200	ug/L	5000	1		11/10/21 19:45	7440-23-5	
Zinc, Dissolved	<20.0	ug/L	20.0	1		11/10/21 19:45	7440-66-6	
<b>245.1 Mercury, Dissolved</b>								
Analytical Method: EPA 245.1      Preparation Method: EPA 245.1 Pace Analytical Services - Melville								
Mercury, Dissolved	0.18J	ug/L	0.20	1	10/29/21 11:14	11/01/21 13:09	7439-97-6	B
<b>Chromium, Hexavalent</b>								
Analytical Method: SM22 3500-Cr B Pace Analytical Services - Melville								
Chromium, Hexavalent	<0.020	mg/L	0.020	1		10/26/21 11:40	18540-29-9	

### REPORT OF LABORATORY ANALYSIS

This report shall not be reproduced, except in full,  
without the written consent of Pace Analytical Services, LLC.

### ANALYTICAL RESULTS

Project: OLD BETHPAGE LANDFILL 10/25  
Pace Project No.: 70192284

Sample: MW-09C_10/25/2021	Lab ID: 70192284008	Collected: 10/25/21 12:10	Received: 10/25/21 17:02	Matrix: Water				
Parameters	Results	Units	Report Limit	DF	Prepared	Analyzed	CAS No.	Qual
<b>200.7 Metals, Total</b>		Analytical Method: EPA 200.7 Preparation Method: EPA 200.7 Pace Analytical Services - Melville						
Aluminum	<200	ug/L	200	1	11/08/21 10:20	11/09/21 13:37	7429-90-5	
Barium	71.0J	ug/L	200	1	11/08/21 10:20	11/09/21 13:37	7440-39-3	
Calcium	12700	ug/L	200	1	11/08/21 10:20	11/09/21 13:37	7440-70-2	
Chromium	<10.0	ug/L	10.0	1	11/08/21 10:20	11/09/21 13:37	7440-47-3	
Copper	<25.0	ug/L	25.0	1	11/08/21 10:20	11/09/21 13:37	7440-50-8	
Iron	<100	ug/L	100	1	11/08/21 10:20	11/09/21 13:37	7439-89-6	
Lead	<5.0	ug/L	5.0	1	11/08/21 10:20	11/09/21 13:37	7439-92-1	
Magnesium	8390	ug/L	200	1	11/08/21 10:20	11/09/21 13:37	7439-95-4	
Manganese	307	ug/L	10.0	1	11/08/21 10:20	11/09/21 13:37	7439-96-5	
Nickel	5.8J	ug/L	40.0	1	11/08/21 10:20	11/09/21 13:37	7440-02-0	
Potassium	12400	ug/L	5000	1	11/08/21 10:20	11/09/21 13:37	7440-09-7	
Sodium	65400	ug/L	5000	1	11/08/21 10:20	11/09/21 13:37	7440-23-5	
Zinc	<20.0	ug/L	20.0	1	11/08/21 10:20	11/09/21 13:37	7440-66-6	
<b>2340B Hardness, Total (Calc.)</b>		Analytical Method: SM22 2340B Pace Analytical Services - Melville						
Tot Hardness asCaCO3 (SM 2340B)	66300	ug/L	830	1		11/09/21 13:37		
<b>245.1 Mercury</b>		Analytical Method: EPA 245.1 Preparation Method: EPA 245.1 Pace Analytical Services - Melville						
Mercury	0.10J	ug/L	0.20	1	10/28/21 15:55	10/29/21 14:33	7439-97-6	B
<b>8260C Volatile Organics</b>		Analytical Method: EPA 8260C/5030C Pace Analytical Services - Melville						
Benzene	<1.0	ug/L	1.0	1		10/31/21 15:52	71-43-2	
Bromodichloromethane	<1.0	ug/L	1.0	1		10/31/21 15:52	75-27-4	
Bromoform	<1.0	ug/L	1.0	1		10/31/21 15:52	75-25-2	
n-Butylbenzene	<1.0	ug/L	1.0	1		10/31/21 15:52	104-51-8	
tert-Butylbenzene	<1.0	ug/L	1.0	1		10/31/21 15:52	98-06-6	
Carbon tetrachloride	<1.0	ug/L	1.0	1		10/31/21 15:52	56-23-5	
Chlorobenzene	<1.0	ug/L	1.0	1		10/31/21 15:52	108-90-7	
Chloroethane	<1.0	ug/L	1.0	1		10/31/21 15:52	75-00-3	
Chloroform	<1.0	ug/L	1.0	1		10/31/21 15:52	67-66-3	
Dibromochloromethane	<1.0	ug/L	1.0	1		10/31/21 15:52	124-48-1	
1,2-Dichlorobenzene	<1.0	ug/L	1.0	1		10/31/21 15:52	95-50-1	
1,3-Dichlorobenzene	<1.0	ug/L	1.0	1		10/31/21 15:52	541-73-1	
1,4-Dichlorobenzene	<1.0	ug/L	1.0	1		10/31/21 15:52	106-46-7	
Dichlorodifluoromethane	<1.0	ug/L	1.0	1		10/31/21 15:52	75-71-8	v3
1,1-Dichloroethane	<1.0	ug/L	1.0	1		10/31/21 15:52	75-34-3	
1,2-Dichloroethane	<1.0	ug/L	1.0	1		10/31/21 15:52	107-06-2	
1,1-Dichloroethene	<1.0	ug/L	1.0	1		10/31/21 15:52	75-35-4	
cis-1,2-Dichloroethene	<1.0	ug/L	1.0	1		10/31/21 15:52	156-59-2	
trans-1,2-Dichloroethene	<1.0	ug/L	1.0	1		10/31/21 15:52	156-60-5	
1,2-Dichloropropane	<1.0	ug/L	1.0	1		10/31/21 15:52	78-87-5	
Ethylbenzene	<1.0	ug/L	1.0	1		10/31/21 15:52	100-41-4	

### REPORT OF LABORATORY ANALYSIS

This report shall not be reproduced, except in full,  
without the written consent of Pace Analytical Services, LLC.

## ANALYTICAL RESULTS

Project: OLD BETHPAGE LANDFILL 10/25  
Pace Project No.: 70192284

Sample: MW-09C_10/25/2021	Lab ID: 70192284008	Collected: 10/25/21 12:10	Received: 10/25/21 17:02	Matrix: Water				
Parameters	Results	Units	Report Limit	DF	Prepared	Analyzed	CAS No.	Qual
<b>8260C Volatile Organics</b>								
Analytical Method: EPA 8260C/5030C								
Pace Analytical Services - Melville								
Isopropylbenzene (Cumene)	<1.0	ug/L	1.0	1		10/31/21 15:52	98-82-8	
Methylene Chloride	<1.0	ug/L	1.0	1		10/31/21 15:52	75-09-2	
Tetrachloroethene	<1.0	ug/L	1.0	1		10/31/21 15:52	127-18-4	
Toluene	<1.0	ug/L	1.0	1		10/31/21 15:52	108-88-3	
1,1,1-Trichloroethane	<1.0	ug/L	1.0	1		10/31/21 15:52	71-55-6	
Trichloroethene	<1.0	ug/L	1.0	1		10/31/21 15:52	79-01-6	
Vinyl chloride	<1.0	ug/L	1.0	1		10/31/21 15:52	75-01-4	
Xylene (Total)	<3.0	ug/L	3.0	1		10/31/21 15:52	1330-20-7	
m&p-Xylene	<2.0	ug/L	2.0	1		10/31/21 15:52	179601-23-1	
o-Xylene	<1.0	ug/L	1.0	1		10/31/21 15:52	95-47-6	
<b>Surrogates</b>								
1,2-Dichloroethane-d4 (S)	99	%	81-122	1		10/31/21 15:52	17060-07-0	
4-Bromofluorobenzene (S)	101	%	79-118	1		10/31/21 15:52	460-00-4	
Toluene-d8 (S)	101	%	82-122	1		10/31/21 15:52	2037-26-5	
<b>2320B Alkalinity</b>								
Analytical Method: SM22 2320B								
Pace Analytical Services - Melville								
Alkalinity, Total as CaCO3	55.7	mg/L	1.0	1		11/02/21 17:35		
Alkalinity,Bicarbonate (CaCO3)	55.7	mg/L	1.0	1		11/02/21 17:35		
Alkalinity,Carbonate (CaCO3)	<1.0	mg/L	1.0	1		11/02/21 17:35		
<b>2540C Total Dissolved Solids</b>								
Analytical Method: SM22 2540C								
Pace Analytical Services - Melville								
Total Dissolved Solids	216	mg/L	20.0	1		10/29/21 14:19		
<b>Chromium, Hexavalent</b>								
Analytical Method: SM22 3500-Cr B								
Pace Analytical Services - Melville								
Chromium, Hexavalent	<0.020	mg/L	0.020	1		10/26/21 11:40	18540-29-9	
<b>300.0 IC Anions 28 Days</b>								
Analytical Method: EPA 300.0								
Pace Analytical Services - Melville								
Sulfate	22.9	mg/L	5.0	1		11/09/21 04:27	14808-79-8	
<b>351.2 Total Kjeldahl Nitrogen</b>								
Analytical Method: EPA 351.2 Preparation Method: EPA 351.2								
Pace Analytical Services - Melville								
Nitrogen, Kjeldahl, Total	3.0	mg/L	0.10	1	11/09/21 06:45	11/10/21 15:20	7727-37-9	
<b>353.2 Nitrogen, NO2/NO3 pres.</b>								
Analytical Method: EPA 353.2								
Pace Analytical Services - Melville								
Nitrate-Nitrite (as N)	0.12	mg/L	0.050	1		11/03/21 00:08	7727-37-9	
<b>353.2 Nitrogen, NO2</b>								
Analytical Method: EPA 353.2								
Pace Analytical Services - Melville								
Nitrite as N	<0.050	mg/L	0.050	1		10/25/21 23:03	14797-65-0	

## REPORT OF LABORATORY ANALYSIS

This report shall not be reproduced, except in full,  
without the written consent of Pace Analytical Services, LLC.

### ANALYTICAL RESULTS

Project: OLD BETHPAGE LANDFILL 10/25

Pace Project No.: 70192284

Parameters	Results	Units	Report Limit	DF	Prepared	Analyzed	CAS No.	Qual
<b>Sample: MW-09C_10/25/2021</b>								
<b>Lab ID: 70192284008</b>								
Collected: 10/25/21 12:10 Received: 10/25/21 17:02 Matrix: Water								
<b>Phenolics, Total Recoverable</b>								
Analytical Method: EPA 420.1 Preparation Method: EPA 420.1 Pace Analytical Services - Melville								
Phenolics, Total Recoverable	<b>&lt;5.0</b>	ug/L	5.0	1	11/04/21 10:08	11/05/21 09:00		
<b>SM 4500 CNE Cyanide, Total</b>								
Analytical Method: SM22 4500-CN-E Preparation Method: SM20/22 4500-CN-C Pace Analytical Services - Melville								
Cyanide	<b>8.6J</b>	ug/L	10.0	1	11/01/21 16:01	11/01/21 19:57	57-12-5	
<b>4500 Chloride</b>								
Analytical Method: SM22 4500-Cl-E Pace Analytical Services - Melville								
Chloride	<b>113</b>	mg/L	10.0	5		11/02/21 11:39	16887-00-6	
<b>4500 Ammonia Water</b>								
Analytical Method: SM22 4500 NH3 H Pace Analytical Services - Melville								
Nitrogen, Ammonia	<b>2.4</b>	mg/L	0.10	1		11/08/21 12:50	7664-41-7	

### REPORT OF LABORATORY ANALYSIS

This report shall not be reproduced, except in full,  
without the written consent of Pace Analytical Services, LLC.

## ANALYTICAL RESULTS

Project: OLD BETHPAGE LANDFILL 10/25

Pace Project No.: 70192284

Parameters	Results	Units	Report Limit	DF	Prepared	Analyzed	CAS No.	Qual
<b>Sample: MW-09C_10/25/2021 DISS      Lab ID: 70192284009      Collected: 10/25/21 12:10      Received: 10/25/21 17:02      Matrix: Water</b>								
<b>200.7 Metals, Dissolved</b>								
Analytical Method: EPA 200.7 Pace Analytical Services - Melville								
Aluminum, Dissolved	<b>&lt;200</b>	ug/L	200	1		11/10/21 19:47	7429-90-5	
Barium, Dissolved	<b>64.7J</b>	ug/L	200	1		11/10/21 19:47	7440-39-3	
Calcium, Dissolved	<b>11600</b>	ug/L	1000	1		11/10/21 19:47	7440-70-2	
Chromium, Dissolved	<b>&lt;10.0</b>	ug/L	10.0	1		11/10/21 19:47	7440-47-3	
Copper, Dissolved	<b>&lt;25.0</b>	ug/L	25.0	1		11/10/21 19:47	7440-50-8	
Iron, Dissolved	<b>8.9J</b>	ug/L	20.0	1		11/10/21 19:47	7439-89-6	
Lead, Dissolved	<b>&lt;5.0</b>	ug/L	5.0	1		11/10/21 19:47	7439-92-1	
Magnesium, Dissolved	<b>7660</b>	ug/L	1000	1		11/10/21 19:47	7439-95-4	
Manganese, Dissolved	<b>280</b>	ug/L	10.0	1		11/10/21 19:47	7439-96-5	
Nickel, Dissolved	<b>5.3J</b>	ug/L	40.0	1		11/10/21 19:47	7440-02-0	
Potassium, Dissolved	<b>11700</b>	ug/L	5000	1		11/10/21 19:47	7440-09-7	
Sodium, Dissolved	<b>60100</b>	ug/L	5000	1		11/10/21 19:47	7440-23-5	
Zinc, Dissolved	<b>&lt;20.0</b>	ug/L	20.0	1		11/10/21 19:47	7440-66-6	
<b>245.1 Mercury, Dissolved</b>								
Analytical Method: EPA 245.1      Preparation Method: EPA 245.1 Pace Analytical Services - Melville								
Mercury, Dissolved	<b>0.19J</b>	ug/L	0.20	1	10/29/21 11:14	11/01/21 13:10	7439-97-6	B
<b>Chromium, Hexavalent</b>								
Analytical Method: SM22 3500-Cr B Pace Analytical Services - Melville								
Chromium, Hexavalent	<b>&lt;0.020</b>	mg/L	0.020	1		10/26/21 11:42	18540-29-9	

## REPORT OF LABORATORY ANALYSIS

This report shall not be reproduced, except in full,  
without the written consent of Pace Analytical Services, LLC.

### ANALYTICAL RESULTS

Project: OLD BETHPAGE LANDFILL 10/25  
Pace Project No.: 70192284

Sample: MW-05B_10/25/2021	Lab ID: 70192284010	Collected: 10/25/21 13:40	Received: 10/25/21 17:02	Matrix: Water				
Parameters	Results	Units	Report Limit	DF	Prepared	Analyzed	CAS No.	Qual
<b>200.7 Metals, Total</b>								
Analytical Method: EPA 200.7 Preparation Method: EPA 200.7								
Pace Analytical Services - Melville								
Aluminum	<200	ug/L	200	1	11/09/21 16:01	11/10/21 18:11	7429-90-5	
Barium	42.3J	ug/L	200	1	11/09/21 16:01	11/10/21 18:11	7440-39-3	M1
Calcium	13800	ug/L	200	1	11/09/21 16:01	11/10/21 18:11	7440-70-2	
Chromium	1.3J	ug/L	10.0	1	11/09/21 16:01	11/10/21 18:11	7440-47-3	
Copper	<25.0	ug/L	25.0	1	11/09/21 16:01	11/10/21 18:11	7440-50-8	
Iron	<100	ug/L	100	1	11/09/21 16:01	11/10/21 18:11	7439-89-6	
Lead	<5.0	ug/L	5.0	1	11/09/21 16:01	11/10/21 18:11	7439-92-1	
Magnesium	5580	ug/L	200	1	11/09/21 16:01	11/10/21 18:11	7439-95-4	
Manganese	3200	ug/L	10.0	1	11/09/21 16:01	11/10/21 18:11	7439-96-5	
Nickel	8.6J	ug/L	40.0	1	11/09/21 16:01	11/10/21 18:11	7440-02-0	
Potassium	10200	ug/L	5000	1	11/09/21 16:01	11/10/21 18:11	7440-09-7	
Sodium	59400	ug/L	5000	1	11/09/21 16:01	11/10/21 18:11	7440-23-5	
Zinc	<20.0	ug/L	20.0	1	11/09/21 16:01	11/10/21 18:11	7440-66-6	
<b>2340B Hardness, Total (Calc.)</b>								
Analytical Method: SM22 2340B								
Pace Analytical Services - Melville								
Tot Hardness asCaCO3 (SM 2340B)	57400	ug/L	830	1		11/10/21 18:11		
<b>245.1 Mercury</b>								
Analytical Method: EPA 245.1 Preparation Method: EPA 245.1								
Pace Analytical Services - Melville								
Mercury	0.11J	ug/L	0.20	1	10/28/21 15:55	10/29/21 14:34	7439-97-6	B
<b>8260C Volatile Organics</b>								
Analytical Method: EPA 8260C/5030C								
Pace Analytical Services - Melville								
Benzene	<1.0	ug/L	1.0	1		10/31/21 16:11	71-43-2	
Bromodichloromethane	<1.0	ug/L	1.0	1		10/31/21 16:11	75-27-4	
Bromoform	<1.0	ug/L	1.0	1		10/31/21 16:11	75-25-2	
n-Butylbenzene	<1.0	ug/L	1.0	1		10/31/21 16:11	104-51-8	
tert-Butylbenzene	<1.0	ug/L	1.0	1		10/31/21 16:11	98-06-6	
Carbon tetrachloride	<1.0	ug/L	1.0	1		10/31/21 16:11	56-23-5	
Chlorobenzene	<1.0	ug/L	1.0	1		10/31/21 16:11	108-90-7	
Chloroethane	<1.0	ug/L	1.0	1		10/31/21 16:11	75-00-3	
Chloroform	<1.0	ug/L	1.0	1		10/31/21 16:11	67-66-3	
Dibromochloromethane	<1.0	ug/L	1.0	1		10/31/21 16:11	124-48-1	
1,2-Dichlorobenzene	<1.0	ug/L	1.0	1		10/31/21 16:11	95-50-1	
1,3-Dichlorobenzene	<1.0	ug/L	1.0	1		10/31/21 16:11	541-73-1	
1,4-Dichlorobenzene	<1.0	ug/L	1.0	1		10/31/21 16:11	106-46-7	
Dichlorodifluoromethane	<1.0	ug/L	1.0	1		10/31/21 16:11	75-71-8	v3
1,1-Dichloroethane	<1.0	ug/L	1.0	1		10/31/21 16:11	75-34-3	
1,2-Dichloroethane	<1.0	ug/L	1.0	1		10/31/21 16:11	107-06-2	
1,1-Dichloroethene	<1.0	ug/L	1.0	1		10/31/21 16:11	75-35-4	
cis-1,2-Dichloroethene	<1.0	ug/L	1.0	1		10/31/21 16:11	156-59-2	
trans-1,2-Dichloroethene	<1.0	ug/L	1.0	1		10/31/21 16:11	156-60-5	
1,2-Dichloropropane	<1.0	ug/L	1.0	1		10/31/21 16:11	78-87-5	
Ethylbenzene	<1.0	ug/L	1.0	1		10/31/21 16:11	100-41-4	

### REPORT OF LABORATORY ANALYSIS

This report shall not be reproduced, except in full,  
without the written consent of Pace Analytical Services, LLC.

## ANALYTICAL RESULTS

Project: OLD BETHPAGE LANDFILL 10/25  
Pace Project No.: 70192284

Sample: MW-05B_10/25/2021	Lab ID: 70192284010	Collected: 10/25/21 13:40	Received: 10/25/21 17:02	Matrix: Water				
Parameters	Results	Units	Report Limit	DF	Prepared	Analyzed	CAS No.	Qual
<b>8260C Volatile Organics</b>								
Analytical Method: EPA 8260C/5030C								
Pace Analytical Services - Melville								
Isopropylbenzene (Cumene)	<1.0	ug/L	1.0	1		10/31/21 16:11	98-82-8	
Methylene Chloride	<1.0	ug/L	1.0	1		10/31/21 16:11	75-09-2	
Tetrachloroethene	<1.0	ug/L	1.0	1		10/31/21 16:11	127-18-4	
Toluene	<1.0	ug/L	1.0	1		10/31/21 16:11	108-88-3	
1,1,1-Trichloroethane	<1.0	ug/L	1.0	1		10/31/21 16:11	71-55-6	
Trichloroethene	<1.0	ug/L	1.0	1		10/31/21 16:11	79-01-6	
Vinyl chloride	<1.0	ug/L	1.0	1		10/31/21 16:11	75-01-4	
Xylene (Total)	<3.0	ug/L	3.0	1		10/31/21 16:11	1330-20-7	
m&p-Xylene	<2.0	ug/L	2.0	1		10/31/21 16:11	179601-23-1	
o-Xylene	<1.0	ug/L	1.0	1		10/31/21 16:11	95-47-6	
<b>Surrogates</b>								
1,2-Dichloroethane-d4 (S)	96	%	81-122	1		10/31/21 16:11	17060-07-0	
4-Bromofluorobenzene (S)	100	%	79-118	1		10/31/21 16:11	460-00-4	
Toluene-d8 (S)	97	%	82-122	1		10/31/21 16:11	2037-26-5	
<b>2320B Alkalinity</b>								
Analytical Method: SM22 2320B								
Pace Analytical Services - Melville								
Alkalinity, Total as CaCO3	33.6	mg/L	1.0	1		11/02/21 17:41		
Alkalinity,Bicarbonate (CaCO3)	33.6	mg/L	1.0	1		11/02/21 17:41		
Alkalinity,Carbonate (CaCO3)	<1.0	mg/L	1.0	1		11/02/21 17:41		
<b>2540C Total Dissolved Solids</b>								
Analytical Method: SM22 2540C								
Pace Analytical Services - Melville								
Total Dissolved Solids	222	mg/L	20.0	1		10/29/21 14:19		
<b>Chromium, Hexavalent</b>								
Analytical Method: SM22 3500-Cr B								
Pace Analytical Services - Melville								
Chromium, Hexavalent	<0.020	mg/L	0.020	1		10/26/21 11:43	18540-29-9	
<b>300.0 IC Anions 28 Days</b>								
Analytical Method: EPA 300.0								
Pace Analytical Services - Melville								
Sulfate	23.5	mg/L	5.0	1		11/09/21 04:41	14808-79-8	
<b>351.2 Total Kjeldahl Nitrogen</b>								
Analytical Method: EPA 351.2 Preparation Method: EPA 351.2								
Pace Analytical Services - Melville								
Nitrogen, Kjeldahl, Total	0.12	mg/L	0.10	1	11/09/21 06:45	11/10/21 15:21	7727-37-9	
<b>353.2 Nitrogen, NO2/NO3 pres.</b>								
Analytical Method: EPA 353.2								
Pace Analytical Services - Melville								
Nitrate-Nitrite (as N)	3.7	mg/L	0.25	5		11/03/21 00:51	7727-37-9	
<b>353.2 Nitrogen, NO2</b>								
Analytical Method: EPA 353.2								
Pace Analytical Services - Melville								
Nitrite as N	0.034J	mg/L	0.050	1		10/25/21 23:07	14797-65-0	

## REPORT OF LABORATORY ANALYSIS

This report shall not be reproduced, except in full,  
without the written consent of Pace Analytical Services, LLC.

### ANALYTICAL RESULTS

Project: OLD BETHPAGE LANDFILL 10/25

Pace Project No.: 70192284

<b>Sample: MW-05B_10/25/2021</b>		<b>Lab ID: 70192284010</b>		Collected: 10/25/21 13:40	Received: 10/25/21 17:02	Matrix: Water		
Parameters	Results	Units	Report Limit	DF	Prepared	Analyzed	CAS No.	Qual
<b>Phenolics, Total Recoverable</b>		Analytical Method: EPA 420.1 Preparation Method: EPA 420.1 Pace Analytical Services - Melville						
Phenolics, Total Recoverable	<b>&lt;5.0</b>	ug/L	5.0	1	11/04/21 10:08	11/05/21 09:00		
<b>SM 4500 CNE Cyanide, Total</b>		Analytical Method: SM22 4500-CN-E Preparation Method: SM20/22 4500-CN-C Pace Analytical Services - Melville						
Cyanide	<b>7.7J</b>	ug/L	10.0	1	11/01/21 16:01	11/01/21 19:58	57-12-5	
<b>4500 Chloride</b>		Analytical Method: SM22 4500-Cl-E Pace Analytical Services - Melville						
Chloride	<b>107</b>	mg/L	10.0	5		11/02/21 11:40	16887-00-6	
<b>4500 Ammonia Water</b>		Analytical Method: SM22 4500 NH3 H Pace Analytical Services - Melville						
Nitrogen, Ammonia	<b>&lt;0.10</b>	mg/L	0.10	1		11/08/21 12:51	7664-41-7	

### REPORT OF LABORATORY ANALYSIS

This report shall not be reproduced, except in full,  
without the written consent of Pace Analytical Services, LLC.

### ANALYTICAL RESULTS

Project: OLD BETHPAGE LANDFILL 10/25  
Pace Project No.: 70192284

Sample: MW-05B_10/25/2021 DISS	Lab ID: 70192284011	Collected: 10/25/21 13:40	Received: 10/25/21 17:02	Matrix: Water				
Parameters	Results	Units	Report Limit	DF	Prepared	Analyzed	CAS No.	Qual
<b>200.7 Metals, Dissolved</b>		Analytical Method: EPA 200.7 Pace Analytical Services - Melville						
Aluminum, Dissolved	<200	ug/L	200	1		11/10/21 19:50	7429-90-5	
Barium, Dissolved	39.7J	ug/L	200	1		11/10/21 19:50	7440-39-3	
Calcium, Dissolved	13300	ug/L	1000	1		11/10/21 19:50	7440-70-2	
Chromium, Dissolved	<10.0	ug/L	10.0	1		11/10/21 19:50	7440-47-3	
Copper, Dissolved	<25.0	ug/L	25.0	1		11/10/21 19:50	7440-50-8	
Iron, Dissolved	<20.0	ug/L	20.0	1		11/10/21 19:50	7439-89-6	
Lead, Dissolved	<5.0	ug/L	5.0	1		11/10/21 19:50	7439-92-1	
Magnesium, Dissolved	5360	ug/L	1000	1		11/10/21 19:50	7439-95-4	
Manganese, Dissolved	2990	ug/L	10.0	1		11/10/21 19:50	7439-96-5	
Nickel, Dissolved	8.4J	ug/L	40.0	1		11/10/21 19:50	7440-02-0	
Potassium, Dissolved	10100	ug/L	5000	1		11/10/21 19:50	7440-09-7	
Sodium, Dissolved	56900	ug/L	5000	1		11/10/21 19:50	7440-23-5	
Zinc, Dissolved	<20.0	ug/L	20.0	1		11/10/21 19:50	7440-66-6	
<b>245.1 Mercury, Dissolved</b>		Analytical Method: EPA 245.1 Preparation Method: EPA 245.1 Pace Analytical Services - Melville						
Mercury, Dissolved	0.20	ug/L	0.20	1	10/29/21 11:14	11/01/21 13:13	7439-97-6	B
<b>Chromium, Hexavalent</b>		Analytical Method: SM22 3500-Cr B Pace Analytical Services - Melville						
Chromium, Hexavalent	<0.020	mg/L	0.020	1		10/26/21 11:44	18540-29-9	

### REPORT OF LABORATORY ANALYSIS

This report shall not be reproduced, except in full,  
without the written consent of Pace Analytical Services, LLC.

### ANALYTICAL RESULTS

Project: OLD BETHPAGE LANDFILL 10/25  
Pace Project No.: 70192284

Sample: MW-08B_10/25/2021	Lab ID: 70192284012	Collected: 10/25/21 15:50	Received: 10/25/21 17:02	Matrix: Water				
Parameters	Results	Units	Report Limit	DF	Prepared	Analyzed	CAS No.	Qual
<b>200.7 Metals, Total</b>		Analytical Method: EPA 200.7 Preparation Method: EPA 200.7 Pace Analytical Services - Melville						
Aluminum	<200	ug/L	200	1	11/09/21 16:01	11/10/21 18:25	7429-90-5	
Barium	77.5J	ug/L	200	1	11/09/21 16:01	11/10/21 18:25	7440-39-3	
Calcium	16300	ug/L	200	1	11/09/21 16:01	11/10/21 18:25	7440-70-2	
Chromium	1.4J	ug/L	10.0	1	11/09/21 16:01	11/10/21 18:25	7440-47-3	
Copper	<25.0	ug/L	25.0	1	11/09/21 16:01	11/10/21 18:25	7440-50-8	
Iron	25.4J	ug/L	100	1	11/09/21 16:01	11/10/21 18:25	7439-89-6	
Lead	<5.0	ug/L	5.0	1	11/09/21 16:01	11/10/21 18:25	7439-92-1	
Magnesium	4870	ug/L	200	1	11/09/21 16:01	11/10/21 18:25	7439-95-4	
Manganese	656	ug/L	10.0	1	11/09/21 16:01	11/10/21 18:25	7439-96-5	
Nickel	18.4J	ug/L	40.0	1	11/09/21 16:01	11/10/21 18:25	7440-02-0	
Potassium	9050	ug/L	5000	1	11/09/21 16:01	11/10/21 18:25	7440-09-7	
Sodium	121000	ug/L	5000	1	11/09/21 16:01	11/10/21 18:25	7440-23-5	
Zinc	35.7	ug/L	20.0	1	11/09/21 16:01	11/10/21 18:25	7440-66-6	
<b>2340B Hardness, Total (Calc.)</b>		Analytical Method: SM22 2340B Pace Analytical Services - Melville						
Tot Hardness asCaCO3 (SM 2340B)	60800	ug/L	830	1		11/10/21 18:25		
<b>245.1 Mercury</b>		Analytical Method: EPA 245.1 Preparation Method: EPA 245.1 Pace Analytical Services - Melville						
Mercury	0.14J	ug/L	0.20	1	10/28/21 15:55	10/29/21 14:35	7439-97-6	B
<b>8260C Volatile Organics</b>		Analytical Method: EPA 8260C/5030C Pace Analytical Services - Melville						
Benzene	<1.0	ug/L	1.0	1		10/31/21 17:28	71-43-2	
Bromodichloromethane	<1.0	ug/L	1.0	1		10/31/21 17:28	75-27-4	
Bromoform	<1.0	ug/L	1.0	1		10/31/21 17:28	75-25-2	
n-Butylbenzene	<1.0	ug/L	1.0	1		10/31/21 17:28	104-51-8	
tert-Butylbenzene	<1.0	ug/L	1.0	1		10/31/21 17:28	98-06-6	
Carbon tetrachloride	<1.0	ug/L	1.0	1		10/31/21 17:28	56-23-5	
Chlorobenzene	<1.0	ug/L	1.0	1		10/31/21 17:28	108-90-7	
Chloroethane	<1.0	ug/L	1.0	1		10/31/21 17:28	75-00-3	
Chloroform	<1.0	ug/L	1.0	1		10/31/21 17:28	67-66-3	
Dibromochloromethane	<1.0	ug/L	1.0	1		10/31/21 17:28	124-48-1	
1,2-Dichlorobenzene	<1.0	ug/L	1.0	1		10/31/21 17:28	95-50-1	
1,3-Dichlorobenzene	<1.0	ug/L	1.0	1		10/31/21 17:28	541-73-1	
1,4-Dichlorobenzene	<1.0	ug/L	1.0	1		10/31/21 17:28	106-46-7	
Dichlorodifluoromethane	<1.0	ug/L	1.0	1		10/31/21 17:28	75-71-8	v3
1,1-Dichloroethane	<1.0	ug/L	1.0	1		10/31/21 17:28	75-34-3	
1,2-Dichloroethane	<1.0	ug/L	1.0	1		10/31/21 17:28	107-06-2	
1,1-Dichloroethene	<1.0	ug/L	1.0	1		10/31/21 17:28	75-35-4	
cis-1,2-Dichloroethene	<1.0	ug/L	1.0	1		10/31/21 17:28	156-59-2	
trans-1,2-Dichloroethene	<1.0	ug/L	1.0	1		10/31/21 17:28	156-60-5	
1,2-Dichloropropane	<1.0	ug/L	1.0	1		10/31/21 17:28	78-87-5	
Ethylbenzene	<1.0	ug/L	1.0	1		10/31/21 17:28	100-41-4	

### REPORT OF LABORATORY ANALYSIS

This report shall not be reproduced, except in full,  
without the written consent of Pace Analytical Services, LLC.

## ANALYTICAL RESULTS

Project: OLD BETHPAGE LANDFILL 10/25  
Pace Project No.: 70192284

Sample: MW-08B_10/25/2021	Lab ID: 70192284012	Collected: 10/25/21 15:50	Received: 10/25/21 17:02	Matrix: Water				
Parameters	Results	Units	Report Limit	DF	Prepared	Analyzed	CAS No.	Qual
<b>8260C Volatile Organics</b>								
Analytical Method: EPA 8260C/5030C								
Pace Analytical Services - Melville								
Isopropylbenzene (Cumene)	<1.0	ug/L	1.0	1		10/31/21 17:28	98-82-8	
Methylene Chloride	<1.0	ug/L	1.0	1		10/31/21 17:28	75-09-2	
Tetrachloroethene	<1.0	ug/L	1.0	1		10/31/21 17:28	127-18-4	
Toluene	<1.0	ug/L	1.0	1		10/31/21 17:28	108-88-3	
1,1,1-Trichloroethane	<1.0	ug/L	1.0	1		10/31/21 17:28	71-55-6	
Trichloroethene	<1.0	ug/L	1.0	1		10/31/21 17:28	79-01-6	
Vinyl chloride	<1.0	ug/L	1.0	1		10/31/21 17:28	75-01-4	
Xylene (Total)	<3.0	ug/L	3.0	1		10/31/21 17:28	1330-20-7	
m&p-Xylene	<2.0	ug/L	2.0	1		10/31/21 17:28	179601-23-1	
o-Xylene	<1.0	ug/L	1.0	1		10/31/21 17:28	95-47-6	
<b>Surrogates</b>								
1,2-Dichloroethane-d4 (S)	98	%	81-122	1		10/31/21 17:28	17060-07-0	
4-Bromofluorobenzene (S)	102	%	79-118	1		10/31/21 17:28	460-00-4	
Toluene-d8 (S)	98	%	82-122	1		10/31/21 17:28	2037-26-5	
<b>2320B Alkalinity</b>								
Analytical Method: SM22 2320B								
Pace Analytical Services - Melville								
Alkalinity, Total as CaCO3	8.0	mg/L	1.0	1		11/02/21 17:46		
Alkalinity,Bicarbonate (CaCO3)	8.0	mg/L	1.0	1		11/02/21 17:46		
Alkalinity,Carbonate (CaCO3)	<1.0	mg/L	1.0	1		11/02/21 17:46		
<b>2540C Total Dissolved Solids</b>								
Analytical Method: SM22 2540C								
Pace Analytical Services - Melville								
Total Dissolved Solids	380	mg/L	20.0	1		10/29/21 14:28		
<b>Chromium, Hexavalent</b>								
Analytical Method: SM22 3500-Cr B								
Pace Analytical Services - Melville								
Chromium, Hexavalent	<0.020	mg/L	0.020	1		10/26/21 11:46	18540-29-9	
<b>300.0 IC Anions 28 Days</b>								
Analytical Method: EPA 300.0								
Pace Analytical Services - Melville								
Sulfate	27.8	mg/L	5.0	1		11/09/21 04:54	14808-79-8	
<b>351.2 Total Kjeldahl Nitrogen</b>								
Analytical Method: EPA 351.2 Preparation Method: EPA 351.2								
Pace Analytical Services - Melville								
Nitrogen, Kjeldahl, Total	<0.10	mg/L	0.10	1	11/09/21 06:45	11/10/21 15:21	7727-37-9	
<b>353.2 Nitrogen, NO2/NO3 pres.</b>								
Analytical Method: EPA 353.2								
Pace Analytical Services - Melville								
Nitrate-Nitrite (as N)	2.4	mg/L	0.050	1		11/03/21 00:11	7727-37-9	
<b>353.2 Nitrogen, NO2</b>								
Analytical Method: EPA 353.2								
Pace Analytical Services - Melville								
Nitrite as N	<0.050	mg/L	0.050	1		10/25/21 23:08	14797-65-0	

## REPORT OF LABORATORY ANALYSIS

This report shall not be reproduced, except in full,  
without the written consent of Pace Analytical Services, LLC.

### ANALYTICAL RESULTS

Project: OLD BETHPAGE LANDFILL 10/25

Pace Project No.: 70192284

Parameters	Results	Units	Report Limit	DF	Prepared	Analyzed	CAS No.	Qual
<b>Sample: MW-08B_10/25/2021</b>								
<b>Lab ID: 70192284012</b>								
Collected: 10/25/21 15:50 Received: 10/25/21 17:02 Matrix: Water								
<b>Phenolics, Total Recoverable</b>								
Analytical Method: EPA 420.1 Preparation Method: EPA 420.1 Pace Analytical Services - Melville								
Phenolics, Total Recoverable	<b>&lt;5.0</b>	ug/L	5.0	1	11/04/21 10:08	11/05/21 09:00		
<b>SM 4500 CNE Cyanide, Total</b>								
Analytical Method: SM22 4500-CN-E Preparation Method: SM20/22 4500-CN-C Pace Analytical Services - Melville								
Cyanide	<b>7.5J</b>	ug/L	10.0	1	11/01/21 16:01	11/01/21 19:59	57-12-5	
<b>4500 Chloride</b>								
Analytical Method: SM22 4500-Cl-E Pace Analytical Services - Melville								
Chloride	<b>220</b>	mg/L	10.0	5		11/02/21 11:41	16887-00-6	
<b>4500 Ammonia Water</b>								
Analytical Method: SM22 4500 NH3 H Pace Analytical Services - Melville								
Nitrogen, Ammonia	<b>0.10</b>	mg/L	0.10	1		11/08/21 12:52	7664-41-7	

### REPORT OF LABORATORY ANALYSIS

This report shall not be reproduced, except in full,  
without the written consent of Pace Analytical Services, LLC.

## ANALYTICAL RESULTS

Project: OLD BETHPAGE LANDFILL 10/25

Pace Project No.: 70192284

Parameters	Results	Units	Report Limit	DF	Prepared	Analyzed	CAS No.	Qual
<b>Sample: MW-08B_10/25/2021 DISS      Lab ID: 70192284013      Collected: 10/25/21 15:50      Received: 10/25/21 17:02      Matrix: Water</b>								
<b>200.7 Metals, Dissolved</b>								
Analytical Method: EPA 200.7 Pace Analytical Services - Melville								
Aluminum, Dissolved	<b>&lt;200</b>	ug/L	200	1		11/10/21 19:52	7429-90-5	
Barium, Dissolved	<b>72.3J</b>	ug/L	200	1		11/10/21 19:52	7440-39-3	
Calcium, Dissolved	<b>15200</b>	ug/L	1000	1		11/10/21 19:52	7440-70-2	
Chromium, Dissolved	<b>&lt;10.0</b>	ug/L	10.0	1		11/10/21 19:52	7440-47-3	
Copper, Dissolved	<b>&lt;25.0</b>	ug/L	25.0	1		11/10/21 19:52	7440-50-8	
Iron, Dissolved	<b>&lt;20.0</b>	ug/L	20.0	1		11/10/21 19:52	7439-89-6	
Lead, Dissolved	<b>&lt;5.0</b>	ug/L	5.0	1		11/10/21 19:52	7439-92-1	
Magnesium, Dissolved	<b>4540</b>	ug/L	1000	1		11/10/21 19:52	7439-95-4	
Manganese, Dissolved	<b>612</b>	ug/L	10.0	1		11/10/21 19:52	7439-96-5	
Nickel, Dissolved	<b>17.0J</b>	ug/L	40.0	1		11/10/21 19:52	7440-02-0	
Potassium, Dissolved	<b>8780</b>	ug/L	5000	1		11/10/21 19:52	7440-09-7	
Sodium, Dissolved	<b>113000</b>	ug/L	5000	1		11/10/21 19:52	7440-23-5	
Zinc, Dissolved	<b>31.4</b>	ug/L	20.0	1		11/10/21 19:52	7440-66-6	
<b>245.1 Mercury, Dissolved</b>								
Analytical Method: EPA 245.1      Preparation Method: EPA 245.1 Pace Analytical Services - Melville								
Mercury, Dissolved	<b>0.20</b>	ug/L	0.20	1	10/29/21 11:14	11/01/21 13:14	7439-97-6	B
<b>Chromium, Hexavalent</b>								
Analytical Method: SM22 3500-Cr B Pace Analytical Services - Melville								
Chromium, Hexavalent	<b>&lt;0.020</b>	mg/L	0.020	1		10/26/21 11:47	18540-29-9	

## REPORT OF LABORATORY ANALYSIS

This report shall not be reproduced, except in full,  
without the written consent of Pace Analytical Services, LLC.

## ANALYTICAL RESULTS

Project: OLD BETHPAGE LANDFILL 10/25  
Pace Project No.: 70192284

Sample: MW-08A_10/25/2021	Lab ID: 70192284014	Collected: 10/25/21 16:00	Received: 10/25/21 17:02	Matrix: Water				
Parameters	Results	Units	Report Limit	DF	Prepared	Analyzed	CAS No.	Qual
<b>200.7 Metals, Total</b>		Analytical Method: EPA 200.7 Preparation Method: EPA 200.7 Pace Analytical Services - Melville						
Aluminum	<200	ug/L	200	1	11/09/21 16:01	11/10/21 18:27	7429-90-5	
Barium	62.9J	ug/L	200	1	11/09/21 16:01	11/10/21 18:27	7440-39-3	
Calcium	9920	ug/L	200	1	11/09/21 16:01	11/10/21 18:27	7440-70-2	
Chromium	<10.0	ug/L	10.0	1	11/09/21 16:01	11/10/21 18:27	7440-47-3	
Copper	<25.0	ug/L	25.0	1	11/09/21 16:01	11/10/21 18:27	7440-50-8	
Iron	<100	ug/L	100	1	11/09/21 16:01	11/10/21 18:27	7439-89-6	
Lead	<5.0	ug/L	5.0	1	11/09/21 16:01	11/10/21 18:27	7439-92-1	
Magnesium	5280	ug/L	200	1	11/09/21 16:01	11/10/21 18:27	7439-95-4	
Manganese	133	ug/L	10.0	1	11/09/21 16:01	11/10/21 18:27	7439-96-5	
Nickel	9.0J	ug/L	40.0	1	11/09/21 16:01	11/10/21 18:27	7440-02-0	
Potassium	5820	ug/L	5000	1	11/09/21 16:01	11/10/21 18:27	7440-09-7	
Sodium	22900	ug/L	5000	1	11/09/21 16:01	11/10/21 18:27	7440-23-5	
Zinc	<20.0	ug/L	20.0	1	11/09/21 16:01	11/10/21 18:27	7440-66-6	
<b>2340B Hardness, Total (Calc.)</b>		Analytical Method: SM22 2340B Pace Analytical Services - Melville						
Tot Hardness asCaCO3 (SM 2340B)	46500	ug/L	830	1		11/10/21 18:27		
<b>245.1 Mercury</b>		Analytical Method: EPA 245.1 Preparation Method: EPA 245.1 Pace Analytical Services - Melville						
Mercury	0.12J	ug/L	0.20	1	10/28/21 15:55	10/29/21 14:38	7439-97-6	B
<b>8260C Volatile Organics</b>		Analytical Method: EPA 8260C/5030C Pace Analytical Services - Melville						
Benzene	<1.0	ug/L	1.0	1		10/31/21 17:47	71-43-2	
Bromodichloromethane	<1.0	ug/L	1.0	1		10/31/21 17:47	75-27-4	
Bromoform	<1.0	ug/L	1.0	1		10/31/21 17:47	75-25-2	
n-Butylbenzene	<1.0	ug/L	1.0	1		10/31/21 17:47	104-51-8	
tert-Butylbenzene	<1.0	ug/L	1.0	1		10/31/21 17:47	98-06-6	
Carbon tetrachloride	<1.0	ug/L	1.0	1		10/31/21 17:47	56-23-5	
Chlorobenzene	<1.0	ug/L	1.0	1		10/31/21 17:47	108-90-7	
Chloroethane	<1.0	ug/L	1.0	1		10/31/21 17:47	75-00-3	
Chloroform	<1.0	ug/L	1.0	1		10/31/21 17:47	67-66-3	
Dibromochloromethane	<1.0	ug/L	1.0	1		10/31/21 17:47	124-48-1	
1,2-Dichlorobenzene	<1.0	ug/L	1.0	1		10/31/21 17:47	95-50-1	
1,3-Dichlorobenzene	<1.0	ug/L	1.0	1		10/31/21 17:47	541-73-1	
1,4-Dichlorobenzene	<1.0	ug/L	1.0	1		10/31/21 17:47	106-46-7	
Dichlorodifluoromethane	<1.0	ug/L	1.0	1		10/31/21 17:47	75-71-8	v3
1,1-Dichloroethane	<1.0	ug/L	1.0	1		10/31/21 17:47	75-34-3	
1,2-Dichloroethane	<1.0	ug/L	1.0	1		10/31/21 17:47	107-06-2	
1,1-Dichloroethene	<1.0	ug/L	1.0	1		10/31/21 17:47	75-35-4	
cis-1,2-Dichloroethene	12.9	ug/L	1.0	1		10/31/21 17:47	156-59-2	
trans-1,2-Dichloroethene	<1.0	ug/L	1.0	1		10/31/21 17:47	156-60-5	
1,2-Dichloropropane	<1.0	ug/L	1.0	1		10/31/21 17:47	78-87-5	
Ethylbenzene	<1.0	ug/L	1.0	1		10/31/21 17:47	100-41-4	

## REPORT OF LABORATORY ANALYSIS

This report shall not be reproduced, except in full,  
without the written consent of Pace Analytical Services, LLC.

## ANALYTICAL RESULTS

Project: OLD BETHPAGE LANDFILL 10/25

Pace Project No.: 70192284

Sample: MW-08A_10/25/2021	Lab ID: 70192284014	Collected: 10/25/21 16:00	Received: 10/25/21 17:02	Matrix: Water				
Parameters	Results	Units	Report Limit	DF	Prepared	Analyzed	CAS No.	Qual
<b>8260C Volatile Organics</b>								
Analytical Method: EPA 8260C/5030C								
Pace Analytical Services - Melville								
Isopropylbenzene (Cumene)	<1.0	ug/L	1.0	1		10/31/21 17:47	98-82-8	
Methylene Chloride	<1.0	ug/L	1.0	1		10/31/21 17:47	75-09-2	
Tetrachloroethene	5.8	ug/L	1.0	1		10/31/21 17:47	127-18-4	
Toluene	<1.0	ug/L	1.0	1		10/31/21 17:47	108-88-3	
1,1,1-Trichloroethane	<1.0	ug/L	1.0	1		10/31/21 17:47	71-55-6	
Trichloroethene	2.3	ug/L	1.0	1		10/31/21 17:47	79-01-6	
Vinyl chloride	<1.0	ug/L	1.0	1		10/31/21 17:47	75-01-4	
Xylene (Total)	<3.0	ug/L	3.0	1		10/31/21 17:47	1330-20-7	
m&p-Xylene	<2.0	ug/L	2.0	1		10/31/21 17:47	179601-23-1	
o-Xylene	<1.0	ug/L	1.0	1		10/31/21 17:47	95-47-6	
<b>Surrogates</b>								
1,2-Dichloroethane-d4 (S)	98	%	81-122	1		10/31/21 17:47	17060-07-0	
4-Bromofluorobenzene (S)	100	%	79-118	1		10/31/21 17:47	460-00-4	
Toluene-d8 (S)	96	%	82-122	1		10/31/21 17:47	2037-26-5	
<b>2320B Alkalinity</b>								
Analytical Method: SM22 2320B								
Pace Analytical Services - Melville								
Alkalinity, Total as CaCO3	10.5	mg/L	1.0	1		11/02/21 18:04		
Alkalinity,Bicarbonate (CaCO3)	10.5	mg/L	1.0	1		11/02/21 18:04		
Alkalinity,Carbonate (CaCO3)	<1.0	mg/L	1.0	1		11/02/21 18:04		
<b>2540C Total Dissolved Solids</b>								
Analytical Method: SM22 2540C								
Pace Analytical Services - Melville								
Total Dissolved Solids	108	mg/L	10.0	1		10/29/21 14:28		
<b>Chromium, Hexavalent</b>								
Analytical Method: SM22 3500-Cr B								
Pace Analytical Services - Melville								
Chromium, Hexavalent	<0.020	mg/L	0.020	1		10/26/21 11:47	18540-29-9	
<b>300.0 IC Anions 28 Days</b>								
Analytical Method: EPA 300.0								
Pace Analytical Services - Melville								
Sulfate	26.8	mg/L	5.0	1		11/09/21 05:08	14808-79-8	
<b>351.2 Total Kjeldahl Nitrogen</b>								
Analytical Method: EPA 351.2 Preparation Method: EPA 351.2								
Pace Analytical Services - Melville								
Nitrogen, Kjeldahl, Total	<0.10	mg/L	0.10	1	11/09/21 06:45	11/10/21 15:22	7727-37-9	
<b>353.2 Nitrogen, NO2/NO3 pres.</b>								
Analytical Method: EPA 353.2								
Pace Analytical Services - Melville								
Nitrate-Nitrite (as N)	1.7	mg/L	0.050	1		11/03/21 00:12	7727-37-9	
<b>353.2 Nitrogen, NO2</b>								
Analytical Method: EPA 353.2								
Pace Analytical Services - Melville								
Nitrite as N	<0.050	mg/L	0.050	1		10/25/21 23:14	14797-65-0	

## REPORT OF LABORATORY ANALYSIS

This report shall not be reproduced, except in full,  
without the written consent of Pace Analytical Services, LLC.

### ANALYTICAL RESULTS

Project: OLD BETHPAGE LANDFILL 10/25  
Pace Project No.: 70192284

Parameters	Results	Units	Report Limit	DF	Prepared	Analyzed	CAS No.	Qual
<b>Sample: MW-08A_10/25/2021      Lab ID: 70192284014      Collected: 10/25/21 16:00      Received: 10/25/21 17:02      Matrix: Water</b>								
<b>Phenolics, Total Recoverable</b>	Analytical Method: EPA 420.1    Preparation Method: EPA 420.1 Pace Analytical Services - Melville							
Phenolics, Total Recoverable	<b>&lt;5.0</b>	ug/L	5.0	1	11/04/21 10:08	11/09/21 15:31		
<b>SM 4500 CNE Cyanide, Total</b>	Analytical Method: SM22 4500-CN-E    Preparation Method: SM20/22 4500-CN-C Pace Analytical Services - Melville							
Cyanide	<b>8.0J</b>	ug/L	10.0	1	11/01/21 16:01	11/01/21 20:08	57-12-5	
<b>4500 Chloride</b>	Analytical Method: SM22 4500-Cl-E Pace Analytical Services - Melville							
Chloride	<b>42.7</b>	mg/L	2.0	1		11/02/21 11:33	16887-00-6	
<b>4500 Ammonia Water</b>	Analytical Method: SM22 4500 NH3 H Pace Analytical Services - Melville							
Nitrogen, Ammonia	<b>0.52</b>	mg/L	0.10	1		11/08/21 12:56	7664-41-7	

### REPORT OF LABORATORY ANALYSIS

This report shall not be reproduced, except in full,  
without the written consent of Pace Analytical Services, LLC.

## ANALYTICAL RESULTS

Project: OLD BETHPAGE LANDFILL 10/25

Pace Project No.: 70192284

Parameters	Results	Units	Report Limit	DF	Prepared	Analyzed	CAS No.	Qual
<b>Sample: MW-08A_10/25/2021 DISS      Lab ID: 70192284015      Collected: 10/25/21 16:00      Received: 10/25/21 17:02      Matrix: Water</b>								
<b>200.7 Metals, Dissolved</b>								
Analytical Method: EPA 200.7 Pace Analytical Services - Melville								
Aluminum, Dissolved	<b>&lt;200</b>	ug/L	200	1		11/10/21 19:54	7429-90-5	
Barium, Dissolved	<b>58.5J</b>	ug/L	200	1		11/10/21 19:54	7440-39-3	
Calcium, Dissolved	<b>9650</b>	ug/L	1000	1		11/10/21 19:54	7440-70-2	
Chromium, Dissolved	<b>&lt;10.0</b>	ug/L	10.0	1		11/10/21 19:54	7440-47-3	
Copper, Dissolved	<b>&lt;25.0</b>	ug/L	25.0	1		11/10/21 19:54	7440-50-8	
Iron, Dissolved	<b>&lt;20.0</b>	ug/L	20.0	1		11/10/21 19:54	7439-89-6	
Lead, Dissolved	<b>&lt;5.0</b>	ug/L	5.0	1		11/10/21 19:54	7439-92-1	
Magnesium, Dissolved	<b>4860</b>	ug/L	1000	1		11/10/21 19:54	7439-95-4	
Manganese, Dissolved	<b>119</b>	ug/L	10.0	1		11/10/21 19:54	7439-96-5	
Nickel, Dissolved	<b>8.4J</b>	ug/L	40.0	1		11/10/21 19:54	7440-02-0	
Potassium, Dissolved	<b>5600</b>	ug/L	5000	1		11/10/21 19:54	7440-09-7	
Sodium, Dissolved	<b>21700</b>	ug/L	5000	1		11/10/21 19:54	7440-23-5	
Zinc, Dissolved	<b>8.4J</b>	ug/L	20.0	1		11/10/21 19:54	7440-66-6	
<b>245.1 Mercury, Dissolved</b>								
Analytical Method: EPA 245.1      Preparation Method: EPA 245.1 Pace Analytical Services - Melville								
Mercury, Dissolved	<b>2.5</b>	ug/L	0.20	1	10/29/21 11:14	11/01/21 13:15	7439-97-6	
<b>Chromium, Hexavalent</b>								
Analytical Method: SM22 3500-Cr B Pace Analytical Services - Melville								
Chromium, Hexavalent	<b>&lt;0.020</b>	mg/L	0.020	1		10/26/21 11:48	18540-29-9	

## REPORT OF LABORATORY ANALYSIS

This report shall not be reproduced, except in full,  
without the written consent of Pace Analytical Services, LLC.

### ANALYTICAL RESULTS

Project: OLD BETHPAGE LANDFILL 10/25

Pace Project No.: 70192284

Sample: STORAGE BLANK	Lab ID: 70192284016	Collected: 10/25/21 00:00	Received: 10/25/21 17:02	Matrix: Water				
Parameters	Results	Units	Report Limit	DF	Prepared	Analyzed	CAS No.	Qual
<b>8260C Volatile Organics</b>		Analytical Method: EPA 8260C/5030C Pace Analytical Services - Melville						
Benzene	<1.0	ug/L	1.0	1		10/31/21 17:09	71-43-2	
Bromodichloromethane	<1.0	ug/L	1.0	1		10/31/21 17:09	75-27-4	
Bromoform	<1.0	ug/L	1.0	1		10/31/21 17:09	75-25-2	
n-Butylbenzene	<1.0	ug/L	1.0	1		10/31/21 17:09	104-51-8	
tert-Butylbenzene	<1.0	ug/L	1.0	1		10/31/21 17:09	98-06-6	
Carbon tetrachloride	<1.0	ug/L	1.0	1		10/31/21 17:09	56-23-5	
Chlorobenzene	<1.0	ug/L	1.0	1		10/31/21 17:09	108-90-7	
Chloroethane	<1.0	ug/L	1.0	1		10/31/21 17:09	75-00-3	
Chloroform	<1.0	ug/L	1.0	1		10/31/21 17:09	67-66-3	
Dibromochloromethane	<1.0	ug/L	1.0	1		10/31/21 17:09	124-48-1	
1,2-Dichlorobenzene	<1.0	ug/L	1.0	1		10/31/21 17:09	95-50-1	
1,3-Dichlorobenzene	<1.0	ug/L	1.0	1		10/31/21 17:09	541-73-1	
1,4-Dichlorobenzene	<1.0	ug/L	1.0	1		10/31/21 17:09	106-46-7	
Dichlorodifluoromethane	<1.0	ug/L	1.0	1		10/31/21 17:09	75-71-8	v3
1,1-Dichloroethane	<1.0	ug/L	1.0	1		10/31/21 17:09	75-34-3	
1,2-Dichloroethane	<1.0	ug/L	1.0	1		10/31/21 17:09	107-06-2	
1,1-Dichloroethene	<1.0	ug/L	1.0	1		10/31/21 17:09	75-35-4	
cis-1,2-Dichloroethene	<1.0	ug/L	1.0	1		10/31/21 17:09	156-59-2	
trans-1,2-Dichloroethene	<1.0	ug/L	1.0	1		10/31/21 17:09	156-60-5	
1,2-Dichloropropane	<1.0	ug/L	1.0	1		10/31/21 17:09	78-87-5	
Ethylbenzene	<1.0	ug/L	1.0	1		10/31/21 17:09	100-41-4	
Isopropylbenzene (Cumene)	<1.0	ug/L	1.0	1		10/31/21 17:09	98-82-8	
Methylene Chloride	<1.0	ug/L	1.0	1		10/31/21 17:09	75-09-2	
Tetrachloroethene	<1.0	ug/L	1.0	1		10/31/21 17:09	127-18-4	
Toluene	<1.0	ug/L	1.0	1		10/31/21 17:09	108-88-3	
1,1,1-Trichloroethane	<1.0	ug/L	1.0	1		10/31/21 17:09	71-55-6	
Trichloroethene	<1.0	ug/L	1.0	1		10/31/21 17:09	79-01-6	
Vinyl chloride	<1.0	ug/L	1.0	1		10/31/21 17:09	75-01-4	
Xylene (Total)	<3.0	ug/L	3.0	1		10/31/21 17:09	1330-20-7	
m&p-Xylene	<2.0	ug/L	2.0	1		10/31/21 17:09	179601-23-1	
o-Xylene	<1.0	ug/L	1.0	1		10/31/21 17:09	95-47-6	
<b>Surrogates</b>								
1,2-Dichloroethane-d4 (S)	101	%	81-122	1		10/31/21 17:09	17060-07-0	
4-Bromofluorobenzene (S)	100	%	79-118	1		10/31/21 17:09	460-00-4	
Toluene-d8 (S)	97	%	82-122	1		10/31/21 17:09	2037-26-5	

### REPORT OF LABORATORY ANALYSIS

This report shall not be reproduced, except in full,  
without the written consent of Pace Analytical Services, LLC.

### ANALYTICAL RESULTS

Project: OLD BETHPAGE LANDFILL 10/25

Pace Project No.: 70192284

Sample: TRIP BLANK_10/27/2021	Lab ID: 70192284017	Collected: 10/27/21 00:00	Received: 10/28/21 09:32	Matrix: Water				
Parameters	Results	Units	Report Limit	DF	Prepared	Analyzed	CAS No.	Qual
<b>8260C Volatile Organics</b>		Analytical Method: EPA 8260C/5030C Pace Analytical Services - Melville						
Benzene	<1.0	ug/L	1.0	1		10/31/21 13:56	71-43-2	
Bromodichloromethane	<1.0	ug/L	1.0	1		10/31/21 13:56	75-27-4	
Bromoform	<1.0	ug/L	1.0	1		10/31/21 13:56	75-25-2	
n-Butylbenzene	<1.0	ug/L	1.0	1		10/31/21 13:56	104-51-8	
tert-Butylbenzene	<1.0	ug/L	1.0	1		10/31/21 13:56	98-06-6	
Carbon tetrachloride	<1.0	ug/L	1.0	1		10/31/21 13:56	56-23-5	
Chlorobenzene	<1.0	ug/L	1.0	1		10/31/21 13:56	108-90-7	
Chloroethane	<1.0	ug/L	1.0	1		10/31/21 13:56	75-00-3	
Chloroform	<1.0	ug/L	1.0	1		10/31/21 13:56	67-66-3	
Dibromochloromethane	<1.0	ug/L	1.0	1		10/31/21 13:56	124-48-1	
1,2-Dichlorobenzene	<1.0	ug/L	1.0	1		10/31/21 13:56	95-50-1	
1,3-Dichlorobenzene	<1.0	ug/L	1.0	1		10/31/21 13:56	541-73-1	
1,4-Dichlorobenzene	<1.0	ug/L	1.0	1		10/31/21 13:56	106-46-7	
Dichlorodifluoromethane	<1.0	ug/L	1.0	1		10/31/21 13:56	75-71-8	v3
1,1-Dichloroethane	<1.0	ug/L	1.0	1		10/31/21 13:56	75-34-3	
1,2-Dichloroethane	<1.0	ug/L	1.0	1		10/31/21 13:56	107-06-2	
1,1-Dichloroethene	<1.0	ug/L	1.0	1		10/31/21 13:56	75-35-4	
cis-1,2-Dichloroethene	<1.0	ug/L	1.0	1		10/31/21 13:56	156-59-2	
trans-1,2-Dichloroethene	<1.0	ug/L	1.0	1		10/31/21 13:56	156-60-5	
1,2-Dichloropropane	<1.0	ug/L	1.0	1		10/31/21 13:56	78-87-5	
Ethylbenzene	<1.0	ug/L	1.0	1		10/31/21 13:56	100-41-4	
Isopropylbenzene (Cumene)	<1.0	ug/L	1.0	1		10/31/21 13:56	98-82-8	
Methylene Chloride	<1.0	ug/L	1.0	1		10/31/21 13:56	75-09-2	
Tetrachloroethene	<1.0	ug/L	1.0	1		10/31/21 13:56	127-18-4	
Toluene	<1.0	ug/L	1.0	1		10/31/21 13:56	108-88-3	
1,1,1-Trichloroethane	<1.0	ug/L	1.0	1		10/31/21 13:56	71-55-6	
Trichloroethene	<1.0	ug/L	1.0	1		10/31/21 13:56	79-01-6	
Vinyl chloride	<1.0	ug/L	1.0	1		10/31/21 13:56	75-01-4	
Xylene (Total)	<3.0	ug/L	3.0	1		10/31/21 13:56	1330-20-7	
m&p-Xylene	<2.0	ug/L	2.0	1		10/31/21 13:56	179601-23-1	
o-Xylene	<1.0	ug/L	1.0	1		10/31/21 13:56	95-47-6	
<b>Surrogates</b>								
1,2-Dichloroethane-d4 (S)	100	%	81-122	1		10/31/21 13:56	17060-07-0	
4-Bromofluorobenzene (S)	98	%	79-118	1		10/31/21 13:56	460-00-4	
Toluene-d8 (S)	97	%	82-122	1		10/31/21 13:56	2037-26-5	

### REPORT OF LABORATORY ANALYSIS

This report shall not be reproduced, except in full,  
without the written consent of Pace Analytical Services, LLC.

## ANALYTICAL RESULTS

Project: OLD BETHPAGE LANDFILL 10/25  
Pace Project No.: 70192284

Sample: MW-06F_10/27/2021	Lab ID: 70192284018	Collected: 10/27/21 12:20	Received: 10/28/21 09:32	Matrix: Water				
Parameters	Results	Units	Report Limit	DF	Prepared	Analyzed	CAS No.	Qual
<b>200.7 Metals, Total</b>								
Analytical Method: EPA 200.7 Preparation Method: EPA 200.7								
Pace Analytical Services - Melville								
Aluminum	<200	ug/L	200	1	11/09/21 16:01	11/10/21 18:30	7429-90-5	
Barium	33.6J	ug/L	200	1	11/09/21 16:01	11/10/21 18:30	7440-39-3	
Calcium	46900	ug/L	200	1	11/09/21 16:01	11/10/21 18:30	7440-70-2	
Chromium	2.6J	ug/L	10.0	1	11/09/21 16:01	11/10/21 18:30	7440-47-3	
Copper	<25.0	ug/L	25.0	1	11/09/21 16:01	11/10/21 18:30	7440-50-8	
Iron	5110	ug/L	100	1	11/09/21 16:01	11/10/21 18:30	7439-89-6	
Lead	<5.0	ug/L	5.0	1	11/09/21 16:01	11/10/21 18:30	7439-92-1	
Magnesium	13400	ug/L	200	1	11/09/21 16:01	11/10/21 18:30	7439-95-4	
Manganese	111	ug/L	10.0	1	11/09/21 16:01	11/10/21 18:30	7439-96-5	
Nickel	13.8J	ug/L	40.0	1	11/09/21 16:01	11/10/21 18:30	7440-02-0	
Potassium	74600	ug/L	5000	1	11/09/21 16:01	11/10/21 18:30	7440-09-7	
Sodium	261000	ug/L	5000	1	11/09/21 16:01	11/10/21 18:30	7440-23-5	
Zinc	<20.0	ug/L	20.0	1	11/09/21 16:01	11/10/21 18:30	7440-66-6	
<b>2340B Hardness, Total (Calc.)</b>								
Analytical Method: SM22 2340B								
Pace Analytical Services - Melville								
Tot Hardness asCaCO3 (SM 2340B)	172000	ug/L	830	1		11/10/21 18:30		
<b>245.1 Mercury</b>								
Analytical Method: EPA 245.1 Preparation Method: EPA 245.1								
Pace Analytical Services - Melville								
Mercury	0.14J	ug/L	0.20	1	11/01/21 09:20	11/01/21 13:56	7439-97-6	B
<b>8260C Volatile Organics</b>								
Analytical Method: EPA 8260C/5030C								
Pace Analytical Services - Melville								
Benzene	<1.0	ug/L	1.0	1		10/31/21 18:45	71-43-2	
Bromodichloromethane	<1.0	ug/L	1.0	1		10/31/21 18:45	75-27-4	
Bromoform	<1.0	ug/L	1.0	1		10/31/21 18:45	75-25-2	
n-Butylbenzene	<1.0	ug/L	1.0	1		10/31/21 18:45	104-51-8	
tert-Butylbenzene	<1.0	ug/L	1.0	1		10/31/21 18:45	98-06-6	
Carbon tetrachloride	<1.0	ug/L	1.0	1		10/31/21 18:45	56-23-5	
Chlorobenzene	<1.0	ug/L	1.0	1		10/31/21 18:45	108-90-7	
Chloroethane	<1.0	ug/L	1.0	1		10/31/21 18:45	75-00-3	
Chloroform	1.0	ug/L	1.0	1		10/31/21 18:45	67-66-3	
Dibromochloromethane	<1.0	ug/L	1.0	1		10/31/21 18:45	124-48-1	
1,2-Dichlorobenzene	<1.0	ug/L	1.0	1		10/31/21 18:45	95-50-1	
1,3-Dichlorobenzene	<1.0	ug/L	1.0	1		10/31/21 18:45	541-73-1	
1,4-Dichlorobenzene	<1.0	ug/L	1.0	1		10/31/21 18:45	106-46-7	
Dichlorodifluoromethane	<1.0	ug/L	1.0	1		10/31/21 18:45	75-71-8	v3
1,1-Dichloroethane	<1.0	ug/L	1.0	1		10/31/21 18:45	75-34-3	
1,2-Dichloroethane	<1.0	ug/L	1.0	1		10/31/21 18:45	107-06-2	
1,1-Dichloroethene	<1.0	ug/L	1.0	1		10/31/21 18:45	75-35-4	
cis-1,2-Dichloroethene	<1.0	ug/L	1.0	1		10/31/21 18:45	156-59-2	
trans-1,2-Dichloroethene	<1.0	ug/L	1.0	1		10/31/21 18:45	156-60-5	
1,2-Dichloropropane	<1.0	ug/L	1.0	1		10/31/21 18:45	78-87-5	
Ethylbenzene	<1.0	ug/L	1.0	1		10/31/21 18:45	100-41-4	

## REPORT OF LABORATORY ANALYSIS

This report shall not be reproduced, except in full,  
without the written consent of Pace Analytical Services, LLC.

## ANALYTICAL RESULTS

Project: OLD BETHPAGE LANDFILL 10/25  
Pace Project No.: 70192284

Sample: MW-06F_10/27/2021	Lab ID: 70192284018	Collected: 10/27/21 12:20	Received: 10/28/21 09:32	Matrix: Water				
Parameters	Results	Units	Report Limit	DF	Prepared	Analyzed	CAS No.	Qual
<b>8260C Volatile Organics</b>		Analytical Method: EPA 8260C/5030C Pace Analytical Services - Melville						
Isopropylbenzene (Cumene)	<1.0	ug/L	1.0	1		10/31/21 18:45	98-82-8	
Methylene Chloride	<1.0	ug/L	1.0	1		10/31/21 18:45	75-09-2	
Tetrachloroethene	<1.0	ug/L	1.0	1		10/31/21 18:45	127-18-4	
Toluene	<1.0	ug/L	1.0	1		10/31/21 18:45	108-88-3	
1,1,1-Trichloroethane	<1.0	ug/L	1.0	1		10/31/21 18:45	71-55-6	
Trichloroethene	<1.0	ug/L	1.0	1		10/31/21 18:45	79-01-6	
Vinyl chloride	<1.0	ug/L	1.0	1		10/31/21 18:45	75-01-4	
Xylene (Total)	<3.0	ug/L	3.0	1		10/31/21 18:45	1330-20-7	
m&p-Xylene	<2.0	ug/L	2.0	1		10/31/21 18:45	179601-23-1	
o-Xylene	<1.0	ug/L	1.0	1		10/31/21 18:45	95-47-6	
<b>Surrogates</b>								
1,2-Dichloroethane-d4 (S)	99	%	81-122	1		10/31/21 18:45	17060-07-0	
4-Bromofluorobenzene (S)	101	%	79-118	1		10/31/21 18:45	460-00-4	
Toluene-d8 (S)	97	%	82-122	1		10/31/21 18:45	2037-26-5	
<b>2320B Alkalinity</b>		Analytical Method: SM22 2320B Pace Analytical Services - Melville						
Alkalinity, Total as CaCO3	772	mg/L	1.0	1		11/02/21 19:26		
Alkalinity,Bicarbonate (CaCO3)	772	mg/L	1.0	1		11/02/21 19:26		
Alkalinity,Carbonate (CaCO3)	<1.0	mg/L	1.0	1		11/02/21 19:26		
<b>2540C Total Dissolved Solids</b>		Analytical Method: SM22 2540C Pace Analytical Services - Melville						
Total Dissolved Solids	920	mg/L	40.0	1		11/01/21 14:08		
<b>Chromium, Hexavalent</b>		Analytical Method: SM22 3500-Cr B Pace Analytical Services - Melville						
Chromium, Hexavalent	<0.020	mg/L	0.020	1		10/28/21 20:21	18540-29-9	H1
<b>300.0 IC Anions 28 Days</b>		Analytical Method: EPA 300.0 Pace Analytical Services - Melville						
Sulfate	8.0	mg/L	5.0	1		11/09/21 05:22	14808-79-8	
<b>351.2 Total Kjeldahl Nitrogen</b>		Analytical Method: EPA 351.2 Preparation Method: EPA 351.2 Pace Analytical Services - Melville						
Nitrogen, Kjeldahl, Total	89.1	mg/L	5.0	50	11/09/21 06:45	11/10/21 16:00	7727-37-9	
<b>353.2 Nitrogen, NO2/NO3 pres.</b>		Analytical Method: EPA 353.2 Pace Analytical Services - Melville						
Nitrate-Nitrite (as N)	<0.050	mg/L	0.050	1		11/09/21 01:26	7727-37-9	
<b>353.2 Nitrogen, NO2</b>		Analytical Method: EPA 353.2 Pace Analytical Services - Melville						
Nitrite as N	<0.050	mg/L	0.050	1		10/28/21 21:36	14797-65-0	

## REPORT OF LABORATORY ANALYSIS

This report shall not be reproduced, except in full,  
without the written consent of Pace Analytical Services, LLC.

### ANALYTICAL RESULTS

Project: OLD BETHPAGE LANDFILL 10/25

Pace Project No.: 70192284

Parameters	Results	Units	Report Limit	DF	Prepared	Analyzed	CAS No.	Qual
<b>Sample: MW-06F_10/27/2021</b>								
<b>Lab ID: 70192284018</b>								
Collected: 10/27/21 12:20 Received: 10/28/21 09:32 Matrix: Water								
<b>Phenolics, Total Recoverable</b>								
Analytical Method: EPA 420.1 Preparation Method: EPA 420.1 Pace Analytical Services - Melville								
Phenolics, Total Recoverable	<b>&lt;5.0</b>	ug/L	5.0	1	11/04/21 10:08	11/05/21 09:00		
<b>SM 4500 CNE Cyanide, Total</b>								
Analytical Method: SM22 4500-CN-E Preparation Method: SM20/22 4500-CN-C Pace Analytical Services - Melville								
Cyanide	<b>9.0J</b>	ug/L	10.0	1	11/05/21 18:12	11/05/21 21:06	57-12-5	
<b>4500 Chloride</b>								
Analytical Method: SM22 4500-Cl-E Pace Analytical Services - Melville								
Chloride	<b>38.6</b>	mg/L	10.0	5		11/02/21 11:42	16887-00-6	
<b>4500 Ammonia Water</b>								
Analytical Method: SM22 4500 NH3 H Pace Analytical Services - Melville								
Nitrogen, Ammonia	<b>85.4</b>	mg/L	10.0	100		11/08/21 13:03	7664-41-7	

### REPORT OF LABORATORY ANALYSIS

This report shall not be reproduced, except in full,  
without the written consent of Pace Analytical Services, LLC.

## ANALYTICAL RESULTS

Project: OLD BETHPAGE LANDFILL 10/25

Pace Project No.: 70192284

Parameters	Results	Units	Report Limit	DF	Prepared	Analyzed	CAS No.	Qual
<b>Sample: MW-06F_10/27/2021 DISS      Lab ID: 70192284019      Collected: 10/27/21 12:20      Received: 10/28/21 09:32      Matrix: Water</b>								
<b>200.7 Metals, Dissolved</b>								
Analytical Method: EPA 200.7 Pace Analytical Services - Melville								
Aluminum, Dissolved	<b>&lt;200</b>	ug/L	200	1		11/10/21 19:56	7429-90-5	
Barium, Dissolved	<b>30.9J</b>	ug/L	200	1		11/10/21 19:56	7440-39-3	
Calcium, Dissolved	<b>43500</b>	ug/L	1000	1		11/10/21 19:56	7440-70-2	
Chromium, Dissolved	<b>&lt;10.0</b>	ug/L	10.0	1		11/10/21 19:56	7440-47-3	
Copper, Dissolved	<b>&lt;25.0</b>	ug/L	25.0	1		11/10/21 19:56	7440-50-8	
Iron, Dissolved	<b>4570</b>	ug/L	20.0	1		11/10/21 19:56	7439-89-6	
Lead, Dissolved	<b>&lt;5.0</b>	ug/L	5.0	1		11/10/21 19:56	7439-92-1	
Magnesium, Dissolved	<b>12500</b>	ug/L	1000	1		11/10/21 19:56	7439-95-4	
Manganese, Dissolved	<b>102</b>	ug/L	10.0	1		11/10/21 19:56	7439-96-5	
Nickel, Dissolved	<b>13.1J</b>	ug/L	40.0	1		11/10/21 19:56	7440-02-0	
Potassium, Dissolved	<b>71500</b>	ug/L	5000	1		11/10/21 19:56	7440-09-7	
Sodium, Dissolved	<b>244000</b>	ug/L	5000	1		11/10/21 19:56	7440-23-5	
Zinc, Dissolved	<b>&lt;20.0</b>	ug/L	20.0	1		11/10/21 19:56	7440-66-6	
<b>245.1 Mercury, Dissolved</b>								
Analytical Method: EPA 245.1      Preparation Method: EPA 245.1 Pace Analytical Services - Melville								
Mercury, Dissolved	<b>0.14J</b>	ug/L	0.20	1	11/01/21 09:20	11/01/21 13:49	7439-97-6	B
<b>Chromium, Hexavalent</b>								
Analytical Method: SM22 3500-Cr B Pace Analytical Services - Melville								
Chromium, Hexavalent	<b>&lt;0.020</b>	mg/L	0.020	1		10/28/21 20:30	18540-29-9	H1

## REPORT OF LABORATORY ANALYSIS

This report shall not be reproduced, except in full,  
without the written consent of Pace Analytical Services, LLC.

### ANALYTICAL RESULTS

Project: OLD BETHPAGE LANDFILL 10/25  
Pace Project No.: 70192284

<b>Sample:</b> MW-06C_10/27/2021	<b>Lab ID:</b> 70192284020	Collected: 10/27/21 14:05	Received: 10/28/21 09:32	Matrix: Water				
Parameters	Results	Units	Report Limit	DF	Prepared	Analyzed	CAS No.	Qual

**200.7 Metals, Total**

Analytical Method: EPA 200.7 Preparation Method: EPA 200.7  
Pace Analytical Services - Melville

Aluminum	<200	ug/L	200	1	11/09/21 16:01	11/10/21 18:32	7429-90-5	
Barium	132J	ug/L	200	1	11/09/21 16:01	11/10/21 18:32	7440-39-3	
Calcium	21100	ug/L	200	1	11/09/21 16:01	11/10/21 18:32	7440-70-2	
Chromium	1.8J	ug/L	10.0	1	11/09/21 16:01	11/10/21 18:32	7440-47-3	
Copper	<25.0	ug/L	25.0	1	11/09/21 16:01	11/10/21 18:32	7440-50-8	
Iron	8870	ug/L	100	1	11/09/21 16:01	11/10/21 18:32	7439-89-6	
Lead	<5.0	ug/L	5.0	1	11/09/21 16:01	11/10/21 18:32	7439-92-1	
Magnesium	11200	ug/L	200	1	11/09/21 16:01	11/10/21 18:32	7439-95-4	
Manganese	264	ug/L	10.0	1	11/09/21 16:01	11/10/21 18:32	7439-96-5	
Nickel	14.3J	ug/L	40.0	1	11/09/21 16:01	11/10/21 18:32	7440-02-0	
Potassium	31600	ug/L	5000	1	11/09/21 16:01	11/10/21 18:32	7440-09-7	
Sodium	157000	ug/L	5000	1	11/09/21 16:01	11/10/21 18:32	7440-23-5	
Zinc	11.7J	ug/L	20.0	1	11/09/21 16:01	11/10/21 18:32	7440-66-6	

**2340B Hardness, Total (Calc.)**

Analytical Method: SM22 2340B  
Pace Analytical Services - Melville

Tot Hardness asCaCO3 (SM 2340B)	98800	ug/L	830	1		11/10/21 18:32		
---------------------------------	-------	------	-----	---	--	----------------	--	--

**245.1 Mercury**

Analytical Method: EPA 245.1 Preparation Method: EPA 245.1  
Pace Analytical Services - Melville

Mercury	0.14J	ug/L	0.20	1	11/01/21 09:20	11/01/21 14:00	7439-97-6	B
---------	-------	------	------	---	----------------	----------------	-----------	---

**8260C Volatile Organics**

Analytical Method: EPA 8260C/5030C  
Pace Analytical Services - Melville

Benzene	1.8	ug/L	1.0	1		10/31/21 18:07	71-43-2	
Bromodichloromethane	<1.0	ug/L	1.0	1		10/31/21 18:07	75-27-4	
Bromoform	<1.0	ug/L	1.0	1		10/31/21 18:07	75-25-2	
n-Butylbenzene	<1.0	ug/L	1.0	1		10/31/21 18:07	104-51-8	
tert-Butylbenzene	<1.0	ug/L	1.0	1		10/31/21 18:07	98-06-6	
Carbon tetrachloride	<1.0	ug/L	1.0	1		10/31/21 18:07	56-23-5	
Chlorobenzene	4.1	ug/L	1.0	1		10/31/21 18:07	108-90-7	
Chloroethane	<1.0	ug/L	1.0	1		10/31/21 18:07	75-00-3	
Chloroform	<1.0	ug/L	1.0	1		10/31/21 18:07	67-66-3	
Dibromochloromethane	<1.0	ug/L	1.0	1		10/31/21 18:07	124-48-1	
1,2-Dichlorobenzene	<1.0	ug/L	1.0	1		10/31/21 18:07	95-50-1	
1,3-Dichlorobenzene	<1.0	ug/L	1.0	1		10/31/21 18:07	541-73-1	
1,4-Dichlorobenzene	1.6	ug/L	1.0	1		10/31/21 18:07	106-46-7	
Dichlorodifluoromethane	<1.0	ug/L	1.0	1		10/31/21 18:07	75-71-8	v3
1,1-Dichloroethane	<1.0	ug/L	1.0	1		10/31/21 18:07	75-34-3	
1,2-Dichloroethane	<1.0	ug/L	1.0	1		10/31/21 18:07	107-06-2	
1,1-Dichloroethene	<1.0	ug/L	1.0	1		10/31/21 18:07	75-35-4	
cis-1,2-Dichloroethene	<1.0	ug/L	1.0	1		10/31/21 18:07	156-59-2	
trans-1,2-Dichloroethene	<1.0	ug/L	1.0	1		10/31/21 18:07	156-60-5	
1,2-Dichloropropane	<1.0	ug/L	1.0	1		10/31/21 18:07	78-87-5	
Ethylbenzene	<1.0	ug/L	1.0	1		10/31/21 18:07	100-41-4	

### REPORT OF LABORATORY ANALYSIS

This report shall not be reproduced, except in full,  
without the written consent of Pace Analytical Services, LLC.

### ANALYTICAL RESULTS

Project: OLD BETHPAGE LANDFILL 10/25  
Pace Project No.: 70192284

Sample: MW-06C_10/27/2021	Lab ID: 70192284020	Collected: 10/27/21 14:05	Received: 10/28/21 09:32	Matrix: Water				
Parameters	Results	Units	Report Limit	DF	Prepared	Analyzed	CAS No.	Qual
<b>8260C Volatile Organics</b>		Analytical Method: EPA 8260C/5030C Pace Analytical Services - Melville						
Isopropylbenzene (Cumene)	1.9	ug/L	1.0	1		10/31/21 18:07	98-82-8	
Methylene Chloride	<1.0	ug/L	1.0	1		10/31/21 18:07	75-09-2	
Tetrachloroethene	<1.0	ug/L	1.0	1		10/31/21 18:07	127-18-4	
Toluene	<1.0	ug/L	1.0	1		10/31/21 18:07	108-88-3	
1,1,1-Trichloroethane	<1.0	ug/L	1.0	1		10/31/21 18:07	71-55-6	
Trichloroethene	<1.0	ug/L	1.0	1		10/31/21 18:07	79-01-6	
Vinyl chloride	<1.0	ug/L	1.0	1		10/31/21 18:07	75-01-4	
Xylene (Total)	<3.0	ug/L	3.0	1		10/31/21 18:07	1330-20-7	
m&p-Xylene	<2.0	ug/L	2.0	1		10/31/21 18:07	179601-23-1	
o-Xylene	<1.0	ug/L	1.0	1		10/31/21 18:07	95-47-6	
<b>Surrogates</b>								
1,2-Dichloroethane-d4 (S)	98	%	81-122	1		10/31/21 18:07	17060-07-0	
4-Bromofluorobenzene (S)	100	%	79-118	1		10/31/21 18:07	460-00-4	
Toluene-d8 (S)	95	%	82-122	1		10/31/21 18:07	2037-26-5	
<b>2320B Alkalinity</b>		Analytical Method: SM22 2320B Pace Analytical Services - Melville						
Alkalinity, Total as CaCO3	126	mg/L	1.0	1		11/02/21 19:34		
Alkalinity,Bicarbonate (CaCO3)	126	mg/L	1.0	1		11/02/21 19:34		
Alkalinity,Carbonate (CaCO3)	<1.0	mg/L	1.0	1		11/02/21 19:34		
<b>2540C Total Dissolved Solids</b>		Analytical Method: SM22 2540C Pace Analytical Services - Melville						
Total Dissolved Solids	536	mg/L	40.0	1		11/01/21 14:09		
<b>Chromium, Hexavalent</b>		Analytical Method: SM22 3500-Cr B Pace Analytical Services - Melville						
Chromium, Hexavalent	<0.020	mg/L	0.020	1		10/28/21 20:30	18540-29-9	H1
<b>300.0 IC Anions 28 Days</b>		Analytical Method: EPA 300.0 Pace Analytical Services - Melville						
Sulfate	45.7	mg/L	5.0	1		11/09/21 05:35	14808-79-8	
<b>351.2 Total Kjeldahl Nitrogen</b>		Analytical Method: EPA 351.2 Preparation Method: EPA 351.2 Pace Analytical Services - Melville						
Nitrogen, Kjeldahl, Total	29.0	mg/L	2.0	20	11/09/21 06:45	11/10/21 16:01	7727-37-9	
<b>353.2 Nitrogen, NO2/NO3 pres.</b>		Analytical Method: EPA 353.2 Pace Analytical Services - Melville						
Nitrate-Nitrite (as N)	1.2	mg/L	0.050	1		11/09/21 01:27	7727-37-9	
<b>353.2 Nitrogen, NO2</b>		Analytical Method: EPA 353.2 Pace Analytical Services - Melville						
Nitrite as N	<0.050	mg/L	0.050	1		10/28/21 21:48	14797-65-0	

### REPORT OF LABORATORY ANALYSIS

This report shall not be reproduced, except in full,  
without the written consent of Pace Analytical Services, LLC.

### ANALYTICAL RESULTS

Project: OLD BETHPAGE LANDFILL 10/25

Pace Project No.: 70192284

Parameters	Results	Units	Report Limit	DF	Prepared	Analyzed	CAS No.	Qual
<b>Sample: MW-06C_10/27/2021      Lab ID: 70192284020      Collected: 10/27/21 14:05      Received: 10/28/21 09:32      Matrix: Water</b>								
<b>Phenolics, Total Recoverable</b>	Analytical Method: EPA 420.1    Preparation Method: EPA 420.1 Pace Analytical Services - Melville							
Phenolics, Total Recoverable	<b>&lt;5.0</b>	ug/L	5.0	1	11/04/21 10:08	11/05/21 09:00		
<b>SM 4500 CNE Cyanide, Total</b>	Analytical Method: SM22 4500-CN-E    Preparation Method: SM20/22 4500-CN-C Pace Analytical Services - Melville							
Cyanide	<b>&lt;10.0</b>	ug/L	10.0	1	11/05/21 18:12	11/05/21 21:09	57-12-5	
<b>4500 Chloride</b>	Analytical Method: SM22 4500-Cl-E Pace Analytical Services - Melville							
Chloride	<b>231</b>	mg/L	10.0	5		11/02/21 11:42	16887-00-6	
<b>4500 Ammonia Water</b>	Analytical Method: SM22 4500 NH3 H Pace Analytical Services - Melville							
Nitrogen, Ammonia	<b>27.0</b>	mg/L	2.0	20		11/08/21 13:04	7664-41-7	

### REPORT OF LABORATORY ANALYSIS

This report shall not be reproduced, except in full,  
without the written consent of Pace Analytical Services, LLC.

## ANALYTICAL RESULTS

Project: OLD BETHPAGE LANDFILL 10/25

Pace Project No.: 70192284

Parameters	Results	Units	Report Limit	DF	Prepared	Analyzed	CAS No.	Qual
<b>Sample: MW-06C_10/27/2021 DISS    Lab ID: 70192284021    Collected: 10/27/21 14:05    Received: 10/28/21 09:32    Matrix: Water</b>								
<b>200.7 Metals, Dissolved</b>								
Analytical Method: EPA 200.7 Pace Analytical Services - Melville								
Aluminum, Dissolved	<200	ug/L	200	1		11/10/21 19:58	7429-90-5	
Barium, Dissolved	124J	ug/L	200	1		11/10/21 19:58	7440-39-3	
Calcium, Dissolved	19800	ug/L	1000	1		11/10/21 19:58	7440-70-2	
Chromium, Dissolved	<10.0	ug/L	10.0	1		11/10/21 19:58	7440-47-3	
Copper, Dissolved	<25.0	ug/L	25.0	1		11/10/21 19:58	7440-50-8	
Iron, Dissolved	8030	ug/L	20.0	1		11/10/21 19:58	7439-89-6	
Lead, Dissolved	<5.0	ug/L	5.0	1		11/10/21 19:58	7439-92-1	
Magnesium, Dissolved	10500	ug/L	1000	1		11/10/21 19:58	7439-95-4	
Manganese, Dissolved	246	ug/L	10.0	1		11/10/21 19:58	7439-96-5	
Nickel, Dissolved	12.0J	ug/L	40.0	1		11/10/21 19:58	7440-02-0	
Potassium, Dissolved	31300	ug/L	5000	1		11/10/21 19:58	7440-09-7	
Sodium, Dissolved	149000	ug/L	5000	1		11/10/21 19:58	7440-23-5	
Zinc, Dissolved	9.0J	ug/L	20.0	1		11/10/21 19:58	7440-66-6	
<b>245.1 Mercury, Dissolved</b>								
Analytical Method: EPA 245.1    Preparation Method: EPA 245.1 Pace Analytical Services - Melville								
Mercury, Dissolved	0.14J	ug/L	0.20	1	11/01/21 09:20	11/01/21 13:52	7439-97-6	B
<b>Chromium, Hexavalent</b>								
Analytical Method: SM22 3500-Cr B Pace Analytical Services - Melville								
Chromium, Hexavalent	<0.020	mg/L	0.020	1		10/28/21 20:31	18540-29-9	H1

## REPORT OF LABORATORY ANALYSIS

This report shall not be reproduced, except in full,  
without the written consent of Pace Analytical Services, LLC.

### ANALYTICAL RESULTS

Project: OLD BETHPAGE LANDFILL 10/25  
Pace Project No.: 70192284

Sample: MW-06E_10/27/2021	Lab ID: 70192284022	Collected: 10/27/21 17:00	Received: 10/28/21 09:32	Matrix: Water				
Parameters	Results	Units	Report Limit	DF	Prepared	Analyzed	CAS No.	Qual
<b>200.7 Metals, Total</b>								
Analytical Method: EPA 200.7 Preparation Method: EPA 200.7								
Pace Analytical Services - Melville								
Aluminum	226	ug/L	200	1	11/09/21 16:01	11/10/21 18:34	7429-90-5	
Barium	263	ug/L	200	1	11/09/21 16:01	11/10/21 18:34	7440-39-3	
Calcium	47500	ug/L	200	1	11/09/21 16:01	11/10/21 18:34	7440-70-2	
Chromium	<10.0	ug/L	10.0	1	11/09/21 16:01	11/10/21 18:34	7440-47-3	
Copper	9.1J	ug/L	25.0	1	11/09/21 16:01	11/10/21 18:34	7440-50-8	
Iron	75.2J	ug/L	100	1	11/09/21 16:01	11/10/21 18:34	7439-89-6	
Lead	3.1J	ug/L	5.0	1	11/09/21 16:01	11/10/21 18:34	7439-92-1	
Magnesium	18400	ug/L	200	1	11/09/21 16:01	11/10/21 18:34	7439-95-4	
Manganese	143	ug/L	10.0	1	11/09/21 16:01	11/10/21 18:34	7439-96-5	
Nickel	32.5J	ug/L	40.0	1	11/09/21 16:01	11/10/21 18:34	7440-02-0	
Potassium	10600	ug/L	5000	1	11/09/21 16:01	11/10/21 18:34	7440-09-7	
Sodium	185000	ug/L	5000	1	11/09/21 16:01	11/10/21 18:34	7440-23-5	
Zinc	29.8	ug/L	20.0	1	11/09/21 16:01	11/10/21 18:34	7440-66-6	
<b>2340B Hardness, Total (Calc.)</b>								
Analytical Method: SM22 2340B								
Pace Analytical Services - Melville								
Tot Hardness asCaCO3 (SM 2340B)	194000	ug/L	830	1		11/10/21 18:34		
<b>245.1 Mercury</b>								
Analytical Method: EPA 245.1 Preparation Method: EPA 245.1								
Pace Analytical Services - Melville								
Mercury	0.36	ug/L	0.20	1	11/01/21 09:20	11/01/21 14:01	7439-97-6	B
<b>8260C Volatile Organics</b>								
Analytical Method: EPA 8260C/5030C								
Pace Analytical Services - Melville								
Benzene	<1.0	ug/L	1.0	1		10/31/21 18:26	71-43-2	
Bromodichloromethane	<1.0	ug/L	1.0	1		10/31/21 18:26	75-27-4	
Bromoform	<1.0	ug/L	1.0	1		10/31/21 18:26	75-25-2	
n-Butylbenzene	<1.0	ug/L	1.0	1		10/31/21 18:26	104-51-8	
tert-Butylbenzene	<1.0	ug/L	1.0	1		10/31/21 18:26	98-06-6	
Carbon tetrachloride	<1.0	ug/L	1.0	1		10/31/21 18:26	56-23-5	
Chlorobenzene	<1.0	ug/L	1.0	1		10/31/21 18:26	108-90-7	
Chloroethane	<1.0	ug/L	1.0	1		10/31/21 18:26	75-00-3	
Chloroform	<1.0	ug/L	1.0	1		10/31/21 18:26	67-66-3	
Dibromochloromethane	<1.0	ug/L	1.0	1		10/31/21 18:26	124-48-1	
1,2-Dichlorobenzene	<1.0	ug/L	1.0	1		10/31/21 18:26	95-50-1	
1,3-Dichlorobenzene	<1.0	ug/L	1.0	1		10/31/21 18:26	541-73-1	
1,4-Dichlorobenzene	<1.0	ug/L	1.0	1		10/31/21 18:26	106-46-7	
Dichlorodifluoromethane	<1.0	ug/L	1.0	1		10/31/21 18:26	75-71-8	v3
1,1-Dichloroethane	<1.0	ug/L	1.0	1		10/31/21 18:26	75-34-3	
1,2-Dichloroethane	<1.0	ug/L	1.0	1		10/31/21 18:26	107-06-2	
1,1-Dichloroethene	<1.0	ug/L	1.0	1		10/31/21 18:26	75-35-4	
cis-1,2-Dichloroethene	<1.0	ug/L	1.0	1		10/31/21 18:26	156-59-2	
trans-1,2-Dichloroethene	<1.0	ug/L	1.0	1		10/31/21 18:26	156-60-5	
1,2-Dichloropropane	<1.0	ug/L	1.0	1		10/31/21 18:26	78-87-5	
Ethylbenzene	<1.0	ug/L	1.0	1		10/31/21 18:26	100-41-4	

### REPORT OF LABORATORY ANALYSIS

This report shall not be reproduced, except in full,  
without the written consent of Pace Analytical Services, LLC.

## ANALYTICAL RESULTS

Project: OLD BETHPAGE LANDFILL 10/25

Pace Project No.: 70192284

Sample: MW-06E_10/27/2021	Lab ID: 70192284022	Collected: 10/27/21 17:00	Received: 10/28/21 09:32	Matrix: Water				
Parameters	Results	Units	Report Limit	DF	Prepared	Analyzed	CAS No.	Qual
<b>8260C Volatile Organics</b>								
Analytical Method: EPA 8260C/5030C								
Pace Analytical Services - Melville								
Isopropylbenzene (Cumene)	<1.0	ug/L	1.0	1		10/31/21 18:26	98-82-8	
Methylene Chloride	<1.0	ug/L	1.0	1		10/31/21 18:26	75-09-2	
Tetrachloroethene	<1.0	ug/L	1.0	1		10/31/21 18:26	127-18-4	
Toluene	<1.0	ug/L	1.0	1		10/31/21 18:26	108-88-3	
1,1,1-Trichloroethane	<1.0	ug/L	1.0	1		10/31/21 18:26	71-55-6	
Trichloroethene	<1.0	ug/L	1.0	1		10/31/21 18:26	79-01-6	
Vinyl chloride	<1.0	ug/L	1.0	1		10/31/21 18:26	75-01-4	
Xylene (Total)	<3.0	ug/L	3.0	1		10/31/21 18:26	1330-20-7	
m&p-Xylene	<2.0	ug/L	2.0	1		10/31/21 18:26	179601-23-1	
o-Xylene	<1.0	ug/L	1.0	1		10/31/21 18:26	95-47-6	
<b>Surrogates</b>								
1,2-Dichloroethane-d4 (S)	100	%	81-122	1		10/31/21 18:26	17060-07-0	
4-Bromofluorobenzene (S)	103	%	79-118	1		10/31/21 18:26	460-00-4	
Toluene-d8 (S)	97	%	82-122	1		10/31/21 18:26	2037-26-5	
<b>2320B Alkalinity</b>								
Analytical Method: SM22 2320B								
Pace Analytical Services - Melville								
Alkalinity, Total as CaCO3	<1.0	mg/L	1.0	1		11/10/21 15:28		
Alkalinity,Bicarbonate (CaCO3)	<1.0	mg/L	1.0	1		11/10/21 15:28		
Alkalinity,Carbonate (CaCO3)	<1.0	mg/L	1.0	1		11/10/21 15:28		
<b>2540C Total Dissolved Solids</b>								
Analytical Method: SM22 2540C								
Pace Analytical Services - Melville								
Total Dissolved Solids	860	mg/L	40.0	1		11/01/21 14:19		
<b>Chromium, Hexavalent</b>								
Analytical Method: SM22 3500-Cr B								
Pace Analytical Services - Melville								
Chromium, Hexavalent	<0.020	mg/L	0.020	1		10/28/21 20:31	18540-29-9	H1
<b>300.0 IC Anions 28 Days</b>								
Analytical Method: EPA 300.0								
Pace Analytical Services - Melville								
Sulfate	0.29J	mg/L	5.0	1		11/09/21 05:49	14808-79-8	
<b>351.2 Total Kjeldahl Nitrogen</b>								
Analytical Method: EPA 351.2 Preparation Method: EPA 351.2								
Pace Analytical Services - Melville								
Nitrogen, Kjeldahl, Total	<0.10	mg/L	0.10	1	11/09/21 06:45	11/10/21 15:33	7727-37-9	
<b>353.2 Nitrogen, NO2/NO3 pres.</b>								
Analytical Method: EPA 353.2								
Pace Analytical Services - Melville								
Nitrate-Nitrite (as N)	3.4	mg/L	0.25	5		11/09/21 01:42	7727-37-9	
<b>353.2 Nitrogen, NO2</b>								
Analytical Method: EPA 353.2								
Pace Analytical Services - Melville								
Nitrite as N	<0.050	mg/L	0.050	1		10/28/21 21:49	14797-65-0	

## REPORT OF LABORATORY ANALYSIS

This report shall not be reproduced, except in full,  
without the written consent of Pace Analytical Services, LLC.

### ANALYTICAL RESULTS

Project: OLD BETHPAGE LANDFILL 10/25  
Pace Project No.: 70192284

<b>Sample: MW-06E_10/27/2021</b>		<b>Lab ID: 70192284022</b>		Collected: 10/27/21 17:00	Received: 10/28/21 09:32	Matrix: Water		
Parameters	Results	Units	Report Limit	DF	Prepared	Analyzed	CAS No.	Qual
<b>Phenolics, Total Recoverable</b>		Analytical Method: EPA 420.1 Preparation Method: EPA 420.1 Pace Analytical Services - Melville						
Phenolics, Total Recoverable	<b>&lt;5.0</b>	ug/L	5.0	1	11/08/21 12:00	11/09/21 15:31		
<b>SM 4500 CNE Cyanide, Total</b>		Analytical Method: SM22 4500-CN-E Preparation Method: SM20/22 4500-CN-C Pace Analytical Services - Melville						
Cyanide	<b>7.2J</b>	ug/L	10.0	1	11/05/21 18:12	11/05/21 21:10	57-12-5	
<b>4500 Chloride</b>		Analytical Method: SM22 4500-Cl-E Pace Analytical Services - Melville						
Chloride	<b>461</b>	mg/L	20.0	10		11/02/21 11:43	16887-00-6	
<b>4500 Ammonia Water</b>		Analytical Method: SM22 4500 NH3 H Pace Analytical Services - Melville						
Nitrogen, Ammonia	<b>0.65</b>	mg/L	0.10	1		11/08/21 12:59	7664-41-7	

### REPORT OF LABORATORY ANALYSIS

This report shall not be reproduced, except in full,  
without the written consent of Pace Analytical Services, LLC.

## ANALYTICAL RESULTS

Project: OLD BETHPAGE LANDFILL 10/25

Pace Project No.: 70192284

Parameters	Results	Units	Report Limit	DF	Prepared	Analyzed	CAS No.	Qual
<b>Sample: MW-06E_10/27/2021 DISS      Lab ID: 70192284023      Collected: 10/27/21 17:00      Received: 10/28/21 09:32      Matrix: Water</b>								
<b>200.7 Metals, Dissolved</b>								
Analytical Method: EPA 200.7								
Pace Analytical Services - Melville								
Aluminum, Dissolved	<b>217</b>	ug/L	200	1		11/10/21 20:04	7429-90-5	
Barium, Dissolved	<b>252</b>	ug/L	200	1		11/10/21 20:04	7440-39-3	
Calcium, Dissolved	<b>45500</b>	ug/L	1000	1		11/10/21 20:04	7440-70-2	
Chromium, Dissolved	<b>&lt;10.0</b>	ug/L	10.0	1		11/10/21 20:04	7440-47-3	
Copper, Dissolved	<b>8.0J</b>	ug/L	25.0	1		11/10/21 20:04	7440-50-8	
Iron, Dissolved	<b>47.4</b>	ug/L	20.0	1		11/10/21 20:04	7439-89-6	
Lead, Dissolved	<b>&lt;5.0</b>	ug/L	5.0	1		11/10/21 20:04	7439-92-1	
Magnesium, Dissolved	<b>17500</b>	ug/L	1000	1		11/10/21 20:04	7439-95-4	
Manganese, Dissolved	<b>133</b>	ug/L	10.0	1		11/10/21 20:04	7439-96-5	
Nickel, Dissolved	<b>31.4J</b>	ug/L	40.0	1		11/10/21 20:04	7440-02-0	
Potassium, Dissolved	<b>10600</b>	ug/L	5000	1		11/10/21 20:04	7440-09-7	
Sodium, Dissolved	<b>178000</b>	ug/L	5000	1		11/10/21 20:04	7440-23-5	
Zinc, Dissolved	<b>27.4</b>	ug/L	20.0	1		11/10/21 20:04	7440-66-6	
<b>245.1 Mercury, Dissolved</b>								
Analytical Method: EPA 245.1      Preparation Method: EPA 245.1								
Pace Analytical Services - Melville								
Mercury, Dissolved	<b>0.15J</b>	ug/L	0.20	1	11/01/21 09:20	11/01/21 13:53	7439-97-6	B
<b>Chromium, Hexavalent</b>								
Analytical Method: SM22 3500-Cr B								
Pace Analytical Services - Melville								
Chromium, Hexavalent	<b>&lt;0.020</b>	mg/L	0.020	1		10/28/21 20:31	18540-29-9	H1

## REPORT OF LABORATORY ANALYSIS

This report shall not be reproduced, except in full,  
without the written consent of Pace Analytical Services, LLC.

### ANALYTICAL RESULTS

Project: OLD BETHPAGE LANDFILL 10/25

Pace Project No.: 70192284

Sample: TRIP BLANK_10/28/2021	Lab ID: 70192284024	Collected: 10/28/21 00:00	Received: 10/29/21 10:33	Matrix: Water				
Parameters	Results	Units	Report Limit	DF	Prepared	Analyzed	CAS No.	Qual
<b>8260C Volatile Organics</b>		Analytical Method: EPA 8260C/5030C Pace Analytical Services - Melville						
Benzene	<1.0	ug/L	1.0	1		10/31/21 14:15	71-43-2	
Bromodichloromethane	<1.0	ug/L	1.0	1		10/31/21 14:15	75-27-4	
Bromoform	<1.0	ug/L	1.0	1		10/31/21 14:15	75-25-2	
n-Butylbenzene	<1.0	ug/L	1.0	1		10/31/21 14:15	104-51-8	
tert-Butylbenzene	<1.0	ug/L	1.0	1		10/31/21 14:15	98-06-6	
Carbon tetrachloride	<1.0	ug/L	1.0	1		10/31/21 14:15	56-23-5	
Chlorobenzene	<1.0	ug/L	1.0	1		10/31/21 14:15	108-90-7	
Chloroethane	<1.0	ug/L	1.0	1		10/31/21 14:15	75-00-3	
Chloroform	<1.0	ug/L	1.0	1		10/31/21 14:15	67-66-3	
Dibromochloromethane	<1.0	ug/L	1.0	1		10/31/21 14:15	124-48-1	
1,2-Dichlorobenzene	<1.0	ug/L	1.0	1		10/31/21 14:15	95-50-1	
1,3-Dichlorobenzene	<1.0	ug/L	1.0	1		10/31/21 14:15	541-73-1	
1,4-Dichlorobenzene	<1.0	ug/L	1.0	1		10/31/21 14:15	106-46-7	
Dichlorodifluoromethane	<1.0	ug/L	1.0	1		10/31/21 14:15	75-71-8	v3
1,1-Dichloroethane	<1.0	ug/L	1.0	1		10/31/21 14:15	75-34-3	
1,2-Dichloroethane	<1.0	ug/L	1.0	1		10/31/21 14:15	107-06-2	
1,1-Dichloroethene	<1.0	ug/L	1.0	1		10/31/21 14:15	75-35-4	
cis-1,2-Dichloroethene	<1.0	ug/L	1.0	1		10/31/21 14:15	156-59-2	
trans-1,2-Dichloroethene	<1.0	ug/L	1.0	1		10/31/21 14:15	156-60-5	
1,2-Dichloropropane	<1.0	ug/L	1.0	1		10/31/21 14:15	78-87-5	
Ethylbenzene	<1.0	ug/L	1.0	1		10/31/21 14:15	100-41-4	
Isopropylbenzene (Cumene)	<1.0	ug/L	1.0	1		10/31/21 14:15	98-82-8	
Methylene Chloride	<1.0	ug/L	1.0	1		10/31/21 14:15	75-09-2	
Tetrachloroethene	<1.0	ug/L	1.0	1		10/31/21 14:15	127-18-4	
Toluene	<1.0	ug/L	1.0	1		10/31/21 14:15	108-88-3	
1,1,1-Trichloroethane	<1.0	ug/L	1.0	1		10/31/21 14:15	71-55-6	
Trichloroethene	<1.0	ug/L	1.0	1		10/31/21 14:15	79-01-6	
Vinyl chloride	<1.0	ug/L	1.0	1		10/31/21 14:15	75-01-4	
Xylene (Total)	<3.0	ug/L	3.0	1		10/31/21 14:15	1330-20-7	
m&p-Xylene	<2.0	ug/L	2.0	1		10/31/21 14:15	179601-23-1	
o-Xylene	<1.0	ug/L	1.0	1		10/31/21 14:15	95-47-6	
<b>Surrogates</b>								
1,2-Dichloroethane-d4 (S)	98	%	81-122	1		10/31/21 14:15	17060-07-0	
4-Bromofluorobenzene (S)	101	%	79-118	1		10/31/21 14:15	460-00-4	
Toluene-d8 (S)	98	%	82-122	1		10/31/21 14:15	2037-26-5	

### REPORT OF LABORATORY ANALYSIS

This report shall not be reproduced, except in full,  
without the written consent of Pace Analytical Services, LLC.

### ANALYTICAL RESULTS

Project: OLD BETHPAGE LANDFILL 10/25

Pace Project No.: 70192284

Sample: MW-06B_10/28/2021	Lab ID: 70192284025	Collected: 10/28/21 15:30	Received: 10/29/21 10:33	Matrix: Water				
Parameters	Results	Units	Report Limit	DF	Prepared	Analyzed	CAS No.	Qual
<b>200.7 Metals, Total</b>								
Analytical Method: EPA 200.7 Preparation Method: EPA 200.7								
Pace Analytical Services - Melville								
Aluminum	<200	ug/L	200	1	11/09/21 16:01	11/10/21 18:55	7429-90-5	
Barium	35.8J	ug/L	200	1	11/09/21 16:01	11/10/21 18:55	7440-39-3	
Calcium	12400	ug/L	200	1	11/09/21 16:01	11/10/21 18:55	7440-70-2	
Chromium	3.9J	ug/L	10.0	1	11/09/21 16:01	11/10/21 18:55	7440-47-3	
Copper	<25.0	ug/L	25.0	1	11/09/21 16:01	11/10/21 18:55	7440-50-8	
Iron	7090	ug/L	100	1	11/09/21 16:01	11/10/21 18:55	7439-89-6	
Lead	2.6J	ug/L	5.0	1	11/09/21 16:01	11/10/21 18:55	7439-92-1	
Magnesium	11500	ug/L	200	1	11/09/21 16:01	11/10/21 18:55	7439-95-4	
Manganese	24.7	ug/L	10.0	1	11/09/21 16:01	11/10/21 18:55	7439-96-5	
Nickel	12.0J	ug/L	40.0	1	11/09/21 16:01	11/10/21 18:55	7440-02-0	
Potassium	92100	ug/L	5000	1	11/09/21 16:01	11/10/21 18:55	7440-09-7	
Sodium	219000	ug/L	5000	1	11/09/21 16:01	11/10/21 18:55	7440-23-5	
Zinc	<20.0	ug/L	20.0	1	11/09/21 16:01	11/10/21 18:55	7440-66-6	
<b>2340B Hardness, Total (Calc.)</b>								
Analytical Method: SM22 2340B								
Pace Analytical Services - Melville								
Tot Hardness asCaCO3 (SM 2340B)	78300	ug/L	830	1		11/10/21 18:55		
<b>245.1 Mercury</b>								
Analytical Method: EPA 245.1 Preparation Method: EPA 245.1								
Pace Analytical Services - Melville								
Mercury	<0.20	ug/L	0.20	1	11/03/21 11:50	11/03/21 15:16	7439-97-6	
<b>8260C Volatile Organics</b>								
Analytical Method: EPA 8260C/5030C								
Pace Analytical Services - Melville								
Benzene	1.5	ug/L	1.0	1		10/31/21 19:05	71-43-2	
Bromodichloromethane	<1.0	ug/L	1.0	1		10/31/21 19:05	75-27-4	
Bromoform	<1.0	ug/L	1.0	1		10/31/21 19:05	75-25-2	
n-Butylbenzene	<1.0	ug/L	1.0	1		10/31/21 19:05	104-51-8	
tert-Butylbenzene	<1.0	ug/L	1.0	1		10/31/21 19:05	98-06-6	
Carbon tetrachloride	<1.0	ug/L	1.0	1		10/31/21 19:05	56-23-5	
Chlorobenzene	4.7	ug/L	1.0	1		10/31/21 19:05	108-90-7	
Chloroethane	<1.0	ug/L	1.0	1		10/31/21 19:05	75-00-3	
Chloroform	<1.0	ug/L	1.0	1		10/31/21 19:05	67-66-3	
Dibromochloromethane	<1.0	ug/L	1.0	1		10/31/21 19:05	124-48-1	
1,2-Dichlorobenzene	<1.0	ug/L	1.0	1		10/31/21 19:05	95-50-1	
1,3-Dichlorobenzene	<1.0	ug/L	1.0	1		10/31/21 19:05	541-73-1	
1,4-Dichlorobenzene	2.4	ug/L	1.0	1		10/31/21 19:05	106-46-7	
Dichlorodifluoromethane	<1.0	ug/L	1.0	1		10/31/21 19:05	75-71-8	v3
1,1-Dichloroethane	<1.0	ug/L	1.0	1		10/31/21 19:05	75-34-3	
1,2-Dichloroethane	<1.0	ug/L	1.0	1		10/31/21 19:05	107-06-2	
1,1-Dichloroethene	<1.0	ug/L	1.0	1		10/31/21 19:05	75-35-4	
cis-1,2-Dichloroethene	<1.0	ug/L	1.0	1		10/31/21 19:05	156-59-2	
trans-1,2-Dichloroethene	<1.0	ug/L	1.0	1		10/31/21 19:05	156-60-5	
1,2-Dichloropropane	<1.0	ug/L	1.0	1		10/31/21 19:05	78-87-5	
Ethylbenzene	<1.0	ug/L	1.0	1		10/31/21 19:05	100-41-4	

### REPORT OF LABORATORY ANALYSIS

This report shall not be reproduced, except in full,  
without the written consent of Pace Analytical Services, LLC.

## ANALYTICAL RESULTS

Project: OLD BETHPAGE LANDFILL 10/25  
Pace Project No.: 70192284

Sample: MW-06B_10/28/2021	Lab ID: 70192284025	Collected: 10/28/21 15:30	Received: 10/29/21 10:33	Matrix: Water				
Parameters	Results	Units	Report Limit	DF	Prepared	Analyzed	CAS No.	Qual
<b>8260C Volatile Organics</b>		Analytical Method: EPA 8260C/5030C Pace Analytical Services - Melville						
Isopropylbenzene (Cumene)	2.1	ug/L	1.0	1		10/31/21 19:05	98-82-8	
Methylene Chloride	<1.0	ug/L	1.0	1		10/31/21 19:05	75-09-2	
Tetrachloroethene	<1.0	ug/L	1.0	1		10/31/21 19:05	127-18-4	
Toluene	<1.0	ug/L	1.0	1		10/31/21 19:05	108-88-3	
1,1,1-Trichloroethane	<1.0	ug/L	1.0	1		10/31/21 19:05	71-55-6	
Trichloroethene	<1.0	ug/L	1.0	1		10/31/21 19:05	79-01-6	
Vinyl chloride	<1.0	ug/L	1.0	1		10/31/21 19:05	75-01-4	
Xylene (Total)	<3.0	ug/L	3.0	1		10/31/21 19:05	1330-20-7	
m&p-Xylene	<2.0	ug/L	2.0	1		10/31/21 19:05	179601-23-1	
o-Xylene	<1.0	ug/L	1.0	1		10/31/21 19:05	95-47-6	
<b>Surrogates</b>								
1,2-Dichloroethane-d4 (S)	101	%	81-122	1		10/31/21 19:05	17060-07-0	
4-Bromofluorobenzene (S)	100	%	79-118	1		10/31/21 19:05	460-00-4	
Toluene-d8 (S)	96	%	82-122	1		10/31/21 19:05	2037-26-5	
<b>2320B Alkalinity</b>		Analytical Method: SM22 2320B Pace Analytical Services - Melville						
Alkalinity, Total as CaCO3	689	mg/L	1.0	1		11/09/21 18:14		
Alkalinity,Bicarbonate (CaCO3)	689	mg/L	1.0	1		11/09/21 18:14		
Alkalinity,Carbonate (CaCO3)	<1.0	mg/L	1.0	1		11/09/21 18:14		
<b>2540C Total Dissolved Solids</b>		Analytical Method: SM22 2540C Pace Analytical Services - Melville						
Total Dissolved Solids	796	mg/L	40.0	1		11/04/21 15:32		
<b>Chromium, Hexavalent</b>		Analytical Method: SM22 3500-Cr B Pace Analytical Services - Melville						
Chromium, Hexavalent	<0.020	mg/L	0.020	1		10/29/21 22:09	18540-29-9	H1,M1
<b>300.0 IC Anions 28 Days</b>		Analytical Method: EPA 300.0 Pace Analytical Services - Melville						
Sulfate	0.15J	mg/L	5.0	1		11/09/21 19:31	14808-79-8	
<b>351.2 Total Kjeldahl Nitrogen</b>		Analytical Method: EPA 351.2 Preparation Method: EPA 351.2 Pace Analytical Services - Melville						
Nitrogen, Kjeldahl, Total	121	mg/L	5.0	50	11/09/21 06:45	11/10/21 16:02	7727-37-9	
<b>353.2 Nitrogen, NO2/NO3 pres.</b>		Analytical Method: EPA 353.2 Pace Analytical Services - Melville						
Nitrate-Nitrite (as N)	0.046J	mg/L	0.050	1		11/09/21 19:08	7727-37-9	
<b>353.2 Nitrogen, NO2</b>		Analytical Method: EPA 353.2 Pace Analytical Services - Melville						
Nitrite as N	<0.050	mg/L	0.050	1		10/29/21 23:21	14797-65-0	

## REPORT OF LABORATORY ANALYSIS

This report shall not be reproduced, except in full,  
without the written consent of Pace Analytical Services, LLC.

### ANALYTICAL RESULTS

Project: OLD BETHPAGE LANDFILL 10/25  
Pace Project No.: 70192284

Parameters	Results	Units	Report Limit	DF	Prepared	Analyzed	CAS No.	Qual
<b>Sample: MW-06B_10/28/2021      Lab ID: 70192284025      Collected: 10/28/21 15:30      Received: 10/29/21 10:33      Matrix: Water</b>								
<b>Phenolics, Total Recoverable</b>	Analytical Method: EPA 420.1    Preparation Method: EPA 420.1 Pace Analytical Services - Melville							
Phenolics, Total Recoverable	<b>&lt;5.0</b>	ug/L	5.0	1	11/08/21 12:00	11/09/21 15:37		
<b>SM 4500 CNE Cyanide, Total</b>	Analytical Method: SM22 4500-CN-E    Preparation Method: SM20/22 4500-CN-C Pace Analytical Services - Melville							
Cyanide	<b>&lt;10.0</b>	ug/L	10.0	1	11/08/21 17:21	11/08/21 19:57	57-12-5	
<b>4500 Chloride</b>	Analytical Method: SM22 4500-Cl-E Pace Analytical Services - Melville							
Chloride	<b>241</b>	mg/L	20.0	10		11/08/21 15:51	16887-00-6	
<b>4500 Ammonia Water</b>	Analytical Method: SM22 4500 NH3 H Pace Analytical Services - Melville							
Nitrogen, Ammonia	<b>110</b>	mg/L	5.0	50		11/09/21 15:13	7664-41-7	

### REPORT OF LABORATORY ANALYSIS

This report shall not be reproduced, except in full,  
without the written consent of Pace Analytical Services, LLC.

### ANALYTICAL RESULTS

Project: OLD BETHPAGE LANDFILL 10/25

Pace Project No.: 70192284

Parameters	Results	Units	Report Limit	DF	Prepared	Analyzed	CAS No.	Qual
<b>Sample: MW-06B_10/28/2021 DISS    Lab ID: 70192284026    Collected: 10/28/21 15:50    Received: 10/29/21 10:33    Matrix: Water</b>								
<b>200.7 Metals, Dissolved</b>								
Analytical Method: EPA 200.7 Pace Analytical Services - Melville								
Aluminum, Dissolved	<200	ug/L	200	1		11/10/21 20:11	7429-90-5	
Barium, Dissolved	35.2J	ug/L	200	1		11/10/21 20:11	7440-39-3	
Calcium, Dissolved	12400	ug/L	1000	1		11/10/21 20:11	7440-70-2	
Chromium, Dissolved	1.6J	ug/L	10.0	1		11/10/21 20:11	7440-47-3	
Copper, Dissolved	<25.0	ug/L	25.0	1		11/10/21 20:11	7440-50-8	
Iron, Dissolved	6870	ug/L	20.0	1		11/10/21 20:11	7439-89-6	
Lead, Dissolved	<5.0	ug/L	5.0	1		11/10/21 20:11	7439-92-1	
Magnesium, Dissolved	11400	ug/L	1000	1		11/10/21 20:11	7439-95-4	
Manganese, Dissolved	25.9	ug/L	10.0	1		11/10/21 20:11	7439-96-5	
Nickel, Dissolved	12.7J	ug/L	40.0	1		11/10/21 20:11	7440-02-0	
Potassium, Dissolved	92500	ug/L	5000	1		11/10/21 20:11	7440-09-7	
Sodium, Dissolved	215000	ug/L	5000	1		11/10/21 20:11	7440-23-5	
Zinc, Dissolved	5.1J	ug/L	20.0	1		11/10/21 20:11	7440-66-6	
<b>245.1 Mercury, Dissolved</b>								
Analytical Method: EPA 245.1    Preparation Method: EPA 245.1 Pace Analytical Services - Melville								
Mercury, Dissolved	<0.20	ug/L	0.20	1	11/03/21 11:50	11/03/21 16:02	7439-97-6	
<b>Chromium, Hexavalent</b>								
Analytical Method: SM22 3500-Cr B Pace Analytical Services - Melville								
Chromium, Hexavalent	<0.020	mg/L	0.020	1		10/29/21 12:17	18540-29-9	

### REPORT OF LABORATORY ANALYSIS

This report shall not be reproduced, except in full,  
without the written consent of Pace Analytical Services, LLC.

### ANALYTICAL RESULTS

Project: OLD BETHPAGE LANDFILL 10/25  
Pace Project No.: 70192284

Sample: MW-06A_10/28/2021	Lab ID: 70192284027	Collected: 10/28/21 17:20	Received: 10/29/21 10:33	Matrix: Water				
Parameters	Results	Units	Report Limit	DF	Prepared	Analyzed	CAS No.	Qual
<b>200.7 Metals, Total</b>								
Analytical Method: EPA 200.7 Preparation Method: EPA 200.7								
Pace Analytical Services - Melville								
Aluminum	<200	ug/L	200	1	11/09/21 16:01	11/10/21 18:57	7429-90-5	
Barium	17.5J	ug/L	200	1	11/09/21 16:01	11/10/21 18:57	7440-39-3	
Calcium	1170	ug/L	200	1	11/09/21 16:01	11/10/21 18:57	7440-70-2	
Chromium	1.2J	ug/L	10.0	1	11/09/21 16:01	11/10/21 18:57	7440-47-3	
Copper	<25.0	ug/L	25.0	1	11/09/21 16:01	11/10/21 18:57	7440-50-8	
Iron	174	ug/L	100	1	11/09/21 16:01	11/10/21 18:57	7439-89-6	
Lead	<5.0	ug/L	5.0	1	11/09/21 16:01	11/10/21 18:57	7439-92-1	
Magnesium	1150	ug/L	200	1	11/09/21 16:01	11/10/21 18:57	7439-95-4	
Manganese	8.2J	ug/L	10.0	1	11/09/21 16:01	11/10/21 18:57	7439-96-5	
Nickel	5.6J	ug/L	40.0	1	11/09/21 16:01	11/10/21 18:57	7440-02-0	
Potassium	1570J	ug/L	5000	1	11/09/21 16:01	11/10/21 18:57	7440-09-7	
Sodium	6420	ug/L	5000	1	11/09/21 16:01	11/10/21 18:57	7440-23-5	
Zinc	<20.0	ug/L	20.0	1	11/09/21 16:01	11/10/21 18:57	7440-66-6	
<b>2340B Hardness, Total (Calc.)</b>								
Analytical Method: SM22 2340B								
Pace Analytical Services - Melville								
Tot Hardness asCaCO3 (SM 2340B)	7660	ug/L	830	1		11/10/21 18:57		
<b>245.1 Mercury</b>								
Analytical Method: EPA 245.1 Preparation Method: EPA 245.1								
Pace Analytical Services - Melville								
Mercury	<0.20	ug/L	0.20	1	11/03/21 11:50	11/03/21 15:17	7439-97-6	
<b>8260C Volatile Organics</b>								
Analytical Method: EPA 8260C/5030C								
Pace Analytical Services - Melville								
Benzene	<1.0	ug/L	1.0	1		10/31/21 19:24	71-43-2	
Bromodichloromethane	<1.0	ug/L	1.0	1		10/31/21 19:24	75-27-4	
Bromoform	<1.0	ug/L	1.0	1		10/31/21 19:24	75-25-2	
n-Butylbenzene	<1.0	ug/L	1.0	1		10/31/21 19:24	104-51-8	
tert-Butylbenzene	<1.0	ug/L	1.0	1		10/31/21 19:24	98-06-6	
Carbon tetrachloride	<1.0	ug/L	1.0	1		10/31/21 19:24	56-23-5	
Chlorobenzene	<1.0	ug/L	1.0	1		10/31/21 19:24	108-90-7	
Chloroethane	<1.0	ug/L	1.0	1		10/31/21 19:24	75-00-3	
Chloroform	<1.0	ug/L	1.0	1		10/31/21 19:24	67-66-3	
Dibromochloromethane	<1.0	ug/L	1.0	1		10/31/21 19:24	124-48-1	
1,2-Dichlorobenzene	<1.0	ug/L	1.0	1		10/31/21 19:24	95-50-1	
1,3-Dichlorobenzene	<1.0	ug/L	1.0	1		10/31/21 19:24	541-73-1	
1,4-Dichlorobenzene	<1.0	ug/L	1.0	1		10/31/21 19:24	106-46-7	
Dichlorodifluoromethane	<1.0	ug/L	1.0	1		10/31/21 19:24	75-71-8	v3
1,1-Dichloroethane	<1.0	ug/L	1.0	1		10/31/21 19:24	75-34-3	
1,2-Dichloroethane	<1.0	ug/L	1.0	1		10/31/21 19:24	107-06-2	
1,1-Dichloroethene	<1.0	ug/L	1.0	1		10/31/21 19:24	75-35-4	
cis-1,2-Dichloroethene	<1.0	ug/L	1.0	1		10/31/21 19:24	156-59-2	
trans-1,2-Dichloroethene	<1.0	ug/L	1.0	1		10/31/21 19:24	156-60-5	
1,2-Dichloropropane	<1.0	ug/L	1.0	1		10/31/21 19:24	78-87-5	
Ethylbenzene	<1.0	ug/L	1.0	1		10/31/21 19:24	100-41-4	

### REPORT OF LABORATORY ANALYSIS

This report shall not be reproduced, except in full,  
without the written consent of Pace Analytical Services, LLC.

## ANALYTICAL RESULTS

Project: OLD BETHPAGE LANDFILL 10/25  
Pace Project No.: 70192284

Sample: MW-06A_10/28/2021	Lab ID: 70192284027	Collected: 10/28/21 17:20	Received: 10/29/21 10:33	Matrix: Water				
Parameters	Results	Units	Report Limit	DF	Prepared	Analyzed	CAS No.	Qual
<b>8260C Volatile Organics</b>								
Analytical Method: EPA 8260C/5030C								
Pace Analytical Services - Melville								
Isopropylbenzene (Cumene)	<1.0	ug/L	1.0	1		10/31/21 19:24	98-82-8	
Methylene Chloride	<1.0	ug/L	1.0	1		10/31/21 19:24	75-09-2	
Tetrachloroethene	<1.0	ug/L	1.0	1		10/31/21 19:24	127-18-4	
Toluene	<1.0	ug/L	1.0	1		10/31/21 19:24	108-88-3	
1,1,1-Trichloroethane	<1.0	ug/L	1.0	1		10/31/21 19:24	71-55-6	
Trichloroethene	<1.0	ug/L	1.0	1		10/31/21 19:24	79-01-6	
Vinyl chloride	<1.0	ug/L	1.0	1		10/31/21 19:24	75-01-4	
Xylene (Total)	<3.0	ug/L	3.0	1		10/31/21 19:24	1330-20-7	
m&p-Xylene	<2.0	ug/L	2.0	1		10/31/21 19:24	179601-23-1	
o-Xylene	<1.0	ug/L	1.0	1		10/31/21 19:24	95-47-6	
<b>Surrogates</b>								
1,2-Dichloroethane-d4 (S)	99	%	81-122	1		10/31/21 19:24	17060-07-0	
4-Bromofluorobenzene (S)	101	%	79-118	1		10/31/21 19:24	460-00-4	
Toluene-d8 (S)	96	%	82-122	1		10/31/21 19:24	2037-26-5	
<b>2320B Alkalinity</b>								
Analytical Method: SM22 2320B								
Pace Analytical Services - Melville								
Alkalinity, Total as CaCO3	4.2	mg/L	1.0	1		11/09/21 18:19		
Alkalinity,Bicarbonate (CaCO3)	4.2	mg/L	1.0	1		11/09/21 18:19		
Alkalinity,Carbonate (CaCO3)	<1.0	mg/L	1.0	1		11/09/21 18:19		
<b>2540C Total Dissolved Solids</b>								
Analytical Method: SM22 2540C								
Pace Analytical Services - Melville								
Total Dissolved Solids	22.0	mg/L	10.0	1		11/04/21 15:44		
<b>Chromium, Hexavalent</b>								
Analytical Method: SM22 3500-Cr B								
Pace Analytical Services - Melville								
Chromium, Hexavalent	<0.020	mg/L	0.020	1		10/29/21 22:12	18540-29-9	H1
<b>300.0 IC Anions 28 Days</b>								
Analytical Method: EPA 300.0								
Pace Analytical Services - Melville								
Sulfate	6.7	mg/L	5.0	1		11/09/21 19:45	14808-79-8	
<b>351.2 Total Kjeldahl Nitrogen</b>								
Analytical Method: EPA 351.2 Preparation Method: EPA 351.2								
Pace Analytical Services - Melville								
Nitrogen, Kjeldahl, Total	1.0	mg/L	0.10	1	11/09/21 06:45	11/10/21 15:34	7727-37-9	D6
<b>353.2 Nitrogen, NO2/NO3 pres.</b>								
Analytical Method: EPA 353.2								
Pace Analytical Services - Melville								
Nitrate-Nitrite (as N)	0.24	mg/L	0.050	1		11/09/21 19:09	7727-37-9	
<b>353.2 Nitrogen, NO2</b>								
Analytical Method: EPA 353.2								
Pace Analytical Services - Melville								
Nitrite as N	<0.050	mg/L	0.050	1		10/29/21 23:23	14797-65-0	

## REPORT OF LABORATORY ANALYSIS

This report shall not be reproduced, except in full,  
without the written consent of Pace Analytical Services, LLC.

### ANALYTICAL RESULTS

Project: OLD BETHPAGE LANDFILL 10/25

Pace Project No.: 70192284

Parameters	Results	Units	Report Limit	DF	Prepared	Analyzed	CAS No.	Qual
<b>Sample: MW-06A_10/28/2021      Lab ID: 70192284027      Collected: 10/28/21 17:20      Received: 10/29/21 10:33      Matrix: Water</b>								
<b>Phenolics, Total Recoverable</b>	Analytical Method: EPA 420.1    Preparation Method: EPA 420.1 Pace Analytical Services - Melville							
Phenolics, Total Recoverable	<b>&lt;5.0</b>	ug/L	5.0	1	11/08/21 12:00	11/09/21 15:38		
<b>SM 4500 CNE Cyanide, Total</b>	Analytical Method: SM22 4500-CN-E    Preparation Method: SM20/22 4500-CN-C Pace Analytical Services - Melville							
Cyanide	<b>&lt;10.0</b>	ug/L	10.0	1	11/08/21 17:21	11/08/21 19:58	57-12-5	
<b>4500 Chloride</b>	Analytical Method: SM22 4500-Cl-E Pace Analytical Services - Melville							
Chloride	<b>8.7</b>	mg/L	2.0	1		11/08/21 15:45	16887-00-6	
<b>4500 Ammonia Water</b>	Analytical Method: SM22 4500 NH3 H Pace Analytical Services - Melville							
Nitrogen, Ammonia	<b>0.92</b>	mg/L	0.10	1		11/09/21 14:57	7664-41-7	

### REPORT OF LABORATORY ANALYSIS

This report shall not be reproduced, except in full,  
without the written consent of Pace Analytical Services, LLC.

### ANALYTICAL RESULTS

Project: OLD BETHPAGE LANDFILL 10/25

Pace Project No.: 70192284

Parameters	Results	Units	Report Limit	DF	Prepared	Analyzed	CAS No.	Qual
<b>Sample: MW-06A_10/28/2021 DISS      Lab ID: 70192284028      Collected: 10/28/21 17:20      Received: 10/29/21 10:33      Matrix: Water</b>								
<b>200.7 Metals, Dissolved</b>								
Analytical Method: EPA 200.7 Pace Analytical Services - Melville								
Aluminum, Dissolved	<200	ug/L	200	1		11/10/21 20:13	7429-90-5	
Barium, Dissolved	15.9J	ug/L	200	1		11/10/21 20:13	7440-39-3	
Calcium, Dissolved	1110	ug/L	1000	1		11/10/21 20:13	7440-70-2	B
Chromium, Dissolved	<10.0	ug/L	10.0	1		11/10/21 20:13	7440-47-3	
Copper, Dissolved	<25.0	ug/L	25.0	1		11/10/21 20:13	7440-50-8	
Iron, Dissolved	105	ug/L	20.0	1		11/10/21 20:13	7439-89-6	
Lead, Dissolved	<5.0	ug/L	5.0	1		11/10/21 20:13	7439-92-1	
Magnesium, Dissolved	1070	ug/L	1000	1		11/10/21 20:13	7439-95-4	
Manganese, Dissolved	7.4J	ug/L	10.0	1		11/10/21 20:13	7439-96-5	
Nickel, Dissolved	5.8J	ug/L	40.0	1		11/10/21 20:13	7440-02-0	
Potassium, Dissolved	1610J	ug/L	5000	1		11/10/21 20:13	7440-09-7	
Sodium, Dissolved	6020	ug/L	5000	1		11/10/21 20:13	7440-23-5	
Zinc, Dissolved	<20.0	ug/L	20.0	1		11/10/21 20:13	7440-66-6	
<b>245.1 Mercury, Dissolved</b>								
Analytical Method: EPA 245.1      Preparation Method: EPA 245.1 Pace Analytical Services - Melville								
Mercury, Dissolved	<0.20	ug/L	0.20	1	11/03/21 11:50	11/03/21 16:05	7439-97-6	
<b>Chromium, Hexavalent</b>								
Analytical Method: SM22 3500-Cr B Pace Analytical Services - Melville								
Chromium, Hexavalent	<0.020	mg/L	0.020	1		10/29/21 12:16	18540-29-9	

### REPORT OF LABORATORY ANALYSIS

This report shall not be reproduced, except in full,  
without the written consent of Pace Analytical Services, LLC.

### ANALYTICAL RESULTS

Project: OLD BETHPAGE LANDFILL 10/25

Pace Project No.: 70192284

Sample: TRIP BLANK_10/29/2021	Lab ID: 70192284029	Collected: 10/29/21 00:00	Received: 10/29/21 16:32	Matrix: Water				
Parameters	Results	Units	Report Limit	DF	Prepared	Analyzed	CAS No.	Qual
<b>8260C Volatile Organics</b>		Analytical Method: EPA 8260C/5030C Pace Analytical Services - Melville						
Benzene	<1.0	ug/L	1.0	1		10/31/21 14:34	71-43-2	
Bromodichloromethane	<1.0	ug/L	1.0	1		10/31/21 14:34	75-27-4	
Bromoform	<1.0	ug/L	1.0	1		10/31/21 14:34	75-25-2	
n-Butylbenzene	<1.0	ug/L	1.0	1		10/31/21 14:34	104-51-8	
tert-Butylbenzene	<1.0	ug/L	1.0	1		10/31/21 14:34	98-06-6	
Carbon tetrachloride	<1.0	ug/L	1.0	1		10/31/21 14:34	56-23-5	
Chlorobenzene	<1.0	ug/L	1.0	1		10/31/21 14:34	108-90-7	
Chloroethane	<1.0	ug/L	1.0	1		10/31/21 14:34	75-00-3	
Chloroform	<1.0	ug/L	1.0	1		10/31/21 14:34	67-66-3	
Dibromochloromethane	<1.0	ug/L	1.0	1		10/31/21 14:34	124-48-1	
1,2-Dichlorobenzene	<1.0	ug/L	1.0	1		10/31/21 14:34	95-50-1	
1,3-Dichlorobenzene	<1.0	ug/L	1.0	1		10/31/21 14:34	541-73-1	
1,4-Dichlorobenzene	<1.0	ug/L	1.0	1		10/31/21 14:34	106-46-7	
Dichlorodifluoromethane	<1.0	ug/L	1.0	1		10/31/21 14:34	75-71-8	v3
1,1-Dichloroethane	<1.0	ug/L	1.0	1		10/31/21 14:34	75-34-3	
1,2-Dichloroethane	<1.0	ug/L	1.0	1		10/31/21 14:34	107-06-2	
1,1-Dichloroethene	<1.0	ug/L	1.0	1		10/31/21 14:34	75-35-4	
cis-1,2-Dichloroethene	<1.0	ug/L	1.0	1		10/31/21 14:34	156-59-2	
trans-1,2-Dichloroethene	<1.0	ug/L	1.0	1		10/31/21 14:34	156-60-5	
1,2-Dichloropropane	<1.0	ug/L	1.0	1		10/31/21 14:34	78-87-5	
Ethylbenzene	<1.0	ug/L	1.0	1		10/31/21 14:34	100-41-4	
Isopropylbenzene (Cumene)	<1.0	ug/L	1.0	1		10/31/21 14:34	98-82-8	
Methylene Chloride	<1.0	ug/L	1.0	1		10/31/21 14:34	75-09-2	
Tetrachloroethene	<1.0	ug/L	1.0	1		10/31/21 14:34	127-18-4	
Toluene	<1.0	ug/L	1.0	1		10/31/21 14:34	108-88-3	
1,1,1-Trichloroethane	<1.0	ug/L	1.0	1		10/31/21 14:34	71-55-6	
Trichloroethene	<1.0	ug/L	1.0	1		10/31/21 14:34	79-01-6	
Vinyl chloride	<1.0	ug/L	1.0	1		10/31/21 14:34	75-01-4	
Xylene (Total)	<3.0	ug/L	3.0	1		10/31/21 14:34	1330-20-7	
m&p-Xylene	<2.0	ug/L	2.0	1		10/31/21 14:34	179601-23-1	
o-Xylene	<1.0	ug/L	1.0	1		10/31/21 14:34	95-47-6	
<b>Surrogates</b>								
1,2-Dichloroethane-d4 (S)	99	%	81-122	1		10/31/21 14:34	17060-07-0	
4-Bromofluorobenzene (S)	101	%	79-118	1		10/31/21 14:34	460-00-4	
Toluene-d8 (S)	101	%	82-122	1		10/31/21 14:34	2037-26-5	

### REPORT OF LABORATORY ANALYSIS

This report shall not be reproduced, except in full,  
without the written consent of Pace Analytical Services, LLC.

### ANALYTICAL RESULTS

Project: OLD BETHPAGE LANDFILL 10/25  
Pace Project No.: 70192284

Sample: LF-2_10/29/2021	Lab ID: 70192284030	Collected: 10/29/21 12:30	Received: 10/29/21 16:32	Matrix: Water				
Parameters	Results	Units	Report Limit	DF	Prepared	Analyzed	CAS No.	Qual
<b>200.7 Metals, Total</b>		Analytical Method: EPA 200.7 Preparation Method: EPA 200.7 Pace Analytical Services - Melville						
Aluminum	<200	ug/L	200	1	11/09/21 16:01	11/10/21 18:59	7429-90-5	
Barium	67.6J	ug/L	200	1	11/09/21 16:01	11/10/21 18:59	7440-39-3	
Calcium	46900	ug/L	200	1	11/09/21 16:01	11/10/21 18:59	7440-70-2	
Chromium	12.9	ug/L	10.0	1	11/09/21 16:01	11/10/21 18:59	7440-47-3	
Copper	<25.0	ug/L	25.0	1	11/09/21 16:01	11/10/21 18:59	7440-50-8	
Iron	11200	ug/L	100	1	11/09/21 16:01	11/10/21 18:59	7439-89-6	
Lead	2.5J	ug/L	5.0	1	11/09/21 16:01	11/10/21 18:59	7439-92-1	
Magnesium	31900	ug/L	200	1	11/09/21 16:01	11/10/21 18:59	7439-95-4	
Manganese	188	ug/L	10.0	1	11/09/21 16:01	11/10/21 18:59	7439-96-5	
Nickel	23.5J	ug/L	40.0	1	11/09/21 16:01	11/10/21 18:59	7440-02-0	
Potassium	183000	ug/L	5000	1	11/09/21 16:01	11/10/21 18:59	7440-09-7	
Sodium	502000	ug/L	5000	1	11/09/21 16:01	11/10/21 18:59	7440-23-5	
Zinc	<20.0	ug/L	20.0	1	11/09/21 16:01	11/10/21 18:59	7440-66-6	
<b>2340B Hardness, Total (Calc.)</b>		Analytical Method: SM22 2340B Pace Analytical Services - Melville						
Tot Hardness asCaCO3 (SM 2340B)	248000	ug/L	830	1		11/10/21 18:59		
<b>245.1 Mercury</b>		Analytical Method: EPA 245.1 Preparation Method: EPA 245.1 Pace Analytical Services - Melville						
Mercury	<0.20	ug/L	0.20	1	11/03/21 11:50	11/03/21 15:18	7439-97-6	
<b>8260C Volatile Organics</b>		Analytical Method: EPA 8260C/5030C Pace Analytical Services - Melville						
Benzene	3.7	ug/L	1.0	1		10/31/21 19:43	71-43-2	
Bromodichloromethane	<1.0	ug/L	1.0	1		10/31/21 19:43	75-27-4	
Bromoform	<1.0	ug/L	1.0	1		10/31/21 19:43	75-25-2	
n-Butylbenzene	<1.0	ug/L	1.0	1		10/31/21 19:43	104-51-8	
tert-Butylbenzene	<1.0	ug/L	1.0	1		10/31/21 19:43	98-06-6	
Carbon tetrachloride	<1.0	ug/L	1.0	1		10/31/21 19:43	56-23-5	
Chlorobenzene	3.2	ug/L	1.0	1		10/31/21 19:43	108-90-7	
Chloroethane	<1.0	ug/L	1.0	1		10/31/21 19:43	75-00-3	
Chloroform	<1.0	ug/L	1.0	1		10/31/21 19:43	67-66-3	
Dibromochloromethane	<1.0	ug/L	1.0	1		10/31/21 19:43	124-48-1	
1,2-Dichlorobenzene	<1.0	ug/L	1.0	1		10/31/21 19:43	95-50-1	
1,3-Dichlorobenzene	<1.0	ug/L	1.0	1		10/31/21 19:43	541-73-1	
1,4-Dichlorobenzene	3.1	ug/L	1.0	1		10/31/21 19:43	106-46-7	
Dichlorodifluoromethane	<1.0	ug/L	1.0	1		10/31/21 19:43	75-71-8	v3
1,1-Dichloroethane	<1.0	ug/L	1.0	1		10/31/21 19:43	75-34-3	
1,2-Dichloroethane	<1.0	ug/L	1.0	1		10/31/21 19:43	107-06-2	
1,1-Dichloroethene	<1.0	ug/L	1.0	1		10/31/21 19:43	75-35-4	
cis-1,2-Dichloroethene	<1.0	ug/L	1.0	1		10/31/21 19:43	156-59-2	
trans-1,2-Dichloroethene	<1.0	ug/L	1.0	1		10/31/21 19:43	156-60-5	
1,2-Dichloropropane	<1.0	ug/L	1.0	1		10/31/21 19:43	78-87-5	
Ethylbenzene	<1.0	ug/L	1.0	1		10/31/21 19:43	100-41-4	

### REPORT OF LABORATORY ANALYSIS

This report shall not be reproduced, except in full,  
without the written consent of Pace Analytical Services, LLC.

### ANALYTICAL RESULTS

Project: OLD BETHPAGE LANDFILL 10/25  
Pace Project No.: 70192284

Sample: LF-2_10/29/2021	Lab ID: 70192284030	Collected: 10/29/21 12:30	Received: 10/29/21 16:32	Matrix: Water				
Parameters	Results	Units	Report Limit	DF	Prepared	Analyzed	CAS No.	Qual
<b>8260C Volatile Organics</b>		Analytical Method: EPA 8260C/5030C Pace Analytical Services - Melville						
Isopropylbenzene (Cumene)	7.8	ug/L	1.0	1		10/31/21 19:43	98-82-8	
Methylene Chloride	<1.0	ug/L	1.0	1		10/31/21 19:43	75-09-2	
Tetrachloroethene	<1.0	ug/L	1.0	1		10/31/21 19:43	127-18-4	
Toluene	<1.0	ug/L	1.0	1		10/31/21 19:43	108-88-3	
1,1,1-Trichloroethane	<1.0	ug/L	1.0	1		10/31/21 19:43	71-55-6	
Trichloroethene	<1.0	ug/L	1.0	1		10/31/21 19:43	79-01-6	
Vinyl chloride	<1.0	ug/L	1.0	1		10/31/21 19:43	75-01-4	
Xylene (Total)	3.2	ug/L	3.0	1		10/31/21 19:43	1330-20-7	
m&p-Xylene	2.1	ug/L	2.0	1		10/31/21 19:43	179601-23-1	
o-Xylene	1.2	ug/L	1.0	1		10/31/21 19:43	95-47-6	
<b>Surrogates</b>								
1,2-Dichloroethane-d4 (S)	97	%	81-122	1		10/31/21 19:43	17060-07-0	
4-Bromofluorobenzene (S)	102	%	79-118	1		10/31/21 19:43	460-00-4	
Toluene-d8 (S)	98	%	82-122	1		10/31/21 19:43	2037-26-5	
<b>2320B Alkalinity</b>		Analytical Method: SM22 2320B Pace Analytical Services - Melville						
Alkalinity, Total as CaCO3	1490	mg/L	5.0	1		11/10/21 11:49		
<b>2540C Total Dissolved Solids</b>		Analytical Method: SM22 2540C Pace Analytical Services - Melville						
Total Dissolved Solids	1610	mg/L	40.0	1		11/04/21 15:45		
<b>Chromium, Hexavalent</b>		Analytical Method: SM22 3500-Cr B Pace Analytical Services - Melville						
Chromium, Hexavalent	<0.020	mg/L	0.020	1		10/29/21 22:12	18540-29-9	
<b>300.0 IC Anions 28 Days</b>		Analytical Method: EPA 300.0 Pace Analytical Services - Melville						
Sulfate	<5.0	mg/L	5.0	1		11/09/21 19:58	14808-79-8	
<b>351.2 Total Kjeldahl Nitrogen</b>		Analytical Method: EPA 351.2 Preparation Method: EPA 351.2 Pace Analytical Services - Melville						
Nitrogen, Kjeldahl, Total	204	mg/L	5.0	50	11/09/21 06:45	11/10/21 16:03	7727-37-9	
<b>353.2 Nitrogen, NO2/NO3 pres.</b>		Analytical Method: EPA 353.2 Pace Analytical Services - Melville						
Nitrate-Nitrite (as N)	<0.050	mg/L	0.050	1		11/09/21 19:17	7727-37-9	
<b>353.2 Nitrogen, NO2</b>		Analytical Method: EPA 353.2 Pace Analytical Services - Melville						
Nitrite as N	<0.050	mg/L	0.050	1		10/30/21 00:16	14797-65-0	

### REPORT OF LABORATORY ANALYSIS

This report shall not be reproduced, except in full,  
without the written consent of Pace Analytical Services, LLC.

## ANALYTICAL RESULTS

Project: OLD BETHPAGE LANDFILL 10/25  
Pace Project No.: 70192284

<b>Sample: LF-2_10/29/2021</b>		<b>Lab ID: 70192284030</b>		Collected: 10/29/21 12:30	Received: 10/29/21 16:32	Matrix: Water		
Parameters	Results	Units	Report Limit	DF	Prepared	Analyzed	CAS No.	Qual
<b>Phenolics, Total Recoverable</b>		Analytical Method: EPA 420.1 Preparation Method: EPA 420.1 Pace Analytical Services - Melville						
Phenolics, Total Recoverable	<b>5.4</b>	ug/L	5.0	1	11/08/21 12:00	11/09/21 15:39		
<b>SM 4500 CNE Cyanide, Total</b>		Analytical Method: SM22 4500-CN-E Preparation Method: SM20/22 4500-CN-C Pace Analytical Services - Melville						
Cyanide	<b>12.8</b>	ug/L	10.0	1	11/08/21 17:21	11/08/21 19:59	57-12-5	
<b>4500 Chloride</b>		Analytical Method: SM22 4500-Cl-E Pace Analytical Services - Melville						
Chloride	<b>459</b>	mg/L	20.0	10		11/08/21 15:51	16887-00-6	
<b>4500 Ammonia Water</b>		Analytical Method: SM22 4500 NH3 H Pace Analytical Services - Melville						
Nitrogen, Ammonia	<b>189</b>	mg/L	5.0	50		11/09/21 15:14	7664-41-7	

## REPORT OF LABORATORY ANALYSIS

This report shall not be reproduced, except in full,  
without the written consent of Pace Analytical Services, LLC.

## ANALYTICAL RESULTS

Project: OLD BETHPAGE LANDFILL 10/25

Pace Project No.: 70192284

Sample: LF-1_10/29/2021	Lab ID: 70192284031	Collected: 10/29/21 16:00	Received: 10/29/21 16:32	Matrix: Water				
Parameters	Results	Units	Report Limit	DF	Prepared	Analyzed	CAS No.	Qual
<b>200.7 Metals, Total</b>		Analytical Method: EPA 200.7 Preparation Method: EPA 200.7 Pace Analytical Services - Melville						
Aluminum	<200	ug/L	200	1	11/09/21 16:01	11/10/21 19:01	7429-90-5	
Barium	83.6J	ug/L	200	1	11/09/21 16:01	11/10/21 19:01	7440-39-3	
Calcium	17400	ug/L	200	1	11/09/21 16:01	11/10/21 19:01	7440-70-2	
Chromium	1.7J	ug/L	10.0	1	11/09/21 16:01	11/10/21 19:01	7440-47-3	
Copper	<25.0	ug/L	25.0	1	11/09/21 16:01	11/10/21 19:01	7440-50-8	
Iron	23100	ug/L	100	1	11/09/21 16:01	11/10/21 19:01	7439-89-6	
Lead	3.3J	ug/L	5.0	1	11/09/21 16:01	11/10/21 19:01	7439-92-1	
Magnesium	13200	ug/L	200	1	11/09/21 16:01	11/10/21 19:01	7439-95-4	
Manganese	3480	ug/L	10.0	1	11/09/21 16:01	11/10/21 19:01	7439-96-5	
Nickel	9.0J	ug/L	40.0	1	11/09/21 16:01	11/10/21 19:01	7440-02-0	
Potassium	11400	ug/L	5000	1	11/09/21 16:01	11/10/21 19:01	7440-09-7	
Sodium	69000	ug/L	5000	1	11/09/21 16:01	11/10/21 19:01	7440-23-5	
Zinc	<20.0	ug/L	20.0	1	11/09/21 16:01	11/10/21 19:01	7440-66-6	
<b>2340B Hardness, Total (Calc.)</b>		Analytical Method: SM22 2340B Pace Analytical Services - Melville						
Tot Hardness asCaCO3 (SM 2340B)	97800	ug/L	830	1		11/10/21 19:01		
<b>245.1 Mercury</b>		Analytical Method: EPA 245.1 Preparation Method: EPA 245.1 Pace Analytical Services - Melville						
Mercury	<0.20	ug/L	0.20	1	11/03/21 11:50	11/03/21 15:19	7439-97-6	
<b>8260C Volatile Organics</b>		Analytical Method: EPA 8260C/5030C Pace Analytical Services - Melville						
Benzene	<1.0	ug/L	1.0	1		10/31/21 20:03	71-43-2	
Bromodichloromethane	<1.0	ug/L	1.0	1		10/31/21 20:03	75-27-4	
Bromoform	<1.0	ug/L	1.0	1		10/31/21 20:03	75-25-2	
n-Butylbenzene	<1.0	ug/L	1.0	1		10/31/21 20:03	104-51-8	
tert-Butylbenzene	<1.0	ug/L	1.0	1		10/31/21 20:03	98-06-6	
Carbon tetrachloride	<1.0	ug/L	1.0	1		10/31/21 20:03	56-23-5	
Chlorobenzene	<1.0	ug/L	1.0	1		10/31/21 20:03	108-90-7	
Chloroethane	<1.0	ug/L	1.0	1		10/31/21 20:03	75-00-3	
Chloroform	<1.0	ug/L	1.0	1		10/31/21 20:03	67-66-3	
Dibromochloromethane	<1.0	ug/L	1.0	1		10/31/21 20:03	124-48-1	
1,2-Dichlorobenzene	<1.0	ug/L	1.0	1		10/31/21 20:03	95-50-1	
1,3-Dichlorobenzene	<1.0	ug/L	1.0	1		10/31/21 20:03	541-73-1	
1,4-Dichlorobenzene	<1.0	ug/L	1.0	1		10/31/21 20:03	106-46-7	
Dichlorodifluoromethane	<1.0	ug/L	1.0	1		10/31/21 20:03	75-71-8	v3
1,1-Dichloroethane	<1.0	ug/L	1.0	1		10/31/21 20:03	75-34-3	
1,2-Dichloroethane	<1.0	ug/L	1.0	1		10/31/21 20:03	107-06-2	
1,1-Dichloroethene	0.66J	ug/L	1.0	1		10/31/21 20:03	75-35-4	v1
cis-1,2-Dichloroethene	2.9	ug/L	1.0	1		10/31/21 20:03	156-59-2	
trans-1,2-Dichloroethene	<1.0	ug/L	1.0	1		10/31/21 20:03	156-60-5	
1,2-Dichloropropane	<1.0	ug/L	1.0	1		10/31/21 20:03	78-87-5	
Ethylbenzene	<1.0	ug/L	1.0	1		10/31/21 20:03	100-41-4	

### REPORT OF LABORATORY ANALYSIS

This report shall not be reproduced, except in full,  
without the written consent of Pace Analytical Services, LLC.

## ANALYTICAL RESULTS

Project: OLD BETHPAGE LANDFILL 10/25

Pace Project No.: 70192284

Sample: LF-1_10/29/2021	Lab ID: 70192284031	Collected: 10/29/21 16:00	Received: 10/29/21 16:32	Matrix: Water				
Parameters	Results	Units	Report Limit	DF	Prepared	Analyzed	CAS No.	Qual
<b>8260C Volatile Organics</b>		Analytical Method: EPA 8260C/5030C Pace Analytical Services - Melville						
Isopropylbenzene (Cumene)	<1.0	ug/L	1.0	1		10/31/21 20:03	98-82-8	
Methylene Chloride	<1.0	ug/L	1.0	1		10/31/21 20:03	75-09-2	
Tetrachloroethene	<1.0	ug/L	1.0	1		10/31/21 20:03	127-18-4	
Toluene	<1.0	ug/L	1.0	1		10/31/21 20:03	108-88-3	
1,1,1-Trichloroethane	<1.0	ug/L	1.0	1		10/31/21 20:03	71-55-6	
Trichloroethene	14.9	ug/L	1.0	1		10/31/21 20:03	79-01-6	
Vinyl chloride	<1.0	ug/L	1.0	1		10/31/21 20:03	75-01-4	
Xylene (Total)	<3.0	ug/L	3.0	1		10/31/21 20:03	1330-20-7	
m&p-Xylene	<2.0	ug/L	2.0	1		10/31/21 20:03	179601-23-1	
o-Xylene	<1.0	ug/L	1.0	1		10/31/21 20:03	95-47-6	
<b>Surrogates</b>								
1,2-Dichloroethane-d4 (S)	98	%	81-122	1		10/31/21 20:03	17060-07-0	
4-Bromofluorobenzene (S)	102	%	79-118	1		10/31/21 20:03	460-00-4	
Toluene-d8 (S)	97	%	82-122	1		10/31/21 20:03	2037-26-5	
<b>2320B Alkalinity</b>		Analytical Method: SM22 2320B Pace Analytical Services - Melville						
Alkalinity, Total as CaCO3	85.6	mg/L	1.0	1		11/09/21 19:10		
Alkalinity,Bicarbonate (CaCO3)	85.6	mg/L	1.0	1		11/09/21 19:10		
Alkalinity,Carbonate (CaCO3)	<1.0	mg/L	1.0	1		11/09/21 19:10		
<b>2540C Total Dissolved Solids</b>		Analytical Method: SM22 2540C Pace Analytical Services - Melville						
Total Dissolved Solids	284	mg/L	20.0	1		11/04/21 15:45		
<b>Chromium, Hexavalent</b>		Analytical Method: SM22 3500-Cr B Pace Analytical Services - Melville						
Chromium, Hexavalent	<0.020	mg/L	0.020	1		10/29/21 22:14	18540-29-9	
<b>300.0 IC Anions 28 Days</b>		Analytical Method: EPA 300.0 Pace Analytical Services - Melville						
Sulfate	32.7	mg/L	5.0	1		11/09/21 20:39	14808-79-8	
<b>351.2 Total Kjeldahl Nitrogen</b>		Analytical Method: EPA 351.2 Preparation Method: EPA 351.2 Pace Analytical Services - Melville						
Nitrogen, Kjeldahl, Total	4.2	mg/L	0.10	1	11/09/21 06:45	11/10/21 15:40	7727-37-9	
<b>353.2 Nitrogen, NO2/NO3 pres.</b>		Analytical Method: EPA 353.2 Pace Analytical Services - Melville						
Nitrate-Nitrite (as N)	<0.050	mg/L	0.050	1		11/13/21 15:46	7727-37-9	
<b>353.2 Nitrogen, NO2</b>		Analytical Method: EPA 353.2 Pace Analytical Services - Melville						
Nitrite as N	0.029J	mg/L	0.050	1		10/30/21 00:34	14797-65-0	

## REPORT OF LABORATORY ANALYSIS

This report shall not be reproduced, except in full,  
without the written consent of Pace Analytical Services, LLC.

### ANALYTICAL RESULTS

Project: OLD BETHPAGE LANDFILL 10/25  
Pace Project No.: 70192284

Sample: LF-1_10/29/2021	Lab ID: 70192284031	Collected: 10/29/21 16:00	Received: 10/29/21 16:32	Matrix: Water				
Parameters	Results	Units	Report Limit	DF	Prepared	Analyzed	CAS No.	Qual
<b>Phenolics, Total Recoverable</b>	Analytical Method: EPA 420.1 Preparation Method: EPA 420.1 Pace Analytical Services - Melville							
Phenolics, Total Recoverable	<b>&lt;5.0</b>	ug/L	5.0	1	11/08/21 12:00	11/09/21 15:39		
<b>SM 4500 CNE Cyanide, Total</b>	Analytical Method: SM22 4500-CN-E Preparation Method: SM20/22 4500-CN-C Pace Analytical Services - Melville							
Cyanide	<b>8.5J</b>	ug/L	10.0	1	11/08/21 17:21	11/08/21 20:02	57-12-5	
<b>4500 Chloride</b>	Analytical Method: SM22 4500-Cl-E Pace Analytical Services - Melville							
Chloride	<b>109</b>	mg/L	20.0	10		11/08/21 15:52	16887-00-6	
<b>4500 Ammonia Water</b>	Analytical Method: SM22 4500 NH3 H Pace Analytical Services - Melville							
Nitrogen, Ammonia	<b>3.8</b>	mg/L	0.10	1		11/09/21 15:02	7664-41-7	

### REPORT OF LABORATORY ANALYSIS

This report shall not be reproduced, except in full,  
without the written consent of Pace Analytical Services, LLC.

## ANALYTICAL RESULTS

Project: OLD BETHPAGE LANDFILL 10/25  
Pace Project No.: 70192284

Sample:	FIELD BLANK_10/29/2021	Lab ID:	70192284032	Collected:	10/29/21 13:00	Received:	10/29/21 16:32	Matrix:	Water
Parameters	Results	Units	Report Limit	DF	Prepared	Analyzed	CAS No.	Qual	
<b>200.7 Metals, Total</b>		Analytical Method: EPA 200.7 Preparation Method: EPA 200.7 Pace Analytical Services - Melville							
Aluminum	<200	ug/L	200	1	11/09/21 16:01	11/10/21 19:03	7429-90-5		
Barium	<200	ug/L	200	1	11/09/21 16:01	11/10/21 19:03	7440-39-3		
Calcium	<200	ug/L	200	1	11/09/21 16:01	11/10/21 19:03	7440-70-2		
Chromium	<10.0	ug/L	10.0	1	11/09/21 16:01	11/10/21 19:03	7440-47-3		
Copper	<25.0	ug/L	25.0	1	11/09/21 16:01	11/10/21 19:03	7440-50-8		
Iron	36.5J	ug/L	100	1	11/09/21 16:01	11/10/21 19:03	7439-89-6		
Lead	<5.0	ug/L	5.0	1	11/09/21 16:01	11/10/21 19:03	7439-92-1		
Magnesium	<200	ug/L	200	1	11/09/21 16:01	11/10/21 19:03	7439-95-4		
Manganese	<10.0	ug/L	10.0	1	11/09/21 16:01	11/10/21 19:03	7439-96-5		
Nickel	<40.0	ug/L	40.0	1	11/09/21 16:01	11/10/21 19:03	7440-02-0		
Potassium	<5000	ug/L	5000	1	11/09/21 16:01	11/10/21 19:03	7440-09-7		
Sodium	<5000	ug/L	5000	1	11/09/21 16:01	11/10/21 19:03	7440-23-5		
Zinc	<20.0	ug/L	20.0	1	11/09/21 16:01	11/10/21 19:03	7440-66-6		
<b>2340B Hardness, Total (Calc.)</b>		Analytical Method: SM22 2340B Pace Analytical Services - Melville							
Tot Hardness asCaCO3 (SM 2340B)	<830	ug/L	830	1		11/10/21 19:03			
<b>245.1 Mercury</b>		Analytical Method: EPA 245.1 Preparation Method: EPA 245.1 Pace Analytical Services - Melville							
Mercury	<0.20	ug/L	0.20	1	11/03/21 11:50	11/03/21 15:20	7439-97-6		
<b>8260C Volatile Organics</b>		Analytical Method: EPA 8260C/5030C Pace Analytical Services - Melville							
Benzene	<1.0	ug/L	1.0	1		10/31/21 16:50	71-43-2		
Bromodichloromethane	<1.0	ug/L	1.0	1		10/31/21 16:50	75-27-4		
Bromoform	<1.0	ug/L	1.0	1		10/31/21 16:50	75-25-2		
n-Butylbenzene	<1.0	ug/L	1.0	1		10/31/21 16:50	104-51-8		
tert-Butylbenzene	<1.0	ug/L	1.0	1		10/31/21 16:50	98-06-6		
Carbon tetrachloride	<1.0	ug/L	1.0	1		10/31/21 16:50	56-23-5		
Chlorobenzene	<1.0	ug/L	1.0	1		10/31/21 16:50	108-90-7		
Chloroethane	<1.0	ug/L	1.0	1		10/31/21 16:50	75-00-3		
Chloroform	<1.0	ug/L	1.0	1		10/31/21 16:50	67-66-3		
Dibromochloromethane	<1.0	ug/L	1.0	1		10/31/21 16:50	124-48-1		
1,2-Dichlorobenzene	<1.0	ug/L	1.0	1		10/31/21 16:50	95-50-1		
1,3-Dichlorobenzene	<1.0	ug/L	1.0	1		10/31/21 16:50	541-73-1		
1,4-Dichlorobenzene	<1.0	ug/L	1.0	1		10/31/21 16:50	106-46-7		
Dichlorodifluoromethane	<1.0	ug/L	1.0	1		10/31/21 16:50	75-71-8	v3	
1,1-Dichloroethane	<1.0	ug/L	1.0	1		10/31/21 16:50	75-34-3		
1,2-Dichloroethane	<1.0	ug/L	1.0	1		10/31/21 16:50	107-06-2		
1,1-Dichloroethene	<1.0	ug/L	1.0	1		10/31/21 16:50	75-35-4		
cis-1,2-Dichloroethene	<1.0	ug/L	1.0	1		10/31/21 16:50	156-59-2		
trans-1,2-Dichloroethene	<1.0	ug/L	1.0	1		10/31/21 16:50	156-60-5		
1,2-Dichloropropane	<1.0	ug/L	1.0	1		10/31/21 16:50	78-87-5		
Ethylbenzene	<1.0	ug/L	1.0	1		10/31/21 16:50	100-41-4		

## REPORT OF LABORATORY ANALYSIS

This report shall not be reproduced, except in full,  
without the written consent of Pace Analytical Services, LLC.

## ANALYTICAL RESULTS

Project: OLD BETHPAGE LANDFILL 10/25

Pace Project No.: 70192284

Sample: FIELD BLANK_10/29/2021	Lab ID: 70192284032	Collected: 10/29/21 13:00	Received: 10/29/21 16:32	Matrix: Water				
Parameters	Results	Units	Report Limit	DF	Prepared	Analyzed	CAS No.	Qual
<b>8260C Volatile Organics</b>								
Analytical Method: EPA 8260C/5030C								
Pace Analytical Services - Melville								
Isopropylbenzene (Cumene)	<1.0	ug/L	1.0	1		10/31/21 16:50	98-82-8	
Methylene Chloride	<1.0	ug/L	1.0	1		10/31/21 16:50	75-09-2	
Tetrachloroethene	<1.0	ug/L	1.0	1		10/31/21 16:50	127-18-4	
Toluene	<1.0	ug/L	1.0	1		10/31/21 16:50	108-88-3	
1,1,1-Trichloroethane	<1.0	ug/L	1.0	1		10/31/21 16:50	71-55-6	
Trichloroethene	<1.0	ug/L	1.0	1		10/31/21 16:50	79-01-6	
Vinyl chloride	<1.0	ug/L	1.0	1		10/31/21 16:50	75-01-4	
Xylene (Total)	<3.0	ug/L	3.0	1		10/31/21 16:50	1330-20-7	
m&p-Xylene	<2.0	ug/L	2.0	1		10/31/21 16:50	179601-23-1	
o-Xylene	<1.0	ug/L	1.0	1		10/31/21 16:50	95-47-6	
<b>Surrogates</b>								
1,2-Dichloroethane-d4 (S)	100	%	81-122	1		10/31/21 16:50	17060-07-0	
4-Bromofluorobenzene (S)	102	%	79-118	1		10/31/21 16:50	460-00-4	
Toluene-d8 (S)	98	%	82-122	1		10/31/21 16:50	2037-26-5	
<b>2320B Alkalinity</b>								
Analytical Method: SM22 2320B								
Pace Analytical Services - Melville								
Alkalinity, Total as CaCO3	<1.0	mg/L	1.0	1		11/09/21 19:14		
Alkalinity,Bicarbonate (CaCO3)	<1.0	mg/L	1.0	1		11/09/21 19:14		
Alkalinity,Carbonate (CaCO3)	<1.0	mg/L	1.0	1		11/09/21 19:14		
<b>2540C Total Dissolved Solids</b>								
Analytical Method: SM22 2540C								
Pace Analytical Services - Melville								
Total Dissolved Solids	2.0J	mg/L	10.0	1		11/04/21 15:46		
<b>Chromium, Hexavalent</b>								
Analytical Method: SM22 3500-Cr B								
Pace Analytical Services - Melville								
Chromium, Hexavalent	<0.020	mg/L	0.020	1		10/29/21 22:14	18540-29-9	
<b>300.0 IC Anions 28 Days</b>								
Analytical Method: EPA 300.0								
Pace Analytical Services - Melville								
Sulfate	<5.0	mg/L	5.0	1		11/09/21 20:53	14808-79-8	
<b>351.2 Total Kjeldahl Nitrogen</b>								
Analytical Method: EPA 351.2 Preparation Method: EPA 351.2								
Pace Analytical Services - Melville								
Nitrogen, Kjeldahl, Total	0.29	mg/L	0.10	1	11/09/21 06:45	11/10/21 15:40	7727-37-9	
<b>353.2 Nitrogen, NO2/NO3 pres.</b>								
Analytical Method: EPA 353.2								
Pace Analytical Services - Melville								
Nitrate-Nitrite (as N)	0.053	mg/L	0.050	1		11/13/21 15:47	7727-37-9	
<b>353.2 Nitrogen, NO2</b>								
Analytical Method: EPA 353.2								
Pace Analytical Services - Melville								
Nitrite as N	<0.050	mg/L	0.050	1		10/30/21 00:25	14797-65-0	

## REPORT OF LABORATORY ANALYSIS

This report shall not be reproduced, except in full,  
without the written consent of Pace Analytical Services, LLC.

### ANALYTICAL RESULTS

Project: OLD BETHPAGE LANDFILL 10/25

Pace Project No.: 70192284

Parameters	Results	Units	Report Limit	DF	Prepared	Analyzed	CAS No.	Qual
<b>Sample: FIELD BLANK_10/29/2021    Lab ID: 70192284032    Collected: 10/29/21 13:00    Received: 10/29/21 16:32    Matrix: Water</b>								
<b>Phenolics, Total Recoverable</b>	Analytical Method: EPA 420.1    Preparation Method: EPA 420.1 Pace Analytical Services - Melville							
Phenolics, Total Recoverable	<5.0	ug/L	5.0	1	11/08/21 12:00	11/09/21 15:40		
<b>SM 4500 CNE Cyanide, Total</b>	Analytical Method: SM22 4500-CN-E    Preparation Method: SM20/22 4500-CN-C Pace Analytical Services - Melville							
Cyanide	<10.0	ug/L	10.0	1	11/08/21 17:21	11/08/21 20:02	57-12-5	
<b>4500 Chloride</b>	Analytical Method: SM22 4500-Cl-E Pace Analytical Services - Melville							
Chloride	<2.0	mg/L	2.0	1		11/08/21 15:47	16887-00-6	
<b>4500 Ammonia Water</b>	Analytical Method: SM22 4500 NH3 H Pace Analytical Services - Melville							
Nitrogen, Ammonia	<0.10	mg/L	0.10	1		11/09/21 15:03	7664-41-7	

### REPORT OF LABORATORY ANALYSIS

This report shall not be reproduced, except in full,  
without the written consent of Pace Analytical Services, LLC.

## ANALYTICAL RESULTS

Project: OLD BETHPAGE LANDFILL 10/25

Pace Project No.: 70192284

Parameters	Results	Units	Report Limit	DF	Prepared	Analyzed	CAS No.	Qual
<b>Sample: LF-2_10/29/2021 DISS      Lab ID: 70192284033      Collected: 10/29/21 12:30      Received: 10/29/21 16:32      Matrix: Water</b>								
<b>200.7 Metals, Dissolved</b>								
Analytical Method: EPA 200.7 Pace Analytical Services - Melville								
Aluminum, Dissolved	<b>&lt;200</b>	ug/L	200	1		11/10/21 20:15	7429-90-5	
Barium, Dissolved	<b>65.2J</b>	ug/L	200	1		11/10/21 20:15	7440-39-3	
Calcium, Dissolved	<b>45700</b>	ug/L	1000	1		11/10/21 20:15	7440-70-2	
Chromium, Dissolved	<b>11.7</b>	ug/L	10.0	1		11/10/21 20:15	7440-47-3	
Copper, Dissolved	<b>&lt;25.0</b>	ug/L	25.0	1		11/10/21 20:15	7440-50-8	
Iron, Dissolved	<b>10700</b>	ug/L	20.0	1		11/10/21 20:15	7439-89-6	
Lead, Dissolved	<b>&lt;5.0</b>	ug/L	5.0	1		11/10/21 20:15	7439-92-1	
Magnesium, Dissolved	<b>31000</b>	ug/L	1000	1		11/10/21 20:15	7439-95-4	
Manganese, Dissolved	<b>182</b>	ug/L	10.0	1		11/10/21 20:15	7439-96-5	
Nickel, Dissolved	<b>22.9J</b>	ug/L	40.0	1		11/10/21 20:15	7440-02-0	
Potassium, Dissolved	<b>182000</b>	ug/L	5000	1		11/10/21 20:15	7440-09-7	
Sodium, Dissolved	<b>489000</b>	ug/L	5000	1		11/10/21 20:15	7440-23-5	
Zinc, Dissolved	<b>&lt;20.0</b>	ug/L	20.0	1		11/10/21 20:15	7440-66-6	
<b>245.1 Mercury, Dissolved</b>								
Analytical Method: EPA 245.1      Preparation Method: EPA 245.1 Pace Analytical Services - Melville								
Mercury, Dissolved	<b>&lt;0.20</b>	ug/L	0.20	1	11/03/21 11:50	11/03/21 16:06	7439-97-6	
<b>Chromium, Hexavalent</b>								
Analytical Method: SM22 3500-Cr B Pace Analytical Services - Melville								
Chromium, Hexavalent	<b>&lt;0.020</b>	mg/L	0.020	1		10/29/21 22:15	18540-29-9	

## REPORT OF LABORATORY ANALYSIS

This report shall not be reproduced, except in full,  
without the written consent of Pace Analytical Services, LLC.

### ANALYTICAL RESULTS

Project: OLD BETHPAGE LANDFILL 10/25

Pace Project No.: 70192284

Sample: LF-1_10/29/2021 DISS	Lab ID: 70192284034	Collected: 10/29/21 16:00	Received: 10/29/21 16:32	Matrix: Water				
Parameters	Results	Units	Report Limit	DF	Prepared	Analyzed	CAS No.	Qual
<b>200.7 Metals, Dissolved</b>		Analytical Method: EPA 200.7 Pace Analytical Services - Melville						
Aluminum, Dissolved	<200	ug/L	200	1		11/10/21 20:17	7429-90-5	
Barium, Dissolved	75.7J	ug/L	200	1		11/10/21 20:17	7440-39-3	
Calcium, Dissolved	17100	ug/L	1000	1		11/10/21 20:17	7440-70-2	
Chromium, Dissolved	<10.0	ug/L	10.0	1		11/10/21 20:17	7440-47-3	
Copper, Dissolved	<25.0	ug/L	25.0	1		11/10/21 20:17	7440-50-8	
Iron, Dissolved	19600	ug/L	20.0	1		11/10/21 20:17	7439-89-6	
Lead, Dissolved	<5.0	ug/L	5.0	1		11/10/21 20:17	7439-92-1	
Magnesium, Dissolved	12800	ug/L	1000	1		11/10/21 20:17	7439-95-4	
Manganese, Dissolved	3190	ug/L	10.0	1		11/10/21 20:17	7439-96-5	
Nickel, Dissolved	8.1J	ug/L	40.0	1		11/10/21 20:17	7440-02-0	
Potassium, Dissolved	11100	ug/L	5000	1		11/10/21 20:17	7440-09-7	
Sodium, Dissolved	65300	ug/L	5000	1		11/10/21 20:17	7440-23-5	
Zinc, Dissolved	<20.0	ug/L	20.0	1		11/10/21 20:17	7440-66-6	
<b>245.1 Mercury, Dissolved</b>		Analytical Method: EPA 245.1 Preparation Method: EPA 245.1 Pace Analytical Services - Melville						
Mercury, Dissolved	<0.20	ug/L	0.20	1	11/03/21 11:50	11/03/21 16:07	7439-97-6	
<b>Chromium, Hexavalent</b>		Analytical Method: SM22 3500-Cr B Pace Analytical Services - Melville						
Chromium, Hexavalent	<0.020	mg/L	0.020	1		10/29/21 22:15	18540-29-9	

### REPORT OF LABORATORY ANALYSIS

This report shall not be reproduced, except in full,  
without the written consent of Pace Analytical Services, LLC.

## ANALYTICAL RESULTS

Project: OLD BETHPAGE LANDFILL 10/25

Pace Project No.: 70192284

**Sample:** FIELD BLANK\_10/29/2021    **Lab ID:** 70192284035    Collected: 10/29/21 13:00    Received: 10/29/21 16:32    Matrix: Water  
**DISS**

Parameters	Results	Units	Report Limit	DF	Prepared	Analyzed	CAS No.	Qual
<b>200.7 Metals, Dissolved</b>		Analytical Method: EPA 200.7 Pace Analytical Services - Melville						
Aluminum, Dissolved	<200	ug/L	200	1		11/10/21 20:19	7429-90-5	
Barium, Dissolved	<200	ug/L	200	1		11/10/21 20:19	7440-39-3	
Calcium, Dissolved	<1000	ug/L	1000	1		11/10/21 20:19	7440-70-2	
Chromium, Dissolved	<10.0	ug/L	10.0	1		11/10/21 20:19	7440-47-3	
Copper, Dissolved	<25.0	ug/L	25.0	1		11/10/21 20:19	7440-50-8	
Iron, Dissolved	21.4	ug/L	20.0	1		11/10/21 20:19	7439-89-6	
Lead, Dissolved	<5.0	ug/L	5.0	1		11/10/21 20:19	7439-92-1	
Magnesium, Dissolved	<1000	ug/L	1000	1		11/10/21 20:19	7439-95-4	
Manganese, Dissolved	<10.0	ug/L	10.0	1		11/10/21 20:19	7439-96-5	
Nickel, Dissolved	<40.0	ug/L	40.0	1		11/10/21 20:19	7440-02-0	
Potassium, Dissolved	<5000	ug/L	5000	1		11/10/21 20:19	7440-09-7	
Sodium, Dissolved	<5000	ug/L	5000	1		11/10/21 20:19	7440-23-5	
Zinc, Dissolved	<20.0	ug/L	20.0	1		11/10/21 20:19	7440-66-6	
<b>245.1 Mercury, Dissolved</b>		Analytical Method: EPA 245.1    Preparation Method: EPA 245.1 Pace Analytical Services - Melville						
Mercury, Dissolved	<0.20	ug/L	0.20	1	11/03/21 11:50	11/03/21 16:08	7439-97-6	
<b>Chromium, Hexavalent</b>		Analytical Method: SM22 3500-Cr B Pace Analytical Services - Melville						
Chromium, Hexavalent	<0.020	mg/L	0.020	1		10/29/21 22:16	18540-29-9	

## REPORT OF LABORATORY ANALYSIS

This report shall not be reproduced, except in full,  
without the written consent of Pace Analytical Services, LLC.

### QUALITY CONTROL DATA

Project: OLD BETHPAGE LANDFILL 10/25  
Pace Project No.: 70192284

QC Batch:	232623	Analysis Method:	EPA 200.7
QC Batch Method:	EPA 200.7	Analysis Description:	200.7 Metals, Dissolved
		Laboratory:	Pace Analytical Services - Melville

Associated Lab Samples: 70192284003, 70192284005, 70192284007, 70192284009, 70192284011, 70192284013, 70192284015, 70192284019, 70192284021, 70192284023, 70192284026, 70192284028, 70192284033, 70192284034, 70192284035

METHOD BLANK: 1173417 Matrix: Water

Associated Lab Samples: 70192284003, 70192284005, 70192284007, 70192284009, 70192284011, 70192284013, 70192284015, 70192284019, 70192284021, 70192284023, 70192284026, 70192284028, 70192284033, 70192284034, 70192284035

Parameter	Units	Blank Result	Reporting Limit	Analyzed	Qualifiers
Aluminum, Dissolved	ug/L	<200	200	11/10/21 19:22	
Barium, Dissolved	ug/L	<200	200	11/10/21 19:22	
Calcium, Dissolved	ug/L	130J	1000	11/10/21 19:22	
Chromium, Dissolved	ug/L	<10.0	10.0	11/10/21 19:22	
Copper, Dissolved	ug/L	<25.0	25.0	11/10/21 19:22	
Iron, Dissolved	ug/L	<20.0	20.0	11/10/21 19:22	
Lead, Dissolved	ug/L	<5.0	5.0	11/10/21 19:22	
Magnesium, Dissolved	ug/L	23.4J	1000	11/10/21 19:22	
Manganese, Dissolved	ug/L	<10.0	10.0	11/10/21 19:22	
Nickel, Dissolved	ug/L	<40.0	40.0	11/10/21 19:22	
Potassium, Dissolved	ug/L	<5000	5000	11/10/21 19:22	
Sodium, Dissolved	ug/L	<5000	5000	11/10/21 19:22	
Zinc, Dissolved	ug/L	<20.0	20.0	11/10/21 19:22	

LABORATORY CONTROL SAMPLE: 1173418

Parameter	Units	Spike Conc.	LCS Result	LCS % Rec	% Rec Limits	Qualifiers
Aluminum, Dissolved	ug/L	25000	26100	104	85-115	
Barium, Dissolved	ug/L	500	513	103	85-115	
Calcium, Dissolved	ug/L	25000	26000	104	85-115	
Chromium, Dissolved	ug/L	500	504	101	85-115	
Copper, Dissolved	ug/L	500	505	101	85-115	
Iron, Dissolved	ug/L	12500	12800	102	85-115	
Lead, Dissolved	ug/L	500	554	111	85-115	
Magnesium, Dissolved	ug/L	25000	25500	102	85-115	
Manganese, Dissolved	ug/L	500	512	102	85-115	
Nickel, Dissolved	ug/L	500	514	103	85-115	
Potassium, Dissolved	ug/L	25000	26000	104	85-115	
Sodium, Dissolved	ug/L	25000	25700	103	85-115	
Zinc, Dissolved	ug/L	500	493	99	85-115	

Results presented on this page are in the units indicated by the "Units" column except where an alternate unit is presented to the right of the result.

### REPORT OF LABORATORY ANALYSIS

This report shall not be reproduced, except in full,  
without the written consent of Pace Analytical Services, LLC.

### QUALITY CONTROL DATA

Project: OLD BETHPAGE LANDFILL 10/25

Pace Project No.: 70192284

MATRIX SPIKE SAMPLE: 1173420		70192284003	Spike	MS	MS	% Rec	
Parameter	Units	Result	Conc.	Result	% Rec	Limits	Qualifiers
Aluminum, Dissolved	ug/L	<200	25000	24200	97	70-130	
Barium, Dissolved	ug/L	37.2J	500	130J	19	70-130	M1
Calcium, Dissolved	ug/L	12500	25000	35700	93	70-130	
Chromium, Dissolved	ug/L	<10.0	500	464	93	70-130	
Copper, Dissolved	ug/L	<25.0	500	469	94	70-130	
Iron, Dissolved	ug/L	24.4	12500	11400	91	70-130	
Lead, Dissolved	ug/L	<5.0	500	464	93	70-130	
Magnesium, Dissolved	ug/L	7730	25000	30500	91	70-130	
Manganese, Dissolved	ug/L	2140	500	2490	70	70-130	
Nickel, Dissolved	ug/L	5.0J	500	481	95	70-130	
Potassium, Dissolved	ug/L	19800	25000	44700	100	70-130	
Sodium, Dissolved	ug/L	47500	25000	68800	85	70-130	
Zinc, Dissolved	ug/L	<20.0	500	462	92	70-130	

MATRIX SPIKE SAMPLE: 1173422		70192284005	Spike	MS	MS	% Rec	
Parameter	Units	Result	Conc.	Result	% Rec	Limits	Qualifiers
Aluminum, Dissolved	ug/L	<200	25000	23800	95	70-130	
Barium, Dissolved	ug/L	37.1J	500	128J	18	70-130	M1
Calcium, Dissolved	ug/L	12300	25000	35000	91	70-130	
Chromium, Dissolved	ug/L	<10.0	500	457	91	70-130	
Copper, Dissolved	ug/L	<25.0	500	460	92	70-130	
Iron, Dissolved	ug/L	28.8	12500	11200	89	70-130	
Lead, Dissolved	ug/L	<5.0	500	463	93	70-130	
Magnesium, Dissolved	ug/L	7650	25000	29900	89	70-130	
Manganese, Dissolved	ug/L	2130	500	2470	68	70-130	M1
Nickel, Dissolved	ug/L	5.0J	500	475	94	70-130	
Potassium, Dissolved	ug/L	19400	25000	44000	98	70-130	
Sodium, Dissolved	ug/L	47100	25000	68200	84	70-130	
Zinc, Dissolved	ug/L	<20.0	500	452	90	70-130	

SAMPLE DUPLICATE: 1173419		70192284003	Dup	RPD	Qualifiers
Parameter	Units	Result	Result		
Aluminum, Dissolved	ug/L	<200	<200		
Barium, Dissolved	ug/L	37.2J	37.2J		
Calcium, Dissolved	ug/L	12500	12600	1	
Chromium, Dissolved	ug/L	<10.0	<10.0		
Copper, Dissolved	ug/L	<25.0	<25.0		
Iron, Dissolved	ug/L	24.4	22.9	6	
Lead, Dissolved	ug/L	<5.0	<5.0		
Magnesium, Dissolved	ug/L	7730	7770	1	
Manganese, Dissolved	ug/L	2140	2160	1	
Nickel, Dissolved	ug/L	5.0J	4.8J		

Results presented on this page are in the units indicated by the "Units" column except where an alternate unit is presented to the right of the result.

### REPORT OF LABORATORY ANALYSIS

This report shall not be reproduced, except in full,  
without the written consent of Pace Analytical Services, LLC.

### QUALITY CONTROL DATA

Project: OLD BETHPAGE LANDFILL 10/25

Pace Project No.: 70192284

SAMPLE DUPLICATE: 1173419

Parameter	Units	70192284003 Result	Dup Result	RPD	Qualifiers
Potassium, Dissolved	ug/L	19800	19900	1	
Sodium, Dissolved	ug/L	47500	47700	0	
Zinc, Dissolved	ug/L	<20.0	<20.0		

SAMPLE DUPLICATE: 1173421

Parameter	Units	70192284005 Result	Dup Result	RPD	Qualifiers
Aluminum, Dissolved	ug/L	<200	<200		
Barium, Dissolved	ug/L	37.1J	36.9J		
Calcium, Dissolved	ug/L	12300	12200	1	
Chromium, Dissolved	ug/L	<10.0	<10.0		
Copper, Dissolved	ug/L	<25.0	<25.0		
Iron, Dissolved	ug/L	28.8	20.7	33	D6
Lead, Dissolved	ug/L	<5.0	<5.0		
Magnesium, Dissolved	ug/L	7650	7590	1	
Manganese, Dissolved	ug/L	2130	2110	1	
Nickel, Dissolved	ug/L	5.0J	5.0J		
Potassium, Dissolved	ug/L	19400	19400	0	
Sodium, Dissolved	ug/L	47100	47000	0	
Zinc, Dissolved	ug/L	<20.0	<20.0		

Results presented on this page are in the units indicated by the "Units" column except where an alternate unit is presented to the right of the result.

### REPORT OF LABORATORY ANALYSIS

This report shall not be reproduced, except in full,  
without the written consent of Pace Analytical Services, LLC.

### QUALITY CONTROL DATA

Project: OLD BETHPAGE LANDFILL 10/25

Pace Project No.: 70192284

QC Batch:	231184	Analysis Method:	EPA 245.1
QC Batch Method:	EPA 245.1	Analysis Description:	245.1 Mercury
		Laboratory:	Pace Analytical Services - Melville

Associated Lab Samples: 70192284002, 70192284004, 70192284006, 70192284008, 70192284010, 70192284012, 70192284014

METHOD BLANK: 1165862 Matrix: Water  
Associated Lab Samples: 70192284002, 70192284004, 70192284006, 70192284008, 70192284010, 70192284012, 70192284014

Parameter	Units	Blank Result	Reporting Limit	Analyzed	Qualifiers
Mercury	ug/L	0.10J	0.20	10/29/21 14:26	

LABORATORY CONTROL SAMPLE: 1165863

Parameter	Units	Spike Conc.	LCS Result	LCS % Rec	% Rec Limits	Qualifiers
Mercury	ug/L	1	1.1	115	85-115	

MATRIX SPIKE SAMPLE: 1165864

Parameter	Units	70192284002 Result	Spike Conc.	MS Result	MS % Rec	% Rec Limits	Qualifiers
Mercury	ug/L	0.12J	1	1.1	103	70-130	

SAMPLE DUPLICATE: 1165865

Parameter	Units	70192284002 Result	Dup Result	RPD	Qualifiers
Mercury	ug/L	0.12J	0.13J		

Results presented on this page are in the units indicated by the "Units" column except where an alternate unit is presented to the right of the result.

### REPORT OF LABORATORY ANALYSIS

This report shall not be reproduced, except in full,  
without the written consent of Pace Analytical Services, LLC.

### QUALITY CONTROL DATA

Project: OLD BETHPAGE LANDFILL 10/25

Pace Project No.: 70192284

QC Batch:	231437	Analysis Method:	EPA 245.1
QC Batch Method:	EPA 245.1	Analysis Description:	245.1 Mercury
		Laboratory:	Pace Analytical Services - Melville

Associated Lab Samples: 70192284018, 70192284020, 70192284022

METHOD BLANK: 1167462 Matrix: Water

Associated Lab Samples: 70192284018, 70192284020, 70192284022

Parameter	Units	Blank Result	Reporting Limit	Analyzed	Qualifiers
Mercury	ug/L	0.13J	0.20	11/01/21 13:54	

LABORATORY CONTROL SAMPLE: 1167463

Parameter	Units	Spike Conc.	LCS Result	LCS % Rec	% Rec Limits	Qualifiers
Mercury	ug/L	1	1.1	112	85-115	

MATRIX SPIKE SAMPLE: 1167464

Parameter	Units	70192284018 Result	Spike Conc.	MS Result	MS % Rec	% Rec Limits	Qualifiers
Mercury	ug/L	0.14J	1	1.1	93	70-130	

SAMPLE DUPLICATE: 1167465

Parameter	Units	70192284018 Result	Dup Result	RPD	Qualifiers
Mercury	ug/L	0.14J	0.14J		

Results presented on this page are in the units indicated by the "Units" column except where an alternate unit is presented to the right of the result.

### REPORT OF LABORATORY ANALYSIS

This report shall not be reproduced, except in full,  
without the written consent of Pace Analytical Services, LLC.

### QUALITY CONTROL DATA

Project: OLD BETHPAGE LANDFILL 10/25

Pace Project No.: 70192284

QC Batch: 231769 Analysis Method: EPA 245.1  
 QC Batch Method: EPA 245.1 Analysis Description: 245.1 Mercury  
 Laboratory: Pace Analytical Services - Melville

Associated Lab Samples: 70192284025, 70192284027, 70192284030, 70192284031, 70192284032

METHOD BLANK: 1169210 Matrix: Water  
 Associated Lab Samples: 70192284025, 70192284027, 70192284030, 70192284031, 70192284032

Parameter	Units	Blank Result	Reporting Limit	Analyzed	Qualifiers
Mercury	ug/L	<0.20	0.20	11/03/21 15:04	

LABORATORY CONTROL SAMPLE: 1169211

Parameter	Units	Spike Conc.	LCS Result	LCS % Rec	% Rec Limits	Qualifiers
Mercury	ug/L	1	1.1	110	85-115	

MATRIX SPIKE SAMPLE: 1169212

Parameter	Units	30446948001 Result	Spike Conc.	MS Result	MS % Rec	% Rec Limits	Qualifiers
Mercury	ug/L	ND	1	1.2	107	70-130	

SAMPLE DUPLICATE: 1169213

Parameter	Units	30446948001 Result	Dup Result	RPD	Qualifiers
Mercury	ug/L	ND	<0.20		

Results presented on this page are in the units indicated by the "Units" column except where an alternate unit is presented to the right of the result.

### REPORT OF LABORATORY ANALYSIS

This report shall not be reproduced, except in full,  
without the written consent of Pace Analytical Services, LLC.

### QUALITY CONTROL DATA

Project: OLD BETHPAGE LANDFILL 10/25

Pace Project No.: 70192284

QC Batch:	231257	Analysis Method:	EPA 245.1
QC Batch Method:	EPA 245.1	Analysis Description:	245.1 Mercury - Dissolved
		Laboratory:	Pace Analytical Services - Melville

Associated Lab Samples: 70192284003, 70192284005, 70192284007, 70192284009, 70192284011, 70192284013, 70192284015

METHOD BLANK: 1166254 Matrix: Water  
Associated Lab Samples: 70192284003, 70192284005, 70192284007, 70192284009, 70192284011, 70192284013, 70192284015

Parameter	Units	Blank Result	Reporting Limit	Analyzed	Qualifiers
Mercury, Dissolved	ug/L	0.14J	0.20	11/01/21 13:18	

LABORATORY CONTROL SAMPLE: 1166255

Parameter	Units	Spike Conc.	LCS Result	LCS % Rec	% Rec Limits	Qualifiers
Mercury, Dissolved	ug/L	1	1.1	108	85-115	

MATRIX SPIKE SAMPLE: 1166256

Parameter	Units	70192507001 Result	Spike Conc.	MS Result	MS % Rec	% Rec Limits	Qualifiers
Mercury, Dissolved	ug/L	0.28	1	1.1	78	70-130	

SAMPLE DUPLICATE: 1166257

Parameter	Units	70192507001 Result	Dup Result	RPD	Qualifiers
Mercury, Dissolved	ug/L	0.28	0.31	10	

Results presented on this page are in the units indicated by the "Units" column except where an alternate unit is presented to the right of the result.

### REPORT OF LABORATORY ANALYSIS

This report shall not be reproduced, except in full,  
without the written consent of Pace Analytical Services, LLC.

### QUALITY CONTROL DATA

Project: OLD BETHPAGE LANDFILL 10/25

Pace Project No.: 70192284

QC Batch:	231438	Analysis Method:	EPA 245.1
QC Batch Method:	EPA 245.1	Analysis Description:	245.1 Mercury - Dissolved
		Laboratory:	Pace Analytical Services - Melville

Associated Lab Samples: 70192284019, 70192284021, 70192284023

METHOD BLANK: 1167466 Matrix: Water

Associated Lab Samples: 70192284019, 70192284021, 70192284023

Parameter	Units	Blank Result	Reporting Limit	Analyzed	Qualifiers
Mercury, Dissolved	ug/L	0.12J	0.20	11/01/21 13:45	

LABORATORY CONTROL SAMPLE: 1167467

Parameter	Units	Spike Conc.	LCS Result	LCS % Rec	% Rec Limits	Qualifiers
Mercury, Dissolved	ug/L	1	1.1	108	85-115	

MATRIX SPIKE SAMPLE: 1167468

Parameter	Units	70192284019 Result	Spike Conc.	MS Result	MS % Rec	% Rec Limits	Qualifiers
Mercury, Dissolved	ug/L	0.14J	1	1.2	102	70-130	

SAMPLE DUPLICATE: 1167469

Parameter	Units	70192284019 Result	Dup Result	RPD	Qualifiers
Mercury, Dissolved	ug/L	0.14J	0.13J		

Results presented on this page are in the units indicated by the "Units" column except where an alternate unit is presented to the right of the result.

### REPORT OF LABORATORY ANALYSIS

This report shall not be reproduced, except in full,  
without the written consent of Pace Analytical Services, LLC.

### QUALITY CONTROL DATA

Project: OLD BETHPAGE LANDFILL 10/25  
Pace Project No.: 70192284

QC Batch: 231770 Analysis Method: EPA 245.1  
QC Batch Method: EPA 245.1 Analysis Description: 245.1 Mercury - Dissolved  
Laboratory: Pace Analytical Services - Melville  
Associated Lab Samples: 70192284026, 70192284028, 70192284033, 70192284034, 70192284035

METHOD BLANK: 1169214 Matrix: Water  
Associated Lab Samples: 70192284026, 70192284028, 70192284033, 70192284034, 70192284035

Parameter	Units	Blank Result	Reporting Limit	Analyzed	Qualifiers
Mercury, Dissolved	ug/L	<0.20	0.20	11/03/21 16:00	

LABORATORY CONTROL SAMPLE: 1169215

Parameter	Units	Spike Conc.	LCS Result	LCS % Rec	% Rec Limits	Qualifiers
Mercury, Dissolved	ug/L	1	1.1	113	85-115	

MATRIX SPIKE SAMPLE: 1169216

Parameter	Units	70192284026 Result	Spike Conc.	MS Result	MS % Rec	% Rec Limits	Qualifiers
Mercury, Dissolved	ug/L	<0.20	1	1.0	96	70-130	

SAMPLE DUPLICATE: 1169217

Parameter	Units	70192284026 Result	Dup Result	RPD	Qualifiers
Mercury, Dissolved	ug/L	<0.20	<0.20		

Results presented on this page are in the units indicated by the "Units" column except where an alternate unit is presented to the right of the result.

### REPORT OF LABORATORY ANALYSIS

This report shall not be reproduced, except in full,  
without the written consent of Pace Analytical Services, LLC.

### QUALITY CONTROL DATA

Project: OLD BETHPAGE LANDFILL 10/25  
Pace Project No.: 70192284

QC Batch: 232015 Analysis Method: EPA 200.7  
QC Batch Method: EPA 200.7 Analysis Description: 200.7 Metals, Total  
Laboratory: Pace Analytical Services - Melville  
Associated Lab Samples: 70192284002, 70192284004, 70192284006, 70192284008

METHOD BLANK: 1170283 Matrix: Water  
Associated Lab Samples: 70192284002, 70192284004, 70192284006, 70192284008

Parameter	Units	Blank Result	Reporting Limit	Analyzed	Qualifiers
Aluminum	ug/L	<200	200	11/09/21 13:04	
Barium	ug/L	<200	200	11/09/21 13:04	
Calcium	ug/L	<200	200	11/09/21 13:04	
Chromium	ug/L	<10.0	10.0	11/09/21 13:04	
Copper	ug/L	<25.0	25.0	11/09/21 13:04	
Iron	ug/L	52.9J	100	11/09/21 13:04	
Lead	ug/L	<5.0	5.0	11/09/21 13:04	
Magnesium	ug/L	<200	200	11/09/21 13:04	
Manganese	ug/L	<10.0	10.0	11/09/21 13:04	
Nickel	ug/L	<40.0	40.0	11/09/21 13:04	
Potassium	ug/L	<5000	5000	11/09/21 13:04	
Sodium	ug/L	<5000	5000	11/09/21 13:04	
Zinc	ug/L	<20.0	20.0	11/09/21 13:04	

LABORATORY CONTROL SAMPLE: 1170284

Parameter	Units	Spike Conc.	LCS Result	LCS % Rec	% Rec Limits	Qualifiers
Aluminum	ug/L	25000	25000	100	85-115	
Barium	ug/L	500	503	101	85-115	
Calcium	ug/L	25000	25700	103	85-115	
Chromium	ug/L	500	502	100	85-115	
Copper	ug/L	500	499	100	85-115	
Iron	ug/L	12500	12700	102	85-115	
Lead	ug/L	500	502	100	85-115	
Magnesium	ug/L	25000	25100	100	85-115	
Manganese	ug/L	500	500	100	85-115	
Nickel	ug/L	500	496	99	85-115	
Potassium	ug/L	25000	25300	101	85-115	
Sodium	ug/L	25000	24900	100	85-115	
Zinc	ug/L	500	499	100	85-115	

MATRIX SPIKE SAMPLE: 1170286

Parameter	Units	70192284002 Result	Spike Conc.	MS Result	MS % Rec	% Rec Limits	Qualifiers
Aluminum	ug/L	<200	25000	26400	106	70-130	
Barium	ug/L	39.2J	500	414	75	70-130	
Calcium	ug/L	13500	25000	39300	103	70-130	

Results presented on this page are in the units indicated by the "Units" column except where an alternate unit is presented to the right of the result.

### REPORT OF LABORATORY ANALYSIS

This report shall not be reproduced, except in full,  
without the written consent of Pace Analytical Services, LLC.

**QUALITY CONTROL DATA**

Project: OLD BETHPAGE LANDFILL 10/25

Pace Project No.: 70192284

MATRIX SPIKE SAMPLE: 1170286		70192284002	Spike	MS	MS	% Rec	
Parameter	Units	Result	Conc.	Result	% Rec	Limits	Qualifiers
Chromium	ug/L	1.6J	500	517	103	70-130	
Copper	ug/L	<25.0	500	513	102	70-130	
Iron	ug/L	30.2J	12500	13100	105	70-130	
Lead	ug/L	<5.0	500	508	102	70-130	
Magnesium	ug/L	8570	25000	34100	102	70-130	
Manganese	ug/L	2350	500	2740	78	70-130	
Nickel	ug/L	6.6J	500	517	102	70-130	
Potassium	ug/L	21500	25000	48800	109	70-130	
Sodium	ug/L	51400	25000	75700	97	70-130	
Zinc	ug/L	<20.0	500	512	102	70-130	

MATRIX SPIKE SAMPLE: 1170288		70192690003	Spike	MS	MS	% Rec	
Parameter	Units	Result	Conc.	Result	% Rec	Limits	Qualifiers
Aluminum	ug/L	246	25000	25100	99	70-130	
Barium	ug/L	<200	500	370	70	70-130	
Calcium	ug/L	20700	25000	43600	92	70-130	
Chromium	ug/L	<10.0	500	494	98	70-130	
Copper	ug/L	124	500	597	95	70-130	
Iron	ug/L	934	12500	13100	97	70-130	
Lead	ug/L	9.0	500	487	96	70-130	
Magnesium	ug/L	8160	25000	31600	94	70-130	
Manganese	ug/L	40.1	500	519	96	70-130	
Nickel	ug/L	<40.0	500	512	95	70-130	
Potassium	ug/L	15300	25000	40500	101	70-130	
Sodium	ug/L	75800	25000	94800	76	70-130	
Zinc	ug/L	129	500	587	92	70-130	

SAMPLE DUPLICATE: 1170285

Parameter	Units	70192284002	Dup	RPD	Qualifiers
		Result	Result		
Aluminum	ug/L	<200	<200		
Barium	ug/L	39.2J	38.7J		
Calcium	ug/L	13500	13300	1	
Chromium	ug/L	1.6J	1.6J		
Copper	ug/L	<25.0	<25.0		
Iron	ug/L	30.2J	32.2J		
Lead	ug/L	<5.0	<5.0		
Magnesium	ug/L	8570	8430	2	
Manganese	ug/L	2350	2310	2	
Nickel	ug/L	6.6J	6.2J		
Potassium	ug/L	21500	21200	1	
Sodium	ug/L	51400	50400	2	
Zinc	ug/L	<20.0	<20.0		

Results presented on this page are in the units indicated by the "Units" column except where an alternate unit is presented to the right of the result.

**REPORT OF LABORATORY ANALYSIS**

This report shall not be reproduced, except in full,  
without the written consent of Pace Analytical Services, LLC.

### QUALITY CONTROL DATA

Project: OLD BETHPAGE LANDFILL 10/25

Pace Project No.: 70192284

SAMPLE DUPLICATE: 1170287

Parameter	Units	70192690003 Result	Dup Result	RPD	Qualifiers
Aluminum	ug/L	246	231	6	
Barium	ug/L	<200	18.4J		
Calcium	ug/L	20700	19900	4	
Chromium	ug/L	<10.0	2.9J		
Copper	ug/L	124	117	6	
Iron	ug/L	934	864	8	
Lead	ug/L	9.0	10.0	10	
Magnesium	ug/L	8160	7790	5	
Manganese	ug/L	40.1	38.3	5	
Nickel	ug/L	<40.0	33.5J		
Potassium	ug/L	15300	14700	4	
Sodium	ug/L	75800	73000	4	
Zinc	ug/L	129	114	12	

Results presented on this page are in the units indicated by the "Units" column except where an alternate unit is presented to the right of the result.

### REPORT OF LABORATORY ANALYSIS

This report shall not be reproduced, except in full,  
without the written consent of Pace Analytical Services, LLC.

### QUALITY CONTROL DATA

Project: OLD BETHPAGE LANDFILL 10/25  
Pace Project No.: 70192284

QC Batch:	232557	Analysis Method:	EPA 200.7
QC Batch Method:	EPA 200.7	Analysis Description:	200.7 Metals, Total
		Laboratory:	Pace Analytical Services - Melville

Associated Lab Samples: 70192284010, 70192284012, 70192284014, 70192284018, 70192284020, 70192284022, 70192284025, 70192284027, 70192284030, 70192284031, 70192284032

METHOD BLANK: 1173090 Matrix: Water  
Associated Lab Samples: 70192284010, 70192284012, 70192284014, 70192284018, 70192284020, 70192284022, 70192284025, 70192284027, 70192284030, 70192284031, 70192284032

Parameter	Units	Blank Result	Reporting Limit	Analyzed	Qualifiers
Aluminum	ug/L	<200	200	11/10/21 18:06	
Barium	ug/L	<200	200	11/10/21 18:06	
Calcium	ug/L	<200	200	11/10/21 18:06	
Chromium	ug/L	<10.0	10.0	11/10/21 18:06	
Copper	ug/L	<25.0	25.0	11/10/21 18:06	
Iron	ug/L	<100	100	11/10/21 18:06	
Lead	ug/L	<5.0	5.0	11/10/21 18:06	
Magnesium	ug/L	<200	200	11/10/21 18:06	
Manganese	ug/L	<10.0	10.0	11/10/21 18:06	
Nickel	ug/L	<40.0	40.0	11/10/21 18:06	
Potassium	ug/L	<5000	5000	11/10/21 18:06	
Sodium	ug/L	<5000	5000	11/10/21 18:06	
Zinc	ug/L	<20.0	20.0	11/10/21 18:06	

LABORATORY CONTROL SAMPLE: 1173091

Parameter	Units	Spike Conc.	LCS Result	LCS % Rec	% Rec Limits	Qualifiers
Aluminum	ug/L	25000	23900	96	85-115	
Barium	ug/L	500	472	94	85-115	
Calcium	ug/L	25000	24000	96	85-115	
Chromium	ug/L	500	465	93	85-115	
Copper	ug/L	500	466	93	85-115	
Iron	ug/L	12500	11800	94	85-115	
Lead	ug/L	500	502	100	85-115	
Magnesium	ug/L	25000	23500	94	85-115	
Manganese	ug/L	500	470	94	85-115	
Nickel	ug/L	500	471	94	85-115	
Potassium	ug/L	25000	23400	94	85-115	
Sodium	ug/L	25000	23700	95	85-115	
Zinc	ug/L	500	453	91	85-115	

MATRIX SPIKE SAMPLE: 1173093

Parameter	Units	70192284010 Result	Spike Conc.	MS Result	MS % Rec	% Rec Limits	Qualifiers
Aluminum	ug/L	<200	25000	25500	102	70-130	
Barium	ug/L	42.3J	500	355	63	70-130	M1

Results presented on this page are in the units indicated by the "Units" column except where an alternate unit is presented to the right of the result.

### REPORT OF LABORATORY ANALYSIS

This report shall not be reproduced, except in full,  
without the written consent of Pace Analytical Services, LLC.

### QUALITY CONTROL DATA

Project: OLD BETHPAGE LANDFILL 10/25

Pace Project No.: 70192284

MATRIX SPIKE SAMPLE: 1173093		70192284010	Spike	MS	MS	% Rec	
Parameter	Units	Result	Conc.	Result	% Rec	Limits	Qualifiers
Calcium	ug/L	13800	25000	38300	98	70-130	
Chromium	ug/L	1.3J	500	487	97	70-130	
Copper	ug/L	<25.0	500	486	97	70-130	
Iron	ug/L	<100	12500	12300	98	70-130	
Lead	ug/L	<5.0	500	508	101	70-130	
Magnesium	ug/L	5580	25000	29900	97	70-130	
Manganese	ug/L	3200	500	3550	70	70-130	
Nickel	ug/L	8.6J	500	503	99	70-130	
Potassium	ug/L	10200	25000	36300	104	70-130	
Sodium	ug/L	59400	25000	83200	95	70-130	
Zinc	ug/L	<20.0	500	482	96	70-130	

MATRIX SPIKE SAMPLE: 1173095		70192869003	Spike	MS	MS	% Rec	
Parameter	Units	Result	Conc.	Result	% Rec	Limits	Qualifiers
Aluminum	ug/L	<200	25000	25600	102	70-130	
Barium	ug/L	<200	500	329	63	70-130	M1
Calcium	ug/L	15100	25000	39900	99	70-130	
Chromium	ug/L	<10.0	500	495	99	70-130	
Copper	ug/L	39.2	500	533	99	70-130	
Iron	ug/L	2450	12500	14700	98	70-130	
Lead	ug/L	6.7	500	520	103	70-130	
Magnesium	ug/L	3920	25000	28200	97	70-130	
Manganese	ug/L	25.1	500	513	98	70-130	
Nickel	ug/L	<40.0	500	510	101	70-130	
Potassium	ug/L	23300	25000	50900	110	70-130	
Sodium	ug/L	42600	25000	67300	99	70-130	
Zinc	ug/L	266	500	748	96	70-130	

SAMPLE DUPLICATE: 1173092

Parameter	Units	70192284010 Result	Dup Result	RPD	Qualifiers
Aluminum	ug/L	<200	<200		
Barium	ug/L	42.3J	42.6J		
Calcium	ug/L	13800	13900	1	
Chromium	ug/L	1.3J	1.5J		
Copper	ug/L	<25.0	<25.0		
Iron	ug/L	<100	<100		
Lead	ug/L	<5.0	<5.0		
Magnesium	ug/L	5580	5650	1	
Manganese	ug/L	3200	3230	1	
Nickel	ug/L	8.6J	8.8J		
Potassium	ug/L	10200	10200	0	
Sodium	ug/L	59400	59900	1	

Results presented on this page are in the units indicated by the "Units" column except where an alternate unit is presented to the right of the result.

### REPORT OF LABORATORY ANALYSIS

This report shall not be reproduced, except in full,  
without the written consent of Pace Analytical Services, LLC.

### QUALITY CONTROL DATA

Project: OLD BETHPAGE LANDFILL 10/25

Pace Project No.: 70192284

SAMPLE DUPLICATE: 1173092

Parameter	Units	70192284010 Result	Dup Result	RPD	Qualifiers
Zinc	ug/L	<20.0	<20.0		

SAMPLE DUPLICATE: 1173094

Parameter	Units	70192869003 Result	Dup Result	RPD	Qualifiers
Aluminum	ug/L	<200	68.7J		
Barium	ug/L	<200	<200		
Calcium	ug/L	15100	15200	1	
Chromium	ug/L	<10.0	1.1J		
Copper	ug/L	39.2	39.4	1	
Iron	ug/L	2450	2470	1	
Lead	ug/L	6.7	7.4	9	
Magnesium	ug/L	3920	3910	0	
Manganese	ug/L	25.1	25.3	1	
Nickel	ug/L	<40.0	<40.0		
Potassium	ug/L	23300	23400	0	
Sodium	ug/L	42600	42700	0	
Zinc	ug/L	266	262	2	

Results presented on this page are in the units indicated by the "Units" column except where an alternate unit is presented to the right of the result.

### REPORT OF LABORATORY ANALYSIS

This report shall not be reproduced, except in full,  
without the written consent of Pace Analytical Services, LLC.

### QUALITY CONTROL DATA

Project: OLD BETHPAGE LANDFILL 10/25  
Pace Project No.: 70192284

QC Batch: 231403 Analysis Method: EPA 8260C/5030C  
QC Batch Method: EPA 8260C/5030C Analysis Description: 8260 MSV  
Laboratory: Pace Analytical Services - Melville

Associated Lab Samples: 70192284001, 70192284002, 70192284004, 70192284006, 70192284008, 70192284010, 70192284012, 70192284014, 70192284016, 70192284017, 70192284018, 70192284020, 70192284022, 70192284024, 70192284025, 70192284027, 70192284029, 70192284030, 70192284031, 70192284032

METHOD BLANK: 1167358 Matrix: Water

Associated Lab Samples: 70192284001, 70192284002, 70192284004, 70192284006, 70192284008, 70192284010, 70192284012, 70192284014, 70192284016, 70192284017, 70192284018, 70192284020, 70192284022, 70192284024, 70192284025, 70192284027, 70192284029, 70192284030, 70192284031, 70192284032

Parameter	Units	Blank Result	Reporting Limit	Analyzed	Qualifiers
1,1,1-Trichloroethane	ug/L	<1.0	1.0	10/31/21 12:23	
1,1-Dichloroethane	ug/L	<1.0	1.0	10/31/21 12:23	
1,1-Dichloroethene	ug/L	<1.0	1.0	10/31/21 12:23	
1,2-Dichlorobenzene	ug/L	<1.0	1.0	10/31/21 12:23	
1,2-Dichloroethane	ug/L	<1.0	1.0	10/31/21 12:23	
1,2-Dichloropropane	ug/L	<1.0	1.0	10/31/21 12:23	
1,3-Dichlorobenzene	ug/L	<1.0	1.0	10/31/21 12:23	
1,4-Dichlorobenzene	ug/L	<1.0	1.0	10/31/21 12:23	
Benzene	ug/L	<1.0	1.0	10/31/21 12:23	
Bromodichloromethane	ug/L	<1.0	1.0	10/31/21 12:23	
Bromoform	ug/L	<1.0	1.0	10/31/21 12:23	
Carbon tetrachloride	ug/L	<1.0	1.0	10/31/21 12:23	
Chlorobenzene	ug/L	<1.0	1.0	10/31/21 12:23	
Chloroethane	ug/L	<1.0	1.0	10/31/21 12:23	
Chloroform	ug/L	<1.0	1.0	10/31/21 12:23	
cis-1,2-Dichloroethene	ug/L	<1.0	1.0	10/31/21 12:23	
Dibromochloromethane	ug/L	<1.0	1.0	10/31/21 12:23	
Dichlorodifluoromethane	ug/L	<1.0	1.0	10/31/21 12:23	v3
Ethylbenzene	ug/L	<1.0	1.0	10/31/21 12:23	
Isopropylbenzene (Cumene)	ug/L	<1.0	1.0	10/31/21 12:23	
m&p-Xylene	ug/L	<2.0	2.0	10/31/21 12:23	
Methylene Chloride	ug/L	<1.0	1.0	10/31/21 12:23	
n-Butylbenzene	ug/L	<1.0	1.0	10/31/21 12:23	
o-Xylene	ug/L	<1.0	1.0	10/31/21 12:23	
tert-Butylbenzene	ug/L	<1.0	1.0	10/31/21 12:23	
Tetrachloroethene	ug/L	<1.0	1.0	10/31/21 12:23	
Toluene	ug/L	<1.0	1.0	10/31/21 12:23	
trans-1,2-Dichloroethene	ug/L	<1.0	1.0	10/31/21 12:23	
Trichloroethene	ug/L	<1.0	1.0	10/31/21 12:23	
Vinyl chloride	ug/L	<1.0	1.0	10/31/21 12:23	
Xylene (Total)	ug/L	<3.0	3.0	10/31/21 12:23	
1,2-Dichloroethane-d4 (S)	%	100	81-122	10/31/21 12:23	
4-Bromofluorobenzene (S)	%	100	79-118	10/31/21 12:23	
Toluene-d8 (S)	%	98	82-122	10/31/21 12:23	

Results presented on this page are in the units indicated by the "Units" column except where an alternate unit is presented to the right of the result.

### REPORT OF LABORATORY ANALYSIS

This report shall not be reproduced, except in full,  
without the written consent of Pace Analytical Services, LLC.

### QUALITY CONTROL DATA

Project: OLD BETHPAGE LANDFILL 10/25  
Pace Project No.: 70192284

LABORATORY CONTROL SAMPLE: 1167359

Parameter	Units	Spike Conc.	LCS Result	LCS % Rec	% Rec Limits	Qualifiers
1,1,1-Trichloroethane	ug/L	50	49.5	99	72-126	
1,1-Dichloroethane	ug/L	50	55.5	111	72-126	
1,1-Dichloroethene	ug/L	50	66.3	133	66-133 v1	
1,2-Dichlorobenzene	ug/L	50	46.7	93	80-117	
1,2-Dichloroethane	ug/L	50	51.2	102	69-134	
1,2-Dichloropropane	ug/L	50	51.4	103	75-125	
1,3-Dichlorobenzene	ug/L	50	48.2	96	82-116	
1,4-Dichlorobenzene	ug/L	50	47.7	95	80-117	
Benzene	ug/L	50	54.2	108	78-117	
Bromodichloromethane	ug/L	50	50.5	101	80-123	
Bromoform	ug/L	50	43.9	88	49-138	
Carbon tetrachloride	ug/L	50	50.3	101	64-135	
Chlorobenzene	ug/L	50	47.2	94	79-117	
Chloroethane	ug/L	50	54.0	108	31-156	
Chloroform	ug/L	50	54.4	109	79-123	
cis-1,2-Dichloroethene	ug/L	50	58.1	116	77-125	
Dibromochloromethane	ug/L	50	43.2	86	65-123	
Dichlorodifluoromethane	ug/L	50	37.7	75	13-149 v3	
Ethylbenzene	ug/L	50	47.5	95	79-115	
Isopropylbenzene (Cumene)	ug/L	50	48.8	98	74-118	
m&p-Xylene	ug/L	100	96.5	97	80-118	
Methylene Chloride	ug/L	50	53.9	108	67-123	
n-Butylbenzene	ug/L	50	51.8	104	74-126	
o-Xylene	ug/L	50	48.1	96	80-119	
tert-Butylbenzene	ug/L	50	49.5	99	77-118	
Tetrachloroethene	ug/L	50	46.3	93	65-120	
Toluene	ug/L	50	50.7	101	80-114	
trans-1,2-Dichloroethene	ug/L	50	57.2	114	74-123	
Trichloroethene	ug/L	50	51.3	103	79-115	
Vinyl chloride	ug/L	50	48.8	98	49-118	
Xylene (Total)	ug/L	150	145	96	80-118	
1,2-Dichloroethane-d4 (S)	%			97	81-122	
4-Bromofluorobenzene (S)	%			104	79-118	
Toluene-d8 (S)	%			99	82-122	

MATRIX SPIKE SAMPLE: 1170749

Parameter	Units	70192284031 Result	Spike Conc.	MS Result	MS % Rec	% Rec Limits	Qualifiers
1,1,1-Trichloroethane	ug/L	<1.0	50	44.6	89	72-123	
1,1-Dichloroethane	ug/L	<1.0	50	50.2	100	70-124	
1,1-Dichloroethene	ug/L	0.66J	50	59.6	118	61-139 v1	
1,2-Dichlorobenzene	ug/L	<1.0	50	44.3	89	75-120	
1,2-Dichloroethane	ug/L	<1.0	50	48.6	97	58-138	
1,2-Dichloropropane	ug/L	<1.0	50	46.7	93	74-122	
1,3-Dichlorobenzene	ug/L	<1.0	50	44.0	88	78-119	

Results presented on this page are in the units indicated by the "Units" column except where an alternate unit is presented to the right of the result.

### REPORT OF LABORATORY ANALYSIS

This report shall not be reproduced, except in full,  
without the written consent of Pace Analytical Services, LLC.

### QUALITY CONTROL DATA

Project: OLD BETHPAGE LANDFILL 10/25  
Pace Project No.: 70192284

MATRIX SPIKE SAMPLE: 1170749		70192284031	Spike	MS	MS	% Rec	
Parameter	Units	Result	Conc.	Result	% Rec	Limits	Qualifiers
1,4-Dichlorobenzene	ug/L	<1.0	50	43.8	88	76-118	
Benzene	ug/L	<1.0	50	51.0	102	70-130	
Bromodichloromethane	ug/L	<1.0	50	46.9	94	74-122	
Bromoform	ug/L	<1.0	50	40.8	82	39-139	
Carbon tetrachloride	ug/L	<1.0	50	45.4	91	56-143	
Chlorobenzene	ug/L	<1.0	50	45.4	91	74-122	
Chloroethane	ug/L	<1.0	50	47.5	95	35-146	
Chloroform	ug/L	<1.0	50	51.3	103	71-129	
cis-1,2-Dichloroethene	ug/L	2.9	50	55.7	106	73-129	
Dibromochloromethane	ug/L	<1.0	50	39.2	78	55-126	
Dichlorodifluoromethane	ug/L	<1.0	50	34.9	70	10-123	v3
Ethylbenzene	ug/L	<1.0	50	44.2	88	70-126	
Isopropylbenzene (Cumene)	ug/L	<1.0	50	45.1	90	68-127	
m&p-Xylene	ug/L	<2.0	100	88.3	88	79-123	
Methylene Chloride	ug/L	<1.0	50	47.6	95	69-117	
n-Butylbenzene	ug/L	<1.0	50	48.7	97	64-136	
o-Xylene	ug/L	<1.0	50	44.9	90	57-139	
tert-Butylbenzene	ug/L	<1.0	50	46.2	92	71-126	
Tetrachloroethene	ug/L	<1.0	50	42.3	85	64-124	
Toluene	ug/L	<1.0	50	47.2	94	76-123	
trans-1,2-Dichloroethene	ug/L	<1.0	50	52.5	105	69-127	
Trichloroethene	ug/L	14.9	50	61.6	93	73-125	
Vinyl chloride	ug/L	<1.0	50	45.0	90	33-127	
Xylene (Total)	ug/L	<3.0	150	133	89	78-123	
1,2-Dichloroethane-d4 (S)	%				99	81-122	
4-Bromofluorobenzene (S)	%				104	79-118	
Toluene-d8 (S)	%				98	82-122	

SAMPLE DUPLICATE: 1167410

Parameter	Units	70192284006 Result	Dup Result	RPD	Qualifiers
1,1,1-Trichloroethane	ug/L	<1.0	<1.0		
1,1-Dichloroethane	ug/L	<1.0	<1.0		
1,1-Dichloroethene	ug/L	<1.0	<1.0		
1,2-Dichlorobenzene	ug/L	<1.0	<1.0		
1,2-Dichloroethane	ug/L	<1.0	<1.0		
1,2-Dichloropropane	ug/L	<1.0	<1.0		
1,3-Dichlorobenzene	ug/L	<1.0	<1.0		
1,4-Dichlorobenzene	ug/L	<1.0	<1.0		
Benzene	ug/L	<1.0	<1.0		
Bromodichloromethane	ug/L	<1.0	<1.0		
Bromoform	ug/L	<1.0	<1.0		
Carbon tetrachloride	ug/L	<1.0	<1.0		
Chlorobenzene	ug/L	<1.0	<1.0		
Chloroethane	ug/L	<1.0	<1.0		

Results presented on this page are in the units indicated by the "Units" column except where an alternate unit is presented to the right of the result.

### REPORT OF LABORATORY ANALYSIS

This report shall not be reproduced, except in full,  
without the written consent of Pace Analytical Services, LLC.

### QUALITY CONTROL DATA

Project: OLD BETHPAGE LANDFILL 10/25

Pace Project No.: 70192284

SAMPLE DUPLICATE: 1167410

Parameter	Units	70192284006 Result	Dup Result	RPD	Qualifiers
Chloroform	ug/L	<1.0	<1.0		
cis-1,2-Dichloroethene	ug/L	<1.0	<1.0		
Dibromochloromethane	ug/L	<1.0	<1.0		
Dichlorodifluoromethane	ug/L	<1.0	<1.0		v3
Ethylbenzene	ug/L	<1.0	<1.0		
Isopropylbenzene (Cumene)	ug/L	<1.0	<1.0		
m&p-Xylene	ug/L	<2.0	<2.0		
Methylene Chloride	ug/L	<1.0	<1.0		
n-Butylbenzene	ug/L	<1.0	<1.0		
o-Xylene	ug/L	<1.0	<1.0		
tert-Butylbenzene	ug/L	<1.0	<1.0		
Tetrachloroethene	ug/L	<1.0	<1.0		
Toluene	ug/L	<1.0	<1.0		
trans-1,2-Dichloroethene	ug/L	<1.0	<1.0		
Trichloroethene	ug/L	1.0	1.0		1
Vinyl chloride	ug/L	<1.0	<1.0		
Xylene (Total)	ug/L	<3.0	<3.0		
1,2-Dichloroethane-d4 (S)	%	99	98		
4-Bromofluorobenzene (S)	%	101	101		
Toluene-d8 (S)	%	97	97		

Results presented on this page are in the units indicated by the "Units" column except where an alternate unit is presented to the right of the result.

### REPORT OF LABORATORY ANALYSIS

This report shall not be reproduced, except in full,  
without the written consent of Pace Analytical Services, LLC.

### QUALITY CONTROL DATA

Project: OLD BETHPAGE LANDFILL 10/25  
Pace Project No.: 70192284

QC Batch:	231664	Analysis Method:	SM22 2320B
QC Batch Method:	SM22 2320B	Analysis Description:	2320B Alkalinity
		Laboratory:	Pace Analytical Services - Melville

Associated Lab Samples: 70192284002, 70192284004, 70192284006, 70192284008, 70192284010, 70192284012, 70192284014, 70192284018, 70192284020

METHOD BLANK: 1168601 Matrix: Water  
Associated Lab Samples: 70192284002, 70192284004, 70192284006, 70192284008, 70192284010, 70192284012, 70192284014, 70192284018, 70192284020

Parameter	Units	Blank Result	Reporting Limit	Analyzed	Qualifiers
Alkalinity, Total as CaCO3	mg/L	<1.0	1.0	11/02/21 15:33	
Alkalinity,Bicarbonate (CaCO3)	mg/L	<1.0	1.0	11/02/21 15:33	
Alkalinity,Carbonate (CaCO3)	mg/L	<1.0	1.0	11/02/21 15:33	

LABORATORY CONTROL SAMPLE: 1168602

Parameter	Units	Spike Conc.	LCS Result	LCS % Rec	% Rec Limits	Qualifiers
Alkalinity, Total as CaCO3	mg/L	25	24.7	99	85-115	

MATRIX SPIKE SAMPLE: 1168604

Parameter	Units	70192718004 Result	Spike Conc.	MS Result	MS % Rec	% Rec Limits	Qualifiers
Alkalinity, Total as CaCO3	mg/L	472	50	511	76	75-125	

SAMPLE DUPLICATE: 1168603

Parameter	Units	70192718004 Result	Dup Result	RPD	Qualifiers
Alkalinity, Total as CaCO3	mg/L	472	462	2	
Alkalinity,Bicarbonate (CaCO3)	mg/L	472	462	2	
Alkalinity,Carbonate (CaCO3)	mg/L	<1.0	<1.0		

Results presented on this page are in the units indicated by the "Units" column except where an alternate unit is presented to the right of the result.

### REPORT OF LABORATORY ANALYSIS

This report shall not be reproduced, except in full,  
without the written consent of Pace Analytical Services, LLC.

### QUALITY CONTROL DATA

Project: OLD BETHPAGE LANDFILL 10/25

Pace Project No.: 70192284

QC Batch:	232603	Analysis Method:	SM22 2320B
QC Batch Method:	SM22 2320B	Analysis Description:	2320B Alkalinity
		Laboratory:	Pace Analytical Services - Melville

Associated Lab Samples: 70192284025, 70192284027, 70192284031, 70192284032

METHOD BLANK: 1173243 Matrix: Water  
Associated Lab Samples: 70192284025, 70192284027, 70192284031, 70192284032

Parameter	Units	Blank Result	Reporting Limit	Analyzed	Qualifiers
Alkalinity, Total as CaCO3	mg/L	<1.0	1.0	11/09/21 16:10	
Alkalinity,Bicarbonate (CaCO3)	mg/L	<1.0	1.0	11/09/21 16:10	
Alkalinity,Carbonate (CaCO3)	mg/L	<1.0	1.0	11/09/21 16:10	

LABORATORY CONTROL SAMPLE: 1173244

Parameter	Units	Spike Conc.	LCS Result	LCS % Rec	% Rec Limits	Qualifiers
Alkalinity, Total as CaCO3	mg/L	25	24.7	99	85-115	

MATRIX SPIKE SAMPLE: 1173246

Parameter	Units	70193575016 Result	Spike Conc.	MS Result	MS % Rec	% Rec Limits	Qualifiers
Alkalinity, Total as CaCO3	mg/L	36.8	50	85.7	98	75-125	

SAMPLE DUPLICATE: 1173245

Parameter	Units	70193575016 Result	Dup Result	RPD	Qualifiers
Alkalinity, Total as CaCO3	mg/L	36.8	37.2	1	
Alkalinity,Bicarbonate (CaCO3)	mg/L	36.8	37.2	1	
Alkalinity,Carbonate (CaCO3)	mg/L	<1.0	<1.0		

Results presented on this page are in the units indicated by the "Units" column except where an alternate unit is presented to the right of the result.

### REPORT OF LABORATORY ANALYSIS

This report shall not be reproduced, except in full,  
without the written consent of Pace Analytical Services, LLC.

### QUALITY CONTROL DATA

Project: OLD BETHPAGE LANDFILL 10/25

Pace Project No.: 70192284

QC Batch: 232805

Analysis Method: SM22 2320B

QC Batch Method: SM22 2320B

Analysis Description: 2320B Alkalinity

Laboratory: Pace Analytical Services - Melville

Associated Lab Samples: 70192284022

METHOD BLANK: 1174465

Matrix: Water

Associated Lab Samples: 70192284022

Parameter	Units	Blank Result	Reporting Limit	Analyzed	Qualifiers
Alkalinity, Total as CaCO <sub>3</sub>	mg/L	<1.0	1.0	11/10/21 15:11	

LABORATORY CONTROL SAMPLE: 1174466

Parameter	Units	Spike Conc.	LCS Result	LCS % Rec	% Rec Limits	Qualifiers
Alkalinity, Total as CaCO <sub>3</sub>	mg/L	25	25.1	100	85-115	

Results presented on this page are in the units indicated by the "Units" column except where an alternate unit is presented to the right of the result.

### REPORT OF LABORATORY ANALYSIS

This report shall not be reproduced, except in full,  
without the written consent of Pace Analytical Services, LLC.

### QUALITY CONTROL DATA

Project: OLD BETHPAGE LANDFILL 10/25

Pace Project No.: 70192284

QC Batch: 232764

Analysis Method: SM22 2320B

QC Batch Method: SM22 2320B

Analysis Description: 2320B Alkalinity, High Level

Laboratory: Pace Analytical Services - Melville

Associated Lab Samples: 70192284030

METHOD BLANK: 1174385

Matrix: Water

Associated Lab Samples: 70192284030

Parameter	Units	Blank Result	Reporting Limit	Analyzed	Qualifiers
Alkalinity, Total as CaCO <sub>3</sub>	mg/L	ND	2.5	11/10/21 11:39	

LABORATORY CONTROL SAMPLE: 1174386

Parameter	Units	Spike Conc.	LCS Result	LCS % Rec	% Rec Limits	Qualifiers
Alkalinity, Total as CaCO <sub>3</sub>	mg/L	125	126	101	80-120	

MATRIX SPIKE SAMPLE: 1174388

Parameter	Units	70192284030 Result	Spike Conc.	MS Result	MS % Rec	% Rec Limits	Qualifiers
Alkalinity, Total as CaCO <sub>3</sub>	mg/L	1490	625	2180	111	75-125	

SAMPLE DUPLICATE: 1174387

Parameter	Units	70192284030 Result	Dup Result	RPD	Qualifiers
Alkalinity, Total as CaCO <sub>3</sub>	mg/L	1490	1500	1	

Results presented on this page are in the units indicated by the "Units" column except where an alternate unit is presented to the right of the result.

### REPORT OF LABORATORY ANALYSIS

This report shall not be reproduced, except in full,  
without the written consent of Pace Analytical Services, LLC.

### QUALITY CONTROL DATA

Project: OLD BETHPAGE LANDFILL 10/25  
Pace Project No.: 70192284

QC Batch: 231262 Analysis Method: SM22 2540C  
QC Batch Method: SM22 2540C Analysis Description: 2540C Total Dissolved Solids  
Laboratory: Pace Analytical Services - Melville  
Associated Lab Samples: 70192284002, 70192284004, 70192284006, 70192284008, 70192284010, 70192284012, 70192284014

METHOD BLANK: 1166273 Matrix: Water  
Associated Lab Samples: 70192284002, 70192284004, 70192284006, 70192284008, 70192284010, 70192284012, 70192284014

Parameter	Units	Blank Result	Reporting Limit	Analyzed	Qualifiers
Total Dissolved Solids	mg/L	ND	5.0	10/29/21 13:14	

LABORATORY CONTROL SAMPLE: 1166274

Parameter	Units	Spike Conc.	LCS Result	LCS % Rec	% Rec Limits	Qualifiers
Total Dissolved Solids	mg/L	500	470	94	85-115	

MATRIX SPIKE SAMPLE: 1166276

Parameter	Units	70192020001 Result	Spike Conc.	MS Result	MS % Rec	% Rec Limits	Qualifiers
Total Dissolved Solids	mg/L	62.0	300	360	99	75-125	

MATRIX SPIKE SAMPLE: 1166278

Parameter	Units	70192273001 Result	Spike Conc.	MS Result	MS % Rec	% Rec Limits	Qualifiers
Total Dissolved Solids	mg/L	176	300	465	96	75-125	

SAMPLE DUPLICATE: 1166275

Parameter	Units	70192020001 Result	Dup Result	RPD	Qualifiers
Total Dissolved Solids	mg/L	62.0	60.0	3	

SAMPLE DUPLICATE: 1166277

Parameter	Units	70192273001 Result	Dup Result	RPD	Qualifiers
Total Dissolved Solids	mg/L	176	178	1	

Results presented on this page are in the units indicated by the "Units" column except where an alternate unit is presented to the right of the result.

### REPORT OF LABORATORY ANALYSIS

This report shall not be reproduced, except in full,  
without the written consent of Pace Analytical Services, LLC.

### QUALITY CONTROL DATA

Project: OLD BETHPAGE LANDFILL 10/25  
Pace Project No.: 70192284

QC Batch: 231439 Analysis Method: SM22 2540C  
QC Batch Method: SM22 2540C Analysis Description: 2540C Total Dissolved Solids  
Laboratory: Pace Analytical Services - Melville  
Associated Lab Samples: 70192284018, 70192284020, 70192284022

METHOD BLANK: 1167470 Matrix: Water  
Associated Lab Samples: 70192284018, 70192284020, 70192284022

Parameter	Units	Blank Result	Reporting Limit	Analyzed	Qualifiers
Total Dissolved Solids	mg/L	ND	5.0	11/01/21 13:50	

LABORATORY CONTROL SAMPLE: 1167471

Parameter	Units	Spike Conc.	LCS Result	LCS % Rec	% Rec Limits	Qualifiers
Total Dissolved Solids	mg/L	500	470	94	85-115	

MATRIX SPIKE SAMPLE: 1167473

Parameter	Units	70192620004 Result	Spike Conc.	MS Result	MS % Rec	% Rec Limits	Qualifiers
Total Dissolved Solids	mg/L	372	600	962	98	75-125	

MATRIX SPIKE SAMPLE: 1167475

Parameter	Units	70192687001 Result	Spike Conc.	MS Result	MS % Rec	% Rec Limits	Qualifiers
Total Dissolved Solids	mg/L	190	300	495	102	75-125	

SAMPLE DUPLICATE: 1167472

Parameter	Units	70192620004 Result	Dup Result	RPD	Qualifiers
Total Dissolved Solids	mg/L	372	376	1	

SAMPLE DUPLICATE: 1167474

Parameter	Units	70192687001 Result	Dup Result	RPD	Qualifiers
Total Dissolved Solids	mg/L	190	188	1	

Results presented on this page are in the units indicated by the "Units" column except where an alternate unit is presented to the right of the result.

### REPORT OF LABORATORY ANALYSIS

This report shall not be reproduced, except in full,  
without the written consent of Pace Analytical Services, LLC.

### QUALITY CONTROL DATA

Project: OLD BETHPAGE LANDFILL 10/25  
Pace Project No.: 70192284

QC Batch: 231960 Analysis Method: SM22 2540C  
QC Batch Method: SM22 2540C Analysis Description: 2540C Total Dissolved Solids  
Laboratory: Pace Analytical Services - Melville  
Associated Lab Samples: 70192284025, 70192284027, 70192284030, 70192284031, 70192284032

METHOD BLANK: 1170157 Matrix: Water  
Associated Lab Samples: 70192284025, 70192284027, 70192284030, 70192284031, 70192284032

Parameter	Units	Blank Result	Reporting Limit	Analyzed	Qualifiers
Total Dissolved Solids	mg/L	ND	5.0	11/04/21 14:40	

LABORATORY CONTROL SAMPLE: 1170158

Parameter	Units	Spike Conc.	LCS Result	LCS % Rec	% Rec Limits	Qualifiers
Total Dissolved Solids	mg/L	500	468	94	85-115	

MATRIX SPIKE SAMPLE: 1170160

Parameter	Units	70192865004 Result	Spike Conc.	MS Result	MS % Rec	% Rec Limits	Qualifiers
Total Dissolved Solids	mg/L	1370	600	1890	87	75-125	

MATRIX SPIKE SAMPLE: 1170162

Parameter	Units	70192865006 Result	Spike Conc.	MS Result	MS % Rec	% Rec Limits	Qualifiers
Total Dissolved Solids	mg/L	1610	1200	2790	98	75-125	

SAMPLE DUPLICATE: 1170159

Parameter	Units	70192865004 Result	Dup Result	RPD	Qualifiers
Total Dissolved Solids	mg/L	1370	1370	0	

SAMPLE DUPLICATE: 1170161

Parameter	Units	70192865006 Result	Dup Result	RPD	Qualifiers
Total Dissolved Solids	mg/L	1610	1610	0	

Results presented on this page are in the units indicated by the "Units" column except where an alternate unit is presented to the right of the result.

### REPORT OF LABORATORY ANALYSIS

This report shall not be reproduced, except in full,  
without the written consent of Pace Analytical Services, LLC.

### QUALITY CONTROL DATA

Project: OLD BETHPAGE LANDFILL 10/25

Pace Project No.: 70192284

QC Batch: 230695

Analysis Method: SM22 3500-Cr B

QC Batch Method: SM22 3500-Cr B

Analysis Description: Chromium, Hexavalent by 3500

Laboratory: Pace Analytical Services - Melville

Associated Lab Samples: 70192284002, 70192284003, 70192284004, 70192284005, 70192284006, 70192284007, 70192284008, 70192284009, 70192284010, 70192284011, 70192284012, 70192284013, 70192284014, 70192284015

METHOD BLANK: 1163837

Matrix: Water

Associated Lab Samples: 70192284002, 70192284003, 70192284004, 70192284005, 70192284006, 70192284007, 70192284008, 70192284009, 70192284010, 70192284011, 70192284012, 70192284013, 70192284014, 70192284015

Parameter	Units	Blank Result	Reporting Limit	Analyzed	Qualifiers
Chromium, Hexavalent	mg/L	<0.020	0.020	10/26/21 11:13	

LABORATORY CONTROL SAMPLE: 1163838

Parameter	Units	Spike Conc.	LCS Result	LCS % Rec	% Rec Limits	Qualifiers
Chromium, Hexavalent	mg/L	0.2	0.19	97	85-115	

MATRIX SPIKE SAMPLE: 1163839

Parameter	Units	70192284004 Result	Spike Conc.	MS Result	MS % Rec	% Rec Limits	Qualifiers
Chromium, Hexavalent	mg/L	<0.020	0.2	0.19	93	75-125	H1

SAMPLE DUPLICATE: 1163840

Parameter	Units	70192284005 Result	Dup Result	RPD	Qualifiers
Chromium, Hexavalent	mg/L	<0.020	<0.020		H1

Results presented on this page are in the units indicated by the "Units" column except where an alternate unit is presented to the right of the result.

### REPORT OF LABORATORY ANALYSIS

This report shall not be reproduced, except in full,  
without the written consent of Pace Analytical Services, LLC.

### QUALITY CONTROL DATA

Project: OLD BETHPAGE LANDFILL 10/25  
Pace Project No.: 70192284

QC Batch: 231111 Analysis Method: SM22 3500-Cr B  
QC Batch Method: SM22 3500-Cr B Analysis Description: Chromium, Hexavalent by 3500  
Laboratory: Pace Analytical Services - Melville  
Associated Lab Samples: 70192284018, 70192284019, 70192284020, 70192284021, 70192284022, 70192284023

METHOD BLANK: 1165599 Matrix: Water  
Associated Lab Samples: 70192284018, 70192284019, 70192284020, 70192284021, 70192284022, 70192284023

Parameter	Units	Blank Result	Reporting Limit	Analyzed	Qualifiers
Chromium, Hexavalent	mg/L	<0.020	0.020	10/28/21 20:19	

LABORATORY CONTROL SAMPLE: 1165600

Parameter	Units	Spike Conc.	LCS Result	LCS % Rec	% Rec Limits	Qualifiers
Chromium, Hexavalent	mg/L	0.2	0.19	95	85-115	

MATRIX SPIKE SAMPLE: 1165601

Parameter	Units	70192284018 Result	Spike Conc.	MS Result	MS % Rec	% Rec Limits	Qualifiers
Chromium, Hexavalent	mg/L	<0.020	0.2	0.15	76	75-125	H1

SAMPLE DUPLICATE: 1165602

Parameter	Units	70192284018 Result	Dup Result	RPD	Qualifiers
Chromium, Hexavalent	mg/L	<0.020	<0.020		H1

Results presented on this page are in the units indicated by the "Units" column except where an alternate unit is presented to the right of the result.

### REPORT OF LABORATORY ANALYSIS

This report shall not be reproduced, except in full,  
without the written consent of Pace Analytical Services, LLC.

### QUALITY CONTROL DATA

Project: OLD BETHPAGE LANDFILL 10/25  
Pace Project No.: 70192284

QC Batch:	231354	Analysis Method:	SM22 3500-Cr B
QC Batch Method:	SM22 3500-Cr B	Analysis Description:	Chromium, Hexavalent by 3500
		Laboratory:	Pace Analytical Services - Melville

Associated Lab Samples: 70192284025, 70192284026, 70192284027, 70192284028, 70192284030, 70192284031, 70192284032, 70192284033, 70192284034, 70192284035

METHOD BLANK: 1166804 Matrix: Water  
Associated Lab Samples: 70192284025, 70192284026, 70192284027, 70192284028, 70192284030, 70192284031, 70192284032, 70192284033, 70192284034, 70192284035

Parameter	Units	Blank Result	Reporting Limit	Analyzed	Qualifiers
Chromium, Hexavalent	mg/L	<0.020	0.020	10/29/21 11:29	

LABORATORY CONTROL SAMPLE: 1166805

Parameter	Units	Spike Conc.	LCS Result	LCS % Rec	% Rec Limits	Qualifiers
Chromium, Hexavalent	mg/L	0.2	0.19	97	85-115	

MATRIX SPIKE SAMPLE: 1166806

Parameter	Units	70192284025 Result	Spike Conc.	MS Result	MS % Rec	% Rec Limits	Qualifiers
Chromium, Hexavalent	mg/L	<0.020	0.2	0.10	50	75-125	H1,M1

SAMPLE DUPLICATE: 1166807

Parameter	Units	70192284025 Result	Dup Result	RPD	Qualifiers
Chromium, Hexavalent	mg/L	<0.020	<0.020		H1

Results presented on this page are in the units indicated by the "Units" column except where an alternate unit is presented to the right of the result.

### REPORT OF LABORATORY ANALYSIS

This report shall not be reproduced, except in full,  
without the written consent of Pace Analytical Services, LLC.

### QUALITY CONTROL DATA

Project: OLD BETHPAGE LANDFILL 10/25  
Pace Project No.: 70192284

QC Batch:	232439	Analysis Method:	EPA 300.0
QC Batch Method:	EPA 300.0	Analysis Description:	300.0 IC Anions
		Laboratory:	Pace Analytical Services - Melville

Associated Lab Samples: 70192284002, 70192284004, 70192284006, 70192284008, 70192284010, 70192284012, 70192284014, 70192284018, 70192284020, 70192284022

METHOD BLANK: 1172544 Matrix: Water  
Associated Lab Samples: 70192284002, 70192284004, 70192284006, 70192284008, 70192284010, 70192284012, 70192284014, 70192284018, 70192284020, 70192284022

Parameter	Units	Blank Result	Reporting Limit	Analyzed	Qualifiers
Sulfate	mg/L	<5.0	5.0	11/08/21 23:42	

LABORATORY CONTROL SAMPLE: 1172545

Parameter	Units	Spike Conc.	LCS Result	LCS % Rec	% Rec Limits	Qualifiers
Sulfate	mg/L	10	10.4	104	90-110	

MATRIX SPIKE SAMPLE: 1172546

Parameter	Units	70192284002 Result	Spike Conc.	MS Result	MS % Rec	% Rec Limits	Qualifiers
Sulfate	mg/L	19.9	10	29.2	94	90-110	

MATRIX SPIKE SAMPLE: 1172548

Parameter	Units	70193170005 Result	Spike Conc.	MS Result	MS % Rec	% Rec Limits	Qualifiers
Sulfate	mg/L	11.3	10	23.0	117	90-110	M1

SAMPLE DUPLICATE: 1172547

Parameter	Units	70192284002 Result	Dup Result	RPD	Qualifiers
Sulfate	mg/L	19.9	19.7	1	

SAMPLE DUPLICATE: 1172549

Parameter	Units	70193170005 Result	Dup Result	RPD	Qualifiers
Sulfate	mg/L	11.3	11.2	0	

Results presented on this page are in the units indicated by the "Units" column except where an alternate unit is presented to the right of the result.

### REPORT OF LABORATORY ANALYSIS

This report shall not be reproduced, except in full,  
without the written consent of Pace Analytical Services, LLC.

### QUALITY CONTROL DATA

Project: OLD BETHPAGE LANDFILL 10/25  
Pace Project No.: 70192284

QC Batch: 232639 Analysis Method: EPA 300.0  
QC Batch Method: EPA 300.0 Analysis Description: 300.0 IC Anions  
Laboratory: Pace Analytical Services - Melville  
Associated Lab Samples: 70192284025, 70192284027, 70192284030, 70192284031, 70192284032

METHOD BLANK: 1173482 Matrix: Water  
Associated Lab Samples: 70192284025, 70192284027, 70192284030, 70192284031, 70192284032

Parameter	Units	Blank Result	Reporting Limit	Analyzed	Qualifiers
Sulfate	mg/L	<5.0	5.0	11/09/21 17:42	

LABORATORY CONTROL SAMPLE: 1173483

Parameter	Units	Spike Conc.	LCS Result	LCS % Rec	% Rec Limits	Qualifiers
Sulfate	mg/L	10	10.5	105	90-110	

MATRIX SPIKE SAMPLE: 1173484

Parameter	Units	70193584001 Result	Spike Conc.	MS Result	MS % Rec	% Rec Limits	Qualifiers
Sulfate	mg/L	22.3	10	31.5	92	90-110	

MATRIX SPIKE SAMPLE: 1173486

Parameter	Units	70193180003 Result	Spike Conc.	MS Result	MS % Rec	% Rec Limits	Qualifiers
Sulfate	mg/L	33.4	10	43.3	99	90-110	

SAMPLE DUPLICATE: 1173485

Parameter	Units	70193584001 Result	Dup Result	RPD	Qualifiers
Sulfate	mg/L	22.3	23.3	4	

SAMPLE DUPLICATE: 1173487

Parameter	Units	70193180003 Result	Dup Result	RPD	Qualifiers
Sulfate	mg/L	33.4	33.6	1	

Results presented on this page are in the units indicated by the "Units" column except where an alternate unit is presented to the right of the result.

### REPORT OF LABORATORY ANALYSIS

This report shall not be reproduced, except in full,  
without the written consent of Pace Analytical Services, LLC.

### QUALITY CONTROL DATA

Project: OLD BETHPAGE LANDFILL 10/25  
Pace Project No.: 70192284

QC Batch:	232534	Analysis Method:	EPA 351.2
QC Batch Method:	EPA 351.2	Analysis Description:	351.2 TKN
		Laboratory:	Pace Analytical Services - Melville

Associated Lab Samples: 70192284002, 70192284004, 70192284006, 70192284008, 70192284010, 70192284012, 70192284014, 70192284018, 70192284020, 70192284022, 70192284025, 70192284027, 70192284030, 70192284031, 70192284032

METHOD BLANK: 1173023 Matrix: Water  
Associated Lab Samples: 70192284002, 70192284004, 70192284006, 70192284008, 70192284010, 70192284012, 70192284014, 70192284018, 70192284020, 70192284022, 70192284025, 70192284027, 70192284030, 70192284031, 70192284032

Parameter	Units	Blank Result	Reporting Limit	Analyzed	Qualifiers
Nitrogen, Kjeldahl, Total	mg/L	ND	0.094	11/10/21 15:15	

LABORATORY CONTROL SAMPLE: 1173024

Parameter	Units	Spike Conc.	LCS Result	LCS % Rec	% Rec Limits	Qualifiers
Nitrogen, Kjeldahl, Total	mg/L	4	3.9	98	90-110	

MATRIX SPIKE SAMPLE: 1173025

Parameter	Units	70192284014 Result	Spike Conc.	MS Result	MS % Rec	% Rec Limits	Qualifiers
Nitrogen, Kjeldahl, Total	mg/L	<0.10	4	3.8	94	90-110	

MATRIX SPIKE SAMPLE: 1173027

Parameter	Units	70192284027 Result	Spike Conc.	MS Result	MS % Rec	% Rec Limits	Qualifiers
Nitrogen, Kjeldahl, Total	mg/L	1.0	4	4.8	95	90-110	

SAMPLE DUPLICATE: 1173026

Parameter	Units	70192284014 Result	Dup Result	RPD	Qualifiers
Nitrogen, Kjeldahl, Total	mg/L	<0.10	0.21		

SAMPLE DUPLICATE: 1173028

Parameter	Units	70192284027 Result	Dup Result	RPD	Qualifiers
Nitrogen, Kjeldahl, Total	mg/L	1.0	0.84	21	D6

Results presented on this page are in the units indicated by the "Units" column except where an alternate unit is presented to the right of the result.

### REPORT OF LABORATORY ANALYSIS

This report shall not be reproduced, except in full,  
without the written consent of Pace Analytical Services, LLC.

### QUALITY CONTROL DATA

Project: OLD BETHPAGE LANDFILL 10/25  
Pace Project No.: 70192284

QC Batch: 230674      Analysis Method: EPA 353.2  
QC Batch Method: EPA 353.2      Analysis Description: 353.2 Nitrite, Unpres.  
Laboratory: Pace Analytical Services - Melville

Associated Lab Samples: 70192284002, 70192284004

METHOD BLANK: 1163767      Matrix: Water  
Associated Lab Samples: 70192284002, 70192284004

Parameter	Units	Blank Result	Reporting Limit	Analyzed	Qualifiers
Nitrite as N	mg/L	ND	0.027	10/25/21 21:58	

LABORATORY CONTROL SAMPLE: 1163768

Parameter	Units	Spike Conc.	LCS Result	LCS % Rec	% Rec Limits	Qualifiers
Nitrite as N	mg/L	1	1.0	102	90-110	

MATRIX SPIKE SAMPLE: 1163769

Parameter	Units	70192258001 Result	Spike Conc.	MS Result	MS % Rec	% Rec Limits	Qualifiers
Nitrite as N	mg/L	<0.050	0.5	0.46	86	90-110	M1

MATRIX SPIKE SAMPLE: 1163771

Parameter	Units	70192269001 Result	Spike Conc.	MS Result	MS % Rec	% Rec Limits	Qualifiers
Nitrite as N	mg/L	<0.050	0.5	0.54	103	90-110	

SAMPLE DUPLICATE: 1163770

Parameter	Units	70192258001 Result	Dup Result	RPD	Qualifiers
Nitrite as N	mg/L	<0.050	<0.050		

SAMPLE DUPLICATE: 1163772

Parameter	Units	70192269001 Result	Dup Result	RPD	Qualifiers
Nitrite as N	mg/L	<0.050	<0.050		

Results presented on this page are in the units indicated by the "Units" column except where an alternate unit is presented to the right of the result.

### REPORT OF LABORATORY ANALYSIS

This report shall not be reproduced, except in full,  
without the written consent of Pace Analytical Services, LLC.

### QUALITY CONTROL DATA

Project: OLD BETHPAGE LANDFILL 10/25  
Pace Project No.: 70192284

QC Batch: 230675 Analysis Method: EPA 353.2  
QC Batch Method: EPA 353.2 Analysis Description: 353.2 Nitrite, Unpres.  
Laboratory: Pace Analytical Services - Melville  
Associated Lab Samples: 70192284006, 70192284008, 70192284010, 70192284012

METHOD BLANK: 1163773 Matrix: Water  
Associated Lab Samples: 70192284006, 70192284008, 70192284010, 70192284012

Parameter	Units	Blank Result	Reporting Limit	Analyzed	Qualifiers
Nitrite as N	mg/L	ND	0.027	10/25/21 22:33	

LABORATORY CONTROL SAMPLE: 1163774

Parameter	Units	Spike Conc.	LCS Result	LCS % Rec	% Rec Limits	Qualifiers
Nitrite as N	mg/L	1	1.0	102	90-110	

MATRIX SPIKE SAMPLE: 1163775

Parameter	Units	70192265001 Result	Spike Conc.	MS Result	MS % Rec	% Rec Limits	Qualifiers
Nitrite as N	mg/L	<0.050	0.5	0.48	90	90-110	

MATRIX SPIKE SAMPLE: 1163777

Parameter	Units	70192290001 Result	Spike Conc.	MS Result	MS % Rec	% Rec Limits	Qualifiers
Nitrite as N	mg/L	<0.050	0.5	0.47	90	90-110	

SAMPLE DUPLICATE: 1163776

Parameter	Units	70192265001 Result	Dup Result	RPD	Qualifiers
Nitrite as N	mg/L	<0.050	0.031J		

SAMPLE DUPLICATE: 1163778

Parameter	Units	70192290001 Result	Dup Result	RPD	Qualifiers
Nitrite as N	mg/L	<0.050	<0.050		

Results presented on this page are in the units indicated by the "Units" column except where an alternate unit is presented to the right of the result.

### REPORT OF LABORATORY ANALYSIS

This report shall not be reproduced, except in full,  
without the written consent of Pace Analytical Services, LLC.

### QUALITY CONTROL DATA

Project: OLD BETHPAGE LANDFILL 10/25

Pace Project No.: 70192284

QC Batch: 230676	Analysis Method: EPA 353.2
QC Batch Method: EPA 353.2	Analysis Description: 353.2 Nitrite, Unpres.
	Laboratory: Pace Analytical Services - Melville

Associated Lab Samples: 70192284014

METHOD BLANK: 1163779 Matrix: Water

Associated Lab Samples: 70192284014

Parameter	Units	Blank Result	Reporting Limit	Analyzed	Qualifiers
Nitrite as N	mg/L	ND	0.027	10/25/21 23:12	

LABORATORY CONTROL SAMPLE: 1163780

Parameter	Units	Spike Conc.	LCS Result	LCS % Rec	% Rec Limits	Qualifiers
Nitrite as N	mg/L	1	1.0	103	90-110	

MATRIX SPIKE SAMPLE: 1163781

Parameter	Units	70192284014 Result	Spike Conc.	MS Result	MS % Rec	% Rec Limits	Qualifiers
Nitrite as N	mg/L	<0.050	0.5	0.48	92	90-110	

SAMPLE DUPLICATE: 1163782

Parameter	Units	70192284014 Result	Dup Result	RPD	Qualifiers
Nitrite as N	mg/L	<0.050	<0.050		

Results presented on this page are in the units indicated by the "Units" column except where an alternate unit is presented to the right of the result.

### REPORT OF LABORATORY ANALYSIS

This report shall not be reproduced, except in full,  
without the written consent of Pace Analytical Services, LLC.

### QUALITY CONTROL DATA

Project: OLD BETHPAGE LANDFILL 10/25  
Pace Project No.: 70192284

QC Batch: 231232 Analysis Method: EPA 353.2  
QC Batch Method: EPA 353.2 Analysis Description: 353.2 Nitrite, Unpres.  
Laboratory: Pace Analytical Services - Melville  
Associated Lab Samples: 70192284018, 70192284020, 70192284022

METHOD BLANK: 1166133 Matrix: Water  
Associated Lab Samples: 70192284018, 70192284020, 70192284022

Parameter	Units	Blank Result	Reporting Limit	Analyzed	Qualifiers
Nitrite as N	mg/L	ND	0.027	10/28/21 21:25	

LABORATORY CONTROL SAMPLE: 1166134

Parameter	Units	Spike Conc.	LCS Result	LCS % Rec	% Rec Limits	Qualifiers
Nitrite as N	mg/L	1	0.99	99	90-110	

MATRIX SPIKE SAMPLE: 1166135

Parameter	Units	70192613002 Result	Spike Conc.	MS Result	MS % Rec	% Rec Limits	Qualifiers
Nitrite as N	mg/L	0.38	0.5	0.92	109	90-110	

MATRIX SPIKE SAMPLE: 1166137

Parameter	Units	70192620004 Result	Spike Conc.	MS Result	MS % Rec	% Rec Limits	Qualifiers
Nitrite as N	mg/L	<0.050	0.5	0.49	94	90-110	

SAMPLE DUPLICATE: 1166136

Parameter	Units	70192613002 Result	Dup Result	RPD	Qualifiers
Nitrite as N	mg/L	0.38	0.37	1	

SAMPLE DUPLICATE: 1166138

Parameter	Units	70192620004 Result	Dup Result	RPD	Qualifiers
Nitrite as N	mg/L	<0.050	<0.050		

Results presented on this page are in the units indicated by the "Units" column except where an alternate unit is presented to the right of the result.

### REPORT OF LABORATORY ANALYSIS

This report shall not be reproduced, except in full,  
without the written consent of Pace Analytical Services, LLC.

### QUALITY CONTROL DATA

Project: OLD BETHPAGE LANDFILL 10/25

Pace Project No.: 70192284

QC Batch: 231369

Analysis Method: EPA 353.2

QC Batch Method: EPA 353.2

Analysis Description: 353.2 Nitrite, Unpres.

Laboratory: Pace Analytical Services - Melville

Associated Lab Samples: 70192284025, 70192284027

METHOD BLANK: 1167057

Matrix: Water

Associated Lab Samples: 70192284025, 70192284027

Parameter	Units	Blank Result	Reporting Limit	Analyzed	Qualifiers
Nitrite as N	mg/L	ND	0.027	10/29/21 22:55	

LABORATORY CONTROL SAMPLE: 1167058

Parameter	Units	Spike Conc.	LCS Result	LCS % Rec	% Rec Limits	Qualifiers
Nitrite as N	mg/L	1	0.97	97	90-110	

MATRIX SPIKE SAMPLE: 1167059

Parameter	Units	70192718001 Result	Spike Conc.	MS Result	MS % Rec	% Rec Limits	Qualifiers
Nitrite as N	mg/L	<0.050	0.5	0.50	99	90-110	

MATRIX SPIKE SAMPLE: 1167061

Parameter	Units	70192759004 Result	Spike Conc.	MS Result	MS % Rec	% Rec Limits	Qualifiers
Nitrite as N	mg/L	<0.050	0.5	0.50	101	90-110	

SAMPLE DUPLICATE: 1167060

Parameter	Units	70192718001 Result	Dup Result	RPD	Qualifiers
Nitrite as N	mg/L	<0.050	<0.050		

SAMPLE DUPLICATE: 1167062

Parameter	Units	70192759004 Result	Dup Result	RPD	Qualifiers
Nitrite as N	mg/L	<0.050	<0.050		

Results presented on this page are in the units indicated by the "Units" column except where an alternate unit is presented to the right of the result.

### REPORT OF LABORATORY ANALYSIS

This report shall not be reproduced, except in full,  
without the written consent of Pace Analytical Services, LLC.

### QUALITY CONTROL DATA

Project: OLD BETHPAGE LANDFILL 10/25  
Pace Project No.: 70192284

QC Batch: 231372      Analysis Method: EPA 353.2  
QC Batch Method: EPA 353.2      Analysis Description: 353.2 Nitrite, Unpres.  
Laboratory: Pace Analytical Services - Melville  
Associated Lab Samples: 70192284030, 70192284031, 70192284032

METHOD BLANK: 1167075      Matrix: Water  
Associated Lab Samples: 70192284030, 70192284031, 70192284032

Parameter	Units	Blank Result	Reporting Limit	Analyzed	Qualifiers
Nitrite as N	mg/L	ND	0.027	10/30/21 00:09	

LABORATORY CONTROL SAMPLE: 1167076

Parameter	Units	Spike Conc.	LCS Result	LCS % Rec	% Rec Limits	Qualifiers
Nitrite as N	mg/L	1	0.97	97	90-110	

MATRIX SPIKE SAMPLE: 1167077

Parameter	Units	70192834001 Result	Spike Conc.	MS Result	MS % Rec	% Rec Limits	Qualifiers
Nitrite as N	mg/L	<0.050	0.5	0.48	97	90-110	

MATRIX SPIKE SAMPLE: 1167082

Parameter	Units	70192865008 Result	Spike Conc.	MS Result	MS % Rec	% Rec Limits	Qualifiers
Nitrite as N	mg/L	<0.050	0.5	0.51	102	90-110	

SAMPLE DUPLICATE: 1167078

Parameter	Units	70192834001 Result	Dup Result	RPD	Qualifiers
Nitrite as N	mg/L	<0.050	<0.050		

SAMPLE DUPLICATE: 1167083

Parameter	Units	70192865008 Result	Dup Result	RPD	Qualifiers
Nitrite as N	mg/L	<0.050	<0.050		

Results presented on this page are in the units indicated by the "Units" column except where an alternate unit is presented to the right of the result.

### REPORT OF LABORATORY ANALYSIS

This report shall not be reproduced, except in full,  
without the written consent of Pace Analytical Services, LLC.

**QUALITY CONTROL DATA**

Project: OLD BETHPAGE LANDFILL 10/25

Pace Project No.: 70192284

QC Batch:	231747	Analysis Method:	EPA 353.2
QC Batch Method:	EPA 353.2	Analysis Description:	353.2 Nitrate + Nitrite, preserved
		Laboratory:	Pace Analytical Services - Melville

Associated Lab Samples: 70192284002, 70192284004, 70192284006, 70192284008, 70192284010, 70192284012, 70192284014

METHOD BLANK: 1169150 Matrix: Water  
Associated Lab Samples: 70192284002, 70192284004, 70192284006, 70192284008, 70192284010, 70192284012, 70192284014

Parameter	Units	Blank Result	Reporting Limit	Analyzed	Qualifiers
Nitrate-Nitrite (as N)	mg/L	ND	0.037	11/02/21 23:40	

LABORATORY CONTROL SAMPLE: 1169151

Parameter	Units	Spike Conc.	LCS Result	LCS % Rec	% Rec Limits	Qualifiers
Nitrate-Nitrite (as N)	mg/L	1	0.93	93	90-110	

MATRIX SPIKE SAMPLE: 1169152

Parameter	Units	70193163001 Result	Spike Conc.	MS Result	MS % Rec	% Rec Limits	Qualifiers
Nitrate-Nitrite (as N)	mg/L	2.8	2.5	5.2	96	90-110	

MATRIX SPIKE SAMPLE: 1169154

Parameter	Units	70192284002 Result	Spike Conc.	MS Result	MS % Rec	% Rec Limits	Qualifiers
Nitrate-Nitrite (as N)	mg/L	0.22	0.5	0.68	91	90-110	

SAMPLE DUPLICATE: 1169153

Parameter	Units	70193163001 Result	Dup Result	RPD	Qualifiers
Nitrate-Nitrite (as N)	mg/L	2.8	2.8	0	

SAMPLE DUPLICATE: 1169155

Parameter	Units	70192284002 Result	Dup Result	RPD	Qualifiers
Nitrate-Nitrite (as N)	mg/L	0.22	0.23	4	

Results presented on this page are in the units indicated by the "Units" column except where an alternate unit is presented to the right of the result.

**REPORT OF LABORATORY ANALYSIS**

This report shall not be reproduced, except in full,  
without the written consent of Pace Analytical Services, LLC.

**QUALITY CONTROL DATA**

Project: OLD BETHPAGE LANDFILL 10/25

Pace Project No.: 70192284

QC Batch: 232527 Analysis Method: EPA 353.2  
 QC Batch Method: EPA 353.2 Analysis Description: 353.2 Nitrate + Nitrite, preserved  
 Laboratory: Pace Analytical Services - Melville  
 Associated Lab Samples: 70192284018, 70192284020, 70192284022

METHOD BLANK: 1173012 Matrix: Water  
 Associated Lab Samples: 70192284018, 70192284020, 70192284022

Parameter	Units	Blank Result	Reporting Limit	Analyzed	Qualifiers
Nitrate-Nitrite (as N)	mg/L	ND	0.037	11/09/21 00:55	

LABORATORY CONTROL SAMPLE: 1173013

Parameter	Units	Spike Conc.	LCS Result	LCS % Rec	% Rec Limits	Qualifiers
Nitrate-Nitrite (as N)	mg/L	1	0.95	95	90-110	

MATRIX SPIKE SAMPLE: 1173014

Parameter	Units	70193363001 Result	Spike Conc.	MS Result	MS % Rec	% Rec Limits	Qualifiers
Nitrate-Nitrite (as N)	mg/L	3.0	2.5	5.5	101	90-110	

MATRIX SPIKE SAMPLE: 1173016

Parameter	Units	70193364006 Result	Spike Conc.	MS Result	MS % Rec	% Rec Limits	Qualifiers
Nitrate-Nitrite (as N)	mg/L	2.2	2.5	4.8	102	90-110	

SAMPLE DUPLICATE: 1173015

Parameter	Units	70193363001 Result	Dup Result	RPD	Qualifiers
Nitrate-Nitrite (as N)	mg/L	3.0	2.7	9	

SAMPLE DUPLICATE: 1173017

Parameter	Units	70193364006 Result	Dup Result	RPD	Qualifiers
Nitrate-Nitrite (as N)	mg/L	2.2	2.1	4	

Results presented on this page are in the units indicated by the "Units" column except where an alternate unit is presented to the right of the result.

**REPORT OF LABORATORY ANALYSIS**

This report shall not be reproduced, except in full,  
 without the written consent of Pace Analytical Services, LLC.

### QUALITY CONTROL DATA

Project: OLD BETHPAGE LANDFILL 10/25  
Pace Project No.: 70192284

QC Batch: 232679 Analysis Method: EPA 353.2  
QC Batch Method: EPA 353.2 Analysis Description: 353.2 Nitrate + Nitrite, preserved  
Laboratory: Pace Analytical Services - Melville  
Associated Lab Samples: 70192284025, 70192284027, 70192284030

METHOD BLANK: 1173733 Matrix: Water  
Associated Lab Samples: 70192284025, 70192284027, 70192284030

Parameter	Units	Blank Result	Reporting Limit	Analyzed	Qualifiers
Nitrate-Nitrite (as N)	mg/L	ND	0.037	11/09/21 18:41	

LABORATORY CONTROL SAMPLE: 1173734

Parameter	Units	Spike Conc.	LCS Result	LCS % Rec	% Rec Limits	Qualifiers
Nitrate-Nitrite (as N)	mg/L	1	1.0	100	90-110	

MATRIX SPIKE SAMPLE: 1173735

Parameter	Units	70193594001 Result	Spike Conc.	MS Result	MS % Rec	% Rec Limits	Qualifiers
Nitrate-Nitrite (as N)	mg/L	2.4	2.5	5.0	105	90-110	

MATRIX SPIKE SAMPLE: 1173737

Parameter	Units	70192819004 Result	Spike Conc.	MS Result	MS % Rec	% Rec Limits	Qualifiers
Nitrate-Nitrite (as N)	mg/L	0.48	1	1.4	94	90-110	

SAMPLE DUPLICATE: 1173736

Parameter	Units	70193594001 Result	Dup Result	RPD	Qualifiers
Nitrate-Nitrite (as N)	mg/L	2.4	2.6	8	

SAMPLE DUPLICATE: 1173738

Parameter	Units	70192819004 Result	Dup Result	RPD	Qualifiers
Nitrate-Nitrite (as N)	mg/L	0.48	0.48	1	

Results presented on this page are in the units indicated by the "Units" column except where an alternate unit is presented to the right of the result.

### REPORT OF LABORATORY ANALYSIS

This report shall not be reproduced, except in full,  
without the written consent of Pace Analytical Services, LLC.

### QUALITY CONTROL DATA

Project: OLD BETHPAGE LANDFILL 10/25

Pace Project No.: 70192284

QC Batch: 233279

Analysis Method: EPA 353.2

QC Batch Method: EPA 353.2

Analysis Description: 353.2 Nitrate + Nitrite, preserved

Laboratory: Pace Analytical Services - Melville

Associated Lab Samples: 70192284031, 70192284032

METHOD BLANK: 1176911

Matrix: Water

Associated Lab Samples: 70192284031, 70192284032

Parameter	Units	Blank Result	Reporting Limit	Analyzed	Qualifiers
Nitrate-Nitrite (as N)	mg/L	ND	0.037	11/13/21 15:32	

LABORATORY CONTROL SAMPLE: 1176912

Parameter	Units	Spike Conc.	LCS Result	LCS % Rec	% Rec Limits	Qualifiers
Nitrate-Nitrite (as N)	mg/L	1	1.0	105	90-110	

MATRIX SPIKE SAMPLE: 1176913

Parameter	Units	70193597001 Result	Spike Conc.	MS Result	MS % Rec	% Rec Limits	Qualifiers
Nitrate-Nitrite (as N)	mg/L	<0.050	0.5	0.47	94	90-110	

SAMPLE DUPLICATE: 1176914

Parameter	Units	70193597001 Result	Dup Result	RPD	Qualifiers
Nitrate-Nitrite (as N)	mg/L	<0.050	<0.050		

Results presented on this page are in the units indicated by the "Units" column except where an alternate unit is presented to the right of the result.

### REPORT OF LABORATORY ANALYSIS

This report shall not be reproduced, except in full,  
without the written consent of Pace Analytical Services, LLC.

### QUALITY CONTROL DATA

Project: OLD BETHPAGE LANDFILL 10/25  
Pace Project No.: 70192284

QC Batch: 231662      Analysis Method: EPA 420.1  
QC Batch Method: EPA 420.1      Analysis Description: 420.1 Phenolics Macro  
Laboratory: Pace Analytical Services - Melville  
Associated Lab Samples: 70192284002

METHOD BLANK: 1168593      Matrix: Water  
Associated Lab Samples: 70192284002

Parameter	Units	Blank Result	Reporting Limit	Analyzed	Qualifiers
Phenolics, Total Recoverable	ug/L	<5.0	5.0	11/02/21 17:36	

LABORATORY CONTROL SAMPLE: 1168594

Parameter	Units	Spike Conc.	LCS Result	LCS % Rec	% Rec Limits	Qualifiers
Phenolics, Total Recoverable	ug/L	100	101	101	90-110	

MATRIX SPIKE SAMPLE: 1168595

Parameter	Units	70192620004 Result	Spike Conc.	MS Result	MS % Rec	% Rec Limits	Qualifiers
Phenolics, Total Recoverable	ug/L	<5.0	50	58.1	111	75-125	

SAMPLE DUPLICATE: 1168596

Parameter	Units	70192620004 Result	Dup Result	RPD	Qualifiers
Phenolics, Total Recoverable	ug/L	<5.0	<5.0		

Results presented on this page are in the units indicated by the "Units" column except where an alternate unit is presented to the right of the result.

### REPORT OF LABORATORY ANALYSIS

This report shall not be reproduced, except in full,  
without the written consent of Pace Analytical Services, LLC.

**QUALITY CONTROL DATA**

Project: OLD BETHPAGE LANDFILL 10/25

Pace Project No.: 70192284

QC Batch:	231964	Analysis Method:	EPA 420.1
QC Batch Method:	EPA 420.1	Analysis Description:	420.1 Phenolics Macro
		Laboratory:	Pace Analytical Services - Melville

Associated Lab Samples: 70192284004, 70192284006, 70192284008, 70192284010, 70192284012, 70192284018, 70192284020

METHOD BLANK: 1170169 Matrix: Water

Associated Lab Samples: 70192284004, 70192284006, 70192284008, 70192284010, 70192284012, 70192284018, 70192284020

Parameter	Units	Blank Result	Reporting Limit	Analyzed	Qualifiers
Phenolics, Total Recoverable	ug/L	<5.0	5.0	11/05/21 09:00	

LABORATORY CONTROL SAMPLE: 1170170

Parameter	Units	Spike Conc.	LCS Result	LCS % Rec	% Rec Limits	Qualifiers
Phenolics, Total Recoverable	ug/L	100	102	102	90-110	

MATRIX SPIKE SAMPLE: 1170171

Parameter	Units	70192284006 Result	Spike Conc.	MS Result	MS % Rec	% Rec Limits	Qualifiers
Phenolics, Total Recoverable	ug/L	<5.0	50	57.1	106	75-125	

SAMPLE DUPLICATE: 1170172

Parameter	Units	70192076003 Result	Dup Result	RPD	Qualifiers
Phenolics, Total Recoverable	ug/L	25.9	<5.0		

Results presented on this page are in the units indicated by the "Units" column except where an alternate unit is presented to the right of the result.

**REPORT OF LABORATORY ANALYSIS**

This report shall not be reproduced, except in full,  
without the written consent of Pace Analytical Services, LLC.

### QUALITY CONTROL DATA

Project: OLD BETHPAGE LANDFILL 10/25  
Pace Project No.: 70192284

QC Batch: 232394 Analysis Method: EPA 420.1  
QC Batch Method: EPA 420.1 Analysis Description: 420.1 Phenolics Macro  
Laboratory: Pace Analytical Services - Melville  
Associated Lab Samples: 70192284014, 70192284022, 70192284025, 70192284027, 70192284030, 70192284031, 70192284032

METHOD BLANK: 1172411 Matrix: Water  
Associated Lab Samples: 70192284014, 70192284022, 70192284025, 70192284027, 70192284030, 70192284031, 70192284032

Parameter	Units	Blank Result	Reporting Limit	Analyzed	Qualifiers
Phenolics, Total Recoverable	ug/L	<5.0	5.0	11/09/21 15:29	

LABORATORY CONTROL SAMPLE: 1172412

Parameter	Units	Spike Conc.	LCS Result	LCS % Rec	% Rec Limits	Qualifiers
Phenolics, Total Recoverable	ug/L	100	93.1	93	90-110	

MATRIX SPIKE SAMPLE: 1172413

Parameter	Units	70192872010 Result	Spike Conc.	MS Result	MS % Rec	% Rec Limits	Qualifiers
Phenolics, Total Recoverable	ug/L	<5.0	50	45.8	90	75-125	

SAMPLE DUPLICATE: 1172414

Parameter	Units	70192872010 Result	Dup Result	RPD	Qualifiers
Phenolics, Total Recoverable	ug/L	<5.0	<5.0		

Results presented on this page are in the units indicated by the "Units" column except where an alternate unit is presented to the right of the result.

### REPORT OF LABORATORY ANALYSIS

This report shall not be reproduced, except in full,  
without the written consent of Pace Analytical Services, LLC.

### QUALITY CONTROL DATA

Project: OLD BETHPAGE LANDFILL 10/25  
Pace Project No.: 70192284

QC Batch:	231510	Analysis Method:	SM22 4500-CN-E
QC Batch Method:	SM20/22 4500-CN-C	Analysis Description:	4500 CNE Cyanide, Total
		Laboratory:	Pace Analytical Services - Melville

Associated Lab Samples: 70192284002, 70192284004, 70192284006, 70192284008, 70192284010, 70192284012, 70192284014

METHOD BLANK: 1167730 Matrix: Water  
Associated Lab Samples: 70192284002, 70192284004, 70192284006, 70192284008, 70192284010, 70192284012, 70192284014

Parameter	Units	Blank Result	Reporting Limit	Analyzed	Qualifiers
Cyanide	ug/L	ND	5.0	11/01/21 19:43	

LABORATORY CONTROL SAMPLE: 1167731

Parameter	Units	Spike Conc.	LCS Result	LCS % Rec	% Rec Limits	Qualifiers
Cyanide	ug/L	75	74.6	99	85-115	

MATRIX SPIKE SAMPLE: 1167732

Parameter	Units	70191907001 Result	Spike Conc.	MS Result	MS % Rec	% Rec Limits	Qualifiers
Cyanide	ug/L	<10.0	100	101	97	75-125	

SAMPLE DUPLICATE: 1167733

Parameter	Units	70191907001 Result	Dup Result	RPD	Qualifiers
Cyanide	ug/L	<10.0	<10.0		

Results presented on this page are in the units indicated by the "Units" column except where an alternate unit is presented to the right of the result.

### REPORT OF LABORATORY ANALYSIS

This report shall not be reproduced, except in full,  
without the written consent of Pace Analytical Services, LLC.

### QUALITY CONTROL DATA

Project: OLD BETHPAGE LANDFILL 10/25  
Pace Project No.: 70192284

QC Batch: 232286 Analysis Method: SM22 4500-CN-E  
QC Batch Method: SM20/22 4500-CN-C Analysis Description: 4500 CNE Cyanide, Total  
Laboratory: Pace Analytical Services - Melville  
Associated Lab Samples: 70192284018, 70192284020, 70192284022

METHOD BLANK: 1171575 Matrix: Water  
Associated Lab Samples: 70192284018, 70192284020, 70192284022

Parameter	Units	Blank Result	Reporting Limit	Analyzed	Qualifiers
Cyanide	ug/L	ND	5.0	11/05/21 20:59	

LABORATORY CONTROL SAMPLE: 1171576

Parameter	Units	Spike Conc.	LCS Result	LCS % Rec	% Rec Limits	Qualifiers
Cyanide	ug/L	75	68.8	92	85-115	

MATRIX SPIKE SAMPLE: 1171577

Parameter	Units	70192690003 Result	Spike Conc.	MS Result	MS % Rec	% Rec Limits	Qualifiers
Cyanide	ug/L	<10.0	100	95.5	90	75-125	

SAMPLE DUPLICATE: 1171578

Parameter	Units	70192690003 Result	Dup Result	RPD	Qualifiers
Cyanide	ug/L	<10.0	<10.0		

Results presented on this page are in the units indicated by the "Units" column except where an alternate unit is presented to the right of the result.

### REPORT OF LABORATORY ANALYSIS

This report shall not be reproduced, except in full,  
without the written consent of Pace Analytical Services, LLC.

### QUALITY CONTROL DATA

Project: OLD BETHPAGE LANDFILL 10/25

Pace Project No.: 70192284

QC Batch:	232471	Analysis Method:	SM22 4500-CN-E
QC Batch Method:	SM20/22 4500-CN-C	Analysis Description:	4500 CNE Cyanide, Total
		Laboratory:	Pace Analytical Services - Melville

Associated Lab Samples: 70192284025, 70192284027, 70192284030, 70192284031, 70192284032

METHOD BLANK: 1172678 Matrix: Water

Associated Lab Samples: 70192284025, 70192284027, 70192284030, 70192284031, 70192284032

Parameter	Units	Blank Result	Reporting Limit	Analyzed	Qualifiers
Cyanide	ug/L	ND	5.0	11/08/21 19:50	

LABORATORY CONTROL SAMPLE: 1172679

Parameter	Units	Spike Conc.	LCS Result	LCS % Rec	% Rec Limits	Qualifiers
Cyanide	ug/L	75	72.7	97	85-115	

MATRIX SPIKE SAMPLE: 1172680

Parameter	Units	70193026002 Result	Spike Conc.	MS Result	MS % Rec	% Rec Limits	Qualifiers
Cyanide	ug/L	<10.0	100	125	117	75-125	

SAMPLE DUPLICATE: 1172681

Parameter	Units	70193026002 Result	Dup Result	RPD	Qualifiers
Cyanide	ug/L	<10.0	7.2J		

Results presented on this page are in the units indicated by the "Units" column except where an alternate unit is presented to the right of the result.

### REPORT OF LABORATORY ANALYSIS

This report shall not be reproduced, except in full,  
without the written consent of Pace Analytical Services, LLC.

### QUALITY CONTROL DATA

Project: OLD BETHPAGE LANDFILL 10/25  
Pace Project No.: 70192284

QC Batch:	231617	Analysis Method:	SM22 4500-CI-E
QC Batch Method:	SM22 4500-CI-E	Analysis Description:	4500 Chloride
		Laboratory:	Pace Analytical Services - Melville

Associated Lab Samples: 70192284002, 70192284004, 70192284006, 70192284008, 70192284010, 70192284012, 70192284014, 70192284018, 70192284020, 70192284022

METHOD BLANK: 1168428 Matrix: Water  
Associated Lab Samples: 70192284002, 70192284004, 70192284006, 70192284008, 70192284010, 70192284012, 70192284014, 70192284018, 70192284020, 70192284022

Parameter	Units	Blank Result	Reporting Limit	Analyzed	Qualifiers
Chloride	mg/L	<2.0	2.0	11/02/21 11:22	

LABORATORY CONTROL SAMPLE: 1168429

Parameter	Units	Spike Conc.	LCS Result	LCS % Rec	% Rec Limits	Qualifiers
Chloride	mg/L	50	49.3	99	90-110	

MATRIX SPIKE SAMPLE: 1168430

Parameter	Units	70192958001 Result	Spike Conc.	MS Result	MS % Rec	% Rec Limits	Qualifiers
Chloride	mg/L	283	125	363	64	80-120	M1

SAMPLE DUPLICATE: 1168431

Parameter	Units	70192958001 Result	Dup Result	RPD	Qualifiers
Chloride	mg/L	283	290	2	

Results presented on this page are in the units indicated by the "Units" column except where an alternate unit is presented to the right of the result.

### REPORT OF LABORATORY ANALYSIS

This report shall not be reproduced, except in full,  
without the written consent of Pace Analytical Services, LLC.

### QUALITY CONTROL DATA

Project: OLD BETHPAGE LANDFILL 10/25  
Pace Project No.: 70192284

QC Batch: 232462 Analysis Method: SM22 4500-Cl-E  
QC Batch Method: SM22 4500-Cl-E Analysis Description: 4500 Chloride  
Laboratory: Pace Analytical Services - Melville  
Associated Lab Samples: 70192284025, 70192284027, 70192284030, 70192284031, 70192284032

METHOD BLANK: 1172643 Matrix: Water  
Associated Lab Samples: 70192284025, 70192284027, 70192284030, 70192284031, 70192284032

Parameter	Units	Blank Result	Reporting Limit	Analyzed	Qualifiers
Chloride	mg/L	<2.0	2.0	11/08/21 15:32	

LABORATORY CONTROL SAMPLE: 1172644

Parameter	Units	Spike Conc.	LCS Result	LCS % Rec	% Rec Limits	Qualifiers
Chloride	mg/L	50	49.1	98	90-110	

MATRIX SPIKE SAMPLE: 1172645

Parameter	Units	70193475001 Result	Spike Conc.	MS Result	MS % Rec	% Rec Limits	Qualifiers
Chloride	mg/L	239	125	325	68	80-120	M1

SAMPLE DUPLICATE: 1172646

Parameter	Units	70193475001 Result	Dup Result	RPD	Qualifiers
Chloride	mg/L	239	229	4	

Results presented on this page are in the units indicated by the "Units" column except where an alternate unit is presented to the right of the result.

### REPORT OF LABORATORY ANALYSIS

This report shall not be reproduced, except in full,  
without the written consent of Pace Analytical Services, LLC.

### QUALITY CONTROL DATA

Project: OLD BETHPAGE LANDFILL 10/25

Pace Project No.: 70192284

QC Batch: 232414

Analysis Method: SM22 4500 NH3 H

QC Batch Method: SM22 4500 NH3 H

Analysis Description: 4500 Ammonia

Laboratory: Pace Analytical Services - Melville

Associated Lab Samples: 70192284004, 70192284006, 70192284008, 70192284010, 70192284012, 70192284014, 70192284018, 70192284020, 70192284022

METHOD BLANK: 1172490

Matrix: Water

Associated Lab Samples: 70192284004, 70192284006, 70192284008, 70192284010, 70192284012, 70192284014, 70192284018, 70192284020, 70192284022

Parameter	Units	Blank Result	Reporting Limit	Analyzed	Qualifiers
Nitrogen, Ammonia	mg/L	ND	0.050	11/08/21 12:31	

LABORATORY CONTROL SAMPLE: 1172491

Parameter	Units	Spike Conc.	LCS Result	LCS % Rec	% Rec Limits	Qualifiers
Nitrogen, Ammonia	mg/L	1	0.95	95	90-110	

MATRIX SPIKE SAMPLE: 1172492

Parameter	Units	70192828001 Result	Spike Conc.	MS Result	MS % Rec	% Rec Limits	Qualifiers
Nitrogen, Ammonia	mg/L	<0.10	1	1.1	109	75-125	

SAMPLE DUPLICATE: 1172493

Parameter	Units	70192828001 Result	Dup Result	RPD	Qualifiers
Nitrogen, Ammonia	mg/L	<0.10	<0.10		

Results presented on this page are in the units indicated by the "Units" column except where an alternate unit is presented to the right of the result.

### REPORT OF LABORATORY ANALYSIS

This report shall not be reproduced, except in full,  
without the written consent of Pace Analytical Services, LLC.

### QUALITY CONTROL DATA

Project: OLD BETHPAGE LANDFILL 10/25  
Pace Project No.: 70192284

QC Batch: 232553 Analysis Method: SM22 4500 NH3 H  
QC Batch Method: SM22 4500 NH3 H Analysis Description: 4500 Ammonia  
Laboratory: Pace Analytical Services - Melville  
Associated Lab Samples: 70192284002, 70192284025, 70192284027, 70192284030, 70192284031, 70192284032

METHOD BLANK: 1173078 Matrix: Water  
Associated Lab Samples: 70192284002, 70192284025, 70192284027, 70192284030, 70192284031, 70192284032

Parameter	Units	Blank Result	Reporting Limit	Analyzed	Qualifiers
Nitrogen, Ammonia	mg/L	ND	0.050	11/09/21 14:28	

LABORATORY CONTROL SAMPLE: 1173079

Parameter	Units	Spike Conc.	LCS Result	LCS % Rec	% Rec Limits	Qualifiers
Nitrogen, Ammonia	mg/L	1	0.94	94	90-110	

MATRIX SPIKE SAMPLE: 1173080

Parameter	Units	70193584001 Result	Spike Conc.	MS Result	MS % Rec	% Rec Limits	Qualifiers
Nitrogen, Ammonia	mg/L	<0.10	1	1.1	110	75-125	

SAMPLE DUPLICATE: 1173081

Parameter	Units	70193584001 Result	Dup Result	RPD	Qualifiers
Nitrogen, Ammonia	mg/L	<0.10	<0.10		

Results presented on this page are in the units indicated by the "Units" column except where an alternate unit is presented to the right of the result.

### REPORT OF LABORATORY ANALYSIS

This report shall not be reproduced, except in full,  
without the written consent of Pace Analytical Services, LLC.

## QUALIFIERS

Project: OLD BETHPAGE LANDFILL 10/25

Pace Project No.: 70192284

---

### DEFINITIONS

DF - Dilution Factor, if reported, represents the factor applied to the reported data due to dilution of the sample aliquot.

ND - Not Detected at or above adjusted reporting limit.

TNTC - Too Numerous To Count

J - Estimated concentration above the adjusted method detection limit and below the adjusted reporting limit.

MDL - Adjusted Method Detection Limit.

PQL - Practical Quantitation Limit.

RL - Reporting Limit - The lowest concentration value that meets project requirements for quantitative data with known precision and bias for a specific analyte in a specific matrix.

S - Surrogate

1,2-Diphenylhydrazine decomposes to and cannot be separated from Azobenzene using Method 8270. The result for each analyte is a combined concentration.

Consistent with EPA guidelines, unrounded data are displayed and have been used to calculate % recovery and RPD values.

LCS(D) - Laboratory Control Sample (Duplicate)

MS(D) - Matrix Spike (Duplicate)

DUP - Sample Duplicate

RPD - Relative Percent Difference

NC - Not Calculable.

SG - Silica Gel - Clean-Up

U - Indicates the compound was analyzed for, but not detected.

N-Nitrosodiphenylamine decomposes and cannot be separated from Diphenylamine using Method 8270. The result reported for each analyte is a combined concentration.

Reported results are not rounded until the final step prior to reporting. Therefore, calculated parameters that are typically reported as "Total" may vary slightly from the sum of the reported component parameters.

Pace Analytical is TNI accredited. Contact your Pace PM for the current list of accredited analytes.

TNI - The NELAC Institute.

### ANALYTE QUALIFIERS

B Analyte was detected in the associated method blank.

D6 The precision between the sample and sample duplicate exceeded laboratory control limits.

H1 Analysis conducted outside the EPA method holding time.

M1 Matrix spike recovery exceeded QC limits. Batch accepted based on laboratory control sample (LCS) recovery.

v1 The continuing calibration verification was above the method acceptance limit. Any detection for the analyte in the associated samples may have a high bias.

v3 The continuing calibration verification was below the method acceptance limit. Any detection for the analyte in the associated samples may have a low bias.

## REPORT OF LABORATORY ANALYSIS

This report shall not be reproduced, except in full,  
without the written consent of Pace Analytical Services, LLC.

### QUALITY CONTROL DATA CROSS REFERENCE TABLE

Project: OLD BETHPAGE LANDFILL 10/25

Pace Project No.: 70192284

Lab ID	Sample ID	QC Batch Method	QC Batch	Analytical Method	Analytical Batch
70192284002	OBS-1_10/25/2021	EPA 200.7	232015	EPA 200.7	232474
70192284004	BLIND DUPLICATE_10/25/2021	EPA 200.7	232015	EPA 200.7	232474
70192284006	MW-09B_10/25/2021	EPA 200.7	232015	EPA 200.7	232474
70192284008	MW-09C_10/25/2021	EPA 200.7	232015	EPA 200.7	232474
70192284010	MW-05B_10/25/2021	EPA 200.7	232557	EPA 200.7	232744
70192284012	MW-08B_10/25/2021	EPA 200.7	232557	EPA 200.7	232744
70192284014	MW-08A_10/25/2021	EPA 200.7	232557	EPA 200.7	232744
70192284018	MW-06F_10/27/2021	EPA 200.7	232557	EPA 200.7	232744
70192284020	MW-06C_10/27/2021	EPA 200.7	232557	EPA 200.7	232744
70192284022	MW-06E_10/27/2021	EPA 200.7	232557	EPA 200.7	232744
70192284025	MW-06B_10/28/2021	EPA 200.7	232557	EPA 200.7	232744
70192284027	MW-06A_10/28/2021	EPA 200.7	232557	EPA 200.7	232744
70192284030	LF-2_10/29/2021	EPA 200.7	232557	EPA 200.7	232744
70192284031	LF-1_10/29/2021	EPA 200.7	232557	EPA 200.7	232744
70192284032	FIELD BLANK_10/29/2021	EPA 200.7	232557	EPA 200.7	232744
70192284003	OBS-1_10/25/2021 DISS	EPA 200.7	232623		
70192284005	BLIND DUPLICATE_10/25/2021 DIS	EPA 200.7	232623		
70192284007	MW-09B_10/25/2021 DISS	EPA 200.7	232623		
70192284009	MW-09C_10/25/2021 DISS	EPA 200.7	232623		
70192284011	MW-05B_10/25/2021 DISS	EPA 200.7	232623		
70192284013	MW-08B_10/25/2021 DISS	EPA 200.7	232623		
70192284015	MW-08A_10/25/2021 DISS	EPA 200.7	232623		
70192284019	MW-06F_10/27/2021 DISS	EPA 200.7	232623		
70192284021	MW-06C_10/27/2021 DISS	EPA 200.7	232623		
70192284023	MW-06E_10/27/2021 DISS	EPA 200.7	232623		
70192284026	MW-06B_10/28/2021 DISS	EPA 200.7	232623		
70192284028	MW-06A_10/28/2021 DISS	EPA 200.7	232623		
70192284033	LF-2_10/29/2021 DISS	EPA 200.7	232623		
70192284034	LF-1_10/29/2021 DISS	EPA 200.7	232623		
70192284035	FIELD BLANK_10/29/2021 DISS	EPA 200.7	232623		
70192284002	OBS-1_10/25/2021	SM22 2340B	233390		
70192284004	BLIND DUPLICATE_10/25/2021	SM22 2340B	233390		
70192284006	MW-09B_10/25/2021	SM22 2340B	233390		
70192284008	MW-09C_10/25/2021	SM22 2340B	233390		
70192284010	MW-05B_10/25/2021	SM22 2340B	233390		
70192284012	MW-08B_10/25/2021	SM22 2340B	233390		
70192284014	MW-08A_10/25/2021	SM22 2340B	233390		
70192284018	MW-06F_10/27/2021	SM22 2340B	233390		
70192284020	MW-06C_10/27/2021	SM22 2340B	233390		
70192284022	MW-06E_10/27/2021	SM22 2340B	233390		
70192284025	MW-06B_10/28/2021	SM22 2340B	233390		
70192284027	MW-06A_10/28/2021	SM22 2340B	233390		
70192284030	LF-2_10/29/2021	SM22 2340B	233390		
70192284031	LF-1_10/29/2021	SM22 2340B	233390		
70192284032	FIELD BLANK_10/29/2021	SM22 2340B	233390		
70192284002	OBS-1_10/25/2021	EPA 245.1	231184	EPA 245.1	231227

### REPORT OF LABORATORY ANALYSIS

This report shall not be reproduced, except in full,  
without the written consent of Pace Analytical Services, LLC.

### QUALITY CONTROL DATA CROSS REFERENCE TABLE

Project: OLD BETHPAGE LANDFILL 10/25

Pace Project No.: 70192284

Lab ID	Sample ID	QC Batch Method	QC Batch	Analytical Method	Analytical Batch
70192284004	BLIND DUPLICATE_10/25/2021	EPA 245.1	231184	EPA 245.1	231227
70192284006	MW-09B_10/25/2021	EPA 245.1	231184	EPA 245.1	231227
70192284008	MW-09C_10/25/2021	EPA 245.1	231184	EPA 245.1	231227
70192284010	MW-05B_10/25/2021	EPA 245.1	231184	EPA 245.1	231227
70192284012	MW-08B_10/25/2021	EPA 245.1	231184	EPA 245.1	231227
70192284014	MW-08A_10/25/2021	EPA 245.1	231184	EPA 245.1	231227
70192284018	MW-06F_10/27/2021	EPA 245.1	231437	EPA 245.1	231492
70192284020	MW-06C_10/27/2021	EPA 245.1	231437	EPA 245.1	231492
70192284022	MW-06E_10/27/2021	EPA 245.1	231437	EPA 245.1	231492
70192284025	MW-06B_10/28/2021	EPA 245.1	231769	EPA 245.1	231841
70192284027	MW-06A_10/28/2021	EPA 245.1	231769	EPA 245.1	231841
70192284030	LF-2_10/29/2021	EPA 245.1	231769	EPA 245.1	231841
70192284031	LF-1_10/29/2021	EPA 245.1	231769	EPA 245.1	231841
70192284032	FIELD BLANK_10/29/2021	EPA 245.1	231769	EPA 245.1	231841
70192284003	OBS-1_10/25/2021 DISS	EPA 245.1	231257	EPA 245.1	231431
70192284005	BLIND DUPLICATE_10/25/2021 DIS	EPA 245.1	231257	EPA 245.1	231431
70192284007	MW-09B_10/25/2021 DISS	EPA 245.1	231257	EPA 245.1	231431
70192284009	MW-09C_10/25/2021 DISS	EPA 245.1	231257	EPA 245.1	231431
70192284011	MW-05B_10/25/2021 DISS	EPA 245.1	231257	EPA 245.1	231431
70192284013	MW-08B_10/25/2021 DISS	EPA 245.1	231257	EPA 245.1	231431
70192284015	MW-08A_10/25/2021 DISS	EPA 245.1	231257	EPA 245.1	231431
70192284019	MW-06F_10/27/2021 DISS	EPA 245.1	231438	EPA 245.1	231493
70192284021	MW-06C_10/27/2021 DISS	EPA 245.1	231438	EPA 245.1	231493
70192284023	MW-06E_10/27/2021 DISS	EPA 245.1	231438	EPA 245.1	231493
70192284026	MW-06B_10/28/2021 DISS	EPA 245.1	231770	EPA 245.1	231842
70192284028	MW-06A_10/28/2021 DISS	EPA 245.1	231770	EPA 245.1	231842
70192284033	LF-2_10/29/2021 DISS	EPA 245.1	231770	EPA 245.1	231842
70192284034	LF-1_10/29/2021 DISS	EPA 245.1	231770	EPA 245.1	231842
70192284035	FIELD BLANK_10/29/2021 DISS	EPA 245.1	231770	EPA 245.1	231842
70192284001	TRIP BLANK_10/25/2021	EPA 8260C/5030C	231403		
70192284002	OBS-1_10/25/2021	EPA 8260C/5030C	231403		
70192284004	BLIND DUPLICATE_10/25/2021	EPA 8260C/5030C	231403		
70192284006	MW-09B_10/25/2021	EPA 8260C/5030C	231403		
70192284008	MW-09C_10/25/2021	EPA 8260C/5030C	231403		
70192284010	MW-05B_10/25/2021	EPA 8260C/5030C	231403		
70192284012	MW-08B_10/25/2021	EPA 8260C/5030C	231403		
70192284014	MW-08A_10/25/2021	EPA 8260C/5030C	231403		
70192284016	STORAGE BLANK	EPA 8260C/5030C	231403		
70192284017	TRIP BLANK_10/27/2021	EPA 8260C/5030C	231403		
70192284018	MW-06F_10/27/2021	EPA 8260C/5030C	231403		
70192284020	MW-06C_10/27/2021	EPA 8260C/5030C	231403		
70192284022	MW-06E_10/27/2021	EPA 8260C/5030C	231403		
70192284024	TRIP BLANK_10/28/2021	EPA 8260C/5030C	231403		
70192284025	MW-06B_10/28/2021	EPA 8260C/5030C	231403		
70192284027	MW-06A_10/28/2021	EPA 8260C/5030C	231403		

### REPORT OF LABORATORY ANALYSIS

This report shall not be reproduced, except in full,  
without the written consent of Pace Analytical Services, LLC.

### QUALITY CONTROL DATA CROSS REFERENCE TABLE

Project: OLD BETHPAGE LANDFILL 10/25

Pace Project No.: 70192284

Lab ID	Sample ID	QC Batch Method	QC Batch	Analytical Method	Analytical Batch
70192284029	TRIP BLANK_10/29/2021	EPA 8260C/5030C	231403		
70192284030	LF-2_10/29/2021	EPA 8260C/5030C	231403		
70192284031	LF-1_10/29/2021	EPA 8260C/5030C	231403		
70192284032	FIELD BLANK_10/29/2021	EPA 8260C/5030C	231403		
70192284002	OBS-1_10/25/2021	SM22 2320B	231664		
70192284004	BLIND DUPLICATE_10/25/2021	SM22 2320B	231664		
70192284006	MW-09B_10/25/2021	SM22 2320B	231664		
70192284008	MW-09C_10/25/2021	SM22 2320B	231664		
70192284010	MW-05B_10/25/2021	SM22 2320B	231664		
70192284012	MW-08B_10/25/2021	SM22 2320B	231664		
70192284014	MW-08A_10/25/2021	SM22 2320B	231664		
70192284018	MW-06F_10/27/2021	SM22 2320B	231664		
70192284020	MW-06C_10/27/2021	SM22 2320B	231664		
70192284022	MW-06E_10/27/2021	SM22 2320B	232805		
70192284025	MW-06B_10/28/2021	SM22 2320B	232603		
70192284027	MW-06A_10/28/2021	SM22 2320B	232603		
70192284031	LF-1_10/29/2021	SM22 2320B	232603		
70192284032	FIELD BLANK_10/29/2021	SM22 2320B	232603		
70192284030	LF-2_10/29/2021	SM22 2320B	232764		
70192284002	OBS-1_10/25/2021	SM22 2540C	231262		
70192284004	BLIND DUPLICATE_10/25/2021	SM22 2540C	231262		
70192284006	MW-09B_10/25/2021	SM22 2540C	231262		
70192284008	MW-09C_10/25/2021	SM22 2540C	231262		
70192284010	MW-05B_10/25/2021	SM22 2540C	231262		
70192284012	MW-08B_10/25/2021	SM22 2540C	231262		
70192284014	MW-08A_10/25/2021	SM22 2540C	231262		
70192284018	MW-06F_10/27/2021	SM22 2540C	231439		
70192284020	MW-06C_10/27/2021	SM22 2540C	231439		
70192284022	MW-06E_10/27/2021	SM22 2540C	231439		
70192284025	MW-06B_10/28/2021	SM22 2540C	231960		
70192284027	MW-06A_10/28/2021	SM22 2540C	231960		
70192284030	LF-2_10/29/2021	SM22 2540C	231960		
70192284031	LF-1_10/29/2021	SM22 2540C	231960		
70192284032	FIELD BLANK_10/29/2021	SM22 2540C	231960		
70192284002	OBS-1_10/25/2021	SM22 3500-Cr B	230695		
70192284003	OBS-1_10/25/2021 DISS	SM22 3500-Cr B	230695		
70192284004	BLIND DUPLICATE_10/25/2021	SM22 3500-Cr B	230695		
70192284005	BLIND DUPLICATE_10/25/2021 DIS	SM22 3500-Cr B	230695		
70192284006	MW-09B_10/25/2021	SM22 3500-Cr B	230695		
70192284007	MW-09B_10/25/2021 DISS	SM22 3500-Cr B	230695		
70192284008	MW-09C_10/25/2021	SM22 3500-Cr B	230695		
70192284009	MW-09C_10/25/2021 DISS	SM22 3500-Cr B	230695		
70192284010	MW-05B_10/25/2021	SM22 3500-Cr B	230695		
70192284011	MW-05B_10/25/2021 DISS	SM22 3500-Cr B	230695		

### REPORT OF LABORATORY ANALYSIS

This report shall not be reproduced, except in full,  
without the written consent of Pace Analytical Services, LLC.

### QUALITY CONTROL DATA CROSS REFERENCE TABLE

Project: OLD BETHPAGE LANDFILL 10/25  
Pace Project No.: 70192284

Lab ID	Sample ID	QC Batch Method	QC Batch	Analytical Method	Analytical Batch
70192284012	MW-08B_10/25/2021	SM22 3500-Cr B	230695		
70192284013	MW-08B_10/25/2021 DISS	SM22 3500-Cr B	230695		
70192284014	MW-08A_10/25/2021	SM22 3500-Cr B	230695		
70192284015	MW-08A_10/25/2021 DISS	SM22 3500-Cr B	230695		
70192284018	MW-06F_10/27/2021	SM22 3500-Cr B	231111		
70192284019	MW-06F_10/27/2021 DISS	SM22 3500-Cr B	231111		
70192284020	MW-06C_10/27/2021	SM22 3500-Cr B	231111		
70192284021	MW-06C_10/27/2021 DISS	SM22 3500-Cr B	231111		
70192284022	MW-06E_10/27/2021	SM22 3500-Cr B	231111		
70192284023	MW-06E_10/27/2021 DISS	SM22 3500-Cr B	231111		
70192284025	MW-06B_10/28/2021	SM22 3500-Cr B	231354		
70192284026	MW-06B_10/28/2021 DISS	SM22 3500-Cr B	231354		
70192284027	MW-06A_10/28/2021	SM22 3500-Cr B	231354		
70192284028	MW-06A_10/28/2021 DISS	SM22 3500-Cr B	231354		
70192284030	LF-2_10/29/2021	SM22 3500-Cr B	231354		
70192284031	LF-1_10/29/2021	SM22 3500-Cr B	231354		
70192284032	FIELD BLANK_10/29/2021	SM22 3500-Cr B	231354		
70192284033	LF-2_10/29/2021 DISS	SM22 3500-Cr B	231354		
70192284034	LF-1_10/29/2021 DISS	SM22 3500-Cr B	231354		
70192284035	FIELD BLANK_10/29/2021 DISS	SM22 3500-Cr B	231354		
70192284002	OBS-1_10/25/2021	EPA 300.0	232439		
70192284004	BLIND DUPLICATE_10/25/2021	EPA 300.0	232439		
70192284006	MW-09B_10/25/2021	EPA 300.0	232439		
70192284008	MW-09C_10/25/2021	EPA 300.0	232439		
70192284010	MW-05B_10/25/2021	EPA 300.0	232439		
70192284012	MW-08B_10/25/2021	EPA 300.0	232439		
70192284014	MW-08A_10/25/2021	EPA 300.0	232439		
70192284018	MW-06F_10/27/2021	EPA 300.0	232439		
70192284020	MW-06C_10/27/2021	EPA 300.0	232439		
70192284022	MW-06E_10/27/2021	EPA 300.0	232439		
70192284025	MW-06B_10/28/2021	EPA 300.0	232639		
70192284027	MW-06A_10/28/2021	EPA 300.0	232639		
70192284030	LF-2_10/29/2021	EPA 300.0	232639		
70192284031	LF-1_10/29/2021	EPA 300.0	232639		
70192284032	FIELD BLANK_10/29/2021	EPA 300.0	232639		
70192284002	OBS-1_10/25/2021	EPA 351.2	232534	EPA 351.2	232542
70192284004	BLIND DUPLICATE_10/25/2021	EPA 351.2	232534	EPA 351.2	232542
70192284006	MW-09B_10/25/2021	EPA 351.2	232534	EPA 351.2	232542
70192284008	MW-09C_10/25/2021	EPA 351.2	232534	EPA 351.2	232542
70192284010	MW-05B_10/25/2021	EPA 351.2	232534	EPA 351.2	232542
70192284012	MW-08B_10/25/2021	EPA 351.2	232534	EPA 351.2	232542
70192284014	MW-08A_10/25/2021	EPA 351.2	232534	EPA 351.2	232542
70192284018	MW-06F_10/27/2021	EPA 351.2	232534	EPA 351.2	232542
70192284020	MW-06C_10/27/2021	EPA 351.2	232534	EPA 351.2	232542
70192284022	MW-06E_10/27/2021	EPA 351.2	232534	EPA 351.2	232542
70192284025	MW-06B_10/28/2021	EPA 351.2	232534	EPA 351.2	232542

### REPORT OF LABORATORY ANALYSIS

This report shall not be reproduced, except in full,  
without the written consent of Pace Analytical Services, LLC.

### QUALITY CONTROL DATA CROSS REFERENCE TABLE

Project: OLD BETHPAGE LANDFILL 10/25

Pace Project No.: 70192284

Lab ID	Sample ID	QC Batch Method	QC Batch	Analytical Method	Analytical Batch
70192284027	MW-06A_10/28/2021	EPA 351.2	232534	EPA 351.2	232542
70192284030	LF-2_10/29/2021	EPA 351.2	232534	EPA 351.2	232542
70192284031	LF-1_10/29/2021	EPA 351.2	232534	EPA 351.2	232542
70192284032	FIELD BLANK_10/29/2021	EPA 351.2	232534	EPA 351.2	232542
70192284002	OBS-1_10/25/2021	EPA 353.2	231747		
70192284004	BLIND DUPLICATE_10/25/2021	EPA 353.2	231747		
70192284006	MW-09B_10/25/2021	EPA 353.2	231747		
70192284008	MW-09C_10/25/2021	EPA 353.2	231747		
70192284010	MW-05B_10/25/2021	EPA 353.2	231747		
70192284012	MW-08B_10/25/2021	EPA 353.2	231747		
70192284014	MW-08A_10/25/2021	EPA 353.2	231747		
70192284018	MW-06F_10/27/2021	EPA 353.2	232527		
70192284020	MW-06C_10/27/2021	EPA 353.2	232527		
70192284022	MW-06E_10/27/2021	EPA 353.2	232527		
70192284025	MW-06B_10/28/2021	EPA 353.2	232679		
70192284027	MW-06A_10/28/2021	EPA 353.2	232679		
70192284030	LF-2_10/29/2021	EPA 353.2	232679		
70192284031	LF-1_10/29/2021	EPA 353.2	233279		
70192284032	FIELD BLANK_10/29/2021	EPA 353.2	233279		
70192284002	OBS-1_10/25/2021	EPA 353.2	230674		
70192284004	BLIND DUPLICATE_10/25/2021	EPA 353.2	230674		
70192284006	MW-09B_10/25/2021	EPA 353.2	230675		
70192284008	MW-09C_10/25/2021	EPA 353.2	230675		
70192284010	MW-05B_10/25/2021	EPA 353.2	230675		
70192284012	MW-08B_10/25/2021	EPA 353.2	230675		
70192284014	MW-08A_10/25/2021	EPA 353.2	230676		
70192284018	MW-06F_10/27/2021	EPA 353.2	231232		
70192284020	MW-06C_10/27/2021	EPA 353.2	231232		
70192284022	MW-06E_10/27/2021	EPA 353.2	231232		
70192284025	MW-06B_10/28/2021	EPA 353.2	231369		
70192284027	MW-06A_10/28/2021	EPA 353.2	231369		
70192284030	LF-2_10/29/2021	EPA 353.2	231372		
70192284031	LF-1_10/29/2021	EPA 353.2	231372		
70192284032	FIELD BLANK_10/29/2021	EPA 353.2	231372		
70192284002	OBS-1_10/25/2021	EPA 420.1	231662	EPA 420.1	231723
70192284004	BLIND DUPLICATE_10/25/2021	EPA 420.1	231964	EPA 420.1	232020
70192284006	MW-09B_10/25/2021	EPA 420.1	231964	EPA 420.1	232020
70192284008	MW-09C_10/25/2021	EPA 420.1	231964	EPA 420.1	232020
70192284010	MW-05B_10/25/2021	EPA 420.1	231964	EPA 420.1	232020
70192284012	MW-08B_10/25/2021	EPA 420.1	231964	EPA 420.1	232020
70192284014	MW-08A_10/25/2021	EPA 420.1	232394	EPA 420.1	232464
70192284018	MW-06F_10/27/2021	EPA 420.1	231964	EPA 420.1	232020

### REPORT OF LABORATORY ANALYSIS

This report shall not be reproduced, except in full,  
without the written consent of Pace Analytical Services, LLC.

### QUALITY CONTROL DATA CROSS REFERENCE TABLE

Project: OLD BETHPAGE LANDFILL 10/25

Pace Project No.: 70192284

Lab ID	Sample ID	QC Batch Method	QC Batch	Analytical Method	Analytical Batch
70192284020	MW-06C_10/27/2021	EPA 420.1	231964	EPA 420.1	232020
70192284022	MW-06E_10/27/2021	EPA 420.1	232394	EPA 420.1	232464
70192284025	MW-06B_10/28/2021	EPA 420.1	232394	EPA 420.1	232464
70192284027	MW-06A_10/28/2021	EPA 420.1	232394	EPA 420.1	232464
70192284030	LF-2_10/29/2021	EPA 420.1	232394	EPA 420.1	232464
70192284031	LF-1_10/29/2021	EPA 420.1	232394	EPA 420.1	232464
70192284032	FIELD BLANK_10/29/2021	EPA 420.1	232394	EPA 420.1	232464
70192284002	OBS-1_10/25/2021	SM20/22 4500-CN-C	231510	SM22 4500-CN-E	231524
70192284004	BLIND DUPLICATE_10/25/2021	SM20/22 4500-CN-C	231510	SM22 4500-CN-E	231524
70192284006	MW-09B_10/25/2021	SM20/22 4500-CN-C	231510	SM22 4500-CN-E	231524
70192284008	MW-09C_10/25/2021	SM20/22 4500-CN-C	231510	SM22 4500-CN-E	231524
70192284010	MW-05B_10/25/2021	SM20/22 4500-CN-C	231510	SM22 4500-CN-E	231524
70192284012	MW-08B_10/25/2021	SM20/22 4500-CN-C	231510	SM22 4500-CN-E	231524
70192284014	MW-08A_10/25/2021	SM20/22 4500-CN-C	231510	SM22 4500-CN-E	231524
70192284018	MW-06F_10/27/2021	SM20/22 4500-CN-C	232286	SM22 4500-CN-E	232322
70192284020	MW-06C_10/27/2021	SM20/22 4500-CN-C	232286	SM22 4500-CN-E	232322
70192284022	MW-06E_10/27/2021	SM20/22 4500-CN-C	232286	SM22 4500-CN-E	232322
70192284025	MW-06B_10/28/2021	SM20/22 4500-CN-C	232471	SM22 4500-CN-E	232511
70192284027	MW-06A_10/28/2021	SM20/22 4500-CN-C	232471	SM22 4500-CN-E	232511
70192284030	LF-2_10/29/2021	SM20/22 4500-CN-C	232471	SM22 4500-CN-E	232511
70192284031	LF-1_10/29/2021	SM20/22 4500-CN-C	232471	SM22 4500-CN-E	232511
70192284032	FIELD BLANK_10/29/2021	SM20/22 4500-CN-C	232471	SM22 4500-CN-E	232511
70192284002	OBS-1_10/25/2021	SM22 4500-CI-E	231617		
70192284004	BLIND DUPLICATE_10/25/2021	SM22 4500-CI-E	231617		
70192284006	MW-09B_10/25/2021	SM22 4500-CI-E	231617		
70192284008	MW-09C_10/25/2021	SM22 4500-CI-E	231617		
70192284010	MW-05B_10/25/2021	SM22 4500-CI-E	231617		
70192284012	MW-08B_10/25/2021	SM22 4500-CI-E	231617		
70192284014	MW-08A_10/25/2021	SM22 4500-CI-E	231617		
70192284018	MW-06F_10/27/2021	SM22 4500-CI-E	231617		
70192284020	MW-06C_10/27/2021	SM22 4500-CI-E	231617		
70192284022	MW-06E_10/27/2021	SM22 4500-CI-E	231617		
70192284025	MW-06B_10/28/2021	SM22 4500-CI-E	232462		
70192284027	MW-06A_10/28/2021	SM22 4500-CI-E	232462		
70192284030	LF-2_10/29/2021	SM22 4500-CI-E	232462		
70192284031	LF-1_10/29/2021	SM22 4500-CI-E	232462		
70192284032	FIELD BLANK_10/29/2021	SM22 4500-CI-E	232462		
70192284002	OBS-1_10/25/2021	SM22 4500 NH3 H	232553		
70192284004	BLIND DUPLICATE_10/25/2021	SM22 4500 NH3 H	232414		
70192284006	MW-09B_10/25/2021	SM22 4500 NH3 H	232414		
70192284008	MW-09C_10/25/2021	SM22 4500 NH3 H	232414		
70192284010	MW-05B_10/25/2021	SM22 4500 NH3 H	232414		
70192284012	MW-08B_10/25/2021	SM22 4500 NH3 H	232414		
70192284014	MW-08A_10/25/2021	SM22 4500 NH3 H	232414		
70192284018	MW-06F_10/27/2021	SM22 4500 NH3 H	232414		

### REPORT OF LABORATORY ANALYSIS

This report shall not be reproduced, except in full,  
without the written consent of Pace Analytical Services, LLC.

### QUALITY CONTROL DATA CROSS REFERENCE TABLE

Project: OLD BETHPAGE LANDFILL 10/25

Pace Project No.: 70192284

Lab ID	Sample ID	QC Batch Method	QC Batch	Analytical Method	Analytical Batch
70192284020	MW-06C_10/27/2021	SM22 4500 NH3 H	232414		
70192284022	MW-06E_10/27/2021	SM22 4500 NH3 H	232414		
70192284025	MW-06B_10/28/2021	SM22 4500 NH3 H	232553		
70192284027	MW-06A_10/28/2021	SM22 4500 NH3 H	232553		
70192284030	LF-2_10/29/2021	SM22 4500 NH3 H	232553		
70192284031	LF-1_10/29/2021	SM22 4500 NH3 H	232553		
70192284032	FIELD BLANK_10/29/2021	SM22 4500 NH3 H	232553		

### REPORT OF LABORATORY ANALYSIS

This report shall not be reproduced, except in full,  
without the written consent of Pace Analytical Services, LLC.





Sample Condition Upon Receipt

**WO#: 70192284**  
**PM: NML** **Due Date: 11/09/21**  
**CLIENT: TOY**

Client Name: TOY

Project

Courier:  Fed Ex  UPS  USPS  Client  Commercial  Pace  Other

Tracking #:

Custody Seal on Cooler/Box Present:  Yes  No Seals intact:  Yes  No  N/A

Packing Material:  Bubble Wrap  Bubble Bags  Ziploc  None  Other

Thermometer Used: ~~TH101~~ TH16 Correction Factor: +0.1

Cooler Temperature(°C): 8.0 Cooler Temperature Corrected(°C): 8.0

Temp should be above freezing to 6.0°C

USDA Regulated Soil (  N/A, water sample)

Date and Initials of person examining contents: KW 10/25/21

Did samples originate in a quarantine zone within the United States: AL, AR, CA, FL, GA, ID, LA, MS, NC, NM, NY, OK, OR, SC, TN, TX, or VA (check map)?  Yes  No

Did samples originate from a foreign source including Hawaii and Puerto Rico)?  Yes  No

If Yes to either question, fill out a Regulated Soil Checklist (F-LI-C-010) and include with SCUR/COC paperwork.

		COMMENTS:
Chain of Custody Present:	<input checked="" type="checkbox"/> Yes <input type="checkbox"/> No	1.
Chain of Custody Filled Out:	<input checked="" type="checkbox"/> Yes <input type="checkbox"/> No	2.
Chain of Custody Relinquished:	<input checked="" type="checkbox"/> Yes <input type="checkbox"/> No	3.
Sampler Name & Signature on COC:	<input checked="" type="checkbox"/> Yes <input type="checkbox"/> No <input type="checkbox"/> N/A	4.
Samples Arrived within Hold Time:	<input checked="" type="checkbox"/> Yes <input type="checkbox"/> No	5.
Short Hold Time Analysis (<72hr):	<input checked="" type="checkbox"/> Yes <input type="checkbox"/> No	6.
Rush Turn Around Time Requested:	<input type="checkbox"/> Yes <input checked="" type="checkbox"/> No	7.
Sufficient Volume: (Triple volume provided for I)	<input checked="" type="checkbox"/> Yes <input type="checkbox"/> No	8.
Correct Containers Used:	<input checked="" type="checkbox"/> Yes <input type="checkbox"/> No	9.
Pace Containers Used:	<input checked="" type="checkbox"/> Yes <input type="checkbox"/> No	
Containers Intact:	<input checked="" type="checkbox"/> Yes <input type="checkbox"/> No	10.
Filtered volume received for Dissolved tests	<input checked="" type="checkbox"/> Yes <input type="checkbox"/> No <input type="checkbox"/> N/A	11. Note if sediment is visible in the dissolved container.
Sample Labels match COC:	<input checked="" type="checkbox"/> Yes <input type="checkbox"/> No	12.
-Includes date/time/ID, Matrix: <u>SL/WI/OIL</u>		
All containers needing preservation have been checked?	<input checked="" type="checkbox"/> Yes <input type="checkbox"/> No <input type="checkbox"/> N/A	13. <input type="checkbox"/> HNO <sub>3</sub> <input type="checkbox"/> H <sub>2</sub> SO <sub>4</sub> <input type="checkbox"/> NaOH <input type="checkbox"/> HCl
pH paper Lot # <u>HC160347</u>		Sample #
All containers needing preservation are found to be in compliance with method recommendation?	<input checked="" type="checkbox"/> Yes <input type="checkbox"/> No <input type="checkbox"/> N/A	
(HNO <sub>3</sub> , H <sub>2</sub> SO <sub>4</sub> , HCl, NaOH>9 Sulfide, NaOH>12 Cyanide)		
Exceptions: VOA, Coliform, TOC/DOC, Oil and Grease, DR0/8015 (water).		Initial when completed: Lot # of added preservative: Date/Time preservative added:
Per Method, VOA pH is checked after analysis		
Samples checked for dechlorination:	<input checked="" type="checkbox"/> Yes <input type="checkbox"/> No <input type="checkbox"/> N/A	14. Positive for Res. Chlorine? Y (N)
KI starch test strips Lot # <u>14-860</u>		
Residual chlorine strips Lot #		
SM 4500 CN samples checked for sulfide?	<input checked="" type="checkbox"/> Yes <input type="checkbox"/> No <input type="checkbox"/> N/A	15. Positive for Sulfide? Y (N)
Lead Acetate Strips Lot # <u>SG0125</u>		
Headspace in VOA Vials (>6mm):	<input type="checkbox"/> Yes <input checked="" type="checkbox"/> No <input type="checkbox"/> N/A	16.
Trip Blank Present:	<input checked="" type="checkbox"/> Yes <input type="checkbox"/> No <input type="checkbox"/> N/A	17.
Trip Blank Custody Seals Present	<input checked="" type="checkbox"/> Yes <input type="checkbox"/> No <input type="checkbox"/> N/A	
Pace Trip Blank Lot # (if applicable):		

Client Notification/ Resolution:

Field Data Required? Y / N

Person Contacted:

Date/Time:

Comments/ Resolution:

\* PM (Project Manager) review is documented electronically in LIMS.





Sample Condition Upon Receipt

WO#: 70192284

PM: NML

Due Date: 11/09/21

CLIENT: TOY

Client Name:

Project

Town of Oyster Bay

Courier:  Fed Ex  UPS  USPS  Client  Commercial  Pace  Other

Tracking #:

Custody Seal on Cooler/Box Present:  Yes  No Seals intact:  Yes  No  N/A

Packing Material:  Bubble Wrap  Bubble Bags  Ziploc  None  Other

Thermometer Used: ~~TH091~~ TH170 Correction Factor: +0.1

Cooler Temperature(°C): 2.3 Cooler Temperature Corrected(°C): 2.4

Temp should be above freezing to 6.0°C

USDA Regulated Soil (  N/A, water sample)

Date and Initials of person examining contents: MN 10/28/21

Did samples originate in a quarantine zone within the United States: AL, AR, CA, FL, GA, ID, LA, MS, NC, NM, NY, OK, OR, SC, TN, TX, or VA (check map)?  Yes  No

Did samples originate from a foreign source including Hawaii and Puerto Rico)?  Yes  No

If Yes to either question, fill out a Regulated Soil Checklist (F-LI-C-010) and include with SCUR/COC paperwork.

		COMMENTS:
Chain of Custody Present:	<input checked="" type="checkbox"/> Yes <input type="checkbox"/> No	1.
Chain of Custody Filled Out:	<input checked="" type="checkbox"/> Yes <input type="checkbox"/> No	2.
Chain of Custody Relinquished:	<input checked="" type="checkbox"/> Yes <input type="checkbox"/> No	3.
Sampler Name & Signature on COC:	<input checked="" type="checkbox"/> Yes <input type="checkbox"/> No <input type="checkbox"/> N/A	4.
Samples Arrived within Hold Time:	<input checked="" type="checkbox"/> Yes <input type="checkbox"/> No	5.
Short Hold Time Analysis (<72hr):	<input checked="" type="checkbox"/> Yes <input type="checkbox"/> No	6.
Rush Turn Around Time Requested:	<input type="checkbox"/> Yes <input checked="" type="checkbox"/> No	7.
Sufficient Volume: (Triple volume provided for I)	<input checked="" type="checkbox"/> Yes <input type="checkbox"/> No	8.
Correct Containers Used:	<input checked="" type="checkbox"/> Yes <input type="checkbox"/> No	9.
Pace Containers Used:	<input checked="" type="checkbox"/> Yes <input type="checkbox"/> No	10.
Containers Intact:	<input checked="" type="checkbox"/> Yes <input type="checkbox"/> No	11.
Filtered volume received for Dissolved tests	<input checked="" type="checkbox"/> Yes <input type="checkbox"/> No <input checked="" type="checkbox"/> N/A	Note if sediment is visible in the dissolved container.
Sample Labels match COC:	<input checked="" type="checkbox"/> Yes <input type="checkbox"/> No	12.
-Includes date/time/ID, Matrix: SL, WT, OIL		
All containers needing preservation have been checked?	<input checked="" type="checkbox"/> Yes <input type="checkbox"/> No <input type="checkbox"/> N/A	13.
pH paper Lot # HC160347		
All containers needing preservation are found to be in compliance with method recommendation?		Sample #
(HNO <sub>3</sub> , H <sub>2</sub> SO <sub>4</sub> , HCl, NaOH>9 Sulfide, NaOH>12 Cyanide)	<input checked="" type="checkbox"/> Yes <input type="checkbox"/> No <input type="checkbox"/> N/A	
Exceptions: VOA, Coliform, TOC/DOC, Oil and Grease, DRO/8015 (water).		
Per Method, VOA pH is checked after analysis		Initial when completed: Lot # of added preservative: Date/Time preservative added:
Samples checked for dechlorination:	<input checked="" type="checkbox"/> Yes <input type="checkbox"/> No <input checked="" type="checkbox"/> N/A	14.
KI starch test strips Lot # 14-800		
Residual chlorine strips Lot #		Positive for Res. Chlorine? Y N
SM 4500 CN samples checked for sulfide?	<input checked="" type="checkbox"/> Yes <input type="checkbox"/> No <input checked="" type="checkbox"/> N/A	15.
Lead Acetate Strips Lot # 560.125		Positive for Sulfide? Y <input checked="" type="checkbox"/> N
Headspace in VOA Vials (>6mm):	<input type="checkbox"/> Yes <input checked="" type="checkbox"/> No <input type="checkbox"/> N/A	16.
Trip Blank Present:	<input type="checkbox"/> Yes <input checked="" type="checkbox"/> No <input type="checkbox"/> N/A	17.
Trip Blank Custody Seals Present	<input checked="" type="checkbox"/> Yes <input type="checkbox"/> No <input type="checkbox"/> N/A	
Pace Trip Blank Lot # (if applicable):		

Client Notification/ Resolution:

Field Data Required? Y / N

Person Contacted:

Date/Time:

Comments/ Resolution:

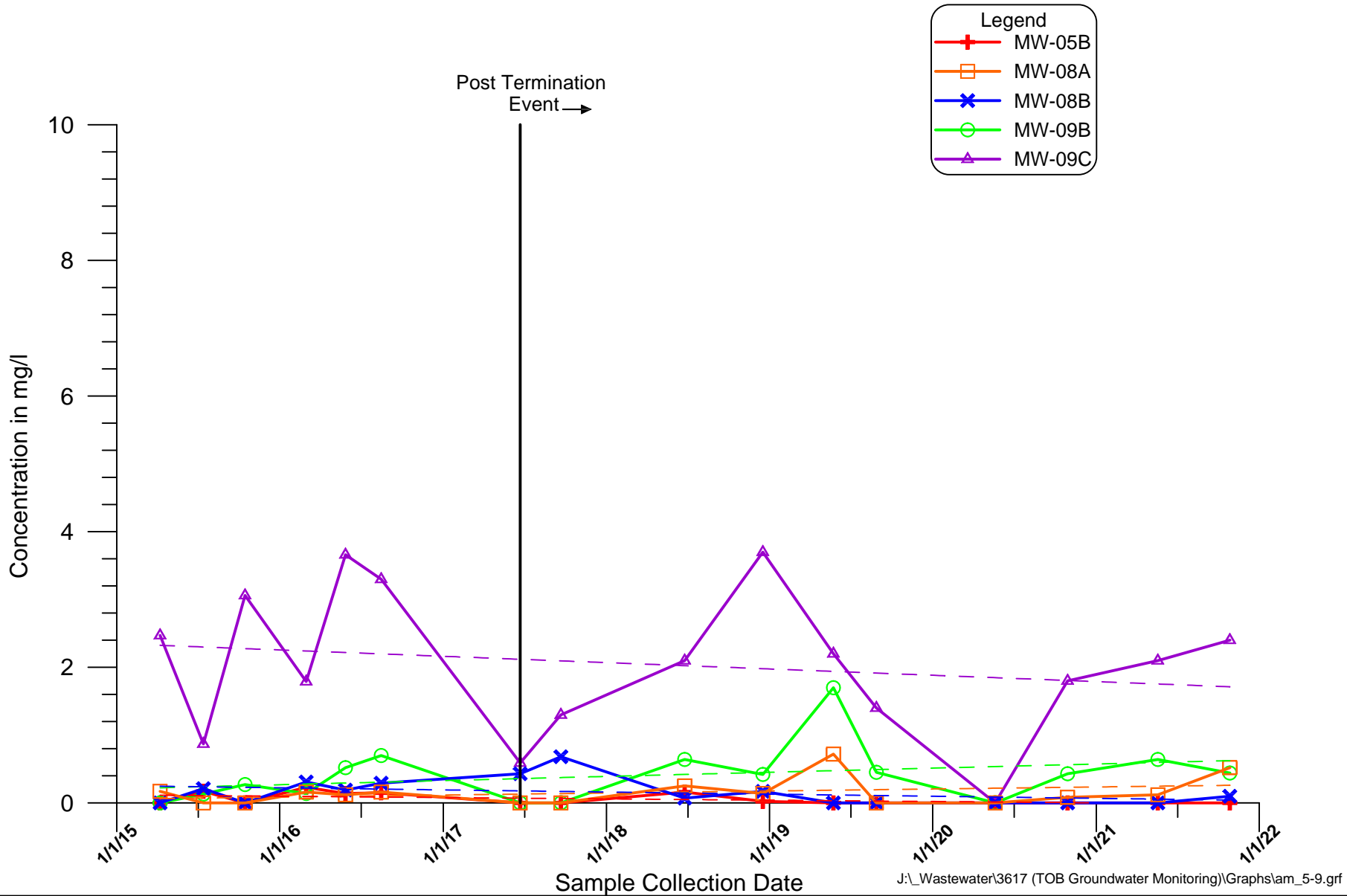
\* PM [Project Manager] review is documented electronically in LIMS.

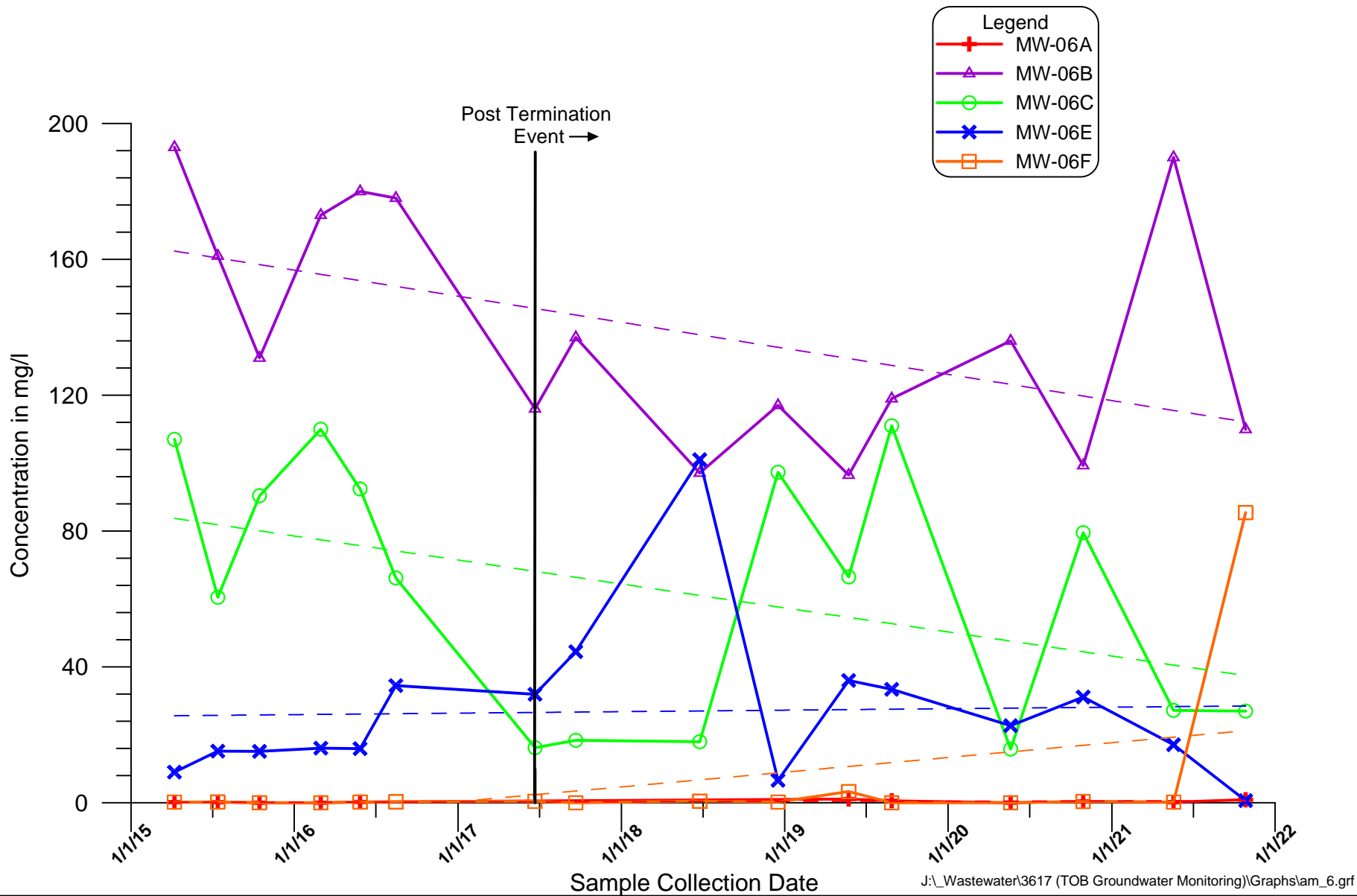


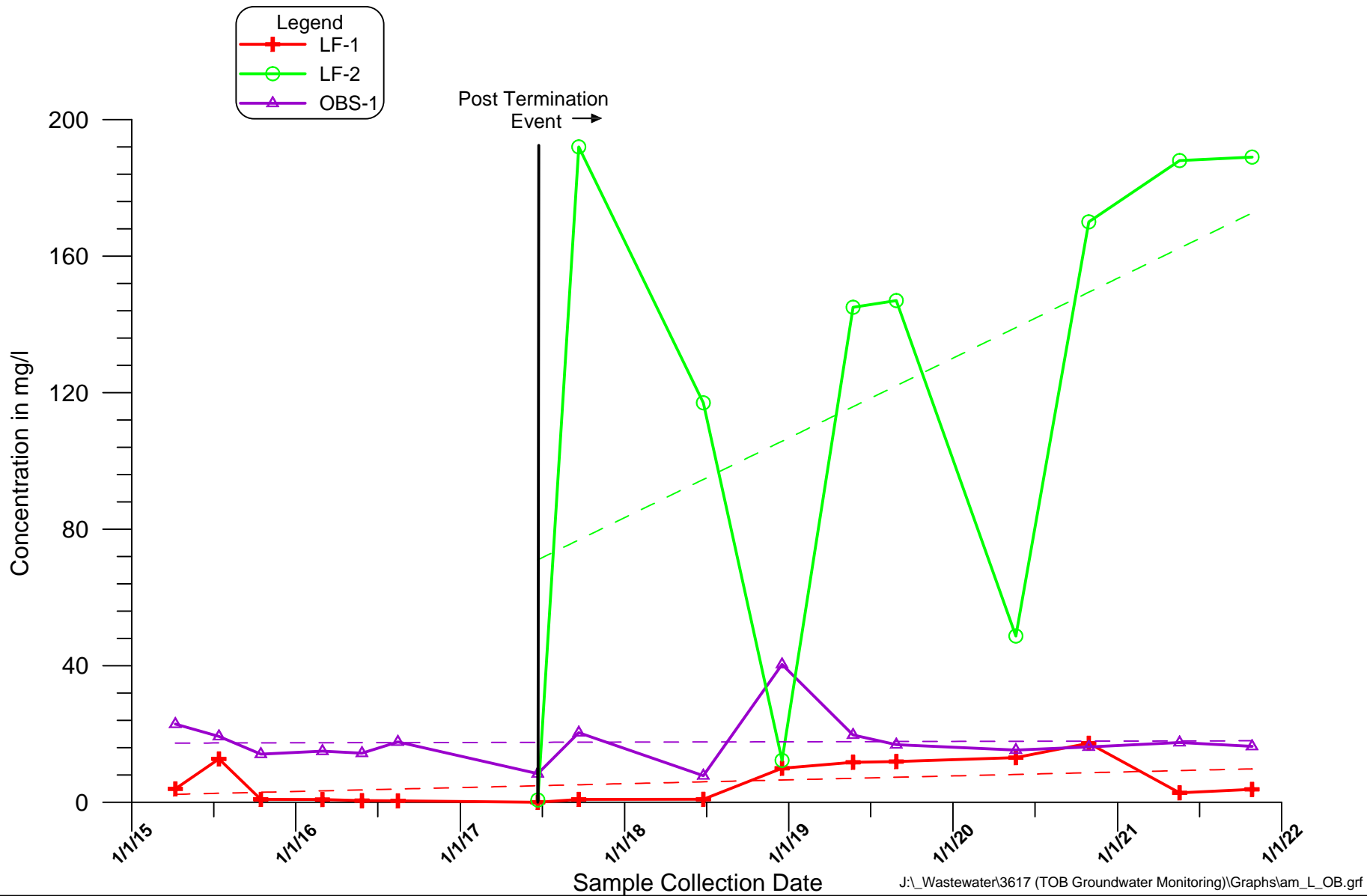


**APPENDIX E**

**POST-TERMINATION HISTORICAL  
GROUNDWATER TREND GRAPHS**



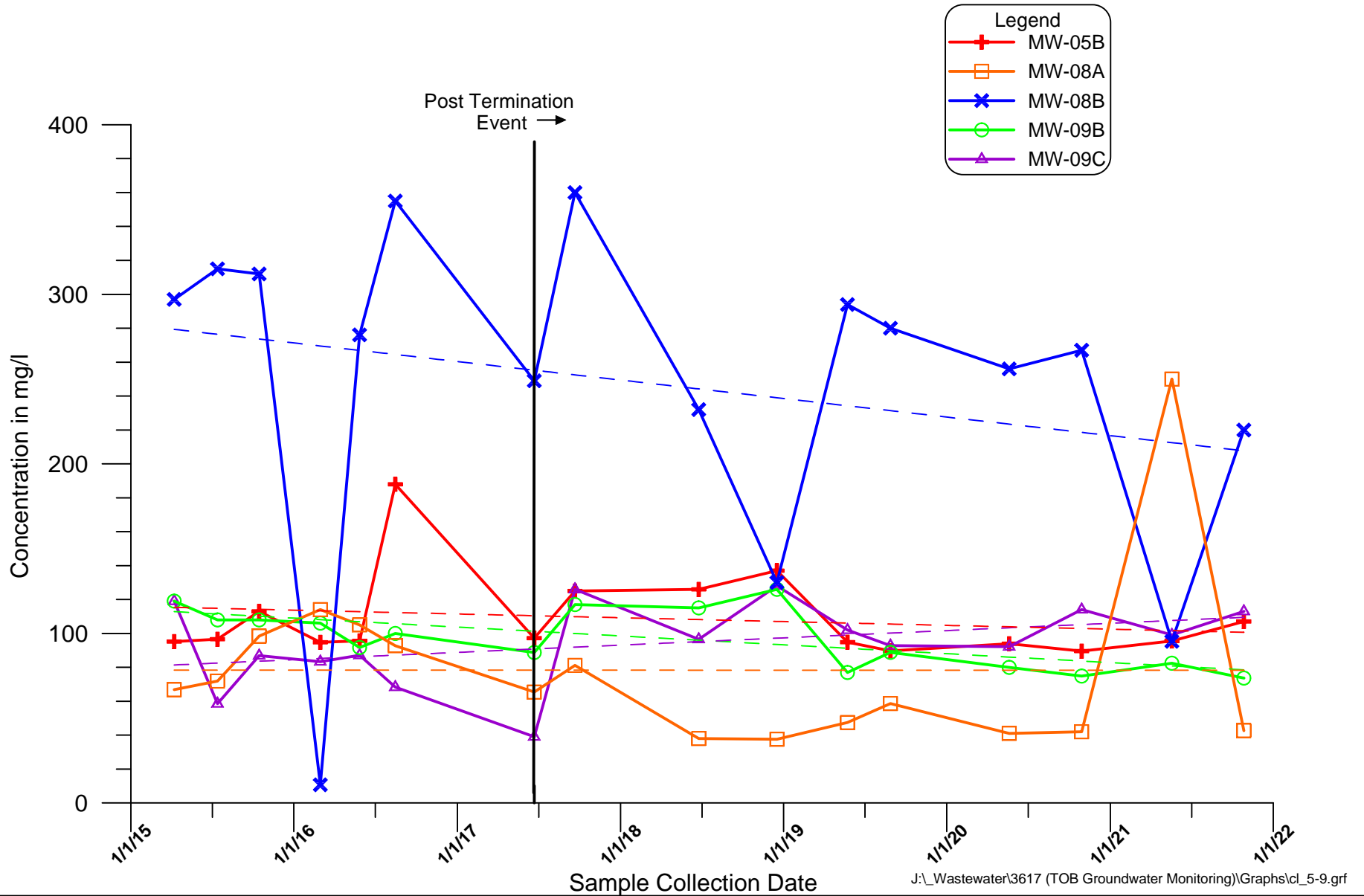


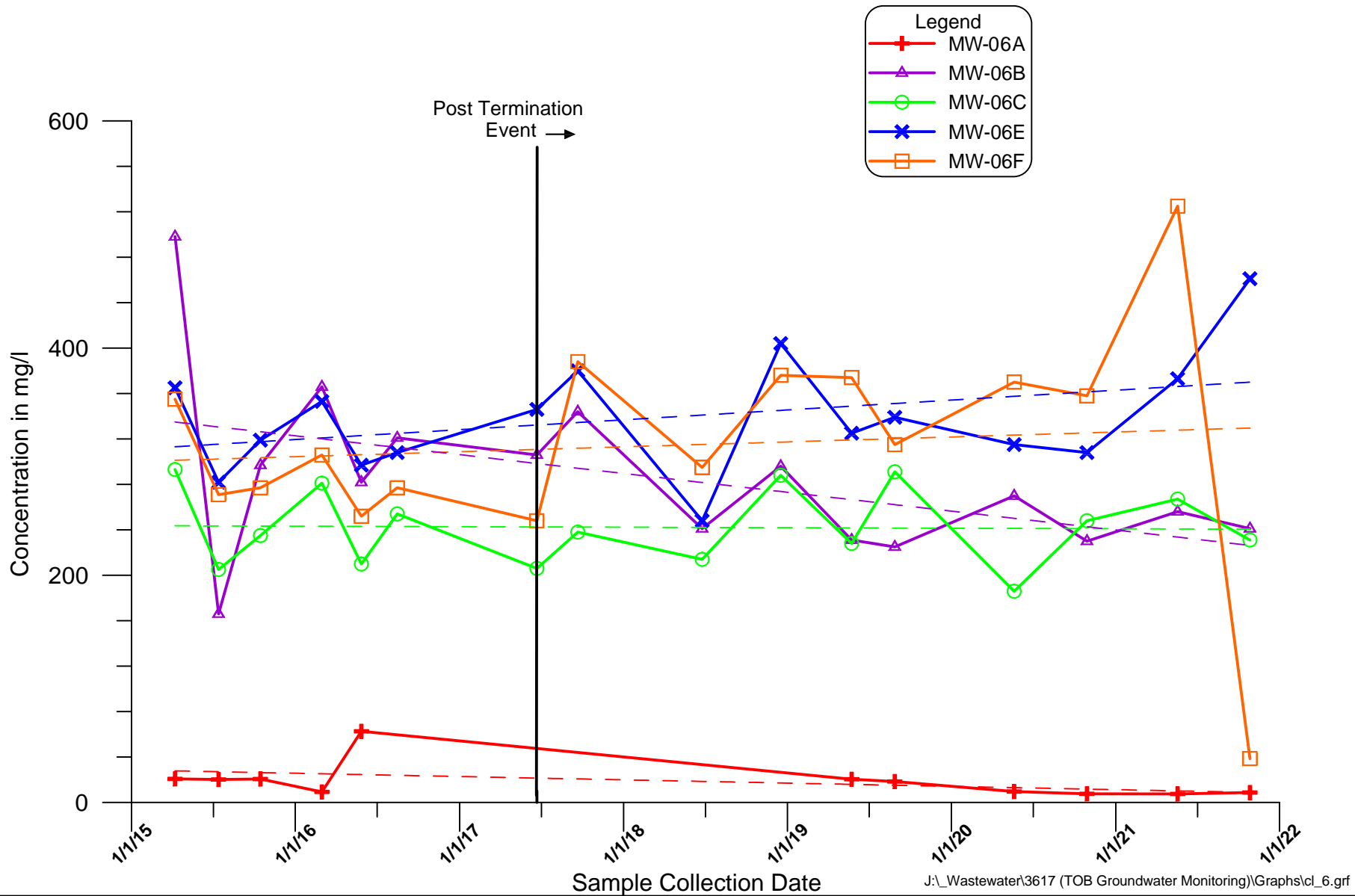


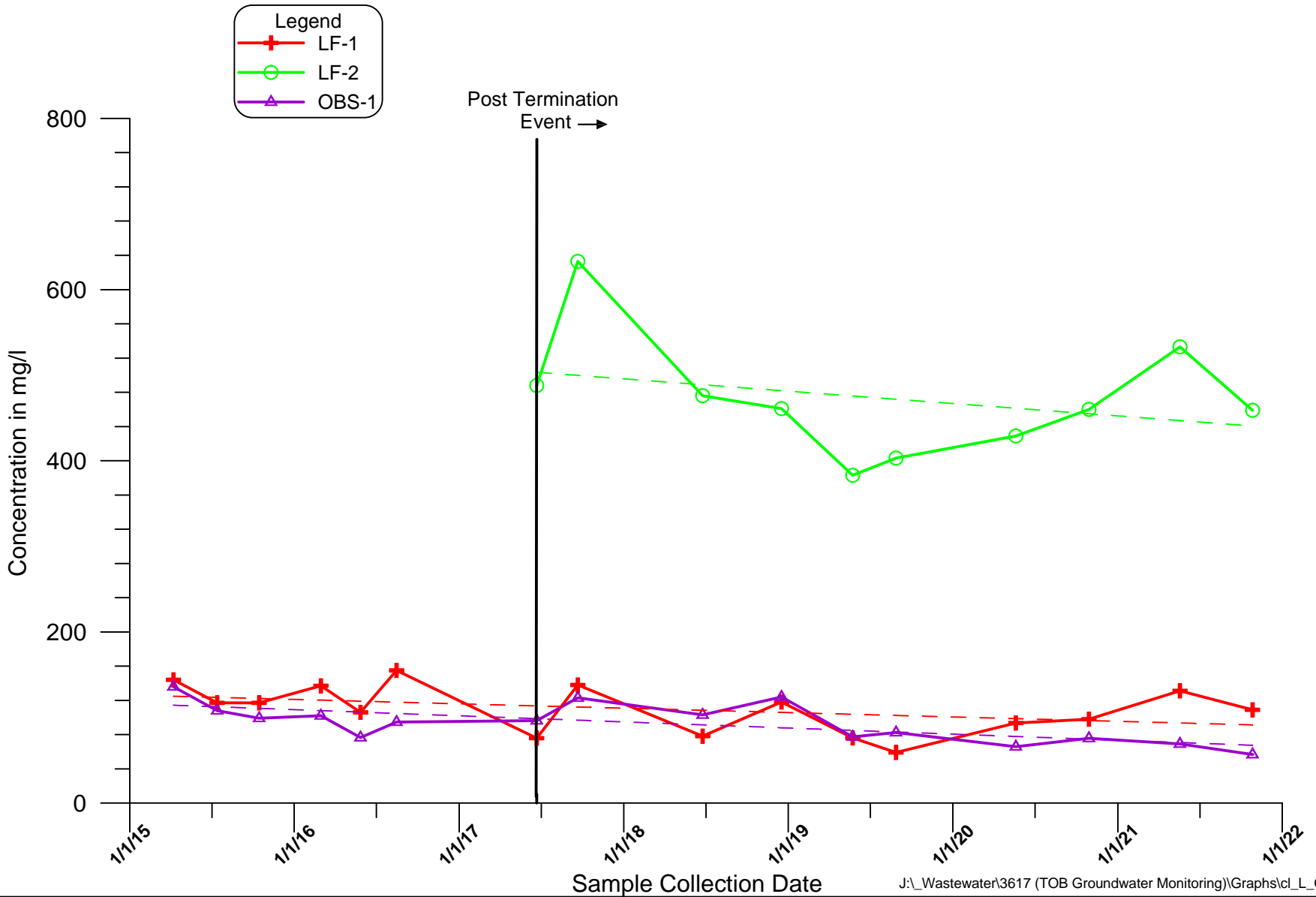
**Town of Oyster Bay  
Old Bethpage Landfill  
Historical Ammonia  
Data for Wells LF-1, LF-2 & OBS-1**

**Figure  
E**



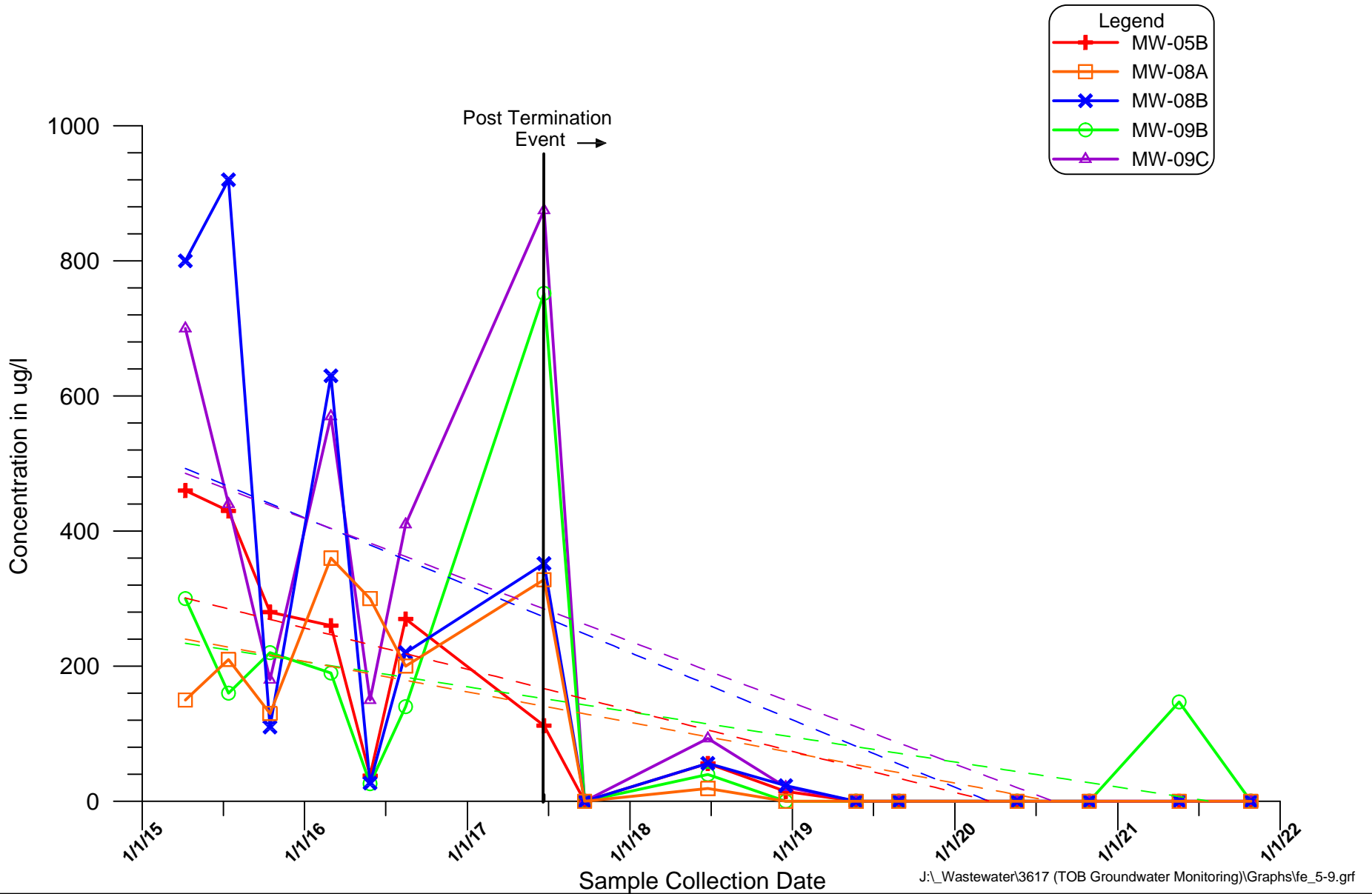


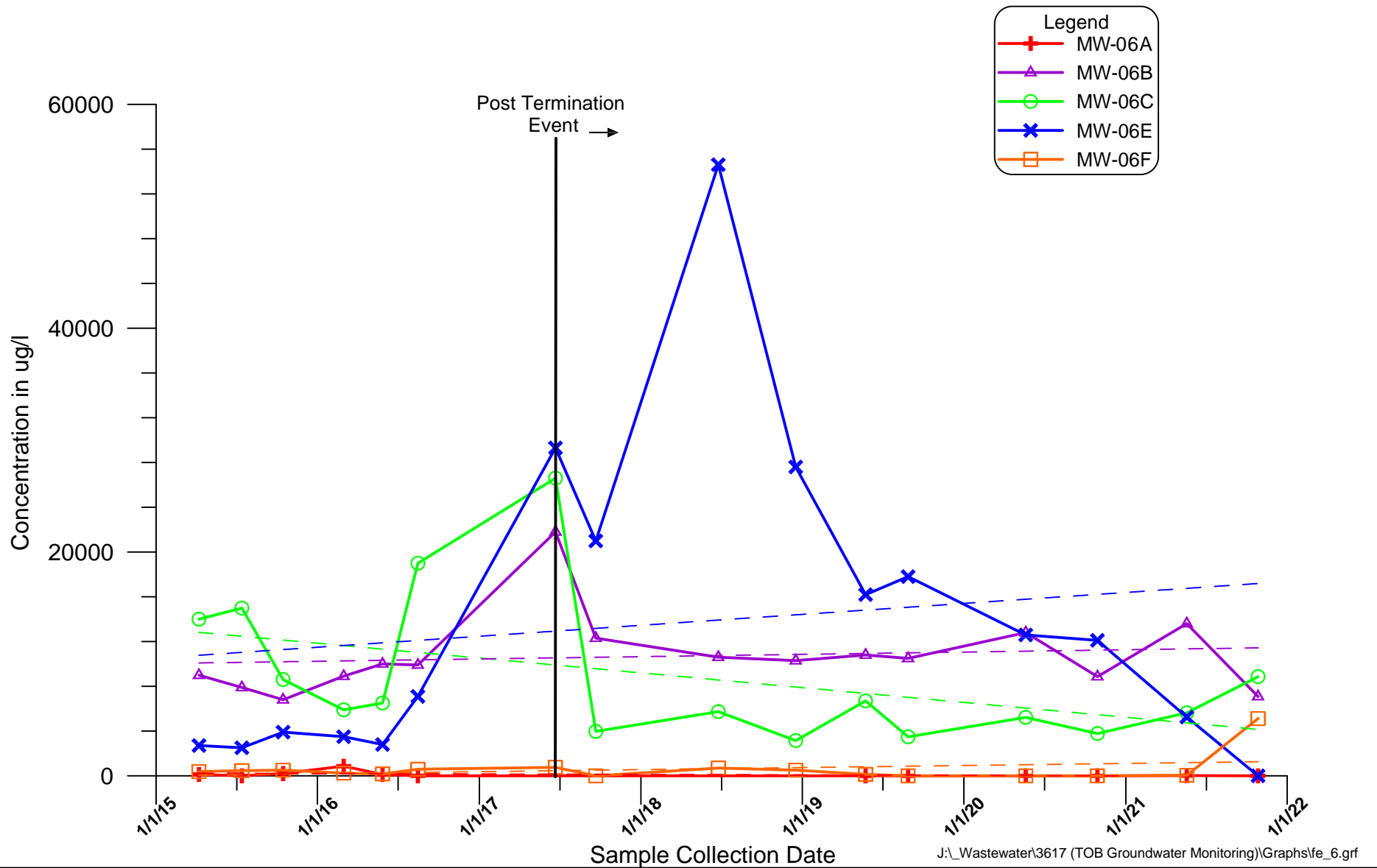




**Town of Oyster Bay  
Old Bethpage Landfill  
Historical Chloride  
Data for Wells LF-1, LF-2 & OBS-1**

**Figure  
E**

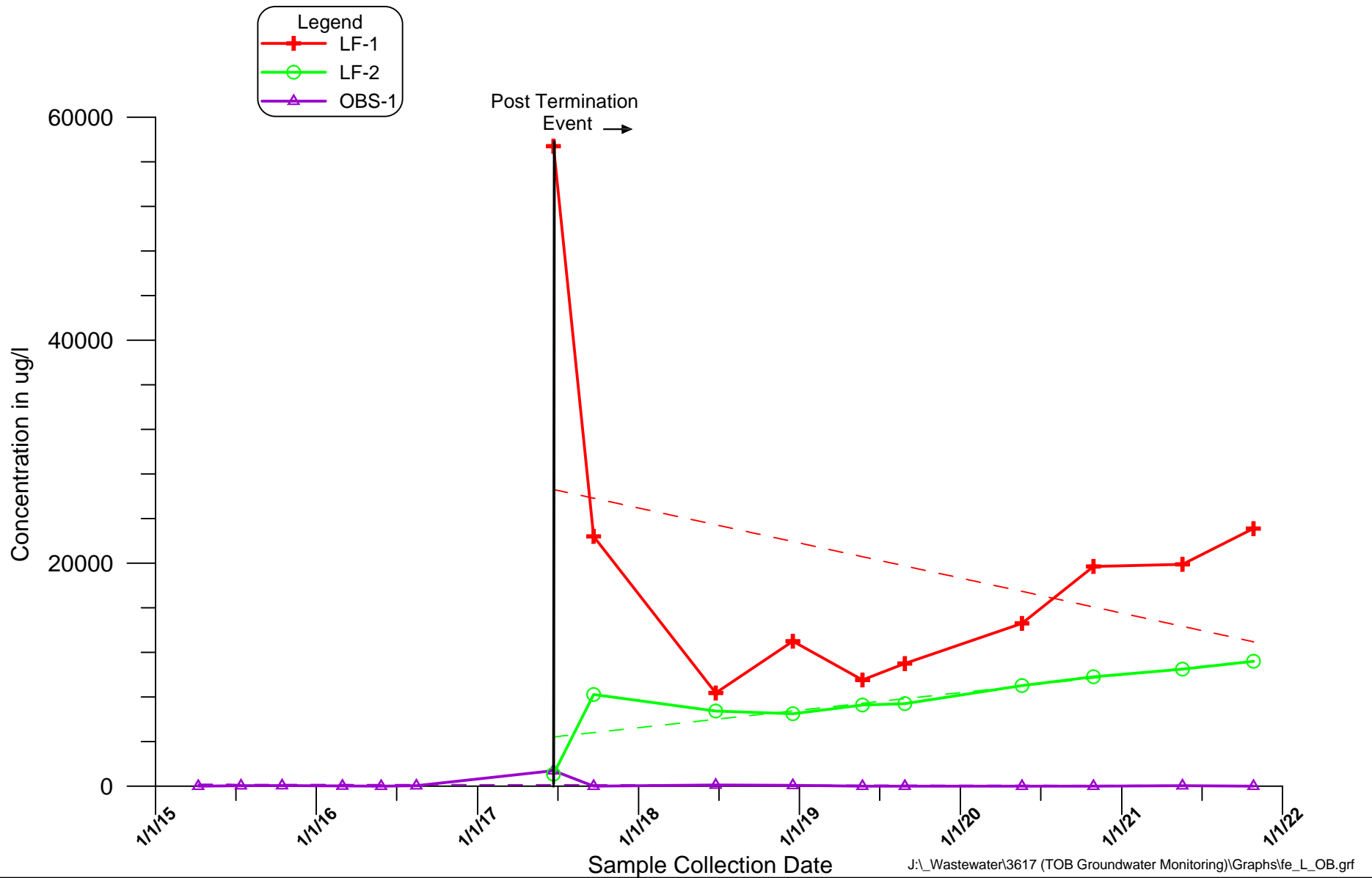


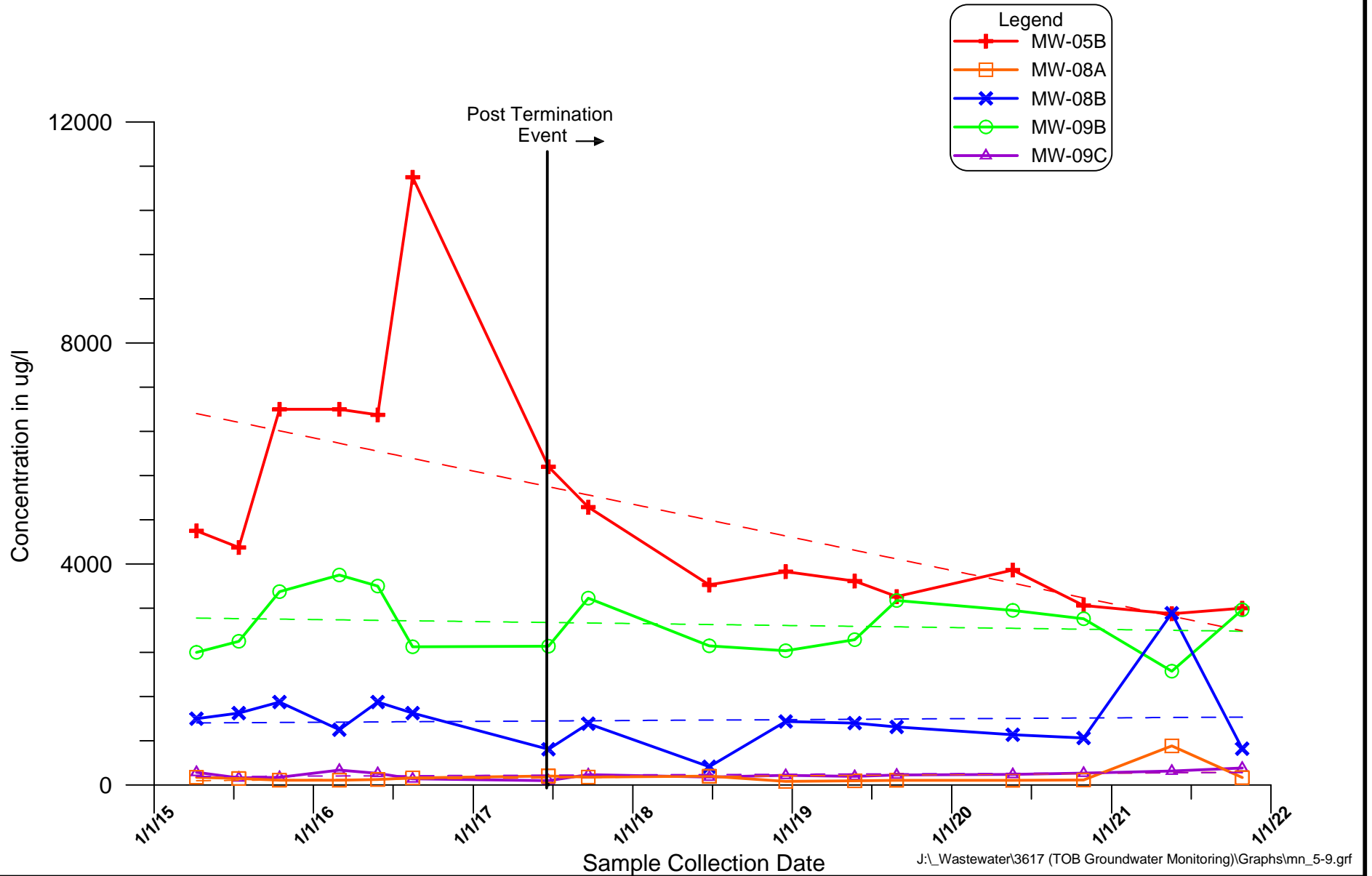


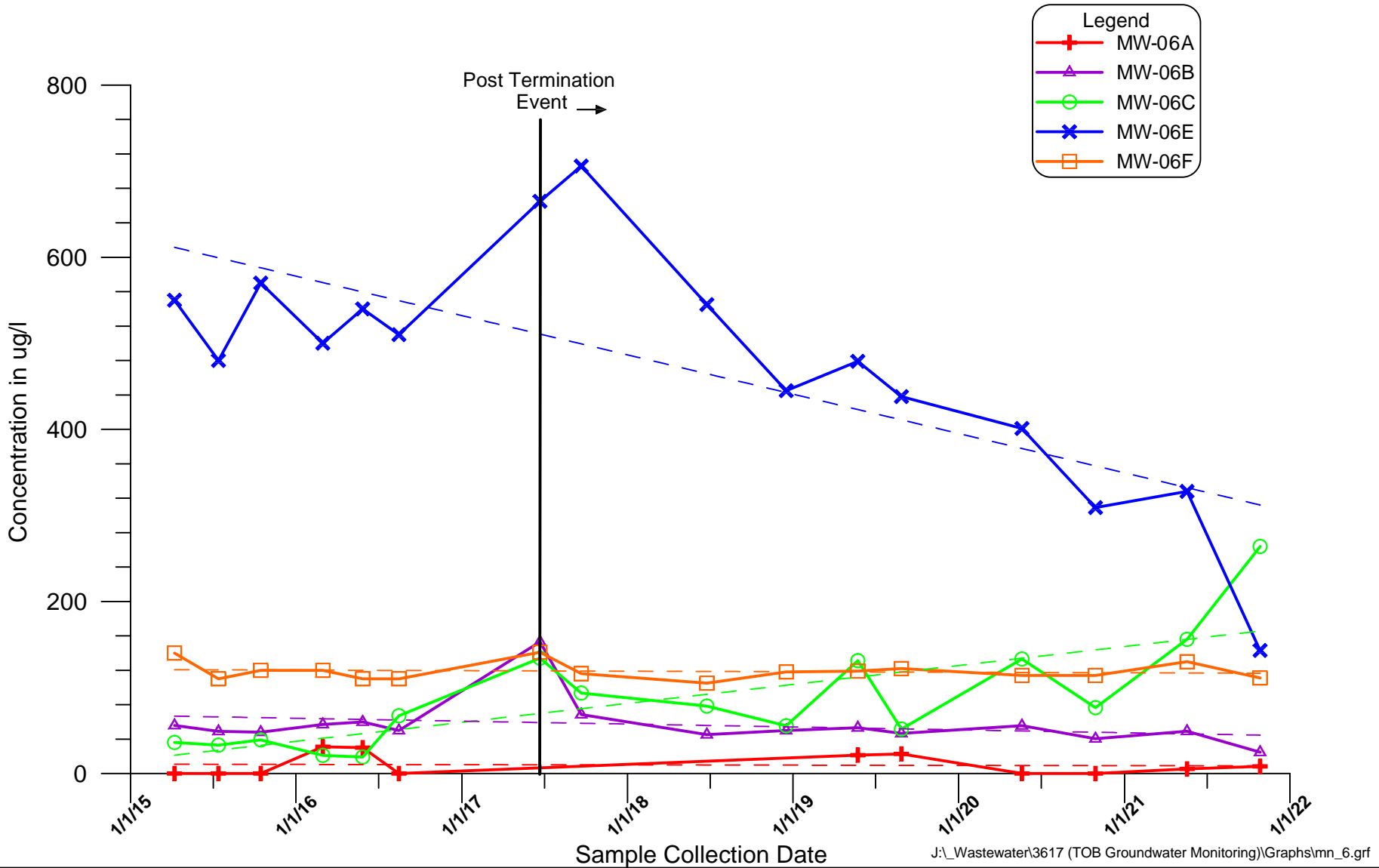
Town of Oyster Bay  
 Old Bethpage Landfill  
 Historical Iron  
 Data for Monitoring Well Cluster 6



Figure E



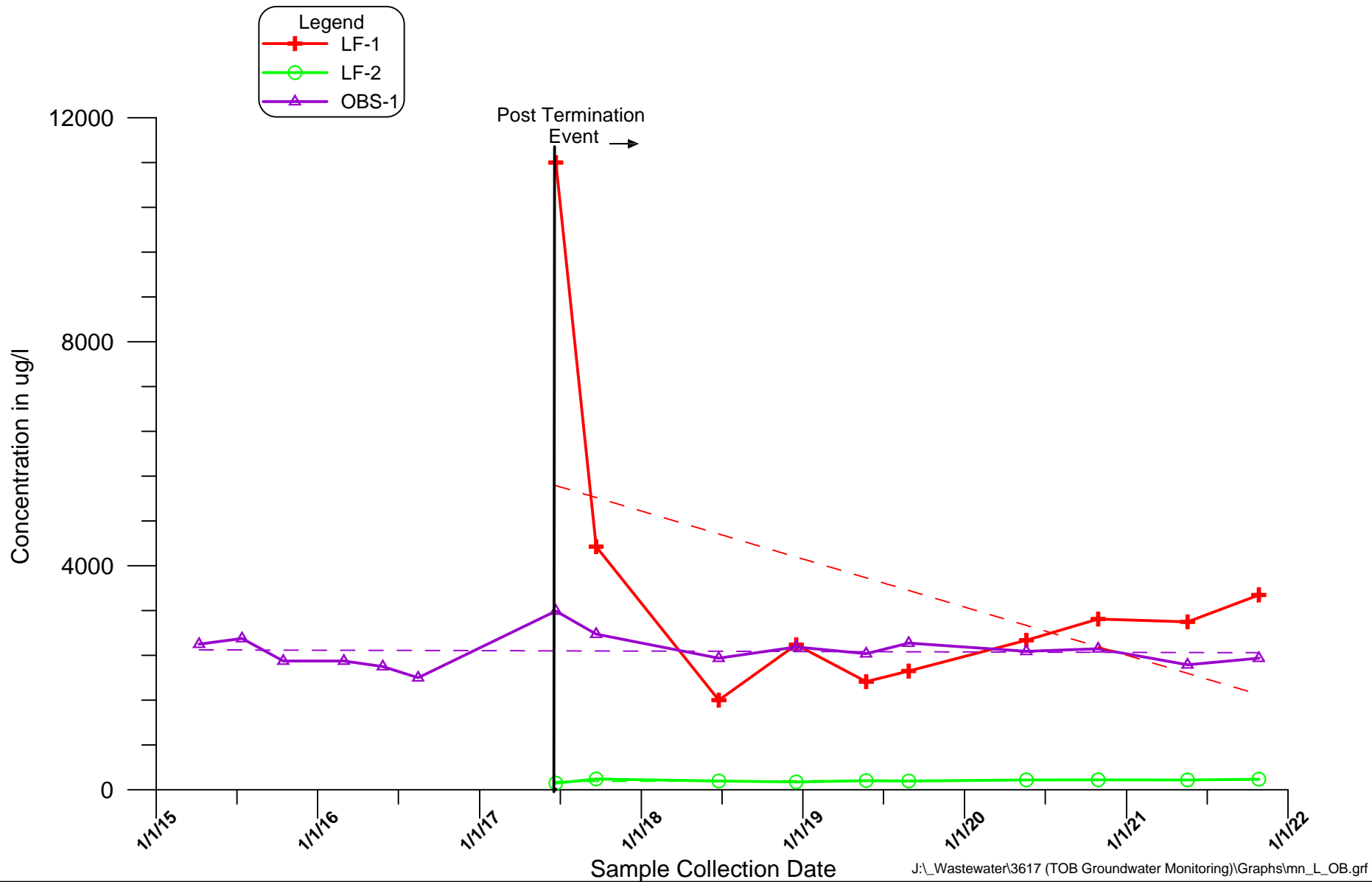




Town of Oyster Bay  
 Old Bethpage Landfill  
 Historical Manganese  
 Data for Monitoring Well Cluster 6

Figure  
 E

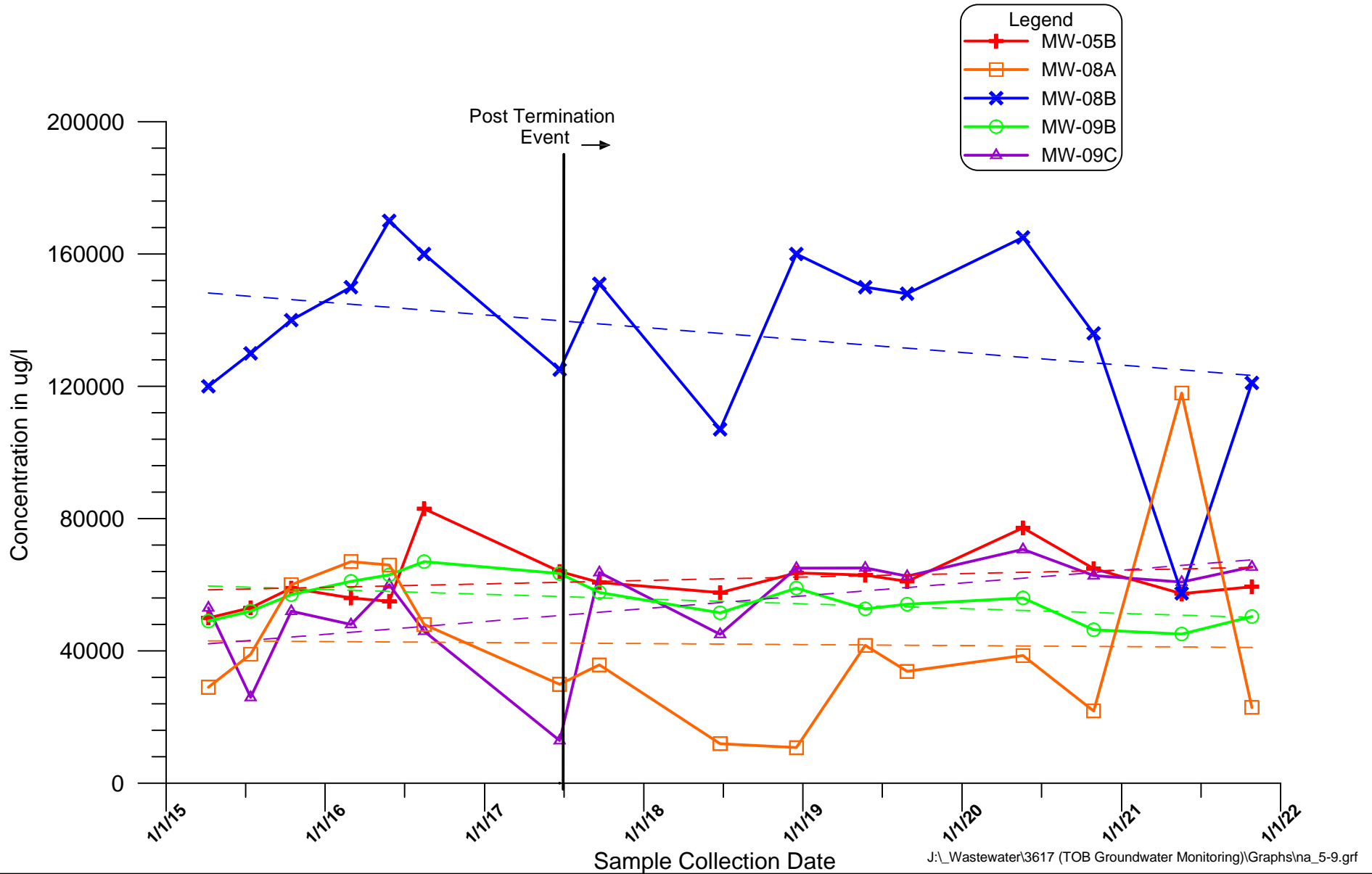


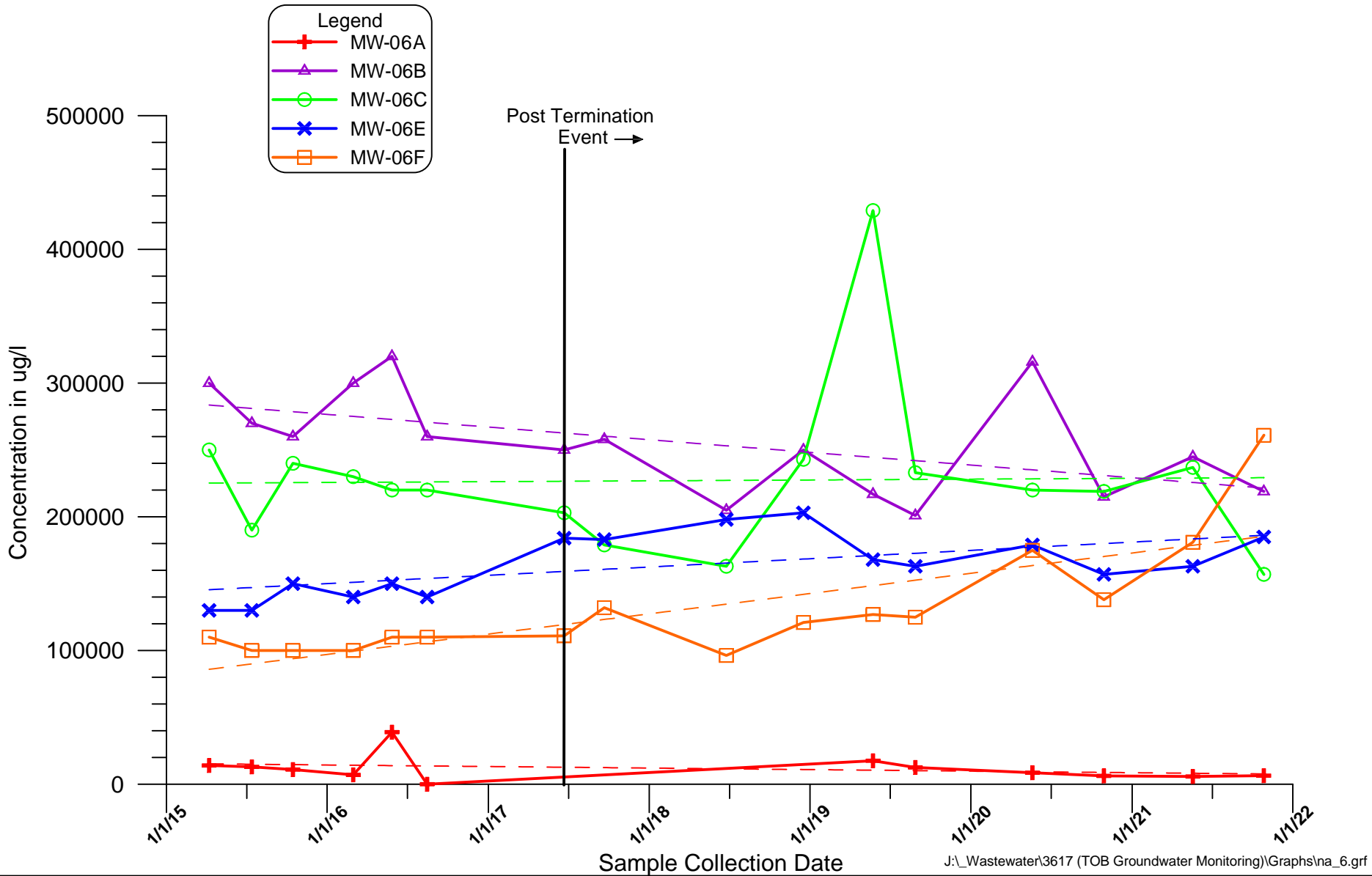


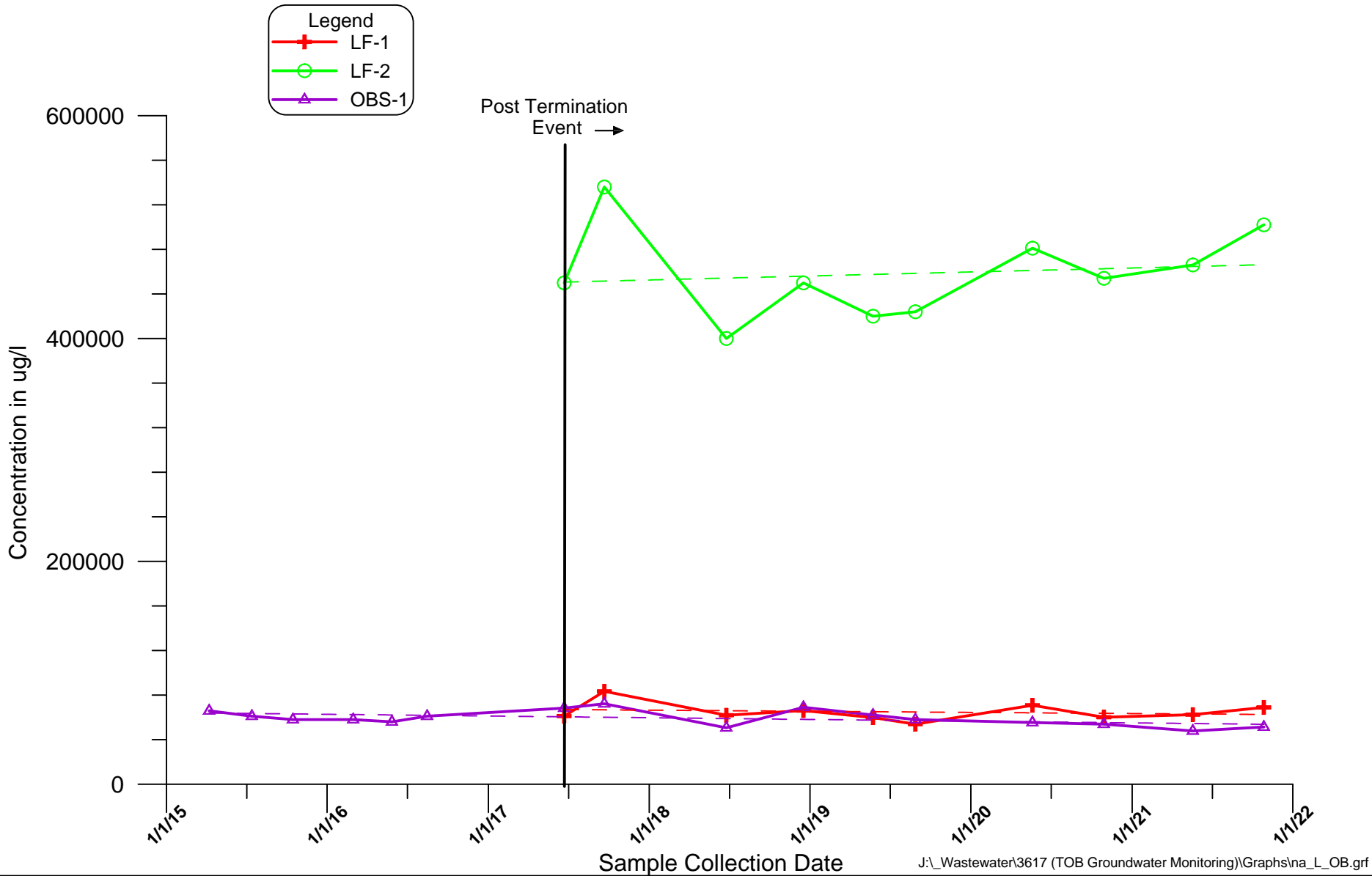
**Town of Oyster Bay  
Old Bethpage Landfill  
Historical Manganese  
Data for Wells LF-1, LF-2 & OBS-1**

**Figure  
E**







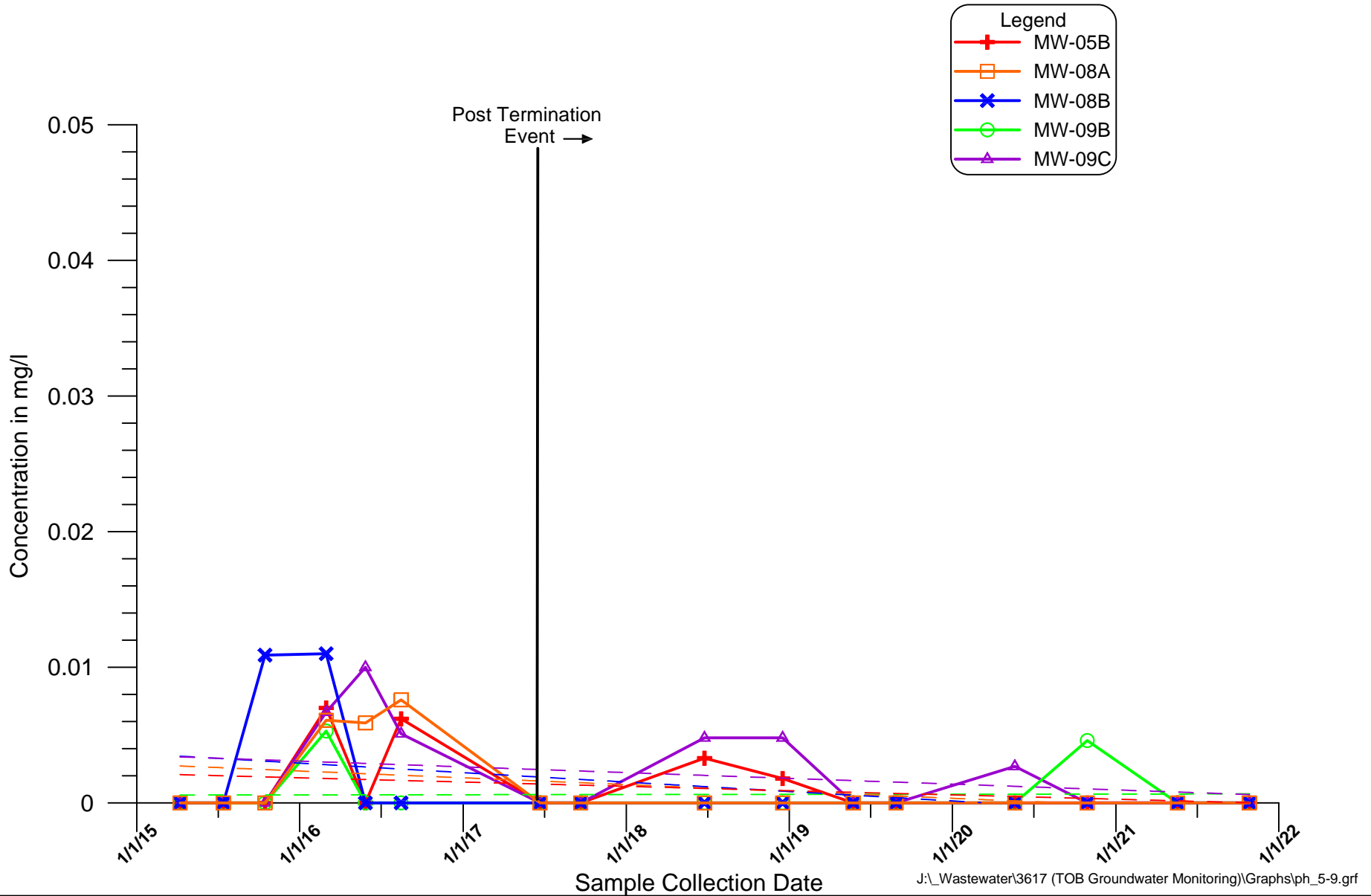


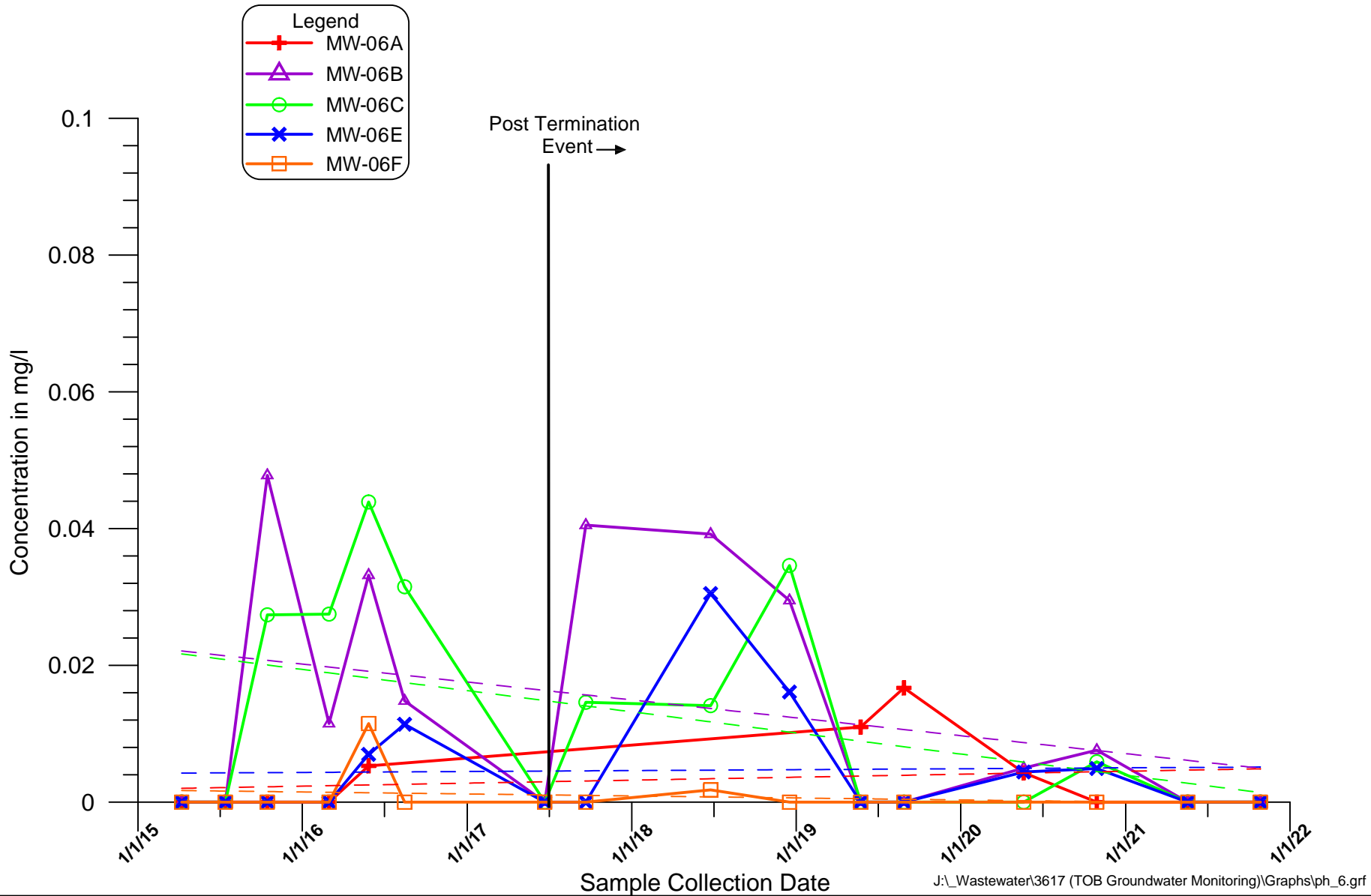
J:\\_Wastewater\3617 (TOB Groundwater Monitoring)\Graphs\na\_L\_OB.grf



**Town of Oyster Bay  
Old Bethpage Landfill  
Historical Sodium  
Data for Wells LF-1, LF-2 & OBS-1**

**Figure  
E**

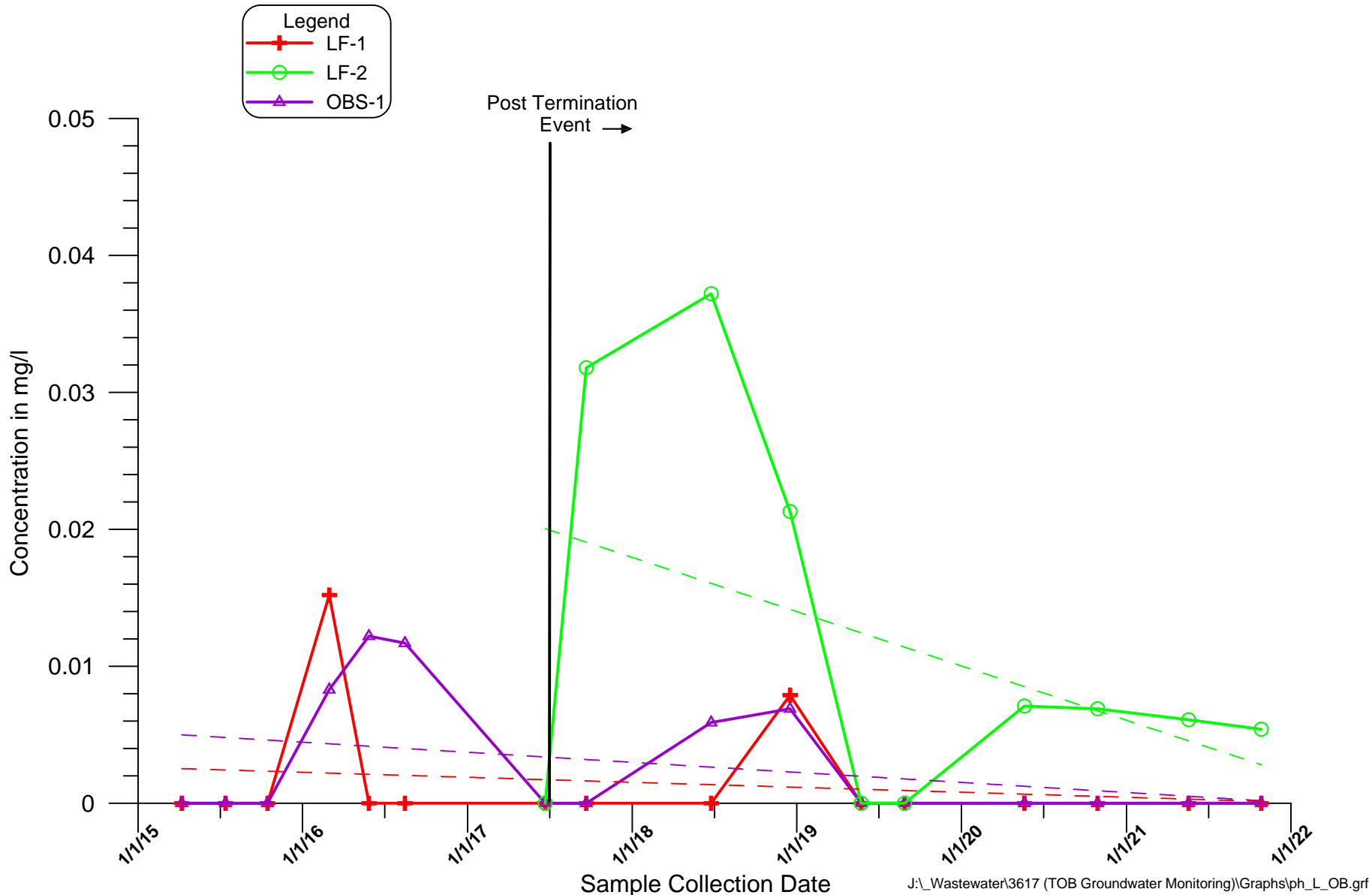


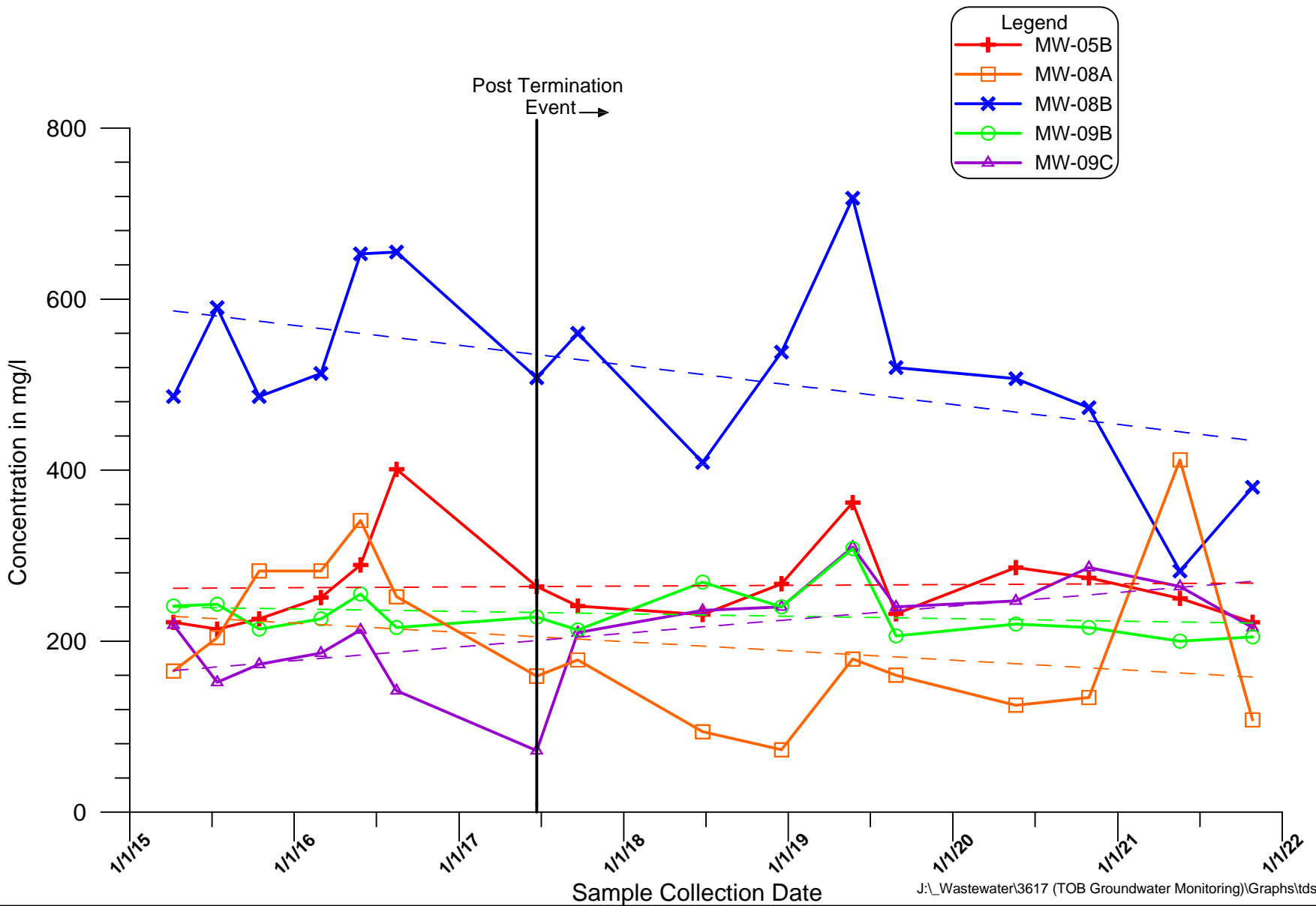


**Town of Oyster Bay  
Old Bethpage Landfill  
Historical Phenolics  
Data for Monitoring Well Cluster 6**

**Figure  
E**





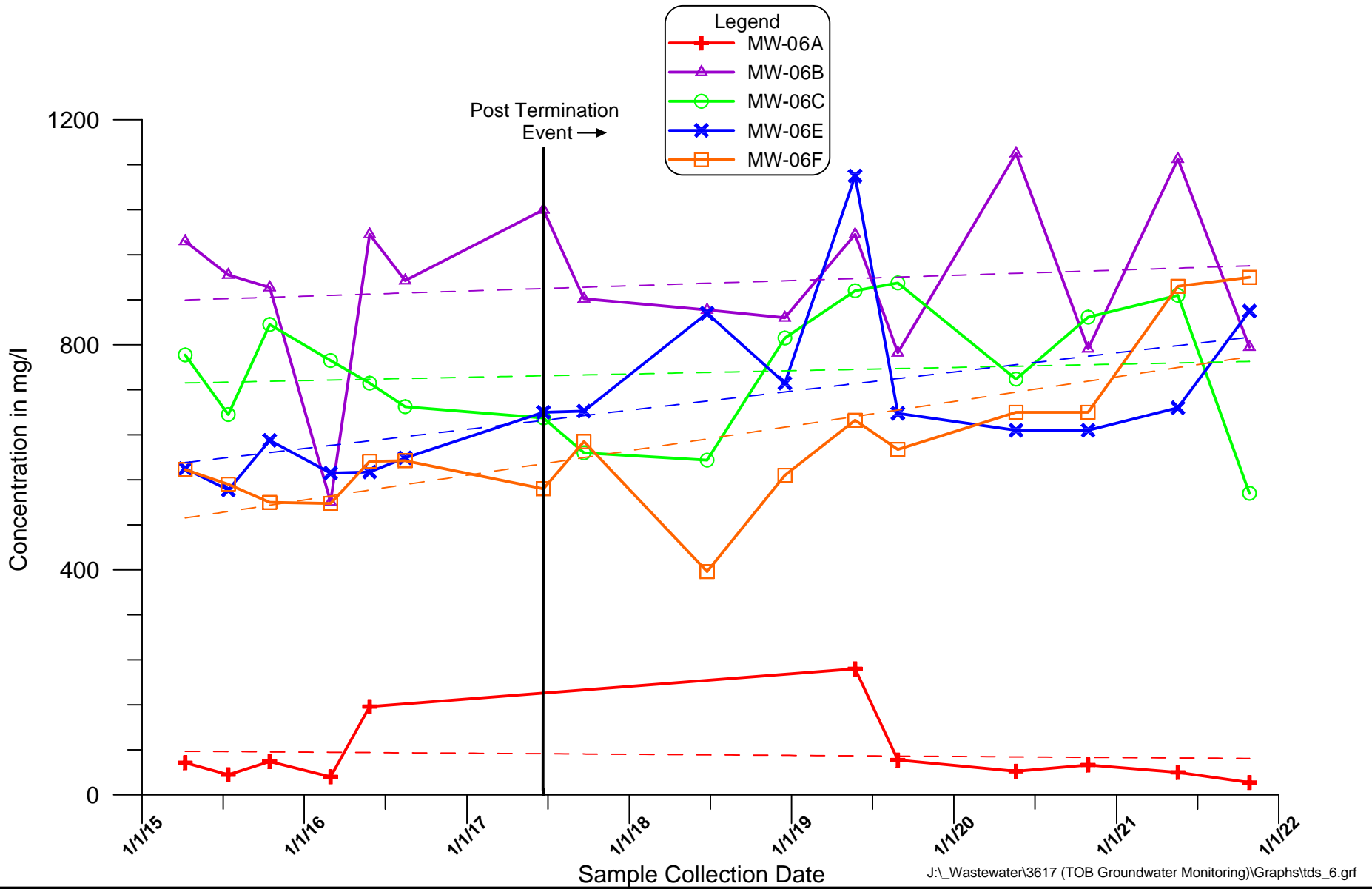


J:\\_Wastewater\3617 (TOB Groundwater Monitoring)\Graphs\tds\_5-9.grf

Town of Oyster Bay  
 Old Bethpage Landfill  
 Historical Total Dissolved Solids  
 Data for Monitoring Wells 5, 8, & 9



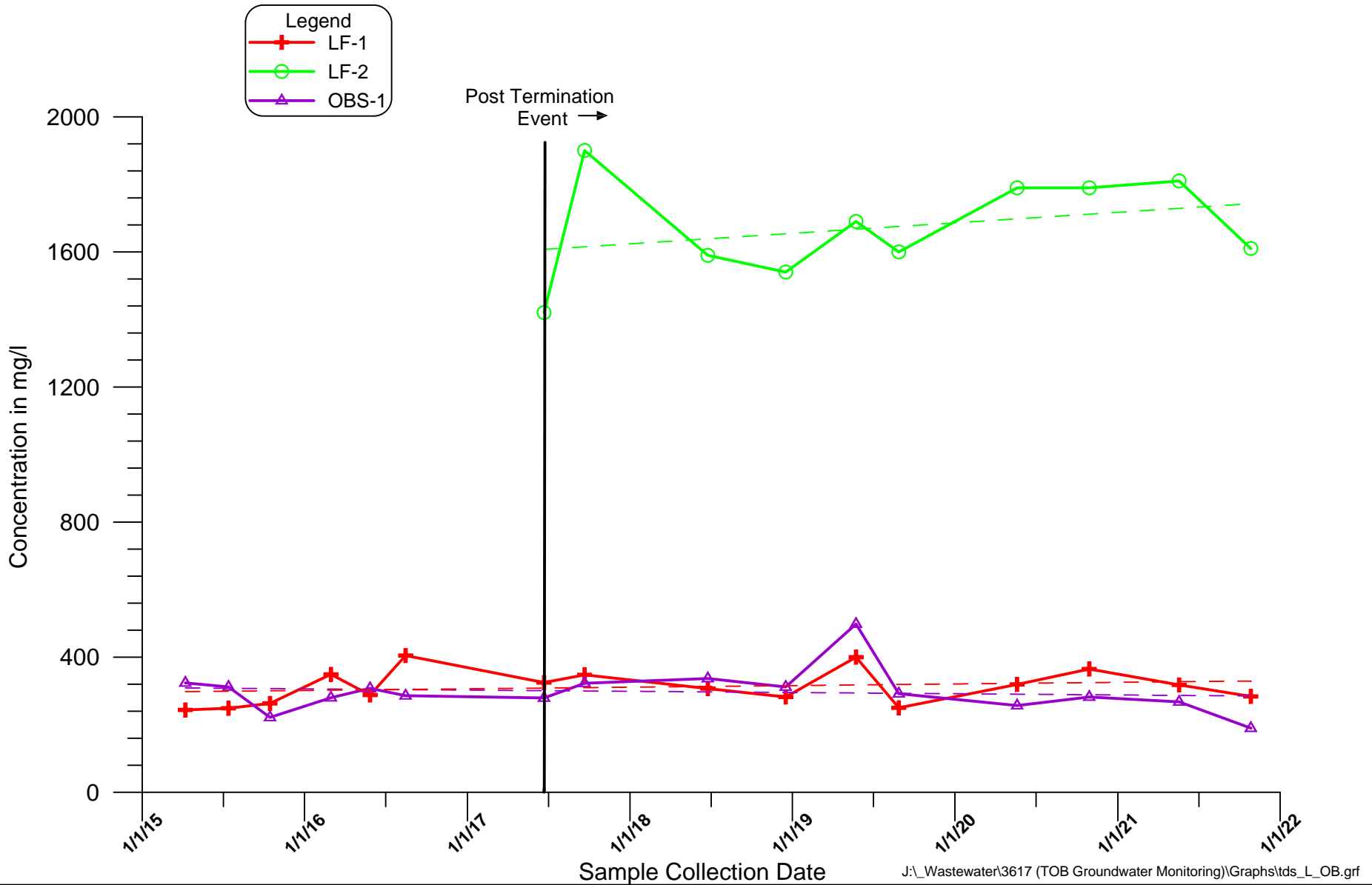
Figure E



**Town of Oyster Bay  
Old Bethpage Landfill  
Historical Total Dissolved Solids  
Data for Monitoring Well Cluster 6**

**Figure  
E**

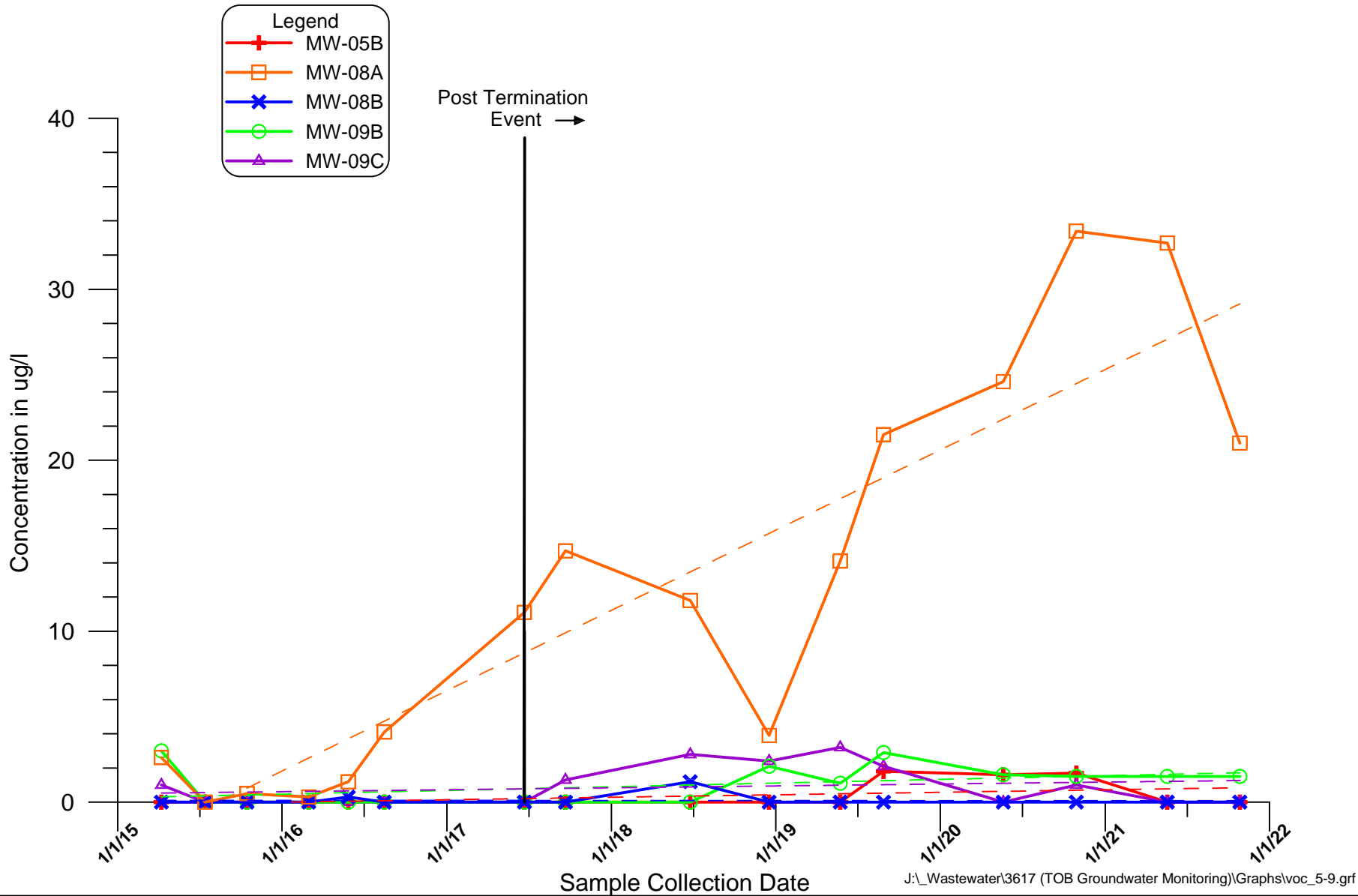


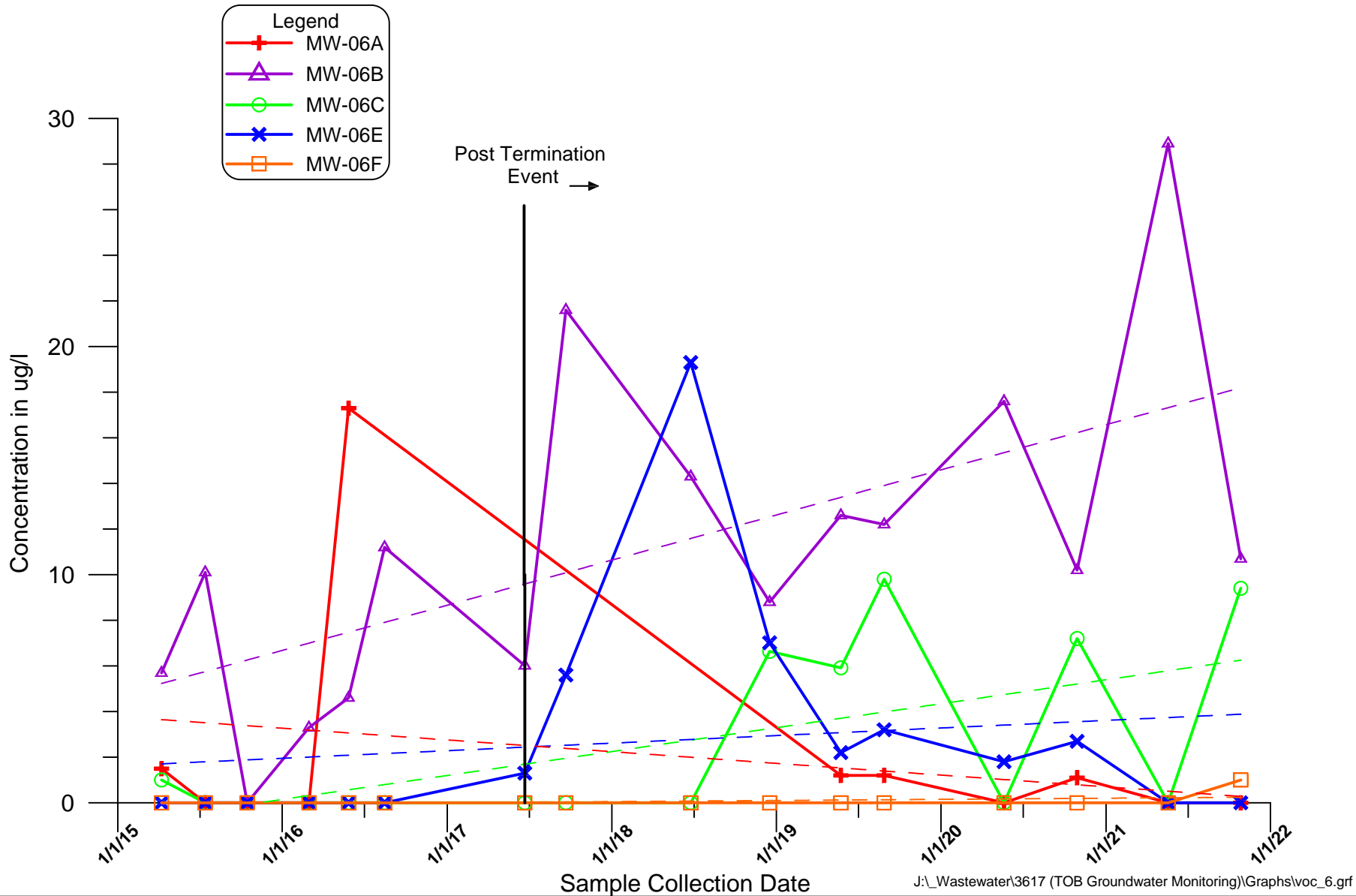


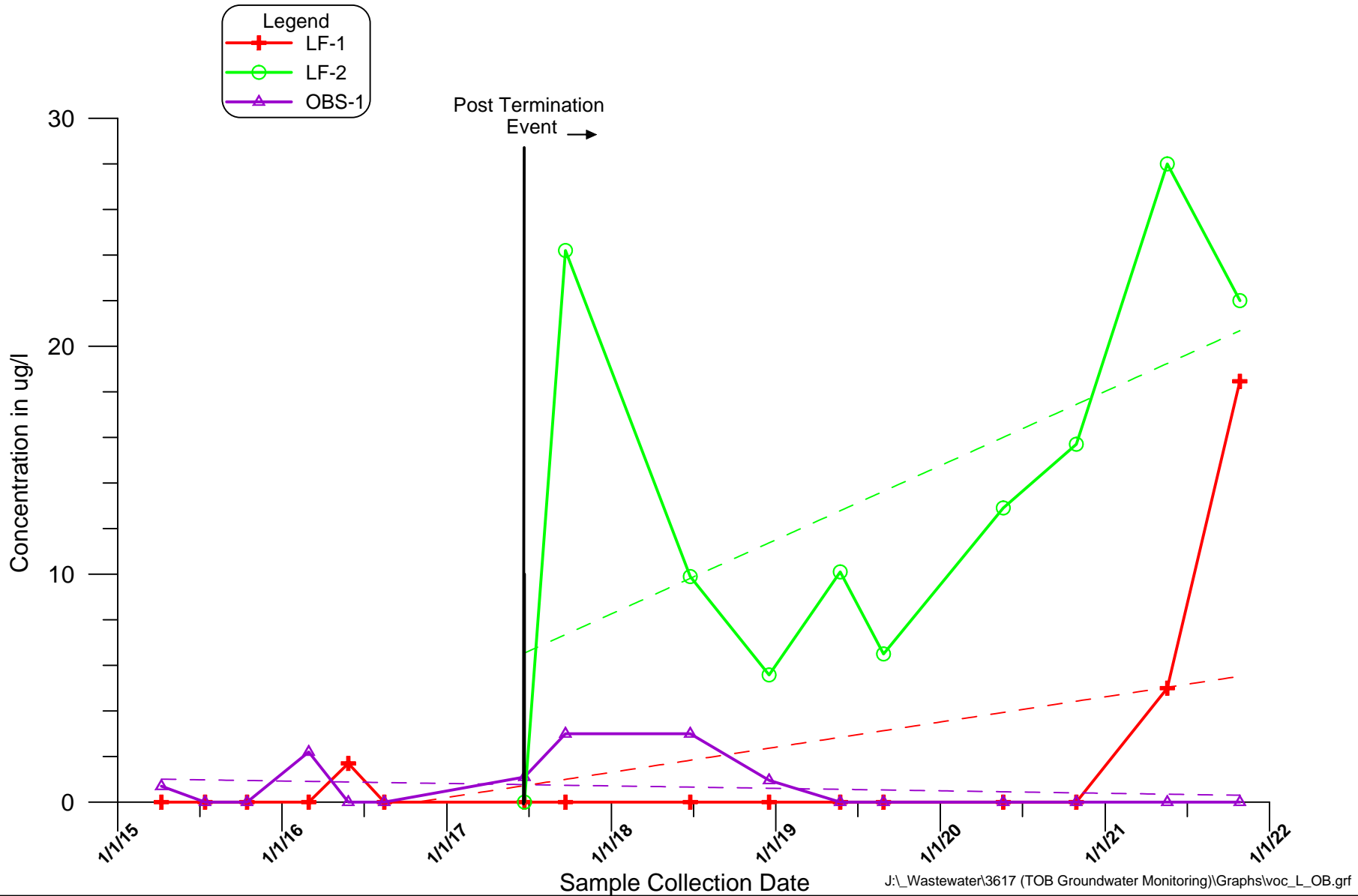
**Town of Oyster Bay  
 Old Bethpage Landfill  
 Historical Total Dissolved Solids  
 Data for Wells LF-1, LF-2 & OBS-1**



**Figure  
 E**







**APPENDIX F**

**PREVIOUSLY COLLECTED POST-TERMINATION  
GROUNDWATER MONITORING DATA**

Table 1  
 Old Bethpage Landfill Complex  
 Post-Termination Groundwater Monitoring Program  
 Monitoring Well Sample Results  
 Volatile Organic Compounds

Sample ID	Sample Date	LF-1	LF-2	MW-5B	MW-6B	MW-6C	MW-6E	MW-6F	MW-8A	MW-8B	MW-9B	MW-9C	OBS-1
Units in ug/l		06/22/2017	06/20/2017	06/20/2017	06/21/2017	06/21/2017	06/21/2017	06/21/2017	06/22/2017	06/22/2017	06/20/2017	06/20/2017	06/20/2017
	NYSDEC Class GA Standard or Guidance Value												
VOLATILE COMPOUNDS													
1,1,1-Trichloroethane	5	1 U	1 U	1 U	1 U	1 U	1 U	1 U	1 U	1 U	1 U	1 U	1 U
1,1-Dichloroethane	5	1 UJ	1 UJ	1 UJ	1 UJ	1 UJ	1 UJ	1 UJ	1 UJ	1 UJ	1 UJ	1 UJ	1 UJ
1,1-Dichloroethene	5	1 U	1 U	1 U	1 U	1 U	1 U	1 U	1 U	1 U	1 U	1 U	1 U
1,2-Dichlorobenzene	3	1 U	1 U	1 U	1 U	1 U	1 U	1 U	1 U	1 U	1 U	1 U	1 U
1,2-Dichloroethane	0.6	1 U	1 U	1 U	1 U	1 U	1 U	1 U	1 U	1 U	1 U	1 U	1 U
1,2-Dichloropropane	1	1 U	1 U	1 U	1 U	1 U	1 U	1 U	1 U	1 U	1 U	1 U	1 U
1,3-Dichlorobenzene	3	1 U	1 U	1 U	1.1 J	1 U	1 U	1 U	1 U	1 U	1 U	1 U	1 U
1,4-Dichlorobenzene	3	1 U	1 U	1 U	1.1 J	1 U	1 U	1 U	1 U	1 U	1 U	1 U	1 U
Benzene	1	1 U	1 U	1 U	0.71 J	1 U	1 U	1 U	1 U	1 U	1 U	1 U	1 U
Bromodichloromethane	50	1 U	1 U	1 U	1 U	1 U	1 U	1 U	1 U	1 U	1 U	1 U	1 U
Bromoform	50	1 U	1 U	1 U	1 U	1 U	1 U	1 U	1 U	1 U	1 U	1 U	1 U
Carbon Tetrachloride	5	1 U	1 U	1 U	1 U	1 U	1 U	1 U	1 U	1 U	1 U	1 U	1 U
Chlorobenzene	5	1 U	1 U	1 U	1.9 J	1 U	1.3	1 U	1 U	1 U	1 U	1 U	1.1
Chloroethane	5	1 U	1 U	1 U	1 U	1 U	1 U	1 U	1 U	1 U	1 U	1 U	1 U
Chloroform	7	1 U	1 U	1 U	1 U	1 U	1 U	1 U	1 U	1 U	1 U	1 U	1 U
Cis-1,2-Dichloroethylene	5	1 U	1 U	1 U	1 U	1 U	1 U	1 U	3.8	1 U	1 U	1 U	1 U
Dibromochloromethane	50	1 U	1 U	1 U	1 U	1 U	1 U	1 U	1 U	1 U	1 U	1 U	1 U
Dichlorodifluoromethane	5	1 U	1 U	1 U	1 U	1 U	1 U	1 U	1 U	1 U	1 U	1 U	1 U
Ethylbenzene	5	1 U	1 U	1 U	1 U	1 U	1 U	1 U	1 U	1 U	1 U	1 U	1 U
Isopropylbenzene (Cumene)	5	1 U	1 U	1 U	1.2 J	1 U	1 U	1 U	1 U	1 U	1 U	1 U	1 U
Methylene Chloride	5	1 U	1 U	1 U	1 U	1 U	1 U	1 U	1 U	1 U	1 U	1 U	1 U
n-Butylbenzene	5	1 UJ	1 UJ	1 UJ	1 UJ	1 UJ	1 UJ	1 UJ	1 UJ	1 UJ	1 UJ	1 UJ	1 UJ
tert-Butylbenzene	5	1 U	1 U	1 U	1 U	1 U	1 U	1 U	1 U	1 U	1 U	1 U	1 U
Tetrachloroethylene(PCE)	5	1 U	1 U	1 U	1 U	1 U	1 U	1 U	5.6	1 U	1 U	1 U	1 U
Toluene	5	1 U	1 U	1 U	1 U	1 U	1 U	1 U	1 U	1 U	1 U	1 U	1 U
Trans-1,2-Dichloroethene	5	1 U	1 U	1 U	1 U	1 U	1 U	1 U	1 U	1 U	1 U	1 U	1 U
Trichloroethylene (TCE)	5	1 U	1 U	1 U	1 U	1 U	1 U	1 U	1.7	1 U	1 U	1 U	1 U
Vinyl Chloride	2	1 U	1 U	1 U	1 U	1 U	1 U	1 U	1 U	1 U	1 U	1 U	1 U
Xylenes, Total	5	2 U	2 U	2 U	2 U	2 U	2 U	2 U	2 U	2 U	2 U	2 U	2 U
Total Volatile Compounds	--	ND	ND	ND	6.01	ND	1.3	ND	11.1	ND	ND	ND	1.1

Footnotes/Qualifiers:

- ug/l Micrograms per liter
- U Compound was analyzed for but not detected
- J Estimated value or limit
- No standard

**Exceeds NYSDEC Class GA Standard or Guidance Value**

Note that well MW-06A was dry and could not be sampled



Table 2  
 Old Bethpage Landfill Complex  
 Post-Termination Groundwater Monitoring Program  
 Monitoring Well Sample Results  
 Total and Dissolved Metals

Units in ug/l	Sample ID Sample Date Type:	LF-1	LF-1	LF-2	LF-2	MW-5B	MW-5B	MW-6B	MW-6B	MW-6C	MW-6C	MW-6E	MW-6E
		06/22/2017 Total	06/22/2017 Dissolved	06/20/2017 Total	06/20/2017 Dissolved	06/20/2017 Total	06/20/2017 Dissolved	06/21/2017 Total	06/21/2017 Dissolved	06/21/2017 Total	06/21/2017 Dissolved	06/21/2017 Total	06/21/2017 Dissolved
METALS	NYSDEC Class GA Standard or Guidance Value												
Aluminum	--	112 J	200 U	195 J	48.8 J	200 U	200 U	437	200 U	41.7 J	200 U	39.4 J	200 U
Barium	1000	368	8.9 J	56.9 J	42.9 J	55.3 J	31.6 J	59 J	37.6 J	43.7 J	21.9 J	196 J	151 J
Calcium	--	28900 J	24200	28800	21400	14600	12300	17300	13800	42400	34800	33800	27700
Chromium	50	10 U	10 U	7.6 J	2.9 J	4.7 J	10 U	4.9 UB	10 U	10 U	10 U	10 U	10 U
Copper	200	41.4 J	2.8 J	90.1	71.7	25 U	25 U	23.7 J	11.5 J	4.8 J	25 U	4.9 J	25 U
Iron	300	<b>57400</b>	100 U	<b>1080</b>	23 J	112	100 U	<b>21800</b>	53.1 J	<b>26600</b>	100 U	<b>29300</b>	<b>610</b>
Lead	25	5 U	5 U	<b>370</b>	<b>32</b>	4 UB	5 U	24.1	1.3 J	3.8 UB	5 U	2.9 UB	5 U
Magnesium	35000	17600	15000	11400	10000	6870	5900	13300	11100	10300	8670	15400	12900
Manganese	300	<b>11200</b>	11.3 UB	120 J	40.7	<b>5760 J</b>	<b>5220</b>	153 J	48	134 J	77.2	<b>665 J</b>	<b>513</b>
Mercury	0.7	0.087 UB	0.067 UB	0.1 UB	0.2 U	0.097 UB	0.10 UB	0.038 UB	0.067 UB	0.047 UB	0.066 UB	0.18 UB	0.066 UB
Nickel	100	8.2 J	2.1 J	12.7 J	9.7 J	4.3 J	3.1 J	17.6 J	13.2 J	7.6 UB	6.3 J	15.3 J	10 J
Potassium	--	9820	7540	148000	122000	12600	10200	88800	74200	26100	22400	33800	29000
Sodium	20000	<b>61100</b>	<b>54500</b>	<b>450000</b>	<b>404000</b>	<b>64000</b>	<b>54900</b>	<b>250000</b>	<b>214000</b>	<b>203000</b>	<b>176000</b>	<b>184000</b>	<b>157000</b>
Zinc	2000	509	7.9 UB	147	53.9	7 UB	5.7 UB	43.1	17.1 J	29.1	11 J	50.1	11.1 J

Footnotes/Qualifiers:

- ug/l Micrograms per liter
- U Compound was analyzed for but not detected
- J Estimated detection limit or value
- UB Non-detect based on blank results
- No standard

**Exceeds NYSDEC Class GA Standard or Guidance Value**

Note that well MW-06A was dry and could not be sampled

Table 2  
 Old Bethpage Landfill Complex  
 Post-Termination Groundwater Monitoring Program  
 Monitoring Well Sample Results  
 Total and Dissolved Metals

Units in ug/l	Sample ID Sample Date Type:	MW-6F	MW-6F	MW-8A	MW-8A	MW-8B	MW-8B	MW-9B	MW-9B	MW-9C	MW-9C	OBS-1	OBS-1
		06/21/2017 Total	06/21/2017 Dissolved	06/22/2017 Total	06/22/2017 Dissolved	06/22/2017 Total	06/22/2017 Dissolved	06/20/2017 Total	06/20/2017 Dissolved	06/20/2017 Total	06/20/2017 Dissolved	06/20/2017 Total	06/20/2017 Dissolved
	NYSDEC Class GA Standard or Guidance Value												
<b>METALS</b>													
Aluminum	--	90.3 J	38.4 J	91 J	14 J	100 J	200 U	51 J	200 U	19.2 J	200 U	29.5 J	200 U
Barium	1000	201	172 J	69.5 J	62.2 J	109 J	92 J	94.4 J	88.2 J	36.2 J	30.9 J	91.1 J	73 J
Calcium	--	33700	27700	5940 J	5180	30200 J	27600	16500	13900	3760	3650	16900	16800
Chromium	50	3.3 UB	10 U	4.4 J	10 U	10.4	10 U	3.5 J	10 U	3.6 J	10 U	1.7 J	10 U
Copper	200	6.6 J	7.8 J	85.5 J	89.4	4.8 J	25 U	10.6 J	25 U	12.4 J	4.2 J	2.8 J	3.9 J
Iron	300	<b>756</b>	32.9 J	<b>328</b>	100 U	<b>352</b>	100 U	<b>752</b>	100 U	<b>875</b>	100 U	<b>1390</b>	100 U
Lead	25	7.1 UB	3 J	3.8 UB	4 J	7.7 UB	5 U	6.6 UB	5 U	8.1 UB	5 U	5.6 UB	5 U
Magnesium	35000	12400	10500	5850	5040	7770	6810	6100	5390	1900	2430	12000	12100
Manganese	300	141 J	120	162	155	<b>647</b>	<b>540</b>	<b>2510 J</b>	<b>3090</b>	77.8 J	60.8	<b>3190 J</b>	<b>2950</b>
Mercury	0.7	0.14 UB	0.2 U	0.07 UB	0.07 UB	0.094 UB	0.063 UB	0.1 UB	0.1 UB	0.098 UB	0.098 UB	0.14 UB	0.11 UB
Nickel	100	39.7 J	35.5 J	5.7 J	5.6 J	11.1 J	7.5 J	3.7 J	1.8 J	3 J	1.7 J	3.4 J	3.5 J
Potassium	--	7510	6450	14700	13400	9900	8770	8990	7100	2950 J	3080 J	18100	16700
Sodium	20000	<b>111000</b>	<b>91600</b>	<b>29900</b>	<b>24100</b>	<b>125000</b>	<b>113000</b>	<b>63400</b>	<b>52600</b>	12900	15800	<b>68400</b>	<b>63200</b>
Zinc	2000	1600	1400	302	386	32	25.1	17.8 J	5.6 UB	15.2 J	9.8 UB	33.4	9 UB

Footnotes/Qualifiers:

- ug/l Micrograms per liter
- U Compound was analyzed for but not detected
- J Estimated detection limit or value
- UB Non-detect based on blank results
- No standard

**Exceeds NYSDEC Class GA Standard or Guidance Value**

Note that well MW-06A was dry and could not be sampled

Table 3  
 Old Bethpage Landfill Complex  
 Post-Termination Groundwater Monitoring Program  
 Monitoring Well Sample Results  
 Leachate Indicator Parameters

Sample ID Sample Date		LF-1 06/22/2017	LF-2 06/20/2017	MW-5B 06/20/2017	MW-6B 06/21/2017	MW-6C 06/21/2017	MW-6E 06/21/2017	MW-6F 06/21/2017	MW-8A 06/22/2017	MW-8B 06/22/2017	MW-9B 06/20/2017	MW-9C 06/20/2017	OBS-1 06/20/2017
Units in mg/l													
LEACHATE INDICATORS	NYSDEC Class GA Standard or Guidance Value												
Alkalinity, Total	---	112 J	466 J	30 J	905 J	331 J	177 J	3.6 J	7.2 J	45 J	34.4 J	12 J	144 J
Alkalinity,Bicarbonate	---	112	466 J	30 J	905 J	331 J	177 J	3.6 J	7.2	45	34.4 J	12 J	144 J
Alkalinity,Carbonate	---	1 U	1 U	1 U	1 U	1 U	1 U	1 U	1 U	1 U	1 U	1 U	1 U
Chloride	250	75.8	<b>488</b>	97.2	<b>306</b>	206	<b>346</b>	248	65.4	249	88.7	39	96.3
Cyanide	0.2	0.01 U	0.01 U	0.01 U	0.01 U	0.01 U	0.01 U	0.01 U	0.01 U	0.01 U	0.01 U	0.01 U	0.01 U
Hardness	---	190	120	70	120	176	152	180	40	104	72	19	100
Hexavalent Chromium	0.05	0.02 U	0.02 U	0.02 U	0.0064 J	0.023 J	0.014 J	0.02 U	0.02 U	0.02 U	0.02 U	0.02 U	0.02 U
Nitrogen, Ammonia	2	0.026 UB	0.68 J	0.03 UB	<b>116</b>	<b>16.2</b>	<b>31.9</b>	0.42	0.021 UB	0.43	0.19 UB	0.59 J	<b>8.4 J</b>
Nitrogen, Kjeldahl, Total	---	0.65 J	3.2	0.1 U	114 J	12.4 J	30.2 J	0.1 UJ	0.1 UJ	0.65 J	0.35	0.9	9.1
Nitrate	10	5.5	5.6	5.6	0.091 J	0.034 J	1.7 J	3.3 J	4.5	0.63	4	0.75	0.19
Nitrite	1	0.05 U	0.045 J	0.068	0.05 U	0.05 U	0.05 U	0.022 UB	0.012 J	0.05 U	0.05 U	0.05 U	0.05 U
Phenolics, Total	0.001	0.0011 UB	0.0021 UB	0.0016 UB	0.017 UB	0.0135 UB	0.0049 UB	0.0034 UB	0.0011 UB	0.0029 UB	0.0025 UB	0.003 UB	0.0094 UB
Sulfate	250	45.4	40.8	18.8	1 J	42.4	20.9	0.48 J	37.9	35.3	19.9	10.6	27.8
Total Dissolved Solids	---	325	1420	264	1040	670	680	544	159	508	228	72	279

Footnotes/Qualifiers:

- mg/l Milligrams per liter
- U Compound was analyzed for but not detected
- J Estimated detection limit or value
- No standard

**Exceeds NYSDEC Class GA Standard or Guidance Value**

Note that well MW-06A was dry and could not be sampled

Table 1  
 Old Bethpage Landfill Complex  
 Post-Termination Groundwater Monitoring Program  
 Monitoring Well Sample Results  
 Volatile Organic Compounds

Sample ID Sample Date		LF-1 09/21/17	LF-2 09/21/17	MW-5B 09/21/17	MW-6B 09/22/17	MW-6C 09/22/17	MW-6E 09/22/17	MW-6F 09/22/17	MW-8A 09/22/17	MW-8B 09/22/17	MW-9B 09/21/17	MW-9C 09/21/17	OBS-1 09/21/17
Units in ug/l													
VOLATILE COMPOUNDS													
	NYSDEC Class GA Standard or Guidance Value												
1,1,1-Trichloroethane	5	1 U	1 U	1 U	1 U	1 U	1 U	1 U	1 U	1 U	1 U	1 U	1 U
1,1-Dichloroethane	5	1 U	1 U	1 U	1 U	1 U	1 U	1 U	1 U	1 U	1 U	1 U	1 U
1,1-Dichloroethene	5	1 U	1 U	1 U	1 U	1 U	1 U	1 U	1 U	1 U	1 U	1 U	1 U
1,2-Dichlorobenzene	3	1 U	1.3	1 U	1.1	1 U	1 U	1 U	1 U	1 U	1 U	1 U	1 U
1,2-Dichloroethane	0.6	1 UJ	1 UJ	1 UJ	1 UJ	1 UJ	1 UJ	1 UJ	1 UJ	1 UJ	1 UJ	1 UJ	1 UJ
1,2-Dichloropropane	1	1 UJ	1 UJ	1 UJ	1 UJ	1 UJ	1 UJ	1 UJ	1 UJ	1 UJ	1 UJ	1 UJ	1 UJ
1,3-Dichlorobenzene	3	1 U	1 U	1 U	1 U	1 U	1 U	1 U	1 U	1 U	1 U	1 U	1 U
1,4-Dichlorobenzene	3	1 U	3.3	1 U	3.8	1 U	1.0	1 U	1 U	1 U	1 U	1 U	1.2
Benzene	1	1 U	3.4	1 U	1.9	1 U	1 U	1 U	1 U	1 U	1 U	1 U	1 U
Bromodichloromethane	50	1 U	1 U	1 U	1 U	1 U	1 U	1 U	1 U	1 U	1 U	1 U	1 U
Bromoform	50	1 U	1 U	1 U	1 U	1 U	1 U	1 U	1 U	1 U	1 U	1 U	1 U
Carbon Tetrachloride	5	1 U	1 U	1 U	1 U	1 U	1 U	1 U	1 U	1 U	1 U	1 U	1 U
Chlorobenzene	5	1 U	2.7	1 U	7.7	1 U	3.2	1 U	1 U	1 U	1 U	1 U	1.8
Chloroethane	5	1 U	1 U	1 U	1 U	1 U	1 U	1 U	1 U	1 U	1 U	1 U	1 U
Chloroform	7	1 U	1 U	1 U	1 U	1 U	1 U	1 U	1 U	1 U	1 U	1 U	1 U
Cis-1,2-Dichloroethylene	5	1 U	1 U	1 U	1 U	1 U	1 U	1 U	6.4	1 U	1 U	1 U	1 U
Dibromochloromethane	50	1 U	1 U	1 U	1 U	1 U	1 U	1 U	1 U	1 U	1 U	1 U	1 U
Dichlorodifluoromethane	5	1 U	1 U	1 U	1 U	1 U	1 U	1 U	1 U	1 U	1 U	1 U	1 U
Ethylbenzene	5	1 U	1 U	1 U	1 U	1 U	1 U	1 U	1 U	1 U	1 U	1 U	1 U
Isopropylbenzene (Cumene)	5	1 U	9.7	1 U	6.0	1 U	1.4	1 U	1 U	1 U	1 U	1 U	1 U
Methylene Chloride	5	1 U	1 U	1 U	1 U	1 U	1 U	1 U	1 U	1 U	1 U	1 U	1 U
n-Butylbenzene	5	1 UJ	1 UJ	1 UJ	1 UJ	1 UJ	1 UJ	1 UJ	1 UJ	1 UJ	1 UJ	1 UJ	1 UJ
tert-Butylbenzene	5	1 U	1 U	1 U	1 U	1 U	1 U	1 U	1 U	1 U	1 U	1 U	1 U
Tetrachloroethylene(PCE)	5	1 U	1 U	1 U	1 U	1 U	1 U	1 U	5.5	1 U	1 U	1 U	1 U
Toluene	5	1 U	1 U	1 U	1 U	1 U	1 U	1 U	1 U	1 U	1 U	1 U	1 U
Trans-1,2-Dichloroethene	5	1 U	1 U	1 U	1 U	1 U	1 U	1 U	1 U	1 U	1 U	1 U	1 U
Trichloroethylene (TCE)	5	1 U	1 U	1 U	1 U	1 U	1 U	1 U	2.8	1 U	1 U	1.3	1 U
Vinyl Chloride	2	1 U	1 U	1 U	1 U	1 U	1 U	1 U	1 U	1 U	1 U	1 U	1 U
Xylenes, Total	5	2 U	3.8	2 U	1.1 J	2 U	2 U	2 U	2 U	2 U	2 U	2 U	2 U
Total Volatile Compounds	--	ND	24.2	ND	21.6	ND	5.6	ND	14.7	ND	ND	1.3	3

Footnotes/Qualifiers:  
 ug/l Micrograms per liter  
 U Compound was analyzed for but not detected  
 J Estimated value or limit  
 -- No standard  
 ND Not detected

**Exceeds NYSDEC Class GA Standard or Guidance Value**

Note that well MW-06A was dry and could not be sampled



Table 2  
 Old Bethpage Landfill Complex  
 Post-Termination Groundwater Monitoring Program  
 Monitoring Well Sample Results  
 Total and Dissolved Metals

Sample ID Sample Date Type:		LF-1 09/21/17 Total	LF-1 09/21/17 Dissolved	LF-2 09/21/17 Total	LF-2 09/21/17 Dissolved	MW-5B 09/21/17 Total	MW-5B 09/21/17 Dissolved	MW-6B 09/22/17 Total	MW-6B 09/22/17 Dissolved	MW-6C 09/22/17 Total	MW-6C 09/22/17 Dissolved	MW-6E 09/22/17 Total	MW-6E 09/22/17 Dissolved
Units in ug/l													
NYSDEC Class GA Standard or Guidance Value													
METALS													
Aluminum	--	200 U	15.6 UB	38.5 J	200 U	16.4 J	200 U	159 J	14.2 UB	200 U	200 U	200 U	200 U
Barium	1000	83 J	72.8 J	56 J	55.7 J	40.2 J	36.6 J	55 J	51.2 J	24.6 J	23 J	208	192 J
Calcium	--	19000	17200	35700	34400	14000	12400	18200	17000	36600	34200	35900	33300
Chromium	50	10 U	10 U	12.2	13.5	10 U	10 U	3.6 J	2.2 J	10 U	10 U	10 U	10 U
Copper	200	25 U	3.3 J	25 U	25 U	25 U	25 U	2.8 J	25 U	25 U	25 U	25 U	4.4 J
Iron	300	<b>22400</b>	<b>19500</b>	<b>8220</b>	<b>7840</b>	200 U	20 U	<b>12300</b>	<b>9140</b>	<b>3970</b>	<b>3580</b>	<b>21000</b>	<b>19100</b>
Lead	25	2.3 J	5 U	2.1 J	5 U	1.8 J	5 U	5 U	5 U	5 U	5 U	5 U	5 U
Magnesium	35000	16500	14800	24500	22900	6740	5980	12600	11900	8790	8420	16800	15900
Manganese	300	<b>4340</b>	<b>4260</b>	193	184	<b>5030</b>	<b>5270</b>	68.5	37.3	93.4	83.3	<b>706</b>	<b>640</b>
Mercury	0.7	0.2 U	0.2 U	0.2 U	0.2 U	0.2 U	0.2 U	0.2 U	0.2 U	0.2 U	0.2 U	0.2 U	0.2 U
Nickel	100	3.8 J	2.7 UB	20.8 J	19.6 J	2.2 J	2.5 UB	17.7 J	13.7 J	6.4 J	5.5 UB	15 J	12.2 J
Potassium	--	9790	10000	160000	162000	11200	11000	90200	91200	23400	24200	36300	36300
Sodium	20000	<b>83400</b>	<b>86400</b>	<b>536000</b>	<b>535000</b>	<b>60700</b>	<b>63200</b>	<b>258000</b>	<b>274000</b>	<b>179000</b>	<b>189000</b>	<b>183000</b>	<b>190000</b>
Zinc	2000	8.1 UB	3.1 UB	7.4 UB	2.3 UB	3.4 UB	1.7 UB	6.4 UB	1.6 UB	4.2 UB	20 UB	21.5 UB	16.7 UB

Footnotes/Qualifiers:

- ug/l Micrograms per liter
- U Compound was analyzed for but not detected
- J Estimated detection limit or value
- UB Non-detect based on blank results
- No standard

**Exceeds NYSDEC Class GA Standard or Guidance Value**

Note that well MW-06A was dry and could not be sampled

Table 2  
 Old Bethpage Landfill Complex  
 Post-Termination Groundwater Monitoring Program  
 Monitoring Well Sample Results  
 Total and Dissolved Metals

Sample ID Sample Date Type:		MW-6F 09/22/17 Total	MW-6F 09/22/17 Dissolved	MW-8A 09/22/17 Total	MW-8A 09/22/17 Dissolved	MW-8B 09/22/17 Total	MW-8B 09/22/17 Dissolved	MW-9B 09/21/17 Total	MW-9B 09/21/17 Dissolved	MW-9C 09/21/17 Total	MW-9C 09/21/17 Dissolved	OBS-1 09/21/17 Total	OBS-1 09/21/17 Dissolved
Units in ug/l													
	NYSDEC Class GA Standard or Guidance Value												
METALS													
Aluminum	--	166 J	162 UB	55.5 J	46.5 UB	26.2 J	32.3 UB	200 U	200 U	200 U	200 U	200 U	200 U
Barium	1000	223	205	82.3 J	78.1 J	156 J	143 J	99 J	95.6 J	52.2 J	48.5 J	64.6 J	60.5 J
Calcium	--	37100	34500	9430	10300	24000	22300	15400	14400	7830	7100	24000	21700
Chromium	50	10 U	10 U	2.2 J	10 U	10 U	10 U	10 U	10 U	10 U	10 U	10 U	10 U
Copper	200	2.5 J	25 U	24.5 J	19.1 J	3.1 J	25 U	25 U	25 U	25 U	25 U	25 U	25 U
Iron	300	63.2 UB	49.7 UB	64 UB	19.5 UB	19.6 UB	32.1 UB	200 U	20 U	20.5 UB	20 U	53.5 UB	51.9 UB
Lead	25	5 U	2.3 J	3.6 J	3.5 J	5 U	5 U	1.5 J	5 U	1.8 J	5 U	2 J	5 U
Magnesium	35000	14600	13800	6960	6950	8300	7850	6370	5840	9760	8800	16300	14700
Manganese	300	116	107	143	128	<b>1110</b>	<b>1000</b>	<b>3380</b>	<b>3480</b>	187	169	<b>2780</b>	<b>2680</b>
Mercury	0.7	0.11 J	0.2 U	0.2 U	0.2 U	0.2 U	0.2 U	0.2 U	0.2 U	0.2 U	0.2 U	0.092 J	0.07 J
Nickel	100	22.2 J	20.7 J	6.7 J	5.9 UB	21.5 J	20 J	40 U	1 UB	1.4 J	2 UB	3.4 J	3.4 UB
Potassium	--	7750	7870	12700	13200	10300	10600	8550	8800	10600	10400	24800	24400
Sodium	20000	<b>132000</b>	<b>139000</b>	<b>35800</b>	<b>39000</b>	<b>151000</b>	<b>162000</b>	<b>57700</b>	<b>59500</b>	<b>63700</b>	<b>63300</b>	<b>72300</b>	<b>72400</b>
Zinc	2000	47.4 UB	43.3 UB	114 UB	107 UB	63.2 UB	58 UB	2.6 UB	20 U	3.1 UB	1.3 UB	2.9 UB	20 U

Footnotes/Qualifiers:

- ug/l Micrograms per liter
- U Compound was analyzed for but not detected
- J Estimated detection limit or value
- UB Non-detect based on blank results
- No standard

**Exceeds NYSDEC Class GA Standard or Guidance Value**

Note that well MW-06A was dry and could not be sampled

Table 3  
 Old Bethpage Landfill Complex  
 Post-Termination Groundwater Monitoring Program  
 Monitoring Well Sample Results  
 Leachate Indicator Parameters

Sample ID Sample Date		LF-1 09/21/17	LF-2 09/21/17	MW-5B 09/21/17	MW-6B 09/22/17	MW-6C 09/22/17	MW-6E 09/22/17	MW-6F 09/22/17	MW-8A 09/22/17	MW-8B 09/22/17	MW-9B 09/21/17	MW-9C 09/21/17	OBS-1 09/21/17
Units in mg/l													
LEACHATE INDICATORS	NYSDEC Class GA Standard or Guidance Value												
Alkalinity, Total	--	124	1590	34.2	957	272	328	1 U	13.2	8.4	34.6	44	196
Alkalinity, Bicarbonate	--	124 J	--	34.2 J	--	272 J	328 J	--	13.2 J	8.4 J	34.6 J	44 J	196 J
Alkalinity, Carbonate	--	1 U	--	1 U	--	1 U	1 U	--	1 U	1 U	1 U	1 U	1 U
Chloride	250	138	<b>633</b>	125	<b>344</b>	238	<b>380</b>	<b>388</b>	81.1	<b>360</b>	117	126	123
Cyanide	0.2	0.01 U	0.01 U	0.01 U	0.01 UJ	0.01 UJ	0.01 UJ	0.01 UJ	0.01 UJ	0.01 UJ	0.01 U	0.01 U	0.01 U
Hardness	--	100	147	60	88	112	144	120	46	84	60	48	108
Hexavalent Chromium	0.05	0.1 U	0.1 U	0.02 U	0.1 U	0.1 U	0.1 U	0.02 U	0.02 U	0.02 U	0.02 U	0.02 U	0.02 U
Nitrogen, Ammonia	2	0.83	<b>192</b>	0.22 UB	<b>137 J</b>	<b>18.4</b>	<b>44.5</b>	0.14 UB	0.018 UB	0.68 J	0.23 UB	1.3	<b>20.4</b>
Nitrogen, Kjeldahl, Total	--	1.7 J	192 J	1.2 J	146	16.1	41.2	0.1 U	0.17	2.4	0.1 U	1.4 J	18.9 J
Nitrate	10	0.037 UB	0.05 U	5.9	0.05 U	0.05 U	1.7 UB	4.1	3.3	1.8 UB	5.1	0.57 UB	0.24 UB
Nitrite	1	0.017 J	0.05 U	0.056	0.05 U	0.05 UJ	0.0096 J	0.05 UJ	0.05 U	0.05 U	0.05 U	0.05 U	0.05 U
Phenolics, Total	0.001	0.0038 UB	<b>0.0318</b>	0.005 U	<b>0.0405</b>	<b>0.0146</b>	0.0065 UB	0.0016 UB	0.0011 UB	0.0034 UB	0.005 U	0.0016 UB	0.0087 UB
Sulfate	250	44.3	0.42 UB	23.9	0.61 UB	42.8	18.6	0.39 UB	33	27.3	21.6	21.7	45.2
Total Dissolved Solids	--	348	1900	241	882	608	682	628	178	560	213	210	323

Footnotes/Qualifiers:

- mg/l Milligrams per liter
- U Compound was analyzed for but not detected
- J Estimated detection limit or value
- UB Non-detect based on blank results
- No standard or not analyzed

**Exceeds NYSDEC Class GA Standard or Guidance Value**

Note that well MW-06A was dry and could not be sampled

**Table 1. Summary of Second Quarter 2018 Field Parameter Results and Comparison to Standards**

PARAMETER	UNITS	CLASS GA STANDARD	WELL NUMBER AND FIELD PARAMETER RESULTS					
			5B	6B	6C	6E	6F	8A
Temperature	°C	No Std.	15.6	17.4	17.8	17.8	16.7	14.6
pH	Units	6.5-8.5	<b>6.10</b>	7.14	6.84	6.99	<b>4.76</b>	<b>4.38</b>
Dissolved Oxygen	mg/L	No Std.	0.56	0.47	0.49	0.27	0.34	8.04
Conductivity	mS/cm	No Std.	0.544	2.390	1.280	2.490	0.900	0.185
Eh	pHmV	No Std.	34.5	-23.5	-7.5	-15.5	111	130
ORP	mV	No. Std.	128	-164	-37.5	-159	162	228
Turbidity	NTU	<5	1	<b>159</b>	<b>16</b>	<b>30</b>	2	0
Floaters or Sinkers	N/A	No Std.	None	None	None	None	None	None
Field Observations	N/A	No Std.	Clear, No Odor	Cloudy, Lt. Orange, Strong Odor	Sity. Cloudy, Moderate Odor	Sity. Cloudy, Foam, Strong Odor	Clear, No Odor	Clear, No Odor

PARAMETER	UNITS	CLASS GA STANDARD	WELL NUMBER AND FIELD PARAMETER RESULTS					
			8B	9B	9C	OBS-1	LF-1	LF-2
Temperature	°C	No Std.	14.3	14.5	14.8	15.9	17.5	18.1
pH	Units	6.5-8.5	<b>5.76</b>	<b>5.92</b>	<b>5.72</b>	<b>5.78</b>	6.70	7.27
Dissolved Oxygen	mg/L	No Std.	1.80	0.38	2.79	0.50	2.60	0.25
Conductivity	mS/cm	No Std.	0.880	0.491	0.370	0.519	0.610	3.530
Eh	pHmV	No Std.	52.2	44.2	55.3	52.4	0.90	-31.4
ORP	mV	No Std.	213	131	127	153	-71.6	-176
Turbidity	NTU	<5	1	1	3	1	4	0
Floaters or Sinkers	N/A	No Std.	None	None	None	None	None	None
Field Observations	N/A	No Std.	Clear, No Odor	Clear, No Odor	Clear, No Odor	Clear, No Odor	Clear, Odor	Foam, Strong Odor

Notes: Class GA Standards are the groundwater standards listed in 6NYCRR Part 703.5.

Bold values exceed Class GA standard.

°C = degrees Celsius.

mg/L = milligrams per Liter.

mS/cm = milliSiemens per centimeter.

pHmV = pH in milliVolts.

ORP = Oxidation-Reduction Potential

mV = milliVolts.

NTU = Nephelometric turbidity units.

N/A = Not applicable.

**Table 2. Summary of Second Quarter 2018 VOC Results and Comparison to Standards**

PARAMETER	CLASS GA STANDARD	WELL NUMBER AND VOC RESULTS					
		MW-5B	MW-6B	MW-6C	MW-6E	MW-6F	MW-8A
Aromatic Hydrocarbons:							
Benzene	1	<1.0	<b>2.0</b>	<1.0	<b>3.1</b>	<1.0	<1.0
Chlorobenzene	5	<1.0	<b>6.0</b>	<1.0	<b>9.4</b>	<1.0	<1.0
1,2-Dichlorobenzene	3	<1.0	1.2	<1.0	1.1	<1.0	<1.0
1,4-Dichlorobenzene	3	<1.0	<b>3.2</b>	<1.0	<b>3.9</b>	<1.0	<1.0
Isopropylbenzene	5	<1.0	3.1	<1.0	2.9	<1.0	<1.0
Chlorinated Solvents:							
cis-1,2-Dichloroethene	5	<1.0	<1.0	<1.0	<1.0	<1.0	2.1
Tetrachloroethene	5	<1.0	<1.0	<1.0	<1.0	<1.0	<b>8.6</b>
Trichloroethene	5	<1.0	<1.0	<1.0	<1.0	<1.0	1.1

PARAMETER	CLASS GA STANDARD	WELL NUMBER AND VOC RESULTS					
		MW-8B	MW-9B	MW-9C	OBS-1	LF-1	LF-2
Aromatic Hydrocarbons:							
Benzene	1	<1.0	<1.0	<1.0	<1.0	<1.0	<b>1.7</b>
Chlorobenzene	5	<1.0	<1.0	<1.0	1.8	<1.0	2.0
1,2-Dichlorobenzene	3	<1.0	<1.0	<1.0	<1.0	<1.0	1.0
1,4-Dichlorobenzene	3	<1.0	<1.0	<1.0	1.2	<1.0	2.4
Isopropylbenzene	5	<1.0	<1.0	<1.0	<1.0	<1.0	3.8
Chlorinated Solvents:							
cis-1,2-Dichloroethene	5	<1.0	<1.0	<1.0	<1.0	<1.0	<1.0
Tetrachloroethene	5	<1.0	<1.0	<1.0	<1.0	<1.0	<1.0
Trichloroethene	5	1.2	<1.0	2.8	<1.0	<1.0	<1.0

Notes: Parameters listed are the VOCs that were detected in at least one groundwater sample.  
 Class GA Standards are the groundwater standards listed in 6NYCRR Part 703.5.  
 Results are in units of micrograms per Liter (ug/L).  
 Bold results exceed Class GA standard.

**Table 3. Summary of Second Quarter 2018 Leachate Indicator Parameter Results and Comparison to Standards**

PARAMETER	CLASS GA STANDARD	WELL NUMBER AND LEACHATE INDICATOR PARAMETER RESULT					
		5B	6B	6C	6E	6F	8A
Alkalinity	No Std.	24.0	696	316	742	4.0 J	2.0 J
Ammonia	2	0.16	<b>97.1</b>	<b>18.0</b>	<b>101</b>	0.49	0.25
Chloride	250	126	241	214	248	<b>295</b>	38.0
Cyanide	0.2	<0.010	<0.010	<0.010	<0.010	<0.010	<0.010
Nitrate	10	6.6	<0.050	<0.050	0.094	2.8	1.8
Nitrite	1	<0.050	<0.050	<0.050	<0.050	<0.050	<0.050
Nitrate and Nitrite	10	6.6	<0.050	<0.050	0.1	2.8	1.8
Sulfate	250	27.0	4.3 J	49.2	5.9	0.33 J	19.0
Total Dissolved Solids	500 (SMCL)	231	<b>862</b>	<b>595</b>	<b>856</b>	397	94.0
Total Hardness	No Std.	60.0	136	112	128	120	34.0
Total Kjeldahl Nitrogen	No Std.	<0.10	137	23.4	115	0.69	0.10
Total Phenols	0.001	<b>0.0033 J</b>	<b>0.0392</b>	<b>0.0141</b>	<b>0.0305</b>	<b>0.0018 J</b>	<0.005

PARAMETER	CLASS GA STANDARD	WELL NUMBER AND LEACHATE INDICATOR PARAMETER RESULT					
		8B	9B	9C	OBS-1	LF-1	LF-2
Alkalinity	No Std.	48.0	26.0	22.0	184	120	30.0
Ammonia	2	0.069 J	0.64	2.1	<b>7.8</b>	0.87	<b>117</b>
Chloride	250	232	115	96.5	103	78.2	<b>476</b>
Cyanide	0.2	<0.010	<0.010	<0.010	<0.010	<0.010	<0.010
Nitrate	10	1.3	3.5	1.4	0.34	1.4	<0.050
Nitrite	1	<0.050	<0.050	<0.050	<0.050	<0.050	<0.050
Nitrate and Nitrite	10	1.3	3.5	1.4	0.3	1.4	<0.050
Sulfate	250	38.0	24.2	22.8	33.5	42.4	0.48 J
Total Dissolved Solids	500 (SMCL)	409	269	236	337	307	<b>1,590</b>
Total Hardness	No Std.	84.0	56.0	38.0	110	100	132
Total Kjeldahl Nitrogen	No Std.	0.69	0.72	4.0	14.8	4.5	150
Total Phenols	0.001	<0.005	<0.005	<b>0.0048 J</b>	<b>0.0059</b>	<0.005	<b>0.0372</b>

Notes: Standards are the Class GA groundwater standards listed in 6NYCRR Part 703.5, except for TDS. Standard for TDS is the more stringent federal secondary maximum contaminant level (SMCL). Results are in units of milligrams per Liter (mg/L). J = Estimated result above method detection limit but below reporting limit. Bold results exceed Class GA standard.

Table 4. Summary of Second Quarter 2018 Inorganic Parameter Results and Comparison to Standards

PARAMETER	CLASS GA STANDARD	WELL NUMBER AND TOTAL INORGANIC PARAMETER RESULT					
		5B	6B	6C	6E	6F	8A
Aluminum	No. Std.	38.5 J	216	86.0 J	48.6 J	249	30.9 J
Barium	1,000	30.6 J	36.8 J	23.0 J	138 J	162 J	50.2 J
Calcium	No Std.	12,700	12,100	32,000	29,800	27,300	4,850
Chromium, Total	50	<10.0	4.9 J	2.8 J	<10.0	1.7 J	1.7 J
Chromium, Hexavalent	50	<20	<20	<20	<40	3.0 J	3.0 J
Copper	200	<25.0	<25.0	<25.0	<25.0	<25.0	4.2 J
Iron	300	55.9	<b>10,600</b>	<b>5,730</b>	<b>54,600</b>	<b>693</b>	19.0 J
Iron and Manganese	500	<b>3,676</b>	<b>10,645</b>	<b>5,808</b>	<b>55,145</b>	<b>798</b>	178 J
Lead	25	<5.0	2.9 J	3.2 J	<5.0	<5.0	1.3 J
Magnesium	No Std.	5,900	8,920	7,930	17,100	10,600	5,420
Manganese	300	<b>3,620</b>	45.1	78.4	545	105	159
Mercury	0.7	0.14 J	<0.20	<0.20	0.16 J	0.18 J	<0.20
Nickel	100	8.6 J	16.4 J	12.6 J	11.6 J	27.0 J	11.8 J
Potassium	No Std.	11,000	83,700	27,400	71,000	7,660	5,010
Sodium	20,000	<b>57,600</b>	<b>205,000</b>	<b>163,000</b>	<b>198,000</b>	<b>96,300</b>	11,900
Zinc	2,000 <sup>GV</sup>	1.3 J	11.6 J	63.0	8.1 J	140	36.2

PARAMETER	CLASS GA STANDARD	WELL NUMBER AND TOTAL INORGANIC PARAMETER RESULT					
		8B	9B	9C	OBS-1	LF-1	LF-2
Aluminum	No. Std.	21.4 J	27.9 J	13.7 J	41.8 J	29.6 J	155 J
Barium	1,000	75.8 J	77.9 J	50.1 J	67.0 J	42.9 J	39.6 J
Calcium	No Std.	24,600	12,700	6,590	14,200	19,800	26,300
Chromium, Total	50	5.4 J	<10.0	<10.0	<10.0	<10.0	9.4 J
Chromium, Hexavalent	50	5.8 J	<20	3.7 J	<20	<20	<20
Copper	200	<25.0	<25.0	3.3 J	<25.0	<25.0	<25.0
Iron	300	56.2	39.6	93.1	104	<b>8,360</b>	<b>6,730</b>
Iron and Manganese	500	387	<b>2,560</b>	237	<b>2,454</b>	<b>9,960</b>	<b>6,887</b>
Lead	25	<5.0	3.6 J	<5.0	<5.0	<5.0	<5.0
Magnesium	No Std.	6,170	5,890	5,940	9,680	14,100	18,000
Manganese	300	<b>331</b>	<b>2,520</b>	144	<b>2,350</b>	<b>1,600</b>	157
Mercury	0.7	<0.20	<0.20	0.28	<0.20	0.15 J	0.13 J
Nickel	100	10.2 J	4.4 J	5.7 J	5.6 J	9.2 J	17.1 J
Potassium	No Std.	8,820	8,460	8,950	12,400	10,800	123,000
Sodium	20,000	<b>107,000</b>	<b>51,500</b>	<b>45,000</b>	<b>50,700</b>	<b>61,900</b>	<b>400,000</b>
Zinc	2,000 <sup>GV</sup>	16.6 J	2.5 J	3.4 J	1.5 J	5.6 J	2.8 J

Notes: Class GA Standards are the groundwater standards listed in 6NYCRR Part 703.5.  
 GV = Guidance Value, there is no Class GA standard for this parameter.  
 Results are in units of micrograms per Liter (ug/L).  
 J = Estimated result above method detection limit but below reporting limit.  
 Bold results exceed Class GA standard.

**Table 1. Summary of Fourth Quarter 2018 Field Parameter Results and Comparison to Standards**

PARAMETER	UNITS	CLASS GA STANDARD	WELL NUMBER AND FIELD PARAMETER RESULTS					
			5B	6B	6C	6E	6F	8A
Temperature	°C	No Std.	15.5	17.6	17.6	17.7	16.5	13.5
pH	Units	6.5-8.5	<b>6.33</b>	7.32	7.35	6.92	<b>4.82</b>	<b>4.97</b>
Dissolved Oxygen	mg/L	No Std.	0.59	0.37	0.31	0.38	0.67	8.25
Conductivity	mS/cm	No Std.	0.507	2.238	1.831	1.977	1.006	0.136
Eh	pHmV	No Std.	524	-34.8	-36.5	-11.6	109	99.8
ORP	mV	No. Std.	153	-109	-86.1	-97	193	161
Turbidity	NTU	<5	2.7	<b>32.2</b>	1.6	<b>108</b>	4.2	4.6
Floaters or Sinkers	N/A	No Std.	None	None	None	None	None	None
Field Observations	N/A	No Std.	Clear, No Odor	Cloudy, Strong Sulfur Odor	Sltly. Cloudy, Moderate Sulfur Odor	Sltly. Cloudy, Foam, Strong Sulfur Odor	Clear, No Odor	Clear, No Odor

PARAMETER	UNITS	CLASS GA STANDARD	WELL NUMBER AND FIELD PARAMETER RESULTS					
			8B	9B	9C	OBS-1	LF-1	LF-2
Temperature	°C	No Std.	13.8	14.8	15.3	16.1	16.3	16.8
pH	Units	6.5-8.5	<b>4.13</b>	<b>6.19</b>	N/A	6.62	7.00	7.43
Dissolved Oxygen	mg/L	No Std.	0.36	0.52	0.40	0.46	0.56	0.58
Conductivity	mS/cm	No Std.	1.160	0.464	0.492	0.747	0.634	3.170
Eh	pHmV	No Std.	147	29.9	524	5.7	-16.10	-41.5
ORP	mV	No Std.	254	154	972	112	-81.8	-138
Turbidity	NTU	<5	4.6	0.29	1.2	0.47	1.8	2.3
Floaters or Sinkers	N/A	No Std.	None	None	None	None	None	None
Field Observations	N/A	No Std.	Clear, No Odor	Clear, No Odor	Clear, No Odor	Clear, No Odor	Clear, Odor	Light Yellow, Strong Odor

Notes: Class GA Standards are the groundwater standards listed in 6NYCRR Part 703.5.

Bold values exceed Class GA standard.

°C = degrees Celsius.

mg/L = milligrams per Liter.

mS/cm = milliSiemens per centimeter.

pHmV = pH in millivolts.

ORP = Oxidation-Reduction Potential

mV = millivolts.

NTU = Nephelometric turbidity units.

N/A = Not applicable.

**Table 2. Summary of Fourth Quarter 2018 VOC Results and Comparison to Standards**

PARAMETER	CLASS GA STANDARD	WELL NUMBER AND VOC RESULTS					
		MW-5B	MW-6B	MW-6C	MW-6E	MW-6F	MW-8A
Aromatic Hydrocarbons:							
Benzene	1	<1.0	1.0	0.94 J	0.95 J	<1.0	<1.0
Chlorobenzene	5	<1.0	3.6	2.4	3.9	<1.0	<1.0
1,4-Dichlorobenzene	3	<1.0	1.8	1.5	1.3	<1.0	<1.0
Isopropylbenzene	5	<1.0	2.4	1.8	0.87 J	<1.0	<1.0
Chlorinated Solvents:							
cis-1,2-Dichloroethene	5	<1.0	<1.0	<1.0	<1.0	<1.0	1.1
Tetrachloroethene	5	<1.0	<1.0	<1.0	<1.0	<1.0	2.8
Trichloroethene	5	<1.0	<1.0	<1.0	<1.0	<1.0	<1.0

PARAMETER	CLASS GA STANDARD	WELL NUMBER AND VOC RESULTS					
		MW-8B	MW-9B	MW-9C	OBS-1	LF-1	LF-2
Aromatic Hydrocarbons:							
Benzene	1	<1.0	<1.0	<1.0	<1.0	<1.0	<b>1.2</b>
Chlorobenzene	5	<1.0	<1.0	<1.0	0.96 J	<1.0	0.98 J
1,4-Dichlorobenzene	3	<1.0	<1.0	<1.0	<1.0	<1.0	1.1
Isopropylbenzene	5	<1.0	<1.0	<1.0	<1.0	<1.0	2.3
Chlorinated Solvents:							
cis-1,2-Dichloroethene	5	<1.0	<1.0	<1.0	<1.0	<1.0	<1.0
Tetrachloroethene	5	<1.0	<1.0	<1.0	<1.0	<1.0	<1.0
Trichloroethene	5	<1.0	2.1	2.4	<1.0	<1.0	<1.0

Notes: Parameters listed are the VOCs that were detected in at least one groundwater sample.  
 Class GA Standards are the potable groundwater standards listed in 6NYCRR Part 703.5.  
 Results are in units of micrograms per Liter (ug/L).  
 Bold results exceed Class GA standard.

**Table 3. Summary of Fourth Quarter 2018 Leachate Indicator Parameter Results and Comparison to Standards**

PARAMETER	CLASS GA STANDARD	WELL NUMBER AND LEACHATE INDICATOR PARAMETER RESULT					
		5B	6B	6C	6E	6F	8A
Alkalinity	No Std.	31.3	763	741	426	0.63 J	1.3
Ammonia	2	0.024 J	<b>117</b>	<b>97.3</b>	<b>6.6</b>	0.20	0.14
Chloride	250	137	<b>296</b>	<b>288</b>	<b>404</b>	<b>376</b>	37.6
Cyanide	0.2	<0.010	0.003 J	<0.010	<0.010	<0.010	<0.010
Nitrate	10	4.4	<0.050	<0.050	1.1	3.4	1.2
Nitrite	1	<0.050	<0.050	<0.050	<0.050	<0.050	<0.050
Nitrate and Nitrite	10	4.4	<0.050	<0.050	1.1	3.4	1.2
Sulfate	250	27.3	0.69 J	4.7 J	23.8	<5	11.2
Total Dissolved Solids	500 (SMCL)	267	<b>848</b>	<b>812</b>	<b>732</b>	<b>568</b>	73.0
Total Hardness	No Std.	58.0	72.0	100	148	140	24.0
Total Kjeldahl Nitrogen	No Std.	<0.10	129	107	68.0	<0.10	<0.10
Total Phenols	0.001	<b>0.0018 J</b>	<b>0.0295</b>	<b>0.0346</b>	<b>0.0161</b>	<0.005	<0.005

PARAMETER	CLASS GA STANDARD	WELL NUMBER AND LEACHATE INDICATOR PARAMETER RESULT					
		8B	9B	9C	OBS-1	LF-1	LF-2
Alkalinity	No Std.	10.3	29.0	39.0	191	122	1,160
Ammonia	2	0.17	0.42	<b>3.7</b>	<b>40.4</b>	<b>10</b>	<b>12.3</b>
Chloride	250	130	126	128	124	118	<b>461</b>
Cyanide	0.2	<0.010	<0.010	<0.010	<0.010	<0.010	<0.010
Nitrate	10	1.1	3.3	1.8	0.39	<0.050	<0.050
Nitrite	1	<0.050	<0.050	<0.050	<0.050	<0.050	<0.050
Nitrate and Nitrite	10	1.1	3.3	1.8	0.39	<0.050	<0.050
Sulfate	250	32.2	23.2	22.7	35.6	43.9	8.5
Total Dissolved Solids	500 (SMCL)	<b>538</b>	240	240	312	282	<b>1,540</b>
Total Hardness	No Std.	80.0	56.0	57.0	99.0	88.0	130
Total Kjeldahl Nitrogen	No Std.	0.33	<0.10	3.1	20.7	10.5	136
Total Phenols	0.001	<0.005	<0.005	<b>0.0048 J</b>	<b>0.0069</b>	<b>0.0079</b>	<b>0.0213</b>

Notes: Standards are the Class GA groundwater standards listed in 6NYCRR Part 703.5, except for TDS. Standard for TDS is the more stringent federal secondary maximum contaminant level (SMCL). Results are in units of milligrams per Liter (mg/L). J = Estimated result above method detection limit but below reporting limit. Bold results exceed Class GA standard or SMCL.

Table 4. Summary of Fourth Quarter 2018 Inorganic Parameter Results and Comparison to Standards

PARAMETER	CLASS GA STANDARD	WELL NUMBER AND TOTAL INORGANIC PARAMETER RESULT					
		5B	6B	6C	6E	6F	8A
Aluminum	No. Std.	15.4 J	166 J	24.5 J	37.0 J	229	35.7 J
Barium	1,000	32.6 J	42.4 J	23.0 J	194 J	202	41.4 J
Calcium	No Std.	13,300	14,300	24,300	35,800	35,500	4,040
Chromium, Total	50	<10.0	1.8 J	<10.0	<10.0	<10.0	<10.0
Chromium, Hexavalent	50	<20.0	<20.0	<20.0	<20.0	<20.0	<20.0
Copper	200	<25.0	<25.0	<25.0	<25.0	<25.0	<25.0
Iron	300	14.5 J	<b>10,300</b>	<b>3,140</b>	<b>27,600</b>	<b>500</b>	<100
Iron and Manganese	500	<b>3,875 J</b>	<b>10,350</b>	<b>3,195</b>	<b>28,045</b>	<b>618</b>	65.1
Lead	25	1.4 J	3.7 J	<5.0	1.3 J	1.5 J	<5.0
Magnesium	No Std.	6,060	10,500	9,910	17,500	13,700	4,600
Manganese	300	<b>3,860</b>	50.0	55.4	<b>445</b>	118	65.1
Mercury	0.7	0.14 J	<0.20	<0.20	0.21	0.19 J	<0.20
Nickel	100	5.8 J	13.0 J	11.2 J	12.0 J	26.5 J	8.2 J
Potassium	No Std.	10,300	92,800	76,200	49,400	7,120	3,260 J
Sodium	20,000	<b>63,600</b>	<b>250,000</b>	<b>243,000</b>	<b>203,000</b>	<b>121,000</b>	10,800
Zinc	2,000 <sup>GV</sup>	4.5 J	9.5 J	5.4 J	18.1 J	63.9	38.8

PARAMETER	CLASS GA STANDARD	WELL NUMBER AND TOTAL INORGANIC PARAMETER RESULT					
		8B	9B	9C	OBS-1	LF-1	LF-2
Aluminum	No. Std.	52.3 J	14.0 J	15.9 J	14.1 J	13.8 J	27.6 J
Barium	1,000	144 J	91.0 J	53.7 J	48.3 J	75.8 J	41.2 J
Calcium	No Std.	26,300	13,700	7,840	17,100	17,200	26,700
Chromium, Total	50	<10.0	<10.0	<10.0	<10.0	<10.0	6.7 J
Chromium, Hexavalent	50	<20.0	<20.0	<20.0	<20.0	<20.0	<20.0
Copper	200	<25.0	<25.0	<25.0	<25.0	4.5 J	<25.0
Iron	300	23.1 J	<100	21.0 J	74.6 J	<b>13,000</b>	<b>6,490</b>
Iron and Manganese	500	<b>1,173 J</b>	<b>2,430</b>	195	<b>2,625 J</b>	<b>15,590</b>	<b>6,628</b>
Lead	25	<5.0	<5.0	<5.0	2.0 J	<5.0	3.1 J
Magnesium	No Std.	8,710	5,910	7,120	13,800	13,500	17,500
Manganese	300	<b>1,150</b>	<b>2,430</b>	174	<b>2,550</b>	<b>2,590</b>	138
Mercury	0.7	<0.20	<0.20	<0.20	0.18 J	<0.20	<0.20
Nickel	100	24.4 J	2.5 J	4.0 J	3.9 J	7.3 J	13.6 J
Potassium	No Std.	10,700	8,110	12,400	24,700	13,300	125,000
Sodium	20,000	<b>160,000</b>	<b>59,000</b>	<b>65,000</b>	<b>69,100</b>	<b>66,100</b>	<b>450,000</b>
Zinc	2,000 <sup>GV</sup>	59.0	5.7 J	6.4 J	5.4 J	5.5 J	5.3 J

Notes: Class GA Standards are the potable groundwater standards listed in 6NYCRR Part 703.5.  
 GV = Guidance Value from NYSDEC TOGS 1.1.1, there is no Class GA standard for this parameter.  
 Results are in units of micrograms per Liter (ug/L).  
 J = Estimated result above method detection limit but below reporting limit.  
 Bold results exceed Class GA standard.

Table 5. Summary of Fourth Quarter 2018 Dissolved Inorganic Parameter Results and Comparison to Standards

PARAMETER	CLASS GA STANDARD	WELL NUMBER AND DISSOLVED INORGANIC PARAMETER RESULT					
		5B	6B	6C	6E	6F	8A
Aluminum	No. Std.	<200	102 J	16.7 J	22.5 J	180 J	32.6 J
Barium	1,000	30.6 J	34.8 J	19.5 J	165 J	198 J	39.9 J
Calcium	No Std.	13,200	13,000	23,200	34,400	34,900	3,930
Chromium, Total	50	<10.0	<10.0	<10.0	<10.0	<10.0	<10.0
Chromium, Hexavalent	50	<20.0	<20.0	<20.0	<20.0	<20.0	<20.0
Copper	200	<25.0	<25.0	<25.0	<25.0	<25.0	<25.0
Iron	300	<20.0	1,570	271	4,440	395	<20.0
Iron and Manganese	500	3,740	1,593	321	4,844	510	62.6
Lead	25	1.6 J	<5.0	<5.0	<5.0	<5.0	2.5 J
Magnesium	No Std.	5,960	9,560	9,400	16,800	13,400	4,480
Manganese	300	3,740	23.2	49.5	404	115	62.6
Mercury	0.7	<0.20	<0.20	<0.20	<0.20	0.16 J	<0.20
Nickel	100	6.0 J	9.6 J	10.9 J	10.8 J	26.1 J	7.7 J
Potassium	No Std.	9,960	87,000	74,000	48,000	7,080	3,210 J
Sodium	20,000	61,100	232,000	234,000	199,000	116,000	9,880
Zinc	2,000 <sup>GV</sup>	2.8 J	3.5 J	3.3 J	4.7 J	60.1	39.4

PARAMETER	CLASS GA STANDARD	WELL NUMBER AND DISSOLVED INORGANIC PARAMETER RESULT					
		8B	9B	9C	OBS-1	LF-1	LF-2
Aluminum	No. Std.	49.5 J	<200	<200	15.0 J	<200	29.8 J
Barium	1,000	138 J	87.8 J	51.0 J	47.2 J	68.9 J	34.8 J
Calcium	No Std.	25,200	13,300	7,500	16,700	16,200	25,400
Chromium, Total	50	<10.0	<10.0	<10.0	<10.0	<10.0	6.3 J
Chromium, Hexavalent	50	<20.0	<20.0	<20.0	<20.0	<20.0	<20.0
Copper	200	<25.0	<25.0	<25.0	<25.0	<25.0	<25.0
Iron	300	13.9 J	<20.0	<20.0	49.5	6,040	3,010
Iron and Manganese	500	1,094 J	2,350	167	2,580	8,510	3,139
Lead	25	<5.0	1.8 J	<5.0	<5.0	1.8 J	<5.0
Magnesium	No Std.	8,310	5,730	6,770	13,400	12,800	16,400
Manganese	300	1,080	2,350	167	2,530	2,470	129
Mercury	0.7	<0.20	<0.20	<0.20	<0.20	<0.20	<0.20
Nickel	100	22.9 J	<40.0	2.9 J	4.8 J	5.5 J	14.2 J
Potassium	No Std.	10,300	7,880	11,900	23,800	12,800	121,000
Sodium	20,000	155,000	56,900	62,200	66,500	63,800	437,000
Zinc	2,000 <sup>GV</sup>	53.4	3.2 J	3.7 J	2.9 J	5.3 J	3.5 J

Notes: Class GA Standards are the potable groundwater standards listed in 6NYCRR Part 703.5.  
 GV = Guidance Value from NYSDEC TOGS 1.1.1, there is no Class GA standard for this parameter.  
 Results are in units of micrograms per Liter (ug/L).  
 J = Estimated result above method detection limit but below reporting limit.  
 Bold results exceed Class GA standard.

Table 1  
 Old Bethpage Landfill Complex  
 Post-Termination Groundwater Monitoring Program  
 Monitoring Well Sample Results  
 Volatile Organic Compounds

Sample ID		LF-1	LF-2	MW-05B	MW-06A	MW-06B	MW-06C	MW-06E	MW-06F	MW-08A	MW-08B	MW-09B	MW-09C	OBS-1
Sample Date		05/24/19	05/23/19	05/22/19	05/23/19	05/23/19	05/23/19	05/23/19	05/23/19	05/22/19	05/22/19	05/22/19	05/22/19	05/22/19
Units in ug/l														
NYSDEC Class GA Standard or Guidance Value														
VOLATILE COMPOUNDS														
1,1,1-Trichloroethane	5	1 U	1 U	1 U	1 U	1 U	1 U	1 U	1 U	1 U	1 U	1 U	1 U	1 U
1,1-Dichloroethane	5	1 U	1 U	1 U	1 U	1 U	1 U	1 U	1 U	1 U	1 U	1 U	1 U	1 U
1,1-Dichloroethene	5	1 U	1 U	1 U	1 U	1 U	1 U	1 U	1 U	1 U	1 U	1 U	1 U	1 U
1,2-Dichlorobenzene	3	1 U	1 U	1 U	1 U	1 U	1 U	1 U	1 U	1 U	1 U	1 U	1 U	1 U
1,2-Dichloroethane	0.6	1 U	1 U	1 U	1 U	1 U	1 U	1 U	1 U	1 U	1 U	1 U	1 U	1 U
1,2-Dichloropropane	1	1 U	1 U	1 U	1 U	1 U	1 U	1 U	1 U	1 U	1 U	1 U	1 U	1 U
1,3-Dichlorobenzene	3	1 U	1 U	1 U	1 U	1 U	1 U	1 U	1 U	1 U	1 U	1 U	1 U	1 U
1,4-Dichlorobenzene	3	1 U	1.6	1 U	1 U	2.4	1.3	1 U	1 U	1 U	1 U	1 U	1 U	1 U
Benzene	1	1 U	2.3	1 U	1 U	2.1	0.92 J	1 U	1 U	1 U	1 U	1 U	1 U	1 U
Bromodichloromethane	50	1 U	1 U	1 U	1 U	1 U	1 U	1 U	1 U	1 U	1 U	1 U	1 U	1 U
Bromoform	50	1 UJ	1 UJ	1 UJ	1 UJ	1 UJ	1 UJ	1 UJ	1 UJ	1 UJ	1 UJ	1 UJ	1 UJ	1 UJ
Carbon Tetrachloride	5	1 U	1 U	1 U	1 U	1 U	1 U	1 U	1 U	1 U	1 U	1 U	1 U	1 U
Chlorobenzene	5	1 U	1.2	1 U	1 U	5.4	2.3	2.2	1 U	1 U	1 U	1 U	1 U	1 U
Chloroethane	5	1 U	1 U	1 U	1 U	1 U	1 U	1 U	1 U	1 U	1 U	1 U	1 U	1 U
Chloroform	7	1 U	1 U	1 U	1 U	1 U	1 U	1 U	1 U	1 U	1 U	1 U	1 U	1 U
Cis-1,2-Dichloroethylene	5	1 U	1 U	1 U	1 U	1 U	1 U	1 U	1 U	10	1 U	1 U	1 U	1 U
Dibromochloromethane	50	1 U	1 U	1 U	1 U	1 U	1 U	1 U	1 U	1 U	1 U	1 U	1 U	1 U
Dichlorodifluoromethane	5	1 U	1 U	1 U	1 U	1 U	1 U	1 U	1 U	1 U	1 U	1 U	1 U	1 U
Ethylbenzene	5	1 U	1 U	1 U	1 U	1 U	1 U	1 U	1 U	1 U	1 U	1 U	1 U	1 U
Isopropylbenzene (Cumene)	5	1 U	5	1 U	1 U	2.7	1.4	1 U	1 U	1 U	1 U	1 U	1 U	1 U
Methylene Chloride	5	1 U	1 U	1 U	1 U	1 U	1 U	1 U	1 U	1 U	1 U	1 U	1 U	1 U
n-Butylbenzene	5	1 U	1 U	1 U	1 U	1 U	1 U	1 U	1 U	1 U	1 U	1 U	1 U	1 U
tert-Butylbenzene	5	1 U	1 U	1 U	1 U	1 U	1 U	1 U	1 U	1 U	1 U	1 U	1 U	1 U
Tetrachloroethylene(PCE)	5	1 U	1 U	1 U	1 U	1 U	1 U	1 U	1 U	2.2	1 U	1 U	1 U	1 U
Toluene	5	1 U	1 U	1 U	1 U	1 U	1 U	1 U	1 U	1 U	1 U	1 U	1 U	1 U
Trans-1,2-Dichloroethene	5	1 U	1 U	1 U	1 U	1 U	1 U	1 U	1 U	1 U	1 U	1 U	1 U	1 U
Trichloroethylene (TCE)	5	1 U	1 U	1 U	1.2	1 U	1 U	1 U	1 U	1.9	1 U	1.1	3.2	1 U
Vinyl Chloride	2	1 U	1 U	1 U	1 U	1 U	1 U	1 U	1 U	1 U	1 U	1 U	1 U	1 U
Xylenes, Total	5	3 U	3 U	3 U	3 U	3 U	3 U	3 U	3 U	3 U	3 U	3 U	3 U	3 U
Total Volatile Compounds	--	ND	10.1	ND	1.2	12.6	5.9	2.2	ND	14.1	ND	1.1	3.2	ND

Footnotes/Qualifiers:  
 ug/l Micrograms per liter  
 U Compound was analyzed for but not detected  
 J Estimated value or limit  
 -- No standard  
 ND Not detected

**Exceeds NYSDEC Class GA Standard or Guidance Value**



Table 2  
 Old Bethpage Landfill Complex  
 Post-Termination Groundwater Monitoring Program  
 Monitoring Well Sample Results  
 Total and Dissolved Metals

Sample ID Sample Date Type:		LF-1 05/24/19 Total	LF-1 05/24/19 Dissolved	LF-2 05/23/19 Total	LF-2 05/23/19 Dissolved	MW-5B 05/22/19 Total	MW-5B 05/22/19 Dissolved	MW-6A 05/23/19 Total	MW-6A 05/23/19 Dissolved	MW-6B 05/23/19 Total	MW-6B 05/23/19 Dissolved	MW-6C 05/23/19 Total	MW-6C 05/23/19 Dissolved	MW-6E 05/23/19 Total
Units in ug/l														
METALS	NYSDEC Class GA Standard or Guidance Value													
Aluminum	--	200 U	200 UJ	200 U	200 UJ	200 U	200 UJ	200 U	200 UJ	200 U	200 UJ	200 U	200 UJ	200 U
Barium	1000	71.2 J	69 J	47 J	45.8 J	38 J	36.9 J	50.1 J	46.7 J	53.3 J	50.9 J	46.7 J	21.6 J	212
Calcium	-	13100	13000	29800	29100	13000	12700	3130	3000	18000	17200	52700	24500	33300
Chromium	50	10 U	10 U	13.8	5.8 J	3 J	10 U	3.7 J	10 U	7.7 J	10 U	3.8 J	10 U	10 U
Copper	200	25 U	25 U	25 U	25 U	25 U	25 U	25 U	25 U	25 U	25 U	25 U	25 U	25 U
Iron	300 #	<b>9520</b>	<b>8970 J</b>	<b>7280</b>	<b>7180 J</b>	25.4 UB	20 UJ	29.4 UB	13.2 J	<b>10800</b>	<b>9570 J</b>	<b>6700</b>	<b>3070 J</b>	<b>16200</b>
Lead	25	5 U	5 U	5 U	5 U	5 U	5 U	5 U	5 U	5 U	5 U	5 U	5 U	5 U
Magnesium	35000	10100	9990	20400	19500	5810	5660	3110	2930	14500	13600	21000	9730	15500
Manganese	300 #	<b>1930</b>	<b>1870</b>	<b>162</b>	<b>151</b>	<b>3690</b>	<b>3530</b>	21.4	17.4	<b>53.3</b>	<b>47.2</b>	<b>131</b>	<b>51.3</b>	<b>479</b>
Mercury	0.7	0.2 U	0.2 U	0.2 U	0.03 J	0.2 U	0.07 J	0.2 U	0.2 U	0.2 U	0.04 J	0.2 U	0.03 J	0.2 U
Nickel	100	8.1 J	7.6 J	18.9 J	15.2 J	9.7 J	6.9 J	9.4 J	7.5 J	11.9 J	7.2 J	23 J	9.6 J	15.2 J
Potassium	-	16800	16000	132000	128000	11300	10800	3580 J	3200 J	92200	87000	139000	63000	39200
Sodium	20000	<b>59700</b>	<b>58700</b>	<b>420000</b>	<b>411000</b>	<b>62900</b>	<b>61200</b>	17600	16100	<b>217000</b>	<b>207000</b>	<b>429000</b>	<b>207000</b>	<b>168000</b>
Zinc	2000	20 U	20 U	20 U	20 U	20 U	20 U	12 J	8.7 J	20 U	20 U	20 U	20 U	16.4 J

Footnotes/Qualifiers:

- ug/l Micrograms per liter
- # Standard for total iron and manganese is 500 ug/l
- U Compound was analyzed for but not detected
- J Estimated detection limit or value
- UB Non-detect based on blank results
- No standard

**Exceeds NYSDEC Class GA Standard or Guidance Value**

Table 2  
 Old Bethpage Landfill Complex  
 Post-Termination Groundwater Monitoring Program  
 Monitoring Well Sample Results  
 Total and Dissolved Metals

Sample ID Sample Date Type:		MW-6E 05/23/19 Dissolved	MW-6F 05/23/19 Total	MW-6F 05/23/19 Dissolved	MW-8A 05/22/19 Total	MW-8A 05/22/19 Dissolved	MW-8B 05/22/19 Total	MW-8B 05/22/19 Dissolved	MW-9B 05/22/19 Total	MW-9B 05/22/19 Dissolved	MW-9C 05/22/19 Total	MW-9C 05/22/19 Dissolved	OBS-1 05/22/19 Total	OBS-1 05/22/19 Dissolved
Units in ug/l														
METALS	NYSDEC Class GA Standard or Guidance Value													
Aluminum	--	200 UJ	155 J	139 J	200 U	200 UJ	200 U	200 UJ	200 U	200 UJ	200 U	200 UJ	200 U	200 UJ
Barium	1000	210	212	203	55.8 J	55.7 J	141 J	141 J	80.4 J	77.2 J	53.7 J	51.8 J	50.6 J	49.3 J
Calcium	--	33300	36900	35400	12500	12600	23100	23400	11700	11700	7910	7660	16900	16600
Chromium	50	10 U	4 J	10 U	6.1 J	10 U	4 J	10 U	3.9 J	10 U	5.1 J	10 U	3 J	10 U
Copper	200	25 U	25 U	25 U	25 U	25 U	25 U	5.3 J	25 U	25 U	25 U	25 U	25 U	25 U
Iron	300 #	<b>16000 J</b>	137	99.6 J	48.6 UB	6 J	32.6 UB	<b>8 J</b>	38.2 UB	<b>12.9 J</b>	35.7 UB	20 UJ	65.5 UB	<b>39.8 J</b>
Lead	25	5 U	5 U	5 U	5 U	5 U	5 U	5 U	5 U	5 U	5 U	5 U	5 U	5 U
Magnesium	35000	15400	14500	13900	5110	5210	7890	7980	5040	5040	8750	8480	13200	13000
Manganese	300 #	<b>467</b>	119	107	75.1	66.4	<b>1120</b>	<b>1110</b>	<b>2630</b>	<b>2440</b>	156	140	<b>2430</b>	<b>2330</b>
Mercury	0.7	0.2 U	0.21	0.1 J	0.2 U	0.07 J	0.2 U	0.13 J	0.2 U	0.05 J	0.2 U	0.06 J	0.2 U	0.05 J
Nickel	100	13.4 J	28.9 J	25.9 J	9.3 J	6 J	27.9 J	25.5 J	5.5 J	40 U	6.6 J	4.9 J	6.5 J	40 U
Potassium	--	38500	8570	8400	6420	6290	10800	10600	8580	8500	12000	11500	24500	23600
Sodium	20000	<b>166000</b>	<b>127000</b>	<b>123000</b>	<b>41700</b>	<b>42000</b>	<b>150000</b>	<b>151000</b>	<b>52700</b>	<b>52100</b>	<b>65100</b>	<b>62900</b>	<b>62100</b>	<b>60500</b>
Zinc	2000	15.1 J	29.3	27.1	17.7 J	16.9 J	66	65.9	12.6 J	10.5 J	20 U	20 U	20 U	20 U

Footnotes/Qualifiers:

- ug/l Micrograms per liter
- # Standard for total iron and manganese is 500 ug/l
- U Compound was analyzed for but not detected
- J Estimated detection limit or value
- UB Non-detect based on blank results
- No standard

**Exceeds NYSDEC Class GA Standard or Guidance Value**

Table 3  
 Old Bethpage Landfill Complex  
 Post-Termination Groundwater Monitoring Program  
 Monitoring Well Sample Results  
 Leachate Indicator Parameters

Sample ID Sample Date		LF-1 05/24/19	LF-2 05/23/19	MW-05B 05/22/19	MW-06A 05/23/19	MW-06B 05/23/19	MW-06C 05/23/19	MW-06E 05/23/19	MW-06F 05/23/19	MW-08A 05/22/19	MW-08B 05/22/19	MW-09B 05/22/19	MW-09C 05/22/19
Units in mg/l													
LEACHATE INDICATORS	NYSDEC Class GA Standard or Guidance Value												
Alkalinity, Total	--	117	1230	30.3	2.5	808	620	217	1.0 U	21.6	4.1	30.3	38.9
Alkalinity,Bicarbonate	--	117	1230	30.3	2.5	808	620	217	1.0 U	21.6	4.1	30.3	38.9
Alkalinity,Carbonate	--	1.0 U	1230	1.0 U	1.0 U	1.0 U	1.0 U	1.0 U	1.0 U	1.0 U	1.0 U	1.0 U	1.0 U
Chloride	250	76.2	<b>383</b>	94.8	20.5	231	228	<b>325</b>	<b>374</b>	47.4	<b>294</b>	76.9	102
Cyanide	0.2	0.01 U	0.01 U	0.01 U	0.01 U	0.004 J	0.0036 J	0.0036 J	0.01 U	0.01 U	0.01 U	0.01 U	0.01 U
Hardness	--	25.0	100	53.3	14.0	80.0	70.0	80.0	120	40.0	85.0	46.7	43.3
Hexavalent Chromium	0.05	0.020 UJ	0.10 U	0.020 U	0.020 U	0.10 U	0.10 U	0.10 U	0.020 U	0.020 U	0.020 U	0.020 U	0.020 U
Nitrogen, Ammonia	2	<b>11.7</b>	<b>145</b>	0.10 U	1.1	<b>96.5</b>	<b>88.5</b>	<b>36.0</b>	<b>3.3</b>	0.72	0.32 UB	1.7	<b>2.2</b>
Nitrogen, Kjeldahl, Total	--	11.2 J	131	0.10 U	0.77	137	128	37.2	0.58	0.18	0.15	0.86	2.0
Nitrate	10	0.47	0.050 UJ	4.7	1.5 J	0.050 UJ	0.050 UJ	2.3 J	3.6	2.3	1.1	4.6	2.3
Nitrite	1	0.050 U	0.050 U	0.13 J	0.050 U	0.050 U	0.050 U	0.050 U	0.050 U	0.050 U	0.050 U	0.050 U	0.050 U
Phenolics, Total	0.001	0.010 U	0.010 U	0.010 U	<b>0.011</b>	0.010 U	0.010 U	0.010 U	0.010 U	0.010 U	0.010 U	0.010 U	0.010 U
Sulfate	250	36.6	5.0 U	24.3	13.3	5.0 U	4.7 J	24.7	5.0 U	27.9	31.6	20.7	21.4
Total Dissolved Solids	--	400 J	1690 J	362 J	224 J	996 J	896 J	1100 J	666 J	179 J	718 J	308 J	310 J

Footnotes/Qualifiers:  
 mg/l Milligrams per liter  
 U Compound was analyzed for but not detected  
 J Estimated detection limit or value  
 UB Non-detect based on blank results  
 -- No standard or not analyzed  
**Exceeds NYSDEC Class GA Standard or Guidance Value**

Table 3  
 Old Bethpage Landfill Complex  
 Post-Termination Groundwater Monitoring Program  
 Monitoring Well Sample Results  
 Leachate Indicator Parameters

Sample ID Sample Date		OBS-1 05/22/19
Units in mg/l		
LEACHATE INDICATORS	NYSDEC Class GA Standard or Guidance Value	
Alkalinity, Total	—	186
Alkalinity,Bicarbonate	—	186
Alkalinity,Carbonate	—	1.0 U
Chloride	250	77.3
Cyanide	0.2	0.01 U
Hardness	—	85.0
Hexavalent Chromium	0.05	0.020 U
Nitrogen, Ammonia	2	19.7
Nitrogen, Kjeldahl, Total	—	18.0
Nitrate	10	0.42
Nitrite	1	0.050 U
Phenolics, Total	0.001	0.010 U
Sulfate	250	32.0
Total Dissolved Solids	—	498 J

Table 1  
 Old Bethpage Landfill Complex  
 Post-Termination Groundwater Monitoring Program  
 Monitoring Well Sample Results  
 Volatile Organic Compounds

Sample ID Sample Date		LF-1 08/28/19	LF-2 08/28/19	MW-05B 08/26/19	MW-06A 08/27/19	MW-06B 08/27/19	MW-06C 08/27/19	MW-06E 08/27/19	MW-06F 08/27/19
Units In ug/l									
VOLATILE COMPOUNDS									
	NYSDEC Class GA Standard or Guidance Value								
1,1,1-Trichloroethane	5	1 U	1 U	1 U	1 U	1 U	1 U	1 U	1 U
1,1-Dichloroethane	5	1 U	1 U	1 U	1 UJ	1 UJ	1 UJ	1 UJ	1 UJ
1,1-Dichloroethene	5	1 U	1 U	1 U	1 U	1 U	1 U	1 U	1 U
1,2-Dichlorobenzene	3	1 U	1 U	1 U	1 U	1 U	1 U	1 U	1 U
1,2-Dichloroethane	0.6	1 U	1 U	1 U	1 U	1 U	1 U	1 U	1 U
1,2-Dichloropropane	1	1 U	1 U	1 U	1 U	1 U	1 U	1 U	1 U
1,3-Dichlorobenzene	3	1 U	1 U	1 U	1 U	1 U	1 U	1 U	1 U
1,4-Dichlorobenzene	3	1 U	2.3	1 U	1 U	2.7	2.1	1.1	1 U
Benzene	1	1 U	2.8 J	1 U	1 U	1.7	1.5	1 U	1 U
Bromodichloromethane	50	1 U	1 U	1 U	1 U	1 U	1 U	1 U	1 U
Bromoform	50	1 U	1 U	1 U	1 U	1 U	1 U	1 U	1 U
Carbon Tetrachloride	5	1 U	1 U	1 U	1 U	1 U	1 U	1 U	1 U
Chlorobenzene	5	1 U	1.4	1 U	1 U	5.7	4.2	2.1	1 U
Chloroethane	5	1 U	1 U	1 U	1 U	1 U	1 U	1 U	1 U
Chloroform	7	1 U	1 U	1 U	1 U	1 U	1 U	1 U	1 U
Cis-1,2-Dichloroethylene	5	1 U	1 U	1 U	1 U	1 U	1 U	1 U	1 U
Dibromochloromethane	50	1 U	1 U	1 U	1 U	1 U	1 U	1 U	1 U
Dichlorodifluoromethane	5	1 U	1 U	1 U	1 U	1 U	1 U	1 U	1 U
Ethylbenzene	5	1 U	1 U	1 U	1 U	1 U	1 U	1 U	1 U
Isopropylbenzene (Cumene)	5	1 U	1 U	1 U	1 U	2.1	2	1 U	1 U
Methylene Chloride	5	1 U	1 U	1 U	1 U	1 U	1 U	1 U	1 U
n-Butylbenzene	5	1 U	1 U	1 U	1 U	1 U	1 U	1 U	1 U
tert-Butylbenzene	5	1 U	1 U	1 U	1 U	1 U	1 U	1 U	1 U
Tetrachloroethylene(PCE)	5	1 U	1 U	1 U	1 U	1 U	1 U	1 U	1 U
Toluene	5	1 U	1 U	1 U	1 U	1 U	1 U	1 U	1 U
Trans-1,2-Dichloroethene	5	1 U	1 U	1 U	1 U	1 U	1 U	1 U	1 U
Trichloroethylene (TCE)	5	1 U	1 U	1.8	1.2	1 U	1 U	1 U	1 U
Vinyl Chloride	2	1 U	1 U	1 U	1 U	1 U	1 U	1 U	1 U
Xylenes, Total	5	3 U	3 U	3 U	3 U	3 U	3 U	3 U	3 U
Total Volatile Compounds	--	ND	6.5	1.8	1.2	12.2	9.8	3.2	ND

Footnotes/Qualifiers:

- ug/l Micrograms per liter
- U Compound was analyzed for but not detected
- J Estimated value or limit
- No standard
- ND Not detected

**Exceeds NYSDEC Class GA Standard or Guidance Value**

Table 1  
 Old Bethpage Landfill Complex  
 Post-Termination Groundwater Monitoring Program  
 Monitoring Well Sample Results  
 Volatile Organic Compounds

Sample ID Sample Date		MW-08A 08/26/19	MW-08B 08/26/19	MW-09B 08/26/19	MW-09C 08/26/19	OBS-1 08/26/19
Units in ug/l						
	NYSDEC Class GA Standard or Guidance Value					
VOLATILE COMPOUNDS						
1,1,1-Trichloroethane	5	1 U	1 U	1 U	1 U	1 U
1,1-Dichloroethane	5	1 U	1 U	1 U	1 U	1 U
1,1-Dichloroethene	5	1 U	1 U	1 U	1 U	1 U
1,2-Dichlorobenzene	3	1 U	1 U	1 U	1 U	1 U
1,2-Dichloroethane	0.6	1 U	1 U	1 U	1 U	1 U
1,2-Dichloropropane	1	1 U	1 U	1 U	1 U	1 U
1,3-Dichlorobenzene	3	1 U	1 U	1 U	1 U	1 U
1,4-Dichlorobenzene	3	1 U	1 U	1 U	1 U	1 U
Benzene	1	1 U	1 U	1 U	1 U	1 U
Bromodichloromethane	50	1 U	1 U	1 U	1 U	1 U
Bromoform	50	1 U	1 U	1 U	1 U	1 U
Carbon Tetrachloride	5	1 U	1 U	1 U	1 U	1 U
Chlorobenzene	5	1 U	1 U	1 U	1 U	1 U
Chloroethane	5	1 U	1 U	1 U	1 U	1 U
Chloroform	7	1 U	1 U	1 U	1 U	1 U
Cis-1,2-Dichloroethylene	5	<b>15.5</b>	1 U	1 U	1 U	1 U
Dibromochloromethane	50	1 U	1 U	1 U	1 U	1 U
Dichlorodifluoromethane	5	1 U	1 U	1 U	1 U	1 U
Ethylbenzene	5	1 U	1 U	1 U	1 U	1 U
Isopropylbenzene (Cumene)	5	1 U	1 U	1 U	1 U	1 U
Methylene Chloride	5	1 U	1 U	1 U	1 U	1 U
n-Butylbenzene	5	1 U	1 U	1 U	1 U	1 U
tert-Butylbenzene	5	1 U	1 U	1 U	1 U	1 U
Tetrachloroethylene(PCE)	5	3.5	1 U	1 U	1 U	1 U
Toluene	5	1 U	1 U	1 U	1 U	1 U
Trans-1,2-Dichloroethene	5	1 U	1 U	1 U	1 U	1 U
Trichloroethylene (TCE)	5	2.5	1 U	2.9	2.1	1 U
Vinyl Chloride	2	1 U	1 U	1 U	1 U	1 U
Xylenes, Total	5	3 U	3 U	3 U	3 U	3 U
Total Volatile Compounds	--	21.5	ND	2.9	2.1	ND

## Footnotes/Qualifiers:

ug/l Micrograms per liter  
 U Compound was analyzed for but not detected  
 J Estimated value or limit  
 -- No standard  
 ND Not detected

**Exceeds NYSDEC Class GA Standard or Guidance Value**

Table 2  
 Old Bethpage Landfill Complex  
 Post-Termination Groundwater Monitoring Program  
 Monitoring Well Sample Results  
 Total and Dissolved Metals

Sample ID Sample Date Type:	LF-1 08/28/19		LF-2 08/28/19		MW-05B 08/26/19		MW-06A 08/27/19		MW-06B 08/27/19		MW-06C 08/27/19		
	Total	Dissolved	Total	Dissolved	Total	Dissolved	Total	Dissolved	Total	Dissolved	Total	Dissolved	
Units in ug/l													
METALS	NYSDEC Class GA Standard or Guidance Value												
Aluminum	--	200 U	200 U	200 U	200 U	200 U	200 U	200 U	200 U	200 U	200 U	200 U	
Barium	1000	74.1 J	79.7 J	47.3 J	49.2 J	37.1 J	39.6 J	31.5 J	33.4 J	51.2 J	53.4 J	22.2 J	23.2 J
Calcium	--	11300	12100	31600	32300	13000	13800	2040	2130	18000	18500	20300	20800
Chromium	50	10 U	10 U	9.6 J	9 J	10 U	10 U	1.5 J	10 U	10 U	10 U	10 U	10 U
Copper	200	25 U	25 U	25 U	25 U	25 U	25 U	25 U	25 U	25 U	25 U	25 U	25 U
Iron	300*	<b>11000</b>	<b>11500</b>	<b>7400</b>	<b>7540</b>	100 U	20 U	151 UB	146	<b>10500</b>	<b>10600</b>	<b>3490</b>	<b>3520</b>
Lead	25	5 U	5 U	5 U	5 U	5 U	5 U	5 U	5 U	5 U	5 U	5 U	5 U
Magnesium	35000	9330	9930	21300	21500	5670	6050	2080	2160	14500	14700	12600	12800
Manganese	300*	<b>2120</b>	<b>2240</b>	<b>157</b>	<b>160</b>	<b>3410</b>	<b>3610</b>	22.8	21.7	<b>46.6</b>	<b>45.8</b>	<b>51.7</b>	<b>52.6</b>
Mercury	0.7	0.2 U	0.2 U	0.2 U	0.2 U	0.2 U	0.2 U	0.2 U	0.2 U	0.2 U	0.2 U	0.2 U	0.2 U
Nickel	100	6.6 J	7.5 J	17 J	17.1 J	6.6 J	8 J	6.8 J	7.8 J	6.8 J	7.5 J	11.4 J	12.1 J
Potassium	--	16300	17500	133000	145000	11200	12100	2460 J	2680 J	89200	95800	81500	87500
Sodium	20000	<b>53900</b>	<b>59100</b>	<b>424000</b>	<b>451000</b>	<b>61000</b>	<b>65900</b>	12500	13400	<b>201000</b>	<b>214000</b>	<b>233000</b>	<b>248000</b>
Zinc	2000	20 U	20 U	20 U	20 U	20 U	20 U	20 UB	20 UB	20 U	20 U	20 U	20 U

Footnotes/Qualifiers:

- ug/l Micrograms per liter
- U Compound was analyzed for but not detected
- J Estimated detection limit or value
- UB Non-detect based on blank results
- No standard

**Exceeds NYSDEC Class GA Standard or Guidance Value**

\* Iron and magnesium sum is 500

Table 2  
 Old Bethpage Landfill Complex  
 Post-Termination Groundwater Monitoring Program  
 Monitoring Well Sample Results  
 Total and Dissolved Metals

Sample ID Sample Date Type:		MW-06E 08/27/19		MW-06F 08/27/19		MW-08A 08/26/19		MW-08B 08/26/19		MW-09B 08/26/19		MW-09C 08/26/19	
Units in ug/l		Total	Dissolved	Total	Dissolved	Total	Dissolved	Total	Dissolved	Total	Dissolved	Total	Dissolved
METALS	NYSDEC Class GA Standard or Guidance Value												
Aluminum	--	200 U	200 U	138 J	145 J	200 U	200 U	200 U	100 J	200 U	200 U	200 U	200 U
Barium	1000	207	228	207	227	52 J	53.7 J	123 J	130 J	98.3 J	107 J	57 J	62.3 J
Calcium	--	32100	34900	36200	39200	11900	12000	24600	26000	14000	15100	8630	9290
Chromium	50	10 U	10 U	10 U	10 U	10 U	10 U	10 U	10 U	10 U	10 U	10 U	10 U
Copper	200	6.7 J	25 U	7.1 J	12.2 J	25 U	25 U	5.6 J	25 U	25 U	25 U	25 U	25 U
Iron	300*	<b>17800</b>	<b>19000</b>	100 UB	100	100 U	20 U	100 UB	<b>77.1</b>	100 U	20 UB	100 UB	20 U
Lead	25	5 U	5 U	5 U	5 U	5 U	5 U	5 U	5 U	5 U	5 U	5 U	5 U
Magnesium	35000	15000	16200	14100	15300	4730	4840	7790	8200	5800	6290	9050	9780
Manganese	300*	<b>438</b>	<b>475</b>	122	120	82.8	66.6	<b>1050</b>	<b>1100</b>	<b>3340</b>	<b>3560</b>	181	195
Mercury	0.7	0.2 U	0.2 U	0.32	0.2 U	0.2 U	0.11 J	0.11 J	0.2 U	0.2 U	0.2 U	0.2 U	0.2 U
Nickel	100	14.1 J	15.5 J	26.6 J	29.9 J	6.4 J	7.1 J	20.8 J	21.8 J	40 U	40 U	4.5 J	5.8 J
Potassium	--	36200	40500	8790	9510	5780	6030	11500	12300	9830	10900	11800	13200
Sodium	20000	<b>163000</b>	<b>183000</b>	<b>125000</b>	<b>139000</b>	<b>33800</b>	<b>35200</b>	<b>148000</b>	<b>158000</b>	<b>54100</b>	<b>59600</b>	<b>82600</b>	<b>69200</b>
Zinc	2000	20 UB	20 UB	26.8 UB	29.2 UB	20 UB	20 UB	50.1	51.3 UB	20 U	20 U	20 U	20 U

Footnotes/Qualifiers:

- ug/l Micrograms per liter
- U Compound was analyzed for but not detected
- J Estimated detection limit or value
- UB Non-detect based on blank results
- No standard

**Exceeds NYSDEC Class GA Standard or Guidance Value**

\* Iron and magnesium sum is 500

Table 2  
 Old Bethpage Landfill Complex  
 Post-Termination Groundwater Monitoring Program  
 Monitoring Well Sample Results  
 Total and Dissolved Metals

Sample ID Sample Date Type:		OBS-1 08/26/19	
		Total	Dissolved
Units in ug/l			
	NYSDEC Class GA Standard or Guidance Value		
<b>METALS</b>			
Aluminum	--	200 U	168 J
Barium	1000	51.8 J	89.1 J
Calcium	--	17500	18600
Chromium	50	10 U	10 U
Copper	200	25 U	25 U
Iron	300*	100 UB	62.8 UB
Lead	25	5 U	5 U
Magnesium	35000	13500	14200
Manganese	300*	<b>2620</b>	<b>2770</b>
Mercury	0.7	0.2 U	0.2 U
Nickel	100	40 U	5.2 J
Potassium	--	23200	24900
Sodium	20000	<b>58000</b>	<b>62900</b>
Zinc	2000	20 U	20 UB

Footnotes/Qualifiers:

- ug/l Micrograms per liter
- U Compound was analyzed for but not detected
- J Estimated detection limit or value
- UB Non-detect based on blank results
- No standard

**Exceeds NYSDEC Class GA Standard or Guidance Value**

\* Iron and magnesium sum is 500

Table 3  
 Old Bethpage Landfill Complex  
 Post-Termination Groundwater Monitoring Program  
 Monitoring Well Sample Results  
 Leachate Indicator Parameters

Sample ID Sample Date		LF-1 08/28/19	LF-2 08/28/19	MW-05B 08/26/19	MW-06A 08/27/19	MW-06B 08/27/19	MW-06C 08/27/19	MW-06E 08/27/19	MW-06F 08/27/19	MW-06A 08/26/19	MW-06B 08/26/19
Units in mg/l											
LEACHATE INDICATORS	NYSDEC Class GA Standard or Guidance Value										
Alkalinity, Total	--	109	1170	26.3 J	4.1 J	726 J	691 J	172 J	1 U	12.8 J	10.6 J
Alkalinity,Bicarbonate	--	109	1170	26.3 J	4.1 J	726 J	691 J	172 J	1 U	12.8 J	10.6 J
Alkalinity,Carbonate	--	1 U	1 U	1 U	1 U	1 U	1 U	1 U	1 U	1 U	1 U
Chloride	250	59.1	<b>403</b>	89.7	18.5	225	<b>291</b>	<b>339</b>	<b>316</b>	58.6	<b>290</b>
Cyanide	0.2	0.01 U	0.01 U	0.01 U	0.01 U	0.01 U	0.01 U	0.01 U	0.01 U	0.01 U	0.01 U
Hardness	--	70.0	140	45.0	10.0	100	93.3	200	133	40.0	73.3
Hexavalent Chromium	0.05	0.02 U	0.02 U	0.02 U	0.02 U	0.1 U	0.1 U	0.02 U	0.02 U	0.02 U	0.02 U
Nitrogen, Ammonia	2	<b>11.9</b>	<b>147</b>	0.1 UB	0.55	<b>119</b>	<b>111</b>	<b>33.4</b>	0.16 UB	0.1 U	0.1 UB
Nitrogen, Kjeldahl, Total	--	12.6 J	137 J	0.1 UJ	1.2 J	111 J	98.6 J	34.6 J	1.1 J	0.076 UJB	0.057 UJB
Nitrate	10	0.05 U	0.05 U	5.0	0.85	0.05 UJ	0.05 UJ	2.3 J	3.7	1.8	1.4
Nitrite	1	0.05 U	0.05 U	0.05 U	0.05 UJ	0.05 UJ	0.05 UJ	0.05 UJ	0.05 UJ	0.05 U	0.05 U
Phenolics, Total	0.001	0.005 UB	0.005 UB	0.005 U	<b>0.0167</b>	0.005 UB	0.005 U	0.005 UB	0.005 U	0.005 U	0.005 U
Sulfate	250	45.7	5 U	28.8	14.2	5 U	5.8	41.1	5 U	36.1	38.0
Total Dissolved Solids	--	250	1600	232	62.0 J	786 J	910 J	678 J	614 J	160	520

Footnotes/Qualifiers:

- mg/l Milligrams per liter
- U Compound was analyzed for but not detected
- J Estimated detection limit or value
- UB Non-detect based on blank results
- No standard or not analyzed

**Exceeds NYSDEC Class GA Standard or Guidance Value**

Table 3  
 Old Bethpage Landfill Complex  
 Post-Termination Groundwater Monitoring Program  
 Monitoring Well Sample Results  
 Leachate Indicator Parameters

Sample ID Sample Date		MW-09B 08/26/19	MW-09C 08/26/19	OBS-1 08/26/19
Units in mg/l				
LEACHATE INDICATORS	NYSDEC Class GA Standard or Guidance Value			
Alkalinity, Total	—	27.4 J	42.8 J	153 J
Alkalinity,Bicarbonate	—	27.4 J	42.8 J	153 J
Alkalinity,Carbonate	—	1 U	1 U	1 U
Chloride	250	88.8	92.8	82.4
Cyanide	0.2	0.01 U	0.01 U	0.01 U
Hardness	—	50.0	45.0	86.7
Hexavalent Chromium	0.05	0.02 U	0.02 U	0.02 U
Nitrogen, Ammonia	2	0.45	1.4	<del>18.9</del>
Nitrogen, Kjeldahl, Total	—	0.45 UJB	1.4 J	15.6 J
Nitrate	10	3.8	0.42	0.52
Nitrite	1	0.05 U	0.05 U	0.05 U
Phenolics, Total	0.001	0.005 U	0.005 U	0.005 U
Sulfate	250	23.3	26.1	40.2
Total Dissolved Solids	—	206	240	292

Footnotes/Qualifiers:

- mg/l Milligrams per liter
- U Compound was analyzed for but not detected
- J Estimated detection limit or value
- UB Non-detect based on blank results
- No standard or not analyzed

~~Exceeds NYSDEC Class GA Standard or Guidance Value~~

Table 1  
 Old Bethpage Landfill Complex  
 Post-Termination Groundwater Monitoring Program  
 Monitoring Well Sample Results  
 Volatile Organic Compounds

Sample ID	Sample Date	LF-1	LF-2	MW_05B	MW_06A	MW_06B	MW_06C	MW_06E	MW_06F	MW_08A	MW_08B	MW_09B	MW_09C	OBS_1
Units in ug/l		5/20/20	5/20/20	5/18/20	5/19/20	5/19/20	5/19/20	5/19/20	5/19/20	5/18/20	5/18/20	5/18/20	5/18/20	5/18/20
	NYSDEC Class GA Standard or Guidance Value													
<b>VOLATILE COMPOUNDS</b>														
1,1,1-Trichloroethane	5	1 U	1 U	1 U	1 U	1 U	1 U	1 U	1 U	1 U	1 U	1 U	1 U	1 U
1,1-Dichloroethane	5	1 U	1 U	1 U	1 U	1 U	1 U	1 U	1 U	1 U	1 U	1 U	1 U	1 U
1,1-Dichloroethene	5	1 U	1 U	1 U	1 U	1 U	1 U	1 U	1 U	1 U	1 U	1 U	1 U	1 U
1,2-Dichlorobenzene	3	1 U	1 U	1 U	1 U	1 U	1 U	1 U	1 U	1 U	1 U	1 U	1 U	1 U
1,2-Dichloroethane	0.6	1 U	1 U	1 U	1 U	1 U	1 U	1 U	1 U	1 U	1 U	1 U	1 U	1 U
1,2-Dichloropropane	1	1 U	1 U	1 U	1 U	1 U	1 U	1 U	1 U	1 U	1 U	1 U	1 U	1 U
1,3-Dichlorobenzene	3	1 U	1 U	1 U	1 U	1 U	1 U	1 U	1 U	1 U	1 U	1 U	1 U	1 U
1,4-Dichlorobenzene	3	1 U	1.8	1 U	1 U	3	1 U	1 U	1 U	1 U	1 U	1 U	1 U	1 U
Benzene	1	1 U	<b>3.1</b>	1 U	1 U	<b>3.6</b>	1 U	1 U	1 U	1 U	1 U	1 U	1 U	1 U
Bromodichloromethane	50	1 U	1 U	1 U	1 U	1 U	1 U	1 U	1 U	1 U	1 U	1 U	1 U	1 U
Bromoform	50	1 U	1 U	1 U	1 U	1 U	1 U	1 U	1 U	1 U	1 U	1 U	1 U	1 U
Carbon Tetrachloride	5	1 U	1 U	1 U	1 U	1 U	1 U	1 U	1 U	1 U	1 U	1 U	1 U	1 U
Chlorobenzene	5	1 U	1.8	1 U	1 U	<b>8.9</b>	1 U	1.8	1 U	1 U	1 U	1 U	1 U	1 U
Chloroethane	5	1 U	1 U	1 U	1 U	1 U	1 U	1 U	1 U	1 U	1 U	1 U	1 U	1 U
Chloroform	7	1 U	1 U	1 U	1 U	1 U	1 U	1 U	1 U	1 U	1 U	1 U	1 U	1 U
Cis-1,2-Dichloroethylene	5	1 U	1 U	1 U	1 U	1 U	1 U	1 U	1 U	<b>17.2</b>	1 U	1 U	1 U	1 U
Dibromochloromethane	50	1 U	1 U	1 U	1 U	1 U	1 U	1 U	1 U	1 U	1 U	1 U	1 U	1 U
Dichlorodifluoromethane	5	1 U	1 U	1 U	1 U	1 U	1 U	1 U	1 U	1 U	1 U	1 U	1 U	1 U
Ethylbenzene	5	1 U	1 U	1 U	1 U	1 U	1 U	1 U	1 U	1 U	1 U	1 U	1 U	1 U
Isopropylbenzene (Cumene)	5	1 U	4.9	1 U	1 U	2.1	1 U	1 U	1 U	1 U	1 U	1 U	1 U	1 U
Methylene Chloride	5	1 U	1 U	1 U	1 U	1 U	1 U	1 U	1 U	1 U	1 U	1 U	1 U	1 U
n-Butylbenzene	5	1 U	1 U	1 U	1 U	1 U	1 U	1 U	1 U	1 U	1 U	1 U	1 U	1 U
tert-Butylbenzene	5	1 U	1 U	1 U	1 U	1 U	1 U	1 U	1 U	1 U	1 U	1 U	1 U	1 U
Tetrachloroethylene(PCE)	5	1 U	1 U	1 U	1 U	1 U	1 U	1 U	1 U	4.5	1 U	1 U	1 U	1 U
Toluene	5	1 U	1 U	1 U	1 U	1 U	1 U	1 U	1 U	1 U	1 U	1 U	1 U	1 U
Trans-1,2-Dichloroethene	5	1 U	1 U	1 U	1 U	1 U	1 U	1 U	1 U	1 U	1 U	1 U	1 U	1 U
Trichloroethylene (TCE)	5	1 U	1 U	1.6	1 U	1 U	1 U	1 U	1 U	2.9	1 U	1.6	1 U	1 U
Vinyl Chloride	2	1 U	1 U	1 U	1 U	1 U	1 U	1 U	1 U	1 U	1 U	1 U	1 U	1 U
Xylenes, Total	5	3 U	1.3 J	3 U	3 U	3 U	3 U	3 U	3 U	3 U	3 U	3 U	3 U	3 U
<b>Total Volatile Compounds</b>	--	ND	12.9	1.6	ND	17.6	ND	1.8	ND	24.6	ND	1.6	ND	ND

Footnotes/Qualifiers:  
 ug/l Micrograms per liter  
 U Compound was analyzed for but not detected  
 J Estimated value or limit  
 -- No standard  
 ND Not detected

**Exceeds NYSDEC Class GA Standard or Guidance Value**



Table 2  
 Old Bethpage Landfill Complex  
 Post-Termination Groundwater Monitoring Program  
 Monitoring Well Sample Results  
 Total and Dissolved Metals

Sample ID Sample Date Type:		LF-1 5/20/20 Total	LF-1 5/20/20 Dissolved	LF-2 5/20/20 Total	LF-2 5/20/20 Dissolved	MW_05B 5/18/20 Total	MW_05B 5/18/20 Dissolved	MW_06A 5/19/20 Total	MW_06A 5/19/20 Dissolved	MW_06B 5/19/20 Total	MW_06B 5/19/20 Dissolved	MW_06C 5/19/20 Total	MW_06C 5/19/20 Dissolved	MW_06E 5/19/20 Total
Units in ug/l														
METALS	NYSDEC Class GA Standard or Guidance Value													
Aluminum	--	200 U	200 U	200 U	200 U	200 U	200 U	200 U	200 U	200 U	200 U	200 U	200 U	200 U
Barium	1000	102 J	96.7 J	52.8 J	51.9 J	49.8 J	43.2 J	22.3 J	20.5 J	61.5 J	58.2 J	29.7 J	26.8 J	193 J
Calcium	--	15300	15200	34900	35000	15800	15100	1400	1350	20800	20400	47200	46300	30300
Chromium	50	10 U	10 U	13	12.8	10 U	10 U	10 U	6.1 J	11.7	6.8 J	10 U	10 U	10 U
Copper	200	25 U	25 U	11.7 J	25 U	25 U	25 U	25 U	25 U	25 U	25 U	25 U	25 U	25 U
Iron	300 #	<b>14600</b>	<b>14300</b>	<b>9020</b>	<b>8820</b>	100 U	20 U	40.1 UB	103 UB	<b>12800</b>	<b>12200</b>	<b>5220</b>	<b>4810</b>	<b>12600</b>
Lead	25	5 U	5 U	3.6 J	5 U	5 U	5 U	5 U	5 U	5 U	5 U	5 U	5 U	5 U
Magnesium	35000	12500	12600	25200	25800	6520	6580	1470	1450	14600	14600	11300	11700	14800
Manganese	300 #	<b>2670</b>	<b>2630</b>	<b>174</b>	<b>178</b>	<b>3890</b>	<b>3880</b>	8.9 UB	10.5 UB	<b>55.6</b>	<b>55</b>	<b>133</b>	<b>141</b>	<b>401</b>
Mercury	0.7	0.2 U	0.2 U	0.2 U	0.2 U	0.2 U	0.2 U	0.2 U	0.2 U	0.2 U	0.21	0.15 J	0.2 U	0.2 U
Nickel	100	4 J	4 J	14.7 J	14.4 J	2.9 J	2.3 J	40 U	8.5 J	16.8 J	12.7 J	7.9 J	7.3 J	9 J
Potassium	--	17800	16300	133000	132000	10900	8890	5000 U	1990 J	118000	108000	28600	26100	28400
Sodium	20000	<b>70900</b>	<b>71800</b>	<b>481000</b>	<b>488000</b>	<b>77200</b>	<b>71500</b>	8650	7750	<b>316000</b>	<b>313000</b>	<b>220000</b>	<b>207000</b>	<b>179000</b>
Zinc	2000	20 U	3.6 UB	20 U	2.1 UB	20 U	20 U	20 U	23.3	20 U	2.2 UB	20 U	3 UB	17.2 J

Footnotes/Qualifiers:

- ug/l Micrograms per liter
- # Standard for total iron and manganese is 500 ug/l
- U Compound was analyzed for but not detected
- J Estimated detection limit or value
- UB Non-detect based on blank results
- No standard

**Exceeds NYSDEC Class GA Standard or Guidance Value**

Table 2  
 Old Bethpage Landfill Complex  
 Post-Termination Groundwater Monitoring Program  
 Monitoring Well Sample Results  
 Total and Dissolved Metals

Sample ID Sample Date Type:		MW_06E 5/19/20 Dissolved	MW_06F 5/19/20 Total	MW_06F 5/19/20 Dissolved	MW_08A 5/18/20 Total	MW_08A 5/18/20 Dissolved	MW_08B 5/18/20 Total	MW_08B 5/18/20 Dissolved	MW_09B 5/18/20 Total	MW_09B 5/18/20 Dissolved	MW_09C 5/18/20 Total	MW_09C 5/18/20 Dissolved	OBS_1 5/18/20 Total	OBS_1 5/18/20 Dissolved
Units in ug/l														
METALS	NYSDEC Class GA Standard or Guidance Value													
Aluminum	--	200 U	191 J	166 J	200 U	200 U	200 U	200 U	200 U	200 U	200 U	200 U	200 U	200 U
Barium	1000	184 J	248	235	64 J	52.6 J	118 J	103 J	96.8 J	90.8 J	65.2 J	60.9 J	48.2 J	46.4 J
Calcium	--	29100	42800	43400	11200	9640	21600	20500	13300	13500	10200	10200	16100	16000
Chromium	50	10 U	10 U	10 U	10 U	10 U	10 U	10 U	10 U	10 U	10 U	10 U	10 U	10 U
Copper	200	25 U	25 U	25 U	25 U	25 U	25 U	3.9 J	25 U	25 U	25 U	25 U	25 U	25 U
Iron	300 #	<b>12000</b>	79.5 UB	86.8 UB	100 U	20 U	100 U	20 U	100 U	20 U	20.1 UB	10.2 UB	46.2 UB	38 UB
Lead	25	5 U	2.8 J	5.5	5 U	5 U	5 U	5 U	5 U	5 U	5 U	5 U	5 U	5 U
Magnesium	35000	14200	16400	17500	4900	4790	6680	6700	5570	5980	8090	8410	10600	10900
Manganese	300 #	<b>381</b>	114	121	82.9	84.2	<b>910</b>	<b>914</b>	<b>3160</b>	<b>3320</b>	192	202	<b>2470</b>	<b>2560</b>
Mercury	0.7	0.2 U	0.2 U	0.26	0.2 U	0.2 U	0.37	0.2 U	0.2 U	0.2 U	0.2 U	0.2 U	0.2 U	0.2 U
Nickel	100	7.7 J	24.4 J	24.8 J	2.9 J	2.6 J	17.4 J	15.6 J	40 U	40 U	3.9 J	1.9 J	2.8 J	1.9 J
Potassium	--	25700	7790	7130	6200	4280 J	10000	8300	8940	8050	11400	10600	20600	19800
Sodium	20000	<b>180000</b>	<b>175000</b>	<b>171000</b>	<b>38600</b>	<b>30600</b>	<b>165000</b>	<b>150000</b>	<b>56000</b>	<b>55300</b>	<b>70700</b>	<b>68500</b>	<b>55300</b>	<b>54600</b>
Zinc	2000	14.3 UB	26.4	25.8	13.6 J	12.1 UB	54.2	51.3	20 U	4.3 UB	20 U	4.4 UB	20 U	2.9 UB

Footnotes/Qualifiers:

- ug/l Micrograms per liter
- # Standard for total iron and manganese is 500 ug/l
- U Compound was analyzed for but not detected
- J Estimated detection limit or value
- UB Non-detect based on blank results
- No standard

**Exceeds NYSDEC Class GA Standard or Guidance Value**

Table 3  
 Old Bethpage Landfill Complex  
 Post-Termination Groundwater Monitoring Program  
 Monitoring Well Sample Results  
 Leachate Indicator Parameters

Sample ID Sample Date		LF-1 05/20/20	LF-2 05/20/20	MW_05B 05/18/20	MW_06A 05/19/20	MW_06B 05/19/20	MW_06C 05/19/20	MW_06E 05/19/20	MW_06F 05/19/20	MW_08A 05/18/20	MW_08B 05/18/20	MW_09B 05/18/20	MW_09C 05/18/20	OBS_1 05/18/20
Units in mg/l														
LEACHATE INDICATORS	NYSDEC Class GA Standard or Guidance Value													
Alkalinity, Total	---	116	1320	32.2	4.3	1030	390	144	1 U	14	5.8	33.8	44.9	160
Alkalinity,Bicarbonate	---	116	1320	32.2	4.3	1030	390	144	1 U	14	5.8	33.8	44.9	160
Alkalinity,Carbonate	---	1 U	5 U	1 U	1 U	1 U	1 U	1 U	1 U	1 U	1 U	1 U	1 U	1 U
Chloride	250	93.5	<b>429</b>	93.9	9.6	<b>270</b>	186	<b>315</b>	<b>370</b>	41	<b>256</b>	79.9	92.1	65.9
Cyanide	0.2	0.01 U	0.01 U	0.01 U	0.01 U	0.01 U	0.01 U	0.01 U	0.01 U	0.0038 J	0.01 U	0.01 U	0.01 U	0.01 U
Hardness	---	110	210	70	10	130	170	160	100	50	70	70	50	70
Hexavalent Chromium	0.05	0.02 U	0.02 U	0.02 U	0.02 U	0.02 U	0.02 U	0.02 U	0.02 U	0.02 U	0.02 U	0.02 U	0.02 U	0.02 U
Nitrogen, Ammonia	2	<b>13.1</b>	<b>48.7</b>	0.45 UB	0.44 UB	<b>136</b>	<b>15.8</b>	<b>22.7</b>	0.39 UB	0.35 UB	0.51 UB	1.3 UB	2.8 UB	<b>15.3</b>
Nitrogen, Kjeldahl, Total	---	13.1	168	0.2 UB	0.73 UB	172	24.1	25.2	0.1 U	0.1 U	0.17 UB	0.16 UB	2.1 UB	17.4
Nitrate	10	0.05 U	0.05 U	5.8 J	0.8	0.05 U	0.05 U	3.3	4.6	2.5 J	2.1 J	5.1 J	0.84 J	0.52 J
Nitrite	1	0.05 U	0.05 U	0.065	0.05 U	0.05 U	0.05 U	0.064	0.05 U	0.05 U	0.05 U	0.05 U	0.05 U	0.05 U
Phenolics, Total	0.001	0.005 U	<b>0.007 J</b>	0.005 U	<b>0.004 J</b>	<b>0.005 J</b>	0.005 U	<b>0.004 J</b>	0.005 U	0.005 U	0.005 U	0.005 U	<b>0.003 J</b>	0.005 U
Sulfate	250	50	5 U	25.6	7.4	5 U	38.2	44	5 U	32.2	38.4	19.6	22.8	30.8
Total Dissolved Solids	---	319	1790	286	42	1140	739	648	680	125	507	220	247	257

Footnotes/Qualifiers:

- mg/l Milligrams per liter
- U Compound was analyzed for but not detected
- J Estimated detection limit or value
- UB Non-detect based on blank results
- No standard or not analyzed

**Exceeds NYSDEC Class GA Standard or Guidance Value**

Table 1  
 Old Bethpage Landfill Complex  
 Post-Termination Groundwater Monitoring Program  
 Monitoring Well Sample Results  
 Volatile Organic Compounds

Sample ID Sample Date	LF-1 10/29/20	LF-2 10/29/20	MW-05B 10/27/20	MW-06A 10/28/20	MW-06B 10/28/20	MW-06C 10/28/20	MW-06E 10/28/20	MW-06F 10/28/20	MW-08A 10/27/20	MW-08B 10/27/20	MW-09B 10/27/20	MW-09C 10/27/20	OBS-1 10/27/20
Units in ug/l													
NYSDEC Class GA Standard or Guidance Value													
<b>VOLATILE COMPOUNDS</b>													
1,1,1-Trichloroethane	5	1 U	1 U	1 U	1 U	1 U	1 U	1 U	1 U	1 U	1 U	1 U	1 U
1,1-Dichloroethane	5	1 U	1 U	1 U	1 U	1 U	1 U	1 U	1 U	1 U	1 U	1 U	1 U
1,1-Dichloroethene	5	1 U	1 U	1 U	1 U	1 U	1 U	1 U	1 U	1 U	1 U	1 U	1 U
1,2-Dichlorobenzene	3	1 U	1 U	1 U	1 U	1 U	1 U	1 U	1 U	1 U	1 U	1 U	1 U
1,2-Dichloroethane	0.6	1 U	1 U	1 U	1 U	1 U	1 U	1 U	1 U	1 U	1 U	1 U	1 U
1,2-Dichloropropane	1	1 U	1 U	1 U	1 U	1 U	1 U	1 U	1 U	1 U	1 U	1 U	1 U
1,3-Dichlorobenzene	3	1 U	1 U	1 U	1 U	1 U	1 U	1 U	1 U	1 U	1 U	1 U	1 U
1,4-Dichlorobenzene	3	1 U	2.1	1 U	1 U	2.8	1.5	1.2	1 U	1 U	1 U	1 U	1 U
Benzene	1	1 U	<b>3.6</b>	1 U	1 U	<b>1.2</b>	<b>1.4</b>	1 U	1 U	1 U	1 U	1 U	1 U
Bromodichloromethane	50	1 U	1 U	1 U	1 U	1 U	1 U	1 U	1 U	1 U	1 U	1 U	1 U
Bromoform	50	1 UJ	1 UJ	1 UJ	1 UJ	1 UJ	1 UJ	1 UJ	1 UJ	1 UJ	1 UJ	1 UJ	1 UJ
Carbon Tetrachloride	5	1 U	1 U	1 U	1 U	1 U	1 U	1 U	1 U	1 U	1 U	1 U	1 U
Chlorobenzene	5	1 U	1.7	1 U	1 U	4.5	2.9	1.5	1 U	1 U	1 U	1 U	1 U
Chloroethane	5	1 U	1 U	1 U	1 U	1 U	1 U	1 U	1 U	1 U	1 U	1 U	1 U
Chloroform	7	1 U	1 U	1 U	1 U	1 U	1 U	1 U	1 U	1 U	1 U	1 U	1 U
Cis-1,2-Dichloroethylene	5	1 U	1 U	1 U	1 U	1 U	1 U	1 U	<b>21.2</b>	1 U	1 U	1 U	1 U
Dibromochloromethane	50	1 UJ	1 UJ	1 UJ	1 UJ	1 UJ	1 UJ	1 UJ	1 UJ	1 UJ	1 UJ	1 UJ	1 UJ
Dichlorodifluoromethane	5	1 U	1 U	1 U	1 U	1 U	1 U	1 U	1 U	1 U	1 U	1 U	1 U
Ethylbenzene	5	1 U	1 U	1 U	1 U	1 U	1 U	1 U	1 U	1 U	1 U	1 U	1 U
Isopropylbenzene (Cumene)	5	1 U	<b>5.5</b>	1 U	1 U	1.7	1.4	1 U	1 U	1 U	1 U	1 U	1 U
Methylene Chloride	5	1 U	1 U	1 U	1 U	1 U	1 U	1 U	1 U	1 U	1 U	1 U	1 U
n-Butylbenzene	5	1 U	1 U	1 U	1 U	1 U	1 U	1 U	1 U	1 U	1 U	1 U	1 U
tert-Butylbenzene	5	1 U	1 U	1 U	1 U	1 U	1 U	1 U	1 U	1 U	1 U	1 U	1 U
Tetrachloroethylene(PCE)	5	1 U	1 U	1 U	1 U	1 U	1 U	1 U	<b>8.4</b>	1 U	1 U	1 U	1 U
Toluene	5	1 U	1 U	1 U	1 U	1 U	1 U	1 U	1 U	1 U	1 U	1 U	1 U
Trans-1,2-Dichloroethene	5	1 U	1 U	1 U	1 U	1 U	1 U	1 U	1 U	1 U	1 U	1 U	1 U
Trichloroethylene (TCE)	5	1 U	1 U	1.7	1.1	1 U	1 U	1 U	3.8	1 U	1.5	1	1 U
Vinyl Chloride	2	1 U	1 U	1 U	1 U	1 U	1 U	1 U	1 U	1 U	1 U	1 U	1 U
Xylenes, Total	5	3 U	2.8 J	3 U	3 U	3 U	3 U	3 U	3 U	3 U	3 U	3 U	3 U
<b>Total Volatile Compounds</b>	--	ND	15.7	1.7	1.1	10.2	7.2	2.7	ND	33.4	ND	1.5	1

Footnotes/Qualifiers:  
 ug/l Micrograms per liter  
 U Compound was analyzed for but not detected  
 J Estimated value or limit  
 -- No standard  
 ND Not detected

**Exceeds NYSDEC Class GA Standard or Guidance Value**



Table 2  
 Old Bethpage Landfill Complex  
 Post-Termination Groundwater Monitoring Program  
 Monitoring Well Sample Results  
 Total and Dissolved Metals

Sample ID Sample Date Type:		LF-1 10/29/20 Total	LF-1 10/29/20 Dissolved	LF-2 10/29/20 Total	LF-2 10/29/20 Dissolved	MW-05B 10/27/20 Total	MW-05B 10/27/20 Dissolved	MW-06A 10/28/20 Total	MW-06A 10/28/20 Dissolved	MW-06B 10/28/20 Total	MW-06B 10/28/20 Dissolved	MW-06C 10/28/20 Total	MW-06C 10/28/20 Dissolved	MW-06E 10/28/20 Total	MW-06E 10/28/20 Dissolved
Units in ug/l															
METALS	NYSDEC Class GA Standard or Guidance Value														
Aluminum	--	200 U	200 U	200 U	200 U	200 U	200 U	200 U	200 U	47.8 J	200 U	200 U	200 U	200 U	200 U
Barium	1000	114 J	96.3 J	58 J	46.3 J	41.2 J	42.6 J	19.3 J	18.9 J	39.2 J	42.5 J	24.3 J	27.2 J	153 J	158 J
Calcium	--	17000	16500	39200	37700	12900	13500	1280	1250	13500	14400	30600	33800	23200	24000
Chromium	50	2.3 J	10 U	14.6	11.7	2.1 J	10 U	10 U	10 U	3.9 J	3.9 J	3.1 J	4.1 J	2.4 J	2.1 J
Copper	200	8 J	25 U	25 U	5.7 J	25 U	25 U	25 U	25 U	25 U	25 U	25 U	25 U	25 U	25 U
Iron	300 #	<b>19700</b>	<b>2290</b>	<b>9810</b>	<b>4920</b>	23.3 UB	20 U	198 UB	197 UB	<b>8870</b>	<b>9350</b>	<b>3780</b>	<b>4160</b>	<b>12100</b>	<b>12400</b>
Lead	25	5 U	5 U	5 U	5 U	5 U	5 U	5 U	5 U	5 U	5 U	5 U	5 U	5 U	5 U
Magnesium	35000	14600	14100	28800	27000	5310	5530	1270	1230	11100	11900	11600	12800	12300	12700
Manganese	300 #	<b>3050</b>	<b>2950</b>	<b>177</b>	<b>171</b>	<b>3250</b>	<b>3310</b>	10.2 UB	10.1	<b>40.5</b>	<b>41.8</b>	<b>76.4</b>	<b>84.7</b>	<b>309</b>	<b>316</b>
Mercury	0.7	0.17 UB	0.2 U	0.23 UB	0.12 UB	0.2 UB	0.12 UB	0.2 UB	0.11 UB	0.2 U	0.2 U	0.18 UB	0.2 U	0.2 U	0.11 UB
Nickel	100	10 J	8.8 J	20.9 J	19.8 J	11.4 J	9.8 J	5.8 J	5.4 J	12.7 J	14.3 J	12.3 J	15.1 J	15.1 J	15.5 J
Potassium	--	18800	18300	145000	137000	10600	10400	1450 J	1440 J	84700	87400	66800	70100	33200	33500
Sodium	20000	<b>60100</b>	<b>58400</b>	<b>454000</b>	<b>434000</b>	<b>64900</b>	<b>70200</b>	6220	6000	<b>215000</b>	<b>237000</b>	<b>219000</b>	<b>248000</b>	<b>157000</b>	<b>166000</b>
Zinc	2000	5 J	20 U	20 U	20 U	20 U	20 U	11 J	5.4 UB	20 U	20 U	20 U	20 U	12.4 J	10.1 UB

Footnotes/Qualifiers:

- ug/l Micrograms per liter
- # Standard for total iron and manganese is 500 ug/l
- U Compound was analyzed for but not detected
- J Estimated value
- UB Non-detect based on blank results
- No standard

**Exceeds NYSDEC Class GA Standard or Guidance Value**



Table 2  
 Old Bethpage Landfill Complex  
 Post-Termination Groundwater Monitoring Program  
 Monitoring Well Sample Results  
 Total and Dissolved Metals

Sample ID Sample Date Type:		MW-06F 10/28/20 Total	MW-06F 10/28/20 Dissolved	MW-08A 10/27/20 Total	MW-08A 10/27/20 Dissolved	MW-08B 10/27/20 Total	MW-08B 10/27/20 Dissolved	MW-09B 10/27/20 Total	MW-09B 10/27/20 Dissolved	MW-09C 10/27/20 Total	MW-09C 10/27/20 Dissolved	OBS-1 10/27/20 Total	OBS-1 10/27/20 Dissolved
Units in ug/l													
METALS	NYSDEC Class GA Standard or Guidance Value												
Aluminum	--	177 J	169 J	41.4 J	200 U	38 J	200 U	200 U	200 U	200 U	200 U	200 U	200 U
Barium	1000	228	250	59.9 J	67.5 J	94 J	97.5 J	81.1 J	87.2 J	63.6 J	68.5 J	43.5 J	47 J
Calcium	--	40200	43800	10700	12600	20600	21200	11400	12300	10600	11300	14900	16100
Chromium	50	1.5 J	1.8 J	10 U	10 U	10 U	10 U	10 U	10 U	10 U	10 U	10 U	10 U
Copper	200	25 U	25 U	25 U	25 U	25 U	25 U	25 U	25 U	25 U	25 U	25 U	25 U
Iron	300 #	91.7 UB	80.2 UB	100 U	20 U	100 U	20 U	8.3 UB	20 U	23.4 UB	9.1 UB	34 UB	30
Lead	25	5 U	5 U	5 U	5 U	5 U	5 U	5 U	5 U	5 U	5 U	5 U	5 U
Magnesium	35000	15500	16800	5320	5790	6180	6390	4850	5250	8250	8900	10100	10900
Manganese	300 #	114	124	91.8	91.8	<b>851</b>	<b>872</b>	<b>3010</b>	<b>3200</b>	215	229	<b>2520</b>	<b>2710</b>
Mercury	0.7	0.37 UB	0.11 UB	0.13 UB	0.2 U	0.18 UB	0.1 UB	0.13 UB	0.2 U	0.16 UB	0.1 UB	0.2 U	0.2 U
Nickel	100	29.2 J	33.3 J	7.3 J	8.5 J	19.8 J	21.2 J	40 U	40 U	6.3 J	6.3 J	5.8 J	6.3 J
Potassium	--	9510	9750	5220	5610	11100	10900	8770	8990	12600	12700	22200	23100
Sodium	20000	<b>138000</b>	<b>155000</b>	<b>21800</b>	<b>26400</b>	<b>136000</b>	<b>147000</b>	<b>46400</b>	<b>52200</b>	<b>62800</b>	<b>70100</b>	<b>53900</b>	<b>60500</b>
Zinc	2000	26.4	27 UB	9.6 J	11.1 UB	41.1	42.9 UB	20 U	20 U	20 U	20 U	20 U	20 U

Footnotes/Qualifiers:

- ug/l Micrograms per liter
- # Standard for total iron and manganese is 500 ug/l
- U Compound was analyzed for but not detected
- J Estimated value
- UB Non-detect based on blank results
- No standard

**Exceeds NYSDEC Class GA Standard or Guidance Value**

Table 3  
 Old Bethpage Landfill Complex  
 Post-Termination Groundwater Monitoring Program  
 Monitoring Well Sample Results  
 Leachate Indicator Parameters

Sample ID Sample Date		LF-1 10/29/20	LF-2 10/29/20	MW-05B 10/27/20	MW-06A 10/28/20	MW-06B 10/28/20	MW-06C 10/28/20	MW-06E 10/28/20	MW-06F 10/28/20	MW-08A 10/27/20	MW-08B 10/27/20	MW-09B 10/27/20	MW-09C 10/27/20	OBS-1 10/27/20
Units in mg/l														
LEACHATE INDICATORS	NYSDEC Class GA Standard or Guidance Value													
Alkalinity, Total	---	123	1380	39.0	3.2	676	603	145	1.0 U	12.7	9.9	31.6	48.3	162
Alkalinity,Bicarbonate	---	123	--	39.0	3.2	676	603	145	1.0 U	12.7	9.9	31.6	48.3	162
Alkalinity,Carbonate	---	1.0 U	--	1.0 U	1.0 U	1.0 U	1.0 U	1.0 U	1.0 U	1.0 U	1.0 U	1.0 U	1.0 U	1.0 U
Chloride	250	98.0	<b>460</b>	89.5	7.6	230	248	<b>308</b>	<b>358</b>	41.9	<b>267</b>	74.8	114	75.7
Cyanide	0.2	0.004 J	0.0021 J	0.01 U	0.01 U	0.01 U	0.01 U	0.01 U	0.01 U	0.01 U	0.01 U	0.01 U	0.0026 J	0.01 U
Hardness	---	103	216	54.1	8.43	79.4	124	109	164	48.6	76.9	48.4	60.4	78.8
Hexavalent Chromium	0.05	0.020 U	0.020 U	0.020 U	0.020 UJ	0.020 UJ	0.020 UJ	0.020 UJ	0.020 UJ	0.020 U	0.020 U	0.020 U	0.020 U	0.020 UJ
Nitrogen, Ammonia	2	<b>17.3</b>	<b>170</b>	0.10 U	0.39	<b>99.3</b>	<b>79.5</b>	<b>31.1</b>	0.34	0.083 J	0.10 U	0.43	1.8	<b>16.2</b>
Nitrogen, Kjeldahl, Total	---	17.1	149	0.10 U	1.8	121	86.4	35.1	0.10 U	0.10 U	0.17	0.10 U	2.1	18.5
Nitrate	10	0.050 U	0.050 U	5.1	0.26	0.050 U	0.050 U	2.6	5.5	2.9	3.3	6.9	0.49	0.65
Nitrite	1	0.050 U	0.050 U	0.037 J	0.050 U	0.050 U	0.050 U	0.042 J	0.050 U	0.050 U	0.050 U	0.050 U	0.050 U	0.050 U
Phenolics, Total	0.001	0.005 U	<b>0.007</b>	0.005 U	0.005 U	<b>0.008</b>	0.0059	<b>0.005 J</b>	0.005 U	0.005 U	0.005 U	<b>0.005 J</b>	0.005 U	0.005 U
Sulfate	250	34.6	5.0 U	25.6	7.7	5.0 U	14.5	46.5	5.0 U	26.1	30.8	20.1	20.2	22.0
Total Dissolved Solids	---	365	1790	274	53.0	793	849	648	680	134	473	216	286	282

Footnotes/Qualifiers:  
 mg/l Milligrams per liter  
 U Compound was analyzed for but not detected  
 J Estimated detection limit or value  
 -- No standard or not analyzed  
**Exceeds NYSDEC Class GA Standard or Guidance Value**

Table 1  
 Old Bethpage Landfill Complex  
 Post-Termination Groundwater Monitoring Program  
 Monitoring Well Sample Results  
 Volatile Organic Compounds

Sample ID Sample Date		LF-1 5/19/21	LF-2 5/19/21	MW-05B 5/17/21	MW-06A 5/18/21	MW-06B 5/18/21	MW-06C 5/18/21	MW-06E 5/18/21	MW-06F 5/18/21	MW-08A 5/17/21	MW-08B 5/17/21	MW-09B 5/17/21	MW-09C 5/17/21	OBS-1 5/17/21
Units in ug/l														
VOLATILE COMPOUNDS														
	NYSDEC Class GA Standard or Guidance Value													
1,1,1-Trichloroethane	5	1 U	1 U	1 U	1 U	1 U	1 U	1 U	1 U	1 U	1 U	1 U	1 U	1 U
1,1-Dichloroethane	5	1 U	1 U	1 U	1 U	1 U	1 U	1 U	1 U	1 U	1 U	1 U	1 U	1 U
1,1-Dichloroethene	5	1 U	1 U	1 U	1 U	1 U	1 U	1 U	1 U	1 U	1 U	1 U	1 U	1 U
1,2-Dichlorobenzene	3	1 U	1 U	1 U	1 U	1.6	1 U	1 U	1 U	1 U	1 U	1 U	1 U	1 U
1,2-Dichloroethane	0.6	1 U	1 U	1 U	1 U	1 U	1 U	1 U	1 U	1 U	1 U	1 U	1 U	1 U
1,2-Dichloropropane	1	1 U	1 U	1 U	1 U	1 U	1 U	1 U	1 U	1 U	1 U	1 U	1 U	1 U
1,3-Dichlorobenzene	3	1 U	1 U	1 U	1 U	1 U	1 U	1 U	1 U	1 U	1 U	1 U	1 U	1 U
1,4-Dichlorobenzene	3	1 U	<u>3.1</u>	1 U	1 U	<u>4.9</u>	1 U	1 U	1 U	1 U	1 U	1 U	1 U	1 U
Benzene	1	1 U	<u>4.5</u>	1 U	1 U	<u>5.7</u>	1 U	1 U	1 U	1 U	1 U	1 U	1 U	1 U
Bromodichloromethane	50	1 U	1 U	1 U	1 U	1 U	1 U	1 U	1 U	1 U	1 U	1 U	1 U	1 U
Bromoform	50	1 U	1 U	1 U	1 U	1 U	1 U	1 U	1 U	1 U	1 U	1 U	1 U	1 U
Carbon Tetrachloride	5	1 U	1 U	1 U	1 U	1 U	1 U	1 U	1 U	1 U	1 U	1 U	1 U	1 U
Chlorobenzene	5	1 U	3.7	1 U	1 U	<u>13.4</u>	1 U	1 U	1 U	1 U	1 U	1 U	1 U	1 U
Chloroethane	5	1 U	1 U	1 U	1 U	1 U	1 U	1 U	1 U	1 U	1 U	1 U	1 U	1 U
Chloroform	7	1 U	1 U	1 U	1 U	1 U	1 U	1 U	1 U	1 U	1 U	1 U	1 U	1 U
Cis-1,2-Dichloroethylene	5	1.2	1 U	1 U	1 U	1 U	1 U	1 U	<u>21.9</u>	1 U	1 U	1 U	1 U	1 U
Dibromochloromethane	50	1 U	1	1 U	1 U	1 U	1 U	1 U	1 U	1 U	1 U	1 U	1 U	1 U
Dichlorodifluoromethane	5	1 U	1 U	1 U	1 U	1 U	1 U	1 U	1 U	1 U	1 U	1 U	1 U	1 U
Ethylbenzene	5	1 U	1 U	1 U	1 U	1 U	1 U	1 U	1 U	1 U	1 U	1 U	1 U	1 U
Isopropylbenzene (Cumene)	5	1 U	<u>12.9</u>	1 U	1 U	3.3	1 U	1 U	1 U	1 U	1 U	1 U	1 U	1 U
Methylene Chloride	5	1 U	1 U	1 U	1 U	1 U	1 U	1 U	1 U	1 U	1 U	1 U	1 U	1 U
n-Butylbenzene	5	1 U	1 U	1 U	1 U	1 U	1 U	1 U	1 U	1 U	1 U	1 U	1 U	1 U
tert-Butylbenzene	5	1 U	1 U	1 U	1 U	1 U	1 U	1 U	1 U	1 U	1 U	1 U	1 U	1 U
Tetrachloroethylene(PCE)	5	1 U	1 U	1 U	1 U	1 U	1 U	1 U	<u>7.5</u>	1 U	1 U	1 U	1 U	1 U
Toluene	5	1 U	1 U	1 U	1 U	1 U	1 U	1 U	1 U	1 U	1 U	1 U	1 U	1 U
Trans-1,2-Dichloroethene	5	1 U	1 U	1 U	1 U	1 U	1 U	1 U	1 U	1 U	1 U	1 U	1 U	1 U
Trichloroethylene (TCE)	5	3.8	1 U	1 U	1 U	1 U	1 U	1 U	3.3	1 U	1.5	1 U	1 U	1 U
Vinyl Chloride	2	1 U	1 U	1 U	1 U	1 U	1 U	1 U	1 U	1 U	1 U	1 U	1 U	1 U
Xylenes, Total	5	3 U	3.8	3 U	3 U	3 U	3 U	3 U	3 U	3 U	3 U	3 U	3 U	3 U
<b>Total Volatile Compounds</b>	--	5	28	ND	ND	28.9	ND	ND	ND	32.7	ND	1.5	ND	ND

ug/l Micrograms per liter  
 U Compound was analyzed for but not detected  
 J Estimated value or limit  
 -- No standard  
 ND Not detected

**Exceeds NYSDEC Class GA Standard or Guidance Value**



Table 2  
 Old Bethpage Landfill Complex  
 Post-Termination Groundwater Monitoring Program  
 Monitoring Well Sample Results  
 Total and Dissolved Metals

Sample ID Sample Date Type:		LF-1 5/19/21 Total	LF-1 5/19/21 Dissolved	LF-2 5/19/21 Total	LF-2 5/19/21 Dissolved	MW-05B 5/17/21 Total	MW-05B 5/17/21 Dissolved	MW-06A 5/18/21 Total	MW-06A 5/18/21 Dissolved	MW-06B 5/18/21 Total	MW-06B 5/18/21 Dissolved	MW-06C 5/18/21 Total	MW-06C 5/18/21 Dissolved	MW-06E 5/18/21 Total
Units in ug/l														
METALS	NYSDEC Class GA Standard or Guidance Value													
Aluminum	--	200 U	200 U	200 U	200 U	200 U	200 U	200 U	200 U	200 U	200 U	200 U	200 U	200 U
Barium	1000	72.5 J	72.1 J	61.8 J	61.9 J	40.9 J	41 J	15.5 J	15 J	66.8 J	68.5 J	29.2 J	28.9 J	179 J
Calcium	--	15900	16400	41500	42500	13100 J	13700 J	1040	979 J	22600	23500	50000	51200	25200
Chromium	50	10 U	10 U	11.2	10.4	10 U	10 U	10 U	10 U	2.3 J	2 J	40.5	4.7 J	10 U
Copper	200	25 U	25 U	25 U	25 U	25 U	25 U	25 U	25 U	25 U	25 U	25 U	25 U	25 U
Iron	300 #	<b>19900</b>	<b>20200</b>	<b>10500</b>	<b>10400</b>	100 U	20 U	26.1 J	20 UB	<b>13600</b>	<b>14000</b>	<b>5640</b>	<b>4970</b>	<b>5250</b>
Lead	25	5 U	5 U	5 U	5 U	5 U	5 U	5 U	5 U	5 U	5 U	5 U	5 U	5 U
Magnesium	35000	11800	12300	30200	30100	5420	5750	954	976 J	21700	22400	11800	12100	11700
Manganese	300 #	<b>3000</b>	<b>2980</b>	<b>175</b>	<b>176</b>	<b>3100 J</b>	<b>3140 J</b>	5.4 J	5.2 J	<b>49.2</b>	<b>49.4</b>	<b>156</b>	<b>153</b>	<b>328</b>
Mercury	0.7	0.2 U	0.2 U	0.2 U	0.2 U	0.2 U	0.2 U	0.2 U	0.2 U	0.2 U	0.2 U	0.2 U	0.2 U	0.2 U
Nickel	100	6.9 J	6.6 J	21.9 J	22.1 J	7.9 J	7.2 J	4.8 J	40 U	13 J	13.1 J	150	17.8 J	15.7 J
Potassium	--	10100	9670	166000	156000	10000 J	9700 J	1550 J	1450 J	131000	128000	37800	36100	26200
Sodium	20000	<b>62400</b>	<b>59100 J</b>	<b>466000</b>	<b>441000 J</b>	<b>57300 J</b>	<b>55800 J</b>	5840	5300	<b>245000</b>	<b>238000 J</b>	<b>237000</b>	<b>223000 J</b>	<b>163000</b>
Zinc	2000	20 U	20 U	20 U	20 U	20 U	20 U	20 U	6.9 UB	20 U	20 U	20 U	20 U	19 J

Footnotes/Qualifiers:  
 ug/l Micrograms per liter  
 # Standard for total iron and manganese is 500 ug/l  
 U Compound was analyzed for but not detected  
 J Estimated value  
 UB Non-detect based on blank results  
 -- No standard

**Exceeds NYSDEC Class GA Standard or Guidance Value**

Table 2  
 Old Bethpage Landfill Complex  
 Post-Termination Groundwater Monitoring Program  
 Monitoring Well Sample Results  
 Total and Dissolved Metals

Sample ID Sample Date Type:		MW-06E 5/18/21 Dissolved	MW-06F 5/18/21 Total	MW-06F 5/18/21 Dissolved	MW-08A 5/17/21 Total	MW-08A 5/17/21 Dissolved	MW-08B 5/17/21 Total	MW-08B 5/17/21 Dissolved	MW-09B 5/17/21 Total	MW-09B 5/17/21 Dissolved	MW-09C 5/17/21 Total	MW-09C 5/17/21 Dissolved	OBS-1 5/17/21 Total	OBS-1 5/17/21 Dissolved
Units in ug/l														
METALS	NYSDEC Class GA Standard or Guidance Value													
Aluminum	--	200 U	213	229	200 U	200 U	200 U	200 U	200 U	200 U	200 U	200 U	200 U	200 U
Barium	1000	181 J	258	260	79.1 J	80.1 J	40.9 J	42.1 J	81.6 J	85.7 J	61.8 J	63.6 J	37.3 J	38.3 J
Calcium	--	26100	46100	47500	15200	16000	13200	14100	10300	11200	10400	11000	12800	13600
Chromium	50	10 U	10 U	10 U	10 U	10 U	10 U	10 U	11.4	2.5 J	10 U	10 U	10 U	10 U
Copper	200	25 U	25 U	25 U	25 U	25 U	25 U	25 U	25 U	25 U	25 U	25 U	25 U	25 U
Iron	300 #	<b>5190</b>	34 J	29.5 UB	100 U	20 U	100 U	20 U	<b>147</b>	<b>77.6</b>	100 U	9.2 UB	<b>31.9 J</b>	29.4 UB
Lead	25	5 U	5 U	5 U	5 U	5 U	5 U	5 U	5 U	5 U	5 U	5 U	5 U	5 U
Magnesium	35000	12200	17800	18600	4660	4960	5450	5910	4640	5130	7870	8500	8840	9490
Manganese	300 #	<b>330</b>	130	130	<b>708</b>	<b>727</b>	<b>3110</b>	<b>3230</b>	<b>2060</b>	<b>2190</b>	252	262	<b>2230</b>	<b>2300</b>
Mercury	0.7	0.2 U	0.16 J	0.2 U	0.2 U	0.2 U	0.2 U	0.2 U	0.2 U	0.2 U	0.2 U	0.2 U	0.2 U	0.2 U
Nickel	100	15.2 J	30.6 J	30.8 J	17.5 J	17.1 J	7.8 J	7.6 J	29.3 J	20.9 J	4.6 J	40 U	4.6 J	4.4 J
Potassium	--	25500	10000	9670	8940	8610	10100	9980	8190	8190	11600	11400	21300	21200
Sodium	20000	<b>156000 J</b>	<b>181000</b>	<b>172000 J</b>	<b>118000</b>	<b>115000</b>	<b>57400</b>	<b>57300</b>	<b>45100</b>	<b>45000</b>	<b>60800</b>	<b>60200</b>	<b>47700</b>	<b>46500</b>
Zinc	2000	19.4 UB	24.2	26.5 UB	38.1	42.1	20 U	20 U	20 U	20 U	20 U	20 U	20 U	20 U

Footnotes/Qualifiers:

- ug/l Micrograms per liter
- # Standard for total iron and manganese is 500 ug/l
- U Compound was analyzed for but not detected
- J Estimated value
- UB Non-detect based on blank results
- No standard

**Exceeds NYSDEC Class GA Standard or Guidance Value**

Table 3  
 Old Bethpage Landfill Complex  
 Post-Termination Groundwater Monitoring Program  
 Monitoring Well Sample Results  
 Leachate Indicator Parameters

Sample ID Sample Date		LF-1 5/19/21	LF-2 5/19/21	MW-05B 5/17/21	MW-06A 5/18/21	MW-06B 5/18/21	MW-06C 5/18/21	MW-06E 5/18/21	MW-06F 5/18/21	MW-08A 5/17/21	MW-08B 5/17/21	MW-09B 5/17/21	MW-09C 5/17/21	OBS-1 5/17/21
Units in mg/l														
LEACHATE INDICATORS		NYSDEC Class GA Standard or Guidance Value												
Alkalinity, Total	---	68.5	1600	34.3 J	2.6	1270	511	88	1.0 U	6.2	33.6	26.8	52.9	158
Alkalinity,Bicarbonate	---	68.5	--	34.3 J	2.6	1270	511	88	1.0 U	6.2	33.6	26.8	52.9	158
Alkalinity,Carbonate	---	1.0 UJ	--	1.0 UJ	1.0 U	5 UJ	1.0 U	1.0 U	1.0 U	1.0 UJ	1.0 UJ	1.0 UJ	1.0 UJ	1.0 UJ
Chloride	250	131	<b>533</b>	95.5 J	7.5	<b>256</b>	<b>267</b>	<b>373</b>	<b>525</b>	250	95.3	82.4	99.1	69
Cyanide	0.2	0.005 UJ	0.0033 J	0.005 U	0.005 UJ	0.0021 J	0.003 UJ	0.005 UJ	0.005 UJ	0.002 J	0.005 U	0.005 U	0.005 U	0.005 U
Hardness	---	88.3	228	55 J	65.3	146	173	111	188	57.1	55.4	44.8	58.4	68.4
Hexavalent Chromium	0.05	0.020 U	0.020 U	0.020 U	0.020 U	0.020 U	0.020 U	0.020 U	0.020 U	0.020 U	0.020 U	0.020 U	0.020 U	0.020 U
Nitrogen, Ammonia	2	<b>2.8</b>	<b>188</b>	0.10 U	0.16	<b>190</b>	<b>27.2</b>	<b>17.1</b>	0.17	0.12	0.10 U	0.64	<b>2.1</b>	<b>17.5</b>
Nitrogen, Kjeldahl, Total	---	2.5 UB	203 J	0.31 UB	1.6 UB	204 J	34.2 J	22.9 J	0.10 U	0.10 UB	0.10 U	0.10 U	2.7 UB	22.4 J
Nitrate	10	0.050 UJ	0.050 UJ	5.5 J	0.46	0.050 U	0.050 U	2.1	4.0	2.6	4.5	4.7	0.25	0.25 U
Nitrite	1	0.037 J	0.050 U	0.038 J	0.050 U	0.050 U	0.050 U	0.031 J	0.03 J	0.050 U	0.032 J	0.050 U	0.050 U	0.050 U
Phenolics, Total	0.001	0.005 UJ	<b>0.006 J</b>	0.005 UJ	0.005 UJ	0.005 UJ	0.005 UJ	0.005 UJ	0.005 UJ	0.005 UJ	0.005 UJ	0.005 UJ	0.005 UJ	0.005 UJ
Sulfate	250	35.4	5.0 U	20.7	6.6	5.0 U	21	46.5	2.7 UB	31.2	20.7	21.8	23	24.9
Total Dissolved Solids	---	318	1810	250 J	40	1130	888	688	904	412 J	282 J	200 J	264 J	268 J

Footnotes/Qualifiers:  
 mg/l Milligrams per liter  
 U Compound was analyzed for but not detected  
 UB Non-detect based on blank results  
 J Estimated detection limit or value  
 -- No standard or not analyzed  
**Exceeds NYSDEC Class GA Standard or Guidance Value**