



**DEPARTMENT OF PUBLIC WORKS  
DIVISION OF ENGINEERING**

Old Bethpage Landfill

**Post-Termination Groundwater Monitoring Program  
Second Semiannual Report of 2025**

December 2025



**SECOND SEMIANNUAL REPORT OF 2025**

**OLD BETHPAGE LANDFILL  
POST-TERMINATION GROUNDWATER MONITORING PROGRAM**

*Prepared for:*

**TOWN OF OYSTER BAY  
DEPARTMENT OF PUBLIC WORKS  
NASSAU COUNTY, NEW YORK**



*Prepared by:*

**D&B ENGINEERS AND ARCHITECTS  
WOODBURY, NEW YORK**



**DECEMBER 2025**

**SECOND SEMIANNUAL REPORT OF 2025  
 OLD BETHPAGE LANDFILL  
 POST-TERMINATION GROUNDWATER MONITORING PROGRAM**

TABLE OF CONTENTS

<u>Section</u>	<u>Title</u>	<u>Page</u>
<b>1.0</b>	<b>INTRODUCTION.....</b>	<b>1-1</b>
<b>2.0</b>	<b>COMPLETED SCOPE OF WORK.....</b>	<b>2-1</b>
2.1	Groundwater Sampling Procedures .....	2-1
2.2	Sample Analyses.....	2-3
<b>3.0</b>	<b>DISCUSSION OF RESULTS .....</b>	<b>3-1</b>
3.1	Data Validation .....	3-1
3.2	Groundwater Results.....	3-2
	3.2.1 Volatile Organic Compounds .....	3-3
	3.2.2 Inorganic Parameters .....	3-3
	3.2.3 Leachate Indicators .....	3-4
3.3	Historical Groundwater Trends.....	3-4
	3.3.1 Volatile Organic Compounds .....	3-5
	3.3.2 Inorganic Parameters .....	3-6
	3.3.3 Leachate Indicators .....	3-6
<b>4.0</b>	<b>CONCLUSIONS .....</b>	<b>4-1</b>

**List of Appendices**

---

Groundwater Sampling Logs .....	A
Chain of Custody Forms .....	B
Data Validation Checklist.....	C
Laboratory Data Reports.....	D
Post-Termination Historical Groundwater Trend Graphs.....	E
Previously Collected Post-Termination Groundwater Monitoring Data .....	F

## TABLE OF CONTENTS (continued)

### List of Figures

---

- 1 Groundwater Monitoring Well Location Map
- 2 Volatile Organic Compound Concentrations Detected Above Groundwater Quality Standards/Guidance Values, 2024 – 2025
- 3 Total and Dissolved Metal Concentrations Detected Above Groundwater Quality Standards/Guidance Values, 2024 – 2025
- 4 Leachate Indicator Concentrations Detected Above Groundwater Quality Standards/Guidance Values, 2024 – 2025

### List of Tables

---

- 1 Volatile Organic Compounds, October 2025
- 2 Total and Dissolved Metals, October 2025
- 3 Leachate Indicator Parameters, October 2025

## 1.0 INTRODUCTION

This Second Semiannual Report of 2025 was prepared at the request of the Town of Oyster Bay to summarize and evaluate the data collected for the Post-Termination Groundwater Monitoring Program at the Old Bethpage Landfill. The monitoring was completed in accordance with the requirements of the Protocols for Sampling Groundwater under the Old Bethpage Solid Waste Disposal Complex Remedial Action Plan (RAP) prepared by Geraghty & Miller, Appendix I of the 1988 Record of Decision (New York State Department of Environmental Conservation [NYSDEC] and the United States Environmental Protection Agency [USEPA]). The purpose of the Post-Termination Groundwater Monitoring Program is to assess whether the termination criteria set forth in the RAP continues to be met following shutdown of the recovery wells RW-1 and RW-2.

Note that this report describes the second semiannual groundwater sampling event of 2025 and is the eighteenth sampling round and report completed under the Post-Termination Groundwater Monitoring Program. In an October 7, 2016 letter, the NYSDEC approved the shutdown of recovery wells RW-1 and RW-2 and to enter Post-Termination Monitoring under the Final Consent Decree. As described in the NYSDEC letter, Post-Termination Monitoring was to be performed semi-annually for three years, for a total of six rounds. A Final Post Termination Groundwater Monitoring Report which summarized the initial six sampling rounds completed between 2017 and 2019 was prepared and submitted to the NYSDEC in March 2020. This final report evaluated whether the termination criteria described in Appendix A, Section III of the Consent Decree have been met. The findings of this report indicate that the termination criteria have sufficiently been met and there is no benefit in continuing the operation of recovery wells RW-1 and RW-2 and it was recommended that these wells remain shut down. Absent receipt of a formal response from NYSDEC upon review of the report, the Town has been continuing with current protocols. This eighteenth sampling round will serve as a continuation of the Post Termination Monitoring period. As further elaborated in Section 4.0 of this report, the Town intends to terminate further groundwater monitoring at the Old Bethpage Landfill based on the determination of the Final Post Termination Groundwater Monitoring Report submitted in March 2020 and 18 post termination sampling rounds completed to date.

## 2.0 COMPLETED SCOPE OF WORK

The scope of work for the Post-Termination Groundwater Monitoring Program includes the sampling of 12 groundwater monitoring wells as described below. It should be noted that at the time of this sampling event groundwater monitoring well MW-06A had an insufficient volume of water within the well and therefore could not be purged or sampled. In accordance with the October 7, 2016 letter from the NYSDEC, hydraulic monitoring is not a Town responsibility under this program, including the collection of synoptic water levels and mapping of groundwater flow.

### 2.1 Groundwater Sampling Procedures

In accordance with the October 7, 2016 letter from the NYSDEC, monitoring wells LF-1, LF-2, MW-05B, MW-06B, MW-06C, MW-06E, MW-06F, MW-08A, MW-08B, MW-09B, MW-09C and OBS-1 were sampled during the period between October 21, 24, 27, 28 and 29, 2025 as part of the second semiannual groundwater sampling event. The locations of these monitoring wells are depicted in **Figure 1**.

Prior to collecting groundwater samples, eight monitoring wells (OBS-1, MW-05B, MW-06C, MW-06F, MW-08A, MW-08B, MW-09B and MW-09C) were purged to remove standing water in the well. Well purging was accomplished by first measuring the static water level in the well and calculating the volume of standing water. These monitoring wells were purged utilizing a non-dedicated submersible pump, with the pump intake placed just below (approximately 5 feet) the static water level in each well. All down-well equipment was decontaminated before use and after sampling each well.

Field measurements of pH, temperature, specific conductivity, turbidity, dissolved oxygen and oxidation-reduction potential (ORP) were observed and recorded during the purging process. When the values of the field parameters stabilized within 10%, the turbidity of the groundwater was less than 50 Nephelometric Turbidity Units (NTUs) and at least three well volumes had been removed, well purging was considered complete.

After purging was complete, the flow rate for the submersible pump was reduced, and groundwater samples were collected at a low flow rate of approximately 1,000 ml/minute or less directly from the pump discharge tubing. Samples for volatile organic compounds (VOC) analysis were collected first, followed by other parameters (i.e., metals and leachate indicators).

It should be noted that the Second Semiannual Post Termination sampling event for 2025 was completed concurrently with a separate but related sampling event associated with emerging contaminants. As a result, the remaining four monitoring wells (LF-1, LF-2, MW-06B and MW-06E) were purged and sampled using low flow sampling protocols in accordance with LKB's Emerging Contaminant Sampling Work Plan, dated January 24, 2025. A PFAS-free bladder pump equipped with dedicated high-density polyethylene (HDPE) tubing and disposable bladder was used to purge and collect the groundwater samples from these four wells.

During purging activities for these monitoring wells, the purge rate was kept to 500 milliliters per minute (ml/m) or less. A minimum of two times the volume of the discharge tubing was purged prior to recording any field parameters. Upon removal of the minimum purge volume at each well location, field quality parameters were then monitored and recorded for temperature, specific conductivity, pH, oxidation-reduction potential [ORP], turbidity and dissolved oxygen [DO]. These field parameters were measured at approximately ten-minute intervals utilizing a Horbia water quality meter and flow through cell. After the field parameters had stabilized within the required variance for each parameter, as specified for USEPA low flow purging requirements, well purging was considered complete. The dedicated HDPE tubing was then disconnected from the Horbia flow through cell and groundwater samples were collected directly from the tubing into pre-cleaned, pre-preserved, laboratory-supplied bottles. All non-dedicated down-well equipment was decontaminated before use and after sampling each well.

Field observations and measurements were documented for each groundwater sample on the well sampling logs, provided in **Appendix A**. Each sample was labeled with the well number, time and date, and stored in an ice-filled cooler with the chain of custody forms. Groundwater samples were delivered to the laboratory either on the day of collection or the following morning. Quality Assurance/Quality Control (QA/QC) samples were also collected and analyzed, including

one field blank, one field duplicate, and daily trip blanks. Daily trip blank samples accompanied all laboratory sample coolers. The chain of custody forms are provided in **Appendix B**.

## **2.2 Sample Analyses**

Groundwater samples collected during the second semiannual groundwater sampling event of 2025 from the monitoring wells were analyzed for VOCs, total and dissolved metals, and leachate indicators. Laboratory analyses were performed by Pace Analytical Laboratories, located in Melville, New York (Pace Analytical). This laboratory is approved under the New York State Department of Health Environmental Laboratory Approval Program (ELAP) for the analyses performed. Filtering of the samples for dissolved metals analysis was performed in the field using in-line 0.45-micron disposable filters.

The analytical results are summarized in **Table 1** for VOCs, **Table 2** for total and dissolved metals and **Table 3** for leachate indicators. The results are discussed below in **Section 3.0**.

## 3.0 DISCUSSION OF RESULTS

### 3.1 Data Validation

Twelve (12) groundwater samples, one field duplicate, one field blank and five trip blanks were collected as part of the second semiannual groundwater sampling event of 2025 performed at the Old Bethpage Landfill under the Post-Termination Groundwater Monitoring Program. All samples were analyzed for VOCs, total and dissolved metals, and leachate indicators. Sample analysis was performed in accordance with SW-846 methods. The laboratory analysis was performed by Pace Analytical Laboratories, located in Melville, New York, and was reported in data packages 70386899, 703887674, and 70387947.

The data packages submitted by the analytical laboratory were validated in accordance with NYSDEC quality assurance/quality control (QA/QC) requirements. The Data Validation Checklists are provided in **Appendix C**. The laboratory data package is provided in **Appendix D**. The following qualification of the data was required based on the findings of the data validation:

- Metals were detected in the field blank or method blank. The following were qualified as non-detect (UB): total aluminum in samples MW-09C, MW-09B, and MW-05B; total mercury, in all samples in data package 70386899 and samples MW-08A, MW-08B, and MW-06C; dissolved mercury in all samples in data package 70386899 and samples MW-08B, LF-1, MW-6E, and MW-6F; dissolved aluminum in all samples in data package 70386899 and samples MW-08A and MW-08B; and total iron in sample MW-06F.
- The percent recoveries (%R's) were above the QC limits in the spike for dissolved calcium and dissolved manganese associated with all samples in data packages 70386899 and 70387674 and sample MW-06F; and total potassium associated with samples MW-09C, MW-09B, and MW-05B. These parameters in the associated samples were detected and qualified as estimated bias high (JH).
- The serial dilution %Ds were above the QC limits for selected metals. The following were qualified as estimated (J): total aluminum in sample OBS-1; total sodium in samples OBS-1, MW-09C, and MW-09B; and total calcium, magnesium, and sodium associated with samples MW-06E, LF-2, LF-1, and Field Blank.
- Due to a laboratory oversight BOD was analyzed outside of holding time requirement for sample MW-09B and was qualified as an estimated limit (UJ).

- Due to a laboratory oversight the total hexavalent chromium was analyzed outside of 24-hour holding time requirement for samples FIELD BLANK\_10/29, LF-1, LF-2, and MW-06F. The hexavalent chromium results were qualified as an estimated limit (UJ) for samples FIELD BLANK\_10/29, LF-1, LF-2, and MW-06F.
- The following general chemistry parameters were detected in the field blank and were qualified as non-detect (UB): alkalinity, total (CaCO<sub>3</sub>) and alkalinity, bicarbonate in samples MW-05B, MW-08A, MW-08B, and MW-09B; nitrogen, kjeldahl, total in samples LF-1 and MW-06F; and nitrogen, ammonia in sample MW-08B, LF-1, and MW-09B.
- The MS %Rs were below the QC limits for alkalinity and carbonate associated with all samples in data packages 70387674 and 70387947 and samples MW-09B and MW-05B; nitrite associated with all samples in data package 70387947; phenolics associated with all samples in data package 70387674; and sulfate associated with all samples in data package 70386899. These compounds were qualified as an estimated limit (UJ) or estimated bias low (JL) in associated samples.

No other issues were found with the sample results, and all results are deemed valid and usable for environmental assessment purposes as qualified above.

### 3.2 Groundwater Results

The analytical results for the second semiannual groundwater sampling event of 2025 are summarized in **Table 1** for VOCs, **Table 2** for total and dissolved metals and **Table 3** for leachate indicators. Analytical parameters are compared to the NYSDEC Ambient Water Quality Standards and Guidance Values for Class GA groundwater (herein referred to as the Class GA groundwater standards and guidance values). Figures presenting exceedances of the Class GA groundwater standards and guidance values detected during the last four rounds of sampling are presented as **Figure 2** for VOCs, **Figure 3** for total and dissolved metals, and **Figure 4** for leachate indicators.

#### 3.2.1 Volatile Organic Compounds

VOCs were detected at concentrations above Class GA groundwater standards and guidance values in wells LF-2, MW-06C and MW-08A, as follows:

- Benzene was detected in LF-2 and MW-06C at concentrations of 2.4 ug/l and 2.1 ug/l, respectively, above the Class GA standard of 1 ug/l.
- Chlorobenzene was detected in MW-06C at a concentration of 6.9 ug/l, above the Class GA standard of 5 ug/l.
- Cis-1,2-dichloroethylene was detected in MW-08A at a concentration of 13.2 ug/l, above the Class GA standard of 5 ug/l.
- Isopropylbenzene (Cumene) was detected in LF-2 at a concentration of 6.3 ug/l, above the Class GA standard of 5 ug/l.
- Trichloroethylene (PCE) was detected in MW-08A at a concentration of 8.1 ug/l, above the Class GA standard of 5 ug/l.

### 3.2.2 Inorganic Parameters

Iron, manganese and sodium were detected above groundwater standards in either total and/or dissolved samples, as described below.

- Total iron was detected above the Class GA groundwater standard of 300 ug/l in 5 of the 12 groundwater monitoring wells (LF-1, LF-2, MW-06B, MW-06C and MW-06E), with concentrations ranging from 6,420 ug/l in LF-1 to a maximum concentration of 31,500 ug/l in MW-06E. Dissolved iron concentrations were lower in comparison to their respective total concentrations in the wells exhibiting exceedances of the groundwater standard.
- Total manganese was detected above the Class GA groundwater standard of 300 ug/l in 6 of the 12 groundwater monitoring wells (LF-1, MW-05B, MW-08B, MW-09B, MW-09C and OBS-1), with concentrations ranging from 402 ug/l in MW-09C to a maximum concentration of 2,800 ug/l in OBS-1. Dissolved manganese concentrations were lower in comparison to their respective total concentrations in the wells exhibiting exceedances of the groundwater standard.
- Total iron and total manganese was detected above the combined Class GA groundwater standard of 500 ug/l in 9 of the 12 groundwater wells (LF-1, LF-2, MW-05B, MW-06B, MW-06C, MW-06E, MW-08B, MW-09B and OBS-1), with concentrations ranging from 668 ug/l in MW-08B to a maximum concentration of 31,651 ug/l in MW-06E.
- Total sodium was detected above the Class GA groundwater standard of 20,000 ug/l in all groundwater monitoring wells except in well MW-08A. Sodium concentrations that exceeded the Class GA groundwater standard ranged from 48,000 ug/l in OBS-1 to a

maximum of 415,000 ug/l in LF-2. In general, dissolved sodium concentrations were similar to their respective total concentrations.

### 3.2.3 Leachate Indicators

Ammonia, chloride, total phenols, and total dissolved solids were detected above groundwater standards in the collected samples, as follows:

- Ammonia was detected above the Class GA groundwater standard of 2 mg/l in 6 of the 12 groundwater monitoring wells (LF-2, MW-06B, MW-06C, MW-06E, MW-09C and OBS-1) with concentrations ranging from 2.6 mg/l in MW-09C to a maximum of 129 mg/l in LF-2.
- Chloride was detected above the Class GA groundwater standard of 250 mg/l in 2 of the 12 groundwater monitoring wells, with a concentration of 330 mg/l in LF-2 and 553 mg/l in OBS-1.
- Total phenols were detected above the Class GA groundwater standard of 0.001 mg/l in 6 of the 12 groundwater monitoring wells (LF-2, MW-06C, MW-06E, MW-08B, MW-09C and OBS-1), with a concentration of 0.005 mg/l in MW-06C and MW-09B to a maximum of 0.022 mg/l in OBS-1.
- Total dissolved solids (TDS) were detected above the Class GA groundwater standard of 500 mg/l in 4 of the 12 groundwater monitoring wells (LF-1, LF-2, MW-06C and MW-06F), with concentrations ranging from 694 mg/l in LF-1 to a maximum of 1,540 mg/l at LF-2.

## 3.3 **Historical Groundwater Trends**

Since the objective of the Post-Termination monitoring period (2017 through present) is to assess the impacts of ceasing operation of recovery wells RW-1 and RW-2 (well pumps are out of service but the wells remain in place for potential future use), D&B performed an interim trend analysis using the results from the eighteen post-termination groundwater rounds, as well as for comparison purposes, six existing rounds of operational monitoring conducted in calendar years 2015 and 2016. As part of evaluating changes in groundwater quality during the time period described above, historical graphs depicting trend lines have been prepared for total volatile organic compounds (TVOCs), inorganic parameters and leachate indicators. These graphs are

presented in **Appendix E**. It should be noted that for inorganic parameters and leachate indicators, historical graphs and trend lines were prepared for selected constituents which have exhibited concentrations exceeding NYSDEC Class GA groundwater standards or guidance values. Previously collected post-termination groundwater data is provided in **Appendix F**. The following provides a brief discussion of the trend analysis.

### 3.3.1 Volatile Organic Compounds

Based on a review of the data, 8 of the 13 monitoring wells, MW-05B, MW-06A, MW-06E, MW-06F, MW-08B, MW-09B, MW-09C and OBS-1, in general have shown relatively stable concentrations of TVOCs since ceasing operation of the recovery wells RW-1 and RW-2. Monitoring well LF-1 exhibited an increase in VOC concentrations in 2021-2022 which has since quickly decreased. Since May of 2023, which includes the last four rounds of sampling, TVOCs in LF-1 were detected at 3 ug/l or less. TVOCs in well LF-2 range from non-detect to a maximum of 28 ug/l detected in May 2021. During this sampling event TVOCs in LF-2 (15.1 ug/l) remain within the range of historical post termination sampling results (2017-present), for this well. TVOCs detected in monitoring wells MW-06C and MW-06B, in general have shown a slight increasing trend. However, TVOC concentrations detected in monitoring well MW-06B during the October 2025 sampling event, showed a decline in TVOCs. from 11.8 ug/l (May 2025) to 3.8 ug/l. It should be noted that TVOCs detected in MW-06B have been declining for the past several rounds. TVOCs in well MW-06C exhibited a small increase from 8.3 ug/l (May 2025) to 14.2 ug/l in October 2025. In general, TVOC concentrations in MW-08A had been increasing until the October 2020 sampling event, after which an overall decreasing trend has been observed towards the end of 2023, after which TVOC concentrations have been generally decreasing or stable. It should be noted that the increasing TVOC trend denoted in MW-08A is most likely due to the former Claremont Polychemical Site and not related to the landfill.

### 3.3.2 Inorganic Parameters

Historical graphs and trend lines have been established for the following inorganic parameters: iron, manganese, and sodium. In general, these parameters exhibited either a decreasing or flat trend in all or nearly all of the wells, with the exception of the following:

- Wells MW-06B and MW-06E show a slight increasing trend in iron concentrations since the Fall of 2021
- Well MW-06F shows a slight increasing trend in sodium concentrations since the Fall of 2018.

It should be noted that iron, manganese and sodium are naturally occurring in the groundwater aquifers on Long Island and these concentrations detected in the monitoring wells downgradient of the Landfill should not impose a significant concern for the groundwater quality.

### 3.3.3 Leachate Indicators

Historical graphs and trend lines have been established for the following leachate indicators: ammonia, chloride, total phenols, and total dissolved solids. In general, these leachate indicators exhibited either a decreasing or relatively flat trend in the majority of the wells, with the exception of the following:

- Well LF-2 shows a relatively slight increasing trend in ammonia concentrations mostly due to a spike in concentration observed during the May 2022 sampling event.
- Well MW-06F shows an increasing trend in chloride concentrations.
- Well OBS-1 has recently exhibited total phenol concentrations below the groundwater standard of 0.001 mg/l. However, in October 2025 total phenol was detected at a concentration of 0.022 mg/l.
- Wells MW-06C and MW-06F show slight increasing trends in total dissolved solids.

## 4.0 CONCLUSIONS

The following conclusions are made based on the above information:

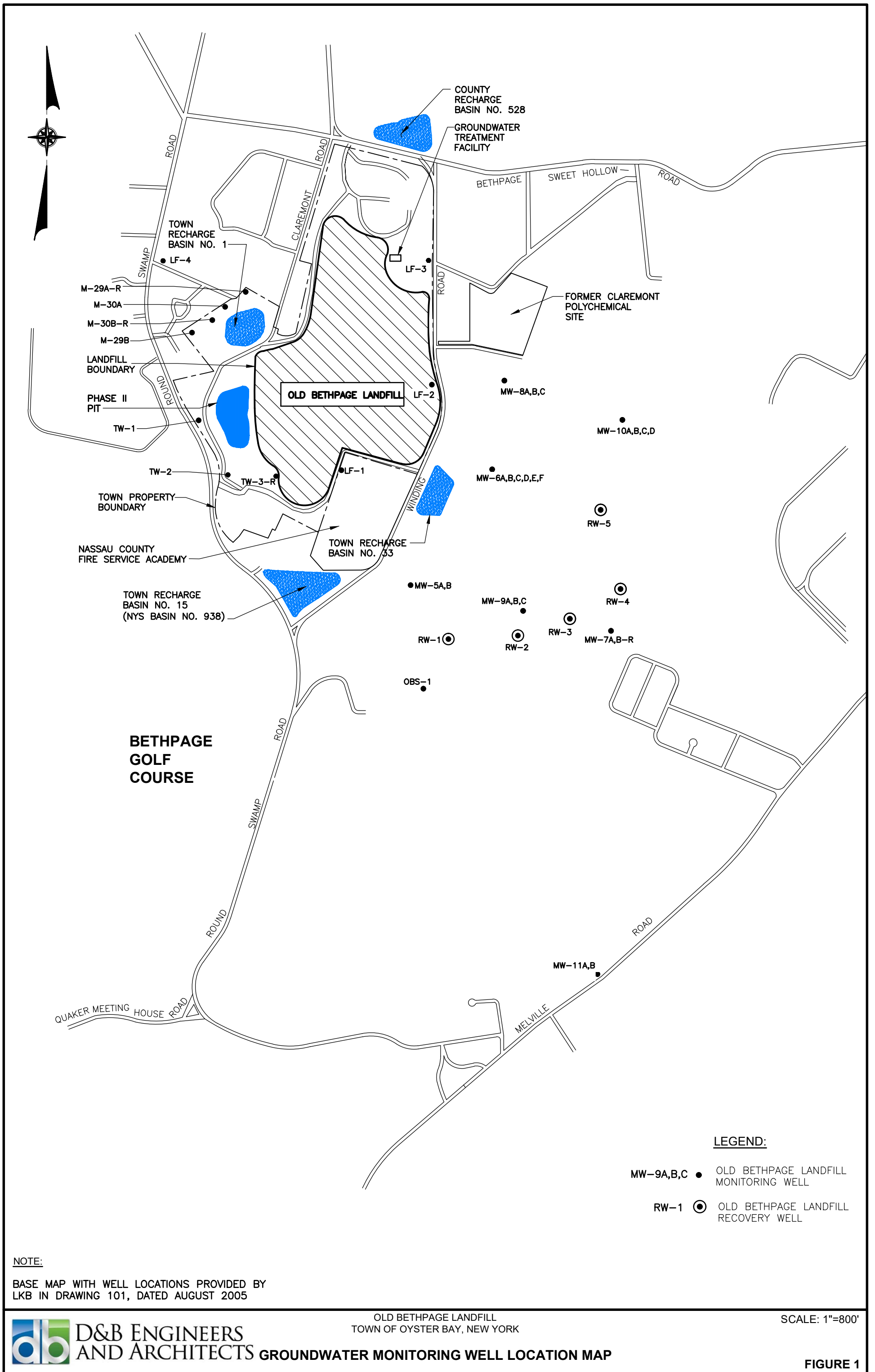
- Overall, the results of the second semiannual 2025 sampling event (eighteenth round) of post-termination monitoring are, in general, consistent with the results from the prior post-termination rounds, except where noted below.
- Landfill related impacts (iron, manganese, and sodium) continue to be evident in well LF-1, as well as in well LF-2 (iron, sodium, ammonia, chloride, and total dissolved solids).
- Although wells LF-1 and LF-2 are both located on the downgradient boundary of the landfill, well LF-1 exhibits far less landfill-related impacts (i.e., leachate indicators) in comparison to well LF-2. This is attributed to the fact that well LF-1 is located downgradient of the newer portion of the landfill, which is partially lined, whereas well LF-2 is located downgradient of the older unlined portion of the landfill that is primarily composed of ash.
- It should be noted that cluster 6, which has historically exhibited the most landfill-related impacts of the monitoring wells, are located downgradient of the older, unlined portion of the landfill. Wells MW-06B, MW-06C, MW-06E and MW-06F, which show landfill related impacts are screened at depths that most likely intercept the off-site landfill plume.
- With respect to landfill-related VOCs, (i.e., aromatic hydrocarbon) benzene slightly exceeded the Class GA groundwater standard in LF-2 and MW-06C. Isopropylbenzene exceeded the Class GA groundwater standard in LF-2. Chlorobenzene exceeded the Class GA groundwater standard in MW-06C.
- Regarding chlorinated solvents, PCE and Cis-1,2-Dichloroethylene were detected above their respective groundwater standard in downgradient well MW-08A. These VOCs are most likely attributed to residual contamination from the former Claremont Polychemical Site, which is located directly upgradient of this water-table zone well. Chlorinated solvents associated with the former Claremont Polychemical Site have been historically detected in this well.
- Based on the findings from the Post-Termination semiannual groundwater sampling conducted during the past 6 years (12 sampling events), there were no significant adverse changes in groundwater quality relative to VOCs following the shutdown of recovery wells RW-1 and RW-2 and the conclusions of the Final Post Termination Groundwater Monitoring Program Report submitted to NYSDEC in March 2020 remain valid. The groundwater data suggests that any further improvements to groundwater quality would be minimal from the operation of recovery wells RW-1 and RW-2 and ongoing monitoring would provide limited benefit.

During the past 6 years, five of the 13 Post Termination Groundwater Monitoring Wells exhibited VOC concentrations that exceeded Class GA standards/guidance values on more than one occasion. These five wells included LF-1, LF-2, MW-06B, MW-06C and MW-08A. The data for wells LF-2, MW-06B and MW-06C are characterized by low total VOC concentrations generally consisting of benzene-containing compounds (i.e. aromatic hydrocarbons). The data for well MW-08A is characterized by total VOC concentrations consisting of chlorinated solvents, Cis-1,2-Dichlorethylene and PCE. As noted above, chlorinated VOCs in this well are most likely attributed to residual contamination from the former Claremont Polychemical Site. The data for well LF-1 also exhibited a chlorinated solvent (TCE). It should be noted that TCE exceeded the groundwater standard for well LF-1 during the Fall of 2021, Spring of 2022 and Fall of 2022. As previously reported, the detection of TCE in LF-1 is not likely landfill-related and may be the result of prior discharge of partially treated Claremont plume water to Recharge Basin Number 1.

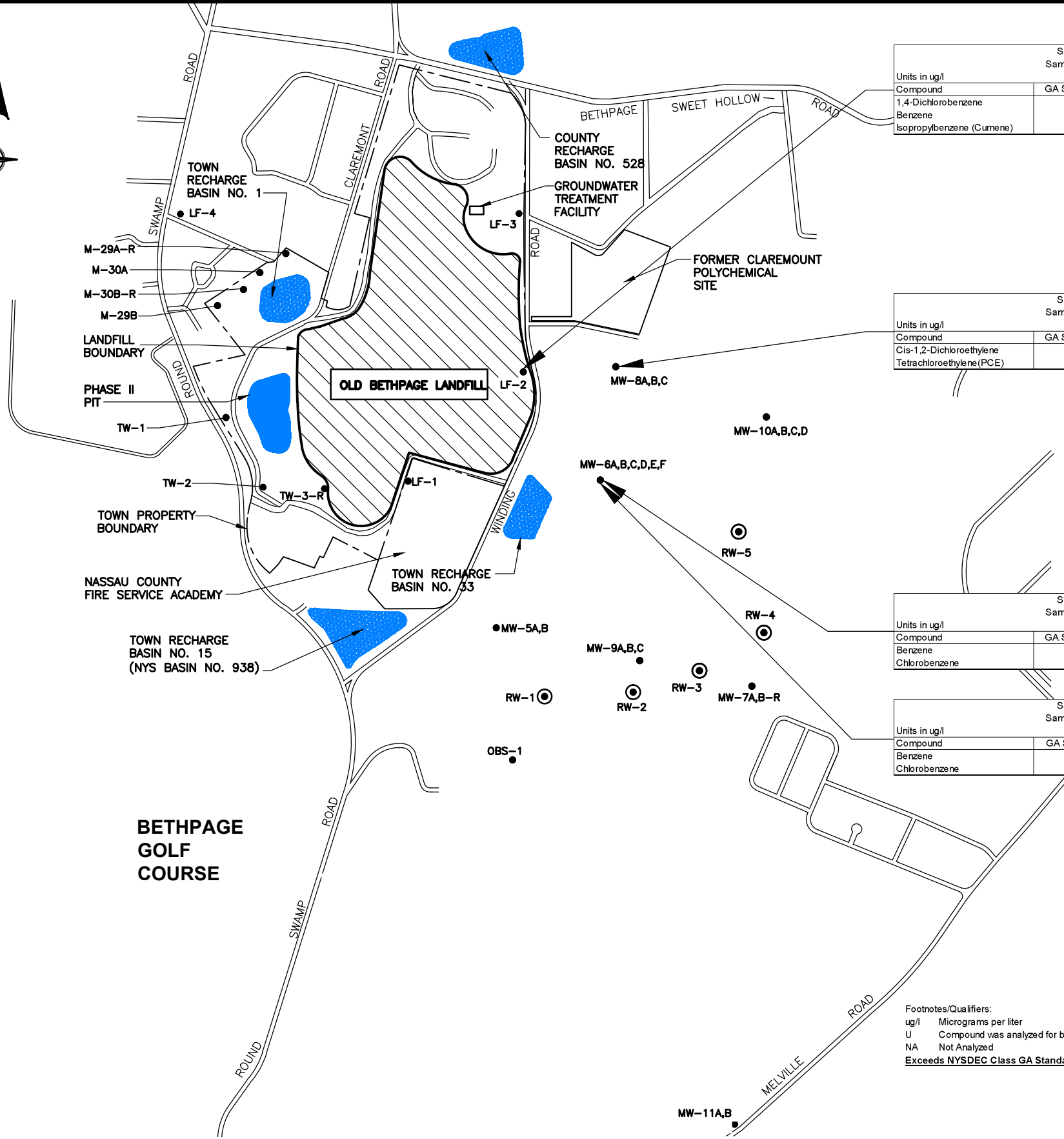
Overall, landfill-related groundwater contamination has continued to be evident downgradient of the landfill, in the general vicinity of wells LF-2 and well cluster 6. It should be noted that although these wells had individual VOCs that slightly-marginally exceeded their respective groundwater standards, TVOCs in these wells were well below the Remedial Action Plan (RAP) Standard Guideline Values (SGV) cleanup objective for TVOCs of 50 ug/l. Based on the above findings, the Town intends to terminate the groundwater sampling program stipulated in the RAP and continue to keep RW-1 and RW-2 shut down (offline) from the existing groundwater treatment system, as there appears to be no benefit in the operation of these recovery wells.

## FIGURES

J:\\_WaterSupply\3617 (TOB Groundwater Monitoring)\2017\Landfill\_Sampling 1Q 2017\3617-C-well location map fig 1.dwg, Layout1, 12/27/2022 3:45:45 PM, droot



F:\3617\3617-10\dwg\3617-10-C-PL01.dwg, VOCs, 12/29/2025 12:02:08 PM, zkaplani



Units in ug/l	Sample ID	LF-2	LF-2	LF-2	LF-2
Compound	Sample Date	6/4/24	11/4/24	5/28/25	10/28/25
1,4-Dichlorobenzene	GA ST/GV	3.4	2.6	3	2.4
Benzene	1	2.9	2.3	3.1	2.4
Isopropylbenzene (Cumene)	5	7.5	4.1	9.6	6.3

Units in ug/l	Sample ID	MW-08A	MW-08A	MW-08A	MW-08A
Compound	Sample Date	6/3/24	10/31/24	5/28/25	10/24/25
Cis-1,2-Dichloroethylene	GA ST/GV	5	10.5	11.1	10.4
Tetrachloroethylene (PCE)	5	5.1	7.1	7.8	8.1

Units in ug/l	Sample ID	MW-06B	MW-06B	MW-06B	MW-06B
Compound	Sample Date	6/3/24	11/1/24	5/29/25	10/27/25
Benzene	GA ST/GV	1	1.2	U	0.96
Chlorobenzene	5	13.6	11.5	8.4	2.7

Units in ug/l	Sample ID	MW-06C	MW-06C	MW-06C	MW-06C
Compound	Sample Date	5/30/24	11/1/24	5/29/25	10/27/25
Benzene	GA ST/GV	1	0.59	U	1.1
Chlorobenzene	5	1.7	2.1	4	6.9

**NOTE:**

BASE MAP WITH WELL LOCATIONS PROVIDED BY LKB IN DRAWING 101, DATED AUGUST 2005

Footnotes/Qualifiers:  
 ug/l Micrograms per liter  
 U Compound was analyzed for but not detected  
 NA Not Analyzed  
 Exceeds NYSDEC Class GA Standard or Guidance Value

**LEGEND:**

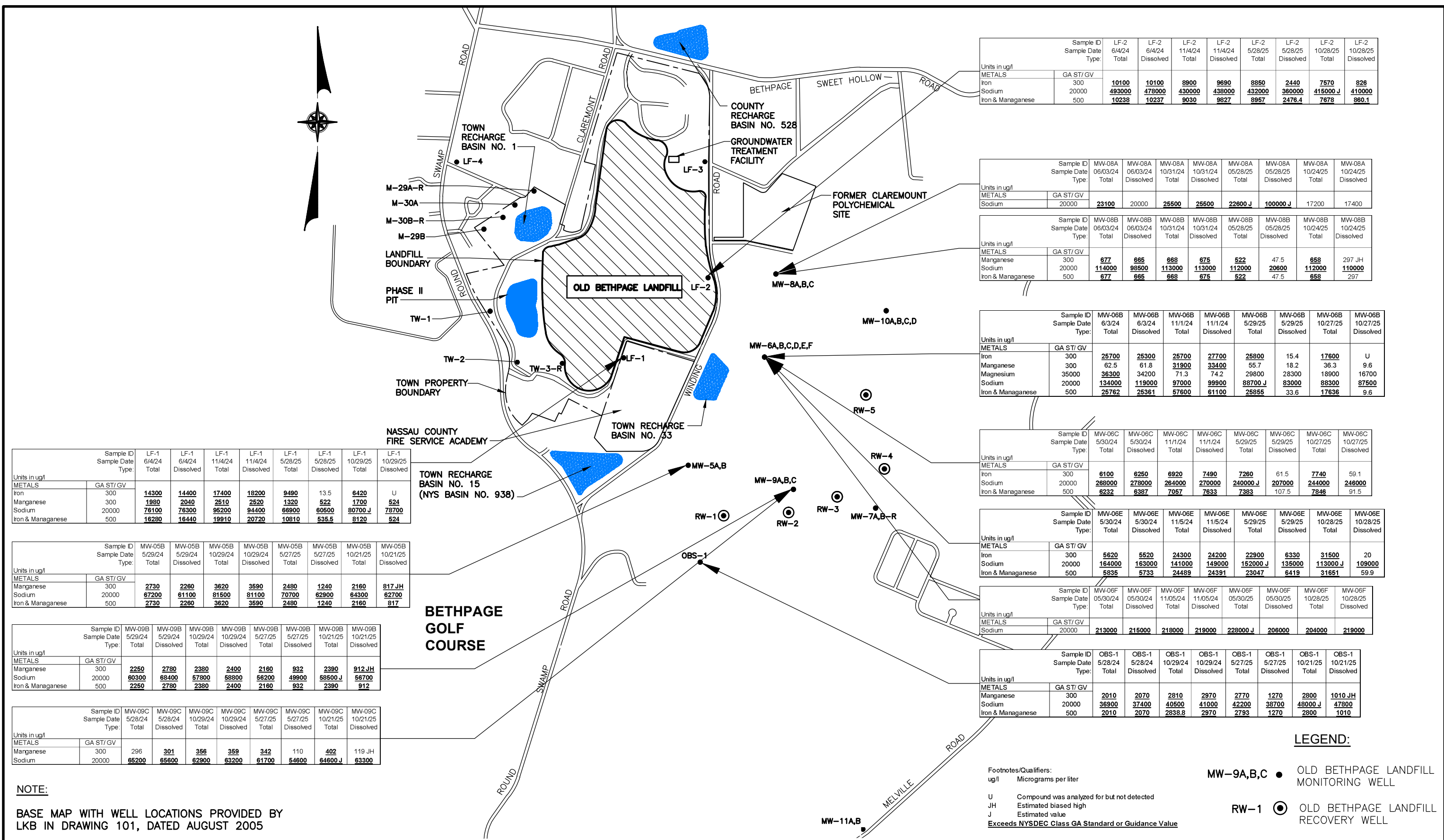
- MW-9A,B,C ● OLD BETHPAGE LANDFILL MONITORING WELL
- RW-1 ● OLD BETHPAGE LANDFILL RECOVERY WELL



OLD BETHPAGE LANDFILL  
 TOWN OF OYSTER BAY, NEW YORK  
**VOLATILE ORGANIC COMPOUND**  
**CONCENTRATIONS DETECTED ABOVE GROUNDWATER**  
**QUALITY STANDARDS/GUIDANCE VALUES 2024 - 2025**

SCALE: 1"=900'

**FIGURE 2**



Sample ID	Sample Date	Type	LF-2 6/4/24 Total	LF-2 6/4/24 Dissolved	LF-2 11/4/24 Total	LF-2 11/4/24 Dissolved	LF-2 5/28/25 Total	LF-2 5/28/25 Dissolved	LF-2 10/28/25 Total	LF-2 10/28/25 Dissolved
GA ST/GV	300		10100	10100	8900	9690	8850	2440	7570	826
METALS Iron	20000		493000	478000	430000	438000	432000	360000	415000 J	410000
Sodium	500		10238	10237	9030	9827	8957	2476.4	7678	860.1
Iron & Manganese										

Sample ID	Sample Date	Type	MW-08A 06/03/24 Total	MW-08A 06/03/24 Dissolved	MW-08A 10/31/24 Total	MW-08A 10/31/24 Dissolved	MW-08A 05/28/25 Total	MW-08A 05/28/25 Dissolved	MW-08A 10/24/25 Total	MW-08A 10/24/25 Dissolved
GA ST/GV	20000		23100	20000	25500	25500	22600 J	100000 J	17200	17400
METALS Sodium										

Sample ID	Sample Date	Type	MW-08B 06/03/24 Total	MW-08B 06/03/24 Dissolved	MW-08B 10/31/24 Total	MW-08B 10/31/24 Dissolved	MW-08B 05/28/25 Total	MW-08B 05/28/25 Dissolved	MW-08B 10/24/25 Total	MW-08B 10/24/25 Dissolved
GA ST/GV	300		677	665	668	675	522	47.5	658	297 JH
METALS Manganese	20000		114000	98500	113000	113000	112000	20600	112000	110000
Sodium	500		677	665	668	675	522	47.5	658	297
Iron & Manganese										

Sample ID	Sample Date	Type	MW-06B 6/3/24 Total	MW-06B 6/3/24 Dissolved	MW-06B 11/1/24 Total	MW-06B 11/1/24 Dissolved	MW-06B 5/29/25 Total	MW-06B 5/29/25 Dissolved	MW-06B 10/27/25 Total	MW-06B 10/27/25 Dissolved
GA ST/GV	300		25700	25300	25700	27700	25800	15.4	17600	U
METALS Iron	300		62.5	61.8	31900	33400	55.7	18.2	36.3	9.6
Manganese	35000		36300	34200	71.3	74.2	29800	28300	18900	16700
Magnesium	20000		134000	119000	97000	99900	88700 J	83000	88300	87500
Sodium	500		25762	25361	57600	61100	25855	33.6	17636	9.6
Iron & Manganese										

Sample ID	Sample Date	Type	MW-06C 5/30/24 Total	MW-06C 5/30/24 Dissolved	MW-06C 11/1/24 Total	MW-06C 11/1/24 Dissolved	MW-06C 5/29/25 Total	MW-06C 5/29/25 Dissolved	MW-06C 10/27/25 Total	MW-06C 10/27/25 Dissolved
GA ST/GV	300		6100	6250	6920	7490	7260	61.5	7740	U
METALS Iron	20000		289000	278000	264000	270000	240000 J	207000	244000	246000
Sodium	500		6232	6387	7057	7633	7382	107.5	7846	91.5
Iron & Manganese										

Sample ID	Sample Date	Type	MW-06E 5/30/24 Total	MW-06E 5/30/24 Dissolved	MW-06E 11/5/24 Total	MW-06E 11/5/24 Dissolved	MW-06E 5/29/25 Total	MW-06E 5/29/25 Dissolved	MW-06E 10/28/25 Total	MW-06E 10/28/25 Dissolved
GA ST/GV	300		5620	5520	24300	24200	22900	6330	31500	20
METALS Iron	20000		164000	163000	141000	149000	152000 J	135000	113000 J	109000
Sodium	500		5835	5733	24489	24391	23047	6419	31651	59.9
Iron & Manganese										

Sample ID	Sample Date	Type	MW-06F 05/30/24 Total	MW-06F 05/30/24 Dissolved	MW-06F 11/05/24 Total	MW-06F 11/05/24 Dissolved	MW-06F 05/30/25 Total	MW-06F 05/30/25 Dissolved	MW-06F 10/28/25 Total	MW-06F 10/28/25 Dissolved
GA ST/GV	20000		213000	215000	218000	219000	228000 J	206000	204000	219000
METALS Sodium										

Sample ID	Sample Date	Type	OBS-1 5/28/24 Total	OBS-1 5/28/24 Dissolved	OBS-1 10/29/24 Total	OBS-1 10/29/24 Dissolved	OBS-1 5/27/25 Total	OBS-1 5/27/25 Dissolved	OBS-1 10/21/25 Total	OBS-1 10/21/25 Dissolved
GA ST/GV	300		2010	2070	2810	2970	2770	1270	2800	1010 JH
METALS Manganese	20000		36900	37400	40500	41000	42200	38700	48000 J	47800
Sodium	500		2010	2070	2838.8	2970	2793	1270	2800	1010
Iron & Manganese										

**LEGEND:**

- Footnotes/Qualifiers:  
ug/l Micrograms per liter
- U Compound was analyzed for but not detected
- JH Estimated biased high
- J Estimated value
- Exceeds NYSDEC Class GA Standard or Guidance Value
- MW-9A,B,C • OLD BETHPAGE LANDFILL MONITORING WELL
- RW-1 ● OLD BETHPAGE LANDFILL RECOVERY WELL

Sample ID	Sample Date	Type	LF-1 6/4/24 Total	LF-1 6/4/24 Dissolved	LF-1 11/4/24 Total	LF-1 11/4/24 Dissolved	LF-1 5/28/25 Total	LF-1 5/28/25 Dissolved	LF-1 10/29/25 Total	LF-1 10/29/25 Dissolved
GA ST/GV	300		14300	14400	17400	18200	9490	13.5	6420	U
METALS Iron	300		1980	2040	2510	2520	522	1700	524	
Manganese	20000		76100	76300	95200	94400	86900	60500	80700 J	78700
Sodium	500		16280	16440	19910	20720	10810	535.5	8120	524
Iron & Manganese										

Sample ID	Sample Date	Type	MW-05B 5/29/24 Total	MW-05B 5/29/24 Dissolved	MW-05B 10/29/24 Total	MW-05B 10/29/24 Dissolved	MW-05B 5/27/25 Total	MW-05B 5/27/25 Dissolved	MW-05B 10/21/25 Total	MW-05B 10/21/25 Dissolved
GA ST/GV	300		2730	2260	3620	3590	2480	1240	2160	817 JH
METALS Manganese	20000		67200	61100	81500	81100	70700	62900	64300	62700
Sodium	500		2730	2260	3620	3590	2480	1240	2160	817
Iron & Manganese										

Sample ID	Sample Date	Type	MW-09B 5/29/24 Total	MW-09B 5/29/24 Dissolved	MW-09B 10/29/24 Total	MW-09B 10/29/24 Dissolved	MW-09B 5/27/25 Total	MW-09B 5/27/25 Dissolved	MW-09B 10/21/25 Total	MW-09B 10/21/25 Dissolved
GA ST/GV	300		2250	2780	2380	2400	2160	932	2390	912 JH
METALS Manganese	20000		60300	68400	57800	58800	56200	49900	58500 J	56700
Sodium	500		2250	2780	2380	2400	2160	932	2390	912
Iron & Manganese										

Sample ID	Sample Date	Type	MW-09C 5/28/24 Total	MW-09C 5/28/24 Dissolved	MW-09C 10/29/24 Total	MW-09C 10/29/24 Dissolved	MW-09C 5/27/25 Total	MW-09C 5/27/25 Dissolved	MW-09C 10/21/25 Total	MW-09C 10/21/25 Dissolved
GA ST/GV	300		296	301	356	359	342	110	402	119 JH
METALS Manganese	20000		65200	65600	62900	63200	61700	54600	64600 J	63300
Sodium	500		296	301	356	359	342	110	402	119
Iron & Manganese										

**NOTE:**  
BASE MAP WITH WELL LOCATIONS PROVIDED BY LKB IN DRAWING 101, DATED AUGUST 2005

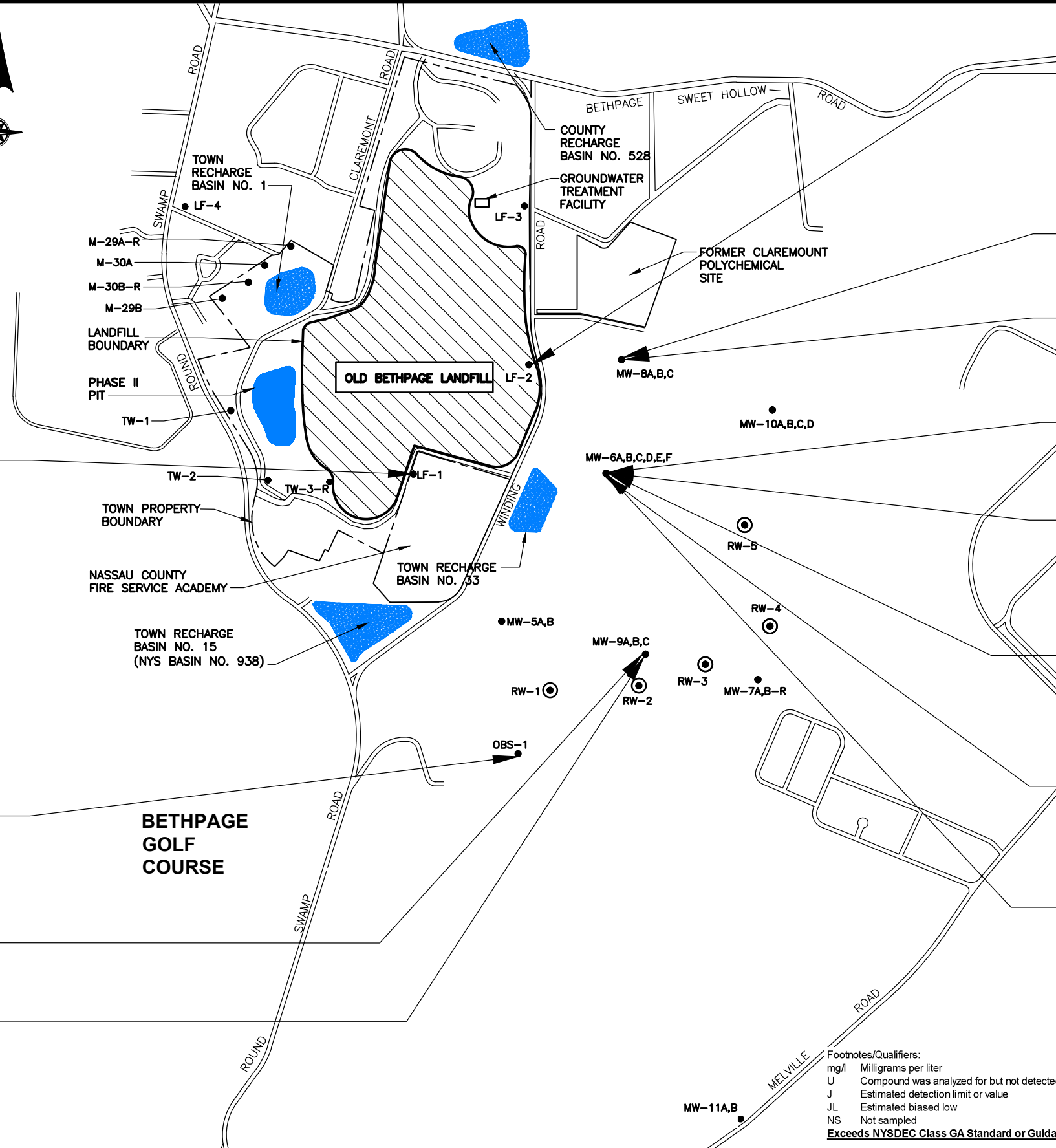
OLD BETHPAGE LANDFILL  
TOWN OF OYSTER BAY, NEW YORK  
TOTAL AND DISSOLVED METAL  
CONCENTRATIONS DETECTED ABOVE GROUNDWATER  
QUALITY STANDARDS/GUIDANCE VALUES 2024-2025

SCALE: 1"=900'



FIGURE 3

F:\3617\3617-10\dwg\3617-10-C-PL03.dwg, LEACHATE, 12/29/2025 12:02:37 PM, zkaplani



Sample ID	Sample Date	LF-1	LF-1	LF-1	LF-1
Sample ID	Sample Date	06/04/24	11/04/24	05/28/25	10/29/25
Units in mg/l					
LEACHATE INDICATORS	GA ST/ GV				
Phenolics, Total	0.001	<u>0.0117</u>	<u>0.008</u>	U	U
Total Dissolved Solids	500	300	413	228	<b>694</b>

Sample ID	Sample Date	OBS-1	OBS-1	OBS-1	OBS-1
Sample ID	Sample Date	05/28/24	10/31/24	05/27/25	10/21/25
Units in mg/l					
LEACHATE INDICATORS	GA ST/ GV				
Chloride	250	41.5	47.2	<u>292</u>	67.4
Nitrogen, Ammonia	2	<u>13</u>	<u>10</u>	<u>12.4 JH</u>	<u>11.7</u>
Phenolics, Total	0.001	U	U	U	<b>0.022</b>

Sample ID	Sample Date	MW-09B	MW-09B	MW-09B	MW-09B
Sample ID	Sample Date	05/29/24	10/29/24	05/27/25	10/21/25
Units in mg/l					
LEACHATE INDICATORS	GA ST/ GV				
Phenolics, Total	0.001	U	U	U	<b>0.005 J</b>

Sample ID	Sample Date	MW-09C	MW-09C	MW-09C	MW-09C
Sample ID	Sample Date	05/28/24	10/29/24	05/27/25	10/21/25
Units in mg/l					
LEACHATE INDICATORS	GA ST/ GV				
Nitrogen, Ammonia	2	<b>3.9</b>	1.7	<b>2.5 JH</b>	<b>2.6</b>

**NOTE:**  
 BASE MAP WITH WELL LOCATIONS PROVIDED BY  
 LKB IN DRAWING 101, DATED AUGUST 2005

Sample ID	Sample Date	LF-2	LF-2	LF-2	LF-2
Sample ID	Sample Date	06/04/24	11/04/24	05/28/25	10/28/25
Units in mg/l					
LEACHATE INDICATORS	GA ST/ GV				
Chloride	250	<b>354</b>	<b>295</b>	<b>367</b>	<b>330</b>
Nitrogen, Ammonia	2	<b>157</b>	<b>166</b>	<b>176 JH</b>	<b>129</b>
Phenolics, Total	0.001	<b>0.0185</b>	<b>0.009</b>	U	<b>0.009 J</b>
Total Dissolved Solids	500	<b>1600</b>	<b>1800</b>	<b>1670</b>	<b>1540</b>

Sample ID	Sample Date	MW-08A	MW-08A	MW-08A	MW-08A
Sample ID	Sample Date	06/03/24	10/31/24	05/28/25	10/24/25
Units in mg/l					
LEACHATE INDICATORS	GA ST/ GV				
Phenolics, Total	0.001	U	U	<b>0.0118</b>	U

Sample ID	Sample Date	MW-08B	MW-08B	MW-08B	MW-08B
Sample ID	Sample Date	06/03/24	10/31/24	05/28/25	10/24/25
Units in mg/l					
LEACHATE INDICATORS	GA ST/ GV				
Phenolics, Total	0.001	U	U	U	<b>0.007 JL</b>

Sample ID	Sample Date	MW-06A	MW-06A	MW-06A	MW-06A
Sample ID	Sample Date	06/03/24	11/01/24	05/30/25	10/27/25
Units in mg/l					
LEACHATE INDICATORS	GA ST/ GV				
Phenolics, Total	0.001	<b>0.0182</b>	U	U	NS

Sample ID	Sample Date	MW-06B	MW-06B	MW-06B	MW-06B
Sample ID	Sample Date	6/3/24	11/1/24	5/29/25	10/27/25
Units in mg/l					
LEACHATE INDICATORS	GA ST/ GV				
Nitrogen, Ammonia	2	<b>95</b>	<b>72.8</b>	<b>68.9</b>	<b>38.9</b>
Phenolics, Total	0.001	<b>0.0197</b>	<b>0.014</b>	U	U
Total Dissolved Solids	500	<b>684</b>	<b>558</b>	<b>516</b>	400

Sample ID	Sample Date	MW-06C	MW-06C	MW-06C	MW-06C
Sample ID	Sample Date	5/30/24	11/1/24	5/29/25	10/27/25
Units in mg/l					
LEACHATE INDICATORS	GA ST/ GV				
Nitrogen, Ammonia	2	<b>49</b>	<b>65.2</b>	<b>61.1</b>	<b>68</b>
Phenolics, Total	0.001	U	<b>0.006</b>	U	<b>0.005 J</b>
Total Dissolved Solids	500	<b>860</b>	<b>1100</b>	<b>1840</b>	<b>1080</b>

Sample ID	Sample Date	MW-06E	MW-06E	MW-06E	MW-06E
Sample ID	Sample Date	5/30/24	11/5/24	5/29/25	10/28/25
Units in mg/l					
LEACHATE INDICATORS	GA ST/ GV				
Nitrogen, Ammonia	2	<b>7.2</b>	<b>10.7</b>	<b>6.3</b>	<b>6.5</b>
Total Dissolved Solids	500	<b>558</b>	<b>556</b>	<b>560</b>	492
Phenolics, Total	0.001	U	U	U	<b>0.006 J</b>

Sample ID	Sample Date	MW-06F	MW-06F	MW-06F	MW-06F
Sample ID	Sample Date	5/30/24	11/5/24	5/30/25	10/27/25
Units in mg/l					
LEACHATE INDICATORS	GA ST/ GV				
Chloride	250	<b>432</b>	<b>403</b>	<b>523</b>	<b>553</b>
Phenolics, Total	0.001	U	U	<b>0.0458</b>	U
Total Dissolved Solids	500	<b>766</b>	<b>894</b>	<b>886</b>	<b>872</b>

Footnotes/Qualifiers:  
 mg/l Milligrams per liter  
 U Compound was analyzed for but not detected  
 J Estimated detection limit or value  
 JL Estimated biased low  
 NS Not sampled  
**Exceeds NYSDEC Class GA Standard or Guidance Value**

**LEGEND:**  
 MW-9A,B,C ● OLD BETHPAGE LANDFILL MONITORING WELL  
 RW-1 ● OLD BETHPAGE LANDFILL RECOVERY WELL

OLD BETHPAGE LANDFILL  
 TOWN OF OYSTER BAY, NEW YORK  
**LEACHATE INDICATOR**  
**CONCENTRATIONS DETECTED ABOVE GROUNDWATER**  
**QUALITY STANDARDS/GUIDANCE VALUES 2024 - 2025**

SCALE: 1"=900'



FIGURE 4

## **TABLES**

Table 1  
 Old Bethpage Landfill Complex  
 Post-Termination Groundwater Monitoring Program  
 Monitoring Well Sample Results  
 Volatile Organic Compounds

Sample ID Sample Date		LF-1 10/29/25	LF-2 10/28/25	MW-05B 10/21/25	MW-06B 10/27/25	MW-06C 10/27/25	MW-06E 10/28/25	MW-06F 10/27/25	MW-08A 10/24/25	MW-08B 10/24/25	MW-09B 10/21/25	MW-09C 10/21/25	OBS-1 10/21/25
Units in ug/l													
VOLATILE COMPOUNDS													
	NYSDEC Class GA Standard or Guidance Value												
1,1,1-Trichloroethane	5	1 U	1 U	1 U	1 U	1 U	1 U	1 U	1 U	1 U	1 U	1 U	1 U
1,1-Dichloroethane	5	1 U	1 U	1 U	1 U	1 U	1 U	1 U	1 U	1 U	1 U	1 U	1 U
1,1-Dichloroethene	5	1 U	1 U	1 U	1 U	1 U	1 U	1 U	1 U	1 U	1 U	1 U	1 U
1,2-Dichlorobenzene	3	1 U	1 U	1 U	1 U	1 U	1 U	1 U	1 U	1 U	1 U	1 U	1 U
1,2-Dichloroethane	0.6	1 U	1 U	1 U	1 U	1 U	1 U	1 U	1 U	1 U	1 U	1 U	1 U
1,2-Dichloropropane	1	1 U	1 U	1 U	1 U	1 U	1 U	1 U	1 U	1 U	1 U	1 U	1 U
1,3-Dichlorobenzene	3	1 U	1 U	1 U	1 U	1 U	1 U	1 U	1 U	1 U	1 U	1 U	1 U
1,4-Dichlorobenzene	3	1 U	2.4	1 U	1.1	2.5	1 U	1 U	1 U	1 U	1 U	1 U	1 U
Benzene	1	1 U	<b>2.4</b>	1 U	1 U	<b>2.1</b>	1 U	1 U	1 U	1 U	1 U	1 U	1 U
Bromodichloromethane	50	1 U	1 U	1 U	1 U	1 U	1 U	1 U	1 U	1 U	1 U	1 U	1 U
Bromoform	50	1 U	1 U	1 U	1 U	1 U	1 U	1 U	1 U	1 U	1 U	1 U	1 U
Carbon Tetrachloride	5	1 U	1 U	1 U	1 U	1 U	1 U	1 U	1 U	1 U	1 U	1 U	1 U
Chlorobenzene	5	1 U	3	1 U	2.7	<b>6.9</b>	1.1	1 U	1 U	1 U	1 U	1 U	1 U
Chloroethane	5	1 U	1 U	1 U	1 U	1 U	1 U	1 U	1 U	1 U	1 U	1 U	1 U
Chloroform	7	1 U	1 U	1 U	1 U	1 U	1 U	1 U	1 U	1 U	1 U	1 U	1 U
Cis-1,2-Dichloroethylene	5	1 U	1 U	1 U	1 U	1 U	1 U	1 U	<b>13.2</b>	1 U	1 U	1 U	1 U
Dibromochloromethane	50	1 U	1 U	1 U	1 U	1 U	1 U	1 U	1 U	1 U	1 U	1 U	1 U
Dichlorodifluoromethane	5	1 U	1 U	1 U	1 U	1 U	1 U	1 U	1 U	1 U	1 U	1 U	1 U
Ethylbenzene	5	1 U	1 U	1 U	1 U	1 U	1 U	1 U	1 U	1 U	1 U	1 U	1 U
Isopropylbenzene (Cumene)	5	1 U	<b>6.3</b>	1 U	1 U	2.7	1 U	1 U	1 U	1 U	1 U	1 U	1 U
Methylene Chloride	5	1 U	1 U	1 U	1 U	1 U	1 U	1 U	1 U	1 U	1 U	1 U	1 U
n-Butylbenzene	5	1 U	1 U	1 U	1 U	1 U	1 U	1 U	1 U	1 U	1 U	1 U	1 U
tert-Butylbenzene	5	1 U	1 U	1 U	1 U	1 U	1 U	1 U	1 U	1 U	1 U	1 U	1 U
Tetrachloroethylene(PCE)	5	1 U	1 U	1 U	1 U	1 U	1 U	1 U	<b>8.1</b>	1 U	1 U	1 U	1 U
Toluene	5	1 U	1 U	1 U	1 U	1 U	1 U	1 U	1 U	1 U	1 U	1 U	1 U
Trans-1,2-Dichloroethene	5	1 U	1 U	1 U	1 U	1 U	1 U	1 U	1 U	1 U	1 U	1 U	1 U
Trichloroethylene (TCE)	5	1 U	1 U	1 U	1 U	1 U	1 U	1 U	0.8 J	1 U	1 U	1 U	1 U
Vinyl Chloride	2	1 U	1 U	1 U	1 U	1 U	1 U	1 U	1 U	1 U	1 U	1 U	1 U
m&p-Xylene	5	2 U	1 J	2 U	2 U	2 U	2 U	2 U	2 U	2 U	2 U	2 U	2 U
o-Xylene	5	1 U	1 U	1 U	1 U	1 U	1 U	1 U	1 U	1 U	1 U	1 U	1 U
Xylenes, Total	5	3 U	1 J	3 U	3 U	3 U	3 U	3 U	3 U	3 U	3 U	3 U	3 U
Total Volatile Compounds	--	0	15.1	0	3.8	14.2	1.1	0	22.1	0	0	0	0

ug/l Micrograms per liter  
 U Compound was analyzed for but not detected  
 J Estimated limit or value  
 -- No standard

**Exceeds NYSDEC Class GA Standard or Guidance Value**



Table 2  
 Old Bethpage Landfill Complex  
 Post-Termination Groundwater Monitoring Program  
 Monitoring Well Sample Results  
 Total and Dissolved Metals

Sample ID Sample Date Type:		LF-1 10/29/25 Total	LF-1 10/29/25 Dissolved	LF-2 10/28/25 Total	LF-2 10/28/25 Dissolved	MW-05B 10/21/25 Total	MW-05B 10/21/25 Dissolved	MW-06B 10/27/25 Total	MW-06B 10/27/25 Dissolved	MW-06C 10/27/25 Total	MW-06C 10/27/25 Dissolved	MW-06E 10/28/25 Total	MW-06E 10/28/25 Dissolved
Units in ug/l													
METALS													
	NYSDEC Class GA Standard or Guidance Value												
Aluminum	--	200 U	200 U	200 U	183 J	60.3 UB	66.5 UB	154 J	46.5 J	358	116 J	200 U	45.2 J
Barium	1000	63.9 J	25.2 J	52.4 J	19.9 J	55.7 J	24.4 J	53.1 J	20.8 J	36.4 J	13.3 J	70.1 J	23 J
Calcium	--	16900 J	12000	34400 J	28500	14200	10200 JH	22300	16700	45500	40000	13900 J	8750
Chromium	50	10 U	10 U	10.9	12.1	10 U	10 U	10 U	10 U	1.1 J	1.7 J	10 U	10 U
Copper	200	5.1 J	25 U	8.7 J	25 U	25 U	25 U	25 U	25 U	25 U	25 U	8.1 J	25 U
Iron	300	<b>6420</b>	20 U	<b>7570</b>	<b>826</b>	20 U	20 U	<b>17600</b>	20 U	<b>7740</b>	59.1	<b>31500</b>	20 U
Lead	25	2.5 J	5 U	8.5	5 U	5 U	5 U	5 U	5 U	5 U	5 U	2.9 J	5 U
Magnesium	35000	10200 J	8610	20600 J	18300	6880	5860	18900	16700	18900	18000	9810 J	7650
Manganese	300	<b>1700</b>	<b>524</b>	108	34.1	<b>2160</b>	<b>817 JH</b>	36.3	9.6 J	106	32.4	151	39.9
Mercury	0.7	0.2 U	0.031 UB	0.2 U	0.2 U	0.076 UB	0.031 UB	0.2 U	0.2 U	0.06 UB	0.2 U	0.2 U	0.033 UB
Nickel	100	9.8 J	6.7 J	23 J	21.4 J	5.5 J	7.1 J	40 U	4.3 J	11 J	14.5 J	40 U	4.6 J
Potassium	--	11500	11500	150000	153000	10100 JH	10200	35300	34200	78000	79200	15500	15000
Sodium	20000	<b>80700 J</b>	<b>78700</b>	<b>415000 J</b>	<b>410000</b>	<b>64300</b>	<b>62700</b>	<b>88300</b>	<b>87500</b>	<b>244000</b>	<b>246000</b>	<b>113000 J</b>	<b>109000</b>
Zinc	2000	7.3 J	20 U	20 U	20 U	20 U	20 U	20 U	20 U	20 U	20 U	133	20 U
Iron & Manganese	500	<b>8120</b>	<b>524</b>	<b>7678</b>	<b>860.1</b>	<b>2160</b>	<b>817</b>	<b>17636</b>	9.6	<b>7846</b>	91.5	<b>31651</b>	59.9

Footnotes/Qualifiers:  
 ug/l Micrograms per liter  
 U Compound was analyzed for but not detected  
 J Estimated value  
 UB Not detected base on blank results  
 -- No standard  
**Exceeds NYSDEC Class GA Standard or Guidance Value**

Table 2  
 Old Bethpage Landfill Complex  
 Post-Termination Groundwater Monitoring Program  
 Monitoring Well Sample Results  
 Total and Dissolved Metals

Sample ID Sample Date Type:		MW-06F 10/27/25 Total	MW-06F 10/27/25 Dissolved	MW-08A 10/24/25 Total	MW-08A 10/24/25 Dissolved	MW-08B 10/24/25 Total	MW-08B 10/24/25 Dissolved	MW-09B 10/21/25 Total	MW-09B 10/21/25 Dissolved	MW-09C 10/21/25 Total	MW-09C 10/21/25 Dissolved	OBS-1 10/21/25 Total	OBS-1 10/21/25 Dissolved
Units in ug/l													
METALS													
	NYSDEC Class GA Standard or Guidance Value												
Aluminum	--	517	211	122 J	79.1 UB	117 J	85.6 UB	70.7 UB	71.3 UB	59.8 UB	77.5 UB	68.9 J	67 UB
Barium	1000	279	272	73.6 J	43.7 J	83.7 J	50.2 J	99.7 J	43.6 J	68 J	23.7 J	45.6 J	18.5 J
Calcium	--	46500	47900 JH	9590	8380 JH	19800	16500 JH	12200	8600 JH	11100	6660 JH	16600	11300 JH
Chromium	50	10 U	10 U	10 U	10 U	10 U	10 U	10 U	10 U	10 U	10 U	10 U	10 U
Copper	200	25 U	25 U	25 U	25 U	25 U	25 U	25 U	25 U	25 U	25 U	25 U	25 U
Iron	300	22.8 UB	20 U	20 U	20 U	20 U	20 U	20 U	20 U	20 U	20 U	20 U	20 U
Lead	25	5 U	5 U	5 U	5 U	5 U	5 U	5 U	5 U	5 U	5 U	5 U	5 U
Magnesium	35000	17900	18700	4930	4410	5430	4930	5440	4590	7020	5410	9740	8240
Manganese	300	138	125 JH	113	49.7 JH	<b>658</b>	297 JH	<b>2390</b>	<b>912 JH</b>	<b>402</b>	119 JH	<b>2800</b>	<b>1010 JH</b>
Mercury	0.7	0.42	0.064 UB	0.075 UB	0.2 U	0.086 UB	0.042 UB	0.081 UB	0.034 UB	0.07 UB	0.043 UB	0.079 UB	0.037 UB
Nickel	100	21.3 J	29.8 J	10.9 J	8.6 J	14.5 J	9.2 J	40 U	40 U	40 U	40 U	4.6 J	40 U
Potassium	--	11700	12100	6460	6380	9430	9370	9070 JH	9040	12200 JH	12200	19000	19100
Sodium	20000	<b>204000</b>	<b>219000</b>	17200	17400	<b>112000</b>	<b>110000</b>	<b>58500 J</b>	<b>56700</b>	<b>64600 J</b>	<b>63300</b>	<b>48000 J</b>	<b>47800</b>
Zinc	2000	24.9	10.5 J	8.2 J	20 U	33.1	6.1 J	20 U	20 U	20 U	20 U	20 U	20 U
Iron & Manganese	500	138	125	113	49.7	<b>658</b>	297	<b>2390</b>	<b>912</b>	402	119	<b>2800</b>	<b>1010</b>

Footnotes/Qualifiers:  
 ug/l Micrograms per liter  
 U Compound was analyzed for but not detected  
 J Estimated value  
 UB Not detected base on blank results  
 -- No standard  
**Exceeds NYSDEC Class GA Standard or Guidance Value**

Table 3  
 Old Bethpage Landfill Complex  
 Post-Termination Groundwater Monitoring Program  
 Monitoring Well Sample Results  
 Leachate Indicator Parameters

Sample ID Sample Date		LF-1 10/29/25	LF-2 10/28/25	MW-05B 10/21/25	MW-06B 10/27/25	MW-06C 10/27/25	MW-06E 10/28/25	MW-06F 10/27/25	MW-08A 10/24/25	MW-08B 10/24/25	MW-09B 10/21/25	MW-09C 10/21/25	OBS-1 10/21/25
Units in mg/l													
LEACHATE INDICATORS													
	NYSDEC Class GA Standard or Guidance Value												
Alkalinity, Total	---	88.7	1610	30.7 UBJ	397	981	176	5 U	6.5 UB	25 UB	30.2 UBJ	54.1	161
Alkalinity,Bicarbonate	---	88.7	1610	30.7 UBJ	397	981	176	5 U	6.5 UB	25 UB	30.2 UBJ	54.1	161
Alkalinity,Carbonate	---	5 UJ	5 UJ	1 UJ	5 UJ	5 UJ	5 UJ	5 UJ	5 UJ	5 UJ	1 UJ	1 U	5 U
Chloride	250	144	<b>330</b>	116	141	232	132	<b>553</b>	32	226	95.2	110	67.4
Cyanide	0.2	0.010 U	0.008 J	0.010 J	0.010 U	0.016	0.010 U	0.014	0.010 U	0.010 U	0.010 U	0.010 U	0.010 U
Hardness	---	84.2	171	63.8	134	191	75.1	190	44.2	71.8	52.9	56.6	81.6
Hexavalent Chromium	0.05	0.02 UJ	0.02 UJ	0.02 U	0.1 U	0.02 U	0.02 U	0.02 UJ	0.02 U	0.02 U	0.02 U	0.02 U	0.02 U
Nitrogen, Ammonia	2	0.11 UB	<b>129</b>	0.1 U	<b>38.9</b>	<b>68</b>	<b>6.5</b>	0.4	0.1 U	0.075 UB	0.21 UB	<b>2.6</b>	<b>11.7</b>
Nitrogen, Kjeldahl, Total	---	1 UB	162	0.1 U	39.6	83.4	8.1	0.24 UB	0.46	0.4	0.1 U	4	13.9
Nitrate	10	0.051 JL	0.05 UJ	4.2	0.038 JL	0.05 UJ	0.05 UJ	4.4 JL	1.6	2.3	4	0.34	0.47
Nitrite	1	0.05 U	0.05 U	0.05 U	0.05 U	0.05 U	0.037 J	0.05 U	0.05 U	0.05 U	0.05 U	0.05 U	0.05 U
Phenolics, Total	0.001	0.01 U	<b>0.009 J</b>	0.01 U	0.01 U	<b>0.005 J</b>	<b>0.006 J</b>	0.01 U	0.01 UJ	<b>0.007 JL</b>	<b>0.005 J</b>	0.01 U	<b>0.022</b>
Sulfate	250	24.9	5 U	22.9 JL	5.4	5 U	58.6	5 U	29.8	35.1	19 JL	16.3 JL	17.2 JL
Total Dissolved Solids	500	<b>694</b>	<b>1540</b>	269	400	<b>1080</b>	492	<b>872</b>	109	385	194	239	233

Footnotes/Qualifiers:

- mg/l Milligrams per liter
- U Compound was analyzed for but not detected
- UB Non-detect based on blank results
- J Estimated detection limit or value
- JL Estimated bias low
- No standard

**Exceeds NYSDEC Class GA Standard or Guidance Value**

**APPENDIX A**

**GROUNDWATER SAMPLING LOGS**

**TOWN OF OYSTER BAY LANDFILL SAMPLING  
FIELD OBSERVATION LOG  
GROUNDWATER SAMPLING RECORD**

SITE Town of Oyster Bay Landfill DATE 10/29/2025

WELL ID: LF-1 Time On-site: 10:30 a.m. Time Off-site: 1:30 p.m.  
 SAMPLERS: KR

Depth of well (feet from top of casing) ..... 102.50'  
 Initial static water level (feet from top of casing)..... 48.90'  
 Approximate Pump Inlet (feet from top of casing) ..... 97'

Purging Method Well Volume Calculation:

Airlift _____	Centrifugal _____	2 in. casing: _____ ft. of water x 0.16 = _____ gallons
Bailer _____	Pos. Displ. _____	3 in. casing: _____ ft. of water x 0.36 = _____ gallons
Submersible Pump _____	Disposable Bladder Pump (Low Flow) <u>X</u>	6 in. casing: <u>53.60</u> ft. of water x 1.47 = <u>77</u> gallons

volume of water removed: 10 gal. >3 volumes: yes \_\_\_\_\_ no X purged dry? yes \_\_\_\_\_ no X

Field Tests

Volume of Purge Water (ml)	pH	Temp (c°)	Spec. Cond. (ms/cm)	Turbidity (NTUs)	Dissolved Oxygen (mg/l)	ORP (mv)
Initial	6.92	13.83	0.626	17	2.06	93
6,000	7.01	14.29	0.649	5	0.90	77
12,000	7.05	14.30	0.655	0	0.69	54
18,000	7.18	14.35	0.675	0	0.38	24
21,000	7.24	14.36	0.678	0	0.31	17
24,000	7.29	14.49	0.684	0	0.38	7
27,000	7.31	14.45	0.682	0	0.35	6
30,000	7.33	14.41	0.685	0	0.21	6

Purging Rate: 300 ml/l Purging Time: 100 min Sampling Rate: Low flow rate at 300 ml/l

Sampling

Time of Sample Collection: 12:30 p.m.

Method:	Analyses (Pace Analytical Laboratory)
_____ Submersible Pump	<u>X</u> VOCs
<u>X</u> In-Line Filter (Diss. Metals)	
_____ Pos. Disp. Pump	<u>X</u> Total & Dissolved Metals
_____ Disposable bailer	Leachate
	<u>X</u> Parameters
<u>X</u> Bladder pump	

Observations

Weather/Temperature: Partly cloudy, breezy 50-55 F  
 Sample description: Clear, slight leachate odor

Free Product? yes _____ no <u>X</u>	describe _____
Sheen? yes _____ no <u>X</u>	describe _____
Odor? yes <u>X</u> no _____	describe <u>Slight leachate</u>

Removed 2 gallons initially prior to recording field parameters which was 2 times the discharge tubing volume.



**TOWN OF OYSTER BAY LANDFILL SAMPLING  
FIELD OBSERVATION LOG  
GROUNDWATER SAMPLING RECORD**

SITE Town of Oyster Bay Landfill DATE 10/28/2025

WELL ID: LF-2 Time On-site: 9:30 a.m. Time Off-site: 1:30 p.m.  
 SAMPLERS: KR

Depth of well (feet from top of casing) ..... 103.00'  
 Initial static water level (feet from top of casing)..... 56.70'  
 Approximate Pump Inlet (feet from top of casing) ..... 98'

Purging Method Well Volume Calculation:  
 Airlift \_\_\_\_\_ Centrifugal \_\_\_\_\_ 2 in. casing: \_\_\_\_\_ ft. of water x 0.16 = \_\_\_\_\_ gallons  
 Bailer \_\_\_\_\_ Pos. Displ. \_\_\_\_\_ 3 in. casing: \_\_\_\_\_ ft. of water x 0.36 = \_\_\_\_\_ gallons  
 Submersible \_\_\_\_\_ Disposable \_\_\_\_\_ 6 in. casing: 45.3 ft. of water x 1.47 = 65 gallons  
 Pump \_\_\_\_\_ Bladder Pump \_\_\_\_\_  
 \_\_\_\_\_ (Low Flow) X

volume of water removed: 12 gal. >3 volumes: yes \_\_\_\_\_ no X purged dry? yes \_\_\_\_\_ no X

**Field Tests**

Volume of Purge Water (ml)	pH	Temp (c°)	Spec. Cond. (ms/cm)	Turbidity (NTUs)	Dissolved Oxygen (mg/l)	ORP (mv)
Initial	8.43	1442	3.75	0	7.30	-119
10,000	8.31	14.39	3.89	0	0.48	-115
15,000	8.33	14.47	3.95	0	0.47	-114
20,000	8.45	14.45	3.45	0	0.48	-114
25,000	8.50	14.60	3.47	0	0.40	-110
30,000	8.44	14.79	3.87	0	0.38	-109
35,000	8.37	14.99	3.91	0	0.33	-109
40,000	8.42	14.76	3.86	0	0.32	-109

Purging Rate: 500 ml/m Purging Time: 80 min Sampling Rate: Low flow rate 500 ml/m

Sampling  
 Time of Sample Collection: 11:50 a.m.

Method: Analyses (Pace Analytical Laboratory)  
 \_\_\_\_\_ Submersible Pump X VOCs  
X In-line filter (Diss. metals)  
 \_\_\_\_\_ Pos. Disp. Pump X Total & Dissolved Metals  
 \_\_\_\_\_ Disposable bailer \_\_\_\_\_ Leachate  
 \_\_\_\_\_ Bladder pump X Parameters

**Observations**

Weather/Temperature: Partly cloudy, breezy 50-55 F  
 Sample description: Clear - Yellow tint  
 Free Product? yes \_\_\_\_\_ no X describe \_\_\_\_\_  
 Sheen? yes \_\_\_\_\_ no X describe \_\_\_\_\_  
 Odor? yes X no \_\_\_\_\_ describe Leachate odor

Removed 1.5 gallons initially which was 2 times the discharge tubing volume prior to recording initial field parameters.



**TOWN OF OYSTER BAY LANDFILL SAMPLING  
FIELD OBSERVATION LOG  
GROUNDWATER SAMPLING RECORD**

SITE Town of Oyster Bay Landfill DATE 10/21/2025

WELL ID: OBS-1 Time On-site: 9:00 a.m. Time Off-site: 11:45 a.m.  
 SAMPLERS: KR

Depth of well (feet from top of casing) ..... 195.00'  
 Initial static water level (feet from top of casing)..... 52.40'  
 Approximate Pump Inlet (feet from top of casing) ..... 58'

Purging Method Well Volume Calculation:  
 Airlift \_\_\_\_\_ Centrifugal \_\_\_\_\_ 2 in. casing: \_\_\_\_\_ ft. of water x 0.16 = \_\_\_\_\_ gallons  
 Bailer \_\_\_\_\_ Pos. Displ. \_\_\_\_\_ 3 in. casing: \_\_\_\_\_ ft. of water x 0.36 = \_\_\_\_\_ gallons  
 Submersible \_\_\_\_\_ Disposable \_\_\_\_\_ 4 in. casing: 142.6 ft. of water x 0.65 = 92.6 gallons  
 Pump X Bladder Pump \_\_\_\_\_  
 \_\_\_\_\_ (Low Flow) \_\_\_\_\_

volume of water removed: 300 gal. >3 volumes: yes X no \_\_\_\_\_ purged dry? yes \_\_\_\_\_ no X

**Field Tests**

Volume of Purge Water (Gallons)	pH	Temp (c°)	Spec. Cond. (ms/cm)	Turbidity (NTUs)	Dissolved Oxygen (mg/l)	ORP (mv)
Initial	5.85	15.61	0.505	0	2.13	226
80	6.41	15.90	0.559	0	0.00	179
160	6.34	15.93	0.561	0	0.43	173
240	6.32	15.94	0.559	0	0.00	171
300	6.33	15.91	0.560	0	0.00	170

Purging Rate: 4 GPM Purging Time: 85 min Sampling Rate:  
 Low flow VOCs at 500 ml/m  
 Remaining parameters at 1 gpm

**Sampling**

Time of Sample Collection: 11:05 a.m.

Method: Analyses: (Pace Analytical Laboratory)  
X Submersible Pump X VOCs  
X In-Line Filter (Diss. Metals)  
 \_\_\_\_\_ Pos. Disp. Pump X Total & Dissolved Metals  
 \_\_\_\_\_ Disposable bailer X Leachate Parameters

**Observations**

Weather/Temperature: Sunny mild 60-70 F  
 Sample description: Clear, no odor  
 Free Product? yes \_\_\_\_\_ no X describe \_\_\_\_\_  
 Sheen? yes \_\_\_\_\_ no X describe \_\_\_\_\_  
 Odor? yes \_\_\_\_\_ no X describe \_\_\_\_\_



**TOWN OF OYSTER BAY LANDFILL SAMPLING  
FIELD OBSERVATION LOG  
GROUNDWATER SAMPLING RECORD**

SITE Town of Oyster Bay Landfill DATE 10/21/2025

WELL ID: MW-05B Time On-site: 2:50 p.m. Time Off-site: 4:30 p.m.  
 SAMPLERS: KR

Depth of well (feet from top of casing)..... 117.00'  
 Initial static water level (feet from top of casing)..... 76.75'  
 Approximate Pump Inlet (feet from top of casing) ..... 82'

<b>Purging Method</b>		<b>Well Volume Calculation:</b>	
Airlift	<u>      </u>	Centrifugal	<u>      </u>
Bailer	<u>      </u>	Pos. Displ.	<u>      </u>
Submersible Pump	<u>  X  </u>	Disposable Bladder Pump (Low Flow)	<u>      </u>
		2 in. casing:	<u>      </u> ft. of water x 0.16 = <u>      </u> gallons
		3 in. casing:	<u>      </u> ft. of water x 0.36 = <u>      </u> gallons
		4 in. casing:	<u>40.25</u> ft. of water x 0.65 = <u>26</u> gallons

volume of water removed: 100 gal. >3 volumes: yes   X   no        purged dry? yes        no   X  

**Field Tests**

Volume of Purge Water (Gallons)	pH	Temp (c°)	Spec. Cond. (ms/cm)	Turbidity (NTUs)	Dissolved Oxygen (mg/l)	ORP (mv)
Initial	6.31	15.62	0.528	0	5.47	273
20	6.19	16.06	0.524	0	0.25	284
40	6.18	16.06	0.524	0	0.24	284
60	6.18	16.08	0.526	0	0.00	282
80	6.19	16.09	0.529	0	0.00	279
100	6.20	16.08	0.531	0	0.00	273

Purging Rate: 4 GPM Purging Time: 25 min Sampling Rate: Low flow VOCs at 500 ml/m  
 Remaining parameters at 1gpm

**Sampling**

Time of Sample Collection: 3:30 p.m.

Method:	Analyses: (Pace Analytical Laboratory)
<u>  X  </u> Submersible Pump	<u>  X  </u> VOCs
<u>  X  </u> In-Line Filter (Diss. Metals)	
<u>      </u> Pos. Disp. Pump	<u>  X  </u> Total & Dissolved Metals
<u>      </u> Disposable bailer	<u>      </u> Leachate
<u>      </u> Dedicated pump	<u>  X  </u> Parameters

**Observations**

Weather/Temperature: Sunny mild 60-70  
 Sample description: Clear, no odor

Free Product? yes	<u>      </u>	no	<u>  X  </u>	describe	<u>      </u>
Sheen? yes	<u>      </u>	no	<u>  X  </u>	describe	<u>      </u>
Odor? yes	<u>      </u>	no	<u>  X  </u>	describe	<u>      </u>



**TOWN OF OYSTER BAY LANDFILL SAMPLING  
FIELD OBSERVATION LOG  
GROUNDWATER SAMPLING RECORD**

SITE Town of Oyster Bay Landfill DATE 10/27/2025

WELL ID: MW-06B Time On-site: 1:30 p.m. Time Off-site: 4:00 p.m.  
 SAMPLERS: KR

Depth of well (feet from top of casing)..... 135.00'  
 Initial static water level (feet from top of casing)..... 99.80  
 Approximate Pump Inlet (feet from top of casing) ..... 130'

Purging Method: Airlift  Centrifugal   
 Bailer  Pos. Displ.   
 Submersible Pump  Disposable Bladder Pump (Low Flow)   
 Well Volume Calculation:  
 2 in. casing: \_\_\_\_\_ ft. of water x 0.16 = \_\_\_\_\_ gallons  
 3 in. casing: \_\_\_\_\_ ft. of water x 0.36 = \_\_\_\_\_ gallons  
 4 in. casing: 35.20 ft. of water x 0.65 = 23 gallons

volume of water removed: 6 gal. >3 volumes: yes  no  purged dry? yes  no

**Field Tests**

Volume of Purge Water (ml)	pH	Temp (c°)	Spec. Cond. (ms/cm)	Turbidity (NTUs)	Dissolved Oxygen (mg/l)	ORP (mv)
Initial	7.58	14.50	0.825	57	0.92	-63
3,000	7.55	14.56	0.917	62	0.68	-75
6,000	7.59	14.59	1.01	30	0.97	-81
12,000	7.57	14.61	1.18	0	0.76	-90
15,000	7.60	14.60	1.20	0	0.45	-92
18,000	7.60	14.60	1.22	0	0.43	-92

Purging Rate: 300 ml/m Purging Time: 60 min Sampling Rate: Low Flow at 300 ml/m

**Sampling**

Time of Sample Collection: 3:05 p.m..  
 Method: Submersible Pump Analyses: (Pace Analytical Laboratory)  
X In-Line Filter (Diss. Metals) X VOCs  
 Pos. Disp. Pump  Total & Dissolved Metals  
 Disposable bailer  Leachate Parameters  
X Bladder pump X

**Observations**

Weather/Temperature: Clear skies, cool light breeze 50-55 F  
 Sample description: Clear  
 Free Product? yes  no  describe \_\_\_\_\_  
 Sheen? yes  no  describe \_\_\_\_\_  
 Odor? yes  no  describe Slight leachate odor

Removed 1 gallon which is 2 times the discharge tubing volume prior to recording field parameters



**TOWN OF OYSTER BAY LANDFILL SAMPLING  
FIELD OBSERVATION LOG  
GROUNDWATER SAMPLING RECORD**

SITE Town of Oyster Bay Landfill DATE 10/27/2025

WELL ID: MW-06C Time On-site: 12:15 p.m. Time Off-site: 1:25 p.m.  
 SAMPLERS: KR

Depth of well (feet from top of casing)..... 161.00'  
 Initial static water level (feet from top of casing)..... 99.20'  
 Approximate Pump Inlet (feet from top of casing)..... 105'

Purging Method		Well Volume Calculation:	
Airlift	<u>      </u>	Centrifugal	<u>      </u>
Bailer	<u>      </u>	Pos. Displ.	<u>      </u>
Submersible	<u>      </u>	Disposable	<u>      </u>
Pump	<u>  X  </u>	Bladder Pump	<u>      </u>
	<u>      </u>	(Low Flow)	<u>      </u>

2 in. casing:        ft. of water x 0.16 =        gallons  
 3 in. casing:        ft. of water x 0.36 =        gallons  
 4 in. casing:   61.80   ft. of water x 0.65 =   40   gallons

volume of water removed:   150   gal. >3 volumes: yes   X   no        purged dry? yes        no   X  

**Field Tests**

Volume of Purge Water (Gallons)	pH	Temp (c°)	Spec. Cond. (ms/cm)	Turbidity (NTUs)	Dissolved Oxygen (mg/l)	ORP (mv)
Initial	7.99	16.14	2.05	19	4.69	-73
30	8.03	16.83	2.45	30	0.12	-101
60	8.02	16.82	2.46	0	0.12	-102
90	8.01	16.82	2.47	0	0.14	-104
120	8.03	16.84	2.50	0	0.36	-109
150	8.03	16.86	2.52	0	0.24	-111

Purging Rate:   3 GPM   Purging Time:   50 min   Sampling Rate:   Low Flow VOCs at 500 ml/m  
  Remaining parameters at 1gpm  

**Sampling**

Time of Sample Collection:   1:15 p.m.  

Method:	Analyses: (Pace Analytical Laboratory)
<u>  X  </u> Submersible Pump	<u>  X  </u> VOCs
<u>  X  </u> In-Line Filter (Diss. Metals)	
<u>      </u> Pos. Disp. Pump	<u>  X  </u> Total & Dissolved Metals
<u>      </u> Disposable bailer	Leachate
	<u>  X  </u> Parameters
<u>      </u> Dedicated pump	

**Observations**

Weather/Temperature:   Clear skies, light breeze 50-55 F    
 Sample description:   Clear, slight leachate odor    
 Free Product? yes        no   X   describe         
 Sheen? yes        no   X   describe         
 Odor? yes   X   no        describe   Leachate odor  



**TOWN OF OYSTER BAY LANDFILL SAMPLING  
FIELD OBSERVATION LOG  
GROUNDWATER SAMPLING RECORD**

SITE Town of Oyster Bay Landfill DATE 10/28/2025

WELL ID: MW-06E Time On-site: 3:00 p.m. Time Off-site: 6:00 p.m.  
 SAMPLERS: KR

Depth of well (feet from top of casing)..... 251' historical log  
 Initial static water level (feet from top of casing)..... 100.40'  
 Approximate Pump Inlet (feet from top of casing) ..... 246'

**Purging Method**  
 Airlift  Centrifugal   
 Bailer  Pos. Displ.   
 Submersible Pump  Disposable Bladder Pump (Low Flow)

**Well Volume Calculation:**  
 2 in. casing: \_\_\_\_\_ ft. of water x 0.16 = \_\_\_\_\_ gallons  
 3 in. casing: \_\_\_\_\_ ft. of water x 0.36 = \_\_\_\_\_ gallons  
 4 in. casing: 151.40 ft. of water x 0.65 = 98 gallons

volume of water removed: 13 gal. >3 volumes: yes  no  purged dry? yes  no

**Field Tests**

Volume of Purge Water (ml)	pH	Temp (c°)	Spec. Cond. (ms/cm)	Turbidity (NTUs)	Dissolved Oxygen (mg/l)	ORP (mv)
Initial	7.32	14.07	0.886	0	6.66	-68
6,000	7.30	14.18	0.886	26	2.29	-60
12,000	7.24	14.15	0.909	61	2.32	-57
18,000	7.20	14.11	0.921	0	0.45	-45
24,000	7.16	14.03	0.937	0	0.80	-36
27,000	7.13	14.10	0.947	0	0.68	-33
31,500	7.15	13.99	0.924	0	0.47	-35

Purging Rate: 300 ml/l Purging Time: 105 min Sampling Rate: Low Flow rate at 300 ml/l

**Sampling**

Time of Sample Collection: 5:00 p.m.

Method: Submersible Pump Analyses: (Pace Analytical Laboratory)  
 In-Line Filter (Diss. Metals)  VOCs  
 Pos. Disp. Pump  Total & Dissolved Metals  
 Disposable bailer  Leachate  
 Bladder pump  Parameters

**Observations**

Weather/Temperature: Partly cloudy, breezy 50-55 F  
 Sample description: Clear  
 Free Product? yes  no  describe \_\_\_\_\_  
 Sheen? yes  no  describe \_\_\_\_\_  
 Odor? yes  no  describe Slight leachate odor

Removed initially 5 gallons which was 2 times the discharge tubing volume prior to recording field parameters



**TOWN OF OYSTER BAY LANDFILL SAMPLING  
FIELD OBSERVATION LOG  
GROUNDWATER SAMPLING RECORD**

SITE Town of Oyster Bay Landfill DATE 10/27/2025

WELL ID: MW-06F Time On-site: 9:00 a.m. Time Off-site: 12:15 p.m.  
 SAMPLERS: KR

Depth of well (feet from top of casing) ..... 349' historical log  
 Initial static water level (feet from top of casing) ..... 100.00'  
 Approximate Pump Inlet (feet from top of casing)..... 110'

Purging Method Well Volume Calculation:

Airlift _____	Centrifugal _____	2 in. casing: _____ ft. of water x 0.16 = _____ gallons
Bailer _____	Pos. Displ. _____	3 in. casing: _____ ft. of water x 0.36 = _____ gallons
Submersible _____	Disposable _____	4 in. casing: <u>249.00</u> ft. of water x 0.65 = <u>162</u> gallons
Pump <u>X</u>	Bladder Pump _____	
	(Low Flow) _____	

volume of water removed: \_\_\_\_\_ gal. >3 volumes: yes X no \_\_\_\_\_ purged dry? yes \_\_\_\_\_ No X

**Field Tests**

Volume of Purge Water (Gallons)	pH	Temp (c°)	Spec. Cond. (ms/cm)	Turbidity (NTUs)	Dissolved Oxygen (mg/l)	ORP (mv)
Initial	4.14	16.39	1.75	44	2.47	298
50	4.35	16.91	1.71	0	0.08	309
150	4.44	16.13	1.80	0	0.00	298
250	4.51	16.08	1.73	0	0.00	290
350	4.48	16.04	1.71	0	0.00	282
400	4.52	16.08	1.70	0	0.21	276
450	4.53	16.05	1.70	0	0.18	276
500	4.54	16.05	1.70	0	0.00	276

Purging Rate: 3 GPM Purging Time: 170 min Sampling Rate: Low Flow for VOCs at 500 ml/m  
 Remaining parameters at 1 gpm

**Sampling**

Time of Sample Collection: 12:10 p.m.

Method:	Analyses: (Pace Analytical Laboratory)
<u>X</u> Submersible Pump	<u>X</u> VOCs
<u>X</u> In-Line Filter (Diss. Metals)	
_____ Pos. Disp. Pump	<u>X</u> Total & Dissolved Metals
_____ Disposable bailer	Leachate
_____ Dedicated pump	<u>X</u> Parameters

**Observations**

Weather/Temperature: Clear skies, cool 50-55 F  
 Sample description: Clear, no odor

Free Product? yes _____	no <u>X</u>	describe _____
Sheen? yes _____	no <u>X</u>	describe _____
Odor? yes _____	no <u>X</u>	describe _____



**TOWN OF OYSTER BAY LANDFILL SAMPLING  
FIELD OBSERVATION LOG  
GROUNDWATER SAMPLING RECORD**

SITE Town of Oyster Bay Landfill DATE 10/24/2025

WELL ID: MW-08A Time On-site: 11:15 a.m. Time Off-site: 1:00 p.m.  
 SAMPLERS: KR

Depth of well (feet from top of casing) ..... 80.00'  
 Initial static water level (feet from top of casing)..... 73.55  
 Approximate Pump Inlet (feet from top of casing) ..... 79'

**Purging Method** **Well Volume Calculation:**

Airlift	<u>    </u>	Centrifugal	<u>    </u>	2 in. casing:	<u>    </u> ft. of water x 0.16 =	<u>    </u> gallons
Bailer	<u>    </u>	Pos. Displ.	<u>    </u>	3 in. casing:	<u>    </u> ft. of water x 0.36 =	<u>    </u> gallons
Submersible Pump	<u>X</u>	Disposable Bladder Pump (Low Flow)	<u>    </u>	4 in. casing:	<u>6.45</u> ft. of water x 0.65 =	<u>4</u> gallons

volume of water removed: 30 gal. >3 volumes: yes X no      purged dry? yes      no X

**Field Tests**

Volume of Purge Water (Gallons)	pH	Temp (c°)	Spec. Cond. (ms/cm)	Turbidity (NTUs)	Dissolved Oxygen (mg/l)	ORP (mv)
Initial	4.44	13.77	0.159	0	7.96	320
6	4.54	13.98	0.171	0	7.47	328
12	4.67	14.08	0.179	0	7.30	330
18	4.68	14.10	0.186	0	7.31	334
24	4.83	14.17	0.215	0	6.86	338
30	4.86	14.17	0.217	0	6.74	338

Purging Rate: 1.25 GPM Purging Time: 25 min Sampling Rate: Low Flow VOCs at 500 ml/m  
 Remaining parameters at 1 gpm

**Sampling**

Time of Sample Collection: 12:00 p.m.

Method:	Analyses: (Pace Analytical Laboratory)
<u>X</u> Submersible Pump	<u>X</u> VOCs
<u>X</u> In-Line Filter (Diss. Metals)	<u>    </u> Total & Dissolved Metals
<u>    </u> Pos. Disp. Pump	<u>    </u> Leachate
<u>    </u> Disposable bailer	<u>X</u> Parameters
<u>    </u> Dedicated pump	

**Observations**

Weather/Temperature: Sunny Clear 50-60 F  
 Sample description: Clear, no odor

Free Product? yes	<u>    </u>	no	<u>X</u>	describe	<u>    </u>
Sheen? yes	<u>    </u>	no	<u>X</u>	describe	<u>    </u>
Odor? yes	<u>    </u>	no	<u>X</u>	describe	<u>    </u>



**TOWN OF OYSTER BAY LANDFILL SAMPLING  
FIELD OBSERVATION LOG  
GROUNDWATER SAMPLING RECORD**

SITE Town of Oyster Bay Landfill DATE 10/24/2025

WELL ID: MW-08B Time On-site: 9:00 a.m Time Off-site: 11:10 a.m.  
 SAMPLERS: KR

Depth of well (feet from top of casing) ..... 160.00'  
 Initial static water level (feet from top of casing)..... 73.00'  
 Approximate Pump Inlet (feet from top of casing) ..... 78'

Purging Method		Well Volume Calculation:	
Airlift	<u>    </u>	Centrifugal	<u>    </u>
Bailer	<u>    </u>	Pos. Displ.	<u>    </u>
Submersible	<u>    </u>	Disposable	<u>    </u>
Pump	<u>X</u>	Bladder Pump	<u>    </u>
	<u>    </u>	(Low Flow)	<u>    </u>

2 in. casing:      ft. of water x 0.16 =      gallons  
 3 in. casing:      ft. of water x 0.36 =      gallons  
 4 in. casing:   87   ft. of water x 0.65 =  56.5  gallons

volume of water removed:   175   gal. >3 volumes: yes   X   no      purged dry? yes      no   X  

**Field Tests**

Volume of Purge Water (Gallons)	pH	Temp (c°)	Spec. Cond. (ms/cm)	Turbidity (NTUs)	Dissolved Oxygen (mg/l)	ORP (mv)
Initial	7.19	13.65	0.904	0	9.95	85
25	6.37	13.97	1.01	0	0.22	145
50	6.33	13.94	0.973	0	0.00	152
75	6.16	13.92	0.878	0	0.07	167
100	6.11	13.94	0.859	0	0.00	174
125	6.05	13.96	0.839	0	0.00	180
150	5.98	13.95	0.831	0	0.00	186
175	5.91	13.97	0.832	0	0.00	191

Purging Rate:   2.5 GPM   Purging Time:   70 min   Sampling Rate:  
 Low Flow VOCs at 500 ml/m  
 Remaining parameters at 1 gpm

**Sampling**

Time of Sample Collection:   11:00 a.m.  

Method:	Analyses: (Pace Analytical Laboratory)
<u>  X  </u> Submersible Pump	<u>  X  </u> VOCs
<u>  X  </u> In-Line Filter (Diss. Metals)	
<u>    </u> Pos. Disp. Pump	<u>  X  </u> Total & Dissolved Metals
	Leachate
<u>    </u> Disposable bailer	<u>  X  </u> Parameters

**Observations**

Weather/Temperature:   Sunny, clear 50-60 F    
 Sample description:   Clear, no odor    
 Free Product? yes      no   X   describe       
 Sheen? yes      no   X   describe       
 Odor? yes      no   X   describe     

Blind Duplicate -1 collected at well MW-08B



**TOWN OF OYSTER BAY LANDFILL SAMPLING  
FIELD OBSERVATION LOG  
GROUNDWATER SAMPLING RECORD**

SITE Town of Oyster Bay Landfill DATE 10/21/2025

WELL ID: MW-09B Time On-site: 1:30 p.m. Time Off-site: 2:40 p.m.  
 SAMPLERS: KR

Depth of well (feet from top of casing) ..... 169.00'  
 Initial static water level (feet from top of casing)..... 95.32'  
 Approximate Pump Inlet (feet from top of casing) ..... 101'

**Purging Method** **Well Volume Calculation:**

Airlift	<u>    </u>	Centrifugal	<u>    </u>	2 in. casing:	<u>    </u> ft. of water x 0.16 =	<u>    </u> gallons
Bailer	<u>    </u>	Pos. Displ.	<u>    </u>	3 in. casing:	<u>    </u> ft. of water x 0.36 =	<u>    </u> gallons
Submersible Pump	<u>X</u>	Disposable Bladder Pump (Low Flow)	<u>    </u>	4 in. casing:	<u>73.68</u> ft. of water x 0.65 =	<u>48</u> gallons

volume of water removed: 150 gal. >3 volumes: yes X no      purged dry? yes      no X

**Field Tests**

Volume of Purge Water (Gallons)	pH	Temp (c°)	Spec. Cond. (ms/cm)	Turbidity (NTUs)	Dissolved Oxygen (mg/l)	ORP (mv)
Initial	6.70	14.61	0.492	0	2.98	248
30	5.99	14.87	0.468	0	1.91	265
60	6.01	14.88	0.468	0	0.00	263
90	6.02	14.88	0.469	0	0.34	262
120	6.03	14.90	0.469	0	0.29	261
150	6.04	14.89	0.471	0	0.00	260

Purging Rate: 3.0 GPM Purging Time: 50 min Sampling Rate: Low flow VOCs at 500 ml/m  
Remaining parameters at 1 gpm  
 Time of Sample Collection: 2:30 p.m.

Method: X Submersible Pump Analyses: (Pace Analytical Laboratory)  
X In-Line Filter (Diss. Metals) X VOCs  
     Pos. Disp. Pump X Total & Dissolved Metals  
     Disposable bailer Leachate  
     Dedicated pump X Parameters

**Observations**

Weather/Temperature: Sunny mild 60-70 F  
 Sample description: Clear, no odor

Free Product? yes	<u>    </u>	no	<u>X</u>	describe	<u>    </u>
Sheen? yes	<u>    </u>	no	<u>X</u>	describe	<u>    </u>
Odor? yes	<u>    </u>	no	<u>X</u>	describe	<u>    </u>



**TOWN OF OYSTER BAY LANDFILL SAMPLING  
FIELD OBSERVATION LOG  
GROUNDWATER SAMPLING RECORD**

SITE Town of Oyster Bay Landfill DATE 10/21/2025

WELL ID: MW-09C Time On-site: 11:45 a.m. Time Off-site: 1:30 p.m.  
 SAMPLERS: KR

Depth of well (feet from top of casing)..... 225' historical log  
 Initial static water level (feet from top of casing)..... 95.99  
 Approximate Pump Inlet (feet from top of casing) ..... 102'

**Purging Method** **Well Volume Calculation:**

Airlift	<u>    </u>	Centrifugal	<u>    </u>	2 in. casing:	<u>    </u> ft. of water x 0.16 =	<u>    </u> gallons
Bailer	<u>    </u>	Pos. Displ.	<u>    </u>	3 in. casing:	<u>    </u> ft. of water x 0.36 =	<u>    </u> gallons
Submersible Pump	<u>X</u>	Disposable Bladder Pump (Low Flow)	<u>    </u>	4 in. casing:	<u>129.01</u> ft. of water x 0.65 =	<u>83.8</u> gallons

volume of water removed: 280 gal. >3 volumes: yes X no      purged dry? yes      no X

**Field Tests**

Volume of Purge Water (Gallons)	pH	Temp (c°)	Spec. Cond. (ms/cm)	Turbidity (NTUs)	Dissolved Oxygen (mg/l)	ORP (mv)
Initial	6.08	14.72	0.347	0	9.38	233
70	5.80	15.48	0.463	0	1.16	245
140	6.07	15.59	0.513	0	1.82	232
210	6.15	15.60	0.516	0	0.86	228
280	6.18	15.59	0.517	0	0.85	225

Purging Rate: 3.5 GPM Purging Time: 80 min Sampling Rate: Low flow VOCs at 500 ml/m  
 Remaining parameters at 1 gpm

**Sampling**

Time of Sample Collection: 1:15 p.m.  
 Method: X Submersible Pump X Analyses: (Pace Analytical Laboratory)  
X In-Line Filter (Diss. Metals) X VOCs  
     Pos. Disp. Pump X Total & Dissolved Metals  
     Disposable bailer      Leachate  
     Dedicated pump X Parameters

**Observations**

Weather/Temperature: Sunny mild 60-70 F  
 Sample description: Clear, no odor  
 Free Product? yes      no X describe       
 Sheen? yes      no X describe       
 Odor? yes      no X describe     



**APPENDIX B**

**CHAIN OF CUSTODY FORMS**

# CHAIN-OF-CUSTODY Analytical Request Document

Chain-of-Custody is a LEGAL DOCUMENT - Complete all relevant fields

Pace® Location Requested (City/State): Pace Analytical Long Island NY 575 Broad Hollow Rd, Melville, NY 11747

Customer Project #: 3617-10  
 Project Name: see old Bethpage Landfill Part Termination Env program old Bethpage Landfill  
 Site Collection Info/Facility ID (as applicable): Bethpage New York  
 Time Zone Collected: EST  
 Regulatory Program (DW, RCRA, etc.) as applicable: Reportable Yes  No

Contact/Report To: Bobbitt Petrella Keith Robins  
 Phone #: (516) 364-9890  
 E-Mail: spetrella@db-eng.com KRobins@db-eng.com  
 Cc E-Mail: R.petrella@db-eng.com  
 Invoice To: Accounts Payable MATT RUSSO  
 Invoice E-Mail: ap@db-eng.com M.RUSSO@Tobacco.net  
 Purchase Order # (if applicable): ---  
 Quote #:

Rush (Pre-approval required): Standard  
 Date Results Requested: ETA Next  
 Matrix Codes (Insert in Matrix box below): Drinking Water (DW), Ground Water (GW), Waste Water (WW), Product (P), Soil/Solid (SS), Oil (OL), Wipe (WP), Tissue (TS), Blossom (B), Vapor (V), Surface Water (SW), Sediment (SED), Sludge (SL), Caulk (CK), Leachate (LL), Biosolid (BS), Other (OT)  
 Date Results Requested: ETA Next  
 Analysis: Disolved metals

Customer Sample ID	Matrix *	Comp / Grab	Composite Start		Collected or Composite End		# Cont.	Res. Chlorine	
			Date	Time	Date	Time		Results	Units
<u>TRIP Blank - 10/21/15</u>	<u>water</u>	<u>-</u>	<u>-</u>	<u>-</u>	<u>-</u>	<u>-</u>	<u>2</u>	<u>-</u>	<u>-</u>
<u>OBS-1 - 10/21/15</u>	<u>GW</u>	<u>G</u>	<u>10/21/15</u>	<u>11:05 am</u>	<u>-</u>	<u>-</u>	<u>10</u>	<u>-</u>	<u>-</u>
<u>MW-09C - 10/21/15</u>	<u>GW</u>	<u>G</u>	<u>10/21/15</u>	<u>1:50 pm</u>	<u>-</u>	<u>-</u>	<u>10</u>	<u>-</u>	<u>-</u>
<u>MW-09B - 10/21/15</u>	<u>GW</u>	<u>G</u>	<u>10/21/15</u>	<u>2:30 pm</u>	<u>-</u>	<u>-</u>	<u>10</u>	<u>-</u>	<u>-</u>
<u>MW-05B - 10/21/15</u>	<u>GW</u>	<u>G</u>	<u>10/21/15</u>	<u>3:30 pm</u>	<u>-</u>	<u>-</u>	<u>10</u>	<u>-</u>	<u>-</u>

Additional Instructions from Pace®: Bottles dented with "F" for dissolved metals were field filtered

Collected By: Keith Robins  
 Signature: Keith Robins

Relinquished by/Company: Keith Robins/PIB Engineers and Architects Date/Time: 10/21/15 17:40  
 Relinquished by/Company: Keith Robins/PIB Engineers and Architects Date/Time: 10/21/15 17:40  
 Relinquished by/Company: Keith Robins/PIB Engineers and Architects Date/Time: 10/21/15 17:40  
 Relinquished by/Company: Keith Robins/PIB Engineers and Architects Date/Time: 10/21/15 17:40

Customer Remarks / Special Conditions / Possible Hazards:  
 # Coolers: 1 Thermometer ID: 201 Correction Factor (°C): 2.6 On lot: 2.6  
 Tracking Number: WABS 1740  
 Delivered by:  Person  Counter  
 [ ] FedEx [ ] UPS [ ] Other  
 Page: 1 of 1

LAB USE ONLY - Affix Workorder/Login Label Here

WO#: **70386899**



Specify Container Size: 63

Identify Container Preservative Type: HCL 1/2

Analysts Requested: Leachate Indicators

Proj. Mgr: Loth-Beyer Kim Mack

AcctNum / Client ID: 5278

Table #: EZ 3313868

Profile / Template: 5278

Prelog / Bottle Ord. ID: EZ 3313868

Sample Comment: VOCS (8260) Metals Total and

Preservation non-conformance identified for sample:

1, (4)

4, (8)

\*\*\* Preservative Types: (1) None, (2) HNO3, (3) H2SO4, (4) HCl, (5) NaOH, (6) Zn Acetate, (7) NaHSO4, (8) Sod. Thiosulfate, (9) Ascorbic Acid, (10) MeOH, (11) Other

ENV-FRM-CORQ-0019\_v02\_110123 ©



Pace® Location Requested (City/State):  
Pace Analytical Long Island NY  
575 Broad Hollow Rd, Melville, NY 11747

Company Name: Dvirka & Bartilucci  
Street Address: 330 Crossways Park Drive  
Woodbury, NY 11797

Contact/Report To: Robbin Petrella  
Phone #: (516) 364-9890  
E-Mail: rp@pacelabs.com  
Cc E-Mail: R Petrella @ db-eg.com

Accounts Payable: MATT RUSSO  
E-Mail: mp@db-eg.com  
Purchase Order # (if applicable):  
Quote #:

Invoice To: Accounts Payable  
Invoice E-Mail: mp@db-eg.com  
Purchase Order # (if applicable):  
Quote #:

County / State origin of sample(s): New York  
Reportable  Yes  No  
Regulatory Program (DW, RCRA, etc.) as applicable:

Customer Project #: 3617-10  
Project Name: Post Remediation Groundwater Monitoring  
Site Collection Info/Facility ID (as applicable): Old Bethpage Landfill

Date Results Requested: Standard  
Date Results: 10/24/25  
Field Filtered (if applicable): Yes  
Analysis: Disolve Metals

Time Zone Collected: [ ] AK [ ] PT [ ] MT [ ] CT [ ] ET [ ] EDT  
Data Deliverables: [ ] Level II [ ] Level III [ ] Level IV  
Rush (Pre-approval required): [ ] Same Day [ ] 1 Day [ ] 2 Day [ ] 3 Day [ ] Other

**WO#: 70387674**  
  
Affix Workorder/Login Label Here

Specify Container Size \*\*  
Identify Container Preservative Type \*\*\*  
Analysis Requested  
Preservation non-conformance identified for

Customer Sample ID	Matrix *	Composite Start		Collected or Composite End		# Cont.	Res. Chlorine		Sample Comment
		Date	Time	Date	Time		Results	Units	
TRIP Blank - 10/24/25 AR		10/24/25				2			
MW-08B-10/24/25 GW		10/24/25	1100 AM			10			
MW-08A-10/24/25 GW		10/24/25	1200 PM			10			
Blind Duplicate - 10/24/25 GW		10/24/25	0000			10			

Additional Instructions from Pace:  
Sample bottles desired with a (F) we fill filter for dissolved metals  
Received by: Keith Rubin  
Signature: [Signature]

Customer Remarks / Special Conditions / Possible Hazards:  
# Coolants: 1  
Thermometer ID: TH211  
Obs. Temp. (°C): 20.3  
Corrected Temp. (°C): 20.4  
On Ice: Yes  
Trapping Number: 10/24/25/623  
Date/Time: 10/24/25 1623  
Delivered by: [Signature] Person [ ] Courier [ ] FedEx [ ] UPS [ ] Other [ ]  
Page: **1** of **1**

Pace® Location Requested (City/State):  
 Pace Analytical Long Island NY  
 575 Broad Hollow Rd, Melville, NY 11747

**CHAIN-OF-CUSTODY Analytical Request Document**  
 Chain-of-Custody is a LEGAL DOCUMENT - Complete all relevant fields

Company Name: TOWN OF Oyster Bay Contact/Report To: Robbie Petrella  
 Street Address: 330 Crossways Park Drive Phone #: 516 364-5890  
Woodbury, NY 11797 E-Mail: mskella@oysterbay.com  
 Cc E-Mail: R Petrella@db-ny.com

Customer Project #: 3617-10 Invoice To: Matt Russo  
 Project Name: Groundwater Seepage Semi-Annual Post Invoice E-Mail: mrusso@oysterbay-ny.gov  
Termination GW Event 2025 Purchase Order # (if applicable): Old Peckpage Landfill  
Peckpage, NY Quote #:

Time Zone Collected: [ ] AK [ ] PT [ ] MT [ ] CT [ ] ET [ ] AT [ ] NT [ ] MST [ ] PST [ ] MST [ ] PST [ ] Other  
 Data Deliverables: [ ] Level II [ ] Level III [ ] Level IV  
 Regulatory Program (DW, RCRA, etc.) as applicable: Reportable [ ] Yes [ ] No

Rush (Pre-approval required): [ ] 1 Day [ ] 2 Day [ ] 3 Day [ ] Other  
 Date Results: 10/29/25 Field Filtered (if applicable): Yes [ ] No  
 Requested: Standard Analysis: Dissolved Metals  
 \* Matrix Codes (Insert in Matrix box below): Drinking Water (DW), Ground Water (GW), Waste Water (WW), Product (P), Soil/Solid (SS), Oil (OL), Wipe (WP), Tissue (TS), Bioassay (B), Vapor (V), Surface Water (SW), Sediment (SED), Sludge (SL), Caulk (CK), Leachate (LL), Biosolid (BS), Other (OT)

Customer Sample ID	Matrix *	Comp / Grab	Composite Start		# Cont.	Res. Chlorine
			Date	Time		
<u>TRIP Blank - 10/29/25</u>	<u>Air</u>	<u>-</u>	<u>10/29/25</u>	<u>-</u>	<u>2</u>	<u>-</u>
<u>LF-1 - 10/29/25</u>	<u>GW</u>	<u>G</u>	<u>10/29/25</u>	<u>12:30 pm</u>	<u>10</u>	<u>-</u>
<u>Field Blank - 10/29/25</u>	<u>Air</u>	<u>G</u>	<u>10/29/25</u>	<u>5:45 pm</u>	<u>10</u>	<u>-</u>

Additional Instructions from Pace®: Sample bottles decont and to field. Field to be used for dissolved metals. Send data to lab data@db-ny.com  
 Collected By: Keith Roberts  
 Signature: Keith Roberts  
 Received by/Company: ST RL  
 Date/Time: 10/29/25 10:57 AM  
 Received by/Company: 103025  
 Date/Time: 10/30/25  
 Received by/Company: 103025  
 Date/Time: 10/30/25  
 Received by/Company: 103025  
 Date/Time: 10/30/25

**WO#: 70387947**  
 PM: KMM Due Date: 11/12/25  
 CLIENT: TOY

Specify Container Size \*\*  
 Identify Container Preservative Type \*\*\*  
 Analysis Requested

Lab Use Only	Alkalinity	Cyanide	Dissolved Total Metals	Leachate Parameters	Phenolics, Total	TKN, NH3	Total Metals	Sample Comment
<u>DI WATER Regular</u>	<u>✓</u>	<u>✓</u>	<u>✓</u>	<u>✓</u>	<u>✓</u>	<u>✓</u>	<u>✓</u>	<u>✓</u>
<u>✓</u>	<u>✓</u>	<u>✓</u>	<u>✓</u>	<u>✓</u>	<u>✓</u>	<u>✓</u>	<u>✓</u>	<u>✓</u>
<u>✓</u>	<u>✓</u>	<u>✓</u>	<u>✓</u>	<u>✓</u>	<u>✓</u>	<u>✓</u>	<u>✓</u>	<u>✓</u>

Customer Remarks / Special Conditions / Possible Hazards:  
 # Coolers: 1 Thermometer ID: TR11 Correction Factor (%): 10.1 On Ice: Y  
 Oth. Temp. (°C): 1.5 Corrected Temp. (°C): 1.6  
 Tracking Number:  
 Date/Time: 10/30/25 10:57  
 Delivered by: Person [ ] Courier [ ] FedEx [ ] UPS [ ] Other [ ]  
 Page: 2 of 4



Pace® Location Requested (City/State):  
Pace Analytical Long Island NY  
575 Broad Hollow Rd, Melville, NY 11747

Company Name: Quika & Barchiesi  
Street Address: 330 Crossways Park Drive  
Woodbury, NY 11797

Contact/Report To: ADDITTRETTA Keri H Rubin  
Phone #: (516) 364-9890  
E-Mail: petreth@db-eng.com / Rubins@db-eng.com  
Cc E-Mail: R Petrella @ db-eng.com

Customer Project #: 3617-10  
Project Name: see second semi-annual list  
Terminals GW E-101-2025

Invoice To: Accounts Payable  
Invoice E-Mail: ap@db-eng.com  
Purchase Order # (if applicable):  
Quote #:

Site Collection Info/Facility ID (as applicable): old Be Vantage LE  
Bullhogg, NY

Invoice To: Accounts Payable  
Invoice E-Mail: ap@db-eng.com  
Purchase Order # (if applicable):  
Quote #:

Time Zone Collected: [ ] AK [ ] PT [ ] MT [ ] CT [ ] ET  
Data Deliverables:  
[ ] Level II [ ] Level III [ ] Level IV  
[ ] EQUIS  
Other: CCL 2025 B

County / State origin of sample(s): New York  
Reportable [ ] Yes [X] No  
Regulatory Program (DW, RCRA, etc.) as applicable:  
Rush (Pre-approval required):  
[ ] Same Day [ ] 1 Day [ ] 2 Day [ ] 3 Day [ ] Other

Date Results Requested: Standard  
Field Filtered (if applicable): Yes  
Analysis: 10/28/25  
\* Matrix Codes (Insert in Matrix box below): Drinking Water (DW), Ground Water (GW), Waste Water (WW), Product (P), Soil/Solid (SS), Oil (OL), Wipe (WP), Tissue (TS), Biossary (B), Vapor (V), Surface Water (SW), Sediment (SED), Sludge (SL), Caulk (CK), Leachate (L), Blossid (BS), Other (OT)

DW PWSID # or WW Permit # as applicable:  
Date Results Requested: Standard  
Field Filtered (if applicable): Yes  
Analysis: 10/28/25

Customer Sample ID	Matrix *	Comp / Grab	Composite Start		Collected or Composite End		# Cont.	Res. Chlorine	Units
			Date	Time	Date	Time			
<u>TRIP Blank - 10/28/25</u>	<u>Water</u>	<u>G</u>	<u>10/28/25</u>	<u>-</u>	<u>-</u>	<u>2</u>	<u>-</u>	<u>-</u>	<u>-</u>
<u>MW-06E-10/28/25</u>	<u>GW</u>	<u>G</u>	<u>10/28/25</u>	<u>5:00 pm</u>	<u>-</u>	<u>10</u>	<u>-</u>	<u>-</u>	<u>-</u>
<u>LF-2-10/28/25</u>	<u>GW</u>	<u>G</u>	<u>10/28/25</u>	<u>11:50 AM</u>	<u>-</u>	<u>10</u>	<u>-</u>	<u>-</u>	<u>-</u>

Additional Instructions from Pace: Sample bottles decontaminated (F)  
were found, filtered for dissolved metals  
see data to Lab data @ db-eng.com  
Relinquished by/Company: (Signature) Kerith Rubin Date/Time: 10-29-25 0918  
Relinquished by/Company: (Signature) Kerith Rubin Date/Time: 10-29-25 0918  
Relinquished by/Company: (Signature) Kerith Rubin Date/Time: 10-29-25 0918  
Relinquished by/Company: (Signature) Kerith Rubin Date/Time: 10-29-25 0918

MO#: 70387947

PH: KMH Due Date: 11/13/25  
CLIENT: TOY

Specify Container Size \*\*  
63  
Identify Container Preservative Type\*\*\*  
4 1/2  
Analysis Requested

Lab Use Only  
Proj. Migr: Lori Beyer  
AcctNum / Client ID:  
Table #:  
Profile / Template: 5278  
Prelg / Bottle Ord. ID: EZ 3313868  
Sample Comment

8260D Volatile Organics	Typical dissolved metals (F)	Leachate Indicators	Preservation non-conformance identified for sample
<input checked="" type="checkbox"/>	<input checked="" type="checkbox"/>	<input checked="" type="checkbox"/>	
<input checked="" type="checkbox"/>	<input checked="" type="checkbox"/>	<input checked="" type="checkbox"/>	
<input checked="" type="checkbox"/>	<input checked="" type="checkbox"/>	<input checked="" type="checkbox"/>	

Customer Remarks / Special Conditions / Possible Hazards:  
# Conflicts: 1  
Ohs. Temp. (°C) 0.1 Corrected Temp. (°C) 0.2 On Ice:  
Tracking Number: 10/29/25 9:25  
Delivered by: Person [ ] Courier  
Page: 1 of 1

**MO# : 70387947**



**CHAIN-OF-CUSTODY Analytical Request Document**  
 Chain-of-Custody is a LEGAL DOCUMENT - Complete all relevant fields

Pace® Location Requested (City/State):  
 Pace Analytical Long Island NY  
 575 Broad Hollow Rd, Melville, NY 11747

Company Name: James Oyster Bay DAB Egg, mussels & clams  
 Street Address: 330 Crossways Park Drive  
 Woodbury, NY 11797

Contact/Report To: Robbin Petrella  
 Phone #: (516) 838-2700  
 E-Mail: 4petrella@db-egg.com  
 Cc E-Mail: R Petrella @ db-egg.com

Customer Project #: 3617-10  
 Project Name: Groundwater  
Post Remediation GW  
Second Semi-annual Event in  
Old Bethpage Landfill  
Bethpage, NY

Site Collection Info/Facility ID (as applicable):  
 Invoice To: Matt Russo  
 Invoice E-Mail: mrusso@oysterbay-ny.gov  
 Purchase Order # (if applicable):  
 Quote #:

Time Zone Collected: [ ] AK [ ] PT [ ] MT [ ] CT [ ] ET [ ] T [ ] No

Data Deliverable: [ ] Level II [ ] Level III [ ] Level IV  
 EQUIS  
CATAGORY B

Rush (Pre-approval required):  
 Same Day [ ] 1 Day [ ] 2 Day [ ] 3 Day [ ] Other: \_\_\_\_\_  
 DW PWSID # or WW Permit # as applicable: \_\_\_\_\_

Date Results Requested: Standard  
 Field Filtered (if applicable): Yes [ ] No  
 Analysis: Dissolved metals

\* Matrix Codes (insert in Matrix box below): Drinking Water (DW), Waste Water (WW), Product (P), Soil/Solid (SS), Oil (OL), Wipe (WP), Tissue (TS), Bioassay (B), Vapor (V), Surface Water (SW), Sediment (SED), Sludge (SL), Chulk (CK), Leachate (LL), Biosolid (BS), Other (OT)

Customer Sample ID	Matrix * Comp / Grab	Composite Start		Collected or Composite End		# Cont.	Res. Chlorine Results	Units	8260 Volatile Organics	Alkalinity	Cyanide	DI WATER Regular	Dissolved Total Metals	Leachate Parameters	Phenolics, Total	TKN, NH3	Total Metals	Preservation non-conformance identified for
		Date	Time	Date	Time													
TRIC Blank - 10/27/25	AR	-	-	-	-	2	-	-	✓	-	-	-	-	-	-	-	-	
MW-06F-10/27/25	GW	10/27/25	12:10pm	-	-	10	-	-	✓	✓	✓	✓	✓	✓	✓	✓	✓	
MW-06C-10/27/25	GW	10/27/25	1:15pm	-	-	10	-	-	✓	✓	✓	✓	✓	✓	✓	✓	✓	
MW-06B-10/27/25	GW	10/27/25	3:05pm	-	-	10	-	-	✓	✓	✓	✓	✓	✓	✓	✓	✓	

Additional Instructions from Pace®: Sample bottles decontaminated  
more field filters for dissolved metals  
Send date & lab date @ db-egg.com

Collected By: Keith Robins  
 Signature: Keith Robins

Received by/Company: James Oyster Bay  
 Signature: Keith Robins

Date/Time: 10/28/25 0910

Received by/Company: James Oyster Bay  
 Signature: Keith Robins

Date/Time: \_\_\_\_\_

Received by/Company: \_\_\_\_\_  
 Signature: \_\_\_\_\_

Date/Time: \_\_\_\_\_

Received by/Company: \_\_\_\_\_  
 Signature: \_\_\_\_\_

Date/Time: \_\_\_\_\_

## **APPENDIX C**

### **DATA VALIDATION CHECKLIST**

## DATA VALIDATION CHECKLIST

Project Name:	Old Bethpage Landfill		
Project Number:	3617-10		
Sample Date(s):	October 21, 2025		
Sample Team:	Keith Robins		
Matrix/Number of Samples:	<u>Water/ 4</u> <u>Field Duplicates/ 0</u> <u>Trip Blanks / 1</u> <u>Field Blanks/ 0</u>		
Analyzing Laboratory:	Pace Analytical, Melville, NY and Newburgh, NY		
Analyses:	<u>Volatile Organic Compounds (VOCs):</u> by SW846 8260D <u>Metals:</u> Total and dissolved by USEPA 200.7 and mercury by USEPA 245.1 <u>General Chemistry:</u> Alkalinity (SM2320B), Hardness (SM2340B), Total Dissolved Solids (SM 2540C), Hexavalent Chromium (SM22 3500), Chloride and Sulfate (USEPA 300.0), Total Kjeldahl Nitrogen (TKN) (USEPA 351.2), Nitrate-Nitrite and Nitrite (USEPA 353.2), Ammonia (SM22 4500), Cyanide (SM22 4500), and Phenolics (USEPA 420.4). BOD (SM 5210B) for sample MS-09B.		
Laboratory Report No:	70386899	Date:	11/21/2025

## ANALYTICAL DATA PACKAGE DOCUMENTATION

### GENERAL INFORMATION

	Reported		Performance Acceptable		Not
	No	Yes	No	Yes	Required
1. Sample results		X		X	
2. Parameters analyzed		X		X	
3. Method of analysis		X		X	
4. Sample collection date		X		X	
5. Laboratory sample received date		X		X	
6. Sample analysis date		X		X	
7. Copy of chain-of-custody form signed by Lab sample custodian		X		X	
8. Narrative summary of QA or sample problems provided		X		X	

QA - quality assurance

### Comments:

A validation was conducted on the data package and any applicable qualification of the data was determined using the USEPA National Functional Guidelines of Organic Data Review, November 2020, or USEPA National Functional Guidelines of Inorganic Data Review, November 2020, method performance criteria, and D&B Engineers and Architects, D.P.C. professional judgment. The qualification of data discussed within this data validation checklist did not impact the usability of the sample results.

Pages

**Custody Numbers:70386899  
SAMPLE AND ANALYSIS LIST**

Sample ID	Lab ID	Sample Collection Date	Parent Sample	Analysis				
				VOC	SVOC	PCB	MET	MISC
OBS-1	70386899001-3	10/21/2025		X			X	X
MW-09C	70386899002-5	10/21/2025		X			X	X
MW-09B	70386899004-7	10/21/2025		X			X	X
MW-05B	70386899006-9	10/21/2025		X			X	X
TRIP BLANK	70386899008	10/21/2025		X				

**ORGANIC ANALYSES  
VOCS**

	Reported		Performance Acceptable		Not Required
	No	Yes	No	Yes	
1. Holding times		X		X	
2. Blanks					
A. Method blanks		X		X	
B. Trip blanks		X		X	
C. Field blanks		X		X	
3. Matrix spike (MS) & MS duplicate %R		X		X	
4. Duplicate RPD		X		X	
5. Laboratory control sample (LCS) %R		X		X	
6. Surrogate spike recoveries		X		X	
7. Field duplicate					X

VOCs - volatile organic compounds

%R - percent recovery

RPD - relative percent difference

Comments:

The performance was acceptable.

**INORGANIC ANALYSES  
METALS**

	Reported		Performance Acceptable		Not Required
	No	Yes	No	Yes	
1. Holding times		X		X	
2. Blanks					
A. Method blanks		X	X		
B. Field blanks		X	X		
3. Laboratory control samples (LCS) %R		X		X	
4. Spike sample %R		X	X		
5. Duplicate RPD		X		X	
6. Serial dilution check %D		X	X		
7. Total versus dissolved results		X		X	
8. Field duplicate					X

%R - percent recovery

%D - percent difference

RPD - relative percent difference

Comments:

The performance was acceptable, except the following:

2. Total aluminum, dissolved aluminum, total potassium, and total mercury was detected in the method blank. Total iron and dissolved mercury were detected in FIELD BLANK reported in data package 70387947. The following were qualified as non-detect (UB): total aluminum in samples MW-09C, MW-09B, and MW-05B; and total mercury, dissolved mercury, and dissolved aluminum in all samples.
4. The percent recoveries (%R's) were above the QC limits in the spike for dissolved calcium and dissolved manganese associated with all samples in data packages 70386899 and 70387674 and sample MW-06F; and total potassium associated with samples MW-09C, MW-09B, and MW-05B. These parameters in the associated samples were detected and qualified as estimated bias high (JH).
6. The serial dilution %Ds were above the QC limits for total aluminum and sodium associated with samples OBS-1, MW-09C, and MW-09B. The following were qualified as estimated (J): total aluminum in sample OBS-1 and total sodium in samples OBS-1, MW-09C, and MW-09B.

**INORGANIC ANALYSES  
GENERAL CHEMISTRY**

	Reported		Performance Acceptable		Not Required
	No	Yes	No	Yes	
1. Holding times		X	X		
2. Blanks					
A. Method blanks		X		X	
B. Field blanks		X	X		
3. Laboratory spike %R		X		X	
4. Laboratory duplicate RPD		X		X	
5. Matrix spike %R		X	X		
6. Field duplicate					X

%R percent recovery

RPD - relative percent difference

%D – percent difference

RSD - relative standard deviation

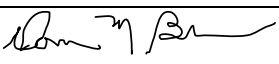
Comments:

The performance was acceptable, except the following:

1. BOD was analyzed outside of holding time requirement for sample MW-09B and was qualified as an estimated limit (UJ).
- 2B. Alkalinity, total(CaCO<sub>3</sub>), alkalinity, bicarbonate, nitrogen, kjeldahl, total, and nitrogen, ammonia were detected in the Field Blank. The following were qualified as non-detect (UB): alkalinity, total(CaCO<sub>3</sub>) and alkalinity,bicarbonate in samples MW-05B and MW-09B; and nitrogen, ammonia in sample MW-09B.
5. The MS %Rs were below the QC limits for alkalinity,carbonate associated with samples MW-09B and MW-05B; and sulfate associated with all samples. These compounds were qualified as an estimated limit (UJ) or estimated bias low (JL) in associated samples.

**DATA VALIDATION AND  
QUALIFICATION SUMMARY**
**Laboratory Numbers:70386899**

<u>Sample ID</u>	<u>Analyte(s)</u>	<u>Qualifier</u>	<u>Reason(s)</u>
<b><u>VOCs</u></b>			
No qualification of the data was necessary.			
<b><u>Metals</u></b>			
MW-09C, MW-09B, and MW-05B	Total aluminum	UB	Detected in the method blank and FIELD BLANK reported in data package 70387947
All samples	Total mercury, dissolved mercury, and dissolved aluminum		
All samples	Dissolved calcium and dissolved manganese	JH	The %Rs were above the QC limits in the spike
MW-09C, MW-09B, and MW-05B	Total potassium		
OBS-1	Total aluminum	J	The serial dilution %Ds were above the QC limits
OBS-1, MW-09C, and MW-09B	Total sodium		
<b><u>General Chemistry</u></b>			
MW-09B	BOD	UJ	Analyzed outside of holding time
MW-05B and MW-09B	Alkalinity, total(CaCO3) and alkalinity,bicarbonate	UB	Detected in the Field Blank
MW-09B	Nitrogen, ammonia		
MW-09B and MW-05B	Alkalinity,carbonate	JL/UJ	The %Rs were below the QC limits in the matrix spike
All samples	Sulfate		

VALIDATION PERFORMED BY & DATE:	Donna M. Brown 11/25/2025
VALIDATION PERFORMED BY SIGNATURE:	

## DATA VALIDATION CHECKLIST

Project Name:	Old Bethpage Landfill		
Project Number:	3617-10		
Sample Date(s):	October 24, 2025		
Sample Team:	Keith Robins		
Matrix/Number of Samples:	<u>Water/ 2</u> <u>Field Duplicates/ 1</u> <u>Trip Blanks / 1</u> <u>Field Blanks/ 0</u>		
Analyzing Laboratory:	Pace Analytical, Melville, NY & Newburgh, NY		
Analyses:	<u>Volatile Organic Compounds (VOCs):</u> by SW846 8260D <u>Metals:</u> Total and dissolved by USEPA 200.7 and mercury by USEPA 245.1 <u>General Chemistry:</u> Alkalinity (SM2320B), Hardness (SM2340B), Total Dissolved Solids (SM 2540C), Hexavalent Chromium (SM22 3500), Chloride and Sulfate (USEPA 300.0), Total Kjeldahl Nitrogen (TKN) (USEPA 351.2), Nitrate-Nitrite and Nitrite (USEPA 353.2), Ammonia (SM22 4500), Cyanide (SM22 4500), and Phenolics (USEPA 420.4)		
Laboratory Report No:	70387674	Date:	11/14/2025

## ANALYTICAL DATA PACKAGE DOCUMENTATION

### GENERAL INFORMATION

	Reported		Performance Acceptable		Not
	No	Yes	No	Yes	Required
1. Sample results		X		X	
2. Parameters analyzed		X		X	
3. Method of analysis		X		X	
4. Sample collection date		X		X	
5. Laboratory sample received date		X		X	
6. Sample analysis date		X		X	
7. Copy of chain-of-custody form signed by Lab sample custodian		X		X	
8. Narrative summary of QA or sample problems provided		X		X	

QA - quality assurance

### Comments:

A validation was conducted on the data package and any applicable qualification of the data was determined using the USEPA National Functional Guidelines of Organic Data Review, November 2020, or USEPA National Functional Guidelines of Inorganic Data Review, November 2020, method performance criteria, and D&B Engineers and Architects, D.P.C professional judgment. The qualification of data discussed within this data validation checklist did not impact the usability of the sample results.

Pages

**Custody Numbers:70387674  
SAMPLE AND ANALYSIS LIST**

Sample ID	Lab ID	Sample Collection Date	Parent Sample	Analysis				
				VOC	SVOC	PCB	MET	MISC
MW-08A	70387674001-2	10/24/2025		X			X	X
MW-08B	70387674003-4	10/24/2025		X			X	X
BLIND DUPLICATE-1	70387674005-6	10/24/2025	MW-08A	X			X	X
TRIP BLANK	70387674007-8	10/24/2025		X			X	X

**ORGANIC ANALYSES  
VOCS**

	Reported		Performance Acceptable		Not Required
	No	Yes	No	Yes	
1. Holding times		X		X	
2. Blanks					
A. Method blanks		X		X	
B. Trip blanks		X		X	
C. Field blanks		X		X	
3. Matrix spike (MS) & MS duplicate %R		X		X	
4. Duplicate RPD		X		X	
5. Laboratory control sample (LCS) %R		X		X	
6. Surrogate spike recoveries		X		X	
7. Field duplicate		X		X	

VOCs - volatile organic compounds

%R - percent recovery

RPD - relative percent difference

Comments:

The performance was acceptable.

**INORGANIC ANALYSES  
METALS**

	Reported		Performance Acceptable		Not Required
	No	Yes	No	Yes	
1. Holding times		X		X	
2. Blanks					
A. Method blanks		X	X		
B. Field blanks		X	X		
3. Laboratory control samples (LCS) %R		X		X	
4. Spike sample %R		X	X		
5. Duplicate RPD		X		X	
6. Serial dilution check %D		X		X	
7. Total versus dissolved results		X		X	
8. Field duplicate		X		X	

%R - percent recovery

%D - percent difference

RPD - relative percent difference

Comments:

The performance was acceptable, except the following:

2. Dissolved and total aluminum; and total mercury were detected in the method blank. Total iron and dissolved mercury were detected in the FIELD BLANK reported in data package 70387947. Dissolved mercury in sample MW-08B and dissolved aluminum and total mercury in samples MW-08A and MW-08B were detected and qualified as non-detect (UB).
  
4. The %Rs were above the QC limits in the spike for dissolved calcium and manganese associated with all samples and were qualified as estimated bias high (JH).

**INORGANIC ANALYSES  
GENERAL CHEMISTRY**

	Reported		Performance Acceptable		Not Required
	No	Yes	No	Yes	
1. Holding times		X		X	
2. Blanks					
A. Method blanks		X		X	
B. Field blanks		X	X		
3. Laboratory spike %R		X		X	
4. Laboratory duplicate RPD		X		X	
5. Matrix spike %R		X	X		
6. Field duplicate		X		X	

%R percent recovery

RPD - relative percent difference

%D – percent difference

RSD - relative standard deviation

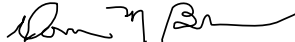
Comments:

The performance was acceptable, except the following:

- 2B. Alkalinity, total(CaCO<sub>3</sub>), alkalinity, bicarbonate, nitrogen, kjeldahl, total, and nitrogen, ammonia were detected in the Field Blank. The following were qualified as non-detect (UB): alkalinity, total(CaCO<sub>3</sub>) and alkalinity, bicarbonate in samples MW-08A and MW-08B; and nitrogen, ammonia in sample MW-08B.
5. The MS %Rs were below the QC limits for phenolics and alkalinity, carbonate associated with all samples. They were qualified as an estimated limit (UJ) or estimated bias low (JL) in all samples.

**DATA VALIDATION AND  
QUALIFICATION SUMMARY**
**Laboratory Numbers:70387674**

<u>Sample ID</u>	<u>Analyte(s)</u>	<u>Qualifier</u>	<u>Reason(s)</u>
<b><u>VOCs</u></b>			
No qualification of the data was not necessary.			
<b><u>Metals</u></b>			
MW-08B	Dissolved mercury	UB	Detected in the Blanks
MW-08A and MW-08B	Dissolved aluminum and total mercury		
All samples	Dissolved calcium and manganese	JH	The %Rs were above the QC limits in the spike
<b><u>General Chemistry</u></b>			
MW-08A and MW-08B	Alkalinity, total(CaCO <sub>3</sub> ) and alkalinity,bicarbonate	UB	Detected in the Blank
MW-08B	Nitrogen, ammonia		
All samples	Phenolics and alkalinity,carbonate	UJ/JL	The MS %Rs were below the QC limits

VALIDATION PERFORMED BY & DATE:	Donna M. Brown 11/25/2025
VALIDATION PERFORMED BY SIGNATURE:	

## DATA VALIDATION CHECKLIST

Project Name:	Old Bethpage Landfill		
Project Number:	3617-10		
Sample Date(s):	October 27-29, 2025		
Sample Team:	Keith Robins		
Matrix/Number of Samples:	<u>Water/ 6</u> <u>Field Duplicates/ 0</u> <u>Trip Blanks / 3</u> <u>Field Blanks/ 1</u>		
Analyzing Laboratory:	Pace Analytical, Melville, NY & Newburgh, NY		
Analyses:	<u>Volatile Organic Compounds (VOCs):</u> by SW846 8260D <u>Metals:</u> Total and dissolved by USEPA 200.7 and mercury by USEPA 245.1 <u>General Chemistry:</u> Alkalinity (SM2320B), Hardness (SM2340B), Total Dissolved Solids (SM 2540C), Hexavalent Chromium (SM22 3500), Chloride and Sulfate (USEPA 300.0), Total Kjeldahl Nitrogen (TKN) (USEPA 351.2), Nitrate-Nitrite and Nitrite (USEPA 353.2), Ammonia (SM22 4500), Cyanide (SM22 4500), and Phenolics (USEPA 420.4)		
Laboratory Report No:	70387947	Date:	11/18/2025

## ANALYTICAL DATA PACKAGE DOCUMENTATION

### GENERAL INFORMATION

	Reported		Performance Acceptable		Not
	No	Yes	No	Yes	Required
1. Sample results		X		X	
2. Parameters analyzed		X		X	
3. Method of analysis		X		X	
4. Sample collection date		X		X	
5. Laboratory sample received date		X		X	
6. Sample analysis date		X		X	
7. Copy of chain-of-custody form signed by Lab sample custodian		X		X	
8. Narrative summary of QA or sample problems provided		X		X	

QA - quality assurance

### Comments:

A validation was conducted on the data package and any applicable qualification of the data was determined using the USEPA National Functional Guidelines of Organic Data Review, November 2020, or USEPA National Functional Guidelines of Inorganic Data Review, November 2020, method performance criteria, and D&B Engineers and Architects, D.P.C professional judgment. The qualification of data discussed within this data validation checklist did not impact the usability of the sample results.

Pages

**Custody Numbers:70387947  
SAMPLE AND ANALYSIS LIST**

Sample ID	Lab ID	Sample Collection Date	Parent Sample	Analysis				
				VOC	SVOC	PCB	MET	MISC
MW-06F	70387947001/002	10/27/25		X			X	X
MW-06C	70387947003/004	10/27/25		X			X	X
MW-06B	70387947005/006	10/27/25		X			X	X
TRIPBLANK-10/27/25	70387947007	10/27/25		X				
MW-06E	70387947009/010	10/28/25		X			X	X
LF-2	70387947011/012	10/28/25		X			X	X
TRIPBLANK-10/28/25	70387947013	10/28/25		X				
TRIPBLANK_10/29/25	70387947014	10/29/25		X				
LF-1	70387947015/016	10/29/25		X			X	X
FIELDBLANK_10/29/25	70387947017/018	10/29/25		X			X	X

**ORGANIC ANALYSES  
VOCS**

	Reported		Performance Acceptable		Not Required
	No	Yes	No	Yes	
1. Holding times		X		X	
2. Blanks					
A. Method blanks		X		X	
B. Trip blanks		X		X	
C. Field blanks		X		X	
3. Matrix spike (MS) & MS duplicate %R		X		X	
4. Duplicate RPD		X		X	
5. Laboratory control sample (LCS) %R		X		X	
6. Surrogate spike recoveries		X		X	
7. Field duplicate					X

VOCs - volatile organic compounds

%R - percent recovery

RPD - relative percent difference

Comments:

The performance was acceptable.

**INORGANIC ANALYSES  
METALS**

	Reported		Performance Acceptable		Not Required
	No	Yes	No	Yes	
1. Holding times		X		X	
2. Blanks					
A. Method blanks		X	X		
B. Field blanks		X	X		
3. Laboratory control samples (LCS) %R		X		X	
4. Spike sample %R		X	X		
5. Duplicate RPD		X		X	
6. Serial dilution check %D		X			
7. Total versus dissolved results		X		X	
8. Field duplicate					X

%R - percent recovery

%D - percent difference

RPD - relative percent difference

Comments:

The performance was acceptable, except the following:

2. Total iron and dissolved mercury were detected in the FIELD BLANK. The following were detected in the method blank: dissolved potassium associated with all samples except MW-06F; dissolved aluminum associated with sample MW-06F; and total mercury associated with samples MW-06F and MW-06C. The following were qualified as non-detect (UB): total iron in sample MW-06F; dissolved mercury in sample LF-1, MW-6E, and MW-6F; and total mercury in sample MW-06C.
  
4. The spike %Rs were above the QC limits for dissolved calcium and dissolved manganese associated with sample MW-06F and qualified as estimated bias high (JH).  
  
The spike %R was above the QC limit for total mercury associated with samples MW-06B, MW-06E, LF-2, LF-1, and FIELDBLANK\_10/29/25. No qualification of the data was necessary.
  
6. The serial dilution %Ds were above the QC limits for total calcium, magnesium, and sodium associated with samples MW-06E, LF-2, LF-1, and Field Blank and were qualified as estimated (J).

**INORGANIC ANALYSES  
GENERAL CHEMISTRY**

	Reported		Performance Acceptable		Not Required
	No	Yes	No	Yes	
1. Holding times		X	X		
2. Blanks					
A. Method blanks		X		X	
B. Field blanks		X	X		
3. Laboratory spike %R		X		X	
4. Laboratory duplicate RPD		X		X	
5. Matrix spike %R		X	X		
6. Field duplicate					X

%R percent recovery

RPD - relative percent difference

%D – percent difference

RSD - relative standard deviation

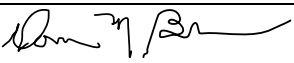
Comments:

The performance was acceptable, except the following:

1. The total hexavalent chromium were analyzed outside of holding time requirement for samples FIELD BLANK\_10/29, LF-1, LF-2, and MW-06F. They were qualified as an estimated limit (UJ) for samples FIELD BLANK\_10/29, LF-1, LF-2, and MW-06F.
- 2B. Alkalinity, total(CaCO<sub>3</sub>), alkalinity, bicarbonate, nitrogen, kjeldahl, total, nitrogen, and ammonia were detected in the Field Blank. Nitrogen, kjeldahl, total in samples LF-1 and MW-06F; and nitrogen, ammonia in sample LF-1 were qualified as non-detect (UB).
5. The MS %Rs were below the QC limits for alkalinity, carbonate and nitrite associated with all samples. These compounds were qualified as an estimated limit (UJ) or estimated bias low (JL) in all samples.

**DATA VALIDATION AND  
QUALIFICATION SUMMARY**
**Laboratory Numbers:70387947**

<u>Sample ID</u>	<u>Analyte(s)</u>	<u>Qualifier</u>	<u>Reason(s)</u>
<b><u>VOCs</u></b>			
No qualification of the data was necessary.			
<b><u>Metals</u></b>			
MW-06F	Total iron	UB	Detected in the Blanks
LF-1, MW-6E, and MW-6F	Dissolved mercury		
MW-06C	Total mercury		
MW-06F	Dissolved calcium and dissolved manganese	JH	The spike %Rs were above the QC limits
MW-06E, LF-2, LF-1, and Field Blank	Total calcium, magnesium, and sodium	J	The serial dilution %Ds were above the QC limits
<b><u>General Chemistry</u></b>			
FIELD BLANK_10/29, LF-1, LF-2, and MW-06F	Total hexavalent chromium	UJ	Analyzed outside of holding time
LF-1 and MW-06F	Nitrogen, kjeldahl, total	UB	Detected in the Field Blank
LF-1	Nitrogen, ammonia		
All samples	Alkalinity, carbonate and nitrite	UJ/JL	The %Rs were below the QC limits in the matrix spike

VALIDATION PERFORMED BY & DATE:	Donna M. Brown 11/25/2025
VALIDATION PERFORMED BY SIGNATURE:	

**APPENDIX D**

**LABORATORY DATA REPORTS**



November 06, 2025

Robbin Petrella  
Dvirka & Bartilucci  
330 Crossways Park Drive  
Woodbury, NY 11797

RE: Project: OLD BETHPAGE LANDFILL 10/21  
Pace Project No.: 70386899

Dear Robbin Petrella:

Enclosed are the analytical results for sample(s) received by the laboratory on October 21, 2025. The results relate only to the samples included in this report. Results reported herein conform to the applicable TNI/NELAC Standards and the laboratory's Quality Manual, where applicable, unless otherwise noted in the body of the report.

The test results provided in this final report were generated by each of the following laboratories within the Pace Network:

- Pace Analytical Services - Melville
- Pace Analytical Services - Newburgh

If you have any questions concerning this report, please feel free to contact me.

Sincerely,

Kimberley M. Mack  
kimberley.mack@pacelabs.com  
516-370-6052  
Project Manager

Enclosures

cc: Tom Fox, D&B Engineers and Architects, P.C.  
Robbin Petrella, Dvirka & Bartilucci



## REPORT OF LABORATORY ANALYSIS

This report shall not be reproduced, except in full,  
without the written consent of Pace Analytical Services, LLC.



## CERTIFICATIONS

Project: OLD BETHPAGE LANDFILL 10/21

Pace Project No.: 70386899

---

### **Pace Analytical Services, LLC - Melville, NY**

575 Broad Hollow Rd, Melville, NY 11747

Connecticut Certification #: PH-0435

Delaware Certification # NY 10478

Maryland Certification #: 208

Massachusetts Certification #: M-NY026

New Hampshire Certification #: 2987

New Jersey Certification #: NY158

New York Certification #: 10478 Primary Accrediting Body

Pennsylvania Certification #: 68-00350

Rhode Island Certification #: LAO00340

Texas Certification #: T104704582

Florida Certification #: E871198

---

### **Pace Analytical Services, LLC- Newburgh, NY**

315 Fullerton Avenue, Newburgh, NY 12550

New York Certification #: 10142 Primary Accrediting Body

New Jersey Certification #: NY015

Connecticut Certification #: PH-0823

---

## REPORT OF LABORATORY ANALYSIS

This report shall not be reproduced, except in full,  
without the written consent of Pace Analytical Services, LLC.



## PROJECT NARRATIVE

Project: OLD BETHPAGE LANDFILL 10/21

Pace Project No.: 70386899

---

**Method:** EPA 200.7

**Description:** 200.7 Metals, Total

**Client:** Town of Oyster Bay

**Date:** November 06, 2025

### General Information:

4 samples were analyzed for EPA 200.7 by Pace Analytical Services Melville. All samples were received in acceptable condition with any exceptions noted below or on the chain-of custody and/or the sample condition upon receipt form (SCUR) attached at the end of this report.

### Hold Time:

The samples were analyzed within the method required hold times with any exceptions noted below.

### Sample Preparation:

The samples were prepared in accordance with EPA 200.7 with any exceptions noted below.

### Initial Calibrations (including MS Tune as applicable):

All criteria were within method requirements with any exceptions noted below.

### Continuing Calibration:

All criteria were within method requirements with any exceptions noted below.

### Method Blank:

All analytes were below the report limit in the method blank, where applicable, with any exceptions noted below.

QC Batch: 425737

B: Analyte was detected in the associated method blank.

- BLANK for HBN 425737 [MPRP/209 (Lab ID: 2271846)]
  - Aluminum
  - Potassium

QC Batch: 426093

B: Analyte was detected in the associated method blank.

- BLANK for HBN 426093 [MPRP/209 (Lab ID: 2273914)]
  - Potassium

### Laboratory Control Spike:

All laboratory control spike compounds were within QC limits with any exceptions noted below.

### Matrix Spikes:

All percent recoveries and relative percent differences (RPDs) were within acceptance criteria with any exceptions noted below.

QC Batch: 425737

A matrix spike and/or matrix spike duplicate (MS/MSD) were performed on the following sample(s): 70386932002,70386932004

M1: Matrix spike recovery exceeded QC limits. Batch accepted based on laboratory control sample (LCS) recovery.

- MS (Lab ID: 2271849)
  - Potassium
- MS (Lab ID: 2271851)
  - Potassium

## REPORT OF LABORATORY ANALYSIS

This report shall not be reproduced, except in full,  
without the written consent of Pace Analytical Services, LLC.



## PROJECT NARRATIVE

Project: OLD BETHPAGE LANDFILL 10/21

Pace Project No.: 70386899

---

**Method:** EPA 200.7

**Description:** 200.7 Metals, Total

**Client:** Town of Oyster Bay

**Date:** November 06, 2025

### Duplicate Sample:

All duplicate sample results were within method acceptance criteria with any exceptions noted below.

### Additional Comments:

#### Batch Comments:

The post digestion spike for sample 70386932002 (PDS 2273130) exceeded acceptance criteria for Aluminum, Calcium, and Potassium.

- QC Batch: 425924

The post digestion spike for sample 70388355003 (PDS 2274070) exceeded acceptance criteria for Molybdenum and Sodium.

- QC Batch: 426130

The post digestion spike for sample 70386932004 (PDS 2273132) exceeded acceptance criteria for Calcium and Potassium.

- QC Batch: 425924

The post digestion spike for sample 70388355004 (PDS 227402) exceeded acceptance criteria for Molybdenum and Sodium.

- QC Batch: 426130

The serial dilution for sample 70386932002 (SD 2273131) exceeded acceptance criteria for Sodium.

- QC Batch: 425924

The serial dilution for sample 70386932004 (SD 2273133) exceeded acceptance criteria for Barium, Calcium, Magnesium, and Sodium.

- QC Batch: 425924

## REPORT OF LABORATORY ANALYSIS

This report shall not be reproduced, except in full,  
without the written consent of Pace Analytical Services, LLC.



## PROJECT NARRATIVE

Project: OLD BETHPAGE LANDFILL 10/21  
Pace Project No.: 70386899

---

**Method:** EPA 200.7  
**Description:** 200.7 Metals, Dissolved  
**Client:** Town of Oyster Bay  
**Date:** November 06, 2025

### General Information:

4 samples were analyzed for EPA 200.7 by Pace Analytical Services Melville. All samples were received in acceptable condition with any exceptions noted below or on the chain-of custody and/or the sample condition upon receipt form (SCUR) attached at the end of this report.

### Hold Time:

The samples were analyzed within the method required hold times with any exceptions noted below.

### Initial Calibrations (including MS Tune as applicable):

All criteria were within method requirements with any exceptions noted below.

### Continuing Calibration:

All criteria were within method requirements with any exceptions noted below.

### Method Blank:

All analytes were below the report limit in the method blank, where applicable, with any exceptions noted below.

QC Batch: 426356

- B: Analyte was detected in the associated method blank.
  - BLANK for HBN 426356 [ICP/2433 (Lab ID: 2275235)]
  - Aluminum, Dissolved

### Laboratory Control Spike:

All laboratory control spike compounds were within QC limits with any exceptions noted below.

### Matrix Spikes:

All percent recoveries and relative percent differences (RPDs) were within acceptance criteria with any exceptions noted below.

QC Batch: 426356

A matrix spike and/or matrix spike duplicate (MS/MSD) were performed on the following sample(s): 70386899003,70386899005

- M1: Matrix spike recovery exceeded QC limits. Batch accepted based on laboratory control sample (LCS) recovery.
  - MS (Lab ID: 2275238)
    - Calcium, Dissolved
    - Manganese, Dissolved
  - MS (Lab ID: 2275240)
    - Calcium, Dissolved
    - Manganese, Dissolved

### Duplicate Sample:

All duplicate sample results were within method acceptance criteria with any exceptions noted below.

### Additional Comments:

## REPORT OF LABORATORY ANALYSIS

This report shall not be reproduced, except in full,  
without the written consent of Pace Analytical Services, LLC.



## PROJECT NARRATIVE

Project: OLD BETHPAGE LANDFILL 10/21

Pace Project No.: 70386899

---

**Method:** SM 2340B-2011

**Description:** 2340B Hardness, Total (Calc.)

**Client:** Town of Oyster Bay

**Date:** November 06, 2025

**General Information:**

4 samples were analyzed for SM 2340B-2011 by Pace Analytical Services Melville. All samples were received in acceptable condition with any exceptions noted below or on the chain-of custody and/or the sample condition upon receipt form (SCUR) attached at the end of this report.

**Hold Time:**

The samples were analyzed within the method required hold times with any exceptions noted below.

**Initial Calibrations (including MS Tune as applicable):**

All criteria were within method requirements with any exceptions noted below.

**Continuing Calibration:**

All criteria were within method requirements with any exceptions noted below.

**Method Blank:**

All analytes were below the report limit in the method blank, where applicable, with any exceptions noted below.

**Laboratory Control Spike:**

All laboratory control spike compounds were within QC limits with any exceptions noted below.

**Matrix Spikes:**

All percent recoveries and relative percent differences (RPDs) were within acceptance criteria with any exceptions noted below.

**Additional Comments:**

## REPORT OF LABORATORY ANALYSIS

This report shall not be reproduced, except in full,  
without the written consent of Pace Analytical Services, LLC.



## PROJECT NARRATIVE

Project: OLD BETHPAGE LANDFILL 10/21  
Pace Project No.: 70386899

---

**Method:** EPA 245.1  
**Description:** 245.1 Mercury  
**Client:** Town of Oyster Bay  
**Date:** November 06, 2025

### General Information:

4 samples were analyzed for EPA 245.1 by Pace Analytical Services Melville. All samples were received in acceptable condition with any exceptions noted below or on the chain-of custody and/or the sample condition upon receipt form (SCUR) attached at the end of this report.

### Hold Time:

The samples were analyzed within the method required hold times with any exceptions noted below.

### Sample Preparation:

The samples were prepared in accordance with EPA 245.1 with any exceptions noted below.

### Initial Calibrations (including MS Tune as applicable):

All criteria were within method requirements with any exceptions noted below.

### Continuing Calibration:

All criteria were within method requirements with any exceptions noted below.

### Method Blank:

All analytes were below the report limit in the method blank, where applicable, with any exceptions noted below.

QC Batch: 426340

B: Analyte was detected in the associated method blank.

- BLANK for HBN 426340 [MERP/528 (Lab ID: 2275201)]
  - Mercury

### Laboratory Control Spike:

All laboratory control spike compounds were within QC limits with any exceptions noted below.

### Matrix Spikes:

All percent recoveries and relative percent differences (RPDs) were within acceptance criteria with any exceptions noted below.

### Duplicate Sample:

All duplicate sample results were within method acceptance criteria with any exceptions noted below.

### Additional Comments:

## REPORT OF LABORATORY ANALYSIS

This report shall not be reproduced, except in full,  
without the written consent of Pace Analytical Services, LLC.



## PROJECT NARRATIVE

Project: OLD BETHPAGE LANDFILL 10/21

Pace Project No.: 70386899

---

**Method:** EPA 245.1

**Description:** 245.1 Mercury, Dissolved

**Client:** Town of Oyster Bay

**Date:** November 06, 2025

**General Information:**

4 samples were analyzed for EPA 245.1 by Pace Analytical Services Melville. All samples were received in acceptable condition with any exceptions noted below or on the chain-of custody and/or the sample condition upon receipt form (SCUR) attached at the end of this report.

**Hold Time:**

The samples were analyzed within the method required hold times with any exceptions noted below.

**Sample Preparation:**

The samples were prepared in accordance with EPA 245.1 with any exceptions noted below.

**Initial Calibrations (including MS Tune as applicable):**

All criteria were within method requirements with any exceptions noted below.

**Continuing Calibration:**

All criteria were within method requirements with any exceptions noted below.

**Method Blank:**

All analytes were below the report limit in the method blank, where applicable, with any exceptions noted below.

**Laboratory Control Spike:**

All laboratory control spike compounds were within QC limits with any exceptions noted below.

**Matrix Spikes:**

All percent recoveries and relative percent differences (RPDs) were within acceptance criteria with any exceptions noted below.

**Duplicate Sample:**

All duplicate sample results were within method acceptance criteria with any exceptions noted below.

**Additional Comments:**

## REPORT OF LABORATORY ANALYSIS

This report shall not be reproduced, except in full,  
without the written consent of Pace Analytical Services, LLC.



## PROJECT NARRATIVE

Project: OLD BETHPAGE LANDFILL 10/21  
Pace Project No.: 70386899

---

**Method:** EPA 8260D/5030C  
**Description:** 8260D Volatile Organics  
**Client:** Town of Oyster Bay  
**Date:** November 06, 2025

### General Information:

5 samples were analyzed for EPA 8260D/5030C by Pace Analytical Services Melville. All samples were received in acceptable condition with any exceptions noted below or on the chain-of custody and/or the sample condition upon receipt form (SCUR) attached at the end of this report.

### Hold Time:

The samples were analyzed within the method required hold times with any exceptions noted below.

### Initial Calibrations (including MS Tune as applicable):

All criteria were within method requirements with any exceptions noted below.

### Continuing Calibration:

All criteria were within method requirements with any exceptions noted below.

QC Batch: 425232

v3: The continuing calibration verification was below the method acceptance limit. Any detection for the analyte in the associated samples may have a low bias.

- BLANK (Lab ID: 2268362)
  - Tetrachloroethene
- LCS (Lab ID: 2268363)
  - Tetrachloroethene
- MS (Lab ID: 2268368)
  - Tetrachloroethene
- MSD (Lab ID: 2268369)
  - Tetrachloroethene
- MW-05B-10/21/25 (Lab ID: 70386899008)
  - Tetrachloroethene
- MW-09B-10/21/25 (Lab ID: 70386899006)
  - Tetrachloroethene
- MW-09C-10/21/25 (Lab ID: 70386899004)
  - Tetrachloroethene
- OBS-1-10/21/25 (Lab ID: 70386899002)
  - Tetrachloroethene
- TRIP BLANK-10/21/25 (Lab ID: 70386899001)
  - Tetrachloroethene

### Internal Standards:

All internal standards were within QC limits with any exceptions noted below.

### Surrogates:

All surrogates were within QC limits with any exceptions noted below.

### Method Blank:

All analytes were below the report limit in the method blank, where applicable, with any exceptions noted below.

## REPORT OF LABORATORY ANALYSIS

This report shall not be reproduced, except in full,  
without the written consent of Pace Analytical Services, LLC.



## PROJECT NARRATIVE

Project: OLD BETHPAGE LANDFILL 10/21

Pace Project No.: 70386899

---

**Method:** EPA 8260D/5030C

**Description:** 8260D Volatile Organics

**Client:** Town of Oyster Bay

**Date:** November 06, 2025

**Laboratory Control Spike:**

All laboratory control spike compounds were within QC limits with any exceptions noted below.

**Matrix Spikes:**

All percent recoveries and relative percent differences (RPDs) were within acceptance criteria with any exceptions noted below.

**Additional Comments:**

## REPORT OF LABORATORY ANALYSIS

This report shall not be reproduced, except in full,  
without the written consent of Pace Analytical Services, LLC.



## PROJECT NARRATIVE

Project: OLD BETHPAGE LANDFILL 10/21

Pace Project No.: 70386899

---

**Method:** EPA 420.4, Rev 1.0

**Description:** NB 420.4 Phenolics, Total

**Client:** Town of Oyster Bay

**Date:** November 06, 2025

**General Information:**

4 samples were analyzed for EPA 420.4, Rev 1.0 by Pace Analytical Services Newburgh. All samples were received in acceptable condition with any exceptions noted below or on the chain-of custody and/or the sample condition upon receipt form (SCUR) attached at the end of this report.

**Hold Time:**

The samples were analyzed within the method required hold times with any exceptions noted below.

**Sample Preparation:**

The samples were prepared in accordance with EPA 420.4, Rev 1.0 with any exceptions noted below.

**Initial Calibrations (including MS Tune as applicable):**

All criteria were within method requirements with any exceptions noted below.

**Continuing Calibration:**

All criteria were within method requirements with any exceptions noted below.

**Internal Standards:**

All internal standards were within QC limits with any exceptions noted below.

**Surrogates:**

All surrogates were within QC limits with any exceptions noted below.

**Method Blank:**

All analytes were below the report limit in the method blank, where applicable, with any exceptions noted below.

**Laboratory Control Spike:**

All laboratory control spike compounds were within QC limits with any exceptions noted below.

**Matrix Spikes:**

All percent recoveries and relative percent differences (RPDs) were within acceptance criteria with any exceptions noted below.

**Duplicate Sample:**

All duplicate sample results were within method acceptance criteria with any exceptions noted below.

**Additional Comments:**

## REPORT OF LABORATORY ANALYSIS

This report shall not be reproduced, except in full,  
without the written consent of Pace Analytical Services, LLC.



## PROJECT NARRATIVE

Project: OLD BETHPAGE LANDFILL 10/21

Pace Project No.: 70386899

---

**Method:** SM 2320B-2011

**Description:** 2320B Alkalinity

**Client:** Town of Oyster Bay

**Date:** November 06, 2025

### General Information:

3 samples were analyzed for SM 2320B-2011 by Pace Analytical Services Melville. All samples were received in acceptable condition with any exceptions noted below or on the chain-of custody and/or the sample condition upon receipt form (SCUR) attached at the end of this report.

### Hold Time:

The samples were analyzed within the method required hold times with any exceptions noted below.

### Method Blank:

All analytes were below the report limit in the method blank, where applicable, with any exceptions noted below.

### Laboratory Control Spike:

All laboratory control spike compounds were within QC limits with any exceptions noted below.

### Matrix Spikes:

All percent recoveries and relative percent differences (RPDs) were within acceptance criteria with any exceptions noted below.

QC Batch: 424745

A matrix spike and/or matrix spike duplicate (MS/MSD) were performed on the following sample(s): 70386827005

M1: Matrix spike recovery exceeded QC limits. Batch accepted based on laboratory control sample (LCS) recovery.

- MS (Lab ID: 2265208)
- Alkalinity, Carbonate (CaCO<sub>3</sub>)

### Duplicate Sample:

All duplicate sample results were within method acceptance criteria with any exceptions noted below.

### Additional Comments:

## REPORT OF LABORATORY ANALYSIS

This report shall not be reproduced, except in full,  
without the written consent of Pace Analytical Services, LLC.



## PROJECT NARRATIVE

Project: OLD BETHPAGE LANDFILL 10/21  
Pace Project No.: 70386899

---

**Method:** SM 2320B-2011  
**Description:** 2320B Alkalinity  
**Client:** Town of Oyster Bay  
**Date:** November 06, 2025

### General Information:

1 sample was analyzed for SM 2320B-2011 by Pace Analytical Services Melville. All samples were received in acceptable condition with any exceptions noted below or on the chain-of custody and/or the sample condition upon receipt form (SCUR) attached at the end of this report.

### Hold Time:

The samples were analyzed within the method required hold times with any exceptions noted below.

### Method Blank:

All analytes were below the report limit in the method blank, where applicable, with any exceptions noted below.

### Laboratory Control Spike:

All laboratory control spike compounds were within QC limits with any exceptions noted below.

### Matrix Spikes:

All percent recoveries and relative percent differences (RPDs) were within acceptance criteria with any exceptions noted below.

QC Batch: 425678

A matrix spike and/or matrix spike duplicate (MS/MSD) were performed on the following sample(s): 70387633001

M1: Matrix spike recovery exceeded QC limits. Batch accepted based on laboratory control sample (LCS) recovery.

- MS (Lab ID: 2271242)
  - Alkalinity, Total as CaCO<sub>3</sub>
  - Alkalinity, Carbonate (CaCO<sub>3</sub>)

### Duplicate Sample:

All duplicate sample results were within method acceptance criteria with any exceptions noted below.

### Additional Comments:

## REPORT OF LABORATORY ANALYSIS

This report shall not be reproduced, except in full,  
without the written consent of Pace Analytical Services, LLC.



## PROJECT NARRATIVE

Project: OLD BETHPAGE LANDFILL 10/21  
Pace Project No.: 70386899

---

**Method:** SM 2540C-2015  
**Description:** 2540C Total Dissolved Solids  
**Client:** Town of Oyster Bay  
**Date:** November 06, 2025

**General Information:**

4 samples were analyzed for SM 2540C-2015 by Pace Analytical Services Melville. All samples were received in acceptable condition with any exceptions noted below or on the chain-of custody and/or the sample condition upon receipt form (SCUR) attached at the end of this report.

**Hold Time:**

The samples were analyzed within the method required hold times with any exceptions noted below.

**Method Blank:**

All analytes were below the report limit in the method blank, where applicable, with any exceptions noted below.

**Laboratory Control Spike:**

All laboratory control spike compounds were within QC limits with any exceptions noted below.

**Matrix Spikes:**

All percent recoveries and relative percent differences (RPDs) were within acceptance criteria with any exceptions noted below.

**Duplicate Sample:**

All duplicate sample results were within method acceptance criteria with any exceptions noted below.

**Additional Comments:**

## REPORT OF LABORATORY ANALYSIS

This report shall not be reproduced, except in full,  
without the written consent of Pace Analytical Services, LLC.



## PROJECT NARRATIVE

Project: OLD BETHPAGE LANDFILL 10/21

Pace Project No.: 70386899

---

**Method:** SM 3500-Cr B-2011

**Description:** Chromium, Hexavalent

**Client:** Town of Oyster Bay

**Date:** November 06, 2025

**General Information:**

4 samples were analyzed for SM 3500-Cr B-2011 by Pace Analytical Services Melville. All samples were received in acceptable condition with any exceptions noted below or on the chain-of custody and/or the sample condition upon receipt form (SCUR) attached at the end of this report.

**Hold Time:**

The samples were analyzed within the method required hold times with any exceptions noted below.

**Method Blank:**

All analytes were below the report limit in the method blank, where applicable, with any exceptions noted below.

**Laboratory Control Spike:**

All laboratory control spike compounds were within QC limits with any exceptions noted below.

**Matrix Spikes:**

All percent recoveries and relative percent differences (RPDs) were within acceptance criteria with any exceptions noted below.

**Duplicate Sample:**

All duplicate sample results were within method acceptance criteria with any exceptions noted below.

**Additional Comments:**

## REPORT OF LABORATORY ANALYSIS

This report shall not be reproduced, except in full,  
without the written consent of Pace Analytical Services, LLC.



## PROJECT NARRATIVE

Project: OLD BETHPAGE LANDFILL 10/21  
Pace Project No.: 70386899

---

**Method:** SM 5210B-2016  
**Description:** 5210B BOD, 5 day  
**Client:** Town of Oyster Bay  
**Date:** November 06, 2025

### General Information:

1 sample was analyzed for SM 5210B-2016 by Pace Analytical Services Melville. All samples were received in acceptable condition with any exceptions noted below or on the chain-of custody and/or the sample condition upon receipt form (SCUR) attached at the end of this report.

### Hold Time:

The samples were analyzed within the method required hold times with any exceptions noted below.

- H1: Analysis conducted outside the EPA method holding time.
- MW-09B-10/21/25 (Lab ID: 70386899006)

### Method Blank:

All analytes were below the report limit in the method blank, where applicable, with any exceptions noted below.

### Laboratory Control Spike:

All laboratory control spike compounds were within QC limits with any exceptions noted below.

### Matrix Spikes:

All percent recoveries and relative percent differences (RPDs) were within acceptance criteria with any exceptions noted below.

### Additional Comments:

## REPORT OF LABORATORY ANALYSIS

This report shall not be reproduced, except in full,  
without the written consent of Pace Analytical Services, LLC.



## PROJECT NARRATIVE

Project: OLD BETHPAGE LANDFILL 10/21  
Pace Project No.: 70386899

---

**Method:** EPA 300.0  
**Description:** 300.0 IC Anions 28 Days  
**Client:** Town of Oyster Bay  
**Date:** November 06, 2025

### General Information:

4 samples were analyzed for EPA 300.0 by Pace Analytical Services Melville. All samples were received in acceptable condition with any exceptions noted below or on the chain-of custody and/or the sample condition upon receipt form (SCUR) attached at the end of this report.

### Hold Time:

The samples were analyzed within the method required hold times with any exceptions noted below.

### Method Blank:

All analytes were below the report limit in the method blank, where applicable, with any exceptions noted below.

### Laboratory Control Spike:

All laboratory control spike compounds were within QC limits with any exceptions noted below.

### Matrix Spikes:

All percent recoveries and relative percent differences (RPDs) were within acceptance criteria with any exceptions noted below.

QC Batch: 426417

A matrix spike and/or matrix spike duplicate (MS/MSD) were performed on the following sample(s): 70385489001

M1: Matrix spike recovery exceeded QC limits. Batch accepted based on laboratory control sample (LCS) recovery.

- MS (Lab ID: 2275666)
  - Chloride
  - Sulfate

### Duplicate Sample:

All duplicate sample results were within method acceptance criteria with any exceptions noted below.

### Additional Comments:

## REPORT OF LABORATORY ANALYSIS

This report shall not be reproduced, except in full,  
without the written consent of Pace Analytical Services, LLC.



## PROJECT NARRATIVE

Project: OLD BETHPAGE LANDFILL 10/21

Pace Project No.: 70386899

---

**Method:** EPA 351.2

**Description:** 351.2 Total Kjeldahl Nitrogen

**Client:** Town of Oyster Bay

**Date:** November 06, 2025

**General Information:**

4 samples were analyzed for EPA 351.2 by Pace Analytical Services Melville. All samples were received in acceptable condition with any exceptions noted below or on the chain-of custody and/or the sample condition upon receipt form (SCUR) attached at the end of this report.

**Hold Time:**

The samples were analyzed within the method required hold times with any exceptions noted below.

**Sample Preparation:**

The samples were prepared in accordance with EPA 351.2 with any exceptions noted below.

**Method Blank:**

All analytes were below the report limit in the method blank, where applicable, with any exceptions noted below.

**Laboratory Control Spike:**

All laboratory control spike compounds were within QC limits with any exceptions noted below.

**Matrix Spikes:**

All percent recoveries and relative percent differences (RPDs) were within acceptance criteria with any exceptions noted below.

**Duplicate Sample:**

All duplicate sample results were within method acceptance criteria with any exceptions noted below.

**Additional Comments:**

## REPORT OF LABORATORY ANALYSIS

This report shall not be reproduced, except in full,  
without the written consent of Pace Analytical Services, LLC.



## PROJECT NARRATIVE

Project: OLD BETHPAGE LANDFILL 10/21  
Pace Project No.: 70386899

---

**Method:** EPA 353.2  
**Description:** 353.2 Nitrogen, NO<sub>2</sub>/NO<sub>3</sub> pres.  
**Client:** Town of Oyster Bay  
**Date:** November 06, 2025

### General Information:

4 samples were analyzed for EPA 353.2 by Pace Analytical Services Melville. All samples were received in acceptable condition with any exceptions noted below or on the chain-of custody and/or the sample condition upon receipt form (SCUR) attached at the end of this report.

### Hold Time:

The samples were analyzed within the method required hold times with any exceptions noted below.

### Method Blank:

All analytes were below the report limit in the method blank, where applicable, with any exceptions noted below.

### Laboratory Control Spike:

All laboratory control spike compounds were within QC limits with any exceptions noted below.

### Matrix Spikes:

All percent recoveries and relative percent differences (RPDs) were within acceptance criteria with any exceptions noted below.

QC Batch: 426620

A matrix spike and/or matrix spike duplicate (MS/MSD) were performed on the following sample(s): 70386899002,70387638005

M1: Matrix spike recovery exceeded QC limits. Batch accepted based on laboratory control sample (LCS) recovery.

- MS (Lab ID: 2276832)
- Nitrate-Nitrite (as N)

### Duplicate Sample:

All duplicate sample results were within method acceptance criteria with any exceptions noted below.

### Additional Comments:

## REPORT OF LABORATORY ANALYSIS

This report shall not be reproduced, except in full,  
without the written consent of Pace Analytical Services, LLC.



## PROJECT NARRATIVE

Project: OLD BETHPAGE LANDFILL 10/21

Pace Project No.: 70386899

---

**Method:** EPA 353.2

**Description:** 353.2 Nitrogen, NO2

**Client:** Town of Oyster Bay

**Date:** November 06, 2025

**General Information:**

4 samples were analyzed for EPA 353.2 by Pace Analytical Services Melville. All samples were received in acceptable condition with any exceptions noted below or on the chain-of custody and/or the sample condition upon receipt form (SCUR) attached at the end of this report.

**Hold Time:**

The samples were analyzed within the method required hold times with any exceptions noted below.

**Method Blank:**

All analytes were below the report limit in the method blank, where applicable, with any exceptions noted below.

**Laboratory Control Spike:**

All laboratory control spike compounds were within QC limits with any exceptions noted below.

**Matrix Spikes:**

All percent recoveries and relative percent differences (RPDs) were within acceptance criteria with any exceptions noted below.

**Duplicate Sample:**

All duplicate sample results were within method acceptance criteria with any exceptions noted below.

**Additional Comments:**

## REPORT OF LABORATORY ANALYSIS

This report shall not be reproduced, except in full,  
without the written consent of Pace Analytical Services, LLC.



## PROJECT NARRATIVE

Project: OLD BETHPAGE LANDFILL 10/21

Pace Project No.: 70386899

---

**Method:** SM 4500-CN-E-2016

**Description:** SM 4500 CNE Cyanide, Total

**Client:** Town of Oyster Bay

**Date:** November 06, 2025

**General Information:**

4 samples were analyzed for SM 4500-CN-E-2016 by Pace Analytical Services Melville. All samples were received in acceptable condition with any exceptions noted below or on the chain-of custody and/or the sample condition upon receipt form (SCUR) attached at the end of this report.

**Hold Time:**

The samples were analyzed within the method required hold times with any exceptions noted below.

**Sample Preparation:**

The samples were prepared in accordance with SM 4500-CN-C-2016 with any exceptions noted below.

**Method Blank:**

All analytes were below the report limit in the method blank, where applicable, with any exceptions noted below.

**Laboratory Control Spike:**

All laboratory control spike compounds were within QC limits with any exceptions noted below.

**Matrix Spikes:**

All percent recoveries and relative percent differences (RPDs) were within acceptance criteria with any exceptions noted below.

**Duplicate Sample:**

All duplicate sample results were within method acceptance criteria with any exceptions noted below.

**Additional Comments:**

## REPORT OF LABORATORY ANALYSIS

This report shall not be reproduced, except in full,  
without the written consent of Pace Analytical Services, LLC.



## PROJECT NARRATIVE

Project: OLD BETHPAGE LANDFILL 10/21  
Pace Project No.: 70386899

---

**Method:** SM 4500 NH3 H-2011  
**Description:** 4500 Ammonia Water  
**Client:** Town of Oyster Bay  
**Date:** November 06, 2025

### General Information:

4 samples were analyzed for SM 4500 NH3 H-2011 by Pace Analytical Services Melville. All samples were received in acceptable condition with any exceptions noted below or on the chain-of custody and/or the sample condition upon receipt form (SCUR) attached at the end of this report.

### Hold Time:

The samples were analyzed within the method required hold times with any exceptions noted below.

### Method Blank:

All analytes were below the report limit in the method blank, where applicable, with any exceptions noted below.

### Laboratory Control Spike:

All laboratory control spike compounds were within QC limits with any exceptions noted below.

### Matrix Spikes:

All percent recoveries and relative percent differences (RPDs) were within acceptance criteria with any exceptions noted below.

### Duplicate Sample:

All duplicate sample results were within method acceptance criteria with any exceptions noted below.

### Additional Comments:

This data package has been reviewed for quality and completeness and is approved for release.

## REPORT OF LABORATORY ANALYSIS

This report shall not be reproduced, except in full,  
without the written consent of Pace Analytical Services, LLC.



## ANALYTICAL RESULTS

Project: OLD BETHPAGE LANDFILL 10/21

Pace Project No.: 70386899

Sample: TRIP BLANK-10/21/25	Lab ID: 70386899001	Collected: 10/21/25 00:00	Received: 10/21/25 17:40	Matrix: Water				
Parameters	Results	Units	Report Limit	DF	Prepared	Analyzed	CAS No.	Qual
<b>8260D Volatile Organics</b>		Analytical Method: EPA 8260D/5030C Pace Analytical Services - Melville						
Benzene	<1.0	ug/L	1.0	1		10/26/25 19:58	71-43-2	
Bromodichloromethane	<1.0	ug/L	1.0	1		10/26/25 19:58	75-27-4	
Bromoform	<1.0	ug/L	1.0	1		10/26/25 19:58	75-25-2	
n-Butylbenzene	<1.0	ug/L	1.0	1		10/26/25 19:58	104-51-8	
tert-Butylbenzene	<1.0	ug/L	1.0	1		10/26/25 19:58	98-06-6	
Carbon tetrachloride	<1.0	ug/L	1.0	1		10/26/25 19:58	56-23-5	
Chlorobenzene	<1.0	ug/L	1.0	1		10/26/25 19:58	108-90-7	
Chloroethane	<1.0	ug/L	1.0	1		10/26/25 19:58	75-00-3	
Chloroform	<1.0	ug/L	1.0	1		10/26/25 19:58	67-66-3	
Dibromochloromethane	<1.0	ug/L	1.0	1		10/26/25 19:58	124-48-1	
1,2-Dichlorobenzene	<1.0	ug/L	1.0	1		10/26/25 19:58	95-50-1	
1,3-Dichlorobenzene	<1.0	ug/L	1.0	1		10/26/25 19:58	541-73-1	
1,4-Dichlorobenzene	<1.0	ug/L	1.0	1		10/26/25 19:58	106-46-7	
Dichlorodifluoromethane	<1.0	ug/L	1.0	1		10/26/25 19:58	75-71-8	
1,1-Dichloroethane	<1.0	ug/L	1.0	1		10/26/25 19:58	75-34-3	
1,2-Dichloroethane	<1.0	ug/L	1.0	1		10/26/25 19:58	107-06-2	
1,1-Dichloroethene	<1.0	ug/L	1.0	1		10/26/25 19:58	75-35-4	
cis-1,2-Dichloroethene	<1.0	ug/L	1.0	1		10/26/25 19:58	156-59-2	
trans-1,2-Dichloroethene	<1.0	ug/L	1.0	1		10/26/25 19:58	156-60-5	
1,2-Dichloropropane	<1.0	ug/L	1.0	1		10/26/25 19:58	78-87-5	
Ethylbenzene	<1.0	ug/L	1.0	1		10/26/25 19:58	100-41-4	
Isopropylbenzene (Cumene)	<1.0	ug/L	1.0	1		10/26/25 19:58	98-82-8	
Methylene Chloride	<1.0	ug/L	1.0	1		10/26/25 19:58	75-09-2	
Tetrachloroethene	<1.0	ug/L	1.0	1		10/26/25 19:58	127-18-4	v3
Toluene	<1.0	ug/L	1.0	1		10/26/25 19:58	108-88-3	
1,1,1-Trichloroethane	<1.0	ug/L	1.0	1		10/26/25 19:58	71-55-6	
Trichloroethene	<1.0	ug/L	1.0	1		10/26/25 19:58	79-01-6	
Vinyl chloride	<1.0	ug/L	1.0	1		10/26/25 19:58	75-01-4	
Xylene (Total)	<3.0	ug/L	3.0	1		10/26/25 19:58	1330-20-7	
m&p-Xylene	<2.0	ug/L	2.0	1		10/26/25 19:58	179601-23-1	
o-Xylene	<1.0	ug/L	1.0	1		10/26/25 19:58	95-47-6	
<b>Surrogates</b>								
1,2-Dichloroethane-d4 (S)	110	%	80-120	1		10/26/25 19:58	17060-07-0	
4-Bromofluorobenzene (S)	103	%	80-120	1		10/26/25 19:58	460-00-4	
Toluene-d8 (S)	98	%	80-120	1		10/26/25 19:58	2037-26-5	

## REPORT OF LABORATORY ANALYSIS

This report shall not be reproduced, except in full,  
without the written consent of Pace Analytical Services, LLC.



## ANALYTICAL RESULTS

Project: OLD BETHPAGE LANDFILL 10/21

Pace Project No.: 70386899

Sample: OBS-1-10/21/25	Lab ID: 70386899002	Collected: 10/21/25 11:05	Received: 10/21/25 17:40	Matrix: Water				
Parameters	Results	Units	Report Limit	DF	Prepared	Analyzed	CAS No.	Qual
<b>200.7 Metals, Total</b>		Analytical Method: EPA 200.7 Preparation Method: EPA 200.7 Pace Analytical Services - Melville						
Aluminum	<b>68.9J</b>	ug/L	200	1	10/30/25 08:10	10/31/25 10:47	7429-90-5	B
Barium	<b>45.6J</b>	ug/L	200	1	10/30/25 08:10	10/31/25 10:47	7440-39-3	
Calcium	<b>16600</b>	ug/L	200	1	10/30/25 08:10	10/31/25 10:47	7440-70-2	
Chromium	<b>&lt;10.0</b>	ug/L	10.0	1	10/30/25 08:10	10/31/25 10:47	7440-47-3	
Copper	<b>&lt;25.0</b>	ug/L	25.0	1	10/30/25 08:10	10/31/25 10:47	7440-50-8	
Iron	<b>&lt;20.0</b>	ug/L	20.0	1	10/30/25 08:10	10/31/25 10:47	7439-89-6	
Lead	<b>&lt;5.0</b>	ug/L	5.0	1	10/30/25 08:10	10/31/25 10:47	7439-92-1	
Magnesium	<b>9740</b>	ug/L	200	1	10/30/25 08:10	10/31/25 10:47	7439-95-4	
Manganese	<b>2800</b>	ug/L	10.0	1	10/30/25 08:10	10/31/25 10:47	7439-96-5	
Nickel	<b>4.6J</b>	ug/L	40.0	1	10/30/25 08:10	10/31/25 10:47	7440-02-0	
Potassium	<b>19000</b>	ug/L	5000	1	10/30/25 08:10	10/31/25 10:47	7440-09-7	
Sodium	<b>48000</b>	ug/L	5000	1	10/30/25 08:10	10/31/25 10:47	7440-23-5	
Zinc	<b>&lt;20.0</b>	ug/L	20.0	1	10/30/25 08:10	10/31/25 10:47	7440-66-6	
<b>2340B Hardness, Total (Calc.)</b>		Analytical Method: SM 2340B-2011 Pace Analytical Services - Melville						
Tot Hardness asCaCO3 (SM 2340B)	<b>81600</b>	ug/L	830	1		10/31/25 10:47		
<b>245.1 Mercury</b>		Analytical Method: EPA 245.1 Preparation Method: EPA 245.1 Pace Analytical Services - Melville						
Mercury	<b>0.079J</b>	ug/L	0.20	1	11/03/25 07:16	11/03/25 15:08	7439-97-6	B
<b>8260D Volatile Organics</b>		Analytical Method: EPA 8260D/5030C Pace Analytical Services - Melville						
Benzene	<b>&lt;1.0</b>	ug/L	1.0	1		10/26/25 23:38	71-43-2	
Bromodichloromethane	<b>&lt;1.0</b>	ug/L	1.0	1		10/26/25 23:38	75-27-4	
Bromoform	<b>&lt;1.0</b>	ug/L	1.0	1		10/26/25 23:38	75-25-2	
n-Butylbenzene	<b>&lt;1.0</b>	ug/L	1.0	1		10/26/25 23:38	104-51-8	
tert-Butylbenzene	<b>&lt;1.0</b>	ug/L	1.0	1		10/26/25 23:38	98-06-6	
Carbon tetrachloride	<b>&lt;1.0</b>	ug/L	1.0	1		10/26/25 23:38	56-23-5	
Chlorobenzene	<b>&lt;1.0</b>	ug/L	1.0	1		10/26/25 23:38	108-90-7	
Chloroethane	<b>&lt;1.0</b>	ug/L	1.0	1		10/26/25 23:38	75-00-3	
Chloroform	<b>&lt;1.0</b>	ug/L	1.0	1		10/26/25 23:38	67-66-3	
Dibromochloromethane	<b>&lt;1.0</b>	ug/L	1.0	1		10/26/25 23:38	124-48-1	
1,2-Dichlorobenzene	<b>&lt;1.0</b>	ug/L	1.0	1		10/26/25 23:38	95-50-1	
1,3-Dichlorobenzene	<b>&lt;1.0</b>	ug/L	1.0	1		10/26/25 23:38	541-73-1	
1,4-Dichlorobenzene	<b>&lt;1.0</b>	ug/L	1.0	1		10/26/25 23:38	106-46-7	
Dichlorodifluoromethane	<b>&lt;1.0</b>	ug/L	1.0	1		10/26/25 23:38	75-71-8	
1,1-Dichloroethane	<b>&lt;1.0</b>	ug/L	1.0	1		10/26/25 23:38	75-34-3	
1,2-Dichloroethane	<b>&lt;1.0</b>	ug/L	1.0	1		10/26/25 23:38	107-06-2	
1,1-Dichloroethene	<b>&lt;1.0</b>	ug/L	1.0	1		10/26/25 23:38	75-35-4	
cis-1,2-Dichloroethene	<b>&lt;1.0</b>	ug/L	1.0	1		10/26/25 23:38	156-59-2	
trans-1,2-Dichloroethene	<b>&lt;1.0</b>	ug/L	1.0	1		10/26/25 23:38	156-60-5	
1,2-Dichloropropane	<b>&lt;1.0</b>	ug/L	1.0	1		10/26/25 23:38	78-87-5	
Ethylbenzene	<b>&lt;1.0</b>	ug/L	1.0	1		10/26/25 23:38	100-41-4	

## REPORT OF LABORATORY ANALYSIS

This report shall not be reproduced, except in full,  
without the written consent of Pace Analytical Services, LLC.



## ANALYTICAL RESULTS

Project: OLD BETHPAGE LANDFILL 10/21

Pace Project No.: 70386899

Sample: OBS-1-10/21/25	Lab ID: 70386899002	Collected: 10/21/25 11:05	Received: 10/21/25 17:40	Matrix: Water				
Parameters	Results	Units	Report Limit	DF	Prepared	Analyzed	CAS No.	Qual
<b>8260D Volatile Organics</b>		Analytical Method: EPA 8260D/5030C Pace Analytical Services - Melville						
Isopropylbenzene (Cumene)	<1.0	ug/L	1.0	1		10/26/25 23:38	98-82-8	
Methylene Chloride	<1.0	ug/L	1.0	1		10/26/25 23:38	75-09-2	
Tetrachloroethene	<1.0	ug/L	1.0	1		10/26/25 23:38	127-18-4	v3
Toluene	<1.0	ug/L	1.0	1		10/26/25 23:38	108-88-3	
1,1,1-Trichloroethane	<1.0	ug/L	1.0	1		10/26/25 23:38	71-55-6	
Trichloroethene	<1.0	ug/L	1.0	1		10/26/25 23:38	79-01-6	
Vinyl chloride	<1.0	ug/L	1.0	1		10/26/25 23:38	75-01-4	
Xylene (Total)	<3.0	ug/L	3.0	1		10/26/25 23:38	1330-20-7	
m&p-Xylene	<2.0	ug/L	2.0	1		10/26/25 23:38	179601-23-1	
o-Xylene	<1.0	ug/L	1.0	1		10/26/25 23:38	95-47-6	
<b>Surrogates</b>								
1,2-Dichloroethane-d4 (S)	111	%	80-120	1		10/26/25 23:38	17060-07-0	
4-Bromofluorobenzene (S)	105	%	80-120	1		10/26/25 23:38	460-00-4	
Toluene-d8 (S)	100	%	80-120	1		10/26/25 23:38	2037-26-5	
<b>NB 420.4 Phenolics, Total</b>		Analytical Method: EPA 420.4, Rev 1.0 Preparation Method: EPA 420.4, Rev 1.0 Pace Analytical Services - Newburgh						
Phenolics, Total Recoverable	0.022	mg/L	0.010	1	11/04/25 14:00	11/05/25 15:52		
<b>2320B Alkalinity</b>		Analytical Method: SM 2320B-2011 Pace Analytical Services - Melville						
Alkalinity, Total as CaCO3	161	mg/L	5.0	1		10/29/25 13:54		
Alkalinity,Bicarbonate (CaCO3)	161	mg/L	5.0	1		10/29/25 13:54		
Alkalinity,Carbonate (CaCO3)	<5.0	mg/L	5.0	1		10/29/25 13:54		
<b>2540C Total Dissolved Solids</b>		Analytical Method: SM 2540C-2015 Pace Analytical Services - Melville						
Total Dissolved Solids	233	mg/L	25.0	1		10/28/25 07:15		
<b>Chromium, Hexavalent</b>		Analytical Method: SM 3500-Cr B-2011 Pace Analytical Services - Melville						
Chromium, Hexavalent	<0.020	mg/L	0.020	1		10/22/25 10:34	18540-29-9	
<b>300.0 IC Anions 28 Days</b>		Analytical Method: EPA 300.0 Pace Analytical Services - Melville						
Chloride	67.4	mg/L	2.0	1		11/03/25 23:34	16887-00-6	
Sulfate	17.2	mg/L	5.0	1		11/03/25 23:34	14808-79-8	
<b>351.2 Total Kjeldahl Nitrogen</b>		Analytical Method: EPA 351.2 Preparation Method: EPA 351.2 Pace Analytical Services - Melville						
Nitrogen, Kjeldahl, Total	13.9	mg/L	1.0	10	10/31/25 06:25	10/31/25 17:16	7727-37-9	
<b>353.2 Nitrogen, NO2/NO3 pres.</b>		Analytical Method: EPA 353.2 Pace Analytical Services - Melville						
Nitrate-Nitrite (as N)	0.47	mg/L	0.050	1		11/04/25 14:48	7727-37-9	

## REPORT OF LABORATORY ANALYSIS

This report shall not be reproduced, except in full,  
without the written consent of Pace Analytical Services, LLC.



### ANALYTICAL RESULTS

Project: OLD BETHPAGE LANDFILL 10/21

Pace Project No.: 70386899

Sample: OBS-1-10/21/25		Lab ID: 70386899002		Collected: 10/21/25 11:05	Received: 10/21/25 17:40	Matrix: Water		
Parameters	Results	Units	Report Limit	DF	Prepared	Analyzed	CAS No.	Qual
<b>353.2 Nitrogen, NO2</b>		Analytical Method: EPA 353.2 Pace Analytical Services - Melville						
Nitrite as N	<0.050	mg/L	0.050	1		10/22/25 01:42	14797-65-0	
<b>SM 4500 CNE Cyanide, Total</b>		Analytical Method: SM 4500-CN-E-2016 Preparation Method: SM 4500-CN-C-2016 Pace Analytical Services - Melville						
Cyanide	<10.0	ug/L	10.0	1	10/27/25 15:00	10/27/25 16:57	57-12-5	
<b>4500 Ammonia Water</b>		Analytical Method: SM 4500 NH3 H-2011 Pace Analytical Services - Melville						
Nitrogen, Ammonia	11.7	mg/L	1.0	10		10/29/25 14:04	7664-41-7	

### REPORT OF LABORATORY ANALYSIS

This report shall not be reproduced, except in full,  
without the written consent of Pace Analytical Services, LLC.



### ANALYTICAL RESULTS

Project: OLD BETHPAGE LANDFILL 10/21

Pace Project No.: 70386899

Sample: **OBS-1-10/21/25 DISS** Lab ID: **70386899003** Collected: 10/21/25 11:05 Received: 10/21/25 17:40 Matrix: Water

Parameters	Results	Units	Report Limit	DF	Prepared	Analyzed	CAS No.	Qual
<b>200.7 Metals, Dissolved</b>		Analytical Method: EPA 200.7 Pace Analytical Services - Melville						
Aluminum, Dissolved	<b>67.0J</b>	ug/L	200	1		11/03/25 11:23	7429-90-5	B
Barium, Dissolved	<b>18.5J</b>	ug/L	200	1		11/03/25 11:23	7440-39-3	
Calcium, Dissolved	<b>11300</b>	ug/L	200	1		11/03/25 11:23	7440-70-2	M1
Chromium, Dissolved	<b>&lt;10.0</b>	ug/L	10.0	1		11/03/25 11:23	7440-47-3	
Copper, Dissolved	<b>&lt;25.0</b>	ug/L	25.0	1		11/03/25 11:23	7440-50-8	
Iron, Dissolved	<b>&lt;20.0</b>	ug/L	20.0	1		11/03/25 11:23	7439-89-6	
Lead, Dissolved	<b>&lt;5.0</b>	ug/L	5.0	1		11/03/25 11:23	7439-92-1	
Magnesium, Dissolved	<b>8240</b>	ug/L	1000	1		11/03/25 11:23	7439-95-4	
Manganese, Dissolved	<b>1010</b>	ug/L	10.0	1		11/03/25 11:23	7439-96-5	M1
Nickel, Dissolved	<b>&lt;40.0</b>	ug/L	40.0	1		11/03/25 11:23	7440-02-0	
Potassium, Dissolved	<b>19100</b>	ug/L	5000	1		11/03/25 11:23	7440-09-7	
Sodium, Dissolved	<b>47800</b>	ug/L	5000	1		11/03/25 11:23	7440-23-5	
Zinc, Dissolved	<b>&lt;20.0</b>	ug/L	20.0	1		11/03/25 11:23	7440-66-6	

<b>245.1 Mercury, Dissolved</b>		Analytical Method: EPA 245.1 Preparation Method: EPA 245.1 Pace Analytical Services - Melville						
Mercury, Dissolved	<b>0.037J</b>	ug/L	0.20	1	11/05/25 06:00	11/05/25 14:14	7439-97-6	

### REPORT OF LABORATORY ANALYSIS

This report shall not be reproduced, except in full,  
without the written consent of Pace Analytical Services, LLC.



## ANALYTICAL RESULTS

Project: OLD BETHPAGE LANDFILL 10/21

Pace Project No.: 70386899

Sample: MW-09C-10/21/25	Lab ID: 70386899004	Collected: 10/21/25 13:15	Received: 10/21/25 17:40	Matrix: Water				
Parameters	Results	Units	Report Limit	DF	Prepared	Analyzed	CAS No.	Qual
<b>200.7 Metals, Total</b>		Analytical Method: EPA 200.7 Preparation Method: EPA 200.7 Pace Analytical Services - Melville						
Aluminum	59.8J	ug/L	200	1	10/30/25 08:10	10/31/25 10:49	7429-90-5	B
Barium	68.0J	ug/L	200	1	10/30/25 08:10	10/31/25 10:49	7440-39-3	
Calcium	11100	ug/L	200	1	10/30/25 08:10	10/31/25 10:49	7440-70-2	
Chromium	<10.0	ug/L	10.0	1	10/30/25 08:10	10/31/25 10:49	7440-47-3	
Copper	<25.0	ug/L	25.0	1	10/30/25 08:10	10/31/25 10:49	7440-50-8	
Iron	<20.0	ug/L	20.0	1	10/30/25 08:10	10/31/25 10:49	7439-89-6	
Lead	<5.0	ug/L	5.0	1	10/30/25 08:10	10/31/25 10:49	7439-92-1	
Magnesium	7020	ug/L	200	1	10/30/25 08:10	10/31/25 10:49	7439-95-4	
Manganese	402	ug/L	10.0	1	10/30/25 08:10	10/31/25 10:49	7439-96-5	
Nickel	<40.0	ug/L	40.0	1	10/30/25 08:10	10/31/25 10:49	7440-02-0	
Potassium	12200	ug/L	5000	1	10/30/25 08:10	10/31/25 10:49	7440-09-7	
Sodium	64600	ug/L	5000	1	10/30/25 08:10	10/31/25 10:49	7440-23-5	
Zinc	<20.0	ug/L	20.0	1	10/30/25 08:10	10/31/25 10:49	7440-66-6	
<b>2340B Hardness, Total (Calc.)</b>		Analytical Method: SM 2340B-2011 Pace Analytical Services - Melville						
Tot Hardness asCaCO3 (SM 2340B)	56600	ug/L	830	1		10/31/25 10:49		
<b>245.1 Mercury</b>		Analytical Method: EPA 245.1 Preparation Method: EPA 245.1 Pace Analytical Services - Melville						
Mercury	0.070J	ug/L	0.20	1	11/03/25 07:16	11/03/25 15:10	7439-97-6	B
<b>8260D Volatile Organics</b>		Analytical Method: EPA 8260D/5030C Pace Analytical Services - Melville						
Benzene	<1.0	ug/L	1.0	1		10/26/25 23:58	71-43-2	
Bromodichloromethane	<1.0	ug/L	1.0	1		10/26/25 23:58	75-27-4	
Bromoform	<1.0	ug/L	1.0	1		10/26/25 23:58	75-25-2	
n-Butylbenzene	<1.0	ug/L	1.0	1		10/26/25 23:58	104-51-8	
tert-Butylbenzene	<1.0	ug/L	1.0	1		10/26/25 23:58	98-06-6	
Carbon tetrachloride	<1.0	ug/L	1.0	1		10/26/25 23:58	56-23-5	
Chlorobenzene	<1.0	ug/L	1.0	1		10/26/25 23:58	108-90-7	
Chloroethane	<1.0	ug/L	1.0	1		10/26/25 23:58	75-00-3	
Chloroform	<1.0	ug/L	1.0	1		10/26/25 23:58	67-66-3	
Dibromochloromethane	<1.0	ug/L	1.0	1		10/26/25 23:58	124-48-1	
1,2-Dichlorobenzene	<1.0	ug/L	1.0	1		10/26/25 23:58	95-50-1	
1,3-Dichlorobenzene	<1.0	ug/L	1.0	1		10/26/25 23:58	541-73-1	
1,4-Dichlorobenzene	<1.0	ug/L	1.0	1		10/26/25 23:58	106-46-7	
Dichlorodifluoromethane	<1.0	ug/L	1.0	1		10/26/25 23:58	75-71-8	
1,1-Dichloroethane	<1.0	ug/L	1.0	1		10/26/25 23:58	75-34-3	
1,2-Dichloroethane	<1.0	ug/L	1.0	1		10/26/25 23:58	107-06-2	
1,1-Dichloroethene	<1.0	ug/L	1.0	1		10/26/25 23:58	75-35-4	
cis-1,2-Dichloroethene	<1.0	ug/L	1.0	1		10/26/25 23:58	156-59-2	
trans-1,2-Dichloroethene	<1.0	ug/L	1.0	1		10/26/25 23:58	156-60-5	
1,2-Dichloropropane	<1.0	ug/L	1.0	1		10/26/25 23:58	78-87-5	
Ethylbenzene	<1.0	ug/L	1.0	1		10/26/25 23:58	100-41-4	

## REPORT OF LABORATORY ANALYSIS

This report shall not be reproduced, except in full,  
without the written consent of Pace Analytical Services, LLC.



### ANALYTICAL RESULTS

Project: OLD BETHPAGE LANDFILL 10/21

Pace Project No.: 70386899

Sample: MW-09C-10/21/25	Lab ID: 70386899004	Collected: 10/21/25 13:15	Received: 10/21/25 17:40	Matrix: Water				
Parameters	Results	Units	Report Limit	DF	Prepared	Analyzed	CAS No.	Qual
<b>8260D Volatile Organics</b>		Analytical Method: EPA 8260D/5030C Pace Analytical Services - Melville						
Isopropylbenzene (Cumene)	<1.0	ug/L	1.0	1		10/26/25 23:58	98-82-8	
Methylene Chloride	<1.0	ug/L	1.0	1		10/26/25 23:58	75-09-2	
Tetrachloroethene	<1.0	ug/L	1.0	1		10/26/25 23:58	127-18-4	v3
Toluene	<1.0	ug/L	1.0	1		10/26/25 23:58	108-88-3	
1,1,1-Trichloroethane	<1.0	ug/L	1.0	1		10/26/25 23:58	71-55-6	
Trichloroethene	<1.0	ug/L	1.0	1		10/26/25 23:58	79-01-6	
Vinyl chloride	<1.0	ug/L	1.0	1		10/26/25 23:58	75-01-4	
Xylene (Total)	<3.0	ug/L	3.0	1		10/26/25 23:58	1330-20-7	
m&p-Xylene	<2.0	ug/L	2.0	1		10/26/25 23:58	179601-23-1	
o-Xylene	<1.0	ug/L	1.0	1		10/26/25 23:58	95-47-6	
<b>Surrogates</b>								
1,2-Dichloroethane-d4 (S)	112	%	80-120	1		10/26/25 23:58	17060-07-0	
4-Bromofluorobenzene (S)	104	%	80-120	1		10/26/25 23:58	460-00-4	
Toluene-d8 (S)	98	%	80-120	1		10/26/25 23:58	2037-26-5	
<b>NB 420.4 Phenolics, Total</b>		Analytical Method: EPA 420.4, Rev 1.0 Preparation Method: EPA 420.4, Rev 1.0 Pace Analytical Services - Newburgh						
Phenolics, Total Recoverable	<0.010	mg/L	0.010	1	11/04/25 14:00	11/05/25 15:53		
<b>2320B Alkalinity</b>		Analytical Method: SM 2320B-2011 Pace Analytical Services - Melville						
Alkalinity, Total as CaCO3	54.1	mg/L	1.0	1		10/23/25 12:55		
Alkalinity,Bicarbonate (CaCO3)	54.1	mg/L	1.0	1		10/23/25 12:55		
Alkalinity,Carbonate (CaCO3)	<1.0	mg/L	1.0	1		10/23/25 12:55		
<b>2540C Total Dissolved Solids</b>		Analytical Method: SM 2540C-2015 Pace Analytical Services - Melville						
Total Dissolved Solids	239	mg/L	25.0	1		10/28/25 07:16		
<b>Chromium, Hexavalent</b>		Analytical Method: SM 3500-Cr B-2011 Pace Analytical Services - Melville						
Chromium, Hexavalent	<0.020	mg/L	0.020	1		10/22/25 10:36	18540-29-9	
<b>300.0 IC Anions 28 Days</b>		Analytical Method: EPA 300.0 Pace Analytical Services - Melville						
Chloride	110	mg/L	4.0	2		11/04/25 15:53	16887-00-6	
Sulfate	16.3	mg/L	5.0	1		11/03/25 23:51	14808-79-8	
<b>351.2 Total Kjeldahl Nitrogen</b>		Analytical Method: EPA 351.2 Preparation Method: EPA 351.2 Pace Analytical Services - Melville						
Nitrogen, Kjeldahl, Total	4.0	mg/L	0.10	1	10/31/25 06:25	10/31/25 17:04	7727-37-9	
<b>353.2 Nitrogen, NO2/NO3 pres.</b>		Analytical Method: EPA 353.2 Pace Analytical Services - Melville						
Nitrate-Nitrite (as N)	0.34	mg/L	0.050	1		11/04/25 14:51	7727-37-9	

### REPORT OF LABORATORY ANALYSIS

This report shall not be reproduced, except in full,  
without the written consent of Pace Analytical Services, LLC.



### ANALYTICAL RESULTS

Project: OLD BETHPAGE LANDFILL 10/21

Pace Project No.: 70386899

Sample: MW-09C-10/21/25		Lab ID: 70386899004		Collected: 10/21/25 13:15	Received: 10/21/25 17:40	Matrix: Water		
Parameters	Results	Units	Report Limit	DF	Prepared	Analyzed	CAS No.	Qual
<b>353.2 Nitrogen, NO2</b>		Analytical Method: EPA 353.2 Pace Analytical Services - Melville						
Nitrite as N	<0.050	mg/L	0.050	1		10/22/25 02:02	14797-65-0	
<b>SM 4500 CNE Cyanide, Total</b>		Analytical Method: SM 4500-CN-E-2016 Preparation Method: SM 4500-CN-C-2016 Pace Analytical Services - Melville						
Cyanide	<10.0	ug/L	10.0	1	10/27/25 15:00	10/27/25 16:58	57-12-5	
<b>4500 Ammonia Water</b>		Analytical Method: SM 4500 NH3 H-2011 Pace Analytical Services - Melville						
Nitrogen, Ammonia	2.6	mg/L	0.10	1		10/29/25 13:42	7664-41-7	

### REPORT OF LABORATORY ANALYSIS

This report shall not be reproduced, except in full,  
without the written consent of Pace Analytical Services, LLC.



### ANALYTICAL RESULTS

Project: OLD BETHPAGE LANDFILL 10/21

Pace Project No.: 70386899

Sample: MW-09C-10/21/25 DISS Lab ID: 70386899005 Collected: 10/21/25 13:15 Received: 10/21/25 17:40 Matrix: Water

Parameters	Results	Units	Report Limit	DF	Prepared	Analyzed	CAS No.	Qual
<b>200.7 Metals, Dissolved</b>		Analytical Method: EPA 200.7 Pace Analytical Services - Melville						
Aluminum, Dissolved	77.5J	ug/L	200	1		11/03/25 11:28	7429-90-5	B
Barium, Dissolved	23.7J	ug/L	200	1		11/03/25 11:28	7440-39-3	
Calcium, Dissolved	6660	ug/L	200	1		11/03/25 11:28	7440-70-2	M1
Chromium, Dissolved	<10.0	ug/L	10.0	1		11/03/25 11:28	7440-47-3	
Copper, Dissolved	<25.0	ug/L	25.0	1		11/03/25 11:28	7440-50-8	
Iron, Dissolved	<20.0	ug/L	20.0	1		11/03/25 11:28	7439-89-6	
Lead, Dissolved	<5.0	ug/L	5.0	1		11/03/25 11:28	7439-92-1	
Magnesium, Dissolved	5410	ug/L	1000	1		11/03/25 11:28	7439-95-4	
Manganese, Dissolved	119	ug/L	10.0	1		11/03/25 11:28	7439-96-5	M1
Nickel, Dissolved	<40.0	ug/L	40.0	1		11/03/25 11:28	7440-02-0	
Potassium, Dissolved	12200	ug/L	5000	1		11/03/25 11:28	7440-09-7	
Sodium, Dissolved	63300	ug/L	5000	1		11/03/25 11:28	7440-23-5	
Zinc, Dissolved	<20.0	ug/L	20.0	1		11/03/25 11:28	7440-66-6	
<b>245.1 Mercury, Dissolved</b>		Analytical Method: EPA 245.1 Preparation Method: EPA 245.1 Pace Analytical Services - Melville						
Mercury, Dissolved	0.043J	ug/L	0.20	1	11/05/25 06:00	11/05/25 14:15	7439-97-6	

### REPORT OF LABORATORY ANALYSIS

This report shall not be reproduced, except in full, without the written consent of Pace Analytical Services, LLC.



## ANALYTICAL RESULTS

Project: OLD BETHPAGE LANDFILL 10/21

Pace Project No.: 70386899

Sample: MW-09B-10/21/25	Lab ID: 70386899006	Collected: 10/21/25 14:30	Received: 10/21/25 17:40	Matrix: Water				
Parameters	Results	Units	Report Limit	DF	Prepared	Analyzed	CAS No.	Qual
<b>200.7 Metals, Total</b>		Analytical Method: EPA 200.7 Preparation Method: EPA 200.7 Pace Analytical Services - Melville						
Aluminum	70.7J	ug/L	200	1	10/30/25 08:10	10/31/25 10:50	7429-90-5	B
Barium	99.7J	ug/L	200	1	10/30/25 08:10	10/31/25 10:50	7440-39-3	
Calcium	12200	ug/L	200	1	10/30/25 08:10	10/31/25 10:50	7440-70-2	
Chromium	<10.0	ug/L	10.0	1	10/30/25 08:10	10/31/25 10:50	7440-47-3	
Copper	<25.0	ug/L	25.0	1	10/30/25 08:10	10/31/25 10:50	7440-50-8	
Iron	<20.0	ug/L	20.0	1	10/30/25 08:10	10/31/25 10:50	7439-89-6	
Lead	<5.0	ug/L	5.0	1	10/30/25 08:10	10/31/25 10:50	7439-92-1	
Magnesium	5440	ug/L	200	1	10/30/25 08:10	10/31/25 10:50	7439-95-4	
Manganese	2390	ug/L	10.0	1	10/30/25 08:10	10/31/25 10:50	7439-96-5	
Nickel	<40.0	ug/L	40.0	1	10/30/25 08:10	10/31/25 10:50	7440-02-0	
Potassium	9070	ug/L	5000	1	10/30/25 08:10	10/31/25 10:50	7440-09-7	B
Sodium	58500	ug/L	5000	1	10/30/25 08:10	10/31/25 10:50	7440-23-5	
Zinc	<20.0	ug/L	20.0	1	10/30/25 08:10	10/31/25 10:50	7440-66-6	
<b>2340B Hardness, Total (Calc.)</b>		Analytical Method: SM 2340B-2011 Pace Analytical Services - Melville						
Tot Hardness asCaCO3 (SM 2340B)	52900	ug/L	830	1		10/31/25 10:50		
<b>245.1 Mercury</b>		Analytical Method: EPA 245.1 Preparation Method: EPA 245.1 Pace Analytical Services - Melville						
Mercury	0.081J	ug/L	0.20	1	11/03/25 07:16	11/03/25 15:12	7439-97-6	B
<b>8260D Volatile Organics</b>		Analytical Method: EPA 8260D/5030C Pace Analytical Services - Melville						
Benzene	<1.0	ug/L	1.0	1		10/27/25 00:18	71-43-2	
Bromodichloromethane	<1.0	ug/L	1.0	1		10/27/25 00:18	75-27-4	
Bromoform	<1.0	ug/L	1.0	1		10/27/25 00:18	75-25-2	
n-Butylbenzene	<1.0	ug/L	1.0	1		10/27/25 00:18	104-51-8	
tert-Butylbenzene	<1.0	ug/L	1.0	1		10/27/25 00:18	98-06-6	
Carbon tetrachloride	<1.0	ug/L	1.0	1		10/27/25 00:18	56-23-5	
Chlorobenzene	<1.0	ug/L	1.0	1		10/27/25 00:18	108-90-7	
Chloroethane	<1.0	ug/L	1.0	1		10/27/25 00:18	75-00-3	
Chloroform	<1.0	ug/L	1.0	1		10/27/25 00:18	67-66-3	
Dibromochloromethane	<1.0	ug/L	1.0	1		10/27/25 00:18	124-48-1	
1,2-Dichlorobenzene	<1.0	ug/L	1.0	1		10/27/25 00:18	95-50-1	
1,3-Dichlorobenzene	<1.0	ug/L	1.0	1		10/27/25 00:18	541-73-1	
1,4-Dichlorobenzene	<1.0	ug/L	1.0	1		10/27/25 00:18	106-46-7	
Dichlorodifluoromethane	<1.0	ug/L	1.0	1		10/27/25 00:18	75-71-8	
1,1-Dichloroethane	<1.0	ug/L	1.0	1		10/27/25 00:18	75-34-3	
1,2-Dichloroethane	<1.0	ug/L	1.0	1		10/27/25 00:18	107-06-2	
1,1-Dichloroethene	<1.0	ug/L	1.0	1		10/27/25 00:18	75-35-4	
cis-1,2-Dichloroethene	<1.0	ug/L	1.0	1		10/27/25 00:18	156-59-2	
trans-1,2-Dichloroethene	<1.0	ug/L	1.0	1		10/27/25 00:18	156-60-5	
1,2-Dichloropropane	<1.0	ug/L	1.0	1		10/27/25 00:18	78-87-5	
Ethylbenzene	<1.0	ug/L	1.0	1		10/27/25 00:18	100-41-4	

## REPORT OF LABORATORY ANALYSIS

This report shall not be reproduced, except in full,  
without the written consent of Pace Analytical Services, LLC.



### ANALYTICAL RESULTS

Project: OLD BETHPAGE LANDFILL 10/21

Pace Project No.: 70386899

**Sample: MW-09B-10/21/25**      **Lab ID: 70386899006**      Collected: 10/21/25 14:30      Received: 10/21/25 17:40      Matrix: Water

Parameters	Results	Units	Report Limit	DF	Prepared	Analyzed	CAS No.	Qual
------------	---------	-------	--------------	----	----------	----------	---------	------

**8260D Volatile Organics**

Analytical Method: EPA 8260D/5030C  
Pace Analytical Services - Melville

Isopropylbenzene (Cumene)	<1.0	ug/L	1.0	1		10/27/25 00:18	98-82-8	
Methylene Chloride	<1.0	ug/L	1.0	1		10/27/25 00:18	75-09-2	
Tetrachloroethene	<1.0	ug/L	1.0	1		10/27/25 00:18	127-18-4	v3
Toluene	<1.0	ug/L	1.0	1		10/27/25 00:18	108-88-3	
1,1,1-Trichloroethane	<1.0	ug/L	1.0	1		10/27/25 00:18	71-55-6	
Trichloroethene	<1.0	ug/L	1.0	1		10/27/25 00:18	79-01-6	
Vinyl chloride	<1.0	ug/L	1.0	1		10/27/25 00:18	75-01-4	
Xylene (Total)	<3.0	ug/L	3.0	1		10/27/25 00:18	1330-20-7	
m&p-Xylene	<2.0	ug/L	2.0	1		10/27/25 00:18	179601-23-1	
o-Xylene	<1.0	ug/L	1.0	1		10/27/25 00:18	95-47-6	

**Surrogates**

1,2-Dichloroethane-d4 (S)	111	%	80-120	1		10/27/25 00:18	17060-07-0	
4-Bromofluorobenzene (S)	103	%	80-120	1		10/27/25 00:18	460-00-4	
Toluene-d8 (S)	98	%	80-120	1		10/27/25 00:18	2037-26-5	

**NB 420.4 Phenolics, Total**

Analytical Method: EPA 420.4, Rev 1.0      Preparation Method: EPA 420.4, Rev 1.0  
Pace Analytical Services - Newburgh

Phenolics, Total Recoverable	<b>0.0051J</b>	mg/L	0.010	1	11/04/25 14:00	11/05/25 15:54		
------------------------------	----------------	------	-------	---	----------------	----------------	--	--

**2320B Alkalinity**

Analytical Method: SM 2320B-2011  
Pace Analytical Services - Melville

Alkalinity, Total as CaCO3	<b>30.2</b>	mg/L	1.0	1		10/23/25 13:01		
Alkalinity,Bicarbonate (CaCO3)	<b>30.2</b>	mg/L	1.0	1		10/23/25 13:01		
Alkalinity,Carbonate (CaCO3)	<1.0	mg/L	1.0	1		10/23/25 13:01		

**2540C Total Dissolved Solids**

Analytical Method: SM 2540C-2015  
Pace Analytical Services - Melville

Total Dissolved Solids	<b>194</b>	mg/L	25.0	1		10/28/25 07:21		
------------------------	------------	------	------	---	--	----------------	--	--

**Chromium, Hexavalent**

Analytical Method: SM 3500-Cr B-2011  
Pace Analytical Services - Melville

Chromium, Hexavalent	<0.020	mg/L	0.020	1		10/22/25 10:38	18540-29-9	
----------------------	--------	------	-------	---	--	----------------	------------	--

**5210B BOD, 5 day**

Analytical Method: SM 5210B-2016  
Pace Analytical Services - Melville

BOD, 5 day	<2.0	mg/L	2.0	1		10/29/25 09:25		H1
------------	------	------	-----	---	--	----------------	--	----

**300.0 IC Anions 28 Days**

Analytical Method: EPA 300.0  
Pace Analytical Services - Melville

Chloride	<b>95.2</b>	mg/L	2.0	1		11/04/25 00:09	16887-00-6	
Sulfate	<b>19.0</b>	mg/L	5.0	1		11/04/25 00:09	14808-79-8	

**351.2 Total Kjeldahl Nitrogen**

Analytical Method: EPA 351.2      Preparation Method: EPA 351.2  
Pace Analytical Services - Melville

Nitrogen, Kjeldahl, Total	<0.10	mg/L	0.10	1	10/31/25 06:25	10/31/25 17:23	7727-37-9	
---------------------------	-------	------	------	---	----------------	----------------	-----------	--

### REPORT OF LABORATORY ANALYSIS

This report shall not be reproduced, except in full,  
without the written consent of Pace Analytical Services, LLC.



### ANALYTICAL RESULTS

Project: OLD BETHPAGE LANDFILL 10/21

Pace Project No.: 70386899

Parameters	Results	Units	Report Limit	DF	Prepared	Analyzed	CAS No.	Qual
<b>Sample: MW-09B-10/21/25      Lab ID: 70386899006      Collected: 10/21/25 14:30      Received: 10/21/25 17:40      Matrix: Water</b>								
<b>353.2 Nitrogen, NO2/NO3 pres.</b>								
Analytical Method: EPA 353.2 Pace Analytical Services - Melville								
Nitrate-Nitrite (as N)	<b>4.0</b>	mg/L	0.25	5		11/04/25 15:22	7727-37-9	
<b>353.2 Nitrogen, NO2</b>								
Analytical Method: EPA 353.2 Pace Analytical Services - Melville								
Nitrite as N	<b>&lt;0.050</b>	mg/L	0.050	1		10/22/25 02:04	14797-65-0	
<b>SM 4500 CNE Cyanide, Total</b>								
Analytical Method: SM 4500-CN-E-2016      Preparation Method: SM 4500-CN-C-2016 Pace Analytical Services - Melville								
Cyanide	<b>&lt;10.0</b>	ug/L	10.0	1	10/27/25 15:00	10/27/25 16:59	57-12-5	
<b>4500 Ammonia Water</b>								
Analytical Method: SM 4500 NH3 H-2011 Pace Analytical Services - Melville								
Nitrogen, Ammonia	<b>0.21</b>	mg/L	0.10	1		10/29/25 13:43	7664-41-7	

### REPORT OF LABORATORY ANALYSIS

This report shall not be reproduced, except in full,  
without the written consent of Pace Analytical Services, LLC.



### ANALYTICAL RESULTS

Project: OLD BETHPAGE LANDFILL 10/21

Pace Project No.: 70386899

Sample: MW-09B-10/21/25 DISS Lab ID: 70386899007 Collected: 10/21/25 14:30 Received: 10/21/25 17:40 Matrix: Water

Parameters	Results	Units	Report Limit	DF	Prepared	Analyzed	CAS No.	Qual
<b>200.7 Metals, Dissolved</b>		Analytical Method: EPA 200.7 Pace Analytical Services - Melville						
Aluminum, Dissolved	71.3J	ug/L	200	1		11/03/25 11:43	7429-90-5	B
Barium, Dissolved	43.6J	ug/L	200	1		11/03/25 11:43	7440-39-3	
Calcium, Dissolved	8600	ug/L	200	1		11/03/25 11:43	7440-70-2	
Chromium, Dissolved	<10.0	ug/L	10.0	1		11/03/25 11:43	7440-47-3	
Copper, Dissolved	<25.0	ug/L	25.0	1		11/03/25 11:43	7440-50-8	
Iron, Dissolved	<20.0	ug/L	20.0	1		11/03/25 11:43	7439-89-6	
Lead, Dissolved	<5.0	ug/L	5.0	1		11/03/25 11:43	7439-92-1	
Magnesium, Dissolved	4590	ug/L	1000	1		11/03/25 11:43	7439-95-4	
Manganese, Dissolved	912	ug/L	10.0	1		11/03/25 11:43	7439-96-5	
Nickel, Dissolved	<40.0	ug/L	40.0	1		11/03/25 11:43	7440-02-0	
Potassium, Dissolved	9040	ug/L	5000	1		11/03/25 11:43	7440-09-7	
Sodium, Dissolved	56700	ug/L	5000	1		11/03/25 11:43	7440-23-5	
Zinc, Dissolved	<20.0	ug/L	20.0	1		11/03/25 11:43	7440-66-6	
<b>245.1 Mercury, Dissolved</b>		Analytical Method: EPA 245.1 Preparation Method: EPA 245.1 Pace Analytical Services - Melville						
Mercury, Dissolved	0.034J	ug/L	0.20	1	11/05/25 06:00	11/05/25 14:17	7439-97-6	

### REPORT OF LABORATORY ANALYSIS

This report shall not be reproduced, except in full, without the written consent of Pace Analytical Services, LLC.



## ANALYTICAL RESULTS

Project: OLD BETHPAGE LANDFILL 10/21

Pace Project No.: 70386899

Sample: MW-05B-10/21/25	Lab ID: 70386899008	Collected: 10/21/25 15:30	Received: 10/21/25 17:40	Matrix: Water				
Parameters	Results	Units	Report Limit	DF	Prepared	Analyzed	CAS No.	Qual
<b>200.7 Metals, Total</b>		Analytical Method: EPA 200.7 Preparation Method: EPA 200.7 Pace Analytical Services - Melville						
Aluminum	60.3J	ug/L	200	1	10/31/25 07:02	10/31/25 13:31	7429-90-5	
Barium	55.7J	ug/L	200	1	10/31/25 07:02	10/31/25 13:31	7440-39-3	
Calcium	14200	ug/L	200	1	10/31/25 07:02	10/31/25 13:31	7440-70-2	
Chromium	<10.0	ug/L	10.0	1	10/31/25 07:02	10/31/25 13:31	7440-47-3	
Copper	<25.0	ug/L	25.0	1	10/31/25 07:02	10/31/25 13:31	7440-50-8	
Iron	<20.0	ug/L	20.0	1	10/31/25 07:02	10/31/25 13:31	7439-89-6	
Lead	<5.0	ug/L	5.0	1	10/31/25 07:02	10/31/25 13:31	7439-92-1	
Magnesium	6880	ug/L	200	1	10/31/25 07:02	10/31/25 13:31	7439-95-4	
Manganese	2160	ug/L	10.0	1	10/31/25 07:02	10/31/25 13:31	7439-96-5	
Nickel	5.5J	ug/L	40.0	1	10/31/25 07:02	10/31/25 13:31	7440-02-0	
Potassium	10100	ug/L	5000	1	10/31/25 07:02	10/31/25 13:31	7440-09-7	B
Sodium	64300	ug/L	5000	1	10/31/25 07:02	10/31/25 13:31	7440-23-5	
Zinc	<20.0	ug/L	20.0	1	10/31/25 07:02	10/31/25 13:31	7440-66-6	
<b>2340B Hardness, Total (Calc.)</b>		Analytical Method: SM 2340B-2011 Pace Analytical Services - Melville						
Tot Hardness asCaCO3 (SM 2340B)	63800	ug/L	830	1		10/31/25 13:31		
<b>245.1 Mercury</b>		Analytical Method: EPA 245.1 Preparation Method: EPA 245.1 Pace Analytical Services - Melville						
Mercury	0.076J	ug/L	0.20	1	11/03/25 07:16	11/03/25 15:13	7439-97-6	B
<b>8260D Volatile Organics</b>		Analytical Method: EPA 8260D/5030C Pace Analytical Services - Melville						
Benzene	<1.0	ug/L	1.0	1		10/27/25 00:38	71-43-2	
Bromodichloromethane	<1.0	ug/L	1.0	1		10/27/25 00:38	75-27-4	
Bromoform	<1.0	ug/L	1.0	1		10/27/25 00:38	75-25-2	
n-Butylbenzene	<1.0	ug/L	1.0	1		10/27/25 00:38	104-51-8	
tert-Butylbenzene	<1.0	ug/L	1.0	1		10/27/25 00:38	98-06-6	
Carbon tetrachloride	<1.0	ug/L	1.0	1		10/27/25 00:38	56-23-5	
Chlorobenzene	<1.0	ug/L	1.0	1		10/27/25 00:38	108-90-7	
Chloroethane	<1.0	ug/L	1.0	1		10/27/25 00:38	75-00-3	
Chloroform	<1.0	ug/L	1.0	1		10/27/25 00:38	67-66-3	
Dibromochloromethane	<1.0	ug/L	1.0	1		10/27/25 00:38	124-48-1	
1,2-Dichlorobenzene	<1.0	ug/L	1.0	1		10/27/25 00:38	95-50-1	
1,3-Dichlorobenzene	<1.0	ug/L	1.0	1		10/27/25 00:38	541-73-1	
1,4-Dichlorobenzene	<1.0	ug/L	1.0	1		10/27/25 00:38	106-46-7	
Dichlorodifluoromethane	<1.0	ug/L	1.0	1		10/27/25 00:38	75-71-8	
1,1-Dichloroethane	<1.0	ug/L	1.0	1		10/27/25 00:38	75-34-3	
1,2-Dichloroethane	<1.0	ug/L	1.0	1		10/27/25 00:38	107-06-2	
1,1-Dichloroethene	<1.0	ug/L	1.0	1		10/27/25 00:38	75-35-4	
cis-1,2-Dichloroethene	<1.0	ug/L	1.0	1		10/27/25 00:38	156-59-2	
trans-1,2-Dichloroethene	<1.0	ug/L	1.0	1		10/27/25 00:38	156-60-5	
1,2-Dichloropropane	<1.0	ug/L	1.0	1		10/27/25 00:38	78-87-5	
Ethylbenzene	<1.0	ug/L	1.0	1		10/27/25 00:38	100-41-4	

## REPORT OF LABORATORY ANALYSIS

This report shall not be reproduced, except in full,  
without the written consent of Pace Analytical Services, LLC.



### ANALYTICAL RESULTS

Project: OLD BETHPAGE LANDFILL 10/21

Pace Project No.: 70386899

**Sample: MW-05B-10/21/25**      **Lab ID: 70386899008**      Collected: 10/21/25 15:30      Received: 10/21/25 17:40      Matrix: Water

Parameters	Results	Units	Report Limit	DF	Prepared	Analyzed	CAS No.	Qual
<b>8260D Volatile Organics</b>		Analytical Method: EPA 8260D/5030C Pace Analytical Services - Melville						
Isopropylbenzene (Cumene)	<1.0	ug/L	1.0	1		10/27/25 00:38	98-82-8	
Methylene Chloride	<1.0	ug/L	1.0	1		10/27/25 00:38	75-09-2	
Tetrachloroethene	<1.0	ug/L	1.0	1		10/27/25 00:38	127-18-4	v3
Toluene	<1.0	ug/L	1.0	1		10/27/25 00:38	108-88-3	
1,1,1-Trichloroethane	<1.0	ug/L	1.0	1		10/27/25 00:38	71-55-6	
Trichloroethene	<1.0	ug/L	1.0	1		10/27/25 00:38	79-01-6	
Vinyl chloride	<1.0	ug/L	1.0	1		10/27/25 00:38	75-01-4	
Xylene (Total)	<3.0	ug/L	3.0	1		10/27/25 00:38	1330-20-7	
m&p-Xylene	<2.0	ug/L	2.0	1		10/27/25 00:38	179601-23-1	
o-Xylene	<1.0	ug/L	1.0	1		10/27/25 00:38	95-47-6	
<b>Surrogates</b>								
1,2-Dichloroethane-d4 (S)	111	%	80-120	1		10/27/25 00:38	17060-07-0	
4-Bromofluorobenzene (S)	104	%	80-120	1		10/27/25 00:38	460-00-4	
Toluene-d8 (S)	99	%	80-120	1		10/27/25 00:38	2037-26-5	
<b>NB 420.4 Phenolics, Total</b>		Analytical Method: EPA 420.4, Rev 1.0      Preparation Method: EPA 420.4, Rev 1.0 Pace Analytical Services - Newburgh						
Phenolics, Total Recoverable	<0.010	mg/L	0.010	1	11/04/25 14:00	11/05/25 16:28		
<b>2320B Alkalinity</b>		Analytical Method: SM 2320B-2011 Pace Analytical Services - Melville						
Alkalinity, Total as CaCO3	30.7	mg/L	1.0	1		10/23/25 13:08		
Alkalinity,Bicarbonate (CaCO3)	30.7	mg/L	1.0	1		10/23/25 13:08		
Alkalinity,Carbonate (CaCO3)	<1.0	mg/L	1.0	1		10/23/25 13:08		
<b>2540C Total Dissolved Solids</b>		Analytical Method: SM 2540C-2015 Pace Analytical Services - Melville						
Total Dissolved Solids	269	mg/L	25.0	1		10/28/25 07:22		
<b>Chromium, Hexavalent</b>		Analytical Method: SM 3500-Cr B-2011 Pace Analytical Services - Melville						
Chromium, Hexavalent	<0.020	mg/L	0.020	1		10/22/25 10:40	18540-29-9	
<b>300.0 IC Anions 28 Days</b>		Analytical Method: EPA 300.0 Pace Analytical Services - Melville						
Chloride	116	mg/L	4.0	2		11/04/25 16:11	16887-00-6	
Sulfate	22.9	mg/L	5.0	1		11/04/25 00:26	14808-79-8	
<b>351.2 Total Kjeldahl Nitrogen</b>		Analytical Method: EPA 351.2      Preparation Method: EPA 351.2 Pace Analytical Services - Melville						
Nitrogen, Kjeldahl, Total	<0.10	mg/L	0.10	1	10/31/25 06:25	10/31/25 17:24	7727-37-9	
<b>353.2 Nitrogen, NO2/NO3 pres.</b>		Analytical Method: EPA 353.2 Pace Analytical Services - Melville						
Nitrate-Nitrite (as N)	4.2	mg/L	0.25	5		11/04/25 15:23	7727-37-9	

### REPORT OF LABORATORY ANALYSIS

This report shall not be reproduced, except in full,  
without the written consent of Pace Analytical Services, LLC.



### ANALYTICAL RESULTS

Project: OLD BETHPAGE LANDFILL 10/21

Pace Project No.: 70386899

Sample: MW-05B-10/21/25		Lab ID: 70386899008		Collected: 10/21/25 15:30	Received: 10/21/25 17:40	Matrix: Water		
Parameters	Results	Units	Report Limit	DF	Prepared	Analyzed	CAS No.	Qual
<b>353.2 Nitrogen, NO2</b>		Analytical Method: EPA 353.2 Pace Analytical Services - Melville						
Nitrite as N	<0.050	mg/L	0.050	1		10/22/25 02:06	14797-65-0	
<b>SM 4500 CNE Cyanide, Total</b>		Analytical Method: SM 4500-CN-E-2016 Preparation Method: SM 4500-CN-C-2016 Pace Analytical Services - Melville						
Cyanide	9.8J	ug/L	10.0	1	10/27/25 15:00	10/27/25 16:59	57-12-5	
<b>4500 Ammonia Water</b>		Analytical Method: SM 4500 NH3 H-2011 Pace Analytical Services - Melville						
Nitrogen, Ammonia	<0.10	mg/L	0.10	1		10/29/25 13:44	7664-41-7	

### REPORT OF LABORATORY ANALYSIS

This report shall not be reproduced, except in full,  
without the written consent of Pace Analytical Services, LLC.



### ANALYTICAL RESULTS

Project: OLD BETHPAGE LANDFILL 10/21

Pace Project No.: 70386899

Sample: MW-05B-10/21/25 DISS Lab ID: 70386899009 Collected: 10/21/25 15:30 Received: 10/21/25 17:40 Matrix: Water

Parameters	Results	Units	Report Limit	DF	Prepared	Analyzed	CAS No.	Qual
<b>200.7 Metals, Dissolved</b>		Analytical Method: EPA 200.7 Pace Analytical Services - Melville						
Aluminum, Dissolved	66.5J	ug/L	200	1		11/03/25 11:45	7429-90-5	B
Barium, Dissolved	24.4J	ug/L	200	1		11/03/25 11:45	7440-39-3	
Calcium, Dissolved	10200	ug/L	200	1		11/03/25 11:45	7440-70-2	
Chromium, Dissolved	<10.0	ug/L	10.0	1		11/03/25 11:45	7440-47-3	
Copper, Dissolved	<25.0	ug/L	25.0	1		11/03/25 11:45	7440-50-8	
Iron, Dissolved	<20.0	ug/L	20.0	1		11/03/25 11:45	7439-89-6	
Lead, Dissolved	<5.0	ug/L	5.0	1		11/03/25 11:45	7439-92-1	
Magnesium, Dissolved	5860	ug/L	1000	1		11/03/25 11:45	7439-95-4	
Manganese, Dissolved	817	ug/L	10.0	1		11/03/25 11:45	7439-96-5	
Nickel, Dissolved	7.1J	ug/L	40.0	1		11/03/25 11:45	7440-02-0	
Potassium, Dissolved	10200	ug/L	5000	1		11/03/25 11:45	7440-09-7	
Sodium, Dissolved	62700	ug/L	5000	1		11/03/25 11:45	7440-23-5	
Zinc, Dissolved	<20.0	ug/L	20.0	1		11/03/25 11:45	7440-66-6	

<b>245.1 Mercury, Dissolved</b>		Analytical Method: EPA 245.1 Preparation Method: EPA 245.1 Pace Analytical Services - Melville						
Mercury, Dissolved	0.031J	ug/L	0.20	1	11/05/25 06:00	11/05/25 14:19	7439-97-6	

### REPORT OF LABORATORY ANALYSIS

This report shall not be reproduced, except in full, without the written consent of Pace Analytical Services, LLC.



**QUALITY CONTROL DATA**

Project: OLD BETHPAGE LANDFILL 10/21

Pace Project No.: 70386899

QC Batch: 426356 Analysis Method: EPA 200.7  
 QC Batch Method: EPA 200.7 Analysis Description: 200.7 Metals, Dissolved  
 Laboratory: Pace Analytical Services - Melville

Associated Lab Samples: 70386899003, 70386899005, 70386899007, 70386899009

METHOD BLANK: 2275235 Matrix: Water

Associated Lab Samples: 70386899003, 70386899005, 70386899007, 70386899009

Parameter	Units	Blank Result	Reporting Limit	Analyzed	Qualifiers
Aluminum, Dissolved	ug/L	46.8J	200	11/03/25 10:52	
Barium, Dissolved	ug/L	<200	200	11/03/25 10:52	
Calcium, Dissolved	ug/L	<200	200	11/03/25 10:52	
Chromium, Dissolved	ug/L	<10.0	10.0	11/03/25 10:52	
Copper, Dissolved	ug/L	<25.0	25.0	11/03/25 10:52	
Iron, Dissolved	ug/L	<20.0	20.0	11/03/25 10:52	
Lead, Dissolved	ug/L	<5.0	5.0	11/03/25 10:52	
Magnesium, Dissolved	ug/L	<1000	1000	11/03/25 10:52	
Manganese, Dissolved	ug/L	<10.0	10.0	11/03/25 10:52	
Nickel, Dissolved	ug/L	<40.0	40.0	11/03/25 10:52	
Potassium, Dissolved	ug/L	<5000	5000	11/03/25 10:52	
Sodium, Dissolved	ug/L	<5000	5000	11/03/25 10:52	
Zinc, Dissolved	ug/L	<20.0	20.0	11/03/25 10:52	

LABORATORY CONTROL SAMPLE: 2275236

Parameter	Units	Spike Conc.	LCS Result	LCS % Rec	% Rec Limits	Qualifiers
Aluminum, Dissolved	ug/L	25000	25200	101	85-115	
Barium, Dissolved	ug/L	500	508	102	85-115	
Calcium, Dissolved	ug/L	25000	25800	103	85-115	
Chromium, Dissolved	ug/L	500	505	101	85-115	
Copper, Dissolved	ug/L	500	516	103	85-115	
Iron, Dissolved	ug/L	12500	13000	104	85-115	
Lead, Dissolved	ug/L	500	514	103	85-115	
Magnesium, Dissolved	ug/L	25000	25700	103	85-115	
Manganese, Dissolved	ug/L	500	508	102	85-115	
Nickel, Dissolved	ug/L	500	506	101	85-115	
Potassium, Dissolved	ug/L	25000	24600	98	85-115	
Sodium, Dissolved	ug/L	25000	25500	102	85-115	
Zinc, Dissolved	ug/L	500	504	101	85-115	

MATRIX SPIKE SAMPLE: 2275238

Parameter	Units	70386899003 Result	Spike Conc.	MS Result	MS % Rec	% Rec Limits	Qualifiers
Aluminum, Dissolved	ug/L	67.0J	12500	13300	106	70-130	
Barium, Dissolved	ug/L	18.5J	500	570	110	70-130	
Calcium, Dissolved	ug/L	11300	12500	29400	145	70-130 M1	

Results presented on this page are in the units indicated by the "Units" column except where an alternate unit is presented to the right of the result.

**REPORT OF LABORATORY ANALYSIS**

This report shall not be reproduced, except in full, without the written consent of Pace Analytical Services, LLC.



**QUALITY CONTROL DATA**

Project: OLD BETHPAGE LANDFILL 10/21

Pace Project No.: 70386899

MATRIX SPIKE SAMPLE: 2275238		70386899003	Spike	MS	MS	% Rec	
Parameter	Units	Result	Conc.	Result	% Rec	Limits	Qualifiers
Chromium, Dissolved	ug/L	<10.0	500	526	105	70-130	
Copper, Dissolved	ug/L	<25.0	500	538	108	70-130	
Iron, Dissolved	ug/L	<20.0	5000	5270	105	70-130	
Lead, Dissolved	ug/L	<5.0	500	520	104	70-130	
Magnesium, Dissolved	ug/L	8240	12500	22400	113	70-130	
Manganese, Dissolved	ug/L	1010	500	3240	446	70-130	M1
Nickel, Dissolved	ug/L	<40.0	500	509	101	70-130	
Potassium, Dissolved	ug/L	19100	12500	31600	100	70-130	
Sodium, Dissolved	ug/L	47800	12500	59800	96	70-130	
Zinc, Dissolved	ug/L	<20.0	500	532	106	70-130	

MATRIX SPIKE SAMPLE: 2275240		70386899005	Spike	MS	MS	% Rec	
Parameter	Units	Result	Conc.	Result	% Rec	Limits	Qualifiers
Aluminum, Dissolved	ug/L	77.5J	12500	13000	103	70-130	
Barium, Dissolved	ug/L	23.7J	500	579	111	70-130	
Calcium, Dissolved	ug/L	6660	12500	23400	134	70-130	M1
Chromium, Dissolved	ug/L	<10.0	500	513	103	70-130	
Copper, Dissolved	ug/L	<25.0	500	529	106	70-130	
Iron, Dissolved	ug/L	<20.0	5000	5150	103	70-130	
Lead, Dissolved	ug/L	<5.0	500	511	102	70-130	
Magnesium, Dissolved	ug/L	5410	12500	19300	111	70-130	
Manganese, Dissolved	ug/L	119	500	889	154	70-130	M1
Nickel, Dissolved	ug/L	<40.0	500	500	100	70-130	
Potassium, Dissolved	ug/L	12200	12500	24500	98	70-130	
Sodium, Dissolved	ug/L	63300	12500	72300	72	70-130	
Zinc, Dissolved	ug/L	<20.0	500	521	104	70-130	

SAMPLE DUPLICATE: 2275237

Parameter	Units	70386899003 Result	Dup Result	RPD	Qualifiers
Aluminum, Dissolved	ug/L	67.0J	70.4J		
Barium, Dissolved	ug/L	18.5J	17.0J		
Calcium, Dissolved	ug/L	11300	10500	7	
Chromium, Dissolved	ug/L	<10.0	<10.0		
Copper, Dissolved	ug/L	<25.0	<25.0		
Iron, Dissolved	ug/L	<20.0	<20.0		
Lead, Dissolved	ug/L	<5.0	<5.0		
Magnesium, Dissolved	ug/L	8240	7820	5	
Manganese, Dissolved	ug/L	1010	905	11	
Nickel, Dissolved	ug/L	<40.0	<40.0		
Potassium, Dissolved	ug/L	19100	19000	1	
Sodium, Dissolved	ug/L	47800	47600	0	
Zinc, Dissolved	ug/L	<20.0	<20.0		

Results presented on this page are in the units indicated by the "Units" column except where an alternate unit is presented to the right of the result.

**REPORT OF LABORATORY ANALYSIS**

This report shall not be reproduced, except in full,  
without the written consent of Pace Analytical Services, LLC.



### QUALITY CONTROL DATA

Project: OLD BETHPAGE LANDFILL 10/21

Pace Project No.: 70386899

SAMPLE DUPLICATE: 2275239

Parameter	Units	70386899005 Result	Dup Result	RPD	Qualifiers
Aluminum, Dissolved	ug/L	77.5J	68.7J		
Barium, Dissolved	ug/L	23.7J	22.8J		
Calcium, Dissolved	ug/L	6660	6460	3	
Chromium, Dissolved	ug/L	<10.0	<10.0		
Copper, Dissolved	ug/L	<25.0	<25.0		
Iron, Dissolved	ug/L	<20.0	<20.0		
Lead, Dissolved	ug/L	<5.0	<5.0		
Magnesium, Dissolved	ug/L	5410	5270	3	
Manganese, Dissolved	ug/L	119	111	7	
Nickel, Dissolved	ug/L	<40.0	<40.0		
Potassium, Dissolved	ug/L	12200	11900	2	
Sodium, Dissolved	ug/L	63300	61900	2	
Zinc, Dissolved	ug/L	<20.0	<20.0		

Results presented on this page are in the units indicated by the "Units" column except where an alternate unit is presented to the right of the result.

### REPORT OF LABORATORY ANALYSIS

This report shall not be reproduced, except in full,  
without the written consent of Pace Analytical Services, LLC.



**QUALITY CONTROL DATA**

Project: OLD BETHPAGE LANDFILL 10/21  
 Pace Project No.: 70386899

QC Batch: 426340 Analysis Method: EPA 245.1  
 QC Batch Method: EPA 245.1 Analysis Description: 245.1 Mercury  
 Laboratory: Pace Analytical Services - Melville  
 Associated Lab Samples: 70386899002, 70386899004, 70386899006, 70386899008

METHOD BLANK: 2275201 Matrix: Water  
 Associated Lab Samples: 70386899002, 70386899004, 70386899006, 70386899008

Parameter	Units	Blank Result	Reporting Limit	Analyzed	Qualifiers
Mercury	ug/L	0.030J	0.20	11/03/25 15:04	

LABORATORY CONTROL SAMPLE: 2275202

Parameter	Units	Spike Conc.	LCS Result	LCS % Rec	% Rec Limits	Qualifiers
Mercury	ug/L	1	1.1	109	85-115	

MATRIX SPIKE SAMPLE: 2275203

Parameter	Units	70387674005 Result	Spike Conc.	MS Result	MS % Rec	% Rec Limits	Qualifiers
Mercury	ug/L	0.090J	1	1.3	119	70-130	

MATRIX SPIKE SAMPLE: 2275623

Parameter	Units	70387674003 Result	Spike Conc.	MS Result	MS % Rec	% Rec Limits	Qualifiers
Mercury	ug/L	0.075J	1	1.3	122	70-130	

SAMPLE DUPLICATE: 2275204

Parameter	Units	70387674005 Result	Dup Result	RPD	Qualifiers
Mercury	ug/L	0.090J	0.084J		

SAMPLE DUPLICATE: 2275624

Parameter	Units	70387674003 Result	Dup Result	RPD	Qualifiers
Mercury	ug/L	0.075J	0.061J		

Results presented on this page are in the units indicated by the "Units" column except where an alternate unit is presented to the right of the result.

**REPORT OF LABORATORY ANALYSIS**

This report shall not be reproduced, except in full,  
 without the written consent of Pace Analytical Services, LLC.



**QUALITY CONTROL DATA**

Project: OLD BETHPAGE LANDFILL 10/21

Pace Project No.: 70386899

QC Batch:	426638	Analysis Method:	EPA 245.1
QC Batch Method:	EPA 245.1	Analysis Description:	245.1 Mercury - Dissolved
		Laboratory:	Pace Analytical Services - Melville

Associated Lab Samples: 70386899003, 70386899005, 70386899007, 70386899009

METHOD BLANK: 2277011 Matrix: Water  
 Associated Lab Samples: 70386899003, 70386899005, 70386899007, 70386899009

Parameter	Units	Blank Result	Reporting Limit	Analyzed	Qualifiers
Mercury, Dissolved	ug/L	<0.20	0.20	11/05/25 14:11	

LABORATORY CONTROL SAMPLE: 2277012

Parameter	Units	Spike Conc.	LCS Result	LCS % Rec	% Rec Limits	Qualifiers
Mercury, Dissolved	ug/L	1	1.0	102	85-115	

MATRIX SPIKE SAMPLE: 2277013

Parameter	Units	70387947018 Result	Spike Conc.	MS Result	MS % Rec	% Rec Limits	Qualifiers
Mercury, Dissolved	ug/L	0.031J	1	0.97	94	70-130	

MATRIX SPIKE SAMPLE: 2277015

Parameter	Units	70387674006 Result	Spike Conc.	MS Result	MS % Rec	% Rec Limits	Qualifiers
Mercury, Dissolved	ug/L	0.038J	1	1.0	96	70-130	

SAMPLE DUPLICATE: 2277014

Parameter	Units	70387947018 Result	Dup Result	RPD	Qualifiers
Mercury, Dissolved	ug/L	0.031J	0.031J		

SAMPLE DUPLICATE: 2277016

Parameter	Units	70387674006 Result	Dup Result	RPD	Qualifiers
Mercury, Dissolved	ug/L	0.038J	0.040J		

Results presented on this page are in the units indicated by the "Units" column except where an alternate unit is presented to the right of the result.

**REPORT OF LABORATORY ANALYSIS**

This report shall not be reproduced, except in full, without the written consent of Pace Analytical Services, LLC.



**QUALITY CONTROL DATA**

Project: OLD BETHPAGE LANDFILL 10/21

Pace Project No.: 70386899

QC Batch: 425737 Analysis Method: EPA 200.7  
 QC Batch Method: EPA 200.7 Analysis Description: 200.7 Metals, Total  
 Laboratory: Pace Analytical Services - Melville

Associated Lab Samples: 70386899002, 70386899004, 70386899006

METHOD BLANK: 2271846 Matrix: Water

Associated Lab Samples: 70386899002, 70386899004, 70386899006

Parameter	Units	Blank Result	Reporting Limit	Analyzed	Qualifiers
Aluminum	ug/L	43.4J	200	10/31/25 10:21	
Barium	ug/L	<200	200	10/31/25 10:21	
Calcium	ug/L	<200	200	10/31/25 10:21	
Chromium	ug/L	<10.0	10.0	10/31/25 10:21	
Copper	ug/L	<25.0	25.0	10/31/25 10:21	
Iron	ug/L	<20.0	20.0	10/31/25 10:21	
Lead	ug/L	<5.0	5.0	10/31/25 10:21	
Magnesium	ug/L	<200	200	10/31/25 10:21	
Manganese	ug/L	<10.0	10.0	10/31/25 10:21	
Nickel	ug/L	<40.0	40.0	10/31/25 10:21	
Potassium	ug/L	1190J	5000	10/31/25 10:21	
Sodium	ug/L	<5000	5000	10/31/25 10:21	
Zinc	ug/L	<20.0	20.0	10/31/25 10:21	

LABORATORY CONTROL SAMPLE: 2271847

Parameter	Units	Spike Conc.	LCS Result	LCS % Rec	% Rec Limits	Qualifiers
Aluminum	ug/L	25000	26300	105	85-115	
Barium	ug/L	500	528	106	85-115	
Calcium	ug/L	25000	26600	106	85-115	
Chromium	ug/L	500	520	104	85-115	
Copper	ug/L	500	526	105	85-115	
Iron	ug/L	12500	13400	107	85-115	
Lead	ug/L	500	532	106	85-115	
Magnesium	ug/L	25000	26600	106	85-115	
Manganese	ug/L	500	522	104	85-115	
Nickel	ug/L	500	525	105	85-115	
Potassium	ug/L	25000	25700	103	85-115	
Sodium	ug/L	25000	26100	104	85-115	
Zinc	ug/L	500	528	106	85-115	

MATRIX SPIKE SAMPLE: 2271849

Parameter	Units	70386932002 Result	Spike Conc.	MS Result	MS % Rec	% Rec Limits	Qualifiers
Aluminum	ug/L		12500	16600	125	70-130	
Barium	ug/L		500	663	119	70-130	
Calcium	ug/L		12500	95200	70	70-130	

Results presented on this page are in the units indicated by the "Units" column except where an alternate unit is presented to the right of the result.

**REPORT OF LABORATORY ANALYSIS**

This report shall not be reproduced, except in full, without the written consent of Pace Analytical Services, LLC.



**QUALITY CONTROL DATA**

Project: OLD BETHPAGE LANDFILL 10/21

Pace Project No.: 70386899

MATRIX SPIKE SAMPLE: 2271849		70386932002	Spike	MS	MS	% Rec	
Parameter	Units	Result	Conc.	Result	% Rec	Limits	Qualifiers
Chromium	ug/L	<10.0	500	555	111	70-130	
Copper	ug/L	<25.0	500	567	110	70-130	
Iron	ug/L		5000	5850	111	70-130	
Lead	ug/L	<5.0	500	553	110	70-130	
Magnesium	ug/L		12500	33900	100	70-130	
Manganese	ug/L		500	549	110	70-130	
Nickel	ug/L	<40.0	500	543	107	70-130	
Potassium	ug/L		12500	38600	190	70-130	M1
Zinc	ug/L	22.3	500	565	109	70-130	

MATRIX SPIKE SAMPLE: 2271851		70386932004	Spike	MS	MS	% Rec	
Parameter	Units	Result	Conc.	Result	% Rec	Limits	Qualifiers
Aluminum	ug/L		12500	17100	126	70-130	
Barium	ug/L		500	685	121	70-130	
Calcium	ug/L		12500	107000	80	70-130	
Chromium	ug/L	<10.0	500	559	112	70-130	
Copper	ug/L	<25.0	500	567	109	70-130	
Iron	ug/L		5000	6390	113	70-130	
Lead	ug/L	5.2	500	552	109	70-130	
Magnesium	ug/L		12500	36700	102	70-130	
Manganese	ug/L		500	555	111	70-130	
Nickel	ug/L	<40.0	500	551	108	70-130	
Potassium	ug/L		12500	45800	198	70-130	M1
Zinc	ug/L	23.6	500	584	112	70-130	

SAMPLE DUPLICATE: 2271848

Parameter	Units	70386932002	Dup	RPD	Qualifiers
		Result	Result		
Aluminum	ug/L		1010	1	
Barium	ug/L		70.5J		
Calcium	ug/L		86100	0	
Chromium	ug/L	<10.0	1.8J		
Copper	ug/L	<25.0	18.0J		
Iron	ug/L		308	1	
Lead	ug/L	<5.0	3.6J		
Magnesium	ug/L		21400	0	
Manganese	ug/L		<10.0		
Nickel	ug/L	<40.0	9.5J		
Potassium	ug/L		15000	1	
Zinc	ug/L	22.3	10.7J		

Results presented on this page are in the units indicated by the "Units" column except where an alternate unit is presented to the right of the result.

**REPORT OF LABORATORY ANALYSIS**

This report shall not be reproduced, except in full,  
without the written consent of Pace Analytical Services, LLC.



### QUALITY CONTROL DATA

Project: OLD BETHPAGE LANDFILL 10/21

Pace Project No.: 70386899

SAMPLE DUPLICATE: 2271850

Parameter	Units	70386932004 Result	Dup Result	RPD	Qualifiers
Aluminum	ug/L		1370		1
Barium	ug/L		79.0J		
Calcium	ug/L		99100		2
Chromium	ug/L	<10.0	1.3J		
Copper	ug/L	<25.0	21.7J		
Iron	ug/L		772		2
Lead	ug/L	5.2	5.9		13
Magnesium	ug/L		24500		2
Manganese	ug/L		<10.0		
Nickel	ug/L	<40.0	12.5J		
Potassium	ug/L		20800		1
Zinc	ug/L	23.6	23.7		0

Results presented on this page are in the units indicated by the "Units" column except where an alternate unit is presented to the right of the result.

### REPORT OF LABORATORY ANALYSIS

This report shall not be reproduced, except in full,  
without the written consent of Pace Analytical Services, LLC.



**QUALITY CONTROL DATA**

Project: OLD BETHPAGE LANDFILL 10/21

Pace Project No.: 70386899

QC Batch:	426093	Analysis Method:	EPA 200.7
QC Batch Method:	EPA 200.7	Analysis Description:	200.7 Metals, Total
		Laboratory:	Pace Analytical Services - Melville

Associated Lab Samples: 70386899008

METHOD BLANK: 2273914 Matrix: Water

Associated Lab Samples: 70386899008

Parameter	Units	Blank Result	Reporting Limit	Analyzed	Qualifiers
Aluminum	ug/L	<200	200	10/31/25 13:27	
Barium	ug/L	<200	200	10/31/25 13:27	
Calcium	ug/L	<200	200	10/31/25 13:27	
Chromium	ug/L	<10.0	10.0	10/31/25 13:27	
Copper	ug/L	<25.0	25.0	10/31/25 13:27	
Iron	ug/L	<20.0	20.0	10/31/25 13:27	
Lead	ug/L	<5.0	5.0	10/31/25 13:27	
Magnesium	ug/L	<200	200	10/31/25 13:27	
Manganese	ug/L	<10.0	10.0	10/31/25 13:27	
Nickel	ug/L	<40.0	40.0	10/31/25 13:27	
Potassium	ug/L	1190J	5000	10/31/25 13:27	
Sodium	ug/L	<5000	5000	10/31/25 13:27	
Zinc	ug/L	<20.0	20.0	10/31/25 13:27	

LABORATORY CONTROL SAMPLE: 2273915

Parameter	Units	Spike Conc.	LCS Result	LCS % Rec	% Rec Limits	Qualifiers
Aluminum	ug/L	25000	23600	94	85-115	
Barium	ug/L	500	488	98	85-115	
Calcium	ug/L	25000	24600	98	85-115	
Chromium	ug/L	500	485	97	85-115	
Copper	ug/L	500	473	95	85-115	
Iron	ug/L	12500	12400	99	85-115	
Lead	ug/L	500	490	98	85-115	
Magnesium	ug/L	25000	24300	97	85-115	
Manganese	ug/L	500	482	96	85-115	
Nickel	ug/L	500	488	98	85-115	
Potassium	ug/L	25000	23500	94	85-115	
Sodium	ug/L	25000	24100	96	85-115	
Zinc	ug/L	500	486	97	85-115	

MATRIX SPIKE SAMPLE: 2273917

Parameter	Units	70388355003 Result	Spike Conc.	MS Result	MS % Rec	% Rec Limits	Qualifiers
Aluminum	ug/L	<200	12500	13700	109	70-130	
Barium	ug/L	<200	500	560	110	70-130	
Calcium	ug/L	28000	12500	41200	106	70-130	

Results presented on this page are in the units indicated by the "Units" column except where an alternate unit is presented to the right of the result.

**REPORT OF LABORATORY ANALYSIS**

This report shall not be reproduced, except in full, without the written consent of Pace Analytical Services, LLC.



**QUALITY CONTROL DATA**

Project: OLD BETHPAGE LANDFILL 10/21

Pace Project No.: 70386899

MATRIX SPIKE SAMPLE: 2273917		70388355003	Spike	MS	MS	% Rec	
Parameter	Units	Result	Conc.	Result	% Rec	Limits	Qualifiers
Chromium	ug/L	<10.0	500	550	110	70-130	
Copper	ug/L	<25.0	500	537	107	70-130	
Iron	ug/L	61.4	5000	5600	111	70-130	
Lead	ug/L	<5.0	500	550	110	70-130	
Magnesium	ug/L	8910	12500	22100	106	70-130	
Manganese	ug/L	<10.0	500	546	108	70-130	
Nickel	ug/L	<40.0	500	544	106	70-130	
Potassium	ug/L	<5000	12500	16900	108	70-130	
Sodium	ug/L	62000	12500	73900	95	70-130	
Zinc	ug/L	<20.0	500	564	111	70-130	

MATRIX SPIKE SAMPLE: 2273919		70388355004	Spike	MS	MS	% Rec	
Parameter	Units	Result	Conc.	Result	% Rec	Limits	Qualifiers
Aluminum	ug/L	<200	12500	14000	111	70-130	
Barium	ug/L	<200	500	576	113	70-130	
Calcium	ug/L	28300	12500	42200	111	70-130	
Chromium	ug/L	<10.0	500	565	113	70-130	
Copper	ug/L	<25.0	500	554	110	70-130	
Iron	ug/L	61.2	5000	5750	114	70-130	
Lead	ug/L	<5.0	500	568	114	70-130	
Magnesium	ug/L	9010	12500	22600	109	70-130	
Manganese	ug/L	<10.0	500	561	111	70-130	
Nickel	ug/L	<40.0	500	557	109	70-130	
Potassium	ug/L	<5000	12500	17400	112	70-130	
Sodium	ug/L	62700	12500	75600	103	70-130	
Zinc	ug/L	<20.0	500	578	113	70-130	

SAMPLE DUPLICATE: 2273916

Parameter	Units	70388355003 Result	Dup Result	RPD	Qualifiers
Aluminum	ug/L	<200	82.5J		
Barium	ug/L	<200	10.6J		
Calcium	ug/L	28000	28400	1	
Chromium	ug/L	<10.0	<10.0		
Copper	ug/L	<25.0	<25.0		
Iron	ug/L	61.4	60.3	2	
Lead	ug/L	<5.0	<5.0		
Magnesium	ug/L	8910	9040	1	
Manganese	ug/L	<10.0	4.7J		
Nickel	ug/L	<40.0	15.4J		
Potassium	ug/L	<5000	3410J		
Sodium	ug/L	62000	62700	1	
Zinc	ug/L	<20.0	10.1J		

Results presented on this page are in the units indicated by the "Units" column except where an alternate unit is presented to the right of the result.

**REPORT OF LABORATORY ANALYSIS**

This report shall not be reproduced, except in full,  
without the written consent of Pace Analytical Services, LLC.



### QUALITY CONTROL DATA

Project: OLD BETHPAGE LANDFILL 10/21

Pace Project No.: 70386899

SAMPLE DUPLICATE: 2273918

Parameter	Units	70388355004 Result	Dup Result	RPD	Qualifiers
Aluminum	ug/L	<200	81.7J		
Barium	ug/L	<200	10.6J		
Calcium	ug/L	28300	28200	0	
Chromium	ug/L	<10.0	<10.0		
Copper	ug/L	<25.0	<25.0		
Iron	ug/L	61.2	60.3	1	
Lead	ug/L	<5.0	<5.0		
Magnesium	ug/L	9010	8950	1	
Manganese	ug/L	<10.0	5.8J		
Nickel	ug/L	<40.0	14.7J		
Potassium	ug/L	<5000	3370J		
Sodium	ug/L	62700	62400	0	
Zinc	ug/L	<20.0	10.4J		

Results presented on this page are in the units indicated by the "Units" column except where an alternate unit is presented to the right of the result.

### REPORT OF LABORATORY ANALYSIS

This report shall not be reproduced, except in full,  
without the written consent of Pace Analytical Services, LLC.



**QUALITY CONTROL DATA**

Project: OLD BETHPAGE LANDFILL 10/21

Pace Project No.: 70386899

QC Batch: 425232 Analysis Method: EPA 8260D/5030C  
 QC Batch Method: EPA 8260D/5030C Analysis Description: 8260D MSV  
 Laboratory: Pace Analytical Services - Melville  
 Associated Lab Samples: 70386899001, 70386899002, 70386899004, 70386899006, 70386899008

METHOD BLANK: 2268362 Matrix: Water  
 Associated Lab Samples: 70386899001, 70386899002, 70386899004, 70386899006, 70386899008

Parameter	Units	Blank Result	Reporting Limit	Analyzed	Qualifiers
1,1,1-Trichloroethane	ug/L	<1.0	1.0	10/26/25 18:11	
1,1-Dichloroethane	ug/L	<1.0	1.0	10/26/25 18:11	
1,1-Dichloroethene	ug/L	<1.0	1.0	10/26/25 18:11	
1,2-Dichlorobenzene	ug/L	<1.0	1.0	10/26/25 18:11	
1,2-Dichloroethane	ug/L	<1.0	1.0	10/26/25 18:11	
1,2-Dichloropropane	ug/L	<1.0	1.0	10/26/25 18:11	
1,3-Dichlorobenzene	ug/L	<1.0	1.0	10/26/25 18:11	
1,4-Dichlorobenzene	ug/L	<1.0	1.0	10/26/25 18:11	
Benzene	ug/L	<1.0	1.0	10/26/25 18:11	
Bromodichloromethane	ug/L	<1.0	1.0	10/26/25 18:11	
Bromoform	ug/L	<1.0	1.0	10/26/25 18:11	
Carbon tetrachloride	ug/L	<1.0	1.0	10/26/25 18:11	
Chlorobenzene	ug/L	<1.0	1.0	10/26/25 18:11	
Chloroethane	ug/L	<1.0	1.0	10/26/25 18:11	
Chloroform	ug/L	<1.0	1.0	10/26/25 18:11	
cis-1,2-Dichloroethene	ug/L	<1.0	1.0	10/26/25 18:11	
Dibromochloromethane	ug/L	<1.0	1.0	10/26/25 18:11	
Dichlorodifluoromethane	ug/L	<1.0	1.0	10/26/25 18:11	
Ethylbenzene	ug/L	<1.0	1.0	10/26/25 18:11	
Isopropylbenzene (Cumene)	ug/L	<1.0	1.0	10/26/25 18:11	
m&p-Xylene	ug/L	<2.0	2.0	10/26/25 18:11	
Methylene Chloride	ug/L	<1.0	1.0	10/26/25 18:11	
n-Butylbenzene	ug/L	<1.0	1.0	10/26/25 18:11	
o-Xylene	ug/L	<1.0	1.0	10/26/25 18:11	
tert-Butylbenzene	ug/L	<1.0	1.0	10/26/25 18:11	
Tetrachloroethene	ug/L	<1.0	1.0	10/26/25 18:11	v3
Toluene	ug/L	<1.0	1.0	10/26/25 18:11	
trans-1,2-Dichloroethene	ug/L	<1.0	1.0	10/26/25 18:11	
Trichloroethene	ug/L	<1.0	1.0	10/26/25 18:11	
Vinyl chloride	ug/L	<1.0	1.0	10/26/25 18:11	
Xylene (Total)	ug/L	<3.0	3.0	10/26/25 18:11	
1,2-Dichloroethane-d4 (S)	%	114	80-120	10/26/25 18:11	
4-Bromofluorobenzene (S)	%	105	80-120	10/26/25 18:11	
Toluene-d8 (S)	%	98	80-120	10/26/25 18:11	

LABORATORY CONTROL SAMPLE: 2268363

Parameter	Units	Spike Conc.	LCS Result	LCS % Rec	% Rec Limits	Qualifiers
1,1,1-Trichloroethane	ug/L	50	53.8	108	72-122	

Results presented on this page are in the units indicated by the "Units" column except where an alternate unit is presented to the right of the result.

**REPORT OF LABORATORY ANALYSIS**

This report shall not be reproduced, except in full,  
 without the written consent of Pace Analytical Services, LLC.



**QUALITY CONTROL DATA**

Project: OLD BETHPAGE LANDFILL 10/21

Pace Project No.: 70386899

LABORATORY CONTROL SAMPLE: 2268363

Parameter	Units	Spike Conc.	LCS Result	LCS % Rec	% Rec Limits	Qualifiers
1,1-Dichloroethane	ug/L	50	49.0	98	72-131	
1,1-Dichloroethene	ug/L	50	49.7	99	71-128	
1,2-Dichlorobenzene	ug/L	50	47.2	94	75-112	
1,2-Dichloroethane	ug/L	50	49.8	100	74-118	
1,2-Dichloropropane	ug/L	50	49.1	98	75-121	
1,3-Dichlorobenzene	ug/L	50	48.1	96	72-119	
1,4-Dichlorobenzene	ug/L	50	47.8	96	74-114	
Benzene	ug/L	50	49.3	99	74-121	
Bromodichloromethane	ug/L	50	53.3	107	76-121	
Bromoform	ug/L	50	55.1	110	60-135	
Carbon tetrachloride	ug/L	50	51.8	104	69-129	
Chlorobenzene	ug/L	50	49.4	99	82-113	
Chloroethane	ug/L	50	47.6	95	59-140	
Chloroform	ug/L	50	49.8	100	78-126	
cis-1,2-Dichloroethene	ug/L	50	48.4	97	78-128	
Dibromochloromethane	ug/L	50	51.5	103	70-125	
Dichlorodifluoromethane	ug/L	50	54.7	109	22-145	
Ethylbenzene	ug/L	50	50.4	101	79-113	
Isopropylbenzene (Cumene)	ug/L	50	46.7	93	73-117	
m&p-Xylene	ug/L	100	99.4	99	81-113	
Methylene Chloride	ug/L	50	48.0	96	70-127	
n-Butylbenzene	ug/L	50	50.6	101	71-124	
o-Xylene	ug/L	50	49.5	99	79-112	
tert-Butylbenzene	ug/L	50	47.2	94	69-120	
Tetrachloroethene	ug/L	50	45.7	91	76-123 v3	
Toluene	ug/L	50	50.3	101	82-118	
trans-1,2-Dichloroethene	ug/L	50	48.9	98	73-130	
Trichloroethene	ug/L	50	49.1	98	82-123	
Vinyl chloride	ug/L	50	48.4	97	51-144	
Xylene (Total)	ug/L	150	149	99	81-112	
1,2-Dichloroethane-d4 (S)	%			106	80-120	
4-Bromofluorobenzene (S)	%			105	80-120	
Toluene-d8 (S)	%			97	80-120	

MATRIX SPIKE & MATRIX SPIKE DUPLICATE: 2268368 2268369

Parameter	Units	70387273007		MS		MSD		% Rec		Limits	RPD	Qual
		Result	Conc.	Spike Conc.	Spike Conc.	Result	Result	% Rec	% Rec			
1,1,1-Trichloroethane	ug/L	<1.0	50	50	53.2	51.1	106	102	69-137	4		
1,1-Dichloroethane	ug/L	<1.0	50	50	48.1	46.2	96	92	74-136	4		
1,1-Dichloroethene	ug/L	<1.0	50	50	50.2	48.0	100	96	74-138	4		
1,2-Dichlorobenzene	ug/L	<1.0	50	50	44.5	43.5	89	87	75-119	2		
1,2-Dichloroethane	ug/L	<1.0	50	50	48.6	47.5	97	95	74-121	2		
1,2-Dichloropropane	ug/L	<1.0	50	50	47.0	45.1	94	90	75-127	4		
1,3-Dichlorobenzene	ug/L	<1.0	50	50	45.3	44.4	91	89	70-123	2		

Results presented on this page are in the units indicated by the "Units" column except where an alternate unit is presented to the right of the result.

**REPORT OF LABORATORY ANALYSIS**

This report shall not be reproduced, except in full, without the written consent of Pace Analytical Services, LLC.



**QUALITY CONTROL DATA**

Project: OLD BETHPAGE LANDFILL 10/21

Pace Project No.: 70386899

Parameter	70387273007		MS		MSD		MS		MSD		% Rec	Limits	RPD	Qual
	Units	Result	Spike Conc.	Spike Conc.	Result	Result	% Rec	% Rec						
1,4-Dichlorobenzene	ug/L	<1.0	50	50	45.0	43.8	90	88	74-120	3				
Benzene	ug/L	<1.0	50	50	48.5	46.3	97	93	70-133	5				
Bromodichloromethane	ug/L	<1.0	50	50	50.9	48.7	102	97	76-129	4				
Bromoform	ug/L	<1.0	50	50	50.3	49.5	101	99	51-140	2				
Carbon tetrachloride	ug/L	<1.0	50	50	50.9	49.1	102	98	59-146	4				
Chlorobenzene	ug/L	<1.0	50	50	47.4	45.8	95	92	77-124	3				
Chloroethane	ug/L	<1.0	50	50	48.1	45.4	96	91	56-158	6				
Chloroform	ug/L	<1.0	50	50	48.9	47.0	98	94	80-133	4				
cis-1,2-Dichloroethene	ug/L	<1.0	50	50	47.8	46.0	96	92	78-135	4				
Dibromochloromethane	ug/L	<1.0	50	50	47.6	45.9	95	92	65-132	4				
Dichlorodifluoromethane	ug/L	<1.0	50	50	52.8	51.1	106	102	13-157	3				
Ethylbenzene	ug/L	<1.0	50	50	48.8	46.8	98	94	71-126	4				
Isopropylbenzene (Cumene)	ug/L	<1.0	50	50	44.7	43.6	89	87	76-126	3				
m&p-Xylene	ug/L	<2.0	100	100	96.3	92.4	96	92	78-120	4				
Methylene Chloride	ug/L	<1.0	50	50	46.3	44.5	93	89	73-132	4				
n-Butylbenzene	ug/L	<1.0	50	50	47.1	45.6	94	91	70-137	3				
o-Xylene	ug/L	<1.0	50	50	47.7	46.1	95	92	74-121	3				
tert-Butylbenzene	ug/L	<1.0	50	50	45.1	44.1	90	88	72-128	2				
Tetrachloroethene	ug/L	<1.0	50	50	43.1	41.2	86	82	72-131	4 v3				
Toluene	ug/L	<1.0	50	50	49.2	47.3	98	95	72-135	4				
trans-1,2-Dichloroethene	ug/L	<1.0	50	50	48.9	47.3	98	95	77-138	3				
Trichloroethene	ug/L	<1.0	50	50	48.8	46.4	98	93	79-137	5				
Vinyl chloride	ug/L	<1.0	50	50	48.4	46.9	97	94	48-158	3				
Xylene (Total)	ug/L	<3.0	150	150	144	138	96	92	77-120	4				
1,2-Dichloroethane-d4 (S)	%						109	109	80-120					
4-Bromofluorobenzene (S)	%						104	104	80-120					
Toluene-d8 (S)	%						97	97	80-120					

Results presented on this page are in the units indicated by the "Units" column except where an alternate unit is presented to the right of the result.

**REPORT OF LABORATORY ANALYSIS**

This report shall not be reproduced, except in full, without the written consent of Pace Analytical Services, LLC.



**QUALITY CONTROL DATA**

Project: OLD BETHPAGE LANDFILL 10/21

Pace Project No.: 70386899

QC Batch:	426593	Analysis Method:	EPA 420.4, Rev 1.0
QC Batch Method:	EPA 420.4, Rev 1.0	Analysis Description:	NB 420.4 Phenolics
		Laboratory:	Pace Analytical Services - Newburgh

Associated Lab Samples: 70386899002, 70386899004, 70386899006, 70386899008

METHOD BLANK: 2276732 Matrix: Water  
 Associated Lab Samples: 70386899002, 70386899004, 70386899006, 70386899008

Parameter	Units	Blank Result	Reporting Limit	Analyzed	Qualifiers
Phenolics, Total Recoverable	mg/L	<0.010	0.010	11/05/25 15:42	

LABORATORY CONTROL SAMPLE: 2276733

Parameter	Units	Spike Conc.	LCS Result	LCS % Rec	% Rec Limits	Qualifiers
Phenolics, Total Recoverable	mg/L	0.042	0.042	99	50.5-150	

MATRIX SPIKE SAMPLE: 2276734

Parameter	Units	70386968003 Result	Spike Conc.	MS Result	MS % Rec	% Rec Limits	Qualifiers
Phenolics, Total Recoverable	mg/L	<0.010	0.03	0.031	102	56-125	

MATRIX SPIKE SAMPLE: 2276736

Parameter	Units	70388525004 Result	Spike Conc.	MS Result	MS % Rec	% Rec Limits	Qualifiers
Phenolics, Total Recoverable	mg/L	<0.010	0.03	0.039	104	56-125	

SAMPLE DUPLICATE: 2276735

Parameter	Units	70386968003 Result	Dup Result	RPD	Qualifiers
Phenolics, Total Recoverable	mg/L	<0.010	<0.010		

SAMPLE DUPLICATE: 2276737

Parameter	Units	70388525004 Result	Dup Result	RPD	Qualifiers
Phenolics, Total Recoverable	mg/L	<0.010	0.0085J		

Results presented on this page are in the units indicated by the "Units" column except where an alternate unit is presented to the right of the result.

**REPORT OF LABORATORY ANALYSIS**

This report shall not be reproduced, except in full, without the written consent of Pace Analytical Services, LLC.



QUALITY CONTROL DATA

Project: OLD BETHPAGE LANDFILL 10/21

Pace Project No.: 70386899

QC Batch: 424745

Analysis Method: SM 2320B-2011

QC Batch Method: SM 2320B-2011

Analysis Description: 2320B Alkalinity

Laboratory: Pace Analytical Services - Melville

Associated Lab Samples: 70386899004, 70386899006, 70386899008

METHOD BLANK: 2265205

Matrix: Water

Associated Lab Samples: 70386899004, 70386899006, 70386899008

Parameter	Units	Blank Result	Reporting Limit	Analyzed	Qualifiers
Alkalinity, Total as CaCO3	mg/L	<1.0	1.0	10/23/25 10:02	
Alkalinity,Bicarbonate (CaCO3)	mg/L	<1.0	1.0	10/23/25 10:02	
Alkalinity,Carbonate (CaCO3)	mg/L	<1.0	1.0	10/23/25 10:02	

LABORATORY CONTROL SAMPLE: 2265206

Parameter	Units	Spike Conc.	LCS Result	LCS % Rec	% Rec Limits	Qualifiers
Alkalinity, Total as CaCO3	mg/L	25	27.0	108	85-115	
Alkalinity,Bicarbonate (CaCO3)	mg/L		2.1			
Alkalinity,Carbonate (CaCO3)	mg/L	25	24.9	100	85-115	

MATRIX SPIKE SAMPLE: 2265208

Parameter	Units	70386827005 Result	Spike Conc.	MS Result	MS % Rec	% Rec Limits	Qualifiers
Alkalinity, Total as CaCO3	mg/L	234	50	283	99	75-125	
Alkalinity,Bicarbonate (CaCO3)	mg/L	234		259			
Alkalinity,Carbonate (CaCO3)	mg/L	<1.0	50	24.0	48	75-125 M1	

SAMPLE DUPLICATE: 2265207

Parameter	Units	70386827005 Result	Dup Result	RPD	Qualifiers
Alkalinity, Total as CaCO3	mg/L	234	235	1	
Alkalinity,Bicarbonate (CaCO3)	mg/L	234	235	1	
Alkalinity,Carbonate (CaCO3)	mg/L	<1.0	<1.0		

Results presented on this page are in the units indicated by the "Units" column except where an alternate unit is presented to the right of the result.

REPORT OF LABORATORY ANALYSIS

This report shall not be reproduced, except in full, without the written consent of Pace Analytical Services, LLC.



**QUALITY CONTROL DATA**

Project: OLD BETHPAGE LANDFILL 10/21

Pace Project No.: 70386899

QC Batch: 425678

Analysis Method: SM 2320B-2011

QC Batch Method: SM 2320B-2011

Analysis Description: 2320B Alkalinity, High Level

Laboratory: Pace Analytical Services - Melville

Associated Lab Samples: 70386899002

METHOD BLANK: 2271239

Matrix: Water

Associated Lab Samples: 70386899002

Parameter	Units	Blank Result	Reporting Limit	Analyzed	Qualifiers
Alkalinity, Total as CaCO3	mg/L	ND	2.5	10/29/25 09:12	
Alkalinity,Bicarbonate (CaCO3)	mg/L	ND	2.5	10/29/25 09:12	
Alkalinity,Carbonate (CaCO3)	mg/L	ND	2.5	10/29/25 09:12	

LABORATORY CONTROL SAMPLE: 2271240

Parameter	Units	Spike Conc.	LCS Result	LCS % Rec	% Rec Limits	Qualifiers
Alkalinity, Total as CaCO3	mg/L	125	128	102	80-120	
Alkalinity,Bicarbonate (CaCO3)	mg/L		<5.0			
Alkalinity,Carbonate (CaCO3)	mg/L	125	125	100	80-120	

MATRIX SPIKE SAMPLE: 2271242

Parameter	Units	70387633001 Result	Spike Conc.	MS Result	MS % Rec	% Rec Limits	Qualifiers
Alkalinity, Total as CaCO3	mg/L	6960	625	7010	8	75-125	M1
Alkalinity,Bicarbonate (CaCO3)	mg/L	6960		7010			
Alkalinity,Carbonate (CaCO3)	mg/L	<5.0	625	<5.0	0	75-125	M1

SAMPLE DUPLICATE: 2271241

Parameter	Units	70387633001 Result	Dup Result	RPD	Qualifiers
Alkalinity, Total as CaCO3	mg/L	6960	6530	6	
Alkalinity,Bicarbonate (CaCO3)	mg/L	6960	6530	6	
Alkalinity,Carbonate (CaCO3)	mg/L	<5.0	<5.0		

Results presented on this page are in the units indicated by the "Units" column except where an alternate unit is presented to the right of the result.

**REPORT OF LABORATORY ANALYSIS**

This report shall not be reproduced, except in full, without the written consent of Pace Analytical Services, LLC.



**QUALITY CONTROL DATA**

Project: OLD BETHPAGE LANDFILL 10/21

Pace Project No.: 70386899

QC Batch:	425427	Analysis Method:	SM 2540C-2015
QC Batch Method:	SM 2540C-2015	Analysis Description:	2540C Total Dissolved Solids
		Laboratory:	Pace Analytical Services - Melville

Associated Lab Samples: 70386899002, 70386899004, 70386899006, 70386899008

METHOD BLANK: 2269635 Matrix: Water  
 Associated Lab Samples: 70386899002, 70386899004, 70386899006, 70386899008

Parameter	Units	Blank Result	Reporting Limit	Analyzed	Qualifiers
Total Dissolved Solids	mg/L	ND	5.0	10/28/25 07:12	

LABORATORY CONTROL SAMPLE: 2269636

Parameter	Units	Spike Conc.	LCS Result	LCS % Rec	% Rec Limits	Qualifiers
Total Dissolved Solids	mg/L	500	494	99	85-115	

MATRIX SPIKE SAMPLE: 2269638

Parameter	Units	70386899002 Result	Spike Conc.	MS Result	MS % Rec	% Rec Limits	Qualifiers
Total Dissolved Solids	mg/L	233	300	533	100	75-125	

MATRIX SPIKE SAMPLE: 2269640

Parameter	Units	70386899004 Result	Spike Conc.	MS Result	MS % Rec	% Rec Limits	Qualifiers
Total Dissolved Solids	mg/L	239	300	549	103	75-125	

SAMPLE DUPLICATE: 2269637

Parameter	Units	70386899002 Result	Dup Result	RPD	Qualifiers
Total Dissolved Solids	mg/L	233	230	1	

SAMPLE DUPLICATE: 2269639

Parameter	Units	70386899004 Result	Dup Result	RPD	Qualifiers
Total Dissolved Solids	mg/L	239	232	3	

Results presented on this page are in the units indicated by the "Units" column except where an alternate unit is presented to the right of the result.

**REPORT OF LABORATORY ANALYSIS**

This report shall not be reproduced, except in full, without the written consent of Pace Analytical Services, LLC.



**QUALITY CONTROL DATA**

Project: OLD BETHPAGE LANDFILL 10/21  
 Pace Project No.: 70386899

QC Batch: 424537 Analysis Method: SM 3500-Cr B-2011  
 QC Batch Method: SM 3500-Cr B-2011 Analysis Description: Chromium, Hexavalent by 3500  
 Laboratory: Pace Analytical Services - Melville  
 Associated Lab Samples: 70386899002, 70386899004, 70386899006, 70386899008

METHOD BLANK: 2263838 Matrix: Water  
 Associated Lab Samples: 70386899002, 70386899004, 70386899006, 70386899008

Parameter	Units	Blank Result	Reporting Limit	Analyzed	Qualifiers
Chromium, Hexavalent	mg/L	<0.020	0.020	10/22/25 10:25	

LABORATORY CONTROL SAMPLE: 2263839

Parameter	Units	Spike Conc.	LCS Result	LCS % Rec	% Rec Limits	Qualifiers
Chromium, Hexavalent	mg/L	0.2	0.20	100	85-115	

MATRIX SPIKE SAMPLE: 2263840

Parameter	Units	70386814005 Result	Spike Conc.	MS Result	MS % Rec	% Rec Limits	Qualifiers
Chromium, Hexavalent	mg/L	<0.020	0.2	0.22	108	75-125	

SAMPLE DUPLICATE: 2263841

Parameter	Units	70386814005 Result	Dup Result	RPD	Qualifiers
Chromium, Hexavalent	mg/L	<0.020	<0.020		

Results presented on this page are in the units indicated by the "Units" column except where an alternate unit is presented to the right of the result.

**REPORT OF LABORATORY ANALYSIS**

This report shall not be reproduced, except in full,  
 without the written consent of Pace Analytical Services, LLC.



**QUALITY CONTROL DATA**

Project: OLD BETHPAGE LANDFILL 10/21  
 Pace Project No.: 70386899

QC Batch: 426417 Analysis Method: EPA 300.0  
 QC Batch Method: EPA 300.0 Analysis Description: 300.0 IC Anions  
 Laboratory: Pace Analytical Services - Melville  
 Associated Lab Samples: 70386899002, 70386899004, 70386899006, 70386899008

METHOD BLANK: 2275664 Matrix: Water  
 Associated Lab Samples: 70386899002, 70386899004, 70386899006, 70386899008

Parameter	Units	Blank Result	Reporting Limit	Analyzed	Qualifiers
Chloride	mg/L	<2.0	2.0	11/03/25 18:54	
Sulfate	mg/L	<5.0	5.0	11/03/25 18:54	

LABORATORY CONTROL SAMPLE: 2275665

Parameter	Units	Spike Conc.	LCS Result	LCS % Rec	% Rec Limits	Qualifiers
Chloride	mg/L	10	10.8	108	90-110	
Sulfate	mg/L	10	10.9	109	90-110	

MATRIX SPIKE SAMPLE: 2275666

Parameter	Units	70385489001 Result	Spike Conc.	MS Result	MS % Rec	% Rec Limits	Qualifiers
Chloride	mg/L	15200	10	16200	10100	90-110	M1
Sulfate	mg/L	17.6	10	22.6	51	90-110	M1

SAMPLE DUPLICATE: 2275667

Parameter	Units	70385489001 Result	Dup Result	RPD	Qualifiers
Chloride	mg/L	15200	15800	4	
Sulfate	mg/L	17.6	17.0	3	

Results presented on this page are in the units indicated by the "Units" column except where an alternate unit is presented to the right of the result.

**REPORT OF LABORATORY ANALYSIS**

This report shall not be reproduced, except in full,  
 without the written consent of Pace Analytical Services, LLC.



**QUALITY CONTROL DATA**

Project: OLD BETHPAGE LANDFILL 10/21

Pace Project No.: 70386899

QC Batch:	426077	Analysis Method:	EPA 351.2
QC Batch Method:	EPA 351.2	Analysis Description:	351.2 TKN
		Laboratory:	Pace Analytical Services - Melville

Associated Lab Samples: 70386899002, 70386899004, 70386899006, 70386899008

METHOD BLANK: 2273885 Matrix: Water  
 Associated Lab Samples: 70386899002, 70386899004, 70386899006, 70386899008

Parameter	Units	Blank Result	Reporting Limit	Analyzed	Qualifiers
Nitrogen, Kjeldahl, Total	mg/L	ND	0.094	10/31/25 16:45	

LABORATORY CONTROL SAMPLE: 2273886

Parameter	Units	Spike Conc.	LCS Result	LCS % Rec	% Rec Limits	Qualifiers
Nitrogen, Kjeldahl, Total	mg/L	4	4.4	110	90-110	

MATRIX SPIKE SAMPLE: 2273887

Parameter	Units	70387397002 Result	Spike Conc.	MS Result	MS % Rec	% Rec Limits	Qualifiers
Nitrogen, Kjeldahl, Total	mg/L	1.5	4	5.7	104	90-110	

MATRIX SPIKE SAMPLE: 2273889

Parameter	Units	70386954002 Result	Spike Conc.	MS Result	MS % Rec	% Rec Limits	Qualifiers
Nitrogen, Kjeldahl, Total	mg/L	5.6	4	9.6	102	90-110	

SAMPLE DUPLICATE: 2273888

Parameter	Units	70387397002 Result	Dup Result	RPD	Qualifiers
Nitrogen, Kjeldahl, Total	mg/L	1.5	1.7	7	

SAMPLE DUPLICATE: 2273890

Parameter	Units	70386954002 Result	Dup Result	RPD	Qualifiers
Nitrogen, Kjeldahl, Total	mg/L	5.6	6.6	17	

Results presented on this page are in the units indicated by the "Units" column except where an alternate unit is presented to the right of the result.

**REPORT OF LABORATORY ANALYSIS**

This report shall not be reproduced, except in full, without the written consent of Pace Analytical Services, LLC.



**QUALITY CONTROL DATA**

Project: OLD BETHPAGE LANDFILL 10/21  
 Pace Project No.: 70386899

QC Batch: 424479 Analysis Method: EPA 353.2  
 QC Batch Method: EPA 353.2 Analysis Description: 353.2 Nitrite, Unpres.  
 Laboratory: Pace Analytical Services - Melville  
 Associated Lab Samples: 70386899002

METHOD BLANK: 2263658 Matrix: Water  
 Associated Lab Samples: 70386899002

Parameter	Units	Blank Result	Reporting Limit	Analyzed	Qualifiers
Nitrite as N	mg/L	ND	0.027	10/22/25 01:09	

LABORATORY CONTROL SAMPLE: 2263659

Parameter	Units	Spike Conc.	LCS Result	LCS % Rec	% Rec Limits	Qualifiers
Nitrite as N	mg/L	1	0.98	98	90-110	

MATRIX SPIKE SAMPLE: 2263660

Parameter	Units	70386821001 Result	Spike Conc.	MS Result	MS % Rec	% Rec Limits	Qualifiers
Nitrite as N	mg/L	<0.050	0.5	0.48	96	90-110	

MATRIX SPIKE SAMPLE: 2263662

Parameter	Units	70386805001 Result	Spike Conc.	MS Result	MS % Rec	% Rec Limits	Qualifiers
Nitrite as N	mg/L	<0.050	0.5	0.47	93	90-110	

SAMPLE DUPLICATE: 2263661

Parameter	Units	70386821001 Result	Dup Result	RPD	Qualifiers
Nitrite as N	mg/L	<0.050	<0.050		

SAMPLE DUPLICATE: 2263663

Parameter	Units	70386805001 Result	Dup Result	RPD	Qualifiers
Nitrite as N	mg/L	<0.050	<0.050		

Results presented on this page are in the units indicated by the "Units" column except where an alternate unit is presented to the right of the result.

**REPORT OF LABORATORY ANALYSIS**

This report shall not be reproduced, except in full,  
 without the written consent of Pace Analytical Services, LLC.



**QUALITY CONTROL DATA**

Project: OLD BETHPAGE LANDFILL 10/21  
 Pace Project No.: 70386899

QC Batch: 424480 Analysis Method: EPA 353.2  
 QC Batch Method: EPA 353.2 Analysis Description: 353.2 Nitrite, Unpres.  
 Laboratory: Pace Analytical Services - Melville  
 Associated Lab Samples: 70386899004, 70386899006, 70386899008

METHOD BLANK: 2263664 Matrix: Water  
 Associated Lab Samples: 70386899004, 70386899006, 70386899008

Parameter	Units	Blank Result	Reporting Limit	Analyzed	Qualifiers
Nitrite as N	mg/L	ND	0.027	10/22/25 01:44	

LABORATORY CONTROL SAMPLE: 2263665

Parameter	Units	Spike Conc.	LCS Result	LCS % Rec	% Rec Limits	Qualifiers
Nitrite as N	mg/L	1	0.98	98	90-110	

MATRIX SPIKE SAMPLE: 2263666

Parameter	Units	70386827003 Result	Spike Conc.	MS Result	MS % Rec	% Rec Limits	Qualifiers
Nitrite as N	mg/L	0.077	0.5	0.55	94	90-110	

MATRIX SPIKE SAMPLE: 2263668

Parameter	Units	70386899008 Result	Spike Conc.	MS Result	MS % Rec	% Rec Limits	Qualifiers
Nitrite as N	mg/L	<0.050	0.5	0.48	93	90-110	

SAMPLE DUPLICATE: 2263667

Parameter	Units	70386827003 Result	Dup Result	RPD	Qualifiers
Nitrite as N	mg/L	0.077	0.076	1	

SAMPLE DUPLICATE: 2263669

Parameter	Units	70386899008 Result	Dup Result	RPD	Qualifiers
Nitrite as N	mg/L	<0.050	<0.050		

Results presented on this page are in the units indicated by the "Units" column except where an alternate unit is presented to the right of the result.

**REPORT OF LABORATORY ANALYSIS**

This report shall not be reproduced, except in full,  
 without the written consent of Pace Analytical Services, LLC.



**QUALITY CONTROL DATA**

Project: OLD BETHPAGE LANDFILL 10/21

Pace Project No.: 70386899

QC Batch: 426620 Analysis Method: EPA 353.2  
 QC Batch Method: EPA 353.2 Analysis Description: 353.2 Nitrate + Nitrite, preserved  
 Laboratory: Pace Analytical Services - Melville  
 Associated Lab Samples: 70386899002, 70386899004, 70386899006, 70386899008

METHOD BLANK: 2276828 Matrix: Water  
 Associated Lab Samples: 70386899002, 70386899004, 70386899006, 70386899008

Parameter	Units	Blank Result	Reporting Limit	Analyzed	Qualifiers
Nitrate-Nitrite (as N)	mg/L	ND	0.037	11/04/25 14:45	

LABORATORY CONTROL SAMPLE: 2276829

Parameter	Units	Spike Conc.	LCS Result	LCS % Rec	% Rec Limits	Qualifiers
Nitrate-Nitrite (as N)	mg/L	1	1.0	105	90-110	

MATRIX SPIKE SAMPLE: 2276830

Parameter	Units	70386899002 Result	Spike Conc.	MS Result	MS % Rec	% Rec Limits	Qualifiers
Nitrate-Nitrite (as N)	mg/L	0.47	0.5	0.96	96	90-110	

MATRIX SPIKE SAMPLE: 2276832

Parameter	Units	70387638005 Result	Spike Conc.	MS Result	MS % Rec	% Rec Limits	Qualifiers
Nitrate-Nitrite (as N)	mg/L	9.1	2.5	12.4	131	90-110	M1

SAMPLE DUPLICATE: 2276831

Parameter	Units	70386899002 Result	Dup Result	RPD	Qualifiers
Nitrate-Nitrite (as N)	mg/L	0.47	0.47	0	

SAMPLE DUPLICATE: 2276833

Parameter	Units	70387638005 Result	Dup Result	RPD	Qualifiers
Nitrate-Nitrite (as N)	mg/L	9.1	9.1	1	

Results presented on this page are in the units indicated by the "Units" column except where an alternate unit is presented to the right of the result.

**REPORT OF LABORATORY ANALYSIS**

This report shall not be reproduced, except in full, without the written consent of Pace Analytical Services, LLC.



**QUALITY CONTROL DATA**

Project: OLD BETHPAGE LANDFILL 10/21  
 Pace Project No.: 70386899

QC Batch: 425280 Analysis Method: SM 4500-CN-E-2016  
 QC Batch Method: SM 4500-CN-C-2016 Analysis Description: 4500 CNE Cyanide, Total  
 Laboratory: Pace Analytical Services - Melville  
 Associated Lab Samples: 70386899002, 70386899004, 70386899006, 70386899008

METHOD BLANK: 2268584 Matrix: Water  
 Associated Lab Samples: 70386899002, 70386899004, 70386899006, 70386899008

Parameter	Units	Blank Result	Reporting Limit	Analyzed	Qualifiers
Cyanide	ug/L	ND	5.0	10/27/25 16:53	

LABORATORY CONTROL SAMPLE: 2268585

Parameter	Units	Spike Conc.	LCS Result	LCS % Rec	% Rec Limits	Qualifiers
Cyanide	ug/L	75	76.6	102	85-115	

MATRIX SPIKE SAMPLE: 2268586

Parameter	Units	70387408001 Result	Spike Conc.	MS Result	MS % Rec	% Rec Limits	Qualifiers
Cyanide	ug/L	<10.0	100	107	104	75-125	

SAMPLE DUPLICATE: 2268587

Parameter	Units	70387408001 Result	Dup Result	RPD	Qualifiers
Cyanide	ug/L	<10.0	<10.0		

Results presented on this page are in the units indicated by the "Units" column except where an alternate unit is presented to the right of the result.

**REPORT OF LABORATORY ANALYSIS**

This report shall not be reproduced, except in full,  
 without the written consent of Pace Analytical Services, LLC.



QUALITY CONTROL DATA

Project: OLD BETHPAGE LANDFILL 10/21

Pace Project No.: 70386899

QC Batch:	425724	Analysis Method:	SM 4500 NH3 H-2011
QC Batch Method:	SM 4500 NH3 H-2011	Analysis Description:	4500 Ammonia
		Laboratory:	Pace Analytical Services - Melville

Associated Lab Samples: 70386899002, 70386899004, 70386899006, 70386899008

METHOD BLANK: 2271619 Matrix: Water  
 Associated Lab Samples: 70386899002, 70386899004, 70386899006, 70386899008

Parameter	Units	Blank Result	Reporting Limit	Analyzed	Qualifiers
Nitrogen, Ammonia	mg/L	ND	0.050	10/29/25 13:22	

LABORATORY CONTROL SAMPLE: 2271620

Parameter	Units	Spike Conc.	LCS Result	LCS % Rec	% Rec Limits	Qualifiers
Nitrogen, Ammonia	mg/L	1	1.0	104	90-110	

MATRIX SPIKE SAMPLE: 2271621

Parameter	Units	70387397001 Result	Spike Conc.	MS Result	MS % Rec	% Rec Limits	Qualifiers
Nitrogen, Ammonia	mg/L	22.0	10	32.9	110	75-125	

SAMPLE DUPLICATE: 2271622

Parameter	Units	70387397001 Result	Dup Result	RPD	Qualifiers
Nitrogen, Ammonia	mg/L	22.0	21.9	0	

Results presented on this page are in the units indicated by the "Units" column except where an alternate unit is presented to the right of the result.

REPORT OF LABORATORY ANALYSIS

This report shall not be reproduced, except in full, without the written consent of Pace Analytical Services, LLC.



### QUALIFIERS

Project: OLD BETHPAGE LANDFILL 10/21

Pace Project No.: 70386899

#### DEFINITIONS

DF - Dilution Factor, if reported, represents the factor applied to the reported data due to dilution of the sample aliquot.

ND - Not Detected at or above adjusted reporting limit.

TNTC - Too Numerous To Count

J - Estimated concentration above the adjusted method detection limit and below the adjusted reporting limit.

MDL - Adjusted Method Detection Limit.

PQL - Practical Quantitation Limit.

RL - Reporting Limit - The lowest concentration value that meets project requirements for quantitative data with known precision and bias for a specific analyte in a specific matrix.

S - Surrogate

1,2-Diphenylhydrazine decomposes to and cannot be separated from Azobenzene using Method 8270. The result for each analyte is a combined concentration.

Consistent with EPA guidelines, unrounded data are displayed and have been used to calculate % recovery and RPD values.

LCS(D) - Laboratory Control Sample (Duplicate)

MS(D) - Matrix Spike (Duplicate)

DUP - Sample Duplicate

RPD - Relative Percent Difference

NC - Not Calculable.

SG - Silica Gel - Clean-Up

U - Indicates the compound was analyzed for, but not detected.

N-Nitrosodiphenylamine decomposes and cannot be separated from Diphenylamine using Method 8270. The result reported for each analyte is a combined concentration.

Reported results are not rounded until the final step prior to reporting. Therefore, calculated parameters that are typically reported as "Total" may vary slightly from the sum of the reported component parameters.

Pace Analytical is TNI accredited. Contact your Pace PM for the current list of accredited analytes.

TNI - The NELAC Institute.

#### BATCH QUALIFIERS

Batch: 425924

- [1] The post digestion spike for sample 70386932002 (PDS 2273130) exceeded acceptance criteria for Aluminum, Calcium, and Potassium.
- [2] The post digestion spike for sample 70386932004 (PDS 2273132) exceeded acceptance criteria for Calcium and Potassium.
- [3] The serial dilution for sample 70386932002 (SD 2273131) exceeded acceptance criteria for Sodium.
- [4] The serial dilution for sample 70386932004 (SD 2273133) exceeded acceptance criteria for Barium, Calcium, Magnesium, and Sodium.

Batch: 426130

- [1] The post digestion spike for sample 70388355003 (PDS 2274070) exceeded acceptance criteria for Molybdenum and Sodium.
- [2] The post digestion spike for sample 70388355004 (PDS 227402) exceeded acceptance criteria for Molybdenum and Sodium.

#### ANALYTE QUALIFIERS

- B Analyte was detected in the associated method blank.
- H1 Analysis conducted outside the EPA method holding time.
- M1 Matrix spike recovery exceeded QC limits. Batch accepted based on laboratory control sample (LCS) recovery.
- v3 The continuing calibration verification was below the method acceptance limit. Any detection for the analyte in the associated samples may have a low bias.

### REPORT OF LABORATORY ANALYSIS

This report shall not be reproduced, except in full, without the written consent of Pace Analytical Services, LLC.



QUALITY CONTROL DATA CROSS REFERENCE TABLE

Project: OLD BETHPAGE LANDFILL 10/21

Pace Project No.: 70386899

Table with 6 columns: Lab ID, Sample ID, QC Batch Method, QC Batch, Analytical Method, Analytical Batch. It lists various sample IDs and their corresponding QC and analytical data.

REPORT OF LABORATORY ANALYSIS

This report shall not be reproduced, except in full, without the written consent of Pace Analytical Services, LLC.



QUALITY CONTROL DATA CROSS REFERENCE TABLE

Project: OLD BETHPAGE LANDFILL 10/21

Pace Project No.: 70386899

Lab ID	Sample ID	QC Batch Method	QC Batch	Analytical Method	Analytical Batch
70386899002	OBS-1-10/21/25	EPA 300.0	426417		
70386899004	MW-09C-10/21/25	EPA 300.0	426417		
70386899006	MW-09B-10/21/25	EPA 300.0	426417		
70386899008	MW-05B-10/21/25	EPA 300.0	426417		
70386899002	OBS-1-10/21/25	EPA 351.2	426077	EPA 351.2	426090
70386899004	MW-09C-10/21/25	EPA 351.2	426077	EPA 351.2	426090
70386899006	MW-09B-10/21/25	EPA 351.2	426077	EPA 351.2	426090
70386899008	MW-05B-10/21/25	EPA 351.2	426077	EPA 351.2	426090
70386899002	OBS-1-10/21/25	EPA 353.2	426620		
70386899004	MW-09C-10/21/25	EPA 353.2	426620		
70386899006	MW-09B-10/21/25	EPA 353.2	426620		
70386899008	MW-05B-10/21/25	EPA 353.2	426620		
70386899002	OBS-1-10/21/25	EPA 353.2	424479		
70386899004	MW-09C-10/21/25	EPA 353.2	424480		
70386899006	MW-09B-10/21/25	EPA 353.2	424480		
70386899008	MW-05B-10/21/25	EPA 353.2	424480		
70386899002	OBS-1-10/21/25	SM 4500-CN-C-2016	425280	SM 4500-CN-E-2016	425367
70386899004	MW-09C-10/21/25	SM 4500-CN-C-2016	425280	SM 4500-CN-E-2016	425367
70386899006	MW-09B-10/21/25	SM 4500-CN-C-2016	425280	SM 4500-CN-E-2016	425367
70386899008	MW-05B-10/21/25	SM 4500-CN-C-2016	425280	SM 4500-CN-E-2016	425367
70386899002	OBS-1-10/21/25	SM 4500 NH3 H-2011	425724		
70386899004	MW-09C-10/21/25	SM 4500 NH3 H-2011	425724		
70386899006	MW-09B-10/21/25	SM 4500 NH3 H-2011	425724		
70386899008	MW-05B-10/21/25	SM 4500 NH3 H-2011	425724		

REPORT OF LABORATORY ANALYSIS

This report shall not be reproduced, except in full, without the written consent of Pace Analytical Services, LLC.

**CHAIN-OF-CUSTODY Analytical Request Document**

Chain-of-Custody is a LEGAL DOCUMENT - Complete all relevant fields

Company Name: Quilley & Bertucci DAB Engineers & Architects  
 Street Address: 330 Crossways Park Drive Woodbury, NY 11797  
 Customer Project #: 3617-10  
 Project Name: see old Bethpage Landfill Part Termination flow program old Bethpage Landfill  
 Site Collection Info/Facility ID (as applicable): Bethpage New York  
 Time Zone Collected:  1AK  1PT  1MT  1CT  1ET  
 Regulatory Program (DW, RCRA, etc.) as applicable:  Reportable  Yes  No

County / State origin of sample(s): New York  
 Rush (Pre-approval required): Standard  
 Date Results Requested: 10/21/25  
 Matrix Codes (Insert in Matrix box below): Drinking Water (DW), Ground Water (GW), Waste Water (WW), Product (P), Soil/Solid (SS), Oil (OL), Wipe (WP), Tissue (TS), Bioassay (B), Vapor (V), Surface Water (SW), Sediment (SED), Sludge (SL), Caulk (CK), Leachate (LL), Biosolid (BS), Other (OT)  
 Matrix \* STA N dard  
 DW PWSID # or WW Permit # as applicable: Disolved metal

Customer Sample ID	Matrix *	Comp / Grab	Composite Start		Collected or Composite End		# Cont.	Res. Chlorine	
			Date	Time	Date	Time		Results	Units
TRIP Blank - 10/21/25	water	-	-	-	-	-	2	-	-
OBS-1 - 10/21/25	GW	G	10/21/25	11:05 am	-	-	10	-	-
MW-09C - 10/21/25	GW	G	10/21/25	1:50 pm	-	-	10	-	-
MW-09B - 10/21/25	GW	G	10/21/25	2:30 pm	-	-	10	-	-
MW-05B - 10/21/25	GW	G	10/21/25	3:30 pm	-	-	10	-	-

Additional Instructions from Pace: Bunkles denied with "F" for dissolved metals were field filtered

Collected By: Keith Robins  
 Signature: Keith Robins

Relinquished by/Company: Keith Robins / DAB Engineers and Architects  
 Date/Time: 10/21/25 17:40  
 Signature: [Signature]

Relinquished by/Company: [Signature]  
 Date/Time: [Signature]

Relinquished by/Company: [Signature]  
 Date/Time: [Signature]

Relinquished by/Company: [Signature]  
 Date/Time: [Signature]

LAB USE ONLY - Affix Workorder/Login Label Here  
**WO#: 70386899**  
  
 Specify Container Size: 63  
 Identify Container Preservative Type: HCL 1/2  
 Analysts Requested: [Blank]  
 Preservation non-conformance identified for: [Blank]  
 Lab Use Only: [Blank]  
 Proj. Mgr: Loft-Beyer KIM Mack  
 AcctNum / Client ID: [Blank]  
 Table #: [Blank]  
 Profile / Template: 5278  
 Prelog / Bottle Ord. ID: EZ 3313868  
 Sample Comment: [Blank]

Customer Sample ID	Matrix *	Comp / Grab	Composite Start	Collected or Composite End	# Cont.	Res. Chlorine
VOCS (8260)						
Metals Total and Dissolved						
Leachate Indicators						

Customer Remarks / Special Conditions / Possible Hazards: [Blank]

# Coolers: [Blank] Thermometer ID: [Blank] Correction Factor (°C): [Blank] Obs. Temp. (°C): 26.27 On lot: [Blank]

Tracking Number: WABS 1740  
 Delivered by: [Signature] Person  Counter   
 Date/Time: [Blank]  
 Date/Time: [Blank]  
 Date/Time: [Blank]  
 Date/Time: [Blank]

Page: **1** of **1**

Client Name:

TOY

Project #

WO#: 70386899

PM: KMM

Due Date: 11/05/25

CLIENT: TOY

Courier:  Fed Ex  UPS  USPS  Client  Commercial  Pace  Other

Tracking #:

Custody Seal on Cooler/Box Present:  Yes  No Seals intact:  Yes  No Temperature Blank Present:  Yes  No

Packing Material:  Bubble Wrap  Bubble Bags  Ziploc  None  Other Type of Ice:  Wet  Blue  None

Thermometer Used: Th211 Correction Factor: to 1  Samples on ice, cooling process has begun

Cooler Temperature (°C): 2.6 Cooler Temperature Corrected (°C): 27 Date/Time 5035A kits placed in freezer

Temp should be above freezing to 6.0°C

USDA Regulated Soil ( N/A, water sample)

Did samples originate in a quarantine zone within the United States: AL, AR, CA, FL, GA, ID, LA, MS, NC, NM, NY, OK, OR, SC, TN, TX, or VA (check map)?  Yes  No

Did samples originate from a foreign source including Hawaii and Puerto Rico)?  Yes  No

If Yes to either question, fill out a Regulated Soil Checklist (ENV-FRM-MELV-0076) and include with SCUR/COC paperwork.

Date and Initials of person examining contents:

KR 10/2/25

	COMMENTS:
Chain of Custody Present: <input checked="" type="checkbox"/> Yes <input type="checkbox"/> No	1.
Chain of Custody Filled Out: <input checked="" type="checkbox"/> Yes <input type="checkbox"/> No	2.
Chain of Custody Relinquished: <input checked="" type="checkbox"/> Yes <input type="checkbox"/> No	3.
Sampler Name & Signature on COC: <input checked="" type="checkbox"/> Yes <input type="checkbox"/> No <input type="checkbox"/> N/A	4.
Samples Arrived within Hold Time: <input checked="" type="checkbox"/> Yes <input type="checkbox"/> No	5.
Short Hold Time Analysis (<72hr): <input type="checkbox"/> Yes <input checked="" type="checkbox"/> No	6.
Rush Turn Around Time Requested: <input type="checkbox"/> Yes <input checked="" type="checkbox"/> No	7.
Sufficient Volume: (Triple volume provided for MS/MSD) <input checked="" type="checkbox"/> Yes <input type="checkbox"/> No	8.
Correct Containers Used: <input checked="" type="checkbox"/> Yes <input type="checkbox"/> No	9.
-Pace Containers Used: <input checked="" type="checkbox"/> Yes <input type="checkbox"/> No	
Containers Intact: <input checked="" type="checkbox"/> Yes <input type="checkbox"/> No	10.
Filtered volume received for Dissolved tests: <input type="checkbox"/> Yes <input checked="" type="checkbox"/> No <input type="checkbox"/> N/A	11. Note: if sediment is visible in the dissolved container.
Sample Labels match COC: <input checked="" type="checkbox"/> Yes <input type="checkbox"/> No	12.
-Includes date/time/ID/Analysis Matrix: <u>SL</u> <u>WT</u> <u>OIL</u> <u>OTHER</u>	<u>Just not receive Ag 50</u>

Date and Initials of person checking preservation:

KR 10/2/25

All containers needing preservation have been pH paper Lot # <input type="checkbox"/> Yes <input type="checkbox"/> No <input checked="" type="checkbox"/> N/A	13. <input type="checkbox"/> HNO <sub>3</sub> <input type="checkbox"/> H <sub>2</sub> SO <sub>4</sub> <input type="checkbox"/> NaOH <input type="checkbox"/> HCl
All containers needing preservation are found to be in compliance with method recommendation? (HNO <sub>3</sub> , H <sub>2</sub> SO <sub>4</sub> , HCl, NaOH>9 Sulfide, <input type="checkbox"/> Yes <input type="checkbox"/> No <input checked="" type="checkbox"/> N/A NAOH>12 Cyanide)	Sample #
Exceptions: VOA, Coliform, TOC/DOC, Oil and Grease, DRO/8015 (water). Per Method, VOA pH is checked after analysis	Initial when completed: Lot # of added preservative: Date/Time preservative added:
Samples checked for dechlorination: <input type="checkbox"/> Yes <input type="checkbox"/> No <input checked="" type="checkbox"/> N/A	14. Positive for Res. Chlorine? Y N
KI starch test strips Lot #	
Residual chlorine strips Lot #	
SM 4500 CN samples checked for sulf <input type="checkbox"/> Yes <input type="checkbox"/> No <input checked="" type="checkbox"/> N/A	15. Positive for Sulfide? Y N
Lead Acetate Strips Lot #	
Headspace in ALK Bottle (>6mm): <input type="checkbox"/> Yes <input type="checkbox"/> No <input checked="" type="checkbox"/> N/A	
Headspace in VOA Vials (>6mm): <input type="checkbox"/> Yes <input type="checkbox"/> No <input checked="" type="checkbox"/> N/A	16.
Trip Blank Present: <input type="checkbox"/> Yes <input type="checkbox"/> No <input checked="" type="checkbox"/> N/A	17.
Trip Blank Custody Seals Present: <input type="checkbox"/> Yes <input type="checkbox"/> No <input checked="" type="checkbox"/> N/A	

Client Notification/ Resolution:

Field Data Required? Y / N

Person Contacted:

Date/Time:

Comments/ Resolution:

\* PM (Project Manager) review (which includes the SCUR) is documented electronically in LIMS.



November 14, 2025

Robbin Petrella  
Dvirka & Bartilucci  
330 Crossways Park Drive  
Woodbury, NY 11797

RE: Project: OLD BETHPAGE LANDFILL 10/24  
Pace Project No.: 70387674

Dear Robbin Petrella:

Enclosed are the analytical results for sample(s) received by the laboratory on October 24, 2025. The results relate only to the samples included in this report. Results reported herein conform to the applicable TNI/NELAC Standards and the laboratory's Quality Manual, where applicable, unless otherwise noted in the body of the report.

The test results provided in this final report were generated by each of the following laboratories within the Pace Network:

- Pace Analytical Services - Melville
- Pace Analytical Services - Newburgh

If you have any questions concerning this report, please feel free to contact me.

Sincerely,

Kimberley M. Mack  
kimberley.mack@pacelabs.com  
516-370-6052  
Project Manager

Enclosures

cc: Tom Fox, D&B Engineers and Architects, P.C.  
Robbin Petrella, Dvirka & Bartilucci



## REPORT OF LABORATORY ANALYSIS

This report shall not be reproduced, except in full,  
without the written consent of Pace Analytical Services, LLC.



## CERTIFICATIONS

Project: OLD BETHPAGE LANDFILL 10/24

Pace Project No.: 70387674

---

### **Pace Analytical Services, LLC - Melville, NY**

575 Broad Hollow Rd, Melville, NY 11747

Connecticut Certification #: PH-0435

Delaware Certification # NY 10478

Maryland Certification #: 208

Massachusetts Certification #: M-NY026

New Hampshire Certification #: 2987

New Jersey Certification #: NY158

New York Certification #: 10478 Primary Accrediting Body

Pennsylvania Certification #: 68-00350

Rhode Island Certification #: LAO00340

Texas Certification #: T104704582

Florida Certification #: E871198

---

### **Pace Analytical Services, LLC- Newburgh, NY**

315 Fullerton Avenue, Newburgh, NY 12550

New York Certification #: 10142 Primary Accrediting Body

New Jersey Certification #: NY015

Connecticut Certification #: PH-0823

---

## REPORT OF LABORATORY ANALYSIS

This report shall not be reproduced, except in full,  
without the written consent of Pace Analytical Services, LLC.



## PROJECT NARRATIVE

Project: OLD BETHPAGE LANDFILL 10/24  
Pace Project No.: 70387674

---

**Method:** EPA 200.7  
**Description:** 200.7 Metals, Total  
**Client:** Town of Oyster Bay  
**Date:** November 14, 2025

### General Information:

3 samples were analyzed for EPA 200.7 by Pace Analytical Services Melville. All samples were received in acceptable condition with any exceptions noted below or on the chain-of custody and/or the sample condition upon receipt form (SCUR) attached at the end of this report.

### Hold Time:

The samples were analyzed within the method required hold times with any exceptions noted below.

### Sample Preparation:

The samples were prepared in accordance with EPA 200.7 with any exceptions noted below.

### Initial Calibrations (including MS Tune as applicable):

All criteria were within method requirements with any exceptions noted below.

### Continuing Calibration:

All criteria were within method requirements with any exceptions noted below.

### Method Blank:

All analytes were below the report limit in the method blank, where applicable, with any exceptions noted below.

QC Batch: 426337

B: Analyte was detected in the associated method blank.

- BLANK for HBN 426337 [MPRP/209 (Lab ID: 2275187)]
  - Aluminum

### Laboratory Control Spike:

All laboratory control spike compounds were within QC limits with any exceptions noted below.

### Matrix Spikes:

All percent recoveries and relative percent differences (RPDs) were within acceptance criteria with any exceptions noted below.

QC Batch: 426337

A matrix spike and/or matrix spike duplicate (MS/MSD) were performed on the following sample(s): 70387674003,70387674005

M1: Matrix spike recovery exceeded QC limits. Batch accepted based on laboratory control sample (LCS) recovery.

- MS (Lab ID: 2275619)
  - Sodium

### Duplicate Sample:

All duplicate sample results were within method acceptance criteria with any exceptions noted below.

### Additional Comments:

## REPORT OF LABORATORY ANALYSIS

This report shall not be reproduced, except in full,  
without the written consent of Pace Analytical Services, LLC.



## PROJECT NARRATIVE

Project: OLD BETHPAGE LANDFILL 10/24

Pace Project No.: 70387674

---

**Method:** EPA 200.7

**Description:** 200.7 Metals, Total

**Client:** Town of Oyster Bay

**Date:** November 14, 2025

### Batch Comments:

The post digesiton spike for sample 70387674003 (PDS 2275642) exceeded acceptance criteria for Molybdenum and Selenium.

- QC Batch: 426411

The post digesiton spike for sample 70387674005 (PDS 2275644) exceeded acceptance criteria for Molybdenum, Sodium, and Selenium.

- QC Batch: 426411

## REPORT OF LABORATORY ANALYSIS

This report shall not be reproduced, except in full,  
without the written consent of Pace Analytical Services, LLC.



## PROJECT NARRATIVE

Project: OLD BETHPAGE LANDFILL 10/24  
Pace Project No.: 70387674

---

**Method:** EPA 200.7  
**Description:** 200.7 Metals, Dissolved  
**Client:** Town of Oyster Bay  
**Date:** November 14, 2025

### General Information:

3 samples were analyzed for EPA 200.7 by Pace Analytical Services Melville. All samples were received in acceptable condition with any exceptions noted below or on the chain-of custody and/or the sample condition upon receipt form (SCUR) attached at the end of this report.

### Hold Time:

The samples were analyzed within the method required hold times with any exceptions noted below.

### Initial Calibrations (including MS Tune as applicable):

All criteria were within method requirements with any exceptions noted below.

### Continuing Calibration:

All criteria were within method requirements with any exceptions noted below.

### Method Blank:

All analytes were below the report limit in the method blank, where applicable, with any exceptions noted below.

QC Batch: 426356

- B: Analyte was detected in the associated method blank.
- BLANK for HBN 426356 [ICP/2433 (Lab ID: 2275235)]
    - Aluminum, Dissolved

### Laboratory Control Spike:

All laboratory control spike compounds were within QC limits with any exceptions noted below.

### Matrix Spikes:

All percent recoveries and relative percent differences (RPDs) were within acceptance criteria with any exceptions noted below.

QC Batch: 426356

A matrix spike and/or matrix spike duplicate (MS/MSD) were performed on the following sample(s): 70386899003,70386899005

- M1: Matrix spike recovery exceeded QC limits. Batch accepted based on laboratory control sample (LCS) recovery.
- MS (Lab ID: 2275238)
    - Calcium, Dissolved
    - Manganese, Dissolved
  - MS (Lab ID: 2275240)
    - Calcium, Dissolved
    - Manganese, Dissolved

### Duplicate Sample:

All duplicate sample results were within method acceptance criteria with any exceptions noted below.

### Additional Comments:

## REPORT OF LABORATORY ANALYSIS

This report shall not be reproduced, except in full,  
without the written consent of Pace Analytical Services, LLC.



## PROJECT NARRATIVE

Project: OLD BETHPAGE LANDFILL 10/24

Pace Project No.: 70387674

---

**Method:** SM 2340B-2011

**Description:** 2340B Hardness, Total (Calc.)

**Client:** Town of Oyster Bay

**Date:** November 14, 2025

**General Information:**

3 samples were analyzed for SM 2340B-2011 by Pace Analytical Services Melville. All samples were received in acceptable condition with any exceptions noted below or on the chain-of custody and/or the sample condition upon receipt form (SCUR) attached at the end of this report.

**Hold Time:**

The samples were analyzed within the method required hold times with any exceptions noted below.

**Initial Calibrations (including MS Tune as applicable):**

All criteria were within method requirements with any exceptions noted below.

**Continuing Calibration:**

All criteria were within method requirements with any exceptions noted below.

**Method Blank:**

All analytes were below the report limit in the method blank, where applicable, with any exceptions noted below.

**Laboratory Control Spike:**

All laboratory control spike compounds were within QC limits with any exceptions noted below.

**Matrix Spikes:**

All percent recoveries and relative percent differences (RPDs) were within acceptance criteria with any exceptions noted below.

**Additional Comments:**

## REPORT OF LABORATORY ANALYSIS

This report shall not be reproduced, except in full,  
without the written consent of Pace Analytical Services, LLC.



## PROJECT NARRATIVE

Project: OLD BETHPAGE LANDFILL 10/24

Pace Project No.: 70387674

---

**Method:** EPA 245.1

**Description:** 245.1 Mercury

**Client:** Town of Oyster Bay

**Date:** November 14, 2025

**General Information:**

3 samples were analyzed for EPA 245.1 by Pace Analytical Services Melville. All samples were received in acceptable condition with any exceptions noted below or on the chain-of custody and/or the sample condition upon receipt form (SCUR) attached at the end of this report.

**Hold Time:**

The samples were analyzed within the method required hold times with any exceptions noted below.

**Sample Preparation:**

The samples were prepared in accordance with EPA 245.1 with any exceptions noted below.

**Initial Calibrations (including MS Tune as applicable):**

All criteria were within method requirements with any exceptions noted below.

**Continuing Calibration:**

All criteria were within method requirements with any exceptions noted below.

**Method Blank:**

All analytes were below the report limit in the method blank, where applicable, with any exceptions noted below.

QC Batch: 426340

B: Analyte was detected in the associated method blank.

- BLANK for HBN 426340 [MERP/528 (Lab ID: 2275201)
- Mercury

**Laboratory Control Spike:**

All laboratory control spike compounds were within QC limits with any exceptions noted below.

**Matrix Spikes:**

All percent recoveries and relative percent differences (RPDs) were within acceptance criteria with any exceptions noted below.

**Duplicate Sample:**

All duplicate sample results were within method acceptance criteria with any exceptions noted below.

**Additional Comments:**

## REPORT OF LABORATORY ANALYSIS

This report shall not be reproduced, except in full,  
without the written consent of Pace Analytical Services, LLC.



## PROJECT NARRATIVE

Project: OLD BETHPAGE LANDFILL 10/24  
Pace Project No.: 70387674

---

**Method:** EPA 245.1  
**Description:** 245.1 Mercury, Dissolved  
**Client:** Town of Oyster Bay  
**Date:** November 14, 2025

### General Information:

3 samples were analyzed for EPA 245.1 by Pace Analytical Services Melville. All samples were received in acceptable condition with any exceptions noted below or on the chain-of custody and/or the sample condition upon receipt form (SCUR) attached at the end of this report.

### Hold Time:

The samples were analyzed within the method required hold times with any exceptions noted below.

### Sample Preparation:

The samples were prepared in accordance with EPA 245.1 with any exceptions noted below.

### Initial Calibrations (including MS Tune as applicable):

All criteria were within method requirements with any exceptions noted below.

### Continuing Calibration:

All criteria were within method requirements with any exceptions noted below.

### Method Blank:

All analytes were below the report limit in the method blank, where applicable, with any exceptions noted below.

### Laboratory Control Spike:

All laboratory control spike compounds were within QC limits with any exceptions noted below.

### Matrix Spikes:

All percent recoveries and relative percent differences (RPDs) were within acceptance criteria with any exceptions noted below.

### Duplicate Sample:

All duplicate sample results were within method acceptance criteria with any exceptions noted below.

### Additional Comments:

## REPORT OF LABORATORY ANALYSIS

This report shall not be reproduced, except in full,  
without the written consent of Pace Analytical Services, LLC.



## PROJECT NARRATIVE

Project: OLD BETHPAGE LANDFILL 10/24

Pace Project No.: 70387674

---

**Method:** EPA 8260D/5030C

**Description:** 8260D Volatile Organics

**Client:** Town of Oyster Bay

**Date:** November 14, 2025

**General Information:**

4 samples were analyzed for EPA 8260D/5030C by Pace Analytical Services Melville. All samples were received in acceptable condition with any exceptions noted below or on the chain-of custody and/or the sample condition upon receipt form (SCUR) attached at the end of this report.

**Hold Time:**

The samples were analyzed within the method required hold times with any exceptions noted below.

**Initial Calibrations (including MS Tune as applicable):**

All criteria were within method requirements with any exceptions noted below.

**Continuing Calibration:**

All criteria were within method requirements with any exceptions noted below.

**Internal Standards:**

All internal standards were within QC limits with any exceptions noted below.

**Surrogates:**

All surrogates were within QC limits with any exceptions noted below.

**Method Blank:**

All analytes were below the report limit in the method blank, where applicable, with any exceptions noted below.

**Laboratory Control Spike:**

All laboratory control spike compounds were within QC limits with any exceptions noted below.

**Matrix Spikes:**

All percent recoveries and relative percent differences (RPDs) were within acceptance criteria with any exceptions noted below.

**Additional Comments:**

## REPORT OF LABORATORY ANALYSIS

This report shall not be reproduced, except in full,  
without the written consent of Pace Analytical Services, LLC.



## PROJECT NARRATIVE

Project: OLD BETHPAGE LANDFILL 10/24

Pace Project No.: 70387674

---

**Method:** EPA 420.4, Rev 1.0

**Description:** NB 420.4 Phenolics, Total

**Client:** Town of Oyster Bay

**Date:** November 14, 2025

### General Information:

3 samples were analyzed for EPA 420.4, Rev 1.0 by Pace Analytical Services Newburgh. All samples were received in acceptable condition with any exceptions noted below or on the chain-of custody and/or the sample condition upon receipt form (SCUR) attached at the end of this report.

### Hold Time:

The samples were analyzed within the method required hold times with any exceptions noted below.

### Sample Preparation:

The samples were prepared in accordance with EPA 420.4, Rev 1.0 with any exceptions noted below.

### Initial Calibrations (including MS Tune as applicable):

All criteria were within method requirements with any exceptions noted below.

### Continuing Calibration:

All criteria were within method requirements with any exceptions noted below.

### Internal Standards:

All internal standards were within QC limits with any exceptions noted below.

### Surrogates:

All surrogates were within QC limits with any exceptions noted below.

### Method Blank:

All analytes were below the report limit in the method blank, where applicable, with any exceptions noted below.

### Laboratory Control Spike:

All laboratory control spike compounds were within QC limits with any exceptions noted below.

### Matrix Spikes:

All percent recoveries and relative percent differences (RPDs) were within acceptance criteria with any exceptions noted below.

QC Batch: 427121

A matrix spike and/or matrix spike duplicate (MS/MSD) were performed on the following sample(s): 70388185001

M1: Matrix spike recovery exceeded QC limits. Batch accepted based on laboratory control sample (LCS) recovery.

- MS (Lab ID: 2280540)

- Phenolics, Total Recoverable

### Duplicate Sample:

All duplicate sample results were within method acceptance criteria with any exceptions noted below.

### Additional Comments:

## REPORT OF LABORATORY ANALYSIS

This report shall not be reproduced, except in full,  
without the written consent of Pace Analytical Services, LLC.



## PROJECT NARRATIVE

Project: OLD BETHPAGE LANDFILL 10/24  
Pace Project No.: 70387674

---

**Method:** SM 2320B-2011  
**Description:** 2320B Alkalinity  
**Client:** Town of Oyster Bay  
**Date:** November 14, 2025

### General Information:

3 samples were analyzed for SM 2320B-2011 by Pace Analytical Services Melville. All samples were received in acceptable condition with any exceptions noted below or on the chain-of custody and/or the sample condition upon receipt form (SCUR) attached at the end of this report.

### Hold Time:

The samples were analyzed within the method required hold times with any exceptions noted below.

### Method Blank:

All analytes were below the report limit in the method blank, where applicable, with any exceptions noted below.

### Laboratory Control Spike:

All laboratory control spike compounds were within QC limits with any exceptions noted below.

### Matrix Spikes:

All percent recoveries and relative percent differences (RPDs) were within acceptance criteria with any exceptions noted below.

QC Batch: 426344

A matrix spike and/or matrix spike duplicate (MS/MSD) were performed on the following sample(s): 70388350001

M1: Matrix spike recovery exceeded QC limits. Batch accepted based on laboratory control sample (LCS) recovery.

- MS (Lab ID: 2275219)
- Alkalinity, Carbonate (CaCO<sub>3</sub>)

### Duplicate Sample:

All duplicate sample results were within method acceptance criteria with any exceptions noted below.

### Additional Comments:

## REPORT OF LABORATORY ANALYSIS

This report shall not be reproduced, except in full,  
without the written consent of Pace Analytical Services, LLC.



## PROJECT NARRATIVE

Project: OLD BETHPAGE LANDFILL 10/24

Pace Project No.: 70387674

---

**Method:** SM 2540C-2015

**Description:** 2540C Total Dissolved Solids

**Client:** Town of Oyster Bay

**Date:** November 14, 2025

**General Information:**

3 samples were analyzed for SM 2540C-2015 by Pace Analytical Services Melville. All samples were received in acceptable condition with any exceptions noted below or on the chain-of custody and/or the sample condition upon receipt form (SCUR) attached at the end of this report.

**Hold Time:**

The samples were analyzed within the method required hold times with any exceptions noted below.

**Method Blank:**

All analytes were below the report limit in the method blank, where applicable, with any exceptions noted below.

**Laboratory Control Spike:**

All laboratory control spike compounds were within QC limits with any exceptions noted below.

**Matrix Spikes:**

All percent recoveries and relative percent differences (RPDs) were within acceptance criteria with any exceptions noted below.

**Duplicate Sample:**

All duplicate sample results were within method acceptance criteria with any exceptions noted below.

**Additional Comments:**

## REPORT OF LABORATORY ANALYSIS

This report shall not be reproduced, except in full,  
without the written consent of Pace Analytical Services, LLC.



## PROJECT NARRATIVE

Project: OLD BETHPAGE LANDFILL 10/24

Pace Project No.: 70387674

---

**Method:** SM 3500-Cr B-2011

**Description:** Chromium, Hexavalent

**Client:** Town of Oyster Bay

**Date:** November 14, 2025

### General Information:

3 samples were analyzed for SM 3500-Cr B-2011 by Pace Analytical Services Melville. All samples were received in acceptable condition with any exceptions noted below or on the chain-of custody and/or the sample condition upon receipt form (SCUR) attached at the end of this report.

### Hold Time:

The samples were analyzed within the method required hold times with any exceptions noted below.

H1: Analysis conducted outside the EPA method holding time.

- BLIND DUPLICATE\_10/24/25 (Lab ID: 70387674005)

### Method Blank:

All analytes were below the report limit in the method blank, where applicable, with any exceptions noted below.

### Laboratory Control Spike:

All laboratory control spike compounds were within QC limits with any exceptions noted below.

### Matrix Spikes:

All percent recoveries and relative percent differences (RPDs) were within acceptance criteria with any exceptions noted below.

### Duplicate Sample:

All duplicate sample results were within method acceptance criteria with any exceptions noted below.

### Additional Comments:

## REPORT OF LABORATORY ANALYSIS

This report shall not be reproduced, except in full,  
without the written consent of Pace Analytical Services, LLC.



## PROJECT NARRATIVE

Project: OLD BETHPAGE LANDFILL 10/24  
Pace Project No.: 70387674

---

**Method:** EPA 300.0  
**Description:** 300.0 IC Anions 28 Days  
**Client:** Town of Oyster Bay  
**Date:** November 14, 2025

**General Information:**

3 samples were analyzed for EPA 300.0 by Pace Analytical Services Melville. All samples were received in acceptable condition with any exceptions noted below or on the chain-of custody and/or the sample condition upon receipt form (SCUR) attached at the end of this report.

**Hold Time:**

The samples were analyzed within the method required hold times with any exceptions noted below.

**Method Blank:**

All analytes were below the report limit in the method blank, where applicable, with any exceptions noted below.

**Laboratory Control Spike:**

All laboratory control spike compounds were within QC limits with any exceptions noted below.

**Matrix Spikes:**

All percent recoveries and relative percent differences (RPDs) were within acceptance criteria with any exceptions noted below.

**Duplicate Sample:**

All duplicate sample results were within method acceptance criteria with any exceptions noted below.

**Additional Comments:**

## REPORT OF LABORATORY ANALYSIS

This report shall not be reproduced, except in full,  
without the written consent of Pace Analytical Services, LLC.



## PROJECT NARRATIVE

Project: OLD BETHPAGE LANDFILL 10/24  
Pace Project No.: 70387674

---

**Method:** EPA 351.2  
**Description:** 351.2 Total Kjeldahl Nitrogen  
**Client:** Town of Oyster Bay  
**Date:** November 14, 2025

**General Information:**

3 samples were analyzed for EPA 351.2 by Pace Analytical Services Melville. All samples were received in acceptable condition with any exceptions noted below or on the chain-of custody and/or the sample condition upon receipt form (SCUR) attached at the end of this report.

**Hold Time:**

The samples were analyzed within the method required hold times with any exceptions noted below.

**Sample Preparation:**

The samples were prepared in accordance with EPA 351.2 with any exceptions noted below.

**Method Blank:**

All analytes were below the report limit in the method blank, where applicable, with any exceptions noted below.

**Laboratory Control Spike:**

All laboratory control spike compounds were within QC limits with any exceptions noted below.

**Matrix Spikes:**

All percent recoveries and relative percent differences (RPDs) were within acceptance criteria with any exceptions noted below.

**Duplicate Sample:**

All duplicate sample results were within method acceptance criteria with any exceptions noted below.

**Additional Comments:**

## REPORT OF LABORATORY ANALYSIS

This report shall not be reproduced, except in full,  
without the written consent of Pace Analytical Services, LLC.



## PROJECT NARRATIVE

Project: OLD BETHPAGE LANDFILL 10/24

Pace Project No.: 70387674

---

**Method:** EPA 353.2

**Description:** 353.2 Nitrogen, NO<sub>2</sub>/NO<sub>3</sub> pres.

**Client:** Town of Oyster Bay

**Date:** November 14, 2025

**General Information:**

3 samples were analyzed for EPA 353.2 by Pace Analytical Services Melville. All samples were received in acceptable condition with any exceptions noted below or on the chain-of custody and/or the sample condition upon receipt form (SCUR) attached at the end of this report.

**Hold Time:**

The samples were analyzed within the method required hold times with any exceptions noted below.

**Method Blank:**

All analytes were below the report limit in the method blank, where applicable, with any exceptions noted below.

**Laboratory Control Spike:**

All laboratory control spike compounds were within QC limits with any exceptions noted below.

**Matrix Spikes:**

All percent recoveries and relative percent differences (RPDs) were within acceptance criteria with any exceptions noted below.

**Duplicate Sample:**

All duplicate sample results were within method acceptance criteria with any exceptions noted below.

**Additional Comments:**

## REPORT OF LABORATORY ANALYSIS

This report shall not be reproduced, except in full,  
without the written consent of Pace Analytical Services, LLC.



## PROJECT NARRATIVE

Project: OLD BETHPAGE LANDFILL 10/24

Pace Project No.: 70387674

---

**Method:** EPA 353.2

**Description:** 353.2 Nitrogen, NO2

**Client:** Town of Oyster Bay

**Date:** November 14, 2025

**General Information:**

3 samples were analyzed for EPA 353.2 by Pace Analytical Services Melville. All samples were received in acceptable condition with any exceptions noted below or on the chain-of custody and/or the sample condition upon receipt form (SCUR) attached at the end of this report.

**Hold Time:**

The samples were analyzed within the method required hold times with any exceptions noted below.

**Method Blank:**

All analytes were below the report limit in the method blank, where applicable, with any exceptions noted below.

**Laboratory Control Spike:**

All laboratory control spike compounds were within QC limits with any exceptions noted below.

**Matrix Spikes:**

All percent recoveries and relative percent differences (RPDs) were within acceptance criteria with any exceptions noted below.

**Duplicate Sample:**

All duplicate sample results were within method acceptance criteria with any exceptions noted below.

**Additional Comments:**

## REPORT OF LABORATORY ANALYSIS

This report shall not be reproduced, except in full,  
without the written consent of Pace Analytical Services, LLC.



## PROJECT NARRATIVE

Project: OLD BETHPAGE LANDFILL 10/24

Pace Project No.: 70387674

---

**Method:** SM 4500-CN-E-2016

**Description:** SM 4500 CNE Cyanide, Total

**Client:** Town of Oyster Bay

**Date:** November 14, 2025

**General Information:**

3 samples were analyzed for SM 4500-CN-E-2016 by Pace Analytical Services Melville. All samples were received in acceptable condition with any exceptions noted below or on the chain-of custody and/or the sample condition upon receipt form (SCUR) attached at the end of this report.

**Hold Time:**

The samples were analyzed within the method required hold times with any exceptions noted below.

**Sample Preparation:**

The samples were prepared in accordance with SM 4500-CN-C-2016 with any exceptions noted below.

**Method Blank:**

All analytes were below the report limit in the method blank, where applicable, with any exceptions noted below.

**Laboratory Control Spike:**

All laboratory control spike compounds were within QC limits with any exceptions noted below.

**Matrix Spikes:**

All percent recoveries and relative percent differences (RPDs) were within acceptance criteria with any exceptions noted below.

**Duplicate Sample:**

All duplicate sample results were within method acceptance criteria with any exceptions noted below.

**Additional Comments:**

## REPORT OF LABORATORY ANALYSIS

This report shall not be reproduced, except in full,  
without the written consent of Pace Analytical Services, LLC.



## PROJECT NARRATIVE

Project: OLD BETHPAGE LANDFILL 10/24

Pace Project No.: 70387674

---

**Method:** SM 4500 NH3 H-2011

**Description:** 4500 Ammonia Water

**Client:** Town of Oyster Bay

**Date:** November 14, 2025

**General Information:**

3 samples were analyzed for SM 4500 NH3 H-2011 by Pace Analytical Services Melville. All samples were received in acceptable condition with any exceptions noted below or on the chain-of custody and/or the sample condition upon receipt form (SCUR) attached at the end of this report.

**Hold Time:**

The samples were analyzed within the method required hold times with any exceptions noted below.

**Method Blank:**

All analytes were below the report limit in the method blank, where applicable, with any exceptions noted below.

**Laboratory Control Spike:**

All laboratory control spike compounds were within QC limits with any exceptions noted below.

**Matrix Spikes:**

All percent recoveries and relative percent differences (RPDs) were within acceptance criteria with any exceptions noted below.

**Duplicate Sample:**

All duplicate sample results were within method acceptance criteria with any exceptions noted below.

**Additional Comments:**

This data package has been reviewed for quality and completeness and is approved for release.

## REPORT OF LABORATORY ANALYSIS

This report shall not be reproduced, except in full,  
without the written consent of Pace Analytical Services, LLC.



## ANALYTICAL RESULTS

Project: OLD BETHPAGE LANDFILL 10/24

Pace Project No.: 70387674

Sample: MW-08B_10/24/25	Lab ID: 70387674001	Collected: 10/24/25 11:00	Received: 10/24/25 16:23	Matrix: Water				
Parameters	Results	Units	Report Limit	DF	Prepared	Analyzed	CAS No.	Qual
<b>200.7 Metals, Total</b>								
Analytical Method: EPA 200.7 Preparation Method: EPA 200.7								
Pace Analytical Services - Melville								
Aluminum	117J	ug/L	200	1	11/03/25 07:03	11/03/25 13:29	7429-90-5	B
Barium	83.7J	ug/L	200	1	11/03/25 07:03	11/03/25 13:29	7440-39-3	
Calcium	19800	ug/L	200	1	11/03/25 07:03	11/03/25 13:29	7440-70-2	
Chromium	<10.0	ug/L	10.0	1	11/03/25 07:03	11/03/25 13:29	7440-47-3	
Copper	<25.0	ug/L	25.0	1	11/03/25 07:03	11/03/25 13:29	7440-50-8	
Iron	<20.0	ug/L	20.0	1	11/03/25 07:03	11/03/25 13:29	7439-89-6	
Lead	<5.0	ug/L	5.0	1	11/03/25 07:03	11/03/25 13:29	7439-92-1	
Magnesium	5430	ug/L	200	1	11/03/25 07:03	11/03/25 13:29	7439-95-4	
Manganese	658	ug/L	10.0	1	11/03/25 07:03	11/03/25 13:29	7439-96-5	
Nickel	14.5J	ug/L	40.0	1	11/03/25 07:03	11/03/25 13:29	7440-02-0	
Potassium	9430	ug/L	5000	1	11/03/25 07:03	11/03/25 13:29	7440-09-7	
Sodium	112000	ug/L	5000	1	11/03/25 07:03	11/03/25 13:29	7440-23-5	
Zinc	33.1	ug/L	20.0	1	11/03/25 07:03	11/03/25 13:29	7440-66-6	
<b>2340B Hardness, Total (Calc.)</b>								
Analytical Method: SM 2340B-2011								
Pace Analytical Services - Melville								
Tot Hardness asCaCO3 (SM 2340B)	71800	ug/L	830	1		11/03/25 13:29		
<b>245.1 Mercury</b>								
Analytical Method: EPA 245.1 Preparation Method: EPA 245.1								
Pace Analytical Services - Melville								
Mercury	0.086J	ug/L	0.20	1	11/03/25 07:16	11/03/25 15:25	7439-97-6	B
<b>8260D Volatile Organics</b>								
Analytical Method: EPA 8260D/5030C								
Pace Analytical Services - Melville								
Benzene	<1.0	ug/L	1.0	1		10/27/25 23:23	71-43-2	
Bromodichloromethane	<1.0	ug/L	1.0	1		10/27/25 23:23	75-27-4	
Bromoform	<1.0	ug/L	1.0	1		10/27/25 23:23	75-25-2	
n-Butylbenzene	<1.0	ug/L	1.0	1		10/27/25 23:23	104-51-8	
tert-Butylbenzene	<1.0	ug/L	1.0	1		10/27/25 23:23	98-06-6	
Carbon tetrachloride	<1.0	ug/L	1.0	1		10/27/25 23:23	56-23-5	
Chlorobenzene	<1.0	ug/L	1.0	1		10/27/25 23:23	108-90-7	
Chloroethane	<1.0	ug/L	1.0	1		10/27/25 23:23	75-00-3	
Chloroform	<1.0	ug/L	1.0	1		10/27/25 23:23	67-66-3	
Dibromochloromethane	<1.0	ug/L	1.0	1		10/27/25 23:23	124-48-1	
1,2-Dichlorobenzene	<1.0	ug/L	1.0	1		10/27/25 23:23	95-50-1	
1,3-Dichlorobenzene	<1.0	ug/L	1.0	1		10/27/25 23:23	541-73-1	
1,4-Dichlorobenzene	<1.0	ug/L	1.0	1		10/27/25 23:23	106-46-7	
Dichlorodifluoromethane	<1.0	ug/L	1.0	1		10/27/25 23:23	75-71-8	
1,1-Dichloroethane	<1.0	ug/L	1.0	1		10/27/25 23:23	75-34-3	
1,2-Dichloroethane	<1.0	ug/L	1.0	1		10/27/25 23:23	107-06-2	
1,1-Dichloroethene	<1.0	ug/L	1.0	1		10/27/25 23:23	75-35-4	
cis-1,2-Dichloroethene	<1.0	ug/L	1.0	1		10/27/25 23:23	156-59-2	
trans-1,2-Dichloroethene	<1.0	ug/L	1.0	1		10/27/25 23:23	156-60-5	
1,2-Dichloropropane	<1.0	ug/L	1.0	1		10/27/25 23:23	78-87-5	
Ethylbenzene	<1.0	ug/L	1.0	1		10/27/25 23:23	100-41-4	

## REPORT OF LABORATORY ANALYSIS

This report shall not be reproduced, except in full,  
without the written consent of Pace Analytical Services, LLC.



### ANALYTICAL RESULTS

Project: OLD BETHPAGE LANDFILL 10/24

Pace Project No.: 70387674

Sample: MW-08B_10/24/25	Lab ID: 70387674001	Collected: 10/24/25 11:00	Received: 10/24/25 16:23	Matrix: Water				
Parameters	Results	Units	Report Limit	DF	Prepared	Analyzed	CAS No.	Qual
<b>8260D Volatile Organics</b>								
Analytical Method: EPA 8260D/5030C								
Pace Analytical Services - Melville								
Isopropylbenzene (Cumene)	<1.0	ug/L	1.0	1		10/27/25 23:23	98-82-8	
Methylene Chloride	<1.0	ug/L	1.0	1		10/27/25 23:23	75-09-2	
Tetrachloroethene	<1.0	ug/L	1.0	1		10/27/25 23:23	127-18-4	
Toluene	<1.0	ug/L	1.0	1		10/27/25 23:23	108-88-3	
1,1,1-Trichloroethane	<1.0	ug/L	1.0	1		10/27/25 23:23	71-55-6	
Trichloroethene	<1.0	ug/L	1.0	1		10/27/25 23:23	79-01-6	
Vinyl chloride	<1.0	ug/L	1.0	1		10/27/25 23:23	75-01-4	
Xylene (Total)	<3.0	ug/L	3.0	1		10/27/25 23:23	1330-20-7	
m&p-Xylene	<2.0	ug/L	2.0	1		10/27/25 23:23	179601-23-1	
o-Xylene	<1.0	ug/L	1.0	1		10/27/25 23:23	95-47-6	
<b>Surrogates</b>								
1,2-Dichloroethane-d4 (S)	99	%	80-120	1		10/27/25 23:23	17060-07-0	
4-Bromofluorobenzene (S)	99	%	80-120	1		10/27/25 23:23	460-00-4	
Toluene-d8 (S)	96	%	80-120	1		10/27/25 23:23	2037-26-5	
<b>NB 420.4 Phenolics, Total</b>								
Analytical Method: EPA 420.4, Rev 1.0 Preparation Method: EPA 420.4, Rev 1.0								
Pace Analytical Services - Newburgh								
Phenolics, Total Recoverable	0.0068J	mg/L	0.010	1	11/06/25 18:30	11/07/25 15:45		
<b>2320B Alkalinity</b>								
Analytical Method: SM 2320B-2011								
Pace Analytical Services - Melville								
Alkalinity, Total(CaCO3) pH4.5	25.0	mg/L	5.0	1		11/03/25 12:59		
Alkalinity,Bicarbonate (CaCO3)	25.0	mg/L	5.0	1		11/03/25 12:59		
Alkalinity,Carbonate (CaCO3)	<5.0	mg/L	5.0	1		11/03/25 12:59		
<b>2540C Total Dissolved Solids</b>								
Analytical Method: SM 2540C-2015								
Pace Analytical Services - Melville								
Total Dissolved Solids	385	mg/L	25.0	1		10/31/25 11:41		
<b>Chromium, Hexavalent</b>								
Analytical Method: SM 3500-Cr B-2011								
Pace Analytical Services - Melville								
Chromium, Hexavalent	<0.020	mg/L	0.020	1		10/25/25 08:48	18540-29-9	
<b>300.0 IC Anions 28 Days</b>								
Analytical Method: EPA 300.0								
Pace Analytical Services - Melville								
Chloride	226	mg/L	8.0	4		11/13/25 15:02	16887-00-6	
Sulfate	35.1	mg/L	5.0	1		11/11/25 03:58	14808-79-8	
<b>351.2 Total Kjeldahl Nitrogen</b>								
Analytical Method: EPA 351.2 Preparation Method: EPA 351.2								
Pace Analytical Services - Melville								
Nitrogen, Kjeldahl, Total	0.40	mg/L	0.10	1	11/05/25 06:25	11/05/25 13:28	7727-37-9	
<b>353.2 Nitrogen, NO2/NO3 pres.</b>								
Analytical Method: EPA 353.2								
Pace Analytical Services - Melville								
Nitrate-Nitrite (as N)	2.3	mg/L	0.050	1		11/06/25 16:38	7727-37-9	

### REPORT OF LABORATORY ANALYSIS

This report shall not be reproduced, except in full,  
without the written consent of Pace Analytical Services, LLC.



### ANALYTICAL RESULTS

Project: OLD BETHPAGE LANDFILL 10/24

Pace Project No.: 70387674

Sample: MW-08B_10/24/25		Lab ID: 70387674001		Collected: 10/24/25 11:00	Received: 10/24/25 16:23	Matrix: Water		
Parameters	Results	Units	Report Limit	DF	Prepared	Analyzed	CAS No.	Qual
<b>353.2 Nitrogen, NO2</b>		Analytical Method: EPA 353.2 Pace Analytical Services - Melville						
Nitrite as N	<0.050	mg/L	0.050	1		10/25/25 01:42	14797-65-0	
<b>SM 4500 CNE Cyanide, Total</b>		Analytical Method: SM 4500-CN-E-2016 Preparation Method: SM 4500-CN-C-2016 Pace Analytical Services - Melville						
Cyanide	<10.0	ug/L	10.0	1	10/27/25 15:00	10/27/25 17:04	57-12-5	
<b>4500 Ammonia Water</b>		Analytical Method: SM 4500 NH3 H-2011 Pace Analytical Services - Melville						
Nitrogen, Ammonia	0.075J	mg/L	0.10	1		11/04/25 15:39	7664-41-7	

### REPORT OF LABORATORY ANALYSIS

This report shall not be reproduced, except in full,  
without the written consent of Pace Analytical Services, LLC.



### ANALYTICAL RESULTS

Project: OLD BETHPAGE LANDFILL 10/24

Pace Project No.: 70387674

Sample: MW-08B\_10/24/25 DISS Lab ID: 70387674002 Collected: 10/24/25 11:00 Received: 10/24/25 16:23 Matrix: Water

Parameters	Results	Units	Report Limit	DF	Prepared	Analyzed	CAS No.	Qual
<b>200.7 Metals, Dissolved</b>		Analytical Method: EPA 200.7 Pace Analytical Services - Melville						
Aluminum, Dissolved	85.6J	ug/L	200	1		11/03/25 11:47	7429-90-5	B
Barium, Dissolved	50.2J	ug/L	200	1		11/03/25 11:47	7440-39-3	
Calcium, Dissolved	16500	ug/L	200	1		11/03/25 11:47	7440-70-2	
Chromium, Dissolved	<10.0	ug/L	10.0	1		11/03/25 11:47	7440-47-3	
Copper, Dissolved	<25.0	ug/L	25.0	1		11/03/25 11:47	7440-50-8	
Iron, Dissolved	<20.0	ug/L	20.0	1		11/03/25 11:47	7439-89-6	
Lead, Dissolved	<5.0	ug/L	5.0	1		11/03/25 11:47	7439-92-1	
Magnesium, Dissolved	4930	ug/L	1000	1		11/03/25 11:47	7439-95-4	
Manganese, Dissolved	297	ug/L	10.0	1		11/03/25 11:47	7439-96-5	
Nickel, Dissolved	9.2J	ug/L	40.0	1		11/03/25 11:47	7440-02-0	
Potassium, Dissolved	9370	ug/L	5000	1		11/03/25 11:47	7440-09-7	
Sodium, Dissolved	110000	ug/L	5000	1		11/03/25 11:47	7440-23-5	
Zinc, Dissolved	6.1J	ug/L	20.0	1		11/03/25 11:47	7440-66-6	
<b>245.1 Mercury, Dissolved</b>		Analytical Method: EPA 245.1 Preparation Method: EPA 245.1 Pace Analytical Services - Melville						
Mercury, Dissolved	0.042J	ug/L	0.20	1	11/05/25 06:00	11/05/25 14:20	7439-97-6	

### REPORT OF LABORATORY ANALYSIS

This report shall not be reproduced, except in full, without the written consent of Pace Analytical Services, LLC.



## ANALYTICAL RESULTS

Project: OLD BETHPAGE LANDFILL 10/24

Pace Project No.: 70387674

Sample: MW-08A_10/24/25	Lab ID: 70387674003	Collected: 10/24/25 12:00	Received: 10/24/25 16:23	Matrix: Water				
Parameters	Results	Units	Report Limit	DF	Prepared	Analyzed	CAS No.	Qual
<b>200.7 Metals, Total</b>		Analytical Method: EPA 200.7 Preparation Method: EPA 200.7 Pace Analytical Services - Melville						
Aluminum	122J	ug/L	200	1	11/03/25 07:03	11/03/25 13:44	7429-90-5	B
Barium	73.6J	ug/L	200	1	11/03/25 07:03	11/03/25 13:44	7440-39-3	
Calcium	9590	ug/L	200	1	11/03/25 07:03	11/03/25 13:44	7440-70-2	
Chromium	<10.0	ug/L	10.0	1	11/03/25 07:03	11/03/25 13:44	7440-47-3	
Copper	<25.0	ug/L	25.0	1	11/03/25 07:03	11/03/25 13:44	7440-50-8	
Iron	<20.0	ug/L	20.0	1	11/03/25 07:03	11/03/25 13:44	7439-89-6	
Lead	<5.0	ug/L	5.0	1	11/03/25 07:03	11/03/25 13:44	7439-92-1	
Magnesium	4930	ug/L	200	1	11/03/25 07:03	11/03/25 13:44	7439-95-4	
Manganese	113	ug/L	10.0	1	11/03/25 07:03	11/03/25 13:44	7439-96-5	
Nickel	10.9J	ug/L	40.0	1	11/03/25 07:03	11/03/25 13:44	7440-02-0	
Potassium	6460	ug/L	5000	1	11/03/25 07:03	11/03/25 13:44	7440-09-7	
Sodium	17200	ug/L	5000	1	11/03/25 07:03	11/03/25 13:44	7440-23-5	
Zinc	8.2J	ug/L	20.0	1	11/03/25 07:03	11/03/25 13:44	7440-66-6	
<b>2340B Hardness, Total (Calc.)</b>		Analytical Method: SM 2340B-2011 Pace Analytical Services - Melville						
Tot Hardness asCaCO3 (SM 2340B)	44200	ug/L	830	1		11/03/25 13:44		
<b>245.1 Mercury</b>		Analytical Method: EPA 245.1 Preparation Method: EPA 245.1 Pace Analytical Services - Melville						
Mercury	0.075J	ug/L	0.20	1	11/03/25 07:16	11/03/25 15:26	7439-97-6	B
<b>8260D Volatile Organics</b>		Analytical Method: EPA 8260D/5030C Pace Analytical Services - Melville						
Benzene	<1.0	ug/L	1.0	1		10/27/25 23:41	71-43-2	
Bromodichloromethane	<1.0	ug/L	1.0	1		10/27/25 23:41	75-27-4	
Bromoform	<1.0	ug/L	1.0	1		10/27/25 23:41	75-25-2	
n-Butylbenzene	<1.0	ug/L	1.0	1		10/27/25 23:41	104-51-8	
tert-Butylbenzene	<1.0	ug/L	1.0	1		10/27/25 23:41	98-06-6	
Carbon tetrachloride	<1.0	ug/L	1.0	1		10/27/25 23:41	56-23-5	
Chlorobenzene	<1.0	ug/L	1.0	1		10/27/25 23:41	108-90-7	
Chloroethane	<1.0	ug/L	1.0	1		10/27/25 23:41	75-00-3	
Chloroform	<1.0	ug/L	1.0	1		10/27/25 23:41	67-66-3	
Dibromochloromethane	<1.0	ug/L	1.0	1		10/27/25 23:41	124-48-1	
1,2-Dichlorobenzene	<1.0	ug/L	1.0	1		10/27/25 23:41	95-50-1	
1,3-Dichlorobenzene	<1.0	ug/L	1.0	1		10/27/25 23:41	541-73-1	
1,4-Dichlorobenzene	<1.0	ug/L	1.0	1		10/27/25 23:41	106-46-7	
Dichlorodifluoromethane	<1.0	ug/L	1.0	1		10/27/25 23:41	75-71-8	
1,1-Dichloroethane	<1.0	ug/L	1.0	1		10/27/25 23:41	75-34-3	
1,2-Dichloroethane	<1.0	ug/L	1.0	1		10/27/25 23:41	107-06-2	
1,1-Dichloroethene	<1.0	ug/L	1.0	1		10/27/25 23:41	75-35-4	
cis-1,2-Dichloroethene	13.2	ug/L	1.0	1		10/27/25 23:41	156-59-2	
trans-1,2-Dichloroethene	<1.0	ug/L	1.0	1		10/27/25 23:41	156-60-5	
1,2-Dichloropropane	<1.0	ug/L	1.0	1		10/27/25 23:41	78-87-5	
Ethylbenzene	<1.0	ug/L	1.0	1		10/27/25 23:41	100-41-4	

## REPORT OF LABORATORY ANALYSIS

This report shall not be reproduced, except in full,  
without the written consent of Pace Analytical Services, LLC.



## ANALYTICAL RESULTS

Project: OLD BETHPAGE LANDFILL 10/24

Pace Project No.: 70387674

Sample: MW-08A_10/24/25	Lab ID: 70387674003	Collected: 10/24/25 12:00	Received: 10/24/25 16:23	Matrix: Water				
Parameters	Results	Units	Report Limit	DF	Prepared	Analyzed	CAS No.	Qual
<b>8260D Volatile Organics</b>		Analytical Method: EPA 8260D/5030C Pace Analytical Services - Melville						
Isopropylbenzene (Cumene)	<1.0	ug/L	1.0	1		10/27/25 23:41	98-82-8	
Methylene Chloride	<1.0	ug/L	1.0	1		10/27/25 23:41	75-09-2	
Tetrachloroethene	8.1	ug/L	1.0	1		10/27/25 23:41	127-18-4	
Toluene	<1.0	ug/L	1.0	1		10/27/25 23:41	108-88-3	
1,1,1-Trichloroethane	<1.0	ug/L	1.0	1		10/27/25 23:41	71-55-6	
Trichloroethene	0.80J	ug/L	1.0	1		10/27/25 23:41	79-01-6	
Vinyl chloride	<1.0	ug/L	1.0	1		10/27/25 23:41	75-01-4	
Xylene (Total)	<3.0	ug/L	3.0	1		10/27/25 23:41	1330-20-7	
m&p-Xylene	<2.0	ug/L	2.0	1		10/27/25 23:41	179601-23-1	
o-Xylene	<1.0	ug/L	1.0	1		10/27/25 23:41	95-47-6	
<b>Surrogates</b>								
1,2-Dichloroethane-d4 (S)	96	%	80-120	1		10/27/25 23:41	17060-07-0	
4-Bromofluorobenzene (S)	100	%	80-120	1		10/27/25 23:41	460-00-4	
Toluene-d8 (S)	97	%	80-120	1		10/27/25 23:41	2037-26-5	
<b>NB 420.4 Phenolics, Total</b>		Analytical Method: EPA 420.4, Rev 1.0 Preparation Method: EPA 420.4, Rev 1.0 Pace Analytical Services - Newburgh						
Phenolics, Total Recoverable	<0.010	mg/L	0.010	1	11/06/25 18:30	11/07/25 15:47		
<b>2320B Alkalinity</b>		Analytical Method: SM 2320B-2011 Pace Analytical Services - Melville						
Alkalinity, Total(CaCO3) pH4.5	6.5	mg/L	5.0	1		11/03/25 13:02		
Alkalinity,Bicarbonate (CaCO3)	6.5	mg/L	5.0	1		11/03/25 13:02		
Alkalinity,Carbonate (CaCO3)	<5.0	mg/L	5.0	1		11/03/25 13:02		
<b>2540C Total Dissolved Solids</b>		Analytical Method: SM 2540C-2015 Pace Analytical Services - Melville						
Total Dissolved Solids	109	mg/L	25.0	1		10/31/25 11:41		
<b>Chromium, Hexavalent</b>		Analytical Method: SM 3500-Cr B-2011 Pace Analytical Services - Melville						
Chromium, Hexavalent	<0.020	mg/L	0.020	1		10/25/25 08:48	18540-29-9	
<b>300.0 IC Anions 28 Days</b>		Analytical Method: EPA 300.0 Pace Analytical Services - Melville						
Chloride	32.0	mg/L	2.0	1		11/11/25 04:16	16887-00-6	
Sulfate	29.8	mg/L	5.0	1		11/11/25 04:16	14808-79-8	
<b>351.2 Total Kjeldahl Nitrogen</b>		Analytical Method: EPA 351.2 Preparation Method: EPA 351.2 Pace Analytical Services - Melville						
Nitrogen, Kjeldahl, Total	0.46	mg/L	0.10	1	11/05/25 06:25	11/05/25 13:30	7727-37-9	
<b>353.2 Nitrogen, NO2/NO3 pres.</b>		Analytical Method: EPA 353.2 Pace Analytical Services - Melville						
Nitrate-Nitrite (as N)	1.6	mg/L	0.050	1		11/06/25 16:39	7727-37-9	

## REPORT OF LABORATORY ANALYSIS

This report shall not be reproduced, except in full,  
without the written consent of Pace Analytical Services, LLC.



### ANALYTICAL RESULTS

Project: OLD BETHPAGE LANDFILL 10/24

Pace Project No.: 70387674

Sample: MW-08A_10/24/25		Lab ID: 70387674003		Collected: 10/24/25 12:00	Received: 10/24/25 16:23	Matrix: Water		
Parameters	Results	Units	Report Limit	DF	Prepared	Analyzed	CAS No.	Qual
<b>353.2 Nitrogen, NO2</b>		Analytical Method: EPA 353.2 Pace Analytical Services - Melville						
Nitrite as N	<0.050	mg/L	0.050	1		10/25/25 01:45	14797-65-0	
<b>SM 4500 CNE Cyanide, Total</b>		Analytical Method: SM 4500-CN-E-2016 Preparation Method: SM 4500-CN-C-2016 Pace Analytical Services - Melville						
Cyanide	<10.0	ug/L	10.0	1	10/27/25 15:00	10/27/25 17:05	57-12-5	
<b>4500 Ammonia Water</b>		Analytical Method: SM 4500 NH3 H-2011 Pace Analytical Services - Melville						
Nitrogen, Ammonia	<0.10	mg/L	0.10	1		11/04/25 15:40	7664-41-7	

### REPORT OF LABORATORY ANALYSIS

This report shall not be reproduced, except in full,  
without the written consent of Pace Analytical Services, LLC.



### ANALYTICAL RESULTS

Project: OLD BETHPAGE LANDFILL 10/24

Pace Project No.: 70387674

Sample: MW-08A\_10/24/25 DISS Lab ID: 70387674004 Collected: 10/24/25 12:00 Received: 10/24/25 16:23 Matrix: Water

Parameters	Results	Units	Report Limit	DF	Prepared	Analyzed	CAS No.	Qual
<b>200.7 Metals, Dissolved</b>		Analytical Method: EPA 200.7 Pace Analytical Services - Melville						
Aluminum, Dissolved	79.1J	ug/L	200	1		11/03/25 11:48	7429-90-5	B
Barium, Dissolved	43.7J	ug/L	200	1		11/03/25 11:48	7440-39-3	
Calcium, Dissolved	8380	ug/L	200	1		11/03/25 11:48	7440-70-2	
Chromium, Dissolved	<10.0	ug/L	10.0	1		11/03/25 11:48	7440-47-3	
Copper, Dissolved	<25.0	ug/L	25.0	1		11/03/25 11:48	7440-50-8	
Iron, Dissolved	<20.0	ug/L	20.0	1		11/03/25 11:48	7439-89-6	
Lead, Dissolved	<5.0	ug/L	5.0	1		11/03/25 11:48	7439-92-1	
Magnesium, Dissolved	4410	ug/L	1000	1		11/03/25 11:48	7439-95-4	
Manganese, Dissolved	49.7	ug/L	10.0	1		11/03/25 11:48	7439-96-5	
Nickel, Dissolved	8.6J	ug/L	40.0	1		11/03/25 11:48	7440-02-0	
Potassium, Dissolved	6380	ug/L	5000	1		11/03/25 11:48	7440-09-7	
Sodium, Dissolved	17400	ug/L	5000	1		11/03/25 11:48	7440-23-5	
Zinc, Dissolved	<20.0	ug/L	20.0	1		11/03/25 11:48	7440-66-6	
<b>245.1 Mercury, Dissolved</b>		Analytical Method: EPA 245.1 Preparation Method: EPA 245.1 Pace Analytical Services - Melville						
Mercury, Dissolved	<0.20	ug/L	0.20	1	11/05/25 06:00	11/05/25 14:22	7439-97-6	

### REPORT OF LABORATORY ANALYSIS

This report shall not be reproduced, except in full, without the written consent of Pace Analytical Services, LLC.



## ANALYTICAL RESULTS

Project: OLD BETHPAGE LANDFILL 10/24

Pace Project No.: 70387674

Sample: BLIND Lab ID: 70387674005 Collected: 10/24/25 00:00 Received: 10/24/25 16:23 Matrix: Water  
DUPLICATE\_10/24/25

Parameters	Results	Units	Report Limit	DF	Prepared	Analyzed	CAS No.	Qual
<b>200.7 Metals, Total</b>								
Analytical Method: EPA 200.7 Preparation Method: EPA 200.7								
Pace Analytical Services - Melville								
Aluminum	98.4J	ug/L	200	1	11/03/25 07:03	11/03/25 13:58	7429-90-5	B
Barium	75.0J	ug/L	200	1	11/03/25 07:03	11/03/25 13:58	7440-39-3	
Calcium	17700	ug/L	200	1	11/03/25 07:03	11/03/25 13:58	7440-70-2	
Chromium	<10.0	ug/L	10.0	1	11/03/25 07:03	11/03/25 13:58	7440-47-3	
Copper	<25.0	ug/L	25.0	1	11/03/25 07:03	11/03/25 13:58	7440-50-8	
Iron	<20.0	ug/L	20.0	1	11/03/25 07:03	11/03/25 13:58	7439-89-6	
Lead	<5.0	ug/L	5.0	1	11/03/25 07:03	11/03/25 13:58	7439-92-1	
Magnesium	4850	ug/L	200	1	11/03/25 07:03	11/03/25 13:58	7439-95-4	
Manganese	589	ug/L	10.0	1	11/03/25 07:03	11/03/25 13:58	7439-96-5	
Nickel	13.5J	ug/L	40.0	1	11/03/25 07:03	11/03/25 13:58	7440-02-0	
Potassium	8490	ug/L	5000	1	11/03/25 07:03	11/03/25 13:58	7440-09-7	
Sodium	100000	ug/L	5000	1	11/03/25 07:03	11/03/25 13:58	7440-23-5	M1
Zinc	30.0	ug/L	20.0	1	11/03/25 07:03	11/03/25 13:58	7440-66-6	
<b>2340B Hardness, Total (Calc.)</b>								
Analytical Method: SM 2340B-2011								
Pace Analytical Services - Melville								
Tot Hardness asCaCO3 (SM 2340B)	64200	ug/L	830	1		11/03/25 13:58		
<b>245.1 Mercury</b>								
Analytical Method: EPA 245.1 Preparation Method: EPA 245.1								
Pace Analytical Services - Melville								
Mercury	0.090J	ug/L	0.20	1	11/03/25 07:16	11/03/25 15:31	7439-97-6	B
<b>8260D Volatile Organics</b>								
Analytical Method: EPA 8260D/5030C								
Pace Analytical Services - Melville								
Benzene	<1.0	ug/L	1.0	1		10/27/25 23:59	71-43-2	
Bromodichloromethane	<1.0	ug/L	1.0	1		10/27/25 23:59	75-27-4	
Bromoform	<1.0	ug/L	1.0	1		10/27/25 23:59	75-25-2	
n-Butylbenzene	<1.0	ug/L	1.0	1		10/27/25 23:59	104-51-8	
tert-Butylbenzene	<1.0	ug/L	1.0	1		10/27/25 23:59	98-06-6	
Carbon tetrachloride	<1.0	ug/L	1.0	1		10/27/25 23:59	56-23-5	
Chlorobenzene	<1.0	ug/L	1.0	1		10/27/25 23:59	108-90-7	
Chloroethane	<1.0	ug/L	1.0	1		10/27/25 23:59	75-00-3	
Chloroform	<1.0	ug/L	1.0	1		10/27/25 23:59	67-66-3	
Dibromochloromethane	<1.0	ug/L	1.0	1		10/27/25 23:59	124-48-1	
1,2-Dichlorobenzene	<1.0	ug/L	1.0	1		10/27/25 23:59	95-50-1	
1,3-Dichlorobenzene	<1.0	ug/L	1.0	1		10/27/25 23:59	541-73-1	
1,4-Dichlorobenzene	<1.0	ug/L	1.0	1		10/27/25 23:59	106-46-7	
Dichlorodifluoromethane	<1.0	ug/L	1.0	1		10/27/25 23:59	75-71-8	
1,1-Dichloroethane	<1.0	ug/L	1.0	1		10/27/25 23:59	75-34-3	
1,2-Dichloroethane	<1.0	ug/L	1.0	1		10/27/25 23:59	107-06-2	
1,1-Dichloroethene	<1.0	ug/L	1.0	1		10/27/25 23:59	75-35-4	
cis-1,2-Dichloroethene	<1.0	ug/L	1.0	1		10/27/25 23:59	156-59-2	
trans-1,2-Dichloroethene	<1.0	ug/L	1.0	1		10/27/25 23:59	156-60-5	
1,2-Dichloropropane	<1.0	ug/L	1.0	1		10/27/25 23:59	78-87-5	
Ethylbenzene	<1.0	ug/L	1.0	1		10/27/25 23:59	100-41-4	

## REPORT OF LABORATORY ANALYSIS

This report shall not be reproduced, except in full,  
without the written consent of Pace Analytical Services, LLC.



### ANALYTICAL RESULTS

Project: OLD BETHPAGE LANDFILL 10/24

Pace Project No.: 70387674

**Sample:** BLIND **Lab ID:** 70387674005 **Collected:** 10/24/25 00:00 **Received:** 10/24/25 16:23 **Matrix:** Water  
**DUPLICATE\_10/24/25**

Parameters	Results	Units	Report Limit	DF	Prepared	Analyzed	CAS No.	Qual
<b>8260D Volatile Organics</b>		Analytical Method: EPA 8260D/5030C Pace Analytical Services - Melville						
Isopropylbenzene (Cumene)	<1.0	ug/L	1.0	1		10/27/25 23:59	98-82-8	
Methylene Chloride	<1.0	ug/L	1.0	1		10/27/25 23:59	75-09-2	
Tetrachloroethene	<1.0	ug/L	1.0	1		10/27/25 23:59	127-18-4	
Toluene	<1.0	ug/L	1.0	1		10/27/25 23:59	108-88-3	
1,1,1-Trichloroethane	<1.0	ug/L	1.0	1		10/27/25 23:59	71-55-6	
Trichloroethene	<1.0	ug/L	1.0	1		10/27/25 23:59	79-01-6	
Vinyl chloride	<1.0	ug/L	1.0	1		10/27/25 23:59	75-01-4	
Xylene (Total)	<3.0	ug/L	3.0	1		10/27/25 23:59	1330-20-7	
m&p-Xylene	<2.0	ug/L	2.0	1		10/27/25 23:59	179601-23-1	
o-Xylene	<1.0	ug/L	1.0	1		10/27/25 23:59	95-47-6	
<b>Surrogates</b>								
1,2-Dichloroethane-d4 (S)	97	%	80-120	1		10/27/25 23:59	17060-07-0	
4-Bromofluorobenzene (S)	99	%	80-120	1		10/27/25 23:59	460-00-4	
Toluene-d8 (S)	96	%	80-120	1		10/27/25 23:59	2037-26-5	
<b>NB 420.4 Phenolics, Total</b>		Analytical Method: EPA 420.4, Rev 1.0 Preparation Method: EPA 420.4, Rev 1.0 Pace Analytical Services - Newburgh						
Phenolics, Total Recoverable	<0.010	mg/L	0.010	1	11/06/25 18:30	11/07/25 15:48		
<b>2320B Alkalinity</b>		Analytical Method: SM 2320B-2011 Pace Analytical Services - Melville						
Alkalinity, Total(CaCO3) pH4.5	28.0	mg/L	5.0	1		11/03/25 13:05		
Alkalinity,Bicarbonate (CaCO3)	28.0	mg/L	5.0	1		11/03/25 13:05		
Alkalinity,Carbonate (CaCO3)	<5.0	mg/L	5.0	1		11/03/25 13:05		
<b>2540C Total Dissolved Solids</b>		Analytical Method: SM 2540C-2015 Pace Analytical Services - Melville						
Total Dissolved Solids	396	mg/L	25.0	1		10/31/25 11:41		
<b>Chromium, Hexavalent</b>		Analytical Method: SM 3500-Cr B-2011 Pace Analytical Services - Melville						
Chromium, Hexavalent	<0.020	mg/L	0.020	1		10/25/25 08:47	18540-29-9	H1
<b>300.0 IC Anions 28 Days</b>		Analytical Method: EPA 300.0 Pace Analytical Services - Melville						
Chloride	225	mg/L	8.0	4		11/13/25 15:20	16887-00-6	
Sulfate	35.1	mg/L	5.0	1		11/11/25 04:33	14808-79-8	
<b>351.2 Total Kjeldahl Nitrogen</b>		Analytical Method: EPA 351.2 Preparation Method: EPA 351.2 Pace Analytical Services - Melville						
Nitrogen, Kjeldahl, Total	<0.10	mg/L	0.10	1	11/05/25 06:25	11/05/25 13:31	7727-37-9	

### REPORT OF LABORATORY ANALYSIS

This report shall not be reproduced, except in full,  
without the written consent of Pace Analytical Services, LLC.



### ANALYTICAL RESULTS

Project: OLD BETHPAGE LANDFILL 10/24

Pace Project No.: 70387674

Sample: <b>BLIND</b>		Lab ID: <b>70387674005</b>	Collected: 10/24/25 00:00	Received: 10/24/25 16:23	Matrix: Water			
DUPLICATE_10/24/25								
Parameters	Results	Units	Report Limit	DF	Prepared	Analyzed	CAS No.	Qual
<b>353.2 Nitrogen, NO2/NO3 pres.</b>		Analytical Method: EPA 353.2 Pace Analytical Services - Melville						
Nitrate-Nitrite (as N)	<b>2.4</b>	mg/L	0.050	1		11/06/25 16:40	7727-37-9	
<b>353.2 Nitrogen, NO2</b>		Analytical Method: EPA 353.2 Pace Analytical Services - Melville						
Nitrite as N	<b>&lt;0.050</b>	mg/L	0.050	1		10/25/25 01:25	14797-65-0	
<b>SM 4500 CNE Cyanide, Total</b>		Analytical Method: SM 4500-CN-E-2016 Preparation Method: SM 4500-CN-C-2016 Pace Analytical Services - Melville						
Cyanide	<b>&lt;10.0</b>	ug/L	10.0	1	10/27/25 15:00	10/27/25 17:06	57-12-5	
<b>4500 Ammonia Water</b>		Analytical Method: SM 4500 NH3 H-2011 Pace Analytical Services - Melville						
Nitrogen, Ammonia	<b>0.059J</b>	mg/L	0.10	1		11/04/25 15:42	7664-41-7	

### REPORT OF LABORATORY ANALYSIS

This report shall not be reproduced, except in full,  
without the written consent of Pace Analytical Services, LLC.



### ANALYTICAL RESULTS

Project: OLD BETHPAGE LANDFILL 10/24

Pace Project No.: 70387674

Sample: **BLIND** Lab ID: **70387674006** Collected: 10/24/25 00:00 Received: 10/24/25 16:23 Matrix: Water  
**DUPLICATE\_10/24/25 DISS**

Parameters	Results	Units	Report Limit	DF	Prepared	Analyzed	CAS No.	Qual
<b>200.7 Metals, Dissolved</b>		Analytical Method: EPA 200.7 Pace Analytical Services - Melville						
Aluminum, Dissolved	<b>82.0J</b>	ug/L	200	1		11/03/25 11:50	7429-90-5	B
Barium, Dissolved	<b>53.0J</b>	ug/L	200	1		11/03/25 11:50	7440-39-3	
Calcium, Dissolved	<b>16700</b>	ug/L	200	1		11/03/25 11:50	7440-70-2	
Chromium, Dissolved	<b>&lt;10.0</b>	ug/L	10.0	1		11/03/25 11:50	7440-47-3	
Copper, Dissolved	<b>&lt;25.0</b>	ug/L	25.0	1		11/03/25 11:50	7440-50-8	
Iron, Dissolved	<b>&lt;20.0</b>	ug/L	20.0	1		11/03/25 11:50	7439-89-6	
Lead, Dissolved	<b>&lt;5.0</b>	ug/L	5.0	1		11/03/25 11:50	7439-92-1	
Magnesium, Dissolved	<b>4950</b>	ug/L	1000	1		11/03/25 11:50	7439-95-4	
Manganese, Dissolved	<b>319</b>	ug/L	10.0	1		11/03/25 11:50	7439-96-5	
Nickel, Dissolved	<b>10.1J</b>	ug/L	40.0	1		11/03/25 11:50	7440-02-0	
Potassium, Dissolved	<b>9380</b>	ug/L	5000	1		11/03/25 11:50	7440-09-7	
Sodium, Dissolved	<b>110000</b>	ug/L	5000	1		11/03/25 11:50	7440-23-5	
Zinc, Dissolved	<b>6.3J</b>	ug/L	20.0	1		11/03/25 11:50	7440-66-6	
<b>245.1 Mercury, Dissolved</b>		Analytical Method: EPA 245.1 Preparation Method: EPA 245.1 Pace Analytical Services - Melville						
Mercury, Dissolved	<b>0.038J</b>	ug/L	0.20	1	11/05/25 06:00	11/05/25 14:23	7439-97-6	

### REPORT OF LABORATORY ANALYSIS

This report shall not be reproduced, except in full,  
without the written consent of Pace Analytical Services, LLC.



### ANALYTICAL RESULTS

Project: OLD BETHPAGE LANDFILL 10/24

Pace Project No.: 70387674

Sample: Trip Blank-10/24/2025	Lab ID: 70387674007	Collected: 10/24/25 00:00	Received: 10/24/25 16:23	Matrix: Water				
Parameters	Results	Units	Report Limit	DF	Prepared	Analyzed	CAS No.	Qual
<b>8260D Volatile Organics</b>		Analytical Method: EPA 8260D/5030C Pace Analytical Services - Melville						
Benzene	<1.0	ug/L	1.0	1		10/28/25 00:18	71-43-2	
Bromodichloromethane	<1.0	ug/L	1.0	1		10/28/25 00:18	75-27-4	
Bromoform	<1.0	ug/L	1.0	1		10/28/25 00:18	75-25-2	
n-Butylbenzene	<1.0	ug/L	1.0	1		10/28/25 00:18	104-51-8	
tert-Butylbenzene	<1.0	ug/L	1.0	1		10/28/25 00:18	98-06-6	
Carbon tetrachloride	<1.0	ug/L	1.0	1		10/28/25 00:18	56-23-5	
Chlorobenzene	<1.0	ug/L	1.0	1		10/28/25 00:18	108-90-7	
Chloroethane	<1.0	ug/L	1.0	1		10/28/25 00:18	75-00-3	
Chloroform	<1.0	ug/L	1.0	1		10/28/25 00:18	67-66-3	
Dibromochloromethane	<1.0	ug/L	1.0	1		10/28/25 00:18	124-48-1	
1,2-Dichlorobenzene	<1.0	ug/L	1.0	1		10/28/25 00:18	95-50-1	
1,3-Dichlorobenzene	<1.0	ug/L	1.0	1		10/28/25 00:18	541-73-1	
1,4-Dichlorobenzene	<1.0	ug/L	1.0	1		10/28/25 00:18	106-46-7	
Dichlorodifluoromethane	<1.0	ug/L	1.0	1		10/28/25 00:18	75-71-8	
1,1-Dichloroethane	<1.0	ug/L	1.0	1		10/28/25 00:18	75-34-3	
1,2-Dichloroethane	<1.0	ug/L	1.0	1		10/28/25 00:18	107-06-2	
1,1-Dichloroethene	<1.0	ug/L	1.0	1		10/28/25 00:18	75-35-4	
cis-1,2-Dichloroethene	<1.0	ug/L	1.0	1		10/28/25 00:18	156-59-2	
trans-1,2-Dichloroethene	<1.0	ug/L	1.0	1		10/28/25 00:18	156-60-5	
1,2-Dichloropropane	<1.0	ug/L	1.0	1		10/28/25 00:18	78-87-5	
Ethylbenzene	<1.0	ug/L	1.0	1		10/28/25 00:18	100-41-4	
Isopropylbenzene (Cumene)	<1.0	ug/L	1.0	1		10/28/25 00:18	98-82-8	
Methylene Chloride	<1.0	ug/L	1.0	1		10/28/25 00:18	75-09-2	
Tetrachloroethene	<1.0	ug/L	1.0	1		10/28/25 00:18	127-18-4	
Toluene	<1.0	ug/L	1.0	1		10/28/25 00:18	108-88-3	
1,1,1-Trichloroethane	<1.0	ug/L	1.0	1		10/28/25 00:18	71-55-6	
Trichloroethene	<1.0	ug/L	1.0	1		10/28/25 00:18	79-01-6	
Vinyl chloride	<1.0	ug/L	1.0	1		10/28/25 00:18	75-01-4	
Xylene (Total)	<3.0	ug/L	3.0	1		10/28/25 00:18	1330-20-7	
m&p-Xylene	<2.0	ug/L	2.0	1		10/28/25 00:18	179601-23-1	
o-Xylene	<1.0	ug/L	1.0	1		10/28/25 00:18	95-47-6	
<b>Surrogates</b>								
1,2-Dichloroethane-d4 (S)	95	%	80-120	1		10/28/25 00:18	17060-07-0	
4-Bromofluorobenzene (S)	96	%	80-120	1		10/28/25 00:18	460-00-4	
Toluene-d8 (S)	94	%	80-120	1		10/28/25 00:18	2037-26-5	

### REPORT OF LABORATORY ANALYSIS

This report shall not be reproduced, except in full,  
without the written consent of Pace Analytical Services, LLC.



**QUALITY CONTROL DATA**

Project: OLD BETHPAGE LANDFILL 10/24

Pace Project No.: 70387674

QC Batch:	426356	Analysis Method:	EPA 200.7
QC Batch Method:	EPA 200.7	Analysis Description:	200.7 Metals, Dissolved
		Laboratory:	Pace Analytical Services - Melville

Associated Lab Samples: 70387674002, 70387674004, 70387674006

METHOD BLANK: 2275235 Matrix: Water

Associated Lab Samples: 70387674002, 70387674004, 70387674006

Parameter	Units	Blank Result	Reporting Limit	Analyzed	Qualifiers
Aluminum, Dissolved	ug/L	46.8J	200	11/03/25 10:52	
Barium, Dissolved	ug/L	<200	200	11/03/25 10:52	
Calcium, Dissolved	ug/L	<200	200	11/03/25 10:52	
Chromium, Dissolved	ug/L	<10.0	10.0	11/03/25 10:52	
Copper, Dissolved	ug/L	<25.0	25.0	11/03/25 10:52	
Iron, Dissolved	ug/L	<20.0	20.0	11/03/25 10:52	
Lead, Dissolved	ug/L	<5.0	5.0	11/03/25 10:52	
Magnesium, Dissolved	ug/L	<1000	1000	11/03/25 10:52	
Manganese, Dissolved	ug/L	<10.0	10.0	11/03/25 10:52	
Nickel, Dissolved	ug/L	<40.0	40.0	11/03/25 10:52	
Potassium, Dissolved	ug/L	<5000	5000	11/03/25 10:52	
Sodium, Dissolved	ug/L	<5000	5000	11/03/25 10:52	
Zinc, Dissolved	ug/L	<20.0	20.0	11/03/25 10:52	

LABORATORY CONTROL SAMPLE: 2275236

Parameter	Units	Spike Conc.	LCS Result	LCS % Rec	% Rec Limits	Qualifiers
Aluminum, Dissolved	ug/L	25000	25200	101	85-115	
Barium, Dissolved	ug/L	500	508	102	85-115	
Calcium, Dissolved	ug/L	25000	25800	103	85-115	
Chromium, Dissolved	ug/L	500	505	101	85-115	
Copper, Dissolved	ug/L	500	516	103	85-115	
Iron, Dissolved	ug/L	12500	13000	104	85-115	
Lead, Dissolved	ug/L	500	514	103	85-115	
Magnesium, Dissolved	ug/L	25000	25700	103	85-115	
Manganese, Dissolved	ug/L	500	508	102	85-115	
Nickel, Dissolved	ug/L	500	506	101	85-115	
Potassium, Dissolved	ug/L	25000	24600	98	85-115	
Sodium, Dissolved	ug/L	25000	25500	102	85-115	
Zinc, Dissolved	ug/L	500	504	101	85-115	

MATRIX SPIKE SAMPLE: 2275238

Parameter	Units	70386899003 Result	Spike Conc.	MS Result	MS % Rec	% Rec Limits	Qualifiers
Aluminum, Dissolved	ug/L	67.0J	12500	13300	106	70-130	
Barium, Dissolved	ug/L	18.5J	500	570	110	70-130	
Calcium, Dissolved	ug/L	11300	12500	29400	145	70-130 M1	

Results presented on this page are in the units indicated by the "Units" column except where an alternate unit is presented to the right of the result.

**REPORT OF LABORATORY ANALYSIS**

This report shall not be reproduced, except in full, without the written consent of Pace Analytical Services, LLC.



**QUALITY CONTROL DATA**

Project: OLD BETHPAGE LANDFILL 10/24

Pace Project No.: 70387674

MATRIX SPIKE SAMPLE: 2275238		70386899003	Spike	MS	MS	% Rec	
Parameter	Units	Result	Conc.	Result	% Rec	Limits	Qualifiers
Chromium, Dissolved	ug/L	<10.0	500	526	105	70-130	
Copper, Dissolved	ug/L	<25.0	500	538	108	70-130	
Iron, Dissolved	ug/L	<20.0	5000	5270	105	70-130	
Lead, Dissolved	ug/L	<5.0	500	520	104	70-130	
Magnesium, Dissolved	ug/L	8240	12500	22400	113	70-130	
Manganese, Dissolved	ug/L	1010	500	3240	446	70-130	M1
Nickel, Dissolved	ug/L	<40.0	500	509	101	70-130	
Potassium, Dissolved	ug/L	19100	12500	31600	100	70-130	
Sodium, Dissolved	ug/L	47800	12500	59800	96	70-130	
Zinc, Dissolved	ug/L	<20.0	500	532	106	70-130	

MATRIX SPIKE SAMPLE: 2275240		70386899005	Spike	MS	MS	% Rec	
Parameter	Units	Result	Conc.	Result	% Rec	Limits	Qualifiers
Aluminum, Dissolved	ug/L	77.5J	12500	13000	103	70-130	
Barium, Dissolved	ug/L	23.7J	500	579	111	70-130	
Calcium, Dissolved	ug/L	6660	12500	23400	134	70-130	M1
Chromium, Dissolved	ug/L	<10.0	500	513	103	70-130	
Copper, Dissolved	ug/L	<25.0	500	529	106	70-130	
Iron, Dissolved	ug/L	<20.0	5000	5150	103	70-130	
Lead, Dissolved	ug/L	<5.0	500	511	102	70-130	
Magnesium, Dissolved	ug/L	5410	12500	19300	111	70-130	
Manganese, Dissolved	ug/L	119	500	889	154	70-130	M1
Nickel, Dissolved	ug/L	<40.0	500	500	100	70-130	
Potassium, Dissolved	ug/L	12200	12500	24500	98	70-130	
Sodium, Dissolved	ug/L	63300	12500	72300	72	70-130	
Zinc, Dissolved	ug/L	<20.0	500	521	104	70-130	

SAMPLE DUPLICATE: 2275237		70386899003	Dup	RPD	Qualifiers
Parameter	Units	Result	Result		
Aluminum, Dissolved	ug/L	67.0J	70.4J		
Barium, Dissolved	ug/L	18.5J	17.0J		
Calcium, Dissolved	ug/L	11300	10500	7	
Chromium, Dissolved	ug/L	<10.0	<10.0		
Copper, Dissolved	ug/L	<25.0	<25.0		
Iron, Dissolved	ug/L	<20.0	<20.0		
Lead, Dissolved	ug/L	<5.0	<5.0		
Magnesium, Dissolved	ug/L	8240	7820	5	
Manganese, Dissolved	ug/L	1010	905	11	
Nickel, Dissolved	ug/L	<40.0	<40.0		
Potassium, Dissolved	ug/L	19100	19000	1	
Sodium, Dissolved	ug/L	47800	47600	0	
Zinc, Dissolved	ug/L	<20.0	<20.0		

Results presented on this page are in the units indicated by the "Units" column except where an alternate unit is presented to the right of the result.

**REPORT OF LABORATORY ANALYSIS**

This report shall not be reproduced, except in full,  
without the written consent of Pace Analytical Services, LLC.



### QUALITY CONTROL DATA

Project: OLD BETHPAGE LANDFILL 10/24

Pace Project No.: 70387674

SAMPLE DUPLICATE: 2275239

Parameter	Units	70386899005 Result	Dup Result	RPD	Qualifiers
Aluminum, Dissolved	ug/L	77.5J	68.7J		
Barium, Dissolved	ug/L	23.7J	22.8J		
Calcium, Dissolved	ug/L	6660	6460	3	
Chromium, Dissolved	ug/L	<10.0	<10.0		
Copper, Dissolved	ug/L	<25.0	<25.0		
Iron, Dissolved	ug/L	<20.0	<20.0		
Lead, Dissolved	ug/L	<5.0	<5.0		
Magnesium, Dissolved	ug/L	5410	5270	3	
Manganese, Dissolved	ug/L	119	111	7	
Nickel, Dissolved	ug/L	<40.0	<40.0		
Potassium, Dissolved	ug/L	12200	11900	2	
Sodium, Dissolved	ug/L	63300	61900	2	
Zinc, Dissolved	ug/L	<20.0	<20.0		

Results presented on this page are in the units indicated by the "Units" column except where an alternate unit is presented to the right of the result.

### REPORT OF LABORATORY ANALYSIS

This report shall not be reproduced, except in full,  
without the written consent of Pace Analytical Services, LLC.



**QUALITY CONTROL DATA**

Project: OLD BETHPAGE LANDFILL 10/24  
 Pace Project No.: 70387674

QC Batch: 426340 Analysis Method: EPA 245.1  
 QC Batch Method: EPA 245.1 Analysis Description: 245.1 Mercury  
 Laboratory: Pace Analytical Services - Melville  
 Associated Lab Samples: 70387674001, 70387674003, 70387674005

METHOD BLANK: 2275201 Matrix: Water  
 Associated Lab Samples: 70387674001, 70387674003, 70387674005

Parameter	Units	Blank Result	Reporting Limit	Analyzed	Qualifiers
Mercury	ug/L	0.030J	0.20	11/03/25 15:04	

LABORATORY CONTROL SAMPLE: 2275202

Parameter	Units	Spike Conc.	LCS Result	LCS % Rec	% Rec Limits	Qualifiers
Mercury	ug/L	1	1.1	109	85-115	

MATRIX SPIKE SAMPLE: 2275203

Parameter	Units	70387674005 Result	Spike Conc.	MS Result	MS % Rec	% Rec Limits	Qualifiers
Mercury	ug/L	0.090J	1	1.3	119	70-130	

MATRIX SPIKE SAMPLE: 2275623

Parameter	Units	70387674003 Result	Spike Conc.	MS Result	MS % Rec	% Rec Limits	Qualifiers
Mercury	ug/L	0.075J	1	1.3	122	70-130	

SAMPLE DUPLICATE: 2275204

Parameter	Units	70387674005 Result	Dup Result	RPD	Qualifiers
Mercury	ug/L	0.090J	0.084J		

SAMPLE DUPLICATE: 2275624

Parameter	Units	70387674003 Result	Dup Result	RPD	Qualifiers
Mercury	ug/L	0.075J	0.061J		

Results presented on this page are in the units indicated by the "Units" column except where an alternate unit is presented to the right of the result.

**REPORT OF LABORATORY ANALYSIS**

This report shall not be reproduced, except in full,  
 without the written consent of Pace Analytical Services, LLC.



**QUALITY CONTROL DATA**

Project: OLD BETHPAGE LANDFILL 10/24

Pace Project No.: 70387674

QC Batch:	426638	Analysis Method:	EPA 245.1
QC Batch Method:	EPA 245.1	Analysis Description:	245.1 Mercury - Dissolved
		Laboratory:	Pace Analytical Services - Melville

Associated Lab Samples: 70387674002, 70387674004, 70387674006

METHOD BLANK: 2277011 Matrix: Water  
 Associated Lab Samples: 70387674002, 70387674004, 70387674006

Parameter	Units	Blank Result	Reporting Limit	Analyzed	Qualifiers
Mercury, Dissolved	ug/L	<0.20	0.20	11/05/25 14:11	

LABORATORY CONTROL SAMPLE: 2277012

Parameter	Units	Spike Conc.	LCS Result	LCS % Rec	% Rec Limits	Qualifiers
Mercury, Dissolved	ug/L	1	1.0	102	85-115	

MATRIX SPIKE SAMPLE: 2277013

Parameter	Units	70387947018 Result	Spike Conc.	MS Result	MS % Rec	% Rec Limits	Qualifiers
Mercury, Dissolved	ug/L	0.031J	1	0.97	94	70-130	

MATRIX SPIKE SAMPLE: 2277015

Parameter	Units	70387674006 Result	Spike Conc.	MS Result	MS % Rec	% Rec Limits	Qualifiers
Mercury, Dissolved	ug/L	0.038J	1	1.0	96	70-130	

SAMPLE DUPLICATE: 2277014

Parameter	Units	70387947018 Result	Dup Result	RPD	Qualifiers
Mercury, Dissolved	ug/L	0.031J	0.031J		

SAMPLE DUPLICATE: 2277016

Parameter	Units	70387674006 Result	Dup Result	RPD	Qualifiers
Mercury, Dissolved	ug/L	0.038J	0.040J		

Results presented on this page are in the units indicated by the "Units" column except where an alternate unit is presented to the right of the result.

**REPORT OF LABORATORY ANALYSIS**

This report shall not be reproduced, except in full, without the written consent of Pace Analytical Services, LLC.



**QUALITY CONTROL DATA**

Project: OLD BETHPAGE LANDFILL 10/24

Pace Project No.: 70387674

QC Batch: 426337 Analysis Method: EPA 200.7  
 QC Batch Method: EPA 200.7 Analysis Description: 200.7 Metals, Total  
 Laboratory: Pace Analytical Services - Melville

Associated Lab Samples: 70387674001, 70387674003, 70387674005

METHOD BLANK: 2275187 Matrix: Water

Associated Lab Samples: 70387674001, 70387674003, 70387674005

Parameter	Units	Blank Result	Reporting Limit	Analyzed	Qualifiers
Aluminum	ug/L	38.2J	200	11/03/25 13:23	
Barium	ug/L	<200	200	11/03/25 13:23	
Calcium	ug/L	<200	200	11/03/25 13:23	
Chromium	ug/L	<10.0	10.0	11/03/25 13:23	
Copper	ug/L	<25.0	25.0	11/03/25 13:23	
Iron	ug/L	<20.0	20.0	11/03/25 13:23	
Lead	ug/L	<5.0	5.0	11/03/25 13:23	
Magnesium	ug/L	<200	200	11/03/25 13:23	
Manganese	ug/L	<10.0	10.0	11/03/25 13:23	
Nickel	ug/L	<40.0	40.0	11/03/25 13:23	
Potassium	ug/L	<5000	5000	11/03/25 13:23	
Sodium	ug/L	<5000	5000	11/03/25 13:23	
Zinc	ug/L	<20.0	20.0	11/03/25 13:23	

LABORATORY CONTROL SAMPLE: 2275188

Parameter	Units	Spike Conc.	LCS Result	LCS % Rec	% Rec Limits	Qualifiers
Aluminum	ug/L	25000	23800	95	85-115	
Barium	ug/L	500	491	98	85-115	
Calcium	ug/L	25000	25100	100	85-115	
Chromium	ug/L	500	476	95	85-115	
Copper	ug/L	500	509	102	85-115	
Iron	ug/L	12500	12600	101	85-115	
Lead	ug/L	500	491	98	85-115	
Magnesium	ug/L	25000	24700	99	85-115	
Manganese	ug/L	500	488	98	85-115	
Nickel	ug/L	500	484	97	85-115	
Potassium	ug/L	25000	23600	94	85-115	
Sodium	ug/L	25000	24200	97	85-115	
Zinc	ug/L	500	480	96	85-115	

MATRIX SPIKE SAMPLE: 2275617

Parameter	Units	70387674003 Result	Spike Conc.	MS Result	MS % Rec	% Rec Limits	Qualifiers
Aluminum	ug/L	122J	12500	13700	109	70-130	
Barium	ug/L	73.6J	500	634	112	70-130	
Calcium	ug/L	9590	12500	23800	114	70-130	

Results presented on this page are in the units indicated by the "Units" column except where an alternate unit is presented to the right of the result.

**REPORT OF LABORATORY ANALYSIS**

This report shall not be reproduced, except in full, without the written consent of Pace Analytical Services, LLC.



**QUALITY CONTROL DATA**

Project: OLD BETHPAGE LANDFILL 10/24

Pace Project No.: 70387674

MATRIX SPIKE SAMPLE: 2275617		70387674003	Spike	MS	MS	% Rec	
Parameter	Units	Result	Conc.	Result	% Rec	Limits	Qualifiers
Chromium	ug/L	<10.0	500	544	109	70-130	
Copper	ug/L	<25.0	500	587	117	70-130	
Iron	ug/L	<20.0	5000	5680	114	70-130	
Lead	ug/L	<5.0	500	563	113	70-130	
Magnesium	ug/L	4930	12500	18700	110	70-130	
Manganese	ug/L	113	500	665	110	70-130	
Nickel	ug/L	10.9J	500	541	106	70-130	
Potassium	ug/L	6460	12500	19700	106	70-130	
Sodium	ug/L	17200	12500	31100	111	70-130	
Zinc	ug/L	8.2J	500	558	110	70-130	

MATRIX SPIKE SAMPLE: 2275619		70387674005	Spike	MS	MS	% Rec	
Parameter	Units	Result	Conc.	Result	% Rec	Limits	Qualifiers
Aluminum	ug/L	98.4J	12500	13100	104	70-130	
Barium	ug/L	75.0J	500	617	108	70-130	
Calcium	ug/L	17700	12500	32700	120	70-130	
Chromium	ug/L	<10.0	500	520	104	70-130	
Copper	ug/L	<25.0	500	561	112	70-130	
Iron	ug/L	<20.0	5000	5410	108	70-130	
Lead	ug/L	<5.0	500	536	107	70-130	
Magnesium	ug/L	4850	12500	18300	108	70-130	
Manganese	ug/L	589	500	1160	114	70-130	
Nickel	ug/L	13.5J	500	521	102	70-130	
Potassium	ug/L	8490	12500	22800	114	70-130	
Sodium	ug/L	100000	12500	122000	176	70-130 M1	
Zinc	ug/L	30.0	500	556	105	70-130	

SAMPLE DUPLICATE: 2275616		70387674003	Dup	RPD	Qualifiers
Parameter	Units	Result	Result		
Aluminum	ug/L	122J	121J		
Barium	ug/L	73.6J	75.4J		
Calcium	ug/L	9590	9880	3	
Chromium	ug/L	<10.0	<10.0		
Copper	ug/L	<25.0	<25.0		
Iron	ug/L	<20.0	24.3		
Lead	ug/L	<5.0	<5.0		
Magnesium	ug/L	4930	5060	3	
Manganese	ug/L	113	117	3	
Nickel	ug/L	10.9J	11.0J		
Potassium	ug/L	6460	6560	2	
Sodium	ug/L	17200	17600	2	
Zinc	ug/L	8.2J	7.9J		

Results presented on this page are in the units indicated by the "Units" column except where an alternate unit is presented to the right of the result.

**REPORT OF LABORATORY ANALYSIS**

This report shall not be reproduced, except in full,  
without the written consent of Pace Analytical Services, LLC.



### QUALITY CONTROL DATA

Project: OLD BETHPAGE LANDFILL 10/24

Pace Project No.: 70387674

SAMPLE DUPLICATE: 2275618

Parameter	Units	70387674005 Result	Dup Result	RPD	Qualifiers
Aluminum	ug/L	98.4J	96.6J		
Barium	ug/L	75.0J	82.7J		
Calcium	ug/L	17700	19500	10	
Chromium	ug/L	<10.0	<10.0		
Copper	ug/L	<25.0	<25.0		
Iron	ug/L	<20.0	<20.0		
Lead	ug/L	<5.0	<5.0		
Magnesium	ug/L	4850	5330		9
Manganese	ug/L	589	649		10
Nickel	ug/L	13.5J	14.4J		
Potassium	ug/L	8490	9390		10
Sodium	ug/L	100000	110000		10
Zinc	ug/L	30.0	32.5		8

Results presented on this page are in the units indicated by the "Units" column except where an alternate unit is presented to the right of the result.

### REPORT OF LABORATORY ANALYSIS

This report shall not be reproduced, except in full,  
without the written consent of Pace Analytical Services, LLC.



**QUALITY CONTROL DATA**

Project: OLD BETHPAGE LANDFILL 10/24

Pace Project No.: 70387674

QC Batch: 425395 Analysis Method: EPA 8260D/5030C

QC Batch Method: EPA 8260D/5030C Analysis Description: 8260D MSV

Laboratory: Pace Analytical Services - Melville

Associated Lab Samples: 70387674001, 70387674003, 70387674005, 70387674007

METHOD BLANK: 2269544 Matrix: Water

Associated Lab Samples: 70387674001, 70387674003, 70387674005, 70387674007

Parameter	Units	Blank Result	Reporting Limit	Analyzed	Qualifiers
1,1,1-Trichloroethane	ug/L	<1.0	1.0	10/27/25 19:23	
1,1-Dichloroethane	ug/L	<1.0	1.0	10/27/25 19:23	
1,1-Dichloroethene	ug/L	<1.0	1.0	10/27/25 19:23	
1,2-Dichlorobenzene	ug/L	<1.0	1.0	10/27/25 19:23	
1,2-Dichloroethane	ug/L	<1.0	1.0	10/27/25 19:23	
1,2-Dichloropropane	ug/L	<1.0	1.0	10/27/25 19:23	
1,3-Dichlorobenzene	ug/L	<1.0	1.0	10/27/25 19:23	
1,4-Dichlorobenzene	ug/L	<1.0	1.0	10/27/25 19:23	
Benzene	ug/L	<1.0	1.0	10/27/25 19:23	
Bromodichloromethane	ug/L	<1.0	1.0	10/27/25 19:23	
Bromoform	ug/L	<1.0	1.0	10/27/25 19:23	
Carbon tetrachloride	ug/L	<1.0	1.0	10/27/25 19:23	
Chlorobenzene	ug/L	<1.0	1.0	10/27/25 19:23	
Chloroethane	ug/L	<1.0	1.0	10/27/25 19:23	
Chloroform	ug/L	<1.0	1.0	10/27/25 19:23	
cis-1,2-Dichloroethene	ug/L	<1.0	1.0	10/27/25 19:23	
Dibromochloromethane	ug/L	<1.0	1.0	10/27/25 19:23	
Dichlorodifluoromethane	ug/L	<1.0	1.0	10/27/25 19:23	
Ethylbenzene	ug/L	<1.0	1.0	10/27/25 19:23	
Isopropylbenzene (Cumene)	ug/L	<1.0	1.0	10/27/25 19:23	
m&p-Xylene	ug/L	<2.0	2.0	10/27/25 19:23	
Methylene Chloride	ug/L	<1.0	1.0	10/27/25 19:23	
n-Butylbenzene	ug/L	<1.0	1.0	10/27/25 19:23	
o-Xylene	ug/L	<1.0	1.0	10/27/25 19:23	
tert-Butylbenzene	ug/L	<1.0	1.0	10/27/25 19:23	
Tetrachloroethene	ug/L	<1.0	1.0	10/27/25 19:23	
Toluene	ug/L	<1.0	1.0	10/27/25 19:23	
trans-1,2-Dichloroethene	ug/L	<1.0	1.0	10/27/25 19:23	
Trichloroethene	ug/L	<1.0	1.0	10/27/25 19:23	
Vinyl chloride	ug/L	<1.0	1.0	10/27/25 19:23	
Xylene (Total)	ug/L	<3.0	3.0	10/27/25 19:23	
1,2-Dichloroethane-d4 (S)	%	97	80-120	10/27/25 19:23	
4-Bromofluorobenzene (S)	%	99	80-120	10/27/25 19:23	
Toluene-d8 (S)	%	96	80-120	10/27/25 19:23	

LABORATORY CONTROL SAMPLE: 2269545

Parameter	Units	Spike Conc.	LCS Result	LCS % Rec	% Rec Limits	Qualifiers
1,1,1-Trichloroethane	ug/L	50	47.6	95	72-122	

Results presented on this page are in the units indicated by the "Units" column except where an alternate unit is presented to the right of the result.

**REPORT OF LABORATORY ANALYSIS**

This report shall not be reproduced, except in full, without the written consent of Pace Analytical Services, LLC.



**QUALITY CONTROL DATA**

Project: OLD BETHPAGE LANDFILL 10/24

Pace Project No.: 70387674

LABORATORY CONTROL SAMPLE: 2269545

Parameter	Units	Spike Conc.	LCS Result	LCS % Rec	% Rec Limits	Qualifiers
1,1-Dichloroethane	ug/L	50	49.2	98	72-131	
1,1-Dichloroethene	ug/L	50	44.8	90	71-128	
1,2-Dichlorobenzene	ug/L	50	46.7	93	75-112	
1,2-Dichloroethane	ug/L	50	49.4	99	74-118	
1,2-Dichloropropane	ug/L	50	47.8	96	75-121	
1,3-Dichlorobenzene	ug/L	50	46.1	92	72-119	
1,4-Dichlorobenzene	ug/L	50	46.0	92	74-114	
Benzene	ug/L	50	47.2	94	74-121	
Bromodichloromethane	ug/L	50	49.5	99	76-121	
Bromoform	ug/L	50	44.1	88	60-135	
Carbon tetrachloride	ug/L	50	46.3	93	69-129	
Chlorobenzene	ug/L	50	48.3	97	82-113	
Chloroethane	ug/L	50	37.8	76	59-140	
Chloroform	ug/L	50	52.6	105	78-126	
cis-1,2-Dichloroethene	ug/L	50	52.4	105	78-128	
Dibromochloromethane	ug/L	50	47.0	94	70-125	
Dichlorodifluoromethane	ug/L	50	40.3	81	22-145	
Ethylbenzene	ug/L	50	45.8	92	79-113	
Isopropylbenzene (Cumene)	ug/L	50	44.7	89	73-117	
m&p-Xylene	ug/L	100	92.4	92	81-113	
Methylene Chloride	ug/L	50	49.0	98	70-127	
n-Butylbenzene	ug/L	50	47.0	94	71-124	
o-Xylene	ug/L	50	44.8	90	79-112	
tert-Butylbenzene	ug/L	50	43.8	88	69-120	
Tetrachloroethene	ug/L	50	44.6	89	76-123	
Toluene	ug/L	50	46.9	94	82-118	
trans-1,2-Dichloroethene	ug/L	50	49.1	98	73-130	
Trichloroethene	ug/L	50	45.7	91	82-123	
Vinyl chloride	ug/L	50	38.0	76	51-144	
Xylene (Total)	ug/L	150	137	91	81-112	
1,2-Dichloroethane-d4 (S)	%			102	80-120	
4-Bromofluorobenzene (S)	%			103	80-120	
Toluene-d8 (S)	%			94	80-120	

MATRIX SPIKE & MATRIX SPIKE DUPLICATE: 2270527 2270528

Parameter	Units	70387154004		MS		MSD		MS		MSD		% Rec Limits	RPD	Qual
		Result	Conc.	Spike Conc.	Spike Conc.	Result	Result	% Rec	% Rec					
1,1,1-Trichloroethane	ug/L	<1.0	50	50	54.2	53.7	108	107	69-137	1				
1,1-Dichloroethane	ug/L	<1.0	50	50	55.9	53.2	112	106	74-136	5				
1,1-Dichloroethene	ug/L	<1.0	50	50	46.0	50.8	92	102	74-138	10				
1,2-Dichlorobenzene	ug/L	<1.0	50	50	50.5	49.8	101	100	75-119	1				
1,2-Dichloroethane	ug/L	<1.0	50	50	51.8	50.0	104	100	74-121	4				
1,2-Dichloropropane	ug/L	<1.0	50	50	51.7	49.5	103	99	75-127	4				
1,3-Dichlorobenzene	ug/L	<1.0	50	50	50.5	49.3	101	99	70-123	2				

Results presented on this page are in the units indicated by the "Units" column except where an alternate unit is presented to the right of the result.

**REPORT OF LABORATORY ANALYSIS**

This report shall not be reproduced, except in full, without the written consent of Pace Analytical Services, LLC.



**QUALITY CONTROL DATA**

Project: OLD BETHPAGE LANDFILL 10/24

Pace Project No.: 70387674

Parameter	70387154004		MS		MSD		MS		MSD		% Rec	Limits	RPD	Qual
	Units	Result	Spike Conc.	MS Spike Conc.	MS Result	MSD Result	% Rec	% Rec						
1,4-Dichlorobenzene	ug/L	<1.0	50	50	50.5	50.5	101	101	74-120	0				
Benzene	ug/L	<1.0	50	50	52.4	50.5	105	101	70-133	4				
Bromodichloromethane	ug/L	<1.0	50	50	52.3	51.3	105	103	76-129	2				
Bromoform	ug/L	<1.0	50	50	44.6	44.5	89	89	51-140	0				
Carbon tetrachloride	ug/L	<1.0	50	50	54.9	52.7	110	105	59-146	4				
Chlorobenzene	ug/L	<1.0	50	50	55.8	52.4	112	105	77-124	6				
Chloroethane	ug/L	<1.0	50	50	45.9	43.5	92	87	56-158	5				
Chloroform	ug/L	<1.0	50	50	57.4	57.1	115	114	80-133	1				
cis-1,2-Dichloroethene	ug/L	<1.0	50	50	58.0	56.8	116	114	78-135	2				
Dibromochloromethane	ug/L	<1.0	50	50	49.3	47.9	99	96	65-132	3				
Dichlorodifluoromethane	ug/L	<1.0	50	50	49.3	45.8	99	92	13-157	7				
Ethylbenzene	ug/L	<1.0	50	50	53.6	50.8	107	102	71-126	5				
Isopropylbenzene (Cumene)	ug/L	<1.0	50	50	51.5	49.9	103	100	76-126	3				
m&p-Xylene	ug/L	<2.0	100	100	109	101	109	101	78-120	7				
Methylene Chloride	ug/L	<1.0	50	50	56.2	52.2	112	104	73-132	7				
n-Butylbenzene	ug/L	<1.0	50	50	48.7	48.3	97	97	70-137	1				
o-Xylene	ug/L	<1.0	50	50	51.5	48.8	103	98	74-121	5				
tert-Butylbenzene	ug/L	<1.0	50	50	49.0	47.4	98	95	72-128	3				
Tetrachloroethene	ug/L	10.8	50	50	63.3	59.2	105	97	72-131	7				
Toluene	ug/L	<1.0	50	50	53.3	51.1	107	102	72-135	4				
trans-1,2-Dichloroethene	ug/L	<1.0	50	50	61.0	55.2	122	110	77-138	10				
Trichloroethene	ug/L	<1.0	50	50	53.1	51.6	105	102	79-137	3				
Vinyl chloride	ug/L	<1.0	50	50	48.0	43.9	96	88	48-158	9				
Xylene (Total)	ug/L	<3.0	150	150	160	150	107	100	77-120	7				
1,2-Dichloroethane-d4 (S)	%						98	100	80-120					
4-Bromofluorobenzene (S)	%						102	102	80-120					
Toluene-d8 (S)	%						97	93	80-120					

Results presented on this page are in the units indicated by the "Units" column except where an alternate unit is presented to the right of the result.

**REPORT OF LABORATORY ANALYSIS**

This report shall not be reproduced, except in full, without the written consent of Pace Analytical Services, LLC.



**QUALITY CONTROL DATA**

Project: OLD BETHPAGE LANDFILL 10/24  
 Pace Project No.: 70387674

QC Batch: 427121 Analysis Method: EPA 420.4, Rev 1.0  
 QC Batch Method: EPA 420.4, Rev 1.0 Analysis Description: NB 420.4 Phenolics  
 Laboratory: Pace Analytical Services - Newburgh  
 Associated Lab Samples: 70387674001, 70387674003, 70387674005

METHOD BLANK: 2280538 Matrix: Water  
 Associated Lab Samples: 70387674001, 70387674003, 70387674005

Parameter	Units	Blank Result	Reporting Limit	Analyzed	Qualifiers
Phenolics, Total Recoverable	mg/L	<0.010	0.010	11/07/25 15:17	

LABORATORY CONTROL SAMPLE: 2280539

Parameter	Units	Spike Conc.	LCS Result	LCS % Rec	% Rec Limits	Qualifiers
Phenolics, Total Recoverable	mg/L	0.042	0.040	94	50.5-150	

MATRIX SPIKE SAMPLE: 2280540

Parameter	Units	70388185001 Result	Spike Conc.	MS Result	MS % Rec	% Rec Limits	Qualifiers
Phenolics, Total Recoverable	mg/L	ND	0.03	0.014	48	56-125	M1

SAMPLE DUPLICATE: 2280541

Parameter	Units	70388185001 Result	Dup Result	RPD	Qualifiers
Phenolics, Total Recoverable	mg/L	ND	<0.010		

Results presented on this page are in the units indicated by the "Units" column except where an alternate unit is presented to the right of the result.

**REPORT OF LABORATORY ANALYSIS**

This report shall not be reproduced, except in full,  
 without the written consent of Pace Analytical Services, LLC.



**QUALITY CONTROL DATA**

Project: OLD BETHPAGE LANDFILL 10/24

Pace Project No.: 70387674

QC Batch: 426344 Analysis Method: SM 2320B-2011  
 QC Batch Method: SM 2320B-2011 Analysis Description: 2320B Alkalinity, High Level  
 Laboratory: Pace Analytical Services - Melville  
 Associated Lab Samples: 70387674001, 70387674003, 70387674005

METHOD BLANK: 2275216 Matrix: Water  
 Associated Lab Samples: 70387674001, 70387674003, 70387674005

Parameter	Units	Blank Result	Reporting Limit	Analyzed	Qualifiers
Alkalinity, Total(CaCO3) pH4.5	mg/L	ND	2.5	11/03/25 09:14	
Alkalinity,Bicarbonate (CaCO3)	mg/L	ND	2.5	11/03/25 09:14	
Alkalinity,Carbonate (CaCO3)	mg/L	ND	2.5	11/03/25 09:14	

LABORATORY CONTROL SAMPLE: 2275217

Parameter	Units	Spike Conc.	LCS Result	LCS % Rec	% Rec Limits	Qualifiers
Alkalinity, Total(CaCO3) pH4.5	mg/L	125	129	103	80-120	
Alkalinity,Bicarbonate (CaCO3)	mg/L		<5.0			
Alkalinity,Carbonate (CaCO3)	mg/L	125	128	102	80-120	

MATRIX SPIKE SAMPLE: 2275219

Parameter	Units	70388350001 Result	Spike Conc.	MS Result	MS % Rec	% Rec Limits	Qualifiers
Alkalinity, Total(CaCO3) pH4.5	mg/L	6620	625	7200	93	75-125	
Alkalinity,Bicarbonate (CaCO3)	mg/L	6620		7200			
Alkalinity,Carbonate (CaCO3)	mg/L	<5.0	625	<5.0	0	75-125 M1	

SAMPLE DUPLICATE: 2275218

Parameter	Units	70388350001 Result	Dup Result	RPD	Qualifiers
Alkalinity, Total(CaCO3) pH4.5	mg/L	6620	6420	3	
Alkalinity,Bicarbonate (CaCO3)	mg/L	6620	6420	3	
Alkalinity,Carbonate (CaCO3)	mg/L	<5.0	<5.0		

Results presented on this page are in the units indicated by the "Units" column except where an alternate unit is presented to the right of the result.

**REPORT OF LABORATORY ANALYSIS**

This report shall not be reproduced, except in full, without the written consent of Pace Analytical Services, LLC.



**QUALITY CONTROL DATA**

Project: OLD BETHPAGE LANDFILL 10/24

Pace Project No.: 70387674

QC Batch: 426071 Analysis Method: SM 2540C-2015  
 QC Batch Method: SM 2540C-2015 Analysis Description: 2540C Total Dissolved Solids  
 Laboratory: Pace Analytical Services - Melville  
 Associated Lab Samples: 70387674001, 70387674003, 70387674005

METHOD BLANK: 2273863 Matrix: Water  
 Associated Lab Samples: 70387674001, 70387674003, 70387674005

Parameter	Units	Blank Result	Reporting Limit	Analyzed	Qualifiers
Total Dissolved Solids	mg/L	ND	5.0	10/31/25 11:40	

LABORATORY CONTROL SAMPLE: 2273864

Parameter	Units	Spike Conc.	LCS Result	LCS % Rec	% Rec Limits	Qualifiers
Total Dissolved Solids	mg/L	500	494	99	85-115	

MATRIX SPIKE SAMPLE: 2273866

Parameter	Units	70388512001 Result	Spike Conc.	MS Result	MS % Rec	% Rec Limits	Qualifiers
Total Dissolved Solids	mg/L	548	600	1150	100	75-125	

MATRIX SPIKE SAMPLE: 2274830

Parameter	Units	70387876001 Result	Spike Conc.	MS Result	MS % Rec	% Rec Limits	Qualifiers
Total Dissolved Solids	mg/L	580	600	1190	101	75-125	

SAMPLE DUPLICATE: 2273865

Parameter	Units	70388512001 Result	Dup Result	RPD	Qualifiers
Total Dissolved Solids	mg/L	548	550	0	

SAMPLE DUPLICATE: 2274829

Parameter	Units	70387876001 Result	Dup Result	RPD	Qualifiers
Total Dissolved Solids	mg/L	580	600	3	

Results presented on this page are in the units indicated by the "Units" column except where an alternate unit is presented to the right of the result.

**REPORT OF LABORATORY ANALYSIS**

This report shall not be reproduced, except in full, without the written consent of Pace Analytical Services, LLC.



**QUALITY CONTROL DATA**

Project: OLD BETHPAGE LANDFILL 10/24  
 Pace Project No.: 70387674

QC Batch: 425172 Analysis Method: SM 3500-Cr B-2011  
 QC Batch Method: SM 3500-Cr B-2011 Analysis Description: Chromium, Hexavalent by 3500  
 Laboratory: Pace Analytical Services - Melville  
 Associated Lab Samples: 70387674001, 70387674003, 70387674005

METHOD BLANK: 2268133 Matrix: Water  
 Associated Lab Samples: 70387674001, 70387674003, 70387674005

Parameter	Units	Blank Result	Reporting Limit	Analyzed	Qualifiers
Chromium, Hexavalent	mg/L	<0.020	0.020	10/25/25 08:47	

LABORATORY CONTROL SAMPLE: 2268134

Parameter	Units	Spike Conc.	LCS Result	LCS % Rec	% Rec Limits	Qualifiers
Chromium, Hexavalent	mg/L	0.2	0.20	99	85-115	

MATRIX SPIKE SAMPLE: 2268135

Parameter	Units	70387674003 Result	Spike Conc.	MS Result	MS % Rec	% Rec Limits	Qualifiers
Chromium, Hexavalent	mg/L	<0.020	0.2	0.20	98	75-125	

SAMPLE DUPLICATE: 2268136

Parameter	Units	70387674003 Result	Dup Result	RPD	Qualifiers
Chromium, Hexavalent	mg/L	<0.020	<0.020		

Results presented on this page are in the units indicated by the "Units" column except where an alternate unit is presented to the right of the result.

**REPORT OF LABORATORY ANALYSIS**

This report shall not be reproduced, except in full,  
 without the written consent of Pace Analytical Services, LLC.



**QUALITY CONTROL DATA**

Project: OLD BETHPAGE LANDFILL 10/24

Pace Project No.: 70387674

QC Batch: 427528 Analysis Method: EPA 300.0  
 QC Batch Method: EPA 300.0 Analysis Description: 300.0 IC Anions  
 Laboratory: Pace Analytical Services - Melville

Associated Lab Samples: 70387674001, 70387674003, 70387674005

METHOD BLANK: 2282959 Matrix: Water

Associated Lab Samples: 70387674001, 70387674003, 70387674005

Parameter	Units	Blank Result	Reporting Limit	Analyzed	Qualifiers
Chloride	mg/L	<2.0	2.0	11/10/25 20:59	
Sulfate	mg/L	<5.0	5.0	11/10/25 20:59	

LABORATORY CONTROL SAMPLE: 2282960

Parameter	Units	Spike Conc.	LCS Result	LCS % Rec	% Rec Limits	Qualifiers
Chloride	mg/L	10	10.4	104	90-110	
Sulfate	mg/L	10	10.4	104	90-110	

MATRIX SPIKE SAMPLE: 2282961

Parameter	Units	70387146013 Result	Spike Conc.	MS Result	MS % Rec	% Rec Limits	Qualifiers
Chloride	mg/L	21.1	10	31.3	102	90-110	
Sulfate	mg/L	7.7	10	17.9	101	90-110	

MATRIX SPIKE SAMPLE: 2282963

Parameter	Units	70388035003 Result	Spike Conc.	MS Result	MS % Rec	% Rec Limits	Qualifiers
Chloride	mg/L	29.5	10	40.3	108	90-110	
Sulfate	mg/L	20.8	10	31.2	104	90-110	

SAMPLE DUPLICATE: 2282962

Parameter	Units	70387146013 Result	Dup Result	RPD	Qualifiers
Chloride	mg/L	21.1	21.1	0	
Sulfate	mg/L	7.7	7.5	3	

SAMPLE DUPLICATE: 2282964

Parameter	Units	70388035003 Result	Dup Result	RPD	Qualifiers
Chloride	mg/L	29.5	29.5	0	
Sulfate	mg/L	20.8	20.6	1	

Results presented on this page are in the units indicated by the "Units" column except where an alternate unit is presented to the right of the result.

**REPORT OF LABORATORY ANALYSIS**

This report shall not be reproduced, except in full,  
 without the written consent of Pace Analytical Services, LLC.



**QUALITY CONTROL DATA**

Project: OLD BETHPAGE LANDFILL 10/24

Pace Project No.: 70387674

QC Batch:	426703	Analysis Method:	EPA 351.2
QC Batch Method:	EPA 351.2	Analysis Description:	351.2 TKN
		Laboratory:	Pace Analytical Services - Melville

Associated Lab Samples: 70387674001, 70387674003, 70387674005

METHOD BLANK: 2277403 Matrix: Water

Associated Lab Samples: 70387674001, 70387674003, 70387674005

Parameter	Units	Blank Result	Reporting Limit	Analyzed	Qualifiers
Nitrogen, Kjeldahl, Total	mg/L	ND	0.094	11/05/25 13:14	

LABORATORY CONTROL SAMPLE: 2277404

Parameter	Units	Spike Conc.	LCS Result	LCS % Rec	% Rec Limits	Qualifiers
Nitrogen, Kjeldahl, Total	mg/L	4	4.2	106	90-110	

MATRIX SPIKE SAMPLE: 2277405

Parameter	Units	70388375007 Result	Spike Conc.	MS Result	MS % Rec	% Rec Limits	Qualifiers
Nitrogen, Kjeldahl, Total	mg/L	1.3	4	5.0	91	90-110	

MATRIX SPIKE SAMPLE: 2277407

Parameter	Units	70388383002 Result	Spike Conc.	MS Result	MS % Rec	% Rec Limits	Qualifiers
Nitrogen, Kjeldahl, Total	mg/L	2.2	4	6.6	109	90-110	

SAMPLE DUPLICATE: 2277406

Parameter	Units	70388375007 Result	Dup Result	RPD	Qualifiers
Nitrogen, Kjeldahl, Total	mg/L	1.3	1.4	8	

SAMPLE DUPLICATE: 2277408

Parameter	Units	70388383002 Result	Dup Result	RPD	Qualifiers
Nitrogen, Kjeldahl, Total	mg/L	2.2	2.0	12	

Results presented on this page are in the units indicated by the "Units" column except where an alternate unit is presented to the right of the result.

**REPORT OF LABORATORY ANALYSIS**

This report shall not be reproduced, except in full, without the written consent of Pace Analytical Services, LLC.



**QUALITY CONTROL DATA**

Project: OLD BETHPAGE LANDFILL 10/24  
 Pace Project No.: 70387674

QC Batch: 425157 Analysis Method: EPA 353.2  
 QC Batch Method: EPA 353.2 Analysis Description: 353.2 Nitrite, Unpres.  
 Laboratory: Pace Analytical Services - Melville

Associated Lab Samples: 70387674005

METHOD BLANK: 2268076 Matrix: Water  
 Associated Lab Samples: 70387674005

Parameter	Units	Blank Result	Reporting Limit	Analyzed	Qualifiers
Nitrite as N	mg/L	ND	0.027	10/25/25 00:54	

LABORATORY CONTROL SAMPLE: 2268077

Parameter	Units	Spike Conc.	LCS Result	LCS % Rec	% Rec Limits	Qualifiers
Nitrite as N	mg/L	1	1.1	105	90-110	

MATRIX SPIKE SAMPLE: 2268078

Parameter	Units	70387376003 Result	Spike Conc.	MS Result	MS % Rec	% Rec Limits	Qualifiers
Nitrite as N	mg/L	<0.050	0.5	0.49	98	90-110	

MATRIX SPIKE SAMPLE: 2268080

Parameter	Units	70387396002 Result	Spike Conc.	MS Result	MS % Rec	% Rec Limits	Qualifiers
Nitrite as N	mg/L	<0.050	0.5	0.49	97	90-110	

SAMPLE DUPLICATE: 2268079

Parameter	Units	70387376003 Result	Dup Result	RPD	Qualifiers
Nitrite as N	mg/L	<0.050	<0.050		

SAMPLE DUPLICATE: 2268081

Parameter	Units	70387396002 Result	Dup Result	RPD	Qualifiers
Nitrite as N	mg/L	<0.050	<0.050		

Results presented on this page are in the units indicated by the "Units" column except where an alternate unit is presented to the right of the result.

**REPORT OF LABORATORY ANALYSIS**

This report shall not be reproduced, except in full,  
 without the written consent of Pace Analytical Services, LLC.



**QUALITY CONTROL DATA**

Project: OLD BETHPAGE LANDFILL 10/24

Pace Project No.: 70387674

QC Batch: 425158

Analysis Method: EPA 353.2

QC Batch Method: EPA 353.2

Analysis Description: 353.2 Nitrite, Unpres.

Laboratory: Pace Analytical Services - Melville

Associated Lab Samples: 70387674001, 70387674003

METHOD BLANK: 2268082

Matrix: Water

Associated Lab Samples: 70387674001, 70387674003

Parameter	Units	Blank Result	Reporting Limit	Analyzed	Qualifiers
Nitrite as N	mg/L	ND	0.027	10/25/25 01:30	

LABORATORY CONTROL SAMPLE: 2268083

Parameter	Units	Spike Conc.	LCS Result	LCS % Rec	% Rec Limits	Qualifiers
Nitrite as N	mg/L	1	1.1	106	90-110	

MATRIX SPIKE SAMPLE: 2268084

Parameter	Units	70386821009 Result	Spike Conc.	MS Result	MS % Rec	% Rec Limits	Qualifiers
Nitrite as N	mg/L	<0.050	0.5	0.49	99	90-110	

MATRIX SPIKE SAMPLE: 2268086

Parameter	Units	70387638004 Result	Spike Conc.	MS Result	MS % Rec	% Rec Limits	Qualifiers
Nitrite as N	mg/L	2.0	0.5	2.5	94	90-110	

SAMPLE DUPLICATE: 2268085

Parameter	Units	70386821009 Result	Dup Result	RPD	Qualifiers
Nitrite as N	mg/L	<0.050	<0.050		

SAMPLE DUPLICATE: 2268087

Parameter	Units	70387638004 Result	Dup Result	RPD	Qualifiers
Nitrite as N	mg/L	2.0	2.0	1	

Results presented on this page are in the units indicated by the "Units" column except where an alternate unit is presented to the right of the result.

**REPORT OF LABORATORY ANALYSIS**

This report shall not be reproduced, except in full, without the written consent of Pace Analytical Services, LLC.



**QUALITY CONTROL DATA**

Project: OLD BETHPAGE LANDFILL 10/24

Pace Project No.: 70387674

QC Batch:	427096	Analysis Method:	EPA 353.2
QC Batch Method:	EPA 353.2	Analysis Description:	353.2 Nitrate + Nitrite, preserved
		Laboratory:	Pace Analytical Services - Melville

Associated Lab Samples: 70387674001, 70387674003, 70387674005

METHOD BLANK: 2280338 Matrix: Water

Associated Lab Samples: 70387674001, 70387674003, 70387674005

Parameter	Units	Blank Result	Reporting Limit	Analyzed	Qualifiers
Nitrate-Nitrite (as N)	mg/L	ND	0.037	11/06/25 16:20	

LABORATORY CONTROL SAMPLE: 2280339

Parameter	Units	Spike Conc.	LCS Result	LCS % Rec	% Rec Limits	Qualifiers
Nitrate-Nitrite (as N)	mg/L	1	0.97	97	90-110	

MATRIX SPIKE SAMPLE: 2280340

Parameter	Units	70389241001 Result	Spike Conc.	MS Result	MS % Rec	% Rec Limits	Qualifiers
Nitrate-Nitrite (as N)	mg/L	0.94	0.5	1.5	109	90-110	

MATRIX SPIKE SAMPLE: 2280342

Parameter	Units	70388351001 Result	Spike Conc.	MS Result	MS % Rec	% Rec Limits	Qualifiers
Nitrate-Nitrite (as N)	mg/L	41.4	12.5	55.0	109	90-110	

SAMPLE DUPLICATE: 2280341

Parameter	Units	70389241001 Result	Dup Result	RPD	Qualifiers
Nitrate-Nitrite (as N)	mg/L	0.94	0.92	2	

SAMPLE DUPLICATE: 2280343

Parameter	Units	70388351001 Result	Dup Result	RPD	Qualifiers
Nitrate-Nitrite (as N)	mg/L	41.4	41.2	0	

Results presented on this page are in the units indicated by the "Units" column except where an alternate unit is presented to the right of the result.

**REPORT OF LABORATORY ANALYSIS**

This report shall not be reproduced, except in full, without the written consent of Pace Analytical Services, LLC.



**QUALITY CONTROL DATA**

Project: OLD BETHPAGE LANDFILL 10/24  
 Pace Project No.: 70387674

QC Batch: 425280 Analysis Method: SM 4500-CN-E-2016  
 QC Batch Method: SM 4500-CN-C-2016 Analysis Description: 4500 CNE Cyanide, Total  
 Laboratory: Pace Analytical Services - Melville  
 Associated Lab Samples: 70387674001, 70387674003, 70387674005

METHOD BLANK: 2268584 Matrix: Water  
 Associated Lab Samples: 70387674001, 70387674003, 70387674005

Parameter	Units	Blank Result	Reporting Limit	Analyzed	Qualifiers
Cyanide	ug/L	ND	5.0	10/27/25 16:53	

LABORATORY CONTROL SAMPLE: 2268585

Parameter	Units	Spike Conc.	LCS Result	LCS % Rec	% Rec Limits	Qualifiers
Cyanide	ug/L	75	76.6	102	85-115	

MATRIX SPIKE SAMPLE: 2268586

Parameter	Units	70387408001 Result	Spike Conc.	MS Result	MS % Rec	% Rec Limits	Qualifiers
Cyanide	ug/L	<10.0	100	107	104	75-125	

SAMPLE DUPLICATE: 2268587

Parameter	Units	70387408001 Result	Dup Result	RPD	Qualifiers
Cyanide	ug/L	<10.0	<10.0		

Results presented on this page are in the units indicated by the "Units" column except where an alternate unit is presented to the right of the result.

**REPORT OF LABORATORY ANALYSIS**

This report shall not be reproduced, except in full,  
 without the written consent of Pace Analytical Services, LLC.



**QUALITY CONTROL DATA**

Project: OLD BETHPAGE LANDFILL 10/24  
 Pace Project No.: 70387674

QC Batch: 426616 Analysis Method: SM 4500 NH3 H-2011  
 QC Batch Method: SM 4500 NH3 H-2011 Analysis Description: 4500 Ammonia  
 Laboratory: Pace Analytical Services - Melville  
 Associated Lab Samples: 70387674001, 70387674003, 70387674005

METHOD BLANK: 2276812 Matrix: Water  
 Associated Lab Samples: 70387674001, 70387674003, 70387674005

Parameter	Units	Blank Result	Reporting Limit	Analyzed	Qualifiers
Nitrogen, Ammonia	mg/L	ND	0.050	11/04/25 15:19	

LABORATORY CONTROL SAMPLE: 2276813

Parameter	Units	Spike Conc.	LCS Result	LCS % Rec	% Rec Limits	Qualifiers
Nitrogen, Ammonia	mg/L	1	1.0	102	90-110	

MATRIX SPIKE SAMPLE: 2276814

Parameter	Units	70388141001 Result	Spike Conc.	MS Result	MS % Rec	% Rec Limits	Qualifiers
Nitrogen, Ammonia	mg/L	21.4	10	31.3	99	75-125	

SAMPLE DUPLICATE: 2276815

Parameter	Units	70388141001 Result	Dup Result	RPD	Qualifiers
Nitrogen, Ammonia	mg/L	21.4	21.1	1	

Results presented on this page are in the units indicated by the "Units" column except where an alternate unit is presented to the right of the result.

**REPORT OF LABORATORY ANALYSIS**

This report shall not be reproduced, except in full,  
 without the written consent of Pace Analytical Services, LLC.



## QUALIFIERS

Project: OLD BETHPAGE LANDFILL 10/24

Pace Project No.: 70387674

---

### DEFINITIONS

DF - Dilution Factor, if reported, represents the factor applied to the reported data due to dilution of the sample aliquot.

ND - Not Detected at or above adjusted reporting limit.

TNTC - Too Numerous To Count

J - Estimated concentration above the adjusted method detection limit and below the adjusted reporting limit.

MDL - Adjusted Method Detection Limit.

PQL - Practical Quantitation Limit.

RL - Reporting Limit - The lowest concentration value that meets project requirements for quantitative data with known precision and bias for a specific analyte in a specific matrix.

S - Surrogate

1,2-Diphenylhydrazine decomposes to and cannot be separated from Azobenzene using Method 8270. The result for each analyte is a combined concentration.

Consistent with EPA guidelines, unrounded data are displayed and have been used to calculate % recovery and RPD values.

LCS(D) - Laboratory Control Sample (Duplicate)

MS(D) - Matrix Spike (Duplicate)

DUP - Sample Duplicate

RPD - Relative Percent Difference

NC - Not Calculable.

SG - Silica Gel - Clean-Up

U - Indicates the compound was analyzed for, but not detected.

N-Nitrosodiphenylamine decomposes and cannot be separated from Diphenylamine using Method 8270. The result reported for each analyte is a combined concentration.

Reported results are not rounded until the final step prior to reporting. Therefore, calculated parameters that are typically reported as "Total" may vary slightly from the sum of the reported component parameters.

Pace Analytical is TNI accredited. Contact your Pace PM for the current list of accredited analytes.

TNI - The NELAC Institute.

### BATCH QUALIFIERS

Batch: 426411

[1] The post digesiton spike for sample 70387674003 (PDS 2275642) exceeded acceptance criteria for Molybdenum and Selenium.

[2] The post digesiton spike for sample 70387674005 (PDS 2275644) exceeded acceptance criteria for Molybdenum, Sodium, and Selenium.

### ANALYTE QUALIFIERS

B Analyte was detected in the associated method blank.

H1 Analysis conducted outside the EPA method holding time.

M1 Matrix spike recovery exceeded QC limits. Batch accepted based on laboratory control sample (LCS) recovery.

## REPORT OF LABORATORY ANALYSIS

This report shall not be reproduced, except in full,  
without the written consent of Pace Analytical Services, LLC.



## QUALITY CONTROL DATA CROSS REFERENCE TABLE

Project: OLD BETHPAGE LANDFILL 10/24

Pace Project No.: 70387674

Lab ID	Sample ID	QC Batch Method	QC Batch	Analytical Method	Analytical Batch
70387674001	MW-08B_10/24/25	EPA 200.7	426337	EPA 200.7	426411
70387674003	MW-08A_10/24/25	EPA 200.7	426337	EPA 200.7	426411
70387674005	BLIND DUPLICATE_10/24/25	EPA 200.7	426337	EPA 200.7	426411
70387674002	MW-08B_10/24/25 DISS	EPA 200.7	426356		
70387674004	MW-08A_10/24/25 DISS	EPA 200.7	426356		
70387674006	BLIND DUPLICATE_10/24/25 DISS	EPA 200.7	426356		
70387674001	MW-08B_10/24/25	SM 2340B-2011	427555		
70387674003	MW-08A_10/24/25	SM 2340B-2011	427555		
70387674005	BLIND DUPLICATE_10/24/25	SM 2340B-2011	427555		
70387674001	MW-08B_10/24/25	EPA 245.1	426340	EPA 245.1	426402
70387674003	MW-08A_10/24/25	EPA 245.1	426340	EPA 245.1	426402
70387674005	BLIND DUPLICATE_10/24/25	EPA 245.1	426340	EPA 245.1	426402
70387674002	MW-08B_10/24/25 DISS	EPA 245.1	426638	EPA 245.1	426783
70387674004	MW-08A_10/24/25 DISS	EPA 245.1	426638	EPA 245.1	426783
70387674006	BLIND DUPLICATE_10/24/25 DISS	EPA 245.1	426638	EPA 245.1	426783
70387674001	MW-08B_10/24/25	EPA 8260D/5030C	425395		
70387674003	MW-08A_10/24/25	EPA 8260D/5030C	425395		
70387674005	BLIND DUPLICATE_10/24/25	EPA 8260D/5030C	425395		
70387674007	Trip Blank-10/24/2025	EPA 8260D/5030C	425395		
70387674001	MW-08B_10/24/25	EPA 420.4, Rev 1.0	427121	EPA 420.4, Rev 1.0	427249
70387674003	MW-08A_10/24/25	EPA 420.4, Rev 1.0	427121	EPA 420.4, Rev 1.0	427249
70387674005	BLIND DUPLICATE_10/24/25	EPA 420.4, Rev 1.0	427121	EPA 420.4, Rev 1.0	427249
70387674001	MW-08B_10/24/25	SM 2320B-2011	426344		
70387674003	MW-08A_10/24/25	SM 2320B-2011	426344		
70387674005	BLIND DUPLICATE_10/24/25	SM 2320B-2011	426344		
70387674001	MW-08B_10/24/25	SM 2540C-2015	426071		
70387674003	MW-08A_10/24/25	SM 2540C-2015	426071		
70387674005	BLIND DUPLICATE_10/24/25	SM 2540C-2015	426071		
70387674001	MW-08B_10/24/25	SM 3500-Cr B-2011	425172		
70387674003	MW-08A_10/24/25	SM 3500-Cr B-2011	425172		
70387674005	BLIND DUPLICATE_10/24/25	SM 3500-Cr B-2011	425172		
70387674001	MW-08B_10/24/25	EPA 300.0	427528		
70387674003	MW-08A_10/24/25	EPA 300.0	427528		
70387674005	BLIND DUPLICATE_10/24/25	EPA 300.0	427528		
70387674001	MW-08B_10/24/25	EPA 351.2	426703	EPA 351.2	426729
70387674003	MW-08A_10/24/25	EPA 351.2	426703	EPA 351.2	426729
70387674005	BLIND DUPLICATE_10/24/25	EPA 351.2	426703	EPA 351.2	426729
70387674001	MW-08B_10/24/25	EPA 353.2	427096		
70387674003	MW-08A_10/24/25	EPA 353.2	427096		
70387674005	BLIND DUPLICATE_10/24/25	EPA 353.2	427096		
70387674001	MW-08B_10/24/25	EPA 353.2	425158		
70387674003	MW-08A_10/24/25	EPA 353.2	425158		

## REPORT OF LABORATORY ANALYSIS

This report shall not be reproduced, except in full,  
without the written consent of Pace Analytical Services, LLC.



### QUALITY CONTROL DATA CROSS REFERENCE TABLE

Project: OLD BETHPAGE LANDFILL 10/24

Pace Project No.: 70387674

Lab ID	Sample ID	QC Batch Method	QC Batch	Analytical Method	Analytical Batch
70387674005	BLIND DUPLICATE_10/24/25	EPA 353.2	425157		
70387674001	MW-08B_10/24/25	SM 4500-CN-C-2016	425280	SM 4500-CN-E-2016	425367
70387674003	MW-08A_10/24/25	SM 4500-CN-C-2016	425280	SM 4500-CN-E-2016	425367
70387674005	BLIND DUPLICATE_10/24/25	SM 4500-CN-C-2016	425280	SM 4500-CN-E-2016	425367
70387674001	MW-08B_10/24/25	SM 4500 NH3 H-2011	426616		
70387674003	MW-08A_10/24/25	SM 4500 NH3 H-2011	426616		
70387674005	BLIND DUPLICATE_10/24/25	SM 4500 NH3 H-2011	426616		

### REPORT OF LABORATORY ANALYSIS

This report shall not be reproduced, except in full,  
without the written consent of Pace Analytical Services, LLC.



Pace® Location Requested (City/State):  
 Pace Analytical Long Island NY  
 575 Broad Hollow Rd, Melville, NY 11747

### CHAIN-OF-CUSTODY Analytical Request Document

Chain-of-Custody is a LEGAL DOCUMENT - Complete all relevant fields

**WO# : 70387674**

Attach Workorder/Login Label Here

Company Name: Dvirka & Bartilucci  
 Street Address: 330 Crossways Park Drive, Woodbury, NY 11797  
 Contact/Report To: Robbie Petrella  
 Phone #: (516) 364-9890  
 E-Mail: rp@pace-lab.com  
 Cc E-Mail: R.Petrella@db-eg.com  
 Accounts Payable: MATT RUSSO  
 Invoice E-Mail: mp.russo@db-eg.com  
 Purchase Order # (if applicable):  
 Quote #:

Customer Project #: 3617-10  
 Project Name: POST REMEDIATION GRADUATION MONITORING  
 Site Collection Info/Facility ID (as applicable): Old Bethpage Landfill  
 Time Zone Collected: [ ] AK [ ] PT [ ] MT [ ] CT [ ] ET [ ] No  
 Data Deliverables: [ ] Level II [ ] Level III [ ] Level IV  
 REGULATORY PROGRAM (DW, RCRA, etc.) as applicable: Reportable [ ] Yes [ ] No  
 Rush (Pre-approval required): [ ] Same Day [ ] 1 Day [ ] 2 Day [ ] 3 Day [ ] Other  
 Field Filtered (if applicable): [ ] Yes [ ] No  
 Analysis: Dissolved Metals

Matrix Codes (insert in Matrix box below): Drinking Water (DW), Ground Water (GW), Waste Water (WW), Product (P), Soil/Solid (SS), Oil (OL), Wipe (WP), Tissue (TS), Bioassay (B), Vapor (V), Surface Water (SW), Sediment (SED), Caulk (CK), Leachate (LL), Biosolid (BS), Other (OT)  
 Date Requested: 11/11/25

Customer Sample ID	Matrix*	Composite Start		# Cont.	Res. Results	Units
		Date	Time			
TRIP BLANK - 10/24/25 AR		10/24/25		2	-	-
MW-08B - 10/24/25 GW		10/24/25	1100am	10	-	-
MW-08A - 10/24/25 GW		10/24/25	1200pm	10	-	-
Blind Duplicate - 10/24/25 GW		10/24/25	0000	10	-	-

Additional Instructions from Page:  
 Sample only desired with a (F)  
 we field filter for dissolved metals

Collected By: Keith Petrella  
 Signature: [Signature]

Received by/Company: [Signature]  
 Date/Time: 10/24/25

Received by/Company: [Signature]  
 Date/Time: 10/24/25

Received by/Company: [Signature]  
 Date/Time: 10/24/25

Received by/Company: [Signature]  
 Date/Time: 10/24/25

Specify Container Size \*\*  
 6 3  
 Identify Container Preservative Type\*\*\*  
 4 10  
 Analysis Requested  
 8260D Volatile Organics

Proj. Mgr:	AccNum / Client ID:	Table #:	Profile / Template:	Prelog / Bottle Ord. ID:	Sample Comment
Lori Beyer			5278	EZ 3313868	
Preservation non-conformance identified for					

Thermometer ID: 111211  
 Obs. Temp. (°C): 20.3  
 Correction Factor (°C): -0.3  
 Corrected Temp. (°C): 20.0

Tracing Number: 1024/25/1623

Date/Time: 10/24/25

Delivered by: [ ] Person [ ] Courier  
 [ ] FedEx [ ] UPS [ ] Other

Page: 1 of 1

**WO#: 70387674**

Client Name: **TOY**

Project # **PM: KMM Due Date: 11/10/25**  
**CLIENT: TOY**

Courier:  Fed Ex  UPS  USPS  Client  Commercial  Pace  Other

Tracking #: \_\_\_\_\_

Custody Seal on Cooler/Box Present:  Yes  No Seals intact:  Yes  No Temperature Blank Present:  Yes  No  
 Packing Material:  Bubble Wrap  Bubble Bags  Ziploc  None  Other Type of Ice:  Wet  Blue  None

Thermometer Used: **H2311** Correction Factor: **+0.1**  Samples on ice, cooling process has begun  
 Cooler Temperature(°C): **2.7** Cooler Temperature Corrected(°C): **2.9** Date/Time 5035A kits placed in freezer \_\_\_\_\_

Temp should be above freezing to 6.0°C

USDA Regulated Soil (  N/A, water sample)

Did samples originate in a quarantine zone within the United States: AL, AR, CA, FL, GA, ID, LA, MS, NC, NM, NY, OK, OR, SC, TN, TX, or VA (check map)?  Yes  No

Did samples originate from a foreign source including Hawaii and Puerto Rico)?  Yes  No

If Yes to either question, fill out a Regulated Soil Checklist (ENV-FRM-MELV-0076) and include with SCUR/COC paperwork.

Date and Initials of person examining contents: **KR/10/24/25**

		COMMENTS:
Chain of Custody Present:	<input checked="" type="checkbox"/> Yes <input type="checkbox"/> No	1.
Chain of Custody Filled Out:	<input checked="" type="checkbox"/> Yes <input type="checkbox"/> No	2.
Chain of Custody Relinquished:	<input checked="" type="checkbox"/> Yes <input type="checkbox"/> No	3.
Sampler Name & Signature on COC:	<input checked="" type="checkbox"/> Yes <input type="checkbox"/> No <input type="checkbox"/> N/A	4.
Samples Arrived within Hold Time:	<input checked="" type="checkbox"/> Yes <input type="checkbox"/> No	5.
Short Hold Time Analysis (<72hr):	<input type="checkbox"/> Yes <input checked="" type="checkbox"/> No	6.
Rush Turn Around Time Requested:	<input type="checkbox"/> Yes <input checked="" type="checkbox"/> No	7.
Sufficient Volume: (Triple volume provided for MS/MSD)	<input checked="" type="checkbox"/> Yes <input type="checkbox"/> No	8.
Correct Containers Used:	<input checked="" type="checkbox"/> Yes <input type="checkbox"/> No	9.
-Pace Containers Used:	<input checked="" type="checkbox"/> Yes <input type="checkbox"/> No	
Containers Intact:	<input checked="" type="checkbox"/> Yes <input type="checkbox"/> No	10.
Filtered volume received for Dissolved tests	<input type="checkbox"/> Yes <input checked="" type="checkbox"/> No <input type="checkbox"/> N/A	11. Note: if sediment is visible in the dissolved container
Sample Labels match COC:	<input checked="" type="checkbox"/> Yes <input type="checkbox"/> No	12. <b>Phenols not COC</b>
-Includes date/time/ID/Analysis Matrix:	SL <input checked="" type="checkbox"/> WT <input type="checkbox"/> OIL <input type="checkbox"/> OTHER	

Date and Initials of person checking preservation: **KR/10/24/25**

All containers needing preservation have been pH paper Lot #	<input type="checkbox"/> Yes <input type="checkbox"/> No <input checked="" type="checkbox"/> N/A	13. <input type="checkbox"/> HNO <sub>3</sub> <input type="checkbox"/> H <sub>2</sub> SO <sub>4</sub> <input type="checkbox"/> NaOH <input type="checkbox"/> HCl
All containers needing preservation are found to be in compliance with method recommendation? (HNO <sub>3</sub> , H <sub>2</sub> SO <sub>4</sub> , HCl, NaOH>9 Sulfide, <input type="checkbox"/> Yes <input type="checkbox"/> No NAOH>12 Cyanide)	<input type="checkbox"/> Yes <input type="checkbox"/> No <input checked="" type="checkbox"/> N/A	Sample #
Exceptions: VOA, Coliform, TOC/DOC, Oil and Grease, DRO/8015 (water). Per Method, VOA pH is checked after analysis		Initial when completed: Lot # of added preservative: Date/Time preservative added:
Samples checked for dechlorination: KI starch test strips Lot #	<input type="checkbox"/> Yes <input type="checkbox"/> No <input checked="" type="checkbox"/> N/A	14. Positive for Res. Chlorine? Y N
Residual chlorine strips Lot #	<input type="checkbox"/> Yes <input type="checkbox"/> No <input checked="" type="checkbox"/> N/A	15. Positive for Sulfide? Y N
SM 4500 CN samples checked for sulf	<input type="checkbox"/> Yes <input type="checkbox"/> No <input checked="" type="checkbox"/> N/A	
Lead Acetate Strips Lot #	<input type="checkbox"/> Yes <input type="checkbox"/> No <input checked="" type="checkbox"/> N/A	
Headspace in ALK Bottle (>6mm):	<input type="checkbox"/> Yes <input type="checkbox"/> No <input checked="" type="checkbox"/> N/A	16.
Headspace in VOA Vials (>6mm):	<input type="checkbox"/> Yes <input type="checkbox"/> No <input checked="" type="checkbox"/> N/A	17.
Trip Blank Present:	<input type="checkbox"/> Yes <input type="checkbox"/> No <input checked="" type="checkbox"/> N/A	
Trip Blank Custody Seals Present	<input type="checkbox"/> Yes <input type="checkbox"/> No <input checked="" type="checkbox"/> N/A	

Client Notification/ Resolution: \_\_\_\_\_ Field Data Required? Y / N  
 Person Contacted: \_\_\_\_\_ Date/Time: \_\_\_\_\_  
 Comments/ Resolution: \_\_\_\_\_  
 \_\_\_\_\_  
 \_\_\_\_\_

\* PM (Project Manager) review (which includes the SCUR) is documented electronically in LIMS.



November 18, 2025

Robbin Petrella  
Dvirka & Bartilucci  
330 Crossways Park Drive  
Woodbury, NY 11797

RE: Project: OLD BETHPAGE LANDFILL 10/27  
Pace Project No.: 70387947

Dear Robbin Petrella:

Enclosed are the analytical results for sample(s) received by the laboratory between October 28, 2025 and October 30, 2025. The results relate only to the samples included in this report. Results reported herein conform to the applicable TNI/NELAC Standards and the laboratory's Quality Manual, where applicable, unless otherwise noted in the body of the report.

The test results provided in this final report were generated by each of the following laboratories within the Pace Network:

- Pace Analytical Services - Melville
- Pace Analytical Services - Newburgh

If you have any questions concerning this report, please feel free to contact me.

Sincerely,

Kimberley M. Mack  
kimberley.mack@pacelabs.com  
516-370-6052  
Project Manager

Enclosures

cc: Tom Fox, D&B Engineers and Architects, P.C.  
Robbin Petrella, Dvirka & Bartilucci



## REPORT OF LABORATORY ANALYSIS

This report shall not be reproduced, except in full,  
without the written consent of Pace Analytical Services, LLC.



## CERTIFICATIONS

Project: OLD BETHPAGE LANDFILL 10/27

Pace Project No.: 70387947

---

### **Pace Analytical Services, LLC - Melville, NY**

575 Broad Hollow Rd, Melville, NY 11747

Connecticut Certification #: PH-0435

Delaware Certification # NY 10478

Maryland Certification #: 208

Massachusetts Certification #: M-NY026

New Hampshire Certification #: 2987

New Jersey Certification #: NY158

New York Certification #: 10478 Primary Accrediting Body

Pennsylvania Certification #: 68-00350

Rhode Island Certification #: LAO00340

Texas Certification #: T104704582

Florida Certification #: E871198

---

### **Pace Analytical Services, LLC- Newburgh, NY**

315 Fullerton Avenue, Newburgh, NY 12550

New York Certification #: 10142 Primary Accrediting Body

New Jersey Certification #: NY015

Connecticut Certification #: PH-0823

---

## REPORT OF LABORATORY ANALYSIS

This report shall not be reproduced, except in full,  
without the written consent of Pace Analytical Services, LLC.



## PROJECT NARRATIVE

Project: OLD BETHPAGE LANDFILL 10/27

Pace Project No.: 70387947

---

**Method:** EPA 200.7

**Description:** 200.7 Metals, Total

**Client:** Town of Oyster Bay

**Date:** November 18, 2025

**General Information:**

7 samples were analyzed for EPA 200.7 by Pace Analytical Services Melville. All samples were received in acceptable condition with any exceptions noted below or on the chain-of custody and/or the sample condition upon receipt form (SCUR) attached at the end of this report.

**Hold Time:**

The samples were analyzed within the method required hold times with any exceptions noted below.

**Sample Preparation:**

The samples were prepared in accordance with EPA 200.7 with any exceptions noted below.

**Initial Calibrations (including MS Tune as applicable):**

All criteria were within method requirements with any exceptions noted below.

**Continuing Calibration:**

All criteria were within method requirements with any exceptions noted below.

**Method Blank:**

All analytes were below the report limit in the method blank, where applicable, with any exceptions noted below.

**Laboratory Control Spike:**

All laboratory control spike compounds were within QC limits with any exceptions noted below.

**Matrix Spikes:**

All percent recoveries and relative percent differences (RPDs) were within acceptance criteria with any exceptions noted below.

**Duplicate Sample:**

All duplicate sample results were within method acceptance criteria with any exceptions noted below.

QC Batch: 427178

D6: The precision between the sample and sample duplicate exceeded laboratory control limits.

- DUP (Lab ID: 2280703)
- Zinc

**Additional Comments:**

Batch Comments:

The post digestion spike for sample 70388462001 (PDS 2281029) exceeded acceptance criteria for Sodium.

- QC Batch: 427238

The post digestion spike for sample 70387947017 (PDS 2282451) exceeded acceptance criteria for Molybdenum and Selenium.

- QC Batch: 427455

The post digestion spike for sample 70388463001 (PDS 2281031) exceeded acceptance criteria for Sodium.

- QC Batch: 427238

## REPORT OF LABORATORY ANALYSIS

This report shall not be reproduced, except in full,  
without the written consent of Pace Analytical Services, LLC.



## PROJECT NARRATIVE

Project: OLD BETHPAGE LANDFILL 10/27

Pace Project No.: 70387947

---

**Method:** EPA 200.7

**Description:** 200.7 Metals, Total

**Client:** Town of Oyster Bay

**Date:** November 18, 2025

### Batch Comments:

The post digestion spike for sample 70388504001 (PDS 2282453) exceeded acceptance criteria for Calcium, Molybdenum, Potassium, Sodium, and Selenium.

- QC Batch: 427455

The serial dilution for sample 70388504001 (SD 2282454) exceeded acceptance criteria for Calcium and Magnesium.

- QC Batch: 427455

## REPORT OF LABORATORY ANALYSIS

This report shall not be reproduced, except in full,  
without the written consent of Pace Analytical Services, LLC.



## PROJECT NARRATIVE

Project: OLD BETHPAGE LANDFILL 10/27

Pace Project No.: 70387947

---

**Method:** EPA 200.7

**Description:** 200.7 Metals, Dissolved

**Client:** Town of Oyster Bay

**Date:** November 18, 2025

### General Information:

7 samples were analyzed for EPA 200.7 by Pace Analytical Services Melville. All samples were received in acceptable condition with any exceptions noted below or on the chain-of custody and/or the sample condition upon receipt form (SCUR) attached at the end of this report.

### Hold Time:

The samples were analyzed within the method required hold times with any exceptions noted below.

### Initial Calibrations (including MS Tune as applicable):

All criteria were within method requirements with any exceptions noted below.

### Continuing Calibration:

All criteria were within method requirements with any exceptions noted below.

### Method Blank:

All analytes were below the report limit in the method blank, where applicable, with any exceptions noted below.

QC Batch: 426356

B: Analyte was detected in the associated method blank.

- BLANK for HBN 426356 [ICP/2433 (Lab ID: 2275235)]
  - Aluminum, Dissolved

QC Batch: 428080

B: Analyte was detected in the associated method blank.

- BLANK for HBN 428080 [ICP/2440 (Lab ID: 2286588)]
  - Potassium, Dissolved

### Laboratory Control Spike:

All laboratory control spike compounds were within QC limits with any exceptions noted below.

### Matrix Spikes:

All percent recoveries and relative percent differences (RPDs) were within acceptance criteria with any exceptions noted below.

QC Batch: 426356

A matrix spike and/or matrix spike duplicate (MS/MSD) were performed on the following sample(s): 70386899003,70386899005

M1: Matrix spike recovery exceeded QC limits. Batch accepted based on laboratory control sample (LCS) recovery.

- MS (Lab ID: 2275238)
  - Calcium, Dissolved
  - Manganese, Dissolved
- MS (Lab ID: 2275240)
  - Calcium, Dissolved
  - Manganese, Dissolved

### Duplicate Sample:

All duplicate sample results were within method acceptance criteria with any exceptions noted below.

## REPORT OF LABORATORY ANALYSIS

This report shall not be reproduced, except in full,  
without the written consent of Pace Analytical Services, LLC.



## PROJECT NARRATIVE

Project: OLD BETHPAGE LANDFILL 10/27

Pace Project No.: 70387947

---

**Method:** EPA 200.7

**Description:** 200.7 Metals, Dissolved

**Client:** Town of Oyster Bay

**Date:** November 18, 2025

**Additional Comments:**

## REPORT OF LABORATORY ANALYSIS

This report shall not be reproduced, except in full,  
without the written consent of Pace Analytical Services, LLC.



## PROJECT NARRATIVE

Project: OLD BETHPAGE LANDFILL 10/27  
Pace Project No.: 70387947

---

**Method:** SM 2340B-2011  
**Description:** 2340B Hardness, Total (Calc.)  
**Client:** Town of Oyster Bay  
**Date:** November 18, 2025

### General Information:

7 samples were analyzed for SM 2340B-2011 by Pace Analytical Services Melville. All samples were received in acceptable condition with any exceptions noted below or on the chain-of custody and/or the sample condition upon receipt form (SCUR) attached at the end of this report.

### Hold Time:

The samples were analyzed within the method required hold times with any exceptions noted below.

### Initial Calibrations (including MS Tune as applicable):

All criteria were within method requirements with any exceptions noted below.

### Continuing Calibration:

All criteria were within method requirements with any exceptions noted below.

### Method Blank:

All analytes were below the report limit in the method blank, where applicable, with any exceptions noted below.

### Laboratory Control Spike:

All laboratory control spike compounds were within QC limits with any exceptions noted below.

### Matrix Spikes:

All percent recoveries and relative percent differences (RPDs) were within acceptance criteria with any exceptions noted below.

### Additional Comments:

## REPORT OF LABORATORY ANALYSIS

This report shall not be reproduced, except in full,  
without the written consent of Pace Analytical Services, LLC.



## PROJECT NARRATIVE

Project: OLD BETHPAGE LANDFILL 10/27

Pace Project No.: 70387947

---

**Method:** EPA 245.1

**Description:** 245.1 Mercury

**Client:** Town of Oyster Bay

**Date:** November 18, 2025

### General Information:

7 samples were analyzed for EPA 245.1 by Pace Analytical Services Melville. All samples were received in acceptable condition with any exceptions noted below or on the chain-of custody and/or the sample condition upon receipt form (SCUR) attached at the end of this report.

### Hold Time:

The samples were analyzed within the method required hold times with any exceptions noted below.

### Sample Preparation:

The samples were prepared in accordance with EPA 245.1 with any exceptions noted below.

### Initial Calibrations (including MS Tune as applicable):

All criteria were within method requirements with any exceptions noted below.

### Continuing Calibration:

All criteria were within method requirements with any exceptions noted below.

### Method Blank:

All analytes were below the report limit in the method blank, where applicable, with any exceptions noted below.

QC Batch: 426340

B: Analyte was detected in the associated method blank.

- BLANK for HBN 426340 [MERP/528 (Lab ID: 2275201)]
- Mercury

### Laboratory Control Spike:

All laboratory control spike compounds were within QC limits with any exceptions noted below.

### Matrix Spikes:

All percent recoveries and relative percent differences (RPDs) were within acceptance criteria with any exceptions noted below.

QC Batch: 427487

A matrix spike and/or matrix spike duplicate (MS/MSD) were performed on the following sample(s): 70388504003,70388504004

M1: Matrix spike recovery exceeded QC limits. Batch accepted based on laboratory control sample (LCS) recovery.

- MS (Lab ID: 2282599)
- Mercury

### Duplicate Sample:

All duplicate sample results were within method acceptance criteria with any exceptions noted below.

### Additional Comments:

## REPORT OF LABORATORY ANALYSIS

This report shall not be reproduced, except in full,  
without the written consent of Pace Analytical Services, LLC.



## PROJECT NARRATIVE

Project: OLD BETHPAGE LANDFILL 10/27  
Pace Project No.: 70387947

---

**Method:** EPA 245.1  
**Description:** 245.1 Mercury, Dissolved  
**Client:** Town of Oyster Bay  
**Date:** November 18, 2025

### General Information:

7 samples were analyzed for EPA 245.1 by Pace Analytical Services Melville. All samples were received in acceptable condition with any exceptions noted below or on the chain-of custody and/or the sample condition upon receipt form (SCUR) attached at the end of this report.

### Hold Time:

The samples were analyzed within the method required hold times with any exceptions noted below.

### Sample Preparation:

The samples were prepared in accordance with EPA 245.1 with any exceptions noted below.

### Initial Calibrations (including MS Tune as applicable):

All criteria were within method requirements with any exceptions noted below.

### Continuing Calibration:

All criteria were within method requirements with any exceptions noted below.

### Method Blank:

All analytes were below the report limit in the method blank, where applicable, with any exceptions noted below.

### Laboratory Control Spike:

All laboratory control spike compounds were within QC limits with any exceptions noted below.

### Matrix Spikes:

All percent recoveries and relative percent differences (RPDs) were within acceptance criteria with any exceptions noted below.

### Duplicate Sample:

All duplicate sample results were within method acceptance criteria with any exceptions noted below.

### Additional Comments:

## REPORT OF LABORATORY ANALYSIS

This report shall not be reproduced, except in full,  
without the written consent of Pace Analytical Services, LLC.



## PROJECT NARRATIVE

Project: OLD BETHPAGE LANDFILL 10/27

Pace Project No.: 70387947

---

**Method:** EPA 8260D/5030C

**Description:** 8260D Volatile Organics

**Client:** Town of Oyster Bay

**Date:** November 18, 2025

### General Information:

10 samples were analyzed for EPA 8260D/5030C by Pace Analytical Services Melville. All samples were received in acceptable condition with any exceptions noted below or on the chain-of custody and/or the sample condition upon receipt form (SCUR) attached at the end of this report.

### Hold Time:

The samples were analyzed within the method required hold times with any exceptions noted below.

### Initial Calibrations (including MS Tune as applicable):

All criteria were within method requirements with any exceptions noted below.

QC Batch: 425583

IH: This analyte exceeded secondary source verification criteria high for the initial calibration. The reported results should be considered an estimated value.

- LCS (Lab ID: 2270953)
  - Chloroethane
- MS (Lab ID: 2272121)
  - Chloroethane
- MSD (Lab ID: 2272122)
  - Chloroethane

QC Batch: 426827

IH: This analyte exceeded secondary source verification criteria high for the initial calibration. The reported results should be considered an estimated value.

- LCS (Lab ID: 2278279)
  - Chloroethane
- MS (Lab ID: 2279015)
  - Chloroethane
- MSD (Lab ID: 2279016)
  - Chloroethane

### Continuing Calibration:

All criteria were within method requirements with any exceptions noted below.

QC Batch: 425583

v1: The continuing calibration verification was above the method acceptance limit. Any detection for the analyte in the associated samples may have a high bias.

- LCS (Lab ID: 2270953)
  - 1,2-Dichloropropane
  - Tetrachloroethene
- MS (Lab ID: 2272121)
  - 1,2-Dichloropropane
  - Tetrachloroethene
- MSD (Lab ID: 2272122)
  - 1,2-Dichloropropane
  - Tetrachloroethene

## REPORT OF LABORATORY ANALYSIS

This report shall not be reproduced, except in full,  
without the written consent of Pace Analytical Services, LLC.



## PROJECT NARRATIVE

Project: OLD BETHPAGE LANDFILL 10/27

Pace Project No.: 70387947

---

**Method:** EPA 8260D/5030C

**Description:** 8260D Volatile Organics

**Client:** Town of Oyster Bay

**Date:** November 18, 2025

QC Batch: 425583

v3: The continuing calibration verification was below the method acceptance limit. Any detection for the analyte in the associated samples may have a low bias.

- BLANK (Lab ID: 2270952)
  - Dichlorodifluoromethane
- LCS (Lab ID: 2270953)
  - Dichlorodifluoromethane
- MS (Lab ID: 2272121)
  - Dichlorodifluoromethane
- MSD (Lab ID: 2272122)
  - Dichlorodifluoromethane
- MW-06B (Lab ID: 70387947005)
  - Dichlorodifluoromethane
- MW-06C (Lab ID: 70387947003)
  - Dichlorodifluoromethane
- MW-06F (Lab ID: 70387947001)
  - Dichlorodifluoromethane
- TRIP BLANK-10/27/25 (Lab ID: 70387947007)
  - Dichlorodifluoromethane

QC Batch: 426827

v3: The continuing calibration verification was below the method acceptance limit. Any detection for the analyte in the associated samples may have a low bias.

- BLANK (Lab ID: 2278278)
  - Dichlorodifluoromethane
- FIELD BLANK\_10/29/25 (Lab ID: 70387947017)
  - Dichlorodifluoromethane
- LCS (Lab ID: 2278279)
  - Dichlorodifluoromethane
- LF-1\_10/29/25 (Lab ID: 70387947015)
  - Dichlorodifluoromethane
- LF-2 (Lab ID: 70387947011)
  - Dichlorodifluoromethane
- MS (Lab ID: 2279015)
  - Dichlorodifluoromethane
- MSD (Lab ID: 2279016)
  - Dichlorodifluoromethane
- MW-06E (Lab ID: 70387947009)
  - Dichlorodifluoromethane
- TRIP BLANK-10/28/25 (Lab ID: 70387947013)
  - Dichlorodifluoromethane
- TRIP BLANK\_10/29/25 (Lab ID: 70387947014)
  - Dichlorodifluoromethane

**Internal Standards:**

All internal standards were within QC limits with any exceptions noted below.

## REPORT OF LABORATORY ANALYSIS

This report shall not be reproduced, except in full,  
without the written consent of Pace Analytical Services, LLC.



## PROJECT NARRATIVE

Project: OLD BETHPAGE LANDFILL 10/27

Pace Project No.: 70387947

---

**Method:** EPA 8260D/5030C

**Description:** 8260D Volatile Organics

**Client:** Town of Oyster Bay

**Date:** November 18, 2025

**Surrogates:**

All surrogates were within QC limits with any exceptions noted below.

**Method Blank:**

All analytes were below the report limit in the method blank, where applicable, with any exceptions noted below.

**Laboratory Control Spike:**

All laboratory control spike compounds were within QC limits with any exceptions noted below.

**Matrix Spikes:**

All percent recoveries and relative percent differences (RPDs) were within acceptance criteria with any exceptions noted below.

**Additional Comments:**

## REPORT OF LABORATORY ANALYSIS

This report shall not be reproduced, except in full,  
without the written consent of Pace Analytical Services, LLC.



## PROJECT NARRATIVE

Project: OLD BETHPAGE LANDFILL 10/27  
Pace Project No.: 70387947

---

**Method:** EPA 420.4, Rev 1.0  
**Description:** NB 420.4 Phenolics, Total  
**Client:** Town of Oyster Bay  
**Date:** November 18, 2025

### General Information:

7 samples were analyzed for EPA 420.4, Rev 1.0 by Pace Analytical Services Newburgh. All samples were received in acceptable condition with any exceptions noted below or on the chain-of custody and/or the sample condition upon receipt form (SCUR) attached at the end of this report.

### Hold Time:

The samples were analyzed within the method required hold times with any exceptions noted below.

### Sample Preparation:

The samples were prepared in accordance with EPA 420.4, Rev 1.0 with any exceptions noted below.

### Initial Calibrations (including MS Tune as applicable):

All criteria were within method requirements with any exceptions noted below.

### Continuing Calibration:

All criteria were within method requirements with any exceptions noted below.

### Internal Standards:

All internal standards were within QC limits with any exceptions noted below.

### Surrogates:

All surrogates were within QC limits with any exceptions noted below.

### Method Blank:

All analytes were below the report limit in the method blank, where applicable, with any exceptions noted below.

### Laboratory Control Spike:

All laboratory control spike compounds were within QC limits with any exceptions noted below.

### Matrix Spikes:

All percent recoveries and relative percent differences (RPDs) were within acceptance criteria with any exceptions noted below.

### Duplicate Sample:

All duplicate sample results were within method acceptance criteria with any exceptions noted below.

### Additional Comments:

## REPORT OF LABORATORY ANALYSIS

This report shall not be reproduced, except in full,  
without the written consent of Pace Analytical Services, LLC.



## PROJECT NARRATIVE

Project: OLD BETHPAGE LANDFILL 10/27

Pace Project No.: 70387947

---

**Method:** SM 2320B-2011

**Description:** 2320B Alkalinity

**Client:** Town of Oyster Bay

**Date:** November 18, 2025

### General Information:

7 samples were analyzed for SM 2320B-2011 by Pace Analytical Services Melville. All samples were received in acceptable condition with any exceptions noted below or on the chain-of custody and/or the sample condition upon receipt form (SCUR) attached at the end of this report.

### Hold Time:

The samples were analyzed within the method required hold times with any exceptions noted below.

### Method Blank:

All analytes were below the report limit in the method blank, where applicable, with any exceptions noted below.

### Laboratory Control Spike:

All laboratory control spike compounds were within QC limits with any exceptions noted below.

### Matrix Spikes:

All percent recoveries and relative percent differences (RPDs) were within acceptance criteria with any exceptions noted below.

QC Batch: 426344

A matrix spike and/or matrix spike duplicate (MS/MSD) were performed on the following sample(s): 70388350001

M1: Matrix spike recovery exceeded QC limits. Batch accepted based on laboratory control sample (LCS) recovery.

- MS (Lab ID: 2275219)
- Alkalinity, Carbonate (CaCO<sub>3</sub>)

QC Batch: 426845

A matrix spike and/or matrix spike duplicate (MS/MSD) were performed on the following sample(s): 70389072001

M1: Matrix spike recovery exceeded QC limits. Batch accepted based on laboratory control sample (LCS) recovery.

- MS (Lab ID: 2278404)
- Alkalinity, Carbonate (CaCO<sub>3</sub>)

### Duplicate Sample:

All duplicate sample results were within method acceptance criteria with any exceptions noted below.

### Additional Comments:

## REPORT OF LABORATORY ANALYSIS

This report shall not be reproduced, except in full,  
without the written consent of Pace Analytical Services, LLC.



## PROJECT NARRATIVE

Project: OLD BETHPAGE LANDFILL 10/27  
Pace Project No.: 70387947

---

**Method:** SM 2540C-2015  
**Description:** 2540C Total Dissolved Solids  
**Client:** Town of Oyster Bay  
**Date:** November 18, 2025

**General Information:**

7 samples were analyzed for SM 2540C-2015 by Pace Analytical Services Melville. All samples were received in acceptable condition with any exceptions noted below or on the chain-of custody and/or the sample condition upon receipt form (SCUR) attached at the end of this report.

**Hold Time:**

The samples were analyzed within the method required hold times with any exceptions noted below.

**Method Blank:**

All analytes were below the report limit in the method blank, where applicable, with any exceptions noted below.

**Laboratory Control Spike:**

All laboratory control spike compounds were within QC limits with any exceptions noted below.

**Matrix Spikes:**

All percent recoveries and relative percent differences (RPDs) were within acceptance criteria with any exceptions noted below.

**Duplicate Sample:**

All duplicate sample results were within method acceptance criteria with any exceptions noted below.

**Additional Comments:**

## REPORT OF LABORATORY ANALYSIS

This report shall not be reproduced, except in full,  
without the written consent of Pace Analytical Services, LLC.



## PROJECT NARRATIVE

Project: OLD BETHPAGE LANDFILL 10/27

Pace Project No.: 70387947

---

**Method:** SM 3500-Cr B-2011

**Description:** Chromium, Hexavalent

**Client:** Town of Oyster Bay

**Date:** November 18, 2025

### General Information:

7 samples were analyzed for SM 3500-Cr B-2011 by Pace Analytical Services Melville. All samples were received in acceptable condition with any exceptions noted below or on the chain-of custody and/or the sample condition upon receipt form (SCUR) attached at the end of this report.

### Hold Time:

The samples were analyzed within the method required hold times with any exceptions noted below.

H1: Analysis conducted outside the EPA method holding time.

- FIELD BLANK\_10/29/25 (Lab ID: 70387947017)
- LF-1\_10/29/25 (Lab ID: 70387947015)
- LF-2 (Lab ID: 70387947011)
- MW-06F (Lab ID: 70387947001)

### Method Blank:

All analytes were below the report limit in the method blank, where applicable, with any exceptions noted below.

### Laboratory Control Spike:

All laboratory control spike compounds were within QC limits with any exceptions noted below.

### Matrix Spikes:

All percent recoveries and relative percent differences (RPDs) were within acceptance criteria with any exceptions noted below.

### Duplicate Sample:

All duplicate sample results were within method acceptance criteria with any exceptions noted below.

### Additional Comments:

## REPORT OF LABORATORY ANALYSIS

This report shall not be reproduced, except in full,  
without the written consent of Pace Analytical Services, LLC.



## PROJECT NARRATIVE

Project: OLD BETHPAGE LANDFILL 10/27

Pace Project No.: 70387947

---

**Method:** EPA 300.0

**Description:** 300.0 IC Anions 28 Days

**Client:** Town of Oyster Bay

**Date:** November 18, 2025

**General Information:**

7 samples were analyzed for EPA 300.0 by Pace Analytical Services Melville. All samples were received in acceptable condition with any exceptions noted below or on the chain-of custody and/or the sample condition upon receipt form (SCUR) attached at the end of this report.

**Hold Time:**

The samples were analyzed within the method required hold times with any exceptions noted below.

**Method Blank:**

All analytes were below the report limit in the method blank, where applicable, with any exceptions noted below.

**Laboratory Control Spike:**

All laboratory control spike compounds were within QC limits with any exceptions noted below.

**Matrix Spikes:**

All percent recoveries and relative percent differences (RPDs) were within acceptance criteria with any exceptions noted below.

**Duplicate Sample:**

All duplicate sample results were within method acceptance criteria with any exceptions noted below.

**Additional Comments:**

## REPORT OF LABORATORY ANALYSIS

This report shall not be reproduced, except in full,  
without the written consent of Pace Analytical Services, LLC.



## PROJECT NARRATIVE

Project: OLD BETHPAGE LANDFILL 10/27

Pace Project No.: 70387947

---

**Method:** EPA 351.2

**Description:** 351.2 Total Kjeldahl Nitrogen

**Client:** Town of Oyster Bay

**Date:** November 18, 2025

**General Information:**

7 samples were analyzed for EPA 351.2 by Pace Analytical Services Melville. All samples were received in acceptable condition with any exceptions noted below or on the chain-of custody and/or the sample condition upon receipt form (SCUR) attached at the end of this report.

**Hold Time:**

The samples were analyzed within the method required hold times with any exceptions noted below.

**Sample Preparation:**

The samples were prepared in accordance with EPA 351.2 with any exceptions noted below.

**Method Blank:**

All analytes were below the report limit in the method blank, where applicable, with any exceptions noted below.

**Laboratory Control Spike:**

All laboratory control spike compounds were within QC limits with any exceptions noted below.

**Matrix Spikes:**

All percent recoveries and relative percent differences (RPDs) were within acceptance criteria with any exceptions noted below.

**Duplicate Sample:**

All duplicate sample results were within method acceptance criteria with any exceptions noted below.

**Additional Comments:**

## REPORT OF LABORATORY ANALYSIS

This report shall not be reproduced, except in full,  
without the written consent of Pace Analytical Services, LLC.



## PROJECT NARRATIVE

Project: OLD BETHPAGE LANDFILL 10/27

Pace Project No.: 70387947

---

**Method:** EPA 353.2

**Description:** 353.2 Nitrogen, NO<sub>2</sub>/NO<sub>3</sub> pres.

**Client:** Town of Oyster Bay

**Date:** November 18, 2025

**General Information:**

7 samples were analyzed for EPA 353.2 by Pace Analytical Services Melville. All samples were received in acceptable condition with any exceptions noted below or on the chain-of custody and/or the sample condition upon receipt form (SCUR) attached at the end of this report.

**Hold Time:**

The samples were analyzed within the method required hold times with any exceptions noted below.

**Method Blank:**

All analytes were below the report limit in the method blank, where applicable, with any exceptions noted below.

**Laboratory Control Spike:**

All laboratory control spike compounds were within QC limits with any exceptions noted below.

**Matrix Spikes:**

All percent recoveries and relative percent differences (RPDs) were within acceptance criteria with any exceptions noted below.

**Duplicate Sample:**

All duplicate sample results were within method acceptance criteria with any exceptions noted below.

**Additional Comments:**

## REPORT OF LABORATORY ANALYSIS

This report shall not be reproduced, except in full,  
without the written consent of Pace Analytical Services, LLC.



## PROJECT NARRATIVE

Project: OLD BETHPAGE LANDFILL 10/27  
Pace Project No.: 70387947

---

**Method:** EPA 353.2  
**Description:** 353.2 Nitrogen, NO2  
**Client:** Town of Oyster Bay  
**Date:** November 18, 2025

### General Information:

7 samples were analyzed for EPA 353.2 by Pace Analytical Services Melville. All samples were received in acceptable condition with any exceptions noted below or on the chain-of custody and/or the sample condition upon receipt form (SCUR) attached at the end of this report.

### Hold Time:

The samples were analyzed within the method required hold times with any exceptions noted below.

### Method Blank:

All analytes were below the report limit in the method blank, where applicable, with any exceptions noted below.

### Laboratory Control Spike:

All laboratory control spike compounds were within QC limits with any exceptions noted below.

### Matrix Spikes:

All percent recoveries and relative percent differences (RPDs) were within acceptance criteria with any exceptions noted below.

QC Batch: 425823

A matrix spike and/or matrix spike duplicate (MS/MSD) were performed on the following sample(s): 70388224001,70388253001

M1: Matrix spike recovery exceeded QC limits. Batch accepted based on laboratory control sample (LCS) recovery.

- MS (Lab ID: 2272521)
- Nitrite as N

QC Batch: 426052

A matrix spike and/or matrix spike duplicate (MS/MSD) were performed on the following sample(s): 70388435002,70388525004

M1: Matrix spike recovery exceeded QC limits. Batch accepted based on laboratory control sample (LCS) recovery.

- MS (Lab ID: 2273814)
- Nitrite as N

### Duplicate Sample:

All duplicate sample results were within method acceptance criteria with any exceptions noted below.

### Additional Comments:

## REPORT OF LABORATORY ANALYSIS

This report shall not be reproduced, except in full,  
without the written consent of Pace Analytical Services, LLC.



## PROJECT NARRATIVE

Project: OLD BETHPAGE LANDFILL 10/27  
Pace Project No.: 70387947

---

**Method:** SM 4500-CN-E-2016  
**Description:** SM 4500 CNE Cyanide, Total  
**Client:** Town of Oyster Bay  
**Date:** November 18, 2025

### General Information:

7 samples were analyzed for SM 4500-CN-E-2016 by Pace Analytical Services Melville. All samples were received in acceptable condition with any exceptions noted below or on the chain-of custody and/or the sample condition upon receipt form (SCUR) attached at the end of this report.

### Hold Time:

The samples were analyzed within the method required hold times with any exceptions noted below.

### Sample Preparation:

The samples were prepared in accordance with SM 4500-CN-C-2016 with any exceptions noted below.

### Method Blank:

All analytes were below the report limit in the method blank, where applicable, with any exceptions noted below.

### Laboratory Control Spike:

All laboratory control spike compounds were within QC limits with any exceptions noted below.

### Matrix Spikes:

All percent recoveries and relative percent differences (RPDs) were within acceptance criteria with any exceptions noted below.

### Duplicate Sample:

All duplicate sample results were within method acceptance criteria with any exceptions noted below.

### Additional Comments:

## REPORT OF LABORATORY ANALYSIS

This report shall not be reproduced, except in full,  
without the written consent of Pace Analytical Services, LLC.



## PROJECT NARRATIVE

Project: OLD BETHPAGE LANDFILL 10/27  
Pace Project No.: 70387947

---

**Method:** SM 4500 NH3 H-2011  
**Description:** 4500 Ammonia Water  
**Client:** Town of Oyster Bay  
**Date:** November 18, 2025

### General Information:

7 samples were analyzed for SM 4500 NH3 H-2011 by Pace Analytical Services Melville. All samples were received in acceptable condition with any exceptions noted below or on the chain-of custody and/or the sample condition upon receipt form (SCUR) attached at the end of this report.

### Hold Time:

The samples were analyzed within the method required hold times with any exceptions noted below.

### Method Blank:

All analytes were below the report limit in the method blank, where applicable, with any exceptions noted below.

### Laboratory Control Spike:

All laboratory control spike compounds were within QC limits with any exceptions noted below.

### Matrix Spikes:

All percent recoveries and relative percent differences (RPDs) were within acceptance criteria with any exceptions noted below.

### Duplicate Sample:

All duplicate sample results were within method acceptance criteria with any exceptions noted below.

### Additional Comments:

This data package has been reviewed for quality and completeness and is approved for release.

## REPORT OF LABORATORY ANALYSIS

This report shall not be reproduced, except in full,  
without the written consent of Pace Analytical Services, LLC.



## ANALYTICAL RESULTS

Project: OLD BETHPAGE LANDFILL 10/27

Pace Project No.: 70387947

Sample: MW-06F	Lab ID: 70387947001	Collected: 10/27/25 12:10	Received: 10/28/25 06:00	Matrix: Water				
Parameters	Results	Units	Report Limit	DF	Prepared	Analyzed	CAS No.	Qual
<b>200.7 Metals, Total</b>		Analytical Method: EPA 200.7 Preparation Method: EPA 200.7 Pace Analytical Services - Melville						
Aluminum	517	ug/L	200	1	11/07/25 07:14	11/07/25 17:00	7429-90-5	
Barium	279	ug/L	200	1	11/07/25 07:14	11/07/25 17:00	7440-39-3	
Calcium	46500	ug/L	200	1	11/07/25 07:14	11/07/25 17:00	7440-70-2	
Chromium	<10.0	ug/L	10.0	1	11/07/25 07:14	11/07/25 17:00	7440-47-3	
Copper	<25.0	ug/L	25.0	1	11/07/25 07:14	11/07/25 17:00	7440-50-8	
Iron	22.8	ug/L	20.0	1	11/07/25 07:14	11/07/25 17:00	7439-89-6	
Lead	<5.0	ug/L	5.0	1	11/07/25 07:14	11/07/25 17:00	7439-92-1	
Magnesium	17900	ug/L	200	1	11/07/25 07:14	11/07/25 17:00	7439-95-4	
Manganese	138	ug/L	10.0	1	11/07/25 07:14	11/07/25 17:00	7439-96-5	
Nickel	21.3J	ug/L	40.0	1	11/07/25 07:14	11/07/25 17:00	7440-02-0	
Potassium	11700	ug/L	5000	1	11/07/25 07:14	11/07/25 17:00	7440-09-7	
Sodium	204000	ug/L	5000	1	11/07/25 07:14	11/07/25 17:00	7440-23-5	
Zinc	24.9	ug/L	20.0	1	11/07/25 07:14	11/07/25 17:00	7440-66-6	
<b>2340B Hardness, Total (Calc.)</b>		Analytical Method: SM 2340B-2011 Pace Analytical Services - Melville						
Tot Hardness asCaCO3 (SM 2340B)	190000	ug/L	830	1		11/07/25 17:00		
<b>245.1 Mercury</b>		Analytical Method: EPA 245.1 Preparation Method: EPA 245.1 Pace Analytical Services - Melville						
Mercury	0.42	ug/L	0.20	1	11/03/25 07:16	11/03/25 15:38	7439-97-6	
<b>8260D Volatile Organics</b>		Analytical Method: EPA 8260D/5030C Pace Analytical Services - Melville						
Benzene	<1.0	ug/L	1.0	1		10/28/25 20:44	71-43-2	
Bromodichloromethane	<1.0	ug/L	1.0	1		10/28/25 20:44	75-27-4	
Bromoform	<1.0	ug/L	1.0	1		10/28/25 20:44	75-25-2	
n-Butylbenzene	<1.0	ug/L	1.0	1		10/28/25 20:44	104-51-8	
tert-Butylbenzene	<1.0	ug/L	1.0	1		10/28/25 20:44	98-06-6	
Carbon tetrachloride	<1.0	ug/L	1.0	1		10/28/25 20:44	56-23-5	
Chlorobenzene	<1.0	ug/L	1.0	1		10/28/25 20:44	108-90-7	
Chloroethane	<1.0	ug/L	1.0	1		10/28/25 20:44	75-00-3	
Chloroform	<1.0	ug/L	1.0	1		10/28/25 20:44	67-66-3	
Dibromochloromethane	<1.0	ug/L	1.0	1		10/28/25 20:44	124-48-1	
1,2-Dichlorobenzene	<1.0	ug/L	1.0	1		10/28/25 20:44	95-50-1	
1,3-Dichlorobenzene	<1.0	ug/L	1.0	1		10/28/25 20:44	541-73-1	
1,4-Dichlorobenzene	<1.0	ug/L	1.0	1		10/28/25 20:44	106-46-7	
Dichlorodifluoromethane	<1.0	ug/L	1.0	1		10/28/25 20:44	75-71-8	v3
1,1-Dichloroethane	<1.0	ug/L	1.0	1		10/28/25 20:44	75-34-3	
1,2-Dichloroethane	<1.0	ug/L	1.0	1		10/28/25 20:44	107-06-2	
1,1-Dichloroethene	<1.0	ug/L	1.0	1		10/28/25 20:44	75-35-4	
cis-1,2-Dichloroethene	<1.0	ug/L	1.0	1		10/28/25 20:44	156-59-2	
trans-1,2-Dichloroethene	<1.0	ug/L	1.0	1		10/28/25 20:44	156-60-5	
1,2-Dichloropropane	<1.0	ug/L	1.0	1		10/28/25 20:44	78-87-5	
Ethylbenzene	<1.0	ug/L	1.0	1		10/28/25 20:44	100-41-4	

## REPORT OF LABORATORY ANALYSIS

This report shall not be reproduced, except in full,  
without the written consent of Pace Analytical Services, LLC.



### ANALYTICAL RESULTS

Project: OLD BETHPAGE LANDFILL 10/27

Pace Project No.: 70387947

Sample: MW-06F	Lab ID: 70387947001	Collected: 10/27/25 12:10	Received: 10/28/25 06:00	Matrix: Water				
Parameters	Results	Units	Report Limit	DF	Prepared	Analyzed	CAS No.	Qual
<b>8260D Volatile Organics</b>								
Analytical Method: EPA 8260D/5030C								
Pace Analytical Services - Melville								
Isopropylbenzene (Cumene)	<1.0	ug/L	1.0	1		10/28/25 20:44	98-82-8	
Methylene Chloride	<1.0	ug/L	1.0	1		10/28/25 20:44	75-09-2	
Tetrachloroethene	<1.0	ug/L	1.0	1		10/28/25 20:44	127-18-4	
Toluene	<1.0	ug/L	1.0	1		10/28/25 20:44	108-88-3	
1,1,1-Trichloroethane	<1.0	ug/L	1.0	1		10/28/25 20:44	71-55-6	
Trichloroethene	<1.0	ug/L	1.0	1		10/28/25 20:44	79-01-6	
Vinyl chloride	<1.0	ug/L	1.0	1		10/28/25 20:44	75-01-4	
Xylene (Total)	<3.0	ug/L	3.0	1		10/28/25 20:44	1330-20-7	
m&p-Xylene	<2.0	ug/L	2.0	1		10/28/25 20:44	179601-23-1	
o-Xylene	<1.0	ug/L	1.0	1		10/28/25 20:44	95-47-6	
<b>Surrogates</b>								
1,2-Dichloroethane-d4 (S)	107	%	80-120	1		10/28/25 20:44	17060-07-0	
4-Bromofluorobenzene (S)	96	%	80-120	1		10/28/25 20:44	460-00-4	
Toluene-d8 (S)	103	%	80-120	1		10/28/25 20:44	2037-26-5	
<b>NB 420.4 Phenolics, Total</b>								
Analytical Method: EPA 420.4, Rev 1.0 Preparation Method: EPA 420.4, Rev 1.0								
Pace Analytical Services - Newburgh								
Phenolics, Total Recoverable	<0.010	mg/L	0.010	1	11/11/25 15:00	11/12/25 17:28		
<b>2320B Alkalinity</b>								
Analytical Method: SM 2320B-2011								
Pace Analytical Services - Melville								
Alkalinity, Total(CaCO3) pH4.5	<5.0	mg/L	5.0	1		11/03/25 13:08		
Alkalinity,Bicarbonate (CaCO3)	<5.0	mg/L	5.0	1		11/03/25 13:08		
Alkalinity,Carbonate (CaCO3)	<5.0	mg/L	5.0	1		11/03/25 13:08		
<b>2540C Total Dissolved Solids</b>								
Analytical Method: SM 2540C-2015								
Pace Analytical Services - Melville								
Total Dissolved Solids	872	mg/L	50.0	1		11/03/25 11:47		
<b>Chromium, Hexavalent</b>								
Analytical Method: SM 3500-Cr B-2011								
Pace Analytical Services - Melville								
Chromium, Hexavalent	<0.020	mg/L	0.020	1		10/28/25 12:56	18540-29-9	H1
<b>300.0 IC Anions 28 Days</b>								
Analytical Method: EPA 300.0								
Pace Analytical Services - Melville								
Chloride	553	mg/L	20.0	10		11/11/25 21:45	16887-00-6	
Sulfate	<5.0	mg/L	5.0	1		11/11/25 04:51	14808-79-8	
<b>351.2 Total Kjeldahl Nitrogen</b>								
Analytical Method: EPA 351.2 Preparation Method: EPA 351.2								
Pace Analytical Services - Melville								
Nitrogen, Kjeldahl, Total	0.24	mg/L	0.10	1	11/07/25 02:00	11/07/25 12:26	7727-37-9	
<b>353.2 Nitrogen, NO2/NO3 pres.</b>								
Analytical Method: EPA 353.2								
Pace Analytical Services - Melville								
Nitrate-Nitrite (as N)	4.4	mg/L	0.25	5		11/12/25 10:05	7727-37-9	

### REPORT OF LABORATORY ANALYSIS

This report shall not be reproduced, except in full,  
without the written consent of Pace Analytical Services, LLC.



### ANALYTICAL RESULTS

Project: OLD BETHPAGE LANDFILL 10/27

Pace Project No.: 70387947

Sample: MW-06F		Lab ID: 70387947001	Collected: 10/27/25 12:10	Received: 10/28/25 06:00	Matrix: Water			
Parameters	Results	Units	Report Limit	DF	Prepared	Analyzed	CAS No.	Qual
<b>353.2 Nitrogen, NO2</b>		Analytical Method: EPA 353.2 Pace Analytical Services - Melville						
Nitrite as N	<0.050	mg/L	0.050	1		10/29/25 00:38	14797-65-0	
<b>SM 4500 CNE Cyanide, Total</b>		Analytical Method: SM 4500-CN-E-2016 Preparation Method: SM 4500-CN-C-2016 Pace Analytical Services - Melville						
Cyanide	14.3	ug/L	10.0	1	10/29/25 14:35	10/29/25 16:31	57-12-5	
<b>4500 Ammonia Water</b>		Analytical Method: SM 4500 NH3 H-2011 Pace Analytical Services - Melville						
Nitrogen, Ammonia	0.40	mg/L	0.10	1		11/09/25 11:52	7664-41-7	

### REPORT OF LABORATORY ANALYSIS

This report shall not be reproduced, except in full,  
without the written consent of Pace Analytical Services, LLC.



### ANALYTICAL RESULTS

Project: OLD BETHPAGE LANDFILL 10/27

Pace Project No.: 70387947

Parameters	Results	Units	Report Limit	DF	Prepared	Analyzed	CAS No.	Qual
<b>Sample: MW-06F-DISSOLVED</b>								
<b>Lab ID: 70387947002</b>								
Collected: 10/27/25 12:10 Received: 10/28/25 06:00 Matrix: Water								
<b>200.7 Metals, Dissolved</b>								
Analytical Method: EPA 200.7								
Pace Analytical Services - Melville								
Aluminum, Dissolved	211	ug/L	200	1		11/03/25 11:52	7429-90-5	B
Barium, Dissolved	272	ug/L	200	1		11/03/25 11:52	7440-39-3	
Calcium, Dissolved	47900	ug/L	200	1		11/03/25 11:52	7440-70-2	
Chromium, Dissolved	<10.0	ug/L	10.0	1		11/03/25 11:52	7440-47-3	
Copper, Dissolved	<25.0	ug/L	25.0	1		11/03/25 11:52	7440-50-8	
Iron, Dissolved	<20.0	ug/L	20.0	1		11/03/25 11:52	7439-89-6	
Lead, Dissolved	<5.0	ug/L	5.0	1		11/03/25 11:52	7439-92-1	
Magnesium, Dissolved	18700	ug/L	1000	1		11/03/25 11:52	7439-95-4	
Manganese, Dissolved	125	ug/L	10.0	1		11/03/25 11:52	7439-96-5	
Nickel, Dissolved	29.8J	ug/L	40.0	1		11/03/25 11:52	7440-02-0	
Potassium, Dissolved	12100	ug/L	5000	1		11/03/25 11:52	7440-09-7	
Sodium, Dissolved	219000	ug/L	5000	1		11/03/25 11:52	7440-23-5	
Zinc, Dissolved	10.5J	ug/L	20.0	1		11/03/25 11:52	7440-66-6	
<b>245.1 Mercury, Dissolved</b>								
Analytical Method: EPA 245.1 Preparation Method: EPA 245.1								
Pace Analytical Services - Melville								
Mercury, Dissolved	0.064J	ug/L	0.20	1	11/05/25 06:00	11/05/25 14:33	7439-97-6	

### REPORT OF LABORATORY ANALYSIS

This report shall not be reproduced, except in full,  
without the written consent of Pace Analytical Services, LLC.



## ANALYTICAL RESULTS

Project: OLD BETHPAGE LANDFILL 10/27

Pace Project No.: 70387947

Sample: MW-06C	Lab ID: 70387947003	Collected: 10/27/25 13:15	Received: 10/28/25 06:00	Matrix: Water				
Parameters	Results	Units	Report Limit	DF	Prepared	Analyzed	CAS No.	Qual
<b>200.7 Metals, Total</b>		Analytical Method: EPA 200.7 Preparation Method: EPA 200.7 Pace Analytical Services - Melville						
Aluminum	358	ug/L	200	1	11/07/25 07:14	11/07/25 17:02	7429-90-5	
Barium	36.4J	ug/L	200	1	11/07/25 07:14	11/07/25 17:02	7440-39-3	
Calcium	45500	ug/L	200	1	11/07/25 07:14	11/07/25 17:02	7440-70-2	
Chromium	1.1J	ug/L	10.0	1	11/07/25 07:14	11/07/25 17:02	7440-47-3	
Copper	<25.0	ug/L	25.0	1	11/07/25 07:14	11/07/25 17:02	7440-50-8	
Iron	7740	ug/L	20.0	1	11/07/25 07:14	11/07/25 17:02	7439-89-6	
Lead	<5.0	ug/L	5.0	1	11/07/25 07:14	11/07/25 17:02	7439-92-1	
Magnesium	18900	ug/L	200	1	11/07/25 07:14	11/07/25 17:02	7439-95-4	
Manganese	106	ug/L	10.0	1	11/07/25 07:14	11/07/25 17:02	7439-96-5	
Nickel	11.0J	ug/L	40.0	1	11/07/25 07:14	11/07/25 17:02	7440-02-0	
Potassium	78000	ug/L	5000	1	11/07/25 07:14	11/07/25 17:02	7440-09-7	
Sodium	244000	ug/L	5000	1	11/07/25 07:14	11/07/25 17:02	7440-23-5	
Zinc	<20.0	ug/L	20.0	1	11/07/25 07:14	11/07/25 17:02	7440-66-6	
<b>2340B Hardness, Total (Calc.)</b>		Analytical Method: SM 2340B-2011 Pace Analytical Services - Melville						
Tot Hardness asCaCO3 (SM 2340B)	191000	ug/L	830	1		11/07/25 17:02		
<b>245.1 Mercury</b>		Analytical Method: EPA 245.1 Preparation Method: EPA 245.1 Pace Analytical Services - Melville						
Mercury	0.060J	ug/L	0.20	1	11/03/25 07:16	11/03/25 15:42	7439-97-6	B
<b>8260D Volatile Organics</b>		Analytical Method: EPA 8260D/5030C Pace Analytical Services - Melville						
Benzene	2.1	ug/L	1.0	1		10/28/25 21:03	71-43-2	
Bromodichloromethane	<1.0	ug/L	1.0	1		10/28/25 21:03	75-27-4	
Bromoform	<1.0	ug/L	1.0	1		10/28/25 21:03	75-25-2	
n-Butylbenzene	<1.0	ug/L	1.0	1		10/28/25 21:03	104-51-8	
tert-Butylbenzene	<1.0	ug/L	1.0	1		10/28/25 21:03	98-06-6	
Carbon tetrachloride	<1.0	ug/L	1.0	1		10/28/25 21:03	56-23-5	
Chlorobenzene	6.9	ug/L	1.0	1		10/28/25 21:03	108-90-7	
Chloroethane	<1.0	ug/L	1.0	1		10/28/25 21:03	75-00-3	
Chloroform	<1.0	ug/L	1.0	1		10/28/25 21:03	67-66-3	
Dibromochloromethane	<1.0	ug/L	1.0	1		10/28/25 21:03	124-48-1	
1,2-Dichlorobenzene	<1.0	ug/L	1.0	1		10/28/25 21:03	95-50-1	
1,3-Dichlorobenzene	<1.0	ug/L	1.0	1		10/28/25 21:03	541-73-1	
1,4-Dichlorobenzene	2.5	ug/L	1.0	1		10/28/25 21:03	106-46-7	
Dichlorodifluoromethane	<1.0	ug/L	1.0	1		10/28/25 21:03	75-71-8	v3
1,1-Dichloroethane	<1.0	ug/L	1.0	1		10/28/25 21:03	75-34-3	
1,2-Dichloroethane	<1.0	ug/L	1.0	1		10/28/25 21:03	107-06-2	
1,1-Dichloroethene	<1.0	ug/L	1.0	1		10/28/25 21:03	75-35-4	
cis-1,2-Dichloroethene	<1.0	ug/L	1.0	1		10/28/25 21:03	156-59-2	
trans-1,2-Dichloroethene	<1.0	ug/L	1.0	1		10/28/25 21:03	156-60-5	
1,2-Dichloropropane	<1.0	ug/L	1.0	1		10/28/25 21:03	78-87-5	
Ethylbenzene	<1.0	ug/L	1.0	1		10/28/25 21:03	100-41-4	

## REPORT OF LABORATORY ANALYSIS

This report shall not be reproduced, except in full,  
without the written consent of Pace Analytical Services, LLC.



### ANALYTICAL RESULTS

Project: OLD BETHPAGE LANDFILL 10/27

Pace Project No.: 70387947

Sample: MW-06C	Lab ID: 70387947003	Collected: 10/27/25 13:15	Received: 10/28/25 06:00	Matrix: Water				
Parameters	Results	Units	Report Limit	DF	Prepared	Analyzed	CAS No.	Qual
<b>8260D Volatile Organics</b>		Analytical Method: EPA 8260D/5030C Pace Analytical Services - Melville						
Isopropylbenzene (Cumene)	2.7	ug/L	1.0	1		10/28/25 21:03	98-82-8	
Methylene Chloride	<1.0	ug/L	1.0	1		10/28/25 21:03	75-09-2	
Tetrachloroethene	<1.0	ug/L	1.0	1		10/28/25 21:03	127-18-4	
Toluene	<1.0	ug/L	1.0	1		10/28/25 21:03	108-88-3	
1,1,1-Trichloroethane	<1.0	ug/L	1.0	1		10/28/25 21:03	71-55-6	
Trichloroethene	<1.0	ug/L	1.0	1		10/28/25 21:03	79-01-6	
Vinyl chloride	<1.0	ug/L	1.0	1		10/28/25 21:03	75-01-4	
Xylene (Total)	<3.0	ug/L	3.0	1		10/28/25 21:03	1330-20-7	
m&p-Xylene	<2.0	ug/L	2.0	1		10/28/25 21:03	179601-23-1	
o-Xylene	<1.0	ug/L	1.0	1		10/28/25 21:03	95-47-6	
<b>Surrogates</b>								
1,2-Dichloroethane-d4 (S)	106	%	80-120	1		10/28/25 21:03	17060-07-0	
4-Bromofluorobenzene (S)	99	%	80-120	1		10/28/25 21:03	460-00-4	
Toluene-d8 (S)	106	%	80-120	1		10/28/25 21:03	2037-26-5	
<b>NB 420.4 Phenolics, Total</b>		Analytical Method: EPA 420.4, Rev 1.0 Preparation Method: EPA 420.4, Rev 1.0 Pace Analytical Services - Newburgh						
Phenolics, Total Recoverable	0.0053J	mg/L	0.010	1	11/11/25 15:00	11/12/25 17:32		
<b>2320B Alkalinity</b>		Analytical Method: SM 2320B-2011 Pace Analytical Services - Melville						
Alkalinity, Total(CaCO3) pH4.5	981	mg/L	5.0	1		11/03/25 13:13		
Alkalinity,Bicarbonate (CaCO3)	981	mg/L	5.0	1		11/03/25 13:13		
Alkalinity,Carbonate (CaCO3)	<5.0	mg/L	5.0	1		11/03/25 13:13		
<b>2540C Total Dissolved Solids</b>		Analytical Method: SM 2540C-2015 Pace Analytical Services - Melville						
Total Dissolved Solids	1080	mg/L	500	1		11/03/25 11:48		
<b>Chromium, Hexavalent</b>		Analytical Method: SM 3500-Cr B-2011 Pace Analytical Services - Melville						
Chromium, Hexavalent	<0.020	mg/L	0.020	1		10/28/25 12:57	18540-29-9	
<b>300.0 IC Anions 28 Days</b>		Analytical Method: EPA 300.0 Pace Analytical Services - Melville						
Chloride	232	mg/L	10.0	5		11/11/25 22:02	16887-00-6	
Sulfate	<5.0	mg/L	5.0	1		11/11/25 05:08	14808-79-8	
<b>351.2 Total Kjeldahl Nitrogen</b>		Analytical Method: EPA 351.2 Preparation Method: EPA 351.2 Pace Analytical Services - Melville						
Nitrogen, Kjeldahl, Total	83.4	mg/L	5.0	50	11/07/25 02:00	11/07/25 12:51	7727-37-9	
<b>353.2 Nitrogen, NO2/NO3 pres.</b>		Analytical Method: EPA 353.2 Pace Analytical Services - Melville						
Nitrate-Nitrite (as N)	<0.050	mg/L	0.050	1		11/12/25 10:32	7727-37-9	

### REPORT OF LABORATORY ANALYSIS

This report shall not be reproduced, except in full,  
without the written consent of Pace Analytical Services, LLC.



### ANALYTICAL RESULTS

Project: OLD BETHPAGE LANDFILL 10/27

Pace Project No.: 70387947

Sample: MW-06C		Lab ID: 70387947003		Collected: 10/27/25 13:15	Received: 10/28/25 06:00	Matrix: Water		
Parameters	Results	Units	Report Limit	DF	Prepared	Analyzed	CAS No.	Qual
<b>353.2 Nitrogen, NO2</b>		Analytical Method: EPA 353.2 Pace Analytical Services - Melville						
Nitrite as N	<0.050	mg/L	0.050	1		10/29/25 00:41	14797-65-0	
<b>SM 4500 CNE Cyanide, Total</b>		Analytical Method: SM 4500-CN-E-2016 Preparation Method: SM 4500-CN-C-2016 Pace Analytical Services - Melville						
Cyanide	16.0	ug/L	10.0	1	10/29/25 14:35	10/29/25 16:33	57-12-5	
<b>4500 Ammonia Water</b>		Analytical Method: SM 4500 NH3 H-2011 Pace Analytical Services - Melville						
Nitrogen, Ammonia	68.0	mg/L	2.0	20		11/09/25 12:10	7664-41-7	

### REPORT OF LABORATORY ANALYSIS

This report shall not be reproduced, except in full,  
without the written consent of Pace Analytical Services, LLC.



### ANALYTICAL RESULTS

Project: OLD BETHPAGE LANDFILL 10/27

Pace Project No.: 70387947

**Sample: MW-06C-DISSOLVED**      **Lab ID: 70387947004**      Collected: 10/27/25 13:15      Received: 10/28/25 06:00      Matrix: Water

Parameters	Results	Units	Report Limit	DF	Prepared	Analyzed	CAS No.	Qual
<b>200.7 Metals, Dissolved</b>		Analytical Method: EPA 200.7 Pace Analytical Services - Melville						
Aluminum, Dissolved	<b>116J</b>	ug/L	200	1		11/13/25 15:27	7429-90-5	
Barium, Dissolved	<b>13.3J</b>	ug/L	200	1		11/13/25 15:27	7440-39-3	
Calcium, Dissolved	<b>40000</b>	ug/L	200	1		11/13/25 15:27	7440-70-2	
Chromium, Dissolved	<b>1.7J</b>	ug/L	10.0	1		11/13/25 15:27	7440-47-3	
Copper, Dissolved	<b>&lt;25.0</b>	ug/L	25.0	1		11/13/25 15:27	7440-50-8	
Iron, Dissolved	<b>59.1</b>	ug/L	20.0	1		11/13/25 15:27	7439-89-6	
Lead, Dissolved	<b>&lt;5.0</b>	ug/L	5.0	1		11/13/25 15:27	7439-92-1	
Magnesium, Dissolved	<b>18000</b>	ug/L	1000	1		11/13/25 15:27	7439-95-4	
Manganese, Dissolved	<b>32.4</b>	ug/L	10.0	1		11/13/25 15:27	7439-96-5	
Nickel, Dissolved	<b>14.5J</b>	ug/L	40.0	1		11/13/25 15:27	7440-02-0	
Potassium, Dissolved	<b>79200</b>	ug/L	5000	1		11/13/25 15:27	7440-09-7	
Sodium, Dissolved	<b>246000</b>	ug/L	5000	1		11/13/25 15:27	7440-23-5	
Zinc, Dissolved	<b>&lt;20.0</b>	ug/L	20.0	1		11/13/25 15:27	7440-66-6	
<b>245.1 Mercury, Dissolved</b>		Analytical Method: EPA 245.1      Preparation Method: EPA 245.1 Pace Analytical Services - Melville						
Mercury, Dissolved	<b>&lt;0.20</b>	ug/L	0.20	1	11/05/25 06:00	11/05/25 14:34	7439-97-6	

### REPORT OF LABORATORY ANALYSIS

This report shall not be reproduced, except in full,  
without the written consent of Pace Analytical Services, LLC.



## ANALYTICAL RESULTS

Project: OLD BETHPAGE LANDFILL 10/27

Pace Project No.: 70387947

Sample: MW-06B	Lab ID: 70387947005	Collected: 10/27/25 15:05	Received: 10/28/25 06:00	Matrix: Water				
Parameters	Results	Units	Report Limit	DF	Prepared	Analyzed	CAS No.	Qual
<b>200.7 Metals, Total</b>		Analytical Method: EPA 200.7 Preparation Method: EPA 200.7 Pace Analytical Services - Melville						
Aluminum	154J	ug/L	200	1	11/07/25 07:14	11/07/25 17:03	7429-90-5	
Barium	53.1J	ug/L	200	1	11/07/25 07:14	11/07/25 17:03	7440-39-3	
Calcium	22300	ug/L	200	1	11/07/25 07:14	11/07/25 17:03	7440-70-2	
Chromium	<10.0	ug/L	10.0	1	11/07/25 07:14	11/07/25 17:03	7440-47-3	
Copper	<25.0	ug/L	25.0	1	11/07/25 07:14	11/07/25 17:03	7440-50-8	
Iron	17600	ug/L	20.0	1	11/07/25 07:14	11/07/25 17:03	7439-89-6	
Lead	<5.0	ug/L	5.0	1	11/07/25 07:14	11/07/25 17:03	7439-92-1	
Magnesium	18900	ug/L	200	1	11/07/25 07:14	11/07/25 17:03	7439-95-4	
Manganese	36.3	ug/L	10.0	1	11/07/25 07:14	11/07/25 17:03	7439-96-5	
Nickel	<40.0	ug/L	40.0	1	11/07/25 07:14	11/07/25 17:03	7440-02-0	
Potassium	35300	ug/L	5000	1	11/07/25 07:14	11/07/25 17:03	7440-09-7	
Sodium	88300	ug/L	5000	1	11/07/25 07:14	11/07/25 17:03	7440-23-5	
Zinc	<20.0	ug/L	20.0	1	11/07/25 07:14	11/07/25 17:03	7440-66-6	
<b>2340B Hardness, Total (Calc.)</b>		Analytical Method: SM 2340B-2011 Pace Analytical Services - Melville						
Tot Hardness asCaCO3 (SM 2340B)	134000	ug/L	830	1		11/07/25 17:03		
<b>245.1 Mercury</b>		Analytical Method: EPA 245.1 Preparation Method: EPA 245.1 Pace Analytical Services - Melville						
Mercury	<0.20	ug/L	0.20	1	11/10/25 11:06	11/12/25 16:01	7439-97-6	
<b>8260D Volatile Organics</b>		Analytical Method: EPA 8260D/5030C Pace Analytical Services - Melville						
Benzene	<1.0	ug/L	1.0	1		10/28/25 21:23	71-43-2	
Bromodichloromethane	<1.0	ug/L	1.0	1		10/28/25 21:23	75-27-4	
Bromoform	<1.0	ug/L	1.0	1		10/28/25 21:23	75-25-2	
n-Butylbenzene	<1.0	ug/L	1.0	1		10/28/25 21:23	104-51-8	
tert-Butylbenzene	<1.0	ug/L	1.0	1		10/28/25 21:23	98-06-6	
Carbon tetrachloride	<1.0	ug/L	1.0	1		10/28/25 21:23	56-23-5	
Chlorobenzene	2.7	ug/L	1.0	1		10/28/25 21:23	108-90-7	
Chloroethane	<1.0	ug/L	1.0	1		10/28/25 21:23	75-00-3	
Chloroform	<1.0	ug/L	1.0	1		10/28/25 21:23	67-66-3	
Dibromochloromethane	<1.0	ug/L	1.0	1		10/28/25 21:23	124-48-1	
1,2-Dichlorobenzene	<1.0	ug/L	1.0	1		10/28/25 21:23	95-50-1	
1,3-Dichlorobenzene	<1.0	ug/L	1.0	1		10/28/25 21:23	541-73-1	
1,4-Dichlorobenzene	1.1	ug/L	1.0	1		10/28/25 21:23	106-46-7	
Dichlorodifluoromethane	<1.0	ug/L	1.0	1		10/28/25 21:23	75-71-8	v3
1,1-Dichloroethane	<1.0	ug/L	1.0	1		10/28/25 21:23	75-34-3	
1,2-Dichloroethane	<1.0	ug/L	1.0	1		10/28/25 21:23	107-06-2	
1,1-Dichloroethene	<1.0	ug/L	1.0	1		10/28/25 21:23	75-35-4	
cis-1,2-Dichloroethene	<1.0	ug/L	1.0	1		10/28/25 21:23	156-59-2	
trans-1,2-Dichloroethene	<1.0	ug/L	1.0	1		10/28/25 21:23	156-60-5	
1,2-Dichloropropane	<1.0	ug/L	1.0	1		10/28/25 21:23	78-87-5	
Ethylbenzene	<1.0	ug/L	1.0	1		10/28/25 21:23	100-41-4	

## REPORT OF LABORATORY ANALYSIS

This report shall not be reproduced, except in full,  
without the written consent of Pace Analytical Services, LLC.



## ANALYTICAL RESULTS

Project: OLD BETHPAGE LANDFILL 10/27

Pace Project No.: 70387947

Sample: MW-06B	Lab ID: 70387947005	Collected: 10/27/25 15:05	Received: 10/28/25 06:00	Matrix: Water				
Parameters	Results	Units	Report Limit	DF	Prepared	Analyzed	CAS No.	Qual
<b>8260D Volatile Organics</b>								
Analytical Method: EPA 8260D/5030C								
Pace Analytical Services - Melville								
Isopropylbenzene (Cumene)	<1.0	ug/L	1.0	1		10/28/25 21:23	98-82-8	
Methylene Chloride	<1.0	ug/L	1.0	1		10/28/25 21:23	75-09-2	
Tetrachloroethene	<1.0	ug/L	1.0	1		10/28/25 21:23	127-18-4	
Toluene	<1.0	ug/L	1.0	1		10/28/25 21:23	108-88-3	
1,1,1-Trichloroethane	<1.0	ug/L	1.0	1		10/28/25 21:23	71-55-6	
Trichloroethene	<1.0	ug/L	1.0	1		10/28/25 21:23	79-01-6	
Vinyl chloride	<1.0	ug/L	1.0	1		10/28/25 21:23	75-01-4	
Xylene (Total)	<3.0	ug/L	3.0	1		10/28/25 21:23	1330-20-7	
m&p-Xylene	<2.0	ug/L	2.0	1		10/28/25 21:23	179601-23-1	
o-Xylene	<1.0	ug/L	1.0	1		10/28/25 21:23	95-47-6	
<b>Surrogates</b>								
1,2-Dichloroethane-d4 (S)	108	%	80-120	1		10/28/25 21:23	17060-07-0	
4-Bromofluorobenzene (S)	97	%	80-120	1		10/28/25 21:23	460-00-4	
Toluene-d8 (S)	104	%	80-120	1		10/28/25 21:23	2037-26-5	
<b>NB 420.4 Phenolics, Total</b>								
Analytical Method: EPA 420.4, Rev 1.0 Preparation Method: EPA 420.4, Rev 1.0								
Pace Analytical Services - Newburgh								
Phenolics, Total Recoverable	<0.010	mg/L	0.010	1	11/11/25 15:00	11/12/25 17:36		
<b>2320B Alkalinity</b>								
Analytical Method: SM 2320B-2011								
Pace Analytical Services - Melville								
Alkalinity, Total(CaCO3) pH4.5	397	mg/L	5.0	1		11/05/25 17:26		
Alkalinity,Bicarbonate (CaCO3)	397	mg/L	5.0	1		11/05/25 17:26		
Alkalinity,Carbonate (CaCO3)	<5.0	mg/L	5.0	1		11/05/25 17:26		
<b>2540C Total Dissolved Solids</b>								
Analytical Method: SM 2540C-2015								
Pace Analytical Services - Melville								
Total Dissolved Solids	400	mg/L	50.0	1		11/03/25 12:10		
<b>Chromium, Hexavalent</b>								
Analytical Method: SM 3500-Cr B-2011								
Pace Analytical Services - Melville								
Chromium, Hexavalent	<0.10	mg/L	0.10	5		10/28/25 12:57	18540-29-9	
<b>300.0 IC Anions 28 Days</b>								
Analytical Method: EPA 300.0								
Pace Analytical Services - Melville								
Chloride	141	mg/L	4.0	2		11/11/25 22:20	16887-00-6	
Sulfate	5.4	mg/L	5.0	1		11/11/25 05:26	14808-79-8	
<b>351.2 Total Kjeldahl Nitrogen</b>								
Analytical Method: EPA 351.2 Preparation Method: EPA 351.2								
Pace Analytical Services - Melville								
Nitrogen, Kjeldahl, Total	39.6	mg/L	2.0	20	11/07/25 02:00	11/07/25 12:52	7727-37-9	
<b>353.2 Nitrogen, NO2/NO3 pres.</b>								
Analytical Method: EPA 353.2								
Pace Analytical Services - Melville								
Nitrate-Nitrite (as N)	0.038J	mg/L	0.050	1		11/12/25 10:34	7727-37-9	

## REPORT OF LABORATORY ANALYSIS

This report shall not be reproduced, except in full,  
without the written consent of Pace Analytical Services, LLC.



### ANALYTICAL RESULTS

Project: OLD BETHPAGE LANDFILL 10/27

Pace Project No.: 70387947

Sample: MW-06B		Lab ID: 70387947005		Collected: 10/27/25 15:05	Received: 10/28/25 06:00	Matrix: Water		
Parameters	Results	Units	Report Limit	DF	Prepared	Analyzed	CAS No.	Qual
<b>353.2 Nitrogen, NO2</b>		Analytical Method: EPA 353.2 Pace Analytical Services - Melville						
Nitrite as N	<0.050	mg/L	0.050	1		10/29/25 00:43	14797-65-0	
<b>SM 4500 CNE Cyanide, Total</b>		Analytical Method: SM 4500-CN-E-2016 Preparation Method: SM 4500-CN-C-2016 Pace Analytical Services - Melville						
Cyanide	<10.0	ug/L	10.0	1	10/29/25 14:35	10/29/25 16:34	57-12-5	
<b>4500 Ammonia Water</b>		Analytical Method: SM 4500 NH3 H-2011 Pace Analytical Services - Melville						
Nitrogen, Ammonia	38.9	mg/L	5.0	50		11/09/25 12:12	7664-41-7	

### REPORT OF LABORATORY ANALYSIS

This report shall not be reproduced, except in full,  
without the written consent of Pace Analytical Services, LLC.



**ANALYTICAL RESULTS**

Project: OLD BETHPAGE LANDFILL 10/27

Pace Project No.: 70387947

**Sample: MW-06B-DISSOLVED**      **Lab ID: 70387947006**      Collected: 10/27/25 15:05      Received: 10/28/25 06:00      Matrix: Water

Parameters	Results	Units	Report Limit	DF	Prepared	Analyzed	CAS No.	Qual
<b>200.7 Metals, Dissolved</b>		Analytical Method: EPA 200.7 Pace Analytical Services - Melville						
Aluminum, Dissolved	<b>46.5J</b>	ug/L	200	1		11/13/25 15:38	7429-90-5	
Barium, Dissolved	<b>20.8J</b>	ug/L	200	1		11/13/25 15:38	7440-39-3	
Calcium, Dissolved	<b>16700</b>	ug/L	200	1		11/13/25 15:38	7440-70-2	
Chromium, Dissolved	<b>&lt;10.0</b>	ug/L	10.0	1		11/13/25 15:38	7440-47-3	
Copper, Dissolved	<b>&lt;25.0</b>	ug/L	25.0	1		11/13/25 15:38	7440-50-8	
Iron, Dissolved	<b>&lt;20.0</b>	ug/L	20.0	1		11/13/25 15:38	7439-89-6	
Lead, Dissolved	<b>&lt;5.0</b>	ug/L	5.0	1		11/13/25 15:38	7439-92-1	
Magnesium, Dissolved	<b>16700</b>	ug/L	1000	1		11/13/25 15:38	7439-95-4	
Manganese, Dissolved	<b>9.6J</b>	ug/L	10.0	1		11/13/25 15:38	7439-96-5	
Nickel, Dissolved	<b>4.3J</b>	ug/L	40.0	1		11/13/25 15:38	7440-02-0	
Potassium, Dissolved	<b>34200</b>	ug/L	5000	1		11/13/25 15:38	7440-09-7	
Sodium, Dissolved	<b>87500</b>	ug/L	5000	1		11/13/25 15:38	7440-23-5	
Zinc, Dissolved	<b>&lt;20.0</b>	ug/L	20.0	1		11/13/25 15:38	7440-66-6	
<b>245.1 Mercury, Dissolved</b>		Analytical Method: EPA 245.1      Preparation Method: EPA 245.1 Pace Analytical Services - Melville						
Mercury, Dissolved	<b>&lt;0.20</b>	ug/L	0.20	1	11/05/25 06:00	11/05/25 14:36	7439-97-6	

**REPORT OF LABORATORY ANALYSIS**

This report shall not be reproduced, except in full,  
without the written consent of Pace Analytical Services, LLC.



## ANALYTICAL RESULTS

Project: OLD BETHPAGE LANDFILL 10/27

Pace Project No.: 70387947

Sample: TRIP BLANK-10/27/25	Lab ID: 70387947007	Collected: 10/27/25 00:00	Received: 10/28/25 06:00	Matrix: Water				
Parameters	Results	Units	Report Limit	DF	Prepared	Analyzed	CAS No.	Qual
<b>8260D Volatile Organics</b>		Analytical Method: EPA 8260D/5030C Pace Analytical Services - Melville						
Benzene	<1.0	ug/L	1.0	1		10/28/25 21:42	71-43-2	
Bromodichloromethane	<1.0	ug/L	1.0	1		10/28/25 21:42	75-27-4	
Bromoform	<1.0	ug/L	1.0	1		10/28/25 21:42	75-25-2	
n-Butylbenzene	<1.0	ug/L	1.0	1		10/28/25 21:42	104-51-8	
tert-Butylbenzene	<1.0	ug/L	1.0	1		10/28/25 21:42	98-06-6	
Carbon tetrachloride	<1.0	ug/L	1.0	1		10/28/25 21:42	56-23-5	
Chlorobenzene	<1.0	ug/L	1.0	1		10/28/25 21:42	108-90-7	
Chloroethane	<1.0	ug/L	1.0	1		10/28/25 21:42	75-00-3	
Chloroform	<1.0	ug/L	1.0	1		10/28/25 21:42	67-66-3	
Dibromochloromethane	<1.0	ug/L	1.0	1		10/28/25 21:42	124-48-1	
1,2-Dichlorobenzene	<1.0	ug/L	1.0	1		10/28/25 21:42	95-50-1	
1,3-Dichlorobenzene	<1.0	ug/L	1.0	1		10/28/25 21:42	541-73-1	
1,4-Dichlorobenzene	<1.0	ug/L	1.0	1		10/28/25 21:42	106-46-7	
Dichlorodifluoromethane	<1.0	ug/L	1.0	1		10/28/25 21:42	75-71-8	v3
1,1-Dichloroethane	<1.0	ug/L	1.0	1		10/28/25 21:42	75-34-3	
1,2-Dichloroethane	<1.0	ug/L	1.0	1		10/28/25 21:42	107-06-2	
1,1-Dichloroethene	<1.0	ug/L	1.0	1		10/28/25 21:42	75-35-4	
cis-1,2-Dichloroethene	<1.0	ug/L	1.0	1		10/28/25 21:42	156-59-2	
trans-1,2-Dichloroethene	<1.0	ug/L	1.0	1		10/28/25 21:42	156-60-5	
1,2-Dichloropropane	<1.0	ug/L	1.0	1		10/28/25 21:42	78-87-5	
Ethylbenzene	<1.0	ug/L	1.0	1		10/28/25 21:42	100-41-4	
Isopropylbenzene (Cumene)	<1.0	ug/L	1.0	1		10/28/25 21:42	98-82-8	
Methylene Chloride	<1.0	ug/L	1.0	1		10/28/25 21:42	75-09-2	
Tetrachloroethene	<1.0	ug/L	1.0	1		10/28/25 21:42	127-18-4	
Toluene	<1.0	ug/L	1.0	1		10/28/25 21:42	108-88-3	
1,1,1-Trichloroethane	<1.0	ug/L	1.0	1		10/28/25 21:42	71-55-6	
Trichloroethene	<1.0	ug/L	1.0	1		10/28/25 21:42	79-01-6	
Vinyl chloride	<1.0	ug/L	1.0	1		10/28/25 21:42	75-01-4	
Xylene (Total)	<3.0	ug/L	3.0	1		10/28/25 21:42	1330-20-7	
m&p-Xylene	<2.0	ug/L	2.0	1		10/28/25 21:42	179601-23-1	
o-Xylene	<1.0	ug/L	1.0	1		10/28/25 21:42	95-47-6	
<b>Surrogates</b>								
1,2-Dichloroethane-d4 (S)	107	%	80-120	1		10/28/25 21:42	17060-07-0	
4-Bromofluorobenzene (S)	97	%	80-120	1		10/28/25 21:42	460-00-4	
Toluene-d8 (S)	107	%	80-120	1		10/28/25 21:42	2037-26-5	

## REPORT OF LABORATORY ANALYSIS

This report shall not be reproduced, except in full,  
without the written consent of Pace Analytical Services, LLC.



## ANALYTICAL RESULTS

Project: OLD BETHPAGE LANDFILL 10/27

Pace Project No.: 70387947

Sample: MW-06E	Lab ID: 70387947009	Collected: 10/28/25 17:00	Received: 10/29/25 06:00	Matrix: Water				
Parameters	Results	Units	Report Limit	DF	Prepared	Analyzed	CAS No.	Qual
<b>200.7 Metals, Total</b>		Analytical Method: EPA 200.7 Preparation Method: EPA 200.7 Pace Analytical Services - Melville						
Aluminum	<200	ug/L	200	1	11/07/25 16:17	11/10/25 13:32	7429-90-5	
Barium	70.1J	ug/L	200	1	11/07/25 16:17	11/10/25 13:32	7440-39-3	
Calcium	13900	ug/L	200	1	11/07/25 16:17	11/10/25 13:32	7440-70-2	
Chromium	<10.0	ug/L	10.0	1	11/07/25 16:17	11/10/25 13:32	7440-47-3	
Copper	8.1J	ug/L	25.0	1	11/07/25 16:17	11/10/25 13:32	7440-50-8	
Iron	31500	ug/L	20.0	1	11/07/25 16:17	11/10/25 13:32	7439-89-6	
Lead	2.9J	ug/L	5.0	1	11/07/25 16:17	11/10/25 13:32	7439-92-1	
Magnesium	9810	ug/L	200	1	11/07/25 16:17	11/10/25 13:32	7439-95-4	
Manganese	151	ug/L	10.0	1	11/07/25 16:17	11/10/25 13:32	7439-96-5	
Nickel	<40.0	ug/L	40.0	1	11/07/25 16:17	11/10/25 13:32	7440-02-0	
Potassium	15500	ug/L	5000	1	11/07/25 16:17	11/10/25 13:32	7440-09-7	
Sodium	113000	ug/L	5000	1	11/07/25 16:17	11/10/25 13:32	7440-23-5	
Zinc	133	ug/L	20.0	1	11/07/25 16:17	11/10/25 13:32	7440-66-6	
<b>2340B Hardness, Total (Calc.)</b>		Analytical Method: SM 2340B-2011 Pace Analytical Services - Melville						
Tot Hardness asCaCO3 (SM 2340B)	75100	ug/L	830	1		11/10/25 13:32		
<b>245.1 Mercury</b>		Analytical Method: EPA 245.1 Preparation Method: EPA 245.1 Pace Analytical Services - Melville						
Mercury	<0.20	ug/L	0.20	1	11/10/25 11:06	11/12/25 16:02	7439-97-6	
<b>8260D Volatile Organics</b>		Analytical Method: EPA 8260D/5030C Pace Analytical Services - Melville						
Benzene	<1.0	ug/L	1.0	1		11/05/25 17:48	71-43-2	
Bromodichloromethane	<1.0	ug/L	1.0	1		11/05/25 17:48	75-27-4	
Bromoform	<1.0	ug/L	1.0	1		11/05/25 17:48	75-25-2	
n-Butylbenzene	<1.0	ug/L	1.0	1		11/05/25 17:48	104-51-8	
tert-Butylbenzene	<1.0	ug/L	1.0	1		11/05/25 17:48	98-06-6	
Carbon tetrachloride	<1.0	ug/L	1.0	1		11/05/25 17:48	56-23-5	
Chlorobenzene	1.1	ug/L	1.0	1		11/05/25 17:48	108-90-7	
Chloroethane	<1.0	ug/L	1.0	1		11/05/25 17:48	75-00-3	
Chloroform	<1.0	ug/L	1.0	1		11/05/25 17:48	67-66-3	
Dibromochloromethane	<1.0	ug/L	1.0	1		11/05/25 17:48	124-48-1	
1,2-Dichlorobenzene	<1.0	ug/L	1.0	1		11/05/25 17:48	95-50-1	
1,3-Dichlorobenzene	<1.0	ug/L	1.0	1		11/05/25 17:48	541-73-1	
1,4-Dichlorobenzene	<1.0	ug/L	1.0	1		11/05/25 17:48	106-46-7	
Dichlorodifluoromethane	<1.0	ug/L	1.0	1		11/05/25 17:48	75-71-8	v3
1,1-Dichloroethane	<1.0	ug/L	1.0	1		11/05/25 17:48	75-34-3	
1,2-Dichloroethane	<1.0	ug/L	1.0	1		11/05/25 17:48	107-06-2	
1,1-Dichloroethene	<1.0	ug/L	1.0	1		11/05/25 17:48	75-35-4	
cis-1,2-Dichloroethene	<1.0	ug/L	1.0	1		11/05/25 17:48	156-59-2	
trans-1,2-Dichloroethene	<1.0	ug/L	1.0	1		11/05/25 17:48	156-60-5	
1,2-Dichloropropane	<1.0	ug/L	1.0	1		11/05/25 17:48	78-87-5	
Ethylbenzene	<1.0	ug/L	1.0	1		11/05/25 17:48	100-41-4	

## REPORT OF LABORATORY ANALYSIS

This report shall not be reproduced, except in full,  
without the written consent of Pace Analytical Services, LLC.



## ANALYTICAL RESULTS

Project: OLD BETHPAGE LANDFILL 10/27

Pace Project No.: 70387947

Sample: MW-06E	Lab ID: 70387947009	Collected: 10/28/25 17:00	Received: 10/29/25 06:00	Matrix: Water				
Parameters	Results	Units	Report Limit	DF	Prepared	Analyzed	CAS No.	Qual
<b>8260D Volatile Organics</b>		Analytical Method: EPA 8260D/5030C Pace Analytical Services - Melville						
Isopropylbenzene (Cumene)	<1.0	ug/L	1.0	1		11/05/25 17:48	98-82-8	
Methylene Chloride	<1.0	ug/L	1.0	1		11/05/25 17:48	75-09-2	
Tetrachloroethene	<1.0	ug/L	1.0	1		11/05/25 17:48	127-18-4	
Toluene	<1.0	ug/L	1.0	1		11/05/25 17:48	108-88-3	
1,1,1-Trichloroethane	<1.0	ug/L	1.0	1		11/05/25 17:48	71-55-6	
Trichloroethene	<1.0	ug/L	1.0	1		11/05/25 17:48	79-01-6	
Vinyl chloride	<1.0	ug/L	1.0	1		11/05/25 17:48	75-01-4	
Xylene (Total)	<3.0	ug/L	3.0	1		11/05/25 17:48	1330-20-7	
m&p-Xylene	<2.0	ug/L	2.0	1		11/05/25 17:48	179601-23-1	
o-Xylene	<1.0	ug/L	1.0	1		11/05/25 17:48	95-47-6	
<b>Surrogates</b>								
1,2-Dichloroethane-d4 (S)	107	%	80-120	1		11/05/25 17:48	17060-07-0	
4-Bromofluorobenzene (S)	100	%	80-120	1		11/05/25 17:48	460-00-4	
Toluene-d8 (S)	104	%	80-120	1		11/05/25 17:48	2037-26-5	
<b>NB 420.4 Phenolics, Total</b>		Analytical Method: EPA 420.4, Rev 1.0 Preparation Method: EPA 420.4, Rev 1.0 Pace Analytical Services - Newburgh						
Phenolics, Total Recoverable	0.0055J	mg/L	0.010	1	11/11/25 15:00	11/12/25 17:37		
<b>2320B Alkalinity</b>		Analytical Method: SM 2320B-2011 Pace Analytical Services - Melville						
Alkalinity, Total(CaCO3) pH4.5	176	mg/L	5.0	1		11/05/25 18:12		
Alkalinity,Bicarbonate (CaCO3)	176	mg/L	5.0	1		11/05/25 18:12		
Alkalinity,Carbonate (CaCO3)	<5.0	mg/L	5.0	1		11/05/25 18:12		
<b>2540C Total Dissolved Solids</b>		Analytical Method: SM 2540C-2015 Pace Analytical Services - Melville						
Total Dissolved Solids	492	mg/L	50.0	1		11/03/25 12:28		
<b>Chromium, Hexavalent</b>		Analytical Method: SM 3500-Cr B-2011 Pace Analytical Services - Melville						
Chromium, Hexavalent	<0.020	mg/L	0.020	1		10/29/25 12:26	18540-29-9	
<b>300.0 IC Anions 28 Days</b>		Analytical Method: EPA 300.0 Pace Analytical Services - Melville						
Chloride	132	mg/L	4.0	2		11/11/25 23:47	16887-00-6	
Sulfate	58.6	mg/L	5.0	1		11/11/25 15:03	14808-79-8	
<b>351.2 Total Kjeldahl Nitrogen</b>		Analytical Method: EPA 351.2 Preparation Method: EPA 351.2 Pace Analytical Services - Melville						
Nitrogen, Kjeldahl, Total	8.1	mg/L	0.50	5	11/07/25 02:00	11/07/25 12:53	7727-37-9	
<b>353.2 Nitrogen, NO2/NO3 pres.</b>		Analytical Method: EPA 353.2 Pace Analytical Services - Melville						
Nitrate-Nitrite (as N)	<0.050	mg/L	0.050	1		11/12/25 10:35	7727-37-9	

## REPORT OF LABORATORY ANALYSIS

This report shall not be reproduced, except in full,  
without the written consent of Pace Analytical Services, LLC.



### ANALYTICAL RESULTS

Project: OLD BETHPAGE LANDFILL 10/27

Pace Project No.: 70387947

Sample: MW-06E		Lab ID: 70387947009		Collected: 10/28/25 17:00	Received: 10/29/25 06:00	Matrix: Water		
Parameters	Results	Units	Report Limit	DF	Prepared	Analyzed	CAS No.	Qual
<b>353.2 Nitrogen, NO2</b>		Analytical Method: EPA 353.2 Pace Analytical Services - Melville						
Nitrite as N	<b>0.037J</b>	mg/L	0.050	1		10/30/25 00:02	14797-65-0	
<b>SM 4500 CNE Cyanide, Total</b>		Analytical Method: SM 4500-CN-E-2016 Preparation Method: SM 4500-CN-C-2016 Pace Analytical Services - Melville						
Cyanide	<b>&lt;10.0</b>	ug/L	10.0	1	10/31/25 14:30	10/31/25 16:07	57-12-5	
<b>4500 Ammonia Water</b>		Analytical Method: SM 4500 NH3 H-2011 Pace Analytical Services - Melville						
Nitrogen, Ammonia	<b>6.5</b>	mg/L	1.0	10		11/09/25 11:56	7664-41-7	

### REPORT OF LABORATORY ANALYSIS

This report shall not be reproduced, except in full,  
without the written consent of Pace Analytical Services, LLC.



### ANALYTICAL RESULTS

Project: OLD BETHPAGE LANDFILL 10/27

Pace Project No.: 70387947

Sample: MW-06E DISSOLVED Lab ID: 70387947010 Collected: 10/28/25 17:00 Received: 10/29/25 06:00 Matrix: Water

Parameters	Results	Units	Report Limit	DF	Prepared	Analyzed	CAS No.	Qual
<b>200.7 Metals, Dissolved</b>		Analytical Method: EPA 200.7 Pace Analytical Services - Melville						
Aluminum, Dissolved	45.2J	ug/L	200	1		11/13/25 15:40	7429-90-5	
Barium, Dissolved	23.0J	ug/L	200	1		11/13/25 15:40	7440-39-3	
Calcium, Dissolved	8750	ug/L	200	1		11/13/25 15:40	7440-70-2	
Chromium, Dissolved	<10.0	ug/L	10.0	1		11/13/25 15:40	7440-47-3	
Copper, Dissolved	<25.0	ug/L	25.0	1		11/13/25 15:40	7440-50-8	
Iron, Dissolved	<20.0	ug/L	20.0	1		11/13/25 15:40	7439-89-6	
Lead, Dissolved	<5.0	ug/L	5.0	1		11/13/25 15:40	7439-92-1	
Magnesium, Dissolved	7650	ug/L	1000	1		11/13/25 15:40	7439-95-4	
Manganese, Dissolved	39.9	ug/L	10.0	1		11/13/25 15:40	7439-96-5	
Nickel, Dissolved	4.6J	ug/L	40.0	1		11/13/25 15:40	7440-02-0	
Potassium, Dissolved	15000	ug/L	5000	1		11/13/25 15:40	7440-09-7	
Sodium, Dissolved	109000	ug/L	5000	1		11/13/25 15:40	7440-23-5	
Zinc, Dissolved	<20.0	ug/L	20.0	1		11/13/25 15:40	7440-66-6	
<b>245.1 Mercury, Dissolved</b>		Analytical Method: EPA 245.1 Preparation Method: EPA 245.1 Pace Analytical Services - Melville						
Mercury, Dissolved	0.033J	ug/L	0.20	1	11/05/25 06:00	11/05/25 14:38	7439-97-6	

### REPORT OF LABORATORY ANALYSIS

This report shall not be reproduced, except in full, without the written consent of Pace Analytical Services, LLC.



## ANALYTICAL RESULTS

Project: OLD BETHPAGE LANDFILL 10/27

Pace Project No.: 70387947

Sample: LF-2	Lab ID: 70387947011	Collected: 10/28/25 11:50	Received: 10/29/25 06:00	Matrix: Water				
Parameters	Results	Units	Report Limit	DF	Prepared	Analyzed	CAS No.	Qual
<b>200.7 Metals, Total</b>		Analytical Method: EPA 200.7 Preparation Method: EPA 200.7 Pace Analytical Services - Melville						
Aluminum	<200	ug/L	200	1	11/07/25 16:17	11/10/25 13:34	7429-90-5	
Barium	52.4J	ug/L	200	1	11/07/25 16:17	11/10/25 13:34	7440-39-3	
Calcium	34400	ug/L	200	1	11/07/25 16:17	11/10/25 13:34	7440-70-2	
Chromium	10.9	ug/L	10.0	1	11/07/25 16:17	11/10/25 13:34	7440-47-3	
Copper	8.7J	ug/L	25.0	1	11/07/25 16:17	11/10/25 13:34	7440-50-8	
Iron	7570	ug/L	20.0	1	11/07/25 16:17	11/10/25 13:34	7439-89-6	
Lead	8.5	ug/L	5.0	1	11/07/25 16:17	11/10/25 13:34	7439-92-1	
Magnesium	20600	ug/L	200	1	11/07/25 16:17	11/10/25 13:34	7439-95-4	
Manganese	108	ug/L	10.0	1	11/07/25 16:17	11/10/25 13:34	7439-96-5	
Nickel	23.0J	ug/L	40.0	1	11/07/25 16:17	11/10/25 13:34	7440-02-0	
Potassium	150000	ug/L	5000	1	11/07/25 16:17	11/10/25 13:34	7440-09-7	
Sodium	415000	ug/L	5000	1	11/07/25 16:17	11/10/25 13:34	7440-23-5	
Zinc	<20.0	ug/L	20.0	1	11/07/25 16:17	11/10/25 13:34	7440-66-6	
<b>2340B Hardness, Total (Calc.)</b>		Analytical Method: SM 2340B-2011 Pace Analytical Services - Melville						
Tot Hardness asCaCO3 (SM 2340B)	171000	ug/L	830	1		11/10/25 13:34		
<b>245.1 Mercury</b>		Analytical Method: EPA 245.1 Preparation Method: EPA 245.1 Pace Analytical Services - Melville						
Mercury	<0.20	ug/L	0.20	1	11/10/25 11:06	11/12/25 16:04	7439-97-6	
<b>8260D Volatile Organics</b>		Analytical Method: EPA 8260D/5030C Pace Analytical Services - Melville						
Benzene	2.4	ug/L	1.0	1		11/05/25 18:07	71-43-2	
Bromodichloromethane	<1.0	ug/L	1.0	1		11/05/25 18:07	75-27-4	
Bromoform	<1.0	ug/L	1.0	1		11/05/25 18:07	75-25-2	
n-Butylbenzene	<1.0	ug/L	1.0	1		11/05/25 18:07	104-51-8	
tert-Butylbenzene	<1.0	ug/L	1.0	1		11/05/25 18:07	98-06-6	
Carbon tetrachloride	<1.0	ug/L	1.0	1		11/05/25 18:07	56-23-5	
Chlorobenzene	3.0	ug/L	1.0	1		11/05/25 18:07	108-90-7	
Chloroethane	<1.0	ug/L	1.0	1		11/05/25 18:07	75-00-3	
Chloroform	<1.0	ug/L	1.0	1		11/05/25 18:07	67-66-3	
Dibromochloromethane	<1.0	ug/L	1.0	1		11/05/25 18:07	124-48-1	
1,2-Dichlorobenzene	<1.0	ug/L	1.0	1		11/05/25 18:07	95-50-1	
1,3-Dichlorobenzene	<1.0	ug/L	1.0	1		11/05/25 18:07	541-73-1	
1,4-Dichlorobenzene	2.4	ug/L	1.0	1		11/05/25 18:07	106-46-7	
Dichlorodifluoromethane	<1.0	ug/L	1.0	1		11/05/25 18:07	75-71-8	v3
1,1-Dichloroethane	<1.0	ug/L	1.0	1		11/05/25 18:07	75-34-3	
1,2-Dichloroethane	<1.0	ug/L	1.0	1		11/05/25 18:07	107-06-2	
1,1-Dichloroethene	<1.0	ug/L	1.0	1		11/05/25 18:07	75-35-4	
cis-1,2-Dichloroethene	<1.0	ug/L	1.0	1		11/05/25 18:07	156-59-2	
trans-1,2-Dichloroethene	<1.0	ug/L	1.0	1		11/05/25 18:07	156-60-5	
1,2-Dichloropropane	<1.0	ug/L	1.0	1		11/05/25 18:07	78-87-5	
Ethylbenzene	<1.0	ug/L	1.0	1		11/05/25 18:07	100-41-4	

## REPORT OF LABORATORY ANALYSIS

This report shall not be reproduced, except in full,  
without the written consent of Pace Analytical Services, LLC.



**ANALYTICAL RESULTS**

Project: OLD BETHPAGE LANDFILL 10/27

Pace Project No.: 70387947

Sample: LF-2	Lab ID: 70387947011	Collected: 10/28/25 11:50	Received: 10/29/25 06:00	Matrix: Water				
Parameters	Results	Units	Report Limit	DF	Prepared	Analyzed	CAS No.	Qual
<b>8260D Volatile Organics</b>								
Analytical Method: EPA 8260D/5030C								
Pace Analytical Services - Melville								
Isopropylbenzene (Cumene)	6.3	ug/L	1.0	1		11/05/25 18:07	98-82-8	
Methylene Chloride	<1.0	ug/L	1.0	1		11/05/25 18:07	75-09-2	
Tetrachloroethene	<1.0	ug/L	1.0	1		11/05/25 18:07	127-18-4	
Toluene	<1.0	ug/L	1.0	1		11/05/25 18:07	108-88-3	
1,1,1-Trichloroethane	<1.0	ug/L	1.0	1		11/05/25 18:07	71-55-6	
Trichloroethene	<1.0	ug/L	1.0	1		11/05/25 18:07	79-01-6	
Vinyl chloride	<1.0	ug/L	1.0	1		11/05/25 18:07	75-01-4	
Xylene (Total)	1.0J	ug/L	3.0	1		11/05/25 18:07	1330-20-7	
m&p-Xylene	1.0J	ug/L	2.0	1		11/05/25 18:07	179601-23-1	
o-Xylene	<1.0	ug/L	1.0	1		11/05/25 18:07	95-47-6	
<b>Surrogates</b>								
1,2-Dichloroethane-d4 (S)	105	%	80-120	1		11/05/25 18:07	17060-07-0	
4-Bromofluorobenzene (S)	100	%	80-120	1		11/05/25 18:07	460-00-4	
Toluene-d8 (S)	105	%	80-120	1		11/05/25 18:07	2037-26-5	
<b>NB 420.4 Phenolics, Total</b>								
Analytical Method: EPA 420.4, Rev 1.0 Preparation Method: EPA 420.4, Rev 1.0								
Pace Analytical Services - Newburgh								
Phenolics, Total Recoverable	0.0088J	mg/L	0.010	1	11/11/25 15:00	11/12/25 17:38		
<b>2320B Alkalinity</b>								
Analytical Method: SM 2320B-2011								
Pace Analytical Services - Melville								
Alkalinity, Total(CaCO3) pH4.5	1610	mg/L	5.0	1		11/05/25 18:16		
Alkalinity,Bicarbonate (CaCO3)	1610	mg/L	5.0	1		11/05/25 18:16		
Alkalinity,Carbonate (CaCO3)	<5.0	mg/L	5.0	1		11/05/25 18:16		
<b>2540C Total Dissolved Solids</b>								
Analytical Method: SM 2540C-2015								
Pace Analytical Services - Melville								
Total Dissolved Solids	1540	mg/L	125	1		11/04/25 10:30		
<b>Chromium, Hexavalent</b>								
Analytical Method: SM 3500-Cr B-2011								
Pace Analytical Services - Melville								
Chromium, Hexavalent	<0.020	mg/L	0.020	1		10/31/25 10:59	18540-29-9	H1
<b>300.0 IC Anions 28 Days</b>								
Analytical Method: EPA 300.0								
Pace Analytical Services - Melville								
Chloride	330	mg/L	10.0	5		11/12/25 00:04	16887-00-6	
Sulfate	<5.0	mg/L	5.0	1		11/11/25 15:20	14808-79-8	
<b>351.2 Total Kjeldahl Nitrogen</b>								
Analytical Method: EPA 351.2 Preparation Method: EPA 351.2								
Pace Analytical Services - Melville								
Nitrogen, Kjeldahl, Total	162	mg/L	10.0	20	11/07/25 02:00	11/07/25 12:55	7727-37-9	
<b>353.2 Nitrogen, NO2/NO3 pres.</b>								
Analytical Method: EPA 353.2								
Pace Analytical Services - Melville								
Nitrate-Nitrite (as N)	<0.050	mg/L	0.050	1		11/12/25 10:36	7727-37-9	

**REPORT OF LABORATORY ANALYSIS**

This report shall not be reproduced, except in full,  
without the written consent of Pace Analytical Services, LLC.



### ANALYTICAL RESULTS

Project: OLD BETHPAGE LANDFILL 10/27

Pace Project No.: 70387947

<b>Sample: LF-2</b>		<b>Lab ID: 70387947011</b>	Collected: 10/28/25 11:50	Received: 10/29/25 06:00	Matrix: Water			
Parameters	Results	Units	Report Limit	DF	Prepared	Analyzed	CAS No.	Qual
<b>353.2 Nitrogen, NO2</b>		Analytical Method: EPA 353.2 Pace Analytical Services - Melville						
Nitrite as N	<b>&lt;0.050</b>	mg/L	0.050	1		10/30/25 00:00	14797-65-0	
<b>SM 4500 CNE Cyanide, Total</b>		Analytical Method: SM 4500-CN-E-2016 Preparation Method: SM 4500-CN-C-2016 Pace Analytical Services - Melville						
Cyanide	<b>8.4J</b>	ug/L	10.0	1	10/31/25 14:30	10/31/25 16:08	57-12-5	
<b>4500 Ammonia Water</b>		Analytical Method: SM 4500 NH3 H-2011 Pace Analytical Services - Melville						
Nitrogen, Ammonia	<b>129</b>	mg/L	10.0	100		11/09/25 12:13	7664-41-7	

### REPORT OF LABORATORY ANALYSIS

This report shall not be reproduced, except in full,  
without the written consent of Pace Analytical Services, LLC.



### ANALYTICAL RESULTS

Project: OLD BETHPAGE LANDFILL 10/27

Pace Project No.: 70387947

Sample: LF-2 DISSOLVED	Lab ID: 70387947012	Collected: 10/28/25 11:50	Received: 10/29/25 06:00	Matrix: Water				
Parameters	Results	Units	Report Limit	DF	Prepared	Analyzed	CAS No.	Qual
<b>200.7 Metals, Dissolved</b>		Analytical Method: EPA 200.7 Pace Analytical Services - Melville						
Aluminum, Dissolved	183J	ug/L	200	1		11/13/25 15:42	7429-90-5	
Barium, Dissolved	19.9J	ug/L	200	1		11/13/25 15:42	7440-39-3	
Calcium, Dissolved	28500	ug/L	200	1		11/13/25 15:42	7440-70-2	
Chromium, Dissolved	12.1	ug/L	10.0	1		11/13/25 15:42	7440-47-3	
Copper, Dissolved	<25.0	ug/L	25.0	1		11/13/25 15:42	7440-50-8	
Iron, Dissolved	826	ug/L	20.0	1		11/13/25 15:42	7439-89-6	
Lead, Dissolved	<5.0	ug/L	5.0	1		11/13/25 15:42	7439-92-1	
Magnesium, Dissolved	18300	ug/L	1000	1		11/13/25 15:42	7439-95-4	
Manganese, Dissolved	34.1	ug/L	10.0	1		11/13/25 15:42	7439-96-5	
Nickel, Dissolved	21.4J	ug/L	40.0	1		11/13/25 15:42	7440-02-0	
Potassium, Dissolved	153000	ug/L	5000	1		11/13/25 15:42	7440-09-7	
Sodium, Dissolved	410000	ug/L	5000	1		11/13/25 15:42	7440-23-5	
Zinc, Dissolved	<20.0	ug/L	20.0	1		11/13/25 15:42	7440-66-6	
<b>245.1 Mercury, Dissolved</b>		Analytical Method: EPA 245.1 Preparation Method: EPA 245.1 Pace Analytical Services - Melville						
Mercury, Dissolved	<0.20	ug/L	0.20	1	11/05/25 06:00	11/05/25 14:39	7439-97-6	

### REPORT OF LABORATORY ANALYSIS

This report shall not be reproduced, except in full,  
without the written consent of Pace Analytical Services, LLC.



## ANALYTICAL RESULTS

Project: OLD BETHPAGE LANDFILL 10/27

Pace Project No.: 70387947

Sample: TRIP BLANK-10/28/25	Lab ID: 70387947013	Collected: 10/28/25 00:00	Received: 10/29/25 06:00	Matrix: Water				
Parameters	Results	Units	Report Limit	DF	Prepared	Analyzed	CAS No.	Qual
<b>8260D Volatile Organics</b>		Analytical Method: EPA 8260D/5030C Pace Analytical Services - Melville						
Benzene	<1.0	ug/L	1.0	1		11/05/25 16:11	71-43-2	
Bromodichloromethane	<1.0	ug/L	1.0	1		11/05/25 16:11	75-27-4	
Bromoform	<1.0	ug/L	1.0	1		11/05/25 16:11	75-25-2	
n-Butylbenzene	<1.0	ug/L	1.0	1		11/05/25 16:11	104-51-8	
tert-Butylbenzene	<1.0	ug/L	1.0	1		11/05/25 16:11	98-06-6	
Carbon tetrachloride	<1.0	ug/L	1.0	1		11/05/25 16:11	56-23-5	
Chlorobenzene	<1.0	ug/L	1.0	1		11/05/25 16:11	108-90-7	
Chloroethane	<1.0	ug/L	1.0	1		11/05/25 16:11	75-00-3	
Chloroform	<1.0	ug/L	1.0	1		11/05/25 16:11	67-66-3	
Dibromochloromethane	<1.0	ug/L	1.0	1		11/05/25 16:11	124-48-1	
1,2-Dichlorobenzene	<1.0	ug/L	1.0	1		11/05/25 16:11	95-50-1	
1,3-Dichlorobenzene	<1.0	ug/L	1.0	1		11/05/25 16:11	541-73-1	
1,4-Dichlorobenzene	<1.0	ug/L	1.0	1		11/05/25 16:11	106-46-7	
Dichlorodifluoromethane	<1.0	ug/L	1.0	1		11/05/25 16:11	75-71-8	v3
1,1-Dichloroethane	<1.0	ug/L	1.0	1		11/05/25 16:11	75-34-3	
1,2-Dichloroethane	<1.0	ug/L	1.0	1		11/05/25 16:11	107-06-2	
1,1-Dichloroethene	<1.0	ug/L	1.0	1		11/05/25 16:11	75-35-4	
cis-1,2-Dichloroethene	<1.0	ug/L	1.0	1		11/05/25 16:11	156-59-2	
trans-1,2-Dichloroethene	<1.0	ug/L	1.0	1		11/05/25 16:11	156-60-5	
1,2-Dichloropropane	<1.0	ug/L	1.0	1		11/05/25 16:11	78-87-5	
Ethylbenzene	<1.0	ug/L	1.0	1		11/05/25 16:11	100-41-4	
Isopropylbenzene (Cumene)	<1.0	ug/L	1.0	1		11/05/25 16:11	98-82-8	
Methylene Chloride	<1.0	ug/L	1.0	1		11/05/25 16:11	75-09-2	
Tetrachloroethene	<1.0	ug/L	1.0	1		11/05/25 16:11	127-18-4	
Toluene	<1.0	ug/L	1.0	1		11/05/25 16:11	108-88-3	
1,1,1-Trichloroethane	<1.0	ug/L	1.0	1		11/05/25 16:11	71-55-6	
Trichloroethene	<1.0	ug/L	1.0	1		11/05/25 16:11	79-01-6	
Vinyl chloride	<1.0	ug/L	1.0	1		11/05/25 16:11	75-01-4	
Xylene (Total)	<3.0	ug/L	3.0	1		11/05/25 16:11	1330-20-7	
m&p-Xylene	<2.0	ug/L	2.0	1		11/05/25 16:11	179601-23-1	
o-Xylene	<1.0	ug/L	1.0	1		11/05/25 16:11	95-47-6	
<b>Surrogates</b>								
1,2-Dichloroethane-d4 (S)	106	%	80-120	1		11/05/25 16:11	17060-07-0	
4-Bromofluorobenzene (S)	102	%	80-120	1		11/05/25 16:11	460-00-4	
Toluene-d8 (S)	105	%	80-120	1		11/05/25 16:11	2037-26-5	

## REPORT OF LABORATORY ANALYSIS

This report shall not be reproduced, except in full,  
without the written consent of Pace Analytical Services, LLC.



## ANALYTICAL RESULTS

Project: OLD BETHPAGE LANDFILL 10/27

Pace Project No.: 70387947

Sample: TRIP BLANK_10/29/25	Lab ID: 70387947014	Collected: 10/29/25 00:00	Received: 10/30/25 10:57	Matrix: Water				
Parameters	Results	Units	Report Limit	DF	Prepared	Analyzed	CAS No.	Qual
<b>8260D Volatile Organics</b>		Analytical Method: EPA 8260D/5030C Pace Analytical Services - Melville						
Benzene	<1.0	ug/L	1.0	1		11/05/25 16:30	71-43-2	
Bromodichloromethane	<1.0	ug/L	1.0	1		11/05/25 16:30	75-27-4	
Bromoform	<1.0	ug/L	1.0	1		11/05/25 16:30	75-25-2	
n-Butylbenzene	<1.0	ug/L	1.0	1		11/05/25 16:30	104-51-8	
tert-Butylbenzene	<1.0	ug/L	1.0	1		11/05/25 16:30	98-06-6	
Carbon tetrachloride	<1.0	ug/L	1.0	1		11/05/25 16:30	56-23-5	
Chlorobenzene	<1.0	ug/L	1.0	1		11/05/25 16:30	108-90-7	
Chloroethane	<1.0	ug/L	1.0	1		11/05/25 16:30	75-00-3	
Chloroform	<1.0	ug/L	1.0	1		11/05/25 16:30	67-66-3	
Dibromochloromethane	<1.0	ug/L	1.0	1		11/05/25 16:30	124-48-1	
1,2-Dichlorobenzene	<1.0	ug/L	1.0	1		11/05/25 16:30	95-50-1	
1,3-Dichlorobenzene	<1.0	ug/L	1.0	1		11/05/25 16:30	541-73-1	
1,4-Dichlorobenzene	<1.0	ug/L	1.0	1		11/05/25 16:30	106-46-7	
Dichlorodifluoromethane	<1.0	ug/L	1.0	1		11/05/25 16:30	75-71-8	v3
1,1-Dichloroethane	<1.0	ug/L	1.0	1		11/05/25 16:30	75-34-3	
1,2-Dichloroethane	<1.0	ug/L	1.0	1		11/05/25 16:30	107-06-2	
1,1-Dichloroethene	<1.0	ug/L	1.0	1		11/05/25 16:30	75-35-4	
cis-1,2-Dichloroethene	<1.0	ug/L	1.0	1		11/05/25 16:30	156-59-2	
trans-1,2-Dichloroethene	<1.0	ug/L	1.0	1		11/05/25 16:30	156-60-5	
1,2-Dichloropropane	<1.0	ug/L	1.0	1		11/05/25 16:30	78-87-5	
Ethylbenzene	<1.0	ug/L	1.0	1		11/05/25 16:30	100-41-4	
Isopropylbenzene (Cumene)	<1.0	ug/L	1.0	1		11/05/25 16:30	98-82-8	
Methylene Chloride	<1.0	ug/L	1.0	1		11/05/25 16:30	75-09-2	
Tetrachloroethene	<1.0	ug/L	1.0	1		11/05/25 16:30	127-18-4	
Toluene	<1.0	ug/L	1.0	1		11/05/25 16:30	108-88-3	
1,1,1-Trichloroethane	<1.0	ug/L	1.0	1		11/05/25 16:30	71-55-6	
Trichloroethene	<1.0	ug/L	1.0	1		11/05/25 16:30	79-01-6	
Vinyl chloride	<1.0	ug/L	1.0	1		11/05/25 16:30	75-01-4	
Xylene (Total)	<3.0	ug/L	3.0	1		11/05/25 16:30	1330-20-7	
m&p-Xylene	<2.0	ug/L	2.0	1		11/05/25 16:30	179601-23-1	
o-Xylene	<1.0	ug/L	1.0	1		11/05/25 16:30	95-47-6	
<b>Surrogates</b>								
1,2-Dichloroethane-d4 (S)	106	%	80-120	1		11/05/25 16:30	17060-07-0	
4-Bromofluorobenzene (S)	98	%	80-120	1		11/05/25 16:30	460-00-4	
Toluene-d8 (S)	103	%	80-120	1		11/05/25 16:30	2037-26-5	

## REPORT OF LABORATORY ANALYSIS

This report shall not be reproduced, except in full,  
without the written consent of Pace Analytical Services, LLC.



## ANALYTICAL RESULTS

Project: OLD BETHPAGE LANDFILL 10/27

Pace Project No.: 70387947

Sample: LF-1_10/29/25	Lab ID: 70387947015	Collected: 10/29/25 12:30	Received: 10/30/25 10:57	Matrix: Water				
Parameters	Results	Units	Report Limit	DF	Prepared	Analyzed	CAS No.	Qual
<b>200.7 Metals, Total</b>		Analytical Method: EPA 200.7 Preparation Method: EPA 200.7 Pace Analytical Services - Melville						
Aluminum	<200	ug/L	200	1	11/07/25 16:17	11/10/25 13:36	7429-90-5	
Barium	63.9J	ug/L	200	1	11/07/25 16:17	11/10/25 13:36	7440-39-3	
Calcium	16900	ug/L	200	1	11/07/25 16:17	11/10/25 13:36	7440-70-2	
Chromium	<10.0	ug/L	10.0	1	11/07/25 16:17	11/10/25 13:36	7440-47-3	
Copper	5.1J	ug/L	25.0	1	11/07/25 16:17	11/10/25 13:36	7440-50-8	
Iron	6420	ug/L	20.0	1	11/07/25 16:17	11/10/25 13:36	7439-89-6	
Lead	2.5J	ug/L	5.0	1	11/07/25 16:17	11/10/25 13:36	7439-92-1	
Magnesium	10200	ug/L	200	1	11/07/25 16:17	11/10/25 13:36	7439-95-4	
Manganese	1700	ug/L	10.0	1	11/07/25 16:17	11/10/25 13:36	7439-96-5	
Nickel	9.8J	ug/L	40.0	1	11/07/25 16:17	11/10/25 13:36	7440-02-0	
Potassium	11500	ug/L	5000	1	11/07/25 16:17	11/10/25 13:36	7440-09-7	
Sodium	80700	ug/L	5000	1	11/07/25 16:17	11/10/25 13:36	7440-23-5	
Zinc	7.3J	ug/L	20.0	1	11/07/25 16:17	11/10/25 13:36	7440-66-6	
<b>2340B Hardness, Total (Calc.)</b>		Analytical Method: SM 2340B-2011 Pace Analytical Services - Melville						
Tot Hardness asCaCO3 (SM 2340B)	84200	ug/L	830	1		11/10/25 13:36		
<b>245.1 Mercury</b>		Analytical Method: EPA 245.1 Preparation Method: EPA 245.1 Pace Analytical Services - Melville						
Mercury	<0.20	ug/L	0.20	1	11/10/25 11:06	11/12/25 16:08	7439-97-6	
<b>8260D Volatile Organics</b>		Analytical Method: EPA 8260D/5030C Pace Analytical Services - Melville						
Benzene	<1.0	ug/L	1.0	1		11/05/25 18:27	71-43-2	
Bromodichloromethane	<1.0	ug/L	1.0	1		11/05/25 18:27	75-27-4	
Bromoform	<1.0	ug/L	1.0	1		11/05/25 18:27	75-25-2	
n-Butylbenzene	<1.0	ug/L	1.0	1		11/05/25 18:27	104-51-8	
tert-Butylbenzene	<1.0	ug/L	1.0	1		11/05/25 18:27	98-06-6	
Carbon tetrachloride	<1.0	ug/L	1.0	1		11/05/25 18:27	56-23-5	
Chlorobenzene	<1.0	ug/L	1.0	1		11/05/25 18:27	108-90-7	
Chloroethane	<1.0	ug/L	1.0	1		11/05/25 18:27	75-00-3	
Chloroform	<1.0	ug/L	1.0	1		11/05/25 18:27	67-66-3	
Dibromochloromethane	<1.0	ug/L	1.0	1		11/05/25 18:27	124-48-1	
1,2-Dichlorobenzene	<1.0	ug/L	1.0	1		11/05/25 18:27	95-50-1	
1,3-Dichlorobenzene	<1.0	ug/L	1.0	1		11/05/25 18:27	541-73-1	
1,4-Dichlorobenzene	<1.0	ug/L	1.0	1		11/05/25 18:27	106-46-7	
Dichlorodifluoromethane	<1.0	ug/L	1.0	1		11/05/25 18:27	75-71-8	v3
1,1-Dichloroethane	<1.0	ug/L	1.0	1		11/05/25 18:27	75-34-3	
1,2-Dichloroethane	<1.0	ug/L	1.0	1		11/05/25 18:27	107-06-2	
1,1-Dichloroethene	<1.0	ug/L	1.0	1		11/05/25 18:27	75-35-4	
cis-1,2-Dichloroethene	<1.0	ug/L	1.0	1		11/05/25 18:27	156-59-2	
trans-1,2-Dichloroethene	<1.0	ug/L	1.0	1		11/05/25 18:27	156-60-5	
1,2-Dichloropropane	<1.0	ug/L	1.0	1		11/05/25 18:27	78-87-5	
Ethylbenzene	<1.0	ug/L	1.0	1		11/05/25 18:27	100-41-4	

## REPORT OF LABORATORY ANALYSIS

This report shall not be reproduced, except in full,  
without the written consent of Pace Analytical Services, LLC.



### ANALYTICAL RESULTS

Project: OLD BETHPAGE LANDFILL 10/27

Pace Project No.: 70387947

Sample: LF-1_10/29/25	Lab ID: 70387947015	Collected: 10/29/25 12:30	Received: 10/30/25 10:57	Matrix: Water				
Parameters	Results	Units	Report Limit	DF	Prepared	Analyzed	CAS No.	Qual
<b>8260D Volatile Organics</b>								
Analytical Method: EPA 8260D/5030C								
Pace Analytical Services - Melville								
Isopropylbenzene (Cumene)	<1.0	ug/L	1.0	1		11/05/25 18:27	98-82-8	
Methylene Chloride	<1.0	ug/L	1.0	1		11/05/25 18:27	75-09-2	
Tetrachloroethene	<1.0	ug/L	1.0	1		11/05/25 18:27	127-18-4	
Toluene	<1.0	ug/L	1.0	1		11/05/25 18:27	108-88-3	
1,1,1-Trichloroethane	<1.0	ug/L	1.0	1		11/05/25 18:27	71-55-6	
Trichloroethene	<1.0	ug/L	1.0	1		11/05/25 18:27	79-01-6	
Vinyl chloride	<1.0	ug/L	1.0	1		11/05/25 18:27	75-01-4	
Xylene (Total)	<3.0	ug/L	3.0	1		11/05/25 18:27	1330-20-7	
m&p-Xylene	<2.0	ug/L	2.0	1		11/05/25 18:27	179601-23-1	
o-Xylene	<1.0	ug/L	1.0	1		11/05/25 18:27	95-47-6	
<b>Surrogates</b>								
1,2-Dichloroethane-d4 (S)	105	%	80-120	1		11/05/25 18:27	17060-07-0	
4-Bromofluorobenzene (S)	100	%	80-120	1		11/05/25 18:27	460-00-4	
Toluene-d8 (S)	102	%	80-120	1		11/05/25 18:27	2037-26-5	
<b>NB 420.4 Phenolics, Total</b>								
Analytical Method: EPA 420.4, Rev 1.0 Preparation Method: EPA 420.4, Rev 1.0								
Pace Analytical Services - Newburgh								
Phenolics, Total Recoverable	<0.010	mg/L	0.010	1	11/14/25 12:00	11/17/25 16:53		
<b>2320B Alkalinity</b>								
Analytical Method: SM 2320B-2011								
Pace Analytical Services - Melville								
Alkalinity, Total(CaCO3) pH4.5	88.7	mg/L	5.0	1		11/05/25 18:19		
Alkalinity,Bicarbonate (CaCO3)	88.7	mg/L	5.0	1		11/05/25 18:19		
Alkalinity,Carbonate (CaCO3)	<5.0	mg/L	5.0	1		11/05/25 18:19		
<b>2540C Total Dissolved Solids</b>								
Analytical Method: SM 2540C-2015								
Pace Analytical Services - Melville								
Total Dissolved Solids	694	mg/L	50.0	1		11/05/25 11:39		
<b>Chromium, Hexavalent</b>								
Analytical Method: SM 3500-Cr B-2011								
Pace Analytical Services - Melville								
Chromium, Hexavalent	<0.020	mg/L	0.020	1		10/31/25 11:00	18540-29-9	H1
<b>300.0 IC Anions 28 Days</b>								
Analytical Method: EPA 300.0								
Pace Analytical Services - Melville								
Chloride	144	mg/L	4.0	2		11/13/25 19:42	16887-00-6	
Sulfate	24.9	mg/L	5.0	1		11/13/25 08:21	14808-79-8	
<b>351.2 Total Kjeldahl Nitrogen</b>								
Analytical Method: EPA 351.2 Preparation Method: EPA 351.2								
Pace Analytical Services - Melville								
Nitrogen, Kjeldahl, Total	1.0	mg/L	0.10	1	11/07/25 02:00	11/07/25 12:43	7727-37-9	
<b>353.2 Nitrogen, NO2/NO3 pres.</b>								
Analytical Method: EPA 353.2								
Pace Analytical Services - Melville								
Nitrate-Nitrite (as N)	0.051	mg/L	0.050	1		11/12/25 10:40	7727-37-9	

### REPORT OF LABORATORY ANALYSIS

This report shall not be reproduced, except in full,  
without the written consent of Pace Analytical Services, LLC.



### ANALYTICAL RESULTS

Project: OLD BETHPAGE LANDFILL 10/27

Pace Project No.: 70387947

Sample: LF-1_10/29/25		Lab ID: 70387947015		Collected: 10/29/25 12:30	Received: 10/30/25 10:57	Matrix: Water		
Parameters	Results	Units	Report Limit	DF	Prepared	Analyzed	CAS No.	Qual
<b>353.2 Nitrogen, NO2</b>		Analytical Method: EPA 353.2 Pace Analytical Services - Melville						
Nitrite as N	<0.050	mg/L	0.050	1		10/31/25 00:50	14797-65-0	
<b>SM 4500 CNE Cyanide, Total</b>		Analytical Method: SM 4500-CN-E-2016 Preparation Method: SM 4500-CN-C-2016 Pace Analytical Services - Melville						
Cyanide	<10.0	ug/L	10.0	1	10/31/25 14:30	10/31/25 16:12	57-12-5	
<b>4500 Ammonia Water</b>		Analytical Method: SM 4500 NH3 H-2011 Pace Analytical Services - Melville						
Nitrogen, Ammonia	0.11	mg/L	0.10	1		11/09/25 11:58	7664-41-7	

### REPORT OF LABORATORY ANALYSIS

This report shall not be reproduced, except in full,  
without the written consent of Pace Analytical Services, LLC.



### ANALYTICAL RESULTS

Project: OLD BETHPAGE LANDFILL 10/27

Pace Project No.: 70387947

Parameters	Results	Units	Report Limit	DF	Prepared	Analyzed	CAS No.	Qual
<b>Sample: LF-1_10/29/25 DISS</b>								
<b>Lab ID: 70387947016</b>								
Collected: 10/29/25 12:30 Received: 10/30/25 10:57 Matrix: Water								
<b>200.7 Metals, Dissolved</b>								
Analytical Method: EPA 200.7								
Pace Analytical Services - Melville								
Aluminum, Dissolved	<200	ug/L	200	1		11/13/25 15:44	7429-90-5	
Barium, Dissolved	25.2J	ug/L	200	1		11/13/25 15:44	7440-39-3	
Calcium, Dissolved	12000	ug/L	200	1		11/13/25 15:44	7440-70-2	
Chromium, Dissolved	<10.0	ug/L	10.0	1		11/13/25 15:44	7440-47-3	
Copper, Dissolved	<25.0	ug/L	25.0	1		11/13/25 15:44	7440-50-8	
Iron, Dissolved	<20.0	ug/L	20.0	1		11/13/25 15:44	7439-89-6	
Lead, Dissolved	<5.0	ug/L	5.0	1		11/13/25 15:44	7439-92-1	
Magnesium, Dissolved	8610	ug/L	1000	1		11/13/25 15:44	7439-95-4	
Manganese, Dissolved	524	ug/L	10.0	1		11/13/25 15:44	7439-96-5	
Nickel, Dissolved	6.7J	ug/L	40.0	1		11/13/25 15:44	7440-02-0	
Potassium, Dissolved	11500	ug/L	5000	1		11/13/25 15:44	7440-09-7	B
Sodium, Dissolved	78700	ug/L	5000	1		11/13/25 15:44	7440-23-5	
Zinc, Dissolved	<20.0	ug/L	20.0	1		11/13/25 15:44	7440-66-6	
<b>245.1 Mercury, Dissolved</b>								
Analytical Method: EPA 245.1 Preparation Method: EPA 245.1								
Pace Analytical Services - Melville								
Mercury, Dissolved	0.031J	ug/L	0.20	1	11/05/25 06:00	11/05/25 14:41	7439-97-6	

### REPORT OF LABORATORY ANALYSIS

This report shall not be reproduced, except in full,  
without the written consent of Pace Analytical Services, LLC.



## ANALYTICAL RESULTS

Project: OLD BETHPAGE LANDFILL 10/27

Pace Project No.: 70387947

Sample: FIELD BLANK_10/29/25	Lab ID: 70387947017	Collected: 10/29/25 17:45	Received: 10/30/25 10:57	Matrix: Water				
Parameters	Results	Units	Report Limit	DF	Prepared	Analyzed	CAS No.	Qual
<b>200.7 Metals, Total</b>		Analytical Method: EPA 200.7 Preparation Method: EPA 200.7 Pace Analytical Services - Melville						
Aluminum	<200	ug/L	200	1	11/07/25 16:17	11/10/25 13:38	7429-90-5	
Barium	<200	ug/L	200	1	11/07/25 16:17	11/10/25 13:38	7440-39-3	
Calcium	<200	ug/L	200	1	11/07/25 16:17	11/10/25 13:38	7440-70-2	
Chromium	<10.0	ug/L	10.0	1	11/07/25 16:17	11/10/25 13:38	7440-47-3	
Copper	<25.0	ug/L	25.0	1	11/07/25 16:17	11/10/25 13:38	7440-50-8	
Iron	14.3J	ug/L	20.0	1	11/07/25 16:17	11/10/25 13:38	7439-89-6	
Lead	<5.0	ug/L	5.0	1	11/07/25 16:17	11/10/25 13:38	7439-92-1	
Magnesium	<200	ug/L	200	1	11/07/25 16:17	11/10/25 13:38	7439-95-4	
Manganese	<10.0	ug/L	10.0	1	11/07/25 16:17	11/10/25 13:38	7439-96-5	
Nickel	<40.0	ug/L	40.0	1	11/07/25 16:17	11/10/25 13:38	7440-02-0	
Potassium	<5000	ug/L	5000	1	11/07/25 16:17	11/10/25 13:38	7440-09-7	
Sodium	<5000	ug/L	5000	1	11/07/25 16:17	11/10/25 13:38	7440-23-5	
Zinc	<20.0	ug/L	20.0	1	11/07/25 16:17	11/10/25 13:38	7440-66-6	
<b>2340B Hardness, Total (Calc.)</b>		Analytical Method: SM 2340B-2011 Pace Analytical Services - Melville						
Tot Hardness asCaCO3 (SM 2340B)	<830	ug/L	830	1		11/10/25 13:38		
<b>245.1 Mercury</b>		Analytical Method: EPA 245.1 Preparation Method: EPA 245.1 Pace Analytical Services - Melville						
Mercury	<0.20	ug/L	0.20	1	11/10/25 11:06	11/12/25 16:09	7439-97-6	
<b>8260D Volatile Organics</b>		Analytical Method: EPA 8260D/5030C Pace Analytical Services - Melville						
Benzene	<1.0	ug/L	1.0	1		11/05/25 17:09	71-43-2	
Bromodichloromethane	<1.0	ug/L	1.0	1		11/05/25 17:09	75-27-4	
Bromoform	<1.0	ug/L	1.0	1		11/05/25 17:09	75-25-2	
n-Butylbenzene	<1.0	ug/L	1.0	1		11/05/25 17:09	104-51-8	
tert-Butylbenzene	<1.0	ug/L	1.0	1		11/05/25 17:09	98-06-6	
Carbon tetrachloride	<1.0	ug/L	1.0	1		11/05/25 17:09	56-23-5	
Chlorobenzene	<1.0	ug/L	1.0	1		11/05/25 17:09	108-90-7	
Chloroethane	<1.0	ug/L	1.0	1		11/05/25 17:09	75-00-3	
Chloroform	<1.0	ug/L	1.0	1		11/05/25 17:09	67-66-3	
Dibromochloromethane	<1.0	ug/L	1.0	1		11/05/25 17:09	124-48-1	
1,2-Dichlorobenzene	<1.0	ug/L	1.0	1		11/05/25 17:09	95-50-1	
1,3-Dichlorobenzene	<1.0	ug/L	1.0	1		11/05/25 17:09	541-73-1	
1,4-Dichlorobenzene	<1.0	ug/L	1.0	1		11/05/25 17:09	106-46-7	
Dichlorodifluoromethane	<1.0	ug/L	1.0	1		11/05/25 17:09	75-71-8	v3
1,1-Dichloroethane	<1.0	ug/L	1.0	1		11/05/25 17:09	75-34-3	
1,2-Dichloroethane	<1.0	ug/L	1.0	1		11/05/25 17:09	107-06-2	
1,1-Dichloroethene	<1.0	ug/L	1.0	1		11/05/25 17:09	75-35-4	
cis-1,2-Dichloroethene	<1.0	ug/L	1.0	1		11/05/25 17:09	156-59-2	
trans-1,2-Dichloroethene	<1.0	ug/L	1.0	1		11/05/25 17:09	156-60-5	
1,2-Dichloropropane	<1.0	ug/L	1.0	1		11/05/25 17:09	78-87-5	
Ethylbenzene	<1.0	ug/L	1.0	1		11/05/25 17:09	100-41-4	

## REPORT OF LABORATORY ANALYSIS

This report shall not be reproduced, except in full,  
without the written consent of Pace Analytical Services, LLC.



### ANALYTICAL RESULTS

Project: OLD BETHPAGE LANDFILL 10/27

Pace Project No.: 70387947

Sample: FIELD BLANK\_10/29/25 Lab ID: 70387947017 Collected: 10/29/25 17:45 Received: 10/30/25 10:57 Matrix: Water

Parameters	Results	Units	Report Limit	DF	Prepared	Analyzed	CAS No.	Qual
<b>8260D Volatile Organics</b>		Analytical Method: EPA 8260D/5030C Pace Analytical Services - Melville						
Isopropylbenzene (Cumene)	<1.0	ug/L	1.0	1		11/05/25 17:09	98-82-8	
Methylene Chloride	<1.0	ug/L	1.0	1		11/05/25 17:09	75-09-2	
Tetrachloroethene	<1.0	ug/L	1.0	1		11/05/25 17:09	127-18-4	
Toluene	<1.0	ug/L	1.0	1		11/05/25 17:09	108-88-3	
1,1,1-Trichloroethane	<1.0	ug/L	1.0	1		11/05/25 17:09	71-55-6	
Trichloroethene	<1.0	ug/L	1.0	1		11/05/25 17:09	79-01-6	
Vinyl chloride	<1.0	ug/L	1.0	1		11/05/25 17:09	75-01-4	
Xylene (Total)	<3.0	ug/L	3.0	1		11/05/25 17:09	1330-20-7	
m&p-Xylene	<2.0	ug/L	2.0	1		11/05/25 17:09	179601-23-1	
o-Xylene	<1.0	ug/L	1.0	1		11/05/25 17:09	95-47-6	
<b>Surrogates</b>								
1,2-Dichloroethane-d4 (S)	103	%	80-120	1		11/05/25 17:09	17060-07-0	
4-Bromofluorobenzene (S)	100	%	80-120	1		11/05/25 17:09	460-00-4	
Toluene-d8 (S)	105	%	80-120	1		11/05/25 17:09	2037-26-5	
<b>NB 420.4 Phenolics, Total</b>		Analytical Method: EPA 420.4, Rev 1.0 Preparation Method: EPA 420.4, Rev 1.0 Pace Analytical Services - Newburgh						
Phenolics, Total Recoverable	<0.010	mg/L	0.010	1	11/14/25 12:00	11/17/25 16:54		
<b>2320B Alkalinity</b>		Analytical Method: SM 2320B-2011 Pace Analytical Services - Melville						
Alkalinity, Total(CaCO3) pH4.5	15.6	mg/L	5.0	1		11/05/25 18:23		
Alkalinity,Bicarbonate (CaCO3)	15.6	mg/L	5.0	1		11/05/25 18:23		
Alkalinity,Carbonate (CaCO3)	<5.0	mg/L	5.0	1		11/05/25 18:23		
<b>2540C Total Dissolved Solids</b>		Analytical Method: SM 2540C-2015 Pace Analytical Services - Melville						
Total Dissolved Solids	<25.0	mg/L	25.0	1		11/05/25 11:39		
<b>Chromium, Hexavalent</b>		Analytical Method: SM 3500-Cr B-2011 Pace Analytical Services - Melville						
Chromium, Hexavalent	<0.020	mg/L	0.020	1		10/31/25 11:01	18540-29-9	H1
<b>300.0 IC Anions 28 Days</b>		Analytical Method: EPA 300.0 Pace Analytical Services - Melville						
Chloride	<2.0	mg/L	2.0	1		11/13/25 08:38	16887-00-6	
Sulfate	<5.0	mg/L	5.0	1		11/13/25 08:38	14808-79-8	
<b>351.2 Total Kjeldahl Nitrogen</b>		Analytical Method: EPA 351.2 Preparation Method: EPA 351.2 Pace Analytical Services - Melville						
Nitrogen, Kjeldahl, Total	0.88	mg/L	0.10	1	11/07/25 02:00	11/07/25 12:45	7727-37-9	
<b>353.2 Nitrogen, NO2/NO3 pres.</b>		Analytical Method: EPA 353.2 Pace Analytical Services - Melville						
Nitrate-Nitrite (as N)	<0.050	mg/L	0.050	1		11/12/25 10:41	7727-37-9	

### REPORT OF LABORATORY ANALYSIS

This report shall not be reproduced, except in full,  
without the written consent of Pace Analytical Services, LLC.



### ANALYTICAL RESULTS

Project: OLD BETHPAGE LANDFILL 10/27

Pace Project No.: 70387947

Sample: FIELD BLANK_10/29/25		Lab ID: 70387947017		Collected: 10/29/25 17:45	Received: 10/30/25 10:57	Matrix: Water		
Parameters	Results	Units	Report Limit	DF	Prepared	Analyzed	CAS No.	Qual
<b>353.2 Nitrogen, NO2</b>		Analytical Method: EPA 353.2 Pace Analytical Services - Melville						
Nitrite as N	<0.050	mg/L	0.050	1		10/31/25 01:01	14797-65-0	
<b>SM 4500 CNE Cyanide, Total</b>		Analytical Method: SM 4500-CN-E-2016 Preparation Method: SM 4500-CN-C-2016 Pace Analytical Services - Melville						
Cyanide	<10.0	ug/L	10.0	1	10/31/25 14:30	10/31/25 16:13	57-12-5	
<b>4500 Ammonia Water</b>		Analytical Method: SM 4500 NH3 H-2011 Pace Analytical Services - Melville						
Nitrogen, Ammonia	0.088J	mg/L	0.10	1		11/09/25 12:00	7664-41-7	

### REPORT OF LABORATORY ANALYSIS

This report shall not be reproduced, except in full,  
without the written consent of Pace Analytical Services, LLC.



### ANALYTICAL RESULTS

Project: OLD BETHPAGE LANDFILL 10/27

Pace Project No.: 70387947

Sample: FIELD BLANK\_10/29/25 Lab ID: 70387947018 Collected: 10/29/25 17:45 Received: 10/30/25 10:57 Matrix: Water DISS

Parameters	Results	Units	Report Limit	DF	Prepared	Analyzed	CAS No.	Qual
<b>200.7 Metals, Dissolved</b>		Analytical Method: EPA 200.7 Pace Analytical Services - Melville						
Aluminum, Dissolved	<200	ug/L	200	1		11/13/25 15:45	7429-90-5	
Barium, Dissolved	<200	ug/L	200	1		11/13/25 15:45	7440-39-3	
Calcium, Dissolved	<200	ug/L	200	1		11/13/25 15:45	7440-70-2	
Chromium, Dissolved	<10.0	ug/L	10.0	1		11/13/25 15:45	7440-47-3	
Copper, Dissolved	<25.0	ug/L	25.0	1		11/13/25 15:45	7440-50-8	
Iron, Dissolved	<20.0	ug/L	20.0	1		11/13/25 15:45	7439-89-6	
Lead, Dissolved	<5.0	ug/L	5.0	1		11/13/25 15:45	7439-92-1	
Magnesium, Dissolved	<1000	ug/L	1000	1		11/13/25 15:45	7439-95-4	
Manganese, Dissolved	<10.0	ug/L	10.0	1		11/13/25 15:45	7439-96-5	
Nickel, Dissolved	<40.0	ug/L	40.0	1		11/13/25 15:45	7440-02-0	
Potassium, Dissolved	<5000	ug/L	5000	1		11/13/25 15:45	7440-09-7	
Sodium, Dissolved	<5000	ug/L	5000	1		11/13/25 15:45	7440-23-5	
Zinc, Dissolved	<20.0	ug/L	20.0	1		11/13/25 15:45	7440-66-6	
<b>245.1 Mercury, Dissolved</b>		Analytical Method: EPA 245.1 Preparation Method: EPA 245.1 Pace Analytical Services - Melville						
Mercury, Dissolved	0.031J	ug/L	0.20	1	11/05/25 06:00	11/05/25 14:43	7439-97-6	

### REPORT OF LABORATORY ANALYSIS

This report shall not be reproduced, except in full, without the written consent of Pace Analytical Services, LLC.



**QUALITY CONTROL DATA**

Project: OLD BETHPAGE LANDFILL 10/27

Pace Project No.: 70387947

QC Batch:	426356	Analysis Method:	EPA 200.7
QC Batch Method:	EPA 200.7	Analysis Description:	200.7 Metals, Dissolved
		Laboratory:	Pace Analytical Services - Melville

Associated Lab Samples: 70387947002

METHOD BLANK: 2275235 Matrix: Water

Associated Lab Samples: 70387947002

Parameter	Units	Blank Result	Reporting Limit	Analyzed	Qualifiers
Aluminum, Dissolved	ug/L	46.8J	200	11/03/25 10:52	
Barium, Dissolved	ug/L	<200	200	11/03/25 10:52	
Calcium, Dissolved	ug/L	<200	200	11/03/25 10:52	
Chromium, Dissolved	ug/L	<10.0	10.0	11/03/25 10:52	
Copper, Dissolved	ug/L	<25.0	25.0	11/03/25 10:52	
Iron, Dissolved	ug/L	<20.0	20.0	11/03/25 10:52	
Lead, Dissolved	ug/L	<5.0	5.0	11/03/25 10:52	
Magnesium, Dissolved	ug/L	<1000	1000	11/03/25 10:52	
Manganese, Dissolved	ug/L	<10.0	10.0	11/03/25 10:52	
Nickel, Dissolved	ug/L	<40.0	40.0	11/03/25 10:52	
Potassium, Dissolved	ug/L	<5000	5000	11/03/25 10:52	
Sodium, Dissolved	ug/L	<5000	5000	11/03/25 10:52	
Zinc, Dissolved	ug/L	<20.0	20.0	11/03/25 10:52	

LABORATORY CONTROL SAMPLE: 2275236

Parameter	Units	Spike Conc.	LCS Result	LCS % Rec	% Rec Limits	Qualifiers
Aluminum, Dissolved	ug/L	25000	25200	101	85-115	
Barium, Dissolved	ug/L	500	508	102	85-115	
Calcium, Dissolved	ug/L	25000	25800	103	85-115	
Chromium, Dissolved	ug/L	500	505	101	85-115	
Copper, Dissolved	ug/L	500	516	103	85-115	
Iron, Dissolved	ug/L	12500	13000	104	85-115	
Lead, Dissolved	ug/L	500	514	103	85-115	
Magnesium, Dissolved	ug/L	25000	25700	103	85-115	
Manganese, Dissolved	ug/L	500	508	102	85-115	
Nickel, Dissolved	ug/L	500	506	101	85-115	
Potassium, Dissolved	ug/L	25000	24600	98	85-115	
Sodium, Dissolved	ug/L	25000	25500	102	85-115	
Zinc, Dissolved	ug/L	500	504	101	85-115	

MATRIX SPIKE SAMPLE: 2275238

Parameter	Units	70386899003 Result	Spike Conc.	MS Result	MS % Rec	% Rec Limits	Qualifiers
Aluminum, Dissolved	ug/L	67.0J	12500	13300	106	70-130	
Barium, Dissolved	ug/L	18.5J	500	570	110	70-130	
Calcium, Dissolved	ug/L	11300	12500	29400	145	70-130 M1	

Results presented on this page are in the units indicated by the "Units" column except where an alternate unit is presented to the right of the result.

**REPORT OF LABORATORY ANALYSIS**

This report shall not be reproduced, except in full, without the written consent of Pace Analytical Services, LLC.



**QUALITY CONTROL DATA**

Project: OLD BETHPAGE LANDFILL 10/27

Pace Project No.: 70387947

MATRIX SPIKE SAMPLE: 2275238		70386899003	Spike	MS	MS	% Rec	
Parameter	Units	Result	Conc.	Result	% Rec	Limits	Qualifiers
Chromium, Dissolved	ug/L	<10.0	500	526	105	70-130	
Copper, Dissolved	ug/L	<25.0	500	538	108	70-130	
Iron, Dissolved	ug/L	<20.0	5000	5270	105	70-130	
Lead, Dissolved	ug/L	<5.0	500	520	104	70-130	
Magnesium, Dissolved	ug/L	8240	12500	22400	113	70-130	
Manganese, Dissolved	ug/L	1010	500	3240	446	70-130	M1
Nickel, Dissolved	ug/L	<40.0	500	509	101	70-130	
Potassium, Dissolved	ug/L	19100	12500	31600	100	70-130	
Sodium, Dissolved	ug/L	47800	12500	59800	96	70-130	
Zinc, Dissolved	ug/L	<20.0	500	532	106	70-130	

MATRIX SPIKE SAMPLE: 2275240		70386899005	Spike	MS	MS	% Rec	
Parameter	Units	Result	Conc.	Result	% Rec	Limits	Qualifiers
Aluminum, Dissolved	ug/L	77.5J	12500	13000	103	70-130	
Barium, Dissolved	ug/L	23.7J	500	579	111	70-130	
Calcium, Dissolved	ug/L	6660	12500	23400	134	70-130	M1
Chromium, Dissolved	ug/L	<10.0	500	513	103	70-130	
Copper, Dissolved	ug/L	<25.0	500	529	106	70-130	
Iron, Dissolved	ug/L	<20.0	5000	5150	103	70-130	
Lead, Dissolved	ug/L	<5.0	500	511	102	70-130	
Magnesium, Dissolved	ug/L	5410	12500	19300	111	70-130	
Manganese, Dissolved	ug/L	119	500	889	154	70-130	M1
Nickel, Dissolved	ug/L	<40.0	500	500	100	70-130	
Potassium, Dissolved	ug/L	12200	12500	24500	98	70-130	
Sodium, Dissolved	ug/L	63300	12500	72300	72	70-130	
Zinc, Dissolved	ug/L	<20.0	500	521	104	70-130	

SAMPLE DUPLICATE: 2275237

Parameter	Units	70386899003 Result	Dup Result	RPD	Qualifiers
Aluminum, Dissolved	ug/L	67.0J	70.4J		
Barium, Dissolved	ug/L	18.5J	17.0J		
Calcium, Dissolved	ug/L	11300	10500	7	
Chromium, Dissolved	ug/L	<10.0	<10.0		
Copper, Dissolved	ug/L	<25.0	<25.0		
Iron, Dissolved	ug/L	<20.0	<20.0		
Lead, Dissolved	ug/L	<5.0	<5.0		
Magnesium, Dissolved	ug/L	8240	7820	5	
Manganese, Dissolved	ug/L	1010	905	11	
Nickel, Dissolved	ug/L	<40.0	<40.0		
Potassium, Dissolved	ug/L	19100	19000	1	
Sodium, Dissolved	ug/L	47800	47600	0	
Zinc, Dissolved	ug/L	<20.0	<20.0		

Results presented on this page are in the units indicated by the "Units" column except where an alternate unit is presented to the right of the result.

**REPORT OF LABORATORY ANALYSIS**

This report shall not be reproduced, except in full,  
without the written consent of Pace Analytical Services, LLC.



### QUALITY CONTROL DATA

Project: OLD BETHPAGE LANDFILL 10/27

Pace Project No.: 70387947

SAMPLE DUPLICATE: 2275239

Parameter	Units	70386899005 Result	Dup Result	RPD	Qualifiers
Aluminum, Dissolved	ug/L	77.5J	68.7J		
Barium, Dissolved	ug/L	23.7J	22.8J		
Calcium, Dissolved	ug/L	6660	6460	3	
Chromium, Dissolved	ug/L	<10.0	<10.0		
Copper, Dissolved	ug/L	<25.0	<25.0		
Iron, Dissolved	ug/L	<20.0	<20.0		
Lead, Dissolved	ug/L	<5.0	<5.0		
Magnesium, Dissolved	ug/L	5410	5270	3	
Manganese, Dissolved	ug/L	119	111	7	
Nickel, Dissolved	ug/L	<40.0	<40.0		
Potassium, Dissolved	ug/L	12200	11900	2	
Sodium, Dissolved	ug/L	63300	61900	2	
Zinc, Dissolved	ug/L	<20.0	<20.0		

Results presented on this page are in the units indicated by the "Units" column except where an alternate unit is presented to the right of the result.

### REPORT OF LABORATORY ANALYSIS

This report shall not be reproduced, except in full,  
without the written consent of Pace Analytical Services, LLC.



**QUALITY CONTROL DATA**

Project: OLD BETHPAGE LANDFILL 10/27

Pace Project No.: 70387947

QC Batch: 428080 Analysis Method: EPA 200.7  
 QC Batch Method: EPA 200.7 Analysis Description: 200.7 Metals, Dissolved  
 Laboratory: Pace Analytical Services - Melville  
 Associated Lab Samples: 70387947004, 70387947006, 70387947010, 70387947012, 70387947016, 70387947018

METHOD BLANK: 2286588 Matrix: Water  
 Associated Lab Samples: 70387947004, 70387947006, 70387947010, 70387947012, 70387947016, 70387947018

Parameter	Units	Blank Result	Reporting Limit	Analyzed	Qualifiers
Aluminum, Dissolved	ug/L	<200	200	11/13/25 15:22	
Barium, Dissolved	ug/L	<200	200	11/13/25 15:22	
Calcium, Dissolved	ug/L	<200	200	11/13/25 15:22	
Chromium, Dissolved	ug/L	<10.0	10.0	11/13/25 15:22	
Copper, Dissolved	ug/L	<25.0	25.0	11/13/25 15:22	
Iron, Dissolved	ug/L	<20.0	20.0	11/13/25 15:22	
Lead, Dissolved	ug/L	<5.0	5.0	11/13/25 15:22	
Magnesium, Dissolved	ug/L	<1000	1000	11/13/25 15:22	
Manganese, Dissolved	ug/L	<10.0	10.0	11/13/25 15:22	
Nickel, Dissolved	ug/L	<40.0	40.0	11/13/25 15:22	
Potassium, Dissolved	ug/L	1200J	5000	11/13/25 15:22	
Sodium, Dissolved	ug/L	<5000	5000	11/13/25 15:22	
Zinc, Dissolved	ug/L	<20.0	20.0	11/13/25 15:22	

LABORATORY CONTROL SAMPLE & LCSD: 2286589

2287339

Parameter	Units	Spike Conc.	LCS Result	LCSD Result	LCS % Rec	LCSD % Rec	% Rec Limits	RPD	Max RPD	Qualifiers
Aluminum, Dissolved	ug/L	25000	24200	24400	97	98	85-115	1	20	
Barium, Dissolved	ug/L	500	486	488	97	98	85-115	0	20	
Calcium, Dissolved	ug/L	25000	24900	25000	100	100	85-115	0	20	
Chromium, Dissolved	ug/L	500	494	497	99	99	85-115	1	20	
Copper, Dissolved	ug/L	500	498	498	100	100	85-115	0	20	
Iron, Dissolved	ug/L	12500	12400	12400	99	99	85-115	0	20	
Lead, Dissolved	ug/L	500	498	498	100	100	85-115	0	20	
Magnesium, Dissolved	ug/L	25000	24200	24300	97	97	85-115	0	20	
Manganese, Dissolved	ug/L	500	493	496	99	99	85-115	1	20	
Nickel, Dissolved	ug/L	500	494	497	99	99	85-115	1	20	
Potassium, Dissolved	ug/L	25000	23400	23500	94	94	85-115	0	20	
Sodium, Dissolved	ug/L	25000	23800	23900	95	96	85-115	0	20	
Zinc, Dissolved	ug/L	500	503	504	101	101	85-115	0	20	

Results presented on this page are in the units indicated by the "Units" column except where an alternate unit is presented to the right of the result.

**REPORT OF LABORATORY ANALYSIS**

This report shall not be reproduced, except in full,  
 without the written consent of Pace Analytical Services, LLC.



**QUALITY CONTROL DATA**

Project: OLD BETHPAGE LANDFILL 10/27  
 Pace Project No.: 70387947

QC Batch: 426340 Analysis Method: EPA 245.1  
 QC Batch Method: EPA 245.1 Analysis Description: 245.1 Mercury  
 Laboratory: Pace Analytical Services - Melville

Associated Lab Samples: 70387947001, 70387947003

METHOD BLANK: 2275201 Matrix: Water  
 Associated Lab Samples: 70387947001, 70387947003

Parameter	Units	Blank Result	Reporting Limit	Analyzed	Qualifiers
Mercury	ug/L	0.030J	0.20	11/03/25 15:04	

LABORATORY CONTROL SAMPLE: 2275202

Parameter	Units	Spike Conc.	LCS Result	LCS % Rec	% Rec Limits	Qualifiers
Mercury	ug/L	1	1.1	109	85-115	

MATRIX SPIKE SAMPLE: 2275203

Parameter	Units	70387674005 Result	Spike Conc.	MS Result	MS % Rec	% Rec Limits	Qualifiers
Mercury	ug/L	0.090J	1	1.3	119	70-130	

MATRIX SPIKE SAMPLE: 2275623

Parameter	Units	70387674003 Result	Spike Conc.	MS Result	MS % Rec	% Rec Limits	Qualifiers
Mercury	ug/L	0.075J	1	1.3	122	70-130	

SAMPLE DUPLICATE: 2275204

Parameter	Units	70387674005 Result	Dup Result	RPD	Qualifiers
Mercury	ug/L	0.090J	0.084J		

SAMPLE DUPLICATE: 2275624

Parameter	Units	70387674003 Result	Dup Result	RPD	Qualifiers
Mercury	ug/L	0.075J	0.061J		

Results presented on this page are in the units indicated by the "Units" column except where an alternate unit is presented to the right of the result.

**REPORT OF LABORATORY ANALYSIS**

This report shall not be reproduced, except in full,  
 without the written consent of Pace Analytical Services, LLC.



QUALITY CONTROL DATA

Project: OLD BETHPAGE LANDFILL 10/27

Pace Project No.: 70387947

QC Batch:	427487	Analysis Method:	EPA 245.1
QC Batch Method:	EPA 245.1	Analysis Description:	245.1 Mercury
		Laboratory:	Pace Analytical Services - Melville
Associated Lab Samples:	70387947005, 70387947009, 70387947011, 70387947015, 70387947017		

METHOD BLANK: 2282595 Matrix: Water  
 Associated Lab Samples: 70387947005, 70387947009, 70387947011, 70387947015, 70387947017

Parameter	Units	Blank Result	Reporting Limit	Analyzed	Qualifiers
Mercury	ug/L	<0.20	0.20	11/12/25 15:58	

LABORATORY CONTROL SAMPLE: 2282596

Parameter	Units	Spike Conc.	LCS Result	LCS % Rec	% Rec Limits	Qualifiers
Mercury	ug/L	1	0.99	99	85-115	

MATRIX SPIKE SAMPLE: 2282597

Parameter	Units	70388504003 Result	Spike Conc.	MS Result	MS % Rec	% Rec Limits	Qualifiers
Mercury	ug/L	<0.20	1	1.3	124	70-130	

MATRIX SPIKE SAMPLE: 2282599

Parameter	Units	70388504004 Result	Spike Conc.	MS Result	MS % Rec	% Rec Limits	Qualifiers
Mercury	ug/L	<0.20	1	1.4	138	70-130 M1	

SAMPLE DUPLICATE: 2282598

Parameter	Units	70388504003 Result	Dup Result	RPD	Qualifiers
Mercury	ug/L	<0.20	<0.20		

SAMPLE DUPLICATE: 2282600

Parameter	Units	70388504004 Result	Dup Result	RPD	Qualifiers
Mercury	ug/L	<0.20	<0.20		

Results presented on this page are in the units indicated by the "Units" column except where an alternate unit is presented to the right of the result.

REPORT OF LABORATORY ANALYSIS

This report shall not be reproduced, except in full, without the written consent of Pace Analytical Services, LLC.



**QUALITY CONTROL DATA**

Project: OLD BETHPAGE LANDFILL 10/27

Pace Project No.: 70387947

QC Batch:	426638	Analysis Method:	EPA 245.1
QC Batch Method:	EPA 245.1	Analysis Description:	245.1 Mercury - Dissolved
		Laboratory:	Pace Analytical Services - Melville
Associated Lab Samples:	70387947002, 70387947004, 70387947006, 70387947010, 70387947012, 70387947016, 70387947018		

METHOD BLANK: 2277011 Matrix: Water  
 Associated Lab Samples: 70387947002, 70387947004, 70387947006, 70387947010, 70387947012, 70387947016, 70387947018

Parameter	Units	Blank Result	Reporting Limit	Analyzed	Qualifiers
Mercury, Dissolved	ug/L	<0.20	0.20	11/05/25 14:11	

LABORATORY CONTROL SAMPLE: 2277012

Parameter	Units	Spike Conc.	LCS Result	LCS % Rec	% Rec Limits	Qualifiers
Mercury, Dissolved	ug/L	1	1.0	102	85-115	

MATRIX SPIKE SAMPLE: 2277013

Parameter	Units	70387947018 Result	Spike Conc.	MS Result	MS % Rec	% Rec Limits	Qualifiers
Mercury, Dissolved	ug/L	0.031J	1	0.97	94	70-130	

MATRIX SPIKE SAMPLE: 2277015

Parameter	Units	70387674006 Result	Spike Conc.	MS Result	MS % Rec	% Rec Limits	Qualifiers
Mercury, Dissolved	ug/L	0.038J	1	1.0	96	70-130	

SAMPLE DUPLICATE: 2277014

Parameter	Units	70387947018 Result	Dup Result	RPD	Qualifiers
Mercury, Dissolved	ug/L	0.031J	0.031J		

SAMPLE DUPLICATE: 2277016

Parameter	Units	70387674006 Result	Dup Result	RPD	Qualifiers
Mercury, Dissolved	ug/L	0.038J	0.040J		

Results presented on this page are in the units indicated by the "Units" column except where an alternate unit is presented to the right of the result.

**REPORT OF LABORATORY ANALYSIS**

This report shall not be reproduced, except in full, without the written consent of Pace Analytical Services, LLC.



**QUALITY CONTROL DATA**

Project: OLD BETHPAGE LANDFILL 10/27

Pace Project No.: 70387947

QC Batch:	427178	Analysis Method:	EPA 200.7
QC Batch Method:	EPA 200.7	Analysis Description:	200.7 Metals, Total
		Laboratory:	Pace Analytical Services - Melville

Associated Lab Samples: 70387947001, 70387947003, 70387947005

METHOD BLANK: 2280699 Matrix: Water

Associated Lab Samples: 70387947001, 70387947003, 70387947005

Parameter	Units	Blank Result	Reporting Limit	Analyzed	Qualifiers
Aluminum	ug/L	<200	200	11/07/25 16:35	
Barium	ug/L	<200	200	11/07/25 16:35	
Calcium	ug/L	<200	200	11/07/25 16:35	
Chromium	ug/L	<10.0	10.0	11/07/25 16:35	
Copper	ug/L	<25.0	25.0	11/07/25 16:35	
Iron	ug/L	<20.0	20.0	11/07/25 16:35	
Lead	ug/L	<5.0	5.0	11/07/25 16:35	
Magnesium	ug/L	<200	200	11/07/25 16:35	
Manganese	ug/L	<10.0	10.0	11/07/25 16:35	
Nickel	ug/L	<40.0	40.0	11/07/25 16:35	
Potassium	ug/L	<5000	5000	11/07/25 16:35	
Sodium	ug/L	<5000	5000	11/07/25 16:35	
Zinc	ug/L	<20.0	20.0	11/07/25 16:35	

LABORATORY CONTROL SAMPLE: 2280700

Parameter	Units	Spike Conc.	LCS Result	LCS % Rec	% Rec Limits	Qualifiers
Aluminum	ug/L	25000	26200	105	85-115	
Barium	ug/L	500	559	112	85-115	
Calcium	ug/L	25000	26900	108	85-115	
Chromium	ug/L	500	531	106	85-115	
Copper	ug/L	500	558	112	85-115	
Iron	ug/L	12500	13200	106	85-115	
Lead	ug/L	500	541	108	85-115	
Magnesium	ug/L	25000	26100	104	85-115	
Manganese	ug/L	500	548	110	85-115	
Nickel	ug/L	500	514	103	85-115	
Potassium	ug/L	25000	27000	108	85-115	
Sodium	ug/L	25000	25900	104	85-115	
Zinc	ug/L	500	562	112	85-115	

MATRIX SPIKE SAMPLE: 2280704

Parameter	Units	70388463001 Result	Spike Conc.	MS Result	MS % Rec	% Rec Limits	Qualifiers
Aluminum	ug/L	<0.20 mg/L	12500	12900	102	70-130	
Barium	ug/L	<0.20 mg/L	500	569	103	70-130	
Calcium	ug/L	36600	12500	50100	108	70-130	

Results presented on this page are in the units indicated by the "Units" column except where an alternate unit is presented to the right of the result.

**REPORT OF LABORATORY ANALYSIS**

This report shall not be reproduced, except in full, without the written consent of Pace Analytical Services, LLC.



**QUALITY CONTROL DATA**

Project: OLD BETHPAGE LANDFILL 10/27

Pace Project No.: 70387947

MATRIX SPIKE SAMPLE: 2280704		70388463001	Spike	MS	MS	% Rec	
Parameter	Units	Result	Conc.	Result	% Rec	Limits	Qualifiers
Chromium	ug/L	<0.010 mg/L	500	490	98	70-130	
Copper	ug/L	<25.0	500	517	103	70-130	
Iron	ug/L	135	5000	5210	102	70-130	
Lead	ug/L	<0.0050 mg/L	500	489	98	70-130	
Magnesium	ug/L	10300	12500	22800	100	70-130	
Manganese	ug/L	<10.0	500	503	99	70-130	
Nickel	ug/L	<40.0	500	460	92	70-130	
Potassium	ug/L	<5000	12500	16800	110	70-130	
Sodium	ug/L	68200	12500	82100	111	70-130	
Zinc	ug/L	0.041 mg/L	500	508	93	70-130	

MATRIX SPIKE SAMPLE: 2280706		70388462001	Spike	MS	MS	% Rec	
Parameter	Units	Result	Conc.	Result	% Rec	Limits	Qualifiers
Aluminum	ug/L	<200	12500	12900	103	70-130	
Barium	ug/L	<200	500	579	104	70-130	
Calcium	ug/L	13300	12500	26700	107	70-130	
Chromium	ug/L	<10.0	500	497	99	70-130	
Copper	ug/L	<25.0	500	523	105	70-130	
Iron	ug/L	12800	5000	18200	108	70-130	
Lead	ug/L	<5.0	500	495	99	70-130	
Magnesium	ug/L	2880	12500	15300	99	70-130	
Manganese	ug/L	67.6	500	593	105	70-130	
Nickel	ug/L	<40.0	500	471	94	70-130	
Potassium	ug/L	5730	12500	19300	109	70-130	
Sodium	ug/L	45400	12500	59700	114	70-130	
Zinc	ug/L	21.3	500	513	98	70-130	

SAMPLE DUPLICATE: 2280703

Parameter	Units	70388463001	Dup	RPD	Qualifiers
		Result	Result		
Aluminum	ug/L	<0.20 mg/L	184J		
Barium	ug/L	<0.20 mg/L	52.2J		
Calcium	ug/L	36600	35800	2	
Chromium	ug/L	<0.010 mg/L	<10.0		
Copper	ug/L	<25.0	<25.0		
Iron	ug/L	135	131	3	
Lead	ug/L	<0.0050 mg/L	<5.0		
Magnesium	ug/L	10300	10100	2	
Manganese	ug/L	<10.0	8.1J		
Nickel	ug/L	<40.0	<40.0		
Potassium	ug/L	<5000	3000J		
Sodium	ug/L	68200	66600	2	
Zinc	ug/L	0.041 mg/L	27.6	39 D6	

Results presented on this page are in the units indicated by the "Units" column except where an alternate unit is presented to the right of the result.

**REPORT OF LABORATORY ANALYSIS**

This report shall not be reproduced, except in full,  
without the written consent of Pace Analytical Services, LLC.



### QUALITY CONTROL DATA

Project: OLD BETHPAGE LANDFILL 10/27

Pace Project No.: 70387947

SAMPLE DUPLICATE: 2280705

Parameter	Units	70388462001 Result	Dup Result	RPD	Qualifiers
Aluminum	ug/L	<200	86.7J		
Barium	ug/L	<200	59.6J		
Calcium	ug/L	13300	13200	1	
Chromium	ug/L	<10.0	<10.0		
Copper	ug/L	<25.0	<25.0		
Iron	ug/L	12800	12800	0	
Lead	ug/L	<5.0	<5.0		
Magnesium	ug/L	2880	2860	1	
Manganese	ug/L	67.6	68.8	2	
Nickel	ug/L	<40.0	<40.0		
Potassium	ug/L	5730	5790	1	
Sodium	ug/L	45400	45200	0	
Zinc	ug/L	21.3	21.3	0	

Results presented on this page are in the units indicated by the "Units" column except where an alternate unit is presented to the right of the result.

### REPORT OF LABORATORY ANALYSIS

This report shall not be reproduced, except in full,  
without the written consent of Pace Analytical Services, LLC.



**QUALITY CONTROL DATA**

Project: OLD BETHPAGE LANDFILL 10/27

Pace Project No.: 70387947

QC Batch: 427313 Analysis Method: EPA 200.7  
 QC Batch Method: EPA 200.7 Analysis Description: 200.7 Metals, Total  
 Laboratory: Pace Analytical Services - Melville

Associated Lab Samples: 70387947009, 70387947011, 70387947015, 70387947017

METHOD BLANK: 2281795 Matrix: Water

Associated Lab Samples: 70387947009, 70387947011, 70387947015, 70387947017

Parameter	Units	Blank Result	Reporting Limit	Analyzed	Qualifiers
Aluminum	ug/L	<200	200	11/10/25 13:24	
Barium	ug/L	<200	200	11/10/25 13:24	
Calcium	ug/L	<200	200	11/10/25 13:24	
Chromium	ug/L	<10.0	10.0	11/10/25 13:24	
Copper	ug/L	<25.0	25.0	11/10/25 13:24	
Iron	ug/L	<20.0	20.0	11/10/25 13:24	
Lead	ug/L	<5.0	5.0	11/10/25 13:24	
Magnesium	ug/L	<200	200	11/10/25 13:24	
Manganese	ug/L	<10.0	10.0	11/10/25 13:24	
Nickel	ug/L	<40.0	40.0	11/10/25 13:24	
Potassium	ug/L	<5000	5000	11/10/25 13:24	
Sodium	ug/L	<5000	5000	11/10/25 13:24	
Zinc	ug/L	<20.0	20.0	11/10/25 13:24	

LABORATORY CONTROL SAMPLE: 2281796

Parameter	Units	Spike Conc.	LCS Result	LCS % Rec	% Rec Limits	Qualifiers
Aluminum	ug/L	25000	25800	103	85-115	
Barium	ug/L	500	537	107	85-115	
Calcium	ug/L	25000	25400	102	85-115	
Chromium	ug/L	500	525	105	85-115	
Copper	ug/L	500	529	106	85-115	
Iron	ug/L	12500	12800	102	85-115	
Lead	ug/L	500	535	107	85-115	
Magnesium	ug/L	25000	25300	101	85-115	
Manganese	ug/L	500	534	107	85-115	
Nickel	ug/L	500	538	108	85-115	
Potassium	ug/L	25000	25900	104	85-115	
Sodium	ug/L	25000	25700	103	85-115	
Zinc	ug/L	500	520	104	85-115	

MATRIX SPIKE SAMPLE: 2281798

Parameter	Units	70387947017 Result	Spike Conc.	MS Result	MS % Rec	% Rec Limits	Qualifiers
Aluminum	ug/L	<200	12500	13200	106	70-130	
Barium	ug/L	<200	500	515	103	70-130	
Calcium	ug/L	<200	12500	12900	103	70-130	

Results presented on this page are in the units indicated by the "Units" column except where an alternate unit is presented to the right of the result.

**REPORT OF LABORATORY ANALYSIS**

This report shall not be reproduced, except in full, without the written consent of Pace Analytical Services, LLC.



**QUALITY CONTROL DATA**

Project: OLD BETHPAGE LANDFILL 10/27

Pace Project No.: 70387947

MATRIX SPIKE SAMPLE: 2281798		70387947017	Spike	MS	MS	% Rec	
Parameter	Units	Result	Conc.	Result	% Rec	Limits	Qualifiers
Chromium	ug/L	<10.0	500	509	102	70-130	
Copper	ug/L	<25.0	500	519	104	70-130	
Iron	ug/L	14.3J	5000	5170	103	70-130	
Lead	ug/L	<5.0	500	518	104	70-130	
Magnesium	ug/L	<200	12500	12600	101	70-130	
Manganese	ug/L	<10.0	500	512	102	70-130	
Nickel	ug/L	<40.0	500	494	99	70-130	
Potassium	ug/L	<5000	12500	12800	100	70-130	
Sodium	ug/L	<5000	12500	12600	100	70-130	
Zinc	ug/L	<20.0	500	503	100	70-130	

MATRIX SPIKE SAMPLE: 2282447		70388504001	Spike	MS	MS	% Rec	
Parameter	Units	Result	Conc.	Result	% Rec	Limits	Qualifiers
Aluminum	ug/L	<200	12500	13200	105	70-130	
Barium	ug/L	<200	500	536	100	70-130	
Calcium	ug/L	82200	12500	94200	96	70-130	
Chromium	ug/L	<10.0	500	489	98	70-130	
Copper	ug/L	<25.0	500	496	99	70-130	
Iron	ug/L	37.9	5000	5040	100	70-130	
Lead	ug/L	<5.0	500	497	99	70-130	
Magnesium	ug/L	18100	12500	30300	98	70-130	
Manganese	ug/L	12.9	500	506	99	70-130	
Nickel	ug/L	<40.0	500	481	95	70-130	
Potassium	ug/L	61700	12500	75300	109	70-130	
Sodium	ug/L	139000	12500	151000	96	70-130	
Zinc	ug/L	<20.0	500	477	94	70-130	

SAMPLE DUPLICATE: 2281797

Parameter	Units	70387947017 Result	Dup Result	RPD	Qualifiers
Aluminum	ug/L	<200	<200		
Barium	ug/L	<200	<200		
Calcium	ug/L	<200	<200		
Chromium	ug/L	<10.0	<10.0		
Copper	ug/L	<25.0	<25.0		
Iron	ug/L	14.3J	<20.0		
Lead	ug/L	<5.0	<5.0		
Magnesium	ug/L	<200	<200		
Manganese	ug/L	<10.0	<10.0		
Nickel	ug/L	<40.0	<40.0		
Potassium	ug/L	<5000	<5000		
Sodium	ug/L	<5000	<5000		
Zinc	ug/L	<20.0	<20.0		

Results presented on this page are in the units indicated by the "Units" column except where an alternate unit is presented to the right of the result.

**REPORT OF LABORATORY ANALYSIS**

This report shall not be reproduced, except in full,  
without the written consent of Pace Analytical Services, LLC.



### QUALITY CONTROL DATA

Project: OLD BETHPAGE LANDFILL 10/27

Pace Project No.: 70387947

SAMPLE DUPLICATE: 2282446

Parameter	Units	70388504001 Result	Dup Result	RPD	Qualifiers
Aluminum	ug/L	<200	<200		
Barium	ug/L	<200	34.5J		
Calcium	ug/L	82200	82200	0	
Chromium	ug/L	<10.0	<10.0		
Copper	ug/L	<25.0	<25.0		
Iron	ug/L	37.9	33.8	11	
Lead	ug/L	<5.0	2.0J		
Magnesium	ug/L	18100	18100	0	
Manganese	ug/L	12.9	12.7	2	
Nickel	ug/L	<40.0	<40.0		
Potassium	ug/L	61700	61800	0	
Sodium	ug/L	139000	138000	1	
Zinc	ug/L	<20.0	6.1J		

Results presented on this page are in the units indicated by the "Units" column except where an alternate unit is presented to the right of the result.

### REPORT OF LABORATORY ANALYSIS

This report shall not be reproduced, except in full,  
without the written consent of Pace Analytical Services, LLC.



**QUALITY CONTROL DATA**

Project: OLD BETHPAGE LANDFILL 10/27

Pace Project No.: 70387947

QC Batch: 425583 Analysis Method: EPA 8260D/5030C  
 QC Batch Method: EPA 8260D/5030C Analysis Description: 8260D MSV  
 Laboratory: Pace Analytical Services - Melville

Associated Lab Samples: 70387947001, 70387947003, 70387947005, 70387947007

METHOD BLANK: 2270952 Matrix: Water

Associated Lab Samples: 70387947001, 70387947003, 70387947005, 70387947007

Parameter	Units	Blank Result	Reporting Limit	Analyzed	Qualifiers
1,1,1-Trichloroethane	ug/L	<1.0	1.0	10/28/25 17:17	
1,1-Dichloroethane	ug/L	<1.0	1.0	10/28/25 17:17	
1,1-Dichloroethene	ug/L	<1.0	1.0	10/28/25 17:17	
1,2-Dichlorobenzene	ug/L	<1.0	1.0	10/28/25 17:17	
1,2-Dichloroethane	ug/L	<1.0	1.0	10/28/25 17:17	
1,2-Dichloropropane	ug/L	<1.0	1.0	10/28/25 17:17	
1,3-Dichlorobenzene	ug/L	<1.0	1.0	10/28/25 17:17	
1,4-Dichlorobenzene	ug/L	<1.0	1.0	10/28/25 17:17	
Benzene	ug/L	<1.0	1.0	10/28/25 17:17	
Bromodichloromethane	ug/L	<1.0	1.0	10/28/25 17:17	
Bromoform	ug/L	<1.0	1.0	10/28/25 17:17	
Carbon tetrachloride	ug/L	<1.0	1.0	10/28/25 17:17	
Chlorobenzene	ug/L	<1.0	1.0	10/28/25 17:17	
Chloroethane	ug/L	<1.0	1.0	10/28/25 17:17	
Chloroform	ug/L	<1.0	1.0	10/28/25 17:17	
cis-1,2-Dichloroethene	ug/L	<1.0	1.0	10/28/25 17:17	
Dibromochloromethane	ug/L	<1.0	1.0	10/28/25 17:17	
Dichlorodifluoromethane	ug/L	<1.0	1.0	10/28/25 17:17	v3
Ethylbenzene	ug/L	<1.0	1.0	10/28/25 17:17	
Isopropylbenzene (Cumene)	ug/L	<1.0	1.0	10/28/25 17:17	
m&p-Xylene	ug/L	<2.0	2.0	10/28/25 17:17	
Methylene Chloride	ug/L	<1.0	1.0	10/28/25 17:17	
n-Butylbenzene	ug/L	<1.0	1.0	10/28/25 17:17	
o-Xylene	ug/L	<1.0	1.0	10/28/25 17:17	
tert-Butylbenzene	ug/L	<1.0	1.0	10/28/25 17:17	
Tetrachloroethene	ug/L	<1.0	1.0	10/28/25 17:17	
Toluene	ug/L	<1.0	1.0	10/28/25 17:17	
trans-1,2-Dichloroethene	ug/L	<1.0	1.0	10/28/25 17:17	
Trichloroethene	ug/L	<1.0	1.0	10/28/25 17:17	
Vinyl chloride	ug/L	<1.0	1.0	10/28/25 17:17	
Xylene (Total)	ug/L	<3.0	3.0	10/28/25 17:17	
1,2-Dichloroethane-d4 (S)	%	108	80-120	10/28/25 17:17	
4-Bromofluorobenzene (S)	%	99	80-120	10/28/25 17:17	
Toluene-d8 (S)	%	105	80-120	10/28/25 17:17	

LABORATORY CONTROL SAMPLE: 2270953

Parameter	Units	Spike Conc.	LCS Result	LCS % Rec	% Rec Limits	Qualifiers
1,1,1-Trichloroethane	ug/L	50	49.5	99	72-122	

Results presented on this page are in the units indicated by the "Units" column except where an alternate unit is presented to the right of the result.

**REPORT OF LABORATORY ANALYSIS**

This report shall not be reproduced, except in full,  
 without the written consent of Pace Analytical Services, LLC.



**QUALITY CONTROL DATA**

Project: OLD BETHPAGE LANDFILL 10/27

Pace Project No.: 70387947

LABORATORY CONTROL SAMPLE: 2270953

Parameter	Units	Spike Conc.	LCS Result	LCS % Rec	% Rec Limits	Qualifiers
1,1-Dichloroethane	ug/L	50	44.7	89	72-131	
1,1-Dichloroethene	ug/L	50	43.6	87	71-128	
1,2-Dichlorobenzene	ug/L	50	47.6	95	75-112	
1,2-Dichloroethane	ug/L	50	38.6	77	74-118	
1,2-Dichloropropane	ug/L	50	56.2	112	75-121	v1
1,3-Dichlorobenzene	ug/L	50	49.9	100	72-119	
1,4-Dichlorobenzene	ug/L	50	49.0	98	74-114	
Benzene	ug/L	50	53.7	107	74-121	
Bromodichloromethane	ug/L	50	50.7	101	76-121	
Bromoform	ug/L	50	54.3	109	60-135	
Carbon tetrachloride	ug/L	50	52.2	104	69-129	
Chlorobenzene	ug/L	50	49.2	98	82-113	
Chloroethane	ug/L	50	41.1	82	59-140	IH
Chloroform	ug/L	50	45.1	90	78-126	
cis-1,2-Dichloroethene	ug/L	50	45.8	92	78-128	
Dibromochloromethane	ug/L	50	53.3	107	70-125	
Dichlorodifluoromethane	ug/L	50	31.3	63	22-145	v3
Ethylbenzene	ug/L	50	50.9	102	79-113	
Isopropylbenzene (Cumene)	ug/L	50	47.6	95	73-117	
m&p-Xylene	ug/L	100	100	100	81-113	
Methylene Chloride	ug/L	50	42.8	86	70-127	
n-Butylbenzene	ug/L	50	46.9	94	71-124	
o-Xylene	ug/L	50	49.0	98	79-112	
tert-Butylbenzene	ug/L	50	47.5	95	69-120	
Tetrachloroethene	ug/L	50	55.8	112	76-123	v1
Toluene	ug/L	50	51.6	103	82-118	
trans-1,2-Dichloroethene	ug/L	50	45.2	90	73-130	
Trichloroethene	ug/L	50	51.1	102	82-123	
Vinyl chloride	ug/L	50	42.1	84	51-144	
Xylene (Total)	ug/L	150	149	99	81-112	
1,2-Dichloroethane-d4 (S)	%			106	80-120	
4-Bromofluorobenzene (S)	%			99	80-120	
Toluene-d8 (S)	%			107	80-120	

MATRIX SPIKE & MATRIX SPIKE DUPLICATE: 2272121 2272122

Parameter	Units	70388050001		MS		MSD		MS		MSD		% Rec	
		Result	Conc.	Spike Conc.	Spike Conc.	Result	Result	% Rec	% Rec	Limits	RPD	Qual	
1,1,1-Trichloroethane	ug/L	<1.0	50	50	52.6	49.3	105	99	69-137	7			
1,1-Dichloroethane	ug/L	<1.0	50	50	46.6	44.5	93	89	74-136	5			
1,1-Dichloroethene	ug/L	<1.0	50	50	46.8	44.5	94	89	74-138	5			
1,2-Dichlorobenzene	ug/L	<1.0	50	50	51.0	47.3	102	95	75-119	8			
1,2-Dichloroethane	ug/L	<1.0	50	50	41.4	40.0	83	80	74-121	4			
1,2-Dichloropropane	ug/L	<1.0	50	50	59.0	56.6	118	113	75-127	4	v1		
1,3-Dichlorobenzene	ug/L	<1.0	50	50	52.0	48.4	104	97	70-123	7			

Results presented on this page are in the units indicated by the "Units" column except where an alternate unit is presented to the right of the result.

**REPORT OF LABORATORY ANALYSIS**

This report shall not be reproduced, except in full, without the written consent of Pace Analytical Services, LLC.



**QUALITY CONTROL DATA**

Project: OLD BETHPAGE LANDFILL 10/27

Pace Project No.: 70387947

Parameter	70388050001		MS		MSD		MS		MSD		% Rec	Limits	RPD	Qual
	Units	Result	Spike Conc.	Spike Conc.	Result	Result	% Rec	% Rec						
1,4-Dichlorobenzene	ug/L	<1.0	50	50	51.3	47.5	103	95	74-120	8				
Benzene	ug/L	<1.0	50	50	55.7	52.9	111	106	70-133	5				
Bromodichloromethane	ug/L	<1.0	50	50	53.6	51.1	107	102	76-129	5				
Bromoform	ug/L	<1.0	50	50	56.2	55.7	112	111	51-140	1				
Carbon tetrachloride	ug/L	<1.0	50	50	55.2	52.1	110	104	59-146	6				
Chlorobenzene	ug/L	<1.0	50	50	51.0	49.3	102	99	77-124	3				
Chloroethane	ug/L	<1.0	50	50	43.0	37.7	86	75	56-158	13	IH			
Chloroform	ug/L	<1.0	50	50	46.7	45.4	93	91	80-133	3				
cis-1,2-Dichloroethene	ug/L	<1.0	50	50	47.3	41.8	95	84	78-135	12				
Dibromochloromethane	ug/L	<1.0	50	50	55.6	55.0	111	110	65-132	1				
Dichlorodifluoromethane	ug/L	<1.0	50	50	33.5	31.3	67	63	13-157	7	v3			
Ethylbenzene	ug/L	<1.0	50	50	52.3	49.4	105	99	71-126	6				
Isopropylbenzene (Cumene)	ug/L	<1.0	50	50	49.9	45.6	100	91	76-126	9				
m&p-Xylene	ug/L	<2.0	100	100	103	96.0	103	96	78-120	7				
Methylene Chloride	ug/L	<1.0	50	50	44.4	43.1	89	86	73-132	3				
n-Butylbenzene	ug/L	<1.0	50	50	48.7	45.4	97	91	70-137	7				
o-Xylene	ug/L	<1.0	50	50	50.6	47.7	101	95	74-121	6				
tert-Butylbenzene	ug/L	<1.0	50	50	50.0	45.8	100	92	72-128	9				
Tetrachloroethene	ug/L	<1.0	50	50	57.3	53.2	115	106	72-131	7	v1			
Toluene	ug/L	<1.0	50	50	54.6	51.5	109	103	72-135	6				
trans-1,2-Dichloroethene	ug/L	<1.0	50	50	47.4	45.6	95	91	77-138	4				
Trichloroethene	ug/L	<1.0	50	50	53.2	49.7	106	99	79-137	7				
Vinyl chloride	ug/L	<1.0	50	50	44.3	41.2	89	82	48-158	7				
Xylene (Total)	ug/L	<3.0	150	150	153	144	102	96	77-120	7				
1,2-Dichloroethane-d4 (S)	%						111	109	80-120					
4-Bromofluorobenzene (S)	%						98	99	80-120					
Toluene-d8 (S)	%						105	106	80-120					

Results presented on this page are in the units indicated by the "Units" column except where an alternate unit is presented to the right of the result.

**REPORT OF LABORATORY ANALYSIS**

This report shall not be reproduced, except in full, without the written consent of Pace Analytical Services, LLC.



**QUALITY CONTROL DATA**

Project: OLD BETHPAGE LANDFILL 10/27

Pace Project No.: 70387947

QC Batch: 426827 Analysis Method: EPA 8260D/5030C  
 QC Batch Method: EPA 8260D/5030C Analysis Description: 8260D MSV  
 Laboratory: Pace Analytical Services - Melville  
 Associated Lab Samples: 70387947009, 70387947011, 70387947013, 70387947014, 70387947015, 70387947017

METHOD BLANK: 2278278 Matrix: Water  
 Associated Lab Samples: 70387947009, 70387947011, 70387947013, 70387947014, 70387947015, 70387947017

Parameter	Units	Blank Result	Reporting Limit	Analyzed	Qualifiers
1,1,1-Trichloroethane	ug/L	<1.0	1.0	11/05/25 13:47	
1,1-Dichloroethane	ug/L	<1.0	1.0	11/05/25 13:47	
1,1-Dichloroethene	ug/L	<1.0	1.0	11/05/25 13:47	
1,2-Dichlorobenzene	ug/L	<1.0	1.0	11/05/25 13:47	
1,2-Dichloroethane	ug/L	<1.0	1.0	11/05/25 13:47	
1,2-Dichloropropane	ug/L	<1.0	1.0	11/05/25 13:47	
1,3-Dichlorobenzene	ug/L	<1.0	1.0	11/05/25 13:47	
1,4-Dichlorobenzene	ug/L	<1.0	1.0	11/05/25 13:47	
Benzene	ug/L	<1.0	1.0	11/05/25 13:47	
Bromodichloromethane	ug/L	<1.0	1.0	11/05/25 13:47	
Bromoform	ug/L	<1.0	1.0	11/05/25 13:47	
Carbon tetrachloride	ug/L	<1.0	1.0	11/05/25 13:47	
Chlorobenzene	ug/L	<1.0	1.0	11/05/25 13:47	
Chloroethane	ug/L	<1.0	1.0	11/05/25 13:47	
Chloroform	ug/L	<1.0	1.0	11/05/25 13:47	
cis-1,2-Dichloroethene	ug/L	<1.0	1.0	11/05/25 13:47	
Dibromochloromethane	ug/L	<1.0	1.0	11/05/25 13:47	
Dichlorodifluoromethane	ug/L	<1.0	1.0	11/05/25 13:47	v3
Ethylbenzene	ug/L	<1.0	1.0	11/05/25 13:47	
Isopropylbenzene (Cumene)	ug/L	<1.0	1.0	11/05/25 13:47	
m&p-Xylene	ug/L	<2.0	2.0	11/05/25 13:47	
Methylene Chloride	ug/L	<1.0	1.0	11/05/25 13:47	
n-Butylbenzene	ug/L	<1.0	1.0	11/05/25 13:47	
o-Xylene	ug/L	<1.0	1.0	11/05/25 13:47	
tert-Butylbenzene	ug/L	<1.0	1.0	11/05/25 13:47	
Tetrachloroethene	ug/L	<1.0	1.0	11/05/25 13:47	
Toluene	ug/L	<1.0	1.0	11/05/25 13:47	
trans-1,2-Dichloroethene	ug/L	<1.0	1.0	11/05/25 13:47	
Trichloroethene	ug/L	<1.0	1.0	11/05/25 13:47	
Vinyl chloride	ug/L	<1.0	1.0	11/05/25 13:47	
Xylene (Total)	ug/L	<3.0	3.0	11/05/25 13:47	
1,2-Dichloroethane-d4 (S)	%	105	80-120	11/05/25 13:47	
4-Bromofluorobenzene (S)	%	99	80-120	11/05/25 13:47	
Toluene-d8 (S)	%	104	80-120	11/05/25 13:47	

LABORATORY CONTROL SAMPLE: 2278279

Parameter	Units	Spike Conc.	LCS Result	LCS % Rec	% Rec Limits	Qualifiers
1,1,1-Trichloroethane	ug/L	50	48.5	97	72-122	

Results presented on this page are in the units indicated by the "Units" column except where an alternate unit is presented to the right of the result.

**REPORT OF LABORATORY ANALYSIS**

This report shall not be reproduced, except in full, without the written consent of Pace Analytical Services, LLC.



**QUALITY CONTROL DATA**

Project: OLD BETHPAGE LANDFILL 10/27

Pace Project No.: 70387947

LABORATORY CONTROL SAMPLE: 2278279

Parameter	Units	Spike Conc.	LCS Result	LCS % Rec	% Rec Limits	Qualifiers
1,1-Dichloroethane	ug/L	50	44.4	89	72-131	
1,1-Dichloroethene	ug/L	50	44.2	88	71-128	
1,2-Dichlorobenzene	ug/L	50	47.7	95	75-112	
1,2-Dichloroethane	ug/L	50	40.8	82	74-118	
1,2-Dichloropropane	ug/L	50	56.2	112	75-121	
1,3-Dichlorobenzene	ug/L	50	48.2	96	72-119	
1,4-Dichlorobenzene	ug/L	50	47.3	95	74-114	
Benzene	ug/L	50	52.6	105	74-121	
Bromodichloromethane	ug/L	50	50.5	101	76-121	
Bromoform	ug/L	50	51.2	102	60-135	
Carbon tetrachloride	ug/L	50	52.6	105	69-129	
Chlorobenzene	ug/L	50	47.7	95	82-113	
Chloroethane	ug/L	50	40.5	81	59-140 IH	
Chloroform	ug/L	50	46.3	93	78-126	
cis-1,2-Dichloroethene	ug/L	50	42.2	84	78-128	
Dibromochloromethane	ug/L	50	52.8	106	70-125	
Dichlorodifluoromethane	ug/L	50	34.9	70	22-145 v3	
Ethylbenzene	ug/L	50	48.1	96	79-113	
Isopropylbenzene (Cumene)	ug/L	50	46.2	92	73-117	
m&p-Xylene	ug/L	100	93.7	94	81-113	
Methylene Chloride	ug/L	50	43.6	87	70-127	
n-Butylbenzene	ug/L	50	45.0	90	71-124	
o-Xylene	ug/L	50	46.6	93	79-112	
tert-Butylbenzene	ug/L	50	46.3	93	69-120	
Tetrachloroethene	ug/L	50	51.2	102	76-123	
Toluene	ug/L	50	50.6	101	82-118	
trans-1,2-Dichloroethene	ug/L	50	44.8	90	73-130	
Trichloroethene	ug/L	50	49.2	98	82-123	
Vinyl chloride	ug/L	50	43.1	86	51-144	
Xylene (Total)	ug/L	150	140	94	81-112	
1,2-Dichloroethane-d4 (S)	%			106	80-120	
4-Bromofluorobenzene (S)	%			99	80-120	
Toluene-d8 (S)	%			103	80-120	

MATRIX SPIKE & MATRIX SPIKE DUPLICATE: 2279015 2279016

Parameter	Units	70387947015		MSD		MSD		MSD		% Rec Limits	RPD	Qual
		Result	Spike Conc.	Spike Conc.	Result	Result	% Rec	% Rec				
1,1,1-Trichloroethane	ug/L	<1.0	50	50	53.4	49.0	107	98	69-137	9		
1,1-Dichloroethane	ug/L	<1.0	50	50	44.5	39.7	89	79	74-136	11		
1,1-Dichloroethene	ug/L	<1.0	50	50	46.9	41.9	94	84	74-138	11		
1,2-Dichlorobenzene	ug/L	<1.0	50	50	51.7	47.9	103	96	75-119	8		
1,2-Dichloroethane	ug/L	<1.0	50	50	40.0	37.1	80	74	74-121	8		
1,2-Dichloropropane	ug/L	<1.0	50	50	57.8	53.1	116	106	75-127	9		
1,3-Dichlorobenzene	ug/L	<1.0	50	50	53.6	49.9	107	100	70-123	7		

Results presented on this page are in the units indicated by the "Units" column except where an alternate unit is presented to the right of the result.

**REPORT OF LABORATORY ANALYSIS**

This report shall not be reproduced, except in full, without the written consent of Pace Analytical Services, LLC.



**QUALITY CONTROL DATA**

Project: OLD BETHPAGE LANDFILL 10/27

Pace Project No.: 70387947

Parameter	70387947015		MS		MSD		MS		MSD		% Rec	Limits	RPD	Qual
	Units	Result	Spike Conc.	Spike Conc.	Result	Result	% Rec	% Rec						
1,4-Dichlorobenzene	ug/L	<1.0	50	50	53.2	48.9	106	98	74-120	8				
Benzene	ug/L	<1.0	50	50	56.3	51.0	113	102	70-133	10				
Bromodichloromethane	ug/L	<1.0	50	50	54.2	49.3	108	99	76-129	10				
Bromoform	ug/L	<1.0	50	50	56.8	53.4	114	107	51-140	6				
Carbon tetrachloride	ug/L	<1.0	50	50	58.9	54.1	118	108	59-146	8				
Chlorobenzene	ug/L	<1.0	50	50	54.3	49.9	109	100	77-124	8				
Chloroethane	ug/L	<1.0	50	50	40.9	33.5	82	67	56-158	20 IH				
Chloroform	ug/L	<1.0	50	50	46.7	42.9	93	86	80-133	9				
cis-1,2-Dichloroethene	ug/L	<1.0	50	50	42.9	44.7	86	89	78-135	4				
Dibromochloromethane	ug/L	<1.0	50	50	58.3	54.4	117	109	65-132	7				
Dichlorodifluoromethane	ug/L	<1.0	50	50	29.3	25.8	59	52	13-157	13 v3				
Ethylbenzene	ug/L	<1.0	50	50	55.2	50.9	110	102	71-126	8				
Isopropylbenzene (Cumene)	ug/L	<1.0	50	50	49.8	47.0	100	94	76-126	6				
m&p-Xylene	ug/L	<2.0	100	100	106	99.0	106	99	78-120	7				
Methylene Chloride	ug/L	<1.0	50	50	43.1	40.1	86	80	73-132	7				
n-Butylbenzene	ug/L	<1.0	50	50	52.8	44.0	106	88	70-137	18				
o-Xylene	ug/L	<1.0	50	50	52.5	48.4	105	97	74-121	8				
tert-Butylbenzene	ug/L	<1.0	50	50	52.8	47.7	106	95	72-128	10				
Tetrachloroethene	ug/L	<1.0	50	50	61.4	57.1	123	114	72-131	7				
Toluene	ug/L	<1.0	50	50	54.8	50.3	110	101	72-135	9				
trans-1,2-Dichloroethene	ug/L	<1.0	50	50	48.3	41.9	97	84	77-138	14				
Trichloroethene	ug/L	<1.0	50	50	55.3	49.8	111	100	79-137	11				
Vinyl chloride	ug/L	<1.0	50	50	40.8	35.7	82	71	48-158	13				
Xylene (Total)	ug/L	<3.0	150	150	159	147	106	98	77-120	7				
1,2-Dichloroethane-d4 (S)	%						103	103	80-120					
4-Bromofluorobenzene (S)	%						101	101	80-120					
Toluene-d8 (S)	%						107	106	80-120					

Results presented on this page are in the units indicated by the "Units" column except where an alternate unit is presented to the right of the result.

**REPORT OF LABORATORY ANALYSIS**

This report shall not be reproduced, except in full, without the written consent of Pace Analytical Services, LLC.



**QUALITY CONTROL DATA**

Project: OLD BETHPAGE LANDFILL 10/27

Pace Project No.: 70387947

QC Batch:	427702	Analysis Method:	EPA 420.4, Rev 1.0
QC Batch Method:	EPA 420.4, Rev 1.0	Analysis Description:	NB 420.4 Phenolics
		Laboratory:	Pace Analytical Services - Newburgh
Associated Lab Samples:	70387947001, 70387947003, 70387947005, 70387947009, 70387947011		

METHOD BLANK: 2284086 Matrix: Water  
 Associated Lab Samples: 70387947001, 70387947003, 70387947005, 70387947009, 70387947011

Parameter	Units	Blank Result	Reporting Limit	Analyzed	Qualifiers
Phenolics, Total Recoverable	mg/L	<0.010	0.010	11/12/25 17:20	

LABORATORY CONTROL SAMPLE: 2284087

Parameter	Units	Spike Conc.	LCS Result	LCS % Rec	% Rec Limits	Qualifiers
Phenolics, Total Recoverable	mg/L	0.042	0.043	102	50.5-150	

MATRIX SPIKE SAMPLE: 2284088

Parameter	Units	70387947001 Result	Spike Conc.	MS Result	MS % Rec	% Rec Limits	Qualifiers
Phenolics, Total Recoverable	mg/L	<0.010	0.03	0.030	99	56-125	

MATRIX SPIKE SAMPLE: 2284090

Parameter	Units	70389415001 Result	Spike Conc.	MS Result	MS % Rec	% Rec Limits	Qualifiers
Phenolics, Total Recoverable	mg/L	ND	0.03	0.030	102	56-125	

SAMPLE DUPLICATE: 2284089

Parameter	Units	70387947001 Result	Dup Result	RPD	Qualifiers
Phenolics, Total Recoverable	mg/L	<0.010	<0.010		

SAMPLE DUPLICATE: 2284091

Parameter	Units	70389415001 Result	Dup Result	RPD	Qualifiers
Phenolics, Total Recoverable	mg/L	ND	<0.010		

Results presented on this page are in the units indicated by the "Units" column except where an alternate unit is presented to the right of the result.

**REPORT OF LABORATORY ANALYSIS**

This report shall not be reproduced, except in full, without the written consent of Pace Analytical Services, LLC.



### QUALITY CONTROL DATA

Project: OLD BETHPAGE LANDFILL 10/27

Pace Project No.: 70387947

QC Batch:	428216	Analysis Method:	EPA 420.4, Rev 1.0
QC Batch Method:	EPA 420.4, Rev 1.0	Analysis Description:	NB 420.4 Phenolics
		Laboratory:	Pace Analytical Services - Newburgh

Associated Lab Samples: 70387947015, 70387947017

METHOD BLANK: 2287533 Matrix: Water

Associated Lab Samples: 70387947015, 70387947017

Parameter	Units	Blank Result	Reporting Limit	Analyzed	Qualifiers
Phenolics, Total Recoverable	mg/L	<0.010	0.010	11/17/25 16:44	

LABORATORY CONTROL SAMPLE: 2287534

Parameter	Units	Spike Conc.	LCS Result	LCS % Rec	% Rec Limits	Qualifiers
Phenolics, Total Recoverable	mg/L	0.042	0.041	96	50.5-150	

MATRIX SPIKE SAMPLE: 2287535

Parameter	Units	70387947017 Result	Spike Conc.	MS Result	MS % Rec	% Rec Limits	Qualifiers
Phenolics, Total Recoverable	mg/L	<0.010	0.03	0.029	97	56-125	

MATRIX SPIKE SAMPLE: 2287537

Parameter	Units	70388305006 Result	Spike Conc.	MS Result	MS % Rec	% Rec Limits	Qualifiers
Phenolics, Total Recoverable	mg/L	0.0083J	0.03	0.040	106	56-125	

SAMPLE DUPLICATE: 2287536

Parameter	Units	70387947017 Result	Dup Result	RPD	Qualifiers
Phenolics, Total Recoverable	mg/L	<0.010	<0.010		

SAMPLE DUPLICATE: 2287538

Parameter	Units	70388305006 Result	Dup Result	RPD	Qualifiers
Phenolics, Total Recoverable	mg/L	0.0083J	0.0093J		

Results presented on this page are in the units indicated by the "Units" column except where an alternate unit is presented to the right of the result.

### REPORT OF LABORATORY ANALYSIS

This report shall not be reproduced, except in full, without the written consent of Pace Analytical Services, LLC.



**QUALITY CONTROL DATA**

Project: OLD BETHPAGE LANDFILL 10/27

Pace Project No.: 70387947

QC Batch: 426344

Analysis Method: SM 2320B-2011

QC Batch Method: SM 2320B-2011

Analysis Description: 2320B Alkalinity, High Level

Laboratory: Pace Analytical Services - Melville

Associated Lab Samples: 70387947001, 70387947003

METHOD BLANK: 2275216

Matrix: Water

Associated Lab Samples: 70387947001, 70387947003

Parameter	Units	Blank Result	Reporting Limit	Analyzed	Qualifiers
Alkalinity, Total(CaCO3) pH4.5	mg/L	ND	2.5	11/03/25 09:14	
Alkalinity,Bicarbonate (CaCO3)	mg/L	ND	2.5	11/03/25 09:14	
Alkalinity,Carbonate (CaCO3)	mg/L	ND	2.5	11/03/25 09:14	

LABORATORY CONTROL SAMPLE: 2275217

Parameter	Units	Spike Conc.	LCS Result	LCS % Rec	% Rec Limits	Qualifiers
Alkalinity, Total(CaCO3) pH4.5	mg/L	125	129	103	80-120	
Alkalinity,Bicarbonate (CaCO3)	mg/L		<5.0			
Alkalinity,Carbonate (CaCO3)	mg/L	125	128	102	80-120	

MATRIX SPIKE SAMPLE: 2275219

Parameter	Units	70388350001 Result	Spike Conc.	MS Result	MS % Rec	% Rec Limits	Qualifiers
Alkalinity, Total(CaCO3) pH4.5	mg/L	6620	625	7200	93	75-125	
Alkalinity,Bicarbonate (CaCO3)	mg/L	6620		7200			
Alkalinity,Carbonate (CaCO3)	mg/L	<5.0	625	<5.0	0	75-125 M1	

SAMPLE DUPLICATE: 2275218

Parameter	Units	70388350001 Result	Dup Result	RPD	Qualifiers
Alkalinity, Total(CaCO3) pH4.5	mg/L	6620	6420	3	
Alkalinity,Bicarbonate (CaCO3)	mg/L	6620	6420	3	
Alkalinity,Carbonate (CaCO3)	mg/L	<5.0	<5.0		

Results presented on this page are in the units indicated by the "Units" column except where an alternate unit is presented to the right of the result.

**REPORT OF LABORATORY ANALYSIS**

This report shall not be reproduced, except in full, without the written consent of Pace Analytical Services, LLC.



**QUALITY CONTROL DATA**

Project: OLD BETHPAGE LANDFILL 10/27

Pace Project No.: 70387947

QC Batch: 426845 Analysis Method: SM 2320B-2011  
 QC Batch Method: SM 2320B-2011 Analysis Description: 2320B Alkalinity, High Level  
 Laboratory: Pace Analytical Services - Melville  
 Associated Lab Samples: 70387947005, 70387947009, 70387947011, 70387947015, 70387947017

METHOD BLANK: 2278401 Matrix: Water  
 Associated Lab Samples: 70387947005, 70387947009, 70387947011, 70387947015, 70387947017

Parameter	Units	Blank Result	Reporting Limit	Analyzed	Qualifiers
Alkalinity, Total(CaCO3) pH4.5	mg/L	ND	2.5	11/05/25 14:52	
Alkalinity,Bicarbonate (CaCO3)	mg/L	ND	2.5	11/05/25 14:52	
Alkalinity,Carbonate (CaCO3)	mg/L	ND	2.5	11/05/25 14:52	

LABORATORY CONTROL SAMPLE: 2278402

Parameter	Units	Spike Conc.	LCS Result	LCS % Rec	% Rec Limits	Qualifiers
Alkalinity, Total(CaCO3) pH4.5	mg/L	125	119	95	80-120	
Alkalinity,Bicarbonate (CaCO3)	mg/L		9.6			
Alkalinity,Carbonate (CaCO3)	mg/L	125	109	87	80-120	

MATRIX SPIKE SAMPLE: 2278404

Parameter	Units	70389072001 Result	Spike Conc.	MS Result	MS % Rec	% Rec Limits	Qualifiers
Alkalinity, Total(CaCO3) pH4.5	mg/L	6200	625	6860	105	75-125	
Alkalinity,Bicarbonate (CaCO3)	mg/L	6200		6860			
Alkalinity,Carbonate (CaCO3)	mg/L	<5.0	625	<5.0	0	75-125 M1	

SAMPLE DUPLICATE: 2278403

Parameter	Units	70389072001 Result	Dup Result	RPD	Qualifiers
Alkalinity, Total(CaCO3) pH4.5	mg/L	6200	6220	0	
Alkalinity,Bicarbonate (CaCO3)	mg/L	6200	6220	0	
Alkalinity,Carbonate (CaCO3)	mg/L	<5.0	<5.0		

Results presented on this page are in the units indicated by the "Units" column except where an alternate unit is presented to the right of the result.

**REPORT OF LABORATORY ANALYSIS**

This report shall not be reproduced, except in full, without the written consent of Pace Analytical Services, LLC.



**QUALITY CONTROL DATA**

Project: OLD BETHPAGE LANDFILL 10/27  
 Pace Project No.: 70387947

QC Batch: 426333 Analysis Method: SM 2540C-2015  
 QC Batch Method: SM 2540C-2015 Analysis Description: 2540C Total Dissolved Solids  
 Laboratory: Pace Analytical Services - Melville  
 Associated Lab Samples: 70387947001, 70387947003, 70387947005, 70387947009

METHOD BLANK: 2275172 Matrix: Water  
 Associated Lab Samples: 70387947001, 70387947003, 70387947005, 70387947009

Parameter	Units	Blank Result	Reporting Limit	Analyzed	Qualifiers
Total Dissolved Solids	mg/L	ND	5.0	11/03/25 11:42	

LABORATORY CONTROL SAMPLE: 2275173

Parameter	Units	Spike Conc.	LCS Result	LCS % Rec	% Rec Limits	Qualifiers
Total Dissolved Solids	mg/L	500	508	102	85-115	

MATRIX SPIKE SAMPLE: 2275175

Parameter	Units	70387947001 Result	Spike Conc.	MS Result	MS % Rec	% Rec Limits	Qualifiers
Total Dissolved Solids	mg/L	872	600	1440	94	75-125	

MATRIX SPIKE SAMPLE: 2275177

Parameter	Units	70387947005 Result	Spike Conc.	MS Result	MS % Rec	% Rec Limits	Qualifiers
Total Dissolved Solids	mg/L	400	600	874	79	75-125	

SAMPLE DUPLICATE: 2275174

Parameter	Units	70387947001 Result	Dup Result	RPD	Qualifiers
Total Dissolved Solids	mg/L	872	814	7	

SAMPLE DUPLICATE: 2275176

Parameter	Units	70387947005 Result	Dup Result	RPD	Qualifiers
Total Dissolved Solids	mg/L	400	422	5	

Results presented on this page are in the units indicated by the "Units" column except where an alternate unit is presented to the right of the result.

**REPORT OF LABORATORY ANALYSIS**

This report shall not be reproduced, except in full,  
 without the written consent of Pace Analytical Services, LLC.



### QUALITY CONTROL DATA

Project: OLD BETHPAGE LANDFILL 10/27

Pace Project No.: 70387947

QC Batch: 426518

Analysis Method: SM 2540C-2015

QC Batch Method: SM 2540C-2015

Analysis Description: 2540C Total Dissolved Solids

Laboratory: Pace Analytical Services - Melville

Associated Lab Samples: 70387947011

METHOD BLANK: 2276181

Matrix: Water

Associated Lab Samples: 70387947011

Parameter	Units	Blank Result	Reporting Limit	Analyzed	Qualifiers
Total Dissolved Solids	mg/L	ND	5.0	11/04/25 10:29	

LABORATORY CONTROL SAMPLE: 2276182

Parameter	Units	Spike Conc.	LCS Result	LCS % Rec	% Rec Limits	Qualifiers
Total Dissolved Solids	mg/L	500	508	102	85-115	

MATRIX SPIKE SAMPLE: 2276184

Parameter	Units	70387947011 Result	Spike Conc.	MS Result	MS % Rec	% Rec Limits	Qualifiers
Total Dissolved Solids	mg/L	1540	1500	3040	100	75-125	

SAMPLE DUPLICATE: 2276183

Parameter	Units	70387947011 Result	Dup Result	RPD	Qualifiers
Total Dissolved Solids	mg/L	1540	1610	4	

Results presented on this page are in the units indicated by the "Units" column except where an alternate unit is presented to the right of the result.

### REPORT OF LABORATORY ANALYSIS

This report shall not be reproduced, except in full, without the written consent of Pace Analytical Services, LLC.



**QUALITY CONTROL DATA**

Project: OLD BETHPAGE LANDFILL 10/27  
 Pace Project No.: 70387947

QC Batch: 426714 Analysis Method: SM 2540C-2015  
 QC Batch Method: SM 2540C-2015 Analysis Description: 2540C Total Dissolved Solids  
 Laboratory: Pace Analytical Services - Melville

Associated Lab Samples: 70387947015, 70387947017

METHOD BLANK: 2277438 Matrix: Water  
 Associated Lab Samples: 70387947015, 70387947017

Parameter	Units	Blank Result	Reporting Limit	Analyzed	Qualifiers
Total Dissolved Solids	mg/L	ND	5.0	11/05/25 10:16	

LABORATORY CONTROL SAMPLE: 2277439

Parameter	Units	Spike Conc.	LCS Result	LCS % Rec	% Rec Limits	Qualifiers
Total Dissolved Solids	mg/L	500	510	102	85-115	

MATRIX SPIKE SAMPLE: 2277441

Parameter	Units	70388464005 Result	Spike Conc.	MS Result	MS % Rec	% Rec Limits	Qualifiers
Total Dissolved Solids	mg/L	73.0	300	379	102	75-125	

MATRIX SPIKE SAMPLE: 2277443

Parameter	Units	70387947017 Result	Spike Conc.	MS Result	MS % Rec	% Rec Limits	Qualifiers
Total Dissolved Solids	mg/L	<25.0	300	303	100	75-125	

SAMPLE DUPLICATE: 2277440

Parameter	Units	70388464005 Result	Dup Result	RPD	Qualifiers
Total Dissolved Solids	mg/L	73.0	78.0	7	

SAMPLE DUPLICATE: 2277442

Parameter	Units	70387947017 Result	Dup Result	RPD	Qualifiers
Total Dissolved Solids	mg/L	<25.0	<25.0		

Results presented on this page are in the units indicated by the "Units" column except where an alternate unit is presented to the right of the result.

**REPORT OF LABORATORY ANALYSIS**

This report shall not be reproduced, except in full,  
 without the written consent of Pace Analytical Services, LLC.



**QUALITY CONTROL DATA**

Project: OLD BETHPAGE LANDFILL 10/27  
 Pace Project No.: 70387947

QC Batch: 425507 Analysis Method: SM 3500-Cr B-2011  
 QC Batch Method: SM 3500-Cr B-2011 Analysis Description: Chromium, Hexavalent by 3500  
 Laboratory: Pace Analytical Services - Melville  
 Associated Lab Samples: 70387947001, 70387947003, 70387947005

METHOD BLANK: 2270282 Matrix: Water  
 Associated Lab Samples: 70387947001, 70387947003, 70387947005

Parameter	Units	Blank Result	Reporting Limit	Analyzed	Qualifiers
Chromium, Hexavalent	mg/L	<0.020	0.020	10/28/25 12:54	

LABORATORY CONTROL SAMPLE: 2270283

Parameter	Units	Spike Conc.	LCS Result	LCS % Rec	% Rec Limits	Qualifiers
Chromium, Hexavalent	mg/L	0.2	0.20	100	85-115	

MATRIX SPIKE SAMPLE: 2270284

Parameter	Units	70387947005 Result	Spike Conc.	MS Result	MS % Rec	% Rec Limits	Qualifiers
Chromium, Hexavalent	mg/L	<0.10	1	0.88	88	75-125	

SAMPLE DUPLICATE: 2270285

Parameter	Units	70387947005 Result	Dup Result	RPD	Qualifiers
Chromium, Hexavalent	mg/L	<0.10	<0.10		

Results presented on this page are in the units indicated by the "Units" column except where an alternate unit is presented to the right of the result.

**REPORT OF LABORATORY ANALYSIS**

This report shall not be reproduced, except in full,  
 without the written consent of Pace Analytical Services, LLC.



**QUALITY CONTROL DATA**

Project: OLD BETHPAGE LANDFILL 10/27

Pace Project No.: 70387947

QC Batch: 425725	Analysis Method: SM 3500-Cr B-2011
QC Batch Method: SM 3500-Cr B-2011	Analysis Description: Chromium, Hexavalent by 3500
	Laboratory: Pace Analytical Services - Melville

Associated Lab Samples: 70387947009

METHOD BLANK: 2271635 Matrix: Water

Associated Lab Samples: 70387947009

Parameter	Units	Blank Result	Reporting Limit	Analyzed	Qualifiers
Chromium, Hexavalent	mg/L	<0.020	0.020	10/29/25 12:25	

LABORATORY CONTROL SAMPLE: 2271636

Parameter	Units	Spike Conc.	LCS Result	LCS % Rec	% Rec Limits	Qualifiers
Chromium, Hexavalent	mg/L	0.2	0.20	101	85-115	

MATRIX SPIKE SAMPLE: 2271637

Parameter	Units	70387947009 Result	Spike Conc.	MS Result	MS % Rec	% Rec Limits	Qualifiers
Chromium, Hexavalent	mg/L	<0.020	0.2	0.16	82	75-125	

SAMPLE DUPLICATE: 2271638

Parameter	Units	70387947009 Result	Dup Result	RPD	Qualifiers
Chromium, Hexavalent	mg/L	<0.020	<0.020		

Results presented on this page are in the units indicated by the "Units" column except where an alternate unit is presented to the right of the result.

**REPORT OF LABORATORY ANALYSIS**

This report shall not be reproduced, except in full, without the written consent of Pace Analytical Services, LLC.



**QUALITY CONTROL DATA**

Project: OLD BETHPAGE LANDFILL 10/27

Pace Project No.: 70387947

QC Batch: 426142 Analysis Method: SM 3500-Cr B-2011  
 QC Batch Method: SM 3500-Cr B-2011 Analysis Description: Chromium, Hexavalent by 3500  
 Laboratory: Pace Analytical Services - Melville  
 Associated Lab Samples: 70387947011, 70387947015, 70387947017

METHOD BLANK: 2274145 Matrix: Water  
 Associated Lab Samples: 70387947011, 70387947015, 70387947017

Parameter	Units	Blank Result	Reporting Limit	Analyzed	Qualifiers
Chromium, Hexavalent	mg/L	<0.020	0.020	10/31/25 10:58	

LABORATORY CONTROL SAMPLE: 2274146

Parameter	Units	Spike Conc.	LCS Result	LCS % Rec	% Rec Limits	Qualifiers
Chromium, Hexavalent	mg/L	0.2	0.20	100	85-115	

MATRIX SPIKE SAMPLE: 2274154

Parameter	Units	70387947015 Result	Spike Conc.	MS Result	MS % Rec	% Rec Limits	Qualifiers
Chromium, Hexavalent	mg/L	<0.020	0.2	0.18	91	75-125	H1

SAMPLE DUPLICATE: 2274155

Parameter	Units	70387947015 Result	Dup Result	RPD	Qualifiers
Chromium, Hexavalent	mg/L	<0.020	<0.020		H1

Results presented on this page are in the units indicated by the "Units" column except where an alternate unit is presented to the right of the result.

**REPORT OF LABORATORY ANALYSIS**

This report shall not be reproduced, except in full, without the written consent of Pace Analytical Services, LLC.



**QUALITY CONTROL DATA**

Project: OLD BETHPAGE LANDFILL 10/27

Pace Project No.: 70387947

QC Batch:	427528	Analysis Method:	EPA 300.0
QC Batch Method:	EPA 300.0	Analysis Description:	300.0 IC Anions
		Laboratory:	Pace Analytical Services - Melville

Associated Lab Samples: 70387947001, 70387947003, 70387947005

METHOD BLANK: 2282959 Matrix: Water

Associated Lab Samples: 70387947001, 70387947003, 70387947005

Parameter	Units	Blank Result	Reporting Limit	Analyzed	Qualifiers
Chloride	mg/L	<2.0	2.0	11/10/25 20:59	
Sulfate	mg/L	<5.0	5.0	11/10/25 20:59	

LABORATORY CONTROL SAMPLE: 2282960

Parameter	Units	Spike Conc.	LCS Result	LCS % Rec	% Rec Limits	Qualifiers
Chloride	mg/L	10	10.4	104	90-110	
Sulfate	mg/L	10	10.4	104	90-110	

MATRIX SPIKE SAMPLE: 2282961

Parameter	Units	70387146013 Result	Spike Conc.	MS Result	MS % Rec	% Rec Limits	Qualifiers
Chloride	mg/L	21.1	10	31.3	102	90-110	
Sulfate	mg/L	7.7	10	17.9	101	90-110	

MATRIX SPIKE SAMPLE: 2282963

Parameter	Units	70388035003 Result	Spike Conc.	MS Result	MS % Rec	% Rec Limits	Qualifiers
Chloride	mg/L	29.5	10	40.3	108	90-110	
Sulfate	mg/L	20.8	10	31.2	104	90-110	

SAMPLE DUPLICATE: 2282962

Parameter	Units	70387146013 Result	Dup Result	RPD	Qualifiers
Chloride	mg/L	21.1	21.1	0	
Sulfate	mg/L	7.7	7.5	3	

SAMPLE DUPLICATE: 2282964

Parameter	Units	70388035003 Result	Dup Result	RPD	Qualifiers
Chloride	mg/L	29.5	29.5	0	
Sulfate	mg/L	20.8	20.6	1	

Results presented on this page are in the units indicated by the "Units" column except where an alternate unit is presented to the right of the result.

**REPORT OF LABORATORY ANALYSIS**

This report shall not be reproduced, except in full,  
without the written consent of Pace Analytical Services, LLC.



**QUALITY CONTROL DATA**

Project: OLD BETHPAGE LANDFILL 10/27

Pace Project No.: 70387947

QC Batch: 427529

Analysis Method: EPA 300.0

QC Batch Method: EPA 300.0

Analysis Description: 300.0 IC Anions

Laboratory: Pace Analytical Services - Melville

Associated Lab Samples: 70387947009, 70387947011

METHOD BLANK: 2282975

Matrix: Water

Associated Lab Samples: 70387947009, 70387947011

Parameter	Units	Blank Result	Reporting Limit	Analyzed	Qualifiers
Chloride	mg/L	<2.0	2.0	11/11/25 06:53	
Sulfate	mg/L	<5.0	5.0	11/11/25 06:53	

LABORATORY CONTROL SAMPLE: 2282976

Parameter	Units	Spike Conc.	LCS Result	LCS % Rec	% Rec Limits	Qualifiers
Chloride	mg/L	10	10.4	104	90-110	
Sulfate	mg/L	10	10.5	105	90-110	

MATRIX SPIKE SAMPLE: 2282977

Parameter	Units	70387835001 Result	Spike Conc.	MS Result	MS % Rec	% Rec Limits	Qualifiers
Chloride	mg/L	4.0	10	13.9	99	90-110	
Sulfate	mg/L	<5.0	10	14.1	96	90-110	

MATRIX SPIKE SAMPLE: 2282979

Parameter	Units	70388170003 Result	Spike Conc.	MS Result	MS % Rec	% Rec Limits	Qualifiers
Chloride	mg/L	12.7	10	22.6	99	90-110	
Sulfate	mg/L	<5.0	10	13.4	101	90-110	

SAMPLE DUPLICATE: 2282978

Parameter	Units	70387835001 Result	Dup Result	RPD	Qualifiers
Chloride	mg/L	4.0	4.0	1	
Sulfate	mg/L	<5.0	4.2J		

SAMPLE DUPLICATE: 2282980

Parameter	Units	70388170003 Result	Dup Result	RPD	Qualifiers
Chloride	mg/L	12.7	12.5	1	
Sulfate	mg/L	<5.0	3.3J		

Results presented on this page are in the units indicated by the "Units" column except where an alternate unit is presented to the right of the result.

**REPORT OF LABORATORY ANALYSIS**

This report shall not be reproduced, except in full, without the written consent of Pace Analytical Services, LLC.



**QUALITY CONTROL DATA**

Project: OLD BETHPAGE LANDFILL 10/27

Pace Project No.: 70387947

QC Batch:	427970	Analysis Method:	EPA 300.0
QC Batch Method:	EPA 300.0	Analysis Description:	300.0 IC Anions
		Laboratory:	Pace Analytical Services - Melville

Associated Lab Samples: 70387947015, 70387947017

METHOD BLANK: 2285922 Matrix: Water

Associated Lab Samples: 70387947015, 70387947017

Parameter	Units	Blank Result	Reporting Limit	Analyzed	Qualifiers
Chloride	mg/L	<2.0	2.0	11/13/25 06:01	
Sulfate	mg/L	<5.0	5.0	11/13/25 06:01	

LABORATORY CONTROL SAMPLE: 2285923

Parameter	Units	Spike Conc.	LCS Result	LCS % Rec	% Rec Limits	Qualifiers
Chloride	mg/L	10	10.4	104	90-110	
Sulfate	mg/L	10	10.7	107	90-110	

MATRIX SPIKE SAMPLE: 2285941

Parameter	Units	70388497002 Result	Spike Conc.	MS Result	MS % Rec	% Rec Limits	Qualifiers
Chloride	mg/L	12.1	10	21.9	98	90-110	
Sulfate	mg/L	<5.0	10	13.5	99	90-110	

MATRIX SPIKE SAMPLE: 2285943

Parameter	Units	70389297003 Result	Spike Conc.	MS Result	MS % Rec	% Rec Limits	Qualifiers
Chloride	mg/L	16.3	10	26.1	98	90-110	
Sulfate	mg/L	23.2	10	32.4	92	90-110	

SAMPLE DUPLICATE: 2285942

Parameter	Units	70388497002 Result	Dup Result	RPD	Qualifiers
Chloride	mg/L	12.1	12.0	0	
Sulfate	mg/L	<5.0	3.3J		

SAMPLE DUPLICATE: 2285944

Parameter	Units	70389297003 Result	Dup Result	RPD	Qualifiers
Chloride	mg/L	16.3	16.2	0	
Sulfate	mg/L	23.2	22.6	2	

Results presented on this page are in the units indicated by the "Units" column except where an alternate unit is presented to the right of the result.

**REPORT OF LABORATORY ANALYSIS**

This report shall not be reproduced, except in full, without the written consent of Pace Analytical Services, LLC.



**QUALITY CONTROL DATA**

Project: OLD BETHPAGE LANDFILL 10/27

Pace Project No.: 70387947

QC Batch:	427151	Analysis Method:	EPA 351.2
QC Batch Method:	EPA 351.2	Analysis Description:	351.2 TKN
		Laboratory:	Pace Analytical Services - Melville
Associated Lab Samples:	70387947001, 70387947003, 70387947005, 70387947009, 70387947011, 70387947015, 70387947017		

METHOD BLANK: 2280627 Matrix: Water  
 Associated Lab Samples: 70387947001, 70387947003, 70387947005, 70387947009, 70387947011, 70387947015, 70387947017

Parameter	Units	Blank Result	Reporting Limit	Analyzed	Qualifiers
Nitrogen, Kjeldahl, Total	mg/L	ND	0.094	11/07/25 12:23	

LABORATORY CONTROL SAMPLE: 2280628

Parameter	Units	Spike Conc.	LCS Result	LCS % Rec	% Rec Limits	Qualifiers
Nitrogen, Kjeldahl, Total	mg/L	4	4.3	106	90-110	

MATRIX SPIKE SAMPLE: 2280629

Parameter	Units	70387947001 Result	Spike Conc.	MS Result	MS % Rec	% Rec Limits	Qualifiers
Nitrogen, Kjeldahl, Total	mg/L	0.24	4	4.1	96	90-110	

MATRIX SPIKE SAMPLE: 2280631

Parameter	Units	70389102001 Result	Spike Conc.	MS Result	MS % Rec	% Rec Limits	Qualifiers
Nitrogen, Kjeldahl, Total	mg/L	0.98	4	5.0	100	90-110	

SAMPLE DUPLICATE: 2280630

Parameter	Units	70387947001 Result	Dup Result	RPD	Qualifiers
Nitrogen, Kjeldahl, Total	mg/L	0.24	0.22	10	

SAMPLE DUPLICATE: 2280632

Parameter	Units	70389102001 Result	Dup Result	RPD	Qualifiers
Nitrogen, Kjeldahl, Total	mg/L	0.98	0.87	12	

Results presented on this page are in the units indicated by the "Units" column except where an alternate unit is presented to the right of the result.

**REPORT OF LABORATORY ANALYSIS**

This report shall not be reproduced, except in full, without the written consent of Pace Analytical Services, LLC.



**QUALITY CONTROL DATA**

Project: OLD BETHPAGE LANDFILL 10/27

Pace Project No.: 70387947

QC Batch:	425620	Analysis Method:	EPA 353.2
QC Batch Method:	EPA 353.2	Analysis Description:	353.2 Nitrite, Unpres.
		Laboratory:	Pace Analytical Services - Melville

Associated Lab Samples: 70387947001, 70387947003, 70387947005

METHOD BLANK: 2271059 Matrix: Water  
 Associated Lab Samples: 70387947001, 70387947003, 70387947005

Parameter	Units	Blank Result	Reporting Limit	Analyzed	Qualifiers
Nitrite as N	mg/L	ND	0.027	10/29/25 00:35	

LABORATORY CONTROL SAMPLE: 2271060

Parameter	Units	Spike Conc.	LCS Result	LCS % Rec	% Rec Limits	Qualifiers
Nitrite as N	mg/L	1	1.0	103	90-110	

MATRIX SPIKE SAMPLE: 2271061

Parameter	Units	70387947001 Result	Spike Conc.	MS Result	MS % Rec	% Rec Limits	Qualifiers
Nitrite as N	mg/L	<0.050	0.5	0.45	90	90-110	

MATRIX SPIKE SAMPLE: 2271063

Parameter	Units	70388007001 Result	Spike Conc.	MS Result	MS % Rec	% Rec Limits	Qualifiers
Nitrite as N	mg/L	0.027J	0.5	0.48	90	90-110	

SAMPLE DUPLICATE: 2271062

Parameter	Units	70387947001 Result	Dup Result	RPD	Qualifiers
Nitrite as N	mg/L	<0.050	<0.050		

SAMPLE DUPLICATE: 2271064

Parameter	Units	70388007001 Result	Dup Result	RPD	Qualifiers
Nitrite as N	mg/L	0.027J	0.029J		

Results presented on this page are in the units indicated by the "Units" column except where an alternate unit is presented to the right of the result.

**REPORT OF LABORATORY ANALYSIS**

This report shall not be reproduced, except in full, without the written consent of Pace Analytical Services, LLC.



**QUALITY CONTROL DATA**

Project: OLD BETHPAGE LANDFILL 10/27

Pace Project No.: 70387947

QC Batch: 425823

Analysis Method: EPA 353.2

QC Batch Method: EPA 353.2

Analysis Description: 353.2 Nitrite, Unpres.

Laboratory: Pace Analytical Services - Melville

Associated Lab Samples: 70387947009, 70387947011

METHOD BLANK: 2272517

Matrix: Water

Associated Lab Samples: 70387947009, 70387947011

Parameter	Units	Blank Result	Reporting Limit	Analyzed	Qualifiers
Nitrite as N	mg/L	ND	0.027	10/29/25 23:51	

LABORATORY CONTROL SAMPLE: 2272518

Parameter	Units	Spike Conc.	LCS Result	LCS % Rec	% Rec Limits	Qualifiers
Nitrite as N	mg/L	1	1.1	108	90-110	

MATRIX SPIKE SAMPLE: 2272519

Parameter	Units	70388224001 Result	Spike Conc.	MS Result	MS % Rec	% Rec Limits	Qualifiers
Nitrite as N	mg/L	<0.050	0.5	0.48	92	90-110	

MATRIX SPIKE SAMPLE: 2272521

Parameter	Units	70388253001 Result	Spike Conc.	MS Result	MS % Rec	% Rec Limits	Qualifiers
Nitrite as N	mg/L	<0.050	0.5	0.46	89	90-110	M1

SAMPLE DUPLICATE: 2272520

Parameter	Units	70388224001 Result	Dup Result	RPD	Qualifiers
Nitrite as N	mg/L	<0.050	<0.050		

SAMPLE DUPLICATE: 2272522

Parameter	Units	70388253001 Result	Dup Result	RPD	Qualifiers
Nitrite as N	mg/L	<0.050	<0.050		

Results presented on this page are in the units indicated by the "Units" column except where an alternate unit is presented to the right of the result.

**REPORT OF LABORATORY ANALYSIS**

This report shall not be reproduced, except in full, without the written consent of Pace Analytical Services, LLC.



**QUALITY CONTROL DATA**

Project: OLD BETHPAGE LANDFILL 10/27

Pace Project No.: 70387947

QC Batch: 426052

Analysis Method: EPA 353.2

QC Batch Method: EPA 353.2

Analysis Description: 353.2 Nitrite, Unpres.

Laboratory: Pace Analytical Services - Melville

Associated Lab Samples: 70387947015, 70387947017

METHOD BLANK: 2273798

Matrix: Water

Associated Lab Samples: 70387947015, 70387947017

Parameter	Units	Blank Result	Reporting Limit	Analyzed	Qualifiers
Nitrite as N	mg/L	ND	0.027	10/31/25 00:38	

LABORATORY CONTROL SAMPLE: 2273799

Parameter	Units	Spike Conc.	LCS Result	LCS % Rec	% Rec Limits	Qualifiers
Nitrite as N	mg/L	1	1.1	108	90-110	

MATRIX SPIKE SAMPLE: 2273800

Parameter	Units	70388435002 Result	Spike Conc.	MS Result	MS % Rec	% Rec Limits	Qualifiers
Nitrite as N	mg/L	0.29	0.5	0.74	91	90-110	

MATRIX SPIKE SAMPLE: 2273814

Parameter	Units	70388525004 Result	Spike Conc.	MS Result	MS % Rec	% Rec Limits	Qualifiers
Nitrite as N	mg/L	<0.050	0.5	0.38	73	90-110	M1

SAMPLE DUPLICATE: 2273801

Parameter	Units	70388435002 Result	Dup Result	RPD	Qualifiers
Nitrite as N	mg/L	0.29	0.29	1	

SAMPLE DUPLICATE: 2273815

Parameter	Units	70388525004 Result	Dup Result	RPD	Qualifiers
Nitrite as N	mg/L	<0.050	<0.050		

Results presented on this page are in the units indicated by the "Units" column except where an alternate unit is presented to the right of the result.

**REPORT OF LABORATORY ANALYSIS**

This report shall not be reproduced, except in full, without the written consent of Pace Analytical Services, LLC.



**QUALITY CONTROL DATA**

Project: OLD BETHPAGE LANDFILL 10/27

Pace Project No.: 70387947

QC Batch:	427746	Analysis Method:	EPA 353.2
QC Batch Method:	EPA 353.2	Analysis Description:	353.2 Nitrate + Nitrite, preserved
		Laboratory:	Pace Analytical Services - Melville

Associated Lab Samples: 70387947001, 70387947003, 70387947005, 70387947009, 70387947011, 70387947015, 70387947017

METHOD BLANK:	2284677	Matrix:	Water
---------------	---------	---------	-------

Associated Lab Samples: 70387947001, 70387947003, 70387947005, 70387947009, 70387947011, 70387947015, 70387947017

Parameter	Units	Blank Result	Reporting Limit	Analyzed	Qualifiers
Nitrate-Nitrite (as N)	mg/L	ND	0.037	11/12/25 09:57	

LABORATORY CONTROL SAMPLE: 2284678						
Parameter	Units	Spike Conc.	LCS Result	LCS % Rec	% Rec Limits	Qualifiers
Nitrate-Nitrite (as N)	mg/L	1	1.1	110	90-110	

MATRIX SPIKE SAMPLE: 2284679							
Parameter	Units	70390267001 Result	Spike Conc.	MS Result	MS % Rec	% Rec Limits	Qualifiers
Nitrate-Nitrite (as N)	mg/L	2.1	0.5	2.6	110	90-110	

MATRIX SPIKE SAMPLE: 2284681							
Parameter	Units	70390005001 Result	Spike Conc.	MS Result	MS % Rec	% Rec Limits	Qualifiers
Nitrate-Nitrite (as N)	mg/L	<0.050	0.5	0.53	106	90-110	

SAMPLE DUPLICATE: 2284680					
Parameter	Units	70390267001 Result	Dup Result	RPD	Qualifiers
Nitrate-Nitrite (as N)	mg/L	2.1	2.1	1	

SAMPLE DUPLICATE: 2284682					
Parameter	Units	70390005001 Result	Dup Result	RPD	Qualifiers
Nitrate-Nitrite (as N)	mg/L	<0.050	<0.050		

Results presented on this page are in the units indicated by the "Units" column except where an alternate unit is presented to the right of the result.

**REPORT OF LABORATORY ANALYSIS**

This report shall not be reproduced, except in full, without the written consent of Pace Analytical Services, LLC.



**QUALITY CONTROL DATA**

Project: OLD BETHPAGE LANDFILL 10/27

Pace Project No.: 70387947

QC Batch: 425731 Analysis Method: SM 4500-CN-E-2016  
 QC Batch Method: SM 4500-CN-C-2016 Analysis Description: 4500 CNE Cyanide, Total  
 Laboratory: Pace Analytical Services - Melville  
 Associated Lab Samples: 70387947001, 70387947003, 70387947005

METHOD BLANK: 2271733 Matrix: Water  
 Associated Lab Samples: 70387947001, 70387947003, 70387947005

Parameter	Units	Blank Result	Reporting Limit	Analyzed	Qualifiers
Cyanide	ug/L	ND	5.0	10/29/25 16:29	

LABORATORY CONTROL SAMPLE: 2271734

Parameter	Units	Spike Conc.	LCS Result	LCS % Rec	% Rec Limits	Qualifiers
Cyanide	ug/L	75	81.1	108	85-115	

MATRIX SPIKE SAMPLE: 2271735

Parameter	Units	70387947001 Result	Spike Conc.	MS Result	MS % Rec	% Rec Limits	Qualifiers
Cyanide	ug/L	14.3	100	115	100	75-125	

SAMPLE DUPLICATE: 2271736

Parameter	Units	70387947001 Result	Dup Result	RPD	Qualifiers
Cyanide	ug/L	14.3	14.2	1	

Results presented on this page are in the units indicated by the "Units" column except where an alternate unit is presented to the right of the result.

**REPORT OF LABORATORY ANALYSIS**

This report shall not be reproduced, except in full, without the written consent of Pace Analytical Services, LLC.



**QUALITY CONTROL DATA**

Project: OLD BETHPAGE LANDFILL 10/27

Pace Project No.: 70387947

QC Batch: 426145 Analysis Method: SM 4500-CN-E-2016  
 QC Batch Method: SM 4500-CN-C-2016 Analysis Description: 4500 CNE Cyanide, Total  
 Laboratory: Pace Analytical Services - Melville  
 Associated Lab Samples: 70387947009, 70387947011, 70387947015, 70387947017

METHOD BLANK: 2274169 Matrix: Water  
 Associated Lab Samples: 70387947009, 70387947011, 70387947015, 70387947017

Parameter	Units	Blank Result	Reporting Limit	Analyzed	Qualifiers
Cyanide	ug/L	ND	5.0	10/31/25 16:00	

LABORATORY CONTROL SAMPLE: 2274170

Parameter	Units	Spike Conc.	LCS Result	LCS % Rec	% Rec Limits	Qualifiers
Cyanide	ug/L	75	75.5	101	85-115	

MATRIX SPIKE SAMPLE: 2274171

Parameter	Units	70387833001 Result	Spike Conc.	MS Result	MS % Rec	% Rec Limits	Qualifiers
Cyanide	ug/L	<10.0	100	96.4	96	75-125	

SAMPLE DUPLICATE: 2274172

Parameter	Units	70387833001 Result	Dup Result	RPD	Qualifiers
Cyanide	ug/L	<10.0	<10.0		

Results presented on this page are in the units indicated by the "Units" column except where an alternate unit is presented to the right of the result.

**REPORT OF LABORATORY ANALYSIS**

This report shall not be reproduced, except in full, without the written consent of Pace Analytical Services, LLC.



**QUALITY CONTROL DATA**

Project: OLD BETHPAGE LANDFILL 10/27

Pace Project No.: 70387947

QC Batch:	427401	Analysis Method:	SM 4500 NH3 H-2011
QC Batch Method:	SM 4500 NH3 H-2011	Analysis Description:	4500 Ammonia
		Laboratory:	Pace Analytical Services - Melville
Associated Lab Samples:	70387947001, 70387947003, 70387947005, 70387947009, 70387947011, 70387947015, 70387947017		

METHOD BLANK:	2282311	Matrix:	Water
Associated Lab Samples:	70387947001, 70387947003, 70387947005, 70387947009, 70387947011, 70387947015, 70387947017		

Parameter	Units	Blank Result	Reporting Limit	Analyzed	Qualifiers
Nitrogen, Ammonia	mg/L	ND	0.050	11/09/25 11:28	

LABORATORY CONTROL SAMPLE: 2282312						
Parameter	Units	Spike Conc.	LCS Result	LCS % Rec	% Rec Limits	Qualifiers
Nitrogen, Ammonia	mg/L	1	0.98	98	90-110	

MATRIX SPIKE SAMPLE: 2282313							
Parameter	Units	70388631001 Result	Spike Conc.	MS Result	MS % Rec	% Rec Limits	Qualifiers
Nitrogen, Ammonia	mg/L	22.0	10	31.1	92	75-125	

SAMPLE DUPLICATE: 2282314					
Parameter	Units	70388631001 Result	Dup Result	RPD	Qualifiers
Nitrogen, Ammonia	mg/L	22.0	22.2	1	

Results presented on this page are in the units indicated by the "Units" column except where an alternate unit is presented to the right of the result.

**REPORT OF LABORATORY ANALYSIS**

This report shall not be reproduced, except in full, without the written consent of Pace Analytical Services, LLC.



### QUALIFIERS

Project: OLD BETHPAGE LANDFILL 10/27

Pace Project No.: 70387947

#### DEFINITIONS

DF - Dilution Factor, if reported, represents the factor applied to the reported data due to dilution of the sample aliquot.

ND - Not Detected at or above adjusted reporting limit.

TNTC - Too Numerous To Count

J - Estimated concentration above the adjusted method detection limit and below the adjusted reporting limit.

MDL - Adjusted Method Detection Limit.

PQL - Practical Quantitation Limit.

RL - Reporting Limit - The lowest concentration value that meets project requirements for quantitative data with known precision and bias for a specific analyte in a specific matrix.

S - Surrogate

1,2-Diphenylhydrazine decomposes to and cannot be separated from Azobenzene using Method 8270. The result for each analyte is a combined concentration.

Consistent with EPA guidelines, unrounded data are displayed and have been used to calculate % recovery and RPD values.

LCS(D) - Laboratory Control Sample (Duplicate)

MS(D) - Matrix Spike (Duplicate)

DUP - Sample Duplicate

RPD - Relative Percent Difference

NC - Not Calculable.

SG - Silica Gel - Clean-Up

U - Indicates the compound was analyzed for, but not detected.

N-Nitrosodiphenylamine decomposes and cannot be separated from Diphenylamine using Method 8270. The result reported for each analyte is a combined concentration.

Reported results are not rounded until the final step prior to reporting. Therefore, calculated parameters that are typically reported as "Total" may vary slightly from the sum of the reported component parameters.

Pace Analytical is TNI accredited. Contact your Pace PM for the current list of accredited analytes.

TNI - The NELAC Institute.

#### BATCH QUALIFIERS

Batch: 427238

[1] The post digestion spike for sample 70388462001 (PDS 2281029) exceeded acceptance criteria for Sodium.

[2] The post digestion spike for sample 70388463001 (PDS 2281031) exceeded acceptance criteria for Sodium.

Batch: 427455

[1] The post digestion spike for sample 70387947017 (PDS 2282451) exceeded acceptance criteria for Molybdenum and Selenium.

[2] The post digestion spike for sample 70388504001 (PDS 2282453) exceeded acceptance criteria for Calcium, Molybdenum, Potassium, Sodium, and Selenium.

[3] The serial dilution for sample 70388504001 (SD 2282454) exceeded acceptance criteria for Calcium and Magnesium.

#### ANALYTE QUALIFIERS

B Analyte was detected in the associated method blank.

D6 The precision between the sample and sample duplicate exceeded laboratory control limits.

H1 Analysis conducted outside the EPA method holding time.

IH This analyte exceeded secondary source verification criteria high for the initial calibration. The reported results should be considered an estimated value.

M1 Matrix spike recovery exceeded QC limits. Batch accepted based on laboratory control sample (LCS) recovery.

v1 The continuing calibration verification was above the method acceptance limit. Any detection for the analyte in the associated samples may have a high bias.

### REPORT OF LABORATORY ANALYSIS

This report shall not be reproduced, except in full,  
without the written consent of Pace Analytical Services, LLC.



## QUALIFIERS

Project: OLD BETHPAGE LANDFILL 10/27

Pace Project No.: 70387947

---

### ANALYTE QUALIFIERS

v3 The continuing calibration verification was below the method acceptance limit. Any detection for the analyte in the associated samples may have a low bias.

## REPORT OF LABORATORY ANALYSIS

This report shall not be reproduced, except in full,  
without the written consent of Pace Analytical Services, LLC.

**QUALITY CONTROL DATA CROSS REFERENCE TABLE**

Project: OLD BETHPAGE LANDFILL 10/27

Pace Project No.: 70387947

Lab ID	Sample ID	QC Batch Method	QC Batch	Analytical Method	Analytical Batch
70387947001	MW-06F	EPA 200.7	427178	EPA 200.7	427238
70387947003	MW-06C	EPA 200.7	427178	EPA 200.7	427238
70387947005	MW-06B	EPA 200.7	427178	EPA 200.7	427238
70387947009	MW-06E	EPA 200.7	427313	EPA 200.7	427455
70387947011	LF-2	EPA 200.7	427313	EPA 200.7	427455
70387947015	LF-1_10/29/25	EPA 200.7	427313	EPA 200.7	427455
70387947017	FIELD BLANK_10/29/25	EPA 200.7	427313	EPA 200.7	427455
70387947002	MW-06F-DISSOLVED	EPA 200.7	426356		
70387947004	MW-06C-DISSOLVED	EPA 200.7	428080		
70387947006	MW-06B-DISSOLVED	EPA 200.7	428080		
70387947010	MW-06E DISSOLVED	EPA 200.7	428080		
70387947012	LF-2 DISSOLVED	EPA 200.7	428080		
70387947016	LF-1_10/29/25 DISS	EPA 200.7	428080		
70387947018	FIELD BLANK_10/29/25 DISS	EPA 200.7	428080		
70387947001	MW-06F	SM 2340B-2011	428213		
70387947003	MW-06C	SM 2340B-2011	428213		
70387947005	MW-06B	SM 2340B-2011	428213		
70387947009	MW-06E	SM 2340B-2011	428213		
70387947011	LF-2	SM 2340B-2011	428213		
70387947015	LF-1_10/29/25	SM 2340B-2011	428213		
70387947017	FIELD BLANK_10/29/25	SM 2340B-2011	428213		
70387947001	MW-06F	EPA 245.1	426340	EPA 245.1	426402
70387947003	MW-06C	EPA 245.1	426340	EPA 245.1	426402
70387947005	MW-06B	EPA 245.1	427487	EPA 245.1	427691
70387947009	MW-06E	EPA 245.1	427487	EPA 245.1	427691
70387947011	LF-2	EPA 245.1	427487	EPA 245.1	427691
70387947015	LF-1_10/29/25	EPA 245.1	427487	EPA 245.1	427691
70387947017	FIELD BLANK_10/29/25	EPA 245.1	427487	EPA 245.1	427691
70387947002	MW-06F-DISSOLVED	EPA 245.1	426638	EPA 245.1	426783
70387947004	MW-06C-DISSOLVED	EPA 245.1	426638	EPA 245.1	426783
70387947006	MW-06B-DISSOLVED	EPA 245.1	426638	EPA 245.1	426783
70387947010	MW-06E DISSOLVED	EPA 245.1	426638	EPA 245.1	426783
70387947012	LF-2 DISSOLVED	EPA 245.1	426638	EPA 245.1	426783
70387947016	LF-1_10/29/25 DISS	EPA 245.1	426638	EPA 245.1	426783
70387947018	FIELD BLANK_10/29/25 DISS	EPA 245.1	426638	EPA 245.1	426783
70387947001	MW-06F	EPA 8260D/5030C	425583		
70387947003	MW-06C	EPA 8260D/5030C	425583		
70387947005	MW-06B	EPA 8260D/5030C	425583		
70387947007	TRIP BLANK-10/27/25	EPA 8260D/5030C	425583		
70387947009	MW-06E	EPA 8260D/5030C	426827		
70387947011	LF-2	EPA 8260D/5030C	426827		
70387947013	TRIP BLANK-10/28/25	EPA 8260D/5030C	426827		
70387947014	TRIP BLANK_10/29/25	EPA 8260D/5030C	426827		
70387947015	LF-1_10/29/25	EPA 8260D/5030C	426827		

**REPORT OF LABORATORY ANALYSIS**

This report shall not be reproduced, except in full,  
without the written consent of Pace Analytical Services, LLC.

**QUALITY CONTROL DATA CROSS REFERENCE TABLE**

Project: OLD BETHPAGE LANDFILL 10/27

Pace Project No.: 70387947

Lab ID	Sample ID	QC Batch Method	QC Batch	Analytical Method	Analytical Batch
70387947017	FIELD BLANK_10/29/25	EPA 8260D/5030C	426827		
70387947001	MW-06F	EPA 420.4, Rev 1.0	427702	EPA 420.4, Rev 1.0	427948
70387947003	MW-06C	EPA 420.4, Rev 1.0	427702	EPA 420.4, Rev 1.0	427948
70387947005	MW-06B	EPA 420.4, Rev 1.0	427702	EPA 420.4, Rev 1.0	427948
70387947009	MW-06E	EPA 420.4, Rev 1.0	427702	EPA 420.4, Rev 1.0	427948
70387947011	LF-2	EPA 420.4, Rev 1.0	427702	EPA 420.4, Rev 1.0	427948
70387947015	LF-1_10/29/25	EPA 420.4, Rev 1.0	428216	EPA 420.4, Rev 1.0	428653
70387947017	FIELD BLANK_10/29/25	EPA 420.4, Rev 1.0	428216	EPA 420.4, Rev 1.0	428653
70387947001	MW-06F	SM 2320B-2011	426344		
70387947003	MW-06C	SM 2320B-2011	426344		
70387947005	MW-06B	SM 2320B-2011	426845		
70387947009	MW-06E	SM 2320B-2011	426845		
70387947011	LF-2	SM 2320B-2011	426845		
70387947015	LF-1_10/29/25	SM 2320B-2011	426845		
70387947017	FIELD BLANK_10/29/25	SM 2320B-2011	426845		
70387947001	MW-06F	SM 2540C-2015	426333		
70387947003	MW-06C	SM 2540C-2015	426333		
70387947005	MW-06B	SM 2540C-2015	426333		
70387947009	MW-06E	SM 2540C-2015	426333		
70387947011	LF-2	SM 2540C-2015	426518		
70387947015	LF-1_10/29/25	SM 2540C-2015	426714		
70387947017	FIELD BLANK_10/29/25	SM 2540C-2015	426714		
70387947001	MW-06F	SM 3500-Cr B-2011	425507		
70387947003	MW-06C	SM 3500-Cr B-2011	425507		
70387947005	MW-06B	SM 3500-Cr B-2011	425507		
70387947009	MW-06E	SM 3500-Cr B-2011	425725		
70387947011	LF-2	SM 3500-Cr B-2011	426142		
70387947015	LF-1_10/29/25	SM 3500-Cr B-2011	426142		
70387947017	FIELD BLANK_10/29/25	SM 3500-Cr B-2011	426142		
70387947001	MW-06F	EPA 300.0	427528		
70387947003	MW-06C	EPA 300.0	427528		
70387947005	MW-06B	EPA 300.0	427528		
70387947009	MW-06E	EPA 300.0	427529		
70387947011	LF-2	EPA 300.0	427529		
70387947015	LF-1_10/29/25	EPA 300.0	427970		
70387947017	FIELD BLANK_10/29/25	EPA 300.0	427970		
70387947001	MW-06F	EPA 351.2	427151	EPA 351.2	427155
70387947003	MW-06C	EPA 351.2	427151	EPA 351.2	427155
70387947005	MW-06B	EPA 351.2	427151	EPA 351.2	427155
70387947009	MW-06E	EPA 351.2	427151	EPA 351.2	427155
70387947011	LF-2	EPA 351.2	427151	EPA 351.2	427155
70387947015	LF-1_10/29/25	EPA 351.2	427151	EPA 351.2	427155

**REPORT OF LABORATORY ANALYSIS**

This report shall not be reproduced, except in full,  
without the written consent of Pace Analytical Services, LLC.



### QUALITY CONTROL DATA CROSS REFERENCE TABLE

Project: OLD BETHPAGE LANDFILL 10/27

Pace Project No.: 70387947

Lab ID	Sample ID	QC Batch Method	QC Batch	Analytical Method	Analytical Batch
70387947017	FIELD BLANK_10/29/25	EPA 351.2	427151	EPA 351.2	427155
70387947001	MW-06F	EPA 353.2	427746		
70387947003	MW-06C	EPA 353.2	427746		
70387947005	MW-06B	EPA 353.2	427746		
70387947009	MW-06E	EPA 353.2	427746		
70387947011	LF-2	EPA 353.2	427746		
70387947015	LF-1_10/29/25	EPA 353.2	427746		
70387947017	FIELD BLANK_10/29/25	EPA 353.2	427746		
70387947001	MW-06F	EPA 353.2	425620		
70387947003	MW-06C	EPA 353.2	425620		
70387947005	MW-06B	EPA 353.2	425620		
70387947009	MW-06E	EPA 353.2	425823		
70387947011	LF-2	EPA 353.2	425823		
70387947015	LF-1_10/29/25	EPA 353.2	426052		
70387947017	FIELD BLANK_10/29/25	EPA 353.2	426052		
70387947001	MW-06F	SM 4500-CN-C-2016	425731	SM 4500-CN-E-2016	425773
70387947003	MW-06C	SM 4500-CN-C-2016	425731	SM 4500-CN-E-2016	425773
70387947005	MW-06B	SM 4500-CN-C-2016	425731	SM 4500-CN-E-2016	425773
70387947009	MW-06E	SM 4500-CN-C-2016	426145	SM 4500-CN-E-2016	426201
70387947011	LF-2	SM 4500-CN-C-2016	426145	SM 4500-CN-E-2016	426201
70387947015	LF-1_10/29/25	SM 4500-CN-C-2016	426145	SM 4500-CN-E-2016	426201
70387947017	FIELD BLANK_10/29/25	SM 4500-CN-C-2016	426145	SM 4500-CN-E-2016	426201
70387947001	MW-06F	SM 4500 NH3 H-2011	427401		
70387947003	MW-06C	SM 4500 NH3 H-2011	427401		
70387947005	MW-06B	SM 4500 NH3 H-2011	427401		
70387947009	MW-06E	SM 4500 NH3 H-2011	427401		
70387947011	LF-2	SM 4500 NH3 H-2011	427401		
70387947015	LF-1_10/29/25	SM 4500 NH3 H-2011	427401		
70387947017	FIELD BLANK_10/29/25	SM 4500 NH3 H-2011	427401		

### REPORT OF LABORATORY ANALYSIS

This report shall not be reproduced, except in full, without the written consent of Pace Analytical Services, LLC.



DC#\_Title: ENV-FRM-MELV-0024 v07\_SCUR  
 Effective Date: 4/12/2024

**WO#: 70387947**

PM: KMM

Due Date: 11/11/25

CLIENT: TOY

Client Name: TOY

Project #

Courier:  Fed Ex  UPS  USPS  Client  Commercial  Pace  Other

Tracking #:

Custody Seal on Cooler/Box Present:  Yes  No Seals intact:  Yes  No Temperature Blank Present:  Yes  No  
 Packing Material:  Bubble Wrap  Bubble Bags  Ziploc  None  Other Type of Ice: Wet Blue None

Thermometer Used: Th1 Correction Factor: 0.1  Samples on ice cooling process has begun  
 Cooler Temperature(°C): 1.6 Cooler Temperature Corrected(°C): 1.7 Date/Time 5035A kits placed in freezer

Temp should be above freezing to 5.0°C

USDA Regulated Soil (  N/A, water sample)

Did samples originate in a quarantine zone within the United States AL, AR, CA, FL, GA, ID, LA, MS, NC, NM, NY, OK, OR, SC, TN, TX or VA (check map)?  Yes  No

Did samples originate from a foreign source including Hawaii and Puerto Rico?  Yes  No

If Yes to either question, fill out a Regulated Soil Checklist (ENV-FRM-MELV-0076) and include with SCUR/COC paperwork.

Date and Initials of person examining contents: 10/28/25

				COMMENTS:
Chain of Custody Present	<input checked="" type="checkbox"/> Yes	<input type="checkbox"/> No	1	
Chain of Custody Filled Out	<input checked="" type="checkbox"/> Yes	<input type="checkbox"/> No	2	
Chain of Custody Relinquished	<input checked="" type="checkbox"/> Yes	<input type="checkbox"/> No	3	
Sampler Name & Signature on COC	<input checked="" type="checkbox"/> Yes	<input type="checkbox"/> No	<input type="checkbox"/> N/A	4
Samples Arrived within Hold Time	<input checked="" type="checkbox"/> Yes	<input type="checkbox"/> No	5	
Short Hold Time Analysis (<72hr):	<input type="checkbox"/> Yes	<input checked="" type="checkbox"/> No	6	
Rush Turn Around Time Requested:	<input type="checkbox"/> Yes	<input checked="" type="checkbox"/> No	7	
Sufficient Volume (Triple volume provided for MS/MSD)	<input checked="" type="checkbox"/> Yes	<input type="checkbox"/> No	8	
Correct Containers Used	<input checked="" type="checkbox"/> Yes	<input type="checkbox"/> No	9	
Pace Containers Used	<input checked="" type="checkbox"/> Yes	<input type="checkbox"/> No	10	
Containers Intact	<input checked="" type="checkbox"/> Yes	<input type="checkbox"/> No	11	Note if sediment is visible in the dissolved container
Filtered volume received for Dissolved tests	<input checked="" type="checkbox"/> Yes	<input type="checkbox"/> No	<input type="checkbox"/> N/A	12
Sample Labels match COC	<input type="checkbox"/> Yes	<input checked="" type="checkbox"/> No	12	
-Includes date/time/ID/Analysis Matrix SL WT OIL OTHER				

Date and Initials of person checking preservation: 10/28/25

All containers needing preservation have been	<input checked="" type="checkbox"/> Yes	<input type="checkbox"/> No	<input type="checkbox"/> N/A	13	<input type="checkbox"/> HNO <sub>3</sub> <input type="checkbox"/> H <sub>2</sub> SO <sub>4</sub> <input type="checkbox"/> NaOH <input type="checkbox"/> HCl
pH paper Lot #	<u>231224</u>				Sample #
All containers needing preservation are found to be in compliance with method recommendation?	<input checked="" type="checkbox"/> Yes	<input type="checkbox"/> No	<input type="checkbox"/> N/A		
(HNO <sub>3</sub> , H <sub>2</sub> SO <sub>4</sub> , HCl, NaOH>9 Sulfide, NAOH>12 Cyanide)					
Exceptions VOA Coliform TOC/DOC Oil and Grease DRO/8015 (water)					Initial when completed
Per Method, VOA pH is checked after analysis					Lot # of added preservative
Samples checked for dechlorination	<input type="checkbox"/> Yes	<input type="checkbox"/> No	<input checked="" type="checkbox"/> N/A	14	Date/Time preservative added
KI starch test strips Lot #					
Residual chlorine strips Lot #					Positive for Res Chlorine? Y N
SM 4500 CN samples checked for sulf	<input checked="" type="checkbox"/> Yes	<input type="checkbox"/> No	<input type="checkbox"/> N/A	15	Positive for Sulfide? Y N
Lead Acetate Strips Lot #	<u>14-862</u>				
Headspace in ALK Bottle (>6mm)	<input type="checkbox"/> Yes	<input checked="" type="checkbox"/> No	<input type="checkbox"/> N/A		
Headspace in VOA Vials (>6mm)	<input type="checkbox"/> Yes	<input checked="" type="checkbox"/> No	<input type="checkbox"/> N/A	16	
Trip Blank Present	<input checked="" type="checkbox"/> Yes	<input type="checkbox"/> No	<input type="checkbox"/> N/A	17	
Trip Blank Custody Seals Present	<input type="checkbox"/> Yes	<input checked="" type="checkbox"/> No	<input type="checkbox"/> N/A		

Client Notification/ Resolution:

Field Data Required? Y / N

Person Contacted:

Date/Time:

Comments/ Resolution:

\* PM (Project Manager) review (which includes the SCUR) is documented electronically in LIMS



Pace® Location Requested (City/State):  
Pace Analytical Long Island NY  
575 Broad Hollow Rd, Melville, NY 11747

Company Name: ~~Quika & Baccilucci~~ **DPS Engineers & Architects**  
Street Address: 330 Crossways Park Drive  
Woodbury, NY 11797

Contact/Report To: ~~RODDIN PERRETTA~~ **Kerith Robins**  
Phone #: (516) 364-9890  
E-Mail: ~~roddinperretta@db-eng.com~~ **Robins@db-eng.com**  
Cc E-Mail: **Rpetrella@db-eng.com**

Customer Project #: **3617-10**  
Project Name: **see second semi-annual list**  
Site Collection Info/Facility ID (as applicable): **old BeVillage LE**

Specify Container Size \*\*  
**63**  
Identify Container Preservative Type\*\*\*  
**4/1/2**  
Analysis Requested

**MO#: 70387947**

**PH: KMH Due Date: 11/13/25**  
**CLIENT: TOY**

Time Zone Collected: [ ] AK [ ] PT [ ] MT [ ] CT [ ] ET  
Data Deliverables:  
[ ] Level II [ ] Level III [ ] Level IV  
[ ] EQUIS  
Regulatory Program (DW, RCRA, etc.) as applicable: Reportable [ ] Yes [X] No

Lab Use Only  
Proj. Migr: **Lori Beyer**  
AcctNum / Client ID:  
Table #:  
Profile / Template:  
**5278**  
Prelg / Bottle Ord. ID:  
**EZ 3313868**  
Sample Comment

Rush (Pre-approval required):  
Date Results Requested: **Standard**  
Field Filtered (if applicable): **Yes**  
Analysis: **1) Lead 2) Cad 3) Cu 4) Ni 5) Zn**

\*\*Container Size: (1) 1L, (2) 500mL, (3) 250mL, (4) 125mL, (5) 100mL, (6) 40mL vial, (7) Encore, (8) TerraCore, (9) 90mL, (10) Other  
\*\*\* Preservative Types: (1) None, (2) HNO3, (3) H2SO4, (4) HCl, (5) NaOH, (6) Zn Acetate, (7) NaHSO4, (8) Sod. Thiosulfate, (9) Ascorbic Acid, (10) MeOH, (11) other

Customer Sample ID	Matrix *	Composite Start		Collected or Composite End		Res. Chlorine	
		Date	Time	Date	Time	Cont.	Units
TRIP Blank-10/20/25	Water	10/20/25	-	-	-	2	-
MW-06E-10/20/25	GW	10/20/25	5:00 pm	-	-	10	-
LF-2-10/20/25	GW	10/20/25	11:50 AM	-	-	10	-

8260D Volatile Organics	Typical dissolved metals (F)	Leachate Indicators	Preservation non-conformance identified for sample
✓	✓	✓	
✓	✓	✓	
✓	✓	✓	

Additional Instructions from Pace: **Sample bottles deposited with (F) were found filtered for dissolved metals**  
**see data to Lab data @ db-eng.com**  
Relinquished by/Company: (Signature) **Kerith Robins** Date/Time: **10-29-25 0918**  
Relinquished by/Company: (Signature) **Kerith Robins** Date/Time:  
Relinquished by/Company: (Signature) Date/Time:  
Relinquished by/Company: (Signature) Date/Time:

Customer Remarks / Special Conditions / Possible Hazards:  
# Conflicts: **1** Conflict: **TRIP** Oils **40.1** Correction Factor (%): **0.1** Obs. Temp. (°C) **0.1** Corrected Temp. (°C) **0.2** On Ice:  
Tracking Number: **10/29/25 9:25**  
Delivered by: **Person** [ ] In-person [ ] FedEx [ ] UPS [ ] Other  
Page: **1** of **1**

**WO#: 70387947**  
 PM: KMM Due Date: 11/11/25  
 CLIENT: TOY

Client Name: TOY Project # \_\_\_\_\_

Courier:  Fed Ex  UPS  USPS  Client  Commercial  Pace  Other

Tracking #: \_\_\_\_\_  
 Custody Seal on Cooler/Box Present:  Yes  No Seals intact:  Yes  No  
 Packing Material:  Bubble Wrap  Bubble Bags  Ziploc  None  Other Temperature Blank Present:  Yes  No  
 Thermometer Used: TK211 Correction Factor: 0.1 Type of Ice: Wet Blue None  
 Cooler Temperature (°C): 0.1 Cooler Temperature Corrected (°C): 0.2 Samples on ice cooling process has begun  
 Date/Time 5035A kits placed in freezer \_\_\_\_\_  
Temp should be above freezing to 5°C

USDA Regulated Soil  N/A water sample)  
 Did samples originate in a quarantine zone within the United States AL AR CA FL GA ID LA MS NC NM NY OK OR SC TN TX or VA (check map)?  Yes  No

Did samples originate from a foreign source including Hawaii and Puerto Rico?  Yes  No  
 If Yes to either question, fill out a Regulated Soil Checklist (ENV-FRM-MELV-0076) and include with SCUR/COC paperwork

Date and Initials of person examining contents: 10/29/18 AW

		COMMENTS:
Chain of Custody Present	<input checked="" type="checkbox"/> Yes <input type="checkbox"/> No	1
Chain of Custody Filled Out	<input checked="" type="checkbox"/> Yes <input type="checkbox"/> No	2
Chain of Custody Relinquished	<input checked="" type="checkbox"/> Yes <input type="checkbox"/> No	3
Sampler Name & Signature on COC	<input checked="" type="checkbox"/> Yes <input type="checkbox"/> No <input type="checkbox"/> N/A	4
Samples Arrived within Hold Time	<input checked="" type="checkbox"/> Yes <input type="checkbox"/> No	5
Short Hold Time Analysis (<72hr)	<input checked="" type="checkbox"/> Yes <input type="checkbox"/> No	6
Rush Turn Around Time Requested:	<input type="checkbox"/> Yes <input checked="" type="checkbox"/> No	7
Sufficient Volume (Triple volume provided for MS/MSD)	<input checked="" type="checkbox"/> Yes <input type="checkbox"/> No	8
Correct Containers Used	<input checked="" type="checkbox"/> Yes <input type="checkbox"/> No	9
Pace Containers Used	<input checked="" type="checkbox"/> Yes <input type="checkbox"/> No	10
Containers Intact	<input checked="" type="checkbox"/> Yes <input type="checkbox"/> No <input type="checkbox"/> N/A	11
Filtered volume received for Dissolved tests	<input checked="" type="checkbox"/> Yes <input type="checkbox"/> No <input type="checkbox"/> N/A	Note if sediment is visible in the dissolved container
Sample Labels match COC	<input type="checkbox"/> Yes <input checked="" type="checkbox"/> No	12
-Includes date/time/ID/Analysis Matrix	SL <input checked="" type="checkbox"/> WT <input type="checkbox"/> OIL <input type="checkbox"/> OTHER	

Date and Initials of person checking preservation: 10/29/18 AW

All containers needing preservation have been:	<input checked="" type="checkbox"/> Yes <input type="checkbox"/> No <input type="checkbox"/> N/A	13	<input type="checkbox"/> HNO <sub>3</sub> <input type="checkbox"/> H <sub>2</sub> SO <sub>4</sub> <input type="checkbox"/> NaOH <input type="checkbox"/> HCl
pH paper Lot #	<u>231224</u>	Sample #	
All containers needing preservation are found to be in compliance with method recommendation? (HNO <sub>3</sub> H <sub>2</sub> SO <sub>4</sub> HCl NaOH>9 Sulfide NAOH>12 Cyanide)	<input checked="" type="checkbox"/> Yes <input type="checkbox"/> No <input type="checkbox"/> N/A		
Exceptions VOA Coliform TOC/DOC Oil and Grease DRO/8015 (water)		Initial when completed	Lot # of added preservative
Per Method VOA pH is checked after analysis		Date/Time preservative added	
Samples checked for dechlorination	<input type="checkbox"/> Yes <input checked="" type="checkbox"/> No <input type="checkbox"/> N/A	14	
Ki starch test strips Lot #		Positive for Res Chlorine?	Y N
Residual chlorine strips Lot #			
SM 4500 CN samples checked for sulfide	<input checked="" type="checkbox"/> Yes <input type="checkbox"/> No <input type="checkbox"/> N/A	15	Positive for Sulfide? Y N
Lead Acetate Strips Lot #	<u>14-862</u>		
Headspace in ALK Bottle (>6mm)	<input type="checkbox"/> Yes <input checked="" type="checkbox"/> No <input type="checkbox"/> N/A	16	
Headspace in VOA Vials (>6mm)	<input type="checkbox"/> Yes <input checked="" type="checkbox"/> No <input type="checkbox"/> N/A		
Trip Blank Present	<input checked="" type="checkbox"/> Yes <input type="checkbox"/> No <input type="checkbox"/> N/A	17	
Trip Blank Custody Seals Present	<input checked="" type="checkbox"/> Yes <input type="checkbox"/> No <input type="checkbox"/> N/A		

Client Notification/ Resolution: \_\_\_\_\_ Field Data Required? Y / N  
 Person Contacted: \_\_\_\_\_ Date/Time: \_\_\_\_\_  
 Comments/ Resolution: \_\_\_\_\_  
 \_\_\_\_\_  
 \_\_\_\_\_

\* PM (Project Manager) review (which includes the SCUR) is documented electronically in LIMS

Pace® Location Requested (City/State):  
 Pace Analytical Long Island NY  
 575 Broad Hollow Rd, Melville, NY 11747

**CHAIN-OF-CUSTODY Analytical Request Document**  
 Chain-of-Custody is a LEGAL DOCUMENT - Complete all relevant fields

Company Name: TOWN OF Oyster Bay DAB Eng res@oysterbay.com  
 Street Address: 330 Crossways Park Drive  
 Woodbury, NY 11797  
 Contact/Report To: Robbie Petrella  
 Phone #: 516 364-5890  
 E-Mail: robpetrella@oysterbay.com  
 Cc E-Mail: R Petrella robpetrella@oysterbay.com

Customer Project #: 3617-10  
 Project Name: Groundwater Seepage Semi-Annual Post Termination GW Event 2025  
 Site Collection Info/Facility ID (as applicable): Old Peckpage Landfill  
Peckpage, NY

Invoice To: Matt Russo  
 Invoice E-Mail: mrusso@oysterbay-ny.gov  
 Purchase Order # (if applicable):  
 Quote #:

County / State origin of sample(s): New York  
 Reportable  Yes  No  
 Rush (Pre-approval required):  
 Same Day  1 Day  2 Day  3 Day  Other  
 BW PWSID # or WW Permit # as applicable:  
 Field Filtered (if applicable):  Yes  No  
 Analysis: Dissolved Metals

Customer Sample ID	Matrix *	Comp / Grab	Composite Start		# Cont.	Res. Chlorine
			Date	Time		
<u>TR10 Blank - 10/29/25</u>	<u>Air</u>	<u>-</u>	<u>10/29/25</u>	<u>-</u>	<u>2</u>	<u>-</u>
<u>LF-1 - 10/29/25</u>	<u>GW</u>	<u>G</u>	<u>10/29/25</u>	<u>12:30 pm</u>	<u>10</u>	<u>-</u>
<u>Field Blank - 10/29/25</u>	<u>Air</u>	<u>G</u>	<u>10/29/25</u>	<u>5:45 pm</u>	<u>10</u>	<u>-</u>

Additional Instructions from Pace®:  
Sample bottles decont and to field  
Field to be used for dissolved metals.  
Send data to lab data@db-ny.gov  
 Collected By: Keith Roberts  
 Signature: Keith Roberts  
 Received by/Company: STRI  
 Date/Time: 10/29/25  
 Received by/Company: 103025  
 Date/Time: 10/30/25

Customer Sample ID	Matrix *	Comp / Grab	Date	Time	# Cont.	Res. Chlorine	Alkalinity	Cyanide	Dissolved Total Metals	Leachate Parameters	Phenolics, Total	TKN, NH3	Total Metals
TR10 Blank - 10/29/25	Air	-	10/29/25	-	2	-	-	-	-	-	-	-	-
LF-1 - 10/29/25	GW	G	10/29/25	12:30 pm	10	-	✓	✓	✓	✓	✓	✓	✓
Field Blank - 10/29/25	Air	G	10/29/25	5:45 pm	10	-	✓	✓	✓	✓	✓	✓	✓

**WO#: 70387947**  
 PM: KMM  
 CLIENT: TOY  
 Due Date: 11/12/25

Specify Container Size \*\*  
 125mL, (5) 100mL, (6) 40mL vial, (7) EnCore, (8) TerraCore, (9) 90mL, (10) Other  
 500mL, (3) 250mL, (4) TerraCore, (9) 90mL, (10) Other

Identify Container Preservative Type \*\*\*  
 Analysis Requested  
 Proj. Mgr: Kimberley Mack  
 AcctNum / Client ID:  
 Table #:  
 Profile / Template: 6506  
 Prelog / Bottle Ord. ID: EZ 3313065

Customer Remarks / Special Conditions / Possible Hazards:  
 # Coolers: 1  
 Thermometer ID: TR11  
 Correction Factor (%): 10.1  
 Obs. Temp. (°C): 1.5  
 Corrected Temp. (°C): 1.6  
 On Ice: Y

Tracking Number:  
 Date/Time: 10/30/25 10:57  
 Date/Time:  
 Date/Time:  
 Date/Time:  
 Delivered by: Person  
 FedEX  UPS  Other  
 Page: 2 of 4

WO#: 70387947

Due Date: 11/13/25

Client Name:

TOY

Project #

PM: KMH  
 CLIENT: TOY

Courier:  Fed Ex  UPS  USPS  Client  Commercial  Pace  Other

Tracking #:

Custody Seal on Cooler/Box Present:  Yes  No Seals intact:  Yes  No Temperature Blank Present:  Yes  No  
 Packing Material:  Bubble Wrap  Bubble Bags  Ziploc  None  Other Type of Ice:  Wet  Blue  None

Thermometer Used: 74211 Correction Factor: +1.1  Samples on ice, cooling process has begun  
 Cooler Temperature(°C): 1.5 Cooler Temperature Corrected(°C): 1.6 Date/Time 5035A kits placed in freezer

Temp should be above freezing to 6.0°C

USDA Regulated Soil (  N/A, water sample)

Did samples originate in a quarantine zone within the United States: AL, AR, CA, FL, GA, ID, LA, MS, NC, NM, NY, OK, OR, SC, TN, TX, or VA (check map)?  Yes  No

Did samples originate from a foreign source including Hawaii and Puerto Rico?  Yes  No

If Yes to either question, fill out a Regulated Soil Checklist (ENV-FRM-MELV-0076) and include with SCUR/COC paperwork.

Date and Initials of person examining contents: [Signature] 11/13/25

	COMMENTS:
Chain of Custody Present: <input checked="" type="checkbox"/> Yes <input type="checkbox"/> No	1.
Chain of Custody Filled Out: <input checked="" type="checkbox"/> Yes <input type="checkbox"/> No	2.
Chain of Custody Relinquished: <input checked="" type="checkbox"/> Yes <input type="checkbox"/> No	3.
Sampler Name & Signature on COC: <input checked="" type="checkbox"/> Yes <input type="checkbox"/> No <input type="checkbox"/> N/A	4.
Samples Arrived within Hold Time: <input checked="" type="checkbox"/> Yes <input type="checkbox"/> No	5.
Short Hold Time Analysis (<72hr): <input type="checkbox"/> Yes <input checked="" type="checkbox"/> No	6.
Rush Turn Around Time Requested: <input type="checkbox"/> Yes <input checked="" type="checkbox"/> No	7.
Sufficient Volume: (Triple volume provided for MS/MSD) <input checked="" type="checkbox"/> Yes <input type="checkbox"/> No	8.
Correct Containers Used: <input checked="" type="checkbox"/> Yes <input type="checkbox"/> No	9.
-Pace Containers Used: <input checked="" type="checkbox"/> Yes <input type="checkbox"/> No	10.
Containers Intact: <input checked="" type="checkbox"/> Yes <input type="checkbox"/> No	11.
Filtered volume received for Dissolved tests: <input type="checkbox"/> Yes <input checked="" type="checkbox"/> No <input type="checkbox"/> N/A	11. Note if sediment is visible in the dissolved container
Sample Labels match COC: <input checked="" type="checkbox"/> Yes <input type="checkbox"/> No	12.
-Includes date/time/ID/Analysis Matrix: <input checked="" type="checkbox"/> SL <input type="checkbox"/> WT <input type="checkbox"/> OIL <input type="checkbox"/> OTHER	

Date and Initials of person checking preservation: [Signature] 11/13/25

All containers needing preservation have been pH paper Lot #	<input type="checkbox"/> Yes <input type="checkbox"/> No <input checked="" type="checkbox"/> N/A	13.	<input type="checkbox"/> HNO <sub>3</sub> <input type="checkbox"/> H <sub>2</sub> SO <sub>4</sub> <input type="checkbox"/> NaOH <input type="checkbox"/> HCl
All containers needing preservation are found to be in compliance with method recommendation? (HNO <sub>3</sub> , H <sub>2</sub> SO <sub>4</sub> , HCl, NaOH > 9 Sulfide, <input type="checkbox"/> Yes <input type="checkbox"/> No NAOH > 12 Cyanide)	<input type="checkbox"/> Yes <input type="checkbox"/> No <input checked="" type="checkbox"/> N/A		
Exceptions: VOA, Coliform, TOC/DOC, Oil and Grease, DRO/8015 (water).			
Per Method, VOA pH is checked after analysis	<input checked="" type="checkbox"/> Yes <input type="checkbox"/> No <input type="checkbox"/> N/A		
Samples checked for dechlorination: KI starch test strips Lot #	<input type="checkbox"/> Yes <input type="checkbox"/> No <input checked="" type="checkbox"/> N/A	14.	Initial when completed: Lot # of added preservative: Date/Time preservative added:
Residual chlorine strips Lot #	<input type="checkbox"/> Yes <input type="checkbox"/> No <input checked="" type="checkbox"/> N/A		Positive for Res. Chlorine? Y N
SM 4500 CN samples checked for sulfide	<input type="checkbox"/> Yes <input type="checkbox"/> No <input checked="" type="checkbox"/> N/A	15.	Positive for Sulfide? Y N
Lead Acetate Strips Lot #	<input type="checkbox"/> Yes <input type="checkbox"/> No <input checked="" type="checkbox"/> N/A		
Headspace in ALK Bottle (>6mm):	<input type="checkbox"/> Yes <input type="checkbox"/> No <input checked="" type="checkbox"/> N/A	16.	
Headspace in VOA Vials (>6mm):	<input type="checkbox"/> Yes <input type="checkbox"/> No <input checked="" type="checkbox"/> N/A		
Trip Blank Present:	<input type="checkbox"/> Yes <input type="checkbox"/> No <input checked="" type="checkbox"/> N/A	17.	
Trip Blank Custody Seals Present	<input type="checkbox"/> Yes <input type="checkbox"/> No <input checked="" type="checkbox"/> N/A		

Client Notification/ Resolution:

Field Data Required? Y / N

Person Contacted:

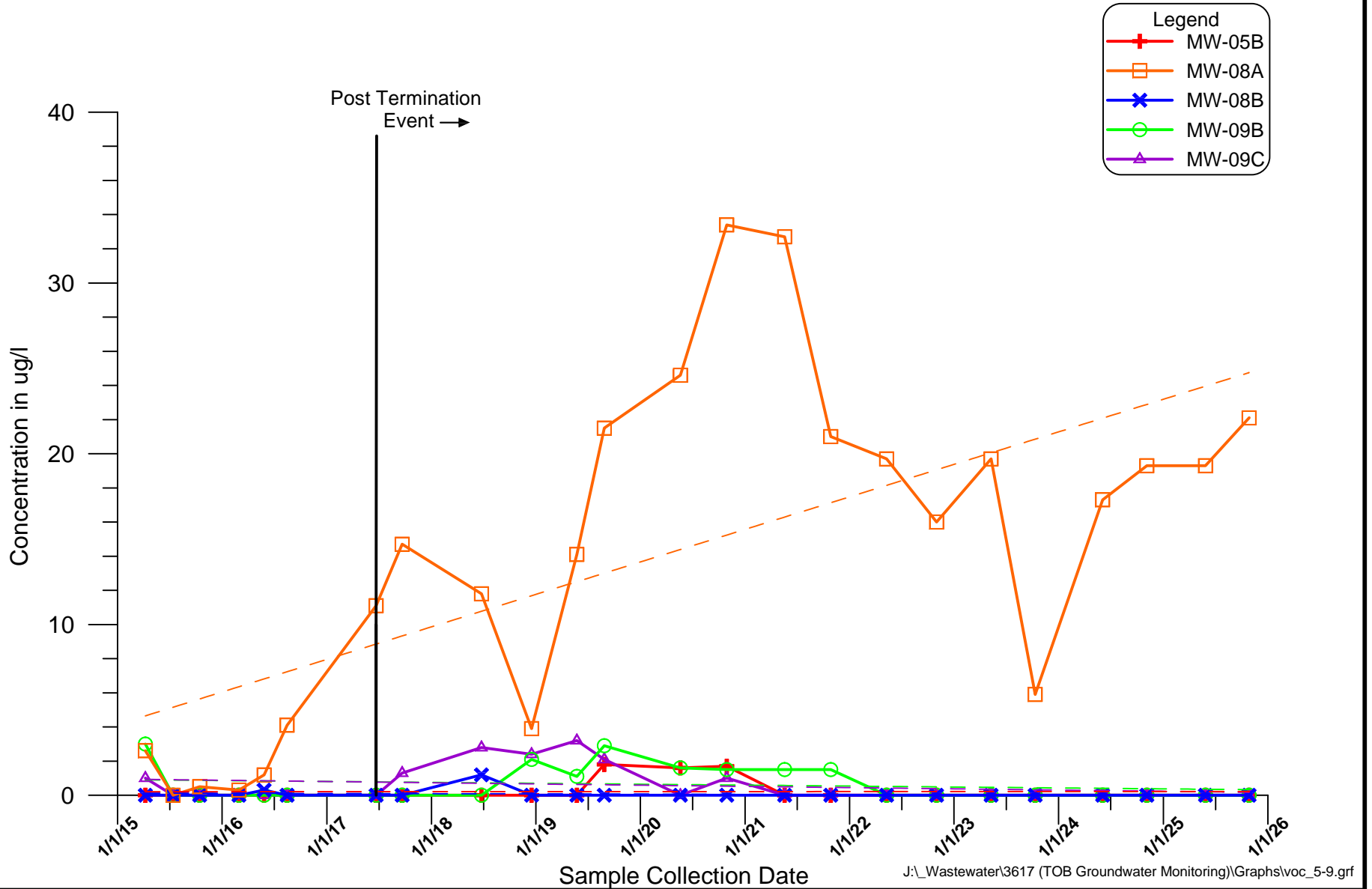
Date/Time:

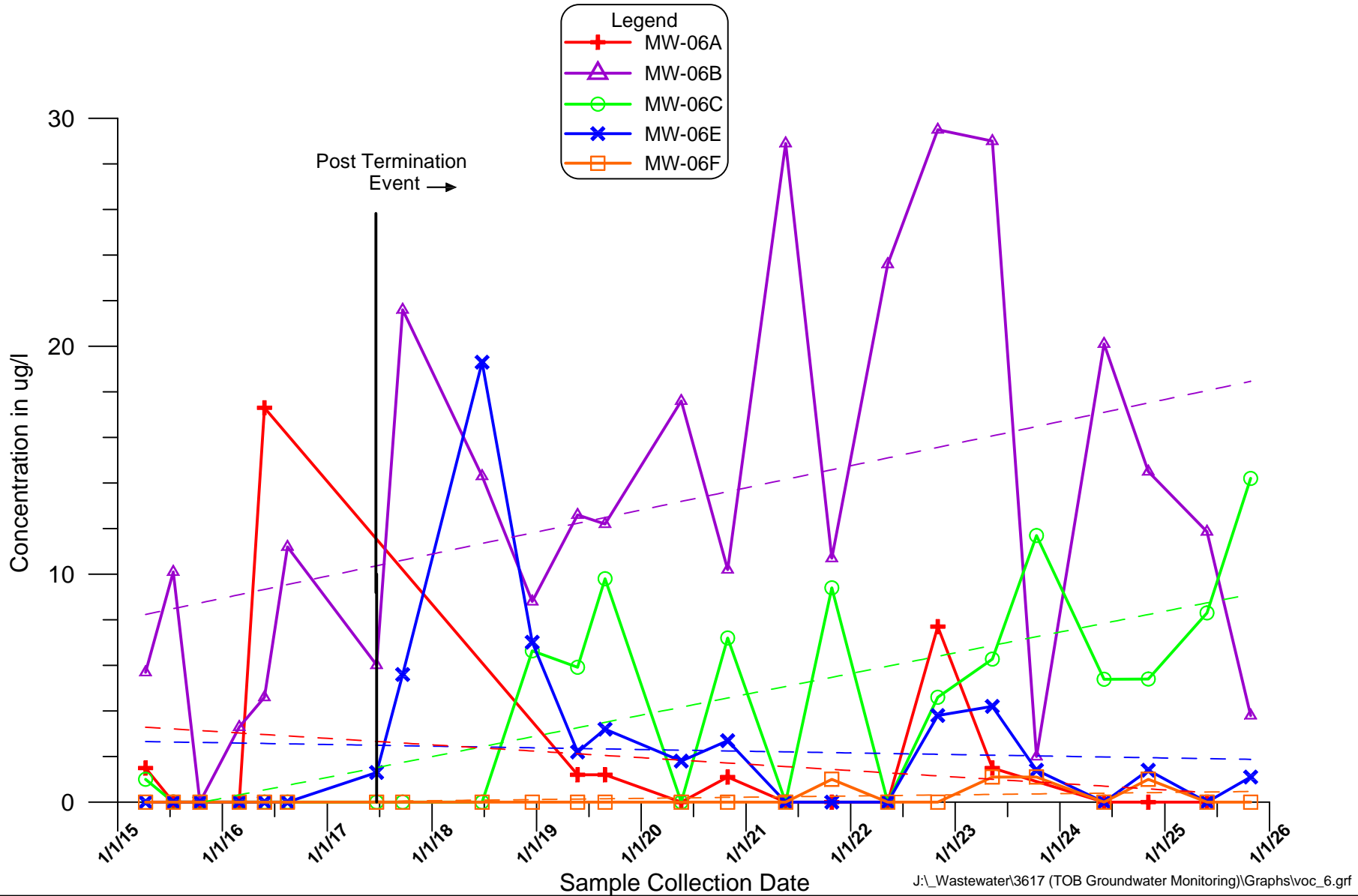
Comments/ Resolution:

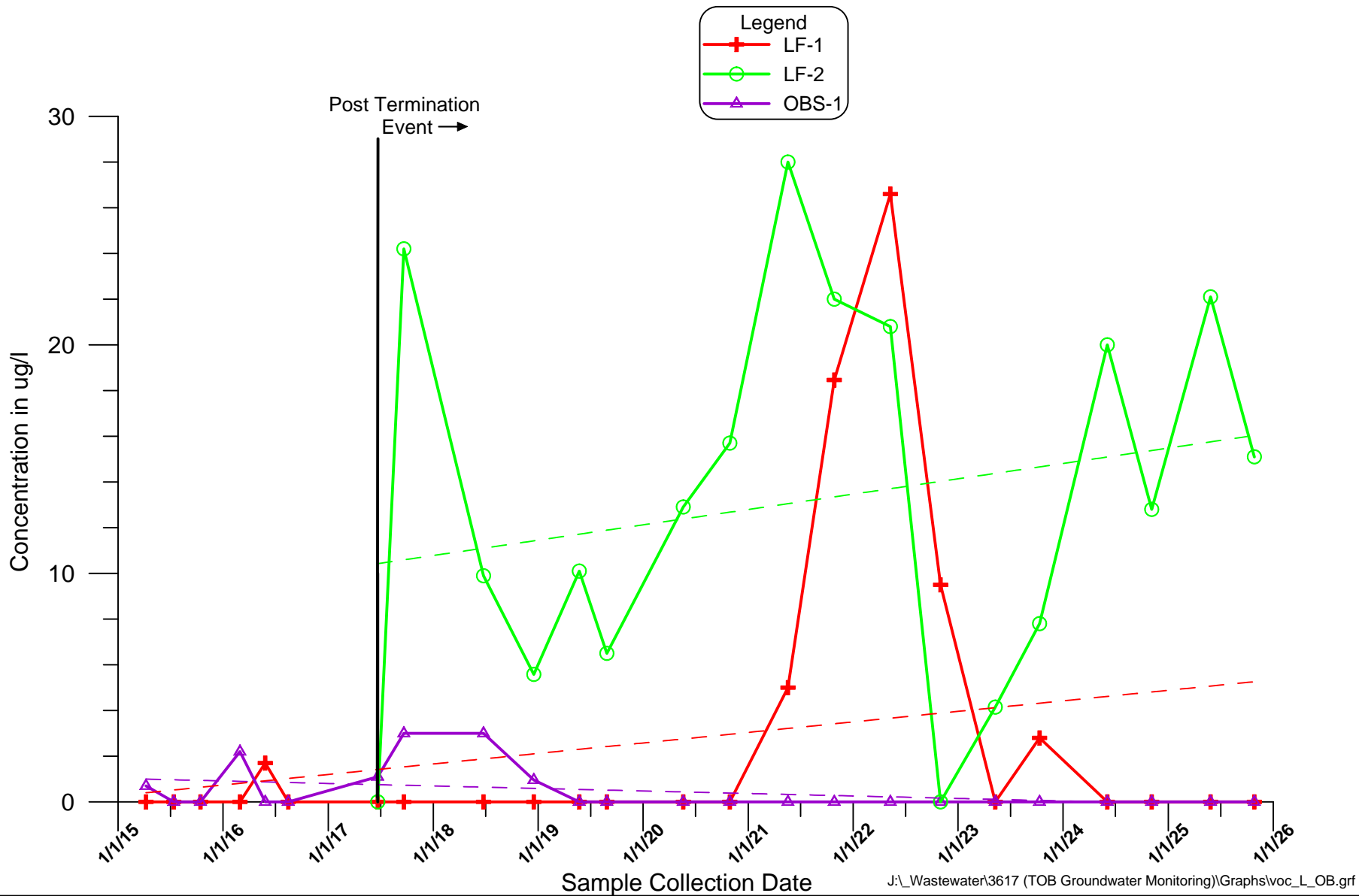
\* PM (Project Manager) review (which includes the SCUR) is documented electronically in LIMS.

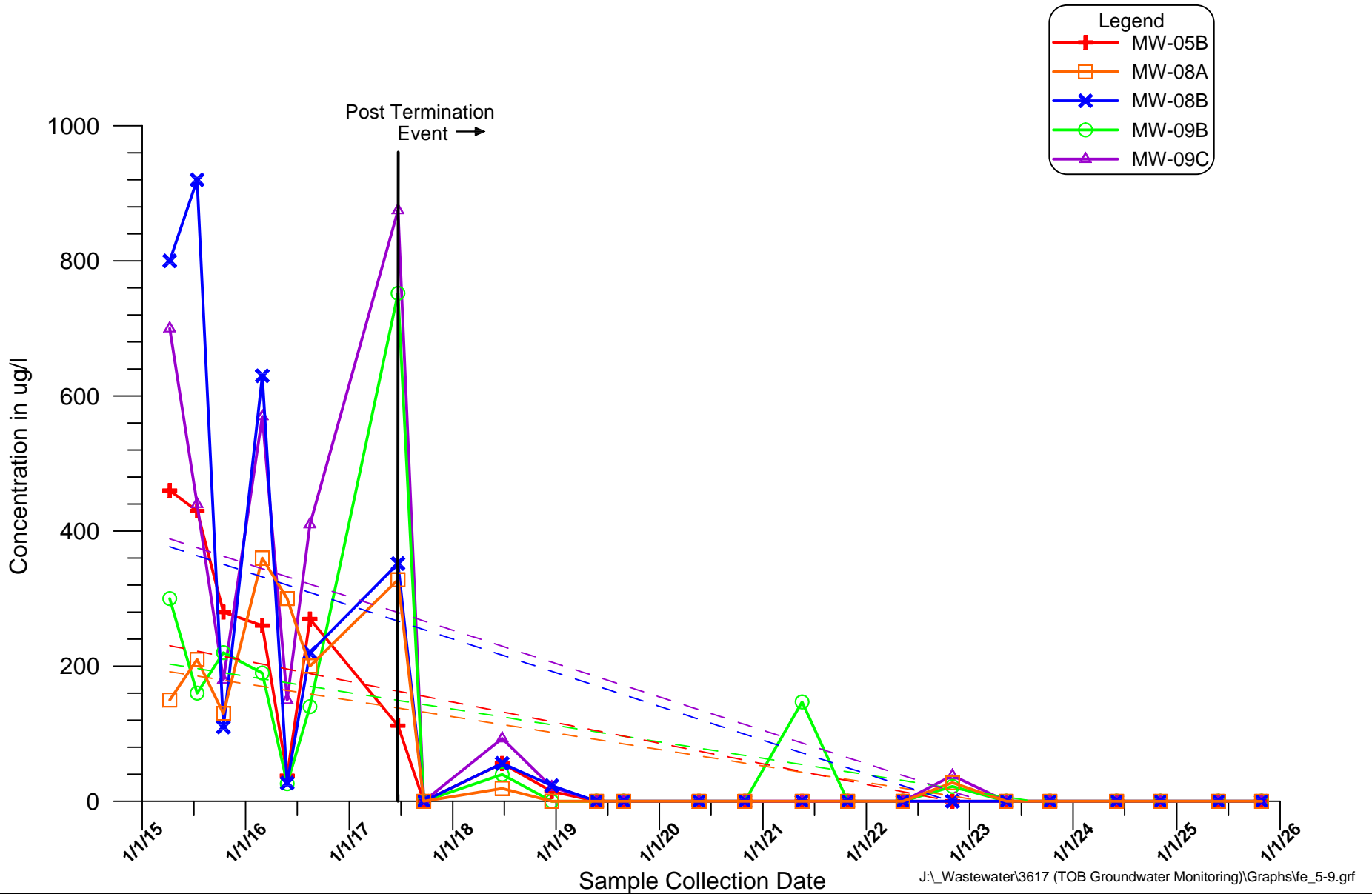
**APPENDIX E**

**POST-TERMINATION HISTORICAL  
GROUNDWATER TREND GRAPHS**



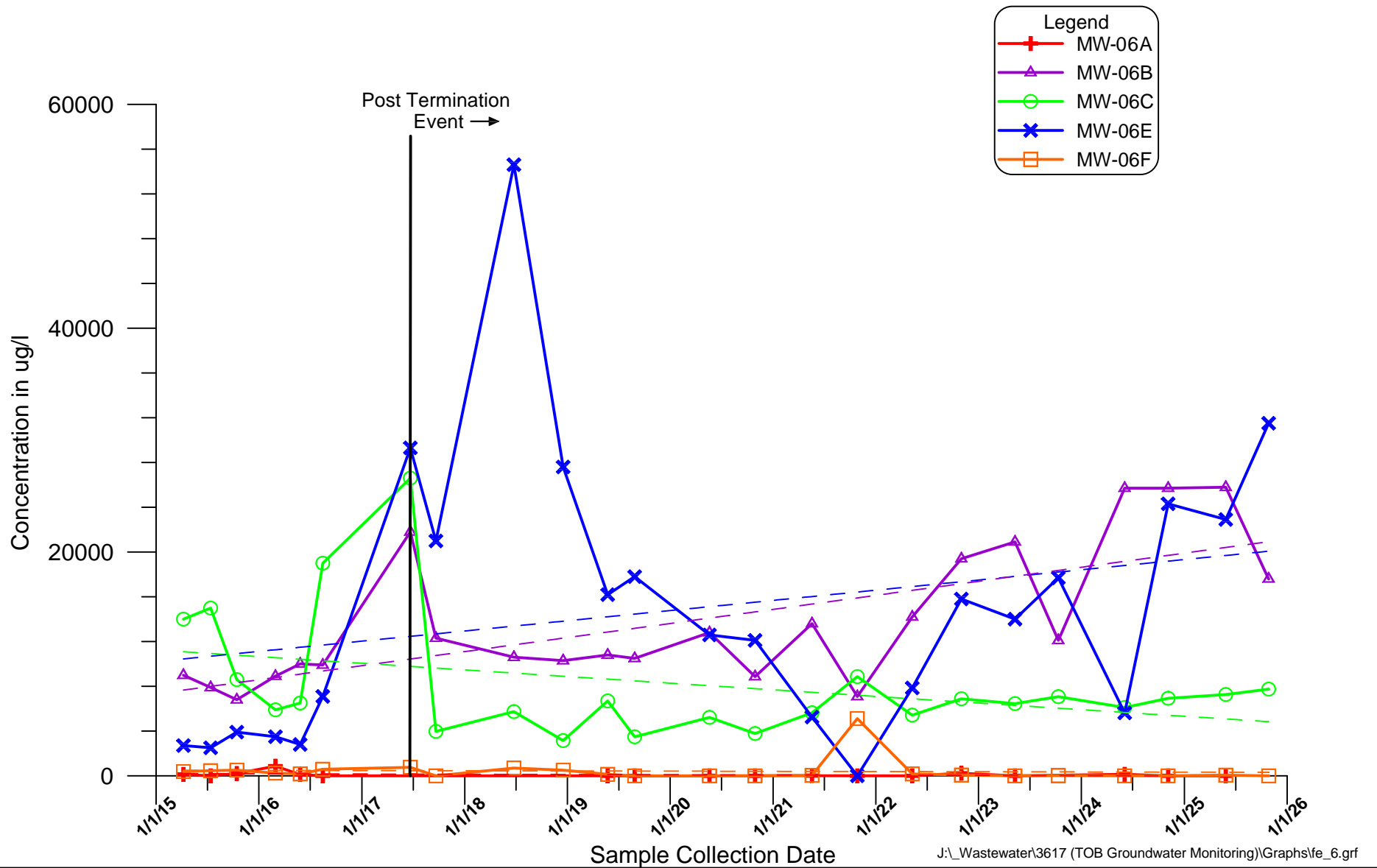






**Town of Oyster Bay  
Old Bethpage Landfill  
Historical Iron  
Data for Monitoring Wells 5, 8, & 9**

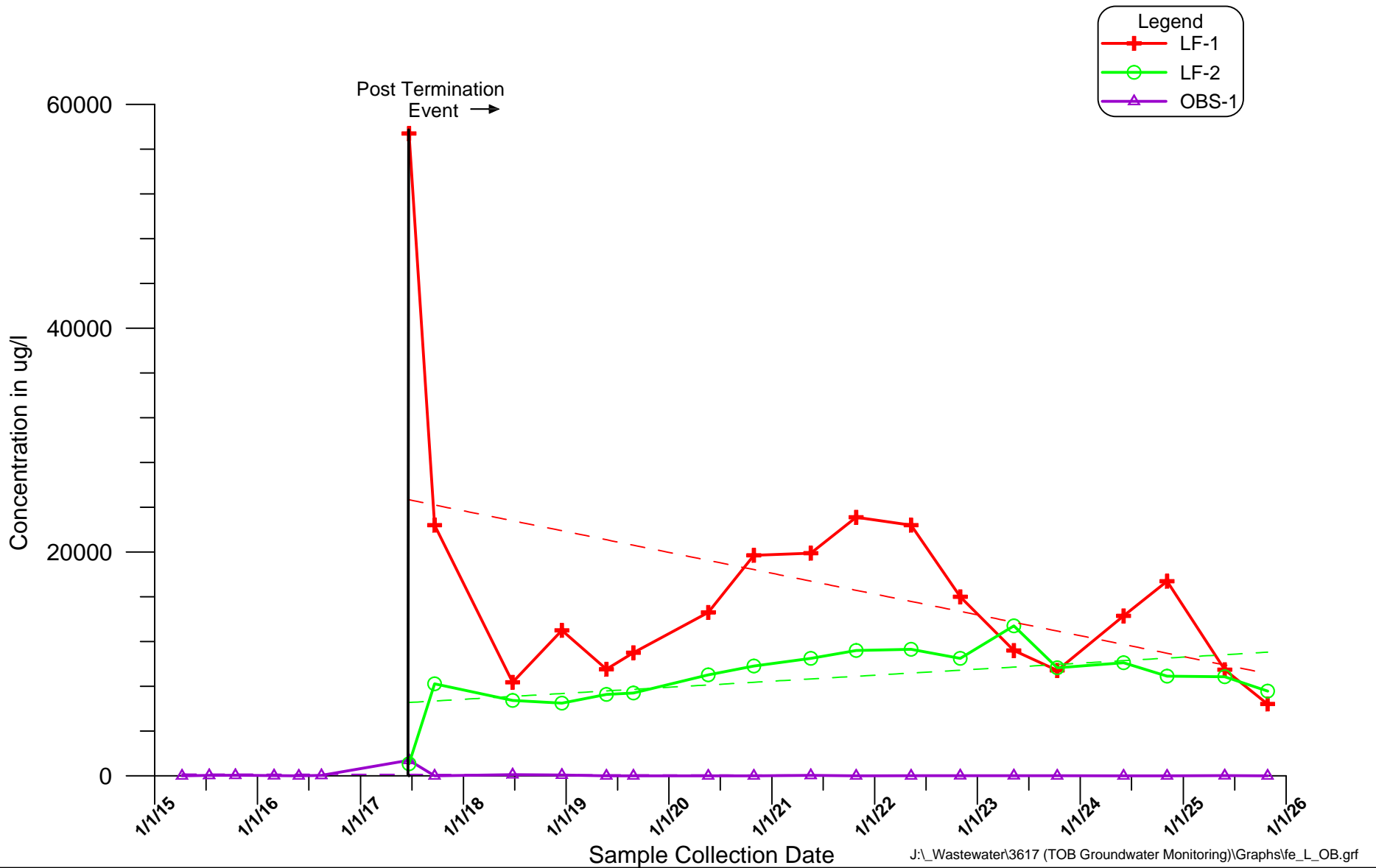
**Figure  
E**



Town of Oyster Bay  
 Old Bethpage Landfill  
 Historical Iron  
 Data for Monitoring Well Cluster 6



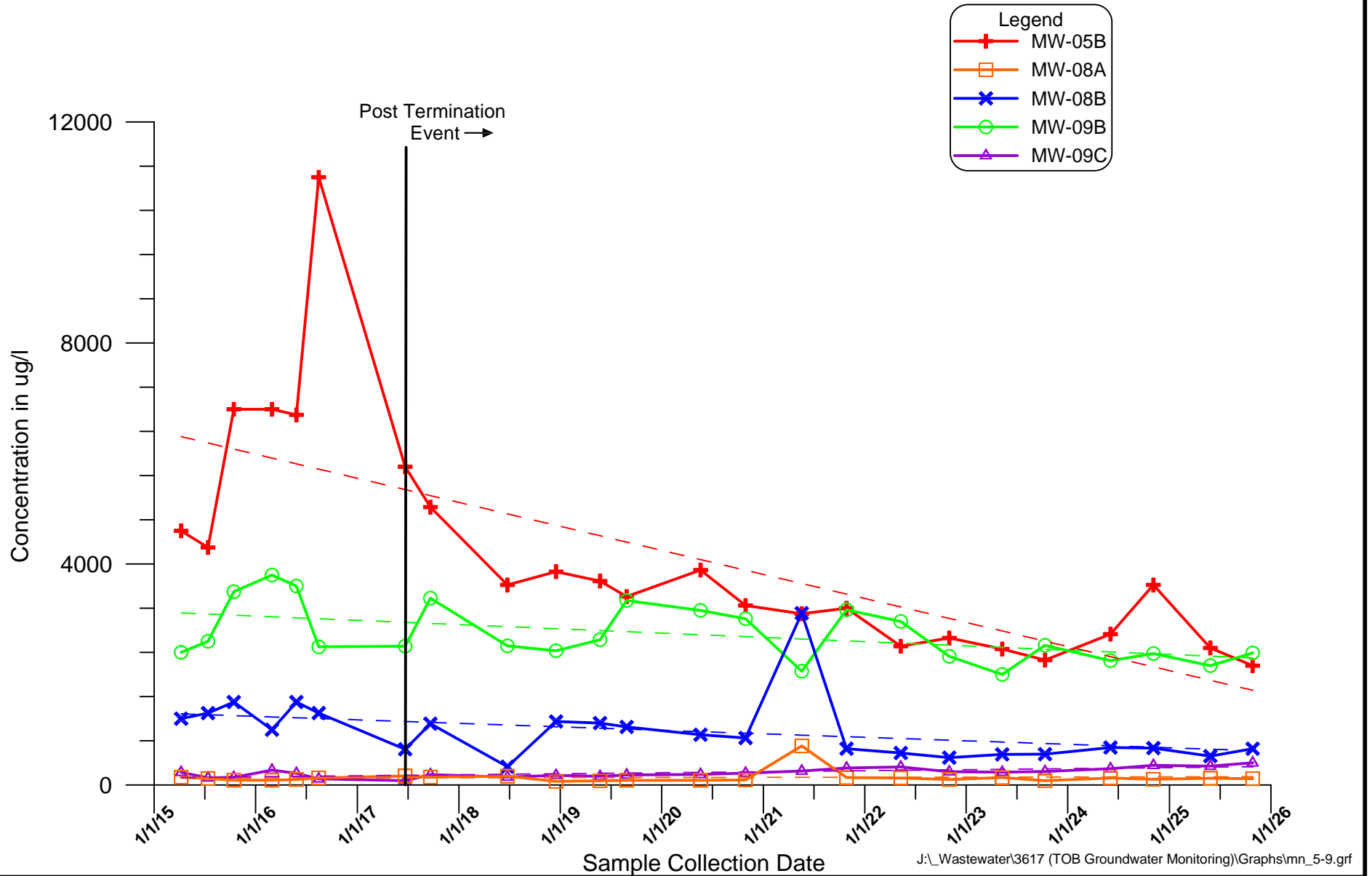
Figure E



Town of Oyster Bay  
 Old Bethpage Landfill  
 Historical Iron  
 Data for Wells LF-1, LF-2 & OBS-1

Figure  
 E

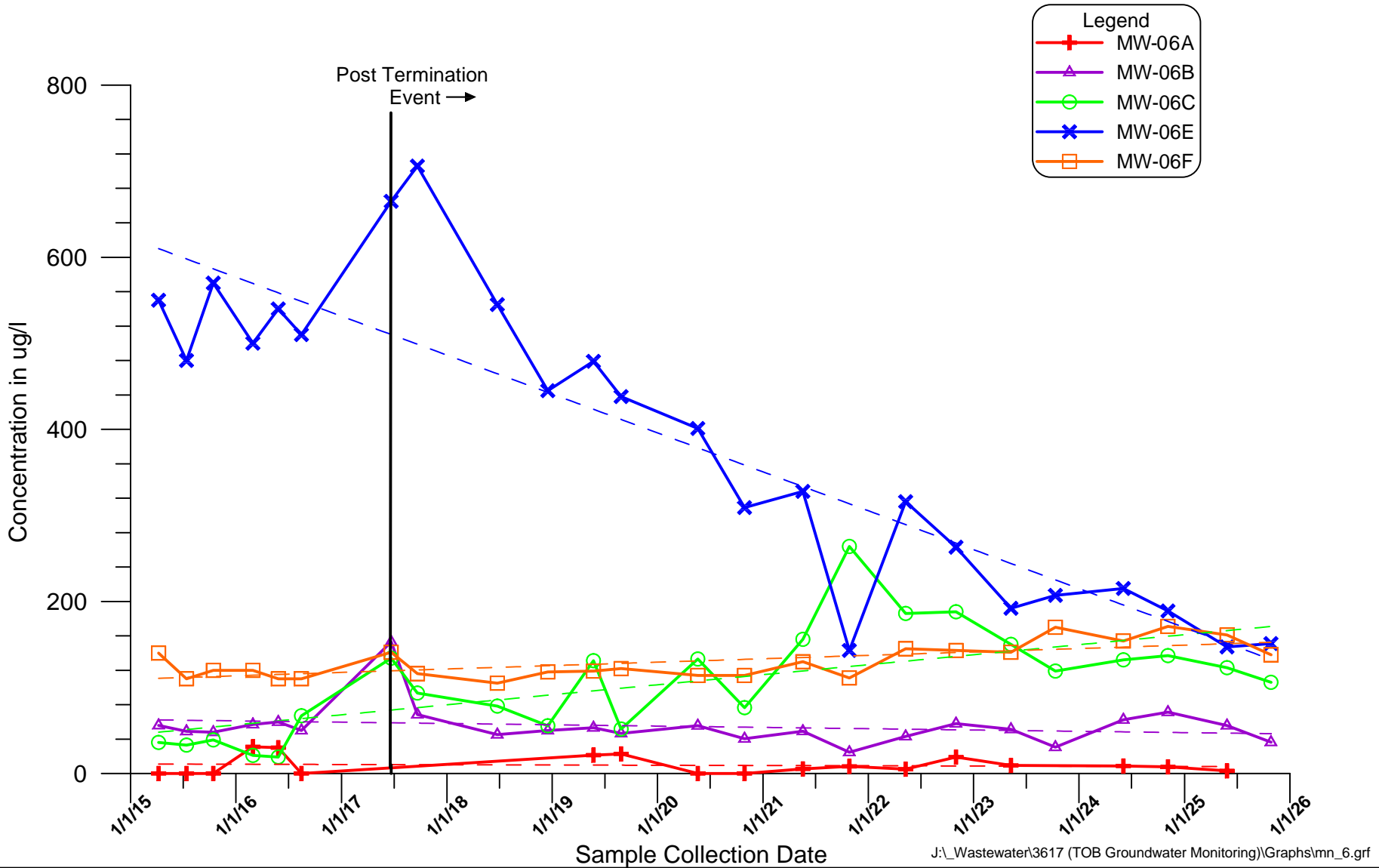




**Town of Oyster Bay  
Old Bethpage Landfill  
Historical Manganese  
Data for Monitoring Wells 5, 8, & 9**

**Figure  
E**

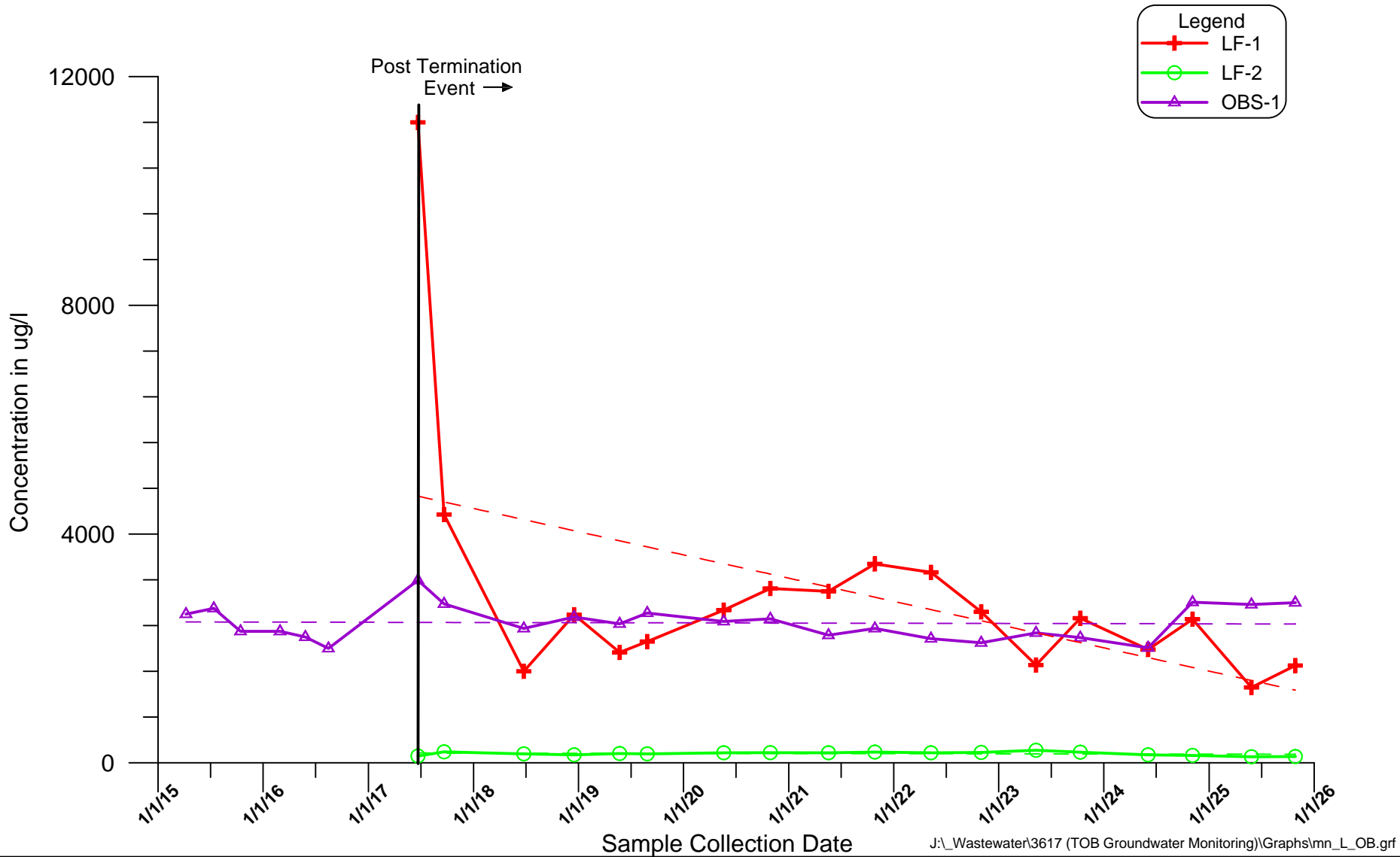




**Town of Oyster Bay  
Old Bethpage Landfill  
Historical Manganese  
Data for Monitoring Well Cluster 6**

**Figure  
E**

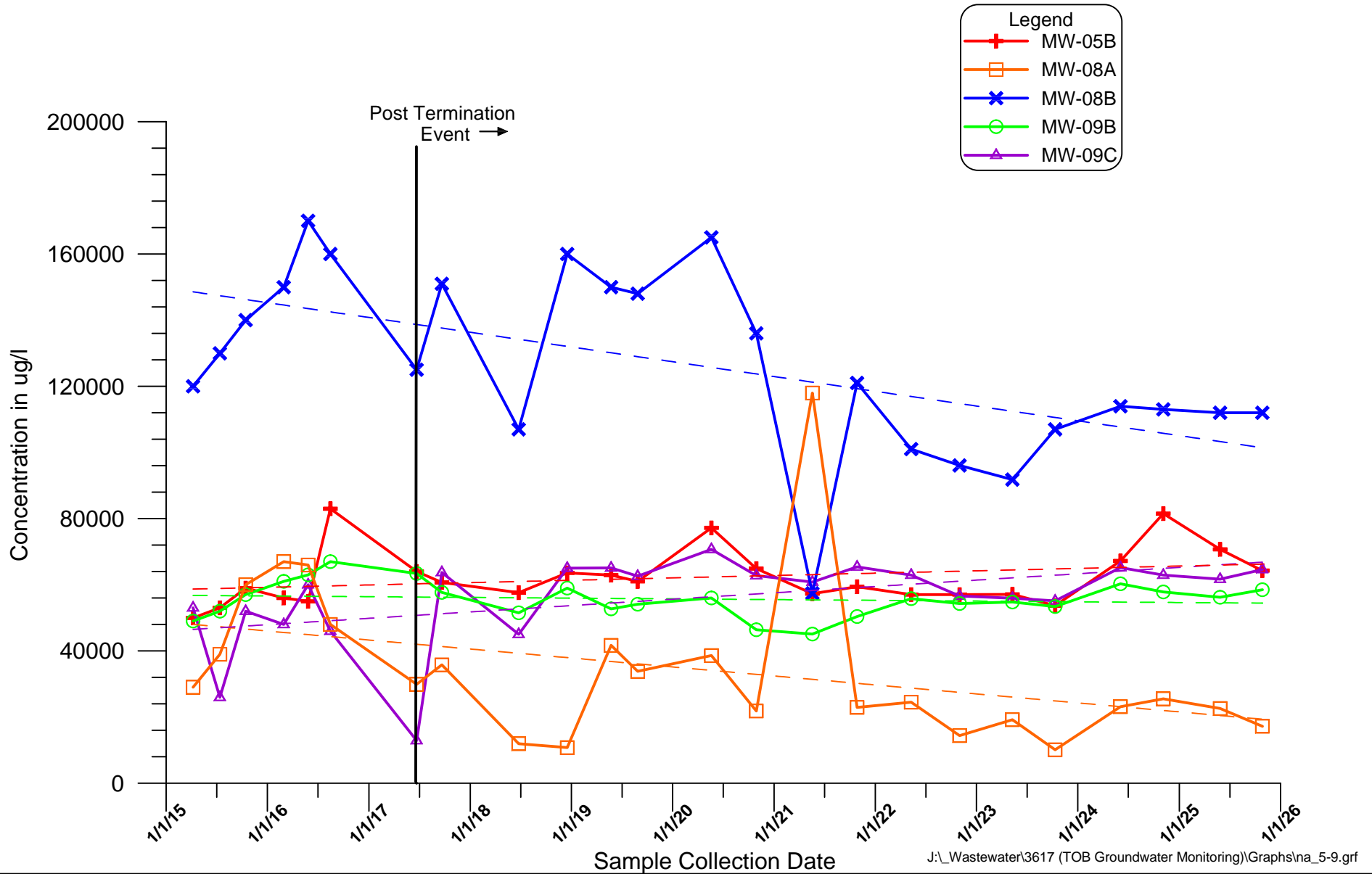




**Town of Oyster Bay  
Old Bethpage Landfill  
Historical Manganese  
Data for Wells LF-1, LF-2 & OBS-1**

**Figure  
E**

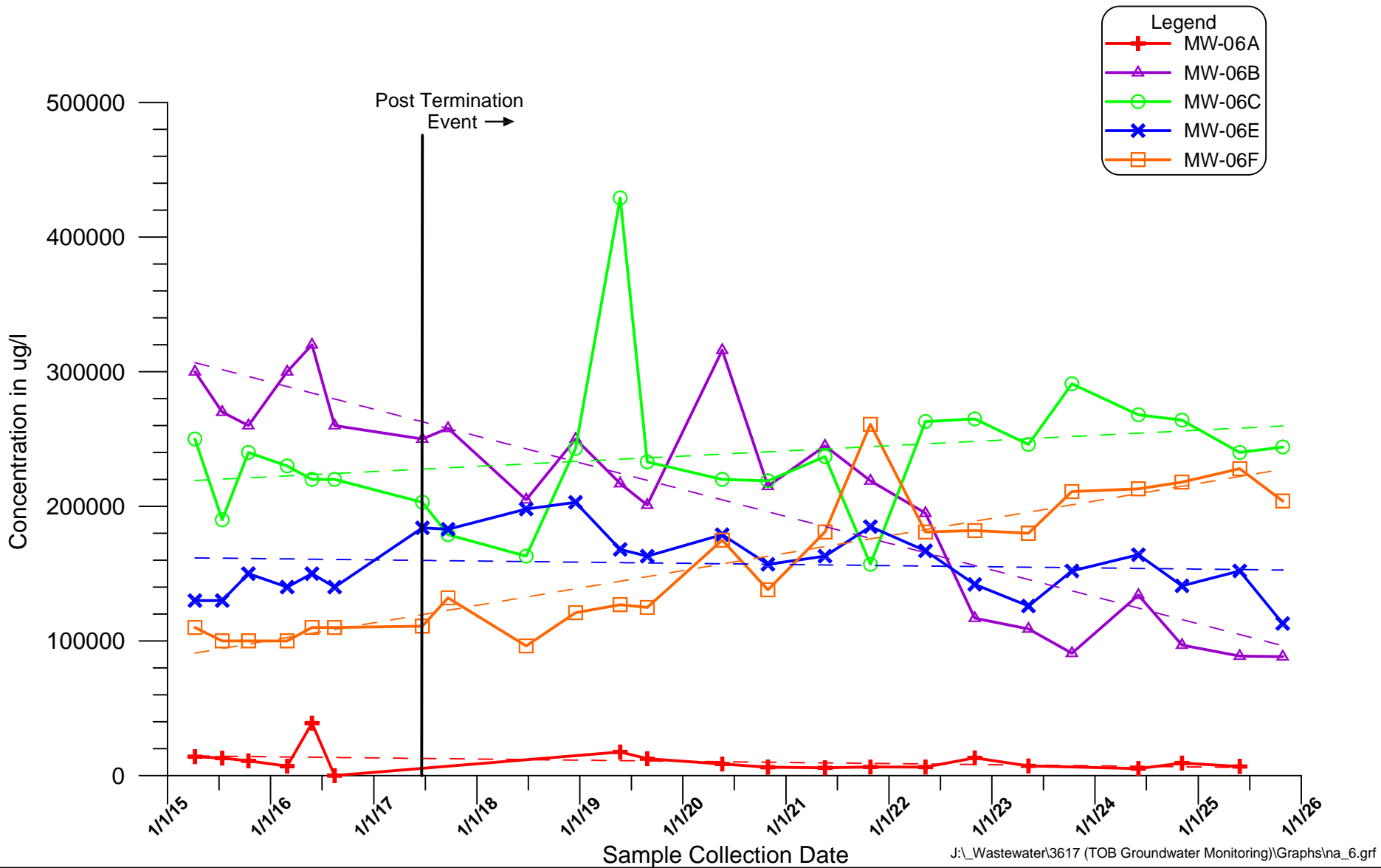




**Town of Oyster Bay  
Old Bethpage Landfill  
Historical Sodium  
Data for Monitoring Wells 5, 8, & 9**

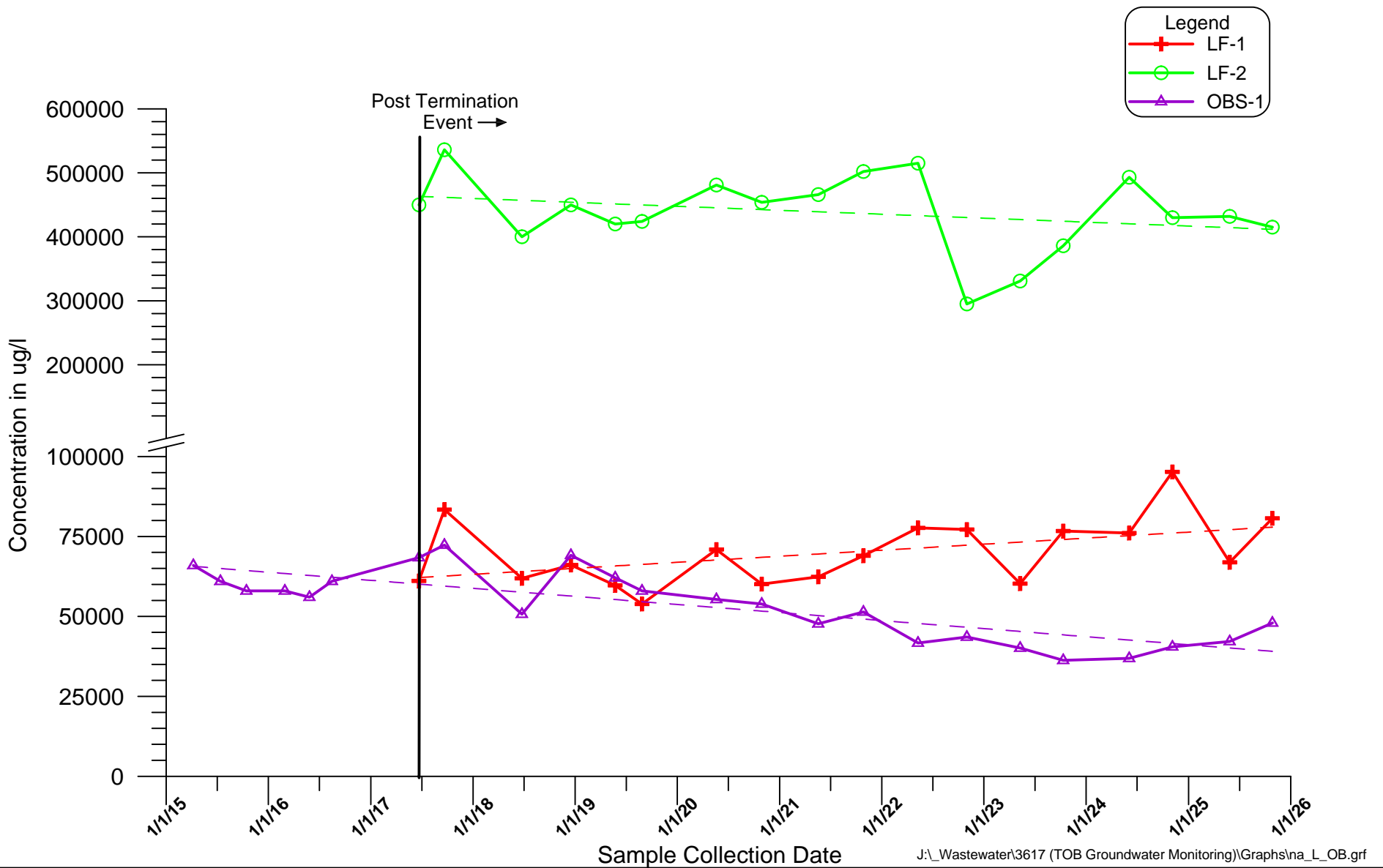
**Figure  
E**

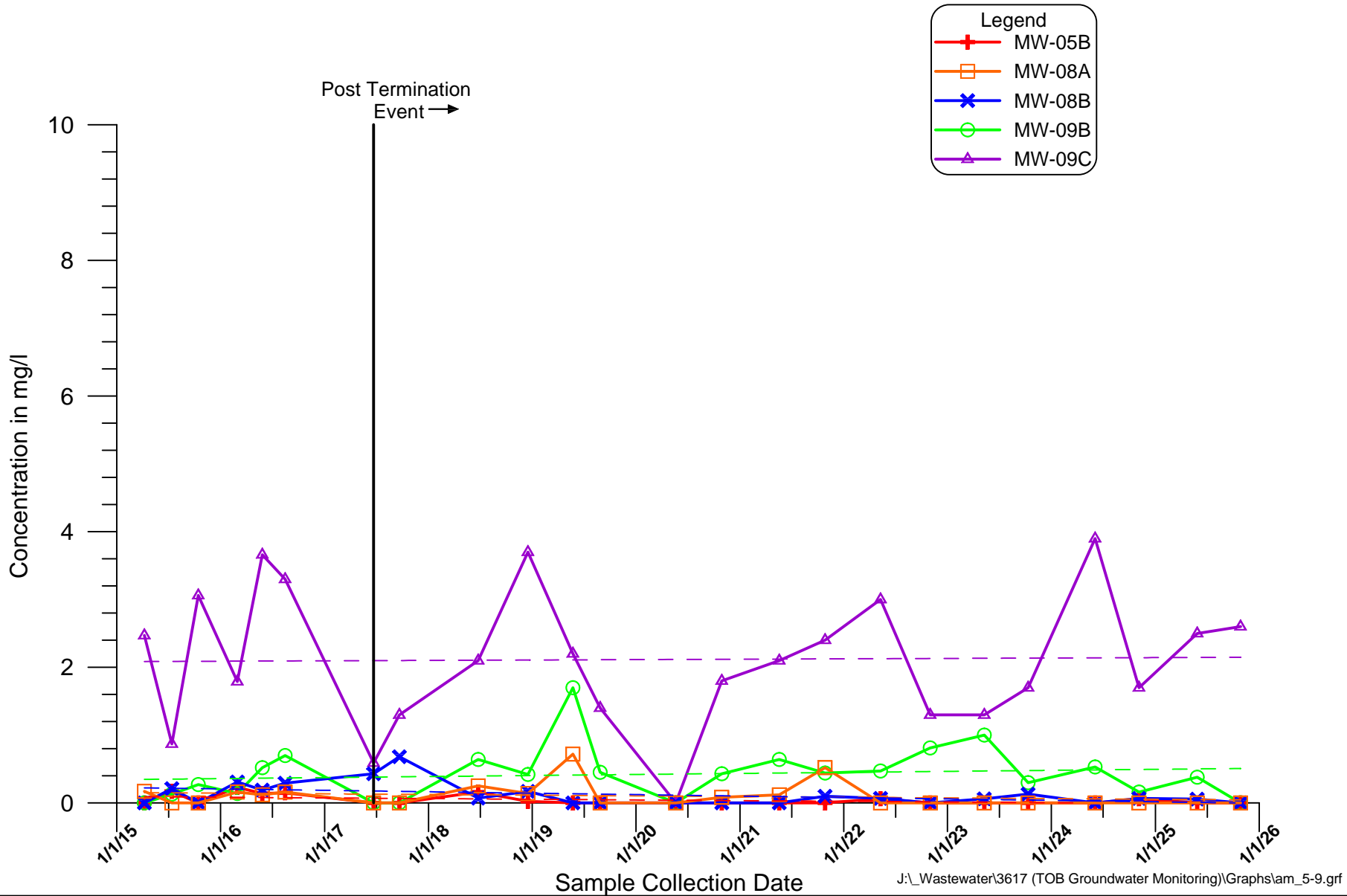


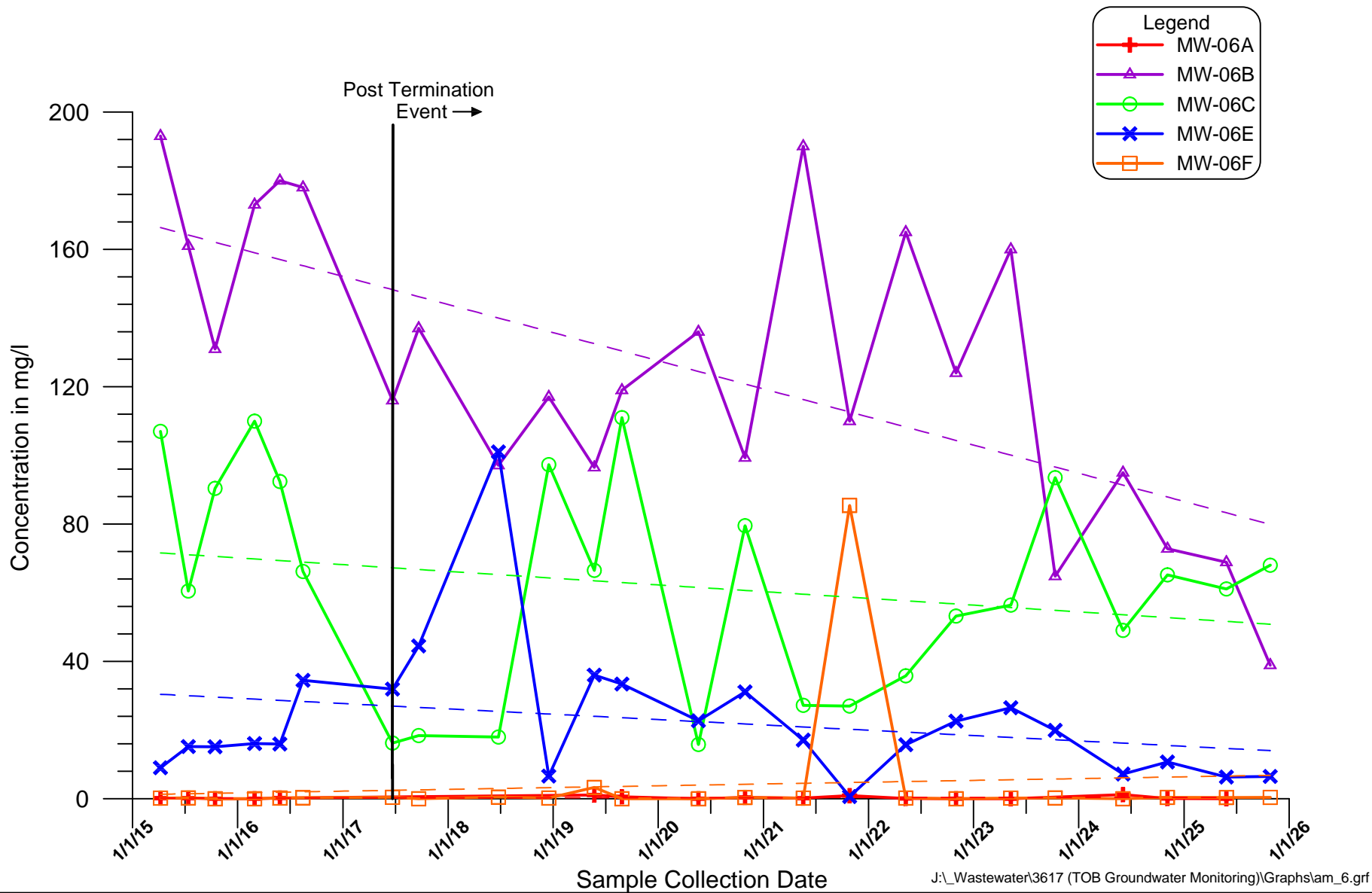


**Town of Oyster Bay  
Old Bethpage Landfill  
Historical Sodium  
Data for Monitoring Well Cluster 6**

**Figure  
E**



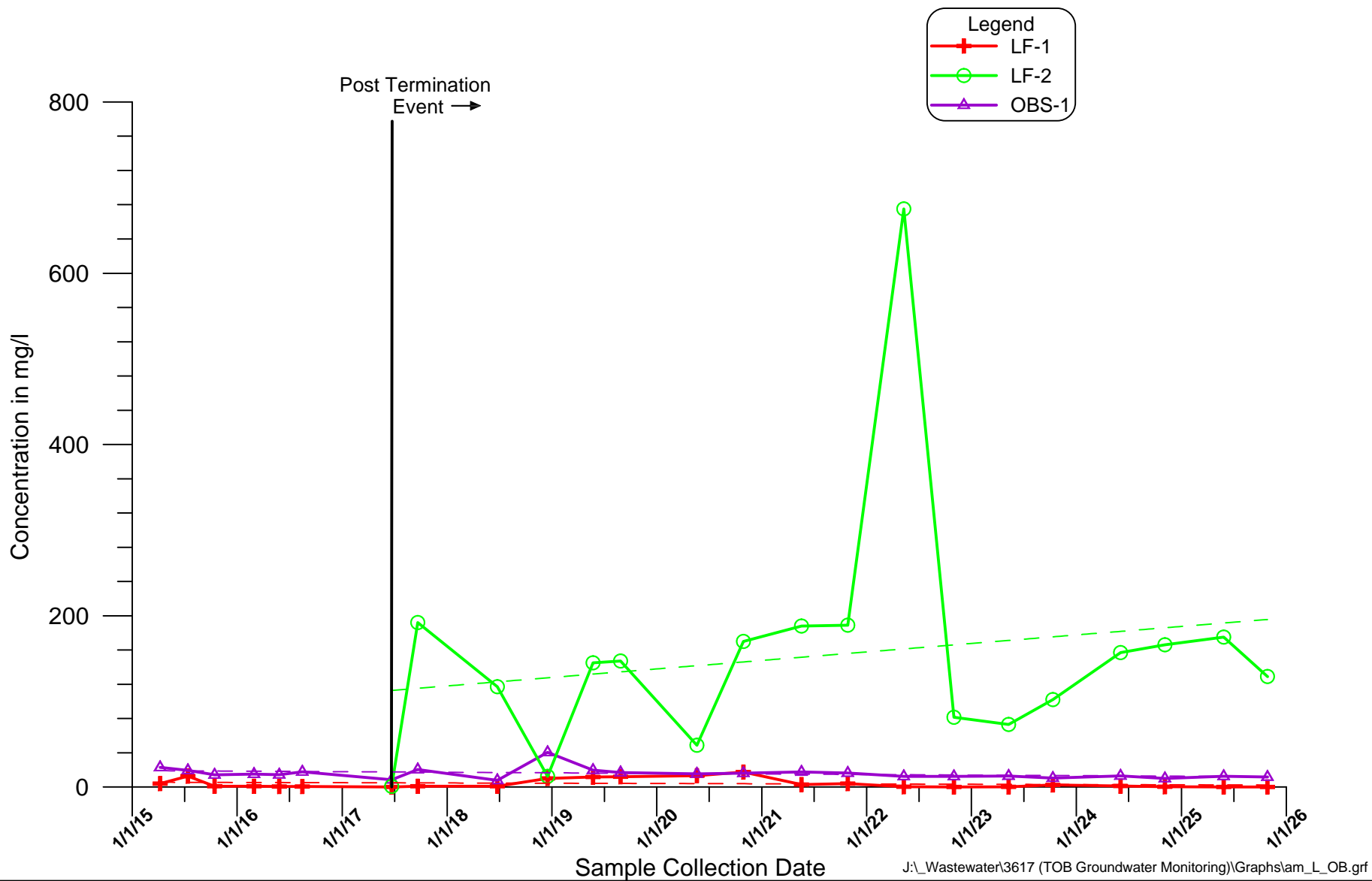




Town of Oyster Bay  
 Old Bethpage Landfill  
 Historical Ammonia  
 Data for Monitoring Well Cluster 6



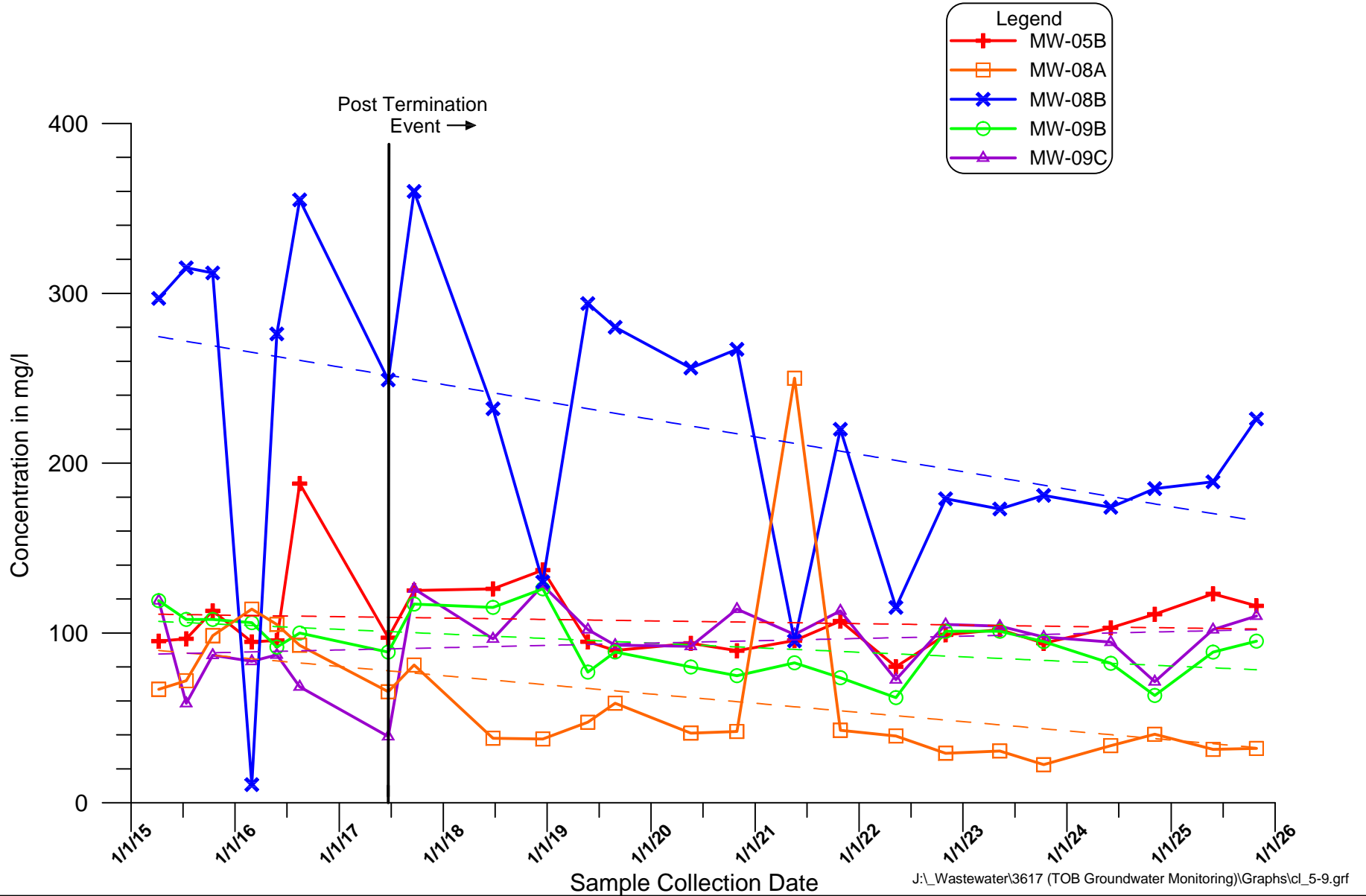
Figure E

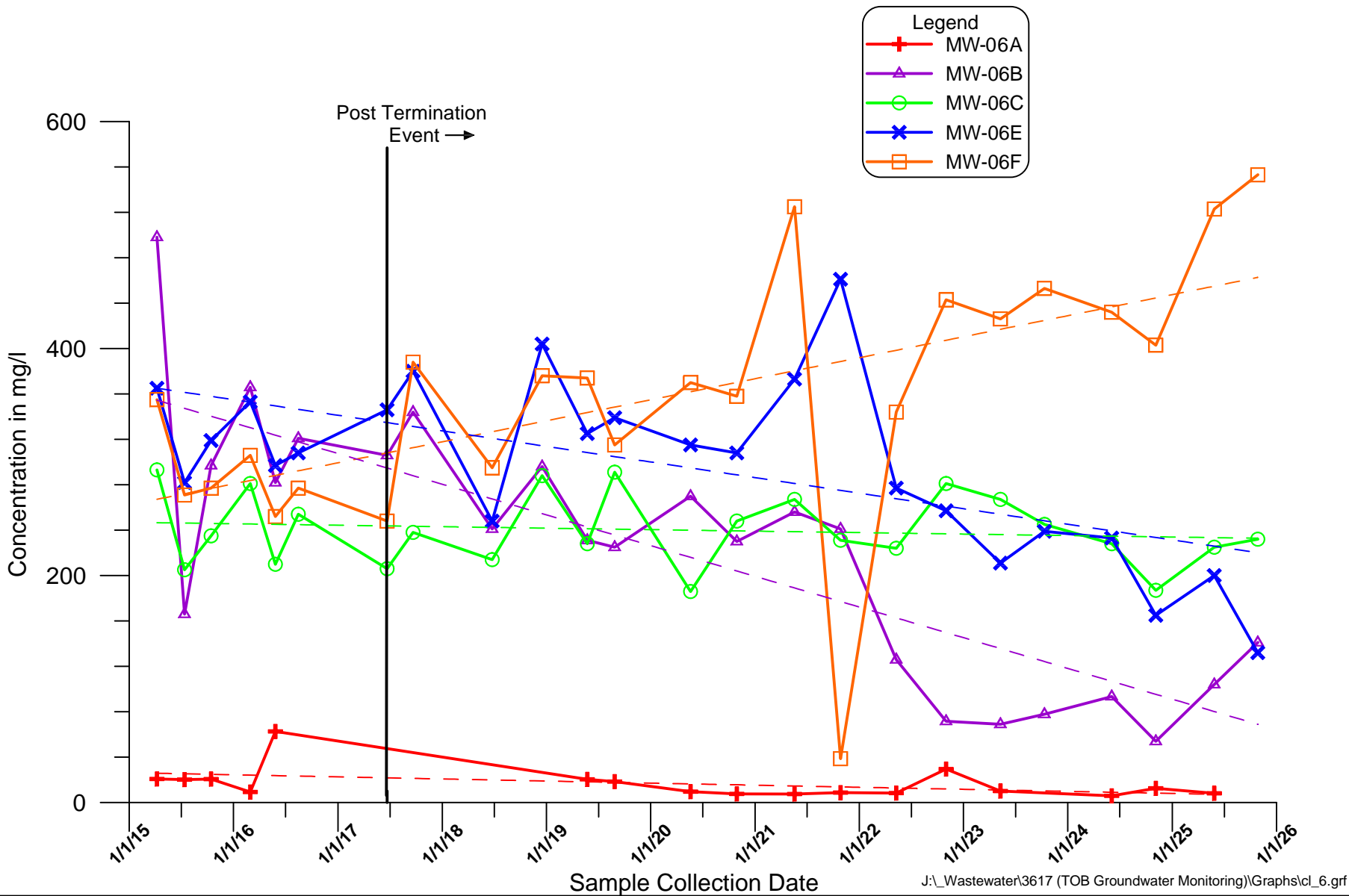


Town of Oyster Bay  
 Old Bethpage Landfill  
 Historical Ammonia  
 Data for Wells LF-1, LF-2 & OBS-1



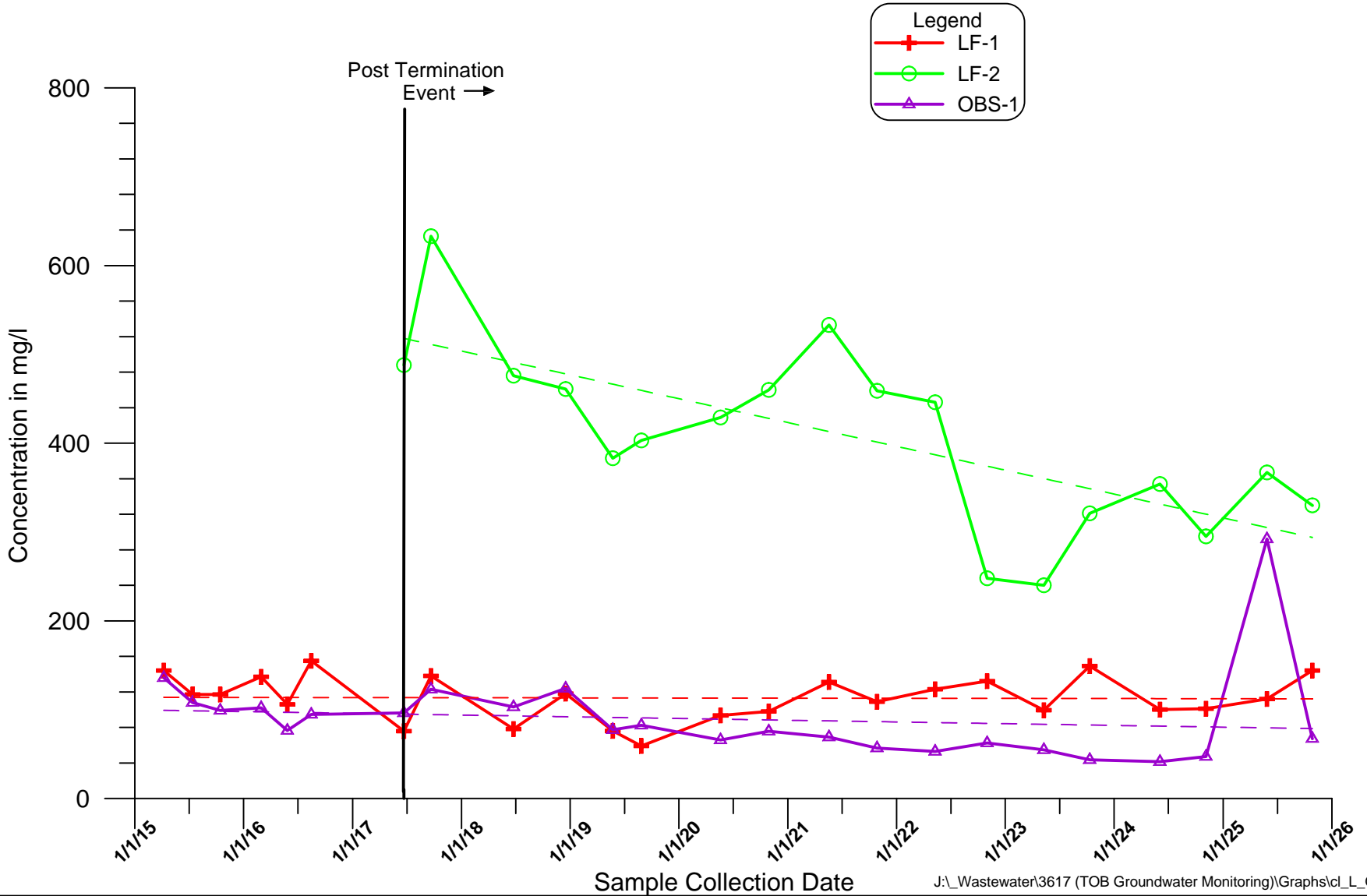
Figure E





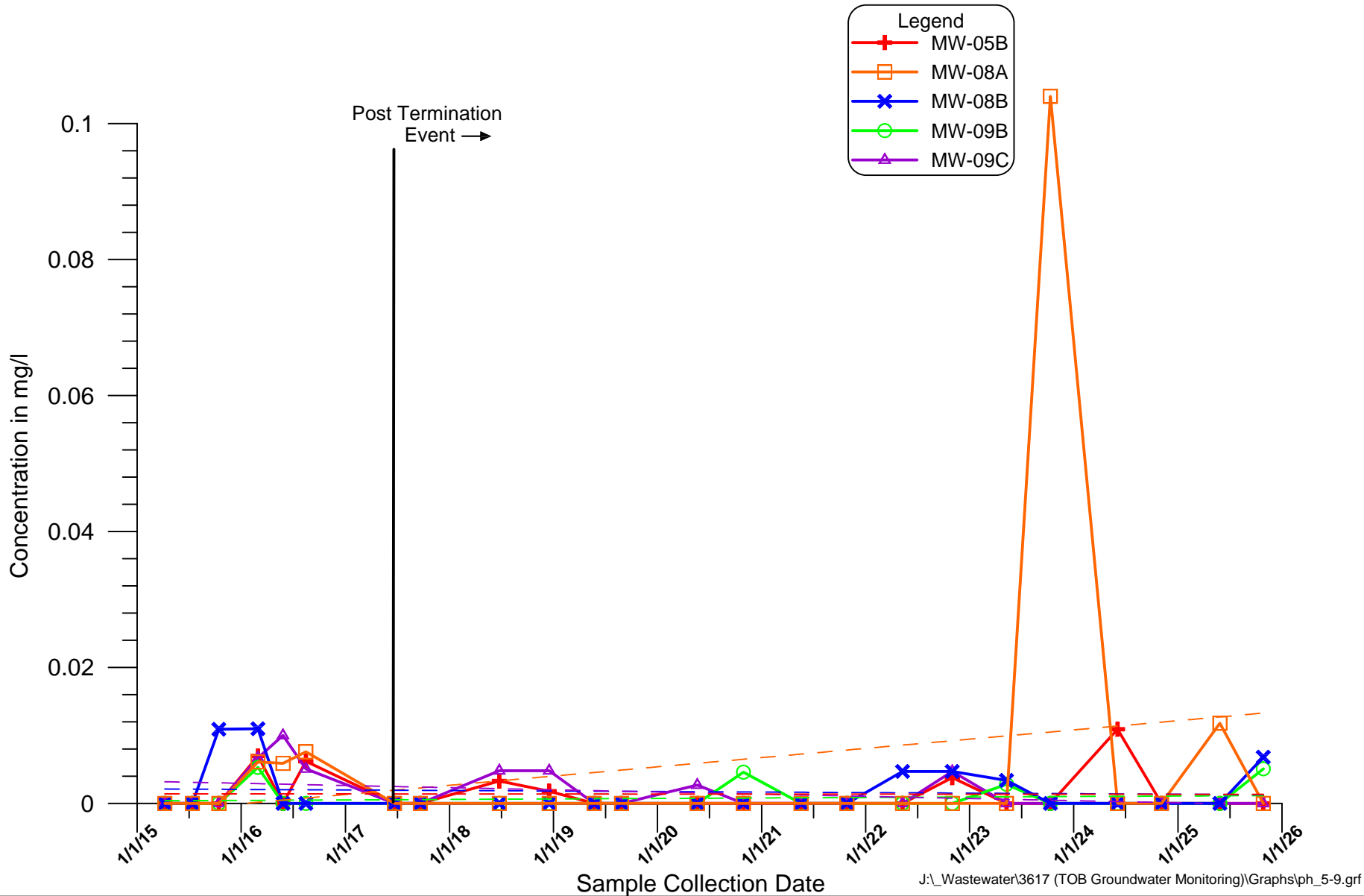
**Town of Oyster Bay  
Old Bethpage Landfill  
Historical Chloride  
Data for Monitoring Well Cluster 6**

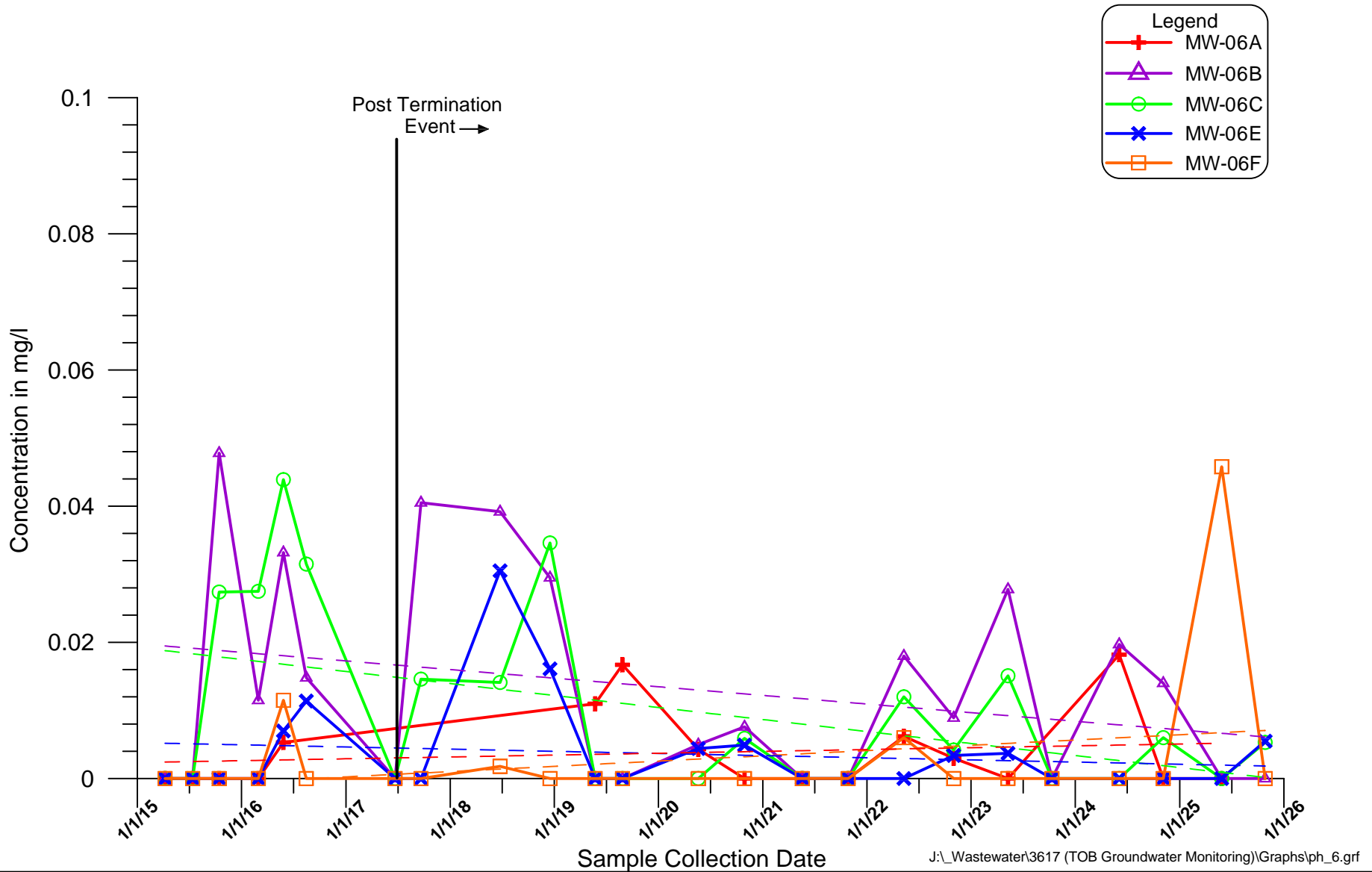
**Figure  
E**

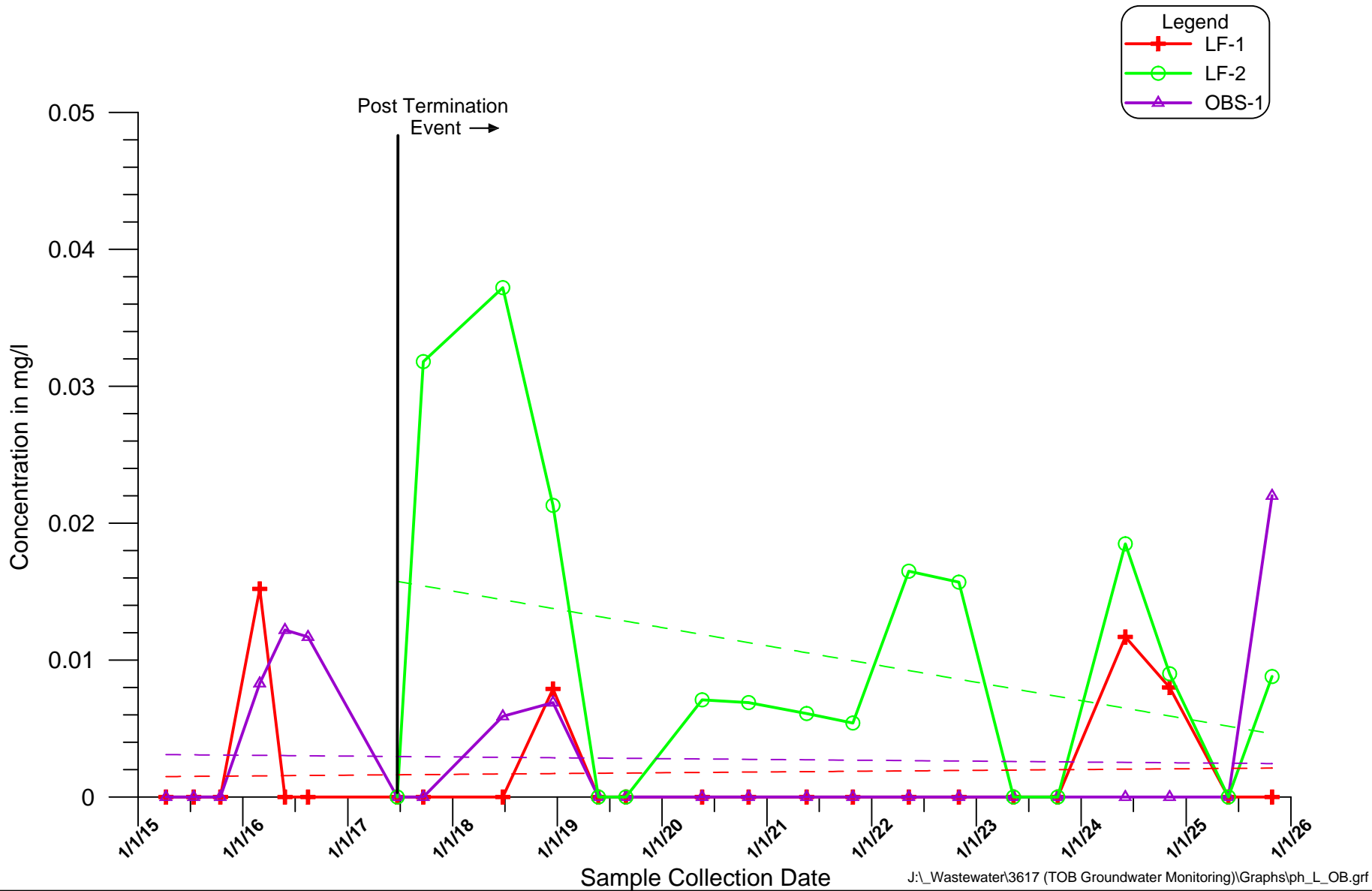


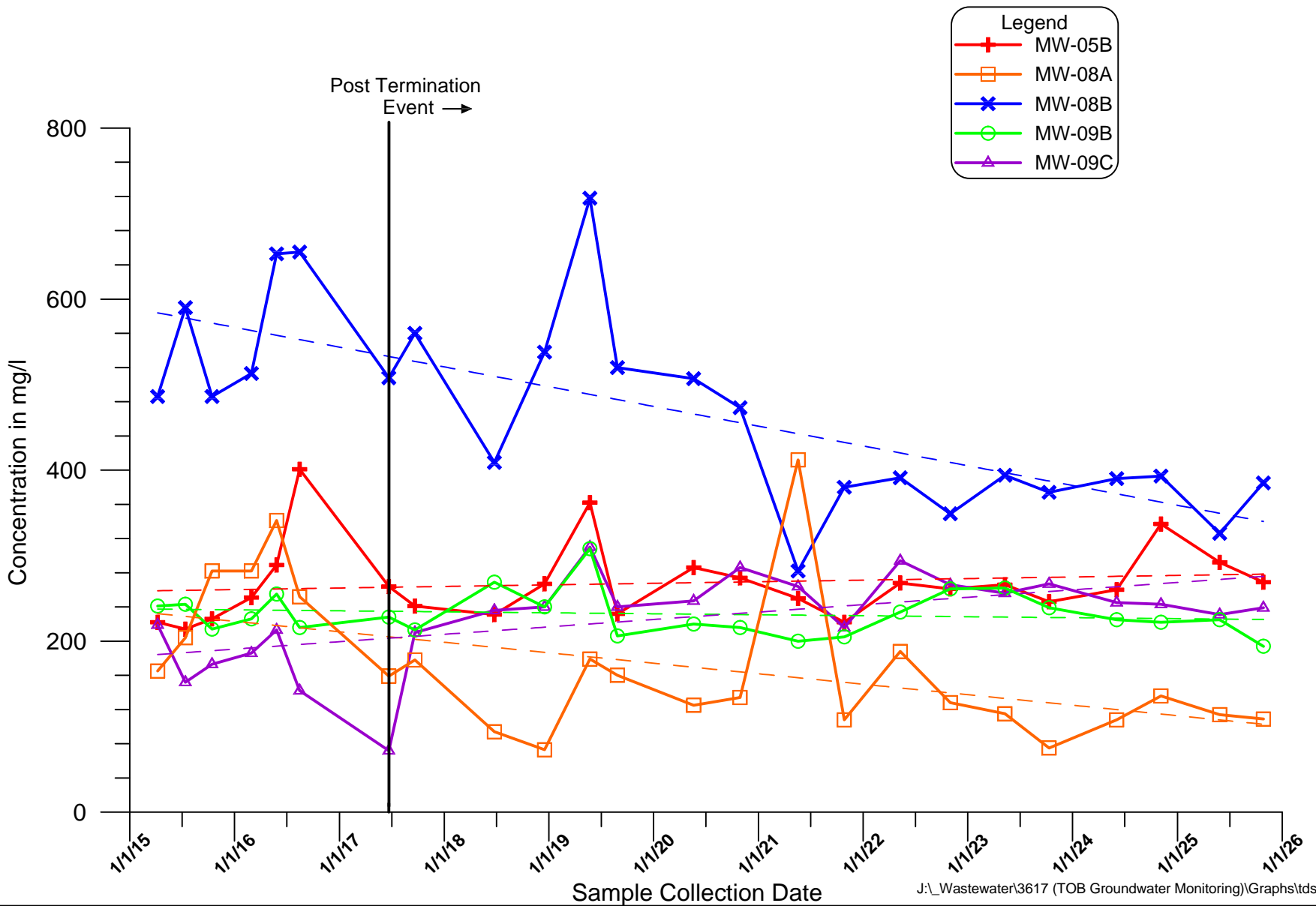
**Town of Oyster Bay  
Old Bethpage Landfill  
Historical Chloride  
Data for Wells LF-1, LF-2 & OBS-1**

**Figure  
E**







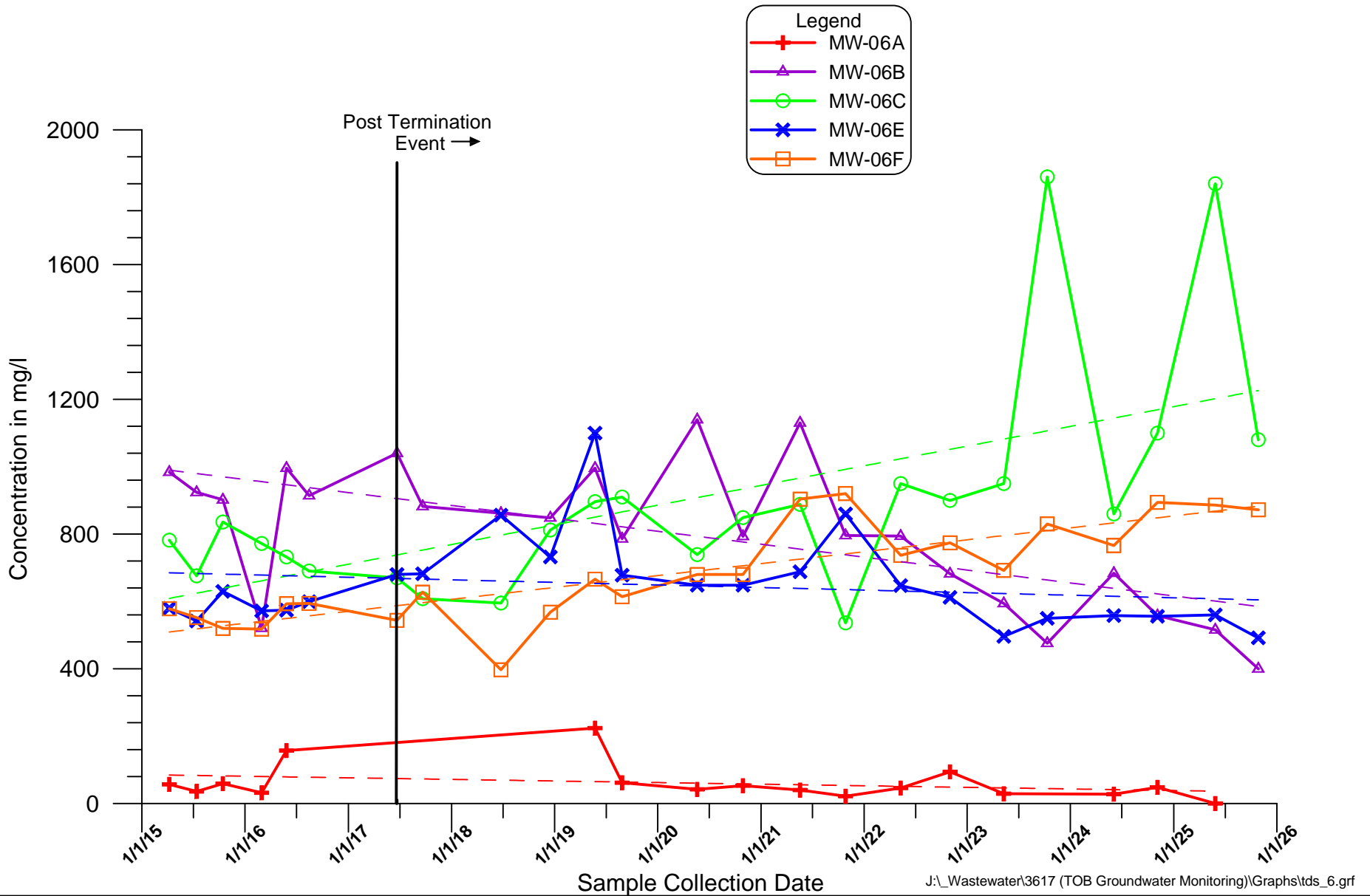


J:\\_Wastewater\3617 (TOB Groundwater Monitoring)\Graphs\tds\_5-9.grf

**Town of Oyster Bay  
Old Bethpage Landfill  
Historical Total Dissolved Solids  
Data for Monitoring Wells 5, 8, & 9**



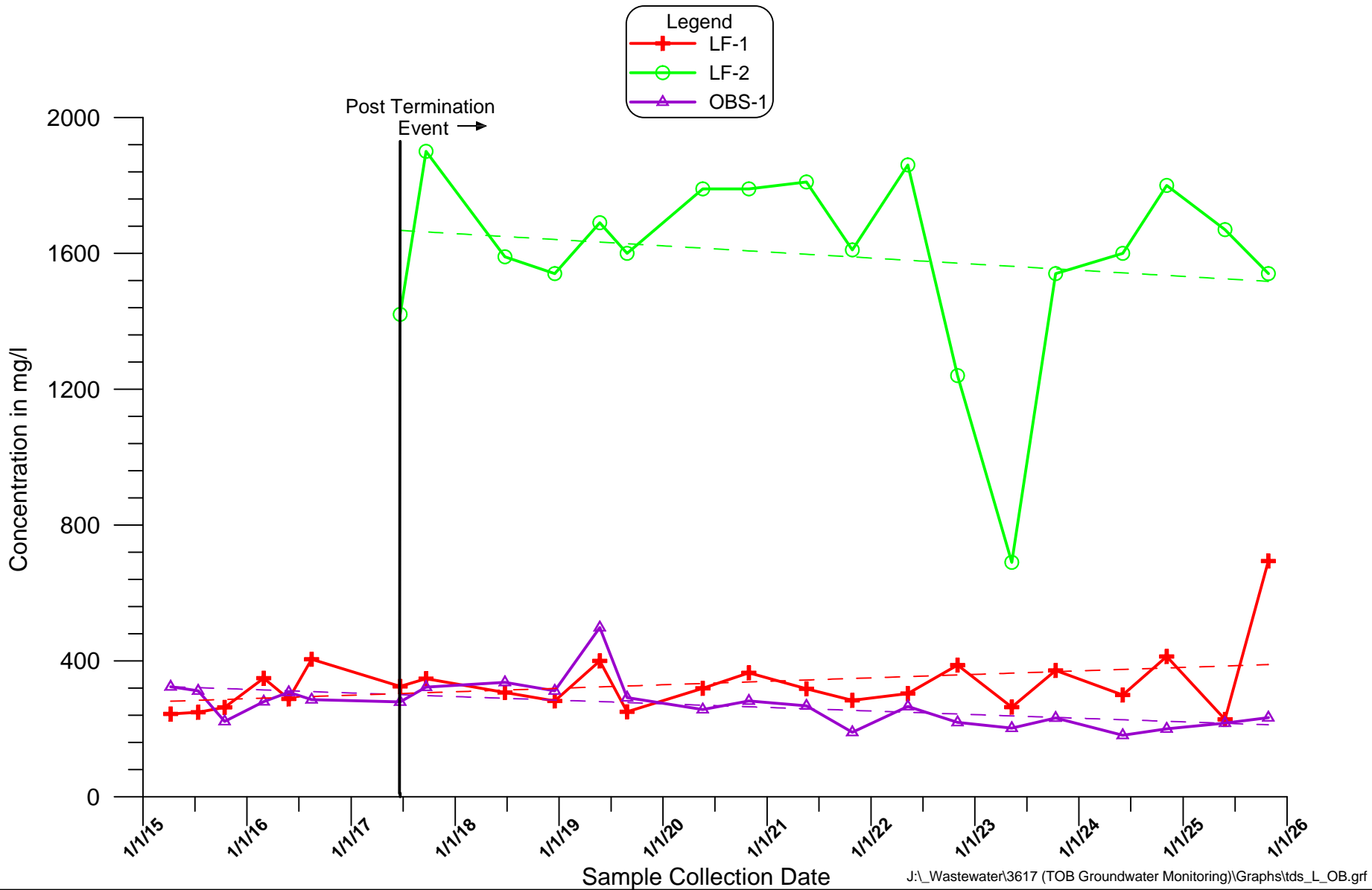
**Figure E**



Town of Oyster Bay  
 Old Bethpage Landfill  
 Historical Total Dissolved Solids  
 Data for Monitoring Well Cluster 6



Figure E



**Town of Oyster Bay  
Old Bethpage Landfill  
Historical Total Dissolved Solids  
Data for Wells LF-1, LF-2 & OBS-1**

**Figure  
E**



**APPENDIX F**

**PREVIOUSLY COLLECTED POST-TERMINATION  
GROUNDWATER MONITORING DATA**

Table 1  
 Old Bethpage Landfill Complex  
 Post-Termination Groundwater Monitoring Program  
 Monitoring Well Sample Results  
 Volatile Organic Compounds

Sample ID		LF-1	LF-2	MW-5B	MW-6B	MW-6C	MW-6E	MW-6F	MW-8A	MW-8B	MW-9B	MW-9C	OBS-1
Sample Date		06/22/2017	06/20/2017	06/20/2017	06/21/2017	06/21/2017	06/21/2017	06/21/2017	06/22/2017	06/22/2017	06/20/2017	06/20/2017	06/20/2017
Units in ug/l													
VOLATILE COMPOUNDS													
NYSDEC Class GA Standard or Guidance Value													
1,1,1-Trichloroethane	5	1 U	1 U	1 U	1 U	1 U	1 U	1 U	1 U	1 U	1 U	1 U	1 U
1,1-Dichloroethane	5	1 UJ	1 UJ	1 UJ	1 UJ	1 UJ	1 UJ	1 UJ	1 UJ	1 UJ	1 UJ	1 UJ	1 UJ
1,1-Dichloroethene	5	1 U	1 U	1 U	1 U	1 U	1 U	1 U	1 U	1 U	1 U	1 U	1 U
1,2-Dichlorobenzene	3	1 U	1 U	1 U	1 U	1 U	1 U	1 U	1 U	1 U	1 U	1 U	1 U
1,2-Dichloroethane	0.6	1 U	1 U	1 U	1 U	1 U	1 U	1 U	1 U	1 U	1 U	1 U	1 U
1,2-Dichloropropane	1	1 U	1 U	1 U	1 U	1 U	1 U	1 U	1 U	1 U	1 U	1 U	1 U
1,3-Dichlorobenzene	3	1 U	1 U	1 U	1.1 J	1 U	1 U	1 U	1 U	1 U	1 U	1 U	1 U
1,4-Dichlorobenzene	3	1 U	1 U	1 U	1.1 J	1 U	1 U	1 U	1 U	1 U	1 U	1 U	1 U
Benzene	1	1 U	1 U	1 U	0.71 J	1 U	1 U	1 U	1 U	1 U	1 U	1 U	1 U
Bromodichloromethane	50	1 U	1 U	1 U	1 U	1 U	1 U	1 U	1 U	1 U	1 U	1 U	1 U
Bromoform	50	1 U	1 U	1 U	1 U	1 U	1 U	1 U	1 U	1 U	1 U	1 U	1 U
Carbon Tetrachloride	5	1 U	1 U	1 U	1 U	1 U	1 U	1 U	1 U	1 U	1 U	1 U	1 U
Chlorobenzene	5	1 U	1 U	1 U	1.9 J	1 U	1.3	1 U	1 U	1 U	1 U	1 U	1.1
Chloroethane	5	1 U	1 U	1 U	1 U	1 U	1 U	1 U	1 U	1 U	1 U	1 U	1 U
Chloroform	7	1 U	1 U	1 U	1 U	1 U	1 U	1 U	1 U	1 U	1 U	1 U	1 U
Cis-1,2-Dichloroethylene	5	1 U	1 U	1 U	1 U	1 U	1 U	1 U	3.8	1 U	1 U	1 U	1 U
Dibromochloromethane	50	1 U	1 U	1 U	1 U	1 U	1 U	1 U	1 U	1 U	1 U	1 U	1 U
Dichlorodifluoromethane	5	1 U	1 U	1 U	1 U	1 U	1 U	1 U	1 U	1 U	1 U	1 U	1 U
Ethylbenzene	5	1 U	1 U	1 U	1 U	1 U	1 U	1 U	1 U	1 U	1 U	1 U	1 U
Isopropylbenzene (Cumene)	5	1 U	1 U	1 U	1.2 J	1 U	1 U	1 U	1 U	1 U	1 U	1 U	1 U
Methylene Chloride	5	1 U	1 U	1 U	1 U	1 U	1 U	1 U	1 U	1 U	1 U	1 U	1 U
n-Butylbenzene	5	1 UJ	1 UJ	1 UJ	1 UJ	1 UJ	1 UJ	1 UJ	1 UJ	1 UJ	1 UJ	1 UJ	1 UJ
tert-Butylbenzene	5	1 U	1 U	1 U	1 U	1 U	1 U	1 U	1 U	1 U	1 U	1 U	1 U
Tetrachloroethylene(PCE)	5	1 U	1 U	1 U	1 U	1 U	1 U	1 U	5.6	1 U	1 U	1 U	1 U
Toluene	5	1 U	1 U	1 U	1 U	1 U	1 U	1 U	1 U	1 U	1 U	1 U	1 U
Trans-1,2-Dichloroethene	5	1 U	1 U	1 U	1 U	1 U	1 U	1 U	1 U	1 U	1 U	1 U	1 U
Trichloroethylene (TCE)	5	1 U	1 U	1 U	1 U	1 U	1 U	1 U	1.7	1 U	1 U	1 U	1 U
Vinyl Chloride	2	1 U	1 U	1 U	1 U	1 U	1 U	1 U	1 U	1 U	1 U	1 U	1 U
Xylenes, Total	5	2 U	2 U	2 U	2 U	2 U	2 U	2 U	2 U	2 U	2 U	2 U	2 U
Total Volatile Compounds	--	ND	ND	ND	6.01	ND	1.3	ND	11.1	ND	ND	ND	1.1

Footnotes/Qualifiers:

- ug/l Micrograms per liter
- U Compound was analyzed for but not detected
- J Estimated value or limit
- No standard

**Exceeds NYSDEC Class GA Standard or Guidance Value**

Note that well MW-06A was dry and could not be sampled



Table 2  
 Old Bethpage Landfill Complex  
 Post-Termination Groundwater Monitoring Program  
 Monitoring Well Sample Results  
 Total and Dissolved Metals

Units in ug/l	Sample ID Sample Date Type:	LF-1	LF-1	LF-2	LF-2	MW-5B	MW-5B	MW-6B	MW-6B	MW-6C	MW-6C	MW-6E	MW-6E
		06/22/2017 Total	06/22/2017 Dissolved	06/20/2017 Total	06/20/2017 Dissolved	06/20/2017 Total	06/20/2017 Dissolved	06/21/2017 Total	06/21/2017 Dissolved	06/21/2017 Total	06/21/2017 Dissolved	06/21/2017 Total	06/21/2017 Dissolved
METALS	NYSDEC Class GA Standard or Guidance Value												
Aluminum	--	112 J	200 U	195 J	48.8 J	200 U	200 U	437	200 U	41.7 J	200 U	39.4 J	200 U
Barium	1000	368	8.9 J	56.9 J	42.9 J	55.3 J	31.6 J	59 J	37.6 J	43.7 J	21.9 J	196 J	151 J
Calcium	--	28900 J	24200	28800	21400	14600	12300	17300	13800	42400	34800	33800	27700
Chromium	50	10 U	10 U	7.6 J	2.9 J	4.7 J	10 U	4.9 UB	10 U	10 U	10 U	10 U	10 U
Copper	200	41.4 J	2.8 J	90.1	71.7	25 U	25 U	23.7 J	11.5 J	4.8 J	25 U	4.9 J	25 U
Iron	300	<b>57400</b>	100 U	<b>1080</b>	23 J	112	100 U	<b>21800</b>	53.1 J	<b>26600</b>	100 U	<b>29300</b>	<b>610</b>
Lead	25	5 U	5 U	<b>370</b>	<b>32</b>	4 UB	5 U	24.1	1.3 J	3.8 UB	5 U	2.9 UB	5 U
Magnesium	35000	17600	15000	11400	10000	6870	5900	13300	11100	10300	8670	15400	12900
Manganese	300	<b>11200</b>	11.3 UB	120 J	40.7	<b>5760 J</b>	<b>5220</b>	153 J	48	134 J	77.2	<b>665 J</b>	<b>513</b>
Mercury	0.7	0.087 UB	0.067 UB	0.1 UB	0.2 U	0.097 UB	0.10 UB	0.038 UB	0.067 UB	0.047 UB	0.066 UB	0.18 UB	0.066 UB
Nickel	100	8.2 J	2.1 J	12.7 J	9.7 J	4.3 J	3.1 J	17.6 J	13.2 J	7.6 UB	6.3 J	15.3 J	10 J
Potassium	--	9820	7540	148000	122000	12600	10200	88800	74200	26100	22400	33800	29000
Sodium	20000	<b>61100</b>	<b>54500</b>	<b>450000</b>	<b>404000</b>	<b>64000</b>	<b>54900</b>	<b>250000</b>	<b>214000</b>	<b>203000</b>	<b>176000</b>	<b>184000</b>	<b>157000</b>
Zinc	2000	509	7.9 UB	147	53.9	7 UB	5.7 UB	43.1	17.1 J	29.1	11 J	50.1	11.1 J

Footnotes/Qualifiers:

- ug/l Micrograms per liter
- U Compound was analyzed for but not detected
- J Estimated detection limit or value
- UB Non-detect based on blank results
- No standard

**Exceeds NYSDEC Class GA Standard or Guidance Value**

Note that well MW-06A was dry and could not be sampled

Table 2  
 Old Bethpage Landfill Complex  
 Post-Termination Groundwater Monitoring Program  
 Monitoring Well Sample Results  
 Total and Dissolved Metals

Units in ug/l	Sample ID Sample Date Type:	MW-6F	MW-6F	MW-8A	MW-8A	MW-8B	MW-8B	MW-9B	MW-9B	MW-9C	MW-9C	OBS-1	OBS-1
		06/21/2017 Total	06/21/2017 Dissolved	06/22/2017 Total	06/22/2017 Dissolved	06/22/2017 Total	06/22/2017 Dissolved	06/20/2017 Total	06/20/2017 Dissolved	06/20/2017 Total	06/20/2017 Dissolved	06/20/2017 Total	06/20/2017 Dissolved
	NYSDEC Class GA Standard or Guidance Value												
<b>METALS</b>													
Aluminum	--	90.3 J	38.4 J	91 J	14 J	100 J	200 U	51 J	200 U	19.2 J	200 U	29.5 J	200 U
Barium	1000	201	172 J	69.5 J	62.2 J	109 J	92 J	94.4 J	88.2 J	36.2 J	30.9 J	91.1 J	73 J
Calcium	--	33700	27700	5940 J	5180	30200 J	27600	16500	13900	3760	3650	16900	16800
Chromium	50	3.3 UB	10 U	4.4 J	10 U	10.4	10 U	3.5 J	10 U	3.6 J	10 U	1.7 J	10 U
Copper	200	6.6 J	7.8 J	85.5 J	89.4	4.8 J	25 U	10.6 J	25 U	12.4 J	4.2 J	2.8 J	3.9 J
Iron	300	<b>756</b>	32.9 J	<b>328</b>	100 U	<b>352</b>	100 U	<b>752</b>	100 U	<b>875</b>	100 U	<b>1390</b>	100 U
Lead	25	7.1 UB	3 J	3.8 UB	4 J	7.7 UB	5 U	6.6 UB	5 U	8.1 UB	5 U	5.6 UB	5 U
Magnesium	35000	12400	10500	5850	5040	7770	6810	6100	5390	1900	2430	12000	12100
Manganese	300	141 J	120	162	155	<b>647</b>	<b>540</b>	<b>2510 J</b>	<b>3090</b>	77.8 J	60.8	<b>3190 J</b>	<b>2950</b>
Mercury	0.7	0.14 UB	0.2 U	0.07 UB	0.07 UB	0.094 UB	0.063 UB	0.1 UB	0.1 UB	0.098 UB	0.098 UB	0.14 UB	0.11 UB
Nickel	100	39.7 J	35.5 J	5.7 J	5.6 J	11.1 J	7.5 J	3.7 J	1.8 J	3 J	1.7 J	3.4 J	3.5 J
Potassium	--	7510	6450	14700	13400	9900	8770	8990	7100	2950 J	3080 J	18100	16700
Sodium	20000	<b>111000</b>	<b>91600</b>	<b>29900</b>	<b>24100</b>	<b>125000</b>	<b>113000</b>	<b>63400</b>	<b>52600</b>	12900	15800	<b>68400</b>	<b>63200</b>
Zinc	2000	1600	1400	302	386	32	25.1	17.8 J	5.6 UB	15.2 J	9.8 UB	33.4	9 UB

Footnotes/Qualifiers:

- ug/l Micrograms per liter
- U Compound was analyzed for but not detected
- J Estimated detection limit or value
- UB Non-detect based on blank results
- No standard

**Exceeds NYSDEC Class GA Standard or Guidance Value**

Note that well MW-06A was dry and could not be sampled

Table 3  
 Old Bethpage Landfill Complex  
 Post-Termination Groundwater Monitoring Program  
 Monitoring Well Sample Results  
 Leachate Indicator Parameters

Sample ID Sample Date		LF-1 06/22/2017	LF-2 06/20/2017	MW-5B 06/20/2017	MW-6B 06/21/2017	MW-6C 06/21/2017	MW-6E 06/21/2017	MW-6F 06/21/2017	MW-8A 06/22/2017	MW-8B 06/22/2017	MW-9B 06/20/2017	MW-9C 06/20/2017	OBS-1 06/20/2017
Units in mg/l													
LEACHATE INDICATORS	NYSDEC Class GA Standard or Guidance Value												
Alkalinity, Total	---	112 J	466 J	30 J	905 J	331 J	177 J	3.6 J	7.2 J	45 J	34.4 J	12 J	144 J
Alkalinity,Bicarbonate	---	112	466 J	30 J	905 J	331 J	177 J	3.6 J	7.2	45	34.4 J	12 J	144 J
Alkalinity,Carbonate	---	1 U	1 U	1 U	1 U	1 U	1 U	1 U	1 U	1 U	1 U	1 U	1 U
Chloride	250	75.8	<b>488</b>	97.2	<b>306</b>	206	<b>346</b>	248	65.4	249	88.7	39	96.3
Cyanide	0.2	0.01 U	0.01 U	0.01 U	0.01 U	0.01 U	0.01 U	0.01 U	0.01 U	0.01 U	0.01 U	0.01 U	0.01 U
Hardness	---	190	120	70	120	176	152	180	40	104	72	19	100
Hexavalent Chromium	0.05	0.02 U	0.02 U	0.02 U	0.0064 J	0.023 J	0.014 J	0.02 U	0.02 U	0.02 U	0.02 U	0.02 U	0.02 U
Nitrogen, Ammonia	2	0.026 UB	0.68 J	0.03 UB	<b>116</b>	<b>16.2</b>	<b>31.9</b>	0.42	0.021 UB	0.43	0.19 UB	0.59 J	<b>8.4 J</b>
Nitrogen, Kjeldahl, Total	---	0.65 J	3.2	0.1 U	114 J	12.4 J	30.2 J	0.1 UJ	0.1 UJ	0.65 J	0.35	0.9	9.1
Nitrate	10	5.5	5.6	5.6	0.091 J	0.034 J	1.7 J	3.3 J	4.5	0.63	4	0.75	0.19
Nitrite	1	0.05 U	0.045 J	0.068	0.05 U	0.05 U	0.05 U	0.022 UB	0.012 J	0.05 U	0.05 U	0.05 U	0.05 U
Phenolics, Total	0.001	0.0011 UB	0.0021 UB	0.0016 UB	0.017 UB	0.0135 UB	0.0049 UB	0.0034 UB	0.0011 UB	0.0029 UB	0.0025 UB	0.003 UB	0.0094 UB
Sulfate	250	45.4	40.8	18.8	1 J	42.4	20.9	0.48 J	37.9	35.3	19.9	10.6	27.8
Total Dissolved Solids	---	325	1420	264	1040	670	680	544	159	508	228	72	279

Footnotes/Qualifiers:

- mg/l Milligrams per liter
- U Compound was analyzed for but not detected
- J Estimated detection limit or value
- No standard

**Exceeds NYSDEC Class GA Standard or Guidance Value**

Note that well MW-06A was dry and could not be sampled

Table 1  
 Old Bethpage Landfill Complex  
 Post-Termination Groundwater Monitoring Program  
 Monitoring Well Sample Results  
 Volatile Organic Compounds

Sample ID Sample Date		LF-1 09/21/17	LF-2 09/21/17	MW-5B 09/21/17	MW-6B 09/22/17	MW-6C 09/22/17	MW-6E 09/22/17	MW-6F 09/22/17	MW-8A 09/22/17	MW-8B 09/22/17	MW-9B 09/21/17	MW-9C 09/21/17	OBS-1 09/21/17
Units in ug/l													
VOLATILE COMPOUNDS													
	NYSDEC Class GA Standard or Guidance Value												
1,1,1-Trichloroethane	5	1 U	1 U	1 U	1 U	1 U	1 U	1 U	1 U	1 U	1 U	1 U	1 U
1,1-Dichloroethane	5	1 U	1 U	1 U	1 U	1 U	1 U	1 U	1 U	1 U	1 U	1 U	1 U
1,1-Dichloroethene	5	1 U	1 U	1 U	1 U	1 U	1 U	1 U	1 U	1 U	1 U	1 U	1 U
1,2-Dichlorobenzene	3	1 U	1.3	1 U	1.1	1 U	1 U	1 U	1 U	1 U	1 U	1 U	1 U
1,2-Dichloroethane	0.6	1 UJ	1 UJ	1 UJ	1 UJ	1 UJ	1 UJ	1 UJ	1 UJ	1 UJ	1 UJ	1 UJ	1 UJ
1,2-Dichloropropane	1	1 UJ	1 UJ	1 UJ	1 UJ	1 UJ	1 UJ	1 UJ	1 UJ	1 UJ	1 UJ	1 UJ	1 UJ
1,3-Dichlorobenzene	3	1 U	1 U	1 U	1 U	1 U	1 U	1 U	1 U	1 U	1 U	1 U	1 U
1,4-Dichlorobenzene	3	1 U	3.3	1 U	3.8	1 U	1.0	1 U	1 U	1 U	1 U	1 U	1.2
Benzene	1	1 U	3.4	1 U	1.9	1 U	1 U	1 U	1 U	1 U	1 U	1 U	1 U
Bromodichloromethane	50	1 U	1 U	1 U	1 U	1 U	1 U	1 U	1 U	1 U	1 U	1 U	1 U
Bromoform	50	1 U	1 U	1 U	1 U	1 U	1 U	1 U	1 U	1 U	1 U	1 U	1 U
Carbon Tetrachloride	5	1 U	1 U	1 U	1 U	1 U	1 U	1 U	1 U	1 U	1 U	1 U	1 U
Chlorobenzene	5	1 U	2.7	1 U	7.7	1 U	3.2	1 U	1 U	1 U	1 U	1 U	1.8
Chloroethane	5	1 U	1 U	1 U	1 U	1 U	1 U	1 U	1 U	1 U	1 U	1 U	1 U
Chloroform	7	1 U	1 U	1 U	1 U	1 U	1 U	1 U	1 U	1 U	1 U	1 U	1 U
Cis-1,2-Dichloroethylene	5	1 U	1 U	1 U	1 U	1 U	1 U	1 U	6.4	1 U	1 U	1 U	1 U
Dibromochloromethane	50	1 U	1 U	1 U	1 U	1 U	1 U	1 U	1 U	1 U	1 U	1 U	1 U
Dichlorodifluoromethane	5	1 U	1 U	1 U	1 U	1 U	1 U	1 U	1 U	1 U	1 U	1 U	1 U
Ethylbenzene	5	1 U	1 U	1 U	1 U	1 U	1 U	1 U	1 U	1 U	1 U	1 U	1 U
Isopropylbenzene (Cumene)	5	1 U	9.7	1 U	6.0	1 U	1.4	1 U	1 U	1 U	1 U	1 U	1 U
Methylene Chloride	5	1 U	1 U	1 U	1 U	1 U	1 U	1 U	1 U	1 U	1 U	1 U	1 U
n-Butylbenzene	5	1 UJ	1 UJ	1 UJ	1 UJ	1 UJ	1 UJ	1 UJ	1 UJ	1 UJ	1 UJ	1 UJ	1 UJ
tert-Butylbenzene	5	1 U	1 U	1 U	1 U	1 U	1 U	1 U	1 U	1 U	1 U	1 U	1 U
Tetrachloroethylene(PCE)	5	1 U	1 U	1 U	1 U	1 U	1 U	1 U	5.5	1 U	1 U	1 U	1 U
Toluene	5	1 U	1 U	1 U	1 U	1 U	1 U	1 U	1 U	1 U	1 U	1 U	1 U
Trans-1,2-Dichloroethene	5	1 U	1 U	1 U	1 U	1 U	1 U	1 U	1 U	1 U	1 U	1 U	1 U
Trichloroethylene (TCE)	5	1 U	1 U	1 U	1 U	1 U	1 U	1 U	2.8	1 U	1 U	1.3	1 U
Vinyl Chloride	2	1 U	1 U	1 U	1 U	1 U	1 U	1 U	1 U	1 U	1 U	1 U	1 U
Xylenes, Total	5	2 U	3.8	2 U	1.1 J	2 U	2 U	2 U	2 U	2 U	2 U	2 U	2 U
Total Volatile Compounds	--	ND	24.2	ND	21.6	ND	5.6	ND	14.7	ND	ND	1.3	3

Footnotes/Qualifiers:  
 ug/l Micrograms per liter  
 U Compound was analyzed for but not detected  
 J Estimated value or limit  
 -- No standard  
 ND Not detected

**Exceeds NYSDEC Class GA Standard or Guidance Value**

Note that well MW-06A was dry and could not be sampled



Table 2  
 Old Bethpage Landfill Complex  
 Post-Termination Groundwater Monitoring Program  
 Monitoring Well Sample Results  
 Total and Dissolved Metals

Sample ID Sample Date Type:		LF-1 09/21/17 Total	LF-1 09/21/17 Dissolved	LF-2 09/21/17 Total	LF-2 09/21/17 Dissolved	MW-5B 09/21/17 Total	MW-5B 09/21/17 Dissolved	MW-6B 09/22/17 Total	MW-6B 09/22/17 Dissolved	MW-6C 09/22/17 Total	MW-6C 09/22/17 Dissolved	MW-6E 09/22/17 Total	MW-6E 09/22/17 Dissolved
Units in ug/l													
NYSDEC Class GA Standard or Guidance Value													
METALS													
Aluminum	--	200 U	15.6 UB	38.5 J	200 U	16.4 J	200 U	159 J	14.2 UB	200 U	200 U	200 U	200 U
Barium	1000	83 J	72.8 J	56 J	55.7 J	40.2 J	36.6 J	55 J	51.2 J	24.6 J	23 J	208	192 J
Calcium	--	19000	17200	35700	34400	14000	12400	18200	17000	36600	34200	35900	33300
Chromium	50	10 U	10 U	12.2	13.5	10 U	10 U	3.6 J	2.2 J	10 U	10 U	10 U	10 U
Copper	200	25 U	3.3 J	25 U	25 U	25 U	25 U	2.8 J	25 U	25 U	25 U	25 U	4.4 J
Iron	300	<b>22400</b>	<b>19500</b>	<b>8220</b>	<b>7840</b>	200 U	20 U	<b>12300</b>	<b>9140</b>	<b>3970</b>	<b>3580</b>	<b>21000</b>	<b>19100</b>
Lead	25	2.3 J	5 U	2.1 J	5 U	1.8 J	5 U	5 U	5 U	5 U	5 U	5 U	5 U
Magnesium	35000	16500	14800	24500	22900	6740	5980	12600	11900	8790	8420	16800	15900
Manganese	300	<b>4340</b>	<b>4260</b>	193	184	<b>5030</b>	<b>5270</b>	68.5	37.3	93.4	83.3	<b>706</b>	<b>640</b>
Mercury	0.7	0.2 U	0.2 U	0.2 U	0.2 U	0.2 U	0.2 U	0.2 U	0.2 U	0.2 U	0.2 U	0.2 U	0.2 U
Nickel	100	3.8 J	2.7 UB	20.8 J	19.6 J	2.2 J	2.5 UB	17.7 J	13.7 J	6.4 J	5.5 UB	15 J	12.2 J
Potassium	--	9790	10000	160000	162000	11200	11000	90200	91200	23400	24200	36300	36300
Sodium	20000	<b>83400</b>	<b>86400</b>	<b>536000</b>	<b>535000</b>	<b>60700</b>	<b>63200</b>	<b>258000</b>	<b>274000</b>	<b>179000</b>	<b>189000</b>	<b>183000</b>	<b>190000</b>
Zinc	2000	8.1 UB	3.1 UB	7.4 UB	2.3 UB	3.4 UB	1.7 UB	6.4 UB	1.6 UB	4.2 UB	20 UB	21.5 UB	16.7 UB

Footnotes/Qualifiers:

- ug/l Micrograms per liter
- U Compound was analyzed for but not detected
- J Estimated detection limit or value
- UB Non-detect based on blank results
- No standard

**Exceeds NYSDEC Class GA Standard or Guidance Value**

Note that well MW-06A was dry and could not be sampled

Table 2  
 Old Bethpage Landfill Complex  
 Post-Termination Groundwater Monitoring Program  
 Monitoring Well Sample Results  
 Total and Dissolved Metals

Sample ID Sample Date Type:		MW-6F 09/22/17 Total	MW-6F 09/22/17 Dissolved	MW-8A 09/22/17 Total	MW-8A 09/22/17 Dissolved	MW-8B 09/22/17 Total	MW-8B 09/22/17 Dissolved	MW-9B 09/21/17 Total	MW-9B 09/21/17 Dissolved	MW-9C 09/21/17 Total	MW-9C 09/21/17 Dissolved	OBS-1 09/21/17 Total	OBS-1 09/21/17 Dissolved
Units in ug/l													
	NYSDEC Class GA Standard or Guidance Value												
METALS													
Aluminum	--	166 J	162 UB	55.5 J	46.5 UB	26.2 J	32.3 UB	200 U	200 U	200 U	200 U	200 U	200 U
Barium	1000	223	205	82.3 J	78.1 J	156 J	143 J	99 J	95.6 J	52.2 J	48.5 J	64.6 J	60.5 J
Calcium	--	37100	34500	9430	10300	24000	22300	15400	14400	7830	7100	24000	21700
Chromium	50	10 U	10 U	2.2 J	10 U	10 U	10 U	10 U	10 U	10 U	10 U	10 U	10 U
Copper	200	2.5 J	25 U	24.5 J	19.1 J	3.1 J	25 U	25 U	25 U	25 U	25 U	25 U	25 U
Iron	300	63.2 UB	49.7 UB	64 UB	19.5 UB	19.6 UB	32.1 UB	200 U	20 U	20.5 UB	20 U	53.5 UB	51.9 UB
Lead	25	5 U	2.3 J	3.6 J	3.5 J	5 U	5 U	1.5 J	5 U	1.8 J	5 U	2 J	5 U
Magnesium	35000	14600	13800	6960	6950	8300	7850	6370	5840	9760	8800	16300	14700
Manganese	300	116	107	143	128	<b>1110</b>	<b>1000</b>	<b>3380</b>	<b>3480</b>	187	169	<b>2780</b>	<b>2680</b>
Mercury	0.7	0.11 J	0.2 U	0.2 U	0.2 U	0.2 U	0.2 U	0.2 U	0.2 U	0.2 U	0.2 U	0.092 J	0.07 J
Nickel	100	22.2 J	20.7 J	6.7 J	5.9 UB	21.5 J	20 J	40 U	1 UB	1.4 J	2 UB	3.4 J	3.4 UB
Potassium	--	7750	7870	12700	13200	10300	10600	8550	8800	10600	10400	24800	24400
Sodium	20000	<b>132000</b>	<b>139000</b>	<b>35800</b>	<b>39000</b>	<b>151000</b>	<b>162000</b>	<b>57700</b>	<b>59500</b>	<b>63700</b>	<b>63300</b>	<b>72300</b>	<b>72400</b>
Zinc	2000	47.4 UB	43.3 UB	114 UB	107 UB	63.2 UB	58 UB	2.6 UB	20 U	3.1 UB	1.3 UB	2.9 UB	20 U

Footnotes/Qualifiers:  
 ug/l Micrograms per liter  
 U Compound was analyzed for but not detected  
 J Estimated detection limit or value  
 UB Non-detect based on blank results  
 -- No standard  
**Exceeds NYSDEC Class GA Standard or Guidance Value**  
 Note that well MW-06A was dry and could not be sampled



Table 3  
 Old Bethpage Landfill Complex  
 Post-Termination Groundwater Monitoring Program  
 Monitoring Well Sample Results  
 Leachate Indicator Parameters

Sample ID Sample Date		LF-1 09/21/17	LF-2 09/21/17	MW-5B 09/21/17	MW-6B 09/22/17	MW-6C 09/22/17	MW-6E 09/22/17	MW-6F 09/22/17	MW-8A 09/22/17	MW-8B 09/22/17	MW-9B 09/21/17	MW-9C 09/21/17	OBS-1 09/21/17
Units in mg/l													
LEACHATE INDICATORS	NYSDEC Class GA Standard or Guidance Value												
Alkalinity, Total	---	124	1590	34.2	957	272	328	1 U	13.2	8.4	34.6	44	196
Alkalinity, Bicarbonate	---	124 J	--	34.2 J	--	272 J	328 J	--	13.2 J	8.4 J	34.6 J	44 J	196 J
Alkalinity, Carbonate	---	1 U	--	1 U	--	1 U	1 U	--	1 U	1 U	1 U	1 U	1 U
Chloride	250	138	<b>633</b>	125	<b>344</b>	238	<b>380</b>	<b>388</b>	81.1	<b>360</b>	117	126	123
Cyanide	0.2	0.01 U	0.01 U	0.01 U	0.01 UJ	0.01 UJ	0.01 UJ	0.01 UJ	0.01 UJ	0.01 UJ	0.01 U	0.01 U	0.01 U
Hardness	---	100	147	60	88	112	144	120	46	84	60	48	108
Hexavalent Chromium	0.05	0.1 U	0.1 U	0.02 U	0.1 U	0.1 U	0.1 U	0.02 U	0.02 U	0.02 U	0.02 U	0.02 U	0.02 U
Nitrogen, Ammonia	2	0.83	<b>192</b>	0.22 UB	<b>137 J</b>	<b>18.4</b>	<b>44.5</b>	0.14 UB	0.018 UB	0.68 J	0.23 UB	1.3	<b>20.4</b>
Nitrogen, Kjeldahl, Total	---	1.7 J	192 J	1.2 J	146	16.1	41.2	0.1 U	0.17	2.4	0.1 U	1.4 J	18.9 J
Nitrate	10	0.037 UB	0.05 U	5.9	0.05 U	0.05 U	1.7 UB	4.1	3.3	1.8 UB	5.1	0.57 UB	0.24 UB
Nitrite	1	0.017 J	0.05 U	0.056	0.05 U	0.05 UJ	0.0096 J	0.05 UJ	0.05 U	0.05 U	0.05 U	0.05 U	0.05 U
Phenolics, Total	0.001	0.0038 UB	<b>0.0318</b>	0.005 U	<b>0.0405</b>	<b>0.0146</b>	0.0065 UB	0.0016 UB	0.0011 UB	0.0034 UB	0.005 U	0.0016 UB	0.0087 UB
Sulfate	250	44.3	0.42 UB	23.9	0.61 UB	42.8	18.6	0.39 UB	33	27.3	21.6	21.7	45.2
Total Dissolved Solids	---	348	1900	241	882	608	682	628	178	560	213	210	323

Footnotes/Qualifiers:

- mg/l Milligrams per liter
- U Compound was analyzed for but not detected
- J Estimated detection limit or value
- UB Non-detect based on blank results
- No standard or not analyzed

**Exceeds NYSDEC Class GA Standard or Guidance Value**

Note that well MW-06A was dry and could not be sampled

**Table 1. Summary of Second Quarter 2018 Field Parameter Results and Comparison to Standards**

PARAMETER	UNITS	CLASS GA STANDARD	WELL NUMBER AND FIELD PARAMETER RESULTS					
			5B	6B	6C	6E	6F	8A
Temperature	°C	No Std.	15.6	17.4	17.8	17.8	16.7	14.6
pH	Units	6.5-8.5	<b>6.10</b>	7.14	6.84	6.99	<b>4.76</b>	<b>4.38</b>
Dissolved Oxygen	mg/L	No Std.	0.56	0.47	0.49	0.27	0.34	8.04
Conductivity	mS/cm	No Std.	0.544	2.390	1.280	2.490	0.900	0.185
Eh	pHmV	No Std.	34.5	-23.5	-7.5	-15.5	111	130
ORP	mV	No. Std.	128	-164	-37.5	-159	162	228
Turbidity	NTU	<5	1	<b>159</b>	<b>16</b>	<b>30</b>	2	0
Floaters or Sinkers	N/A	No Std.	None	None	None	None	None	None
Field Observations	N/A	No Std.	Clear, No Odor	Cloudy, Lt. Orange, Strong Odor	Sity. Cloudy, Moderate Odor	Sity. Cloudy, Foam, Strong Odor	Clear, No Odor	Clear, No Odor

PARAMETER	UNITS	CLASS GA STANDARD	WELL NUMBER AND FIELD PARAMETER RESULTS					
			8B	9B	9C	OBS-1	LF-1	LF-2
Temperature	°C	No Std.	14.3	14.5	14.8	15.9	17.5	18.1
pH	Units	6.5-8.5	<b>5.76</b>	<b>5.92</b>	<b>5.72</b>	<b>5.78</b>	6.70	7.27
Dissolved Oxygen	mg/L	No Std.	1.80	0.38	2.79	0.50	2.60	0.25
Conductivity	mS/cm	No Std.	0.880	0.491	0.370	0.519	0.610	3.530
Eh	pHmV	No Std.	52.2	44.2	55.3	52.4	0.90	-31.4
ORP	mV	No Std.	213	131	127	153	-71.6	-176
Turbidity	NTU	<5	1	1	3	1	4	0
Floaters or Sinkers	N/A	No Std.	None	None	None	None	None	None
Field Observations	N/A	No Std.	Clear, No Odor	Clear, No Odor	Clear, No Odor	Clear, No Odor	Clear, Odor	Foam, Strong Odor

Notes: Class GA Standards are the groundwater standards listed in 6NYCRR Part 703.5.

Bold values exceed Class GA standard.

°C = degrees Celsius.

mg/L = milligrams per Liter.

mS/cm = milliSiemens per centimeter.

pHmV = pH in milliVolts.

ORP = Oxidation-Reduction Potential

mV = milliVolts.

NTU = Nephelometric turbidity units.

N/A = Not applicable.

**Table 2. Summary of Second Quarter 2018 VOC Results and Comparison to Standards**

PARAMETER	CLASS GA STANDARD	WELL NUMBER AND VOC RESULTS					
		MW-5B	MW-6B	MW-6C	MW-6E	MW-6F	MW-8A
Aromatic Hydrocarbons:							
Benzene	1	<1.0	<b>2.0</b>	<1.0	<b>3.1</b>	<1.0	<1.0
Chlorobenzene	5	<1.0	<b>6.0</b>	<1.0	<b>9.4</b>	<1.0	<1.0
1,2-Dichlorobenzene	3	<1.0	1.2	<1.0	1.1	<1.0	<1.0
1,4-Dichlorobenzene	3	<1.0	<b>3.2</b>	<1.0	<b>3.9</b>	<1.0	<1.0
Isopropylbenzene	5	<1.0	3.1	<1.0	2.9	<1.0	<1.0
Chlorinated Solvents:							
cis-1,2-Dichloroethene	5	<1.0	<1.0	<1.0	<1.0	<1.0	2.1
Tetrachloroethene	5	<1.0	<1.0	<1.0	<1.0	<1.0	<b>8.6</b>
Trichloroethene	5	<1.0	<1.0	<1.0	<1.0	<1.0	1.1

PARAMETER	CLASS GA STANDARD	WELL NUMBER AND VOC RESULTS					
		MW-8B	MW-9B	MW-9C	OBS-1	LF-1	LF-2
Aromatic Hydrocarbons:							
Benzene	1	<1.0	<1.0	<1.0	<1.0	<1.0	<b>1.7</b>
Chlorobenzene	5	<1.0	<1.0	<1.0	1.8	<1.0	2.0
1,2-Dichlorobenzene	3	<1.0	<1.0	<1.0	<1.0	<1.0	1.0
1,4-Dichlorobenzene	3	<1.0	<1.0	<1.0	1.2	<1.0	2.4
Isopropylbenzene	5	<1.0	<1.0	<1.0	<1.0	<1.0	3.8
Chlorinated Solvents:							
cis-1,2-Dichloroethene	5	<1.0	<1.0	<1.0	<1.0	<1.0	<1.0
Tetrachloroethene	5	<1.0	<1.0	<1.0	<1.0	<1.0	<1.0
Trichloroethene	5	1.2	<1.0	2.8	<1.0	<1.0	<1.0

Notes: Parameters listed are the VOCs that were detected in at least one groundwater sample.  
 Class GA Standards are the groundwater standards listed in 6NYCRR Part 703.5.  
 Results are in units of micrograms per Liter (ug/L).  
 Bold results exceed Class GA standard.

**Table 3. Summary of Second Quarter 2018 Leachate Indicator Parameter Results and Comparison to Standards**

PARAMETER	CLASS GA STANDARD	WELL NUMBER AND LEACHATE INDICATOR PARAMETER RESULT					
		5B	6B	6C	6E	6F	8A
Alkalinity	No Std.	24.0	696	316	742	4.0 J	2.0 J
Ammonia	2	0.16	<b>97.1</b>	<b>18.0</b>	<b>101</b>	0.49	0.25
Chloride	250	126	241	214	248	<b>295</b>	38.0
Cyanide	0.2	<0.010	<0.010	<0.010	<0.010	<0.010	<0.010
Nitrate	10	6.6	<0.050	<0.050	0.094	2.8	1.8
Nitrite	1	<0.050	<0.050	<0.050	<0.050	<0.050	<0.050
Nitrate and Nitrite	10	6.6	<0.050	<0.050	0.1	2.8	1.8
Sulfate	250	27.0	4.3 J	49.2	5.9	0.33 J	19.0
Total Dissolved Solids	500 (SMCL)	231	<b>862</b>	<b>595</b>	<b>856</b>	397	94.0
Total Hardness	No Std.	60.0	136	112	128	120	34.0
Total Kjeldahl Nitrogen	No Std.	<0.10	137	23.4	115	0.69	0.10
Total Phenols	0.001	<b>0.0033 J</b>	<b>0.0392</b>	<b>0.0141</b>	<b>0.0305</b>	<b>0.0018 J</b>	<0.005

PARAMETER	CLASS GA STANDARD	WELL NUMBER AND LEACHATE INDICATOR PARAMETER RESULT					
		8B	9B	9C	OBS-1	LF-1	LF-2
Alkalinity	No Std.	48.0	26.0	22.0	184	120	30.0
Ammonia	2	0.069 J	0.64	2.1	<b>7.8</b>	0.87	<b>117</b>
Chloride	250	232	115	96.5	103	78.2	<b>476</b>
Cyanide	0.2	<0.010	<0.010	<0.010	<0.010	<0.010	<0.010
Nitrate	10	1.3	3.5	1.4	0.34	1.4	<0.050
Nitrite	1	<0.050	<0.050	<0.050	<0.050	<0.050	<0.050
Nitrate and Nitrite	10	1.3	3.5	1.4	0.3	1.4	<0.050
Sulfate	250	38.0	24.2	22.8	33.5	42.4	0.48 J
Total Dissolved Solids	500 (SMCL)	409	269	236	337	307	<b>1,590</b>
Total Hardness	No Std.	84.0	56.0	38.0	110	100	132
Total Kjeldahl Nitrogen	No Std.	0.69	0.72	4.0	14.8	4.5	150
Total Phenols	0.001	<0.005	<0.005	<b>0.0048 J</b>	<b>0.0059</b>	<0.005	<b>0.0372</b>

Notes: Standards are the Class GA groundwater standards listed in 6NYCRR Part 703.5, except for TDS. Standard for TDS is the more stringent federal secondary maximum contaminant level (SMCL). Results are in units of milligrams per Liter (mg/L). J = Estimated result above method detection limit but below reporting limit. Bold results exceed Class GA standard.

Table 4. Summary of Second Quarter 2018 Inorganic Parameter Results and Comparison to Standards

PARAMETER	CLASS GA STANDARD	WELL NUMBER AND TOTAL INORGANIC PARAMETER RESULT					
		5B	6B	6C	6E	6F	8A
Aluminum	No. Std.	38.5 J	216	86.0 J	48.6 J	249	30.9 J
Barium	1,000	30.6 J	36.8 J	23.0 J	138 J	162 J	50.2 J
Calcium	No Std.	12,700	12,100	32,000	29,800	27,300	4,850
Chromium, Total	50	<10.0	4.9 J	2.8 J	<10.0	1.7 J	1.7 J
Chromium, Hexavalent	50	<20	<20	<20	<40	3.0 J	3.0 J
Copper	200	<25.0	<25.0	<25.0	<25.0	<25.0	4.2 J
Iron	300	55.9	<b>10,600</b>	<b>5,730</b>	<b>54,600</b>	<b>693</b>	19.0 J
Iron and Manganese	500	<b>3,676</b>	<b>10,645</b>	<b>5,808</b>	<b>55,145</b>	<b>798</b>	178 J
Lead	25	<5.0	2.9 J	3.2 J	<5.0	<5.0	1.3 J
Magnesium	No Std.	5,900	8,920	7,930	17,100	10,600	5,420
Manganese	300	<b>3,620</b>	45.1	78.4	545	105	159
Mercury	0.7	0.14 J	<0.20	<0.20	0.16 J	0.18 J	<0.20
Nickel	100	8.6 J	16.4 J	12.6 J	11.6 J	27.0 J	11.8 J
Potassium	No Std.	11,000	83,700	27,400	71,000	7,660	5,010
Sodium	20,000	<b>57,600</b>	<b>205,000</b>	<b>163,000</b>	<b>198,000</b>	<b>96,300</b>	11,900
Zinc	2,000 <sup>GV</sup>	1.3 J	11.6 J	63.0	8.1 J	140	36.2

PARAMETER	CLASS GA STANDARD	WELL NUMBER AND TOTAL INORGANIC PARAMETER RESULT					
		8B	9B	9C	OBS-1	LF-1	LF-2
Aluminum	No. Std.	21.4 J	27.9 J	13.7 J	41.8 J	29.6 J	155 J
Barium	1,000	75.8 J	77.9 J	50.1 J	67.0 J	42.9 J	39.6 J
Calcium	No Std.	24,600	12,700	6,590	14,200	19,800	26,300
Chromium, Total	50	5.4 J	<10.0	<10.0	<10.0	<10.0	9.4 J
Chromium, Hexavalent	50	5.8 J	<20	3.7 J	<20	<20	<20
Copper	200	<25.0	<25.0	3.3 J	<25.0	<25.0	<25.0
Iron	300	56.2	39.6	93.1	104	<b>8,360</b>	<b>6,730</b>
Iron and Manganese	500	387	<b>2,560</b>	237	<b>2,454</b>	<b>9,960</b>	<b>6,887</b>
Lead	25	<5.0	3.6 J	<5.0	<5.0	<5.0	<5.0
Magnesium	No Std.	6,170	5,890	5,940	9,680	14,100	18,000
Manganese	300	<b>331</b>	<b>2,520</b>	144	<b>2,350</b>	<b>1,600</b>	157
Mercury	0.7	<0.20	<0.20	0.28	<0.20	0.15 J	0.13 J
Nickel	100	10.2 J	4.4 J	5.7 J	5.6 J	9.2 J	17.1 J
Potassium	No Std.	8,820	8,460	8,950	12,400	10,800	123,000
Sodium	20,000	<b>107,000</b>	<b>51,500</b>	<b>45,000</b>	<b>50,700</b>	<b>61,900</b>	<b>400,000</b>
Zinc	2,000 <sup>GV</sup>	16.6 J	2.5 J	3.4 J	1.5 J	5.6 J	2.8 J

Notes: Class GA Standards are the groundwater standards listed in 6NYCRR Part 703.5.  
 GV = Guidance Value, there is no Class GA standard for this parameter.  
 Results are in units of micrograms per Liter (ug/L).  
 J = Estimated result above method detection limit but below reporting limit.  
 Bold results exceed Class GA standard.

**Table 1. Summary of Fourth Quarter 2018 Field Parameter Results and Comparison to Standards**

PARAMETER	UNITS	CLASS GA STANDARD	WELL NUMBER AND FIELD PARAMETER RESULTS					
			5B	6B	6C	6E	6F	8A
Temperature	°C	No Std.	15.5	17.6	17.6	17.7	16.5	13.5
pH	Units	6.5-8.5	<b>6.33</b>	7.32	7.35	6.92	<b>4.82</b>	<b>4.97</b>
Dissolved Oxygen	mg/L	No Std.	0.59	0.37	0.31	0.38	0.67	8.25
Conductivity	mS/cm	No Std.	0.507	2.238	1.831	1.977	1.006	0.136
Eh	pHmV	No Std.	524	-34.8	-36.5	-11.6	109	99.8
ORP	mV	No. Std.	153	-109	-86.1	-97	193	161
Turbidity	NTU	<5	2.7	<b>32.2</b>	1.6	<b>108</b>	4.2	4.6
Floaters or Sinkers	N/A	No Std.	None	None	None	None	None	None
Field Observations	N/A	No Std.	Clear, No Odor	Cloudy, Strong Sulfur Odor	Sltly. Cloudy, Moderate Sulfur Odor	Sltly. Cloudy, Foam, Strong Sulfur Odor	Clear, No Odor	Clear, No Odor

PARAMETER	UNITS	CLASS GA STANDARD	WELL NUMBER AND FIELD PARAMETER RESULTS					
			8B	9B	9C	OBS-1	LF-1	LF-2
Temperature	°C	No Std.	13.8	14.8	15.3	16.1	16.3	16.8
pH	Units	6.5-8.5	<b>4.13</b>	<b>6.19</b>	N/A	6.62	7.00	7.43
Dissolved Oxygen	mg/L	No Std.	0.36	0.52	0.40	0.46	0.56	0.58
Conductivity	mS/cm	No Std.	1.160	0.464	0.492	0.747	0.634	3.170
Eh	pHmV	No Std.	147	29.9	524	5.7	-16.10	-41.5
ORP	mV	No Std.	254	154	972	112	-81.8	-138
Turbidity	NTU	<5	4.6	0.29	1.2	0.47	1.8	2.3
Floaters or Sinkers	N/A	No Std.	None	None	None	None	None	None
Field Observations	N/A	No Std.	Clear, No Odor	Clear, No Odor	Clear, No Odor	Clear, No Odor	Clear, Odor	Light Yellow, Strong Odor

Notes: Class GA Standards are the groundwater standards listed in 6NYCRR Part 703.5.

Bold values exceed Class GA standard.

°C = degrees Celsius.

mg/L = milligrams per Liter.

mS/cm = milliSiemens per centimeter.

pHmV = pH in millivolts.

ORP = Oxidation-Reduction Potential

mV = millivolts.

NTU = Nephelometric turbidity units.

N/A = Not applicable.

**Table 2. Summary of Fourth Quarter 2018 VOC Results and Comparison to Standards**

PARAMETER	CLASS GA STANDARD	WELL NUMBER AND VOC RESULTS					
		MW-5B	MW-6B	MW-6C	MW-6E	MW-6F	MW-8A
Aromatic Hydrocarbons:							
Benzene	1	<1.0	1.0	0.94 J	0.95 J	<1.0	<1.0
Chlorobenzene	5	<1.0	3.6	2.4	3.9	<1.0	<1.0
1,4-Dichlorobenzene	3	<1.0	1.8	1.5	1.3	<1.0	<1.0
Isopropylbenzene	5	<1.0	2.4	1.8	0.87 J	<1.0	<1.0
Chlorinated Solvents:							
cis-1,2-Dichloroethene	5	<1.0	<1.0	<1.0	<1.0	<1.0	1.1
Tetrachloroethene	5	<1.0	<1.0	<1.0	<1.0	<1.0	2.8
Trichloroethene	5	<1.0	<1.0	<1.0	<1.0	<1.0	<1.0

PARAMETER	CLASS GA STANDARD	WELL NUMBER AND VOC RESULTS					
		MW-8B	MW-9B	MW-9C	OBS-1	LF-1	LF-2
Aromatic Hydrocarbons:							
Benzene	1	<1.0	<1.0	<1.0	<1.0	<1.0	<b>1.2</b>
Chlorobenzene	5	<1.0	<1.0	<1.0	0.96 J	<1.0	0.98 J
1,4-Dichlorobenzene	3	<1.0	<1.0	<1.0	<1.0	<1.0	1.1
Isopropylbenzene	5	<1.0	<1.0	<1.0	<1.0	<1.0	2.3
Chlorinated Solvents:							
cis-1,2-Dichloroethene	5	<1.0	<1.0	<1.0	<1.0	<1.0	<1.0
Tetrachloroethene	5	<1.0	<1.0	<1.0	<1.0	<1.0	<1.0
Trichloroethene	5	<1.0	2.1	2.4	<1.0	<1.0	<1.0

Notes: Parameters listed are the VOCs that were detected in at least one groundwater sample.  
 Class GA Standards are the potable groundwater standards listed in 6NYCRR Part 703.5.  
 Results are in units of micrograms per Liter (ug/L).  
 Bold results exceed Class GA standard.

**Table 3. Summary of Fourth Quarter 2018 Leachate Indicator Parameter Results and Comparison to Standards**

PARAMETER	CLASS GA STANDARD	WELL NUMBER AND LEACHATE INDICATOR PARAMETER RESULT					
		5B	6B	6C	6E	6F	8A
Alkalinity	No Std.	31.3	763	741	426	0.63 J	1.3
Ammonia	2	0.024 J	<b>117</b>	<b>97.3</b>	<b>6.6</b>	0.20	0.14
Chloride	250	137	<b>296</b>	<b>288</b>	<b>404</b>	<b>376</b>	37.6
Cyanide	0.2	<0.010	0.003 J	<0.010	<0.010	<0.010	<0.010
Nitrate	10	4.4	<0.050	<0.050	1.1	3.4	1.2
Nitrite	1	<0.050	<0.050	<0.050	<0.050	<0.050	<0.050
Nitrate and Nitrite	10	4.4	<0.050	<0.050	1.1	3.4	1.2
Sulfate	250	27.3	0.69 J	4.7 J	23.8	<5	11.2
Total Dissolved Solids	500 (SMCL)	267	<b>848</b>	<b>812</b>	<b>732</b>	<b>568</b>	73.0
Total Hardness	No Std.	58.0	72.0	100	148	140	24.0
Total Kjeldahl Nitrogen	No Std.	<0.10	129	107	68.0	<0.10	<0.10
Total Phenols	0.001	<b>0.0018 J</b>	<b>0.0295</b>	<b>0.0346</b>	<b>0.0161</b>	<0.005	<0.005

PARAMETER	CLASS GA STANDARD	WELL NUMBER AND LEACHATE INDICATOR PARAMETER RESULT					
		8B	9B	9C	OBS-1	LF-1	LF-2
Alkalinity	No Std.	10.3	29.0	39.0	191	122	1,160
Ammonia	2	0.17	0.42	<b>3.7</b>	<b>40.4</b>	<b>10</b>	<b>12.3</b>
Chloride	250	130	126	128	124	118	<b>461</b>
Cyanide	0.2	<0.010	<0.010	<0.010	<0.010	<0.010	<0.010
Nitrate	10	1.1	3.3	1.8	0.39	<0.050	<0.050
Nitrite	1	<0.050	<0.050	<0.050	<0.050	<0.050	<0.050
Nitrate and Nitrite	10	1.1	3.3	1.8	0.39	<0.050	<0.050
Sulfate	250	32.2	23.2	22.7	35.6	43.9	8.5
Total Dissolved Solids	500 (SMCL)	<b>538</b>	240	240	312	282	<b>1,540</b>
Total Hardness	No Std.	80.0	56.0	57.0	99.0	88.0	130
Total Kjeldahl Nitrogen	No Std.	0.33	<0.10	3.1	20.7	10.5	136
Total Phenols	0.001	<0.005	<0.005	<b>0.0048 J</b>	<b>0.0069</b>	<b>0.0079</b>	<b>0.0213</b>

Notes: Standards are the Class GA groundwater standards listed in 6NYCRR Part 703.5, except for TDS. Standard for TDS is the more stringent federal secondary maximum contaminant level (SMCL). Results are in units of milligrams per Liter (mg/L). J = Estimated result above method detection limit but below reporting limit. Bold results exceed Class GA standard or SMCL.

Table 4. Summary of Fourth Quarter 2018 Inorganic Parameter Results and Comparison to Standards

PARAMETER	CLASS GA STANDARD	WELL NUMBER AND TOTAL INORGANIC PARAMETER RESULT					
		5B	6B	6C	6E	6F	8A
Aluminum	No. Std.	15.4 J	166 J	24.5 J	37.0 J	229	35.7 J
Barium	1,000	32.6 J	42.4 J	23.0 J	194 J	202	41.4 J
Calcium	No Std.	13,300	14,300	24,300	35,800	35,500	4,040
Chromium, Total	50	<10.0	1.8 J	<10.0	<10.0	<10.0	<10.0
Chromium, Hexavalent	50	<20.0	<20.0	<20.0	<20.0	<20.0	<20.0
Copper	200	<25.0	<25.0	<25.0	<25.0	<25.0	<25.0
Iron	300	14.5 J	<b>10,300</b>	<b>3,140</b>	<b>27,600</b>	<b>500</b>	<100
Iron and Manganese	500	<b>3,875 J</b>	<b>10,350</b>	<b>3,195</b>	<b>28,045</b>	<b>618</b>	65.1
Lead	25	1.4 J	3.7 J	<5.0	1.3 J	1.5 J	<5.0
Magnesium	No Std.	6,060	10,500	9,910	17,500	13,700	4,600
Manganese	300	<b>3,860</b>	50.0	55.4	<b>445</b>	118	65.1
Mercury	0.7	0.14 J	<0.20	<0.20	0.21	0.19 J	<0.20
Nickel	100	5.8 J	13.0 J	11.2 J	12.0 J	26.5 J	8.2 J
Potassium	No Std.	10,300	92,800	76,200	49,400	7,120	3,260 J
Sodium	20,000	<b>63,600</b>	<b>250,000</b>	<b>243,000</b>	<b>203,000</b>	<b>121,000</b>	10,800
Zinc	2,000 <sup>GV</sup>	4.5 J	9.5 J	5.4 J	18.1 J	63.9	38.8

PARAMETER	CLASS GA STANDARD	WELL NUMBER AND TOTAL INORGANIC PARAMETER RESULT					
		8B	9B	9C	OBS-1	LF-1	LF-2
Aluminum	No. Std.	52.3 J	14.0 J	15.9 J	14.1 J	13.8 J	27.6 J
Barium	1,000	144 J	91.0 J	53.7 J	48.3 J	75.8 J	41.2 J
Calcium	No Std.	26,300	13,700	7,840	17,100	17,200	26,700
Chromium, Total	50	<10.0	<10.0	<10.0	<10.0	<10.0	6.7 J
Chromium, Hexavalent	50	<20.0	<20.0	<20.0	<20.0	<20.0	<20.0
Copper	200	<25.0	<25.0	<25.0	<25.0	4.5 J	<25.0
Iron	300	23.1 J	<100	21.0 J	74.6 J	<b>13,000</b>	<b>6,490</b>
Iron and Manganese	500	<b>1,173 J</b>	<b>2,430</b>	195	<b>2,625 J</b>	<b>15,590</b>	<b>6,628</b>
Lead	25	<5.0	<5.0	<5.0	2.0 J	<5.0	3.1 J
Magnesium	No Std.	8,710	5,910	7,120	13,800	13,500	17,500
Manganese	300	<b>1,150</b>	<b>2,430</b>	174	<b>2,550</b>	<b>2,590</b>	138
Mercury	0.7	<0.20	<0.20	<0.20	0.18 J	<0.20	<0.20
Nickel	100	24.4 J	2.5 J	4.0 J	3.9 J	7.3 J	13.6 J
Potassium	No Std.	10,700	8,110	12,400	24,700	13,300	125,000
Sodium	20,000	<b>160,000</b>	<b>59,000</b>	<b>65,000</b>	<b>69,100</b>	<b>66,100</b>	<b>450,000</b>
Zinc	2,000 <sup>GV</sup>	59.0	5.7 J	6.4 J	5.4 J	5.5 J	5.3 J

Notes: Class GA Standards are the potable groundwater standards listed in 6NYCRR Part 703.5.  
 GV = Guidance Value from NYSDEC TOGS 1.1.1, there is no Class GA standard for this parameter.  
 Results are in units of micrograms per Liter (ug/L).  
 J = Estimated result above method detection limit but below reporting limit.  
 Bold results exceed Class GA standard.

Table 5. Summary of Fourth Quarter 2018 Dissolved Inorganic Parameter Results and Comparison to Standards

PARAMETER	CLASS GA STANDARD	WELL NUMBER AND DISSOLVED INORGANIC PARAMETER RESULT					
		5B	6B	6C	6E	6F	8A
Aluminum	No. Std.	<200	102 J	16.7 J	22.5 J	180 J	32.6 J
Barium	1,000	30.6 J	34.8 J	19.5 J	165 J	198 J	39.9 J
Calcium	No Std.	13,200	13,000	23,200	34,400	34,900	3,930
Chromium, Total	50	<10.0	<10.0	<10.0	<10.0	<10.0	<10.0
Chromium, Hexavalent	50	<20.0	<20.0	<20.0	<20.0	<20.0	<20.0
Copper	200	<25.0	<25.0	<25.0	<25.0	<25.0	<25.0
Iron	300	<20.0	1,570	271	4,440	395	<20.0
Iron and Manganese	500	3,740	1,593	321	4,844	510	62.6
Lead	25	1.6 J	<5.0	<5.0	<5.0	<5.0	2.5 J
Magnesium	No Std.	5,960	9,560	9,400	16,800	13,400	4,480
Manganese	300	3,740	23.2	49.5	404	115	62.6
Mercury	0.7	<0.20	<0.20	<0.20	<0.20	0.16 J	<0.20
Nickel	100	6.0 J	9.6 J	10.9 J	10.8 J	26.1 J	7.7 J
Potassium	No Std.	9,960	87,000	74,000	48,000	7,080	3,210 J
Sodium	20,000	61,100	232,000	234,000	199,000	116,000	9,880
Zinc	2,000 <sup>GV</sup>	2.8 J	3.5 J	3.3 J	4.7 J	60.1	39.4

PARAMETER	CLASS GA STANDARD	WELL NUMBER AND DISSOLVED INORGANIC PARAMETER RESULT					
		8B	9B	9C	OBS-1	LF-1	LF-2
Aluminum	No. Std.	49.5 J	<200	<200	15.0 J	<200	29.8 J
Barium	1,000	138 J	87.8 J	51.0 J	47.2 J	68.9 J	34.8 J
Calcium	No Std.	25,200	13,300	7,500	16,700	16,200	25,400
Chromium, Total	50	<10.0	<10.0	<10.0	<10.0	<10.0	6.3 J
Chromium, Hexavalent	50	<20.0	<20.0	<20.0	<20.0	<20.0	<20.0
Copper	200	<25.0	<25.0	<25.0	<25.0	<25.0	<25.0
Iron	300	13.9 J	<20.0	<20.0	49.5	6,040	3,010
Iron and Manganese	500	1,094 J	2,350	167	2,580	8,510	3,139
Lead	25	<5.0	1.8 J	<5.0	<5.0	1.8 J	<5.0
Magnesium	No Std.	8,310	5,730	6,770	13,400	12,800	16,400
Manganese	300	1,080	2,350	167	2,530	2,470	129
Mercury	0.7	<0.20	<0.20	<0.20	<0.20	<0.20	<0.20
Nickel	100	22.9 J	<40.0	2.9 J	4.8 J	5.5 J	14.2 J
Potassium	No Std.	10,300	7,880	11,900	23,800	12,800	121,000
Sodium	20,000	155,000	56,900	62,200	66,500	63,800	437,000
Zinc	2,000 <sup>GV</sup>	53.4	3.2 J	3.7 J	2.9 J	5.3 J	3.5 J

Notes: Class GA Standards are the potable groundwater standards listed in 6NYCRR Part 703.5.  
 GV = Guidance Value from NYSDEC TOGS 1.1.1, there is no Class GA standard for this parameter.  
 Results are in units of micrograms per Liter (ug/L).  
 J = Estimated result above method detection limit but below reporting limit.  
 Bold results exceed Class GA standard.

Table 1  
 Old Bethpage Landfill Complex  
 Post-Termination Groundwater Monitoring Program  
 Monitoring Well Sample Results  
 Volatile Organic Compounds

Sample ID		LF-1	LF-2	MW-05B	MW-06A	MW-06B	MW-06C	MW-06E	MW-06F	MW-08A	MW-08B	MW-09B	MW-09C	OBS-1
Sample Date		05/24/19	05/23/19	05/22/19	05/23/19	05/23/19	05/23/19	05/23/19	05/23/19	05/22/19	05/22/19	05/22/19	05/22/19	05/22/19
Units in ug/l														
NYSDEC Class GA Standard or Guidance Value														
VOLATILE COMPOUNDS														
1,1,1-Trichloroethane	5	1 U	1 U	1 U	1 U	1 U	1 U	1 U	1 U	1 U	1 U	1 U	1 U	1 U
1,1-Dichloroethane	5	1 U	1 U	1 U	1 U	1 U	1 U	1 U	1 U	1 U	1 U	1 U	1 U	1 U
1,1-Dichloroethene	5	1 U	1 U	1 U	1 U	1 U	1 U	1 U	1 U	1 U	1 U	1 U	1 U	1 U
1,2-Dichlorobenzene	3	1 U	1 U	1 U	1 U	1 U	1 U	1 U	1 U	1 U	1 U	1 U	1 U	1 U
1,2-Dichloroethane	0.6	1 U	1 U	1 U	1 U	1 U	1 U	1 U	1 U	1 U	1 U	1 U	1 U	1 U
1,2-Dichloropropane	1	1 U	1 U	1 U	1 U	1 U	1 U	1 U	1 U	1 U	1 U	1 U	1 U	1 U
1,3-Dichlorobenzene	3	1 U	1 U	1 U	1 U	1 U	1 U	1 U	1 U	1 U	1 U	1 U	1 U	1 U
1,4-Dichlorobenzene	3	1 U	1.6	1 U	1 U	2.4	1.3	1 U	1 U	1 U	1 U	1 U	1 U	1 U
Benzene	1	1 U	2.3	1 U	1 U	2.1	0.92 J	1 U	1 U	1 U	1 U	1 U	1 U	1 U
Bromodichloromethane	50	1 U	1 U	1 U	1 U	1 U	1 U	1 U	1 U	1 U	1 U	1 U	1 U	1 U
Bromoform	50	1 UJ	1 UJ	1 UJ	1 UJ	1 UJ	1 UJ	1 UJ	1 UJ	1 UJ	1 UJ	1 UJ	1 UJ	1 UJ
Carbon Tetrachloride	5	1 U	1 U	1 U	1 U	1 U	1 U	1 U	1 U	1 U	1 U	1 U	1 U	1 U
Chlorobenzene	5	1 U	1.2	1 U	1 U	5.4	2.3	2.2	1 U	1 U	1 U	1 U	1 U	1 U
Chloroethane	5	1 U	1 U	1 U	1 U	1 U	1 U	1 U	1 U	1 U	1 U	1 U	1 U	1 U
Chloroform	7	1 U	1 U	1 U	1 U	1 U	1 U	1 U	1 U	1 U	1 U	1 U	1 U	1 U
Cis-1,2-Dichloroethylene	5	1 U	1 U	1 U	1 U	1 U	1 U	1 U	1 U	10	1 U	1 U	1 U	1 U
Dibromochloromethane	50	1 U	1 U	1 U	1 U	1 U	1 U	1 U	1 U	1 U	1 U	1 U	1 U	1 U
Dichlorodifluoromethane	5	1 U	1 U	1 U	1 U	1 U	1 U	1 U	1 U	1 U	1 U	1 U	1 U	1 U
Ethylbenzene	5	1 U	1 U	1 U	1 U	1 U	1 U	1 U	1 U	1 U	1 U	1 U	1 U	1 U
Isopropylbenzene (Cumene)	5	1 U	5	1 U	1 U	2.7	1.4	1 U	1 U	1 U	1 U	1 U	1 U	1 U
Methylene Chloride	5	1 U	1 U	1 U	1 U	1 U	1 U	1 U	1 U	1 U	1 U	1 U	1 U	1 U
n-Butylbenzene	5	1 U	1 U	1 U	1 U	1 U	1 U	1 U	1 U	1 U	1 U	1 U	1 U	1 U
tert-Butylbenzene	5	1 U	1 U	1 U	1 U	1 U	1 U	1 U	1 U	1 U	1 U	1 U	1 U	1 U
Tetrachloroethylene(PCE)	5	1 U	1 U	1 U	1 U	1 U	1 U	1 U	1 U	2.2	1 U	1 U	1 U	1 U
Toluene	5	1 U	1 U	1 U	1 U	1 U	1 U	1 U	1 U	1 U	1 U	1 U	1 U	1 U
Trans-1,2-Dichloroethene	5	1 U	1 U	1 U	1 U	1 U	1 U	1 U	1 U	1 U	1 U	1 U	1 U	1 U
Trichloroethylene (TCE)	5	1 U	1 U	1 U	1.2	1 U	1 U	1 U	1 U	1.9	1 U	1.1	3.2	1 U
Vinyl Chloride	2	1 U	1 U	1 U	1 U	1 U	1 U	1 U	1 U	1 U	1 U	1 U	1 U	1 U
Xylenes, Total	5	3 U	3 U	3 U	3 U	3 U	3 U	3 U	3 U	3 U	3 U	3 U	3 U	3 U
Total Volatile Compounds	--	ND	10.1	ND	1.2	12.6	5.9	2.2	ND	14.1	ND	1.1	3.2	ND

Footnotes/Qualifiers:  
 ug/l Micrograms per liter  
 U Compound was analyzed for but not detected  
 J Estimated value or limit  
 -- No standard  
 ND Not detected

**Exceeds NYSDEC Class GA Standard or Guidance Value**



Table 2  
 Old Bethpage Landfill Complex  
 Post-Termination Groundwater Monitoring Program  
 Monitoring Well Sample Results  
 Total and Dissolved Metals

Sample ID Sample Date Type:		LF-1 05/24/19 Total	LF-1 05/24/19 Dissolved	LF-2 05/23/19 Total	LF-2 05/23/19 Dissolved	MW-5B 05/22/19 Total	MW-5B 05/22/19 Dissolved	MW-6A 05/23/19 Total	MW-6A 05/23/19 Dissolved	MW-6B 05/23/19 Total	MW-6B 05/23/19 Dissolved	MW-6C 05/23/19 Total	MW-6C 05/23/19 Dissolved	MW-6E 05/23/19 Total
Units in ug/l														
METALS	NYSDEC Class GA Standard or Guidance Value													
Aluminum	--	200 U	200 UJ	200 U	200 UJ	200 U	200 UJ	200 U	200 UJ	200 U	200 UJ	200 U	200 UJ	200 U
Barium	1000	71.2 J	69 J	47 J	45.8 J	38 J	36.9 J	50.1 J	46.7 J	53.3 J	50.9 J	46.7 J	21.6 J	212
Calcium	-	13100	13000	29800	29100	13000	12700	3130	3000	18000	17200	52700	24500	33300
Chromium	50	10 U	10 U	13.8	5.8 J	3 J	10 U	3.7 J	10 U	7.7 J	10 U	3.8 J	10 U	10 U
Copper	200	25 U	25 U	25 U	25 U	25 U	25 U	25 U	25 U	25 U	25 U	25 U	25 U	25 U
Iron	300 #	<b>9520</b>	<b>8970 J</b>	<b>7280</b>	<b>7180 J</b>	25.4 UB	20 UJ	29.4 UB	13.2 J	<b>10800</b>	<b>9570 J</b>	<b>6700</b>	<b>3070 J</b>	<b>16200</b>
Lead	25	5 U	5 U	5 U	5 U	5 U	5 U	5 U	5 U	5 U	5 U	5 U	5 U	5 U
Magnesium	35000	10100	9990	20400	19500	5810	5660	3110	2930	14500	13600	21000	9730	15500
Manganese	300 #	<b>1930</b>	<b>1870</b>	<b>162</b>	<b>151</b>	<b>3690</b>	<b>3530</b>	21.4	17.4	<b>53.3</b>	<b>47.2</b>	<b>131</b>	<b>51.3</b>	<b>479</b>
Mercury	0.7	0.2 U	0.2 U	0.2 U	0.03 J	0.2 U	0.07 J	0.2 U	0.2 U	0.2 U	0.04 J	0.2 U	0.03 J	0.2 U
Nickel	100	8.1 J	7.6 J	18.9 J	15.2 J	9.7 J	6.9 J	9.4 J	7.5 J	11.9 J	7.2 J	23 J	9.6 J	15.2 J
Potassium	-	16800	16000	132000	128000	11300	10800	3580 J	3200 J	92200	87000	139000	63000	39200
Sodium	20000	<b>59700</b>	<b>58700</b>	<b>420000</b>	<b>411000</b>	<b>62900</b>	<b>61200</b>	17600	16100	<b>217000</b>	<b>207000</b>	<b>429000</b>	<b>207000</b>	<b>168000</b>
Zinc	2000	20 U	20 U	20 U	20 U	20 U	20 U	12 J	8.7 J	20 U	20 U	20 U	20 U	16.4 J

Footnotes/Qualifiers:

- ug/l Micrograms per liter
- # Standard for total iron and manganese is 500 ug/l
- U Compound was analyzed for but not detected
- J Estimated detection limit or value
- UB Non-detect based on blank results
- No standard

**Exceeds NYSDEC Class GA Standard or Guidance Value**

Table 2  
 Old Bethpage Landfill Complex  
 Post-Termination Groundwater Monitoring Program  
 Monitoring Well Sample Results  
 Total and Dissolved Metals

Sample ID Sample Date Type:		MW-6E 05/23/19 Dissolved	MW-6F 05/23/19 Total	MW-6F 05/23/19 Dissolved	MW-8A 05/22/19 Total	MW-8A 05/22/19 Dissolved	MW-8B 05/22/19 Total	MW-8B 05/22/19 Dissolved	MW-9B 05/22/19 Total	MW-9B 05/22/19 Dissolved	MW-9C 05/22/19 Total	MW-9C 05/22/19 Dissolved	OBS-1 05/22/19 Total	OBS-1 05/22/19 Dissolved
Units in ug/l														
METALS	NYSDEC Class GA Standard or Guidance Value													
Aluminum	--	200 UJ	155 J	139 J	200 U	200 UJ	200 U	200 UJ	200 U	200 UJ	200 U	200 UJ	200 U	200 UJ
Barium	1000	210	212	203	55.8 J	55.7 J	141 J	141 J	80.4 J	77.2 J	53.7 J	51.8 J	50.6 J	49.3 J
Calcium	--	33300	36900	35400	12500	12600	23100	23400	11700	11700	7910	7660	16900	16600
Chromium	50	10 U	4 J	10 U	6.1 J	10 U	4 J	10 U	3.9 J	10 U	5.1 J	10 U	3 J	10 U
Copper	200	25 U	25 U	25 U	25 U	25 U	25 U	5.3 J	25 U	25 U	25 U	25 U	25 U	25 U
Iron	300 #	<del>16000 J</del>	137	99.6 J	48.6 UB	6 J	32.6 UB	<del>8 J</del>	38.2 UB	<del>12.9 J</del>	35.7 UB	20 UJ	65.5 UB	<del>39.8 J</del>
Lead	25	5 U	5 U	5 U	5 U	5 U	5 U	5 U	5 U	5 U	5 U	5 U	5 U	5 U
Magnesium	35000	15400	14500	13900	5110	5210	7890	7980	5040	5040	8750	8480	13200	13000
Manganese	300 #	<del>497</del>	119	107	75.1	66.4	<del>1120</del>	<del>1110</del>	<del>2630</del>	<del>2440</del>	156	140	<del>2430</del>	<del>2330</del>
Mercury	0.7	0.2 U	0.21	0.1 J	0.2 U	0.07 J	0.2 U	0.13 J	0.2 U	0.05 J	0.2 U	0.06 J	0.2 U	0.05 J
Nickel	100	13.4 J	28.9 J	25.9 J	9.3 J	6 J	27.9 J	25.5 J	5.5 J	40 U	6.6 J	4.9 J	6.5 J	40 U
Potassium	--	38500	8570	8400	6420	6290	10800	10600	8580	8500	12000	11500	24500	23600
Sodium	20000	<del>166000</del>	<del>127000</del>	<del>123000</del>	<del>41700</del>	<del>42000</del>	<del>150000</del>	<del>151000</del>	<del>52700</del>	<del>52300</del>	<del>65100</del>	<del>62900</del>	<del>62100</del>	<del>60500</del>
Zinc	2000	15.1 J	29.3	27.1	17.7 J	16.9 J	66	65.9	12.6 J	10.5 J	20 U	20 U	20 U	20 U

Footnotes/Qualifiers:

- ug/l Micrograms per liter
- # Standard for total iron and manganese is 500 ug/l
- U Compound was analyzed for but not detected
- J Estimated detection limit or value
- UB Non-detect based on blank results
- No standard

~~Exceeds NYSDEC Class GA Standard or Guidance Value~~

Table 3  
 Old Bethpage Landfill Complex  
 Post-Termination Groundwater Monitoring Program  
 Monitoring Well Sample Results  
 Leachate Indicator Parameters

Sample ID Sample Date		LF-1 05/24/19	LF-2 05/23/19	MW-05B 05/22/19	MW-06A 05/23/19	MW-06B 05/23/19	MW-06C 05/23/19	MW-06E 05/23/19	MW-06F 05/23/19	MW-08A 05/22/19	MW-08B 05/22/19	MW-09B 05/22/19	MW-09C 06/22/19
Units in mg/l													
LEACHATE INDICATORS	NYSDEC Class GA Standard or Guidance Value												
Alkalinity, Total	—	117	1230	30.3	2.5	808	620	217	1.0 U	21.6	4.1	30.3	38.9
Alkalinity,Bicarbonate	—	117	1230	30.3	2.5	808	620	217	1.0 U	21.6	4.1	30.3	38.9
Alkalinity,Carbonate	—	1.0 U	1230	1.0 U	1.0 U	1.0 U	1.0 U	1.0 U	1.0 U	1.0 U	1.0 U	1.0 U	1.0 U
Chloride	250	76.2	<b>383</b>	94.8	20.5	231	228	<b>325</b>	<b>374</b>	47.4	<b>294</b>	76.9	102
Cyanide	0.2	0.01 U	0.01 U	0.01 U	0.01 U	0.004 J	0.0036 J	0.0036 J	0.01 U	0.01 U	0.01 U	0.01 U	0.01 U
Hardness	--	25.0	100	53.3	14.0	80.0	70.0	80.0	120	40.0	85.0	46.7	43.3
Hexavalent Chromium	0.05	0.020 UJ	0.10 U	0.020 U	0.020 U	0.10 U	0.10 U	0.10 U	0.020 U	0.020 U	0.020 U	0.020 U	0.020 U
Nitrogen, Ammonia	2	<b>11.7</b>	<b>145</b>	0.10 U	1.1	<b>96.5</b>	<b>88.5</b>	<b>36.0</b>	<b>3.3</b>	0.72	0.32 UB	1.7	<b>2.2</b>
Nitrogen, Kjeldahl, Total	—	11.2 J	131	0.10 U	0.77	137	128	37.2	0.58	0.18	0.15	0.86	2.0
Nitrate	10	0.47	0.050 UJ	4.7	1.5 J	0.050 UJ	0.050 UJ	2.3 J	3.6	2.3	1.1	4.6	2.3
Nitrite	1	0.050 U	0.050 U	0.13 J	0.050 U	0.050 U	0.050 U	0.050 U	0.050 U	0.050 U	0.050 U	0.050 U	0.050 U
Phenolics, Total	0.001	0.010 U	0.010 U	0.010 U	<b>0.011</b>	0.010 U	0.010 U	0.010 U	0.010 U	0.010 U	0.010 U	0.010 U	0.010 U
Sulfate	250	36.6	5.0 U	24.3	13.3	5.0 U	4.7 J	24.7	5.0 U	27.9	31.6	20.7	21.4
Total Dissolved Solids	—	400 J	1690 J	362 J	224 J	996 J	896 J	1100 J	666 J	179 J	718 J	308 J	310 J

Footnotes/Qualifiers:  
 mg/l Milligrams per liter  
 U Compound was analyzed for but not detected  
 J Estimated detection limit or value  
 UB Non-detect based on blank results  
 -- No standard or not analyzed  
**Exceeds NYSDEC Class GA Standard or Guidance Value**

Table 3  
 Old Bethpage Landfill Complex  
 Post-Termination Groundwater Monitoring Program  
 Monitoring Well Sample Results  
 Leachate Indicator Parameters

Sample ID Sample Date		OBS-1 05/22/19
Units in mg/l		
LEACHATE INDICATORS	NYSDEC Class GA Standard or Guidance Value	
Alkalinity, Total	—	186
Alkalinity,Bicarbonate	—	186
Alkalinity,Carbonate	—	1.0 U
Chloride	250	77.3
Cyanide	0.2	0.01 U
Hardness	—	85.0
Hexavalent Chromium	0.05	0.020 U
Nitrogen, Ammonia	2	19.7
Nitrogen, Kjeldahl, Total	—	18.0
Nitrate	10	0.42
Nitrite	1	0.050 U
Phenolics, Total	0.001	0.010 U
Sulfate	250	32.0
Total Dissolved Solids	—	498 J

Table 1  
 Old Bethpage Landfill Complex  
 Post-Termination Groundwater Monitoring Program  
 Monitoring Well Sample Results  
 Volatile Organic Compounds

Sample ID Sample Date		LF-1 08/28/19	LF-2 08/28/19	MW-05B 08/26/19	MW-06A 08/27/19	MW-06B 08/27/19	MW-06C 08/27/19	MW-06E 08/27/19	MW-06F 08/27/19
Units In ug/l									
VOLATILE COMPOUNDS									
	NYSDEC Class GA Standard or Guidance Value								
1,1,1-Trichloroethane	5	1 U	1 U	1 U	1 U	1 U	1 U	1 U	1 U
1,1-Dichloroethane	5	1 U	1 U	1 U	1 UJ	1 UJ	1 UJ	1 UJ	1 UJ
1,1-Dichloroethene	5	1 U	1 U	1 U	1 U	1 U	1 U	1 U	1 U
1,2-Dichlorobenzene	3	1 U	1 U	1 U	1 U	1 U	1 U	1 U	1 U
1,2-Dichloroethane	0.6	1 U	1 U	1 U	1 U	1 U	1 U	1 U	1 U
1,2-Dichloropropane	1	1 U	1 U	1 U	1 U	1 U	1 U	1 U	1 U
1,3-Dichlorobenzene	3	1 U	1 U	1 U	1 U	1 U	1 U	1 U	1 U
1,4-Dichlorobenzene	3	1 U	2.3	1 U	1 U	2.7	2.1	1.1	1 U
Benzene	1	1 U	2.8 J	1 U	1 U	1.7	1.5	1 U	1 U
Bromodichloromethane	50	1 U	1 U	1 U	1 U	1 U	1 U	1 U	1 U
Bromoform	50	1 U	1 U	1 U	1 U	1 U	1 U	1 U	1 U
Carbon Tetrachloride	5	1 U	1 U	1 U	1 U	1 U	1 U	1 U	1 U
Chlorobenzene	5	1 U	1.4	1 U	1 U	5.7	4.2	2.1	1 U
Chloroethane	5	1 U	1 U	1 U	1 U	1 U	1 U	1 U	1 U
Chloroform	7	1 U	1 U	1 U	1 U	1 U	1 U	1 U	1 U
Cis-1,2-Dichloroethylene	5	1 U	1 U	1 U	1 U	1 U	1 U	1 U	1 U
Dibromochloromethane	50	1 U	1 U	1 U	1 U	1 U	1 U	1 U	1 U
Dichlorodifluoromethane	5	1 U	1 U	1 U	1 U	1 U	1 U	1 U	1 U
Ethylbenzene	5	1 U	1 U	1 U	1 U	1 U	1 U	1 U	1 U
Isopropylbenzene (Cumene)	5	1 U	1 U	1 U	1 U	2.1	2	1 U	1 U
Methylene Chloride	5	1 U	1 U	1 U	1 U	1 U	1 U	1 U	1 U
n-Butylbenzene	5	1 U	1 U	1 U	1 U	1 U	1 U	1 U	1 U
tert-Butylbenzene	5	1 U	1 U	1 U	1 U	1 U	1 U	1 U	1 U
Tetrachloroethylene(PCE)	5	1 U	1 U	1 U	1 U	1 U	1 U	1 U	1 U
Toluene	5	1 U	1 U	1 U	1 U	1 U	1 U	1 U	1 U
Trans-1,2-Dichloroethene	5	1 U	1 U	1 U	1 U	1 U	1 U	1 U	1 U
Trichloroethylene (TCE)	5	1 U	1 U	1.8	1.2	1 U	1 U	1 U	1 U
Vinyl Chloride	2	1 U	1 U	1 U	1 U	1 U	1 U	1 U	1 U
Xylenes, Total	5	3 U	3 U	3 U	3 U	3 U	3 U	3 U	3 U
Total Volatile Compounds	--	ND	6.5	1.8	1.2	12.2	9.8	3.2	ND

Footnotes/Qualifiers:

- ug/l Micrograms per liter
- U Compound was analyzed for but not detected
- J Estimated value or limit
- No standard
- ND Not detected

**Exceeds NYSDEC Class GA Standard or Guidance Value**

Table 1  
 Old Bethpage Landfill Complex  
 Post-Termination Groundwater Monitoring Program  
 Monitoring Well Sample Results  
 Volatile Organic Compounds

Sample ID Sample Date		MW-08A 08/26/19	MW-08B 08/26/19	MW-09B 08/26/19	MW-09C 08/26/19	OBS-1 08/26/19
Units in ug/l						
	NYSDEC Class GA Standard or Guidance Value					
VOLATILE COMPOUNDS						
1,1,1-Trichloroethane	5	1 U	1 U	1 U	1 U	1 U
1,1-Dichloroethane	5	1 U	1 U	1 U	1 U	1 U
1,1-Dichloroethene	5	1 U	1 U	1 U	1 U	1 U
1,2-Dichlorobenzene	3	1 U	1 U	1 U	1 U	1 U
1,2-Dichloroethane	0.6	1 U	1 U	1 U	1 U	1 U
1,2-Dichloropropane	1	1 U	1 U	1 U	1 U	1 U
1,3-Dichlorobenzene	3	1 U	1 U	1 U	1 U	1 U
1,4-Dichlorobenzene	3	1 U	1 U	1 U	1 U	1 U
Benzene	1	1 U	1 U	1 U	1 U	1 U
Bromodichloromethane	50	1 U	1 U	1 U	1 U	1 U
Bromoform	50	1 U	1 U	1 U	1 U	1 U
Carbon Tetrachloride	5	1 U	1 U	1 U	1 U	1 U
Chlorobenzene	5	1 U	1 U	1 U	1 U	1 U
Chloroethane	5	1 U	1 U	1 U	1 U	1 U
Chloroform	7	1 U	1 U	1 U	1 U	1 U
Cis-1,2-Dichloroethylene	5	<b>15.5</b>	1 U	1 U	1 U	1 U
Dibromochloromethane	50	1 U	1 U	1 U	1 U	1 U
Dichlorodifluoromethane	5	1 U	1 U	1 U	1 U	1 U
Ethylbenzene	5	1 U	1 U	1 U	1 U	1 U
Isopropylbenzene (Cumene)	5	1 U	1 U	1 U	1 U	1 U
Methylene Chloride	5	1 U	1 U	1 U	1 U	1 U
n-Butylbenzene	5	1 U	1 U	1 U	1 U	1 U
tert-Butylbenzene	5	1 U	1 U	1 U	1 U	1 U
Tetrachloroethylene(PCE)	5	3.5	1 U	1 U	1 U	1 U
Toluene	5	1 U	1 U	1 U	1 U	1 U
Trans-1,2-Dichloroethene	5	1 U	1 U	1 U	1 U	1 U
Trichloroethylene (TCE)	5	2.5	1 U	2.9	2.1	1 U
Vinyl Chloride	2	1 U	1 U	1 U	1 U	1 U
Xylenes, Total	5	3 U	3 U	3 U	3 U	3 U
Total Volatile Compounds	--	21.5	ND	2.9	2.1	ND

## Footnotes/Qualifiers:

ug/l Micrograms per liter  
 U Compound was analyzed for but not detected  
 J Estimated value or limit  
 -- No standard  
 ND Not detected

**Exceeds NYSDEC Class GA Standard or Guidance Value**

Table 2  
 Old Bethpage Landfill Complex  
 Post-Termination Groundwater Monitoring Program  
 Monitoring Well Sample Results  
 Total and Dissolved Metals

Units in ug/l	Sample ID Sample Date Type:	LF-1 08/28/19		LF-2 08/28/19		MW-05B 08/26/19		MW-06A 08/27/19		MW-06B 08/27/19		MW-06C 08/27/19	
		Total	Dissolved	Total	Dissolved	Total	Dissolved	Total	Dissolved	Total	Dissolved	Total	Dissolved
METALS	NYSDEC Class GA Standard or Guidance Value												
Aluminum	--	200 U	200 U	200 U	200 U	200 U	200 U	200 U	200 U	200 U	200 U	200 U	200 U
Barium	1000	74.1 J	79.7 J	47.3 J	49.2 J	37.1 J	39.6 J	31.5 J	33.4 J	51.2 J	53.4 J	22.2 J	23.2 J
Calcium	--	11300	12100	31600	32300	13000	13800	2040	2130	18000	18500	20300	20800
Chromium	50	10 U	10 U	9.6 J	9 J	10 U	10 U	1.5 J	10 U	10 U	10 U	10 U	10 U
Copper	200	25 U	25 U	25 U	25 U	25 U	25 U	25 U	25 U	25 U	25 U	25 U	25 U
Iron	300*	<b>11000</b>	<b>11500</b>	<b>7400</b>	<b>7540</b>	100 U	20 U	151 UB	146	<b>10500</b>	<b>10600</b>	<b>3490</b>	<b>3520</b>
Lead	25	5 U	5 U	5 U	5 U	5 U	5 U	5 U	5 U	5 U	5 U	5 U	5 U
Magnesium	35000	9330	9930	21300	21500	5670	6050	2080	2160	14500	14700	12600	12800
Manganese	300*	<b>2120</b>	<b>2240</b>	<b>157</b>	<b>160</b>	<b>3410</b>	<b>3610</b>	22.8	21.7	<b>46.6</b>	<b>45.8</b>	<b>51.7</b>	<b>52.6</b>
Mercury	0.7	0.2 U	0.2 U	0.2 U	0.2 U	0.2 U	0.2 U	0.2 U	0.2 U	0.2 U	0.2 U	0.2 U	0.2 U
Nickel	100	6.6 J	7.5 J	17 J	17.1 J	6.6 J	8 J	6.8 J	7.8 J	6.8 J	7.5 J	11.4 J	12.1 J
Potassium	--	16300	17500	133000	145000	11200	12100	2460 J	2680 J	89200	95800	81500	87500
Sodium	20000	<b>53900</b>	<b>59100</b>	<b>424000</b>	<b>451000</b>	<b>61000</b>	<b>65900</b>	12500	13400	<b>201000</b>	<b>214000</b>	<b>233000</b>	<b>248000</b>
Zinc	2000	20 U	20 U	20 U	20 U	20 U	20 U	20 UB	20 UB	20 U	20 U	20 U	20 U

Footnotes/Qualifiers:

- ug/l Micrograms per liter
- U Compound was analyzed for but not detected
- J Estimated detection limit or value
- UB Non-detect based on blank results
- No standard

**Exceeds NYSDEC Class GA Standard or Guidance Value**

\* Iron and magnesium sum is 500

Table 2  
 Old Bethpage Landfill Complex  
 Post-Termination Groundwater Monitoring Program  
 Monitoring Well Sample Results  
 Total and Dissolved Metals

Sample ID Sample Date Type:		MW-06E 08/27/19		MW-06F 08/27/19		MW-08A 08/26/19		MW-08B 08/26/19		MW-09B 08/26/19		MW-09C 08/26/19	
Units in ug/l		Total	Dissolved	Total	Dissolved	Total	Dissolved	Total	Dissolved	Total	Dissolved	Total	Dissolved
METALS	NYSDEC Class GA Standard or Guidance Value												
Aluminum	--	200 U	200 U	138 J	145 J	200 U	200 U	200 U	100 J	200 U	200 U	200 U	200 U
Barium	1000	207	228	207	227	52 J	53.7 J	123 J	130 J	98.3 J	107 J	57 J	62.3 J
Calcium	--	32100	34900	36200	39200	11900	12000	24600	26000	14000	15100	8630	9290
Chromium	50	10 U	10 U	10 U	10 U	10 U	10 U	10 U	10 U	10 U	10 U	10 U	10 U
Copper	200	6.7 J	25 U	7.1 J	12.2 J	25 U	25 U	5.6 J	25 U	25 U	25 U	25 U	25 U
Iron	300*	<b>17800</b>	<b>19000</b>	100 UB	100	100 U	20 U	100 UB	<b>77.1</b>	100 U	20 UB	100 UB	20 U
Lead	25	5 U	5 U	5 U	5 U	5 U	5 U	5 U	5 U	5 U	5 U	5 U	5 U
Magnesium	35000	15000	16200	14100	15300	4730	4840	7790	8200	5800	6290	9050	9780
Manganese	300*	<b>438</b>	<b>475</b>	122	120	82.8	66.6	<b>1050</b>	<b>1100</b>	<b>3340</b>	<b>3560</b>	181	195
Mercury	0.7	0.2 U	0.2 U	0.32	0.2 U	0.2 U	0.11 J	0.11 J	0.2 U	0.2 U	0.2 U	0.2 U	0.2 U
Nickel	100	14.1 J	15.5 J	26.6 J	29.9 J	6.4 J	7.1 J	20.8 J	21.8 J	40 U	40 U	4.5 J	5.8 J
Potassium	--	36200	40500	8790	9510	5780	6030	11500	12300	9830	10900	11800	13200
Sodium	20000	<b>163000</b>	<b>183000</b>	<b>125000</b>	<b>139000</b>	<b>33800</b>	<b>35200</b>	<b>148000</b>	<b>158000</b>	<b>54100</b>	<b>59600</b>	<b>82600</b>	<b>69200</b>
Zinc	2000	20 UB	20 UB	26.8 UB	29.2 UB	20 UB	20 UB	50.1	51.3 UB	20 U	20 U	20 U	20 U

Footnotes/Qualifiers:

- ug/l      Micrograms per liter
- U          Compound was analyzed for but not detected
- J          Estimated detection limit or value
- UB        Non-detect based on blank results
- No standard

**Exceeds NYSDEC Class GA Standard or Guidance Value**

\*          Iron and magnesium sum is 500

Table 2  
 Old Bethpage Landfill Complex  
 Post-Termination Groundwater Monitoring Program  
 Monitoring Well Sample Results  
 Total and Dissolved Metals

Sample ID Sample Date Type:		OBS-1 08/26/19	
		Total	Dissolved
Units in ug/l			
METALS	NYSDEC Class GA Standard or Guidance Value		
Aluminum	--	200 U	168 J
Barium	1000	51.8 J	89.1 J
Calcium	--	17500	18600
Chromium	50	10 U	10 U
Copper	200	25 U	25 U
Iron	300*	100 UB	62.8 UB
Lead	25	5 U	5 U
Magnesium	35000	13500	14200
Manganese	300*	<b>2620</b>	<b>2770</b>
Mercury	0.7	0.2 U	0.2 U
Nickel	100	40 U	5.2 J
Potassium	--	23200	24900
Sodium	20000	<b>58000</b>	<b>62900</b>
Zinc	2000	20 U	20 UB

Footnotes/Qualifiers:

- ug/l Micrograms per liter
- U Compound was analyzed for but not detected
- J Estimated detection limit or value
- UB Non-detect based on blank results
- No standard

**Exceeds NYSDEC Class GA Standard or Guidance Value**

\* Iron and magnesium sum is 500

Table 3  
 Old Bethpage Landfill Complex  
 Post-Termination Groundwater Monitoring Program  
 Monitoring Well Sample Results  
 Leachate Indicator Parameters

Sample ID Sample Date		LF-1 08/28/19	LF-2 08/28/19	MW-05B 08/26/19	MW-06A 08/27/19	MW-06B 08/27/19	MW-06C 08/27/19	MW-06E 08/27/19	MW-06F 08/27/19	MW-06A 08/26/19	MW-06B 08/26/19
Units in mg/l											
LEACHATE INDICATORS	NYSDEC Class GA Standard or Guidance Value										
Alkalinity, Total	--	109	1170	26.3 J	4.1 J	726 J	691 J	172 J	1 U	12.8 J	10.6 J
Alkalinity,Bicarbonate	--	109	1170	26.3 J	4.1 J	726 J	691 J	172 J	1 U	12.8 J	10.6 J
Alkalinity,Carbonate	--	1 U	1 U	1 U	1 U	1 U	1 U	1 U	1 U	1 U	1 U
Chloride	250	59.1	<b>403</b>	89.7	18.5	225	<b>297</b>	<b>339</b>	<b>316</b>	58.6	<b>290</b>
Cyanide	0.2	0.01 U	0.01 U	0.01 U	0.01 U	0.01 U	0.01 U	0.01 U	0.01 U	0.01 U	0.01 U
Hardness	--	70.0	140	45.0	10.0	100	93.3	200	133	40.0	73.3
Hexavalent Chromium	0.05	0.02 U	0.02 U	0.02 U	0.02 U	0.1 U	0.1 U	0.02 U	0.02 U	0.02 U	0.02 U
Nitrogen, Ammonia	2	<b>11.9</b>	<b>147</b>	0.1 UB	0.55	<b>179</b>	<b>111</b>	<b>33.4</b>	0.16 UB	0.1 U	0.1 UB
Nitrogen, Kjeldahl, Total	--	12.6 J	137 J	0.1 UJ	1.2 J	111 J	98.6 J	34.6 J	1.1 J	0.076 UJB	0.057 UJB
Nitrate	10	0.05 U	0.05 U	5.0	0.85	0.05 UJ	0.05 UJ	2.3 J	3.7	1.8	1.4
Nitrite	1	0.05 U	0.05 U	0.05 U	0.05 UJ	0.05 UJ	0.05 UJ	0.05 UJ	0.05 UJ	0.05 U	0.05 U
Phenolics, Total	0.001	0.005 UB	0.005 UB	0.005 U	<b>0.0167</b>	0.005 UB	0.005 U	0.005 UB	0.005 U	0.005 U	0.005 U
Sulfate	250	45.7	5 U	28.8	14.2	5 U	5.8	41.1	5 U	36.1	38.0
Total Dissolved Solids	--	250	1600	232	62.0 J	786 J	910 J	678 J	614 J	160	520

Footnotes/Qualifiers:  
 mg/l Milligrams per liter  
 U Compound was analyzed for but not detected  
 J Estimated detection limit or value  
 UB Non-detect based on blank results  
 -- No standard or not analyzed

**Exceeds NYSDEC Class GA Standard or Guidance Value**

Table 3  
 Old Bethpage Landfill Complex  
 Post-Termination Groundwater Monitoring Program  
 Monitoring Well Sample Results  
 Leachate Indicator Parameters

Sample ID Sample Date		MW-09B 08/26/19	MW-09C 08/26/19	OBS-1 08/26/19
Units in mg/l				
LEACHATE INDICATORS	NYSDEC Class GA Standard or Guidance Value			
Alkalinity, Total	—	27.4 J	42.8 J	153 J
Alkalinity,Bicarbonate	—	27.4 J	42.8 J	153 J
Alkalinity,Carbonate	—	1 U	1 U	1 U
Chloride	250	88.8	92.8	82.4
Cyanide	0.2	0.01 U	0.01 U	0.01 U
Hardness	—	50.0	45.0	86.7
Hexavalent Chromium	0.05	0.02 U	0.02 U	0.02 U
Nitrogen, Ammonia	2	0.45	1.4	<del>16.9</del>
Nitrogen, Kjeldahl, Total	—	0.45 UJB	1.4 J	15.6 J
Nitrate	10	3.8	0.42	0.52
Nitrite	1	0.05 U	0.05 U	0.05 U
Phenolics, Total	0.001	0.005 U	0.005 U	0.005 U
Sulfate	250	23.3	26.1	40.2
Total Dissolved Solids	—	206	240	292

Footnotes/Qualifiers:

- mg/l Milligrams per liter
- U Compound was analyzed for but not detected
- J Estimated detection limit or value
- UB Non-detect based on blank results
- No standard or not analyzed

**Exceeds NYSDEC Class GA Standard or Guidance Value**

Table 1  
 Old Bethpage Landfill Complex  
 Post-Termination Groundwater Monitoring Program  
 Monitoring Well Sample Results  
 Volatile Organic Compounds

Sample ID	Sample Date	LF-1	LF-2	MW_05B	MW_06A	MW_06B	MW_06C	MW_06E	MW_06F	MW_08A	MW_08B	MW_09B	MW_09C	OBS_1
Units in ug/l		5/20/20	5/20/20	5/18/20	5/19/20	5/19/20	5/19/20	5/19/20	5/19/20	5/18/20	5/18/20	5/18/20	5/18/20	5/18/20
	NYSDEC Class GA Standard or Guidance Value													
<b>VOLATILE COMPOUNDS</b>														
1,1,1-Trichloroethane	5	1 U	1 U	1 U	1 U	1 U	1 U	1 U	1 U	1 U	1 U	1 U	1 U	1 U
1,1-Dichloroethane	5	1 U	1 U	1 U	1 U	1 U	1 U	1 U	1 U	1 U	1 U	1 U	1 U	1 U
1,1-Dichloroethene	5	1 U	1 U	1 U	1 U	1 U	1 U	1 U	1 U	1 U	1 U	1 U	1 U	1 U
1,2-Dichlorobenzene	3	1 U	1 U	1 U	1 U	1 U	1 U	1 U	1 U	1 U	1 U	1 U	1 U	1 U
1,2-Dichloroethane	0.6	1 U	1 U	1 U	1 U	1 U	1 U	1 U	1 U	1 U	1 U	1 U	1 U	1 U
1,2-Dichloropropane	1	1 U	1 U	1 U	1 U	1 U	1 U	1 U	1 U	1 U	1 U	1 U	1 U	1 U
1,3-Dichlorobenzene	3	1 U	1 U	1 U	1 U	1 U	1 U	1 U	1 U	1 U	1 U	1 U	1 U	1 U
1,4-Dichlorobenzene	3	1 U	1.8	1 U	1 U	3	1 U	1 U	1 U	1 U	1 U	1 U	1 U	1 U
Benzene	1	1 U	<b>3.1</b>	1 U	1 U	<b>3.6</b>	1 U	1 U	1 U	1 U	1 U	1 U	1 U	1 U
Bromodichloromethane	50	1 U	1 U	1 U	1 U	1 U	1 U	1 U	1 U	1 U	1 U	1 U	1 U	1 U
Bromoform	50	1 U	1 U	1 U	1 U	1 U	1 U	1 U	1 U	1 U	1 U	1 U	1 U	1 U
Carbon Tetrachloride	5	1 U	1 U	1 U	1 U	1 U	1 U	1 U	1 U	1 U	1 U	1 U	1 U	1 U
Chlorobenzene	5	1 U	1.8	1 U	1 U	<b>8.9</b>	1 U	1.8	1 U	1 U	1 U	1 U	1 U	1 U
Chloroethane	5	1 U	1 U	1 U	1 U	1 U	1 U	1 U	1 U	1 U	1 U	1 U	1 U	1 U
Chloroform	7	1 U	1 U	1 U	1 U	1 U	1 U	1 U	1 U	1 U	1 U	1 U	1 U	1 U
Cis-1,2-Dichloroethylene	5	1 U	1 U	1 U	1 U	1 U	1 U	1 U	1 U	<b>17.2</b>	1 U	1 U	1 U	1 U
Dibromochloromethane	50	1 U	1 U	1 U	1 U	1 U	1 U	1 U	1 U	1 U	1 U	1 U	1 U	1 U
Dichlorodifluoromethane	5	1 U	1 U	1 U	1 U	1 U	1 U	1 U	1 U	1 U	1 U	1 U	1 U	1 U
Ethylbenzene	5	1 U	1 U	1 U	1 U	1 U	1 U	1 U	1 U	1 U	1 U	1 U	1 U	1 U
Isopropylbenzene (Cumene)	5	1 U	4.9	1 U	1 U	2.1	1 U	1 U	1 U	1 U	1 U	1 U	1 U	1 U
Methylene Chloride	5	1 U	1 U	1 U	1 U	1 U	1 U	1 U	1 U	1 U	1 U	1 U	1 U	1 U
n-Butylbenzene	5	1 U	1 U	1 U	1 U	1 U	1 U	1 U	1 U	1 U	1 U	1 U	1 U	1 U
tert-Butylbenzene	5	1 U	1 U	1 U	1 U	1 U	1 U	1 U	1 U	1 U	1 U	1 U	1 U	1 U
Tetrachloroethylene(PCE)	5	1 U	1 U	1 U	1 U	1 U	1 U	1 U	1 U	4.5	1 U	1 U	1 U	1 U
Toluene	5	1 U	1 U	1 U	1 U	1 U	1 U	1 U	1 U	1 U	1 U	1 U	1 U	1 U
Trans-1,2-Dichloroethene	5	1 U	1 U	1 U	1 U	1 U	1 U	1 U	1 U	1 U	1 U	1 U	1 U	1 U
Trichloroethylene (TCE)	5	1 U	1 U	1.6	1 U	1 U	1 U	1 U	1 U	2.9	1 U	1.6	1 U	1 U
Vinyl Chloride	2	1 U	1 U	1 U	1 U	1 U	1 U	1 U	1 U	1 U	1 U	1 U	1 U	1 U
Xylenes, Total	5	3 U	1.3 J	3 U	3 U	3 U	3 U	3 U	3 U	3 U	3 U	3 U	3 U	3 U
<b>Total Volatile Compounds</b>	--	ND	12.9	1.6	ND	17.6	ND	1.8	ND	24.6	ND	1.6	ND	ND

Footnotes/Qualifiers:  
 ug/l Micrograms per liter  
 U Compound was analyzed for but not detected  
 J Estimated value or limit  
 -- No standard  
 ND Not detected

**Exceeds NYSDEC Class GA Standard or Guidance Value**



Table 2  
 Old Bethpage Landfill Complex  
 Post-Termination Groundwater Monitoring Program  
 Monitoring Well Sample Results  
 Total and Dissolved Metals

Sample ID Sample Date Type:		LF-1 5/20/20 Total	LF-1 5/20/20 Dissolved	LF-2 5/20/20 Total	LF-2 5/20/20 Dissolved	MW_05B 5/18/20 Total	MW_05B 5/18/20 Dissolved	MW_06A 5/19/20 Total	MW_06A 5/19/20 Dissolved	MW_06B 5/19/20 Total	MW_06B 5/19/20 Dissolved	MW_06C 5/19/20 Total	MW_06C 5/19/20 Dissolved	MW_06E 5/19/20 Total
Units in ug/l														
METALS	NYSDEC Class GA Standard or Guidance Value													
Aluminum	--	200 U	200 U	200 U	200 U	200 U	200 U	200 U	200 U	200 U	200 U	200 U	200 U	200 U
Barium	1000	102 J	96.7 J	52.8 J	51.9 J	49.8 J	43.2 J	22.3 J	20.5 J	61.5 J	58.2 J	29.7 J	26.8 J	193 J
Calcium	--	15300	15200	34900	35000	15800	15100	1400	1350	20800	20400	47200	46300	30300
Chromium	50	10 U	10 U	13	12.8	10 U	10 U	10 U	6.1 J	11.7	6.8 J	10 U	10 U	10 U
Copper	200	25 U	25 U	11.7 J	25 U	25 U	25 U	25 U	25 U	25 U	25 U	25 U	25 U	25 U
Iron	300 #	<b>14600</b>	<b>14300</b>	<b>9020</b>	<b>8820</b>	100 U	20 U	40.1 UB	103 UB	<b>12800</b>	<b>12200</b>	<b>5220</b>	<b>4810</b>	<b>12600</b>
Lead	25	5 U	5 U	3.6 J	5 U	5 U	5 U	5 U	5 U	5 U	5 U	5 U	5 U	5 U
Magnesium	35000	12500	12600	25200	25800	6520	6580	1470	1450	14600	14600	11300	11700	14800
Manganese	300 #	<b>2670</b>	<b>2630</b>	<b>174</b>	<b>178</b>	<b>3890</b>	<b>3880</b>	8.9 UB	10.5 UB	<b>55.6</b>	<b>55</b>	<b>133</b>	<b>141</b>	<b>401</b>
Mercury	0.7	0.2 U	0.2 U	0.2 U	0.2 U	0.2 U	0.2 U	0.2 U	0.2 U	0.2 U	0.21	0.15 J	0.2 U	0.2 U
Nickel	100	4 J	4 J	14.7 J	14.4 J	2.9 J	2.3 J	40 U	8.5 J	16.8 J	12.7 J	7.9 J	7.3 J	9 J
Potassium	--	17800	16300	133000	132000	10900	8890	5000 U	1990 J	118000	108000	28600	26100	28400
Sodium	20000	<b>70900</b>	<b>71800</b>	<b>481000</b>	<b>488000</b>	<b>77200</b>	<b>71500</b>	8650	7750	<b>316000</b>	<b>313000</b>	<b>220000</b>	<b>207000</b>	<b>179000</b>
Zinc	2000	20 U	3.6 UB	20 U	2.1 UB	20 U	20 U	20 U	23.3	20 U	2.2 UB	20 U	3 UB	17.2 J

Footnotes/Qualifiers:

- ug/l Micrograms per liter
- # Standard for total iron and manganese is 500 ug/l
- U Compound was analyzed for but not detected
- J Estimated detection limit or value
- UB Non-detect based on blank results
- No standard

**Exceeds NYSDEC Class GA Standard or Guidance Value**



Table 2  
 Old Bethpage Landfill Complex  
 Post-Termination Groundwater Monitoring Program  
 Monitoring Well Sample Results  
 Total and Dissolved Metals

Sample ID Sample Date Type:		MW_06E 5/19/20 Dissolved	MW_06F 5/19/20 Total	MW_06F 5/19/20 Dissolved	MW_08A 5/18/20 Total	MW_08A 5/18/20 Dissolved	MW_08B 5/18/20 Total	MW_08B 5/18/20 Dissolved	MW_09B 5/18/20 Total	MW_09B 5/18/20 Dissolved	MW_09C 5/18/20 Total	MW_09C 5/18/20 Dissolved	OBS_1 5/18/20 Total	OBS_1 5/18/20 Dissolved
Units in ug/l														
METALS	NYSDEC Class GA Standard or Guidance Value													
Aluminum	--	200 U	191 J	166 J	200 U	200 U	200 U	200 U	200 U	200 U	200 U	200 U	200 U	200 U
Barium	1000	184 J	248	235	64 J	52.6 J	118 J	103 J	96.8 J	90.8 J	65.2 J	60.9 J	48.2 J	46.4 J
Calcium	--	29100	42800	43400	11200	9640	21600	20500	13300	13500	10200	10200	16100	16000
Chromium	50	10 U	10 U	10 U	10 U	10 U	10 U	10 U	10 U	10 U	10 U	10 U	10 U	10 U
Copper	200	25 U	25 U	25 U	25 U	25 U	25 U	3.9 J	25 U	25 U	25 U	25 U	25 U	25 U
Iron	300 #	<b>12000</b>	79.5 UB	86.8 UB	100 U	20 U	100 U	20 U	100 U	20 U	20.1 UB	10.2 UB	46.2 UB	38 UB
Lead	25	5 U	2.8 J	5.5	5 U	5 U	5 U	5 U	5 U	5 U	5 U	5 U	5 U	5 U
Magnesium	35000	14200	16400	17500	4900	4790	6680	6700	5570	5980	8090	8410	10600	10900
Manganese	300 #	<b>381</b>	114	121	82.9	84.2	<b>910</b>	<b>914</b>	<b>3160</b>	<b>3320</b>	192	202	<b>2470</b>	<b>2560</b>
Mercury	0.7	0.2 U	0.2 U	0.26	0.2 U	0.2 U	0.37	0.2 U	0.2 U	0.2 U	0.2 U	0.2 U	0.2 U	0.2 U
Nickel	100	7.7 J	24.4 J	24.8 J	2.9 J	2.6 J	17.4 J	15.6 J	40 U	40 U	3.9 J	1.9 J	2.8 J	1.9 J
Potassium	--	25700	7790	7130	6200	4280 J	10000	8300	8940	8050	11400	10600	20600	19800
Sodium	20000	<b>180000</b>	<b>175000</b>	<b>171000</b>	<b>38600</b>	<b>30600</b>	<b>165000</b>	<b>150000</b>	<b>56000</b>	<b>55300</b>	<b>70700</b>	<b>68500</b>	<b>55300</b>	<b>54600</b>
Zinc	2000	14.3 UB	26.4	25.8	13.6 J	12.1 UB	54.2	51.3	20 U	4.3 UB	20 U	4.4 UB	20 U	2.9 UB

Footnotes/Qualifiers:

- ug/l Micrograms per liter
- # Standard for total iron and manganese is 500 ug/l
- U Compound was analyzed for but not detected
- J Estimated detection limit or value
- UB Non-detect based on blank results
- No standard

**Exceeds NYSDEC Class GA Standard or Guidance Value**

Table 3  
 Old Bethpage Landfill Complex  
 Post-Termination Groundwater Monitoring Program  
 Monitoring Well Sample Results  
 Leachate Indicator Parameters

Sample ID Sample Date		LF-1 05/20/20	LF-2 05/20/20	MW_05B 05/18/20	MW_06A 05/19/20	MW_06B 05/19/20	MW_06C 05/19/20	MW_06E 05/19/20	MW_06F 05/19/20	MW_08A 05/18/20	MW_08B 05/18/20	MW_09B 05/18/20	MW_09C 05/18/20	OBS_1 05/18/20
Units in mg/l														
LEACHATE INDICATORS	NYSDEC Class GA Standard or Guidance Value													
Alkalinity, Total	---	116	1320	32.2	4.3	1030	390	144	1 U	14	5.8	33.8	44.9	160
Alkalinity,Bicarbonate	---	116	1320	32.2	4.3	1030	390	144	1 U	14	5.8	33.8	44.9	160
Alkalinity,Carbonate	---	1 U	5 U	1 U	1 U	1 U	1 U	1 U	1 U	1 U	1 U	1 U	1 U	1 U
Chloride	250	93.5	<b>429</b>	93.9	9.6	<b>270</b>	186	<b>315</b>	<b>370</b>	41	<b>256</b>	79.9	92.1	65.9
Cyanide	0.2	0.01 U	0.01 U	0.01 U	0.01 U	0.01 U	0.01 U	0.01 U	0.01 U	0.0038 J	0.01 U	0.01 U	0.01 U	0.01 U
Hardness	---	110	210	70	10	130	170	160	100	50	70	70	50	70
Hexavalent Chromium	0.05	0.02 U	0.02 U	0.02 U	0.02 U	0.02 U	0.02 U	0.02 U	0.02 U	0.02 U	0.02 U	0.02 U	0.02 U	0.02 U
Nitrogen, Ammonia	2	<b>13.1</b>	<b>48.7</b>	0.45 UB	0.44 UB	<b>136</b>	<b>15.8</b>	<b>22.7</b>	0.39 UB	0.35 UB	0.51 UB	1.3 UB	2.8 UB	<b>15.3</b>
Nitrogen, Kjeldahl, Total	---	13.1	168	0.2 UB	0.73 UB	172	24.1	25.2	0.1 U	0.1 U	0.17 UB	0.16 UB	2.1 UB	17.4
Nitrate	10	0.05 U	0.05 U	5.8 J	0.8	0.05 U	0.05 U	3.3	4.6	2.5 J	2.1 J	5.1 J	0.84 J	0.52 J
Nitrite	1	0.05 U	0.05 U	0.065	0.05 U	0.05 U	0.05 U	0.064	0.05 U	0.05 U	0.05 U	0.05 U	0.05 U	0.05 U
Phenolics, Total	0.001	0.005 U	<b>0.007 J</b>	0.005 U	<b>0.004 J</b>	<b>0.005 J</b>	0.005 U	<b>0.004 J</b>	0.005 U	0.005 U	0.005 U	0.005 U	<b>0.003 J</b>	0.005 U
Sulfate	250	50	5 U	25.6	7.4	5 U	38.2	44	5 U	32.2	38.4	19.6	22.8	30.8
Total Dissolved Solids	---	319	1790	286	42	1140	739	648	680	125	507	220	247	257

Footnotes/Qualifiers:

- mg/l Milligrams per liter
- U Compound was analyzed for but not detected
- J Estimated detection limit or value
- UB Non-detect based on blank results
- No standard or not analyzed

**Exceeds NYSDEC Class GA Standard or Guidance Value**

Table 1  
 Old Bethpage Landfill Complex  
 Post-Termination Groundwater Monitoring Program  
 Monitoring Well Sample Results  
 Volatile Organic Compounds

Sample ID Sample Date		LF-1 10/29/20	LF-2 10/29/20	MW-05B 10/27/20	MW-06A 10/28/20	MW-06B 10/28/20	MW-06C 10/28/20	MW-06E 10/28/20	MW-06F 10/28/20	MW-08A 10/27/20	MW-08B 10/27/20	MW-09B 10/27/20	MW-09C 10/27/20	OBS-1 10/27/20
Units in ug/l														
	NYSDEC Class GA Standard or Guidance Value													
<b>VOLATILE COMPOUNDS</b>														
1,1,1-Trichloroethane	5	1 U	1 U	1 U	1 U	1 U	1 U	1 U	1 U	1 U	1 U	1 U	1 U	1 U
1,1-Dichloroethane	5	1 U	1 U	1 U	1 U	1 U	1 U	1 U	1 U	1 U	1 U	1 U	1 U	1 U
1,1-Dichloroethene	5	1 U	1 U	1 U	1 U	1 U	1 U	1 U	1 U	1 U	1 U	1 U	1 U	1 U
1,2-Dichlorobenzene	3	1 U	1 U	1 U	1 U	1 U	1 U	1 U	1 U	1 U	1 U	1 U	1 U	1 U
1,2-Dichloroethane	0.6	1 U	1 U	1 U	1 U	1 U	1 U	1 U	1 U	1 U	1 U	1 U	1 U	1 U
1,2-Dichloropropane	1	1 U	1 U	1 U	1 U	1 U	1 U	1 U	1 U	1 U	1 U	1 U	1 U	1 U
1,3-Dichlorobenzene	3	1 U	1 U	1 U	1 U	1 U	1 U	1 U	1 U	1 U	1 U	1 U	1 U	1 U
1,4-Dichlorobenzene	3	1 U	2.1	1 U	1 U	2.8	1.5	1.2	1 U	1 U	1 U	1 U	1 U	1 U
Benzene	1	1 U	<b>3.6</b>	1 U	1 U	<b>1.2</b>	<b>1.4</b>	1 U	1 U	1 U	1 U	1 U	1 U	1 U
Bromodichloromethane	50	1 U	1 U	1 U	1 U	1 U	1 U	1 U	1 U	1 U	1 U	1 U	1 U	1 U
Bromoform	50	1 UJ	1 UJ	1 UJ	1 UJ	1 UJ	1 UJ	1 UJ	1 UJ	1 UJ	1 UJ	1 UJ	1 UJ	1 UJ
Carbon Tetrachloride	5	1 U	1 U	1 U	1 U	1 U	1 U	1 U	1 U	1 U	1 U	1 U	1 U	1 U
Chlorobenzene	5	1 U	1.7	1 U	1 U	4.5	2.9	1.5	1 U	1 U	1 U	1 U	1 U	1 U
Chloroethane	5	1 U	1 U	1 U	1 U	1 U	1 U	1 U	1 U	1 U	1 U	1 U	1 U	1 U
Chloroform	7	1 U	1 U	1 U	1 U	1 U	1 U	1 U	1 U	1 U	1 U	1 U	1 U	1 U
Cis-1,2-Dichloroethylene	5	1 U	1 U	1 U	1 U	1 U	1 U	1 U	1 U	<b>21.2</b>	1 U	1 U	1 U	1 U
Dibromochloromethane	50	1 UJ	1 UJ	1 UJ	1 UJ	1 UJ	1 UJ	1 UJ	1 UJ	1 UJ	1 UJ	1 UJ	1 UJ	1 UJ
Dichlorodifluoromethane	5	1 U	1 U	1 U	1 U	1 U	1 U	1 U	1 U	1 U	1 U	1 U	1 U	1 U
Ethylbenzene	5	1 U	1 U	1 U	1 U	1 U	1 U	1 U	1 U	1 U	1 U	1 U	1 U	1 U
Isopropylbenzene (Cumene)	5	1 U	<b>5.5</b>	1 U	1 U	1.7	1.4	1 U	1 U	1 U	1 U	1 U	1 U	1 U
Methylene Chloride	5	1 U	1 U	1 U	1 U	1 U	1 U	1 U	1 U	1 U	1 U	1 U	1 U	1 U
n-Butylbenzene	5	1 U	1 U	1 U	1 U	1 U	1 U	1 U	1 U	1 U	1 U	1 U	1 U	1 U
tert-Butylbenzene	5	1 U	1 U	1 U	1 U	1 U	1 U	1 U	1 U	1 U	1 U	1 U	1 U	1 U
Tetrachloroethylene(PCE)	5	1 U	1 U	1 U	1 U	1 U	1 U	1 U	1 U	<b>8.4</b>	1 U	1 U	1 U	1 U
Toluene	5	1 U	1 U	1 U	1 U	1 U	1 U	1 U	1 U	1 U	1 U	1 U	1 U	1 U
Trans-1,2-Dichloroethene	5	1 U	1 U	1 U	1 U	1 U	1 U	1 U	1 U	1 U	1 U	1 U	1 U	1 U
Trichloroethylene (TCE)	5	1 U	1 U	1.7	1.1	1 U	1 U	1 U	1 U	3.8	1 U	1.5	1	1 U
Vinyl Chloride	2	1 U	1 U	1 U	1 U	1 U	1 U	1 U	1 U	1 U	1 U	1 U	1 U	1 U
Xylenes, Total	5	3 U	2.8 J	3 U	3 U	3 U	3 U	3 U	3 U	3 U	3 U	3 U	3 U	3 U
<b>Total Volatile Compounds</b>	--	ND	15.7	1.7	1.1	10.2	7.2	2.7	ND	33.4	ND	1.5	1	ND

Footnotes/Qualifiers:  
 ug/l Micrograms per liter  
 U Compound was analyzed for but not detected  
 J Estimated value or limit  
 -- No standard  
 ND Not detected

**Exceeds NYSDEC Class GA Standard or Guidance Value**



Table 2  
 Old Bethpage Landfill Complex  
 Post-Termination Groundwater Monitoring Program  
 Monitoring Well Sample Results  
 Total and Dissolved Metals

Sample ID Sample Date Type:		LF-1 10/29/20 Total	LF-1 10/29/20 Dissolved	LF-2 10/29/20 Total	LF-2 10/29/20 Dissolved	MW-05B 10/27/20 Total	MW-05B 10/27/20 Dissolved	MW-06A 10/28/20 Total	MW-06A 10/28/20 Dissolved	MW-06B 10/28/20 Total	MW-06B 10/28/20 Dissolved	MW-06C 10/28/20 Total	MW-06C 10/28/20 Dissolved	MW-06E 10/28/20 Total	MW-06E 10/28/20 Dissolved
Units in ug/l															
METALS	NYSDEC Class GA Standard or Guidance Value														
Aluminum	--	200 U	200 U	200 U	200 U	200 U	200 U	200 U	200 U	47.8 J	200 U	200 U	200 U	200 U	200 U
Barium	1000	114 J	96.3 J	58 J	46.3 J	41.2 J	42.6 J	19.3 J	18.9 J	39.2 J	42.5 J	24.3 J	27.2 J	153 J	158 J
Calcium	--	17000	16500	39200	37700	12900	13500	1280	1250	13500	14400	30600	33800	23200	24000
Chromium	50	2.3 J	10 U	14.6	11.7	2.1 J	10 U	10 U	10 U	3.9 J	3.9 J	3.1 J	4.1 J	2.4 J	2.1 J
Copper	200	8 J	25 U	25 U	5.7 J	25 U	25 U	25 U	25 U	25 U	25 U	25 U	25 U	25 U	25 U
Iron	300 #	<b>19700</b>	<b>2290</b>	<b>9810</b>	<b>4920</b>	23.3 UB	20 U	198 UB	197 UB	<b>8870</b>	<b>9350</b>	<b>3780</b>	<b>4160</b>	<b>12100</b>	<b>12400</b>
Lead	25	5 U	5 U	5 U	5 U	5 U	5 U	5 U	5 U	5 U	5 U	5 U	5 U	5 U	5 U
Magnesium	35000	14600	14100	28800	27000	5310	5530	1270	1230	11100	11900	11600	12800	12300	12700
Manganese	300 #	<b>3050</b>	<b>2950</b>	<b>177</b>	<b>171</b>	<b>3250</b>	<b>3310</b>	10.2 UB	10.1	<b>40.5</b>	<b>41.8</b>	<b>76.4</b>	<b>84.7</b>	<b>309</b>	<b>316</b>
Mercury	0.7	0.17 UB	0.2 U	0.23 UB	0.12 UB	0.2 UB	0.12 UB	0.2 UB	0.11 UB	0.2 U	0.2 U	0.18 UB	0.2 U	0.2 U	0.11 UB
Nickel	100	10 J	8.8 J	20.9 J	19.8 J	11.4 J	9.8 J	5.8 J	5.4 J	12.7 J	14.3 J	12.3 J	15.1 J	15.1 J	15.5 J
Potassium	--	18800	18300	145000	137000	10600	10400	1450 J	1440 J	84700	87400	66800	70100	33200	33500
Sodium	20000	<b>60100</b>	<b>58400</b>	<b>454000</b>	<b>434000</b>	<b>64900</b>	<b>70200</b>	6220	6000	<b>215000</b>	<b>237000</b>	<b>219000</b>	<b>248000</b>	<b>157000</b>	<b>166000</b>
Zinc	2000	5 J	20 U	20 U	20 U	20 U	20 U	11 J	5.4 UB	20 U	20 U	20 U	20 U	12.4 J	10.1 UB

Footnotes/Qualifiers:

- ug/l Micrograms per liter
- # Standard for total iron and manganese is 500 ug/l
- U Compound was analyzed for but not detected
- J Estimated value
- UB Non-detect based on blank results
- No standard

**Exceeds NYSDEC Class GA Standard or Guidance Value**



Table 2  
 Old Bethpage Landfill Complex  
 Post-Termination Groundwater Monitoring Program  
 Monitoring Well Sample Results  
 Total and Dissolved Metals

Sample ID Sample Date Type:		MW-06F 10/28/20 Total	MW-06F 10/28/20 Dissolved	MW-08A 10/27/20 Total	MW-08A 10/27/20 Dissolved	MW-08B 10/27/20 Total	MW-08B 10/27/20 Dissolved	MW-09B 10/27/20 Total	MW-09B 10/27/20 Dissolved	MW-09C 10/27/20 Total	MW-09C 10/27/20 Dissolved	OBS-1 10/27/20 Total	OBS-1 10/27/20 Dissolved
Units in ug/l													
METALS	NYSDEC Class GA Standard or Guidance Value												
Aluminum	--	177 J	169 J	41.4 J	200 U	38 J	200 U	200 U	200 U	200 U	200 U	200 U	200 U
Barium	1000	228	250	59.9 J	67.5 J	94 J	97.5 J	81.1 J	87.2 J	63.6 J	68.5 J	43.5 J	47 J
Calcium	--	40200	43800	10700	12600	20600	21200	11400	12300	10600	11300	14900	16100
Chromium	50	1.5 J	1.8 J	10 U	10 U	10 U	10 U	10 U	10 U	10 U	10 U	10 U	10 U
Copper	200	25 U	25 U	25 U	25 U	25 U	25 U	25 U	25 U	25 U	25 U	25 U	25 U
Iron	300 #	91.7 UB	80.2 UB	100 U	20 U	100 U	20 U	8.3 UB	20 U	23.4 UB	9.1 UB	34 UB	30
Lead	25	5 U	5 U	5 U	5 U	5 U	5 U	5 U	5 U	5 U	5 U	5 U	5 U
Magnesium	35000	15500	16800	5320	5790	6180	6390	4850	5250	8250	8900	10100	10900
Manganese	300 #	114	124	91.8	91.8	<b>851</b>	<b>872</b>	<b>3010</b>	<b>3200</b>	215	229	<b>2520</b>	<b>2710</b>
Mercury	0.7	0.37 UB	0.11 UB	0.13 UB	0.2 U	0.18 UB	0.1 UB	0.13 UB	0.2 U	0.16 UB	0.1 UB	0.2 U	0.2 U
Nickel	100	29.2 J	33.3 J	7.3 J	8.5 J	19.8 J	21.2 J	40 U	40 U	6.3 J	6.3 J	5.8 J	6.3 J
Potassium	--	9510	9750	5220	5610	11100	10900	8770	8990	12600	12700	22200	23100
Sodium	20000	<b>138000</b>	<b>155000</b>	<b>21800</b>	<b>26400</b>	<b>136000</b>	<b>147000</b>	<b>46400</b>	<b>52200</b>	<b>62800</b>	<b>70100</b>	<b>53900</b>	<b>60500</b>
Zinc	2000	26.4	27 UB	9.6 J	11.1 UB	41.1	42.9 UB	20 U	20 U	20 U	20 U	20 U	20 U

Footnotes/Qualifiers:

- ug/l Micrograms per liter
- # Standard for total iron and manganese is 500 ug/l
- U Compound was analyzed for but not detected
- J Estimated value
- UB Non-detect based on blank results
- No standard

**Exceeds NYSDEC Class GA Standard or Guidance Value**

Table 3  
 Old Bethpage Landfill Complex  
 Post-Termination Groundwater Monitoring Program  
 Monitoring Well Sample Results  
 Leachate Indicator Parameters

Sample ID Sample Date		LF-1 10/29/20	LF-2 10/29/20	MW-05B 10/27/20	MW-06A 10/28/20	MW-06B 10/28/20	MW-06C 10/28/20	MW-06E 10/28/20	MW-06F 10/28/20	MW-08A 10/27/20	MW-08B 10/27/20	MW-09B 10/27/20	MW-09C 10/27/20	OBS-1 10/27/20
Units in mg/l														
LEACHATE INDICATORS	NYSDEC Class GA Standard or Guidance Value													
Alkalinity, Total	---	123	1380	39.0	3.2	676	603	145	1.0 U	12.7	9.9	31.6	48.3	162
Alkalinity,Bicarbonate	---	123	--	39.0	3.2	676	603	145	1.0 U	12.7	9.9	31.6	48.3	162
Alkalinity,Carbonate	---	1.0 U	--	1.0 U	1.0 U	1.0 U	1.0 U	1.0 U	1.0 U	1.0 U	1.0 U	1.0 U	1.0 U	1.0 U
Chloride	250	98.0	<b>460</b>	89.5	7.6	230	248	<b>308</b>	<b>358</b>	41.9	<b>267</b>	74.8	114	75.7
Cyanide	0.2	0.004 J	0.0021 J	0.01 U	0.01 U	0.01 U	0.01 U	0.01 U	0.01 U	0.01 U	0.01 U	0.01 U	0.0026 J	0.01 U
Hardness	---	103	216	54.1	8.43	79.4	124	109	164	48.6	76.9	48.4	60.4	78.8
Hexavalent Chromium	0.05	0.020 U	0.020 U	0.020 U	0.020 UJ	0.020 UJ	0.020 UJ	0.020 UJ	0.020 UJ	0.020 U	0.020 U	0.020 U	0.020 U	0.020 UJ
Nitrogen, Ammonia	2	<b>17.3</b>	<b>170</b>	0.10 U	0.39	<b>99.3</b>	<b>79.5</b>	<b>31.1</b>	0.34	0.083 J	0.10 U	0.43	1.8	<b>16.2</b>
Nitrogen, Kjeldahl, Total	---	17.1	149	0.10 U	1.8	121	86.4	35.1	0.10 U	0.10 U	0.17	0.10 U	2.1	18.5
Nitrate	10	0.050 U	0.050 U	5.1	0.26	0.050 U	0.050 U	2.6	5.5	2.9	3.3	6.9	0.49	0.65
Nitrite	1	0.050 U	0.050 U	0.037 J	0.050 U	0.050 U	0.050 U	0.042 J	0.050 U	0.050 U	0.050 U	0.050 U	0.050 U	0.050 U
Phenolics, Total	0.001	0.005 U	<b>0.007</b>	0.005 U	0.005 U	<b>0.008</b>	0.0059	<b>0.005 J</b>	0.005 U	0.005 U	0.005 U	<b>0.005 J</b>	0.005 U	0.005 U
Sulfate	250	34.6	5.0 U	25.6	7.7	5.0 U	14.5	46.5	5.0 U	26.1	30.8	20.1	20.2	22.0
Total Dissolved Solids	---	365	1790	274	53.0	793	849	648	680	134	473	216	286	282

Footnotes/Qualifiers:

- mg/l Milligrams per liter
- U Compound was analyzed for but not detected
- J Estimated detection limit or value
- No standard or not analyzed

**Exceeds NYSDEC Class GA Standard or Guidance Value**

Table 1  
 Old Bethpage Landfill Complex  
 Post-Termination Groundwater Monitoring Program  
 Monitoring Well Sample Results  
 Volatile Organic Compounds

Sample ID Sample Date		LF-1 5/19/21	LF-2 5/19/21	MW-05B 5/17/21	MW-06A 5/18/21	MW-06B 5/18/21	MW-06C 5/18/21	MW-06E 5/18/21	MW-06F 5/18/21	MW-08A 5/17/21	MW-08B 5/17/21	MW-09B 5/17/21	MW-09C 5/17/21	OBS-1 5/17/21
Units in ug/l														
VOLATILE COMPOUNDS														
	NYSDEC Class GA Standard or Guidance Value													
1,1,1-Trichloroethane	5	1 U	1 U	1 U	1 U	1 U	1 U	1 U	1 U	1 U	1 U	1 U	1 U	1 U
1,1-Dichloroethane	5	1 U	1 U	1 U	1 U	1 U	1 U	1 U	1 U	1 U	1 U	1 U	1 U	1 U
1,1-Dichloroethene	5	1 U	1 U	1 U	1 U	1 U	1 U	1 U	1 U	1 U	1 U	1 U	1 U	1 U
1,2-Dichlorobenzene	3	1 U	1 U	1 U	1 U	1.6	1 U	1 U	1 U	1 U	1 U	1 U	1 U	1 U
1,2-Dichloroethane	0.6	1 U	1 U	1 U	1 U	1 U	1 U	1 U	1 U	1 U	1 U	1 U	1 U	1 U
1,2-Dichloropropane	1	1 U	1 U	1 U	1 U	1 U	1 U	1 U	1 U	1 U	1 U	1 U	1 U	1 U
1,3-Dichlorobenzene	3	1 U	1 U	1 U	1 U	1 U	1 U	1 U	1 U	1 U	1 U	1 U	1 U	1 U
1,4-Dichlorobenzene	3	1 U	<u>3.1</u>	1 U	1 U	<u>4.9</u>	1 U	1 U	1 U	1 U	1 U	1 U	1 U	1 U
Benzene	1	1 U	<u>4.5</u>	1 U	1 U	<u>5.7</u>	1 U	1 U	1 U	1 U	1 U	1 U	1 U	1 U
Bromodichloromethane	50	1 U	1 U	1 U	1 U	1 U	1 U	1 U	1 U	1 U	1 U	1 U	1 U	1 U
Bromoform	50	1 U	1 U	1 U	1 U	1 U	1 U	1 U	1 U	1 U	1 U	1 U	1 U	1 U
Carbon Tetrachloride	5	1 U	1 U	1 U	1 U	1 U	1 U	1 U	1 U	1 U	1 U	1 U	1 U	1 U
Chlorobenzene	5	1 U	3.7	1 U	1 U	<u>13.4</u>	1 U	1 U	1 U	1 U	1 U	1 U	1 U	1 U
Chloroethane	5	1 U	1 U	1 U	1 U	1 U	1 U	1 U	1 U	1 U	1 U	1 U	1 U	1 U
Chloroform	7	1 U	1 U	1 U	1 U	1 U	1 U	1 U	1 U	1 U	1 U	1 U	1 U	1 U
Cis-1,2-Dichloroethylene	5	1.2	1 U	1 U	1 U	1 U	1 U	1 U	<u>21.9</u>	1 U	1 U	1 U	1 U	1 U
Dibromochloromethane	50	1 U	1	1 U	1 U	1 U	1 U	1 U	1 U	1 U	1 U	1 U	1 U	1 U
Dichlorodifluoromethane	5	1 U	1 U	1 U	1 U	1 U	1 U	1 U	1 U	1 U	1 U	1 U	1 U	1 U
Ethylbenzene	5	1 U	1 U	1 U	1 U	1 U	1 U	1 U	1 U	1 U	1 U	1 U	1 U	1 U
Isopropylbenzene (Cumene)	5	1 U	<u>12.9</u>	1 U	1 U	3.3	1 U	1 U	1 U	1 U	1 U	1 U	1 U	1 U
Methylene Chloride	5	1 U	1 U	1 U	1 U	1 U	1 U	1 U	1 U	1 U	1 U	1 U	1 U	1 U
n-Butylbenzene	5	1 U	1 U	1 U	1 U	1 U	1 U	1 U	1 U	1 U	1 U	1 U	1 U	1 U
tert-Butylbenzene	5	1 U	1 U	1 U	1 U	1 U	1 U	1 U	1 U	1 U	1 U	1 U	1 U	1 U
Tetrachloroethylene(PCE)	5	1 U	1 U	1 U	1 U	1 U	1 U	1 U	<u>7.5</u>	1 U	1 U	1 U	1 U	1 U
Toluene	5	1 U	1 U	1 U	1 U	1 U	1 U	1 U	1 U	1 U	1 U	1 U	1 U	1 U
Trans-1,2-Dichloroethene	5	1 U	1 U	1 U	1 U	1 U	1 U	1 U	1 U	1 U	1 U	1 U	1 U	1 U
Trichloroethylene (TCE)	5	3.8	1 U	1 U	1 U	1 U	1 U	1 U	3.3	1 U	1.5	1 U	1 U	1 U
Vinyl Chloride	2	1 U	1 U	1 U	1 U	1 U	1 U	1 U	1 U	1 U	1 U	1 U	1 U	1 U
Xylenes, Total	5	3 U	3.8	3 U	3 U	3 U	3 U	3 U	3 U	3 U	3 U	3 U	3 U	3 U
<b>Total Volatile Compounds</b>	--	5	28	ND	ND	28.9	ND	ND	ND	32.7	ND	1.5	ND	ND

ug/l Micrograms per liter  
 U Compound was analyzed for but not detected  
 J Estimated value or limit  
 -- No standard  
 ND Not detected

**Exceeds NYSDEC Class GA Standard or Guidance Value**

Table 2  
 Old Bethpage Landfill Complex  
 Post-Termination Groundwater Monitoring Program  
 Monitoring Well Sample Results  
 Total and Dissolved Metals

Sample ID Sample Date Type:		LF-1 5/19/21 Total	LF-1 5/19/21 Dissolved	LF-2 5/19/21 Total	LF-2 5/19/21 Dissolved	MW-05B 5/17/21 Total	MW-05B 5/17/21 Dissolved	MW-06A 5/18/21 Total	MW-06A 5/18/21 Dissolved	MW-06B 5/18/21 Total	MW-06B 5/18/21 Dissolved	MW-06C 5/18/21 Total	MW-06C 5/18/21 Dissolved	MW-06E 5/18/21 Total
Units in ug/l														
METALS	NYSDEC Class GA Standard or Guidance Value													
Aluminum	--	200 U	200 U	200 U	200 U	200 U	200 U	200 U	200 U	200 U	200 U	200 U	200 U	200 U
Barium	1000	72.5 J	72.1 J	61.8 J	61.9 J	40.9 J	41 J	15.5 J	15 J	66.8 J	68.5 J	29.2 J	28.9 J	179 J
Calcium	--	15900	16400	41500	42500	13100 J	13700 J	1040	979 J	22600	23500	50000	51200	25200
Chromium	50	10 U	10 U	11.2	10.4	10 U	10 U	10 U	10 U	2.3 J	2 J	40.5	4.7 J	10 U
Copper	200	25 U	25 U	25 U	25 U	25 U	25 U	25 U	25 U	25 U	25 U	25 U	25 U	25 U
Iron	300 #	<b>19900</b>	<b>20200</b>	<b>10500</b>	<b>10400</b>	100 U	20 U	26.1 J	20 UB	<b>13600</b>	<b>14000</b>	<b>5640</b>	<b>4970</b>	<b>5250</b>
Lead	25	5 U	5 U	5 U	5 U	5 U	5 U	5 U	5 U	5 U	5 U	5 U	5 U	5 U
Magnesium	35000	11800	12300	30200	30100	5420	5750	954	976 J	21700	22400	11800	12100	11700
Manganese	300 #	<b>3000</b>	<b>2980</b>	<b>175</b>	<b>176</b>	<b>3100 J</b>	<b>3140 J</b>	5.4 J	5.2 J	<b>49.2</b>	<b>49.4</b>	<b>156</b>	<b>153</b>	<b>328</b>
Mercury	0.7	0.2 U	0.2 U	0.2 U	0.2 U	0.2 U	0.2 U	0.2 U	0.2 U	0.2 U	0.2 U	0.2 U	0.2 U	0.2 U
Nickel	100	6.9 J	6.6 J	21.9 J	22.1 J	7.9 J	7.2 J	4.8 J	40 U	13 J	13.1 J	150	17.8 J	15.7 J
Potassium	--	10100	9670	166000	156000	10000 J	9700 J	1550 J	1450 J	131000	128000	37800	36100	26200
Sodium	20000	<b>62400</b>	<b>59100 J</b>	<b>466000</b>	<b>441000 J</b>	<b>57300 J</b>	<b>55800 J</b>	5840	5300	<b>245000</b>	<b>238000 J</b>	<b>237000</b>	<b>223000 J</b>	<b>163000</b>
Zinc	2000	20 U	20 U	20 U	20 U	20 U	20 U	20 U	6.9 UB	20 U	20 U	20 U	20 U	19 J

Footnotes/Qualifiers:  
 ug/l Micrograms per liter  
 # Standard for total iron and manganese is 500 ug/l  
 U Compound was analyzed for but not detected  
 J Estimated value  
 UB Non-detect based on blank results  
 -- No standard

**Exceeds NYSDEC Class GA Standard or Guidance Value**

Table 2  
 Old Bethpage Landfill Complex  
 Post-Termination Groundwater Monitoring Program  
 Monitoring Well Sample Results  
 Total and Dissolved Metals

Sample ID Sample Date Type:		MW-06E 5/18/21 Dissolved	MW-06F 5/18/21 Total	MW-06F 5/18/21 Dissolved	MW-08A 5/17/21 Total	MW-08A 5/17/21 Dissolved	MW-08B 5/17/21 Total	MW-08B 5/17/21 Dissolved	MW-09B 5/17/21 Total	MW-09B 5/17/21 Dissolved	MW-09C 5/17/21 Total	MW-09C 5/17/21 Dissolved	OBS-1 5/17/21 Total	OBS-1 5/17/21 Dissolved
Units in ug/l														
METALS														
	NYSDEC Class GA Standard or Guidance Value													
Aluminum	--	200 U	213	229	200 U	200 U	200 U	200 U	200 U	200 U	200 U	200 U	200 U	200 U
Barium	1000	181 J	258	260	79.1 J	80.1 J	40.9 J	42.1 J	81.6 J	85.7 J	61.8 J	63.6 J	37.3 J	38.3 J
Calcium	--	26100	46100	47500	15200	16000	13200	14100	10300	11200	10400	11000	12800	13600
Chromium	50	10 U	10 U	10 U	10 U	10 U	10 U	10 U	11.4	2.5 J	10 U	10 U	10 U	10 U
Copper	200	25 U	25 U	25 U	25 U	25 U	25 U	25 U	25 U	25 U	25 U	25 U	25 U	25 U
Iron	300 #	<b>5190</b>	34 J	29.5 UB	100 U	20 U	100 U	20 U	<b>147</b>	<b>77.6</b>	100 U	9.2 UB	<b>31.9 J</b>	29.4 UB
Lead	25	5 U	5 U	5 U	5 U	5 U	5 U	5 U	5 U	5 U	5 U	5 U	5 U	5 U
Magnesium	35000	12200	17800	18600	4660	4960	5450	5910	4640	5130	7870	8500	8840	9490
Manganese	300 #	<b>330</b>	130	130	<b>708</b>	<b>727</b>	<b>3110</b>	<b>3230</b>	<b>2060</b>	<b>2190</b>	252	262	<b>2230</b>	<b>2300</b>
Mercury	0.7	0.2 U	0.16 J	0.2 U	0.2 U	0.2 U	0.2 U	0.2 U	0.2 U	0.2 U	0.2 U	0.2 U	0.2 U	0.2 U
Nickel	100	15.2 J	30.6 J	30.8 J	17.5 J	17.1 J	7.8 J	7.6 J	29.3 J	20.9 J	4.6 J	40 U	4.6 J	4.4 J
Potassium	--	25500	10000	9670	8940	8610	10100	9980	8190	8190	11600	11400	21300	21200
Sodium	20000	<b>156000 J</b>	<b>181000</b>	<b>172000 J</b>	<b>118000</b>	<b>115000</b>	<b>57400</b>	<b>57300</b>	<b>45100</b>	<b>45000</b>	<b>60800</b>	<b>60200</b>	<b>47700</b>	<b>46500</b>
Zinc	2000	19.4 UB	24.2	26.5 UB	38.1	42.1	20 U	20 U	20 U	20 U	20 U	20 U	20 U	20 U

Footnotes/Qualifiers:

- ug/l Micrograms per liter
- # Standard for total iron and manganese is 500 ug/l
- U Compound was analyzed for but not detected
- J Estimated value
- UB Non-detect based on blank results
- No standard

**Exceeds NYSDEC Class GA Standard or Guidance Value**

Table 3  
 Old Bethpage Landfill Complex  
 Post-Termination Groundwater Monitoring Program  
 Monitoring Well Sample Results  
 Leachate Indicator Parameters

Sample ID Sample Date		LF-1 5/19/21	LF-2 5/19/21	MW-05B 5/17/21	MW-06A 5/18/21	MW-06B 5/18/21	MW-06C 5/18/21	MW-06E 5/18/21	MW-06F 5/18/21	MW-08A 5/17/21	MW-08B 5/17/21	MW-09B 5/17/21	MW-09C 5/17/21	OBS-1 5/17/21
Units in mg/l														
LEACHATE INDICATORS		NYSDEC Class GA Standard or Guidance Value												
Alkalinity, Total	---	68.5	1600	34.3 J	2.6	1270	511	88	1.0 U	6.2	33.6	26.8	52.9	158
Alkalinity, Bicarbonate	---	68.5	--	34.3 J	2.6	1270	511	88	1.0 U	6.2	33.6	26.8	52.9	158
Alkalinity, Carbonate	---	1.0 UJ	--	1.0 UJ	1.0 U	5 UJ	1.0 U	1.0 U	1.0 U	1.0 UJ	1.0 UJ	1.0 UJ	1.0 UJ	1.0 UJ
Chloride	250	131	<b>533</b>	95.5 J	7.5	<b>256</b>	<b>267</b>	<b>373</b>	<b>525</b>	250	95.3	82.4	99.1	69
Cyanide	0.2	0.005 UJ	0.0033 J	0.005 U	0.005 UJ	0.0021 J	0.005 UJ	0.005 UJ	0.005 UJ	0.002 J	0.005 U	0.005 U	0.005 U	0.005 U
Hardness	---	88.3	228	55 J	65.3	146	173	111	188	57.1	55.4	44.8	58.4	68.4
Hexavalent Chromium	0.05	0.020 U	0.020 U	0.020 U	0.020 U	0.020 U	0.020 U	0.020 U	0.020 U	0.020 U	0.020 U	0.020 U	0.020 U	0.020 U
Nitrogen, Ammonia	2	<b>2.8</b>	<b>188</b>	0.10 U	0.16	<b>190</b>	<b>27.2</b>	<b>17.1</b>	0.17	0.12	0.10 U	0.64	<b>2.1</b>	<b>17.5</b>
Nitrogen, Kjeldahl, Total	---	2.5 UB	203 J	0.31 UB	1.6 UB	204 J	34.2 J	22.9 J	0.10 U	0.10 UB	0.10 U	0.10 U	2.7 UB	22.4 J
Nitrate	10	0.050 UJ	0.050 UJ	5.5 J	0.46	0.050 U	0.050 U	2.1	4.0	2.6	4.5	4.7	0.25	0.25 U
Nitrite	1	0.037 J	0.050 U	0.038 J	0.050 U	0.050 U	0.050 U	0.031 J	0.03 J	0.050 U	0.032 J	0.050 U	0.050 U	0.050 U
Phenolics, Total	0.001	0.005 UJ	<b>0.006 J</b>	0.005 UJ	0.005 UJ	0.005 UJ	0.005 UJ	0.005 UJ	0.005 UJ	0.005 UJ	0.005 UJ	0.005 UJ	0.005 UJ	0.005 UJ
Sulfate	250	35.4	5.0 U	20.7	6.6	5.0 U	21	46.5	2.7 UB	31.2	20.7	21.8	23	24.9
Total Dissolved Solids	---	318	1810	250 J	40	1130	888	688	904	412 J	282 J	200 J	264 J	268 J

Footnotes/Qualifiers:  
 mg/l Milligrams per liter  
 U Compound was analyzed for but not detected  
 UB Non-detect based on blank results  
 J Estimated detection limit or value  
 -- No standard or not analyzed  
**Exceeds NYSDEC Class GA Standard or Guidance Value**

Table 1  
 Old Bethpage Landfill Complex  
 Post-Termination Groundwater Monitoring Program  
 Monitoring Well Sample Results  
 Volatile Organic Compounds

Sample ID Sample Date		LF-1 10/29/21	LF-2 10/29/21	MW-05B 10/25/21	MW-06A 10/28/21	MW-06B 10/28/21	MW-06C 10/27/21	MW-06E 10/27/21	MW-06F 10/27/21	MW-08A 10/25/21	MW-08B 10/25/21	MW-09B 10/25/21	MW-09C 10/25/21	OBS-1 10/25/21
Units in ug/l														
VOLATILE COMPOUNDS														
	NYSDEC Class GA Standard or Guidance Value													
1,1,1-Trichloroethane	5	1 U	1 U	1 U	1 U	1 U	1 U	1 U	1 U	1 U	1 U	1 U	1 U	1 U
1,1-Dichloroethane	5	1 U	1 U	1 U	1 U	1 U	1 U	1 U	1 U	1 U	1 U	1 U	1 U	1 U
1,1-Dichloroethene	5	0.66 J	1 U	1 U	1 U	1 U	1 U	1 U	1 U	1 U	1 U	1 U	1 U	1 U
1,2-Dichlorobenzene	3	1 U	1 U	1 U	1 U	1 U	1 U	1 U	1 U	1 U	1 U	1 U	1 U	1 U
1,2-Dichloroethane	0.6	1 U	1 U	1 U	1 U	1 U	1 U	1 U	1 U	1 U	1 U	1 U	1 U	1 U
1,2-Dichloropropane	1	1 U	1 U	1 U	1 U	1 U	1 U	1 U	1 U	1 U	1 U	1 U	1 U	1 U
1,3-Dichlorobenzene	3	1 U	1 U	1 U	1 U	1 U	1 U	1 U	1 U	1 U	1 U	1 U	1 U	1 U
1,4-Dichlorobenzene	3	1 U	3.1	1 U	1 U	2.4	1.6	1 U	1 U	1 U	1 U	1 U	1 U	1 U
Benzene	1	1 U	3.7	1 U	1 U	1.5	1.8	1 U	1 U	1 U	1 U	1 U	1 U	1 U
Bromodichloromethane	50	1 U	1 U	1 U	1 U	1 U	1 U	1 U	1 U	1 U	1 U	1 U	1 U	1 U
Bromoform	50	1 U	1 U	1 U	1 U	1 U	1 U	1 U	1 U	1 U	1 U	1 U	1 U	1 U
Carbon Tetrachloride	5	1 U	1 U	1 U	1 U	1 U	1 U	1 U	1 U	1 U	1 U	1 U	1 U	1 U
Chlorobenzene	5	1 U	3.2	1 U	1 U	4.7	4.1	1 U	1 U	1 U	1 U	1 U	1 U	1 U
Chloroethane	5	1 U	1 U	1 U	1 U	1 U	1 U	1 U	1 U	1 U	1 U	1 U	1 U	1 U
Chloroform	7	1 U	1 U	1 U	1 U	1 U	1 U	1 U	1	1 U	1 U	1 U	1 U	1 U
Cis-1,2-Dichloroethylene	5	2.9	1 U	1 U	1 U	1 U	1 U	1 U	1 U	12.9	1 U	1 U	1 U	1 U
Dibromochloromethane	50	1 U	1	1 U	1 U	1 U	1 U	1 U	1 U	1 U	1 U	1 U	1 U	1 U
Dichlorodifluoromethane	5	1 U	1 U	1 U	1 U	1 U	1 U	1 U	1 U	1 U	1 U	1 U	1 U	1 U
Ethylbenzene	5	1 U	1 U	1 U	1 U	1 U	1 U	1 U	1 U	1 U	1 U	1 U	1 U	1 U
Isopropylbenzene (Cumene)	5	1 U	7.8	1 U	1 U	2.1	1.9	1 U	1 U	1 U	1 U	1 U	1 U	1 U
Methylene Chloride	5	1 U	1 U	1 U	1 U	1 U	1 U	1 U	1 U	1 U	1 U	1 U	1 U	1 U
n-Butylbenzene	5	1 U	1 U	1 U	1 U	1 U	1 U	1 U	1 U	1 U	1 U	1 U	1 U	1 U
tert-Butylbenzene	5	1 U	1 U	1 U	1 U	1 U	1 U	1 U	1 U	1 U	1 U	1 U	1 U	1 U
Tetrachloroethylene(PCE)	5	1 U	1 U	1 U	1 U	1 U	1 U	1 U	1 U	5.8	1 U	1 U	1 U	1 U
Toluene	5	1 U	1 U	1 U	1 U	1 U	1 U	1 U	1 U	1 U	1 U	1 U	1 U	1 U
Trans-1,2-Dichloroethene	5	1 U	1 U	1 U	1 U	1 U	1 U	1 U	1 U	1 U	1 U	1 U	1 U	1 U
Trichloroethylene (TCE)	5	14.9	1 U	1 U	1 U	1 U	1 U	1 U	1 U	2.3	1 U	1.5	1 U	1 U
Vinyl Chloride	2	1 U	1 U	1 U	1 U	1 U	1 U	1 U	1 U	1 U	1 U	1 U	1 U	1 U
Xylenes, Total	5	3 U	3.2	3 U	3 U	3 U	3 U	3 U	3 U	3 U	3 U	3 U	3 U	3 U
Total Volatile Compounds	--	18.46	22	ND	ND	10.7	9.4	ND	1	21	ND	1.5	ND	ND

ug/l Micrograms per liter  
 U Compound was analyzed for but not detected  
 J Estimated value or limit  
 -- No standard  
 ND Not detected

**Exceeds NYSDEC Class GA Standard or Guidance Value**



Table 2  
 Old Bethpage Landfill Complex  
 Post-Termination Groundwater Monitoring Program  
 Monitoring Well Sample Results  
 Total and Dissolved Metals

Sample ID Sample Date Type:		LF-1 10/29/21 Total	LF-1 10/29/21 Dissolved	LF-2 10/29/21 Total	LF-2 10/29/21 Dissolved	MW-05B 10/25/21 Total	MW-05B 10/25/21 Dissolved	MW-06A 10/28/21 Total	MW-06A 10/28/21 Dissolved	MW-06B 10/28/21 Total	MW-06B 10/28/21 Dissolved	MW-06C 10/27/21 Total	MW-06C 10/27/21 Dissolved	MW-06E 10/27/21 Total
Units in ug/l														
METALS	NYSDEC Class GA Standard or Guidance Value													
Aluminum	--	200 U	200 U	200 U	200 U	200 U	200 U	200 U	200 U	200 U	200 U	200 U	200 U	226
Barium	1000	83.6 J	75.7 J	67.6 J	65.2 J	42.3 J	39.7 J	17.5 J	15.9 J	35.8 J	35.2 J	132 J	124 J	263 J
Calcium	--	17400	17100	46900	45700	13800 J	13300	1170	1110	12400	12400	21100	19800	47500
Chromium	50	1.7 J	10 U	12.9	11.7	1.3 J	10 U	1.2 J	10 U	3.9 J	1.6 J	1.8 J	10 U	10 U
Copper	200	25 U	25 U	25 U	25 U	25 U	25 U	25 U	25 U	25 U	25 U	25 U	25 U	9.1 J
Iron	300 #	<b>23100</b>	<b>19600 J</b>	<b>11200</b>	<b>10700 J</b>	100 U	20 U	174 U	105 U	<b>7090</b>	<b>6870 J</b>	<b>8870</b>	<b>8030 J</b>	75.2 U
Lead	25	3.3 J	5 U	2.5 J	5 U	5 U	5 U	5 U	5 U	2.6 J	5 U	5 U	5 U	3.1 J
Magnesium	35000	13200	12800	31900	31000	5580	5360	11500	1070	11500	11400	11200	10500	18400
Manganese	300 #	<b>3480</b>	<b>3190</b>	<b>188</b>	<b>182</b>	<b>3200</b>	<b>2990</b>	8.2 J	7.4 J	<b>24.7</b>	<b>25.9</b>	<b>264</b>	<b>246</b>	143
Mercury	0.7	0.2 U	0.2 U	0.2 U	0.2 U	0.11 U	0.2 U	0.2 U	0.2 U	0.2 U	0.2 U	0.14 U	0.14 U	0.36 U
Nickel	100	9.0 J	8.1 J	23.5 J	22.9 J	8.6 J	8.4 J	5.6 J	5.8 J	12 J	12.7 J	14.3 J	12 J	32.5 J
Potassium	--	11400	11100	183000	182000	10200	10100	1570 J	1610 J	92100	92500	31600	31300	10600
Sodium	20000	<b>69000</b>	<b>65300</b>	<b>502000</b>	<b>489000</b>	<b>59400</b>	<b>56900</b>	6420	6020	<b>219000</b>	<b>215000</b>	<b>157000</b>	<b>149000 J</b>	<b>185000</b>
Zinc	2000	20 U	20 U	20 U	20 U	20 U	20 U	20 U	20 U	20 U	5.1 J	11.7 J	9.0 J	29.8

Footnotes/Qualifiers:

- ug/l Micrograms per liter
- # Standard for total iron and manganese is 500 ug/l
- U Compound was analyzed for but not detected
- J Estimated value
- No standard

**Exceeds NYSDEC Class GA Standard or Guidance Value**

Table 2  
 Old Bethpage Landfill Complex  
 Post-Termination Groundwater Monitoring Program  
 Monitoring Well Sample Results  
 Total and Dissolved Metals

Sample ID Sample Date Type:		MW-06E 10/27/21 Dissolved	MW-06F 10/27/21 Total	MW-06F 10/27/21 Dissolved	MW-08A 10/25/21 Total	MW-08A 10/25/21 Dissolved	MW-08B 10/25/21 Total	MW-08B 10/25/21 Dissolved	MW-09B 10/25/21 Total	MW-09B 10/25/21 Dissolved	MW-09C 10/25/21 Total	MW-09C 10/25/21 Dissolved	OBS-1 10/25/21 Total	OBS-1 10/25/21 Dissolved
Units in ug/l														
METALS	NYSDEC Class GA Standard or Guidance Value													
Aluminum	--	217	200 U	200 U	200 U	200 U	200 U	200 U	200 U	200 U	200 U	200 U	200 U	200 U
Barium	1000	252 J	33.6 J	30.9 J	62.9 J	58.5 J	77.5 J	72.3 J	108 J	95 J	71 J	64.7 J	39.2 J	37.2 J
Calcium	--	45500	46900	43500	9920	9650	16300	15200	13500	12300	12700	11600	13500	12500
Chromium	50	10 U	2.6 J	10 U	10 U	10 U	1.4 J	10 U	1.6 J	10 U	10 U	10 U	1.6 J	10 U
Copper	200	8.0 J	25 U	25 U	25 U	25 U	25 U	25 U	25 U	25 U	25 U	25 U	25 U	25 U
Iron	300 #	47.4 U	<b>5110</b>	<b>4570 J</b>	100 U	20 U	25.4 U	20 U	100 U	20 U	100 U	8.9 U	30.2 U	24.4 U
Lead	25	5 U	5 U	5 U	5 U	5 U	5 U	5 U	3.2 J	5 U	5 U	5 U	5 U	5 U
Magnesium	35000	17500	13400	12500	5280	4860	4870	4540	5770	5260	8390	7660	8570	7730
Manganese	300 #	133	<b>111</b>	<b>102</b>	133	119	<b>656</b>	<b>612</b>	<b>3170</b>	<b>2720</b>	307	280	<b>2350</b>	<b>2140</b>
Mercury	0.7	0.15 U	0.14 U	0.14 U	0.12 UJ	<b>2.5 J</b>	0.14 U	0.20 U	0.16 U	0.18 U	0.10 U	0.19 U	0.12 U	0.20 U
Nickel	100	31.4 J	13.8 J	13.1 J	9.0 J	8.4 J	18.4 J	17 J	7.3 J	40 U	5.8 J	5.3 J	6.6 J	5.0 J
Potassium	--	10600	74600	71500	5820	5600	9050	8780	9660	9130	12400	11700	21500	19800
Sodium	20000	<b>178000</b>	<b>261000</b>	<b>244000</b>	<b>22900</b>	<b>21700</b>	<b>121000</b>	<b>113000</b>	<b>50400</b>	<b>46200</b>	<b>65400</b>	<b>60100</b>	<b>51400</b>	<b>47500</b>
Zinc	2000	27.4	20 U	20 U	20 U	8.4 J	35.7	31.4 U	20 U	20 U	20 U	20 U	20 U	20 U

Footnotes/Qualifiers:  
 ug/l Micrograms per liter  
 # Standard for total iron and manganese is 500 ug/l  
 U Compound was analyzed for but not detected  
 J Estimated value  
 -- No standard  
**Exceeds NYSDEC Class GA Standard or Guidance Value**



Table 3  
 Old Bethpage Landfill Complex  
 Post-Termination Groundwater Monitoring Program  
 Monitoring Well Sample Results  
 Leachate Indicator Parameters

Sample ID Sample Date		LF-1 10/29/21	LF-2 10/29/21	MW-05B 10/25/21	MW-06A 10/28/21	MW-06B 10/28/21	MW-06C 10/27/21	MW-06E 10/27/21	MW-06F 10/27/21	MW-08A 10/25/21	MW-08B 10/25/21	MW-09B 10/25/21	MW-09C 10/25/21	OBS-1 10/25/21
Units in mg/l														
LEACHATE INDICATORS	NYSDEC Class GA Standard or Guidance Value													
Alkalinity, Total	---	85.6	1490	33.6 J	4.2	689	126	1.0 U	772	10.5	8	29.7	55.7	146
Alkalinity,Bicarbonate	---	85.6	--	33.6 J	4.2	689	126	1.0 U	772	10.5	8	29.7	55.7	146
Alkalinity,Carbonate	---	1.0 U	--	1.0 U	1.0 U	1 U	1.0 U	1.0 U	1.0 U	1.0 U	1.0 U	1.0 U	1.0 U	1.0 U
Chloride	250	109 J	<b>459 J</b>	107 J	8.7 J	241 J	231 J	<b>461 J</b>	38.6 J	42.7 J	220 J	73.6 J	113 J	56.7 J
Cyanide	0.2	0.0085 J	0.0128	0.0077	0.01 U	0.01 U	0.005 U	0.0072 J	0.009 J	0.008 J	0.0075 J	0.008	0.0086 J	0.01 U
Hardness	---	97.8	248	57.4 J	7.66	78.3	98.8	194	172	46.5	60.8	57.5	66.3	69
Hexavalent Chromium	0.05	0.020 UJ	0.020 UJ	0.020 U	0.02 UJ	0.020 UJ	0.020 U	0.020 U	0.020 U	0.02 U	0.020 U	0.020 U	0.020 U	0.020 U
Nitrogen, Ammonia	2	<b>3.8</b>	<b>189</b>	0.10 U	0.92	<b>110</b>	<b>27</b>	0.65	<b>85.4</b>	0.52	0.10	0.44	<b>2.4</b>	<b>16.4</b>
Nitrogen, Kjeldahl, Total	---	4.2 J	204 J	0.12 UBJ	1 UBJ	121 J	29 J	0.1 UJ	89.1 J	0.1 UJ	0.1 UJ	0.10 UJ	3 J	16.9 J
Nitrate	10	0.050 U	0.050 U	3.7	0.24 UB	0.046 J	1.2	3.4	0.050 U	1.7	2.4	4.1	0.12 UB	0.22 UB
Nitrite	1	0.029 J	0.050 U	0.034 J	0.05 U	0.050 U	0.050 U	0.05 U	0.050 U	0.050 U	0.050 U	0.050 U	0.05 U	0.05 U
Phenolics, Total	0.001	0.005 U	<b>0.0054</b>	0.005 U	0.005 U	0.005 U	0.005 U	0.005 U	0.005 U	0.005 U	0.005 U	0.005 U	0.005 U	0.005 U
Sulfate	250	32.7	5.0 U	23.5 J	6.7	0.15 J	45.7 J	0.29 J	8 J	26.8 J	27.8 J	19.4 J	22.9 J	19.9 J
Total Dissolved Solids	500	284	<b>1610</b>	222	22	<b>796</b>	<b>536</b>	<b>860</b>	<b>920</b>	108	380	205	216	190

Footnotes/Qualifiers:

- mg/l Milligrams per liter
- U Compound was analyzed for but not detected
- UB Non-detect based on blank results
- J Estimated detection limit or value
- No standard or not analyzed

**Exceeds NYSDEC Class GA Standard or Guidance Value**

Table 1  
 Old Bethpage Landfill Complex  
 Post-Termination Groundwater Monitoring Program  
 Monitoring Well Sample Results  
 Volatile Organic Compounds

Sample ID	Sample Date	LF-1 5/12/22	LF-2 5/12/22	MW-05B 5/5/22	MW-06A 5/11/22	MW-06B 5/11/22	MW-06C 5/10/22	MW-06E 5/12/22	MW-06F 5/11/22	MW-08A 5/10/22	MW-08B 5/10/22	MW-09B 5/5/22	MW-09C 5/5/22	OBS-1 5/5/22
Units in ug/l														
VOLATILE COMPOUNDS														
	NYSDEC Class GA Standard or Guidance Value													
1,1,1-Trichloroethane	5	1 U	1 U	1 U	1 U	1 U	1 U	1 U	1 U	1 U	1 U	1 U	1 U	1 U
1,1-Dichloroethane	5	1 U	1 U	1 U	1 U	1 U	1 U	1 U	1 U	1 U	1 U	1 U	1 U	1 U
1,1-Dichloroethene	5	1 U	1 U	1 U	1 U	1 U	1 U	1 U	1 U	1 U	1 U	1 U	1 U	1 U
1,2-Dichlorobenzene	3	1 U	1 U	1 U	1 U	1	1 U	1 U	1 U	1 U	1 U	1 U	1 U	1 U
1,2-Dichloroethane	0.6	1 U	1 U	1 U	1 U	1 U	1 U	1 U	1 U	1 U	1 U	1 U	1 U	1 U
1,2-Dichloropropane	1	1 U	1 U	1 U	1 U	1 U	1 U	1 U	1 U	1 U	1 U	1 U	1 U	1 U
1,3-Dichlorobenzene	3	1 U	1 U	1 U	1 U	1 U	1 U	1 U	1 U	1 U	1 U	1 U	1 U	1 U
1,4-Dichlorobenzene	3	1 U	3.2	1 U	1 U	3.8	1 U	1 U	1 U	1 U	1 U	1 U	1 U	1 U
Benzene	1	1 U	2.8	1 U	1 U	3.6	1 U	1 U	1 U	1 U	1 U	1 U	1 U	1 U
Bromodichloromethane	50	1 U	1 U	1 U	1 U	1 U	1 U	1 U	1 U	1 U	1 U	1 U	1 U	1 U
Bromoform	50	1 U	1 U	1 U	1 U	1 U	1 U	1 U	1 U	1 U	1 U	1 U	1 U	1 U
Carbon Tetrachloride	5	1 U	1 U	1 U	1 U	1 U	1 U	1 U	1 U	1 U	1 U	1 U	1 U	1 U
Chlorobenzene	5	1 U	3.5	1 U	1 U	12.9	1 U	1 U	1 U	1 U	1 U	1 U	1 U	1 U
Chloroethane	5	1 U	1 U	1 U	1 U	1 U	1 U	1 U	1 U	1 U	1 U	1 U	1 U	1 U
Chloroform	7	1 U	1 U	1 U	1 U	1.3 UB	1 U	1 U	1.1 UB	1 U	1 U	1 U	1 U	1 U
Cis-1,2-Dichloroethylene	5	2.6	1 U	1 U	1 U	1 U	1 U	1 U	1 U	11.5	1 U	1 U	1 U	1 U
Dibromochloromethane	50	1 U	1 U	1 U	1 U	1 U	1 U	1 U	1 U	1 U	1 U	1 U	1 U	1 U
Dichlorodifluoromethane	5	1 U	1 U	1 U	1 U	1 U	1 U	1 U	1 U	1 U	1 U	1 U	1 U	1 U
Ethylbenzene	5	1 U	1 U	1 U	1 U	1 U	1 U	1 U	1 U	1 U	1 U	1 U	1 U	1 U
Isopropylbenzene (Cumene)	5	1 U	8.6	1 U	1 U	2.3	1 U	1 U	1 U	1 U	1 U	1 U	1 U	1 U
Methylene Chloride	5	1 U	1 U	1 U	1 U	1 U	1 U	1 U	1 U	1 U	1 U	1 U	1 U	1 U
n-Butylbenzene	5	1 U	1 U	1 U	1 U	1 U	1 U	1 U	1 U	1 U	1 U	1 U	1 U	1 U
tert-Butylbenzene	5	1 U	1 U	1 U	1 U	1 U	1 U	1 U	1 U	1 U	1 U	1 U	1 U	1 U
Tetrachloroethylene(PCE)	5	1.7	1 U	1 U	1 U	1 U	1 U	1 U	1 U	6.4	1 U	1 U	1 U	1 U
Toluene	5	1 U	1 U	1 U	1 U	1 U	1 U	1 U	1 U	1 U	1 U	1 U	1 U	1 U
Trans-1,2-Dichloroethene	5	1 U	1 U	1 U	1 U	1 U	1 U	1 U	1 U	1 U	1 U	1 U	1 U	1 U
Trichloroethylene (TCE)	5	22.3	1 U	1 U	1 U	1 U	1 U	1 U	1 U	1.8	1 U	1 U	1 U	1 U
Vinyl Chloride	2	1 U	1 U	1 U	1 U	1 U	1 U	1 U	1 U	1 U	1 U	1 U	1 U	1 U
Xylenes, Total	5	3 U	2.7 J	3 U	3 U	3 U	3 U	3 U	3 U	3 U	3 U	3 U	3 U	3 U
Total Volatile Compounds	--	26.6	20.8	ND	ND	23.6	ND	ND	ND	19.7	ND	ND	ND	ND

ug/l Micrograms per liter  
 U Compound was analyzed for but not detected  
 J Estimated value or limit  
 UB Non-detect based on blank result:  
 -- No standard  
 ND Not detected

**Exceeds NYSDEC Class GA Standard or Guidance Value**



Table 2  
 Old Bethpage Landfill Complex  
 Post-Termination Groundwater Monitoring Program  
 Monitoring Well Sample Results  
 Total and Dissolved Metals

Sample ID Sample Date Type:		LF-1 5/12/22 Total	LF-1 5/12/22 Dissolved	LF-2 5/12/22 Total	LF-2 5/12/22 Dissolved	MW-05B 5/5/22 Total	MW-05B 5/5/22 Dissolved	MW-06A 5/11/22 Total	MW-06A 5/11/22 Dissolved	MW-06B 5/11/22 Total	MW-06B 5/11/22 Dissolved	MW-06C 5/10/22 Total	MW-06C 5/10/22 Dissolved	MW-06E 5/12/22 Total	MW-06E 5/12/22 Dissolved
Units in ug/l															
METALS	NYSDEC Class GA Standard or Guidance Value														
Aluminum	--	200 U	200 U	200 U	200 U	200 U	200 U	200 U	200 U	200 U	200 U	235	200 U	200 U	200 U
Barium	1000	84.7 J	93.7 UB	67.9 J	74.9 UB	34.4 J	36 UB	16.8 J	19.9 UB	63.5 J	76 UB	29.8 J	35.7 UB	169 J	191 J
Calcium	--	15400	16900 UB	46700	51600 UB	10600	11200 UB	1240	1410 UB	23400	27100 UB	52200	93000 UB	24600	27600 UB
Chromium	50	10 U	7.8 J	11.3	12.6	1.1 J	10 U	10 U	10 U	1.7 J	10 U	8.6 J	10 U	10 U	10 U
Copper	200	3.8 J	25 U	6.2 J	25 U	25 U	25 U	25 U	25 U	25 U	25 U	25 U	9 UB	25 U	25 U
Iron	300 #	<b>22400</b>	<b>23900</b>	<b>11300</b>	<b>12100</b>	100 U	20 U	100 U	16.4 UB	<b>14200</b>	<b>16100</b>	<b>5420</b>	<b>3940</b>	<b>7860</b>	<b>8390</b>
Lead	25	5 U	5 U	5 U	5 U	5 U	5 U	5 U	5 U	5 U	5 U	5 U	5 U	5 U	5 U
Magnesium	35000	10700	11800 UB	29100	31700 UB	4460	4580 UB	1290	1440 UB	23900	26900 UB	11800	24800 UB	12400	13900 UB
Manganese	300 #	<b>3330</b>	<b>3590</b>	<b>175</b>	190 UB	<b>2510</b>	<b>2600</b>	5.1 J	6.1 UB	<b>43.2</b>	49.6 UB	<b>186</b>	139 UB	<b>316</b>	348 UB
Mercury	0.7	0.2 U	0.2 U	0.2 U	0.2 U	0.2 U	0.2 U	0.2 U	0.2 U	0.2 U	0.2 U	0.2 U	0.2 U	0.2 U	0.2 U
Nickel	100	7.9 J	9.2 UB	25.8 J	29.2 UB	10.1 J	8.4 UB	4.9 J	10.5 UB	11.6 J	12.4 UB	14.2 J	15.8 UB	15.2 J	17.6 UB
Potassium	--	14400	16000 UB	194000	223000	8880	9140 UB	1520 J	1770 UB	118000	143000	46400 J	36700	29100	33600 UB
Sodium	20000	<b>77700</b>	89200 UB	<b>515000</b>	587000 UB	<b>57000</b>	60300 UB	6310	8160 UB	<b>195000</b>	247000 UB	<b>263000</b>	200000 UB	<b>167000</b>	197000 UB
Zinc	2000	20 U	20 U	20 U	20 U	20 U	20 U	20 U	20 U	15.3 J	20 U	20 U	20 U	30.2	15.4 J

Footnotes/Qualifiers:  
 ug/l Micrograms per liter  
 # Standard for total iron and manganese is 500 ug/l  
 U Compound was analyzed for but not detected  
 J Estimated value  
 UB Non-detect based on blank results  
 -- No standard  
**Exceeds NYSDEC Class GA Standard or Guidance Value**

Table 2  
 Old Bethpage Landfill Complex  
 Post-Termination Groundwater Monitoring Program  
 Monitoring Well Sample Results  
 Total and Dissolved Metals

Sample ID Sample Date Type:		MW-06F 5/11/22 Total	MW-06F 5/11/22 Dissolved	MW-08A 5/10/22 Total	MW-08A 5/10/22 Dissolved	MW-08B 5/10/22 Total	MW-08B 5/10/22 Dissolved	MW-09B 5/5/22 Total	MW-09B 5/5/22 Dissolved	MW-09C 5/5/22 Total	MW-09C 5/5/22 Dissolved	OBS-1 5/5/22 Total	OBS-1 5/5/22 Dissolved
Units in ug/l													
METALS	NYSDEC Class GA Standard or Guidance Value												
Aluminum	--	193 J	251	200 U	200 U	200 U	200 U	200 U	200 U	200 U	200 U	200 U	200 U
Barium	1000	277	316	63.7 J	58.9 UB	66.7 J	65.7 UB	104 J	105 UB	69.4 J	70.2 UB	33.1 J	34.4 UB
Calcium	--	50700	56100 UB	11100	9520 UB	13400	13300 UB	13000	13300 UB	12300	12300 UB	11600	12100 UB
Chromium	50	10 U	10 U	10 U	10 U	1.2 J	10 U	1.4 J	10 U	10 U	10 U	10 U	10 U
Copper	200	5.8 J	25 U	5.4 J	25 U	25 U	25 U	25 U	25 U	3.9 J	25 U	25 U	25 U
Iron	300 #	160	51.2 UB	100 U	20 U	100 U	20 U	100 U	20 U	100 U	8.4 UB	36 UB	24.6 UB
Lead	25	5 U	5 U	5 U	5 U	5 U	5 U	5 U	5 U	5 U	5 U	5 U	5 U
Magnesium	35000	19800	21600 UB	4820	4480 UB	4100	3970 UB	5890	5850 UB	7680	7570 UB	7180	7290 UB
Manganese	300 #	145	162 UB	126	115 UB	<b>579</b>	563 UB	<b>2960</b>	<b>2970</b>	<b>325</b>	324 UB	<b>2170</b>	<b>2230</b>
Mercury	0.7	<b>1.2</b>	0.2 U	0.2 U	0.2 U	0.2 U	0.2 U	0.2 U	0.2 U	0.2 U	0.2 U	0.2 U	0.2 U
Nickel	100	32.4 J	37.7 UB	9.5 J	8.6 UB	17.7 J	15.9 UB	5.4 J	4.9 UB	6.4 J	5.9 UB	5.9 J	5.5 UB
Potassium	--	11200	13400 UB	6840	6070 UB	8200	7970 UB	9830	9710 UB	12200	11900 UB	18000	18200 UB
Sodium	20000	<b>181000</b>	231000 UB	<b>24500</b>	22100 UB	<b>101000</b>	101000 UB	<b>55800</b>	57000 UB	<b>62900</b>	63900 UB	<b>41700</b>	43700 UB
Zinc	2000	26.3	28.4	12.8 J	9.8 J	31.2	30.5	20 U	20 U	20 U	20 U	20 U	20 U

Footnotes/Qualifiers:

- ug/l Micrograms per liter
- # Standard for total iron and manganese is 500 ug/l
- U Compound was analyzed for but not detected
- J Estimated value
- UB Non-detect based on blank results
- No standard

**Exceeds NYSDEC Class GA Standard or Guidance Value**

Table 3  
 Old Bethpage Landfill Complex  
 Post-Termination Groundwater Monitoring Program  
 Monitoring Well Sample Results  
 Leachate Indicator Parameters

Sample ID Sample Date		LF-1 5/12/22	LF-2 5/12/22	MW-05B 5/5/22	MW-06A 5/11/22	MW-06B 5/11/22	MW-06C 5/10/22	MW-06E 5/12/22	MW-06F 5/11/22	MW-08A 5/10/22	MW-08B 5/10/22	MW-09B 5/5/22	MW-09C 5/5/22	OBS-1 5/5/22
Units in mg/l														
LEACHATE INDICATORS														
	NYSDEC Class GA Standard or Guidance Value													
Alkalinity, Total	---	54.6	1580	37.9	4	981	532	81.6	1 U	16.2	6.5	30.1	57.5	126
Alkalinity,Bicarbonate	---	54.6	--	37.9	4	981	532	81.6	1 U	16.2	6.5	30.1	57.5	126
Alkalinity,Carbonate	---	1 UJ	--	1 U	1 UJ	1 UJ	1 UJ	1 UJ	1 UJ	1 UJ	1 UJ	1 U	1 U	1 U
Chloride	250	123	<b>446</b>	80.1	8.4	126	224	<b>277</b>	<b>344</b>	39.3	115	61.9	72.5	52.9
Cyanide	0.2	0.01 U	0.01 U	0.01 UJ	0.01 UJ	0.01 UJ	0.01 U	0.01 UJ	0.01 UJ	0.01 U	0.01 U	0.01 UJ	0.01 UJ	0.01 UJ
Hardness	---	82500	236000	44800	8410	157000	179000	112000	208000	47600	50300	56700	62300	58500
Hexavalent Chromium	0.05	0.02 UJ	0.02 UJ	0.02 U	0.02 U	0.02 UJ	0.02 U	0.02 UJ	0.02 U	0.02 U	0.02 U	0.02 UJ	0.02 UJ	0.02 UJ
Nitrogen, Ammonia	2	0.37	<b>675</b>	0.061 J	0.092 J	<b>165</b>	<b>35.8</b>	<b>15.7</b>	0.2	0.1 U	0.067 J	0.47	<b>3</b>	<b>12.3</b>
Nitrogen, Kjeldahl, Total	---	1.1 UB	169	0.18 UB	2 UB	150	35.4	17.2	0.1 U	0.1 U	0.1 U	0.1 U	3.4	12.8
Nitrate	10	0.05 UJ	0.05 UJ	2.1	0.32 J	0.05 UJ	0.05 UJ	1.5 J	4.2 J	1.9 J	2.4 J	4 J	0.092 UB	0.12 UB
Nitrite	1	0.048 J	0.05 U	0.05 U	0.05 U	0.05 U	0.05 U	0.055	0.05 U	0.05 UJ	0.05 UJ	0.05 U	0.05 U	0.05 U
Phenolics, Total	0.001	0.005 U	<b>0.017</b>	0.005 U	<b>0.01</b>	<b>0.018</b>	<b>0.012</b>	0.005 U	<b>0.006</b>	0.005 U	<b>0.005 J</b>	0.005 U	0.005 U	0.005 U
Sulfate	250	33.3	0.19 UB	21.3	7.1	0.63 UB	10.8	43	0.27 UB	33	23.6	19.1	22.2	20.9
Total Dissolved Solids	500	304	<b>1860</b>	268	46	<b>794</b>	<b>950</b>	<b>647</b>	<b>737</b>	188	391	234	294	266

Footnotes/Qualifiers:  
 mg/l Milligrams per liter  
 U Compound was analyzed for but not detected  
 UB Non-detect based on blank results  
 J Estimated detection limit or value  
 -- No standard or not analyzed  
**Exceeds NYSDEC Class GA Standard or Guidance Value**

Table 1  
 Old Bethpage Landfill Complex  
 Post-Termination Groundwater Monitoring Program  
 Monitoring Well Sample Results  
 Volatile Organic Compounds

Sample ID Sample Date		LF-1 11/1/22	LF-2 10/28/22	MW-05B 10/27/22	MW-06A 10/31/22	MW-06B 11/1/22	MW-06C 10/31/22	MW-06E 11/1/22	MW-06F 10/31/22	MW-08A 10/27/22	MW-08B 10/27/22	MW-09B 10/26/22	MW-09C 10/26/22	OBS-1 10/25/22
Units in ug/l														
VOLATILE COMPOUNDS														
	NYSDEC Class GA Standard or Guidance Value													
1,1,1-Trichloroethane	5	1 U	1 U	1 U	1 U	1 U	1 U	1 U	1 U	1 U	1 U	1 U	1 U	1 U
1,1-Dichloroethane	5	1 U	1 U	1 U	1 U	1.1	1 U	1 U	1 U	1 U	1 U	1 U	1 U	1 U
1,1-Dichloroethene	5	1 U	1 U	1 U	1 U	1 U	1 U	1 U	1 U	1 U	1 U	1 U	1 U	1 U
1,2-Dichlorobenzene	3	1 U	1 U	1 U	1 U	1.1	1 U	1 U	1 U	1 U	1 U	1 U	1 U	1 U
1,2-Dichloroethane	0.6	1 U	1 U	1 U	1 U	1 U	1 U	1 U	1 U	1 U	1 U	1 U	1 U	1 U
1,2-Dichloropropane	1	1 U	1 U	1 U	1 U	1 U	1 U	1 U	1 U	1 U	1 U	1 U	1 U	1 U
1,3-Dichlorobenzene	3	1 U	1 U	1 U	1 U	1 U	1 U	1 U	1 U	1 U	1 U	1 U	1 U	1 U
1,4-Dichlorobenzene	3	1 U	1 U	1 U	1 U	<u>3.8</u>	1.2	1.1	1 U	1 U	1 U	1 U	1 U	1 U
Benzene	1	1 U	1 U	1 U	1 U	<u>2.1</u>	1 U	1 U	1 U	1 U	1 U	1 U	1 U	1 U
Bromodichloromethane	50	1 U	1 U	1 U	1 U	1 U	1 U	1 U	1 U	1 U	1 U	1 U	1 U	1 U
Bromoform	50	1 U	1 U	1 U	1 U	1 U	1 U	1 U	1 U	1 U	1 U	1 U	1 U	1 U
Carbon Tetrachloride	5	1 U	1 U	1 U	1 U	1 U	1 U	1 U	1 U	1 U	1 U	1 U	1 U	1 U
Chlorobenzene	5	1 U	1 U	1 U	1 U	<u>17.4</u>	1.9	2.7	1 U	1 U	1 U	1 U	1 U	1 U
Chloroethane	5	1 U	1 U	1 U	1 U	2.8	1 U	1 U	1 U	1 U	1 U	1 U	1 U	1 U
Chloroform	7	1 U	1 U	1 U	1 U	1 U	1 U	1 U	1 U	1 U	1 U	1 U	1 U	1 U
Cis-1,2-Dichloroethylene	5	1.1	1 U	1 U	1 U	1 U	1 U	1 U	1 U	<u>6.6</u>	1 U	1 U	1 U	1 U
Dibromochloromethane	50	1 U	1 U	1 U	1 U	1 U	1 U	1 U	1 U	1 U	1 U	1 U	1 U	1 U
Dichlorodifluoromethane	5	1 U	1 U	1 U	1 U	1 U	1 U	1 U	1 U	1 U	1 U	1 U	1 U	1 U
Ethylbenzene	5	1 U	1 U	1 U	1 U	1 U	1 U	1 U	1 U	1 U	1 U	1 U	1 U	1 U
Isopropylbenzene (Cumene)	5	1 U	1 U	1 U	1 U	1.2	1.5	1 U	1 U	1 U	1 U	1 U	1 U	1 U
Methylene Chloride	5	1 U	1 U	1 U	1 U	1 U	1 U	1 U	1 U	1 U	1 U	1 U	1 U	1 U
n-Butylbenzene	5	1 U	1 U	1 U	1 U	1 U	1 U	1 U	1 U	1 U	1 U	1 U	1 U	1 U
tert-Butylbenzene	5	1 UJ	1 U	1 U	1 U	1 UJ	1 U	1 UJ	1 U	1 U	1 U	1 U	1 U	1 U
Tetrachloroethylene(PCE)	5	1 U	1 U	1 U	1 U	1 U	1 U	1 U	1 U	<u>7.0</u>	1 U	1 U	1 U	1 U
Toluene	5	1 U	1 U	1 U	1 U	1 U	1 U	1 U	1 U	1 U	1 U	1 U	1 U	1 U
Trans-1,2-Dichloroethene	5	1 U	1 U	1 U	1 U	1 U	1 U	1 U	1 U	1 U	1 U	1 U	1 U	1 U
Trichloroethylene (TCE)	5	<u>8.4</u>	1 U	1 U	<u>7.7</u>	1 U	1 U	1 U	1 U	1.3	1 U	1 U	1 U	1 U
Vinyl Chloride	2	1 U	1 U	1 U	1 U	1 U	1 U	1 U	1 U	1 U	1 U	1 U	1 U	1 U
Xylenes, Total	5	3 U	3 U	3 U	3 U	3 U	3 U	3 U	3 U	3 U	3 U	3 U	3 U	3 U
Total Volatile Compounds	--	9.5	ND	ND	7.7	29.5	4.6	3.8	ND	16	ND	ND	ND	ND

ug/l Micrograms per liter  
 U Compound was analyzed for but not detected  
 J Estimated limit  
 -- No standard  
 ND Not detected

**Exceeds NYSDEC Class GA Standard or Guidance Value**



Table 2  
 Old Bethpage Landfill Complex  
 Post-Termination Groundwater Monitoring Program  
 Monitoring Well Sample Results  
 Total and Dissolved Metals

Sample ID Sample Date Type:		LF-1 11/1/22 Total	LF-1 11/1/22 Dissolved	LF-2 10/28/22 Total	LF-2 10/28/22 Dissolved	MW-05B 10/27/22 Total	MW-05B 10/27/22 Dissolved	MW-06A 10/31/22 Total	MW-06A 10/31/22 Dissolved	MW-06B 11/1/22 Total	MW-06B 11/1/22 Dissolved	MW-06C 10/31/22 Total	MW-06C 10/31/22 Dissolved	MW-06E 11/1/22 Total	MW-06E 11/1/22 Dissolved
Units in ug/l															
METALS	NYSDEC Class GA Standard or Guidance Value														
Aluminum	--	200 U	200 U	200 U	200 U	200 U	200 U	200 U	200 U	200 U	200 U	200 U	200 U	200 U	200 U
Barium	1000	72.7 J	69.1 J	53.7 J	55.8 J	40.7 J	40.8 J	49.1 J	43.7 J	80.4 J	73.6 J	36.5 J	24.1 J	134 J	126 J
Calcium	--	12300	11800	48100	50100	12200	12600	3530	3510	29600	26800	63000	56400	21800	20300
Chromium	50	10 U	10 U	4.3 J	4 J	10 U	10 U	10 U	10 U	10 U	10 U	10 U	10 U	10 U	10 U
Copper	200	25 U	25 U	25 U	25 U	25 U	25 U	25 U	25 U	25 U	25 U	25 U	25 U	25 U	25 U
Iron	300 #	<b>16000</b>	<b>15200</b>	<b>10500</b>	<b>11300</b>	100 U	8.4 UB	224	170	<b>19400</b>	<b>17400</b>	<b>6890</b>	<b>3250</b>	<b>15800</b>	<b>15000</b>
Lead	25	5 U	5 U	5 U	5 U	5 U	5 U	5 U	5 U	5 U	5 U	5 U	5 U	5 U	5 U
Magnesium	35000	8340	7800	29400	29500	4960	5100	3640	3560	32600	28500	14800	13400	14800	13700
Manganese	300 #	<b>2640</b>	<b>2330</b>	<b>183</b>	<b>190</b>	<b>2660</b>	<b>2640</b>	19	17.5	<b>57.9</b>	<b>48</b>	<b>188</b>	<b>105</b>	<b>263</b>	<b>228</b>
Mercury	0.7	0.2 U	0.2 U	0.2 U	0.2 U	0.2 U	0.2 U	0.2 U	0.2 U	0.2 U	0.2 U	0.2 U	0.2 U	0.2 U	0.2 U
Nickel	100	10.6 J	7.5 J	12.3 J	11.2 J	8.7 J	7.7 J	10 J	6.6 J	6.8 J	6.1 J	16 J	13.4 J	16.1 J	11.9 J
Potassium	--	12300	11400	88200	92500	9010	9380	2750 J	2790 J	107000	88600	56200 J	53300	33300	29400
Sodium	20000	<b>77200</b>	<b>72800</b>	<b>295000</b>	<b>311000</b>	<b>57000</b>	<b>59400</b>	13200	12600	<b>117000</b>	<b>107000</b>	<b>265000</b>	<b>240000</b>	<b>142000</b>	<b>133000</b>
Zinc	2000	20 U	20 U	20 U	20 U	20 U	20 U	20 U	20 U	20 U	20 U	20 U	20 U	20 U	5.2 J

Footnotes/Qualifiers:

- ug/l Micrograms per liter
- # Standard for total iron and manganese is 500 ug/l
- U Compound was analyzed for but not detected
- J Estimated value
- UB Not detected base on blank results
- No standard

**Exceeds NYSDEC Class GA Standard or Guidance Value**

Table 2  
 Old Bethpage Landfill Complex  
 Post-Termination Groundwater Monitoring Program  
 Monitoring Well Sample Results  
 Total and Dissolved Metals

Sample ID Sample Date Type:		MW-06F 10/31/22 Total	MW-06F 10/31/22 Dissolved	MW-08A 10/27/22 Total	MW-08A 10/27/22 Dissolved	MW-08B 10/27/22 Total	MW-08B 10/27/22 Dissolved	MW-09B 10/26/22 Total	MW-09B 10/26/22 Dissolved	MW-09C 10/26/22 Total	MW-09C 10/26/22 Dissolved	OBS-1 10/25/22 Total	OBS-1 10/25/22 Dissolved
Units in ug/l													
METALS	NYSDEC Class GA Standard or Guidance Value												
Aluminum	--	237	154 J	73.2 J	56.4 J	200 U	200 U	200 U	200 U	200 U	200 U	200 U	200 U
Barium	1000	255	241 J	53 J	55 J	59.8 J	59 J	83.7 J	85.3 J	59.4 J	61.6 J	33.1 J	33.4 J
Calcium	--	44400	43400	4330	4680	14000	14400	11700	11800	10700	11000	11200	11200
Chromium	50	10 U	10 U	10 U	10 U	10 U	10 U	1.3 J	10 U	1.3 J	10 U	10 U	10 U
Copper	200	6.8 J	25 U	25 U	25 U	25 U	25 U	25 U	25 U	25 U	25 U	25 U	25 U
Iron	300 #	77.9 J	19.6 UB	27.6 J	27.6 UB	100 U	20 U	<b>21.8 J</b>	27.6 UB	38.1 J	29.3 UB	<b>23.9 J</b>	20.4 UB
Lead	25	3.6 J	5 U	5 U	5 U	5 U	5 U	3.6 UB	5 U	2.4 UB	5 U	5 U	5 U
Magnesium	35000	17400	16800	4290	4510	3960	4020	5890	5820	6800	6820	6750	6820
Manganese	300 #	143	129	98	96.8	<b>496</b>	<b>489</b>	<b>2330</b>	<b>2410</b>	241	248	<b>2100</b>	<b>2120</b>
Mercury	0.7	0.38	0.11 J	0.2 U	0.2 U	0.2 U	0.1 J	0.2 U	0.2 U	0.2 U	0.2 U	0.2 U	0.091 J
Nickel	100	38.2 J	30.8 J	10.1 J	9.5 J	14.5 J	13.3 J	5.8 J	5 J	6.2 J	6.8 J	4.5 J	40 U
Potassium	--	10400 J	10400	3820 J	4190 J	7720	7890	9200	9490	9890	10300	17100 J	17100
Sodium	20000	<b>182000</b>	<b>168000</b>	14400	16000	<b>96100</b>	<b>97000</b>	<b>54300</b>	<b>58500</b>	<b>56600</b>	<b>61000</b>	<b>43600</b>	<b>41900</b>
Zinc	2000	27.2	24.2	11.8 J	14.3 J	24.1	24.5	20 U	20 U	20 U	20 U	20 U	20 U

Footnotes/Qualifiers:

- ug/l Micrograms per liter
- # Standard for total iron and manganese is 500 ug/l
- U Compound was analyzed for but not detected
- J Estimated value
- UB Not detected base on blank results
- No standard

**Exceeds NYSDEC Class GA Standard or Guidance Value**

Table 3  
 Old Bethpage Landfill Complex  
 Post-Termination Groundwater Monitoring Program  
 Monitoring Well Sample Results  
 Leachate Indicator Parameters

Sample ID Sample Date		LF-1 11/1/22	LF-2 10/28/22	MW-05B 10/27/22	MW-06A 10/31/22	MW-06B 11/1/22	MW-06C 10/31/22	MW-06E 11/1/22	MW-06F 10/31/22	MW-08A 10/27/22	MW-08B 10/27/22	MW-09B 10/26/22	MW-09C 10/26/22	OBS-1 10/25/22
Units in mg/l														
LEACHATE INDICATORS	NYSDEC Class GA Standard or Guidance Value													
Alkalinity, Total	---	54.8	1130	40.6	3.6	1000	664	193	1.0 U	3.0	12.0	43.4	52.9	130
Alkalinity, Bicarbonate	---	54.8	1130	40.6	3.6	1000	664	193	1.0 U	3.0	12.0	43.4	52.9	130
Alkalinity, Carbonate	---	1.0 U	5.0 U	1.0 U	1.0 U	5.0 U	1.0 U	1.0 U	1.0 U	1.0 U	1.0 U	1.0 U	1.0 U	1.0 U
Chloride	250	132	248 J	98.9 J	29.4	71.6	<b>281</b>	<b>257</b>	<b>443</b>	29.1 J	179 J	101	105	62.5
Cyanide	0.2	0.010 U	0.010 U	0.010 U	0.010 U	0.010 U	0.010 U	0.010 U	0.010 U	0.010 U	0.010 U	0.010 U	0.010 U	0.010 U
Hardness	---	65.1	241	50.9	23.8	208	218	115	183	28.5	51.3	53.5	54.7	55.8
Hexavalent Chromium	0.05	0.020 UJ	0.020 U	0.020 UJ	0.020 UJ	0.020 UJ	0.020 UJ	0.020 UJ	0.020 UJ	0.020 U	0.020 U	0.020 U	0.020 U	0.020 U
Nitrogen, Ammonia	2	0.17 UB	<b>81.3</b>	0.10 U	0.17 UB	<b>124</b>	<b>53.2</b>	<b>22.6</b>	0.17 UB	0.10 U	0.071 UB	0.81	1.3	<b>12.3</b>
Nitrogen, Kjeldahl, Total	---	0.39	85.6	0.12	0.10 U	124	55.0 J	25.0	0.11	0.10 U	0.10 U	0.39	1.7	13.0
Nitrate	10	0.050 U	0.050 U	3.5	1.1	0.050 U	0.050 U	2.1	4.0	1.5	2.5	2.9	0.57	0.35
Nitrite	1	0.050 U	0.050 U	0.050 U	0.050 UJ	0.050 U	0.050 U	0.050 U	0.050 UJ	0.050 U	0.050 U	0.050 U	0.050 U	0.050 U
Phenolics, Total	0.001	0.0055 U	<b>0.0157</b>	<b>0.0038 J</b>	<b>0.003 J</b>	<b>0.0089</b>	<b>0.0042 J</b>	<b>0.0034 J</b>	0.0055 U	0.0055 U	<b>0.0047 J</b>	0.0055 U	<b>0.0047 J</b>	0.0055 U
Sulfate	250	33.2	53.6	20.0 J	5.8 J	5.0 U	5.3 J	42.5	5.0 UB	22.7 J	27.7 J	21.7 J	20.9 J	18.4 J
Total Dissolved Solids	500	388 J	<b>1240 J</b>	261 J	94.0	<b>682 J</b>	<b>900</b>	<b>612 J</b>	<b>774</b>	128 J	349 J	261 J	266 J	219 J

Footnotes/Qualifiers:  
 mg/l Milligrams per liter  
 U Compound was analyzed for but not detected  
 UB Non-detect based on blank results  
 J Estimated detection limit or value  
 -- No standard or not analyzed  
**Exceeds NYSDEC Class GA Standard or Guidance Value**

Table 1  
 Old Bethpage Landfill Complex  
 Post-Termination Groundwater Monitoring Program  
 Monitoring Well Sample Results  
 Volatile Organic Compounds

Sample ID Sample Date		LF-1 5/10/23	LF-2 5/10/23	MW-05B 5/1/23	MW-06A 5/9/23	MW-06B 5/5/23	MW-06C 5/9/23	MW-06E 5/9/23	MW-06F 5/9/23	MW-08A 5/5/23	MW-08B 5/5/23	MW-09B 5/1/23	MW-09C 5/1/23	OBS-1 5/1/23
Units in ug/l														
VOLATILE COMPOUNDS														
	NYSDEC Class GA Standard or Guidance Value													
1,1,1-Trichloroethane	5	1 U	1 U	1 U	1 U	1 U	1 U	1 U	1 U	1 U	1 U	1 U	1 U	1 U
1,1-Dichloroethane	5	1 U	1 U	1 U	1 U	1 U	1 U	1 U	1 U	1 U	1 U	1 U	1 U	1 U
1,1-Dichloroethene	5	1 U	1 U	1 U	1 U	1 U	1 U	1 U	1 U	1 U	1 U	1 U	1 U	1 U
1,2-Dichlorobenzene	3	1 U	1 U	1 U	1 U	1.5	1 U	1 U	1 U	1 U	1 U	1 U	1 U	1 U
1,2-Dichloroethane	0.6	1 U	1 U	1 U	1 U	1 U	1 U	1 U	1 U	1 U	1 U	1 U	1 U	1 U
1,2-Dichloropropane	1	1 U	1 U	1 U	1 U	1 U	1 U	1 U	1 U	1 U	1 U	1 U	1 U	1 U
1,3-Dichlorobenzene	3	1 U	1 U	1 U	1 U	1 U	1 U	1 U	1 U	1 U	1 U	1 U	1 U	1 U
1,4-Dichlorobenzene	3	1 U	1.1	1 U	1 U	4.6	1.6	1	1 U	1 U	1 U	1 U	1 U	1 U
Benzene	1	1 U	0.75 J	1 U	1 U	3.3	0.57 J	1 U	1 U	1 U	1 U	1 U	1 U	1 U
Bromodichloromethane	50	1 U	1 U	1 U	1 U	1 U	1 U	1 U	1 U	1 U	1 U	1 U	1 U	1 U
Bromoform	50	1 U	1 U	1 U	1 U	1 U	1 U	1 U	1 U	1 U	1 U	1 U	1 U	1 U
Carbon Tetrachloride	5	1 U	1 U	1 U	1 U	1 U	1 U	1 U	1 U	1 U	1 U	1 U	1 U	1 U
Chlorobenzene	5	1 U	1.1	1 U	1 U	17.9	1.9	3.2	1 U	1 U	1 U	1 U	1 U	1 U
Chloroethane	5	1 U	1 U	1 U	1 U	1 U	1 U	1 U	1 U	1 U	1 U	1 U	1 U	1 U
Chloroform	7	1 U	1 U	1 U	1 U	1 U	1 U	1 U	1.1	1.3	1 U	1 U	1 U	1 U
Cis-1,2-Dichloroethylene	5	1 U	1 U	1 U	1 U	1 U	1 U	1 U	1 U	11.5	1 U	1 U	1 U	1 U
Dibromochloromethane	50	1 U	1 U	1 U	1 U	1 U	1 U	1 U	1 U	1 U	1 U	1 U	1 U	1 U
Dichlorodifluoromethane	5	1 U	1 U	1 U	1 U	1 U	1 U	1 U	1 U	1 U	1 U	1 U	1 U	1 U
Ethylbenzene	5	1 U	1 U	1 U	1 U	1 U	1 U	1 U	1 U	1 U	1 U	1 U	1 U	1 U
Isopropylbenzene (Cumene)	5	1 U	1.2	1 U	1 U	1.7	2.2	1 U	1 U	1 U	1 U	1 U	1 U	1 U
Methylene Chloride	5	1 U	1 U	1 U	1 U	1 U	1 U	1 U	1 U	1 U	1 U	1 U	1 U	1 U
n-Butylbenzene	5	1 U	1 U	1 U	1 U	1 U	1 U	1 U	1 U	1 U	1 U	1 U	1 U	1 U
tert-Butylbenzene	5	1 U	1 U	1 U	1 U	1 U	1 U	1 U	1 U	1 U	1 U	1 U	1 U	1 U
Tetrachloroethylene(PCE)	5	1 U	1 U	1 U	1 U	1 U	1 U	1 U	1 U	5.5	1 U	1 U	1 U	1 U
Toluene	5	1 U	1 U	1 U	1 U	1 U	1 U	1 U	1 U	1 U	1 U	1 U	1 U	1 U
Trans-1,2-Dichloroethene	5	1 U	1 U	1 U	1 U	1 U	1 U	1 U	1 U	1 U	1 U	1 U	1 U	1 U
Trichloroethylene (TCE)	5	1 U	1 U	1 U	1.5	1 U	1 U	1 U	1 U	1.4	1 U	1 U	1 U	1 U
Vinyl Chloride	2	1 U	1 U	1 U	1 U	1 U	1 U	1 U	1 U	1 U	1 U	1 U	1 U	1 U
Xylenes, Total	5	3 U	3 U	3 U	3 U	3 U	3 U	3 U	3 U	3 U	3 U	3 U	3 U	3 U
Total Volatile Compounds	--	ND	3.4	ND	1.5	29	5.7	4.2	1.1	19.7	ND	ND	ND	ND

ug/l Micrograms per liter  
 U Compound was analyzed for but not detected  
 J Estimated limit  
 -- No standard  
 ND Not detected

**Exceeds NYSDEC Class GA Standard or Guidance Value**



Table 2  
 Old Bethpage Landfill Complex  
 Post-Termination Groundwater Monitoring Program  
 Monitoring Well Sample Results  
 Total and Dissolved Metals

Sample ID Sample Date Type:		LF-1 5/10/23 Total	LF-1 5/10/23 Dissolved	LF-2 5/10/23 Total	LF-2 5/10/23 Dissolved	MW-05B 5/1/23 Total	MW-05B 5/1/23 Dissolved	MW-06A 5/9/23 Total	MW-06A 5/9/23 Dissolved	MW-06B 5/5/23 Total	MW-06B 5/5/23 Dissolved	MW-06C 5/9/23 Total	MW-06C 5/9/23 Dissolved	MW-06E 5/9/23 Total	MW-06E 5/9/23 Dissolved
Units in ug/l															
METALS	NYSDEC Class GA Standard or Guidance Value														
Aluminum	--	200 U	48.2 UB	74.6 J	83.6 UB	37.2 UB	200 U	200 U	38.7 UB	43.8 J	36 UB	53.3 J	82.3 UB	58.6 J	57.2 UB
Barium	1000	54.5 J	55.8 J	69 J	63.5 J	40.8 J	40.5 J	23.1 J	22 J	83.1 J	80.6 J	32.8 J	33.3 J	112 J	112 J
Calcium	--	9680	10100	56500	52800	11600	12000	1750	1680	30600	29500 J	55400	59100	18600	19300
Chromium	50	10 U	10 U	3.6 J	3.3 J	10 U	10 U	10 U	10 U	10 U	10 U	1.3 J	10 U	10 U	10 U
Copper	200	25 U	25 U	25 U	25 U	25 U	25 U	25 U	25 U	25 U	25 U	25 U	25 U	25 U	25 U
Iron	300 #	<b>11200</b>	<b>11700</b>	<b>13400</b>	<b>12700</b>	100 U	20 U	100 U	8 J	<b>20900</b>	<b>19800 J</b>	<b>6460</b>	<b>6990</b>	<b>14000</b>	<b>14700</b>
Lead	25	5 U	5 U	5 U	5 U	5 U	5 U	5 U	5 U	5 U	5 U	5 U	5 U	5 U	5 U
Magnesium	35000	6150	6390	31700	29300	4780	4830	1610	1610	30900	28900	13200	13500	13500	13800
Manganese	300 #	<b>1710</b>	<b>1810</b>	<b>220</b>	<b>210</b>	<b>2460</b>	<b>2400</b>	9.5 J	9.2 J	<b>51.3</b>	<b>49 J</b>	<b>150</b>	<b>162</b>	<b>192</b>	<b>203</b>
Mercury	0.7	--	0.2 U	--	0.2 U	0.2 U	0.2 U	0.2 U	0.2 U	0.2 U	0.2 U	0.2 U	0.2 U	0.2 U	0.2 U
Nickel	100	40 U	4.3 J	10.6 J	9.2 J	7.3 J	40 U	5.8 J	4.4 J	5.7 J	6.3 J	19.9 UB	13 J	17.5 UB	8.6 J
Potassium	--	10800	10900	93600	93100	8680	9220	2460 J	1780 UB	102000	97300	55400	56400	29600	29800
Sodium	20000	<b>60300</b>	<b>63400</b>	<b>331000</b>	<b>317000</b>	<b>57100</b>	<b>58700</b>	7110	7210	<b>109000</b>	<b>98700</b>	<b>246000 J</b>	<b>274000</b>	<b>126000 J</b>	<b>136000</b>
Zinc	2000	20 U	20 U	20 U	20 U	20 U	20 U	20 U	5 J	20 UJ	20 U	20 U	20 U	20 U	20 U

Footnotes/Qualifiers:

- ug/l Micrograms per liter
- # Standard for total iron and manganese is 500 ug/l
- U Compound was analyzed for but not detected
- J Estimated value
- UB Not detected base on blank results
- No standard or not analyzed

**Exceeds NYSDEC Class GA Standard or Guidance Value**

Table 2  
 Old Bethpage Landfill Complex  
 Post-Termination Groundwater Monitoring Program  
 Monitoring Well Sample Results  
 Total and Dissolved Metals

Sample ID Sample Date Type:		MW-06F 5/9/23 Total	MW-06F 5/9/23 Dissolved	MW-08A 5/5/23 Total	MW-08A 5/5/23 Dissolved	MW-08B 5/5/23 Total	MW-08B 5/5/23 Dissolved	MW-09B 5/1/23 Total	MW-09B 5/1/23 Dissolved	MW-09C 5/1/23 Total	MW-09C 5/1/23 Dissolved	OBS-1 5/1/23 Total	OBS-1 5/1/23 Dissolved
Units in ug/l													
NYSDEC Class GA Standard or Guidance Value													
METALS													
Aluminum	--	233	260	56.7 J	52.4 UB	200 U	41.8 UB	33.9 UB	200 U	32.3 UB	200 U	35 UB	200 U
Barium	1000	257	252	69.2 J	64.8 J	67 J	63.9 J	82.4 J	83.2 J	57.5 J	57.6 J	31.3 J	32.4 J
Calcium	--	44000	44800	7480	7420 J	14300	13900 J	11000	11600	9250	9680	10700	11600
Chromium	50	10 U	10 U	10 U	10 U	10 U	10 U	10 U	10 U	10 U	10 U	10 U	10 U
Copper	200	25 U	25 U	3.9 J	25 U	25 U	25 U	25 U	25 U	25 U	25 U	25 U	25 U
Iron	300 #	100 U	8.5 J	100 U	20 U	100 U	20 U	100 U	20 U	100 U	20 U	<b>23.7 J</b>	<b>23.5</b>
Lead	25	5 U	5 U	5 U	5 U	5 U	5 U	5 U	5 U	5 U	5 U	5 U	5 U
Magnesium	35000	17000	17100	5130	4720	4120	3930	5420	5490	5850	6050	6760	7060
Manganese	300 #	141	144	135	118 J	<b>554</b>	<b>535 J</b>	<b>2000</b>	<b>2000</b>	232	243	<b>2270</b>	<b>2330</b>
Mercury	0.7	0.26	0.2 U	0.2 U	0.2 U	0.2 U	0.2 U	0.2 U	0.2 U	0.2 U	0.2 U	0.2 U	0.2 U
Nickel	100	30.6 J	30.3 J	9.4 J	10.2 J	16.2 J	16.2 J	40 U	40 U	5.3 J	40 U	40 U	40 U
Potassium	--	10400	10200	5870	5520	7830	7660	9160	9660	9870	10800	17000	18400
Sodium	20000	<b>180000</b>	<b>183000</b>	19200	17700	<b>91800</b>	<b>89900</b>	<b>54800</b>	<b>56100</b>	<b>55900</b>	<b>59400</b>	<b>40100</b>	<b>42300</b>
Zinc	2000	24.6	23.6	9.9 J	7.7 J	26.9	26.9 J	20 U	20 U	20 U	20 U	20 U	20 U

Footnotes/Qualifiers:

- ug/l Micrograms per liter
- # Standard for total iron and manganese is 500 ug/l
- U Compound was analyzed for but not detected
- J Estimated value
- UB Not detected base on blank results
- No standard or not analyzed

**Exceeds NYSDEC Class GA Standard or Guidance Value**

Table 3  
 Old Bethpage Landfill Complex  
 Post-Termination Groundwater Monitoring Program  
 Monitoring Well Sample Results  
 Leachate Indicator Parameters

Sample ID Sample Date		LF-1 5/10/23	LF-2 5/10/23	MW-05B 5/1/23	MW-06A 5/9/23	MW-06B 5/5/23	MW-06C 5/9/23	MW-06E 5/9/23	MW-06F 5/9/23	MW-08A 5/5/23	MW-08B 5/5/23	MW-09B 5/1/23	MW-09C 5/1/23	OBS-1 5/1/23
Units in mg/l														
LEACHATE INDICATORS	NYSDEC Class GA Standard or Guidance Value													
Alkalinity, Total	---	57.4	1100	42.5	2.1 J	1020	708	217	1 U	33.5	9.2	48.8	94.5	163
Alkalinity,Bicarbonate	---	57.4	1100	42.5	2.1 J	1020	708	217	1 U	33.5	9.2	48.8	94.5	163
Alkalinity,Carbonate	---	1 UJ	1 UJ	1 U	1 UJ	1 U	1 UJ	1 UJ	1 UJ	1 U	1 U	1 U	1 U	1 U
Chloride	250	99.4	240	102	10.1	69	<b>267</b>	211	<b>426</b>	30.5	173	101	104	54.8
Cyanide	0.2	0.010 U	0.010 U	0.010 U	0.010 U	0.010 U	0.010 U	0.010 U	0.010 U	0.010 U	0.010 U	0.010 U	0.010 U	0.010 U
Hardness	---	49.5	272	48.6	11	204	193	102	180	39.8	52.7	49.8	47.2	54.6
Hexavalent Chromium	0.05	0.02 U	0.02 U	0.02 U	0.02 U	0.02 U	0.02 UJ	0.02 UJ	0.02 UJ	0.02 U	0.02 U	0.02 U	0.02 U	0.02 U
Nitrogen, Ammonia	2	0.11	<b>72.9</b>	0.1 U	0.1 U	<b>160 J</b>	<b>56.4</b>	<b>26.5</b>	0.17	0.1 U	0.06 J	1	1.3	<b>12.8</b>
Nitrogen, Kjeldahl, Total	---	0.74	85.3	0.1 U	0.23	110	49.7	23.2	0.89	0.18	0.1 U	0.72	1.7	12.8
Nitrate	10	0.05 UJ	0.05 UJ	0.5 U	0.4 J	0.05 UJ	0.05 UJ	1.9 J	4.1 J	1.4 J	2.3 J	0.64	1.5	0.17
Nitrite	1	0.028 J	0.05 U	0.05 U	0.05 U	0.05 UJ	0.05 U	0.05 U	0.05 U	0.05 UJ	0.05 U	0.05 U	0.05 U	0.05 U
Phenolics, Total	0.001	0.0055 U	0.0055 U	0.005 U	0.0055 U	<b>0.0278</b>	<b>0.0151</b>	<b>0.0037</b>	0.005 U	0.005 U	<b>0.0034 J</b>	<b>0.0028 J</b>	0.0050 U	0.005 U
Sulfate	250	21.9	31.8	20.1	6.7	0.94 UB	1.7 J	40.6	0.23 UB	29.9	26.2	19	18.9	19.1
Total Dissolved Solids	500	264 J	<b>690 J</b>	266 J	29	<b>594</b>	<b>950</b>	496	<b>692</b>	115	394	262 J	256 J	202 J

Footnotes/Qualifiers:

- mg/l Milligrams per liter
- U Compound was analyzed for but not detected
- UB Non-detect based on blank results
- J Estimated detection limit or value
- No standard or not analyzed

**Exceeds NYSDEC Class GA Standard or Guidance Value**

Table 1  
 Old Bethpage Landfill Complex  
 Post-Termination Groundwater Monitoring Program  
 Monitoring Well Sample Results  
 Volatile Organic Compounds

Sample ID Sample Date		LF-1 10/11/23	LF-2 10/11/23	MW-05B 10/10/23	MW-06B 10/12/23	MW-06C 10/12/23	MW-06E 10/12/23	MW-06F 10/12/23	MW-08A 10/11/23	MW-08B 10/11/23	MW-09B 10/10/23	MW-09C 10/10/23	OBS-1 10/10/23
Units in ug/l													
VOLATILE COMPOUNDS													
	NYSDEC Class GA Standard or Guidance Value												
1,1,1-Trichloroethane	5	1 U	1 U	1 U	1 U	1 U	1 U	1 U	1 U	1 U	1 U	1 U	1 U
1,1-Dichloroethane	5	1 U	1 U	1 U	1 U	1 U	1 U	1 U	1 U	1 U	1 U	1 U	1 U
1,1-Dichloroethene	5	1 U	1 U	1 U	1 U	1 U	1 U	1 U	1 U	1 U	1 U	1 U	1 U
1,2-Dichlorobenzene	3	1 U	1 U	1 UJ	1 U	1 U	1 U	1 U	1 U	1 U	1 UJ	1 UJ	1 UJ
1,2-Dichloroethane	0.6	1 U	1 U	1 U	1 U	1 U	1 U	1 U	1 U	1 U	1 U	1 U	1 U
1,2-Dichloropropane	1	1 U	1 U	1 U	1 U	1 U	1 U	1 U	1 U	1 U	1 U	1 U	1 U
1,3-Dichlorobenzene	3	1 U	1 U	1 U	1 U	1 U	1 U	1 U	1 U	1 U	1 U	1 U	1 U
1,4-Dichlorobenzene	3	1 U	2	1 UJ	2	2	1 U	1 U	1 U	1 U	1 UJ	1 UJ	1 UJ
Benzene	1	1 U	1.2	1 U	1 U	1.7	1 U	1 U	1 U	1 U	1 U	1 U	1 U
Bromodichloromethane	50	1 U	1 U	1 U	1 U	1 U	1 U	1 U	1 U	1 U	1 U	1 U	1 U
Bromoform	50	1 U	1 U	1 U	1 U	1 U	1 U	1 U	1 U	1 U	1 U	1 U	1 U
Carbon Tetrachloride	5	1 U	1 U	1 U	1 U	1 U	1 U	1 U	1 U	1 U	1 U	1 U	1 U
Chlorobenzene	5	1 U	2.4	1 UJ	1 U	5.4	1.4	1 U	1 U	1 U	1 UJ	1 UJ	1 UJ
Chloroethane	5	1 U	1 U	1 U	1 U	1 U	1 U	1 U	1 U	1 U	1 U	1 U	1 U
Chloroform	7	1 U	1 U	1 U	1 U	1 U	1 U	1.1	1.5	1 U	1 U	1 U	1 U
Cis-1,2-Dichloroethylene	5	1 U	1 U	1 U	1 U	1 U	1 U	1 U	1 U	1 U	1 U	1 U	1 U
Dibromochloromethane	50	1 U	1 U	1 U	1 U	1 U	1 U	1 U	1 U	1 U	1 U	1 U	1 U
Dichlorodifluoromethane	5	1 U	1 U	1 U	1 U	1 U	1 U	1 U	1 U	1 U	1 U	1 U	1 U
Ethylbenzene	5	1 U	1 U	1 U	1 U	1 U	1 U	1 U	1 U	1 U	1 U	1 U	1 U
Isopropylbenzene (Cumene)	5	1 U	2.2	1 U	1 U	2.6	1 U	1 U	1 U	1 U	1 U	1 U	1 U
Methylene Chloride	5	1 U	1 U	1 U	1 U	1 U	1 U	1 U	1 U	1 U	1 U	1 U	1 U
n-Butylbenzene	5	1 U	1 U	1 U	1 U	1 U	1 U	1 U	1 U	1 U	1 U	1 U	1 U
tert-Butylbenzene	5	1 U	1 U	1 U	1 U	1 U	1 U	1 U	1 U	1 U	1 U	1 U	1 U
Tetrachloroethylene(PCE)	5	1 U	1 U	1 U	1 U	1 U	1 U	1 U	4.4	1 U	1 U	1 U	1 U
Toluene	5	1 U	1 U	1 U	1 U	1 U	1 U	1 U	1 U	1 U	1 U	1 U	1 U
Trans-1,2-Dichloroethene	5	1 U	1 U	1 U	1 U	1 U	1 U	1 U	1 U	1 U	1 U	1 U	1 U
Trichloroethylene (TCE)	5	2.8	1 U	1 U	1 U	1 U	1 U	1 U	1 U	1 U	1 U	1 U	1 U
Vinyl Chloride	2	1 U	1 U	1 U	1 U	1 U	1 U	1 U	1 U	1 U	1 U	1 U	1 U
Xylenes, Total	5	3 U	3 U	3 U	3 U	3 U	3 U	3 U	3 U	3 U	3 U	3 U	3 U
Total Volatile Compounds	--	2.8	7.8	ND	2	11.7	1.4	1.1	5.9	ND	ND	ND	ND

ug/l Micrograms per liter  
 U Compound was analyzed for but not detected  
 J Estimated limit  
 -- No standard  
 ND Not detected

**Exceeds NYSDEC Class GA Standard or Guidance Value**



Table 2  
 Old Bethpage Landfill Complex  
 Post-Termination Groundwater Monitoring Program  
 Monitoring Well Sample Results  
 Total and Dissolved Metals

Sample ID Sample Date Type:		LF-1 10/11/23 Total	LF-1 10/11/23 Dissolved	LF-2 10/11/23 Total	LF-2 10/11/23 Dissolved	MW-05B 10/10/23 Total	MW-05B 10/10/23 Dissolved	MW-06B 10/12/23 Total	MW-06B 10/12/23 Dissolved	MW-06C 10/12/23 Total	MW-06C 10/12/23 Dissolved	MW-06E 10/12/23 Total	MW-06E 10/12/23 Dissolved
Units in ug/l													
METALS	NYSDEC Class GA Standard or Guidance Value												
Aluminum	--	200 U	200 U	56.9 UB	58.2 J	200 U	200 U	200 U	200 U	49.4 J	37.8 J	32.4 J	200 U
Barium	1000	89.3 J	91 J	62.4 J	64.2 J	42.3 J	45.5 J	45.2 J	40.9 J	37.9 J	33.8 J	121 J	108 J
Calcium	--	15100	13900	51400	47000	11400	12700	18500	15800	50800	42300	20300	17100
Chromium	50	10 U	10 U	6.2 J	7.3 J	10 U	10 U	10 U	10 U	10 U	1.5 J	10 U	10 U
Copper	200	25 U	25 U	25 U	25 U	25 U	25 U	25 U	25 U	25 U	25 U	25 U	25 U
Iron	300	<b>9420</b>	<b>16600</b>	<b>9650</b>	<b>10300</b>	100 U	20 U	<b>12100</b>	<b>10100</b>	<b>7070</b>	<b>5920</b>	<b>17700</b>	<b>14600</b>
Lead	25	5 U	5 U	5 U	5 U	5 U	5 U	5 U	5 U	5 U	5 U	5 U	5 U
Magnesium	35000	9920	10000	28100	27400	5050	5280	17700	16100	19800	17400	15300	13800
Manganese	300	<b>2530</b>	<b>2480</b>	184	182	<b>2260</b>	<b>2430</b>	30.7	26.2	119	103	207	178
Mercury	0.7	0.2 U	0.2 U	0.2 U	0.2 U	0.2 U	0.2 U	0.2 U	0.2 U	0.2 U	0.2 U	0.2 U	0.2 U
Nickel	100	7.5 J	7.9 J	15.8 J	16.7 J	8.1 J	8.1 J	40 U	4.6 J	12.2 J	13.5 J	7.6 J	10.2 J
Potassium	--	15900	14600	122000	114000	9030	10100	52000	47300	89900	79900	29800	27000
Sodium	20000	<b>76700</b>	<b>76800</b>	<b>386000</b>	<b>352000</b>	<b>53700</b>	<b>60900</b>	<b>90800</b>	<b>77000</b>	<b>291000</b>	<b>243000</b>	<b>152000</b>	<b>127000</b>
Zinc	2000	20 U	20 U	20 U	20 U	20 U	20 U	20 U	20 U	20 U	20 U	20 U	5.7 J
Iron & Manganese	500	<b>11950</b>	<b>19080</b>	<b>9834</b>	<b>10482</b>	<b>2260</b>	<b>2430</b>	<b>12131</b>	<b>10126</b>	<b>7189</b>	<b>6023</b>	<b>17907</b>	<b>14778</b>

Footnotes/Qualifiers:

- ug/l Micrograms per liter
- U Compound was analyzed for but not detected
- J Estimated value
- UB Not detected base on blank results
- No standard or not analyzed

**Exceeds NYSDEC Class GA Standard or Guidance Value**

Table 2  
 Old Bethpage Landfill Complex  
 Post-Termination Groundwater Monitoring Program  
 Monitoring Well Sample Results  
 Total and Dissolved Metals

Sample ID Sample Date Type:		MW-06F 10/12/23 Total	MW-06F 10/12/23 Dissolved	MW-08A 10/11/23 Total	MW-08A 10/11/23 Dissolved	MW-08B 10/11/23 Total	MW-08B 10/11/23 Dissolved	MW-09B 10/10/23 Total	MW-09B 10/10/23 Dissolved	MW-09C 10/10/23 Total	MW-09C 10/10/23 Dissolved	OBS-1 10/10/23 Total	OBS-1 10/10/23 Dissolved
Units in ug/l													
	NYSDEC Class GA Standard or Guidance Value												
<b>METALS</b>													
Aluminum	--	272	219	55.6 J	37.8 J	200 U	200 U	200 U	200 U	200 U	200 U	200 U	200 U
Barium	1000	304	266	45.2 J	46.4 J	71.5 J	69.7 J	87.2 J	96.2 J	63.1 J	69.1 J	30.6 J	33.2 J
Calcium	--	52400	43500	3070	3110	17600	16300	10600	12000	10100	11300	9960	11000
Chromium	50	10 U	10 U	10 U	10 U	10 U	10 U	10 U	10 U	10 U	10 U	10 U	10 U
Copper	200	25 U	25 U	5.9 J	6.1 J	25 U	25 U	25 U	25 U	25 U	25 U	25 U	25 U
Iron	300	28.9 J	8.2 J	100 U	20 U	100 U	20 U	100 U	20 U	100 U	20 U	100 U	16.3 J
Lead	25	5 U	5 U	5 U	5 U	5 U	5 U	5 U	5 U	5 U	5 U	5 U	5 U
Magnesium	35000	20500	18400	3570	3640	4680	4750	5110	5420	6440	6790	6680	6950
Manganese	300	170	143	78.1	80	<b>559</b>	<b>544</b>	<b>2530</b>	<b>2800</b>	245	270	<b>2190</b>	<b>2350</b>
Mercury	0.7	0.25	0.2 U	0.2 U	0.2 U	0.2 U	0.2 U	0.2 U	0.2 U	0.2 U	0.2 U	0.2 U	0.2 U
Nickel	100	35.6 J	31.9 J	9.6 J	9.7 J	16.5 J	16.7 J	40 U	5.1 J	5 J	4.9 J	5.1 J	5.7 J
Potassium	--	12300	11200	3780 J	3750 J	9910	8580	8420	9580	10200	11500	15900	17700
Sodium	20000	<b>211000</b>	<b>174000</b>	10100	9890	<b>107000</b>	<b>104000</b>	<b>53400</b>	<b>61500</b>	<b>55100</b>	<b>62500</b>	<b>36300</b>	<b>41200</b>
Zinc	2000	30.7	27.9	14.3 J	15 J	25.8	25.7	20 U	20 U	20 U	20 U	20 U	20 U
Iron & Manganese	500	198.9	151.2	78.1	80	<b>559</b>	<b>544</b>	<b>2530</b>	<b>2800</b>	245	270	<b>2190</b>	<b>2366</b>

Footnotes/Qualifiers:

- ug/l Micrograms per liter
- U Compound was analyzed for but not detected
- J Estimated value
- UB Not detected base on blank results
- No standard or not analyzed

**Exceeds NYSDEC Class GA Standard or Guidance Value**

Table 3  
 Old Bethpage Landfill Complex  
 Post-Termination Groundwater Monitoring Program  
 Monitoring Well Sample Results  
 Leachate Indicator Parameters

Sample ID Sample Date		LF-1 10/11/23	LF-2 10/11/23	MW-05B 10/10/23	MW-06B 10/12/23	MW-06C 10/12/23	MW-06E 10/12/23	MW-06F 10/12/23	MW-08A 10/11/23	MW-08B 10/11/23	MW-09B 10/10/23	MW-09C 10/10/23	OBS-1 10/10/23
Units in mg/l													
LEACHATE INDICATORS	NYSDEC Class GA Standard or Guidance Value												
Alkalinity, Total	---	53.4	1140	30.2	406 J	811 J	142 J	1 UJ	2.5	20.6	33.3	54.9	141
Alkalinity,Bicarbonate	---	53.4	1140	30.2	406	811	142	1 U	2.5	20.6	33.3	54.9	141
Alkalinity,Carbonate	---	1 U	1 U	1 U	1 U	1 U	1 U	1 U	1 U	1 U	1 U	1 U	1 U
Chloride	250	149	<b>321</b>	94	77.8	245	239	<b>453</b>	22.5	181	94.9	97.6	43.4
Cyanide	0.2	0.010 U	0.010 U	0.010 U	0.010 U	0.010 U	0.010 U	0.010 U	0.010 U	0.010 U	0.010 U	0.010 U	0.010 U
Hardness	---	78.6	244	49.3	119	208	114	215	22.4	63.2	47.5	51.7	52.4
Hexavalent Chromium	0.05	0.02 U	0.02 U	0.02 U	0.038 J	0.049 J	<b>0.058 J</b>	0.02 UJ	0.02 U	0.02 U	0.02 U	0.02 U	0.02 UJ
Nitrogen, Ammonia	2	<b>2.3</b>	<b>102</b>	0.1 U	<b>64.8</b>	<b>93.5</b>	<b>19.9</b>	0.26	0.1 U	0.13	0.3	1.7	<b>10.5</b>
Nitrogen, Kjeldahl, Total	---	2.7 J	95.5 J	0.3 J	45.4 J	74.6 J	17.5 J	0.1 UJ	0.12 J	0.1 UJ	0.31 J	0.85 J	11.3 J
Nitrate	10	0.05 U	0.05 U	4.1	0.05 U	0.05 U	0.76	3.5	0.46	2.3	3.6	0.26	0.14
Nitrite	1	0.056	0.05 U	0.05 U	0.05 U	0.05 U	0.05 U	0.05 U	0.05 U	0.05 U	0.05 U	0.05 U	0.05 U
Phenolics, Total	0.001	0.01 UJ	0.0084 UJB	0.01 U	0.0078 UB	0.0336 UB	0.0099 UB	0.0092 UB	<b>0.104 J</b>	0.0100 UJ	0.01 U	0.0100 U	0.0092 UB
Sulfate	250	25.4	8.2	18.2	6.8 J	2 J	59.3 J	0.93 J	16.3	29.6	19.3	20.2	19.1
Total Dissolved Solids	500	372	<b>1540</b>	246	476	<b>1860</b>	<b>550</b>	<b>830</b>	75	374	239	267	232

Footnotes/Qualifiers:  
 mg/l Milligrams per liter  
 U Compound was analyzed for but not detected  
 UB Non-detect based on blank results  
 J Estimated detection limit or value  
 -- No standard or not analyzed  
**Exceeds NYSDEC Class GA Standard or Guidance Value**

Table 1  
 Old Bethpage Landfill Complex  
 Post-Termination Groundwater Monitoring Program  
 Monitoring Well Sample Results  
 Volatile Organic Compounds

Sample ID Sample Date		LF-1 6/4/24	LF-2 6/4/24	MW-05B 5/29/24	MW-06A 6/3/24	MW-06B 6/3/24	MW-06C 5/30/24	MW-06E 5/30/24	MW-06F 5/30/24	MW-08A 6/3/24	MW-08B 6/3/24	MW-09B 5/29/24	MW-09C 5/28/24	OBS-1 5/28/24
Units in ug/l														
VOLATILE COMPOUNDS														
	NYSDEC Class GA Standard or Guidance Value													
1,1,1-Trichloroethane	5	1 U	1 U	1 U	1 U	1 U	1 U	1 U	1 U	1 U	1 U	1 U	1 U	1 U
1,1-Dichloroethane	5	1 U	1 U	1 U	1 U	1 U	1 U	1 U	1 U	1 U	1 U	1 U	1 U	1 U
1,1-Dichloroethene	5	1 U	1 U	1 U	1 U	1 U	1 U	1 U	1 U	1 U	1 U	1 U	1 U	1 U
1,2-Dichlorobenzene	3	1 U	1.1	1 U	1 U	1 U	1 U	1 U	1 U	1 U	1 U	1 U	1 U	1 U
1,2-Dichloroethane	0.6	1 U	1 U	1 U	1 U	1 U	1 U	1 U	1 U	1 U	1 U	1 U	1 U	1 U
1,2-Dichloropropane	1	1 U	1 U	1 U	1 U	1 U	1 U	1 U	1 U	1 U	1 U	1 U	1 U	1 U
1,3-Dichlorobenzene	3	1 U	1 U	1 U	1 U	1 U	1 U	1 U	1 U	1 U	1 U	1 U	1 U	1 U
1,4-Dichlorobenzene	3	1 U	<u>3.4</u>	1 U	1 U	2.5	1.4	1 U	1 U	1 U	1 U	1 U	1 U	1 U
Benzene	1	1 U	<u>2.9</u>	1 U	1 U	<u>1.2</u>	0.59 J	1 U	1 U	1 U	1 U	1 U	1 U	1 U
Bromodichloromethane	50	1 U	1 U	1 U	1 U	1 U	1 U	1 U	1 U	1 U	1 U	1 U	1 U	1 U
Bromoform	50	1 U	1 U	1 U	1 U	1 U	1 U	1 U	1 U	1 U	1 U	1 U	1 U	1 U
Carbon Tetrachloride	5	1 U	1 U	1 U	1 U	1 U	1 U	1 U	1 U	1 U	1 U	1 U	1 U	1 U
Chlorobenzene	5	1 U	3	1 U	1 U	<u>13.6</u>	1.7	1 U	1 U	1 U	1 U	1 U	1 U	1 U
Chloroethane	5	1 U	1 U	1 U	1 U	1.5	1 U	1 U	1 U	1 U	1 U	1 U	1 U	1 U
Chloroform	7	1 U	1 U	1 U	1 U	1 U	1 U	1 U	1 U	1.7	1 U	1 U	1 U	1 U
Cis-1,2-Dichloroethylene	5	1 U	1 U	1 U	1 U	1 U	1 U	1 U	1 U	<u>10.5</u>	1 U	1 U	1 U	1 U
Dibromochloromethane	50	1 U	1 U	1 U	1 U	1 U	1 U	1 U	1 U	1 U	1 U	1 U	1 U	1 U
Dichlorodifluoromethane	5	1 U	1 U	1 U	1 U	1 U	1 U	1 U	1 U	1 U	1 U	1 U	1 U	1 U
Ethylbenzene	5	1 U	1 U	1 U	1 U	1 U	1 U	1 U	1 U	1 U	1 U	1 U	1 U	1 U
Isopropylbenzene (Cumene)	5	1 U	<u>7.5</u>	1 U	1 U	1.3	1.7	1 U	1 U	1 U	1 U	1 U	1 U	1 U
Methylene Chloride	5	1 U	1 U	1 U	1 U	1 U	1 U	1 U	1 U	1 U	1 U	1 U	1 U	1 U
n-Butylbenzene	5	1 UJ	1 UJ	1 U	1 UJ	1 UJ	1 U	1 U	1 U	1 UJ	1 UJ	1 U	1 U	1 U
tert-Butylbenzene	5	1 U	1 U	1 U	1 U	1 U	1 U	1 U	1 U	1 U	1 U	1 U	1 U	1 U
Tetrachloroethylene(PCE)	5	1 U	1 U	1 U	1 U	1 U	1 U	1 U	1 U	<u>5.1 J</u>	1 U	1 U	1 U	1 U
Toluene	5	1 U	1 U	1 U	1 U	1 U	1 U	1 U	1 U	1 U	1 U	1 U	1 U	1 U
Trans-1,2-Dichloroethene	5	1 U	1 U	1 U	1 U	1 U	1 U	1 U	1 U	1 U	1 U	1 U	1 U	1 U
Trichloroethylene (TCE)	5	1 U	1 U	1 U	1 U	1 U	1 U	1 U	1 U	1 U	1 U	1 U	1 U	1 U
Vinyl Chloride	2	1 U	1 U	1 U	1 U	1 U	1 U	1 U	1 U	1 U	1 U	1 U	1 U	1 U
m&p-Xylene	5	2 U	2.1 J	2 U	2 U	2 U	2 U	2 U	2 U	2 U	2 U	2 U	2 U	2 U
o-Xylene	5	1 U	1 U	1 U	1 U	1 U	1 U	1 U	1 U	1 U	1 U	1 U	1 U	1 U
Xylenes, Total	5	3 U	2.1 J	3 U	3 U	3 U	3 U	3 U	3 U	3 U	3 U	3 U	3 U	3 U
Total Volatile Compounds	--	ND	20	ND	ND	20.1	5.39	ND	ND	17.3	ND	ND	ND	ND

ug/l Micrograms per liter  
 U Compound was analyzed for but not detected  
 J Estimated limit or value  
 -- No standard  
 ND Not detected

**Exceeds NYSDEC Class GA Standard or Guidance Value**



Table 2  
 Old Bethpage Landfill Complex  
 Post-Termination Groundwater Monitoring Program  
 Monitoring Well Sample Results  
 Total and Dissolved Metals

Sample ID Sample Date Type:		LF-1 6/4/24 Total	LF-1 6/4/24 Dissolved	LF-2 6/4/24 Total	LF-2 6/4/24 Dissolved	MW-05B 5/29/24 Total	MW-05B 5/29/24 Dissolved	MW-06A 6/3/24 Total	MW-06A 6/3/24 Dissolved	MW-06B 6/3/24 Total	MW-06B 6/3/24 Dissolved	MW-06C 5/30/24 Total	MW-06C 5/30/24 Dissolved
Units in ug/l													
METALS													
	NYSDEC Class GA Standard or Guidance Value												
Aluminum	--	200 U	200 U	74.5 J	75.7 J	200 U	200 U	200 U	200 U	200 U	200 U	200 U	200 U
Barium	1000	71.1 J	71.9 J	59.4 J	58.6 J	50.9 J	94.9 J	200 U	200 U	92.1 J	91.5 J	29.8 J	30.6 J
Calcium	--	13500	13900	42100	41700	14400	11600	1330	1300	39000	37300	50200	51700
Chromium	50	10 U	10 U	12.5	12.3	10 U	10 U	1.3 J	10 U	1.8 J	1.1 J	1.3 J	1.3 J
Copper	200	25 U	25 U	25 U	25 U	25 U	25 U	25 U	25 U	25 U	25 U	25 U	25 U
Iron	300	<b>14300</b>	<b>14400</b>	<b>10100</b>	<b>10100</b>	100 U	100 U	142	90.3 J	<b>25700</b>	<b>25300</b>	<b>6100</b>	<b>6250</b>
Lead	25	5 U	5 U	5 U	5 U	5 U	5 U	5 U	5 U	5 U	5 U	5 U	5 U
Magnesium	35000	9770	10000	25100	24100	6190	5530	1310	1300	<b>36300</b>	34200	13100	13200
Manganese	300	<b>1980</b>	<b>2040</b>	138	137	<b>2730</b>	<b>2260</b>	8.8 J	7.8 J	62.5	61.8	132	137
Mercury	0.7	0.2 U	0.2 U	0.2 U	0.2 U	0.2 U	0.2 U	0.2 U	0.2 U	0.2 U	0.2 U	0.2 U	0.2 U
Nickel	100	40 U	40 U	22.5 J	22.7 J	9.1 J	40 U	16.2 J	16.3 J	40 U	13.6 J	11.2 J	11.3 J
Potassium	--	11300	11500	164000	160000	9720	9330	2660 UB	2720 UB	70800	71500	54600	56500
Sodium	20000	<b>76100</b>	<b>76300</b>	<b>493000</b>	<b>478000</b>	<b>67200</b>	<b>61100</b>	5180	4370 J	<b>134000</b>	<b>119000</b>	<b>268000</b>	<b>278000</b>
Zinc	2000	20 U	20 U	20 U	20 U	20 U	20 U	5.8 J	5 J	20 U	20 U	20 U	20 U
Iron & Manganese	500	<b>16280</b>	<b>16440</b>	<b>10238</b>	<b>10237</b>	<b>2730</b>	<b>2260</b>	150.8	98.1	<b>25763</b>	<b>25362</b>	<b>6232</b>	<b>6387</b>

Footnotes/Qualifiers:

- ug/l Micrograms per liter
- U Compound was analyzed for but not detected
- J Estimated value
- UB Not detected base on blank results
- No standard or not analyzed

**Exceeds NYSDEC Class GA Standard or Guidance Value**

Table 2  
 Old Bethpage Landfill Complex  
 Post-Termination Groundwater Monitoring Program  
 Monitoring Well Sample Results  
 Total and Dissolved Metals

Sample ID Sample Date Type:		MW-06E 5/30/24 Total	MW-06E 5/30/24 Dissolved	MW-06F 5/30/24 Total	MW-06F 5/30/24 Dissolved	MW-08A 6/3/24 Total	MW-08A 6/3/24 Dissolved	MW-08B 6/3/24 Total	MW-08B 6/3/24 Dissolved	MW-09B 5/29/24 Total	MW-09B 5/29/24 Dissolved	MW-09C 5/28/24 Total	MW-09C 5/28/24 Dissolved	OBS-1 5/28/24 Total
Units in ug/l														
METALS														
	NYSDEC Class GA Standard or Guidance Value													
Aluminum	--	200 U	200 U	255	245	95.6 J	80.2 J	200 U	200 U	200 U	200 U	200 U	200 U	200 U
Barium	1000	117 J	115 J	281	280	72.9 J	70.4 J	79.7 J	78.8 J	93 J	52.3 J	65 J	66.3 J	31.8 J
Calcium	--	18600	18400	49300	49600	5400	5170	18200	17100	11600	14500	10800	10700	11600
Chromium	50	10 U	10 U	10 U	10 U	10 U	10 U	10 U	10 U	10 U	10 U	10 U	10 U	10 U
Copper	200	25 U	25 U	25 U	25 U	25 U	25 U	25 U	25 U	25 U	25 U	25 U	25 U	25 U
Iron	300	<b>5620</b>	<b>5520</b>	100 U	100 U	100 U	100 U	100 U	100 U	100 U	100 U	100 U	100 U	100 U
Lead	25	5 U	5 U	5 U	5 U	5 U	1.8 J	5 U	5 U	5 U	5 U	5 U	5 U	5 U
Magnesium	35000	10700	10600	19400	19400	5610	5320	5140	4880	5400	6360	6570	6740	6730
Manganese	300	215	213	154	152	127	122	<b>677</b>	<b>665</b>	<b>2250</b>	<b>2780</b>	296	<b>301</b>	<b>2010</b>
Mercury	0.7	0.2 U	0.2 U	0.34	0.2 U	0.2 U	0.2 U	0.2 U	0.2 U	0.2 U	0.2 U	0.2 U	0.2 U	0.2 U
Nickel	100	40 U	40 U	27.1 J	27.1 J	12.8 J	21.8 J	18.2 J	27.9 J	40 U	40 U	40 U	40 U	40 U
Potassium	--	18600	18600	12100	12100	6750	7270	9320	9760	8830	10200	12100	12500	17600
Sodium	20000	<b>164000</b>	<b>163000</b>	<b>213000</b>	<b>215000</b>	<b>23100</b>	20000	<b>114000</b>	<b>98500</b>	<b>60300</b>	<b>68400</b>	<b>65200</b>	<b>65600</b>	<b>36900</b>
Zinc	2000	14.1 J	12.8 J	29.2	28.9	14.4 J	14.4 J	34.4	33.8	20 U	20 U	20 U	20 U	20 U
Iron & Manganese	500	<b>5835</b>	<b>5733</b>	154	152	127	122	<b>677</b>	<b>665</b>	<b>2250</b>	<b>2780</b>	296	301	<b>2010</b>

Footnotes/Qualifiers:  
 ug/l Micrograms per liter  
 U Compound was analyzed for but not detected  
 J Estimated value  
 UB Not detected base on blank results  
 -- No standard or not analyzed  
**Exceeds NYSDEC Class GA Standard or Guidance Value**

Table 2  
 Old Bethpage Landfill Complex  
 Post-Termination Groundwater Monitoring Program  
 Monitoring Well Sample Results  
 Total and Dissolved Metals

Units in ug/l		Sample ID	OBS-1
		Sample Date	5/28/24
		Type:	Dissolved
METALS	NYSDEC Class GA Standard or Guidance Value		
Aluminum	--		200 U
Barium	1000		33 J
Calcium	--		11600
Chromium	50		10 U
Copper	200		25 U
Iron	300		100 U
Lead	25		5 U
Magnesium	35000		6890
Manganese	300		<u>2070</u>
Mercury	0.7		0.2 U
Nickel	100		40 U
Potassium	--		18300
Sodium	20000		<u>37400</u>
Zinc	2000		20 U
Iron & Manganese	500		<u>2070</u>

Table 3  
 Old Bethpage Landfill Complex  
 Post-Termination Groundwater Monitoring Program  
 Monitoring Well Sample Results  
 Leachate Indicator Parameters

Sample ID Sample Date		LF-1 6/4/24	LF-2 6/4/24	MW-05B 5/29/24	MW-06A 6/3/24	MW-06B 6/3/24	MW-06C 5/30/24	MW-06E 5/30/24	MW-06F 5/30/24	MW-08A 6/3/24	MW-08B 6/3/24	MW-09B 5/29/24	MW-09C 5/28/24	OBS-1 5/28/24
Units in mg/l														
LEACHATE INDICATORS	NYSDEC Class GA Standard or Guidance Value													
Alkalinity, Total	---	63.1	1650	31.6	5.7	738	624	63.9	1 U	2.6 UB	12.1	32.3	51.9	127
Alkalinity,Bicarbonate	---	63.1	1650	31.6	5.7	738	624	63.9	1 U	2.6 UB	12.1	32.3	51.9	127
Alkalinity,Carbonate	---	1 U	5 U	1 UJ	1 U	1 U	1 UJ	1 UJ	1 UJ	1 U	1 U	1 UJ	1 UJ	1 UJ
Chloride	250	100	<b>354</b>	103	6	93.3	228	233	<b>432</b>	33.6	174	82.1	94.6	41.5
Cyanide	0.2	0.010 U	0.010 U	0.010 U	0.010 U	0.010 U	0.010 U	0.010 U	0.010 U	0.010 U	0.010 U	0.010 U	0.010 U	0.010 U
Hardness	---	73.9	208	61.4	8.72	247	179	90.5	203	36.6	66.6	51.2	54	56.7
Hexavalent Chromium	0.05	0.02 U	0.02 U	0.02 U	0.02 UJ	0.02 UJ	0.02 U	0.02 U	0.02 U	0.02 UJ	0.02 UJ	0.02 U	0.02 U	0.02 U
Nitrogen, Ammonia	2	1.1	<b>157</b>	0.074 UB	1.2	<b>95</b>	<b>49</b>	<b>7.2</b>	0.33 UB	0.063 UB	0.16 UB	0.53	<b>3.9</b>	<b>13</b>
Nitrogen, Kjeldahl, Total	---	1.8	136	0.1 U	1.4	84.9	43.9	6.4	0.1 U	0.47	0.43	0.1 U	3.7	12.4
Nitrate	10	0.05 U	0.05 U	4.3	0.12	0.05 U	0.05 U	1.5	4	1.2	2.3	3.8	1.5	0.039 J
Nitrite	1	0.05 U	0.05 U	0.05 U	0.05 UJ	0.05 UJ	0.05 U	0.028 J	0.05 U	0.05 UJ	0.05 UJ	0.05 U	0.05 U	0.05 U
Phenolics, Total	0.001	<b>0.0117</b>	<b>0.0185</b>	<b>0.0109</b>	<b>0.0182</b>	<b>0.0197</b>	0.0055 U	0.005 U	0.005 U	0.0050 U	0.005 U	0.0050 U	0.005 U	0.005 U
Sulfate	250	30	5 U	17.9	6.2	1.7 J	0.7 J	61.2	5 U	31	33.3	20.6	20.1 J	17.1 J
Total Dissolved Solids	500	300	<b>1600</b>	260	28	<b>684</b>	<b>860</b>	<b>558</b>	<b>766</b>	108	390	225	245 J	181 J

Footnotes/Qualifiers:

- mg/l Milligrams per liter
- U Compound was analyzed for but not detected
- UB Non-detect based on blank results
- J Estimated detection limit or value
- No standard or not analyzed

**Exceeds NYSDEC Class GA Standard or Guidance Value**

Table 1  
 Old Bethpage Landfill Complex  
 Post-Termination Groundwater Monitoring Program  
 Monitoring Well Sample Results  
 Volatile Organic Compounds

Sample ID Sample Date		LF-1 11/4/24	LF-2 11/4/24	MW-05B 10/29/24	MW-06A 11/1/24	MW-06B 11/1/24	MW-06C 11/1/24	MW-06E 11/5/24	MW-06F 11/5/24	MW-08A 10/31/24	MW-08B 10/31/24	MW-09B 10/29/24	MW-09C 10/29/24	OBS-1 10/31/24
Units in ug/l														
VOLATILE COMPOUNDS														
	NYSDEC Class GA Standard or Guidance Value													
1,1,1-Trichloroethane	5	1 U	1 U	1 U	1 U	1 U	1 U	1 U	1 U	1 U	1 U	1 U	1 U	1 U
1,1-Dichloroethane	5	1 U	1 U	1 U	1 U	1 U	1 U	1 U	1 U	1 U	1 U	1 U	1 U	1 U
1,1-Dichloroethene	5	1 U	1 U	1 U	1 U	1 U	1 U	1 U	1 U	1 U	1 U	1 U	1 U	1 U
1,2-Dichlorobenzene	3	1 U	1 U	1 U	1 U	1 U	1 U	1 U	1 U	1 U	1 U	1 U	1 U	1 U
1,2-Dichloroethane	0.6	1 U	1 U	1 U	1 U	1 U	1 U	1 U	1 U	1 U	1 U	1 U	1 U	1 U
1,2-Dichloropropane	1	1 U	1 U	1 U	1 U	1 U	1 U	1 U	1 U	1 U	1 U	1 U	1 U	1 U
1,3-Dichlorobenzene	3	1 U	1 U	1 U	1 U	1 U	1 U	1 U	1 U	1 U	1 U	1 U	1 U	1 U
1,4-Dichlorobenzene	3	1 U	2.6	1 U	1 U	3	1.4	1 U	1 U	1 U	1 U	1 U	1 U	1 U
Benzene	1	1 U	<b>2.3</b>	1 U	1 U	1 U	1 U	1 U	1 U	1 U	1 U	1 U	1 U	1 U
Bromodichloromethane	50	1 U	1 U	1 U	1 U	1 U	1 U	1 U	1 U	1 U	1 U	1 U	1 U	1 U
Bromoform	50	1 U	1 U	1 U	1 U	1 U	1 U	1 U	1 U	1 U	1 U	1 U	1 U	1 U
Carbon Tetrachloride	5	1 U	1 U	1 U	1 U	1 U	1 U	1 U	1 U	1 U	1 U	1 U	1 U	1 U
Chlorobenzene	5	1 U	2.6	1 U	1 U	<b>11.5</b>	2.1	1.4	1 U	1 U	1 U	1 U	1 U	1 U
Chloroethane	5	1 U	1 U	1 U	1 U	1 U	1 U	1 U	1 U	1 U	1 U	1 U	1 U	1 U
Chloroform	7	1 U	1 U	1 U	1 U	1 U	1 U	1 U	1	1.1 U	1 U	1 U	1 U	1 U
Cis-1,2-Dichloroethylene	5	1 U	1 U	1 U	1 U	1 U	1 U	1 U	1 U	<b>11.1</b>	1 U	1 U	1 U	1 U
Dibromochloromethane	50	1 U	1 U	1 U	1 U	1 U	1 U	1 U	1 U	1 U	1 U	1 U	1 U	1 U
Dichlorodifluoromethane	5	1 U	1 U	1 U	1 U	1 U	1 U	1 U	1 U	1 U	1 U	1 U	1 U	1 U
Ethylbenzene	5	1 U	1 U	1 U	1 U	1 U	1 U	1 U	1 U	1 U	1 U	1 U	1 U	1 U
Isopropylbenzene (Cumene)	5	1 U	4.1	1 U	1 U	1 U	1.9	1 U	1 U	1 U	1 U	1 U	1 U	1 U
Methylene Chloride	5	1 U	1 U	1 U	1 U	1 U	1 U	1 U	1 U	1 U	1 U	1 U	1 U	1 U
n-Butylbenzene	5	1 U	1 U	1 U	1 U	1 U	1 U	1 U	1 U	1 U	1 U	1 U	1 U	1 U
tert-Butylbenzene	5	1 U	1 U	1 U	1 U	1 U	1 U	1 U	1 U	1 U	1 U	1 U	1 U	1 U
Tetrachloroethylene(PCE)	5	1 U	1 U	1 U	1 U	1 U	1 U	1 U	1 U	<b>7.1</b>	1 U	1 U	1 U	1 U
Toluene	5	1 U	1 U	1 U	1 U	1 U	1 U	1 U	1 U	1 U	1 U	1 U	1 U	1 U
Trans-1,2-Dichloroethene	5	1 U	1 U	1 U	1 U	1 U	1 U	1 U	1 U	1 U	1 U	1 U	1 U	1 U
Trichloroethylene (TCE)	5	1 U	1 U	1 U	1 U	1 U	1 U	1 U	1 U	1.1	1 U	1 U	1 U	1 U
Vinyl Chloride	2	1 U	1 U	1 U	1 U	1 U	1 U	1 U	1 U	1 U	1 U	1 U	1 U	1 U
m&p-Xylene	5	2 U	1.2 J	2 U	2 U	2 U	2 U	2 U	2 U	2 U	2 U	2 U	2 U	2 U
o-Xylene	5	1 U	1 U	1 U	1 U	1 U	1 U	1 U	1 U	1 U	1 U	1 U	1 U	1 U
Xylenes, Total	5	3 U	1.2 J	3 U	3 U	3 U	3 U	3 U	3 U	3 U	3 U	3 U	3 U	3 U
Total Volatile Compounds	--	ND	12.8	ND	ND	14.5	5.4	1.4	1	19.3	ND	ND	ND	ND

ug/l Micrograms per liter  
 U Compound was analyzed for but not detected  
 J Estimated limit or value  
 -- No standard  
 ND Not detected

**Exceeds NYSDEC Class GA Standard or Guidance Value**



Table 2  
 Old Bethpage Landfill Complex  
 Post-Termination Groundwater Monitoring Program  
 Monitoring Well Sample Results  
 Total and Dissolved Metals

Sample ID Sample Date Type:		LF-1 11/4/24 Total	LF-1 11/4/24 Dissolved	LF-2 11/4/24 Total	LF-2 11/4/24 Dissolved	MW-05B 10/29/24 Total	MW-05B 10/29/24 Dissolved	MW-06A 11/1/24 Total	MW-06A 11/1/24 Dissolved	MW-06B 11/1/24 Total	MW-06B 11/1/24 Dissolved	MW-06C 11/1/24 Total	MW-06C 11/1/24 Dissolved	MW-06E 11/5/24 Total	MW-06E 11/5/24 Dissolved
Units in ug/l															
METALS	NYSDEC Class GA Standard or Guidance Value														
Aluminum	--	200 U	200 U	200 U	200 U	200 U	200 U	200 U	200 U	200 U	200 U	200 U	200 U	200 U	200 U
Barium	1000	96.1 J	97.1 J	58.1 J	61.1 J	72.6 J	71 J	21 J	21.3	79.5 J	83.8 J	31.8 J	33.4 J	103 J	103 J
Calcium	--	19300	20000	41100	44100	21300	21200	1510	1570	32700	35200	51500	55500	18300	17900
Chromium	50	10 U	10 U	9.4 J	9.8 J	10 U	10 U	10 U	10 U	10 U	10 U	1.5J U	1.5 J	10 U	10 U
Copper	200	25 U	25 U	25 U	25 U	25 U	25 U	25 U	25 U	25 U	25 U	25 U	25 U	25 U	25 U
Iron	300	<b>17400</b>	<b>18200</b>	<b>8900</b>	<b>9690</b>	100 U	100 U	58.3 U	53.9 U	<b>25700</b>	<b>27700</b>	<b>6920</b>	<b>7490</b>	<b>24300</b>	<b>24200</b>
Lead	25	5 U	5 U	5 U	5 U	5 U	5 U	5 U	5 U	5 U	5 U	5 U	5 U	5 U	5 U
Magnesium	35000	12600	12900	22000	22600	8850	8820	1510	1560	31900	33400	13500	14100	13000	13100
Manganese	300	<b>2510</b>	<b>2520</b>	130	137	<b>3620</b>	<b>3590</b>	7.8 J	8 J	71.3	74.2	137	143	189	191
Mercury	0.7	0.2 U	0.2 U	0.2 U	0.2 U	0.2 U	0.2 U	0.2 U	0.2 U	0.2 U	0.2 U	0.2 U	0.2 U	0.2 U	0.2 U
Nickel	100	9.5 J	8.7 J	21.8 J	22.7 J	11 J	11.3 J	40 U	40 U	40 U	40 U	16.3 J	16.4 J	11 J	11.2 J
Potassium	--	13800	12800	150000	155000	12200	11700	2640 UB	1600 J	53500	55200	60000	61300	19700	20400
Sodium	20000	<b>95200</b>	<b>94400</b>	<b>430000</b>	<b>438000</b>	<b>81500</b>	<b>81100</b>	9260	9240	<b>97000</b>	<b>99900</b>	<b>264000</b>	<b>270000</b>	<b>141000</b>	<b>149000</b>
Zinc	2000	20 U	20 U	20 U	20 U	20 U	20 U	20 U	20 U	20 U	20 U	20 U	20 U	8.7 UB	8.6 J
Iron & Manganese	500	<b>19910</b>	<b>20720</b>	<b>9030</b>	<b>9827</b>	<b>3620</b>	<b>3590</b>	7.8	8	<b>25771</b>	<b>27774</b>	<b>7057</b>	<b>7633</b>	<b>24489</b>	<b>24391</b>

Footnotes/Qualifiers:  
 ug/l Micrograms per liter  
 U Compound was analyzed for but not detected  
 J Estimated value  
 UB Not detected base on blank results  
 -- No standard

**Exceeds NYSDEC Class GA Standard or Guidance Value**

Table 2  
 Old Bethpage Landfill Complex  
 Post-Termination Groundwater Monitoring Program  
 Monitoring Well Sample Results  
 Total and Dissolved Metals

Sample ID	Sample Date	MW-06F	MW-06F	MW-08A	MW-08A	MW-08B	MW-08B	MW-09B	MW-09B	MW-09C	MW-09C	OBS-1	OBS-1
		11/5/24	11/5/24	10/31/24	10/31/24	10/31/24	10/31/24	10/29/24	10/29/24	10/29/24	10/29/24	10/31/24	10/31/24
Type:		Total	Dissolved	Total	Dissolved	Total	Dissolved	Total	Dissolved	Total	Dissolved	Total	Dissolved
Units in ug/l													
METALS													
	NYSDEC Class GA Standard or Guidance Value												
Aluminum	--	266	240	71.7 J	70.1 J	200 U	200 U	200 U	200 U	200 U	200 U	200 U	200 U
Barium	1000	317	301	80.3 J	82.9 J	81 J	82.4 J	100 J	99.8 J	73.2 J	72.3 J	40.8 J	40.9 J
Calcium	--	54400	50900	7430	7600	18800	19500	12100	12300	12000	12100	13800	14400
Chromium	50	10 U	10 U	10 U	10 U	10 U	10 U	10 U	10 U	10 U	10 U	10 U	10 U
Copper	200	25 U	25 U	25 U	25 U	25 U	25 U	25 U	25 U	25 U	25 U	25 U	25 U
Iron	300	100 U	100 U	100 U	100 U	100 U	100 U	100 U	100 U	100 U	100 U	28.8 UB	26 UB
Lead	25	2.2 J	5 U	5 U	5 U	5 U	5 U	5 U	5 U	5 U	5 U	5 U	5 U
Magnesium	35000	20400	19700	5450	5760	5100	5250	5360	5440	7100	7170	8150	8680
Manganese	300	171	164	103	105	<b>668</b>	<b>675</b>	<b>2380</b>	<b>2400</b>	<b>356</b>	<b>359</b>	<b>2810</b>	<b>2970</b>
Mercury	0.7	0.39	0.35	0.2 U	0.2 U	0.2 U	0.2 U	0.2 U	0.2 U	0.2 U	0.2 U	0.2 U	0.2 U
Nickel	100	40.6	38.7 J	12.2 J	11.8 J	18.7 J	17.9 J	40 U	40 U	40 U	40 U	40 U	40 U
Potassium	--	12400	12100	6930	5970	10300	9000	9340	9180	12200	11900	17600	17500
Sodium	20000	<b>218000</b>	<b>219000</b>	<b>25500</b>	<b>25500</b>	<b>113000</b>	<b>113000</b>	<b>57800</b>	<b>58800</b>	<b>62900</b>	<b>63200</b>	<b>40500</b>	<b>41000</b>
Zinc	2000	32.3	31.2	11 UB	11.2 J	33.1	34.5	20 U	20 U	20 U	20 U	20 U	20 U
Iron & Manganese	500	171	164	103	105	<b>668</b>	<b>675</b>	<b>2380</b>	<b>2400</b>	356	359	<b>2838.8</b>	<b>2970</b>

Footnotes/Qualifiers:  
 ug/l Micrograms per liter  
 U Compound was analyzed for but not detected  
 J Estimated value  
 UB Not detected base on blank results  
 -- No standard  
**Exceeds NYSDEC Class GA Standard or Guidance Value**

Table 3  
 Old Bethpage Landfill Complex  
 Post-Termination Groundwater Monitoring Program  
 Monitoring Well Sample Results  
 Leachate Indicator Parameters

Sample ID Sample Date		LF-1 11/4/24	LF-2 11/4/24	MW-05B 10/29/24	MW-06A 11/1/24	MW-06B 11/1/24	MW-06C 11/1/24	MW-06E 11/5/24	MW-06F 11/5/24	MW-08A 10/31/24	MW-08B 10/31/24	MW-09B 10/29/24	MW-09C 10/29/24	OBS-1 10/31/24
Units in mg/l														
LEACHATE INDICATORS	NYSDEC Class GA Standard or Guidance Value													
Alkalinity, Total	---	78.2	1590	37.7	4	532	663	128	1 U	5.1	14.7	29.5	47.1	123
Alkalinity, Bicarbonate	---	78.2	1590	37.7	4	532	663	128	1 U	5.1	14.7	29.5	47.1	123
Alkalinity, Carbonate	---	1 UJ	5 UJ	1 U	1 UJ	1 UJ	1 UJ	1 UJ	1 UJ	1 UJ	1 UJ	1 U	1 U	1 UJ
Chloride	250	101 J	<b>295 J</b>	111	12.5 J	54 J	187 J	165	<b>403</b>	40.3 J	185 J	63.2	71.3	47.2 J
Cyanide	0.2	0.0075 J	0.0107	0.010 UJ	0.010 U	0.0135	0.010 U	0.0178 J	0.010 UJ	0.010 U	0.0107 U	0.010 UJ	0.010 UJ	0.0082 J
Hardness	---	100	193	89.6	9.99	213	184	99.2	220	41	67.9	52.3	59.2	68
Hexavalent Chromium	0.05	0.02 U	0.02 U	0.02 U	0.02 U	0.02 U	0.02 U	0.02 U	0.02 U	0.02 U	0.02 U	0.02 U	0.02 U	0.02 U
Nitrogen, Ammonia	2	0.31	<b>166</b>	0.062 J	0.093 J	<b>72.8</b>	<b>65.2</b>	<b>10.7</b>	0.4	0.1 U	0.067 J	0.16	1.7	<b>10</b>
Nitrogen, Kjeldahl, Total	---	0.56	134	0.1 U	0.1 U	58.8	47.8	9.9	0.1 U	0.1 U	0.1 U	0.1 U	0.87	8.9
Nitrate	10	0.05 U	0.05 U	3	0.39	0.05 U	0.05 U	0.25	3.7	2	2.3	3.3	1.5	0.12
Nitrite	1	0.05 UJ	0.05 UJ	0.05 UJ	0.05 U	0.05 U	0.05 U	0.036 J	0.05 U	0.05 U	0.05 U	0.05 UJ	0.05 UJ	0.05 U
Phenolics, Total	0.001	<b>0.008 J</b>	<b>0.009 J</b>	0.006 U	0.006 U	<b>0.014 J</b>	<b>0.006 J</b>	0.006 U	0.006 U	0.006 U	0.006 U	0.006 U	0.006 U	0.006 U
Sulfate	250	25.8 J	4 J	21.7 J	8.1 J	13.3 J	1.6 J	79.7	5 U	31.1 J	33.8 J	17.2 J	17.5 J	20.5 J
Total Dissolved Solids	500	413	<b>1800</b>	337	48	<b>558</b>	<b>1100</b>	<b>556</b>	<b>894</b>	136	393	222	243	200

Footnotes/Qualifiers:

- mg/l Milligrams per liter
- U Compound was analyzed for but not detected
- UB Non-detect based on blank results
- J Estimated detection limit or value
- No standard

**Exceeds NYSDEC Class GA Standard or Guidance Value**

Table 1  
 Old Bethpage Landfill Complex  
 Post-Termination Groundwater Monitoring Program  
 Monitoring Well Sample Results  
 Volatile Organic Compounds

Sample ID Sample Date		LF-1 5/28/25	LF-2 5/28/25	MW-05B 5/27/25	MW-06A 5/30/25	MW-06B 5/29/25	MW-06C 5/29/25	MW-06E 5/29/25	MW-06F 5/30/25	MW-08A 5/28/25	MW-08B 5/28/25	MW-09B 5/27/25	MW-09C 5/27/25	OBS-1 5/27/25
Units in ug/l														
VOLATILE COMPOUNDS														
	NYSDEC Class GA Standard or Guidance Value													
1,1,1-Trichloroethane	5	1 UJ	1 UJ	1 UJ	1 U	1 U	1 U	1 U	1 U	1 UJ	1 UJ	1 UJ	1 UJ	1 UJ
1,1-Dichloroethane	5	1 U	1 U	1 U	1 U	1 U	1 U	1 UJ	1 U	1 U	1 U	1 U	1 U	1 U
1,1-Dichloroethene	5	1 U	1 U	1 U	1 U	1 U	1 U	1 U	1 U	1 U	1 U	1 U	1 U	1 U
1,2-Dichlorobenzene	3	1 U	1 U	1 U	1 U	1 U	1 U	1 U	1 U	1 U	1 U	1 U	1 U	1 U
1,2-Dichloroethane	0.6	1 U	1 U	1 U	1 U	1 U	1 U	1 U	1 U	1 U	1 U	1 U	1 U	1 U
1,2-Dichloropropane	1	1 U	1 U	1 U	1 U	1 U	1 U	1 U	1 U	1 U	1 U	1 U	1 U	1 U
1,3-Dichlorobenzene	3	1 U	1 U	1 U	1 U	1 U	1 U	1 U	1 U	1 U	1 U	1 U	1 U	1 U
1,4-Dichlorobenzene	3	1 U	3.0	1 U	1 U	2.5	1.5	1 U	1 U	1 U	1 U	1 U	1 U	1 U
Benzene	1	1 U	3.1	1 U	1 U	0.96 J	1.1	1 U	1 U	1 U	1 U	1 U	1 U	1 U
Bromodichloromethane	50	1 U	1 U	1 U	1 U	1 U	1 U	1 U	1 U	1 U	1 U	1 U	1 U	1 U
Bromoform	50	1 U	1 U	1 U	1 U	1 U	1 U	1 U	1 U	1 U	1 U	1 U	1 U	1 U
Carbon Tetrachloride	5	1 U	1 U	1 U	1 U	1 U	1 U	1 U	1 U	1 U	1 U	1 U	1 U	1 U
Chlorobenzene	5	1 U	3.4	1 U	1 U	8.4	4.0	1 U	1 U	1 U	1 U	1 U	1 U	1 U
Chloroethane	5	1 U	1 U	1 U	1 U	1 U	1 U	1 U	1 U	1 U	1 U	1 U	1 U	1 U
Chloroform	7	1 U	1 U	1 U	1 U	1 U	1 U	1 U	1 U	1.1	1 U	1 U	1 U	1 U
Cis-1,2-Dichloroethylene	5	1 U	1 U	1 U	1 UJ	1 UJ	1 UJ	1 U	1 UJ	10.4	1 U	1 U	1 U	1 U
Dibromochloromethane	50	1 U	1 U	1 U	1 U	1 U	1 U	1 U	1 U	1 U	1 U	1 U	1 U	1 U
Dichlorodifluoromethane	5	1 U	1 U	1 U	1 U	1 U	1 U	1 U	1 U	1 U	1 U	1 U	1 U	1 U
Ethylbenzene	5	1 U	1 U	1 U	1 U	1 U	1 U	1 U	1 U	1 U	1 U	1 U	1 U	1 U
Isopropylbenzene (Cumene)	5	1 U	9.6	1 U	1 U	1 U	1.7	1 U	1 U	1 U	1 U	1 U	1 U	1 U
Methylene Chloride	5	1 U	1 U	1 U	1 U	1 U	1 U	1 U	1 U	1 U	1 U	1 U	1 U	1 U
n-Butylbenzene	5	1 U	1 U	1 U	1 U	1 U	1 U	1 U	1 U	1 U	1 U	1 U	1 U	1 U
tert-Butylbenzene	5	1 U	1 U	1 U	1 U	1 U	1 U	1 U	1 U	1 U	1 U	1 U	1 U	1 U
Tetrachloroethylene(PCE)	5	1 U	1 U	1 U	1 U	1 U	1 U	1 U	1 U	7.8	1 U	1 U	1 U	1 U
Toluene	5	1 U	1 U	1 U	1 U	1 U	1 U	1 U	1 U	1 U	1 U	1 U	1 U	1 U
Trans-1,2-Dichloroethene	5	1 U	1 U	1 U	1 U	1 U	1 U	1 U	1 U	1 U	1 U	1 U	1 U	1 U
Trichloroethylene (TCE)	5	1 U	1 U	1 U	1 U	1 U	1 U	1 U	1 U	1 U	1 U	1 U	1 U	1 U
Vinyl Chloride	2	1 U	1 U	1 U	1 U	1 U	1 U	1 U	1 U	1 U	1 U	1 U	1 U	1 U
m&p-Xylene	5	2 U	1.5 J	2 U	2 U	2 U	2 U	2 U	2 U	2 U	2 U	2 U	2 U	2 U
o-Xylene	5	1 U	1 U	1 U	1 U	1 U	1 U	1 U	1 U	1 U	1 U	1 U	1 U	1 U
Xylenes, Total	5	3 U	1.5 J	3 U	3 U	3 U	3 U	3 U	3 U	3 U	3 U	3 U	3 U	3 U
Total Volatile Compounds	--	0	22.1	0	0	11.86	8.3	0	0	19.3	0	0	0	0

ug/l Micrograms per liter  
 U Compound was analyzed for but not detected  
 J Estimated limit or value  
 -- No standard  
 ND Not detected

**Exceeds NYSDEC Class GA Standard or Guidance Value**



Table 2  
 Old Bethpage Landfill Complex  
 Post-Termination Groundwater Monitoring Program  
 Monitoring Well Sample Results  
 Total and Dissolved Metals

Sample ID		LF-1	LF-1	LF-2	LF-2	MW-05B	MW-05B	MW-06A	MW-06A	MW-06B	MW-06B	MW-06C	MW-06C	MW-06E	MW-06E
Sample Date		5/28/25	5/28/25	5/28/25	5/28/25	5/27/25	5/27/25	5/30/25	5/30/25	5/29/25	5/29/25	5/29/25	5/29/25	5/29/25	5/29/25
Type:		Total	Dissolved	Total	Dissolved	Total	Dissolved	Total	Dissolved	Total	Dissolved	Total	Dissolved	Total	Dissolved
Units in ug/l															
	NYSDEC Class GA Standard or Guidance Value														
METALS															
Aluminum	--	200 U	36.8 J	200 U	200 U	200 U	200 U	200 U	200 U	200 U	200 U	200 U	200 U	200 U	200 U
Barium	1000	54.2 J	23.9 J	54.2 J	24.5 J	59.1	31.7 J	15.7 J	6.1 J	78.1 J	36.4 J	32.8 J	14.5 J	74.7 J	45 J
Calcium	--	11700	9050	35900	30400	15900	13200	1150 J	760	35200 J	32400	50900 J	46900	14300 J	12100
Chromium	50	10 U	10 U	11.6	12.4	10 U	10 U	10 U	10 U	1.2 J	10 U	1.2 J	10 U	10 U	10 U
Copper	200	25 U	25 U	25 U	12.8 UB	25 U	25 U	25 U	8.6 UB	25 U	14.6 UB	25 U	9.3 UB	25 U	25 U
Iron	300	<b>9490</b>	13.5 J	<b>8850</b>	<b>2440</b>	20 U	20 U	20 U	20 U	<b>25800</b>	15.4 J	<b>7260</b>	61.5	<b>22900</b>	<b>6330</b>
Lead	25	5 U	5 U	5 U	5 U	5 U	5 U	5 U	5 U	5 U	5 U	5 U	5 U	5 U	5 U
Magnesium	35000	7130	6200	21000	18500	7270	6540	1190 J	920 J	29800 J	28300	14900 J	14100	10200 J	9140
Manganese	300	<b>1320</b>	<b>522</b>	107	36.4	<b>2480</b>	<b>1240</b>	3 J	10 U	55.7	18.2	123	46.0	147	89.6
Mercury	0.7	0.2 UJ	0.2 U	0.2 U	0.2 U	0.2 UJ	0.2 U	0.2 U	0.2 U	0.2 U	0.2 U	0.2 U	0.2 U	0.2 U	0.2 U
Nickel	100	7.6 J	8.1 J	23.4 J	24.6 J	11.4	10.4 J	7.1 J	7.4 J	5.3 J	6.7 J	14.7 J	15.7 J	9.4 J	8.8 J
Potassium	--	9190	8900	171000	156000	10400	9760	1760 J	1750 J	53500	51200	61900	60000	15200	14000
Sodium	20000	<b>66900</b>	<b>60500</b>	<b>432000</b>	<b>360000</b>	<b>70700</b>	<b>62900</b>	6720 J	6040	<b>88700 J</b>	<b>83000</b>	<b>240000 J</b>	<b>207000</b>	<b>152000 J</b>	<b>135000</b>
Zinc	2000	20 U	20 U	20 U	20 U	20 U	20 U	4.2 J	20 U	20 U	20 U	20 U	20 U	4 J	20 U
Iron & Manganese	500	<b>10810</b>	<b>535.5</b>	<b>8957</b>	<b>2476.4</b>	<b>2480</b>	<b>1240</b>	3	10 U	<b>25855.7</b>	33.6	<b>7383</b>	107.5	<b>23047</b>	<b>6420</b>

Footnotes/Qualifiers:

- ug/l Micrograms per liter
- U Compound was analyzed for but not detected
- J Estimated value
- UB Not detected base on blank results
- No standard

**Exceeds NYSDEC Class GA Standard or Guidance Value**

Table 2  
 Old Bethpage Landfill Complex  
 Post-Termination Groundwater Monitoring Program  
 Monitoring Well Sample Results  
 Total and Dissolved Metals

Sample ID Sample Date Type:		MW-06F 5/30/25 Total	MW-06F 5/30/25 Dissolved	MW-08A 5/28/25 Total	MW-08A 5/28/25 Dissolved	MW-08B 5/28/25 Total	MW-08B 5/28/25 Dissolved	MW-09B 5/27/25 Total	MW-09B 5/27/25 Dissolved	MW-09C 5/27/25 Total	MW-09C 5/27/25 Dissolved	OBS-1 5/27/25 Total	OBS-1 5/27/25 Dissolved
Units in ug/l													
	NYSDEC Class GA Standard or Guidance Value												
METALS													
Aluminum	--	235	133 J	43.1 J	36.1 J	200 U	200 U	200 U	200 U	200 U	200 U	200 U	36 J
Barium	1000	297	272	68.8 J	53.4 J	83.3 J	36.2 J	91.2 J	42.4 J	61.9 J	25.9 J	45.1 J	23.4 J
Calcium	--	52100 J	52000	8670 J	17000 J	19300	7950	11000	8380	10100	7190	16400	13800
Chromium	50	10 U	10 U	10 U	10 U	10 U	10 U	10 U	10 U	10 U	10 U	10 U	10 U
Copper	200	25 U	6.1 UB	25 U	25 U	25 U	25 U	25 U	25 U	25 U	25 U	25 U	25 U
Iron	300	68.2	20 U	20 U	20 U	20 U	20 U	20 U	20 U	20 U	20 U	23.6	20 U
Lead	25	5 U	5 U	5 U	5 U	5 U	5 U	5 U	5 U	5 U	5 U	5 U	5 U
Magnesium	35000	19800 J	19500	4700	4800	5180	4100	5070	4340	6040	4970	8840	8120
Manganese	300	161	134	121 J	264 J	<b>522</b>	47.5	<b>2160</b>	<b>932</b>	<b>342</b>	110	<b>2770</b>	<b>1270</b>
Mercury	0.7	0.28	0.2 U	0.2 U	0.2 U	0.2 U	0.2 U	0.2 UJ	0.2 U	0.2 UJ	0.2 U	0.2 UJ	0.2 U
Nickel	100	38.2 J	35.3 J	10.8 J	14.4 J	18.1 J	9.1 J	4.8 J	4.9 J	5.1 J	5.6 J	4.8 J	6.4 J
Potassium	--	12600	12000	6770 J	8830 J	9280	6860	8600	8140	11500	10700	18400	17400
Sodium	20000	<b>228000 J</b>	<b>206000</b>	<b>22600 J</b>	<b>100000 J</b>	<b>112000</b>	<b>20600</b>	<b>56200</b>	<b>49900</b>	<b>61700</b>	<b>54600</b>	<b>42200</b>	<b>38700</b>
Zinc	2000	29.5	17.2 J	7.2 J	8.7 J	34.1	20 U	20 U	20 U	20 U	20 U	20 U	20 U
Iron & Manganese	500	229.2	134	121 J	264 J	<b>522</b>	47.5	<b>2160</b>	<b>932</b>	342	110	<b>2793.6</b>	<b>1270</b>

Footnotes/Qualifiers:  
 ug/l Micrograms per liter  
 U Compound was analyzed for but not detected  
 J Estimated value  
 UB Not detected base on blank results  
 -- No standard  
**Exceeds NYSDEC Class GA Standard or Guidance Value**

Table 3  
 Old Bethpage Landfill Complex  
 Post-Termination Groundwater Monitoring Program  
 Monitoring Well Sample Results  
 Leachate Indicator Parameters

Sample ID Sample Date		LF-1 5/28/25	LF-2 5/28/25	MW-05B 5/27/25	MW-06A 5/30/25	MW-06B 5/29/25	MW-06C 5/29/25	MW-06E 5/29/25	MW-06F 5/30/25	MW-08A 5/28/25	MW-08B 5/28/25	MW-09B 5/27/25	MW-09C 5/27/25	OBS-1 5/27/25
Units in mg/l														
LEACHATE INDICATORS	NYSDEC Class GA Standard or Guidance Value													
Alkalinity, Total	---	45.9	1 U	34.3 JH	4.4	544	716	115	1 U	12.4	12.8	30.8 JH	50.7 JH	141 JH
Alkalinity,Bicarbonate	---	45.9	1 U	34.3	4.4	544	716	115	1 U	12.4	12.8	30.8	50.7	141
Alkalinity,Carbonate	---	1 UJ	1 U	1 UJ	1 UJ	1 UJ	1 UJ	1 UJ	1 UJ	1 UJ	1 UJ	1 UJ	1 UJ	1.0 UJ
Chloride	250	112	<b>367</b>	123	8.1	104	225	200	<b>523</b>	31.4	189	88.7	102	<b>292</b>
Cyanide	0.2	0.010 U	0.021 UB	0.010 U	0.010 U	0.010 U	0.010 U	0.010 U	0.010 U	0.010 UB	0.011 UB	0.014 UB	0.010 U	0.075 J
Hardness	---	58.6	176	69.6	7.77	21.1	18.8	77.7	21.2	41	69.5	48.3	50.1	77.4
Hexavalent Chromium	0.05	0.02 UJ	0.02 UJ	0.02 U	0.02 UJ	0.02 UJ	0.02 UJ	0.02 UJ	0.02 UJ	0.02 U	0.02 UJ	0.02 U	0.02 U	0.02 UJ
Nitrogen, Ammonia	2	0.084 JH	<b>175 JH</b>	0.1 U	0.1 U	<b>68.9</b>	<b>61.1</b>	<b>6.3</b>	0.34	0.1 U	0.056 JH	0.38 JH	<b>2.5 JH</b>	<b>12.4 JH</b>
Nitrogen, Kjeldahl, Total	---	0.23 JH	156 JH	0.1 UJ	0.1 UJ	62.2 JH	63.0 JH	6.8 JH	0.1 UJ	0.11 JH	0.1 UJ	0.1 UJ	2.7 JH	11.5 JH
Nitrate	10	0.05 U	0.05 U	4.3	0.084	0.05 U	0.05 U	0.30	3.3	1.2	2.0	3.2	0.26	0.15
Nitrite	1	0.05 U	0.05 U	0.05 U	0.05 U	0.05 U	0.05 U	0.05 U	0.05 U	0.05 U	0.05 U	0.05 U	0.05 U	0.05 U
Phenolics, Total	0.001	0.01 U	0.01 U	0.01 U	0.01 U	0.01 U	0.01 U	0.01 U	<b>0.0458</b>	<b>0.0118</b>	0.01 U	0.01 U	0.01 U	0.01 U
Sulfate	250	21.4	5 U	24.2	6.4	3.2 J	0.48 J	77.6	5 U	37.6	33.2	19.8	17.0	18.5
Total Dissolved Solids	500	228	<b>1670</b>	292	25 U	<b>516</b>	<b>1840</b>	<b>560</b>	<b>886</b>	114	326	225	231	217

Footnotes/Qualifiers:

- mg/l Milligrams per liter
- U Compound was analyzed for but not detected
- UB Non-detect based on blank results
- J Estimated detection limit or value
- JH Estimated bias high
- No standard

**Exceeds NYSDEC Class GA Standard or Guidance Value**