

MEMORANDUM

TO: Carlo San Giovanni and John Schafer
FROM: John Burke
DATE: December 6, 1994
SUBJECT: Soil-Gas Survey Conducted at Grumman Plant 15, Bethpage, New York
(Project number NY0008.050)

A soil-gas survey was conducted at the Grumman Plant 15 site located in Bethpage, New York on October 24 through 27, 1994. A Photovac 10S Plus portable gas chromatograph (GC) was used to analyze the vapor samples collected at the site. Based on previously established protocols (approved by the NYSDEC) and data collected at the site, the GC was calibrated with the following compounds: vinyl chloride; trans-1,2-dichloroethene; cis-1,2-dichloroethene; trichloroethene; and tetrachloroethene.

The Grumman representative, Mr. Bart Gallagher, provided Geraghty & Miller with map of the underground utility lines.

METHODOLOGY

Calibration

An air standard was prepared by injecting, with a gas-tight syringe, the headspace from pure stock of each selected compound into a 1 liter Tedlar bag, which was previously filled with ultra zero air. The concentration of the compounds in the air standard were 8.47 parts per million by volume (ppmv) of vinyl chloride; 5 ppmv of trans-1,2-dichloroethene; 5 ppmv of cis-1,2-dichloroethene; 5 ppmv of trichloroethene; and 5 ppmv of tetrachloroethene. This standard was prepared each morning of the survey. The standard was injected into the GC five times. The concentration of each compound was input into the GC's internal computer and response factors were calculated. If a soil-gas sample contained a peak with the retention time equivalent



GERAGHTY & MILLER, INC.
 Environmental Services
 125 East Bethpage Road
 Plainview, New York 11803
 (516) 249-7600 • FAX (516) 249-7610

LETTER OF TRANSMITTAL

JAN 24 1995

BUREAU OF ENVIRONMENTAL CONSERVATION

DATE	1/23/95	JOB NO.	NY0008050
ATTENTION	John Barnes		
RE:	Plant 15 Soil Gas Survey		

TO New York State Department of Environmental Conservation
50 Wolf Road
Albany New York 12205

WE ARE SENDING YOU Attached Under separate cover (via _____) the following items:

- Report(s) Prints Plans Samples Specifications
 Proposal(s) Contracts Memorandum

COPIES	DATE	NO.	DESCRIPTION
1			Copy of memorandum regarding the Soil-Gas Survey conducted at Grumman Plant 15, Bethpage, New York.

THESE ARE TRANSMITTED as checked below:

- For approval Returned for corrections
 As requested For your use
 For review
 For bids due _____ 19 _____

PLEASE

- Resubmit _____ copies for approval
 Submit _____ copies for distribution
 Return _____ corrected prints
 Call to discuss

REMARKS John,
The soil sample analyses are currently under going data validation, when the validation is complete and the sample memo is revised, a copy will be forwarded to you.

COPY TO John Ohlmann - Grumman

SIGNED: John W. Schaffer

to one of the five compounds that were used in calibration, the GC identified the peak and calculated a concentration.

Quality Control

Standards were analyzed at a minimum of once every 4 hours and at the end of each day to check for retention time drift. Syringe blanks were analyzed after all standardizations. Equipment blanks were analyzed after samples where volatile organic compounds were detected. The analysis of syringe and equipment blanks prevent carryover of compounds from one run to the next run. Duplicate sample analyses were conducted once every ten samples.

Sampling Procedure

A rotary hammer drill equipped with a 1 1/2-inch diameter bit was used to gain access to the soil beneath the asphalt. After the asphalt was penetrated, a 1/2-inch diameter borehole was created in the soil with a slide hammer and solid rod assembly. The depth of the boreholes were approximately 3 to 4 feet below land surface. The solid rod was then removed and a 1/4-inch diameter stainless steel rod, containing 1/8-inch diameter Teflon tube, was inserted. The Teflon tubing extended outside of the hollow stainless steel rod and midway down the exposed Teflon tubing was a stainless steel tee through which the soil-gas (syringe) samples were collected. The end of the Teflon tubing is sealed with a disposable plug to prevent clogging of the assembly as it was lowered into the borehole. The plug is disengaged prior to collecting the sample, and the top of the borehole was sealed around the stainless steel rod with modeling clay. The Teflon tubing was attached to a diaphragm pump and the borehole was evacuated for two minutes.



RESULTS

The soil-gas sample results are provided in Table 1. Chromatograms for the analyses are attached as Appendix A. Soil-gas sample locations are shown on Figure 1.

The survey area consisted of an asphalt covered lot located in the center of a U-shaped building (Plant 15). Since the entire area is covered by either asphalt or cement, natural venting of soil gases to the atmosphere is impeded, and vapors present in the soil gas would tend to concentrate and spread horizontally beneath the asphalt. Therefore, the results of the soil-gas samples collected from this area may be biased higher than soil-gas results collected from an area where natural venting of soil gases can occur.

Nineteen of the 77 soil-gas locations were not sampled due to the presence of underground utilities (see Table 1). Volatile organic compounds were not detected in fifteen of the remaining 58 soil-gas locations.

Tetrachloroethene was detected at 42 locations with a maximum concentration of 300 ppmv at location SG-23. Concentrations of tetrachloroethene detected decrease as you move radially away from location SG-23. A soil and groundwater sample were collected at location SG-23 and sent to a laboratory for analysis of VOCs. The presence of volatile organic compounds in soil-gas samples collected adjacent to location SG-23 appear to be due to the horizontal spreading of the vapor plume beneath the asphalt-covered area. With the exception of location SG-23 and adjacent locations SG-24, SG-18, and SG-17, concentrations of tetrachloroethene detected ranged between not detected and 20 ppmv.



Trichloroethene was detected at 29 locations with a maximum concentration of 4 ppmv at location SG-23. Cis-1,2-dichloroethene was detected at one location, SG-77, with a concentration of 0.2 ppmv. The chromatogram of the sample collected at location SG-77 has a pattern similiar to gasoline. It should be noted that location SG-77 is situated in the corner of a parking area, which abuts the road. Trans-1,2-dichloroethene was detected at five locations with a maximum concentration of 0.6 ppmv at location SG-23. Vinyl chloride was detected at three locations with a maximum concentration of 4 ppmv at locations SG-55 and SG-57.

g:\projects\grumman\ny008.050\reports\Soilgas.mcm



TABLES



Table 1. Results of Volatile Organic Compound Analyses of Soil Gas Samples Collected October 24 through October 27, 1994 at the Grumman Plant 15 Site, Bethpage New York.

Sample Location	Vinyl chloride (ppmv)	trans-1,2-Dichloro-ethene (ppmv)	cis-1,2-Dichloro-ethene (ppmv)	Trichloroethene (ppmv)	Tetrachloroethene (ppmv)	Unknown (number)
SG-1	<3	<0.04	<0.08	<0.06	0.2	0
SG-2	Not sampled due to underground utilities					
SG-3	<3	0.2	<0.08	<0.06	1	0
SG-4	Not sampled due to underground utilities					
SG-5	<3	<0.04	<0.08	<0.06	0.3	0
SG-6	Not sampled due to underground utilities					
SG-7	<3	<0.04	<0.08	<0.06	5	0
SG-8	<3	<0.04	<0.08	0.1	9	0
SG-9	<3	0.1	<0.08	0.2	9	1
SG-10	Not sampled due to underground utilities					
SG-11	<3	<0.04	<0.08	<0.06	2	0
SG-12	<3	<0.04	<0.08	0.2	17	0
SG-13	<3	<0.04	<0.08	0.2	16	0
SG-14	<3	<0.04	<0.08	0.2	13	0
SG-15	<3	<0.04	<0.08	0.2	10	0

See Page 6 for footnotes.

g:\project\grumman\NY0008.050\data\VOCANALY.XLS

GERAGHTY & MILLER, INC.

Table 1. Results of Volatile Organic Compound Analyses of Soil Gas Samples Collected October 24 through October 27, 1994 at the Grumman Plant 15 Site, Bethpage New York.

Sample Location	Vinyl chloride (ppmv)	trans-1,2-Dichloro-ethene (ppmv)	cis-1,2-Dichloro-ethene (ppmv)	Trichloroethene (ppmv)	Tetrachloroethene (ppmv)	Unknown (number)
SG-16	Not sampled due to underground utilities					
SG-17	<3	0.2	<0.08	0.3	30	0
SG-18	<3	<0.04	<0.08	0.8	30	1
SG-19	<3	<0.04	<0.08	0.3	20	1
SG-20	<3	<0.04	<0.08	<0.06	16	2
SG-21	<3	<0.04	<0.08	<0.06	7	0
SG-22	Not sampled due to underground utilities					
SG-23	<3	0.6	<0.08	4	300	6
SG-24	<3	<0.04	<0.08	0.4	56	0
SG-25	<3	<0.04	<0.08	0.4	18	1
SG-26	<3	<0.04	<0.08	0.3	13	0
SG-27	<3	<0.04	<0.08	<0.06	7	0
SG-28	Not sampled due to underground utilities					
SG-29	<3	<0.04	<0.08	<0.06	0.6	0
SG-30	<3	<0.04	<0.08	0.4	6	1

See Page 6 for footnotes.

g:\project\grumman\NY0008.050\data\VOCANALY.XLS

GERAGHTY & MILLER, INC.

Table 1. Results of Volatile Organic Compound Analyses of Soil Gas Samples Collected October 24 through October 27, 1994 at the Grumman Plant 15 Site, Bethpage New York.

Sample Location	Vinyl chloride (ppmv)	trans-1,2-Dichloro-ethene (ppmv)	cis-1,2-Dichloro-ethene (ppmv)	Trichloroethene (ppmv)	Tetrachloroethene (ppmv)	Unknown (number)
SG-31	<3	<0.04	<0.08	0.7	9	1
SG-32	<3	<0.04	<0.08	0.8	7	0
SG-33	Not sampled due to underground utilities					
SG-34	Not sampled due to underground utilities					
SG-35	<3	<0.04	<0.08	1	5	0
SG-36	<3	<0.04	<0.08	2	1	0
SG-37	<3	<0.04	<0.08	0.6	1	0
SG-38	<3	<0.04	<0.08	0.4	3	3
SG-39	Not sampled due to underground utilities					
SG-40	<3	<0.04	<0.08	<0.06	<0.06	0
SG-41	<3	0.2	<0.08	1	8	0
SG-42	<3	0.2	<0.08	2	1	0
SG-43	<3	<0.04	<0.08	1	2	0
SG-44	<3	<0.04	<0.08	0.7	1	0
SG-45	Not sampled due to underground utilities					

See Page 6 for footnotes.

g:\project\grumman\NY0008.050\data\VOCANALY.XLS

GERAGHTY & MILLER, INC.

Table 1. Results of Volatile Organic Compound Analyses of Soil Gas Samples Collected October 24 through October 27, 1994 at the Grumman Plant 15 Site, Bethpage New York.

Sample Location	Vinyl chloride (ppmv)	trans-1,2-Dichloro-ethene (ppmv)	cis-1,2-Dichloro-ethene (ppmv)	Trichloroethene (ppmv)	Tetrachloroethene (ppmv)	Unknown (number)
SG-46	<3	<0.04	<0.08	<0.06	<0.06	0
SG-47	3	<0.04	<0.08	<0.06	2	0
SG-48	<3	<0.04	<0.08	0.4	2	1
SG-49	<3	<0.04	<0.08	0.4	0.3	0
SG-50	<3	<0.04	<0.08	0.7	2	0
SG-51	Not sampled due to underground utilities					
SG-52	Not sampled due to underground utilities					
SG-53	<3	<0.04	<0.08	<0.06	<0.06	0
SG-54	<3	<0.04	<0.08	<0.06	0.3	3
SG-55	4	<0.04	<0.08	0.3	1	1
SG-56	<3	<0.04	<0.08	<0.06	0.4	0
SG-57	4	<0.04	<0.08	<0.06	0.5	2
SG-58	<3	<0.04	<0.08	<0.06	0.3	0
SG-59	Not sampled due to underground utilities					
SG-60	<3	<0.04	<0.08	<0.06	<0.06	0

See Page 6 for footnotes.

g:\project\grumman\NY0008_050\data\VOCANALY.XLS

GERAGHTY & MILLER, INC.

Table 1. Results of Volatile Organic Compound Analyses of Soil Gas Samples Collected October 24 through October 27, 1994 at the Grumman Plant 15 Site, Bethpage New York.

Sample Location	Vinyl chloride (ppmv)	trans-1,2-Dichloro-ethene (ppmv)	cis-1,2-Dichloro-ethene (ppmv)	Trichloroethene (ppmv)	Tetrachloroethene (ppmv)	Unknown (number)
SG-61	<3	<0.04	<0.08	<0.06	<0.06	0
SG-62	<3	<0.04	<0.08	<0.06	<0.06	0
SG-63	<3	<0.04	<0.08	<0.06	<0.06	0
SG-64	<3	<0.04	<0.08	<0.06	<0.06	0
SG-65	<3	<0.04	<0.08	<0.06	<0.06	0
SG-66	Not sampled due to underground utilities					
SG-67	<3	<0.04	<0.08	<0.06	<0.06	0
SG-68	<3	<0.04	<0.08	<0.06	<0.06	0
SG-69	<3	<0.04	<0.08	<0.06	<0.06	0
SG-70	<3	<0.04	<0.08	<0.06	<0.06	0
SG-71	Not sampled due to underground utilities					
SG-72	Not sampled due to underground utilities					
SG-73	<3	<0.04	<0.08	<0.06	<0.06	0
SG-74	<3	<0.04	<0.08	<0.06	<0.06	0
SG-75	Not sampled due to underground utilities					

See Page 6 for footnotes.

g:\aproject\grumman\NY0008.050\data\VOCANALY.XLS

GERAGHTY & MILLER, INC.

Table 1. Results of Volatile Organic Compound Analyses of Soil Gas Samples Collected October 24 through October 27, 1994 at the Grumman Plant 15 Site, Bethpage New York.

Sample Location	Vinyl chloride (ppmv)	trans-1,2-Dichloro-ethene (ppmv)	cis-1,2-Dichloro-ethene (ppmv)	Trichloroethene (ppmv)	Tetrachloroethene (ppmv)	Unknown (number)
SG-76	Not sampled due to underground utilities					
SG-77	<3	<0.04	0.2	0.8	<0.06	6

Footnotes

ppmv Parts per million by volume.

Analyses conducted using a Photovac 105 Plus portable gas chromatograph.

1
2
3
4
5
6
7
8
9
10
11
12
13
14
15
16
17
18
19
20
21
22
23
24
25
26
27
28
29
30
31
32
33
34
35
36
37
38
39
40
41
42
43
44
45
46
47
48
49
50
51
52
53
54
55
56
57
58
59
60
61
62
63
64
65
66
67
68
69
70
71
72
73
74
75
76
77
78
79
80
81
82
83
84
85
86
87
88
89
90
91
92
93
94
95
96
97
98
99
100

FIGURES



LOCATION SKETCH

Well(s) _____ Project/No. NY0008.050 Page 1 of 1

Site Location Gunnar Plant 15, Be+page New York

Observer John Burke

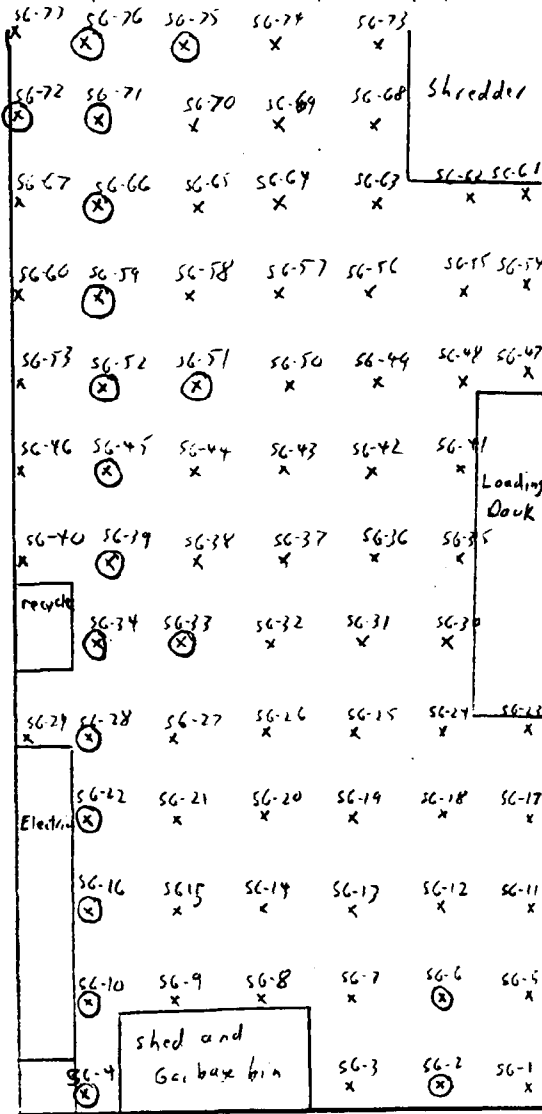
(Locate all wells, borings, etc. with reference to three permanent reference points; tape all distances; clearly label all wells, roads, and permanent features)

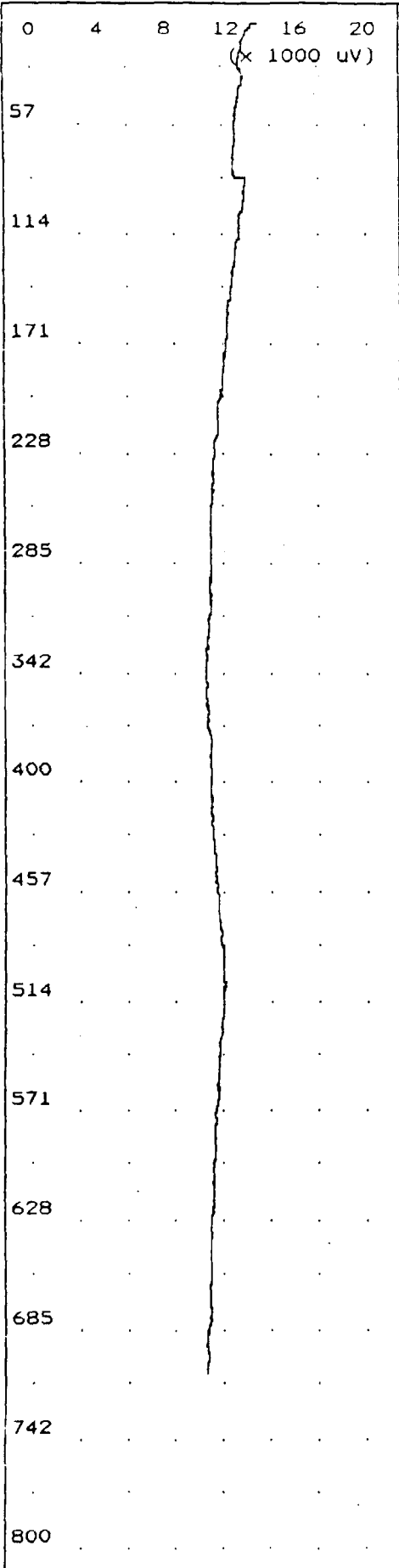
Plant 15

Plant 15

x = Proposed Soil-Gas Sample location.

⊗ = Soil-gas not sampled at this location due to the presence of underground utilities.





Time Printed: Oct 24, 94 18:49
 Sample Time: Oct 24, 94 09:35

Method

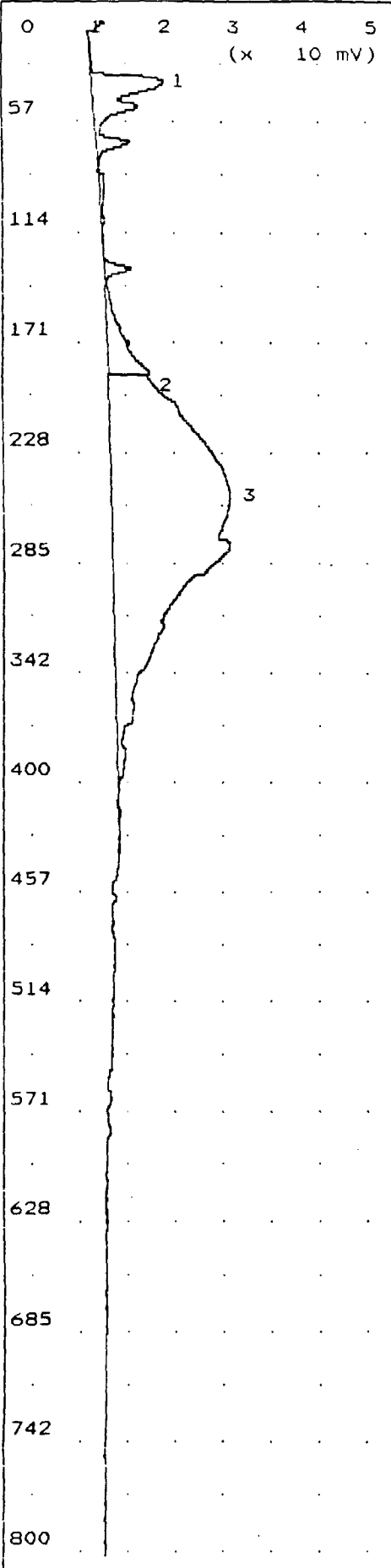
Slope Up 1.500 mV/Sec
 Slope Down 4.500 mV/Sec
 Min Area 5.000 mVSec
 Min Height 5.000 mV
 Analysis Delay 0.0 sec
 Window Percent 10.0 %
 Det Flow 5 ml/min
 B/F Flow 0 ml/min
 Aux Flow 0 ml/min
 Oven Temp 40 C
 Amb Temp 0 C
 Max Gain 2
 Analysis Time 800.0 sec

Peak Report

Pk	Compound Name	Area/Conc	R.T.

Notes

Baseline
 Grumman Plant 15
 John Burke



Time Printed: Oct 24, 94 19:18
 Sample Time: Oct 24, 94 09:49

Method


Slope Up 1.500 mV/Sec
 Slope Down 4.500 mV/Sec
 Min Area 5.000 mVSec
 Min Height 5.000 mV
 Analysis Delay 0.0 sec
 Window Percent 10.0 %
 Det Flow 5 ml/min
 B/F Flow 0 ml/min
 Aux Flow 0 ml/min
 Oven Temp 40 C
 Amb Temp 0 C
 Max Gain 2
 Analysis Time 800.0 sec

Peak Report

Pk	Compound Name	Area/Conc	R.T.
1	Vinyl chloride	2.092 PPM2	32.6
2	Unknown	121.6 mVS	184.2
3	Unknown	1.991 VSec	243.2

Notes

Syringe Blank
 500 ul injection
 Grumman Plant 15
 John Burke



Time Printed: Oct 24, 94 18:51
 Sample Time: Oct 24, 94 10:05

Method

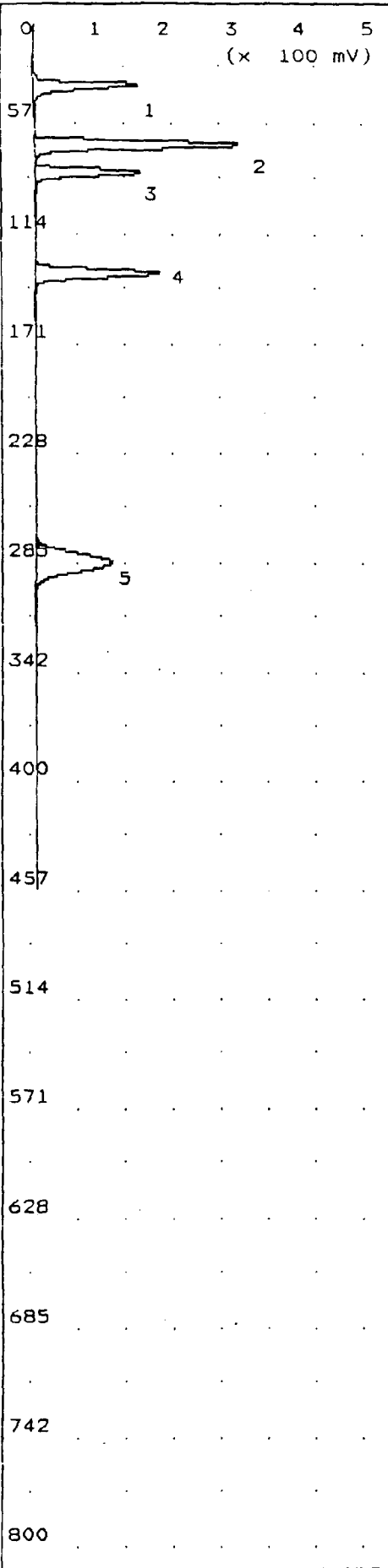
Slope Up 1.500 mV/Sec
 Slope Down 4.500 mV/Sec
 Min Area 5.000 mVSec
 Min Height 5.000 mV
 Analysis Delay 0.0 sec
 Window Percent 10.0 %
 Det Flow 5 ml/min
 B/F Flow 0 ml/min
 Aux Flow 0 ml/min
 Oven Temp 40 C
 Amb Temp 0 C
 Max Gain 2
 Analysis Time 800.0 sec

Peak Report

Pk	Compound Name	Area/Conc	R.T.
1	Vinyl chloride	670.6 PPB2	31.8

Notes

Syringe Blank
 500 ul injection
 Grumman Plant 15
 John Burke



Time Printed: Oct 24, 94 19:42
 Sample Time: Oct 24, 94 10:24

Method

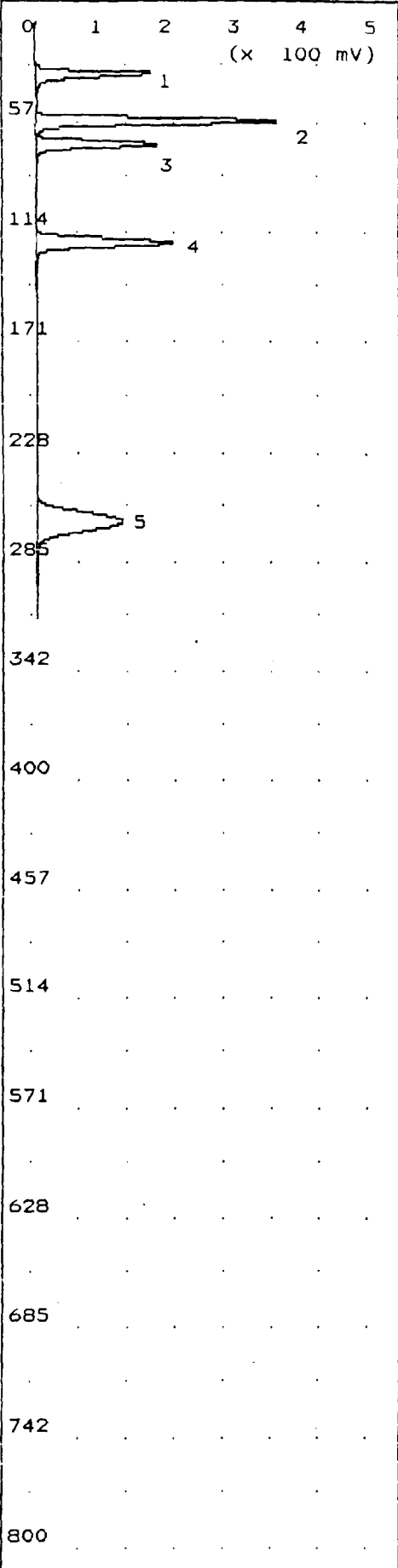
Slope Up 1.500 mV/Sec
 Slope Down 4.500 mV/Sec
 Min Area 5.000 mVSec
 Min Height 5.000 mV
 Analysis Delay 0.0 sec
 Window Percent 10.0 %
 Det Flow 5 ml/min
 B/F Flow 0 ml/min
 Aux Flow 0 ml/min
 Oven Temp 40 C
 Amb Temp 0 C
 Max Gain 2
 Analysis Time 800.0 sec

Peak Report

Pk	Compound Name	Area/Conc	R.T.
1	Unknown	736.3 mVS	33.4
2	Unknown	1.443 VSec	64.0
3	Unknown	696.3 mVS	78.2
4	Unknown	938.3 mVS	130.4
5	Unknown	1.249 VSec	281.3

Notes

Standard
 300 ul injection
 Grumman Plant 15
 John Burke



Time Printed: Oct 24, 94 18:53
 Sample Time: Oct 24, 94 10:35

Method


Slope Up 1.500 mV/Sec
 Slope Down 4.500 mV/Sec
 Min Area 5.000 mVSec
 Min Height 5.000 mV
 Analysis Delay 0.0 sec
 Window Percent 10.0 %
 Det Flow 5 ml/min
 B/F Flow 0 ml/min
 Aux Flow 0 ml/min
 Oven Temp 40 C
 Amb Temp 0 C
 Max Gain 2
 Analysis Time 800.0 sec

Peak Report

Pk	Compound Name	Area/Conc	R.T.
1	Unknown	716.6 mVS	28.2
2	Unknown	1.467 VSec	52.7
3	trans-1,2-DCE	2.633 PPM2	64.4
4	Unknown	1.060 VSec	116.1
5	PCE	5.635 PPM2	260.8

Notes

Standard
 300 ul injection
 Grumman Plant 15
 John Burke



Time Printed: Oct 24, 94 19:19
 Sample Time: Oct 24, 94 10:42

Method

Slope Up 1.500 mV/Sec
 Slope Down 4.500 mV/Sec
 Min Area 5.000 mVSec
 Min Height 5.000 mV
 Analysis Delay 0.0 sec
 Window Percent 10.0 %
 Det Flow 5 ml/min
 B/F Flow 0 ml/min
 Aux Flow 0 ml/min
 Oven Temp 40 C
 Amb Temp 0 C
 Max Gain 2
 Analysis Time 800.0 sec

Peak Report

Pk	Compound Name	Area/Conc	R.T.
1	Unknown	679.1 mVS	28.3
2	trans-1,2-DCE	4.922 ppm	52.6
3	cis-1,2-DCE	5.464 ppm	64.4
4	Trichloroethene	4.868 ppm	116.0
5	PCE	4.864 ppm	260.8

Notes

Standard
 300 ul injection
 Grumman Plant 15
 John Burke

1A
VOLATILE ORGANICS ANALYSIS DATA SHEET

EPA SAMPLE NO.

WA 019

Lab Name: IEA/CT Contract: _____
 Lab Code: IEACT Case No.: 1277 SAS No.: _____ SDG No.: Z1277
 Matrix: (soil/water)WATER Lab Sample ID: 1277001
 Sample wt/vol: 5.0 (g/mL)mL Lab File ID: >D4176
 Level: (low/med) LOW Date Received: 11/10/94
 % Moisture: not dec. _____ Date Analyzed: 11/14/94
 GC Column: 007-624 ID: 0.53 (mm) Dilution Factor: 1.0
 Soil Extract Volume: _____ (uL) Soil Aliquot Volume: _____ (uL)

Groundwater Sample from SB-10
 Qualified Data

11/27

CAS NO. COMPOUND CONCENTRATION UNITS:
 (ug/L or ug/Kg)ug/L Q

CAS NO.	COMPOUND	CONCENTRATION UNITS: (ug/L or ug/Kg)ug/L	Q
74-87-3	Chloromethane	10	U
74-83-9	Bromomethane	10	U
75-01-4	Vinyl Chloride	10	U
75-00-3	Chloroethane	10	U
75-09-2	Methylene Chloride	5	U
67-64-1	Acetone	10	U J
75-15-0	Carbon Disulfide	5	U
108-05-4	Vinyl Acetate	10	U
75-35-4	1,1-Dichloroethene	5	U
75-34-3	1,1-Dichloroethane	5	U
540-59-0	1,2-Dichloroethene (total)	5	U
67-66-3	Chloroform	5	U
107-06-2	1,2-Dichloroethane	5	U
78-93-3	2-Butanone	10	U
71-55-6	1,1,1-Trichloroethane	2	J
56-23-5	Carbon Tetrachloride	5	U
75-27-4	Bromodichloromethane	5	U
78-87-5	1,2-Dichloropropane	5	U
10061-01-5	cis-1,3-Dichloropropene	5	U
79-01-6	Trichloroethene	5	U
124-48-1	Dibromochloromethane	5	U J
79-00-5	1,1,2-Trichloroethane	5	U
71-43-2	Benzene	5	U
10061-02-6	trans-1,3-Dichloropropene	5	U
75-25-2	Bromoform	5	U
108-10-1	4-Methyl-2-Pentanone	10	U J
591-78-6	2-Hexanone	10	U
127-18-4	Tetrachloroethene	6	U
108-88-3	Toluene	5	U
79-34-5	1,1,2,2-Tetrachloroethane	5	U
108-90-7	Chlorobenzene	5	U
100-41-4	Ethylbenzene	5	U
100-42-5	Styrene	5	U
1330-20-7	Xylene (total)	5	U

1A
VOLATILE ORGANICS ANALYSIS DATA SHEET

EPA SAMPLE NO.

FB 110994 ⁰ 25

Lab Name: IEA/CT Contract: _____
 Lab Code: IEACT Case No.: 1277 SAS No.: _____ SDG No.: Z1277
 Matrix: (soil/water)WATER Lab Sample ID: 1277002
 Sample wt/vol: 5.0 (g/mL)mL Lab File ID: >D4175
 Level: (low/med) LOW Date Received: 11/10/94
 % Moisture: not dec. _____ Date Analyzed: 11/14/94
 GC Column: Q07-624 ID: 0.53 (mm) Dilution Factor: 1.0
 Soil Extract Volume: _____ (uL) Soil Aliquot Volume: _____ (uL)

FB for G.W. Sample

1/27/95

CAS NO. COMPOUND CONCENTRATION UNITS:
(ug/L or ug/Kg)ug/L Q

CAS NO.	COMPOUND	CONCENTRATION UNITS: (ug/L or ug/Kg)ug/L	Q
74-87-3	Chloromethane	10	U
74-83-9	Bromomethane	10	U
75-01-4	Vinyl Chloride	10	U
75-00-3	Chloroethane	10	U
75-09-2	Methylene Chloride	5	U
67-64-1	Acetone	10	U _J
75-15-0	Carbon Disulfide	5	U
108-05-4	Vinyl Acetate	5	U
75-35-4	1,1-Dichloroethene	5	U
75-34-3	1,1-Dichloroethane	5	U
540-59-0	1,2-Dichloroethene (total)	5	U
67-66-3	Chloroform	5	U
107-06-2	1,2-Dichloroethane	5	U
78-93-3	2-Butanone	10	U
71-55-6	1,1,1-Trichloroethane	5	U
56-23-5	Carbon Tetrachloride	5	U
75-27-4	Bromodichloromethane	5	U
78-87-5	1,2-Dichloropropane	5	U
10061-01-5	cis-1,3-Dichloropropene	5	U
79-01-6	Trichloroethene	5	U
124-48-1	Dibromochloromethane	5	U _J
79-00-5	1,1,2-Trichloroethane	5	U
71-43-2	Benzene	5	U
10061-02-6	trans-1,3-Dichloropropene	5	U
75-25-2	Bromoform	5	U
108-10-1	4-Methyl-2-Pentanone	10	U _J
591-78-6	2-Hexanone	10	U
127-18-4	Tetrachloroethene	5	U
108-88-3	Toluene	5	U
79-34-5	1,1,2,2-Tetrachloroethane	5	U
108-90-7	Chlorobenzene	5	U
100-41-4	Ethylbenzene	5	U
100-42-5	Styrene	5	U
1330-20-7	Xylene (total)	5	U

1A
VOLATILE ORGANICS ANALYSIS DATA SHEET

EPA SAMPLE NO.

TB 110994 0 29

Lab Name: IEA/CT Contract: _____

Lab Code: IEACT Case No.: 1277 SAS No.: _____ SDG No.: Z1277

Matrix: (soil/water) WATER Lab Sample ID: 1277003

Sample wt/vol: 5.0 (g/mL) mL Lab File ID: >D4174

Level: (low/med) LOW Date Received: 11/10/94

% Moisture: not dec. _____ Date Analyzed: 11/14/94

GC Column: 007-624 ID: 0.53 (mm) Dilution Factor: 1.0

Soil Extract Volume: _____ (uL) Soil Aliquot Volume: _____ (uL)

T.B. for G.W. Sample

CONCENTRATION UNITS:
(ug/L or ug/Kg) ug/L

1/27/94

CAS NO. COMPOUND

Q

CAS NO.	COMPOUND	CONCENTRATION UNITS: (ug/L or ug/Kg)	ug/L	Q
74-87-3	Chloromethane	10	U	
74-83-9	Bromomethane	10	U	
75-01-4	Vinyl Chloride	10	U	
75-00-3	Chloroethane	10	U	
75-09-2	Methylene Chloride	5	U	
67-64-1	Acetone	10	U	J
75-15-0	Carbon Disulfide	5	U	
108-05-4	Vinyl Acetate	5	U	
75-35-4	1,1-Dichloroethene	5	U	
75-34-3	1,1-Dichloroethane	5	U	
540-59-0	1,2-Dichloroethene (total)	5	U	
67-66-3	Chloroform	5	U	
107-06-2	1,2-Dichloroethane	5	U	
78-93-3	2-Butanone	10	U	
71-55-6	1,1,1-Trichloroethane	5	U	
56-23-5	Carbon Tetrachloride	5	U	
75-27-4	Bromodichloromethane	5	U	
78-87-5	1,2-Dichloropropane	5	U	
10061-01-5	cis-1,3-Dichloropropene	5	U	
79-01-6	Trichloroethene	5	U	
124-48-1	Dibromochloromethane	5	U	J
79-00-5	1,1,2-Trichloroethane	5	U	
71-43-2	Benzene	5	U	
10061-02-6	trans-1,3-Dichloropropene	5	U	
75-25-2	Bromoform	5	U	
108-10-1	4-Methyl-2-Pentanone	10	U	J
591-78-6	2-Hexanone	10	U	
127-18-4	Tetrachloroethene	5	U	
108-88-3	Toluene	5	U	
79-34-5	1,1,2,2-Tetrachloroethane	5	U	
108-90-7	Chlorobenzene	5	U	
100-41-4	Ethylbenzene	5	U	
100-42-5	Styrene	5	U	
1330-20-7	Xylene (total)	5	U	

1A
VOLATILE ORGANICS ANALYSIS DATA SHEET

EPA SAMPLE NO.

SB-10(8-12) 004

Lab Name: IEA/CT Contract: _____
 Lab Code: IEACT Case No.: 1241 SAS No.: _____ SDG No.: Z1241
 Matrix: (soil/water) SOIL Lab Sample ID: 1241003
 Sample wt/vol: 5.0 (g/mL) g Lab File ID: >B2298
 Level: (low/med) LOW Date Received: 11/09/94
 % Moisture: not dec. 2 Date Analyzed: 11/11/94
 GC Column: 007-624 ID: 0.53 (mm) Dilution Factor: 1.0
 Soil Extract Volume: _____ (uL) Soil Aliquot Volume: _____ (uL)

Soil Sample at Plant 15 8-12 ft below land surface
 Qualified Data

CAS NO. COMPOUND CONCENTRATION UNITS:
 (ug/L or ug/Kg) ug/Kg Q ^{us} 1/27/95

CAS NO.	COMPOUND	CONCENTRATION UNITS: (ug/L or ug/Kg)	ug/Kg	Q
74-87-3	Chloromethane		10	U
74-83-9	Bromomethane		10	U
75-01-4	Vinyl Chloride		10	U
75-00-3	Chloroethane		10	U
75-09-2	Methylene Chloride		10	U
67-64-1	Acetone		11	U
75-15-0	Carbon Disulfide		5	U
75-35-4	1,1-Dichloroethene		5	U
75-34-3	1,1-Dichloroethane		5	U
540-59-0	1,2-Dichloroethene (total)		5	U
67-66-3	Chloroform		5	U
107-06-2	1,2-Dichloroethane		5	U
78-93-3	2-Butanone		10	U
71-55-6	1,1,1-Trichloroethane		5	U
56-23-5	Carbon Tetrachloride		5	U
108-05-4	Vinyl Acetate		5	U
75-27-4	Bromodichloromethane		5	U
78-87-5	1,2-Dichloropropane		5	U
10061-01-5	cis-1,3-Dichloropropene		5	U
79-01-6	Trichloroethene		5	U
124-48-1	Dibromochloromethane		5	U
79-00-5	1,1,2-Trichloroethane		5	U
71-43-2	Benzene		5	U
10061-02-6	trans-1,3-Dichloropropene		5	U
75-25-2	Bromoform		5	U
108-10-1	4-Methyl-2-Pentanone		10	U
591-78-6	2-Hexanone		10	U
127-18-4	Tetrachloroethene		5	U
108-88-3	Toluene		5	U
79-34-5	1,1,2,2-Tetrachloroethane		5	U
108-90-7	Chlorobenzene		5	U
100-41-4	Ethylbenzene		5	U
100-42-5	Styrene		5	U
1330-20-7	Xylene (total)		5	U

1A
VOLATILE ORGANICS ANALYSIS DATA SHEET

EPA SAMPLE NO.

FB 110794 004

Lab Name: IEA/CT Contract: _____
 Lab Code: IEACT Case No.: 1241 SAS No.: _____ SDG No.: Z1241
 Matrix: (soil/water)WATER Lab Sample ID: 1241004
 Sample wt/vol: 5.0 (g/mL)mL Lab File ID: >D4124
 Level: (low/med) LOW Date Received: 11/09/94
 % Moisture: not dec. _____ Date Analyzed: 11/11/94
 GC Column: 007-624 ID: 0.53 (mm) Dilution Factor: 1.0
 Soil Extract Volume: _____ (uL) Soil Aliquot Volume: _____ (uL)

FB for Soil Sample

CONCENTRATION UNITS:
(ug/L or ug/Kg) ug/L Q

CAS NO.	COMPOUND	CONCENTRATION UNITS: (ug/L or ug/Kg)	ug/L	Q
74-87-3	Chloromethane		10	U
74-83-9	Bromomethane		10	U
75-01-4	Vinyl Chloride		10	U
75-00-3	Chloroethane		10	U
75-09-2	Methylene Chloride		5	U
67-64-1	Acetone		10	U J
75-15-0	Carbon Disulfide		5	U
108-05-4	Vinyl Acetate		5	U
75-35-4	1,1-Dichloroethene		5	U
75-34-3	1,1-Dichloroethane		5	U
540-59-0	1,2-Dichloroethene (total)		5	U
67-66-3	Chloroform		5	U
107-06-2	1,2-Dichloroethane		5	U
78-93-3	2-Butanone		10	U
71-55-6	1,1,1-Trichloroethane		5	U
56-23-5	Carbon Tetrachloride		5	U
75-27-4	Bromodichloromethane		5	U
78-87-5	1,2-Dichloropropane		5	U
10061-01-5	cis-1,3-Dichloropropene		5	U
79-01-6	Trichloroethene		5	U
124-48-1	Dibromochloromethane		5	U
79-00-5	1,1,2-Trichloroethane		5	U
71-43-2	Benzene		5	U
10061-02-6	trans-1,3-Dichloropropene		5	U
75-25-2	Bromoform		5	U
108-10-1	4-Methyl-2-Pentanone		10	U
591-78-6	2-Hexanone		10	U
127-18-4	Tetrachloroethene		5	U
108-88-3	Toluene		5	U
79-34-5	1,1,2,2-Tetrachloroethane		5	U
108-90-7	Chlorobenzene		5	U
100-41-4	Ethylbenzene		5	U
100-42-5	Styrene		5	U
1330-20-7	Xylene (total)		5	U

1A
VOLATILE ORGANICS ANALYSIS DATA SHEET

EPA SAMPLE NO.

TB 110794 005


Lab Name: IEA/CT Contract: _____
 Lab Code: IEACT Case No.: 1241 SAS No.: _____ SDG No.: Z1241
 Matrix: (soil/water)WATER Lab Sample ID: 1241005
 Sample wt/vol: 5.0 (g/mL)mL Lab File ID: >D4125
 Level: (low/med) LOW Date Received: 11/09/94
 % Moisture: not dec. _____ Date Analyzed: 11/11/94
 GC Column: 007-624 ID: 0.53 (mm) Dilution Factor: 1.0
 Soil Extract Volume: _____ (uL) Soil Aliquot Volume: _____ (uL)

T.B. for Soil Sample

CAS NO. COMPOUND CONCENTRATION UNITS:
(ug/L or ug/Kg) ug/L Q

1/27/94

CAS NO.	COMPOUND	CONCENTRATION UNITS: (ug/L or ug/Kg) <u>ug/L</u>	Q
74-87-3	Chloromethane	10	U
74-83-9	Bromomethane	10	U
75-01-4	Vinyl Chloride	10	U
75-00-3	Chloroethane	10	U
75-09-2	Methylene Chloride	5	U
67-64-1	Acetone	10	U J
75-15-0	Carbon Disulfide	5	U
108-05-4	Vinyl Acetate	5	U
75-35-4	1,1-Dichloroethene	5	U
75-34-3	1,1-Dichloroethane	5	U
540-59-0	1,2-Dichloroethene (total)	5	U
67-66-3	Chloroform	5	U
107-06-2	1,2-Dichloroethane	5	U
78-93-3	2-Butanone	10	U
71-55-6	1,1,1-Trichloroethane	5	U
56-23-5	Carbon Tetrachloride	5	U
75-27-4	Bromodichloromethane	5	U
78-87-5	1,2-Dichloropropane	5	U
10061-01-5	cis-1,3-Dichloropropene	5	U
79-01-6	Trichloroethene	5	U
124-48-1	Dibromochloromethane	5	U
79-00-5	1,1,2-Trichloroethane	5	U
71-43-2	Benzene	5	U
10061-02-6	trans-1,3-Dichloropropene	5	U
75-25-2	Bromoform	5	U
108-10-1	4-Methyl-2-Pentanone	10	U
591-78-6	2-Hexanone	10	U
127-18-4	Tetrachloroethene	5	U
108-88-3	Toluene	5	U
79-34-5	1,1,2,2-Tetrachloroethane	5	U
108-90-7	Chlorobenzene	5	U
100-41-4	Ethylbenzene	5	U
100-42-5	Styrene	5	U
1330-20-7	Xylene (total)	5	U

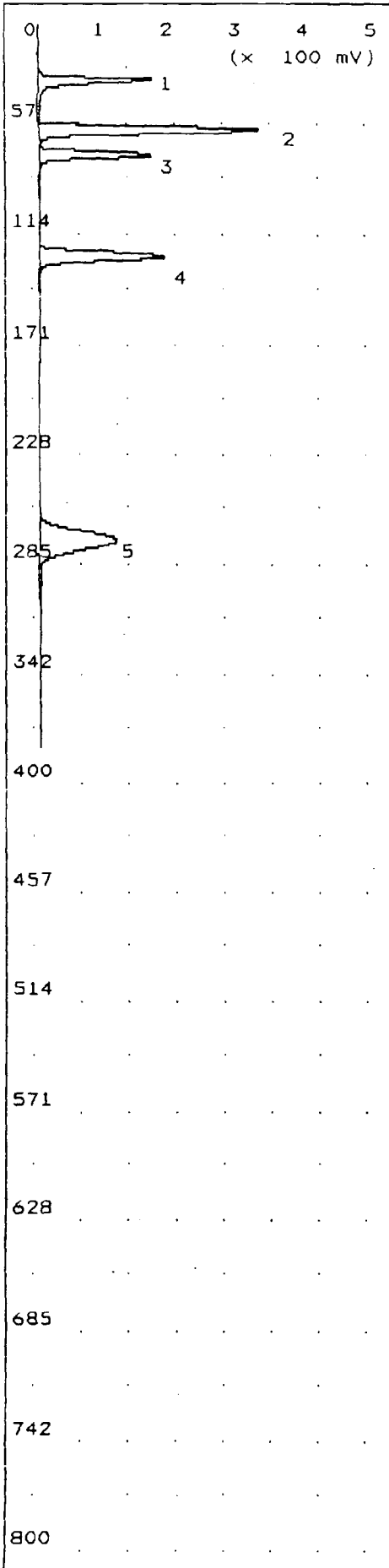


Time Printed: Oct 24, 94 18:52
 Sample Time: Oct 24, 94 10:50
 Method
 Slope Up 1.500 mV/Sec
 Slope Down 4.500 mV/Sec
 Min Area 5.000 mVSec
 Min Height 5.000 mV
 Analysis Delay 0.0 sec
 Window Percent 10.0 %
 Det Flow 5 ml/min
 B/F Flow 0 ml/min
 Aux Flow 0 ml/min
 Oven Temp 40 C
 Amb Temp 0 C
 Max Gain 2
 Analysis Time 800.0 sec

Peak Report

Pk	Compound Name	Area/Conc	R.T.
1	Unknown	674.0 mVS	30.0
2	trans-1,2-DCE	4.730 ppm	55.7
3	cis-1,2-DCE	4.456 ppm	68.0
4	Trichloroethene	4.608 ppm	120.2
5	PCE	4.591 ppm	267.2

Notes
 Standard
 300 ul injection
 Grumman Plant 15
 John Burke



Time Printed: Oct 24, 94 19:41
 Sample Time: Oct 24, 94 10:56

Method

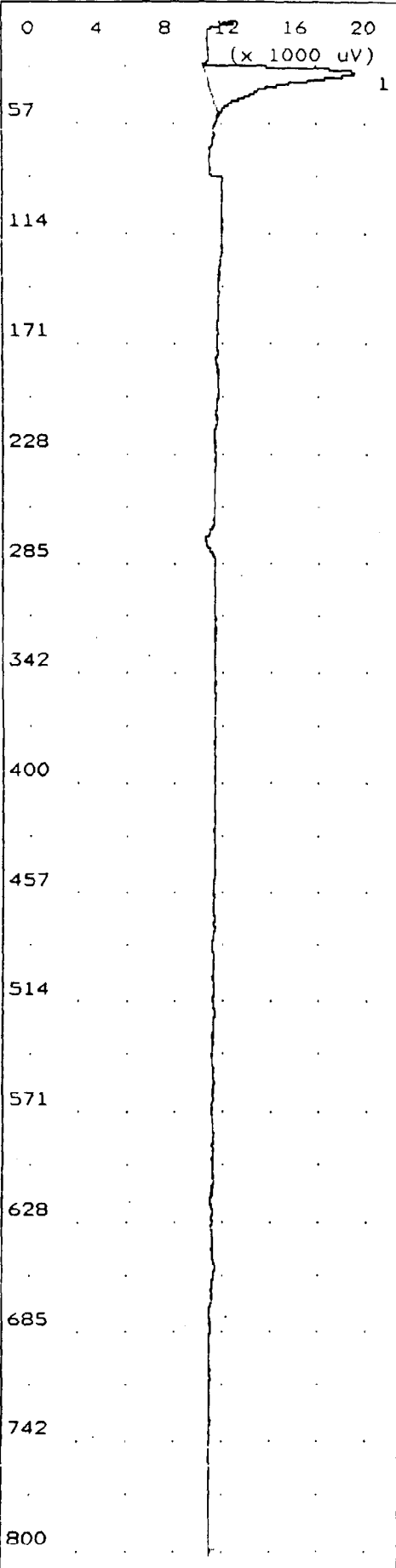
Slope Up 1.500 mV/Sec
 Slope Down 4.500 mV/Sec
 Min Area 5.000 mVSec
 Min Height 5.000 mV
 Analysis Delay 0.0 sec
 Window Percent 10.0 %
 Det Flow 5 ml/min
 B/F Flow 0 ml/min
 Aux Flow 0 ml/min
 Oven Temp 40 C
 Amb Temp 0 C
 Max Gain 2
 Analysis Time 800.0 sec

Peak Report

PK	Compound Name	Area/Conc	R.T.
1	Unknown	666.4 mVS	30.4
2	trans-1,2-DCE	4.657 ppm	56.7
3	cis-1,2-DCE	4.450 ppm	69.2
4	Trichloroethene	4.518 ppm	121.7
5	PCE	4.544 ppm	269.6

Notes

Standard
 300 ul injection
 Grumman Plant 15
 John Burke



Time Printed: Oct 24, 94 18:55
 Sample Time: Oct 24, 94 11:05
 Method

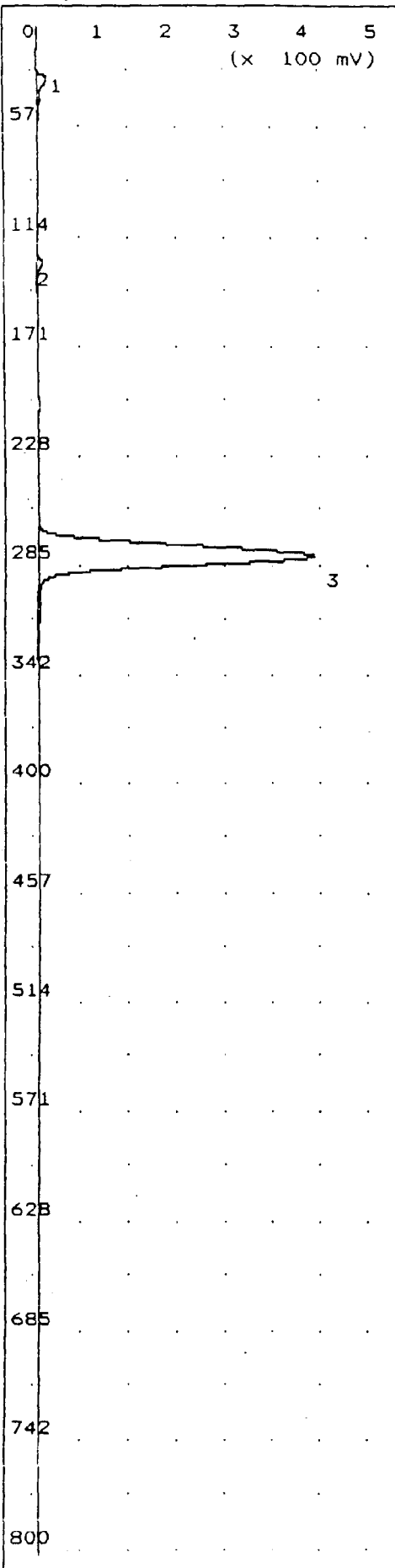
Slope Up	1.500	mV/Sec
Slope Down	4.500	mV/Sec
Min Area	5.000	mVSec
Min Height	5.000	mV
Analysis Delay	0.0	sec
Window Percent	10.0	%
Det Flow	5	ml/min
B/F Flow	0	ml/min
Aux Flow	0	ml/min
Oven Temp	40	C
Amb Temp	0	C
Max Gain	2	
Analysis Time	800.0	sec

Peak Report

Pk	Compound Name	Area/Conc	R.T.
1	Unknown	90.96 mVS	27.1

Notes

Equipment Blank
 500 ul injection
 Grumman Plant 15
 John Burke




Time Printed: Oct 24, 94 19:21
 Sample Time: Oct 24, 94 11:40
 Method
 Slope Up 1.500 mV/Sec
 Slope Down 4.500 mV/Sec
 Min Area 5.000 mVSec
 Min Height 5.000 mV
 Analysis Delay 0.0 sec
 Window Percent 10.0 %
 Det Flow 5 ml/min
 B/F Flow 0 ml/min
 Aux Flow 0 ml/min
 Oven Temp 40 C
 Amb Temp 0 C
 Max Gain 2
 Analysis Time 800.0 sec

Peak Report

Pk	Compound Name	Area/Conc	R.T.
1	Unknown	131.9 mVS	28.7
2	Trichloroethene	178.7 PPB2	123.8
3	PCE	17.14 PPM2	276.8

Notes
 SG-12
 300 ul injection
 Grumman Plant 15
 John Burke




Time Printed: Oct 24, 94 18:56
 Sample Time: Oct 24, 94 12:08
 Method
 Slope Up 1.500 mV/Sec
 Slope Down 4.500 mV/Sec
 Min Area 5.000 mVSec
 Min Height 5.000 mV
 Analysis Delay 0.0 sec
 Window Percent 10.0 %
 Det Flow 5 ml/min
 B/F Flow 0 ml/min
 Aux Flow 0 ml/min
 Oven Temp 40 C
 Amb Temp 0 C
 Max Gain 2
 Analysis Time 800.0 sec

Peak Report

Pk	Compound Name	Area/Conc	R.T.
1	Unknown	169.9 mVS	27.2

Notes
 Equipment Blank
 500 ul injection
 Grumman Plant 15
 John Burke



Time Printed: Oct 24, 94 19:39
 Sample Time: Oct 24, 94 12:29

Method

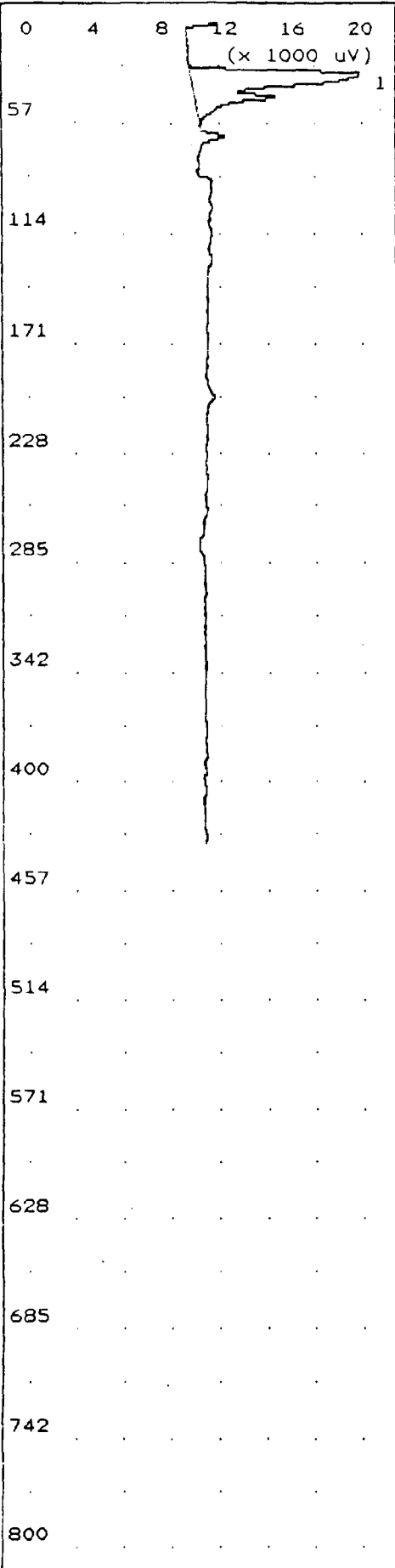
Slope Up 1.500 mV/Sec
 Slope Down 4.500 mV/Sec
 Min Area 5.000 mVSec
 Min Height 5.000 mV
 Analysis Delay 0.0 sec
 Window Percent 10.0 %
 Det Flow 5 ml/min
 B/F Flow 0 ml/min
 Aux Flow 0 ml/min
 Oven Temp 40 C
 Amb Temp 0 C
 Max Gain 2
 Analysis Time 800.0 sec

Peak Report

Pk	Compound Name	Area/Conc	R.T.
1	Unknown	812.3 mVS	29.7
2	trans-1,2-DCE	5.979 ppm	56.7
3	cis-1,2-DCE	5.521 ppm	69.4
4	Trichloroethene	5.602 ppm	122.4
5	PCE	5.153 ppm	272.2

Notes

Standard
 300 ul injection
 Grumman Plant 15
 John Burke



Time Printed: Oct 24, 94 18:57
 Sample Time: Oct 24, 94 12:55

Method

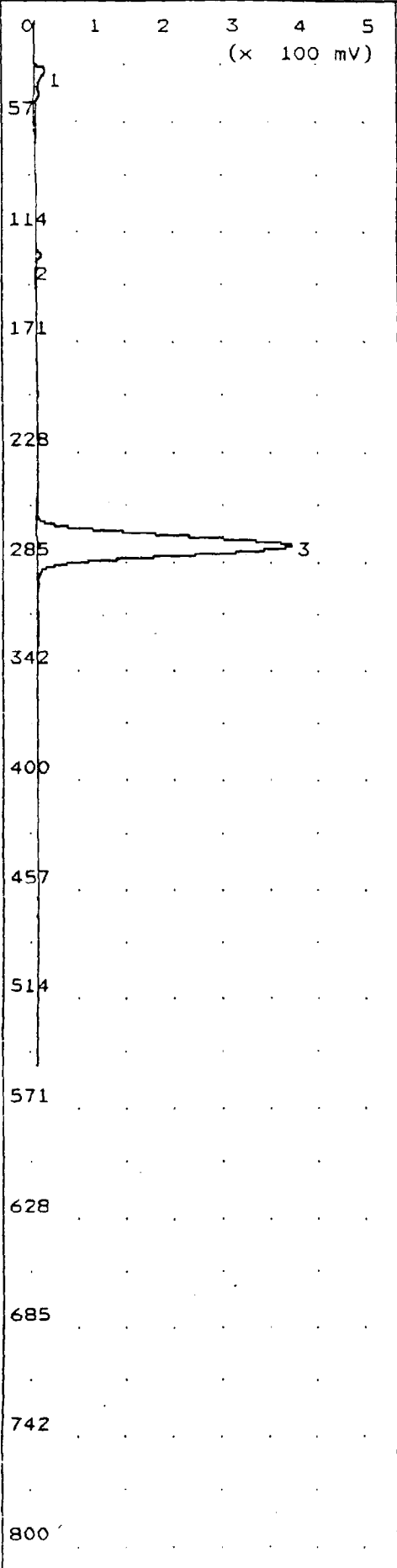
Slope Up 1.500 mV/Sec
 Slope Down 4.500 mV/Sec
 Min Area 5.000 mVSec
 Min Height 5.000 mV
 Analysis Delay 0.0 sec
 Window Percent 10.0 %
 Det Flow 5 ml/min
 B/F Flow 0 ml/min
 Aux Flow 0 ml/min
 Oven Temp 40 C
 Amb Temp 0 C
 Max Gain 2
 Analysis Time 800.0 sec

Peak Report

Pk	Compound Name	Area/Conc	R.T.
1	Unknown	114.9 mVS	27.9

Notes

Syringe Blank
 500 ul injection
 Grumman Plant 15
 John Burke



Time Printed: Oct 24, 94 19:22
 Sample Time: Oct 24, 94 13:12

Method

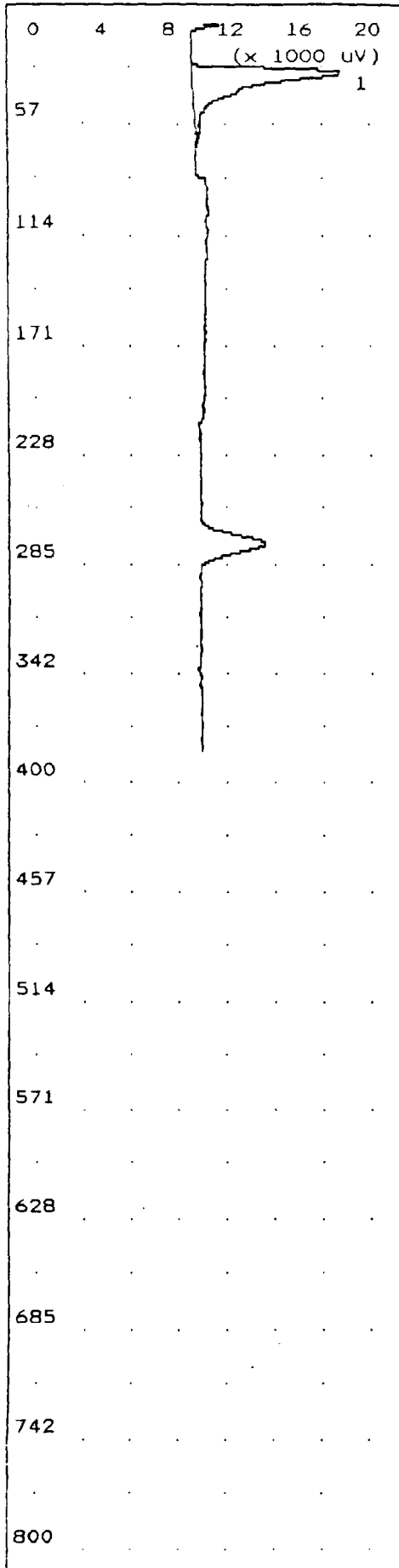
Slope Up 1.500 mV/Sec
 Slope Down 4.500 mV/Sec
 Min Area 5.000 mVSec
 Min Height 5.000 mV
 Analysis Delay 0.0 sec
 Window Percent 10.0 %
 Det Flow 5 ml/min
 B/F Flow 0 ml/min
 Aux Flow 0 ml/min
 Oven Temp 40 C
 Amb Temp 0 C
 Max Gain 2
 Analysis Time 800.0 sec

Peak Report

Pk	Compound Name	Area/Conc	R.T.
1	Unknown	156.7 mVS	26.1
2	Trichloroethene	186.5 PPB2	122.6
3	PCE	16.03 PPM2	273.3

Notes

SG-13
 300 ul injection
 Grumman Plant 15
 John Burke



Time Printed: Oct 24, 94 18:59
 Sample Time: Oct 24, 94 13:22
 Method

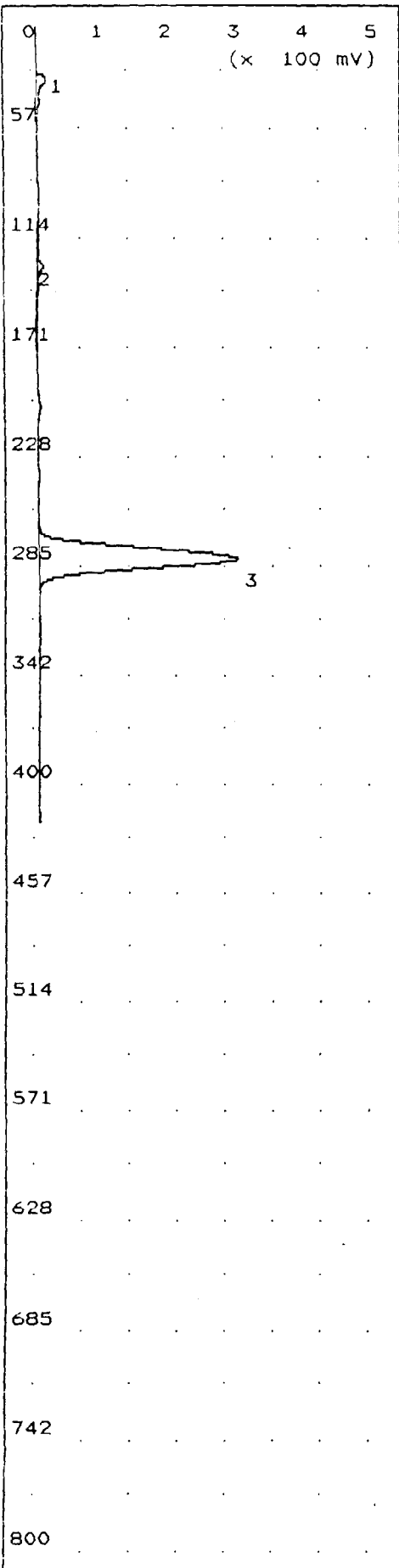
Slope Up	1.500	mV/Sec
Slope Down	4.500	mV/Sec
Min Area	5.000	mVSec
Min Height	5.000	mV
Analysis Delay	0.0	sec
Window Percent	10.0	%
Det Flow	5	ml/min
B/F Flow	0	ml/min
Aux Flow	0	ml/min
Oven Temp	40	C
Amb Temp	0	C
Max Gain	2	
Analysis Time	800.0	sec

Peak Report

Pk	Compound Name	Area/Conc	R.T.
1	Unknown	91.90 mVS	26.6

Notes

Equipment Blank
 500 ul injection
 Grumman Plant 15
 John Burke



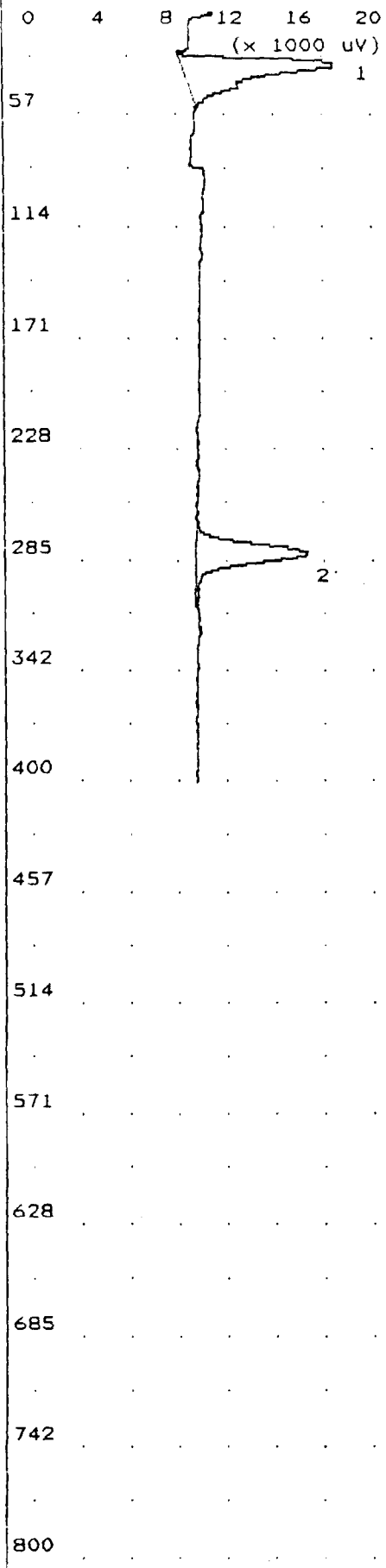
Time Printed: Oct 25, 94 20:01
 Sample Time: Oct 24, 94 13:34
 Method
 Slope Up 1.500 mV/Sec
 Slope Down 4.500 mV/Sec
 Min Area 5.000 mVSec
 Min Height 5.000 mV
 Analysis Delay 0.0 sec
 Window Percent 10.0 %
 Det Flow 5 ml/min
 B/F Flow 0 ml/min
 Aux Flow 0 ml/min
 Oven Temp 40 C
 Amb Temp 0 C
 Max Gain 2
 Analysis Time 800.0 sec

Peak Report

Pk	Compound Name	Area/Conc	R.T.
1	Unknown	135.8 mVS	29.2
2	Trichloroethene	210.2 PPB2	125.2
3	PCE	12.66 PPM2	278.1

Notes

SG-14
 300 ul injection
 Grumman Plant 15
 John Burke



Time Printed: Oct 24, 94 19:00
 Sample Time: Oct 24, 94 13:42

Method


Slope Up 1.500 mV/Sec
 Slope Down 4.500 mV/Sec
 Min Area 5.000 mVSec
 Min Height 5.000 mV
 Analysis Delay 0.0 sec
 Window Percent 10.0 %
 Det Flow 5 ml/min
 B/F Flow 0 ml/min
 Aux Flow 0 ml/min
 Oven Temp 40 C
 Amb Temp 0 C
 Max Gain 2
 Analysis Time 800.0 sec

Peak Report

PK	Compound Name	Area/Conc	R.T.
1	Unknown	101.1 mVS	28.5
2	PCE	257.2 PPB2	277.8

Notes

Equipment Blank
 500 ul injection
 Grumman Plant 15
 John Burke



Time Printed: Oct 24, 94 19:23
 Sample Time: Oct 24, 94 13:49
 Method

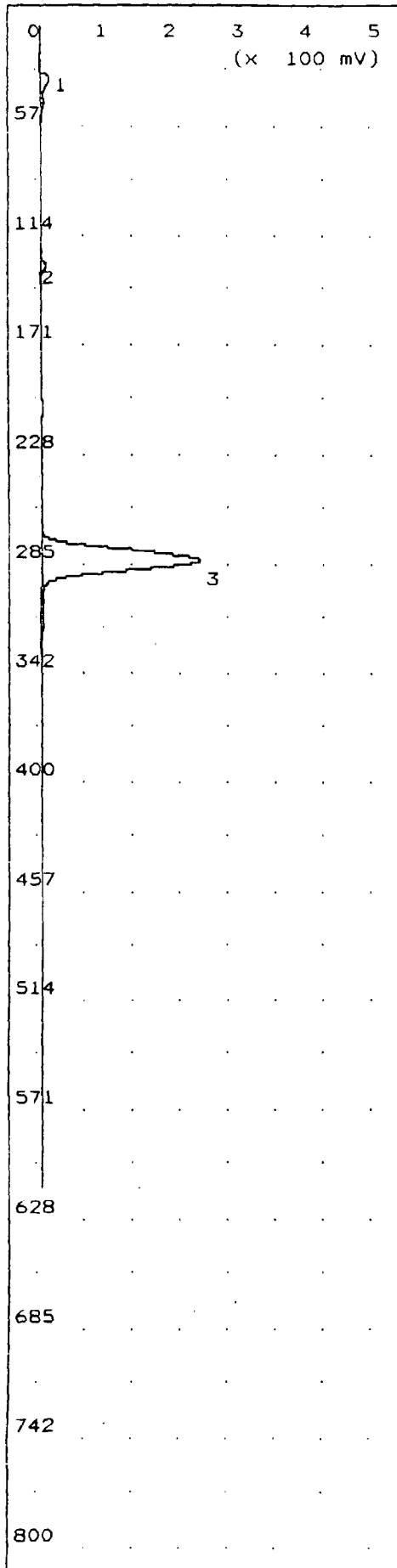
Slope Up	1.500	mV/Sec
Slope Down	4.500	mV/Sec
Min Area	5.000	mVSec
Min Height	5.000	mV
Analysis Delay	0.0	sec
Window Percent	10.0	%
Det Flow	5	ml/min
B/F Flow	0	ml/min
Aux Flow	0	ml/min
Oven Temp	40	C
Amb Temp	0	C
Max Gain	2	
Analysis Time	800.0	sec

Peak Report

Pk	Compound Name	Area/Conc	R.T.
1	Unknown	112.5 mVS	30.2

Notes

Equipment Blank
 500 ul injection
 Grumman Plant 15
 John Burke



Time Printed: Oct 24, 94 19:01
 Sample Time: Oct 24, 94 14:01

Method

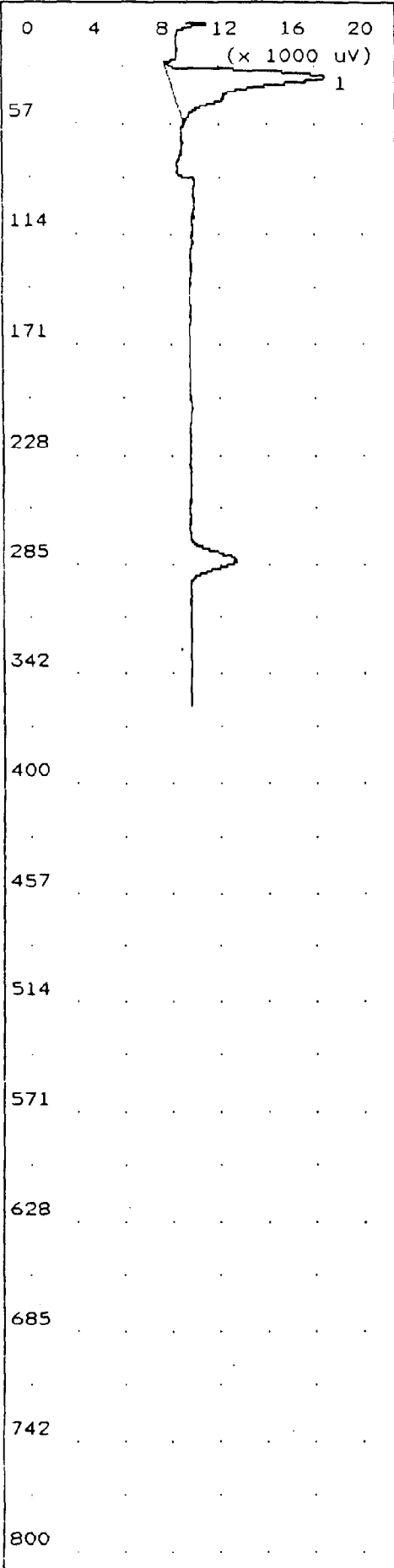
Slope Up 1.500 mV/Sec
 Slope Down 4.500 mV/Sec
 Min Area 5.000 mVSec
 Min Height 5.000 mV
 Analysis Delay 0.0 sec
 Window Percent 10.0 %
 Det Flow 5 ml/min
 B/F Flow 0 ml/min
 Aux Flow 0 ml/min
 Oven Temp 40 C
 Amb Temp 0 C
 Max Gain 2
 Analysis Time 800.0 sec

Peak Report

Pk	Compound Name	Area/Conc	R.T.
1	Unknown	130.7 mVS	27.6
2	Trichloroethene	170.2 PPB2	126.2
3	PCE	10.09 PPM2	279.7

Notes

SG-15
 300 ul injection
 Grumman Plant 15
 John Burke



Time Printed: Oct 24, 94 19:37
 Sample Time: Oct 24, 94 14:14

Method


Slope Up 1.500 mV/Sec
 Slope Down 4.500 mV/Sec
 Min Area 5.000 mVSec
 Min Height 5.000 mV
 Analysis Delay 0.0 sec
 Window Percent 10.0 %
 Det Flow 5 ml/min
 B/F Flow 0 ml/min
 Aux Flow 0 ml/min
 Oven Temp 40 C
 Amb Temp 0 C
 Max Gain 2
 Analysis Time 800.0 sec

Peak Report

PK	Compound Name	Area/Conc	R.T.
1	Unknown	104.2 mVS	28.7

Notes

Equipment Blank
 500 ul injection
 Grumman Plant 15
 John Burke

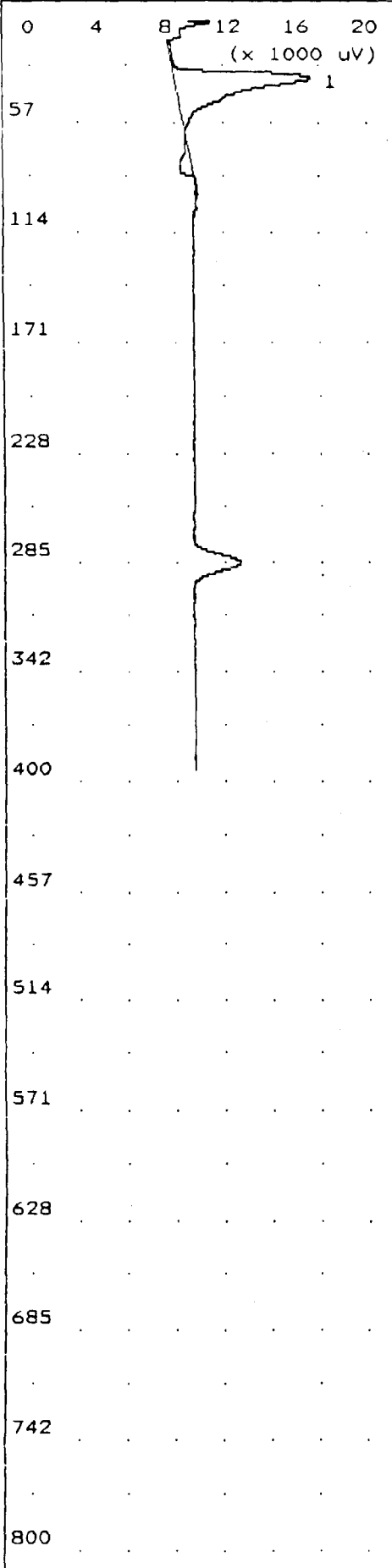


Time Printed: Oct 24, 94 19:03
 Sample Time: Oct 24, 94 14:26
 Method
 Slope Up 1.500 mV/Sec
 Slope Down 4.500 mV/Sec
 Min Area 5.000 mVSec
 Min Height 5.000 mV
 Analysis Delay 0.0 sec
 Window Percent 10.0 %
 Det Flow 5 ml/min
 B/F Flow 0 ml/min
 Aux Flow 0 ml/min
 Oven Temp 40 C
 Amb Temp 0 C
 Max Gain 2
 Analysis Time 800.0 sec

Peak Report

Pk	Compound Name	Area/Conc	R.T.
1	Unknown	148.1 mVS	29.6
2	PCE	7.317 PPM2	280.2

Notes
 SG-21
 300 ul injection
 Grumman Plant 15
 John Burke



Time Printed: Oct 24, 94 19:25
 Sample Time: Oct 24, 94 14:37
 Method

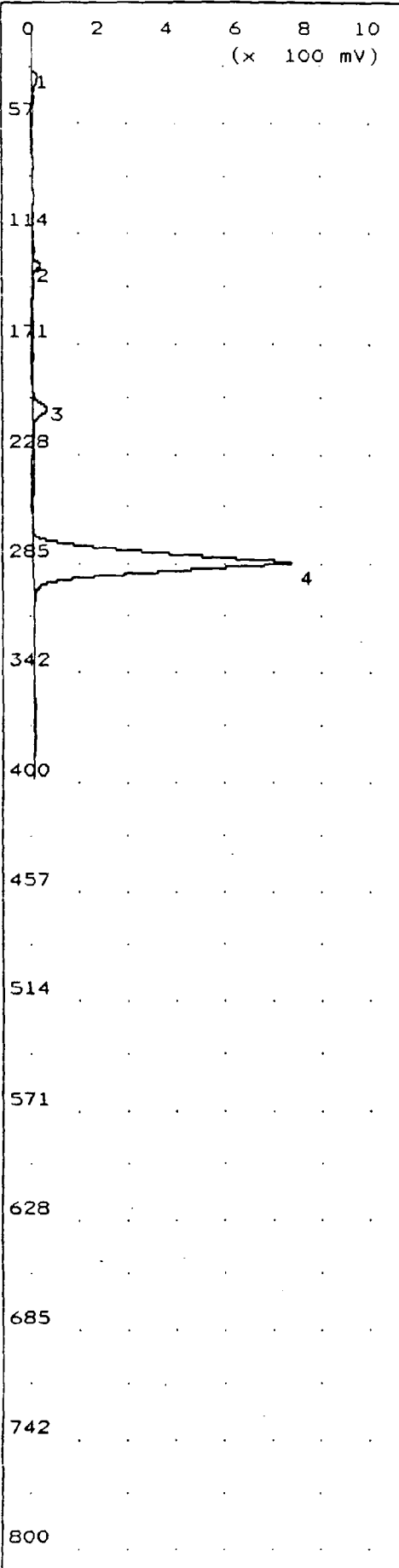
Slope Up	1.500	mV/Sec
Slope Down	4.500	mV/Sec
Min Area	5.000	mVSec
Min Height	5.000	mV
Analysis Delay	0.0	sec
Window Percent	10.0	%
Det Flow	5	ml/min
B/F Flow	0	ml/min
Aux Flow	0	ml/min
Oven Temp	40	C
Amb Temp	0	C
Max Gain	2	
Analysis Time	800.0	sec

Peak Report

Pk	Compound Name	Area/Conc	R.T.
1	Unknown	90.14 mVS	30.8

Notes

Equipment Blank
 500 ul injection
 Grumman Plant 15
 John Burke



Time Printed: Oct 24, 94 19:04
 Sample Time: Oct 24, 94 14:52

Method

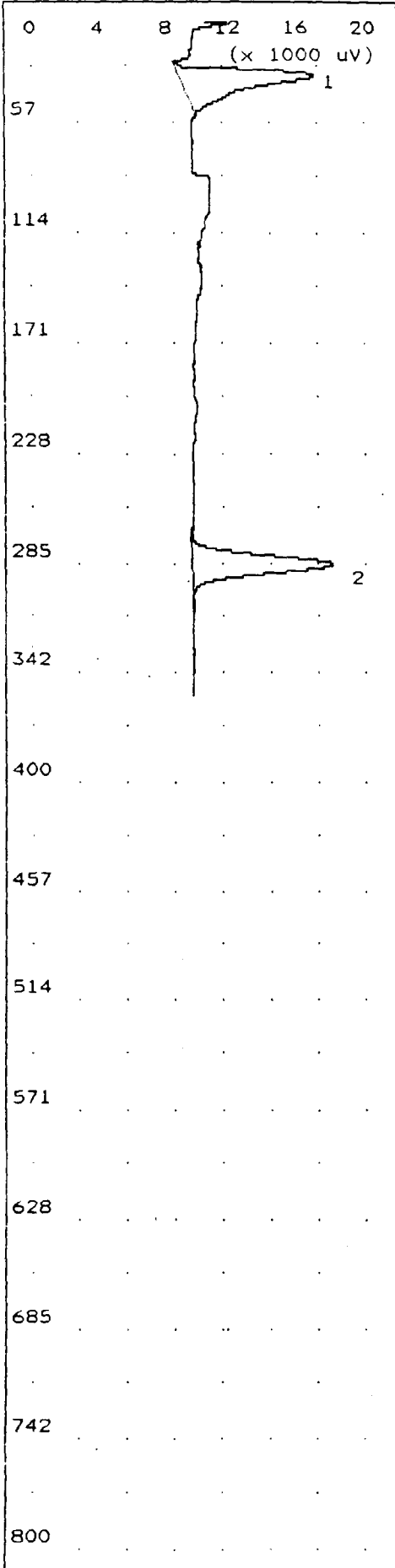
Slope Up 1.500 mV/Sec
 Slope Down 4.500 mV/Sec
 Min Area 5.000 mVSec
 Min Height 5.000 mV
 Analysis Delay 0.0 sec
 Window Percent 10.0 %
 Det Flow 5 ml/min
 B/F Flow 0 ml/min
 Aux Flow 0 ml/min
 Oven Temp 40 C
 Amb Temp 0 C
 Max Gain 2
 Analysis Time 800.0 sec

Peak Report

Pk	Compound Name	Area/Conc	R.T.
1	Unknown	188.1 mVS	28.4
2	Trichloroethene	797.1 PP82	127.0
3	Unknown	331.2 mVS	201.2
4	PCE	28.97 PPM2	281.0

Notes

SG-18
 300 ul injection
 Grumman Plant 15
 John Burke



Time Printed: Oct 24, 94 19:35
 Sample Time: Oct 24, 94 14:59
 Method

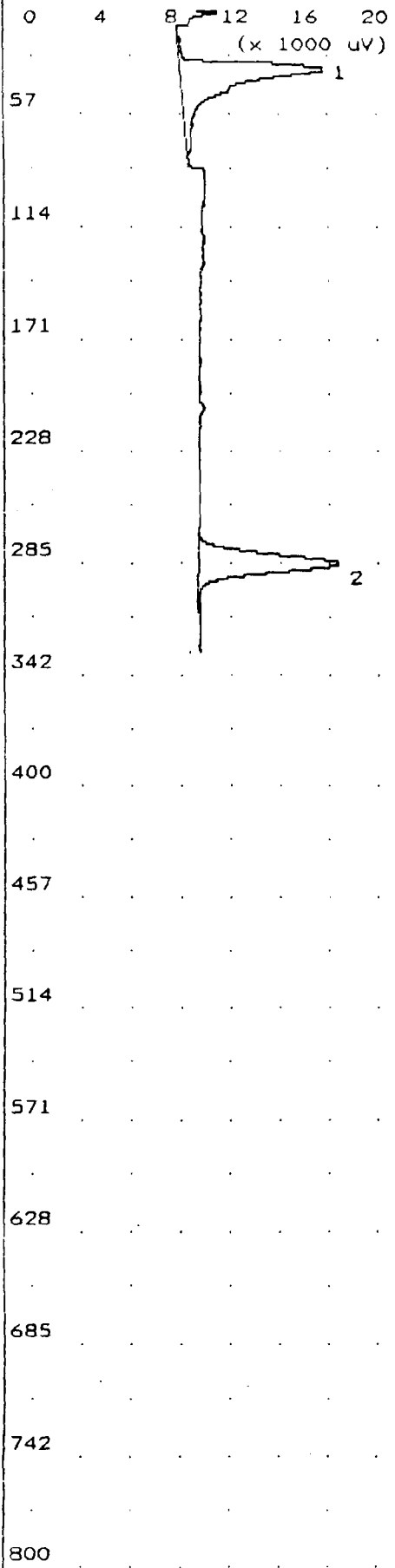
Slope Up	1.500	mV/Sec
Slope Down	4.500	mV/Sec
Min Area	5.000	mVSec
Min Height	5.000	mV
Analysis Delay	0.0	sec
Window Percent	10.0	%
Det Flow	5	ml/min
B/F Flow	0	ml/min
Aux Flow	0	ml/min
Oven Temp	40	C
Amb Temp	0	C
Max Gain	2	
Analysis Time	800.0	sec

Peak Report

PK	Compound Name	Area/Conc	R.T.
1	Unknown	90.09 mVS	29.2
2	PCE	326.6 PPB2	282.1

Notes

Equipment Blank
 500 ul injection
 Grumman Plant 15
 John Burke



Time Printed: Oct 24, 94 19:05
 Sample Time: Oct 24, 94 15:07

Method

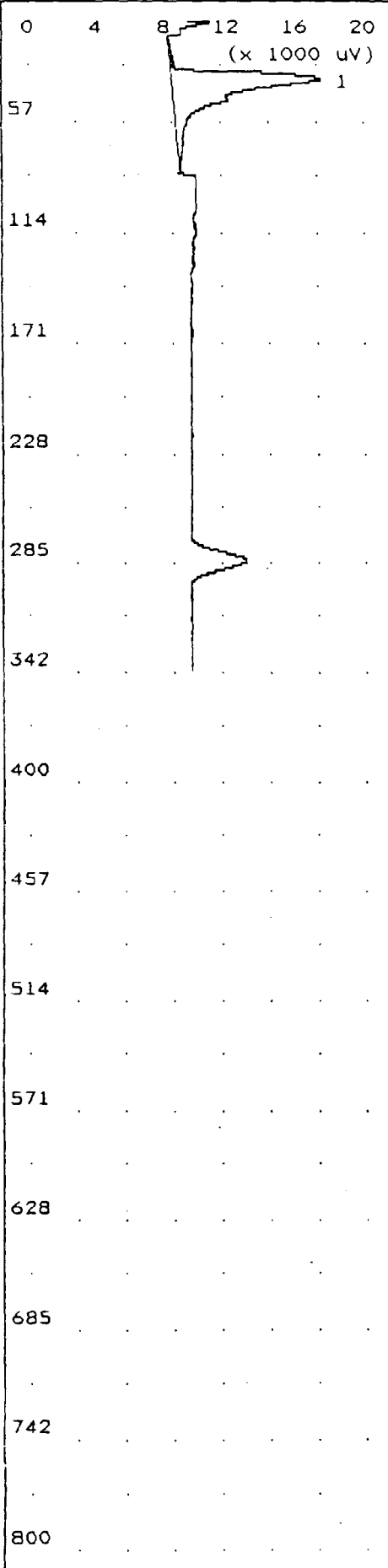
Slope Up 1.500 mV/Sec
 Slope Down 4.500 mV/Sec
 Min Area 5.000 mVSec
 Min Height 5.000 mV
 Analysis Delay 0.0 sec
 Window Percent 10.0 %
 Det Flow 5 ml/min
 B/F Flow 0 ml/min
 Aux Flow 0 ml/min
 Oven Temp 40 C
 Amb Temp 0 C
 Max Gain 2
 Analysis Time 800.0 sec

Peak Report

Pk	Compound Name	Area/Conc	R.T.
1	Unknown	107.2 mVS	30.2
2	PCE	308.8 PPB2	281.8

Notes

SG-18
 300 ul injection
 Grumman Plant 15
 John Burke

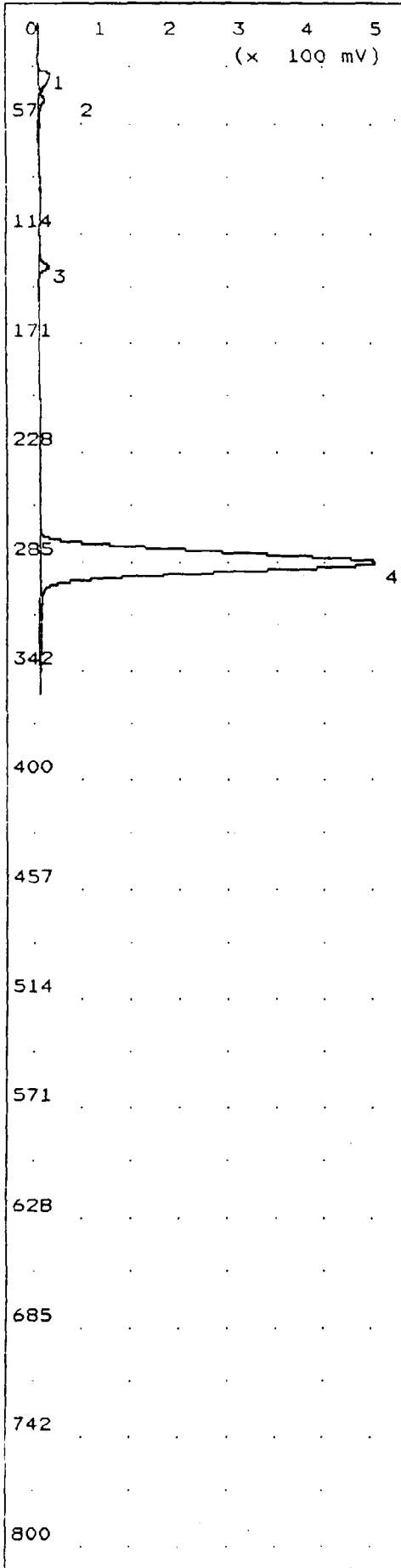


Time Printed: Oct 24, 94 19:26
 Sample Time: Oct 24, 94 15:14
 Method
 Slope Up 1.500 mV/Sec
 Slope Down 4.500 mV/Sec
 Min Area 5.000 mVSec
 Min Height 5.000 mV
 Analysis Delay 0.0 sec
 Window Percent 10.0 %
 Det Flow 5 ml/min
 B/F Flow 0 ml/min
 Aux Flow 0 ml/min
 Oven Temp 40 C
 Amb Temp 0 C
 Max Gain 2
 Analysis Time 800.0 sec

Peak Report

Pk	Compound Name	Area/Conc	R.T.
1	Unknown	116.4 mVS	30.6

Notes
 SG-18
 300 ul injection
 Grumman Plant 15
 John Burke

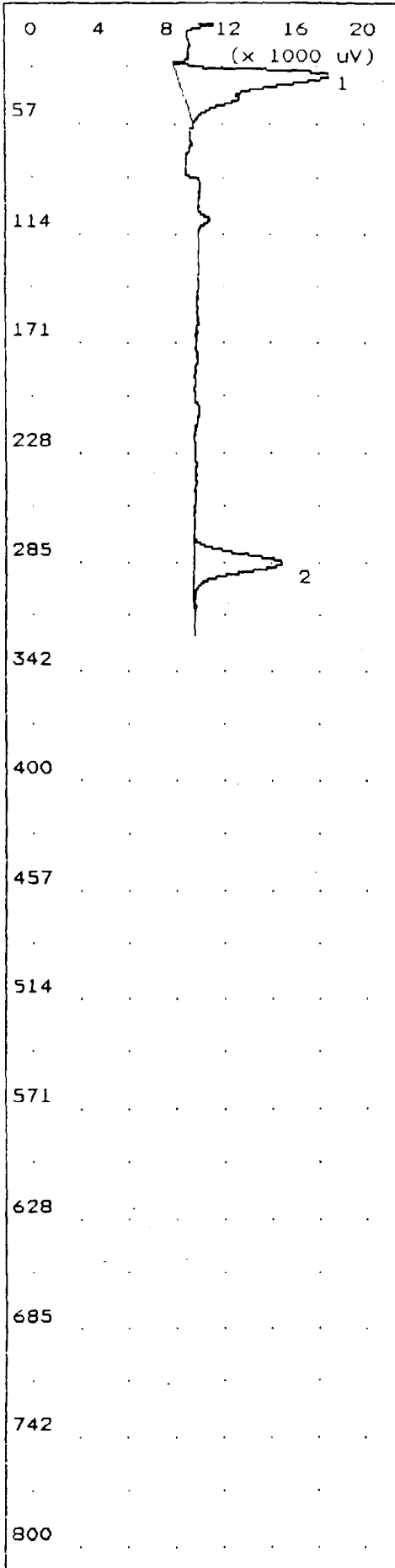


Time Printed: Oct 24, 94 19:07
 Sample Time: Oct 24, 94 15:26
 Method
 Slope Up 1.500 mV/Sec
 Slope Down 4.500 mV/Sec
 Min Area 5.000 mVSec
 Min Height 5.000 mV
 Analysis Delay 0.0 sec
 Window Percent 10.0 %
 Det Flow 5 ml/min
 B/F Flow 0 ml/min
 Aux Flow 0 ml/min
 Oven Temp 40 C
 Amb Temp 0 C
 Max Gain 2
 Analysis Time 800.0 sec

Peak Report

Pk	Compound Name	Area/Conc	R.T.
1	Unknown	152.3 mVS	27.8
2	Unknown	62.48 mVS	41.0
3	Trichloroethane	299.5 PPB2	127.4
4	PCE	21.26 PPM2	281.8

Notes
 SG-19
 300 ul injection
 Grumman Plant 15
 John Burke



Time Printed: Oct 24, 94 19:34
 Sample Time: Oct 24, 94 15:33
 Method

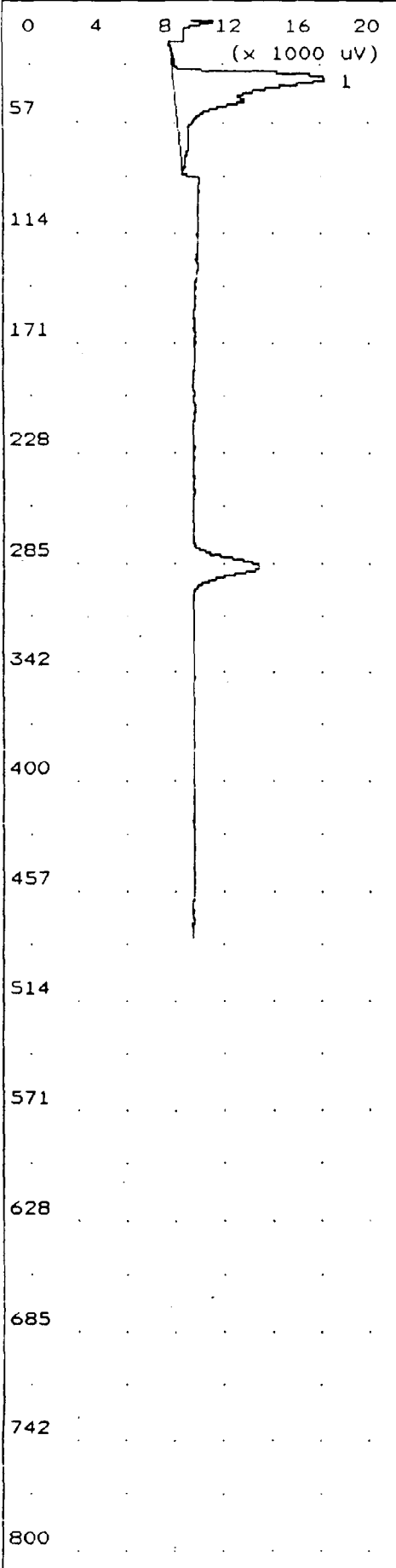
Slope Up	1.500	mV/Sec
Slope Down	4.500	mV/Sec
Min Area	5.000	mVSec
Min Height	5.000	mV
Analysis Delay	0.0	sec
Window Percent	10.0	%
Det Flow	5	ml/min
B/F Flow	0	ml/min
Aux Flow	0	ml/min
Oven Temp	40	C
Amb Temp	0	C
Max Gain	2	
Analysis Time	800.0	sec

Peak Report

Pk	Compound Name	Area/Conc	R.T.
1	Unknown	115.5 mVS	27.6
2	PCE	207.1 PPB2	282.6

Notes

Equipment Blank
 500 ul injection
 Grumman Plant 15
 John Burke



Time Printed: Oct 24, 94 19:08
 Sample Time: Oct 24, 94 15:39
 Method

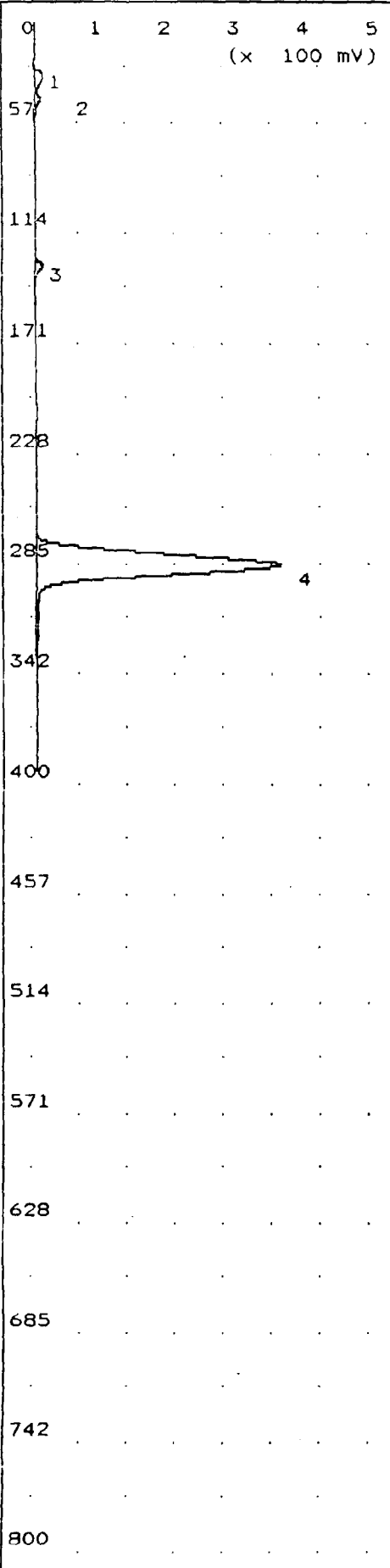
Slope Up	1.500	mV/Sec
Slope Down	4.500	mV/Sec
Min Area	5.000	mVSec
Min Height	5.000	mV
Analysis Delay	0.0	sec
Window Percent	10.0	%
Det Flow	5	ml/min
B/F Flow	0	ml/min
Aux Flow	0	ml/min
Oven Temp	40	C
Amb Temp	0	C
Max Gain	2	
Analysis Time	800.0	sec

Peak Report

PK	Compound Name	Area/Conc	R.T.
1	Unknown	129.5 mVS	30.7

Notes

Equipment Blank
 500 ul injection
 Grumman Plant 15
 John Burke




Time Printed: Oct 24, 94 19:27
 Sample Time: Oct 24, 94 15:53
 Method
 Slope Up 1.500 mV/Sec
 Slope Down 4.500 mV/Sec
 Min Area 5.000 mVSec
 Min Height 5.000 mV
 Analysis Delay 0.0 sec
 Window Percent 10.0 %
 Det Flow 5 ml/min
 B/F Flow 0 ml/min
 Aux Flow 0 ml/min
 Oven Temp 40 C
 Amb Temp 0 C
 Max Gain 2
 Analysis Time 800.0 sec

Peak Report

PK	Compound Name	Area/Conc	R.T.
1	Unknown	111.8 mVS	28.1
2	Unknown	44.22 mVS	41.0
3	Unknown	59.00 mVS	128.0
4	PCE	15.57 PPM2	282.4

Notes
 SG-20
 300 ul injection
 Grumman Plant 15
 John Burke



Time Printed: Oct 24, 94 19:10
 Sample Time: Oct 24, 94 16:00

Method

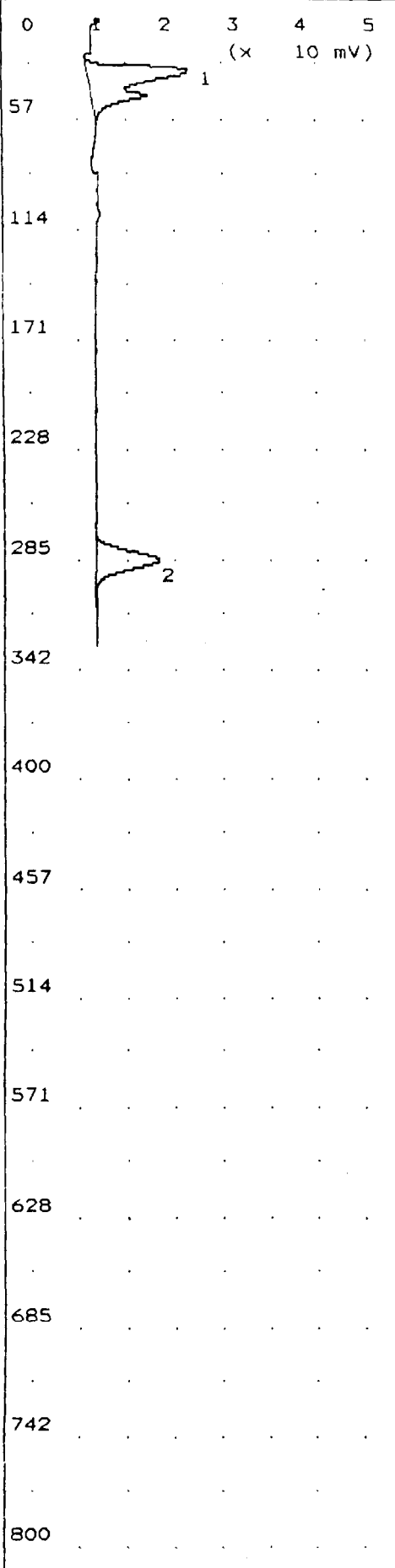
Slope Up 1.500 mV/Sec
 Slope Down 4.500 mV/Sec
 Min Area 5.000 mVSec
 Min Height 5.000 mV
 Analysis Delay 0.0 sec
 Window Percent 10.0 %
 Det Flow 5 ml/min
 B/F Flow 0 ml/min
 Aux Flow 0 ml/min
 Oven Temp 40 C
 Amb Temp 0 C
 Max Gain 2
 Analysis Time 800.0 sec

Peak Report

PK	Compound Name	Area/Conc	R.T.
1	Unknown	826.2 mVS	32.2
2	cis-1,2-DCE	10.71 PPM2	61.1
3	Unknown	815.7 mVS	74.8
4	Unknown	1.116 VSec	128.2
5	PCE	5.117 PPM2	281.6

Notes

SStandard
 300 ul injection
 Grumman Plant 15
 John Burke



Time Printed: Oct 24, 94 19:32
 Sample Time: Oct 24, 94 16:10
 Method

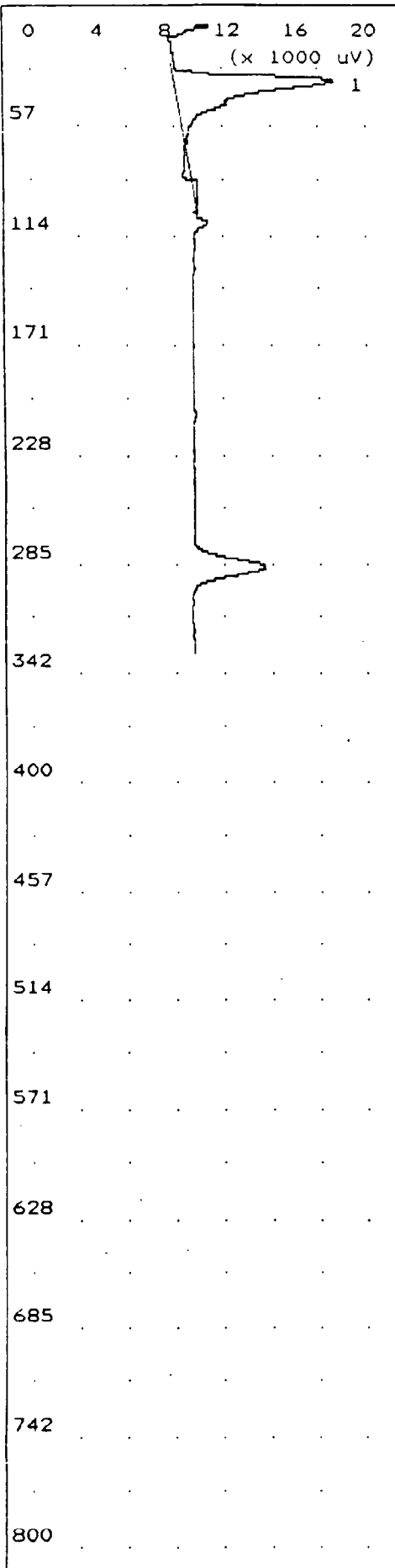
Slope Up	1.500	mV/Sec
Slope Down	4.500	mV/Sec
Min Area	5.000	mVSec
Min Height	5.000	mV
Analysis Delay	0.0	sec
Window Percent	10.0	%
Det Flow	5	ml/min
B/F Flow	0	ml/min
Aux Flow	0	ml/min
Oven Temp	40	C
Amb Temp	0	C
Max Gain	2	
Analysis Time	800.0	sec

Peak Report

Pk	Compound Name	Area/Conc	R.T.
1	Unknown	200.1 mVS	27.9
2	PCE	363.3 PPB2	281.0

Notes

Equipment Blank
 500 ul injection
 Grumman Plant 15
 John Burke



Time Printed: Oct 24, 94 19:11
 Sample Time: Oct 24, 94 16:16
 Method

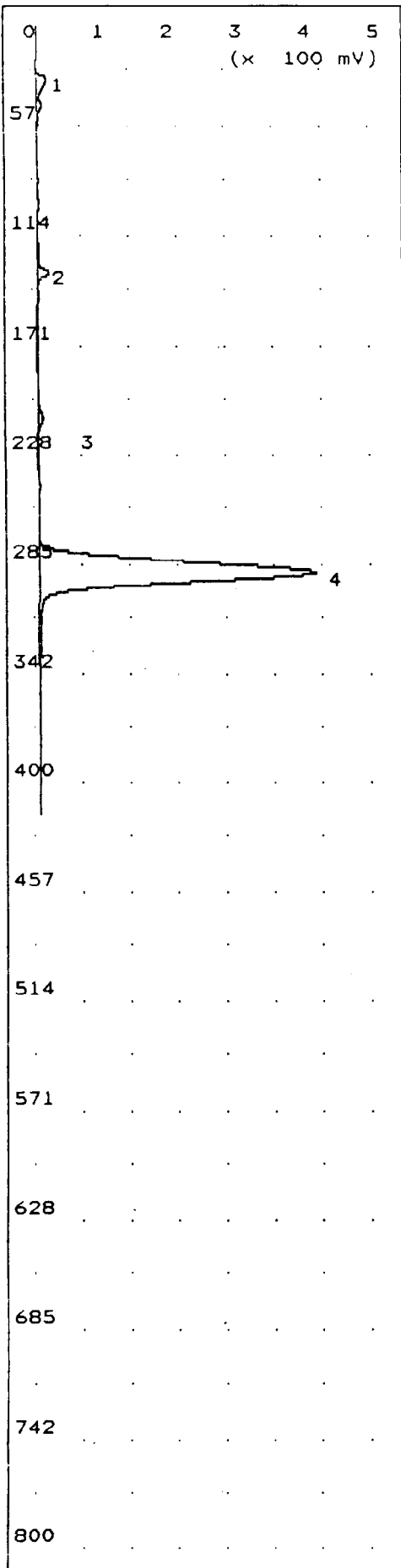
Slope Up	1.500	mV/Sec
Slope Down	4.500	mV/Sec
Min Area	5.000	mVSec
Min Height	5.000	mV
Analysis Delay	0.0	sec
Window Percent	10.0	%
Det Flow	5	ml/min
B/F Flow	0	ml/min
Aux Flow	0	ml/min
Oven Temp	40	C
Amb Temp	0	C
Max Gain	2	
Analysis Time	800.0	sec

Peak Report

Pk	Compound Name	Area/Conc	R.T.
1	Unknown	112.3 mVS	29.6

Notes

Equipment Blank
 500 ul injection
 Grumman Plant 15
 John Burke



Time Printed: Oct 24, 94 19:29
 Sample Time: Oct 24, 94 16:28

Method

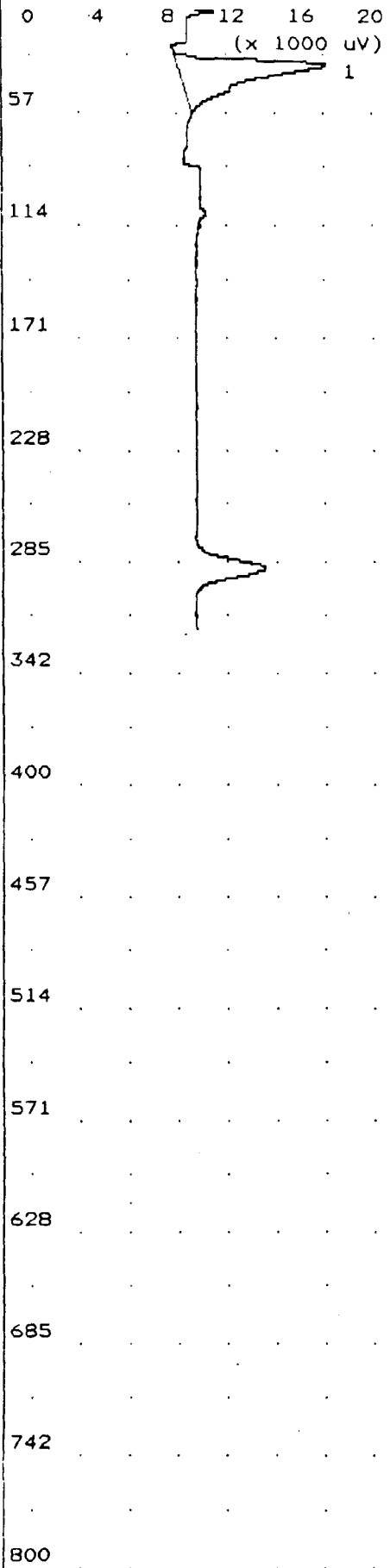
Slope Up 1.500 mV/Sec
 Slope Down 4.500 mV/Sec
 Min Area 5.000 mVSec
 Min Height 5.000 mV
 Analysis Delay 0.0 sec
 Window Percent 10.0 %
 Det Flow 5 ml/min
 B/F Flow 0 ml/min
 Aux Flow 0 ml/min
 Oven Temp 40 C
 Amb Temp 0 C
 Max Gain 2
 Analysis Time 800.0 sec

Peak Report

Pk	Compound Name	Area/Conc	R.T.
1	Unknown	163.6 mVS	28.5
2	Trichloroethene	367.8 PPB2	129.7
3	Unknown	44.74 mVS	205.4
4	PCE	17.67 PPM2	285.8

Notes

SG-25
 300 ul injection
 Grumman Plant 15
 John Burke



Time Printed: Oct 24, 94 19:12
 Sample Time: Oct 24, 94 16:36

Method

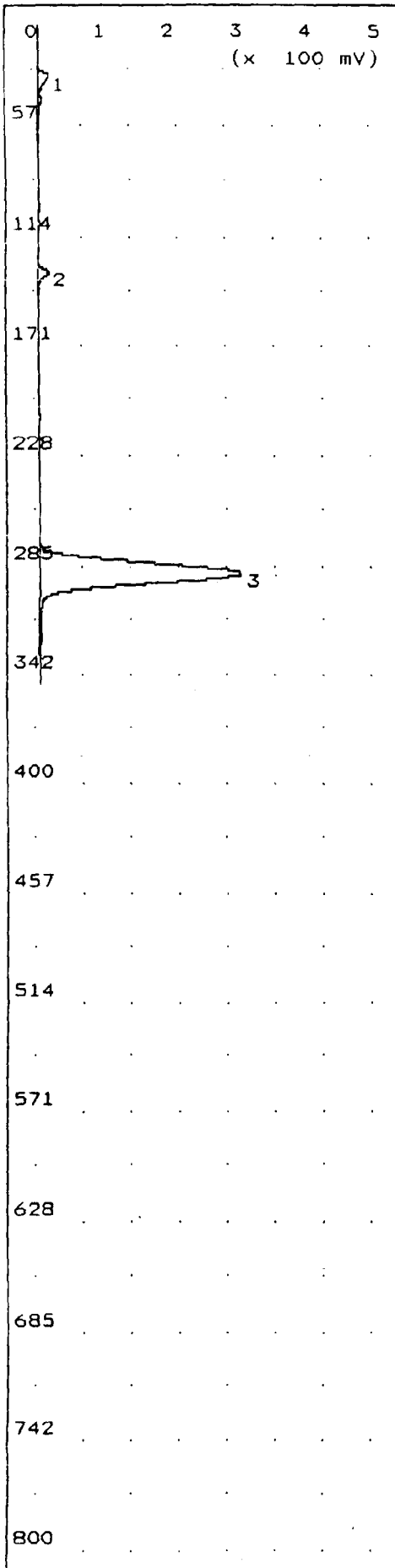
Slope Up 1.500 mV/Sec
 Slope Down 4.500 mV/Sec
 Min Area 5.000 mVSec
 Min Height 5.000 mV
 Analysis Delay 0.0 sec
 Window Percent 10.0 %
 Det Flow 5 ml/min
 B/F Flow 0 ml/min
 Aux Flow 0 ml/min
 Oven Temp 40 C
 Amb Temp 0 C
 Max Gain 2
 Analysis Time 800.0 sec

Peak Report

Pk	Compound Name	Area/Conc	R.T.
1	Unknown	103.6 mVS	29.2

Notes

Equipment Blank
 500 ul injection
 Grumman Plant 15
 John Burke



Time Printed: Oct 24, 94 19:31
 Sample Time: Oct 24, 94 16:47

Method

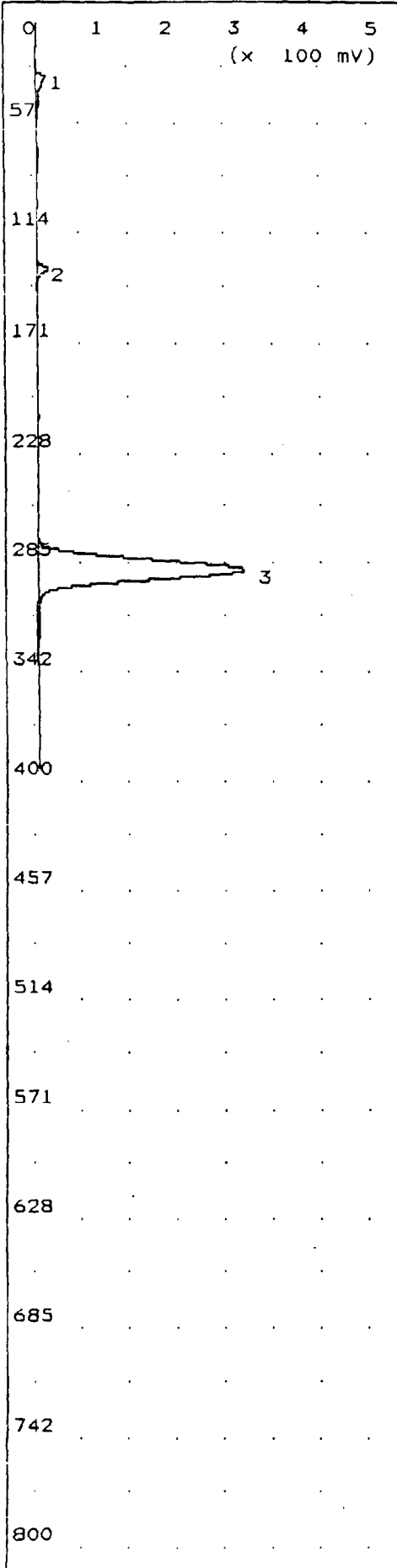
Slope Up 1.500 mV/Sec
 Slope Down 4.500 mV/Sec
 Min Area 5.000 mVSec
 Min Height 5.000 mV
 Analysis Delay 0.0 sec
 Window Percent 10.0 %
 Det Flow 5 ml/min
 B/F Flow 0 ml/min
 Aux Flow 0 ml/min
 Oven Temp 40 C
 Amb Temp 0 C
 Max Gain 2
 Analysis Time 800.0 sec

Peak Report

Pk	Compound Name	Area/Conc	R.T.
1	Unknown	153.8 mVS	26.6
2	Trichloroethene	297.8 PPB2	128.9
3	PCE	12.92 PPM2	285.6

Notes

SG-26
 300 ul injection
 Grumman Plant 15
 John Burke



Time Printed: Oct 24, 94 19:14
 Sample Time: Oct 24, 94 16:54

Method

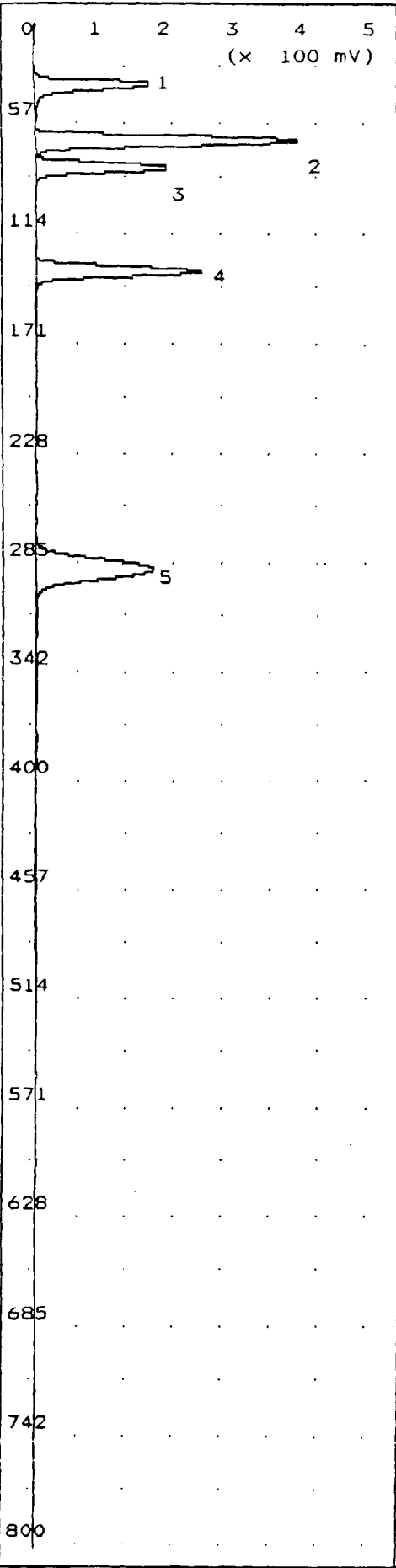
Slope Up 1.500 mV/Sec
 Slope Down 4.500 mV/Sec
 Min Area 5.000 mVSec
 Min Height 5.000 mV
 Analysis Delay 0.0 sec
 Window Percent 10.0 %
 Det Flow 5 ml/min
 B/F Flow 0 ml/min
 Aux Flow 0 ml/min
 Oven Temp 40 C
 Amb Temp 0 C
 Max Gain 2
 Analysis Time 800.0 sec

Peak Report

Pk	Compound Name	Area/Conc	R.T.
1	Unknown	154.5 mVS	29.1
2	Trichloroethene	300.6 PPB2	129.6
3	PCE	13.17 PPM2	285.8

Notes

SG-26 dup
 300 ul injection
 Grumman Plant 15
 John Burke



Time Printed: Oct 24, 94 19:15
 Sample Time: Oct 24, 94 17:01

Method

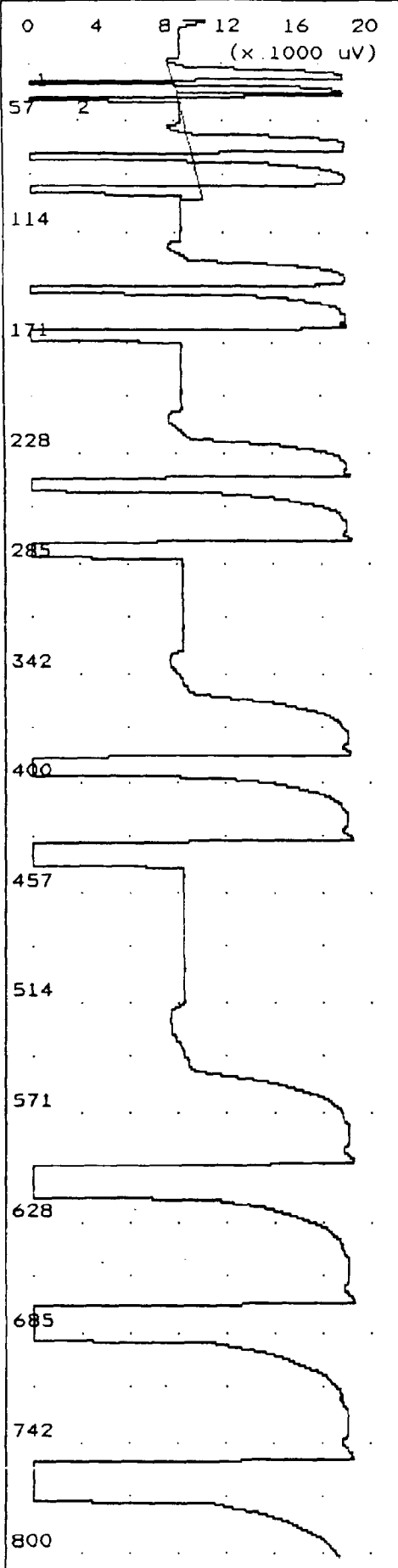
Slope Up 1.500 mV/Sec
 Slope Down 4.500 mV/Sec
 Min Area 5.000 mVSec
 Min Height 5.000 mV
 Analysis Delay 0.0 sec
 Window Percent 10.0 %
 Det Flow 5 ml/min
 B/F Flow 0 ml/min
 Aux Flow 0 ml/min
 Oven Temp 40 C
 Amb Temp 0 C
 Max Gain 2
 Analysis Time 800.0 sec

Peak Report

Pk	Compound Name	Area/Conc	R.T.
1	Unknown	1.089 VSec	33.2
2	trans-1,2-DCE	7.030 PPM2	62.2
3	cis-1,2-DCE	6.973 PPM2	76.0
4	Trichloroethene	6.741 PPM2	130.1
5	PCE	7.707 PPM2	285.6

Notes

Standard
 300 ul injection
 Grumman Plant 15
 John Burke



Time Printed: Oct 24, 94 19:30
 Sample Time: Oct 24, 94 17:28

Method

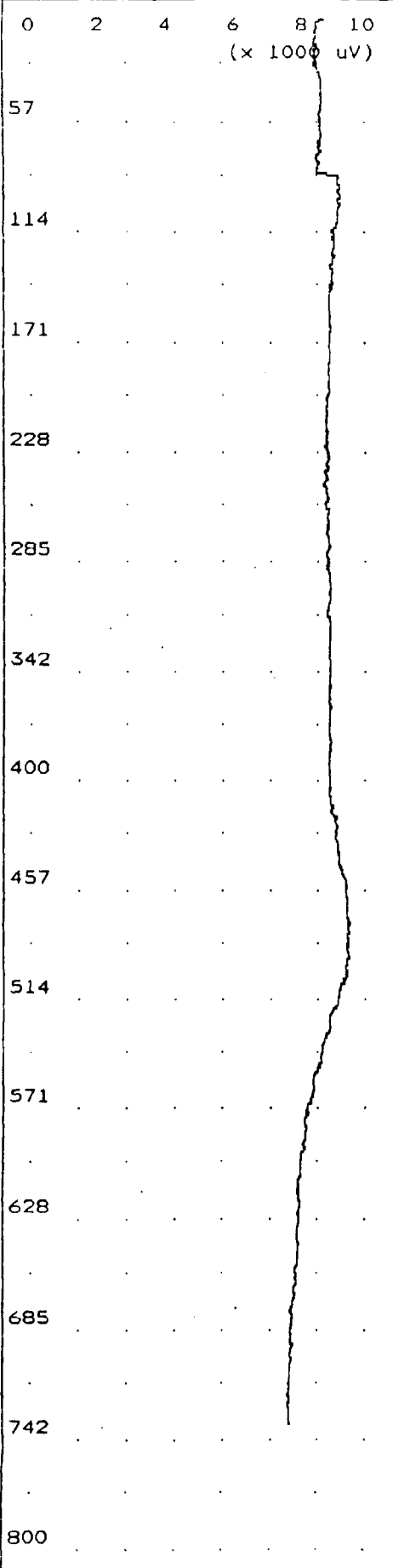
Slope Up 1.500 mV/Sec
 Slope Down 4.500 mV/Sec
 Min Area 5.000 mVSec
 Min Height 5.000 mV
 Analysis Delay 0.0 sec
 Window Percent 10.0 %
 Det Flow 5 ml/min
 B/F Flow 0 ml/min
 Aux Flow 0 ml/min
 Oven Temp 40 C
 Amb Temp 0 C
 Max Gain 2
 Analysis Time 800.0 sec

Peak Report

Pk	Compound Name	Area/Conc	R.T.
1	Unknown	116.3 mVS	33.0
2	Unknown	114.1 mVS	43.3

Notes

Syringe blank
 500 ul injection
 Grumman Plant 15
 John Burke



Time Printed: Oct 25, 94 20:06
 Sample Time: Oct 25, 94 08:04

Method

Slope Up 1.500 mV/Sec
 Slope Down 4.500 mV/Sec
 Min Area 5.000 mVSec
 Min Height 5.000 mV
 Analysis Delay 0.0 sec
 Window Percent 10.0 %
 Det Flow 5 ml/min
 B/F Flow 0 ml/min
 Aux Flow 0 ml/min
 Oven Temp 40 C
 Amb Temp 0 C
 Max Gain 2
 Analysis Time 800.0 sec


Peak Report

Pk	Compound Name	Area/Conc	R.T.
----	---------------	-----------	------

Notes

Baseline

Grumman Plant 15
 John Burke



Time Printed: Oct 25, 94 20:11
 Sample Time: Oct 25, 94 08:16

Method

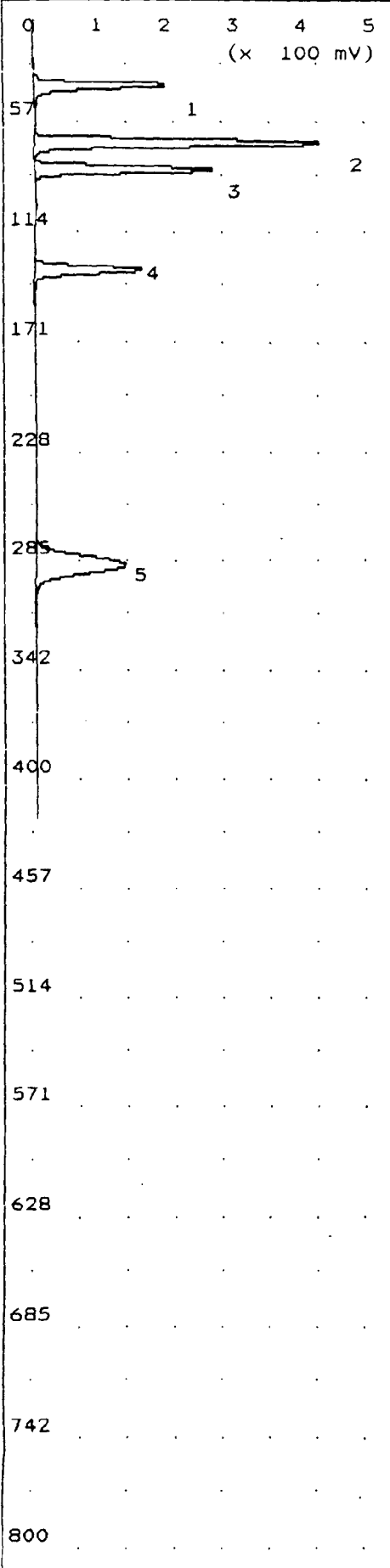
Slope Up 1.500 mV/Sec
 Slope Down 4.500 mV/Sec
 Min Area 5.000 mVSec
 Min Height 5.000 mV
 Analysis Delay 0.0 sec
 Window Percent 10.0 %
 Det Flow 5 ml/min
 B/F Flow 0 ml/min
 Aux Flow 0 ml/min
 Oven Temp 40 C
 Amb Temp 0 C
 Max Gain 2
 Analysis Time 800.0 sec

Peak Report

PK	Compound Name	Area/Conc	R.T.
1	Unknown	80.22 mVS	30.6

Notes

Syringe Blank
 500 ul injection
 Grumman Plant 15
 John Burke



Time Printed: Oct 25, 94 20:12
 Sample Time: Oct 25, 94 08:27

Method


Slope Up 1.500 mV/Sec
 Slope Down 4.500 mV/Sec
 Min Area 5.000 mVSec
 Min Height 5.000 mV
 Analysis Delay 0.0 sec
 Window Percent 10.0 %
 Det Flow 5 ml/min
 B/F Flow 0 ml/min
 Aux Flow 0 ml/min
 Oven Temp 40 C
 Amb Temp 0 C
 Max Gain 2
 Analysis Time 800.0 sec

Peak Report

Pk	Compound Name	Area/Conc	R.T.
1	Unknown	837.8 mVS	34.5
2	trans-1,2-DCE	5.800 ppm	63.9
3	cis-1,2-DCE	7.119 ppm	78.1
4	Trichloroethene	3.446 ppm	130.6
5	PCE	5.026 ppm	284.2

Notes

Standard
 300 ul injection
 Grumman Plant 15
 John Burke



Time Printed: Oct 25, 94 20:13
 Sample Time: Oct 25, 94 08:37

Method

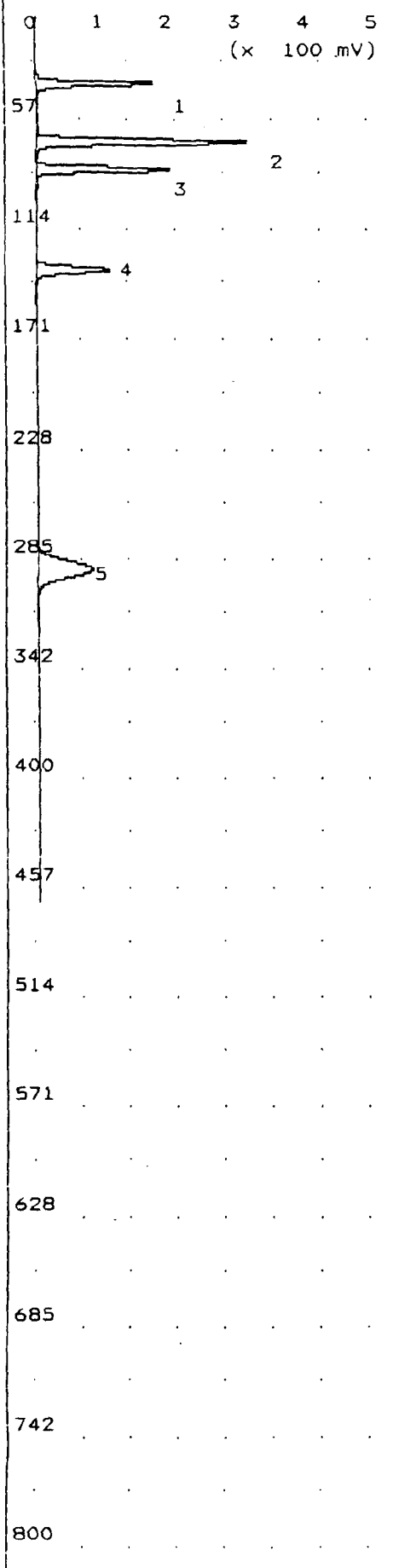
Slope Up 1.500 mV/Sec
 Slope Down 4.500 mV/Sec
 Min Area 5.000 mVSec
 Min Height 5.000 mV
 Analysis Delay 0.0 sec
 Window Percent 10.0 %
 Det Flow 5 ml/min
 B/F Flow 0 ml/min
 Aux Flow 0 ml/min
 Oven Temp 40 C
 Amb Temp 0 C
 Max Gain 2
 Analysis Time 800.0 sec

Peak Report

Pk	Compound Name	Area/Conc	R.T.
1	Unknown	12.92 mVS	31.7
2	Unknown	578.2 mVS	35.3
3	trans-1,2-DCE	3.199 ppm	64.9
4	cis-1,2-DCE	3.191 ppm	78.9
5	Trichloroethene	3.286 ppm	131.4
6	PCE	3.167 ppm	285.8

Notes

Standard
 300 ul injection
 Grumman Plant 15
 John Burke



Time Printed: Oct 25, 94 20:15
 Sample Time: Oct 25, 94 08:46

Method

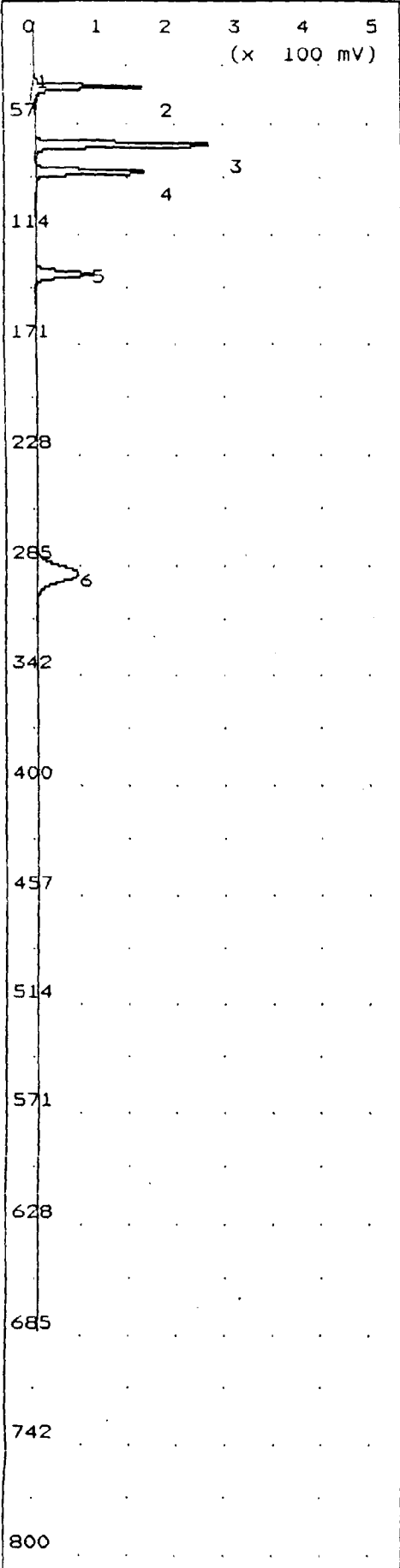
Slope Up 1.500 mV/Sec
 Slope Down 4.500 mV/Sec
 Min Area 5.000 mVSec
 Min Height 5.000 mV
 Analysis Delay 0.0 sec
 Window Percent 10.0 %
 Det Flow 5 ml/min
 B/F Flow 0 ml/min
 Aux Flow 0 ml/min
 Oven Temp 40 C
 Amb Temp 0 C
 Max Gain 2
 Analysis Time 800.0 sec

Peak Report

Pk	Compound Name	Area/Conc	R.T.
1	Unknown	548.9 mVS	35.4
2	trans-1,2-DCE	2.921 ppm	65.2
3	cis-1,2-DCE	2.883 ppm	79.3
4	Trichloroethene	3.061 ppm	132.1
5	PCE	2.964 ppm	287.2

Notes

Standard
 300 ul injection
 Grumman Plant 15
 John Burke



Time Printed: Oct 25, 94 20:16
 Sample Time: Oct 25, 94 08:54

Method

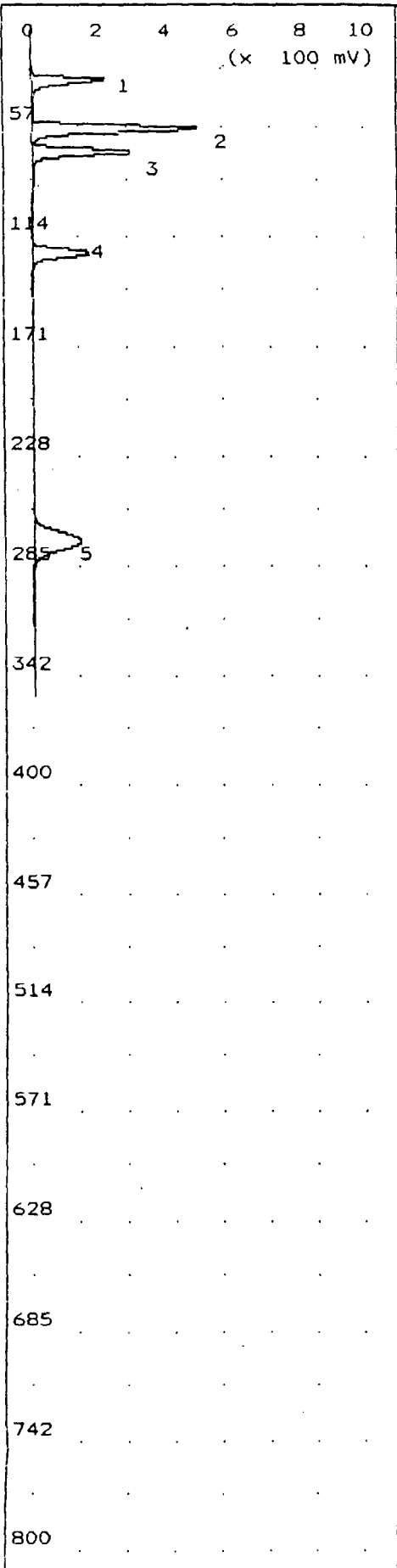
Slope Up 1.500 mV/Sec
 Slope Down 4.500 mV/Sec
 Min Area 5.000 mVSec
 Min Height 5.000 mV
 Analysis Delay 0.0 sec
 Window Percent 10.0 %
 Det Flow 5 ml/min
 B/F Flow 0 ml/min
 Aux Flow 0 ml/min
 Oven Temp 40 C
 Amb Temp 0 C
 Max Gain 2
 Analysis Time 800.0 sec

Peak Report

Pk	Compound Name	Area/Conc	R.T.
1	Unknown	11.45 mVS	31.5
2	Unknown	415.3 mVS	34.9
3	trans-1,2-DCE	2.211 ppm	64.1
4	cis-1,2-DCE	2.242 ppm	78.1
5	Trichloroethene	2.301 ppm	131.3
6	PCE	2.179 ppm	285.8

Notes

Standard
 300 ul injection
 Grumman Plant 15
 John Burke



Time Printed: Oct 25, 94 20:17
 Sample Time: Oct 25, 94 09:08

Method

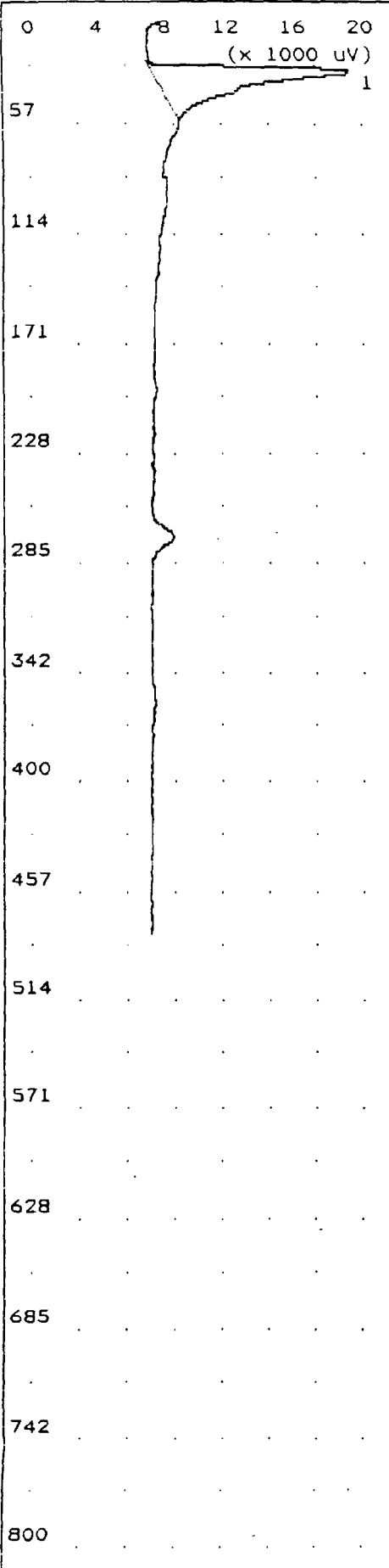
Slope Up 1.500 mV/Sec
 Slope Down 4.500 mV/Sec
 Min Area 5.000 mVSec
 Min Height 5.000 mV
 Analysis Delay 0.0 sec
 Window Percent 10.0 %
 Det Flow 5 ml/min
 B/F Flow 0 ml/min
 Aux Flow 0 ml/min
 Oven Temp 40 C
 Amb Temp 0 C
 Max Gain 2
 Analysis Time 800.0 sec

Peak Report

Pk	Compound Name	Area/Conc	R.T.
1	Unknown	928.9 mVS	29.0
2	Unknown	2.147 VSec	54.3
3	trans-1,2-DCE	3.764 ppm	66.5
4	Trichloroethene	5.801 ppm	119.0
5	PCE	5.581 ppm	268.8

Notes

Standard
 300 ul injection
 Grumman Plant 15
 John Burke



Time Printed: Oct 25, 94 20:19
 Sample Time: Oct 25, 94 09:16

Method

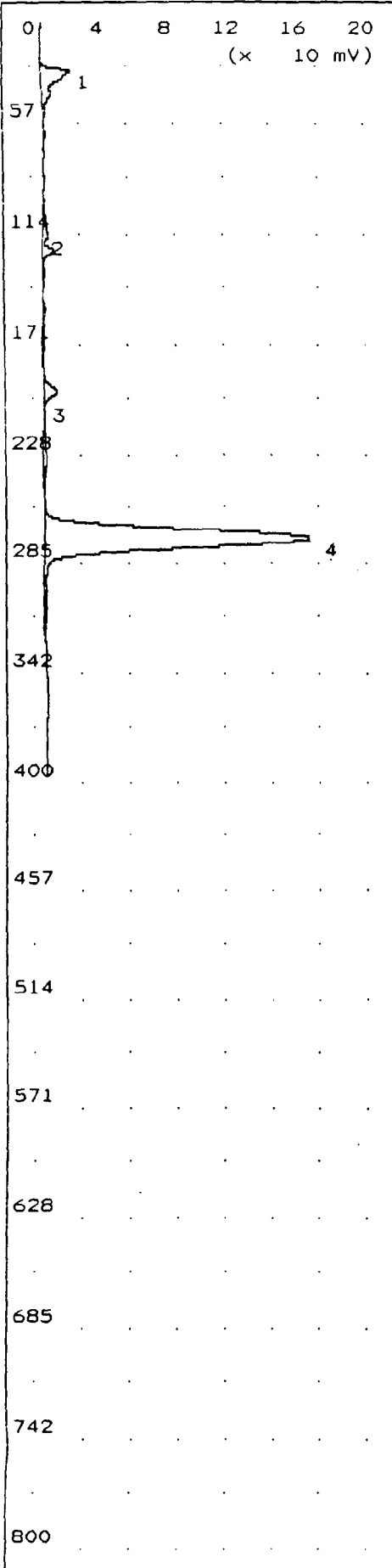
Slope Up 1.500 mV/Sec
 Slope Down 4.500 mV/Sec
 Min Area 5.000 mVSec
 Min Height 5.000 mV
 Analysis Delay 0.0 sec
 Window Percent 10.0 %
 Det Flow 5 ml/min
 B/F Flow 0 ml/min
 Aux Flow 0 ml/min
 Oven Temp 40 C
 Amb Temp 0 C
 Max Gain 2
 Analysis Time 800.0 sec

Peak Report

Pk	Compound Name	Area/Conc	R.T.
1	Unknown	129.1 mVS	26.8

Notes

Equipment Blank
 500 ul injection
 Grumman Plant 15
 John Burke

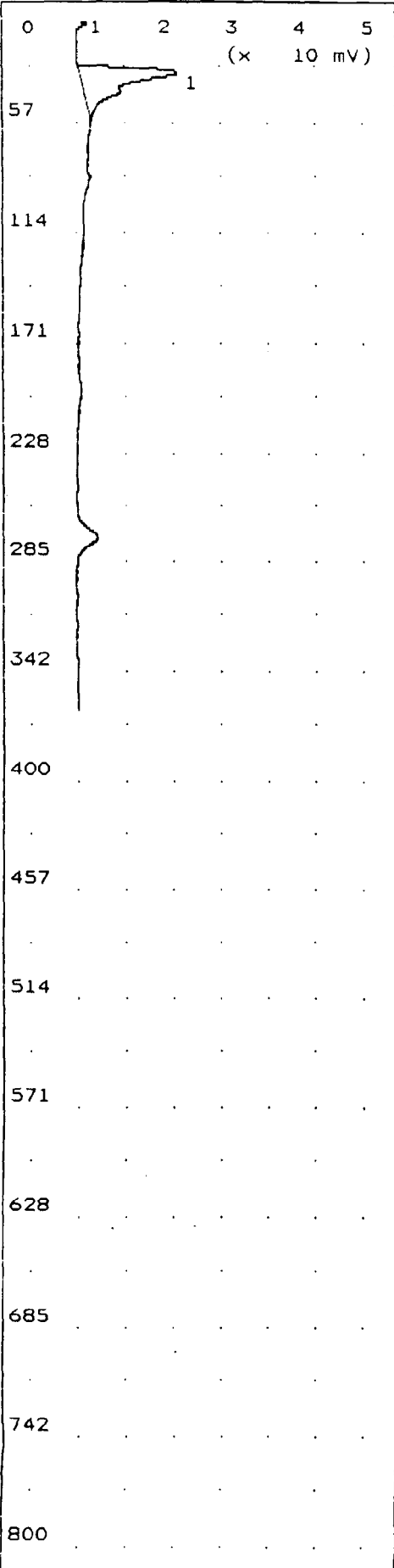


Time Printed: Oct 25, 94 20:20
 Sample Time: Oct 25, 94 09:31
 Method
 Slope Up 1.500 mV/Sec
 Slope Down 4.500 mV/Sec
 Min Area 5.000 mVSec
 Min Height 5.000 mV
 Analysis Delay 0.0 sec
 Window Percent 10.0 %
 Det Flow 5 ml/min
 B/F Flow 0 ml/min
 Aux Flow 0 ml/min
 Oven Temp 40 C
 Amb Temp 0 C
 Max Gain 2
 Analysis Time 800.0 sec

Peak Report

Pk	Compound Name	Area/Conc	R.T.
1	Unknown	165.0 mVS	26.5
2	Trichloroethene	438.8 PPB2	118.9
3	Unknown	73.05 mVS	191.2
4	PCE	6.251 PPM2	269.0

Notes
 SG-30
 300 ul injection
 Grumman Plant 15
 John Burke



Time Printed: Oct 25, 94 20:21
 Sample Time: Oct 25, 94 09:38
 Method

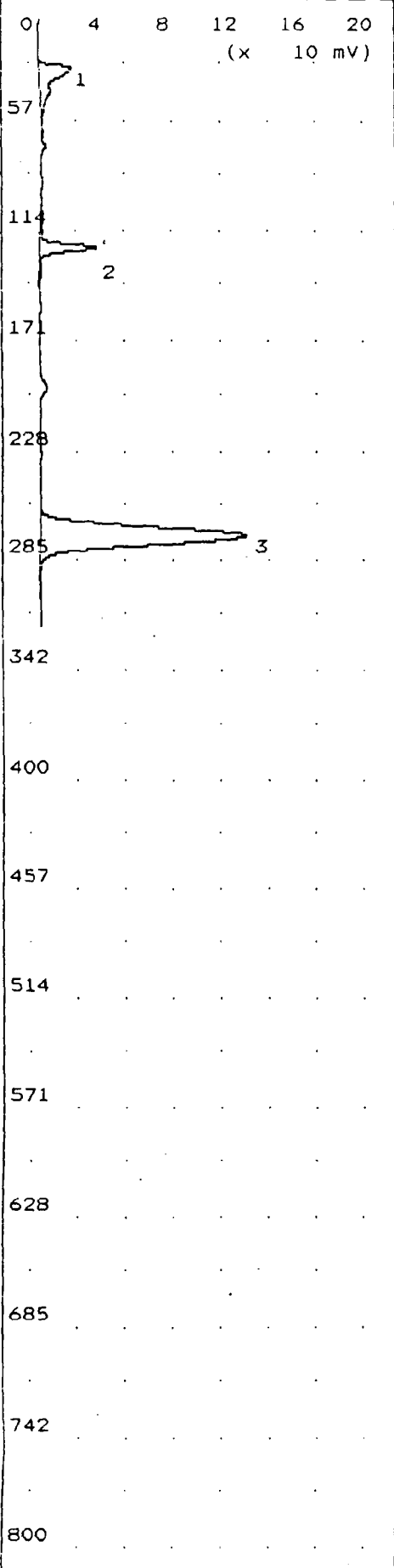
Slope Up	1.500	mV/Sec
Slope Down	4.500	mV/Sec
Min Area	5.000	mVSec
Min Height	5.000	mV
Analysis Delay	0.0	sec
Window Percent	10.0	%
Det Flow	5	ml/min
B/F Flow	0	ml/min
Aux Flow	0	ml/min
Oven Temp	40	C
Amb Temp	0	C
Max Gain	2	
Analysis Time	800.0	sec

Peak Report

Pk	Compound Name	Area/Conc	R.T.
1	Unknown	156.9 mVS	27.1

Notes

Equipment Blank
 500 ul injection
 Grumman Plant 15
 John Burke



Time Printed: Oct 25, 94 20:23
 Sample Time: Oct 25, 94 09:50

Method

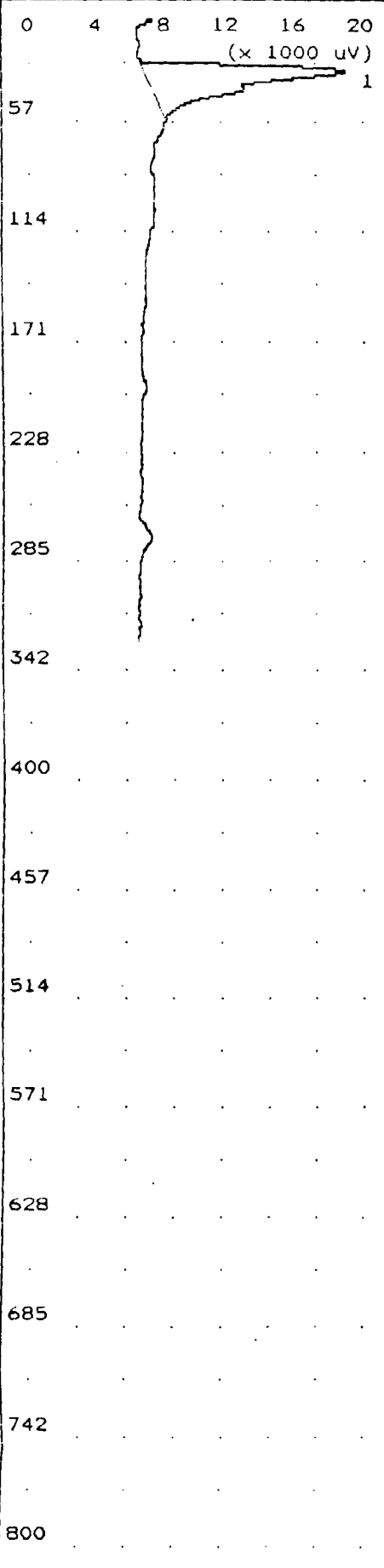
Slope Up 1.500 mV/Sec
 Slope Down 4.500 mV/Sec
 Min Area 5.000 mVSec
 Min Height 5.000 mV
 Analysis Delay 0.0 sec
 Window Percent 10.0 %
 Det Flow 5 ml/min
 B/F Flow 0 ml/min
 Aux Flow 0 ml/min
 Oven Temp 40 C
 Amb Temp 0 C
 Max Gain 2
 Analysis Time 800.0 sec

Peak Report

Pk	Compound Name	Area/Conc	R.T.
1	Unknown	205.1 mVS	26.5
2	Trichloroethene	1.060 PPM2	119.4
3	PCE	4.685 PPM2	269.3

Notes

SG-35
 300 ul injection
 Grumman Plant 15
 John Burke



Time Printed: Oct 25, 94 20:24
 Sample Time: Oct 25, 94 09:57

Method

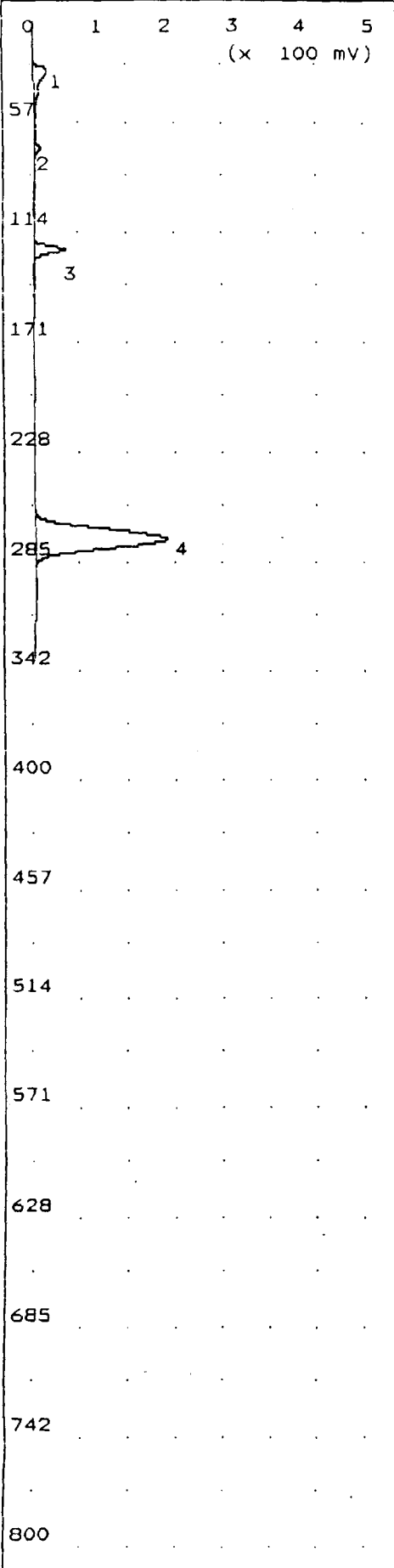
Slope Up 1.500 mV/Sec
 Slope Down 4.500 mV/Sec
 Min Area 5.000 mVSec
 Min Height 5.000 mV
 Analysis Delay 0.0 sec
 Window Percent 10.0 %
 Det Flow 5 ml/min
 B/F Flow 0 ml/min
 Aux Flow 0 ml/min
 Oven Temp 40 C
 Amb Temp 0 C
 Max Gain 2
 Analysis Time 800.0 sec

Peak Report

Pk	Compound Name	Area/Conc	R.T.
1	Unknown	144.6 mVS	27.6

Notes

Equipment Blank
 500 ul injection
 Grumman Plant 15
 John Burke



Time Printed: Oct 25, 94 20:25
 Sample Time: Oct 25, 94 10:08

Method


Slope Up 1.500 mV/Sec
 Slope Down 4.500 mV/Sec
 Min Area 5.000 mVSec
 Min Height 5.000 mV
 Analysis Delay 0.0 sec
 Window Percent 10.0 %
 Det Flow 5 ml/min
 B/F Flow 0 ml/min
 Aux Flow 0 ml/min
 Oven Temp 40 C
 Amb Temp 0 C
 Max Gain 2
 Analysis Time 800.0 sec

Peak Report

Pk	Compound Name	Area/Conc	R.T.
1	Unknown	242.3 mVS	26.4
2	cis-1,2-DCE	156.3 PPB2	66.4
3	Trichloroethene	1.352 PPM2	119.6
4	PCE	7.795 PPM2	269.8

Notes

SG-41
 300 ul injection
 Grumman Plant 15
 John Burke



Time Printed: Oct 25, 94 20:27
 Sample Time: Oct 25, 94 10:15
 Method

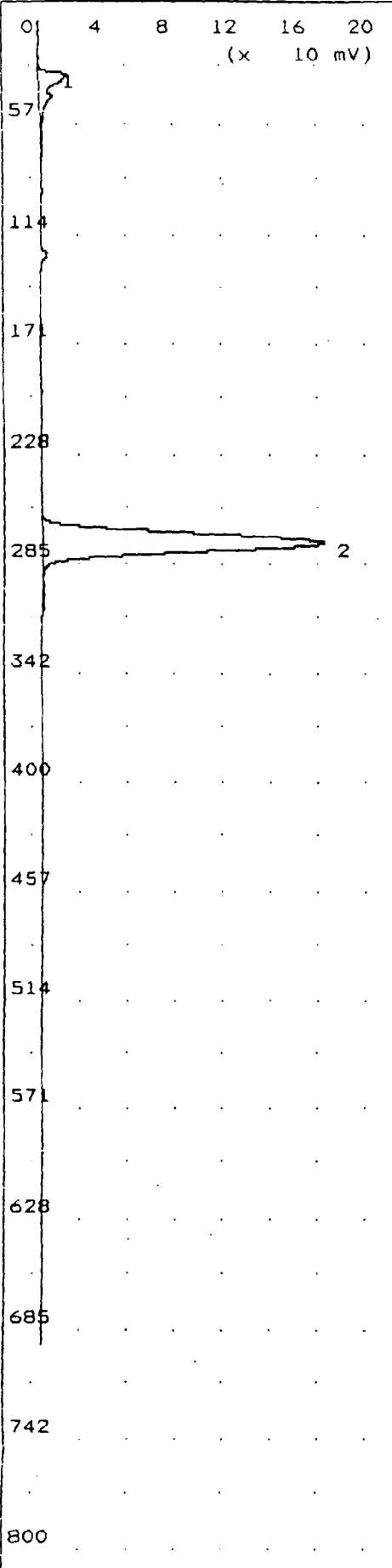
Slope Up	1.500	mV/Sec
Slope Down	4.500	mV/Sec
Min Area	5.000	mVSec
Min Height	5.000	mV
Analysis Delay	0.0	sec
Window Percent	10.0	%
Det Flow	5	ml/min
B/F Flow	0	ml/min
Aux Flow	0	ml/min
Oven Temp	40	C
Amb Temp	0	C
Max Gain	2	
Analysis Time	800.0	sec

Peak Report

PK	Compound Name	Area/Conc	R.T.
1	Unknown	152.4 mVS	27.5

Notes

Equipment Blank
 500 ul injection
 Grumman Plant 15
 John Burke



Time Printed: Oct 25, 94 20:28
Sample Time: Oct 25, 94 10:33

Method

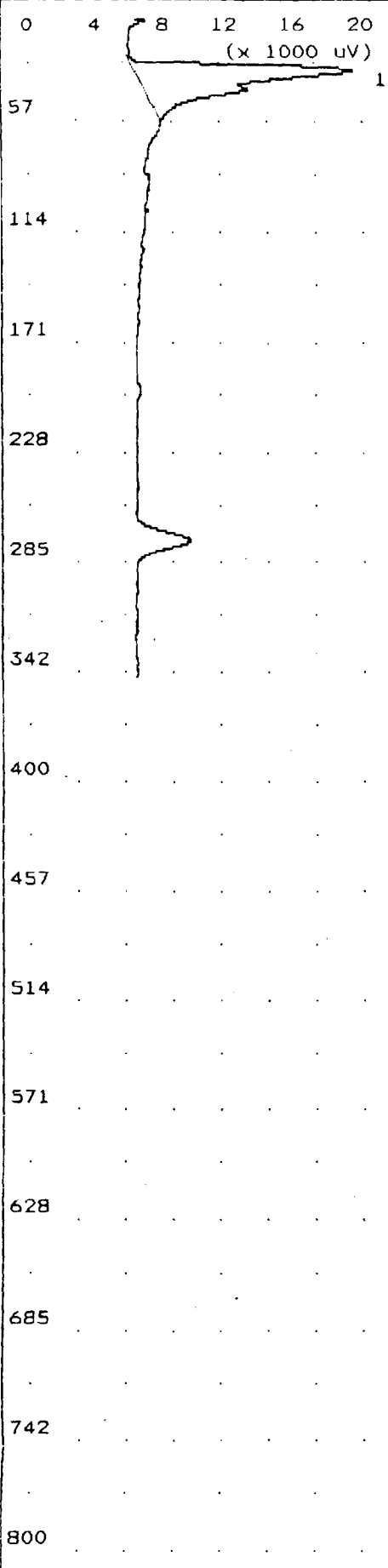
Slope Up 1.500 mV/Sec
Slope Down 4.500 mV/Sec
Min Area 5.000 mVSec
Min Height 5.000 mV
Analysis Delay 0.0 sec
Window Percent 10.0 %
Det Flow 5 ml/min
B/F Flow 0 ml/min
Aux Flow 0 ml/min
Oven Temp 40 C
Amb Temp 0 C
Max Gain 2
Analysis Time 800.0 sec

Peak Report

PK	Compound Name	Area/Conc	R.T.
1	Unknown	193.7 mVS	29.0
2	PCE	6.567 PPM2	270.9

Notes

SG-27
300 ul injection
Grumman Plant 15
John Burke

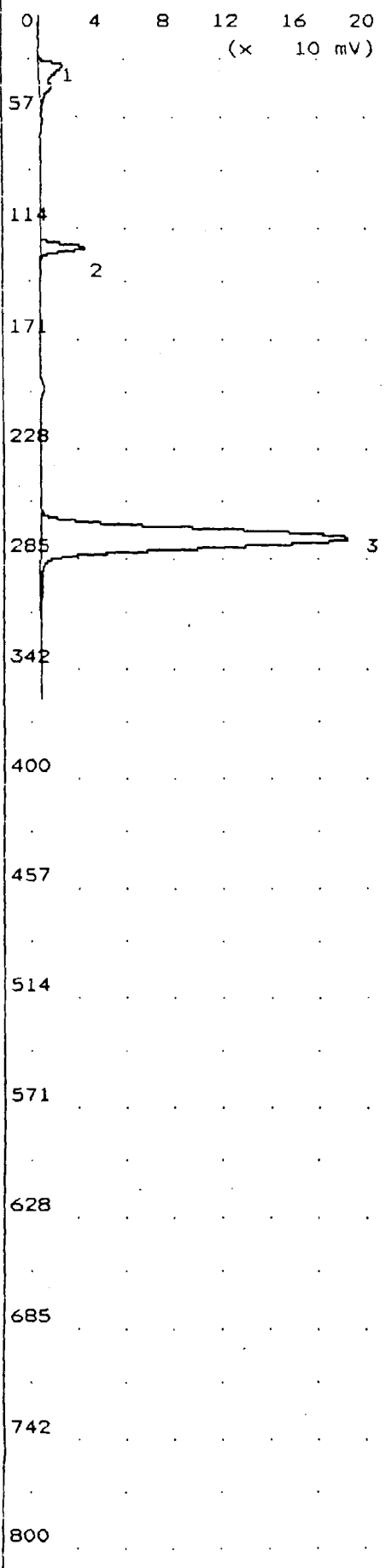


Time Printed: Oct 25, 94 20:30
 Sample Time: Oct 25, 94 10:45
 Method
 Slope Up 1.500 mV/Sec
 Slope Down 4.500 mV/Sec
 Min Area 5.000 mVSec
 Min Height 5.000 mV
 Analysis Delay 0.0 sec
 Window Percent 10.0 %
 Det Flow 5 ml/min
 B/F Flow 0 ml/min
 Aux Flow 0 ml/min
 Oven Temp 40 C
 Amb Temp 0 C
 Max Gain 2
 Analysis Time 800.0 sec

Peak Report

Pk	Compound Name	Area/Conc	R.T.
1	Unknown	156.4 mVS	27.7

Notes
 Equipment Blank
 500 ul injection
 Grumman Plant 15
 John Burke




Time Printed: Oct 25, 94 20:31
 Sample Time: Oct 25, 94 10:58
 Method
 Slope Up 1.500 mV/Sec
 Slope Down 4.500 mV/Sec
 Min Area 5.000 mVSec
 Min Height 5.000 mV
 Analysis Delay 0.0 sec
 Window Percent 10.0 %
 Det Flow 5 ml/min
 B/F Flow 0 ml/min
 Aux Flow 0 ml/min
 Oven Temp 40 C
 Amb Temp 0 C
 Max Gain 2
 Analysis Time 800.0 sec

Peak Report

Pk	Compound Name	Area/Conc	R.T.
1	Unknown	162.6 mVS	27.4
2	Trichloroethene	797.6 PPB2	120.4
3	PCE	7.232 PPM2	271.4

Notes
 SG-32
 300 ul injection
 Grumman Plant 15
 John Burke

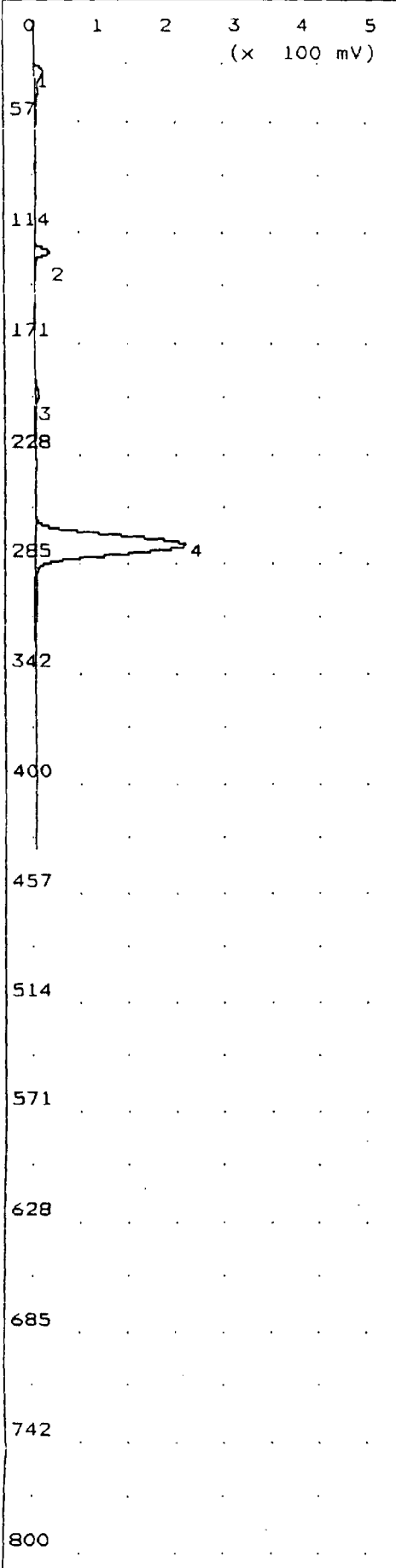


Time Printed: Oct 25, 94 20:32
 Sample Time: Oct 25, 94 11:05
 Method
 Slope Up 1.500 mV/Sec
 Slope Down 4.500 mV/Sec
 Min Area 5.000 mVSec
 Min Height 5.000 mV
 Analysis Delay 0.0 sec
 Window Percent 10.0 %
 Det Flow 5 ml/min
 B/F Flow 0 ml/min
 Aux Flow 0 ml/min
 Oven Temp 40 C
 Amb Temp 0 C
 Max Gain 2
 Analysis Time 800.0 sec

Peak Report

Pk	Compound Name	Area/Conc	R.T.
1	Unknown	141.1 mVS	27.9

Notes
 Equipment Blank
 500 ul injection
 Grumman Plant 15
 John Burke



Time Printed: Oct 25, 94 20:34
 Sample Time: Oct 25, 94 11:16

Method

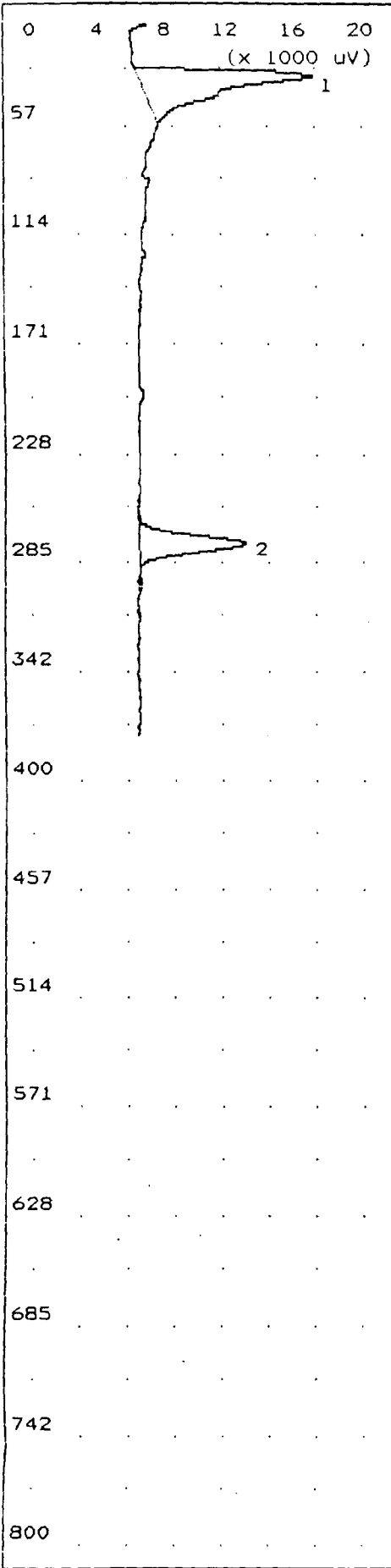
Slope Up 1.500 mV/Sec
 Slope Down 4.500 mV/Sec
 Min Area 5.000 mVSec
 Min Height 5.000 mV
 Analysis Delay 0.0 sec
 Window Percent 10.0 %
 Det Flow 5 ml/min
 B/F Flow 0 ml/min
 Aux Flow 0 ml/min
 Oven Temp 40 C
 Amb Temp 0 C
 Max Gain 2
 Analysis Time 800.0 sec

Peak Report

Pk	Compound Name	Area/Conc	R.T.
1	Unknown	137.2 mVS	27.4
2	Trichloroethene	695.7 PP82	120.5
3	Unknown	36.41 mVS	193.2
4	PCE	8.941 PPM2	272.2

Notes

SG-31
 300 ul injection
 Grumman Plant 15
 John Burke



Time Printed: Oct 25, 94 20:35
 Sample Time: Oct 25, 94 11:24

Method


Slope Up	1.500	mV/Sec
Slope Down	4.500	mV/Sec
Min Area	5.000	mVSec
Min Height	5.000	mV
Analysis Delay	0.0	sec
Window Percent	10.0	%
Det Flow	5	ml/min
B/F Flow	0	ml/min
Aux Flow	0	ml/min
Oven Temp	40	C
Amb Temp	0	C
Max Gain	2	
Analysis Time	800.0	sec

Peak Report

Pk	Compound Name	Area/Conc	R.T.
1	Unknown	122.4 mVS	27.4
2	PCE	239.0 PPB2	271.7

Notes

Equipment Blank
 500 ul injection
 Grumman Plant 15
 John Burke




Time Printed: Oct 25, 94 19:17
 Sample Time: Oct 25, 94 11:32
 Method
 Slope Up 1.500 mV/Sec
 Slope Down 4.500 mV/Sec
 Min Area 5.000 mVSec
 Min Height 5.000 mV
 Analysis Delay 0.0 sec
 Window Percent 10.0 %
 Det Flow 5 ml/min
 B/F Flow 0 ml/min
 Aux Flow 0 ml/min
 Oven Temp 40 C
 Amb Temp 0 C
 Max Gain 2
 Analysis Time 800.0 sec

Peak Report

Pk	Compound Name	Area/Conc	R.T.
1	Unknown	124.7 mVS	27.6

Notes
 Equipment Blank
 500 ul injection
 Grumman Plant 15
 John Burke

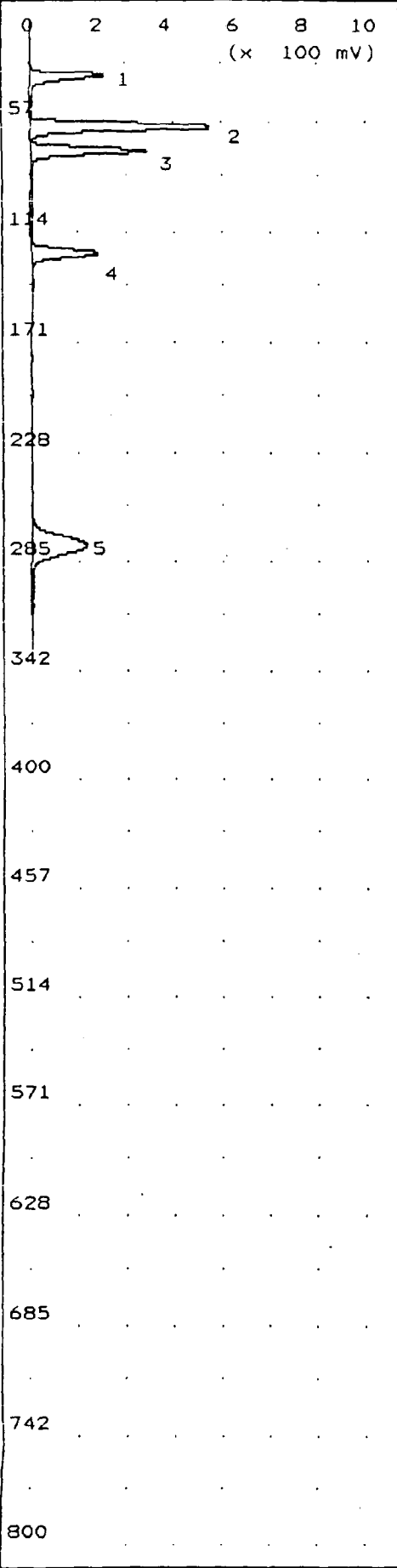


Time Printed: Oct 25, 94 20:36
 Sample Time: Oct 25, 94 11:48
 Method:
 Slope Up 1.500 mV/Sec
 Slope Down 4.500 mV/Sec
 Min Area 5.000 mVSec
 Min Height 5.000 mV
 Analysis Delay 0.0 sec
 Window Percent 10.0 %
 Det Flow 5 ml/min
 B/F Flow 0 ml/min
 Aux Flow 0 ml/min
 Oven Temp 40 C
 Amb Temp 0 C
 Max Gain 2
 Analysis Time 800.0 sec

Peak Report

Pk	Compound Name	Area/Conc	R.T.
1	Unknown	140.2 mVS	28.2
2	Trichloroethene	573.0 PPB2	121.7
3	PCE	1.077 PPM2	273.8

Notes
 SG-37
 300 ul injection
 Grumman Plant 15
 John Burke



Time Printed: Oct 25, 94 19:19
 Sample Time: Oct 25, 94 11:57

Method
 Slope Up 1.500 mV/Sec
 Slope Down 4.500 mV/Sec
 Min Area 5.000 mVSec
 Min Height 5.000 mV
 Analysis Delay 0.0 sec
 Window Percent 10.0 %
 Det Flow 5 ml/min
 B/F Flow 0 ml/min
 Aux Flow 0 ml/min
 Oven Temp 40 C
 Amb Temp 0 C
 Max Gain 2
 Analysis Time 800.0 sec


Peak Report

Pk	Compound Name	Area/Conc	R.T.
1	Unknown	966.8 mVS	29.9
2	trans-1,2-DCE	5.636 ppm	55.8
3	cis-1,2-DCE	5.451 ppm	68.4
4	Trichloroethene	6.753 ppm	121.7
5	PCE	6.352 ppm	273.3

Notes
 Standard
 500 ul injection
 Grumman Plant 15
 John Burke

Analysis # 24 was not saved.
This analysis was stopped before the
4 second mark due to a bad injection.

JB 11/7/94

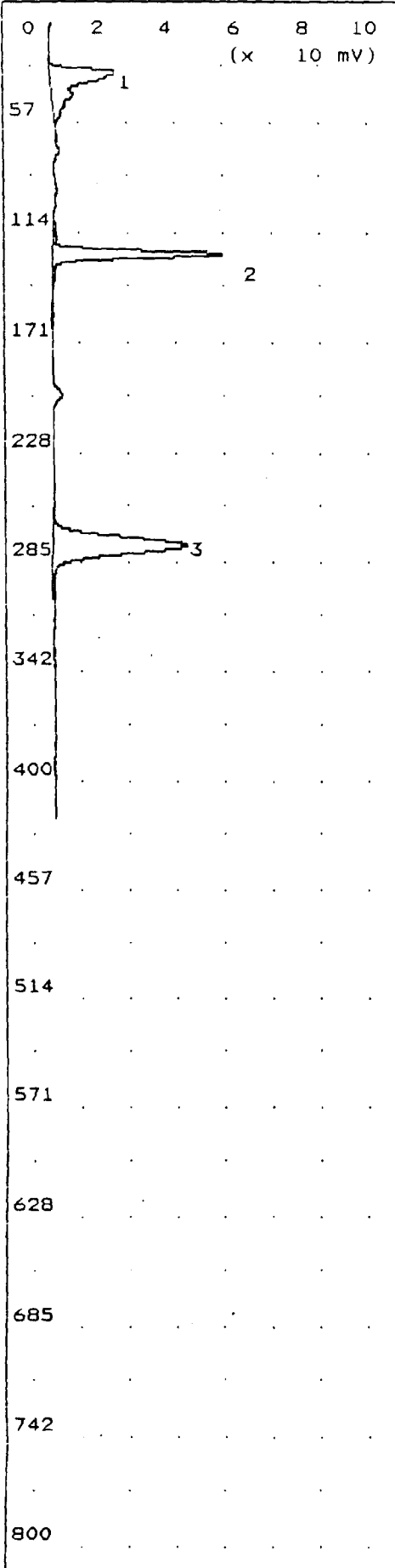


Time Printed: Oct 25, 94 20:40
 Sample Time: Oct 25, 94 12:03
 Method
 Slope Up 1.500 mV/Sec
 Slope Down 4.500 mV/Sec
 Min Area 5.000 mVSec
 Min Height 5.000 mV
 Analysis Delay 0.0 sec
 Window Percent 10.0 %
 Det Flow 5 ml/min
 B/F Flow 0 ml/min
 Aux Flow 0 ml/min
 Oven Temp 40 C
 Amb Temp 0 C
 Max Gain 2
 Analysis Time 800.0 sec

Peak Report

Pk	Compound Name	Area/Conc	R.T.
1	Unknown	132.3 mVS	28.8

Notes
 Equipment Blank
 500 ul injection
 Grumman Plant 15
 John Burke



Time Printed: Oct 25, 94 19:20
 Sample Time: Oct 25, 94 12:14

Method

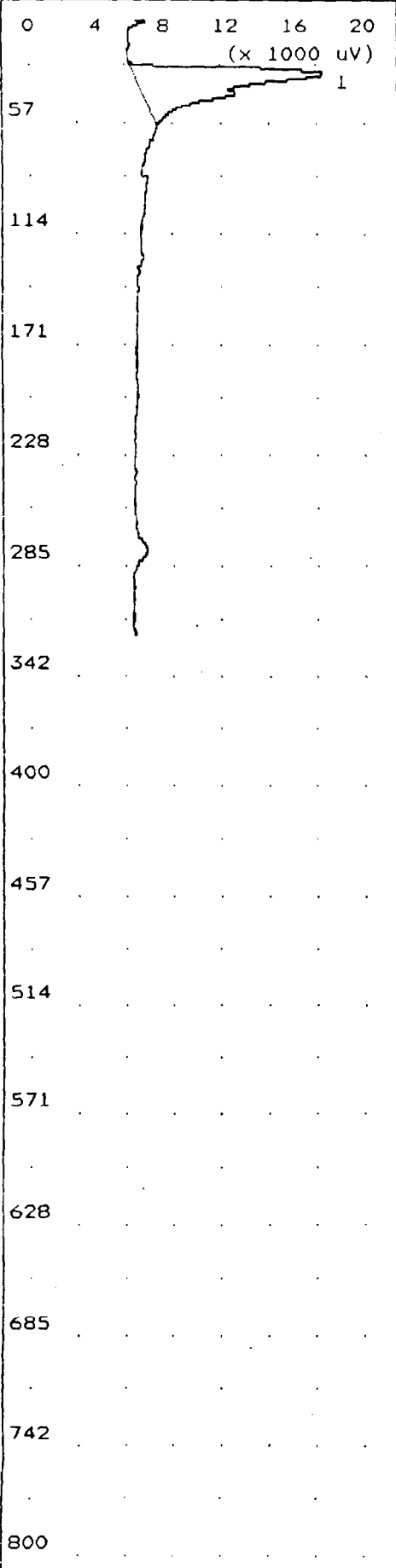
Slope Up 1.500 mV/Sec
 Slope Down 4.500 mV/Sec
 Min Area 5.000 mVSec
 Min Height 5.000 mV
 Analysis Delay 0.0 sec
 Window Percent 10.0 %
 Det Flow 5 ml/min
 B/F Flow 0 ml/min
 Aux Flow 0 ml/min
 Oven Temp 40 C
 Amb Temp 0 C
 Max Gain 2
 Analysis Time 800.0 sec

Peak Report

Pk	Compound Name	Area/Conc	R.T.
1	Unknown	222.3 mVS	26.6
2	Trichloroethene	1.610 PPM2	121.6
3	PCE	1.429 PPM2	272.8

Notes

SG-36
 300 ul injection
 Grumman Plant 15
 John Burke



Time Printed: Oct 25, 94 20:41
 Sample Time: Oct 25, 94 12:22
 Method

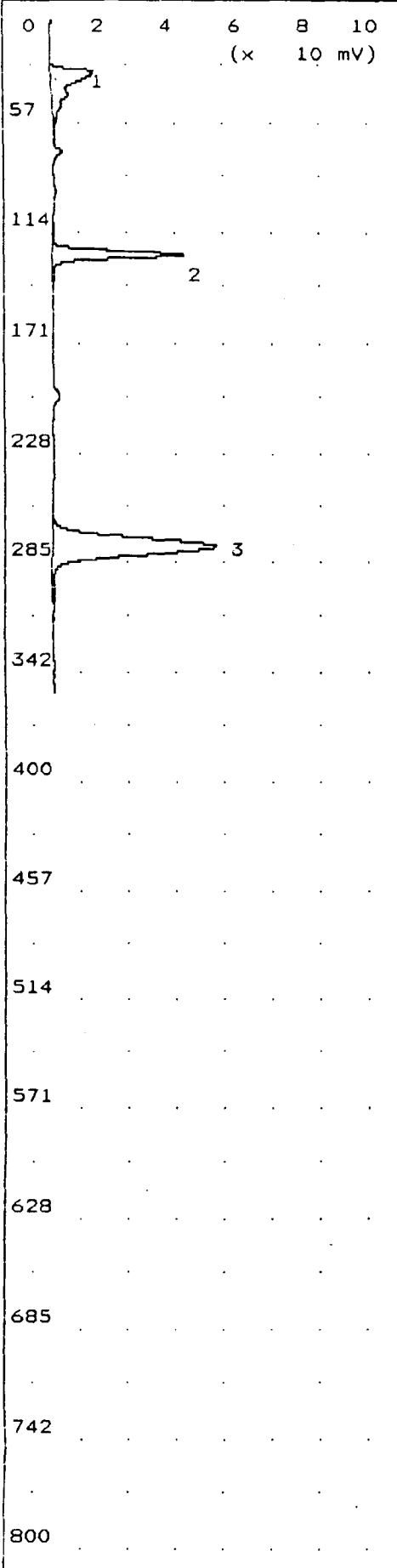
Slope Up	1.500	mV/Sec
Slope Down	4.500	mV/Sec
Min Area	5.000	mVSec
Min Height	5.000	mV
Analysis Delay	0.0	sec
Window Percent	10.0	%
Det Flow	5	ml/min
B/F Flow	0	ml/min
Aux Flow	0	ml/min
Oven Temp	40	C
Amb Temp	0	C
Max Gain	2	
Analysis Time	800.0	sec

Peak Report

Pk	Compound Name	Area/Conc	R.T.
1	Unknown	143.4 mVS	27.9

Notes

Equipment Blank
 500 ul injection
 Grumman Plant 15
 John Burke




Time Printed: Oct 25, 94 19:21
 Sample Time: Oct 25, 94 12:33
 Method
 Slope Up 1.500 mV/Sec
 Slope Down 4.500 mV/Sec
 Min Area 5.000 mVSec
 Min Height 5.000 mV
 Analysis Delay 0.0 sec
 Window Percent 10.0 %
 Det Flow 5 ml/min
 B/F Flow 0 ml/min
 Aux Flow 0 ml/min
 Oven Temp 40 C
 Amb Temp 0 C
 Max Gain 2
 Analysis Time 800.0 sec

Peak Report

Pk	Compound Name	Area/Conc	R.T.
1	Unknown	148.3 mVS	27.5
2	Trichloroethene	1.188 PPM2	121.7
3	PCE	1.756 PPM2	273.3

Notes
~~SG-43ment Blank~~
 300 ul injection
 Grumman Plant 15
 John Burke
JB 11/2/94



Time Printed: Oct 25, 94 20:42
 Sample Time: Oct 25, 94 12:40
 Method


Slope Up	1.500	mV/Sec
Slope Down	4.500	mV/Sec
Min Area	5.000	mVSec
Min Height	5.000	mV
Analysis Delay	0.0	sec
Window Percent	10.0	%
Det Flow	5	ml/min
B/F Flow	0	ml/min
Aux Flow	0	ml/min
Oven Temp	40	C
Amb Temp	0	C
Max Gain	2	
Analysis Time	800.0	sec

Peak Report

Pk	Compound Name	Area/Conc	R.T.
1	Unknown	141.9 mVS	28.5

Notes

Equipment Blank
 500 ul injection
 Grumman Plant 15
 John Burke



Time Printed: Oct 25, 94 19:23
 Sample Time: Oct 25, 94 12:53

Method


Slope Up 1.500 mV/Sec
 Slope Down 4.500 mV/Sec
 Min Area 5.000 mVSec
 Min Height 5.000 mV
 Analysis Delay 0.0 sec
 Window Percent 10.0 %
 Det Flow 5 ml/min
 B/F Flow 0 ml/min
 Aux Flow 0 ml/min
 Oven Temp 40 C
 Amb Temp 0 C
 Max Gain 2
 Analysis Time 800.0 sec

Peak Report

Pk	Compound Name	Area/Conc	R.T.
1	Unknown	271.8 mVS	26.9
2	cis-1,2-DCE	221.7 PP82	68.2
3	Trichloroethene	1.790 PPM2	122.1
4	PCE	1.132 PPM2	273.8

Notes

SG-42
 300 ul injection
 Grumman Plant 15
 John Burke

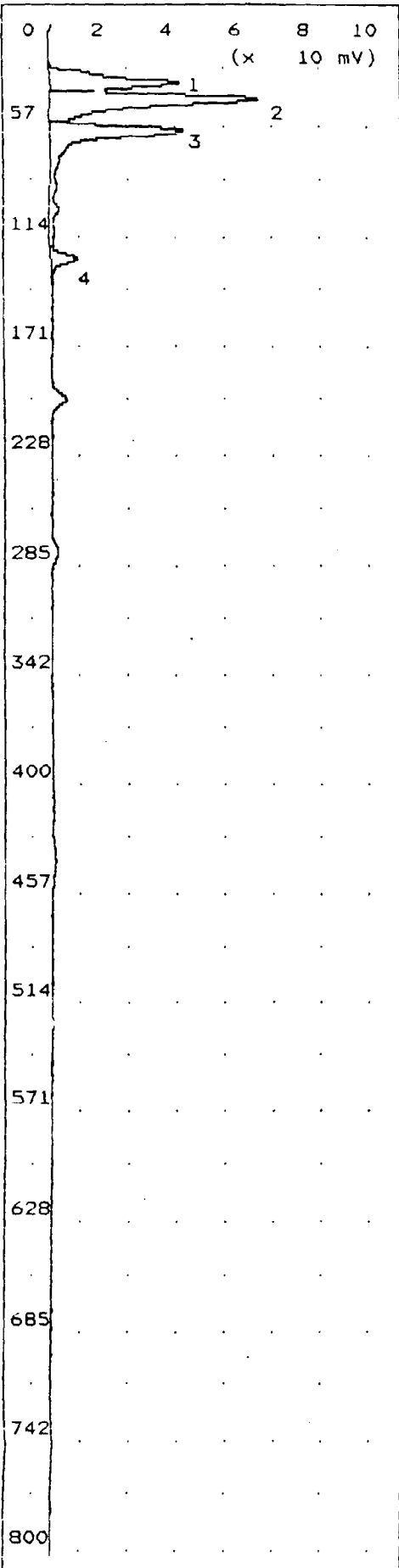


Time Printed: Oct 25, 94 20:44
 Sample Time: Oct 25, 94 13:00
 Method
 Slope Up 1.500 mV/Sec
 Slope Down 4.500 mV/Sec
 Min Area 5.000 mVSec
 Min Height 5.000 mV
 Analysis Delay 0.0 sec
 Window Percent 10.0 %
 Det Flow 5 ml/min
 B/F Flow 0 ml/min
 Aux Flow 0 ml/min
 Oven Temp 40 C
 Amb Temp 0 C
 Max Gain 2
 Analysis Time 800.0 sec

Peak Report

Pk	Compound Name	Area/Conc	R.T.
1	Unknown	454.4 mVS	27.4
2	cis-1,2-DCE	240.2 PP82	68.8
3	Trichloroethene	1.660 PPM2	122.6
4	PCE	1.113 PPM2	274.4

Notes
 SG-42 dup
 300 ul injection
 Grumman Plant 15
 John Burke



Time Printed: Oct 25, 94 19:24
 Sample Time: Oct 25, 94 13:23

Method

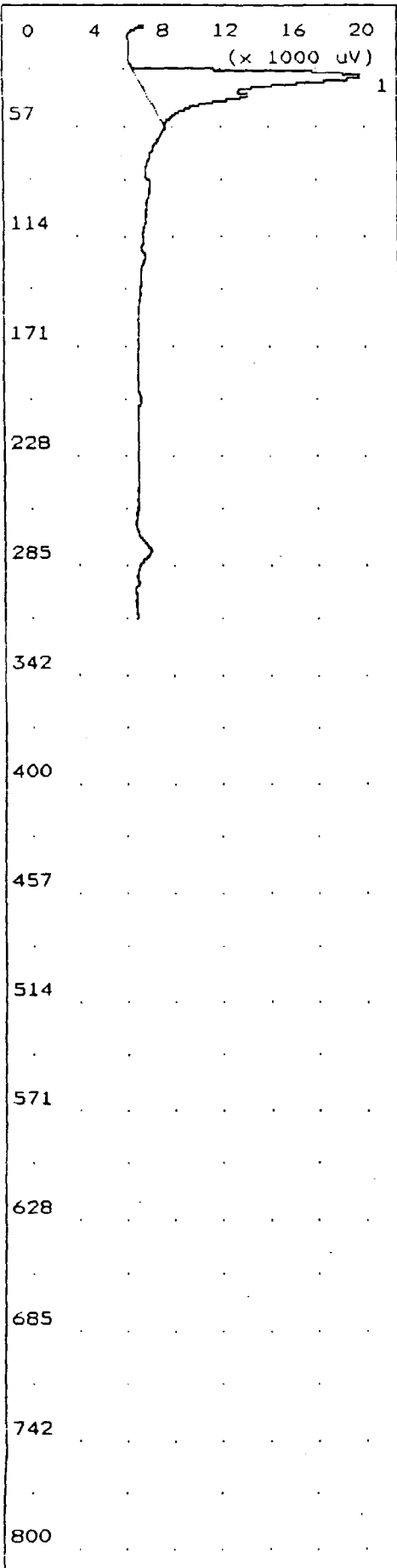
Slope Up 1.500 mV/Sec
 Slope Down 4.500 mV/Sec
 Min Area 5.000 mVSec
 Min Height 5.000 mV
 Analysis Delay 0.0 sec
 Window Percent 10.0 %
 Det Flow 5 ml/min
 B/F Flow 0 ml/min
 Aux Flow 0 ml/min
 Oven Temp 40 C
 Amb Temp 0 C
 Max Gain 2
 Analysis Time 800.0 sec

Peak Report

Pk	Compound Name	Area/Conc	R.T.
1	Unknown	257.1 mVS	31.2
2	Unknown	455.6 mVS	39.4
3	trans-1,2-DCE	817.4 PPB2	55.1
4	Trichloroethene	362.9 PPB2	122.1

Notes

Equipment Blank
 500 ul injection
 Grumman Plant 15
 John Burke



Time Printed: Oct 25, 94 19:12
 Sample Time: Oct 25, 94 13:47
 Method


Slope Up	1.500	mV/Sec
Slope Down	4.500	mV/Sec
Min Area	5.000	mVSec
Min Height	5.000	mV
Analysis Delay	0.0	sec
Window Percent	10.0	%
Det Flow	5	ml/min
B/F Flow	0	ml/min
Aux Flow	0	ml/min
Oven Temp	40	C
Amb Temp	0	C
Max Gain	2	
Analysis Time	800.0	sec

Peak Report

Pk	Compound Name	Area/Conc	R.T.
1	Unknown	156.0 mVS	27.6

Notes

Equipment Blank
 500 ul injection
 Grumman Plant 15
 John Burke



Time Printed: Oct 25, 94 19:25
 Sample Time: Oct 25, 94 13:59

Method


Slope Up 1.500 mV/Sec
 Slope Down 4.500 mV/Sec
 Min Area 5.000 mVSec
 Min Height 5.000 mV
 Analysis Delay 0.0 sec
 Window Percent 10.0 %
 Det Flow 5 ml/min
 B/F Flow 0 ml/min
 Aux Flow 0 ml/min
 Oven Temp 40 C
 Amb Temp 0 C
 Max Gain 2
 Analysis Time 800.0 sec

Peak Report

Pk	Compound Name	Area/Conc	R.T.
1	Unknown	147.8 mVS	27.8
2	Trichloroethene	744.7 PPB2	121.4
3	PCE	1.362 PPM2	272.5

Notes

SG-44
 300 ul injection
 Grumman Plant 15
 John Burke




Time Printed: Oct 25, 94 19:13
 Sample Time: Oct 25, 94 14:07
 Method

Slope Up	1.500	mV/Sec
Slope Down	4.500	mV/Sec
Min Area	5.000	mVSec
Min Height	5.000	mV
Analysis Delay	0.0	sec
Window Percent	10.0	%
Det Flow	5	ml/min
B/F Flow	0	ml/min
Aux Flow	0	ml/min
Oven Temp	40	C
Amb Temp	0	C
Max Gain	2	
Analysis Time	800.0	sec

Peak Report

Pk	Compound Name	Area/Conc	R.T.
1	Unknown	142.9 mVS	28.4

Notes
 Equipment Blank
 500 ul injection
 Grumman Plant 15
 John Burke

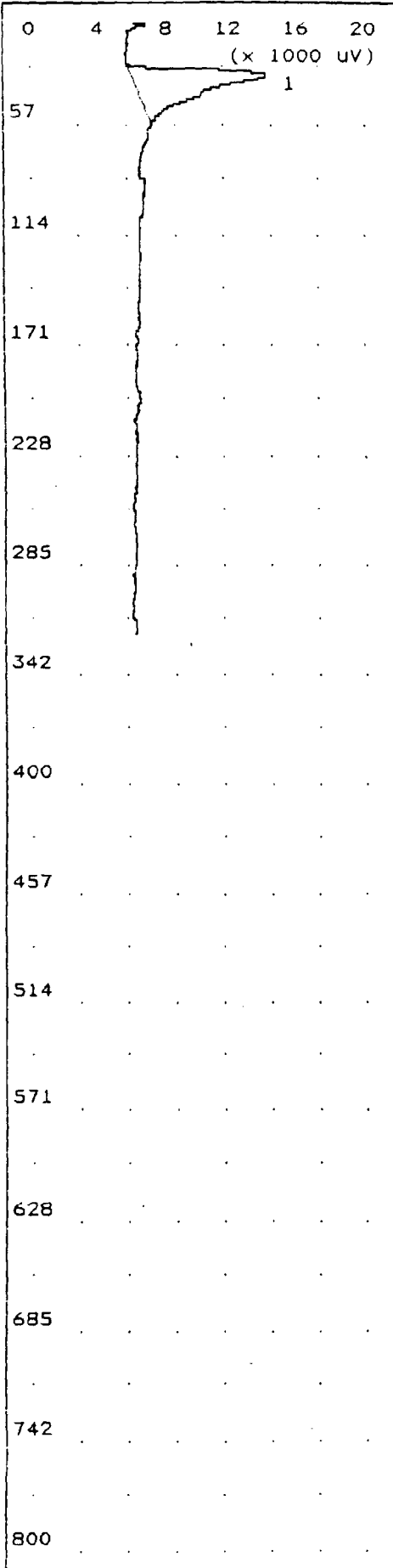


Time Printed: Oct 25, 94 19:27
 Sample Time: Oct 25, 94 14:19
 Method
 Slope Up 1.500 mV/Sec
 Slope Down 4.500 mV/Sec
 Min Area 5.000 mVSec
 Min Height 5.000 mV
 Analysis Delay 0.0 sec
 Window Percent 10.0 %
 Det Flow 5 ml/min
 B/F Flow 0 ml/min
 Aux Flow 0 ml/min
 Oven Temp 40 C
 Amb Temp 0 C
 Max Gain 2
 Analysis Time 800.0 sec

Peak Report

Pk	Compound Name	Area/Conc	R.T.
1	Unknown	138.9 mVS	28.0
2	Unknown	80.35 mVS	38.6
3	Trichloroethene	277.9 PPB2	121.8
4	PCE	997.1 PPB2	272.8

Notes
 SG-55
 300 ul injection
 Grumman Plant 15
 John Burke



Time Printed: Oct 25, 94 19:15
 Sample Time: Oct 25, 94 14:25
 Method


Slope Up	1.500	mV/Sec
Slope Down	4.500	mV/Sec
Min Area	5.000	mVSec
Min Height	5.000	mV
Analysis Delay	0.0	sec
Window Percent	10.0	%
Det Flow	5	ml/min
B/F Flow	0	ml/min
Aux Flow	0	ml/min
Oven Temp	40	C
Amb Temp	0	C
Max Gain	2	
Analysis Time	800.0	sec

Peak Report

Pk	Compound Name	Area/Conc	R.T.
1	Unknown	102.2 mVS	27.8

Notes

Equipment Blank
 500 ul injection
 Grumman Plant 15
 John Burke



Time Printed: Oct 25, 94 19:28
 Sample Time: Oct 25, 94 14:36

Method

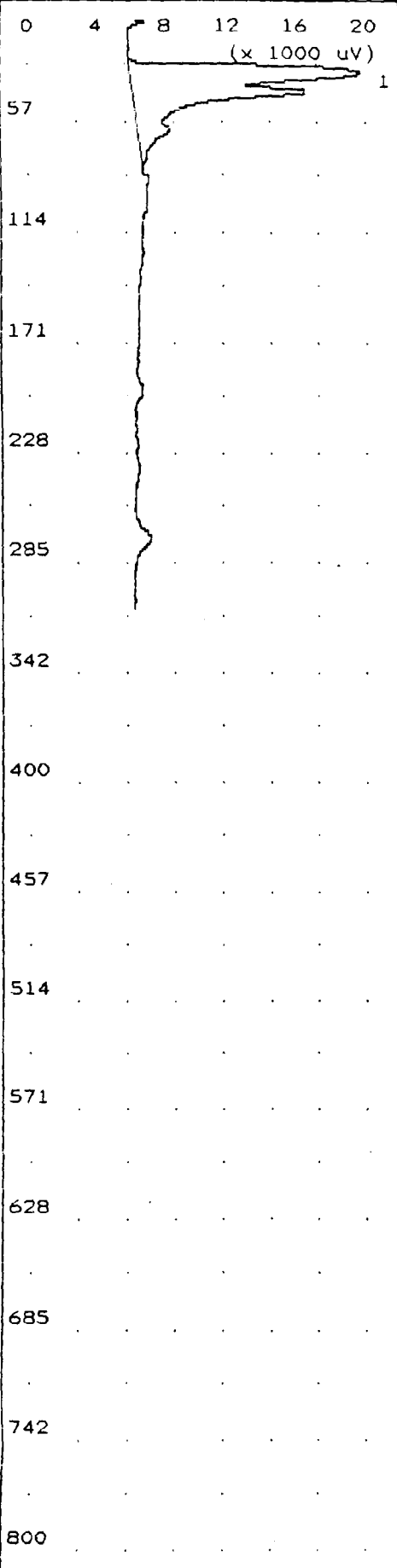
Slope Up 1.500 mV/Sec
 Slope Down 4.500 mV/Sec
 Min Area 5.000 mVSec
 Min Height 5.000 mV
 Analysis Delay 0.0 sec
 Window Percent 10.0 %
 Det Flow 5 ml/min
 B/F Flow 0 ml/min
 Aux Flow 0 ml/min
 Oven Temp 40 C
 Amb Temp 0 C
 Max Gain 2
 Analysis Time 800.0 sec

Peak Report

Pk	Compound Name	Area/Conc	R.T.
1	Unknown	315.5 mVS	28.6
2	Trichloroethene	747.3 PPB2	121.2
3	PCE	2.048 PPM2	271.4

Notes

SG-50
 300 ul injection
 Grumman Plant 15
 John Burke



Time Printed: Oct 25, 94 19:16
 Sample Time: Oct 25, 94 14:43

Method

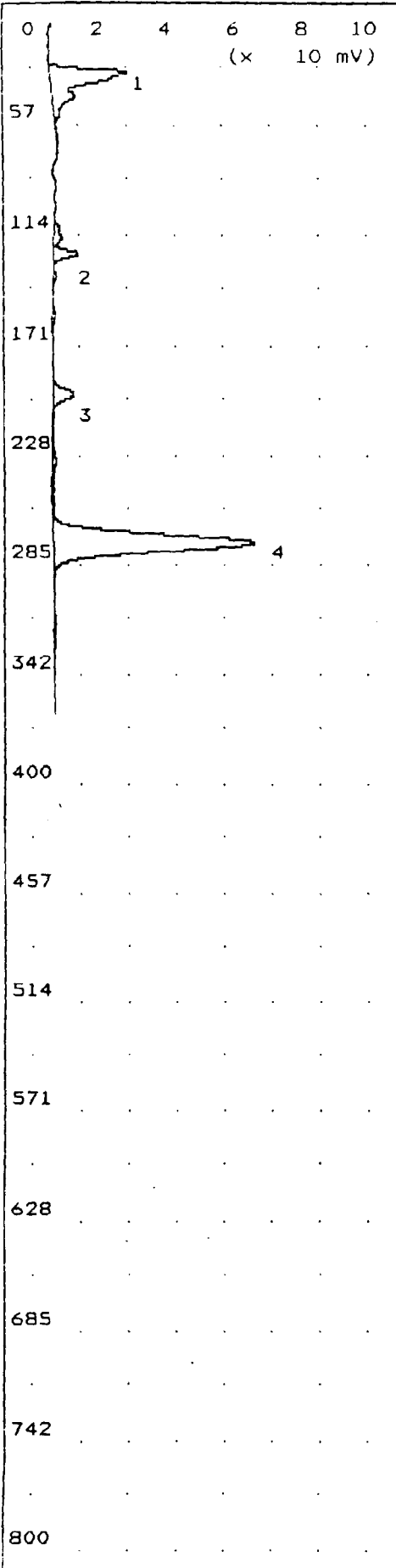
Slope Up 1.500 mV/Sec
 Slope Down 4.500 mV/Sec
 Min Area 5.000 mVSec
 Min Height 5.000 mV
 Analysis Delay 0.0 sec
 Window Percent 10.0 %
 Det Flow 5 ml/min
 B/F Flow 0 ml/min
 Aux Flow 0 ml/min
 Oven Temp 40 C
 Amb Temp 0 C
 Max Gain 2
 Analysis Time 800.0 sec

Peak Report

PK	Compound Name	Area/Conc	R.T.
1	Unknown	236.8 mVS	27.7

Notes

Equipment Blank
 500 ul injection
 Grumman Plant 15
 John Burke



Time Printed: Oct 25, 94 19:29
 Sample Time: Oct 25, 94 14:54

Method


Slope Up 1.500 mV/Sec
 Slope Down 4.500 mV/Sec
 Min Area 5.000 mVSec
 Min Height 5.000 mV
 Analysis Delay 0.0 sec
 Window Percent 10.0 %
 Det Flow 5 ml/min
 B/F Flow 0 ml/min
 Aux Flow 0 ml/min
 Oven Temp 40 C
 Amb Temp 0 C
 Max Gain 2
 Analysis Time 800.0 sec

Peak Report

Pk	Compound Name	Area/Conc	R.T.
1	Unknown	232.2 mVS	26.2
2	Trichloroethene	393.7 PPB2	120.0
3	Unknown	55.73 mVS	192.4
4	PCE	2.216 PPM2	270.4

Notes

SG-48
 300 ul injection
 Grumman Plant 15
 John Burke




Time Printed: Oct 25, 94 19:31
 Sample Time: Oct 25, 94 15:01

Method
 Slope Up 1.500 mV/Sec
 Slope Down 4.500 mV/Sec
 Min Area 5.000 mVSec
 Min Height 5.000 mV
 Analysis Delay 0.0 sec
 Window Percent 10.0 %
 Det Flow 5 ml/min
 B/F Flow 0 ml/min
 Aux Flow 0 ml/min
 Oven Temp 40 C
 Amb Temp 0 C
 Max Gain 2
 Analysis Time 800.0 sec

Peak Report

Pk	Compound Name	Area/Conc	R.T.
1	Unknown	97.02 mVS	27.1

Notes
 Equipment Blank
 500 ul injection
 Grumman Plant 15
 John Burke



Time Printed: Oct 25, 94 19:32
 Sample Time: Oct 25, 94 15:16
 Method
 Slope Up 1.500 mV/Sec
 Slope Down 4.500 mV/Sec
 Min Area 5.000 mVSec
 Min Height 5.000 mV
 Analysis Delay 0.0 sec
 Window Percent 10.0 %
 Det Flow 5 ml/min
 B/F Flow 0 ml/min
 Aux Flow 0 ml/min
 Oven Temp 40 C
 Amb Temp 0 C
 Max Gain 2
 Analysis Time 800.0 sec


Peak Report

PK	Compound Name	Area/Conc	R.T.
1	Unknown	380.0 mVS	27.4
2	PCE	2.225 PPM2	273.3

*vinyl chloride
3 ppm*

Notes

SG-47
 300 ul injection
 Grumman Plant 15
 John Burke




Time Printed: Oct 25, 94 19:34
 Sample Time: Oct 25, 94 15:39
 Method
 Slope Up 1.500 mV/Sec
 Slope Down 4.500 mV/Sec
 Min Area 5.000 mVSec
 Min Height 5.000 mV
 Analysis Delay 0.0 sec
 Window Percent 10.0 %
 Det Flow 5 ml/min
 B/F Flow 0 ml/min
 Aux Flow 0 ml/min
 Oven Temp 40 C
 Amb Temp 0 C
 Max Gain 2
 Analysis Time 800.0 sec

Peak Report

Pk	Compound Name	Area/Conc	R.T.
1	Unknown	101.3 mVS	27.9

Notes
 Equipment Blank
 500 ul injection
 Grumman Plant 15
 John Burke



Time Printed: Oct 25, 94 20:46
 Sample Time: Oct 25, 94 15:50

Method

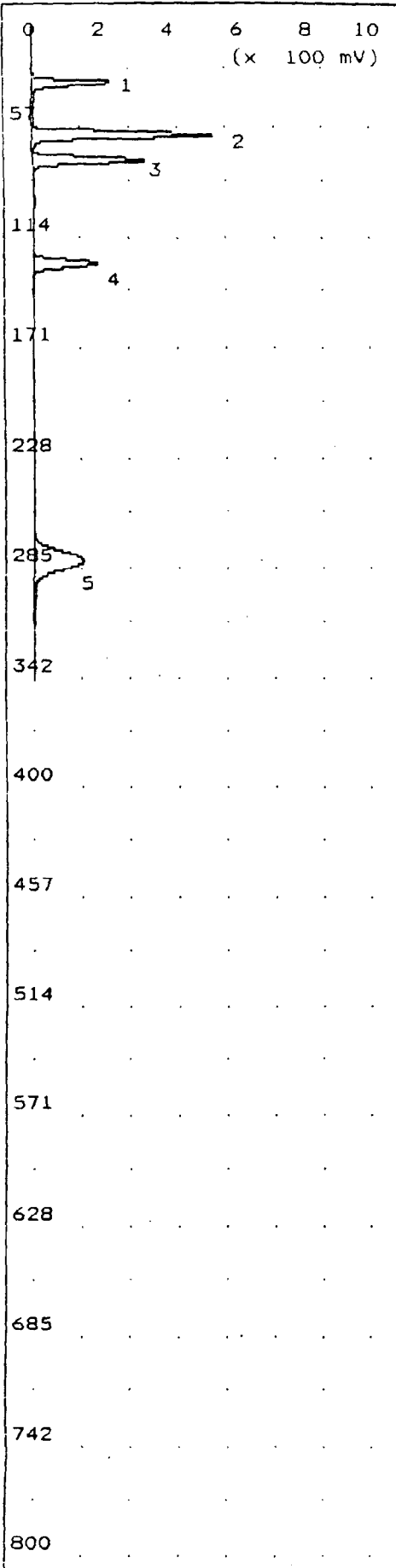
Slope Up 1.500 mV/Sec
 Slope Down 4.500 mV/Sec
 Min Area 5.000 mVSec
 Min Height 5.000 mV
 Analysis Delay 0.0 sec
 Window Percent 10.0 %
 Det Flow 5 ml/min
 B/F Flow 0 ml/min
 Aux Flow 0 ml/min
 Oven Temp 40 C
 Amb Temp 0 C
 Max Gain 2
 Analysis Time 800.0 sec

Peak Report

Pk	Compound Name	Area/Conc	R.T.
1	Unknown	329.8 mVS	27.0
2	Unknown	154.4 mVS	114.9
3	Unknown	103.5 mVS	197.2
4	PCE	265.5 PPB2	276.5

Notes

SG-54
 300 ul injection
 Grumman Plant 15
 John Burke



Time Printed: Oct 25, 94 19:35
 Sample Time: Oct 25, 94 15:56

Method

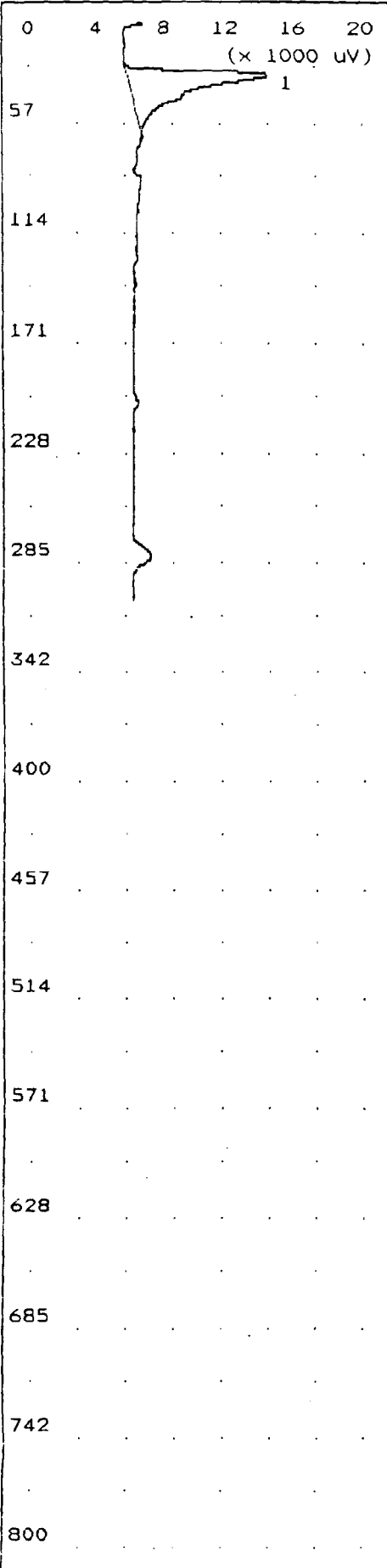
Slope Up 1.500 mV/Sec
 Slope Down 4.500 mV/Sec
 Min Area 5.000 mVSec
 Min Height 5.000 mV
 Analysis Delay 0.0 sec
 Window Percent 10.0 %
 Det Flow 5 ml/min
 B/F Flow 0 ml/min
 Aux Flow 0 ml/min
 Oven Temp 40 C
 Amb Temp 0 C
 Max Gain 2
 Analysis Time 800.0 sec

Peak Report

Pk	Compound Name	Area/Conc	R.T.
1	Unknown	857.5 mVS	30.9
2	trans-1,2-DCE	4.612 ppm	57.6
3	cis-1,2-DCE	4.483 ppm	70.6
4	Trichloroethene	5.909 ppm	124.1
5	PCE	5.543 ppm	277.8

Notes

Standard
 300 ul injection
 Grumman Plant 15
 John Burke

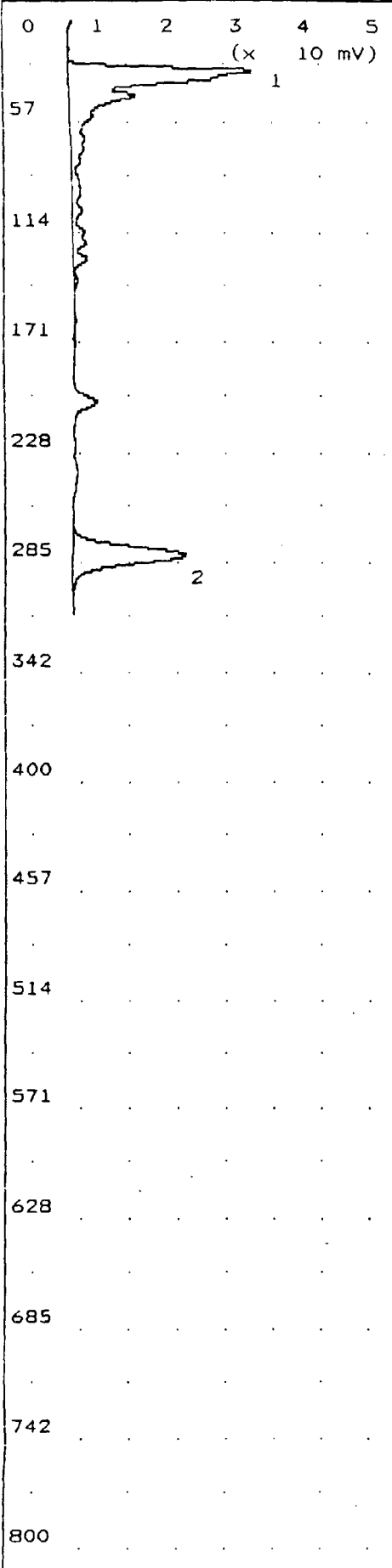


Time Printed: Oct 25, 94 20:45
 Sample Time: Oct 25, 94 16:03
 Method
 Slope Up 1.500 mV/Sec
 Slope Down 4.500 mV/Sec
 Min Area 5.000 mVSec
 Min Height 5.000 mV
 Analysis Delay 0.0 sec
 Window Percent 10.0 %
 Det Flow 5 ml/min
 B/F Flow 0 ml/min
 Aux Flow 0 ml/min
 Oven Temp 40 C
 Amb Temp 0 C
 Max Gain 2
 Analysis Time 800.0 sec

Peak Report

Pk	Compound Name	Area/Conc	R.T.
1	Unknown	98.13 mVS	28.1

Notes
 Equipment Blank
 500 ul injection
 Grumman Plant 15
 John Burke



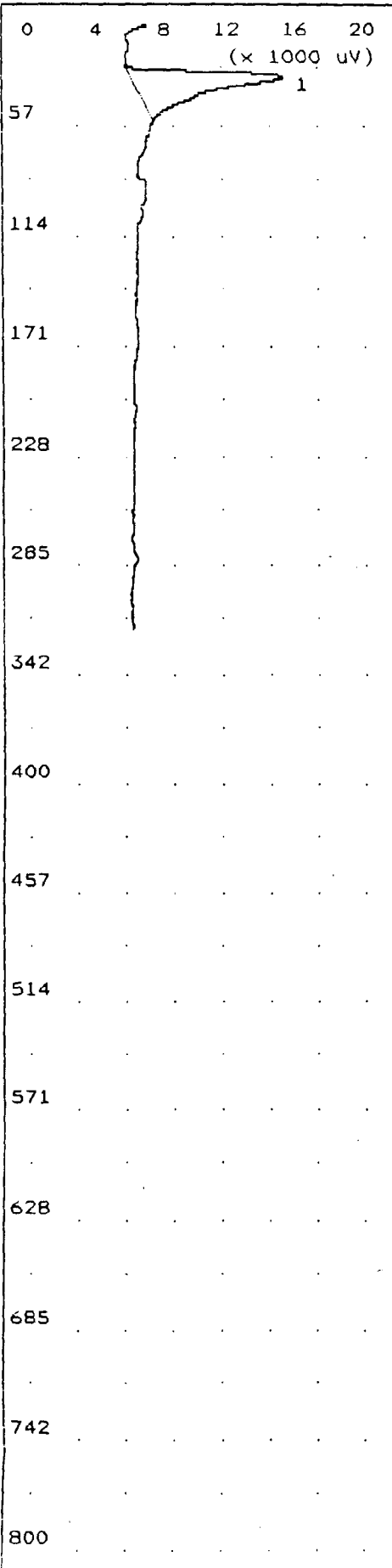
Time Printed: Oct 25, 94 19:36
 Sample Time: Oct 25, 94 16:13
 Method
 Slope Up 1.500 mV/Sec
 Slope Down 4.500 mV/Sec
 Min Area 5.000 mVSec
 Min Height 5.000 mV
 Analysis Delay 0.0 sec
 Window Percent 10.0 %
 Det Flow 5 ml/min
 B/F Flow 0 ml/min
 Aux Flow 0 ml/min
 Oven Temp 40 C
 Amb. Temp 0 C
 Max Gain 2
 Analysis Time 800.0 sec

Peak Report

Pk	Compound Name	Area/Conc	R.T.
1	Unknown	433.0 mVS	27.0
2	PCE	608.5 PPB2	277.8

Notes

SG-55
 300 ul injection
 Grumman Plant 15
 John Burke



Time Printed: Oct 25, 94 19:55
 Sample Time: Oct 25, 94 16:19
 Method


Slope Up	1.500	mV/Sec
Slope Down	4.500	mV/Sec
Min Area	5.000	mVSec
Min Height	5.000	mV
Analysis Delay	0.0	sec
Window Percent	10.0	%
Det Flow	5	ml/min
B/F Flow	0	ml/min
Aux Flow	0	ml/min
Oven Temp	40	C
Amb Temp	0	C
Max Gain	2	
Analysis Time	800.0	sec

Peak Report

Pk	Compound Name	Area/Conc	R.T.
1	Unknown	101.5 mVS	28.3

Notes

Equipment Blank
 500 ul injection
 Grumman Plant 15
 John Burke



Time Printed: Oct 25, 94 19:38
 Sample Time: Oct 25, 94 16:30

Method

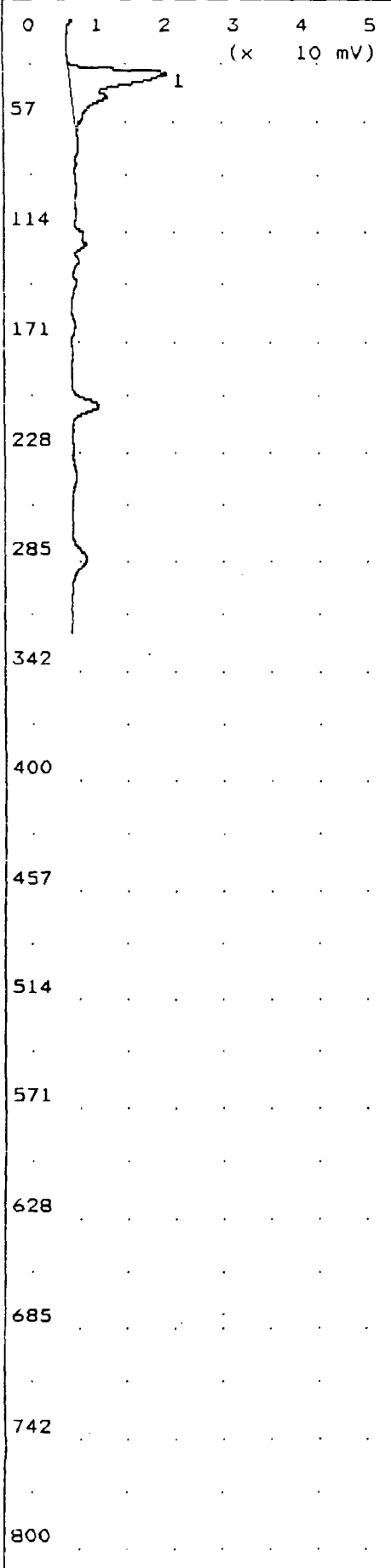
Slope Up 1.500 mV/Sec
 Slope Down 4.500 mV/Sec
 Min Area 5.000 mVSec
 Min Height 5.000 mV
 Analysis Delay 0.0 sec
 Window Percent 10.0 %
 Det Flow 5 ml/min
 B/F Flow 0 ml/min
 Aux Flow 0 ml/min
 Oven Temp 40 C
 Amb Temp 0 C
 Max Gain 2
 Analysis Time 800.0 sec

Peak Report

Pk	Compound Name	Area/Conc	R.T.
1	Unknown	216.6 mVS	27.8

Notes

SG-61
 300 ul injection
 Grumman Plant 15
 John Burke

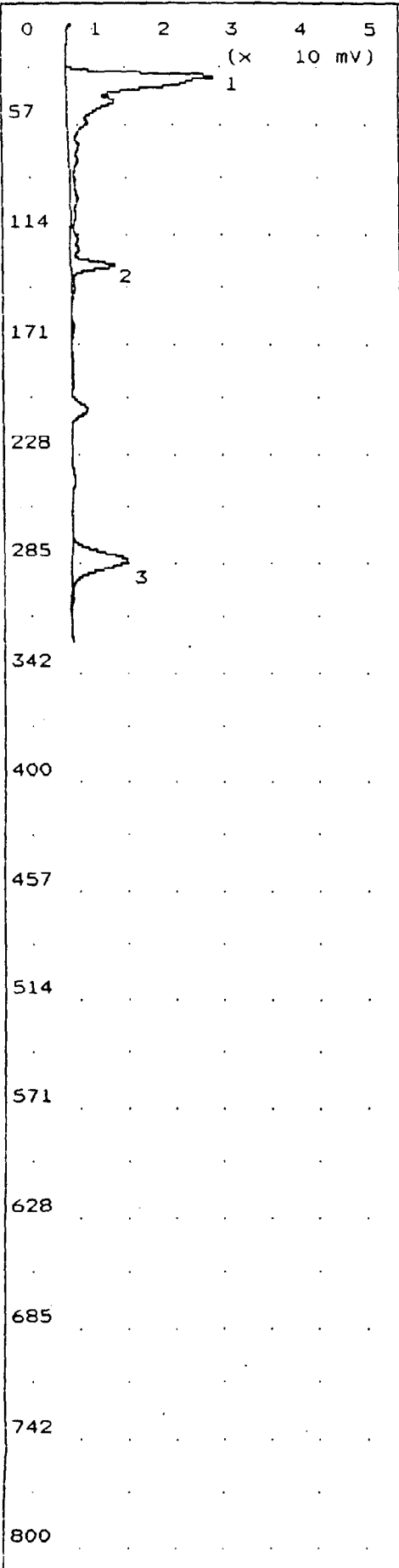


Time Printed: Oct 25, 94 19:54
 Sample Time: Oct 25, 94 16:40
 Method
 Slope Up 1.500 mV/Sec
 Slope Down 4.500 mV/Sec
 Min Area 5.000 mVSec
 Min Height 5.000 mV
 Analysis Delay 0.0 sec
 Window Percent 10.0 %
 Det Flow 5 ml/min
 B/F Flow 0 ml/min
 Aux Flow 0 ml/min
 Oven Temp 40 C
 Amb Temp 0 C
 Max Gain 2
 Analysis Time 800.0 sec

Peak Report

Pk	Compound Name	Area/Conc	R.T.
1	Unknown	171.2 mVS	28.3

Notes
 SG-62
 300 ul injection
 Grumman Plant 15
 John Burke




Time Printed: Oct 25, 94 19:41
 Sample Time: Oct 25, 94 16:51
 Method
 Slope Up 1.500 mV/Sec
 Slope Down 4.500 mV/Sec
 Min Area 5.000 mVSec
 Min Height 5.000 mV
 Analysis Delay 0.0 sec
 Window Percent 10.0 %
 Det Flow 5 ml/min
 B/F Flow 0 ml/min
 Aux Flow 0 ml/min
 Oven Temp 40 C
 Amb Temp 0 C
 Max Gain 2
 Analysis Time 800.0 sec

Peak Report

Pk	Compound Name	Area/Conc	R.T.
1	Unknown	315.8 mVS	28.2
2	Trichloroethene	357.5 PPB2	126.6
3	PCE	303.6 PPB2	280.8

Notes

SG-49
 300 ul injection
 Grumman Plant 15
 John Burke




Time Printed: Oct 25, 94 19:53
 Sample Time: Oct 25, 94 16:57
 Method
 Slope Up 1.500 mV/Sec
 Slope Down 4.500 mV/Sec
 Min Area 5.000 mVSec
 Min Height 5.000 mV
 Analysis Delay 0.0 sec
 Window Percent 10.0 %
 Det Flow 5 ml/min
 B/F Flow 0 ml/min
 Aux Flow 0 ml/min
 Oven Temp 40 C
 Amb Temp 0 C
 Max Gain 2
 Analysis Time 800.0 sec

Peak Report

Pk	Compound Name	Area/Conc	R.T.
1	Unknown	392.2 mVS	26.8
2	Trichloroethene	379.2 PPB2	122.1
3	PCE	291.1 PPB2	276.2

Notes

SG-49 dup
 300 ul injection
 Grumman Plant 15
 John Burke



Time Printed: Oct 25, 94 19:42
 Sample Time: Oct 25, 94 17:04
 Method


Slope Up	1.500	mV/Sec
Slope Down	4.500	mV/Sec
Min Area	5.000	mVSec
Min Height	5.000	mV
Analysis Delay	0.0	sec
Window Percent	10.0	%
Det Flow	5	ml/min
B/F Flow	0	ml/min
Aux Flow	0	ml/min
Oven Temp	40	C
Amb Temp	0	C
Max Gain	2	
Analysis Time	800.0	sec

Peak Report

Pk	Compound Name	Area/Conc	R.T.
1	Unknown	121.4 mVS	27.4

Notes

Equipment Blank
 500 ul injection
 Grumman Plant 15
 John Burke

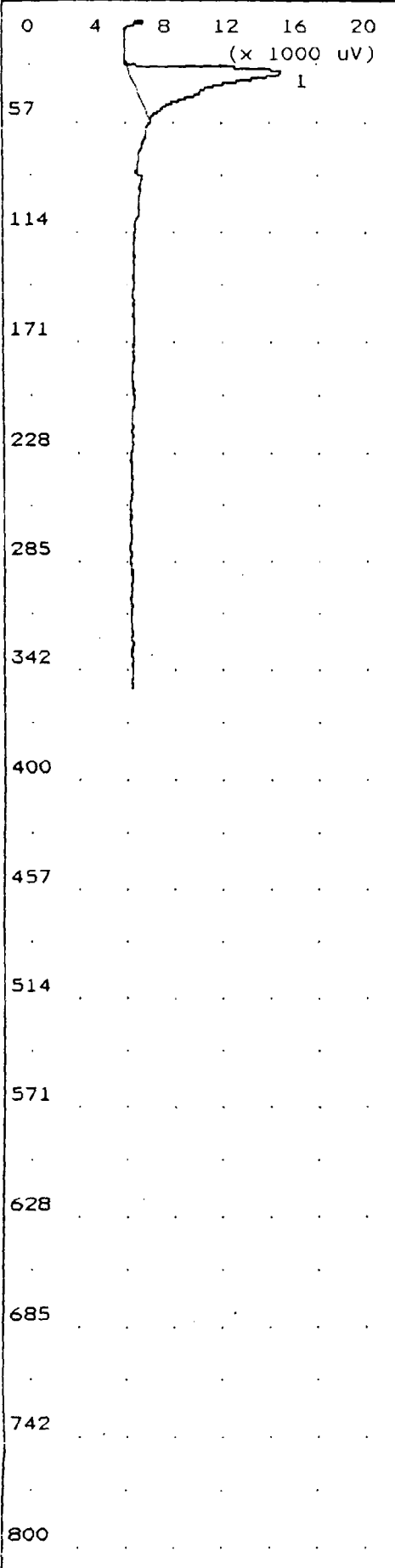


Time Printed: Oct 25, 94 19:51
 Sample Time: Oct 25, 94 17:16
 Method
 Slope Up 1.500 mV/Sec
 Slope Down 4.500 mV/Sec
 Min Area 5.000 mVSec
 Min Height 5.000 mV
 Analysis Delay 0.0 sec
 Window Percent 10.0 %
 Det Flow 5 ml/min
 B/F Flow 0 ml/min
 Aux Flow 0 ml/min
 Oven Temp 40 C
 Amb Temp 0 C
 Max Gain 2
 Analysis Time 800.0 sec

Peak Report

Pk	Compound Name	Area/Conc	R.T.
1	Unknown	137.9 mVS	27.1
2	PCE	397.8 PPB2	276.8

Notes
 SG-56
 300 ul injection
 Grumman Plant 15
 John Burke



Time Printed: Oct 25, 94 19:43
 Sample Time: Oct 25, 94 17:22
 Method


Slope Up	1.500	mV/Sec
Slope Down	4.500	mV/Sec
Min Area	5.000	mVSec
Min Height	5.000	mV
Analysis Delay	0.0	sec
Window Percent	10.0	%
Det Flow	5	ml/min
B/F Flow	0	ml/min
Aux Flow	0	ml/min
Oven Temp	40	C
Amb Temp	0	C
Max Gain	2	
Analysis Time	800.0	sec

Peak Report

Pk	Compound Name	Area/Conc	R.T.
1	Unknown	109.5 mVS	27.6

Notes

Equipment Blank
 500 ul injection
 Grumman Plant 15
 John Burke

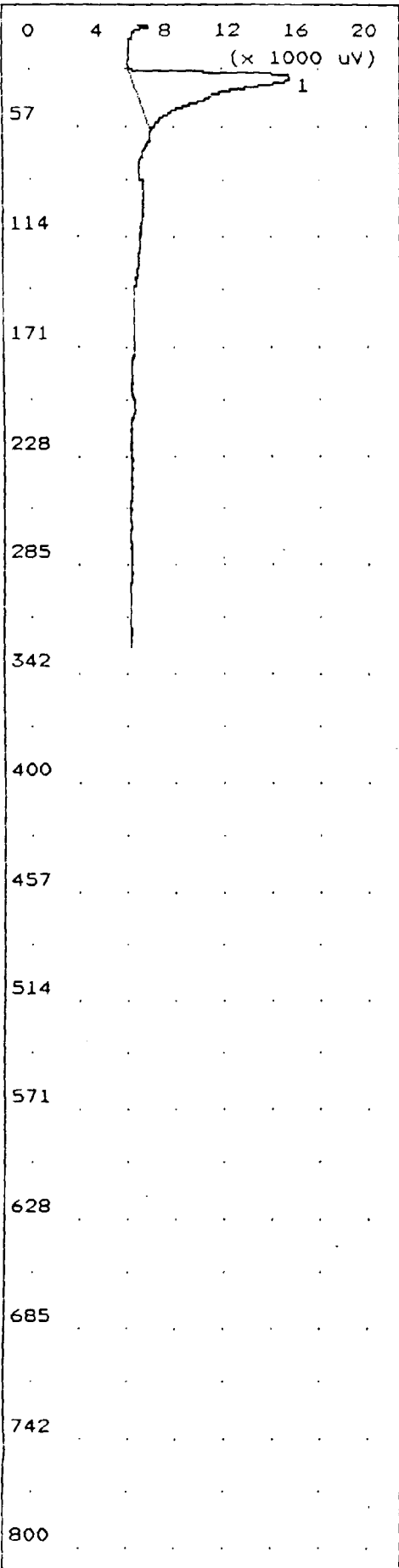


Time Printed: Oct 25, 94 19:50
 Sample Time: Oct 25, 94 17:34
 Method
 Slope Up 1.500 mV/Sec
 Slope Down 4.500 mV/Sec
 Min Area 5.000 mVSec
 Min Height 5.000 mV
 Analysis Delay 0.0 sec
 Window Percent 10.0 %
 Det Flow 5 ml/min
 B/F Flow 0 ml/min
 Aux Flow 0 ml/min
 Oven Temp 40 C
 Amb Temp 0 C
 Max Gain 2
 Analysis Time 800.0 sec

Peak Report

Pk	Compound Name	Area/Conc	R.T.
1	Unknown	461.3 mVS	29.4
2	Unknown	170.0 mVS	114.6
3	Unknown	91.59 mVS	198.2
4	PCE	493.9 PPB2	277.6

Notes
 SG-57
 300 ul injection
 Grumman Plant 15
 John Burke



Time Printed: Oct 25, 94 19:45
 Sample Time: Oct 25, 94 17:41
 Method


Slope Up	1.500	mV/Sec
Slope Down	4.500	mV/Sec
Min Area	5.000	mVSec
Min Height	5.000	mV
Analysis Delay	0.0	sec
Window Percent	10.0	%
Det Flow	5	ml/min
B/F Flow	0	ml/min
Aux Flow	0	ml/min
Oven Temp	40	C
Amb Temp	0	C
Max Gain	2	
Analysis Time	800.0	sec

Peak Report

Pk	Compound Name	Area/Conc	R.T.
1	Unknown	124.1 mVS	28.2

Notes

Equipment Blank
 500 ul injection
 Grumman Plant 15
 John Burke



Time Printed: Oct 25, 94 19:49
 Sample Time: Oct 25, 94 17:52
 Method

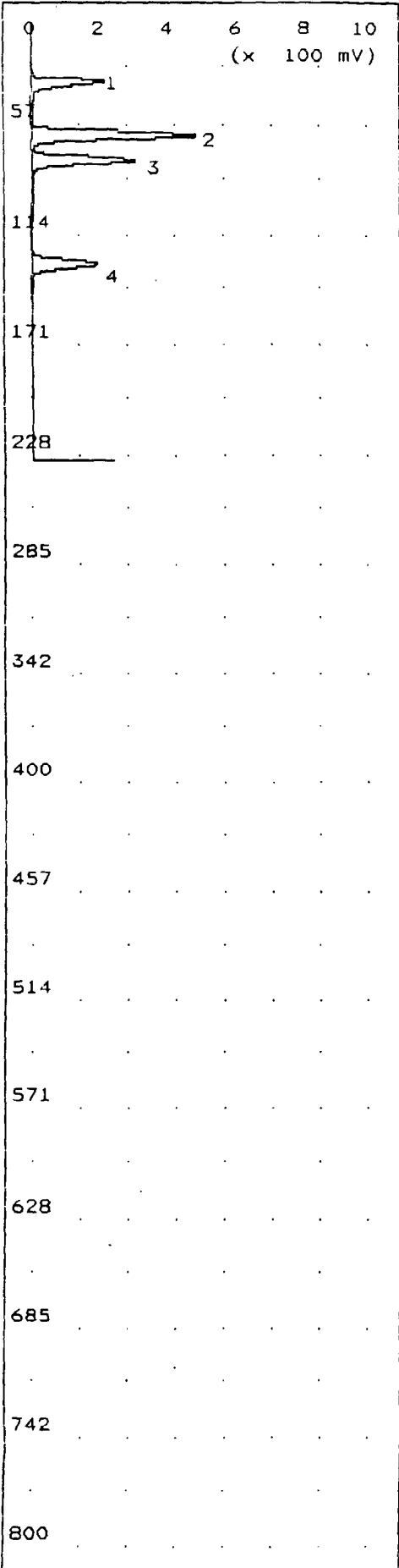
Slope Up	1.500	mV/Sec
Slope Down	4.500	mV/Sec
Min Area	5.000	mVSec
Min Height	5.000	mV
Analysis Delay	0.0	sec
Window Percent	10.0	%
Det Flow	5	ml/min
B/F Flow	0	ml/min
Aux Flow	0	ml/min
Oven Temp	40	C
Amb Temp	0	C
Max Gain	2	
Analysis Time	800.0	sec

Peak Report

Pk	Compound Name	Area/Conc	R.T.
1	Unknown	130.6 mVS	27.9
2	PCE	341.0 PPB2	279.2

Notes

SG-58
 300 ul injection
 Grumman Plant 15
 John Burke



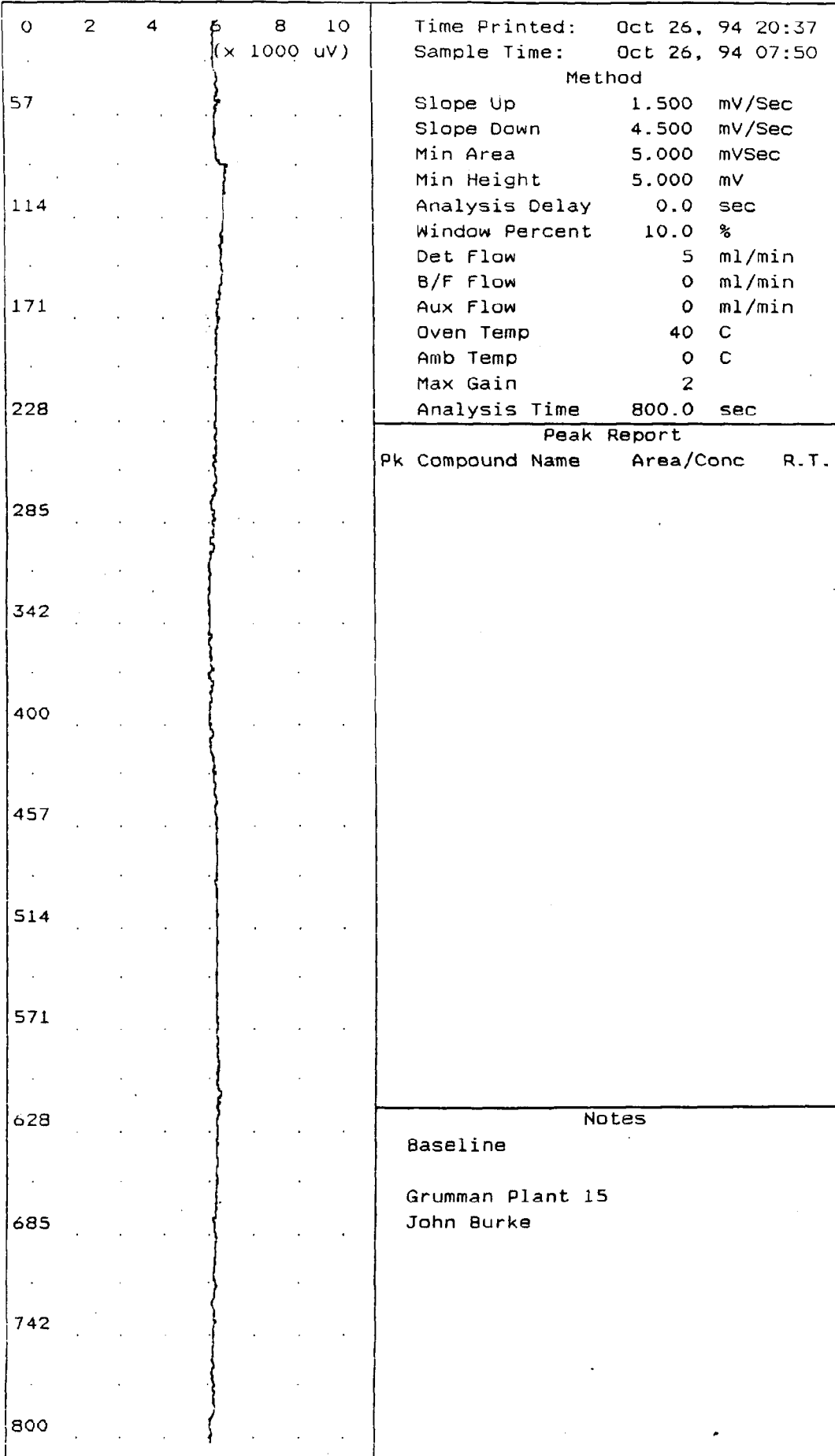
Time Printed: Oct 25, 94 19:46
 Sample Time: Oct 25, 94 17:58
 Method
 Slope Up 1.500 mV/Sec
 Slope Down 4.500 mV/Sec
 Min Area 5.000 mVSec
 Min Height 5.000 mV
 Analysis Delay 0.0 sec
 Window Percent 10.0 %
 Det Flow 5 ml/min
 B/F Flow 0 ml/min
 Aux Flow 0 ml/min
 Oven Temp 40 C
 Amb Temp 0 C
 Max Gain 2
 Analysis Time 800.0 sec

Peak Report

Pk	Compound Name	Area/Conc	R.T.
1	Unknown	980.5 mVS	31.4
2	trans-1,2-DCE	5.188 ppm	58.6
3	cis-1,2-DCE	5.126 ppm	71.7
4	Trichloroethene	6.694 ppm	126.0

Notes

Standard
 300 ul injection
 Grumman Plant 15
 John Burke




Time Printed: Oct 26, 94 20:37
 Sample Time: Oct 26, 94 07:50
 Method
 Slope Up 1.500 mV/Sec
 Slope Down 4.500 mV/Sec
 Min Area 5.000 mVSec
 Min Height 5.000 mV
 Analysis Delay 0.0 sec
 Window Percent 10.0 %
 Det Flow 5 ml/min
 B/F Flow 0 ml/min
 Aux Flow 0 ml/min
 Oven Temp 40 C
 Amb Temp 0 C
 Max Gain 2
 Analysis Time 800.0 sec

Peak Report
 Pk Compound Name Area/Conc R.T.

Notes

Baseline
 Grumman Plant 15
 John Burke



Time Printed: Oct 26, 94 21:08
 Sample Time: Oct 26, 94 08:05

Method

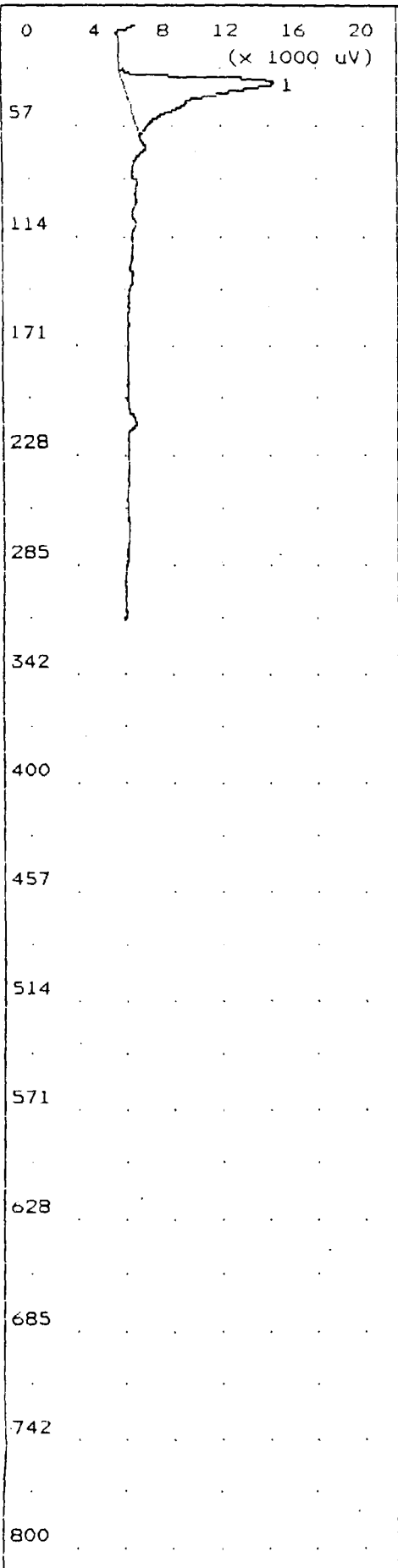
Slope Up 1.500 mV/Sec
 Slope Down 4.500 mV/Sec
 Min Area 5.000 mVSec
 Min Height 5.000 mV
 Analysis Delay 0.0 sec
 Window Percent 10.0 %
 Det Flow 5 ml/min
 B/F Flow 0 ml/min
 Aux Flow 0 ml/min
 Oven Temp 40 C
 Amb Temp 0 C
 Max Gain 2
 Analysis Time 800.0 sec

Peak Report

Pk	Compound Name	Area/Conc	R.T.
1	Unknown	126.0 mVS	34.1
2	Unknown	139.7 mVS	43.6
3	cis-1,2-DCE	672.5 PPB2	60.9
4	Trichloroethene	172.5 PPB2	129.6

Notes

Syringe Blank
 500 ul injection
 Grumman Plant 15
 John Burke



Time Printed: Oct 26, 94 20:38
 Sample Time: Oct 26, 94 08:14
 Method

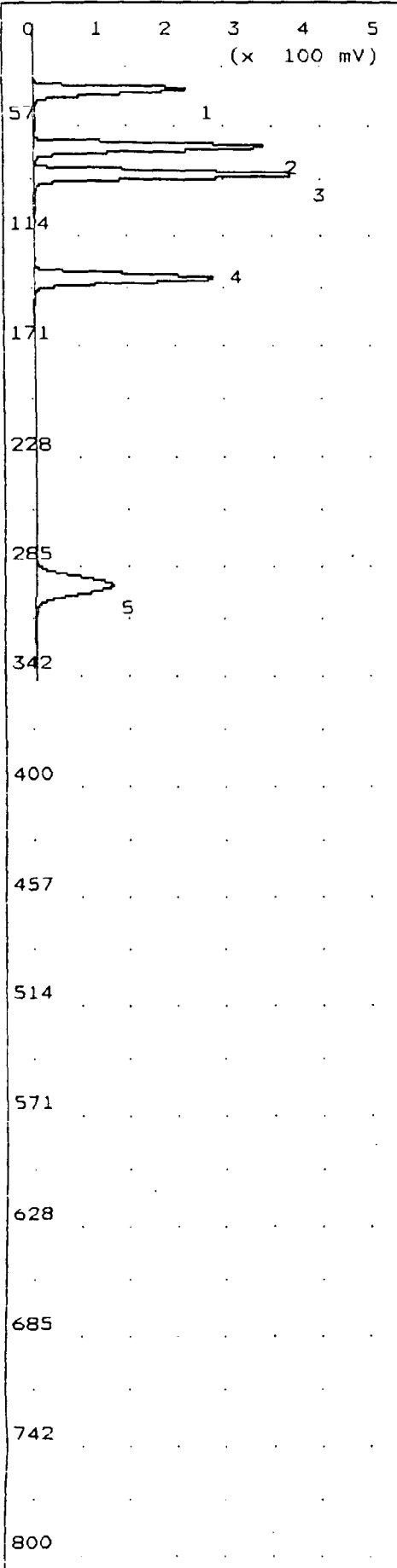
Slope Up	1.500	mV/Sec
Slope Down	4.500	mV/Sec
Min Area	5.000	mVSec
Min Height	5.000	mV
Analysis Delay	0.0	sec
Window Percent	10.0	%
Det Flow	5	ml/min
B/F Flow	0	ml/min
Aux Flow	0	ml/min
Oven Temp	40	C
Amb Temp	0	C
Max Gain	2	
Analysis Time	800.0	sec

Peak Report

Pk	Compound Name	Area/Conc	R.T.
1	Unknown	114.7 mVS	30.9

Notes

Syringe Blank
 500 ul injection
 Grumman Plant 15
 John Burke



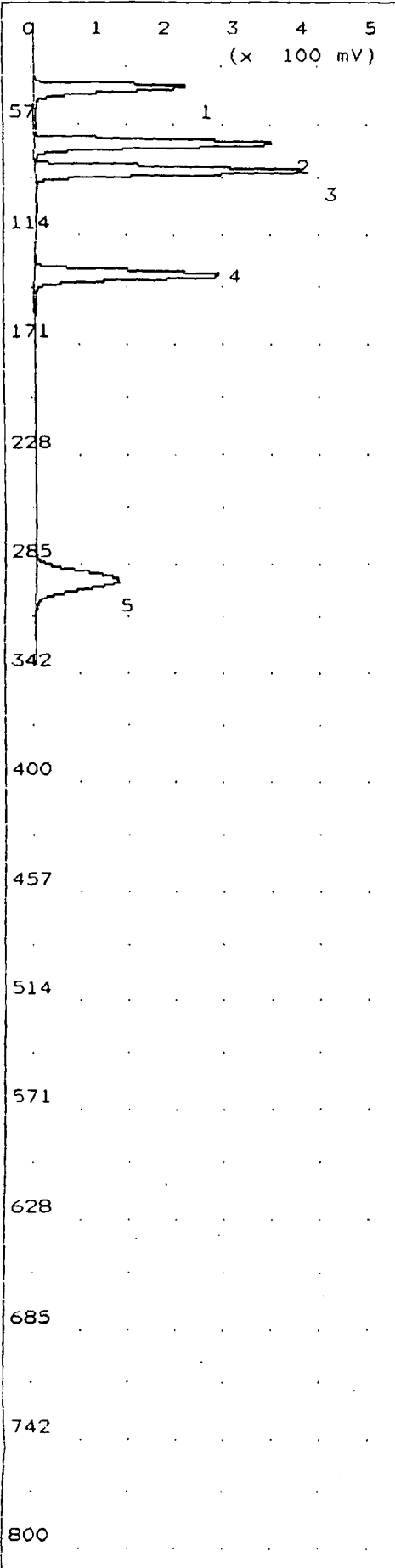
Time Printed: Oct 26, 94 21:06
 Sample Time: Oct 26, 94 08:21

Method
 Slope Up 1.500 mV/Sec
 Slope Down 4.500 mV/Sec
 Min Area 5.000 mVSec
 Min Height 5.000 mV
 Analysis Delay 0.0 sec
 Window Percent 10.0 %
 Det Flow 5 ml/min
 B/F Flow 0 ml/min
 Aux Flow 0 ml/min
 Oven Temp 40 C
 Amb Temp 0 C
 Max Gain 2
 Analysis Time 800.0 sec

Peak Report

Pk	Compound Name	Area/Conc	R.T.
1	Unknown	1.085 VSec	34.8
2	cis-1,2-DCE	5.848 ppm	63.9
3	Unknown	1.931 VSec	78.4
4	Trichloroethene	9.648 ppm	133.0
5	PCE	4.397 ppm	292.0

Notes
 Standard
 300 ul injection
 Grumman Plant 15
 John Burke



Time Printed: Oct 26, 94 20:40
 Sample Time: Oct 26, 94 08:29

Method

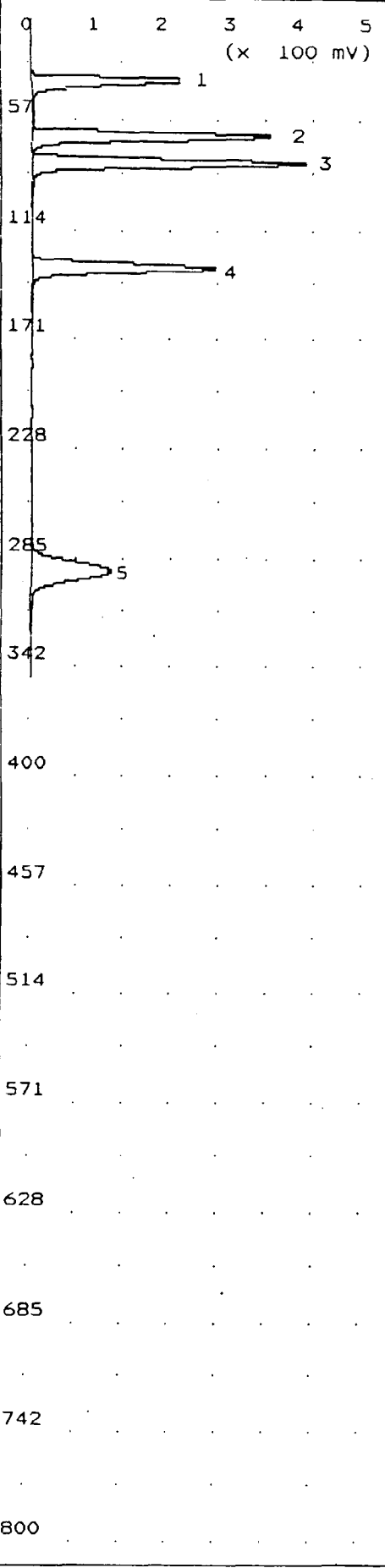
Slope Up 1.500 mV/Sec
 Slope Down 4.500 mV/Sec
 Min Area 5.000 mVSec
 Min Height 5.000 mV
 Analysis Delay 0.0 sec
 Window Percent 10.0 %
 Det Flow 5 ml/min
 B/F Flow 0 ml/min
 Aux Flow 0 ml/min
 Oven Temp 40 C
 Amb Temp 0 C
 Max Gain 2
 Analysis Time 800.0 sec

Peak Report

PK	Compound Name	Area/Conc	R.T.
1	Unknown	1.141 VSec	34.0
2	trans-1,2-DCE	5.342 ppm	62.8
3	cis-1,2-DCE	5.358 ppm	77.0
4	Trichloroethene	5.369 ppm	131.8
5	PCE	5.449 ppm	290.4

Notes

Standard
 300 ul injection
 Grumman Plant 15
 John Burke

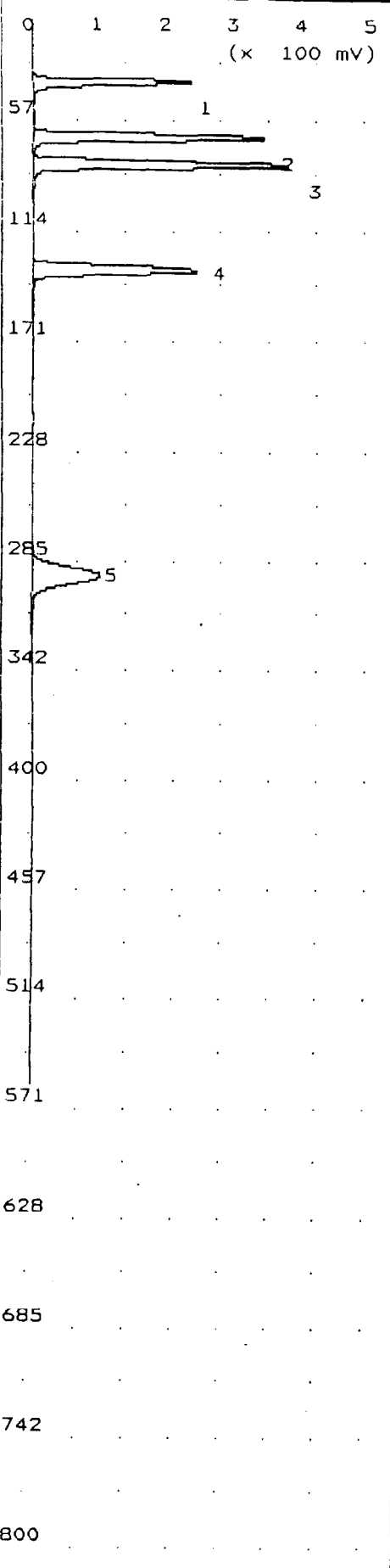


Time Printed: Oct 26, 94 21:05
 Sample Time: Oct 26, 94 08:35
 Method
 Slope Up 1.500 mV/Sec
 Slope Down 4.500 mV/Sec
 Min Area 5.000 mVSec
 Min Height 5.000 mV
 Analysis Delay 0.0 sec
 Window Percent 10.0 %
 Det Flow 5 ml/min
 B/F Flow 0 ml/min
 Aux Flow 0 ml/min
 Oven Temp 40 C
 Amb Temp 0 C
 Max Gain 2
 Analysis Time 800.0 sec

Peak Report

Pk	Compound Name	Area/Conc	R.T.
1	Unknown	1.140 VSec	33.2
2	trans-1,2-DCE	5.273 ppm	61.6
3	cis-1,2-DCE	5.334 ppm	75.6
4	Trichloroethene	5.239 ppm	130.5
5	PCE	5.272 ppm	288.5

Notes
 Standard
 300 ul injection
 Grumman Plant 15
 John Burke

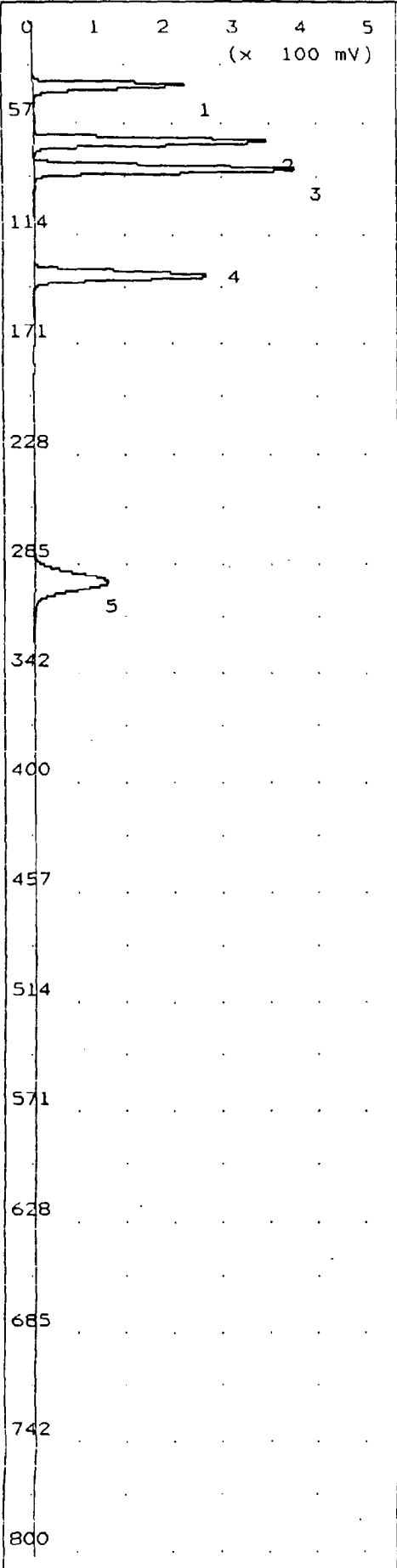


Time Printed: Oct 26, 94 20:42
 Sample Time: Oct 26, 94 08:41
 Method
 Slope Up 1.500 mV/Sec
 Slope Down 4.500 mV/Sec
 Min Area 5.000 mVSec
 Min Height 5.000 mV
 Analysis Delay 0.0 sec
 Window Percent 10.0 %
 Det Flow 5 ml/min
 B/F Flow 0 ml/min
 Aux Flow 0 ml/min
 Oven Temp 40 C
 Amb Temp 0 C
 Max Gain 2
 Analysis Time 800.0 sec

Peak Report

Pk	Compound Name	Area/Conc	R.T.
1	Unknown	905.6 mVS	33.9
2	trans-1,2-DCE	4.084 ppm	62.1
3	cis-1,2-DCE	4.198 ppm	76.2
4	Trichloroethene	4.233 ppm	130.9
5	PCE	4.243 ppm	289.6

Notes
 Standard
 300 ul injection
 Grumman Plant 15
 John Burke



Time Printed: Oct 26, 94 21:03
 Sample Time: Oct 26, 94 08:52

Method


Slope Up 1.500 mV/Sec
 Slope Down 4.500 mV/Sec
 Min Area 5.000 mVSec
 Min Height 5.000 mV
 Analysis Delay 0.0 sec
 Window Percent 10.0 %
 Det Flow 5 ml/min
 B/F Flow 0 ml/min
 Aux Flow 0 ml/min
 Oven Temp 40 C
 Amb Temp 0 C
 Max Gain 2
 Analysis Time 800.0 sec

Peak Report

Pk	Compound Name	Area/Conc	R.T.
1	Unknown	993.9 mVS	33.9
2	trans-1,2-DCE	4.637 ppm	62.7
3	cis-1,2-DCE	4.672 ppm	76.9
4	Trichloroethene	4.731 ppm	131.8
5	PCE	4.762 ppm	291.2

Notes

Standard
 300 ul injection
 Grumman Plant 15
 John Burke



Time Printed: Oct 26, 94 20:43
 Sample Time: Oct 26, 94 09:08

Method

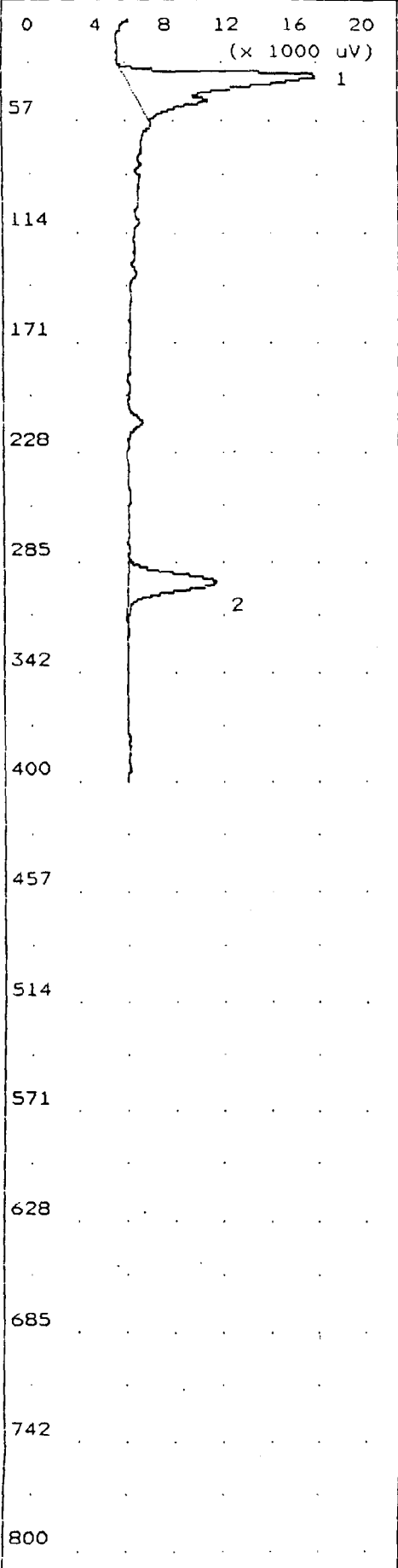
Slope Up 1.500 mV/Sec
 Slope Down 4.500 mV/Sec
 Min Area 5.000 mVSec
 Min Height 5.000 mV
 Analysis Delay 0.0 sec
 Window Percent 10.0 %
 Det Flow 5 ml/min
 B/F Flow 0 ml/min
 Aux Flow 0 ml/min
 Oven Temp 40 C
 Amb Temp 0 C
 Max Gain 2
 Analysis Time 800.0 sec

Peak Report

PK	Compound Name	Area/Conc	R.T.
1	Unknown	110.2 mVS	30.0

Notes

Equipment Blank
 500 ul injection
 Grumman Plant 15
 John Burke



Time Printed: Oct 26, 94 21:01
 Sample Time: Oct 26, 94 09:33

Method

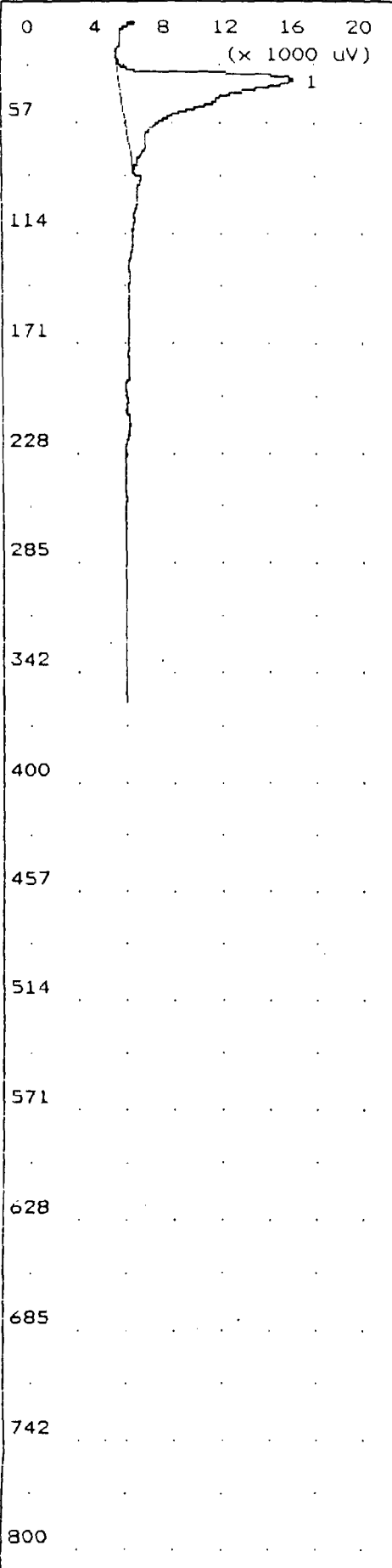
Slope Up	1.500	mV/Sec
Slope Down	4.500	mV/Sec
Min Area	5.000	mVSec
Min Height	5.000	mV
Analysis Delay	0.0	sec
Window Percent	10.0	%
Det Flow	5	ml/min
B/F Flow	0	ml/min
Aux Flow	0	ml/min
Oven Temp	40	C
Amb Temp	0	C
Max Gain	2	
Analysis Time	800.0	sec

Peak Report

Pk	Compound Name	Area/Conc	R.T.
1	Unknown	128.3 mVS	31.0
2	PCE	224.7 PPB2	292.0

Notes

SG-1
 300 ul injection
 Grumman Plant 15
 John Burke




Time Printed: Oct 26, 94 20:45
 Sample Time: Oct 26, 94 09:41
 Method
 Slope Up 1.500 mV/Sec
 Slope Down 4.500 mV/Sec
 Min Area 5.000 mVSec
 Min Height 5.000 mV
 Analysis Delay 0.0 sec
 Window Percent 10.0 %
 Det Flow 5 ml/min
 B/F Flow 0 ml/min
 Aux Flow 0 ml/min
 Oven Temp 40 C
 Amb Temp 0 C
 Max Gain 2
 Analysis Time 800.0 sec

Peak Report

Pk	Compound Name	Area/Conc	R.T.
1	Unknown	187.2 mVS	30.6

Notes
 Equipment Blank
 500 ul injection
 Grumman Plant 15
 John Burke




Time Printed: Oct 26, 94 21:00
 Sample Time: Oct 26, 94 09:57
 Method
 Slope Up 1.500 mV/Sec
 Slope Down 4.500 mV/Sec
 Min Area 5.000 mVSec
 Min Height 5.000 mV
 Analysis Delay 0.0 sec
 Window Percent 10.0 %
 Det Flow 5 ml/min
 B/F Flow 0 ml/min
 Aux Flow 0 ml/min
 Oven Temp 40 C
 Amb Temp 0 C
 Max Gain 2
 Analysis Time 800.0 sec

Peak Report

Pk	Compound Name	Area/Conc	R.T.
1	Unknown	231.3 mVS	28.4
2	trans-1,2-DCE	207.9 PPB2	69.3
3	PCE	1.137 PPM2	281.0

Notes
 SG-3
 300 ul injection
 Grumman Plant 15
 John Burke



Time Printed: Oct 26, 94 20:47
 Sample Time: Oct 26, 94 10:15
 Method


Slope Up	1.500	mV/Sec
Slope Down	4.500	mV/Sec
Min Area	5.000	mVSec
Min Height	5.000	mV
Analysis Delay	0.0	sec
Window Percent	10.0	%
Det Flow	5	ml/min
B/F Flow	0	ml/min
Aux Flow	0	ml/min
Oven Temp	40	C
Amb Temp	0	C
Max Gain	2	
Analysis Time	800.0	sec

Peak Report

Pk	Compound Name	Area/Conc	R.T.
1	Unknown	143.5 mVS	28.2

Notes

Equipment Blank
 500 ul injection
 Grumman Plant 15
 John Burke




Time Printed: Oct 26, 94 20:58
 Sample Time: Oct 26, 94 10:26
 Method
 Slope Up 1.500 mV/Sec
 Slope Down 4.500 mV/Sec
 Min Area 5.000 mVSec
 Min Height 5.000 mV
 Analysis Delay 0.0 sec
 Window Percent 10.0 %
 Det Flow 5 ml/min
 B/F Flow 0 ml/min
 Aux Flow 0 ml/min
 Oven Temp 40 C
 Amb Temp 0 C
 Max Gain 2
 Analysis Time 800.0 sec

Peak Report

Pk	Compound Name	Area/Conc	R.T.
1	Unknown	104.7 mVS	28.2
2	PCE	4.776 PPM2	280.8

Notes
 SG-7
 300 ul injection
 Grumman Plant 15
 John Burke



Time Printed: Oct 26, 94 20:48
 Sample Time: Oct 26, 94 10:34
 Method

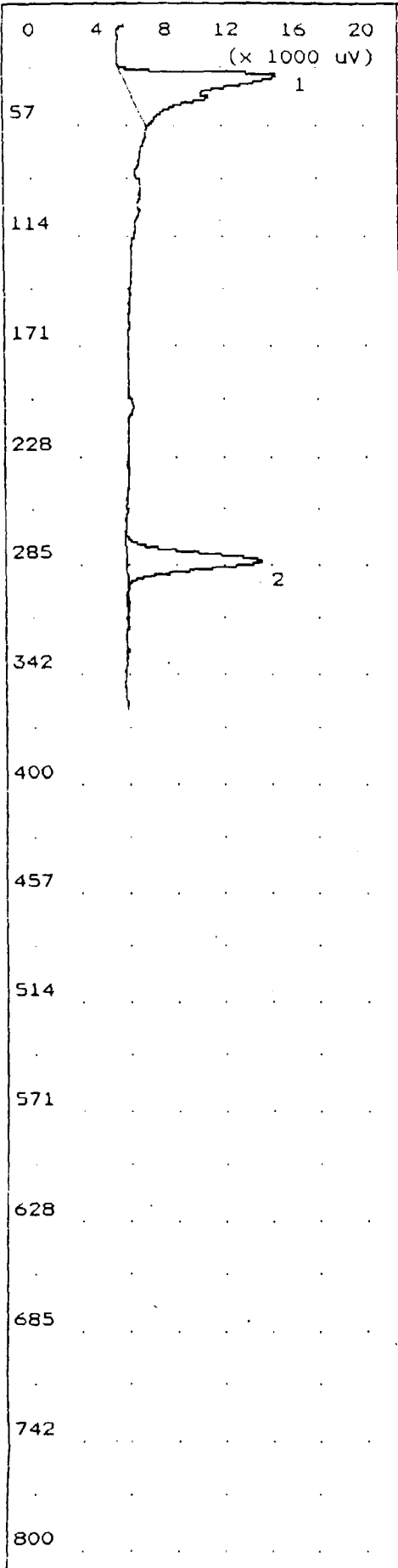
Slope Up	1.500	mV/Sec
Slope Down	4.500	mV/Sec
Min Area	5.000	mVSec
Min Height	5.000	mV
Analysis Delay	0.0	sec
Window Percent	10.0	%
Det Flow	5	ml/min
B/F Flow	0	ml/min
Aux Flow	0	ml/min
Oven Temp	40	C
Amb Temp	0	C
Max Gain	2	
Analysis Time	800.0	sec

Peak Report

Pk	Compound Name	Area/Conc	R.T.
1	Unknown	133.7 mVS	28.0

Notes

Equipment Blank
 500 ul injection
 Grumman Plant 15
 John Burke



Time Printed: Oct 26, 94 20:56
 Sample Time: Oct 26, 94 10:46
 Method

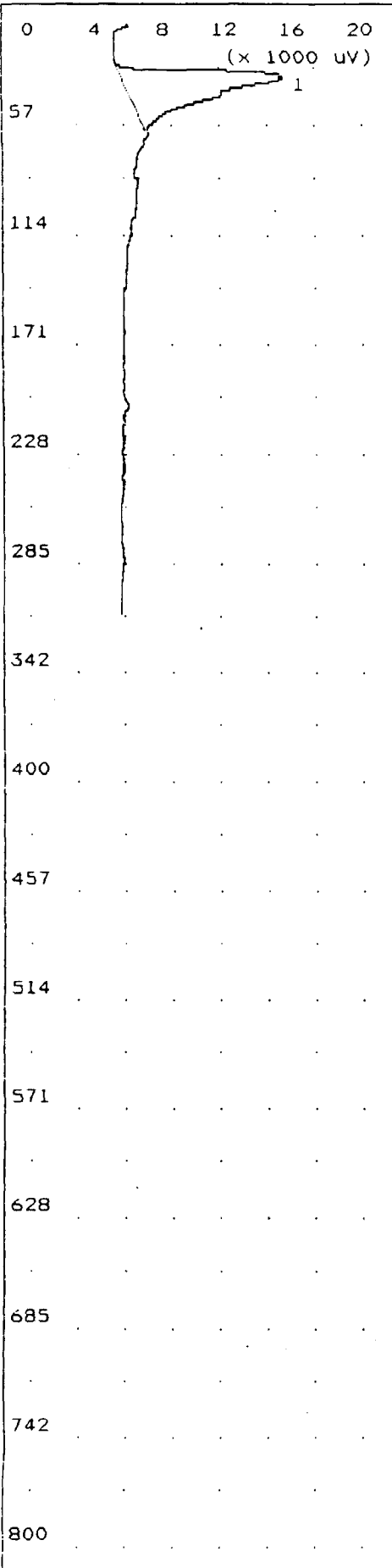
Slope Up	1.500	mV/Sec
Slope Down	4.500	mV/Sec
Min Area	5.000	mVSec
Min Height	5.000	mV
Analysis Delay	0.0	sec
Window Percent	10.0	%
Det Flow	5	ml/min
B/F Flow	0	ml/min
Aux Flow	0	ml/min
Oven Temp	40	C
Amb Temp	0	C
Max Gain	2	
Analysis Time	800.0	sec

Peak Report

Pk	Compound Name	Area/Conc	R.T.
1	Unknown	115.8 mVS	27.8
2	PCE	331.1 PPB2	280.0

Notes

SG-5
 300 ul injection
 Grumman Plant 15
 John Burke



Time Printed: Oct 26, 94 20:50
 Sample Time: Oct 26, 94 10:54
 Method

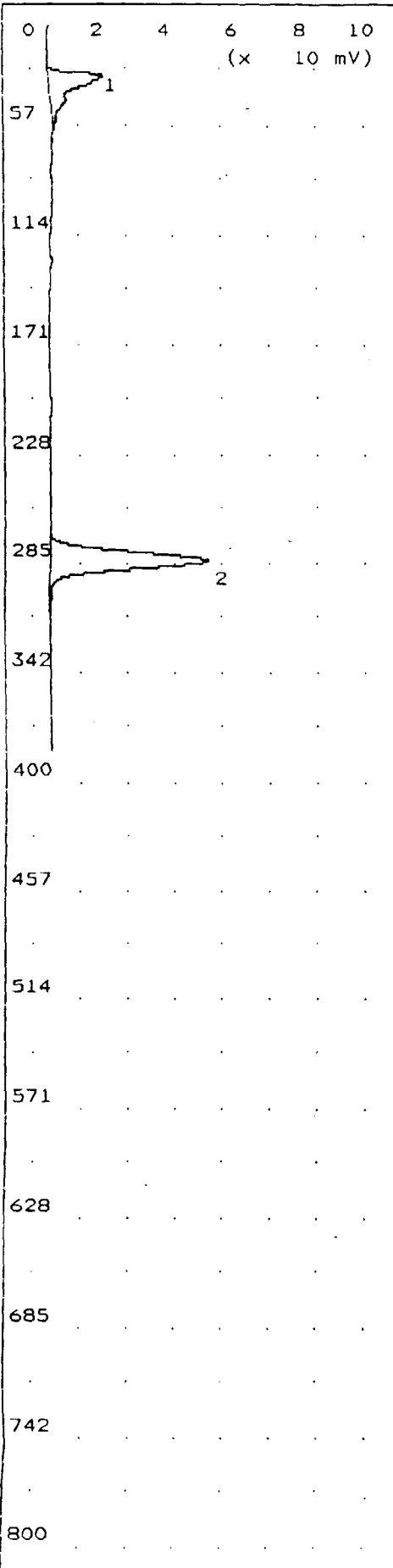
Slope Up	1.500	mV/Sec
Slope Down	4.500	mV/Sec
Min Area	5.000	mVSec
Min Height	5.000	mV
Analysis Delay	0.0	sec
Window Percent	10.0	%
Det Flow	5	ml/min
B/F Flow	0	ml/min
Aux Flow	0	ml/min
Oven Temp	40	C
Amb Temp	0	C
Max Gain	2	
Analysis Time	800.0	sec

Peak Report

Pk	Compound Name	Area/Conc	R.T.
1	Unknown	142.1 mVS	28.7

Notes

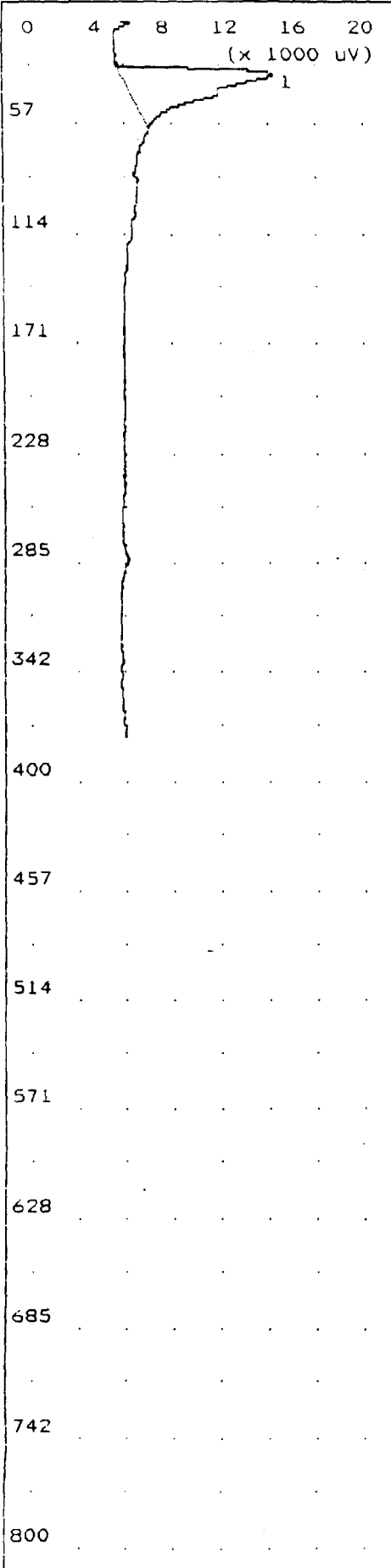
Equipment Blank
 500 ul injection
 Grumman Plant 15
 John Burke



Time Printed: Oct 26, 94 20:55
 Sample Time: Oct 26, 94 11:04
 Method
 Slope Up 1.500 mV/Sec
 Slope Down 4.500 mV/Sec
 Min Area 5.000 mVSec
 Min Height 5.000 mV
 Analysis Delay 0.0 sec
 Window Percent 10.0 %
 Det Flow 5 ml/min
 B/F Flow 0 ml/min
 Aux Flow 0 ml/min
 Oven Temp 40 C
 Amb Temp 0 C
 Max Gain 2
 Analysis Time 800.0 sec

Peak Report		
Pk	Compound Name	Area/Conc R.T.
1	Unknown	174.0 mVS 27.4
2	PCE	1.931 PPM2 280.2

Notes
 SG-11
 300 ul injection
 Grumman Plant 15
 John Burke



Time Printed: Oct 26, 94 20:52
 Sample Time: Oct 26, 94 11:12
 Method

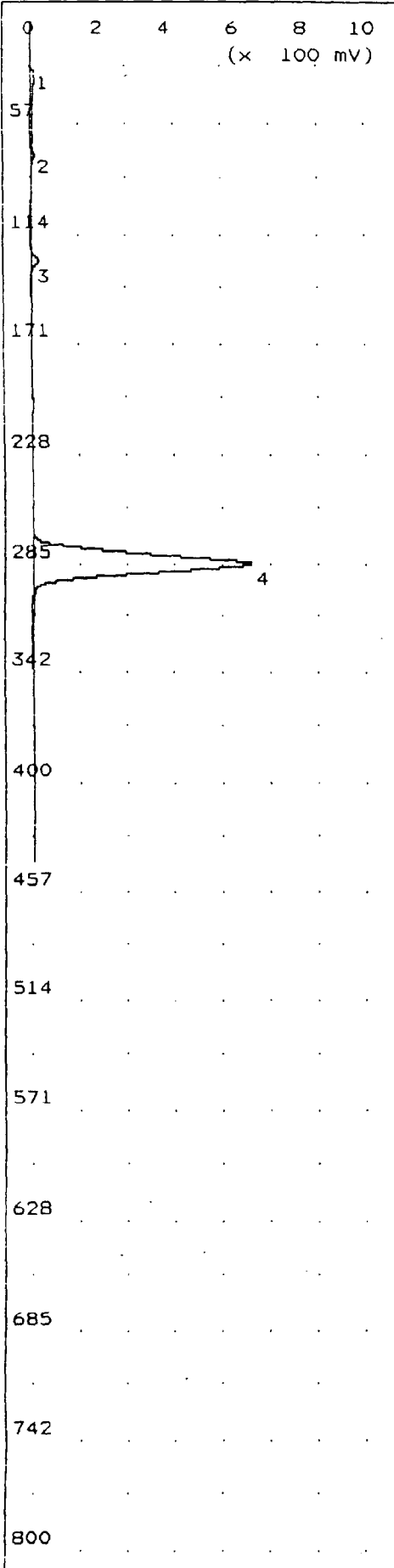
Slope Up	1.500	mV/Sec
Slope Down	4.500	mV/Sec
Min Area	5.000	mVSec
Min Height	5.000	mV
Analysis Delay	0.0	sec
Window Percent	10.0	%
Det Flow	5	ml/min
B/F Flow	0	ml/min
Aux Flow	0	ml/min
Oven Temp	40	C
Amb Temp	0	C
Max Gain	2	
Analysis Time	800.0	sec

Peak Report

Pk	Compound Name	Area/Conc	R.T.
1	Unknown	130.0 mVS	28.2

Notes

Equipment Blank
 500 ul injection
 Grumman Plant 15
 John Burke



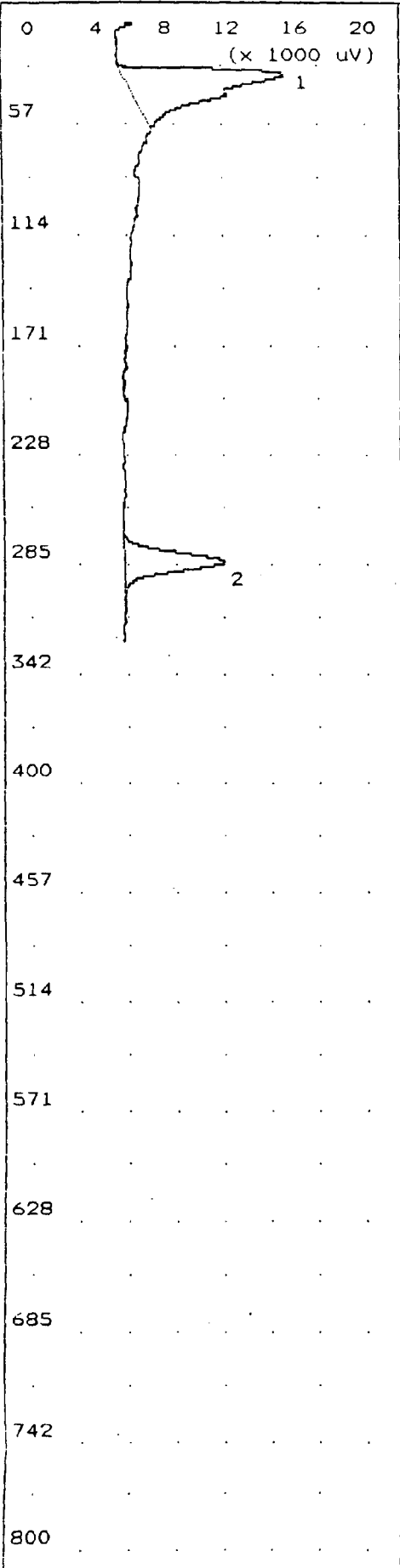
Time Printed: Oct 26, 94 20:53
 Sample Time: Oct 26, 94 11:24
 Method
 Slope Up 1.500 mV/Sec
 Slope Down 4.500 mV/Sec
 Min Area 5.000 mVSec
 Min Height 5.000 mV
 Analysis Delay 0.0 sec
 Window Percent 10.0 %
 Det Flow 5 ml/min
 B/F Flow 0 ml/min
 Aux Flow 0 ml/min
 Oven Temp 40 C
 Amb Temp 0 C
 Max Gain 2
 Analysis Time 800.0 sec

Peak Report

Pk	Compound Name	Area/Conc	R.T.
1	Unknown	175.9 mVS	27.7
2	trans-1,2-DCE	233.9 PPB2	69.2
3	Trichloroethene	335.0 PPB2	124.0
4	PCE	29.71 PPM2	281.6

800

Notes
 SG-17
 300 ul injection
 Grumman Plant 15
 John Burke

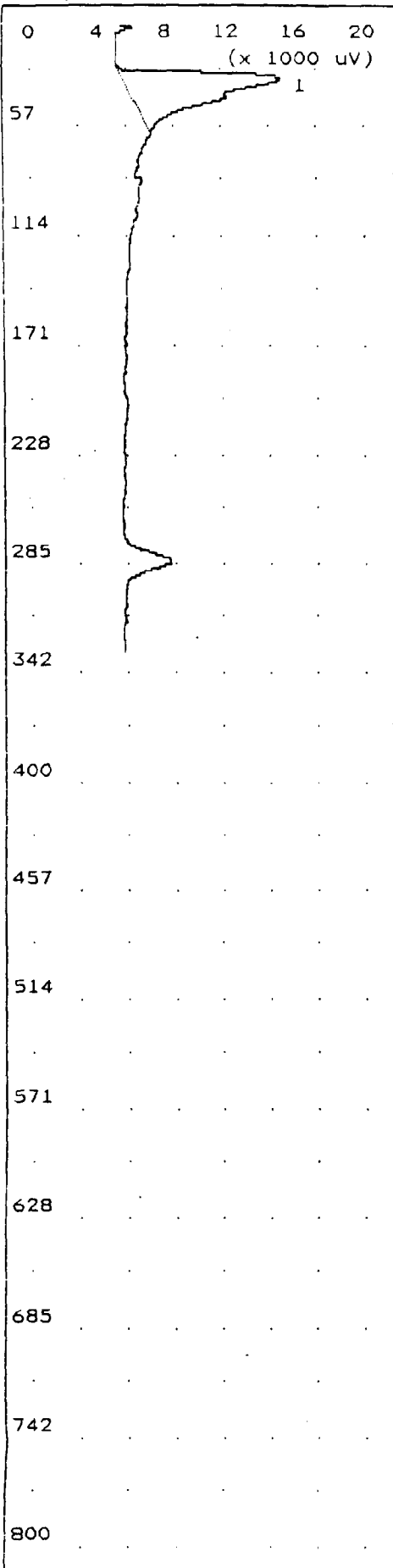


Time Printed: Oct 26, 94 21:13
 Sample Time: Oct 26, 94 11:32
 Method
 Slope Up 1.500 mV/Sec
 Slope Down 4.500 mV/Sec
 Min Area 5.000 mVSec
 Min Height 5.000 mV
 Analysis Delay 0.0 sec
 Window Percent 10.0 %
 Det Flow 5 ml/min
 B/F Flow 0 ml/min
 Aux Flow 0 ml/min
 Oven Temp 40 C
 Amb Temp 0 C
 Max Gain 2
 Analysis Time 800.0 sec

Peak Report

Pk	Compound Name	Area/Conc	R.T.
1	Unknown	140.0 mVS	28.4
2	PCE	268.0 PPB2	280.0

Notes
 Equipment Blank
 500 ul injection
 Grumman Plant 15
 John Burke



Time Printed: Oct 26, 94 21:11
 Sample Time: Oct 26, 94 11:38
 Method

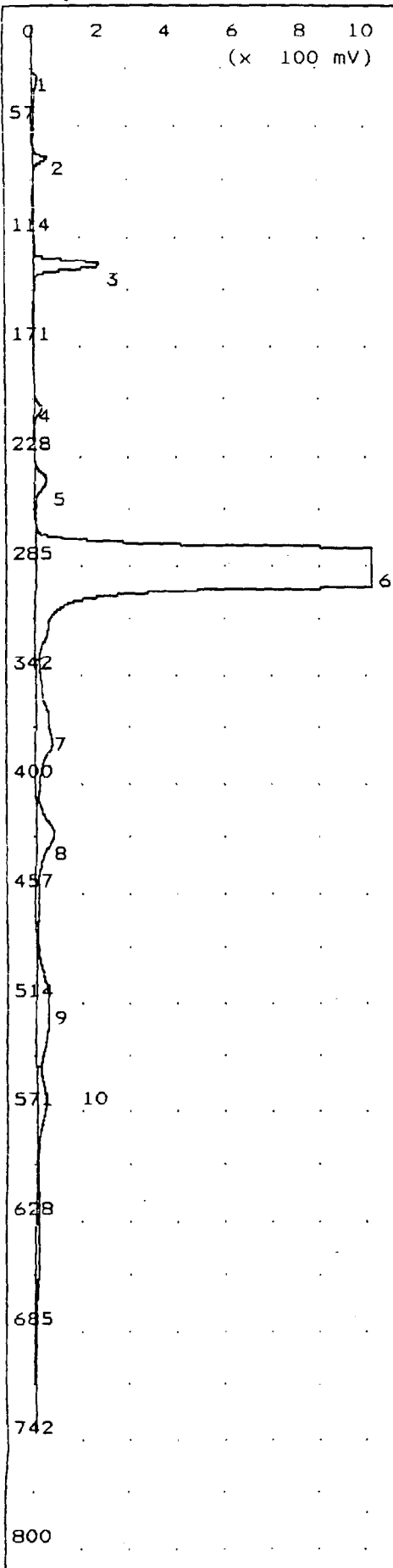
Slope Up	1.500	mV/Sec
Slope Down	4.500	mV/Sec
Min Area	5.000	mVSec
Min Height	5.000	mV
Analysis Delay	0.0	sec
Window Percent	10.0	%
Det Flow	5	ml/min
B/F Flow	0	ml/min
Aux Flow	0	ml/min
Oven Temp	40	C
Amb Temp	0	C
Max Gain	2	
Analysis Time	800.0	sec

Peak Report

Pk	Compound Name	Area/Conc	R.T.
1	Unknown	142.5 mVS	28.4

Notes

Equipment Blank
 500 ul injection
 Grumman Plant 15
 John Burke



Time Printed: Oct 26, 94 21:15
 Sample Time: Oct 26, 94 12:04
 Method


Slope Up	1.500	mV/Sec
Slope Down	4.500	mV/Sec
Min Area	5.000	mVSec
Min Height	5.000	mV
Analysis Delay	0.0	sec
Window Percent	10.0	%
Det Flow	5	ml/min
B/F Flow	0	ml/min
Aux Flow	0	ml/min
Oven Temp	40	C
Amb Temp	0	C
Max Gain	2	
Analysis Time	800.0	sec

Peak Report

Pk	Compound Name	Area/Conc	R.T.
1	Unknown	228.3 mVS	28.8
2	trans-1,2-DCE	644.4 PPB2	69.7
3	Trichloroethene	3.850 PPM2	124.6
4	Unknown	149.2 mVS	200.2
5	Unknown	374.0 mVS	236.8
6	PCE	205.1 PPM2	282.6
7	Unknown	1.762 VSec	374.0
8	Unknown	1.289 VSec	422.4
9	Unknown	1.593 VSec	508.4
10	Unknown	1.237 VSec	561.4

Notes

SG-23 dup
 300 ul injection
 Grumman Plant 15
 John Burke



Time Printed: Oct 26, 94 21:16
 Sample Time: Oct 26, 94 12:27

Method

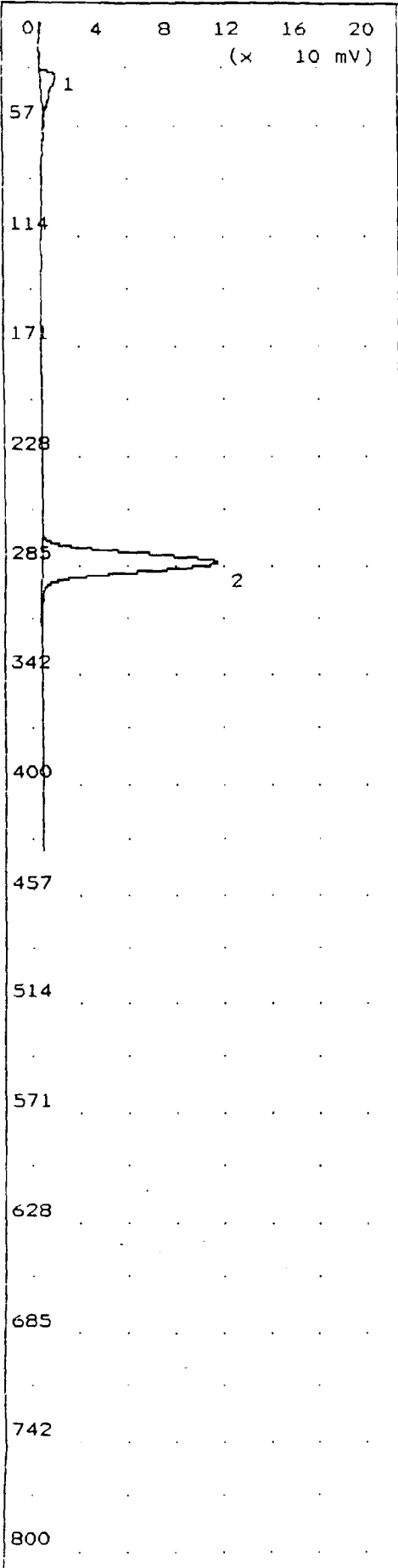
Slope Up 1.500 mV/Sec
 Slope Down 4.500 mV/Sec
 Min Area 5.000 mVSec
 Min Height 5.000 mV
 Analysis Delay 0.0 sec
 Window Percent 10.0 %
 Det Flow 5 ml/min
 B/F Flow 0 ml/min
 Aux Flow 0 ml/min
 Oven Temp 40 C
 Amb Temp 0 C
 Max Gain 2
 Analysis Time 800.0 sec

Peak Report

Pk	Compound Name	Area/Conc	R.T.
1	Unknown	125.5 mVS	29.3
2	PCE	10.31 PPM2	281.6

Notes

Equipment Blank
 500 ul injection
 Grumman Plant 15
 John Burke



Time Printed: Oct 26, 94 21:18
 Sample Time: Oct 26, 94 12:58

Method

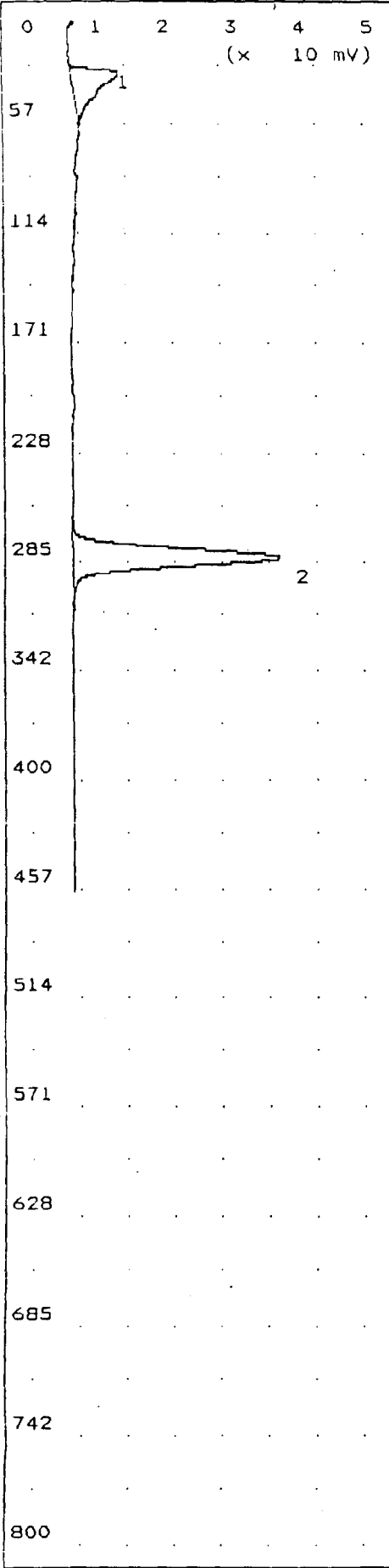
Slope Up 1.500 mV/Sec
 Slope Down 4.500 mV/Sec
 Min Area 5.000 mVSec
 Min Height 5.000 mV
 Analysis Delay 0.0 sec
 Window Percent 10.0 %
 Det Flow 5 ml/min
 B/F Flow 0 ml/min
 Aux Flow 0 ml/min
 Oven Temp 40 C
 Amb Temp 0 C
 Max Gain 2
 Analysis Time 800.0 sec

Peak Report

Pk	Compound Name	Area/Conc	R.T.
1	Unknown	127.5 mVS	27.8
2	PCE	4.681 PPM2	280.0

Notes

Equipment Blank
 500 ul injection
 Grumman Plant 15
 John Burke

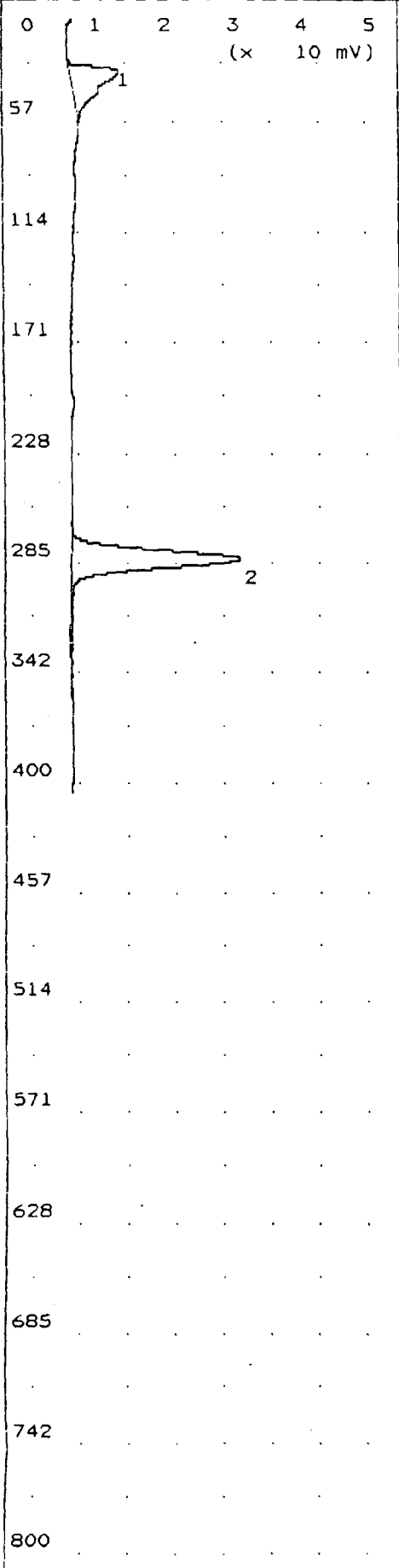


Time Printed: Oct 26, 94 22:03
 Sample Time: Oct 26, 94 13:06
 Method
 Slope Up 1.500 mV/Sec
 Slope Down 4.500 mV/Sec
 Min Area 5.000 mVSec
 Min Height 5.000 mV
 Analysis Delay 0.0 sec
 Window Percent 10.0 %
 Det Flow 5 ml/min
 B/F Flow 0 ml/min
 Aux Flow 0 ml/min
 Oven Temp 40 C
 Amb Temp 0 C
 Max Gain 2
 Analysis Time 800.0 sec

Peak Report

Pk	Compound Name	Area/Conc	R.T.
1	Unknown	92.87 mVS	27.8
2	PCE	1.346 PPM2	279.4

Notes
 Equipment Blank
 500 ul injection
 Grumman Plant 15
 John Burke




Time Printed: Oct 26, 94 21:19
 Sample Time: Oct 26, 94 13:14
 Method
 Slope Up 1.500 mV/Sec
 Slope Down 4.500 mV/Sec
 Min Area 5.000 mVSec
 Min Height 5.000 mV
 Analysis Delay 0.0 sec
 Window Percent 10.0 %
 Det Flow 5 ml/min
 B/F Flow 0 ml/min
 Aux Flow 0 ml/min
 Oven Temp 40 C
 Amb Temp 0 C
 Max Gain 2
 Analysis Time 800.0 sec

Peak Report

PK	Compound Name	Area/Conc	R.T.
1	Unknown	98.36 mVS	27.8
2	PCE	1.093 PPM2	279.4

Notes
 Equipment Blank
 500 ul injection
 Grumman Plant 15
 John Burke

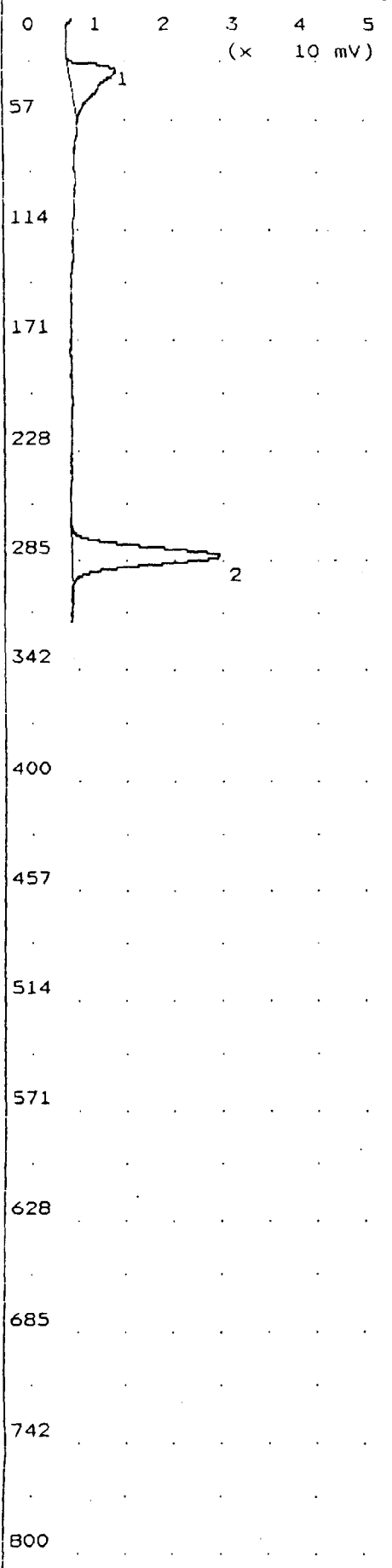


Time Printed: Oct 26, 94 22:01
 Sample Time: Oct 26, 94 13:22
 Method
 Slope Up 1.500 mV/Sec
 Slope Down 4.500 mV/Sec
 Min Area 5.000 mVSec
 Min Height 5.000 mV
 Analysis Delay 0.0 sec
 Window Percent 10.0 %
 Det Flow 5 ml/min
 B/F Flow 0 ml/min
 Aux Flow 0 ml/min
 Oven Temp 40 C
 Amb Temp 0 C
 Max Gain 2
 Analysis Time 800.0 sec

Peak Report

Pk	Compound Name	Area/Conc	R.T.
1	Unknown	94.23 mVS	28.5
2	PCE	870.3 PPB2	279.7

Notes
 Equipment Blank
 500 ul injection
 Grumman Plant 15
 John Burke



Time Printed: Oct 26, 94 21:21
 Sample Time: Oct 26, 94 13:29

Method


Slope Up 1.500 mV/Sec
 Slope Down 4.500 mV/Sec
 Min Area 5.000 mVSec
 Min Height 5.000 mV
 Analysis Delay 0.0 sec
 Window Percent 10.0 %
 Det Flow 5 ml/min
 B/F Flow 0 ml/min
 Aux Flow 0 ml/min
 Oven Temp 40 C
 Amb Temp 0 C
 Max Gain 2
 Analysis Time 800.0 sec

Peak Report

Pk	Compound Name	Area/Conc	R.T.
1	Unknown	101.1 mVS	28.2
2	PCE	967.4 PPB2	279.4

Notes

Equipment Blank
 500 ul injection
 Grumman Plant 15
 John Burke



Time Printed: Oct 26, 94 21:59
 Sample Time: Oct 26, 94 13:35

Method

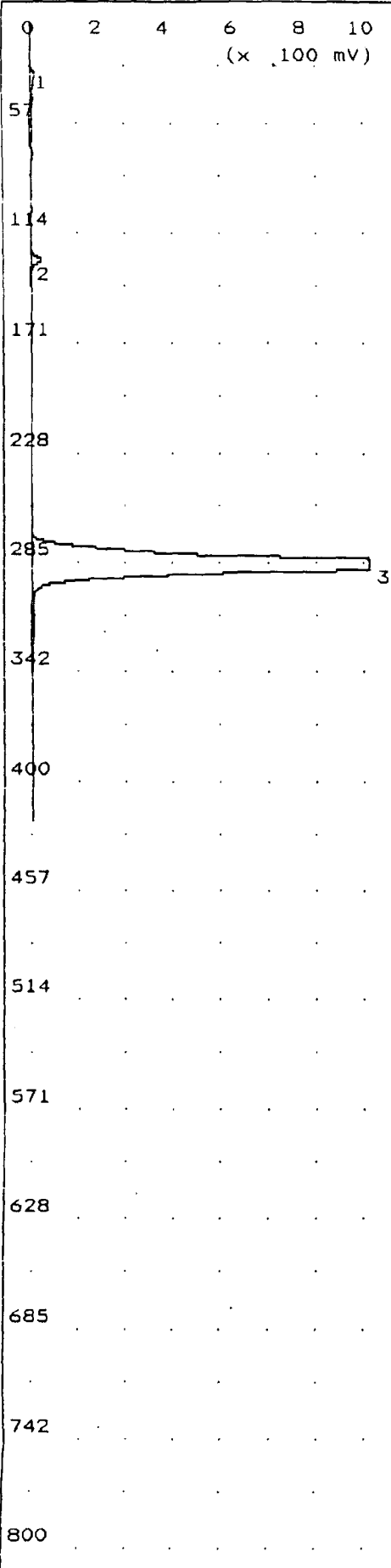
Slope Up 1.500 mV/Sec
 Slope Down 4.500 mV/Sec
 Min Area 5.000 mVSec
 Min Height 5.000 mV
 Analysis Delay 0.0 sec
 Window Percent 10.0 %
 Det Flow 5 ml/min
 B/F Flow 0 ml/min
 Aux Flow 0 ml/min
 Oven Temp 40 C
 Amb Temp 0 C
 Max Gain 2
 Analysis Time 800.0 sec

Peak Report

Pk	Compound Name	Area/Conc	R.T.
1	Unknown	99.49 mVS	28.0
2	PCE	874.6 PPB2	279.4

Notes

Equipment Blank
 500 ul injection
 Grumman Plant 15
 John Burke



Time Printed: Oct 26, 94 21:23
 Sample Time: Oct 26, 94 14:58

Method

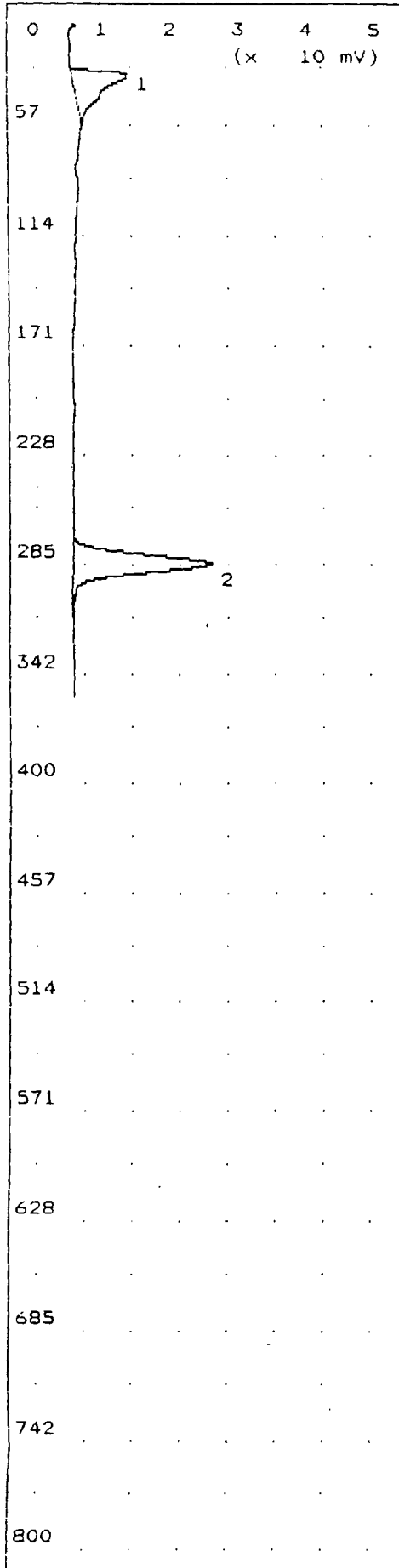
Slope Up 1.500 mV/Sec
 Slope Down 4.500 mV/Sec
 Min Area 5.000 mVSec
 Min Height 5.000 mV
 Analysis Delay 0.0 sec
 Window Percent 10.0 %
 Det Flow 5 ml/min
 B/F Flow 0 ml/min
 Aux Flow 0 ml/min
 Oven Temp 40 C
 Amb Temp 0 C
 Max Gain 2
 Analysis Time 800.0 sec

Peak Report

Pk	Compound Name	Area/Conc	R.T.
1	Unknown	161.6 mVS	27.7
2	Trichloroethene	404.7 PPB2	124.6
3	PCE	56.94 PPM2	282.9

Notes

SG-24
 300 ul injection
 Grumman Plant 15
 John Burke




Time Printed: Oct 26, 94 21:58
 Sample Time: Oct 26, 94 15:07
 Method
 Slope Up 1.500 mV/Sec
 Slope Down 4.500 mV/Sec
 Min Area 5.000 mVSec
 Min Height 5.000 mV
 Analysis Delay 0.0 sec
 Window Percent 10.0 %
 Det Flow 5 ml/min
 B/F Flow 0 ml/min
 Aux Flow 0 ml/min
 Oven Temp 40 C
 Amb Temp 0 C
 Max Gain 2
 Analysis Time 800.0 sec

Peak Report

Pk	Compound Name	Area/Conc	R.T.
1	Unknown	101.4 mVS	27.6
2	PCE	872.4 PP82	281.3

Notes
 Equipment Blank
 500 ul injection
 Grumman Plant 15
 John Burke



Time Printed: Oct 26, 94 21:24
 Sample Time: Oct 26, 94 15:13

Method


Slope Up 1.500 mV/Sec
 Slope Down 4.500 mV/Sec
 Min Area 5.000 mVSec
 Min Height 5.000 mV
 Analysis Delay 0.0 sec
 Window Percent 10.0 %
 Det Flow 5 ml/min
 B/F Flow 0 ml/min
 Aux Flow 0 ml/min
 Oven Temp 40 C
 Amb Temp 0 C
 Max Gain 2
 Analysis Time 800.0 sec

Peak Report

Pk	Compound Name	Area/Conc	R.T.
1	Unknown	116.7 mVS	28.0
2	PCE	382.5 PPB2	281.8

Notes

Equipment Blank
 500 ul injection
 Grumman Plant 15
 John Burke



Time Printed: Oct 26, 94 21:56
 Sample Time: Oct 26, 94 15:19

Method


Slope Up 1.500 mV/Sec
 Slope Down 4.500 mV/Sec
 Min Area 5.000 mVSec
 Min Height 5.000 mV
 Analysis Delay 0.0 sec
 Window Percent 10.0 %
 Det Flow 5 ml/min
 B/F Flow 0 ml/min
 Aux Flow 0 ml/min
 Oven Temp 40 C
 Amb Temp 0 C
 Max Gain 2
 Analysis Time 800.0 sec

Peak Report

Pk	Compound Name	Area/Conc	R.T.
1	Unknown	84.59 mVS	27.6
2	PCE	300.1 PPB2	280.8

Notes

Equipment Blank
 500 ul injection
 Grumman Plant 15
 John Burke




Time Printed: Oct 26, 94 21:26
 Sample Time: Oct 26, 94 15:26
 Method
 Slope Up 1.500 mV/Sec
 Slope Down 4.500 mV/Sec
 Min Area 5.000 mVSec
 Min Height 5.000 mV
 Analysis Delay 0.0 sec
 Window Percent 10.0 %
 Det Flow 5 ml/min
 B/F Flow 0 ml/min
 Aux Flow 0 ml/min
 Oven Temp 40 C
 Amb Temp 0 C
 Max Gain 2
 Analysis Time 800.0 sec

Peak Report

Pk	Compound Name	Area/Conc	R.T.
1	Unknown	95.14 mVS	27.8

Notes
 Equipment Blank
 500 ul injection
 Grumman Plant 15
 John Burke




Time Printed: Oct 26, 94 21:54
 Sample Time: Oct 26, 94 15:40
 Method
 Slope Up 1.500 mV/Sec
 Slope Down 4.500 mV/Sec
 Min Area 5.000 mVSec
 Min Height 5.000 mV
 Analysis Delay 0.0 sec
 Window Percent 10.0 %
 Det Flow 5 ml/min
 B/F Flow 0 ml/min
 Aux Flow 0 ml/min
 Oven Temp 40 C
 Amb Temp 0 C
 Max Gain 2
 Analysis Time 800.0 sec

Peak Report

Pk	Compound Name	Area/Conc	R.T.
1	Unknown	165.6 mVS	27.5
2	Trichloroethene	99.12 PPB2	124.0
3	PCE	9.367 PPM2	281.6

Notes
 SG-8
 300 ul injection
 Grumman Plant 15
 John Burke



Time Printed: Oct 26, 94 21:28
 Sample Time: Oct 26, 94 15:47

Method

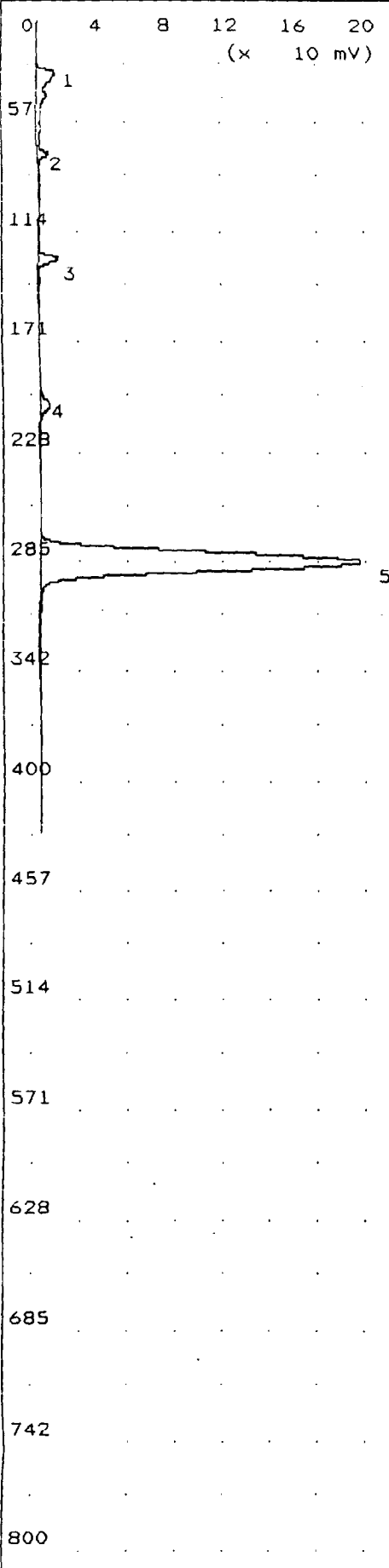
Slope Up	1.500	mV/Sec
Slope Down	4.500	mV/Sec
Min Area	5.000	mVSec
Min Height	5.000	mV
Analysis Delay	0.0	sec
Window Percent	10.0	%
Det Flow	5	ml/min
B/F Flow	0	ml/min
Aux Flow	0	ml/min
Oven Temp	40	C
Amb Temp	0	C
Max Gain	2	
Analysis Time	800.0	sec

Peak Report

Pk	Compound Name	Area/Conc	R.T.
1	Unknown	86.17 mVS	28.3

Notes

Equipment Blank
 500 ul injection
 Grumman Plant 15
 John Burke



Time Printed: Oct 26, 94 21:53
 Sample Time: Oct 26, 94 16:00
 Method


Slope Up	1.500	mV/Sec
Slope Down	4.500	mV/Sec
Min Area	5.000	mVSec
Min Height	5.000	mV
Analysis Delay	0.0	sec
Window Percent	10.0	%
Det Flow	5	ml/min
B/F Flow	0	ml/min
Aux Flow	0	ml/min
Oven Temp	40	C
Amb Temp	0	C
Max Gain	2	
Analysis Time	800.0	sec

Peak Report

Pk	Compound Name	Area/Conc	R.T.
1	Unknown	156.2 mVS	27.8
2	trans-1,2-DCE	149.8 PPB2	69.4
3	Trichloroethene	232.2 PPB2	124.4
4	Unknown	40.48 mVS	200.6
5	PCE	8.753 PPM2	282.1

Notes

SG-9
 300 ul injection
 Grumman Plant 15
 John Burke



Time Printed: Oct 26, 94 21:29
 Sample Time: Oct 26, 94 16:08

Method

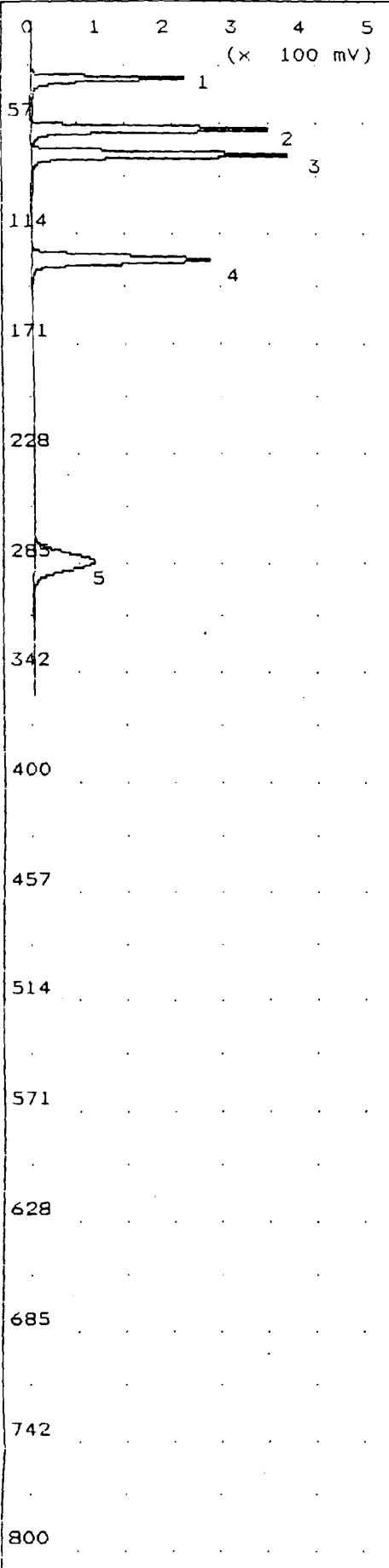
Slope Up 1.500 mV/Sec
 Slope Down 4.500 mV/Sec
 Min Area 5.000 mVSec
 Min Height 5.000 mV
 Analysis Delay 0.0 sec
 Window Percent 10.0 %
 Det Flow 5 ml/min
 B/F Flow 0 ml/min
 Aux Flow 0 ml/min
 Oven Temp 40 C
 Amb Temp 0 C
 Max Gain 2
 Analysis Time 800.0 sec

Peak Report

Pk	Compound Name	Area/Conc	R.T.
1	Unknown	113.3 mVS	27.8

Notes

Equipment Blank
 500 ul injection
 Grumman Plant 15
 John Burke



Time Printed: Oct 26, 94 21:51
 Sample Time: Oct 26, 94 16:18

Method

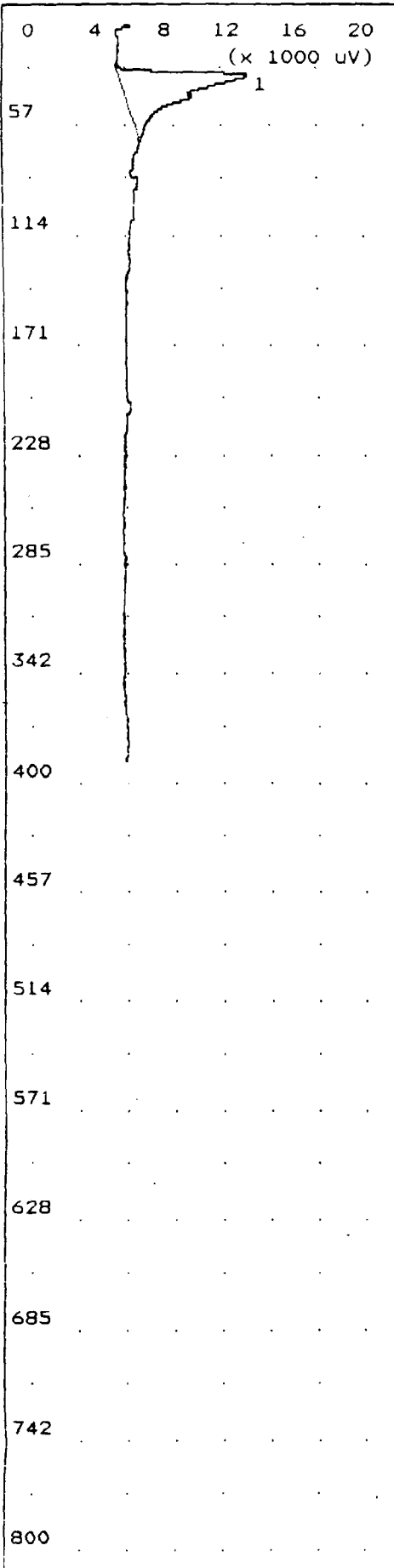
Slope Up 1.500 mV/Sec
 Slope Down 4.500 mV/Sec
 Min Area 5.000 mVSec
 Min Height 5.000 mV
 Analysis Delay 0.0 sec
 Window Percent 10.0 %
 Det Flow 5 ml/min
 B/F Flow 0 ml/min
 Aux Flow 0 ml/min
 Oven Temp 40 C
 Amb Temp 0 C
 Max Gain 2
 Analysis Time 800.0 sec

Peak Report

Pk	Compound Name	Area/Conc	R.T.
1	Unknown	751.6 mVS	30.3
2	Unknown	1.241 VSec	56.5
3	trans-1,2-DCE	4.440 PPM2	69.6
4	Trichloroethene	4.511 PPM2	124.4
5	PCE	3.830 PPM2	280.8

Notes

Standard
 300 ul injection
 Grumman Plant 15
 John Burke



Time Printed: Oct 26, 94 21:31
 Sample Time: Oct 26, 94 16:26

Method


Slope Up	1.500	mV/Sec
Slope Down	4.500	mV/Sec
Min Area	5.000	mVSec
Min Height	5.000	mV
Analysis Delay	0.0	sec
Window Percent	10.0	%
Det Flow	5	ml/min
B/F Flow	0	ml/min
Aux Flow	0	ml/min
Oven Temp	40	C
Amb Temp	0	C
Max Gain	2	
Analysis Time	800.0	sec

Peak Report

Pk	Compound Name	Area/Conc	R.T.
1	Unknown	105.3 mVS	27.8

Notes

Syringe Blank
 500 ul injection
 Grumman Plant 15
 John Burke



Time Printed: Oct 26, 94 21:49
 Sample Time: Oct 26, 94 16:35

Method

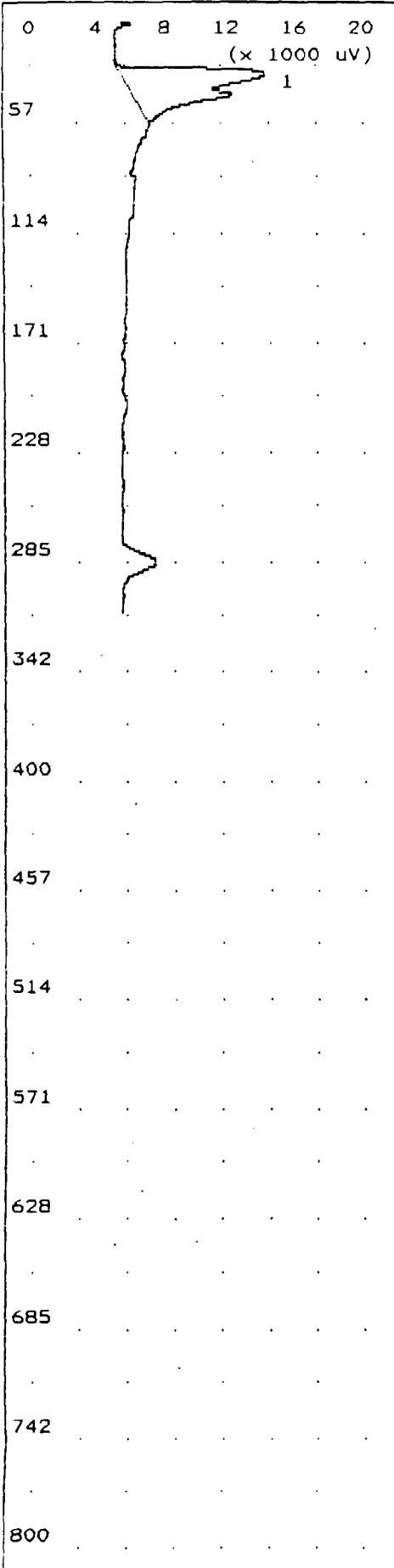
Slope Up 1.500 mV/Sec
 Slope Down 4.500 mV/Sec
 Min Area 5.000 mVSec
 Min Height 5.000 mV
 Analysis Delay 0.0 sec
 Window Percent 10.0 %
 Det Flow 5 ml/min
 B/F Flow 0 ml/min
 Aux Flow 0 ml/min
 Oven Temp 40 C
 Amb Temp 0 C
 Max Gain 2
 Analysis Time 800.0 sec

Peak Report

PK	Compound Name	Area/Conc	R.T.
1	Unknown	207.9 mVS	27.1
2	PCE	617.6 PPB2	281.0

Notes

SG-29
 300 ul injection
 Grumman Plant 15
 John Burke



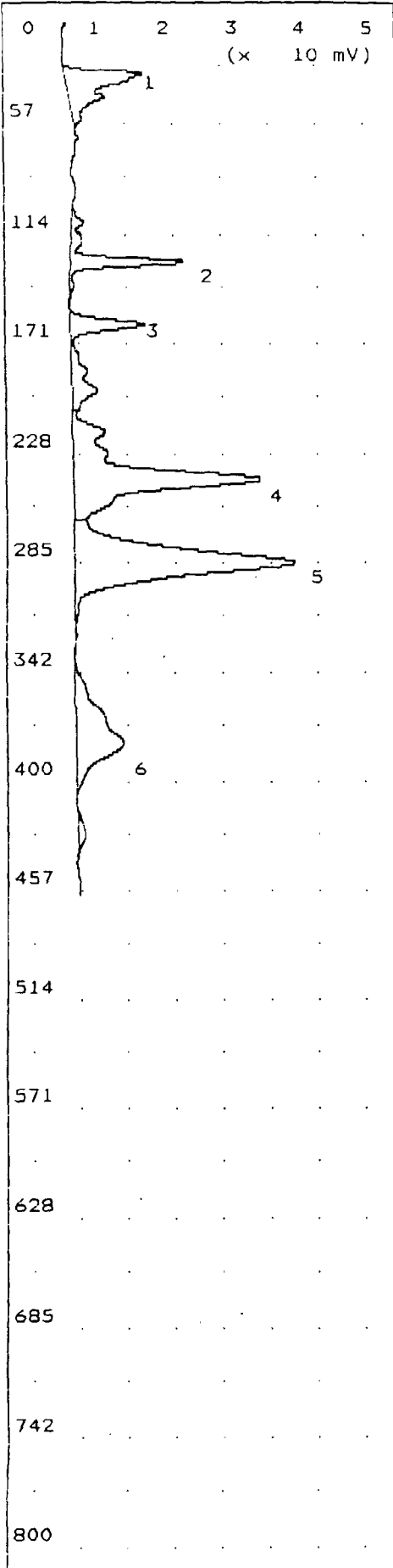
Time Printed: Oct 26, 94 21:33
 Sample Time: Oct 26, 94 16:44

Method
 Slope Up 1.500 mV/Sec
 Slope Down 4.500 mV/Sec
 Min Area 5.000 mVSec
 Min Height 5.000 mV
 Analysis Delay 0.0 sec
 Window Percent 10.0 %
 Det Flow 5 ml/min
 B/F Flow 0 ml/min
 Aux Flow 0 ml/min
 Oven Temp 40 C
 Amb Temp 0 C
 Max Gain 2
 Analysis Time 800.0 sec

Peak Report

Pk	Compound Name	Area/Conc	R.T.
1	Unknown	129.6 mVS	27.7

Notes
 Equipment Blank
 300 ul injection
 Grumman Plant 15
 John Burke



Time Printed: Oct 26, 94 21:48
 Sample Time: Oct 26, 94 16:57

Method


Slope Up 1.500 mV/Sec
 Slope Down 4.500 mV/Sec
 Min Area 5.000 mVSec
 Min Height 5.000 mV
 Analysis Delay 0.0 sec
 Window Percent 10.0 %
 Det Flow 5 ml/min
 B/F Flow 0 ml/min
 Aux Flow 0 ml/min
 Oven Temp 40 C
 Amb Temp 0 C
 Max Gain 2
 Analysis Time 800.0 sec

Peak Report

Pk	Compound Name	Area/Conc	R.T.
1	Unknown	139.3 mVS	27.2
2	Trichloroethene	413.6 PPB2	124.6
3	Unknown	144.0 mVS	157.6
4	Unknown	450.2 mVS	237.8
5	PCE	2.885 PPM2	281.6
6	Unknown	225.2 mVS	376.6

Notes

SG-38
 300 ul injection
 Grumman Plant 15
 John Burke



Time Printed: Oct 26, 94 21:34
 Sample Time: Oct 26, 94 17:06
 Method

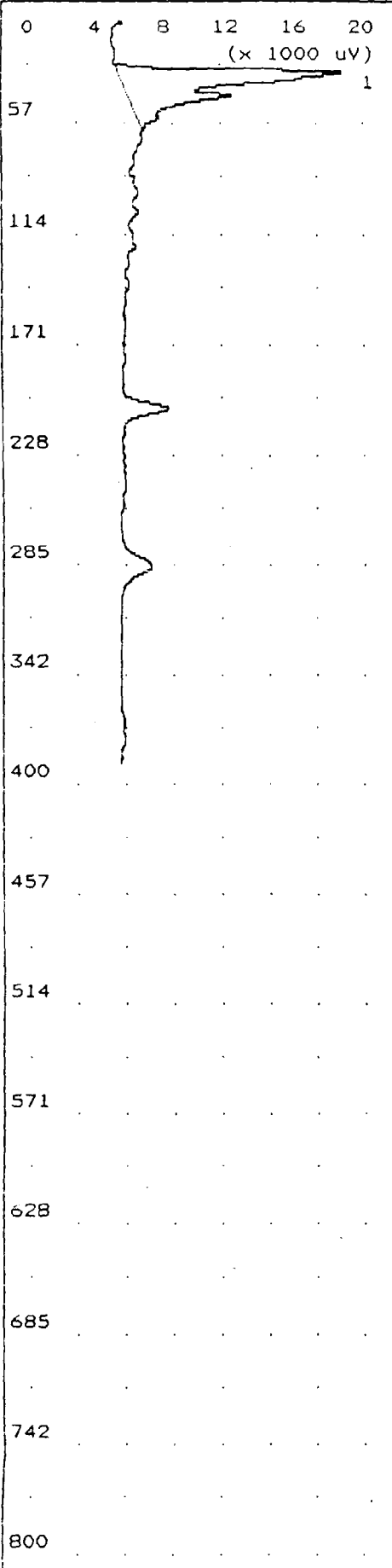
Slope Up	1.500	mV/Sec
Slope Down	4.500	mV/Sec
Min Area	5.000	mVSec
Min Height	5.000	mV
Analysis Delay	0.0	sec
Window Percent	10.0	%
Det Flow	5	ml/min
B/F Flow	0	ml/min
Aux Flow	0	ml/min
Oven Temp	40	C
Amb Temp	0	C
Max Gain	2	
Analysis Time	800.0	sec

Peak Report

Pk	Compound Name	Area/Conc	R.T.
1	Unknown	110.5 mVS	27.7

Notes

Equipment Blank
 500 ul injection
 Grumman Plant 15
 John Burke



Time Printed: Oct 26, 94 21:46
 Sample Time: Oct 26, 94 17:17
 Method


Slope Up	1.500	mV/Sec
Slope Down	4.500	mV/Sec
Min Area	5.000	mVSec
Min Height	5.000	mV
Analysis Delay	0.0	sec
Window Percent	10.0	%
Det Flow	5	ml/min
B/F Flow	0	ml/min
Aux Flow	0	ml/min
Oven Temp	40	C
Amb Temp	0	C
Max Gain	2	
Analysis Time	800.0	sec

Peak Report

Pk	Compound Name	Area/Conc	R.T.
1	Unknown	152.8 mVS	27.6

Notes

SG-67
 300 ul injection
 Grumman Plant 15
 John Burke



Time Printed: Oct 26, 94 21:36
 Sample Time: Oct 26, 94 17:29

Method


Slope Up 1.500 mV/Sec
 Slope Down 4.500 mV/Sec
 Min Area 5.000 mVSec
 Min Height 5.000 mV
 Analysis Delay 0.0 sec
 Window Percent 10.0 %
 Det Flow 5 ml/min
 B/F Flow 0 ml/min
 Aux Flow 0 ml/min
 Oven Temp 40 C
 Amb Temp 0 C
 Max Gain 2
 Analysis Time 800.0 sec

Peak Report

Pk	Compound Name	Area/Conc	R.T.
1	Unknown	192.5 mVS	27.3

Notes

SG-60
 300 ul injection
 Grumman Plant 15
 John Burke

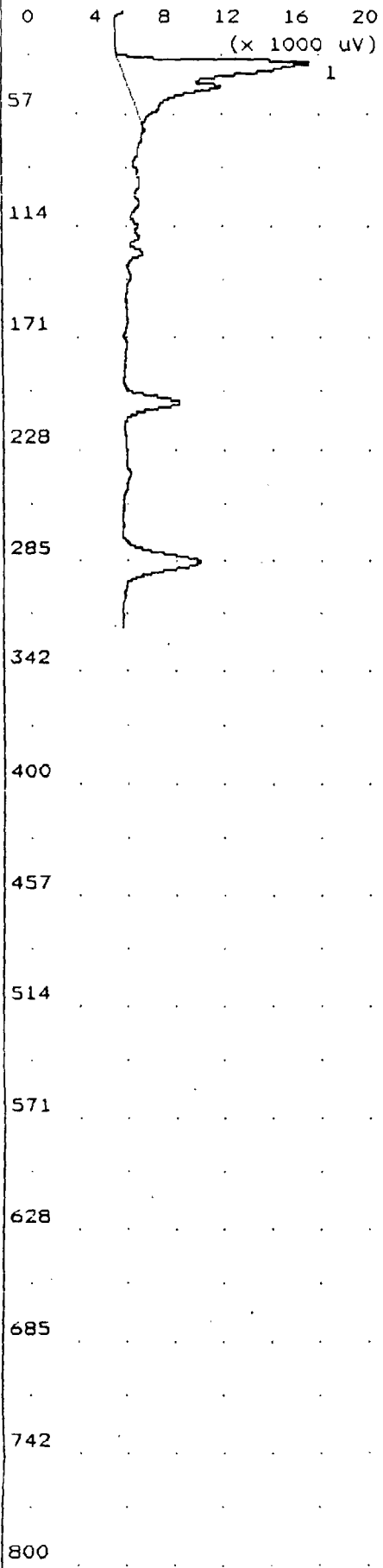


Time Printed: Oct 26, 94 21:42
 Sample Time: Oct 26, 94 17:40
 Method
 Slope Up 1.500 mV/Sec
 Slope Down 4.500 mV/Sec
 Min Area 5.000 mVSec
 Min Height 5.000 mV
 Analysis Delay 0.0 sec
 Window Percent 10.0 %
 Det Flow 5 ml/min
 B/F Flow 0 ml/min
 Aux Flow 0 ml/min
 Oven Temp 40 C
 Amb Temp 0 C
 Max Gain 2
 Analysis Time 800.0 sec

Peak Report

Pk	Compound Name	Area/Conc	R.T.
1	Unknown	244.9 mVS	27.2

Notes
 SG-53
 300 ul injection
 Grumman Plant 15
 John Burke



Time Printed: Oct 26, 94 21:37
 Sample Time: Oct 26, 94 17:51

Method

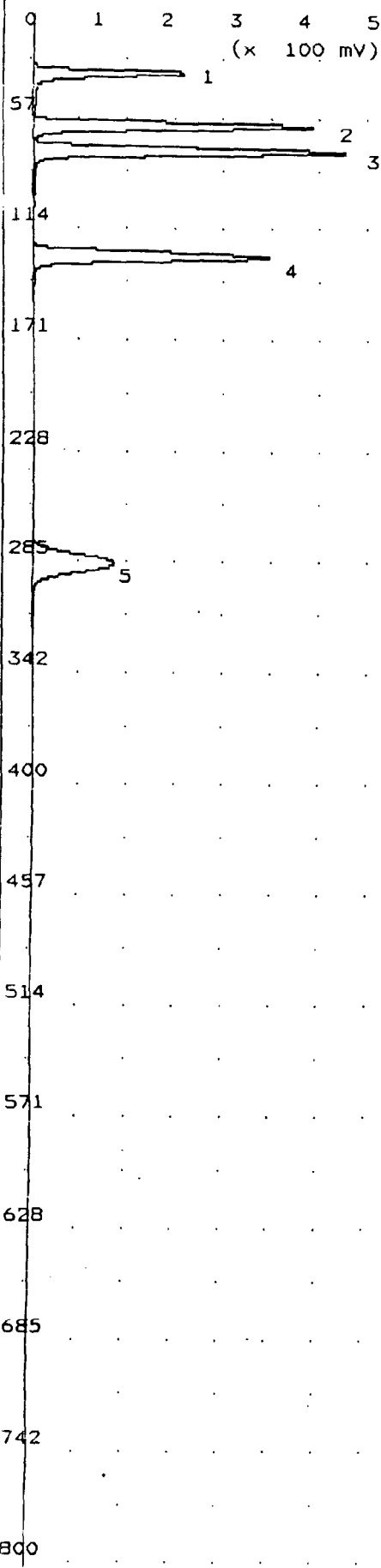
Slope Up	1.500	mV/Sec
Slope Down	4.500	mV/Sec
Min Area	5.000	mVSec
Min Height	5.000	mV
Analysis Delay	0.0	sec
Window Percent	10.0	%
Det Flow	5	ml/min
B/F Flow	0	ml/min
Aux Flow	0	ml/min
Oven Temp	40	C
Amb Temp	0	C
Max Gain	2	
Analysis Time	800.0	sec

Peak Report

Pk	Compound Name	Area/Conc	R.T.
1	Unknown	139.9 mVS	27.4

Notes

SG-46
 300 ul injection
 Grumman Plant 15
 John Burke



Time Printed: Oct 26, 94 21:39
 Sample Time: Oct 26, 94 18:11

Method

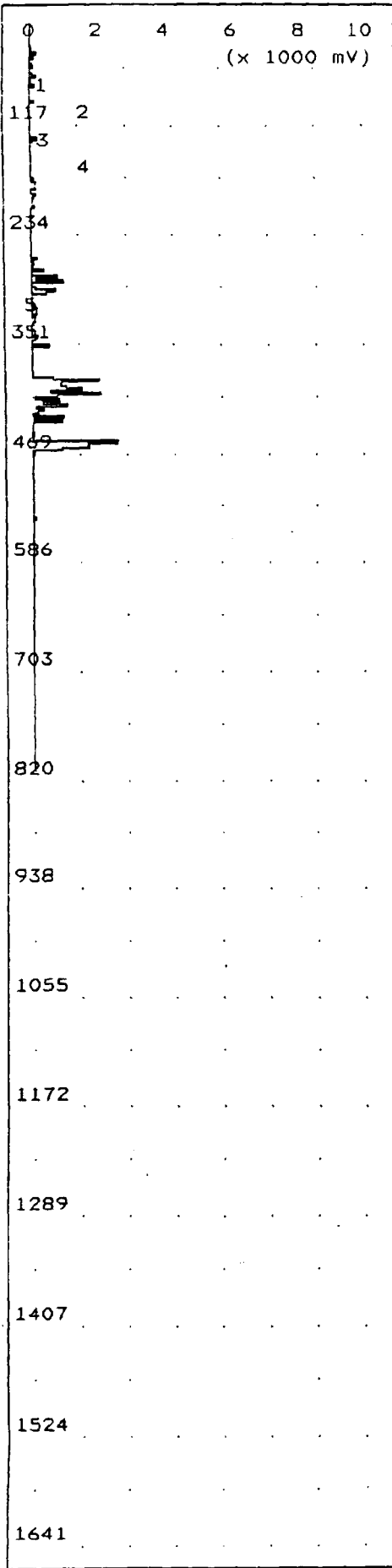
Slope Up 1.500 mV/Sec
 Slope Down 4.500 mV/Sec
 Min Area 5.000 mVSec
 Min Height 5.000 mV
 Analysis Delay 0.0 sec
 Window Percent 10.0 %
 Det Flow 5 ml/min
 B/F Flow 0 ml/min
 Aux Flow 0 ml/min
 Oven Temp 40 C
 Amb Temp 0 C
 Max Gain 2
 Analysis Time 800.0 sec

Peak Report

Pk	Compound Name	Area/Conc	R.T.
1	Unknown	975.4 mVS	30.8
2	trans-1,2-DCE	7.174 PPM2	57.3
3	cis-1,2-DCE	7.123 PPM2	70.4
4	Trichloroethene	7.062 PPM2	125.6
5	PCE	6.830 PPM2	283.2

Notes

Standard
 300 ul injection
 Grumman Plant 15
 John Burke



Time Printed: Oct 26, 94 21:41
 Sample Time: Oct 26, 94 18:11

Method

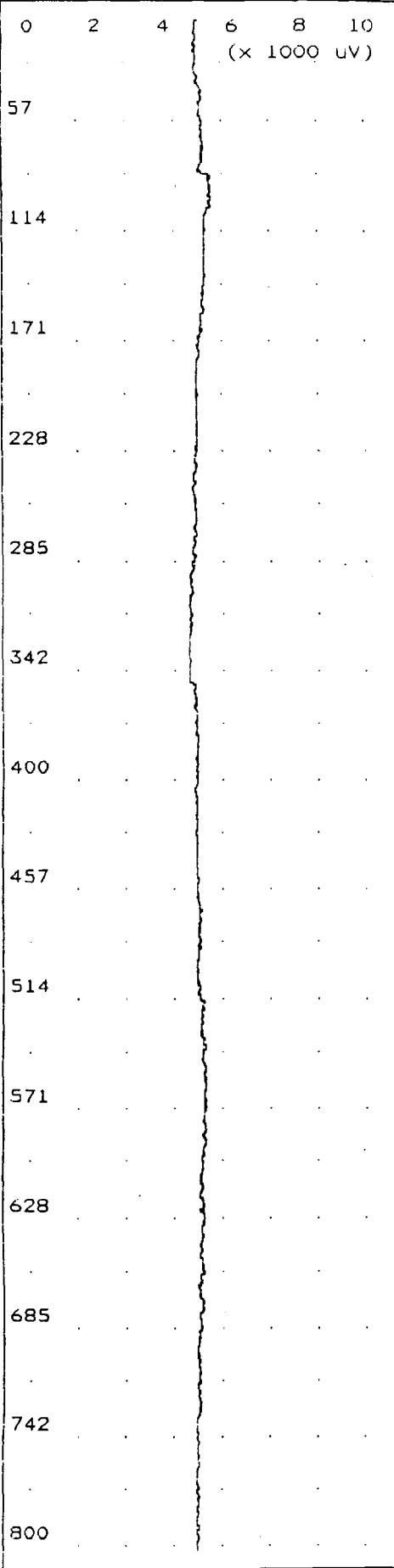
Slope Up 0.000 mV/Sec
 Slope Down 0.000 mV/Sec
 Min Area 0.000 mVSec
 Min Height 0.000 mV
 Analysis Delay 0.0 sec
 Window Percent 0.00 %
 Det Flow 1280 ml/min
 B/F Flow 0 ml/min
 Aux Flow 0 ml/min
 Oven Temp 10240 C
 Amb Temp 0 C
 Max Gain 512
 Analysis Time 1641.5 sec

Peak Report

Pk	Compound Name	Area/Conc	R.T.
1	Unknown	975.4 mVS	30.8
2	trans-1,2-DCE	7.174 PPM2	57.3
3	cis-1,2-DCE	7.123 PPM2	70.4
4	Trichloroethene	7.062 PPM2	125.6
5	PCE	6.830 PPM2	283.2

Notes

Standard
 300 ul injection
 Grumman Plant 15
 John Burke



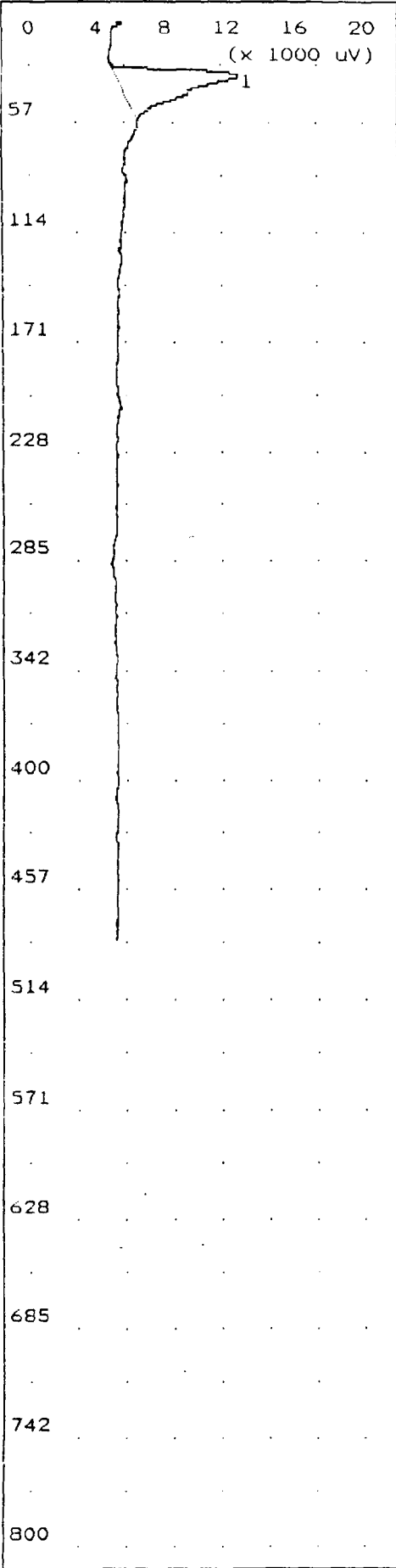
Time Printed: Nov 1, 94 10:35
 Sample Time: Oct 27, 94 08:01
 Method
 Slope Up 1.500 mV/Sec
 Slope Down 4.500 mV/Sec
 Min Area 5.000 mVSec
 Min Height 5.000 mV
 Analysis Delay 0.0 sec
 Window Percent 10.0 %
 Det Flow 5 ml/min
 B/F Flow 0 ml/min
 Aux Flow 0 ml/min
 Oven Temp 40 C
 Amb Temp 23 C
 Max Gain 2
 Analysis Time 800.0 sec

Peak Report

Pk	Compound Name	Area/Conc	R.T.
57			
114			
171			
228			
285			
342			
400			
457			
514			
571			
628			
685			
742			
800			

Notes

Baseline
 Grumman Plant 15
 John Burke



Time Printed: Nov 1, 94 10:37
 Sample Time: Oct 27, 94 08:18
 Method

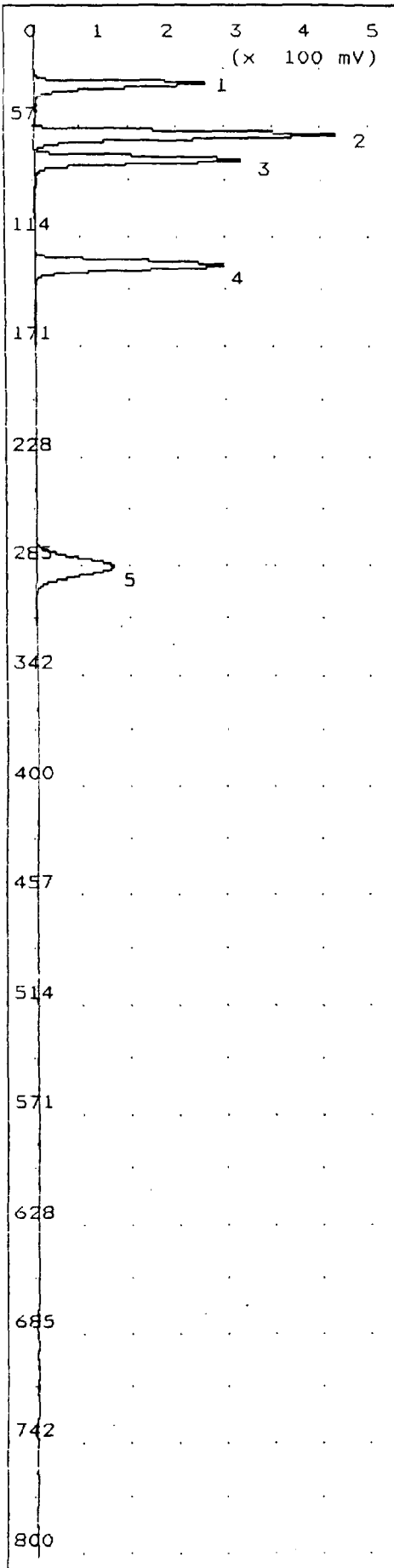
Slope Up	1.500	mV/Sec
Slope Down	4.500	mV/Sec
Min Area	5.000	mVSec
Min Height	5.000	mV
Analysis Delay	0.0	sec
Window Percent	10.0	%
Det Flow	5	ml/min
B/F Flow	0	ml/min
Aux Flow	0	ml/min
Oven Temp	40	C
Amb Temp	23	C
Max Gain	2	
Analysis Time	800.0	sec

Peak Report

Pk	Compound Name	Area/Conc	R.T.
1	Unknown	96.13 mVS	28.4

Notes

Syringe Blank
 500 ul injection
 Grumman Plant 15
 John Burke



Time Printed: Nov 1, 94 10:39
 Sample Time: Oct 27, 94 08:26

Method


Slope Up 1.500 mV/Sec
 Slope Down 4.500 mV/Sec
 Min Area 5.000 mVSec
 Min Height 5.000 mV
 Analysis Delay 0.0 sec
 Window Percent 10.0 %
 Det Flow 5 ml/min
 B/F Flow 0 ml/min
 Aux Flow 0 ml/min
 Oven Temp 40 C
 Amb Temp 24 C
 Max Gain 2
 Analysis Time 800.0 sec

Peak Report

Pk	Compound Name	Area/Conc	R.T.
1	Unknown	1.162 VSec	31.3
2	trans-1,2-DCE	5.000 PPM2	57.6
3	cis-1,2-DCE	5.000 PPM2	70.5
4	Trichloroethene	5.000 PPM2	125.6
5	PCE	5.000 PPM2	282.6

Notes

Standard
 300 ul injection
 Grumman Plant 15
 John Burke



Time Printed: Nov 1, 94 10:44
 Sample Time: Oct 27, 94 08:42

Method

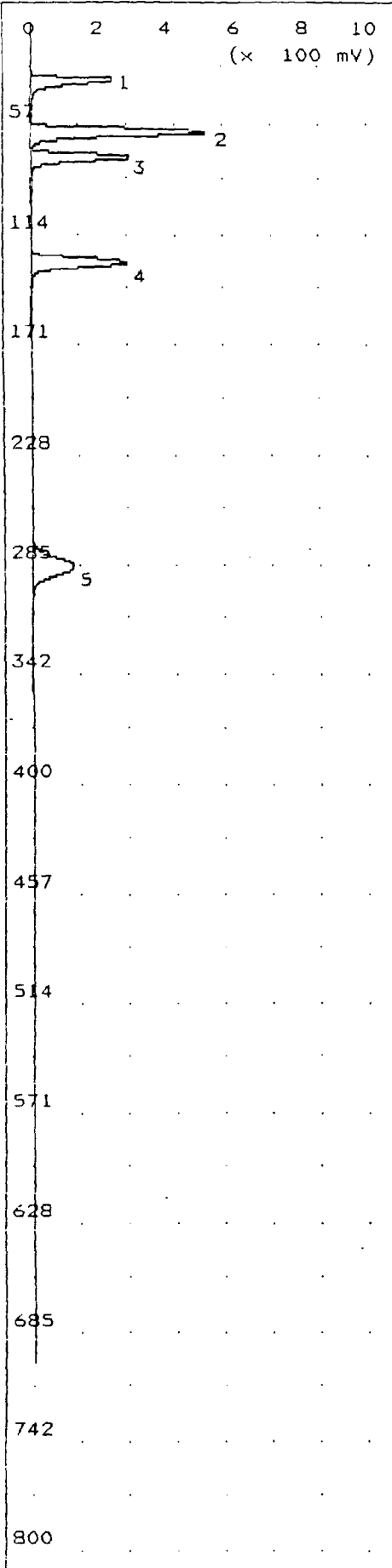
Slope Up 1.500 mV/Sec
 Slope Down 4.500 mV/Sec
 Min Area 5.000 mVSec
 Min Height 5.000 mV
 Analysis Delay 0.0 sec
 Window Percent 10.0 %
 Det Flow 5 ml/min
 B/F Flow 0 ml/min
 Aux Flow 0 ml/min
 Oven Temp 40 C
 Amb Temp 24 C
 Max Gain 2
 Analysis Time 800.0 sec

Peak Report

Pk	Compound Name	Area/Conc	R.T.
1	Unknown	1.080 VSec	30.8
2	trans-1,2-DCE	5.000 ppm	57.3
3	cis-1,2-DCE	5.000 ppm	70.1
4	Trichloroethene	5.000 ppm	125.2
5	PCE	5.000 ppm	282.1

Notes

Standard
 300 ul injection
 Grumman Plant 15
 John Burke



Time Printed: Nov 1, 94 10:46
 Sample Time: Oct 27, 94 08:54
 Method

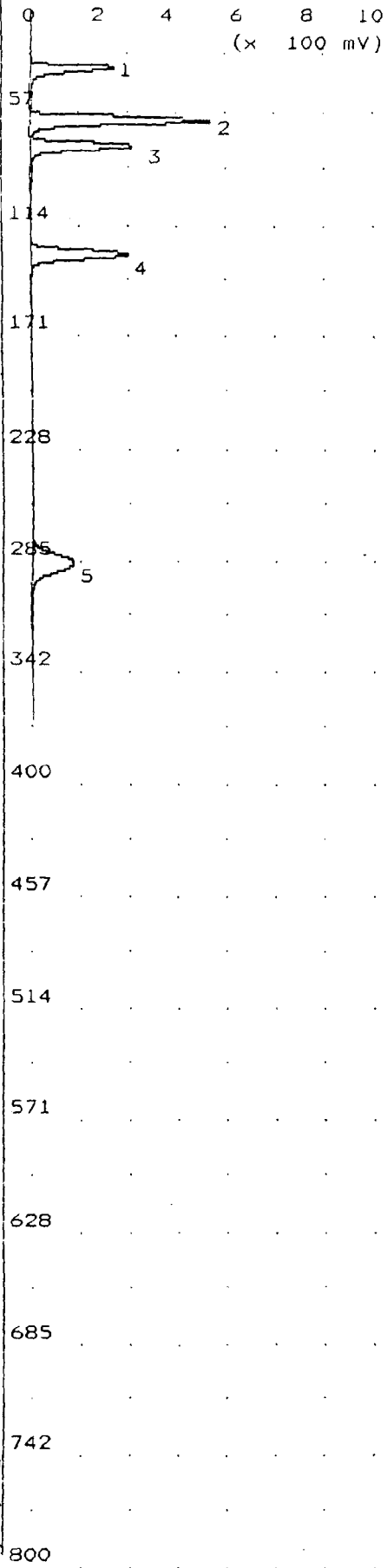
Slope Up	1.500	mV/Sec
Slope Down	4.500	mV/Sec
Min Area	5.000	mVSec
Min Height	5.000	mV
Analysis Delay	0.0	sec
Window Percent	10.0	%
Det Flow	5	ml/min
B/F Flow	0	ml/min
Aux Flow	0	ml/min
Oven Temp	40	C
Amb Temp	24	C
Max Gain	2	
Analysis Time	800.0	sec

Peak Report

Pk	Compound Name	Area/Conc	R.T.
1	Unknown	1.133 VSec	30.8
2	trans-1,2-DCE	5.411 ppm	57.2
3	cis-1,2-DCE	5.390 ppm	70.1
4	Trichloroethene	5.288 ppm	125.3
5	PCE	5.426 ppm	282.4

Notes

Standard
 300 ul injection
 Grumman Plant 15
 John Burke



Time Printed: Nov 1,94 10:48
 Sample Time: Oct 27,94 09:06

Method

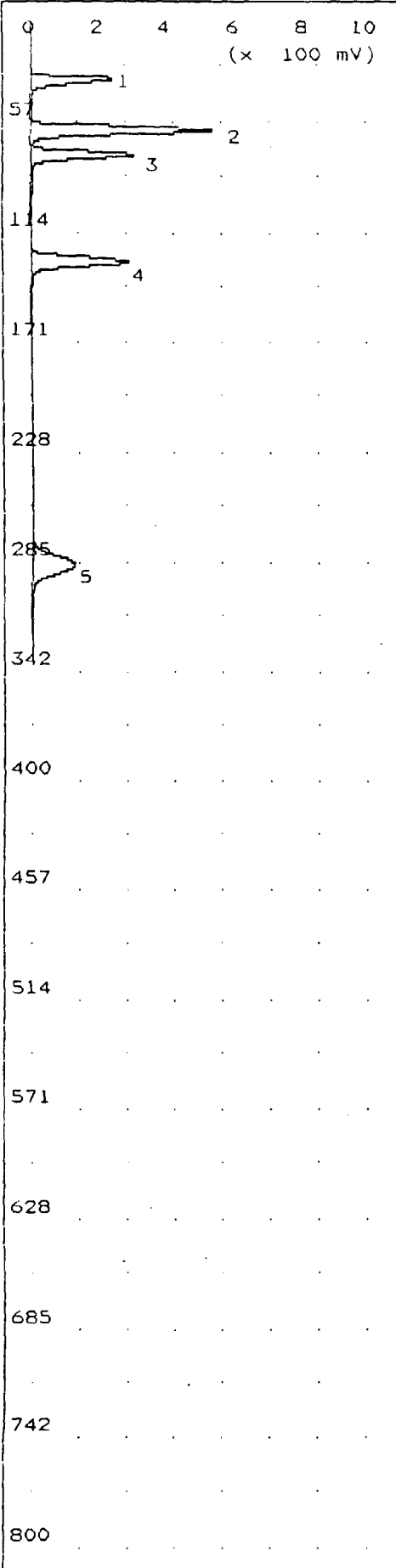
Slope Up 1.500 mV/Sec
 Slope Down 4.500 mV/Sec
 Min Area 5.000 mVSec
 Min Height 5.000 mV
 Analysis Delay 0.0 sec
 Window Percent 10.0 %
 Det Flow 5 ml/min
 B/F Flow 0 ml/min
 Aux Flow 0 ml/min
 Oven Temp 40 C
 Amb Temp 25 C
 Max Gain 2
 Analysis Time 800.0 sec

Peak Report

Pk	Compound Name	Area/Conc	R.T.
1	Unknown	1.093 VSec	31.0
2	trans-1,2-DCE	5.236 ppm	57.4
3	cis-1,2-DCE	5.283 ppm	70.2
4	Trichloroethene	5.177 ppm	125.4
5	PCE	5.147 ppm	282.6

Notes

Standard
 300 ul injection
 Grumman Plant 15
 John Burke




Time Printed: Nov 1,94 11:03
 Sample Time: Oct 27,94 09:15
 Method
 Slope Up 1.500 mV/Sec
 Slope Down 4.500 mV/Sec
 Min Area 5.000 mVSec
 Min Height 5.000 mV
 Analysis Delay 0.0 sec
 Window Percent 10.0 %
 Det Flow 5 ml/min
 B/F Flow 0 ml/min
 Aux Flow 0 ml/min
 Oven Temp 40 C
 Amb Temp 26 C
 Max Gain 2
 Analysis Time 800.0 sec

Peak Report

PK	Compound Name	Area/Conc	R.T.
1	Unknown	1.124 VSec	30.9
2	trans-1,2-DCE	5.483 ppm	57.5
3	cis-1,2-DCE	5.534 ppm	70.4
4	Trichloroethene	5.439 ppm	125.6
5	PCE	5.483 ppm	283.2

Notes
 Standard
 300 ul injection
 Grumman Plant 15
 John Burke



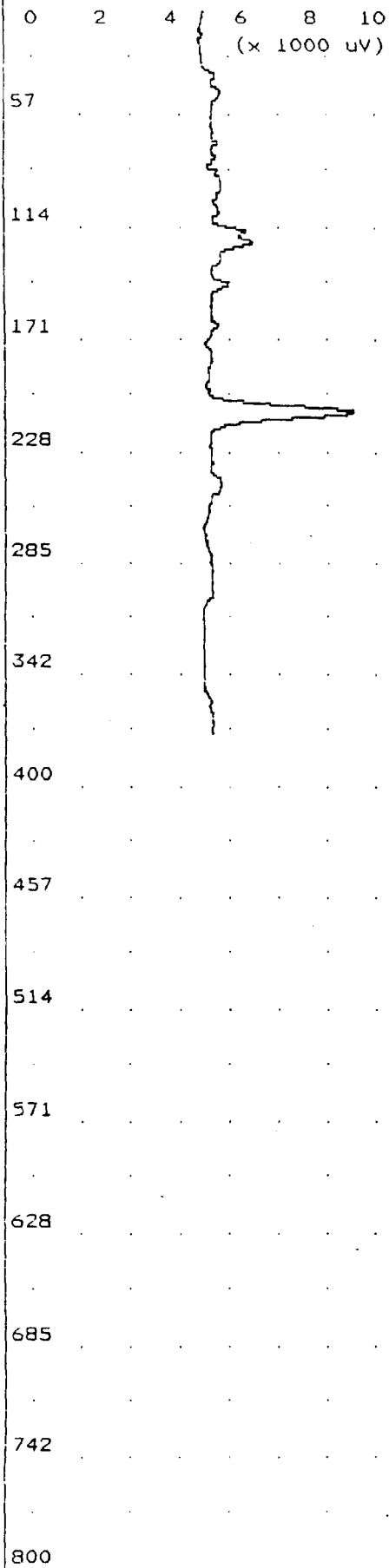
Time Printed: Nov 1, 94 11:23
 Sample Time: Oct 27, 94 09:23
 Method
 Slope Up 1.500 mV/Sec
 Slope Down 4.500 mV/Sec
 Min Area 5.000 mVSec
 Min Height 5.000 mV
 Analysis Delay 0.0 sec
 Window Percent 10.0 %
 Det Flow 5 ml/min
 B/F Flow 0 ml/min
 Aux Flow 0 ml/min
 Oven Temp 40 C
 Amb Temp 28 C
 Max Gain 2
 Analysis Time 800.0 sec

Peak Report

Pk	Compound Name	Area/Conc	R.T.
1	Unknown	100.9 mVS	29.0

Notes
 Equipment Blank
 500 ul injection
 Grumman Plant 15
 John Burke

0	2	4	6	8	10	Time Printed: Nov 1,94 11:25
						Sample Time: Oct 27,94 09:38
						Method
57						Slope Up 1.500 mV/Sec
						Slope Down 4.500 mV/Sec
						Min Area 5.000 mVSec
						Min Height 5.000 mV
114						Analysis Delay 0.0 sec
						Window Percent 10.0 %
						Det Flow 5 ml/min
						B/F Flow 0 ml/min
171						Aux Flow 0 ml/min
						Oven Temp 40 C
						Amb Temp 28 C
						Max Gain 2
228						Analysis Time 800.0 sec
						Peak Report
						Pk Compound Name Area/Conc R.T.
285						
342						
400						
457						
514						
571						
628						Notes
						Equipment Blank
						500 ul injection
						Grumman Plant 15
685						John Burke
742						
800						

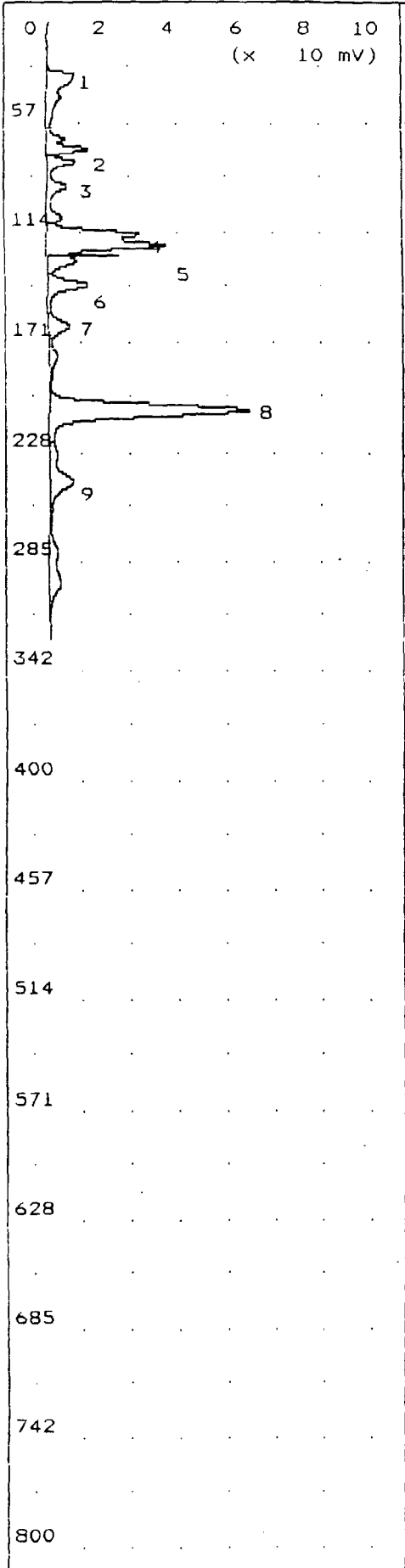


Time Printed: Nov 1,94 11:27
 Sample Time: Oct 27,94 09:39
 Method
 Slope Up 1.500 mV/Sec
 Slope Down 4.500 mV/Sec
 Min Area 5.000 mVSec
 Min Height 5.000 mV
 Analysis Delay 0.0 sec
 Window Percent 10.0 %
 Det Flow 5 ml/min
 B/F Flow 0 ml/min
 Aux Flow 0 ml/min
 Oven Temp 40 C
 Amb Temp 28 C
 Max Gain 2
 Analysis Time 800.0 sec

Peak Report
 Pk Compound Name Area/Conc R.T.

Notes

500 ul injection
 Grumman Plant 15
 John Burke

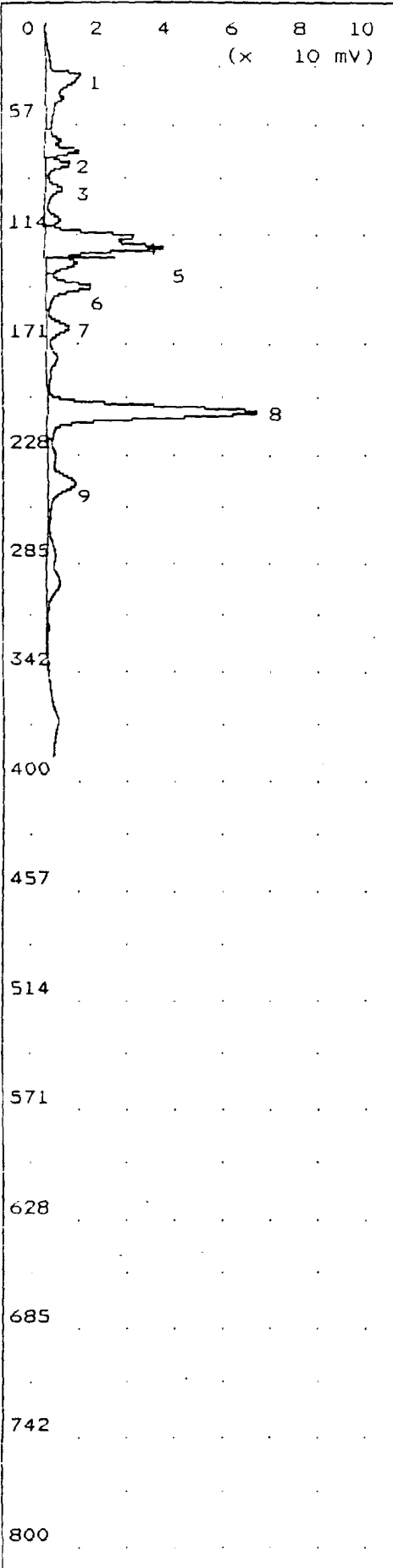


Time Printed: Nov 1, 94 11:37
 Sample Time: Oct 27, 94 09:46
 Method
 Slope Up 1.500 mV/Sec
 Slope Down 4.500 mV/Sec
 Min Area 5.000 mVSec
 Min Height 5.000 mV
 Analysis Delay 0.0 sec
 Window Percent 10.0 %
 Det Flow 5 ml/min
 B/F Flow 0 ml/min
 Aux Flow 0 ml/min
 Oven Temp 40 C
 Amb Temp 28 C
 Max Gain 2
 Analysis Time 800.0 sec

Peak Report

Pk	Compound Name	Area/Conc	R.T.
1	Unknown	112.6 mVS	27.5
2	cis-1,2-DCE	277.6 PPB2	66.8
3	Unknown	101.5 mVS	73.7
4	Unknown	126.8 mVS	111.6
5	Trichloroethene	784.5 PPB2	117.0
6	Unknown	72.97 mVS	138.0
7	Unknown	74.84 mVS	159.4
8	Unknown	436.0 mVS	202.6
9	Unknown	176.8 mVS	239.4

Notes
 SG-77 2.25minute pump
 300 ul injection
 Grumman Plant 15
 John Burke



Time Printed: Nov 1,94 11:49
 Sample Time: Oct 27,94 09:53
 Method

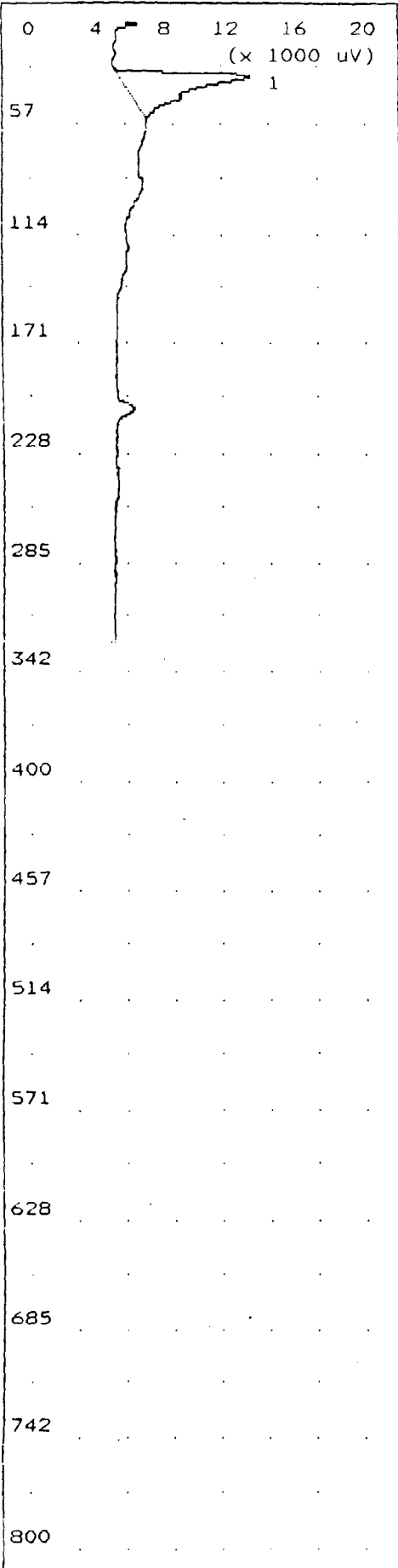
Slope Up 1.500 mV/Sec
 Slope Down 4.500 mV/Sec
 Min Area 5.000 mVSec
 Min Height 5.000 mV
 Analysis Delay 0.0 sec
 Window Percent 10.0 %
 Det Flow 5 ml/min
 B/F Flow 0 ml/min
 Aux Flow 0 ml/min
 Oven Temp 40 C
 Amb Temp 29 C
 Max Gain 2
 Analysis Time 800.0 sec

Peak Report

Pk	Compound Name	Area/Conc	R.T.
1	Unknown	164.6 mVS	27.6
2	Unknown	63.88 mVS	66.6
3	cis-1,2-DCE	360.7 PPB2	73.4
4	Unknown	126.3 mVS	111.6
5	Trichloroethene	815.6 PPB2	117.2
6	Unknown	86.82 mVS	138.0
7	Unknown	84.32 mVS	158.8
8	Unknown	455.2 mVS	202.6
9	Unknown	197.3 mVS	239.0

Notes

SG-77 2.50minute pump
 300 ul injection
 Grumman Plant 15
 John Burke



Time Printed: Nov 1,94 12:02
 Sample Time: Oct 27,94 10:00
 Method

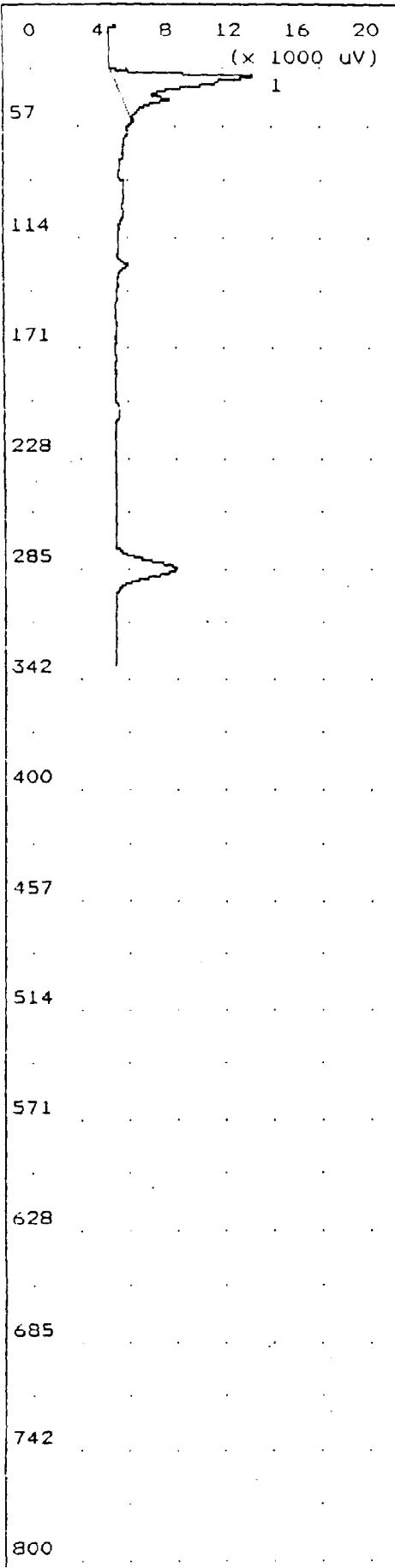
Slope Up	1.500	mV/Sec
Slope Down	4.500	mV/Sec
Min Area	5.000	mVSec
Min Height	5.000	mV
Analysis Delay	0.0	sec
Window Percent	10.0	%
Det Flow	5	ml/min
B/F Flow	0	ml/min
Aux Flow	0	ml/min
Oven Temp	40	C
Amb Temp	29	C
Max Gain	2	
Analysis Time	800.0	sec

Peak Report

Pk	Compound Name	Area/Conc	R.T.
1	Unknown	83.94 mVS	29.2

Notes

Equipment Blank
 500 ul injection
 Grumman Plant 15
 John Burke



Time Printed: Nov 1, 94 12:04
 Sample Time: Oct 27, 94 10:13
 Method


Slope Up	1.500	mV/Sec
Slope Down	4.500	mV/Sec
Min Area	5.000	mVSec
Min Height	5.000	mV
Analysis Delay	0.0	sec
Window Percent	10.0	%
Det Flow	5	ml/min
B/F Flow	0	ml/min
Aux Flow	0	ml/min
Oven Temp	40	C
Amb Temp	29	C
Max Gain	2	
Analysis Time	800.0	sec

Peak Report

Pk	Compound Name	Area/Conc	R.T.
1	Unknown	72.48 mVS	28.0

Notes

SG-65
 300 ul injection
 Grumman Plant 15
 John Burke

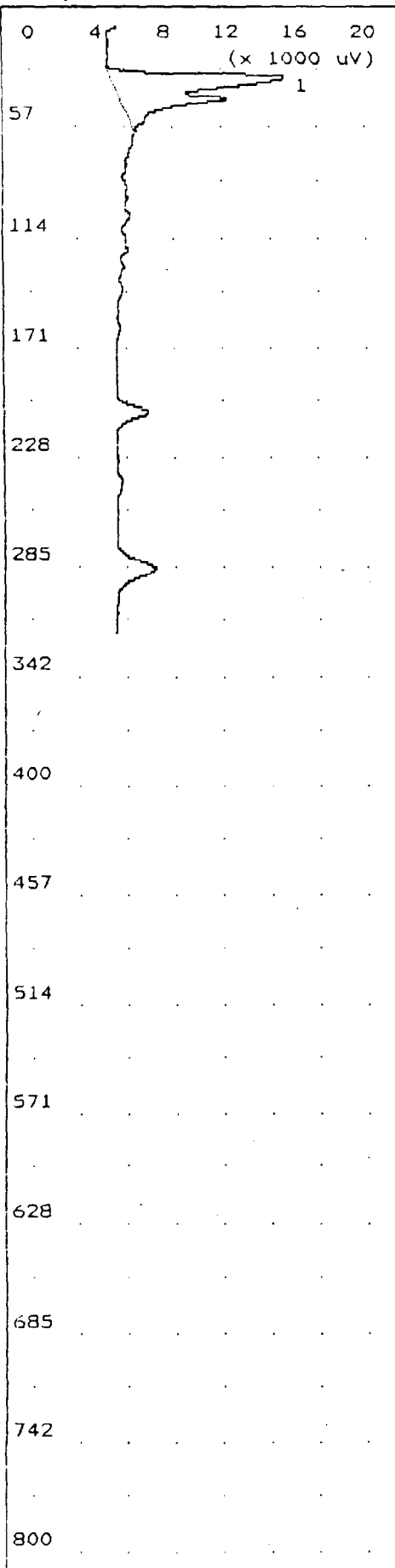


Time Printed: Nov 1,94 12:06
 Sample Time: Oct 27,94 10:26
 Method
 Slope Up 1.500 mV/Sec
 Slope Down 4.500 mV/Sec
 Min Area 5.000 mVSec
 Min Height 5.000 mV
 Analysis Delay 0.0 sec
 Window Percent 10.0 %
 Det Flow 5 ml/min
 B/F Flow 0 ml/min
 Aux Flow 0 ml/min
 Oven Temp 40 C
 Amb Temp 29 C
 Max Gain 2
 Analysis Time 800.0 sec

Peak Report

Pk	Compound Name	Area/Conc	R.T.
1	Unknown	105.5 mVS	28.1

Notes
 SG-70
 300 ul injection
 Grumman Plant 15
 John Burke



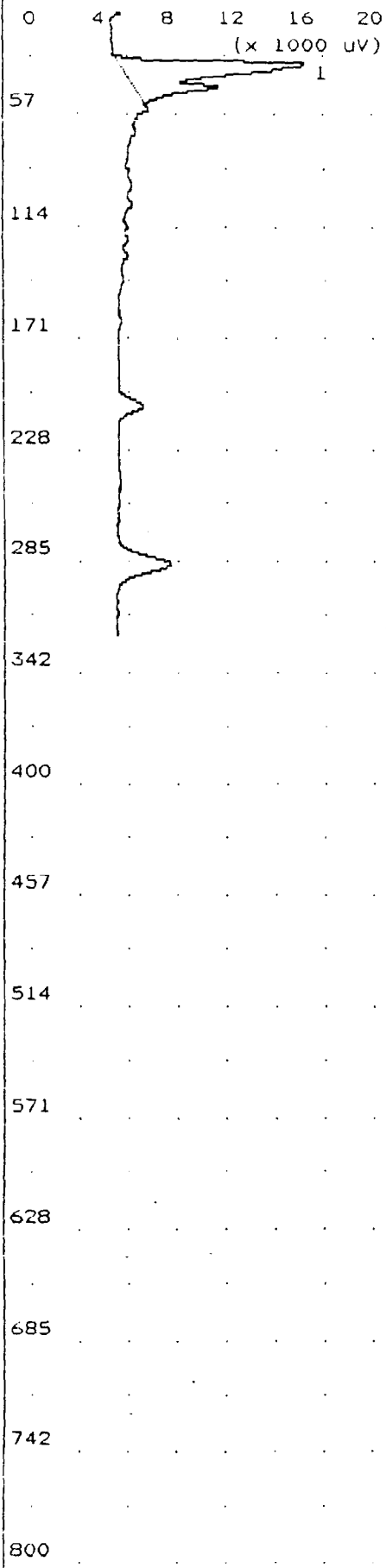
Time Printed: Nov 1.94 12:07
 Sample Time: Oct 27,94 10:44
 Method
 Slope Up 1.500 mV/Sec
 Slope Down 4.500 mV/Sec
 Min Area 5.000 mVSec
 Min Height 5.000 mV
 Analysis Delay 0.0 sec
 Window Percent 10.0 %
 Det Flow 5 ml/min
 B/F Flow 0 ml/min
 Aux Flow 0 ml/min
 Oven Temp 40 C
 Amb Temp 29 C
 Max Gain 2
 Analysis Time 800.0 sec

Peak Report

Pk	Compound Name	Area/Conc	R.T.
1	Unknown	131.4 mVS	28.2

Notes

SG-74
 300 ul injection
 Grumman Plant 15
 John Burke



Time Printed: Nov 1, 94 12:09
 Sample Time: Oct 27, 94 10:55

Method


Slope Up 1.500 mV/Sec
 Slope Down 4.500 mV/Sec
 Min Area 5.000 mVSec
 Min Height 5.000 mV
 Analysis Delay 0.0 sec
 Window Percent 10.0 %
 Det Flow 5 ml/min
 B/F Flow 0 ml/min
 Aux Flow 0 ml/min
 Oven Temp 40 C
 Amb Temp 29 C
 Max Gain 2
 Analysis Time 800.0 sec

Peak Report

Pk	Compound Name	Area/Conc	R.T.
1	Unknown	113.1 mVS	27.8

Notes

SG-69
 300 ul injection
 Grumman Plant 15
 John Burke



Time Printed: Nov 1, 94 12:14
 Sample Time: Oct 27, 94 11:07

Method

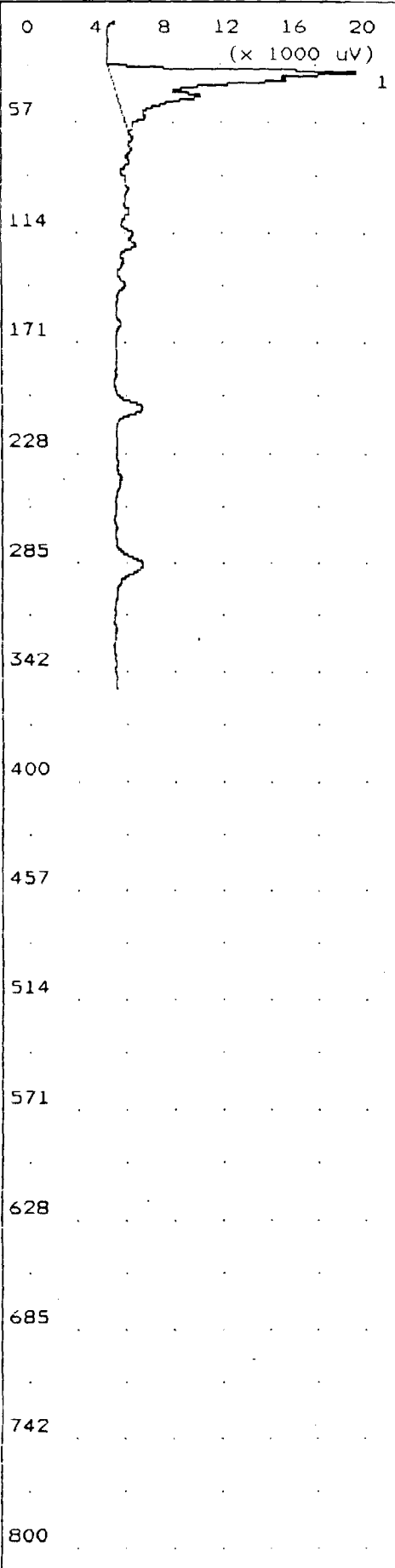
Slope Up 1.500 mV/Sec
 Slope Down 4.500 mV/Sec
 Min Area 5.000 mVSec
 Min Height 5.000 mV
 Analysis Delay 0.0 sec
 Window Percent 10.0 %
 Det Flow 5 ml/min
 B/F Flow 0 ml/min
 Aux Flow 0 ml/min
 Oven Temp 40 C
 Amb Temp 29 C
 Max Gain 2
 Analysis Time 800.0 sec

Peak Report

Pk	Compound Name	Area/Conc	R.T.
1	Unknown	101.6 mVS	27.8

Notes

SG-73
 300 ul injection
 Grumman Plant 15
 John Burke

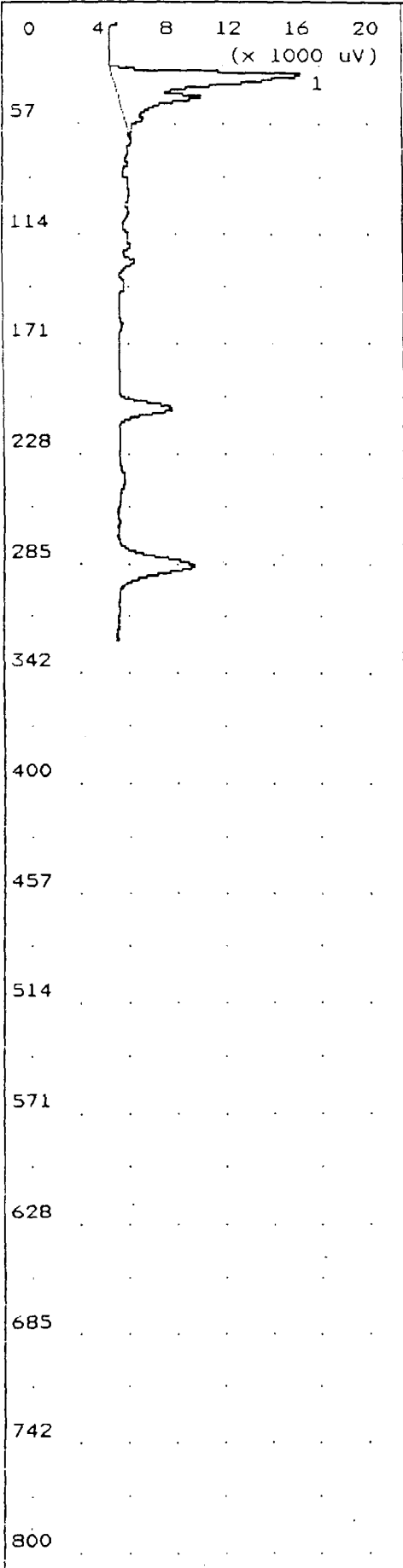


Time Printed: Nov 1,94 12:16
 Sample Time: Oct 27,94 11:18
 Method
 Slope Up 1.500 mV/Sec
 Slope Down 4.500 mV/Sec
 Min Area 5.000 mVSec
 Min Height 5.000 mV
 Analysis Delay 0.0 sec
 Window Percent 10.0 %
 Det Flow 5 ml/min
 B/F Flow 0 ml/min
 Aux Flow 0 ml/min
 Oven Temp 40 C
 Amb Temp 29 C
 Max Gain 2
 Analysis Time 800.0 sec

Peak Report

Pk	Compound Name	Area/Conc	R.T.
1	Unknown	148.5 mVS	27.4

Notes
 SG-68
 300 ul injection
 Grumman Plant 15
 John Burke




Time Printed: Nov 1,94 12:34
 Sample Time: Oct 27,94 11:30
 Method
 Slope Up 1.500 mV/Sec
 Slope Down 4.500 mV/Sec
 Min Area 5.000 mVSec
 Min Height 5.000 mV
 Analysis Delay 0.0 sec
 Window Percent 10.0 %
 Det Flow 5 ml/min
 B/F Flow 0 ml/min
 Aux Flow 0 ml/min
 Oven Temp 40 C
 Amb Temp 30 C
 Max Gain 2
 Analysis Time 800.0 sec

Peak Report

Pk	Compound Name	Area/Conc	R.T.
1	Unknown	120.9 mVS	27.8


Notes
 SG-64
 300 ul injection
 Grumman Plant 15
 John Burke



Time Printed: Nov 1,94 12:38
 Sample Time: Oct 27,94 11:41
 Method
 Slope Up 1.500 mV/Sec
 Slope Down 4.500 mV/Sec
 Min Area 5.000 mVSec
 Min Height 5.000 mV
 Analysis Delay 0.0 sec
 Window Percent 10.0 %
 Det Flow 5 ml/min
 B/F Flow 0 ml/min
 Aux Flow 0 ml/min
 Oven Temp 40 C
 Amb Temp 30 C
 Max Gain 2
 Analysis Time 800.0 sec

Peak Report		
Pk	Compound Name	R.T.
1	Unknown	27.7

Notes
 SG-63
 300 ul injection
 Grumman Mount 15
 John Bur



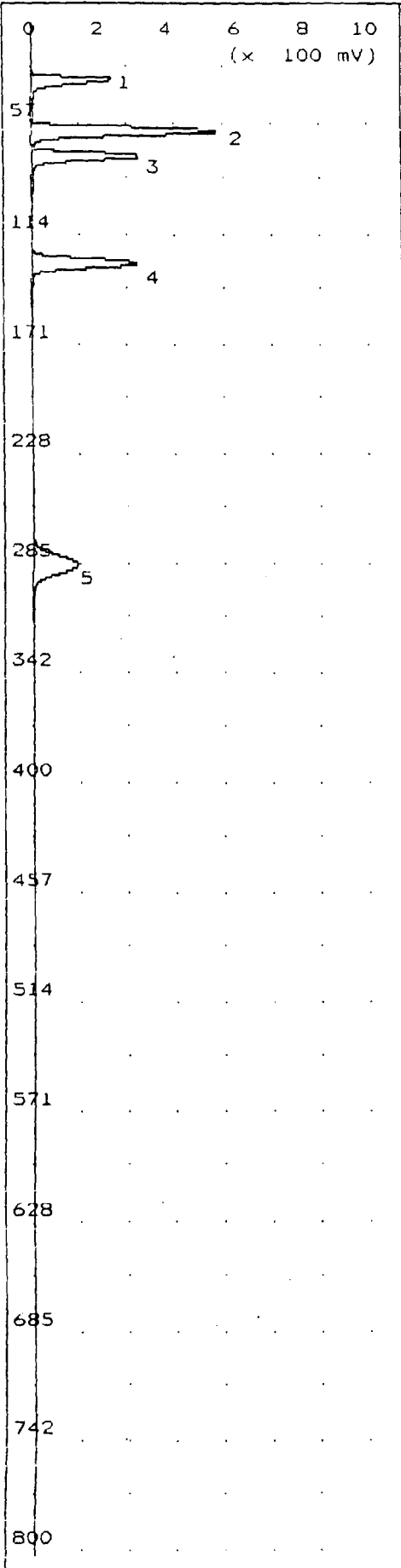
Time Printed: Nov 1, 94 12:40
 Sample Time: Oct 27, 94 11:48
 Method
 Slope Up 1.500 mV/Sec
 Slope Down 4.500 mV/Sec
 Min Area 5.000 mVSec
 Min Height 5.000 mV
 Analysis Delay 0.0 sec
 Window Percent 10.0 %
 Det Flow 5 ml/min
 B/F Flow 0 ml/min
 Aux Flow 0 ml/min
 Oven Temp 40 C
 Amb Temp 30 C
 Max Gain 2
 Analysis Time 800.0 sec

Peak Report

Pk	Compound Name	Area/Conc	R.T.
1	Unknown	253.1 mVS	27.8

Notes

SG-63 dup
 300 ul injection
 Grumman Plant 15
 John Burke



Time Printed: Nov 1,94 14:53
 Sample Time: Oct 27,94 12:03
 Method
 Slope Up 1.500 mV/Sec
 Slope Down 4.500 mV/Sec
 Min Area 5.000 mVSec
 Min Height 5.000 mV
 Analysis Delay 0.0 sec
 Window Percent 10.0 %
 Det Flow 5 ml/min
 B/F Flow 0 ml/min
 Aux Flow 0 ml/min
 Oven Temp 40 C
 Amb Temp 30 C
 Max Gain 2
 Analysis Time 800.0 sec

Peak Report

Pk	Compound Name	Area/Conc	R.T.
1	Unknown	1.116 VSec	30.7
2	trans-1,2-DCE	5.728 ppm	57.2
3	cis-1,2-DCE	6.037 ppm	70.1
4	Trichloroethene	5.932 ppm	125.3
5	PCE	5.798 ppm	282.4

Notes
 Standard
 300 ul injection
 Grumman Plant 15
 John Burke