

**PHASE II ENVIRONMENTAL
SITE ASSESSMENT
T1 PARCEL
NORTHROP GRUMMAN CORPORATION
BETHPAGE, NEW YORK**

August 1997

Prepared for

Northrop Grumman Corporation
South Oyster Bay Road
Bethpage, New York 11714

Prepared by

Geraghty & Miller, Inc.
88 Duryea Road
Melville, New York 11747
(516) 249-7600

GERAGHTY & MILLER, INC.



PHASE II ENVIRONMENTAL
SITE ASSESSMENT
T1 PARCEL
NORTHROP GRUMMAN CORPORATION
BETHPAGE, NEW YORK

August 12, 1997

Prepared by GERAGHTY & MILLER, INC.



Robert Porsche
Staff Scientist



Carlo San Giovanni
Principal Scientist



Michael F. Wolfert
Project Director

**PHASE II ENVIRONMENTAL
SITE ASSESSMENT
T1 PARCEL
NORTHROP GRUMMAN CORPORATION
BETHPAGE, NEW YORK**

TABLE OF CONTENTS

	<u>Page</u>
1.0 INTRODUCTION	1-1
2.0 PHASE I SITE ASSESSMENT - OVERVIEW	2-1
2.1 Aircraft Runway, Taxiway and Runway Landing Lights	2-1
2.2 Storm Water Dry Wells	2-2
2.3 Aircraft Calibration Pad (Compass Rose).....	2-2
3.0 PHASE II SITE ASSESSMENT - FIELD PROGRAM	3-1
3.1 Air Monitoring Activities	3-3
3.2 Soil Sample Program	3-3
3.2.1 Aircraft Runway, Taxiway and Runway Landing Lights	3-4
3.2.2 Storm Water Dry Wells	3-5
3.2.3 Aircraft Calibration Pad (Compass Rose).....	3-5
3.3 Field Blank Sample	3-5
4.0 FINDINGS AND CONCLUSIONS	4-1
4.1 Soil Sample Program	4-1
4.1.1 Aircraft Runway, Taxiway and Runway Landing Lights	4-2
4.1.2 Storm Water Dry Wells	4-4
4.1.3 Aircraft Calibration Pad (Compass Rose).....	4-6
4.2 Field Blank Sample	4-7
5.0 RECOMMENDATIONS	5-1
6.0 REFERENCES	6-1

TABLE OF CONTENTS (continued)

TABLES

- 3-1 Soil Sample Locations and Rationale for the Phase II Investigation of the T1 Parcel, Northrop Grumman Corporation, Bethpage, New York.
- 4-1 Results of TPH Analyses of Soil Samples Collected during the Phase II Investigation of the T1 Parcel, Northrop Grumman Corporation, Bethpage, New York.
- 4-2 Results of Petroleum Product Identification Analyses of Soil Samples Collected During the Phase II Investigation of the T1 Parcel, Northrop Grumman Corporation, Bethpage, New York.
- 4-3 Results of VOC Analyses of Soil Samples Collected During the Phase II Investigation of the T1 Parcel, Northrop Grumman Corporation, Bethpage, New York.
- 4-4 Results of Eight RCRA Metals Analyses of Soil Samples Collected During the Phase II Investigation of the T1 Parcel, Northrop Grumman Corporation, Bethpage, New York.
- 4-5 Results of Herbicides and PCBs Analyses of Soil Samples Collected During the Phase II Investigation of the T1 Parcel, Northrop Grumman Corporation, Bethpage, New York.
- 4-6 Results of STARS Semivolatile Organic Compound Analyses of Soil Samples Collected During the Phase II Investigation of the T1 Parcel, Northrop Grumman Corporation, Bethpage, New York.
- 4-7 Results of TCLP STARS Semivolatile Organic Compound Analyses of Soil Samples Collected During the Phase II Investigation of the T1 Parcel, Northrop Grumman Corporation, Bethpage, New York.

FIGURES

- 1-1 Site Location, T1 Parcel, Northrop Grumman Corporation, Bethpage, New York.
- 1-2 Site Plan, T1 Parcel, Northrop Grumman Corporation, Bethpage, New York.
- 1-3 Soil Boring Locations for Phase II Environmental Site Assessment of the T1 Parcel, Northrop Grumman Corporation, Bethpage, New York.

APPENDICES

- A. Boring Logs
- B. Laboratory Data

**PHASE II ENVIRONMENTAL
SITE ASSESSMENT
T1 PARCEL
NORTHROP GRUMMAN CORPORATION
BETHPAGE, NEW YORK**

1.0 INTRODUCTION

On February 14, 1997, Geraghty & Miller, Inc. was retained by the Northrop Grumman Corporation (Northrop Grumman) to conduct a Phase II Environmental Site Assessment (ESA) of the property known as the T1 Parcel, which is located on the southeastern portion of the Northrop Grumman airfield in Bethpage, New York. A location map is presented on Figure 1-1. The site is triangular-shaped, consists of 11.7 acres (current Tax ID No.: Section 46, Block 323, and a portion of Lot 17 J) and is currently owned by Northrop Grumman. This site is located within an area zoned as H, which is defined as light industrial. To the south of the T1 Parcel are a series of storm water recharge basins, known as the south recharge basin group. Residential and commercial developments are located south of the recharge basins. To the west of the subject property is the S1 Parcel that contains grassed land and sections of the aircraft runway. To the east of the subject property is the U3 Parcel, which also contains grassed land and sections of the aircraft runway. North of the T1 Parcel are buildings known as Plant 1 (which contains offices and the inactive Plant 1 Fuel Depot) and Hangar 7; site maps are provided on Figure 1-2 and 1-3.

On March 11, 1994, the northwestern portion of the T1 Parcel was delisted from the Registry of Inactive Hazardous Waste Disposal Sites (NYSDEC 1996) and on April 7, 1995 the remaining portion of the T1 Parcel was delisted from the registry.

The T1 Parcel is generally level with topography gradually sloping away from the runway and taxiway to facilitate drainage. Ground elevation is approximately 110 feet above mean sea level. Based on water-level measurements made during a Remedial Investigation (RI) of the Bethpage facility, the groundwater table would be found at approximately 45 feet below land surface (Geraghty & Miller, Inc. 1994). The shallow groundwater in this area is not used as a source of potable drinking water.

A Phase I ESA of the T1 Parcel was completed in April 1997. The purpose of the Phase II ESA is to document the investigative activities undertaken in accordance with recommendations of the Phase I Environmental Site Assessment report, present the results obtained from the laboratory analysis of environmental samples, and provide an interpretation of analytical results with respect to appropriate environmental criteria. Section 2 of this document presents an overview of the findings, conclusions, and recommendations of the Phase I Site Assessment. The procedures followed throughout the course of the Phase II field program are described in Section 3. Section 4 describes the findings and conclusions of the Phase II field program. The recommendations of the Phase II Site Assessment are presented in Section 5.

2.0 PHASE I SITE ASSESSMENT - OVERVIEW

This section presents an overview of the potential areas of environmental concern (AOC) identified in the Phase I ESA of the T1 Parcel and the investigative activities recommended for each. The areas of potential environmental concern, requiring additional investigation, included the following:

- Aircraft runway, taxiway and runway landing lights.
- Storm water dry wells.
- Aircraft calibration pad.

2.1 Aircraft Runway, Taxiway and Runway Landing Lights

The primary use of the T1 Parcel was as an aircraft runway and taxiway. Over the approximately 35 years that the runway and taxiway were used, petroleum hydrocarbons from the incomplete combustion of aircraft fuels and herbicides to control plant growth may have accumulated on the runway and taxiway surfaces. Because storm water drains to the perimeter of the runway and taxiway, soils adjacent to these areas may have been impacted by petroleum hydrocarbons and herbicides.

The drilling of two soil borings (T1-14 and T1-16) was recommended in the vicinity of the runway to investigate soil potentially impacted by runway runoff, or polychlorinated biphenyl (PCB) contamination from leaking runway lights. Based on the land use associated with this AOC, a sample interval of 0 to 4 ft was suggested, with the following analyses to be performed: total petroleum hydrocarbon (TPH), 8 Resource Conservation and Recovery Act (RCRA) Metals, Herbicides and a volatile organic compound (VOC) grab sample based on headspace readings. In addition, the soil boring locations were suggested adjacent to runway landing lights for the collection of a sample for analysis of PCBs.

The drilling of two soil borings (T1-7 and T1-8), was recommended in the vicinity of the taxiway, where aircraft were transported, temporarily staged, displayed, potentially fueled, and/or serviced. Since petroleum hydrocarbons are associated with the fueling and/or servicing of aircraft and

storm water runoff is directed towards the perimeter of the staging areas, the soil adjacent to the aircraft staging areas may have been impacted by petroleum hydrocarbons and was identified as an AOC.

Based on the potential contaminant sources associated with this AOC (aircraft fuels/oils, hydraulics associated with the aircraft), the collection of 2 soil samples at points north and south of the taxiway were suggested. The samples were to be analyzed for TPH, VOCs, and 8 RCRA Metals.

2.2 Storm Water Dry Wells

Seven storm water dry wells (T1-D1 through T1-D7), discharging directly into the ground, were identified on the T1 Parcel. Because of the potential for petroleum hydrocarbons in storm water runoff, the storm water dry wells were considered potential AOCs. The catch basin identified on the T1 parcel was not considered an AOC because no recharge occurs within it; the catch basin is connected to storm water dry wells, where recharge occurs.

The collection of soil samples from 2 discrete intervals beneath the bottom of each storm water dry well was recommended; from 0 to 2 and 2-4 ft below the bottom of the storm water dry wells and analyzed for TPH, 8 RCRA Metals, VOCs and semi-volatile organic compounds (SVOCs) by EPA Method 8270 for the Spill Technology And Remediation Series (STARS) Table 2 parameters.

2.3 Aircraft Calibration Pad (compass rose)

An aircraft calibration pad (T1-10), where aircraft compass' were calibrated, is present on the T1 Parcel. Reportedly, the disc was mechanically rotated with the use of gears, however, it may have, at one time, been hydraulically driven (Stover, 1997). It is also likely that lubricating oil may have been used in the operation of the aircraft calibration pad. Due to the historic use of either lubricating oil or hydraulic fluid, the aircraft calibration pad was identified as an AOC.

Based on the potential contaminant sources associated with this AOC (lubricating oil and/or hydraulic fluid), the collection of 4 samples (from 0 to 4 ft below land surface) at points surrounding the calibration pad were suggested. The samples were to be analyzed for TPH, VOCs, 8 RCRA Metals, and PCBs.

3.0 PHASE II SITE ASSESSMENT - FIELD PROGRAM

This section of the report will provide a detailed summary of the field activities undertaken in support of the Phase II ESA and the rationale for the selection of analytical parameters. Field work was conducted in accordance with the recommendations of the April 1997 Phase I ESA report, as summarized in Section 2.0 of this report. The Phase II field program was conducted in two parts, on March 12 and 14, based on information gathered during the Phase I ESA, and on April 29, 30, and May 2, 1997, following the identification of additional potential AOCs during the March field effort, and a review of the preliminary soil sample data collected in March.

Based on previous investigations of the Northrop Grumman Bethpage facility conducted by Geraghty & Miller and other consultants, VOCs and the eight RCRA metals were identified as potential compounds of concern for the site, and for this reason, these analytes were included in the Phase II ESA list of analytical parameters.

To support the development of conclusions and recommendations regarding the level and degree of additional site investigation and/or remediation required, Geraghty & Miller has relied on the guidance/methodologies described in the NYSDEC January 24, 1994 and proposed revision (undated) TAGM No. 4046. As discussed in the TAGM, this document is designed to provide a technical basis for NYSDEC project managers at "...individual Federal Superfund, State Superfund, 1986 EQBA Title 3, and Responsible Party (RP) sites..." to determine soil cleanup levels. The analytical results of soil samples analyzed for VOCs were compared to the Appendix A Criteria in TAGM No. 4046, and the analytical results of soil samples analyzed for metals were compared to Eastern USA background ranges and the proposed soil cleanup objectives for cadmium and chromium provided in the revised, undated TAGM No. 4046. Although not directly applicable, because the T1 Parcel is not one of the referenced site types, Appendix A Criteria and Eastern USA background levels were used because state and federal soil standards have not been promulgated, and use of the Appendix A Criteria and Eastern USA background levels is consistent with the guidance provided in TAGM No. 4046, which states that attainment of the Appendix A Criteria will, at a minimum, eliminate significant threats to human health and/or the environment.

In addition, based on historical information provided by Northrop Grumman, Geraghty & Miller determined that the majority of the T1 property was previously utilized as an aircraft runway and taxiway. Therefore, TPHs were added to the list of analytical parameters for soil samples collected. If TPHs were detected in a sample, a petroleum product identification analysis (TPH ID) was performed to determine what petroleum products existed in the sample.

If a petroleum product identification was made, total analyses for the SVOCs in STARS Table 2 were performed. The SVOC analysis was limited to the polyaromatic hydrocarbons of the STARS Table 2 list because the petroleum products identified were diesel range organics (DRO) type fuel products. Analysis of additional SVOC compounds was not warranted based on the results of the TPH ID. The results of total SVOCs analyses were compared to the Human Health Guidance Values, and TCLP Alternative Guidance Values in STARS Table 2. If the reported concentrations of SVOCs exceeded the TCLP Alternative Guidance Values, the samples were submitted for analysis of the TCLP extract. The TCLP results were compared to the TCLP Extraction Guidance Values provided in STARS Table 2. Comparison to guidance values under STARS Table 2 is done to assess potential impacts to groundwater and soil disposal options.

At each of the sample locations described below, extra sample containers were filled and submitted to the lab for possible TPH identification analysis, Total STARS parameters analysis, and analysis by the Toxicity Characteristics Leaching Procedure (TCLP) for STARS parameters. Analysis of these samples was dependent upon the results of the TPH analysis.

Herbicides and PCBs were included in the Phase II list of analytical parameters based on the potential impacts associated with particular portions of the T1 Parcel (compass rose and aircraft runway, taxiway and runway landing lights).

Based on the potential AOCs identified during the Phase I ESA, and part one of the Phase II field program, a total of 12 soil boring locations were selected for the collection of soil samples. The sample designations, analytical parameters, and rationale for sample location selection and analysis are

summarized on Table 3-1 and described below. Soil sample locations are shown on Figure 1-3. All samples were submitted to EcoTest Labs, of Babylon, New York for analysis.

3.1 Air Monitoring Activities

During the installation of soil borings, air monitoring for volatile organic vapors in the workers' breathing zone, and at the boreholes was conducted utilizing a photoionization detector (PID). Prior to use, the PID was calibrated using a 100 parts per million (ppm) concentration of isobutylene gas. The PID was also utilized to screen the soil samples for the collection of VOC samples. When multiple soil samples were to be collected from a location (i.e., on either side of the taxiway), the PID was used to select the VOC grab sample from the soil sample with the highest (if any) PID reading. If PID readings were similar, the shallowest sample or sample from the location with the lowest land surface elevation was submitted for lab analysis.

3.2 Soil Sampling Program

As part of the Phase II investigation of the T1 Parcel, soil borings were installed at each of the following potential areas of concern:

- Aircraft runway, taxiway and runway landing lights.
- Storm water dry wells.
- Aircraft calibration pad (compass rose).

The locations of the soil borings and the soil sample identification associated with each of the areas of environmental concern are shown on Figure 1-3. Soil borings were installed utilizing a Geoprobe rig equipped with either Macro Core (2 inch x 46 inch) or Large Bore (1 inch x 22 inch) sampling tubes. Depending on the conditions encountered and the type of sample to be collected, the appropriate sampling tube was selected. Sampling tools were decontaminated with Alconox and water prior to sample collection and all acetate liners were discarded after use.

Soil samples were screened with a PID, and were physically characterized and visually inspected for staining or discoloration. Field memos and chain of custody forms have been

included in Appendix A. Where specified and based upon PID measurements, VOC grab samples were collected. The remaining soils from the sample location were composited and submitted to EcoTest Labs for one or more of the following analyses: TPH, TPH ID, SVOCs (STARS 8270), the eight RCRA metals, herbicides, and PCBs. In locations where no VOC sample was collected, soils were composited and submitted for analysis of TPH, TPH ID, SVOCs (STARS 8270), the eight RCRA metals, herbicides, and PCBs as described in Sections 3.2.1 through 3.2.3 of this report and summarized on Table 3-1. A field blank was collected during part one of the field program and is described in Section 3.3 of this report.

3.2.1 Aircraft Runway, Taxiway and Runway Landing Lights

As indicated on Table 3-1, Soil Boring locations T1-7, T1-8, T1-14 and T1-16 were selected to sample soils which had the potential to have been exposed to runway, or taxiway runoff. In addition, Soil Samples T1-14 and T1-16 were located adjacent to runway landing lights to determine if the soils had been impacted by PCBs associated with the runway landing lights.

At Soil Borings T1-7 and T1-8, a two-point composite soil sample was collected in the following manner: two samples were collected from 0 to 4 ft bg at points on either side of the taxiway. The soils were screened with a PID for selection of a VOC grab sample; the remaining soils from the 0 to 4 ft interval at each location were then composited and samples were collected for analysis of TPH, and the eight RCRA metals. The analytical results are presented in Section 4.1.1.

At Soil Borings T1-14 and T1-16, one soil sample was collected from 0 to 4 ft bg. The soil was screened with a PID for selection of a VOC grab sample; the remaining soils from the 0 to 4 ft interval were then composited and samples were collected for analysis of TPH, the eight RCRA metals, herbicides, and PCBs. The analytical results are presented in Section 4.1.1

3.2.2 Storm Water Dry Wells

Soil Borings T1-D1 through T1-D7 were installed through the storm water dry wells indicated on Figure 1-3. Two discrete samples were collected beneath each dry well at 0 to 2 and 2 to 4 ft beneath the bottoms of the storm water dry wells. The soils from each discrete zone were composited and samples submitted for analysis of TPH, the eight RCRA metals, VOCs and SVOCs (STARS 8270). The analytical results are presented in Section 4.1.2.

3.2.3 Aircraft Calibration Pad (compass rose)

At Soil Boring T1-10, a four-point composite soil sample was collected in the following manner: four samples were collected from 0 to 4 ft bg at points surrounding (north, south, east, and west) the paved area. The soils were screened with a PID for selection of a VOC grab sample; the remaining soils from the 0 to 4 ft intervals were then composited and samples were collected for analysis of TPH, the eight RCRA metals and PCBs. However, due to a clerical error in the field, the sample from T1-10 was submitted for herbicide analysis rather than PCB analysis. The analytical results are presented in Section 4.1.3.

3.3 Field Blank Sample

At the completion of the days efforts on March 12, 1997, a field blank was collected and submitted to the laboratory for analysis of TPH, VOCs, Herbicides, PCBs and the eight RCRA metals. Procedures used to collect the field blank were as follows: following decontamination of the sampling equipment, laboratory supplied distilled water was poured over the sampling shoe and trowel and collected in the stainless steel bowl used to composite the soil samples. The water was then bottled and submitted to the lab for the analyses indicated above. The field blank was collected to ensure that the soil samples had not been subjected to cross contamination from the sampling equipment. The analytical results are presented in Section 4.2 of this report.

4.0 FINDINGS AND CONCLUSIONS

The findings and conclusions presented in this section summarize the investigative results as they relate to each AOC. Analytical results of laboratory analyses performed are summarized and compared to the appropriate standards/ guidance values as indicated below. For the purposes of simplifying the compilation of laboratory data collected during the Phase II Investigation Field Program, laboratory data tables have been compiled based on the compounds analyzed. The discussions presented in Sections 4.1.1 through 4.1.3 describe the compounds detected at each of the potential AOCs. Section 4.2 describes the analytical results of the field blank sample. Analytical results are summarized on the following tables:

- Table 4-1 Total Petroleum Hydrocarbons.
- Table 4-2 Petroleum Product Identification.
- Table 4-3 Volatile Organic Compounds.
- Table 4-4 8 RCRA Metals.
- Table 4-5 Herbicides and PCBs.
- Table 4-6 Total STARS Semi-Volatile Organic Compounds.
- Table 4-7 TCLP STARS Semi-Volatile Organic Compounds.

4.1 Soil Sampling Program

The following sections summarize the soil sampling program for the Phase II Investigation of the T1 Parcel. Soil samples were collected from each of the potential AOCs:

- Aircraft runway, taxiway and runway landing lights.
- Storm water dry wells.
- Aircraft calibration pad.

4.1.1 Aircraft Runway, Taxiway and Runway Landing Lights

Soil Borings T1-7, and T1-8, were installed in the vicinity of the taxiway, Soil Borings T1-14 and T1-16 were installed in the vicinity of the runway and runway landing lights. Analytical results of soil samples collected from these borings are summarized below.

TPH was detected in Soil Samples T1-7, T1-14 and T1-16. Analytical results are presented on Table 4-1. In accordance with our standard operating procedure, Geraghty & Miller authorized the analysis of TPH ID for each of these samples, following approval by Northrop Grumman. TPH ID analyses indicated the presence of a product, which was tentatively identified by the lab as very weathered #2 Fuel Oil, in Soil Sample T1-14. Although the product did not exactly match the standards to which it was compared, the lab's interpretation of the chromatograph was that the product detected in this samples most closely resembled a very weathered #2 Fuel Oil or very a mixture of weathered diesel fuel oil and lubricating oil. Analytical results are presented on Table 4-2.

With the exception of methylene chloride detected in T1-14, at 5 ug/kg, no VOCs were detected above method detection limits. Methylene chloride is a common laboratory contaminant and the detection of methylene chloride at 5 ug/kg is insignificant. Because no STARS parameters were detected above method detection limits, STARS Guidance Values were omitted from Table 4-3 and no comparison of VOC data to STARS Guidance Values was made. Analytical results are shown on Table 4-3.

Soil Samples T1-7, T1-8, T1-14 and T1-16 were analyzed for the eight RCRA metals. During part one of the field program (March 1997), arsenic (except T1-14(0 to 4 ft)), barium, cadmium (T1-14 only), chromium, lead, and mercury were detected above method detection limits but below Eastern USA Background values and TAGM Appendix A Criteria. Analytical results are shown on Table 4-6. Cadmium was not detected in T1-7, T1-8 and T1-16; selenium and silver were not detected in any sample. At T1-14 (0 to 4 ft), arsenic was detected at 56 mg/kg, above the Eastern USA Background value of 12 mg/kg. Following approval by Northrop Grumman, soil sample T1-14(0 to 4 ft) was

submitted for the analysis of arsenic in the TCLP extract. No arsenic was detected in the TCLP extract from Soil Sample T1-14 (0 to 4 ft). Analytical results are shown on Table 4-4. During part two of the field program (April 1997), additional sampling was performed as part of the Grumman Road Phase II Investigation in the vicinity of the T1-14 location to further delineate the horizontal and vertical distribution of the arsenic impacted soil. Soil Borings T1-14E and T1-14W were located approximately 50 ft east and west, respectively of Soil Boring T1-14. At Soil Borings T1-14(0 to 1 ft), T1-14(1 to 2 ft), T1-14(2 to 4 ft), T1-14E(0 to 1 ft), T1-14E(1 to 2 ft), T1-14E(2 to 4 ft) T1-14W(0 to 1 ft), T1-14W(1 to 2 ft), and T1-14W(2 to 4 ft) arsenic concentrations ranged from 1.9 to 5.9 mg/kg, below the Eastern USA Background value of 12 mg/kg. Although initially detected at 56 mg/kg in T1-14(0 to 4 ft), subsequent analysis indicated that concentrations of arsenic within discrete sample intervals at and around the initial T1-14 location are below the Eastern USA Background value of 12 mg/kg. Soils in the vicinity of the taxiway, runway and runway landing lights are not impacted by metals.

Soil Borings T1-14 and T1-16 were analyzed for herbicides and PCBs. No herbicides or PCBs were detected in any of the soil samples collected in the vicinity of the runway landing lights. Analytical results are presented on Table 4-5.

Samples were collected from Soil Boring T1-14 during part one and two of the Phase II field program for the analysis of STARS Table 2 SVOCs. During part one of the field program (March 1997), benzo(a)anthracene, benzo(b)fluoranthene, benzo(k)fluoranthene, benzo(a)pyrene and dibenzo(a,h)anthracene were detected in excess of STARS Human Health Guidance Values. The following compounds were detected in excess of STARS TCLP Alternative Guidance Values: fluoranthene, benzo(a)anthracene, chrysene, benzo(b)fluoranthene, benzo(k)fluoranthene, benzo(a)pyrene, indeno(1,2,3-cd)pyrene, and benzo(g,h,i)perylene. During part two of the field program (April 1997), additional sampling was performed in the vicinity of the T1-14 location to further delineate the horizontal and vertical distribution of the SVOC impacted soil. At Soil Borings T1-14(0 to 1 ft), T1-14(1 to 2 ft), T1-14W(0 to 1 ft), T1-14W(1 to 2 ft), and T1-14W(2 to 4 ft) STARS Human Health and/or TCLP Alternative Guidance Values were exceeded for one or more of the following compounds: phenanthrene, anthracene, fluoranthene, pyrene, benzo(a)anthracene,

chrysene, benzo(b)fluoranthene, benzo(k)fluoranthene, benzo(a)pyrene, indeno(1,2,3-cd)pyrene, dibenzo(a,h)anthracene, and benzo(g,h,i)perylene. No SVOCs were detected at T1-14(2 to 4 ft), T1-14E(0 to 1 ft), T1-14E(1 to 2 ft), and T1-14E(2 to 4 ft). All soil samples from Soil Borings T1-14, T1-14E and T1-14W were submitted for analysis of the TCLP extract for SVOCs. Analytical results are summarized on Table 4-6.

No SVOCs were detected in the TCLP extract of the samples from the T1-14, T1-14E and T1-14W soil borings. Analytical results are shown on Table 4-7.

As part of the Grumman Road Phase II Investigation, Geraghty & Miller performed a health Risk Assessment (Geraghty & Miller, 1997) on the data collected from the T1-14, T1-14E and T1-14W soil borings, as well as other borings along Grumman Road. The assessment concluded that, "exposure to the PAHs detected in the soil at the Grumman Road Site are not expected to pose unacceptable risks...". Based on this conclusion, and the analytical results of soil samples collected, the soils surrounding the runway, taxiway and runway landing lights on the T1 Parcel in the vicinity of T1-7, T1-8, T1-14, T1-14E, T1-14W, and T1-16 are not areas of environmental concern.

4.1.2 Storm Water Dry Wells

Soil Borings T1-D1 through T1-D7 were installed through each of the storm water dry wells identified on the T1 Parcel. Analytical results of samples collected are summarized below.

TPH was detected in Soil Borings T1-D1(0 to 2 ft), T1-D2(0 to 2 ft), T1-D6(0 to 2 ft) and T1-D6(2 to 4 ft). In accordance with our standard operating procedure, Geraghty & Miller authorized the analysis of TPH ID for each of these samples, following approval by Northrop Grumman. TPH ID analyses indicated the presence of an unknown petroleum product which was tentatively identified by the lab as #6 Fuel Oil in Soil Samples T1-D1(0 to 2 ft), T1-D2(0 to 2 ft) and T1-D6(0 to 2 ft). Although the product did not exactly match the standard to which it was compared, the lab's interpretation of the chromatograph is that the product detected in these samples most closely resembles #6 Fuel Oil. No petroleum product was identified in T1-D6(2 to 4 ft). Analytical results are presented on Table 4-2.

No VOCs were detected in the storm water dry wells. Because no STARS parameters were detected above method detection limits, STARS Guidance Values were omitted from Table 4-3 and no comparison of VOC data to STARS Guidance Values was made. Analytical results are shown on Table 4-3.

Arsenic, barium, chromium, lead, mercury and selenium (in T1-D2(2 to 4ft)) were detected in the storm water dry wells below applicable Eastern USA Background values and TAGM Appendix A Criteria. Cadmium, selenium (except T1-D2(2 to 4 ft)) and silver were not detected in any of the storm water dry wells. Analytical results are shown on Table 4-4.

Because petroleum products were identified in selected soil samples collected (see above) these samples were analyzed for total SVOCs in STARS Table 2. No SVOCs were detected above the method detection limit in Soil Samples T1-D2(0 to 2 ft), T1-D2(2 to 4 ft), T1-D3(0 to 2ft), T1-D3(2 to 4 ft), T1-D4(0 to 2 ft), T1-D4(2 to 4 ft), T1-D5(0 to 2 ft), T1-D5(2 to 4 ft), and T1-D6(2 to 4 ft). Because the laboratory was unable to separate the benzo(b)fluoranthene and benzo(k)fluoranthene isomers during their analysis, Geraghty & Miller has compared the total detected concentration (the sum of the reported benzo(b)fluoroanthene and benzo(k)fluoranthene concentrations) to the sum of the STARS Human Health Guidance Values for the two compounds and the sum of the TCLP Alternative Guidance Values for the two compounds. Analytical results of SVOC analyses are summarized on Table 4-6 along with the guidance values for each compound.

SVOCs were detected in Soil Samples T1-D1(0 to 2 ft), and T1-D6(0 to 2ft). In T1-D1(0 to 2 ft), dibenzo(a,h)anthracene was detected above STARS Human Health Guidance Values. Benzo(a)anthracene, chrysene, benzo(b)fluoroanthene/ benzo(k)fluoranthene, benzo(a)pyrene and benzo(g,h,i)perylene were detected above STARS TCLP Alternative Guidance Values. In T1-D6(0 to 2 ft), chrysene was detected above the STARS TCLP Alternative Guidance Value.

No SVOCs were detected in the TCLP extract of samples from the T1-D1(0 to 2 ft) and T1-D6(0 to 2 ft) soil borings. Analytical results are shown on Table 4-7. In accordance with guidance

provided in the STARS Memo (NYSDEC, 1992), the soils from T1-D1(0 to 2 ft) and T1-D6(0 to 2 ft) are petroleum impacted, but not hazardous.

4.1.3 Aircraft Calibration Pad (compass rose)

A four point composite sample (Soil Boring T1-10) was collected from the soils surrounding the compass rose identified on the T1 Parcel. Analytical results of samples collected are summarized below.

TPH was detected at 11 mg/kg; analytical results are presented on Table 4-1. In accordance with our standard operating procedure, Geraghty & Miller authorized the analysis of TPH ID, following approval by Northrop Grumman. No petroleum products were detected in the soil sample from T1-10. Analytical results are presented on Table 4-2.

With the exception of methylene chloride detected in T1-10, at 2 ug/kg, no VOCs were detected above method detection limits. Methylene chloride is a common laboratory contaminant and the detection of methylene chloride at 2 ug/kg is insignificant and below TAGM Appendix A Criteria. Because no STARS parameters were detected above method detection limits, STARS Guidance Values were omitted from Table 4-3 and no comparison of VOC data to STARS Guidance Values was made. Analytical results are shown on Table 4-3.

Arsenic, barium, chromium, lead, and mercury were detected below Eastern USA Background ranges or TAGM Appendix A Criteria. Cadmium, selenium and silver were not detected in soil sample T1-10. Analytical results are shown on Table 4-4.

Due to a clerical error, the sample from T1-10 was submitted to the laboratory for the analysis of herbicides rather than PCBs. Geraghty & Miller had sought the PCB analysis of soil sample T1-10 under the assumption that hydraulic fluid containing PCBs may have been used in the operation of the compass rose. Since no petroleum products were identified in the soils at T1-10, it is unlikely that PCB contamination exists at the site. No herbicides were detected in Soil Sample T1-10. Analytical results are shown on Table 4-5.

Based on the analytical data presented above, the compass rose is not an area of environmental concern.

4.2 Field Blank Sample

No TPH was detected in the field blank (FB31297) above method detection limits. Analytical results are shown on Table 4-1.

With the exception of chloroform (3 ug/L), no VOCs were detected in FB31297. Analytical results are summarized on Table 4-3.

No metals were detected in FB31297 above method detection limits. Analytical results are shown on Table 4-4.

With the exception of Dalapon detected at 2.4 ug/L, no herbicides were detected in field blank FB31297. In addition, no PCBs were detected. Analytical results are shown on Table 4-5.

The soil data presented in this report was reviewed, utilizing data from the field blank sample and deemed appropriate for use in an environmental assessment. Cross contamination of soil samples is not a concern when interpreting the data collected during this investigation.

5.0 RECOMMENDATIONS

Based on the findings and conclusions presented in Section 4.0 of this report, Geraghty & Miller offers the following recommendations:

1. No further action is required for soils adjacent to the runway, taxiway and runway landing lights.
2. Soil from the 0 to 2 ft interval within storm water dry well T1-D1 should be excavated and disposed of off-site, in accordance with STARS. Although T1-D6 (0 to 2 ft) exceeded STARS TCLP Alternative Guidance Values for chrysene, groundwater quality protection was demonstrated via the TCLP Extraction Method. No remedial action is necessary at T1-D6.
3. No further action is required for the soils adjacent to the aircraft calibration pad.

6.0 REFERENCES

- Geraghty & Miller, Inc., 1994. Remedial Investigation, Grumman Aerospace Corporation, Bethpage, New York, September 1994.
- Geraghty & Miller, Inc., 1997. Phase I Environmental Site Assessment of the S1 Parcel, Northrop Grumman Corporation, Bethpage, New York, April 1997.
- Geraghty & Miller, Inc., 1997. Risk Assessment for the Grumman Road Site, Northrop Grumman Corporation, Bethpage, New York, June 1997.
- New York State Department of Environmental Conservation (NYSDEC). April 1996. Inactive Hazardous Waste Disposal Sites in New York State.
- New York State Department of Environmental Conservation (NYSDEC). August 1992. STARS Memo #1 Petroleum-Contaminated Soil Guidance Policy.
- New York State Department of Environmental Conservation (NYSDEC). January 1994. Division Technical and Administrative Guidance Memorandum: Determination of Soil Cleanup Objectives and Cleanup Levels.
- New York State Department of Environmental Conservation (NYSDEC). Undated. Proposed Revision Division Technical and Administrative Guidance Memorandum: Determination of Soil Cleanup Objectives and Cleanup Levels.
- Stover, C., 1997. Northrop Grumman site representative, Manager of Employee Restoration. Personal communication with Wm. Holubowich, Geraghty & Miller, Inc., February 27, and March 25, 1997.

G:\PROJECT\GRUMMAN\NY0008.132\STU_PROP\01_P112.doc

TABLES

Table 3-1. Soil Sample Locations and Rationale for the Phase II Investigation of the T1 Parcel, Northrop Grumman Corporation, Bethpage, New York.^(b)

Sample Location	Analytical Parameters	Sample Depth (ft. bg)	Rationale for Sample Locations
T1-7*	1	0-4	Aircraft were staged at these locations and possibly fueled. No previous sampling conducted at this location.
T1-8*	1	0-4	Aircraft were staged at these locations and possibly fueled. No previous sampling conducted at this location.
T1-10*	2	0-4	Possible hydraulic fluid/gear oil leaking from compass rose area.
T1-14**	3	0-4	For additional coverage, runway runoff, possible PCB contamination from runway lights. No previous sampling conducted at this location.
T1-16	3	0-4	For additional coverage, runway runoff, possible PCB contamination from runway lights. No previous sampling conducted at this location.
T1-D1	4	0-2, 2-4 ^(a)	Dry well, potential contamination due to runway/taxiway runoff.
T1-D2	4	0-2, 2-4 ^(a)	Dry well, potential contamination due to runway/taxiway runoff.
T1-D3	4	0-2, 2-4 ^(a)	Dry well, potential contamination due to runway/taxiway runoff.
T1-D4	4	0-2, 2-4 ^(a)	Dry well, potential contamination due to runway/taxiway runoff.
T1-D5	4	0-2, 2-4 ^(a)	Dry well, potential contamination due to runway/taxiway runoff.
T1-D6	4	0-2, 2-4 ^(a)	Dry well, potential contamination due to runway/taxiway runoff.
T1-D7	4	0-2, 2-4 ^(a)	Dry well, potential contamination due to runway/taxiway runoff.

ft bg Feet below grade.

1 TPH, VOC, 8 RCRA METALS, TPH ID, TCLP, and TOTAL STARS will be performed as needed based upon results of TPH analysis.

2 Analytes from 1 and PCB's.

3 Analytes from 1 and Herbicides and PCBs.

4 Analytes from 1 and SVOCs (STARS 8270).

5 TPH, VOC, Herbicides, PCB, and 8 RCRA Metals.

* VOC grab sample was selected based upon head space analysis. All other parameters composited from 2 to 4 locations in the vicinity of the indicated soil boring location.

** Samples were collected during the Proposed Grumman Road Supplemental Phase II.

^(a) Samples were collected from 0-2 ft, and 2-4 below the bottom of the dry well.

^(b) Field Blank (FB31297) was collected on 3/12/97, to ensure soil samples were not subjected to cross contamination from sampling equipment.

-Sample was analyzed for parameter #5.

TPH Total Petroleum Hydrocarbon.

TPH ID Petroleum Product Identification.

VOC Volatile Organic Compound.

SVOC Semivolatile organic compound.

TCLP Toxicity Characteristic Leachate Procedures.

PCB Polychlorinated Biphenyl.

Table 4-1. Results of TPH Analyses of Soil Samples Collected during the Phase II Investigation of Parcel T1, Northrop Grumman Corporation, Bethpage New York.

Sample ID	Sample Depth (in fbls)	Date Sampled	TPH (units in mg/kg)
T1-7	0-4	3/12/97	13
T1-8	0-4	3/12/97	<10
T1-10	0-4	3/12/97	11
T1-14	0-4	3/14/97	8400
T1-16	0-4	3/12/97	11
T1-D1	0-2	4/30/97	13
T1-D1	2-4	4/30/97	<10
T1-D2	0-2	4/30/97	13
T1-D2	2-4	4/30/97	<12
T1-D3	0-2	4/30/97	<11
T1-D3	2-4	4/30/97	<11
T1-D4	0-2	4/30/97	<11
T1-D4	2-4	4/30/97	<11
T1-D5	0-2	4/30/97	<11
T1-D5	2-4	4/30/97	<11
T1-D6	0-2	5/2/97	15
T1-D6	2-4	5/2/97	13
T1-D7	0-2	4/30/97	<11
T1-D7	2-4	4/30/97	<11
FB31297 ⁽¹⁾		3/12/97	<0.4

Analyses performed by EcoTest Laboratories, Inc. of North Babylon, New York.

mg/kg Milligrams per kilogram.

TPH Total petroleum hydrocarbons.

fbls Feet below land surface.

(1) Field blank is a liquid sample, units are in milligrams per liter.

Table 4-2. Results of Petroleum Product Identification Analyses of Soil Samples Collected During the Phase II Investigation of the T1 Parcel, Northrop Grumman Corporation, Bethpage, New York.

Parameter (units in ug/kg)	Sample ID: Sample Depth: Date Sampled:	T1-7 0-4 Ft 3/12/97	T1-10 0-4 Ft 3/12/97	T1-14 0-4 Ft 3/14/97	T1-16 0-4 Ft 3/12/97	T1-D1 0-2 Ft 4/30/97	T1-D2 0-2 Ft 4/30/97	T1-D6 0-2 Ft 5/2/97	T1-D6 2-4 Ft 5/2/97
Diesel		<200	<200	510 (a)	<200	<210 (b)	<210 (c)	<220 (d)	<220
# 2 Fuel Oil		<200	<200	<220	<200	<210 (b)	<210 (c)	<220 (d)	<220
# 4 Fuel Oil		<200	<200	<220	<200	<210 (b)	<210 (c)	<220 (d)	<220
# 6 Fuel Oil		<200	<200	<220	<200	<210 (b)	<210 (c)	<220 (d)	<220
Lubricating Oil		<200	<200	2600 (a)	<200	<210 (b)	<210 (c)	<220 (d)	<220
Mineral Spirits		<200	<200	<220	<200	<210 (b)	<210 (c)	<220 (d)	<220
JP4		<200	<200	<220	<200	<210 (b)	<210 (c)	<220 (d)	<220
JP5		<200	<200	<220	<200	<210 (b)	<210 (c)	<220 (d)	<220
Jet A		<200	<200	<220	<200	<210 (b)	<210 (c)	<220 (d)	<220
Kerosene		<200	<200	<220	<200	<210 (b)	<210 (c)	<220 (d)	<220

Analyses performed by EcoTest Laboratories, Inc. of North Babylon, New York.

ug/kg Micrograms per kilogram.

TPH Total petroleum hydrocarbons.

Ft Feet.

(a) GC analysis indicates sample contains product for which closest match found is very weathered #2 Fuel.

(b) Sample contains unknown product at 9700ug/Kg (quantified as #6 Fuel Oil).

(c) Sample contains unknown product at 15000ug/Kg (quantified as #6 Fuel Oil).

(d) Sample contains unknown product at 16000ug/Kg (quantified as #6 Fuel Oil).

Table 4-3. Results of VOC Analyses of Soil Samples Collected During the Phase II Investigation of the T1 Parcel, Northrop Grumman Corporation, Bethpage, New York.

Parameter (units in ug/kg)	Sample ID: Sample Depth: Date Sampled:	T1-7 0-4 Ft 3/12/97	T1-8 0-4 Ft 3/12/97	T1-10 0-4 Ft 3/12/97	T1-14 0-4 Ft 3/14/97	T1-16 0-4 Ft 3/12/97	T1-D1 0-2 Ft 4/30/97	T1-D1 2-4 Ft 4/30/97
<u>NYSDEC TAGM</u>								
<u>4046 Appendix</u>								
<u>A Criteria (1)</u>								
(units in ug/kg)								
Chloromethane	--	< 1	< 1	< 1	< 1	< 1	< 1	< 1
Vinyl chloride	200	< 1	< 1	< 1	< 1	< 1	< 1	< 1
Bromomethane	--	< 1	< 1	< 1	< 1	< 1	< 1	< 1
Chloroethane	1900	< 1	< 1	< 1	< 1	< 1	< 1	< 1
Trichlorofluoromethane	--	< 1	< 1	< 1	< 1	< 1	< 1	< 1
1,1-Dichloroethene	400	< 1	< 1	< 1	< 1	< 1	< 1	< 1
Methylene chloride	100	< 1	< 1	2	5	< 1	< 1	< 1
trans-1,2-Dichloroethene	300	< 1	< 1	< 1	< 1	< 1	< 1	< 1
1,1-Dichloroethane	200	< 1	< 1	< 1	< 1	< 1	< 1	< 1
Chloroform	300	< 1	< 1	< 1	< 1	< 1	< 1	< 1
1,1,1-Trichloroethane	800	< 1	< 1	< 1	< 1	< 1	< 1	< 1
Carbon tetrachloride	600	< 1	< 1	< 1	< 1	< 1	< 1	< 1
Benzene	60	< 1	< 1	< 1	< 1	< 1	< 1	< 1
1,2-Dichloroethane	100	< 1	< 1	< 1	< 1	< 1	< 1	< 1
Trichloroethene	700	< 1	< 1	< 1	< 1	< 1	< 1	< 1
1,2-Dichloropropane	--	< 1	< 1	< 1	< 1	< 1	< 1	< 1
Bromodichloromethane	--	< 1	< 1	< 1	< 1	< 1	< 1	< 1
2-Chloroethyvinylether	--	< 1	< 1	< 1	< 1	< 1	< 1	< 1
trans-1,3-Dichloropropene	--	< 1	< 1	< 1	< 1	< 1	< 1	< 1
Toluene	1500	< 1	< 1	< 1	< 1	< 1	< 1	< 1
cis-1,3-Dichloropropene	--	< 1	< 1	< 1	< 1	< 1	< 1	< 1
1,1,2-Trichloroethane	--	< 1	< 1	< 1	< 1	< 1	< 1	< 1
Tetrachloroethene	1400	< 1	< 1	< 1	< 1	< 1	< 1	< 1
Chlorodibromomethane	--	< 1	< 1	< 1	< 1	< 1	< 1	< 1
Chlorobenzene	1700	< 1	< 1	< 1	< 1	< 1	< 1	< 1
Ethylbenzene	5500	< 1	< 1	< 1	< 1	< 1	< 1	< 1
m + p Xylene	1200*	< 2	< 2	< 2	< 2	< 2	< 2	< 2
o-Xylene	1200*	< 1	< 1	< 1	< 1	< 1	< 1	< 1
Bromoform	--	< 1	< 1	< 1	< 1	< 1	< 1	< 1
1,1,2,2-Tetrachloroethane	600	< 1	< 1	< 1	< 1	< 1	< 1	< 1
1,2-Dichlorobenzene	7900	< 1	< 1	< 1	< 1	< 1	< 1	< 1
1,3-Dichlorobenzene	1600	< 1	< 1	< 1	< 1	< 1	< 1	< 1
1,4-Dichlorobenzene	8500	< 1	< 1	< 1	< 1	< 1	< 1	< 1
Isopropylbenzene	--	< 1	< 1	< 1	< 1	< 1	< 1	< 1
n-Propylbenzene	--	< 1	< 1	< 1	< 1	< 1	< 1	< 1
p-Isopropyltoluene	--	< 1	< 1	< 1	< 1	< 1	< 1	< 1
1,2,4-Trimethylbenzene	--	< 1	< 1	< 1	< 1	< 1	< 1	< 1
1,3,5-Trimethylbenzene	--	< 1	< 1	< 1	< 1	< 1	< 1	< 1
n-Butylbenzene	--	< 1	< 1	< 1	< 1	< 1	< 1	< 1
sec-Butylbenzene	--	< 1	< 1	< 1	< 1	< 1	< 1	< 1
Naphthalene	1300	< 1	< 1	< 1	< 1	< 1	< 1	< 1
Methyl tert-butyl ether	--	< 1	< 1	< 1	< 1	< 1	< 1	< 1

Analyses performed by EcoTest Laboratories, Inc. of North Babylon, New York.

ug/kg Micrograms per kilogram.

VOC Volatile organic compound.

Ft Feet.

TAGM Technical and Administrative Guidance Memorandum.

NYSDEC New York State Department of Environmental Conservation.

* Total xylenes.

-- Not applicable or not available.

1 HWR-94-4046 January 24, 1994 (Revised), and proposed revisions (undated)

2 Field blank is a liquid sample, units are in micrograms per kilogram.

Table 4-3. Results of VOC Analyses of Soil Samples Collected During the Phase II Investigation of the T1 Parcel, Northrop Grumman Corporation, Bethpage, New York.

Parameter (units in ug/kg)	Sample ID: Sample Depth: Date Sampled:	T1-D2 0-2 Ft 4/30/97	T1-D2 2-4 Ft 4/30/97	T1-D3 0-2 Ft 4/30/97	T1-D3 2-4 Ft 4/30/97	T1-D4 0-2 Ft 4/30/97	T1-D4 2-4 Ft 4/30/97	T1-D5 0-2 Ft 4/30/97
<u>NYSDEC TAGM</u>								
<u>4046 Appendix</u>								
<u>A Criteria (1)</u>								
(units in ug/kg)								
Chloromethane	--	< 1	< 1	< 1	< 1	< 1	< 1	< 1
Vinyl chloride	200	< 1	< 1	< 1	< 1	< 1	< 1	< 1
Bromomethane	--	< 1	< 1	< 1	< 1	< 1	< 1	< 1
Chloroethane	1900	< 1	< 1	< 1	< 1	< 1	< 1	< 1
Trichlorofluoromethane	--	< 1	< 1	< 1	< 1	< 1	< 1	< 1
1,1-Dichloroethene	400	< 1	< 1	< 1	< 1	< 1	< 1	< 1
Methylene chloride	100	< 1	< 1	< 1	< 1	< 1	< 1	< 1
trans-1,2-Dichloroethene	300	< 1	< 1	< 1	< 1	< 1	< 1	< 1
1,1-Dichloroethane	200	< 1	< 1	< 1	< 1	< 1	< 1	< 1
Chloroform	300	< 1	< 1	< 1	< 1	< 1	< 1	< 1
1,1,1-Trichloroethane	800	< 1	< 1	< 1	< 1	< 1	< 1	< 1
Carbon tetrachloride	600	< 1	< 1	< 1	< 1	< 1	< 1	< 1
Benzene	60	< 1	< 1	< 1	< 1	< 1	< 1	< 1
1,2-Dichloroethane	100	< 1	< 1	< 1	< 1	< 1	< 1	< 1
Trichloroethene	700	< 1	< 1	< 1	< 1	< 1	< 1	< 1
1,2-Dichloropropane	--	< 1	< 1	< 1	< 1	< 1	< 1	< 1
Bromodichloromethane	--	< 1	< 1	< 1	< 1	< 1	< 1	< 1
2-Chloroethyvinylether	--	< 1	< 1	< 1	< 1	< 1	< 1	< 1
trans-1,3-Dichloropropene	--	< 1	< 1	< 1	< 1	< 1	< 1	< 1
Toluene	1500	< 1	< 1	< 1	< 1	< 1	< 1	< 1
cis-1,3-Dichloropropene	--	< 1	< 1	< 1	< 1	< 1	< 1	< 1
1,1,2-Trichloroethane	--	< 1	< 1	< 1	< 1	< 1	< 1	< 1
Tetrachloroethene	1400	< 1	< 1	< 1	< 1	< 1	< 1	< 1
Chlorodibromomethane	--	< 1	< 1	< 1	< 1	< 1	< 1	< 1
Chlorobenzene	1700	< 1	< 1	< 1	< 1	< 1	< 1	< 1
Ethylbenzene	5500	< 1	< 1	< 1	< 1	< 1	< 1	< 1
m+p Xylene	1200*	< 2	< 2	< 2	< 2	< 2	< 2	< 2
o-Xylene	1200*	< 1	< 1	< 1	< 1	< 1	< 1	< 1
Bromoform	--	< 1	< 1	< 1	< 1	< 1	< 1	< 1
1,1,2,2-Tetrachloroethane	600	< 1	< 1	< 1	< 1	< 1	< 1	< 1
1,2-Dichlorobenzene	7900	< 1	< 1	< 1	< 1	< 1	< 1	< 1
1,3-Dichlorobenzene	1600	< 1	< 1	< 1	< 1	< 1	< 1	< 1
1,4-Dichlorobenzene	8500	< 1	< 1	< 1	< 1	< 1	< 1	< 1
Isopropylbenzene	--	< 1	< 1	< 1	< 1	< 1	< 1	< 1
n-Propylbenzene	--	< 1	< 1	< 1	< 1	< 1	< 1	< 1
p-Isopropyltoluene	--	< 1	< 1	< 1	< 1	< 1	< 1	< 1
1,2,4-Trimethylbenzene	--	< 1	< 1	< 1	< 1	< 1	< 1	< 1
1,3,5-Trimethylbenzene	--	< 1	< 1	< 1	< 1	< 1	< 1	< 1
n-Butylbenzene	--	< 1	< 1	< 1	< 1	< 1	< 1	< 1
sec-Butylbenzene	--	< 1	< 1	< 1	< 1	< 1	< 1	< 1
Naphthalene	1300	< 1	< 1	< 1	< 1	< 1	< 1	< 1
Metyl tert-butyl ether	--	< 1	< 1	< 1	< 1	< 1	< 1	< 1

Analyses performed by EcoTest Laboratories, Inc. of North Babylon, New York.

ug/kg Micrograms per kilogram.

VOC Volatile organic compound.

Ft Feet.

TAGM Technical and Administrative Guidance Memorandum.

NYSDEC New York State Department of Environmental Conservation.

* Total xylenes.

-- Not applicable or not available.

1 HWR-94-4046 January 24, 1994 (Revised), and proposed revisions (undated)

2 Field blank is a liquid sample, units are in micrograms per kilogram.

G:\PROJECT\GRUMMAN\NY0008.132\STU_PROP\PHAS2DAT-T1VOC.XLS

Table 4-3. Results of VOC Analyses of Soil Samples Collected During the Phase II Investigation of the T1 Parcel, Northrop Grumman Corporation, Bethpage, New York.

Parameter (units in ug/kg)	Sample ID: Sample Depth: Date Sampled:	T1-D5 2-4 Ft 4/30/97	T1-D6 0-2 Ft 5/2/97	T1-D6 2-4 Ft 5/2/97	T1-D7 0-2 Ft 4/30/97	T1-D7 2-4 Ft 4/30/97	FB31297 ⁽²⁾ 3/12/97
<u>NYSDEC TAGM</u>							
<u>4046 Appendix</u>							
<u>A Criteria (1)</u>							
(units in ug/kg)							
Chloromethane	--	< 1	< 1	< 1	< 2	< 1	< 1
Vinyl chloride	200	< 1	< 1	< 1	< 2	< 1	< 1
Bromomethane	--	< 1	< 1	< 1	< 2	< 1	< 1
Chloroethane	1900	< 1	< 1	< 1	< 2	< 1	< 1
Trichlorofluoromethane	--	< 1	< 1	< 1	< 2	< 1	< 1
1,1-Dichloroethene	400	< 1	< 1	< 1	< 2	< 1	< 1
Methylene chloride	100	< 1	< 1	< 1	< 2	< 1	< 1
trans-1,2-Dichloroethene	300	< 1	< 1	< 1	< 2	< 1	< 1
1,1-Dichloroethane	200	< 1	< 1	< 1	< 2	< 1	< 1
Chloroform	300	< 1	< 1	< 1	< 2	< 1	3
1,1,1-Trichloroethane	800	< 1	< 1	< 1	< 2	< 1	< 1
Carbon tetrachloride	600	< 1	< 1	< 1	< 2	< 1	< 1
Benzene	60	< 1	< 1	< 1	< 2	< 1	< 1
1,2-Dichloroethane	100	< 1	< 1	< 1	< 2	< 1	< 1
Trichloroethene	700	< 1	< 1	< 1	< 2	< 1	< 1
1,2-Dichloropropane	--	< 1	< 1	< 1	< 2	< 1	< 1
Bromodichloromethane	--	< 1	< 1	< 1	< 2	< 1	< 1
2-Chloroethyvinylether	--	< 1	< 1	< 1	< 2	< 1	< 1
trans-1,3-Dichloropropene	--	< 1	< 1	< 1	< 2	< 1	< 1
Toluene	1500	< 1	< 1	< 1	< 2	< 1	< 1
cis-1,3-Dichloropropene	--	< 1	< 1	< 1	< 2	< 1	< 1
1,1,2-Trichloroethane	--	< 1	< 1	< 1	< 2	< 1	< 1
Tetrachloroethene	1400	< 1	< 1	< 1	< 2	< 1	< 1
Chlorodibromomethane	--	< 1	< 1	< 1	< 2	< 1	< 1
Chlorobenzene	1700	< 1	< 1	< 1	< 2	< 1	< 1
Ethylbenzene	5500	< 1	< 1	< 1	< 2	< 1	< 1
m + p Xylene	1200*	< 2	< 2	< 2	< 4	< 2	< 2
o-Xylene	1200*	< 1	< 1	< 1	< 2	< 1	< 1
Bromoform	--	< 1	< 1	< 1	< 2	< 1	< 1
1,1,2,2-Tetrachloroethane	600	< 1	< 1	< 1	< 2	< 1	< 1
1,2-Dichlorobenzene	7900	< 1	< 1	< 1	< 2	< 1	< 1
1,3-Dichlorobenzene	1600	< 1	< 1	< 1	< 2	< 1	< 1
1,4-Dichlorobenzene	8500	< 1	< 1	< 1	< 2	< 1	< 1
Isopropylbenzene	--	< 1	< 1	< 1	< 2	< 1	< 1
n-Propylbenzene	--	< 1	< 1	< 1	< 2	< 1	< 1
p-Isopropyltoluene	--	< 1	< 1	< 1	< 2	< 1	< 1
1,2,4-Trimethylbenzene	--	< 1	< 1	< 1	< 2	< 1	< 1
1,3,5-Trimethylbenzene	--	< 1	< 1	< 1	< 2	< 1	< 1
n-Butylbenzene	--	< 1	< 1	< 1	< 2	< 1	< 1
sec-Butylbenzene	--	< 1	< 1	< 1	< 2	< 1	< 1
Naphthalene	1300	< 1	< 1	< 1	< 2	< 1	< 1
Metyl tert-butyl ether	--	< 1	< 1	< 1	< 2	< 1	< 1

Analyses performed by EcoTest Laboratories, Inc. of North Babylon, New York.

ug/kg Micrograms per kilogram.

VOC Volatile organic compound.

Ft Feet.

TAGM Technical and Administrative Guidance Memorandum.

NYSDEC New York State Department of Environmental Conservation.

* Total xylenes.

-- Not applicable or not available.

1 HWR-94-4046 January 24, 1994 (Revised), and proposed revisions (undated)

2 Field blank is a liquid sample, units are in micrograms per kilogram.

Table 4-4. Results of Eight RCRA Metals Analyses of Soil Samples Collected During the Phase II Investigation of the T1 Parcel, Northrop Grumman Corporation, Bethpage, New York.

Parameter (units in mg/kg)	Sample ID: T1-D3 T1-D4 T1-D4 T1-D5 T1-D5 T1-D6 T1-D6 T1-D7 T1-D7 T1-D7 FB31297 ⁽⁶⁾															
	Sample Depth: 2-4 Ft		0-2 Ft		2-4 Ft		0-2 Ft		2-4 Ft		0-2 Ft		2-4 Ft		2-4 Ft	
	4/30/97		4/30/97		4/30/97		4/30/97		5/2/97		5/2/97		4/30/97		4/30/97	
	Date Sampled:		4/30/97		4/30/97		4/30/97		5/2/97		5/2/97		4/30/97		3/12/97	
	TCLP Regulatory Limits (2)		Eastern USA Background (1)													
	(units in mg/L)		(units in mg/kg)													
Arsenic	5.0		0.97	1.4	1.3	1.7	2	2.2	2.2	0.75	2.2	2.2	0.75	2.2	2.2	<0.002
Barium	100		5.6	5.1	5.8	10	11	15	13	3.7	14	13	3.7	14	14	<0.05
Cadmium	1.0		<0.11	<0.11	<0.11	<0.11	<0.11	<0.11	<0.11	0.11	<0.11	<0.11	0.11	<0.11	<0.11	<0.01
Chromium	5.0		4.6	2.9	3.4	5.5	5.2	7.8	6	3	7.5	6	3	7.5	7.5	<0.02
Lead	5.0		1.4	5.5	2.6	7.2	2.5	5.2	4.3	6.4	7.1	4.3	6.4	7.1	7.1	<0.10
Mercury	0.2		<0.0055	0.019	0.006	0.015	<0.0053	0.023	0.029	0.0059	0.016	0.029	0.0059	0.016	0.016	<0.00025
Selenium	1.0		<0.44	<0.43	<0.44	<0.43	<0.43	<0.43	<0.44	<0.43	<0.44	<0.44	<0.43	<0.44	<0.44	<0.002
Silver	5.0		<0.11	<0.11	<0.11	<0.11	<0.11	<0.11	<0.11	<0.11	<0.11	<0.11	<0.11	<0.11	<0.11	<0.01
			N/A													
<u>TCLP Metals</u>																
Arsenic	5.0		3-12*													

Analyses performed by EcoTest Laboratories, Inc. of North Babylon, New York.

- mg/kg Milligrams per kilogram.
- mg/L Milligrams per liter.
- Ft Feet.
- * New York State background.
- ** Average background level in metropolitan or suburban areas near highways.
- N/A Not available.
- TCLP Toxicity Characteristic Leaching Procedure.
- TAGM NYSDEC Technical and Administrative Guidance Memorandum. No. 4046
- NYSDEC New York State Department of Environmental Conservation.
- Not analyzed.
- (1) HWR-94-4046 January 24, 1994 (Revised), and proposed revisions (undated)
- (2) 40 CFR Part 261 Subpart C 261.24
- (3) Proposed TAGM Soil Cleanup Objectives.
- (4) Field Blank is a liquid sample, units are in milligrams per liter.
- (a) Sample collected during Grumman Road Investigation.

Table 4-5. Results of Herbicides and PCBs Analyses of Soil Samples Collected During the Phase II Investigation of the T1 Parcel, Northrop Grumman Corporation, Bethpage, New York.

Parameter (units in ug/kg)	Sample ID: Sample Depth: Date Sampled:	T1-10 0-4 Ft 3/12/97	T1-14 0-4 Ft 3/14/97 ^(a)	T1-16 0-4 Ft 3/12/97	FB31297 ⁽¹⁾ 3/12/97
<u>NYSDEC TAGM</u>					
<u>4046 APPENDIX A</u>					
<u>CRITERIA ^(b)</u>					
(units in ug/kg)					
<u>Herbicides</u>					
2,4-D	500	< 10	< 11	< 10	< 0.1
Dalapon	--	< 100	< 110	< 100	2.4
Dicamba	--	< 80	< 88	< 80	< 0.8
Dinoseb	--	< 20	< 22	< 20	< 0.2
Pentachlorophenol	1000	< 4	< 4	< 4	< 0.04
Pichloram	--	< 10	< 11	< 10	< 0.1
2,4,5-TP	1900	< 5	< 6	< 5	< 0.05
<u>PCBs</u>					
Aroclor 1016	1000*	NA	< 44	< 40	< 1
Aroclor 1221	1000*	NA	< 44	< 40	< 1
Aroclor 1232	1000*	NA	< 44	< 40	< 1
Aroclor 1242	1000*	NA	< 44	< 40	< 1
Aroclor 1248	1000*	NA	< 44	< 40	< 1
Aroclor 1254	1000*	NA	< 44	< 40	< 1
Aroclor 1260	1000*	NA	< 44	< 40	< 1

Analyses performed by EcoTest Laboratories, Inc. of North Babylon, New York.

ug/kg Micrograms per kilogram.

Ft Feet.

* Total PCBs.

TAGM NYSDEC Technical and Administrative Guidance Memorandum.

PCBs Polychlorinated Biphenyl.

-- Not applicable or not available.

NA Not analyzed.

(a) Sample collected during Grumman Road Investigation.

(b) HWR-94-4046 January 24, 1994 (Revised), and proposed revision (undated).

(1) Field blank is a liquid sample, units are in micrograms per liter.

Table 4-6. Results of STARS Semivolatile Organic Compound Analyses of Soil Samples Collected During the Phases II Investigation of the T1 Parcel, Northrop Grumman Corporation, Bethpage, New York.

Parameter (units in ug/kg)	Sample ID:		T1-D5		T1-D6		T1-D7		T1-D6		T1-D7		T1-D7		T1-D7		
	Sample Depth:	Date Sampled:	2-4	4/30/97	0-2	4/30/97	0-2	5/2/97	0-2	5/2/97	2-4	5/2/97	0-2	4/30/97	2-4	4/30/97	2-4
	STARS TCLP Alternative Guidance Value (units in ug/kg)	STARS Human Health Guidance Value (units in ug/kg)															
<u>Semivolatile Organic Compounds</u>																	
Naphthalene	200	3.0x10 ⁵	<33	<32	<33	<33	<33	<33	<33	<33	<33	<33	<33	<33	<33	<33	<34
Acenaphthene	400	5.0x10 ⁶	<33	<32	<33	<33	<33	<33	<33	<33	<33	<33	<33	<33	<33	<33	250
Fluorene	1000	3.0x10 ⁶	<33	<32	<33	<33	<33	<33	<33	<33	<33	<33	<33	<33	<33	<33	450
Phenanthrene	1000	--	<33	<32	<33	34	<33	<33	<33	<33	<33	<33	<33	<33	<33	<33	15000
Anthracene	1000	2.0x10 ⁷	<33	<32	<33	<33	<33	<33	<33	<33	<33	<33	<33	<33	<33	<33	2600
Fluoranthene	1000	3.0x10 ⁶	<33	<32	<33	63	<33	<33	<33	<33	<33	<33	<33	<33	<33	<33	36000
Pyrene	1000	2.0x10 ⁶	<33	<32	<33	66	<33	<33	<33	<33	<33	<33	<33	<33	<33	<33	37000
Benzo(a)anthracene	0.04	220	<33	<32	<33	<33	<33	<33	<33	<33	<33	<33	<33	<33	<33	<33	14000
Chrysene	0.04	--	<33	<32	<33	34	<33	<33	<33	<33	<33	<33	<33	<33	<33	<33	16000
Benzo(b)fluoranthene/Benzo(k)fluoranthene*	0.04/0.04	220/220	<33	<32	<33	<33	<33	<33	<33	<33	<33	<33	<33	<33	<33	<33	29000
Benzo(a)pyrene	0.04	61	<33	<32	<33	<33	<33	<33	<33	<33	<33	<33	<33	<33	<33	<33	15000
Indeno (1,2,3-cd)pyrene	0.04	--	<33	<32	<33	<33	<33	<33	<33	<33	<33	<33	<33	<33	<33	<33	2500
Dibenzo(a,h)anthracene	1000	14	<33	<32	<33	<33	<33	<33	<33	<33	<33	<33	<33	<33	<33	<33	6400
Benzo(g,h,i)perylene	0.04	--	<33	<32	<33	<33	<33	<33	<33	<33	<33	<33	<33	<33	<33	<33	6100

Analyses performed by EcoTest Laboratories, Inc. of North Babylon, New York.
 ug/kg Micrograms per kilogram.
 -- Not applicable or not available.
 TCLP Toxicity Characteristics Leaching Procedures.
 STARS NYSDEC Spill Technology and Remediation Series.
 NYSDEC New York State Department of Environmental Conservation.
 * Isomers cannot be separated.

Table 4-6. Results of STARS Semivolatile Organic Compound Analyses of Soil Samples Collected During the Phases II Investigation of the T1 Parcel, Northrop Grumman Corporation, Bethpage, New York.

Parameter (units in ug/kg)	Sample ID: T1-14		T1-14E		T1-14W		T1-14W		T1-14W		T1-14W	
	1-2	2-4	0-1	1-2	0-1	1-2	0-1	1-2	0-1	1-2	0-1	1-2
	4/30/97		4/30/97		4/30/97		4/30/97		4/30/97		4/30/97	
	Sample Depth:		T1-14E		T1-14W		T1-14W		T1-14W		T1-14W	
	Date Sampled:		4/30/97		4/30/97		4/30/97		4/30/97		4/30/97	
	Sample ID:		T1-14E		T1-14W		T1-14W		T1-14W		T1-14W	
	Date Sampled:		4/30/97		4/30/97		4/30/97		4/30/97		4/30/97	
	Sample ID:		T1-14E		T1-14W		T1-14W		T1-14W		T1-14W	
	Date Sampled:		4/30/97		4/30/97		4/30/97		4/30/97		4/30/97	
	Sample ID:		T1-14E		T1-14W		T1-14W		T1-14W		T1-14W	
	Date Sampled:		4/30/97		4/30/97		4/30/97		4/30/97		4/30/97	
Semivolatile Organic Compounds												
Naphthalene	200	3.0x10 ⁵	<34	<33	<32	<33	<33	<35	<33	<33	<32	<32
Acenaphthene	400	5.0x10 ⁶	<34	<33	<32	<33	<33	60	<33	<33	<32	<32
Fluorene	1000	3.0x10 ⁶	<34	<33	<32	<33	<33	84	<33	<33	<32	<32
Phenanthrene	1000	--	540	<33	<32	<33	<33	3100	730	130	140	140
Anthracene	1000	2.0x10 ⁷	90	<33	<32	<33	<33	570	130	2000	<32	<32
Fluoranthene	1000	3.0x10 ⁶	1400	<33	<32	<33	<33	9000	2000	350	350	350
Pyrene	1000	2.0x10 ⁶	1400	<33	<32	<33	<33	8100	2000	340	340	340
Benzo(a)anthracene	0.04	220	550	<33	<32	<33	<33	2800	790	130	130	130
Chrysene	0.04	--	620	<33	<32	<33	<33	3100	890	150	150	150
Benzo(b)fluoranthene/Benzo(k)fluoranthene*	0.04/0.04	220/220	1200	<33	<32	<33	<33	5700	1800	300	300	300
Benzo(a)pyrene	0.04	61	620	<33	<32	<33	<33	3100	870	150	150	150
Indeno(1,2,3-cd)pyrene	0.04	--	100	<33	<32	<33	<33	340	130	<32	<32	<32
Dibenzo(a,h)anthracene	1000	14	250	<33	<32	<33	<33	830	310	53	53	53
Benzo(g,h,i)perylene	0.04	--	240	<33	<32	<33	<33	770	300	51	51	51

STARS TCLP
Alternative
Guidance Value
(units in ug/kg)

STARS Human
Health Guidance
Value
(units in ug/kg)

Analyses performed by EcoTest Laboratories, Inc. of North Babylon, New York.

ug/kg Micrograms per kilogram.

-- Not applicable or not available.

TCLP Toxicity Characteristics Leaching Procedures.

STARS NYSDEC Spill Technology and Remediation Series.

NYSDEC New York State Department of Environmental Conservation.

* Isomers cannot be separated.

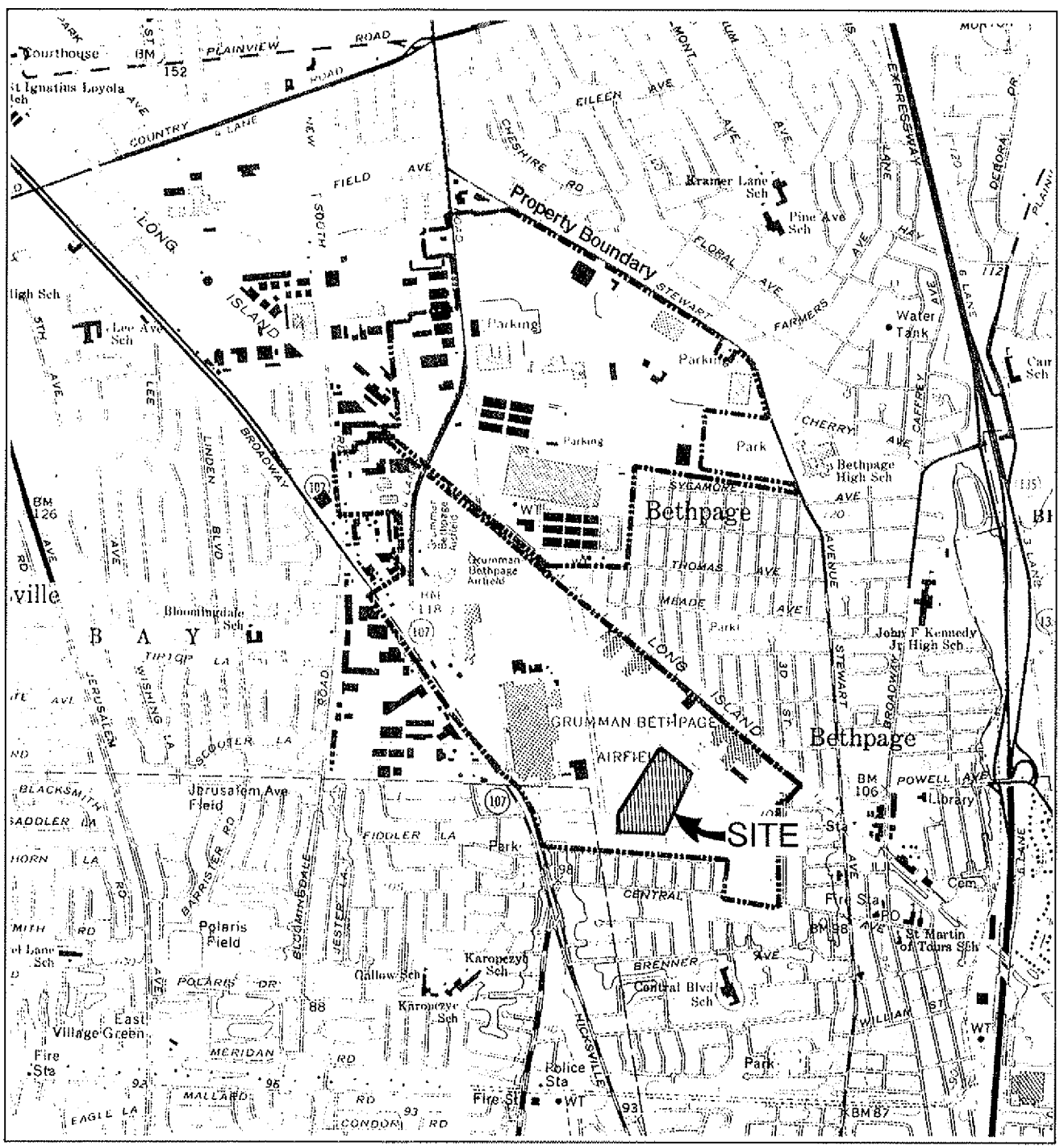
Table 4-7. Results of TCLP STARS 8270 Analyses of Soil Samples Collected During the Phase II Investigation of the T1 Parcel Northrop Grumman Corporation, Bethpage, New York.

Parameter (units in ug/L)	T1-14	T1-D1	T1-D6	T1-14	T1-14	T1-14	T1-14E	T1-14E	T1-14E	T1-14E	T1-14E	T1-14W	T1-14W	T1-14W	T1-14W	
Sample ID:	T1-14	T1-D1	T1-D6	T1-14	T1-14	T1-14	T1-14E	T1-14E	T1-14E	T1-14E	T1-14E	T1-14W	T1-14W	T1-14W	T1-14W	
Sample Depth:	0-4	0-2	0-2	0-1	1-2	2-4	0-1	0-1	1-2	2-4	0-1	1-2	2-4	0-1	1-2	
Date Sampled:	3/14/97	4/30/97	4/30/97	4/30/97	4/30/97	4/30/97	4/30/97	4/30/97	4/30/97	4/30/97	4/30/97	4/30/97	4/30/97	4/30/97	4/30/97	
<u>STARS TCLP</u>																
<u>Extraction</u>																
<u>Guidance Value</u>																
(units in ug/L)																
<u>Semivolatile Organic Compounds</u>																
Naphthalene	<10	<10	<10	<10	<10	<10	<10	<10	<10	<10	<10	<10	<10	<10	<10	<10
Acenaphthene	<10	<10	<10	<10	<10	<10	<10	<10	<10	<10	<10	<10	<10	<10	<10	<10
Fluorene	<10	<10	<10	<10	<10	<10	<10	<10	<10	<10	<10	<10	<10	<10	<10	<10
Phenanthrene	<10	<10	<10	<10	<10	<10	<10	<10	<10	<10	<10	<10	<10	<10	<10	<10
Anthracene	<10	<10	<10	<10	<10	<10	<10	<10	<10	<10	<10	<10	<10	<10	<10	<10
Fluoranthene	<10	<10	<10	<10	<10	<10	<10	<10	<10	<10	<10	<10	<10	<10	<10	<10
Pyrene	<10	<10	<10	<10	<10	<10	<10	<10	<10	<10	<10	<10	<10	<10	<10	<10
Benzo(a)anthracene	0.002	<10	<10	<10	<10	<10	<10	<10	<10	<10	<10	<10	<10	<10	<10	<10
Chrysene	0.002	<10	<10	<10	<10	<10	<10	<10	<10	<10	<10	<10	<10	<10	<10	<10
Benzo(b)fluoranthene	0.002	<10	<10	<10	<10	<10	<10	<10	<10	<10	<10	<10	<10	<10	<10	<10
Benzo(k)fluoranthene	0.002	<10	<10	<10	<10	<10	<10	<10	<10	<10	<10	<10	<10	<10	<10	<10
Benzo(a)pyrene	0.002	<10	<10	<10	<10	<10	<10	<10	<10	<10	<10	<10	<10	<10	<10	<10
Indeno (1,2,3-cd)pyrene	0.002	<10	<10	<10	<10	<10	<10	<10	<10	<10	<10	<10	<10	<10	<10	<10
Dibenzo(a,h)anthracene	50	<10	<10	<10	<10	<10	<10	<10	<10	<10	<10	<10	<10	<10	<10	<10
Benzo(g,h,i)perylene	0.002	<10	<10	<10	<10	<10	<10	<10	<10	<10	<10	<10	<10	<10	<10	<10

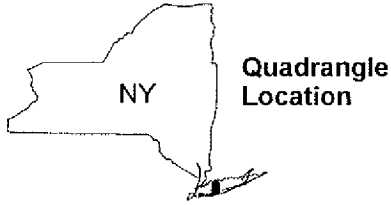
Analyses performed by EcoTest Laboratories, Inc. of North Babylon, New York.
 ug/L Micrograms per liter.
 TCLP Toxicity Characteristics Leachate Procedures.
 STARS NYSDEC Spill Technology and Remediation Series.
 NYSDEC New York State Department of Environmental Conservation.

FIGURES

DWG DATE: 18JUN97 | PRJCT NO.: NY0008 | FILE: 1824 | DRAWING: NON-CAD | CHECKED: G.N. | APPROVED: C.S.G. | DRAFTER: W.H.CICIO



SOURCE: USGS 7.5 MIN. AMITYVILLE, FREEPORT, HICKSVILLE, HUNTINGTON, NY QUADRANGLES



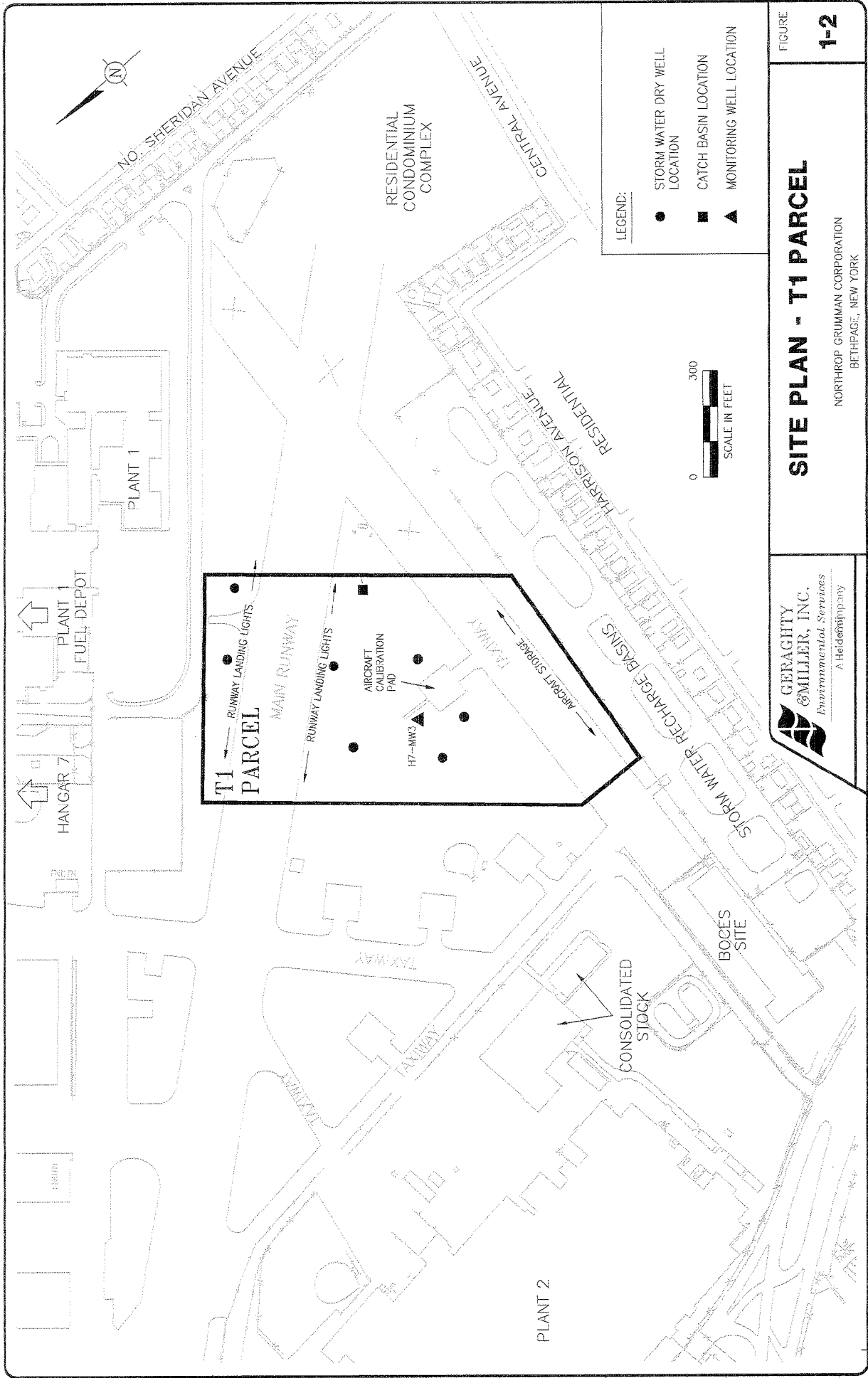
2000 feet




GERAGHTY & MILLER, INC.
 Environment and Infrastructure
 a heidemij company

SITE LOCATION
T1 PARCEL
 NORTHROP GRUMMAN CORPORATION
 BETHPAGE, NEW YORK

FIGURE
1-1



LEGEND:


- STORM WATER DRY WELL LOCATION
- CATCH BASIN LOCATION
- ▲ MONITORING WELL LOCATION

0 300
SCALE IN FEET

FIGURE
1-2

SITE PLAN - T1 PARCEL

NORTHROP GRUMMAN CORPORATION
BETHPAGE, NEW YORK

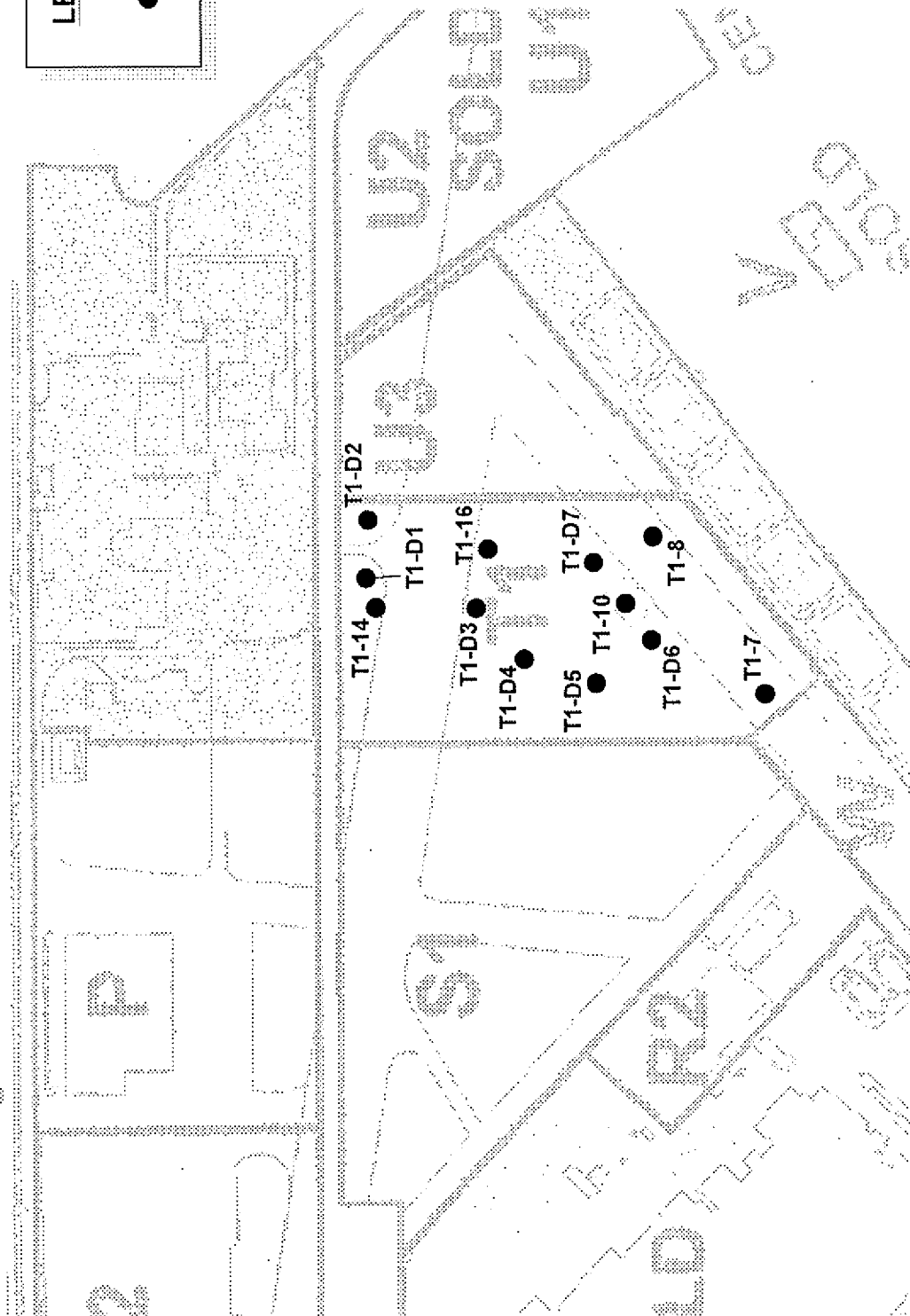


DWG DATE: 10.JUL.17 | PLOT NO.: NY0008.132 | HARD FILE: 1818 | DRAWING: PARCEL T1 | CHECKED: D.BROWN | APPROVED: M.WOLFERT | DRAFTER: W.H.CICIO

Long Island Railroad

LEGEND:

T1-D4 SOIL BORING LOCATION



FIGURE

1-3

**SOIL BORING LOCATIONS FOR PHASE II
ENVIRONMENTAL SITE ASSESSMENT
OF THE T1 PARCEL**


NORTHROP GRUMMAN CORPORATION
BETHPAGE, NEW YORK

**GERAGHTY
& MILLER, INC.**
Environmental Services
A Heidemij Company

APPENDIX A

FIELD MEMOS

Memorandum

TO: Robert Porsche, Carlo San Giovanni
FROM: Donna M. Brown 
DATE: July 7, 1997
SUBJECT: Soil Sampling for S, T, and U Properties at Northrop-Grumman Bethpage Facility (Project No. NY0008.132.006, 009, 012))

Soil sampling was carried out for the S, T, and U properties at the Northrop-Grumman Bethpage New York facility on March 12, 1997. Donna M. Brown and Gary Williams of Geraghty & Miller carried out the sampling assisted by Zebra Environmental Inc. using a Geoprobe sampling system.

At Soil Borings S1-1 through S1-4 and T1-10, a four-point composite soil sample was collected in the following manner: at each location, four samples were collected from 0 to 4 feet below grade (ft bg) at points surrounding (north, south, east, and west) each paved area. Each sample was collected and screened with a photoionization detector (PID); a volatile organic compound (VOC) grab sample was selected at each soil boring location from the sample with the highest head space reading. The soils remaining at each soil boring location were then composited and samples were collected for analysis of total petroleum hydrocarbon (TPH), and the eight RCRA metals; T1-10 was also analyzed for herbicides.

At Soil Boring locations S1-5, S1-6, S1-12, S1-15, T1-16, and U3-11, one soil sample was collected from each location from 0 to 4 ft bg. A VOC grab sample was collected from the 0 to 4 ft interval and the remaining soils from the 0 to 4 ft interval was then composited and samples were collected for analysis of TPH and the eight RCRA metals; S1-5 and S1-6 was also analyzed for phosphorus and nitrogen compounds; S1-12, S1-15, and T1-16 were also analyzed for herbicides; and S1-15 and T1-16 were also analyzed for polychlorinated byphenols (PCBs).

At Soil Borings T1-7, T1-8, and U3-9, a two-point composite soil sample was collected in the following manner: at each location, two samples were collected from 0 to 4 feet below grade (ft bg) at points (north and south) of the taxiway. Each sample was collected and screened with a photoionization detector (PID); a volatile organic compound (VOC) grab sample was selected at each soil boring location from the sample with the highest head space reading. The soils remaining at each soil boring location

were then composited and samples were collected for analysis of total petroleum hydrocarbon (TPH) and the eight RCRA metals.

At each sample location, an extra sample container was filled and submitted to the lab for the possible analysis of TPH ID, TCLP, and Total STARS parameters. Analysis of these samples was dependent upon the results of the TPH analysis.

All samples were cooled in ice filled coolers and hand delivered to Ecotest Labs. Strict Chain-of-Custody Protocols were maintained throughout this investigation. Chain-of-Custody forms, diagram of Sample Locations, and a PID reading table are included in this memo.

G:\PROJECT\GRUMMAN\NY008.132\STU_PROP\STU1MEM.doc

Table of PID Readings.

Soil Boring	Sample Location	PID Reading in ppm
S1-1*	A	13.3
S1-1	B	11.4
S1-1	C	12.0
S1-1	D	13.1
S1-2	A	5.6
S1-2*	B	7.6
S1-2	C	6.1
S1-2	D	6.1
S1-3	A	5.3
S1-3*	B	8.7
S1-3	C	7.2
S1-3	D	6.2
S1-4*	A	12.6
S1-4	B	10.9
S1-4	C	8.7
S1-4	D	7.2
T1-10	A	1.1
T1-10	B	2.9
T1-10*	C	3.9
T1-10	D	3.6
T1-7	A	7.8
T1-7*	B	8.1
T1-8	A	2.5
T1-8*	B	3.0
U3-9	A	3.1
U3-9*	B	3.6

* Volatile organic compound sample collected and analyzed from this sample location.

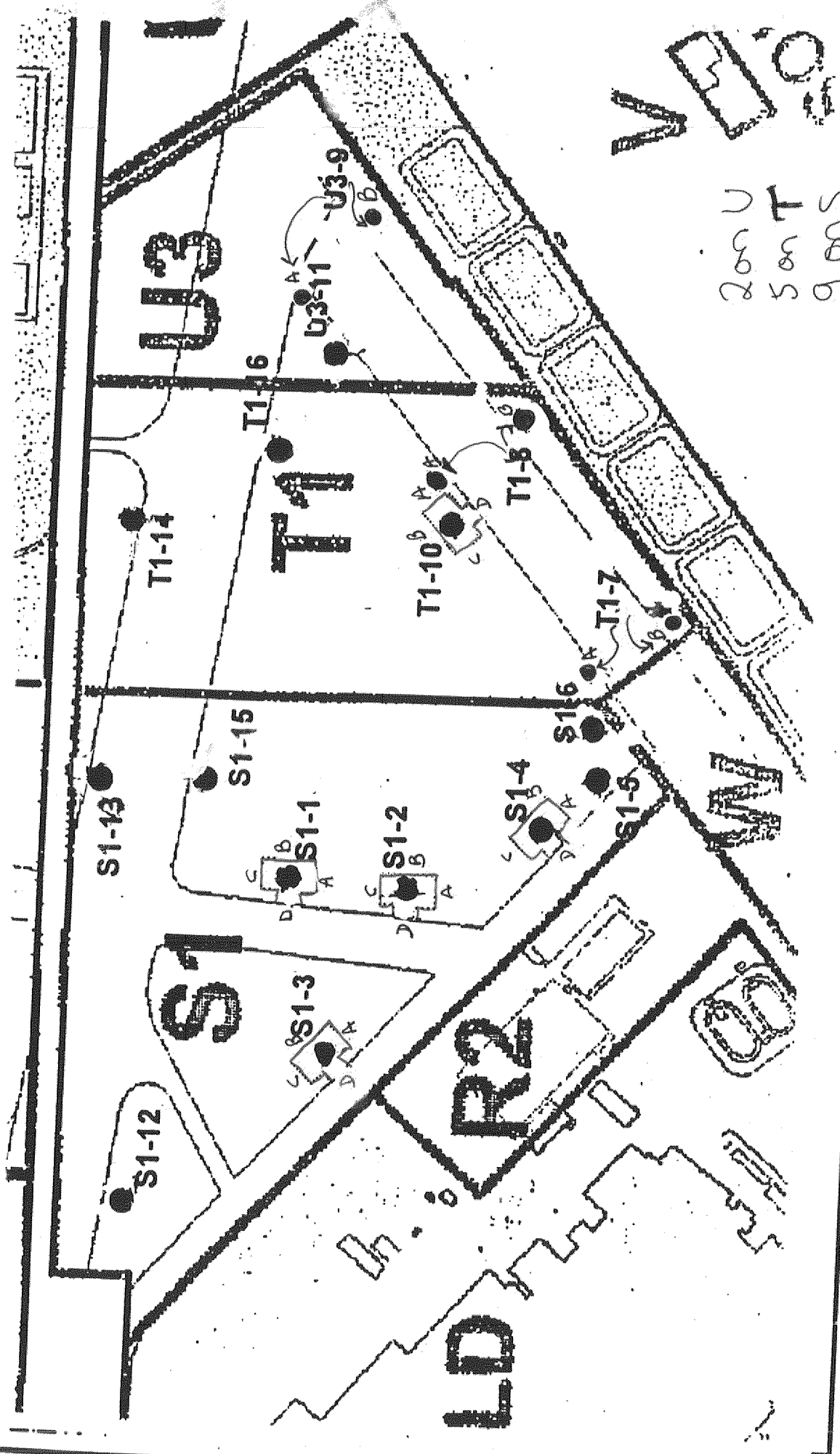
ppm Parts per million.

Sample Log

Date	Sample ID	Sample Description
March 12, 1997	U3-11	3 1/2' recovery silty sand moist at bottom brown to lighter tan at 3 ft.
March 12, 1997	S1-2	A = 5.6 3 1/2 silty sand 3 ft medium to sand with gravel B = 7.6 3' silty sand 2' moist silty sand brown tan C = 6.1 3' silty sand 2' moist silty sand brown tan D = 6.1 3 silty sand 2' silty sand brown fine gravel
March 12, 1997	S1-1	A = 13.3 ppm 3 1/2' topsoil 8" sand layer 2' thin brown to silty sand with with some gravel than fine to medium sand with gravel. B = 11.4 ppm 3 1/2' topsoil silty sand, fine to coarse and with gravel C = 12.0 ppm 3 1/2' topsoil silty sand coarse sand with gravel D = 13.1 ppm 3 1/2' topsoil silty sand coarse sand with gravel
March 12, 1997	S1-3	A = 5.3 ppm 3 ft 6" topsoil 6" sand moist dark silty sandy and tan silty sand with gravel B = 8.7 ppm 3 1/2' 6" topsoil 6" fine sand moist dark silty sandy and tan silty sand with gravel C = 7.2 ppm 3' 6" topsoil 6" fine sand small clay lense at bottom D = 6.2 ppm 3' 6" topsoil 6" fine sand small clay no lense at bottom
March 12, 1997	S1-12	3 ft silty sand small sandy layer at bottom
March 12, 1997	T-16	3 1/2" 3/4 silty sand 1/4 sand with gravel
March 12, 1997	U3-9	A=3.1 ppm 3 1/2' recovery same type B=3.6 ppm
March 12, 1997	T1-10	A = 1.1 ppm 3' recovery same type B = 2.9 ppm 3 1/2' recovery brown to orange coarse sand at 3 ft. C = 3.9 ppm 3' recovery brown silty sand tan coarse sand D = 3.6 ppm 3' recovery brown silty sand tan coarse sand
March 12, 1997	T1-08	A = 2.5 ppm 3' silty sand brown to lighter tan B = 3.0 ppm 4' silty sand with stone
March 12, 1997	T1-7	A = 7.8 ppm 3 1/2 silty sand to fine stone with gravel B = 8.1 ppm 3 1/2 silty sand brown
March 12, 1997	S1-6	2 Maros 2' and 3' recovery silty sand
March 12, 1997	S1-5	3 1/2' silty clay with some brown to orange gravel brownish gray clay at 3'
March 12, 1997	S1-4	A = 12.6ppm 3 1/2' dark to silty sand to coarse sand top sand and gravel B = 10.9ppm 3 1/2' Dark to soil to coarse sand with gravel to fine sand with gravel C = 8.7ppm 3' silty sand top 3 ft coarse sand with gravel to bottom D = 7.2ppm 3 1/2 silty sand to 2 ft fine silty sand

Sample Log

Date	Sample ID	Sample Description
April 30, 1997	S1-D5	
April 30, 1997	S1-D6	7' water in drywell
April 30, 1997	T1-D6	Site access problem
April 30, 1997	T1-D7	water
April 30, 1997	T1-D5	no water - some fine sand at bottom
April 30, 1997	T1-D4	Coarse Fine sand
April 30, 1997	T1-D3	Fine medium coarse sand gravel
April 30, 1997	T1-D1	
May 2, 1997	S1-D1	
May 2, 1997	T1-D6	
May 2, 1997	U3-D5	7' Deep Single Ring
May 2, 1997	U3-D4	Vault fine sand clay layer at 1 1/2'
May 2, 1997	U3-19	
May 2, 1997	U3-D3	Grate missing, drywell appears to be filled in with surface soils drove LB blind to 16' and took sample.
May 2, 1997	S1-D2	Large stone and fine medium coarse sand below to fine sand
May 2, 1997	S1-D3	
May 2, 1997	S1-D4	Petro odor
June 29, 1997	S1-12	Soil Topsoil some fill Coarse medium sand stone
June 29, 1997	S1-12W	Topsoil Topsoil some fill Coarse medium sand some moisture silty sand
June 29, 1997	S1-12S	Topsoil Topsoil Moist silty sand with fines medium coarse sand below

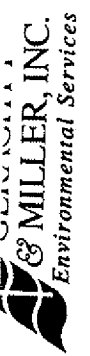


200 U
500 T
900 S

**PROPOSED SOIL BORING LOCATION
ENVIRONMENTAL SITE ASSESSMENT
OF THE S1, T1, AND U3 PROJECTS**

NORTHROP GRUMMAN CORPORATION
BETHPAGE, NEW YORK

GERAGHTY & MILLER, INC.
Environmental Services
A Heidemij Company



Laboratory Task Order No. _____

CHAIN-OF-CUSTODY RECORD

Page _____ of _____

Project Number WY000817002
 Project Location BETHLEHEM, PA
 Laboratory ECOTEST
 Sampler(s)/Affiliation O. WELSH

SAMPLE IDENTITY	Code	Date/Time Sampled	Lab ID	SAMPLE BOTTLE / CONTAINER DESCRIPTION										TOTAL		
				1	2	3	4	5	6	7	8	9	10			
S1-1	S	3-12-97		202 TRR (82100)	802 TRR (82100)	802 TRR (82100)	802 TRR (82100)	802 TRR (82100)	802 TRR (82100)	802 TRR (82100)	802 TRR (82100)	802 TRR (82100)	802 TRR (82100)	802 TRR (82100)	802 TRR (82100)	4
S1-2	S			202 TRR (82100)	802 TRR (82100)	802 TRR (82100)	802 TRR (82100)	802 TRR (82100)	802 TRR (82100)	802 TRR (82100)	802 TRR (82100)	802 TRR (82100)	802 TRR (82100)	802 TRR (82100)	802 TRR (82100)	4
S1-3	S			202 TRR (82100)	802 TRR (82100)	802 TRR (82100)	802 TRR (82100)	802 TRR (82100)	802 TRR (82100)	802 TRR (82100)	802 TRR (82100)	802 TRR (82100)	802 TRR (82100)	802 TRR (82100)	802 TRR (82100)	4
S1-4	S			202 TRR (82100)	802 TRR (82100)	802 TRR (82100)	802 TRR (82100)	802 TRR (82100)	802 TRR (82100)	802 TRR (82100)	802 TRR (82100)	802 TRR (82100)	802 TRR (82100)	802 TRR (82100)	802 TRR (82100)	4
S1-5	S			202 TRR (82100)	802 TRR (82100)	802 TRR (82100)	802 TRR (82100)	802 TRR (82100)	802 TRR (82100)	802 TRR (82100)	802 TRR (82100)	802 TRR (82100)	802 TRR (82100)	802 TRR (82100)	802 TRR (82100)	4
S1-6	S			202 TRR (82100)	802 TRR (82100)	802 TRR (82100)	802 TRR (82100)	802 TRR (82100)	802 TRR (82100)	802 TRR (82100)	802 TRR (82100)	802 TRR (82100)	802 TRR (82100)	802 TRR (82100)	802 TRR (82100)	4
S1-12	S			202 TRR (82100)	802 TRR (82100)	802 TRR (82100)	802 TRR (82100)	802 TRR (82100)	802 TRR (82100)	802 TRR (82100)	802 TRR (82100)	802 TRR (82100)	802 TRR (82100)	802 TRR (82100)	802 TRR (82100)	4
S1-15	S			202 TRR (82100)	802 TRR (82100)	802 TRR (82100)	802 TRR (82100)	802 TRR (82100)	802 TRR (82100)	802 TRR (82100)	802 TRR (82100)	802 TRR (82100)	802 TRR (82100)	802 TRR (82100)	802 TRR (82100)	4
F1-7	F			202 TRR (82100)	802 TRR (82100)	802 TRR (82100)	802 TRR (82100)	802 TRR (82100)	802 TRR (82100)	802 TRR (82100)	802 TRR (82100)	802 TRR (82100)	802 TRR (82100)	802 TRR (82100)	802 TRR (82100)	4
F1-8	F			202 TRR (82100)	802 TRR (82100)	802 TRR (82100)	802 TRR (82100)	802 TRR (82100)	802 TRR (82100)	802 TRR (82100)	802 TRR (82100)	802 TRR (82100)	802 TRR (82100)	802 TRR (82100)	802 TRR (82100)	4
F1-10	F			202 TRR (82100)	802 TRR (82100)	802 TRR (82100)	802 TRR (82100)	802 TRR (82100)	802 TRR (82100)	802 TRR (82100)	802 TRR (82100)	802 TRR (82100)	802 TRR (82100)	802 TRR (82100)	802 TRR (82100)	4
F1-16	F			202 TRR (82100)	802 TRR (82100)	802 TRR (82100)	802 TRR (82100)	802 TRR (82100)	802 TRR (82100)	802 TRR (82100)	802 TRR (82100)	802 TRR (82100)	802 TRR (82100)	802 TRR (82100)	802 TRR (82100)	4
D2-9	D			202 TRR (82100)	802 TRR (82100)	802 TRR (82100)	802 TRR (82100)	802 TRR (82100)	802 TRR (82100)	802 TRR (82100)	802 TRR (82100)	802 TRR (82100)	802 TRR (82100)	802 TRR (82100)	802 TRR (82100)	4
D3-11	D			202 TRR (82100)	802 TRR (82100)	802 TRR (82100)	802 TRR (82100)	802 TRR (82100)	802 TRR (82100)	802 TRR (82100)	802 TRR (82100)	802 TRR (82100)	802 TRR (82100)	802 TRR (82100)	802 TRR (82100)	4
SEE ATTACHED LIST OF CONTAINERS												Total No. of Bottles/Containers	27			

Sample Code: L = Liquid; S = Solid; A = Air

Relinquished by: _____ Organization: _____ Date: _____ Time: _____ Seal Intact? Yes No N/A

Received by: _____ Organization: _____ Date: _____ Time: _____ Seal Intact? Yes No N/A

Relinquished by: _____ Organization: _____ Date: _____ Time: _____ Seal Intact? Yes No N/A

Received by: _____ Organization: _____ Date: _____ Time: _____ Seal Intact? Yes No N/A

Special Instructions/Remarks: FOR USE ONLY FOR THE PURPOSES OF THIS PROJECT

Delivery Method: In Person Common Carrier Lab Courier Other



Laboratory Task Order No. _____

CHAIN-OF-CUSTODY RECORD

Page _____ of _____

Project Number NYD002115002

Project Location BATH PAGE NY

Laboratory ECOTEST

Sampler(s)/Affiliation G. WILKINSON

SAMPLE IDENTITY	Code	Date/Time Sampled	Lab ID	SAMPLE BOTTLE / CONTAINER DESCRIPTION							TOTAL			
SR-02	(04)	3-14-97		1	202 TRAC (Liquor)	202 TRAC (Liquor)	202 TRAC (Liquor)	202 TRAC (Liquor)	202 TRAC (Liquor)	202 TRAC (Liquor)	202 TRAC (Liquor)	202 TRAC (Liquor)	4	
SR-01	(4-15)			1	202 TRAC (Liquor)	202 TRAC (Liquor)	202 TRAC (Liquor)	202 TRAC (Liquor)	202 TRAC (Liquor)	202 TRAC (Liquor)	202 TRAC (Liquor)	202 TRAC (Liquor)	2	
SR-02	(4-15)			1	202 TRAC (Liquor)	202 TRAC (Liquor)	202 TRAC (Liquor)	202 TRAC (Liquor)	202 TRAC (Liquor)	202 TRAC (Liquor)	202 TRAC (Liquor)	202 TRAC (Liquor)	2	
SR-13	(0-5)			1	202 TRAC (Liquor)	202 TRAC (Liquor)	202 TRAC (Liquor)	202 TRAC (Liquor)	202 TRAC (Liquor)	202 TRAC (Liquor)	202 TRAC (Liquor)	202 TRAC (Liquor)	4	
SR-13	(4-15)			1	202 TRAC (Liquor)	202 TRAC (Liquor)	202 TRAC (Liquor)	202 TRAC (Liquor)	202 TRAC (Liquor)	202 TRAC (Liquor)	202 TRAC (Liquor)	202 TRAC (Liquor)	2	
SR-14	(0-4)			1	202 TRAC (Liquor)	202 TRAC (Liquor)	202 TRAC (Liquor)	202 TRAC (Liquor)	202 TRAC (Liquor)	202 TRAC (Liquor)	202 TRAC (Liquor)	202 TRAC (Liquor)	2	
SR-14	(4-15)			1	202 TRAC (Liquor)	202 TRAC (Liquor)	202 TRAC (Liquor)	202 TRAC (Liquor)	202 TRAC (Liquor)	202 TRAC (Liquor)	202 TRAC (Liquor)	202 TRAC (Liquor)	2	
SR-14	(4-15)			1	202 TRAC (Liquor)	202 TRAC (Liquor)	202 TRAC (Liquor)	202 TRAC (Liquor)	202 TRAC (Liquor)	202 TRAC (Liquor)	202 TRAC (Liquor)	202 TRAC (Liquor)	2	
SR-07	(0-4)			1	202 TRAC (Liquor)	202 TRAC (Liquor)	202 TRAC (Liquor)	202 TRAC (Liquor)	202 TRAC (Liquor)	202 TRAC (Liquor)	202 TRAC (Liquor)	202 TRAC (Liquor)	2	
SR-07	(4-15)			1	202 TRAC (Liquor)	202 TRAC (Liquor)	202 TRAC (Liquor)	202 TRAC (Liquor)	202 TRAC (Liquor)	202 TRAC (Liquor)	202 TRAC (Liquor)	202 TRAC (Liquor)	2	
SR-07	(4-15)			1	202 TRAC (Liquor)	202 TRAC (Liquor)	202 TRAC (Liquor)	202 TRAC (Liquor)	202 TRAC (Liquor)	202 TRAC (Liquor)	202 TRAC (Liquor)	202 TRAC (Liquor)	2	
SR-08	(0-4)			1	202 TRAC (Liquor)	202 TRAC (Liquor)	202 TRAC (Liquor)	202 TRAC (Liquor)	202 TRAC (Liquor)	202 TRAC (Liquor)	202 TRAC (Liquor)	202 TRAC (Liquor)	4	
SR-08	(4-15)			1	202 TRAC (Liquor)	202 TRAC (Liquor)	202 TRAC (Liquor)	202 TRAC (Liquor)	202 TRAC (Liquor)	202 TRAC (Liquor)	202 TRAC (Liquor)	202 TRAC (Liquor)	2	
SR-08	(4-15)			1	202 TRAC (Liquor)	202 TRAC (Liquor)	202 TRAC (Liquor)	202 TRAC (Liquor)	202 TRAC (Liquor)	202 TRAC (Liquor)	202 TRAC (Liquor)	202 TRAC (Liquor)	2	
Sample Code: L = Liquid; S = Solid; A = Air				SEE ATTACHED LIST FOR TURNAROUNDS									Total No. of Bottles/Containers	40

Relinquished by: SR 18W Organization: ECOTEST

Received by: SR 18W Organization: ECOTEST

Relinquished by: _____ Organization: _____

Received by: _____ Organization: _____

Date: 3/14/97 Time: 4:15

Seal Intact? Yes No N/A

Seal Intact? Yes No N/A

Special Instructions/Remarks: (1) PLEASE INCLUDE BATH PAGE CHAIN OF CUSTODY TABLE 1 TO SR 18W ANALYSIS (2) WITH THIS ANALYSIS, BATH PAGE FOR LABORATORY 8015 (ORO) ANALYSIS. AFTER SUBMITTING TO THE ADDITIONAL & WITH ANALYSIS TO 2770 STARS TABLE 2 ANALYSIS MAY BE NEEDED

Delivery Method: In Person Common Carrier Lab Courier Other

Memorandum

TO: Robert Porsche, Carlo San Giovanni
FROM: Gary Williams
DATE: June 27, 1997
SUBJECT: Supplemental Soil Sampling for S, T, and U Properties at Northrop-Grumman Bethpage Facility (Project No. NY0008.132.006, 009, 012))

Supplemental soil sampling was carried out for the S, T, and U properties at the Northrop-Grumman Bethpage New York facility on April 29, 30, and May 2, 1997. Gary Williams of Geraghty & Miller carried out the sampling assisted by Zebra Environmental Inc. using a Geoprobe sampling system.

Seventeen drywells were sampled with two discrete samples (0-2', 2-4') taken at each location. All sample locations were sampled for VOC's (method 8260 STARS), TPH (method 418.1), Total SVOC's (method 8270 STARS), and 8 RCRA metals. Additionally samples were taken for TPH ID (Method 8015), TCLP 8270 STARS and TCLP 8260 STARS. These analyses would be requested based on results of the original parameters analyzed. Turnaround times were expedited with each analysis to allow all analyses to be available for testing within their prescribed holding times. These times are listed on the individual chain-of-custody forms attached to this memo.

Mercury impacts at sample location S1-12 were further delineated by sampling the previous location at intervals of 0-1', 1-2', and 2-4'. Additional samples were collected at four points (North, South, East and West) at points approximately 5' from the original sample location at depths of 0-1', 1-2' and 2-4'. The samples were analyzed for mercury (Hg) with a rush (2 business day) turnaround time. The remaining four samples were held pending results from S1-12 (0-1', 1-2' and 2-4').

To further delineate two sample locations from a previous sampling (S1-13 and T1-14), additional samples were taken at each of these locations in the 0-1', 1-2' and 2-4' intervals. Additional samples were taken 50 ft east and 50 ft west of the two previous sample points. A single point was sampled between S1-13 and T1-14 and was marked T1-14W. These samples were analyzed for Total and TCLP 8270 STARS parameters.

Two underground vaults associated with the arresting cable winches were investigated during this sampling event. It was found that both of these vaults had no bottom, so two samples from 0-2' and 2-4' were taken from the base of the vault. These samples are actually about 6-8' and 8-10' below land surface. They were analyzed for

TPH, and PCBs. Additional jars were filled for analysis of VOCs, SVOCs, TCLP SVOCs, and TPH ID based on TPH results. Turnaround times were expedited to allow all parameters to be analyzed within their prescribed holding times.

At the former location of the blast fence, near the center of the S1 parcel, two discrete soil samples were collected from 0-2 and 2-4 ft below land surface. Samples were submitted for analysis of TPH, 8 RCRA metals, and SVOCs. TPH ID and TCLP SVOCs will be performed based upon results of TPH and Total SVOC analyses.

With the exception of U3-D5, drywells sampled in this event were approximately 16' deep. U3-D5 was only 6-7 feet deep. Because the property was regraded, U3-D2 could not be located and was not sampled. Drywell samples were collected for analysis of TPH, VOCs, 8 RCRA metals and SVOCs. Additional jars were filled for analysis of TPH ID, SVOCs and TCLP SVOCs based on results of TPH analysis.

All samples were cooled in ice filled coolers and hand delivered to Ecotest Labs opening the following morning. Strict Chain-of-Custody Protocols were maintained throughout this investigation. Chain-of-Custody forms are included in this memo.

G:\PROJECT\GRUMMAN\NY0008.132\STU_PROP\STUMEM2.doc

Sample Log

Date	Sample ID	Sample Description
June 29, 1997	S1-12E	7' away from S1-12 due to utilities
		Topsoil
		Moist silty sand
		Fine medium coarse sand gravel
June 29, 1997	S1-12W	Topsoil
		Moist silty sand
		Moist fine medium coarse sand top to dry fine medium coarse
June 29, 1997	S1-17	Vault has no bottom
		Fine, medium, coarse sand stone
		Fine, medium, coarse sand stone
June 29, 1997	S1-18	Topsoil with fine, medium, coarse sand boring
		Fine, medium, coarse sand stone



Laboratory Task Order No. _____

CHAIN-OF-CUSTODY RECORD

Page _____ of _____

Project Number NY 0008132 006

Project Location BEAUGRABE NY

Laboratory ECOTEST

Sampler(s)/Affiliation G. W. DRAMIS

SAMPLE IDENTITY	Code	Date/Time Sampled	Lab ID	SAMPLE BOTTLE / CONTAINER DESCRIPTION												TOTAL
T1-14E	(0-1)	S	A3097	802-THL ROAD TAILP 8770 STIBS												1
T1-14E	(1-2)															1
T1-14E	(2-4)															1
T1-14	(0-1)															1
T1-14	(1-2)															1
T1-14	(2-4)															1
T1-14W	(0-1)			SPRAY TURBIDIMETER												1
T1-14W	(1-2)															1
T1-14W	(2-4)			1												
S1-13	(0-1)			1												
S1-13	(1-2)			1												
S1-13	(2-4)			1												
S1-13W	(0-1)			1												
S1-13W	(1-2)			1												
S1-13W	(2-4)			1												
				Total No. of Bottles/Containers												15

Sample Code: L = Liquid; S = Solid; A = Air

Relinquished by: _____ Organization: 67M
 Received by: _____ Organization: 930
 Date: 5/17/11 Time: _____

Relinquished by: _____ Organization: _____
 Received by: _____ Organization: _____
 Date: 1/1 Time: _____

Seal Intact? Yes No N/A
 Seal Intact? Yes No N/A

Special Instructions/Remarks: REFER TO COURT RECORD

Delivery Method: In Person Common Carrier Lab Courier Other



Laboratory Task Order No. _____

CHAIN-OF-CUSTODY RECORD

Page _____ of _____

Project Number NY D008 132 006
 Project Location BETHPAGE NY
 Laboratory ECOTEST
 Sampler(s)/Affiliation G. WILSON

SAMPLE BOTTLE / CONTAINER DESCRIPTION	
202 TRK	
8260 TRK EST	
202 TRK	
TRP 8160 K-K	
802 TRK	
TPHK 8 RCR	
8270 STMS	

SAMPLE IDENTITY	Code	Date/Time Sampled	Lab ID	TOTAL
S1-D-262	S	4-29-97		3
S1-D-2 (2-4)				3
S1-D-3 (0-2)				3
S1-D-3 (7-4)				3
S1-D-1 (0-2)				3
S1-D-4 (2-4)				3
8260		5 DAY		
TPH		2 DAY		
TPH 2D		2 DAY (See instructions after 1 part t/d)		
SUBC (8270)		3 DAY		
8 RCR		MIT CALL R EXT PERSON (10 DAY)?		

Sample Code: L = Liquid; S = Solid; A = Air
 Total No. of Bottles/Containers: 18

Relinquished by: [Signature] Organization: 6714
 Received by: [Signature] Organization: [Signature]
 Date: 1/30/97 Time: 8:00

Relinquished by: _____ Organization: _____
 Received by: _____ Organization: _____
 Date: 1 / 1 / Time

Special Instructions/Remarks:
X THIS IS A CONTAINER FOR THE SAMPLE TO BE SENT TO RALPH WILSON FOR ANALYSIS (2001-270)

Delivery Method: In Person Common Carrier Lab Courier Other _____
 SPECIFY _____ SPECIFY _____
 G&M Form 09 190 Southprint 90-0136

APPENDIX B

LABORATORY DATA

377 SHEFFIELD AVE. • N. BABYLON, N.Y. 11703 • (516) 422-5777 • FAX (516) 422-5770

LAB NO. C971043/9

03/25/97

Geraghty & Miller, Incorporated
88 Duryea Road
Melville, NY 11747

ATTN: Robert Porsche

SOURCE OF SAMPLE: Bethpage, NY 0008117.002
COLLECTED BY: Client DATE COL'D: 03/12/97 RECEIVED: 03/12/97

SAMPLE: Soil sample, T1-7

ANALYTICAL PARAMETERS

Chloromethane	ug/Kg	<1
Vinyl Chloride	ug/Kg	<1
Bromomethane	ug/Kg	<1
Chloroethane	ug/Kg	<1
Trichlorofluomethane	ug/Kg	<1
1,1 Dichloroethene	ug/Kg	<1
Methylene Chloride	ug/Kg	<1
t-1,2-Dichloroethene	ug/Kg	<1
1,1 Dichloroethane	ug/Kg	<1
Chloroform	ug/Kg	<1
111 Trichloroethane	ug/Kg	<1
Carbon Tetrachloride	ug/Kg	<1
Benzene	ug/Kg	<1
1,2 Dichloroethane	ug/Kg	<1
Trichloroethene	ug/Kg	<1
1,2 Dichloropropane	ug/Kg	<1
Bromodichloromethane	ug/Kg	<1
2chloroethvinylether	ug/Kg	<1
t-1,3Dichloropropene	ug/Kg	<1
Toluene	ug/Kg	<1
c-1,3Dichloropropene	ug/Kg	<1
112 Trichloroethane	ug/Kg	<1
Tetrachloroethene	ug/Kg	<1
Chlorodibromomethane	ug/Kg	<1
Chlorobenzene	ug/Kg	<1

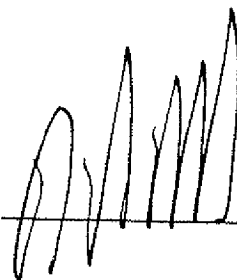
ANALYTICAL PARAMETERS

Ethyl Benzene	ug/Kg	<1
m + p Xylene	ug/Kg	<2.1
o Xylene	ug/Kg	<1
Bromoform	ug/Kg	<1
1122Tetrachloroethan	ug/Kg	<1
1,2 Dichlorobenzene	ug/Kg	<1
1,3 Dichlorobenzene	ug/Kg	<1
1,4 Dichlorobenzene	ug/Kg	<1
Isopropylbenzene	ug/Kg	<1
n-Propylbenzene	ug/Kg	<1
p-Isopropyltoluene	ug/Kg	<1
124-Trimethylbenzene	ug/Kg	<1
135-Trimethylbenzene	ug/Kg	<1
n-Butylbenzene	ug/Kg	<1
sec-Butylbenzene	ug/Kg	<1
Naphthalene	ug/Kg	<1
ter. ButylMethylEther	ug/Kg	<1
% Solids		96
tert-Butylbenzene	ug/Kg	<1

cc:

REMARKS: Analysis was performed by GC/MS, EPA Method 8260.
Results reported on a dry weight basis.
Corrected Report.

DIRECTOR



ECOTEST LABORATORIES, INC.

ENVIRONMENTAL TESTING

377 SHEFFIELD AVE. • N. BABYLON, N.Y. 11703 • (516) 422-5777 • FAX (516) 422-5770

LAB NO. C971043/9

03/25/97

Geraghty & Miller, Incorporated
88 Duryea Road
Melville, NY 11747
ATTN: Robert Porsche

SOURCE OF SAMPLE: Bethpage, NY 0008117.002
COLLECTED BY: Client DATE COL'D: 03/12/97 RECEIVED: 03/12/97

SAMPLE: Soil sample, T1-7

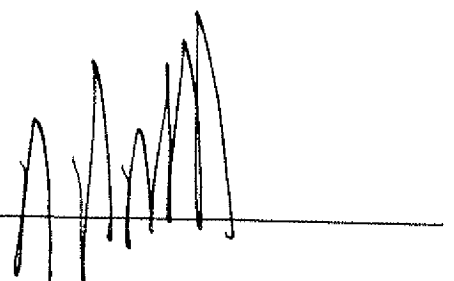
ANALYTICAL PARAMETERS
Petrol. Hydrocarbons mg/Kg 14

ANALYTICAL PARAMETERS

cc:

REMARKS: Results reported on a dry weight basis.
Corrected Report.

DIRECTOR



rn= 6392

NYSDOH ID# 10320

377 SHEFFIELD AVE. • N. BABYLON, N.Y. 11703 • (516) 422-5777 • FAX (516) 422-5770

LAB NO. C971043/9

03/25/97

Geraghty & Miller, Incorporated
88 Duryea Road
Melville, NY 11747
ATTN: Robert Porsche

SOURCE OF SAMPLE: Bethpage, NY 0008117.002
COLLECTED BY: Client DATE COL'D: 03/12/97 RECEIVED: 03/12/97

SAMPLE: Soil sample, T1-7

ANALYTICAL PARAMETERS

Arsenic as As	mg/Kg	1.3
Barium as Ba	mg/Kg	7.8
Cadmium as Cd	mg/Kg	<0.10
Chromium as Cr	mg/Kg	5.9
Lead as Pb	mg/Kg	2.3
Mercury as Hg	mg/Kg	0.011
Selenium as Se	mg/Kg	<0.42
Silver as Ag	mg/Kg	<0.10

ANALYTICAL PARAMETERS

cc:

REMARKS: Results reported on a dry weight basis.
Corrected Report.

DIRECTOR 

377 SHEFFIELD AVE. • N. BABYLON, N.Y. 11703 • (516) 422-5777 • FAX (516) 422-5770

LAB NO. C971043/9

03/25/97

Geraghty & Miller, Incorporated
88 Duryea Road
Melville, NY 11747

ATTN: Robert Porsche

SOURCE OF SAMPLE: Bethpage, NY 0008117.002
COLLECTED BY: Client DATE COL'D: 03/12/97 RECEIVED: 03/12/97

SAMPLE: Soil sample, T1-7

ANALYTICAL PARAMETERS


Diesel	ug/Kg	<210
#2 Fuel Oil	ug/Kg	<210
#4 Fuel Oil	ug/Kg	<210
#6 Fuel Oil	ug/Kg	<210
Lubricating Oil	ug/Kg	<210
Mineral Spirits	ug/Kg	<210
JP4	ug/Kg	<210
JP5	ug/Kg	<210
Jet A	ug/Kg	<210
Kerosene	ug/Kg	<210

ANALYTICAL PARAMETERS

cc:

REMARKS: Analyses performed by Modified 8015 Method.
Diesel Range Organics.
Results reported on a dry weight basis.
Corrected Report.

DIRECTOR _____



377 SHEFFIELD AVE. • N. BABYLON, N.Y. 11703 • (516) 422-5777 • FAX (516) 422-5770

LAB NO. C971043/10

03/25/97

Geraghty & Miller, Incorporated
88 Duryea Road
Melville, NY 11747

ATTN: Robert Porsche

SOURCE OF SAMPLE: Bethpage, NY 0008117.002
COLLECTED BY: Client DATE COL'D: 03/12/97 RECEIVED: 03/12/97

SAMPLE: Soil sample, T1-8

ANALYTICAL PARAMETERS

Chloromethane	ug/Kg	<1.1
Vinyl Chloride	ug/Kg	<1.1
Bromomethane	ug/Kg	<1.1
Chloroethane	ug/Kg	<1.1
Trichlorofluomethane	ug/Kg	<1.1
1,1 Dichloroethene	ug/Kg	<1.1
Methylene Chloride	ug/Kg	<1.1
t-1,2-Dichloroethene	ug/Kg	<1.1
1,1 Dichloroethane	ug/Kg	<1.1
Chloroform	ug/Kg	<1.1
111 Trichloroethane	ug/Kg	<1.1
Carbon Tetrachloride	ug/Kg	<1.1
Benzene	ug/Kg	<1.1
1,2 Dichloroethane	ug/Kg	<1.1
Trichloroethene	ug/Kg	<1.1
1,2 Dichloropropane	ug/Kg	<1.1
Bromodichloromethane	ug/Kg	<1.1
2chloroethvinylether	ug/Kg	<1.1
t-1,3Dichloropropene	ug/Kg	<1.1
Toluene	ug/Kg	<1.1
c-1,3Dichloropropene	ug/Kg	<1.1
112 Trichloroethane	ug/Kg	<1.1
Tetrachloroethene	ug/Kg	<1.1
Chlorodibromomethane	ug/Kg	<1.1
Chlorobenzene	ug/Kg	<1.1

ANALYTICAL PARAMETERS

Ethyl Benzene	ug/Kg	<1.1
m + p Xylene	ug/Kg	<2.2
o Xylene	ug/Kg	<1.1
Bromoform	ug/Kg	<1.1
1122Tetrachloroethan	ug/Kg	<1.1
1,2 Dichlorobenzene	ug/Kg	<1.1
1,3 Dichlorobenzene	ug/Kg	<1.1
1,4 Dichlorobenzene	ug/Kg	<1.1
Isopropylbenzene	ug/Kg	<1.1
n-Propylbenzene	ug/Kg	<1.1
p-Isopropyltoluene	ug/Kg	<1.1
124-Trimethylbenzene	ug/Kg	<1.1
135-Trimethylbenzene	ug/Kg	<1.1
n-Butylbenzene	ug/Kg	<1.1
sec-Butylbenzene	ug/Kg	<1.1
Naphthalene	ug/Kg	<1.1
ter. ButylMethylEther	ug/Kg	<1.1
% Solids		89
tert-Butylbenzene	ug/Kg	<1.1

cc:

REMARKS: Analysis was performed by GC/MS, EPA Method 8260.
Results reported on a dry weight basis.
Corrected Report.DIRECTOR 

rn= 6394

NYSDOH ID# 10320

377 SHEFFIELD AVE. • N. BABYLON, N.Y. 11703 • (516) 422-5777 • FAX (516) 422-5770

LAB NO. C971043/10

03/25/97

Geraghty & Miller, Incorporated
88 Duryea Road
Melville, NY 11747
ATTN: Robert Porsche

SOURCE OF SAMPLE: Bethpage, NY 0008117.002
COLLECTED BY: Client DATE COL'D: 03/12/97 RECEIVED: 03/12/97

SAMPLE: Soil sample, T1-8


ANALYTICAL PARAMETERS
Petrol. Hydrocarbons mg/Kg <11

ANALYTICAL PARAMETERS

cc:

REMARKS: Results reported on a dry weight basis.
Corrected Report.

DIRECTOR



rn=

6395

NYSDOH ID# 10320

377 SHEFFIELD AVE. • N. BABYLON, N.Y. 11703 • (516) 422-5777 • FAX (516) 422-5770

LAB NO. C971043/10

03/25/97

Geraghty & Miller, Incorporated
88 Duryea Road
Melville, NY 11747

ATTN: Robert Porsche

SOURCE OF SAMPLE: Bethpage, NY 0008117.002
COLLECTED BY: Client DATE COL'D: 03/12/97 RECEIVED: 03/12/97

SAMPLE: Soil sample, T1-8

ANALYTICAL PARAMETERS

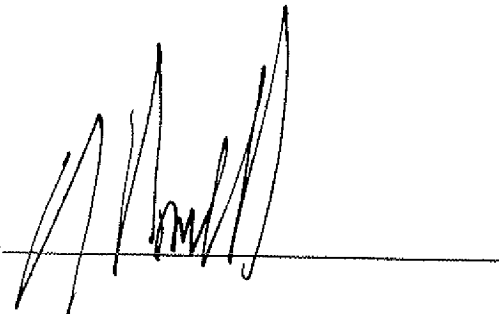
Arsenic as As	mg/Kg	1.9
Barium as Ba	mg/Kg	16
Cadmium as Cd	mg/Kg	<0.11
Chromium as Cr	mg/Kg	8.9
Lead as Pb	mg/Kg	5.7
Mercury as Hg	mg/Kg	0.036
Selenium as Se	mg/Kg	<0.45
Silver as Ag	mg/Kg	<0.11

ANALYTICAL PARAMETERS

cc:

REMARKS: Results reported on a dry weight basis.
Corrected Report.

DIRECTOR



377 SHEFFIELD AVE. • N. BABYLON, N.Y. 11703 • (516) 422-5777 • FAX (516) 422-5770

LAB NO. C971043/11

03/25/97

Geraghty & Miller, Incorporated
88 Duryea Road
Melville, NY 11747

ATTN: Robert Porsche

SOURCE OF SAMPLE: Bethpage, NY 0008117.002
COLLECTED BY: Client DATE COL'D: 03/12/97 RECEIVED: 03/12/97

SAMPLE: Soil sample, T1-10

ANALYTICAL PARAMETERS

Chloromethane	ug/Kg	<1.1
Vinyl Chloride	ug/Kg	<1.1
Bromomethane	ug/Kg	<1.1
Chloroethane	ug/Kg	<1.1
Trichlorofluomethane	ug/Kg	<1.1
1,1 Dichloroethene	ug/Kg	<1.1
Methylene Chloride	ug/Kg	2.2
t-1,2-Dichloroethene	ug/Kg	<1.1
1,1 Dichloroethane	ug/Kg	<1.1
Chloroform	ug/Kg	<1.1
111 Trichloroethane	ug/Kg	<1.1
Carbon Tetrachloride	ug/Kg	<1.1
Benzene	ug/Kg	<1.1
1,2 Dichloroethane	ug/Kg	<1.1
Trichloroethene	ug/Kg	<1.1
1,2 Dichloropropane	ug/Kg	<1.1
Bromodichloromethane	ug/Kg	<1.1
2chloroethvinylether	ug/Kg	<1.1
t-1,3Dichloropropene	ug/Kg	<1.1
Toluene	ug/Kg	<1.1
c-1,3Dichloropropene	ug/Kg	<1.1
112 Trichloroethane	ug/Kg	<1.1
Tetrachloroethene	ug/Kg	<1.1
Chlorodibromomethane	ug/Kg	<1.1
Chlorobenzene	ug/Kg	<1.1


ANALYTICAL PARAMETERS

Ethyl Benzene	ug/Kg	<1.1
m + p Xylene	ug/Kg	<2.2
o Xylene	ug/Kg	<1.1
Bromoform	ug/Kg	<1.1
1122Tetrachloroethan	ug/Kg	<1.1
1,2 Dichlorobenzene	ug/Kg	<1.1
1,3 Dichlorobenzene	ug/Kg	<1.1
1,4 Dichlorobenzene	ug/Kg	<1.1
Isopropylbenzene	ug/Kg	<1.1
n-Propylbenzene	ug/Kg	<1.1
p-Isopropyltoluene	ug/Kg	<1.1
124-Trimethylbenzene	ug/Kg	<1.1
135-Trimethylbenzene	ug/Kg	<1.1
n-Butylbenzene	ug/Kg	<1.1
sec-Butylbenzene	ug/Kg	<1.1
Naphthalene	ug/Kg	<1.1
ter. ButylMethylEther	ug/Kg	<1.1
% Solids		93
tert-Butylbenzene	ug/Kg	<1.1

cc:

REMARKS: Analysis was performed by GC/MS, EPA Method 8260.
Results reported on a dry weight basis.
Corrected Report.

DIRECTOR



377 SHEFFIELD AVE. • N. BABYLON, N.Y. 11703 • (516) 422-5777 • FAX (516) 422-5770

LAB NO. C971043/11

03/25/97

Geraghty & Miller, Incorporated
88 Duryea Road
Melville, NY 11747

ATTN: Robert Porsche

SOURCE OF SAMPLE: Bethpage, NY 0008117.002

COLLECTED BY: Client DATE COL'D: 03/12/97 RECEIVED: 03/12/97

SAMPLE: Soil sample, T1-10

ANALYTICAL PARAMETERS


Petrol. Hydrocarbons mg/Kg 12

ANALYTICAL PARAMETERS

cc:

REMARKS: Results reported on a dry weight basis.
Corrected Report.

DIRECTOR



rn= 6399

NYSDOH ID# 10320

377 SHEFFIELD AVE. • N. BABYLON, N.Y. 11703 • (516) 422-5777 • FAX (516) 422-5770

LAB NO. C971043/11

03/25/97

Geraghty & Miller, Incorporated
88 Duryea Road
Melville, NY 11747

ATTN: Robert Porsche

SOURCE OF SAMPLE: Bethpage, NY 0008117.002

COLLECTED BY: Client DATE COL'D: 03/12/97 RECEIVED: 03/12/97

SAMPLE: Soil sample, T1-10

ANALYTICAL PARAMETERS


ANALYTICAL PARAMETERS

Arsenic as As	mg/Kg	1.7
Barium as Ba	mg/Kg	9.2
Cadmium as Cd	mg/Kg	<0.11
Chromium as Cr	mg/Kg	5.5
Lead as Pb	mg/Kg	6.1
Mercury as Hg	mg/Kg	0.041
Selenium as Se	mg/Kg	<0.43
Silver as Ag	mg/Kg	<0.11

cc:

REMARKS: Results reported on a dry weight basis.
Corrected Report.

DIRECTOR



377 SHEFFIELD AVE. • N. BABYLON, N.Y. 11703 • (516) 422-5777 • FAX (516) 422-5770

LAB NO. C971043/11

03/25/97

Geraghty & Miller, Incorporated
88 Duryea Road
Melville, NY 11747
ATTN: Robert Porsche

SOURCE OF SAMPLE: Bethpage, NY 0008117.002
COLLECTED BY: Client DATE COL'D: 03/12/97 RECEIVED: 03/12/97

SAMPLE: Soil sample, T1-10

ANALYTICAL PARAMETERS

ANALYTICAL PARAMETERS

2,4-D	ug/Kg	<11
Dalapon	ug/Kg	<110
Dicamba	ug/Kg	<86
Dinoseb	ug/Kg	<22
Pentachlorophenol	ug/Kg	<4.3
Pichloram	ug/Kg	<11
2,4,5-TP	ug/Kg	<5.4

cc:

REMARKS: Results reported on a dry weight basis.
Corrected Report.

DIRECTOR _____



rn= 6401

NYSDOH ID# 10320

377 SHEFFIELD AVE. • N. BABYLON, N.Y. 11703 • (516) 422-5777 • FAX (516) 422-5770

LAB NO. C971043/11

03/25/97

Geraghty & Miller, Incorporated
88 Duryea Road
Melville, NY 11747

ATTN: Robert Porsche

SOURCE OF SAMPLE: Bethpage, NY 0008117.002
COLLECTED BY: Client DATE COL'D: 03/12/97 RECEIVED: 03/12/97

SAMPLE: Soil sample, T1-10

ANALYTICAL PARAMETERS

Diesel	ug/Kg	<220
#2 Fuel Oil	ug/Kg	<220
#4 Fuel Oil	ug/Kg	<220
#6 Fuel Oil	ug/Kg	<220
Lubricating Oil	ug/Kg	<220
Mineral Spirits	ug/Kg	<220
JP4	ug/Kg	<220
JP5	ug/Kg	<220
Jet A	ug/Kg	<220
Kerosene	ug/Kg	<220

ANALYTICAL PARAMETERS

cc:

REMARKS: Analyses performed by Modified 8015 Method.
Diesel Range Organics.
Results reported on a dry weight basis.
Corrected Report.

DIRECTOR 

377 SHEFFIELD AVE. • N. BABYLON, N.Y. 11703 • (516) 422-5777 • FAX (516) 422-5770

LAB NO. C971043/12

03/25/97

Geraghty & Miller, Incorporated
88 Duryea Road
Melville, NY 11747

ATTN: Robert Porsche

SOURCE OF SAMPLE: Bethpage, NY 0008117.002

COLLECTED BY: Client DATE COL'D: 03/12/97 RECEIVED: 03/12/97

SAMPLE: Soil sample, T1-16


ANALYTICAL PARAMETERS

Chloromethane	ug/Kg	<1.1
Vinyl Chloride	ug/Kg	<1.1
Bromomethane	ug/Kg	<1.1
Chloroethane	ug/Kg	<1.1
Trichlorofluomethane	ug/Kg	<1.1
1,1 Dichloroethene	ug/Kg	<1.1
Methylene Chloride	ug/Kg	<1.1
t-1,2-Dichloroethene	ug/Kg	<1.1
1,1 Dichloroethane	ug/Kg	<1.1
Chloroform	ug/Kg	<1.1
111 Trichloroethane	ug/Kg	<1.1
Carbon Tetrachloride	ug/Kg	<1.1
Benzene	ug/Kg	<1.1
1,2 Dichloroethane	ug/Kg	<1.1
Trichloroethene	ug/Kg	<1.1
1,2 Dichloropropane	ug/Kg	<1.1
Bromodichloromethane	ug/Kg	<1.1
2chloroethvinylether	ug/Kg	<1.1
t-1,3Dichloropropene	ug/Kg	<1.1
Toluene	ug/Kg	<1.1
c-1,3Dichloropropene	ug/Kg	<1.1
112 Trichloroethane	ug/Kg	<1.1
Tetrachloroethene	ug/Kg	<1.1
Chlorodibromomethane	ug/Kg	<1.1
Chlorobenzene	ug/Kg	<1.1

ANALYTICAL PARAMETERS

Ethyl Benzene	ug/Kg	<1.1
m + p Xylene	ug/Kg	<2.3
o Xylene	ug/Kg	<1.1
Bromoform	ug/Kg	<1.1
1122Tetrachloroethan	ug/Kg	<1.1
1,2 Dichlorobenzene	ug/Kg	<1.1
1,3 Dichlorobenzene	ug/Kg	<1.1
1,4 Dichlorobenzene	ug/Kg	<1.1
Isopropylbenzene	ug/Kg	<1.1
n-Propylbenzene	ug/Kg	<1.1
p-Isopropyltoluene	ug/Kg	<1.1
124-Trimethylbenzene	ug/Kg	<1.1
135-Trimethylbenzene	ug/Kg	<1.1
n-Butylbenzene	ug/Kg	<1.1
sec-Butylbenzene	ug/Kg	<1.1
Naphthalene	ug/Kg	<1.1
ter. ButylMethylEther	ug/Kg	<1.1
% Solids		87
tert-Butylbenzene	ug/Kg	<1.1

cc:

REMARKS: Analysis was performed by GC/MS, EPA Method 8260.
Results reported on a dry weight basis.
Corrected Report.DIRECTOR 

rn=

6402

NYSDOH ID# 10320

377 SHEFFIELD AVE. • N. BABYLON, N.Y. 11703 • (516) 422-5777 • FAX (516) 422-5770

LAB NO. C971043/12

03/25/97

Geraghty & Miller, Incorporated
88 Duryea Road
Melville, NY 11747
ATTN: Robert Porsche

SOURCE OF SAMPLE: Bethpage, NY 0008117.002
COLLECTED BY: Client DATE COL'D: 03/12/97 RECEIVED: 03/12/97

SAMPLE: Soil sample, T1-16

ANALYTICAL PARAMETERS
Petrol. Hydrocarbons mg/Kg 13

ANALYTICAL PARAMETERS

cc:

REMARKS: Results reported on a dry weight basis.
Corrected Report.

DIRECTOR 

377 SHEFFIELD AVE. • N. BABYLON, N.Y. 11703 • (516) 422-5777 • FAX (516) 422-5770

LAB NO. C971043/12

03/25/97

Geraghty & Miller, Incorporated
88 Duryea Road
Melville, NY 11747
ATTN: Robert Porsche

SOURCE OF SAMPLE: Bethpage, NY 0008117.002
COLLECTED BY: Client DATE COL'D: 03/12/97 RECEIVED: 03/12/97

SAMPLE: Soil sample, T1-16

ANALYTICAL PARAMETERS

Arsenic as As	mg/Kg	2.1
Barium as Ba	mg/Kg	15
Cadmium as Cd	mg/Kg	<0.11
Chromium as Cr	mg/Kg	7.4
Lead as Pb	mg/Kg	4.1
Mercury as Hg	mg/Kg	0.082
Selenium as Se	mg/Kg	<0.46
Silver as Ag	mg/Kg	<0.11

ANALYTICAL PARAMETERS

cc:

REMARKS: Results reported on a dry weight basis.
Corrected Report.

DIRECTOR 

377 SHEFFIELD AVE. • N. BABYLON, N.Y. 11703 • (516) 422-5777 • FAX (516) 422-5770

LAB NO. C971043/12

03/25/97

Geraghty & Miller, Incorporated
88 Duryea Road
Melville, NY 11747

ATTN: Robert Porsche

SOURCE OF SAMPLE: Bethpage, NY 0008117.002

COLLECTED BY: Client DATE COL'D: 03/12/97 RECEIVED: 03/12/97

SAMPLE: Soil sample, T1-16

ANALYTICAL PARAMETERS

Diesel	ug/Kg	<230
#2 Fuel Oil	ug/Kg	<230
#4 Fuel Oil	ug/Kg	<230
#6 Fuel Oil	ug/Kg	<230
Lubricating Oil	ug/Kg	<230
Mineral Spirits	ug/Kg	<230
JP4	ug/Kg	<230
JP5	ug/Kg	<230
Jet A	ug/Kg	<230
Kerosene	ug/Kg	<230

ANALYTICAL PARAMETERS

cc:

REMARKS: Analyses performed by Modified 8015 Method.
Diesel Range Organics.
Results reported on a dry weight basis.
Corrected Report.

DIRECTOR



rn# 6966

NYSDOH ID# 10320

377 SHEFFIELD AVE. • N. BABYLON, N.Y. 11703 • (516) 422-5777 • FAX (516) 422-5770

LAB NO.C971043/15

03/25/97

Geraghty & Miller, Incorporated
88 Duryea Road
Melville, NY 11747
ATTN: Robert Porsche

SOURCE OF SAMPLE: Bethpage, NY 0008117.002
COLLECTED BY: Client DATE COL'D:03/12/97 RECEIVED:03/12/97

SAMPLE: Water sample, FB3i297

ANALYTICAL PARAMETERS

Chloromethane	ug/L	<1
Vinyl Chloride	ug/L	<1
Bromomethane	ug/L	<1
Chloroethane	ug/L	<1
Trichlorofluomethane	ug/L	<1
1,1 Dichloroethene	ug/L	<1
Methylene Chloride	ug/L	<1
t-1,2-Dichloroethene	ug/L	<1
1,1 Dichloroethane	ug/L	<1
Chloroform	ug/L	3
111 Trichloroethane	ug/L	<1
Carbon Tetrachloride	ug/L	<1
Benzene	ug/L	<1
1,2 Dichloroethane	ug/L	<1
Trichloroethene	ug/L	<1
1,2 Dichloropropane	ug/L	<1
Bromodichloromethane	ug/L	<1
2chloroethvinylether	ug/L	<1
t-1,3Dichloropropene	ug/L	<1
Toluene	ug/L	<1
c-1,3Dichloropropene	ug/L	<1
112 Trichloroethane	ug/L	<1
Tetrachloroethene	ug/L	<1
Chlorodibromomethane	ug/L	<1
Chlorobenzene	ug/L	<1


ANALYTICAL PARAMETERS

Ethyl Benzene	ug/L	<1
m + p Xylene	ug/L	<2
o Xylene	ug/L	<1
Bromoform	ug/L	<1
1122Tetrachloroethan	ug/L	<1
1,2 Dichlorobenzene	ug/L	<1
1,3 Dichlorobenzene	ug/L	<1
1,4 Dichlorobenzene	ug/L	<1
Isopropylbenzene	ug/L	<1
n-Propylbenzene	ug/L	<1
p-Isopropyltoluene	ug/L	<1
124-Trimethylbenzene	ug/L	<1
135-Trimethylbenzene	ug/L	<1
n-Butylbenzene	ug/L	<1
sec-Butylbenzene	ug/L	<1
Naphthalene	ug/L	<1
ter. ButylMethylEther	ug/L	<1
tert-Butylbenzene	ug/L	<1

cc:

REMARKS: Analysis was performed by GC/MS, EPA Method 8260.

DIRECTOR _____



377 SHEFFIELD AVE. • N. BABYLON, N.Y. 11703 • (516) 422-5777 • FAX (516) 422-5770

LAB NO. C971043/15

03/25/97

Geraghty & Miller, Incorporated
88 Duryea Road
Melville, NY 11747
ATTN: Robert Porsche

SOURCE OF SAMPLE: Bethpage, NY 0008117.002
COLLECTED BY: Client DATE COL'D: 03/12/97 RECEIVED: 03/12/97

SAMPLE: Water sample, FB31297

ANALYTICAL PARAMETERS
Petrol. Hydrocarbons mg/L <0.4

ANALYTICAL PARAMETERS

cc:

REMARKS:

DIRECTOR _____



rn= 6412

NYSDOH ID# 10320

377 SHEFFIELD AVE. • N. BABYLON, N.Y. 11703 • (516) 422-5777 • FAX (516) 422-5770

LAB NO. C971043/15

03/25/97

Geraghty & Miller, Incorporated
88 Duryea Road
Melville, NY 11747
ATTN: Robert Porsche

SOURCE OF SAMPLE: Bethpage, NY 0008117.002
COLLECTED BY: Client DATE COL'D: 03/12/97 RECEIVED: 03/12/97

SAMPLE: Water sample, FB31297

ANALYTICAL PARAMETERS


Arsenic as As	mg/L	<0.002
Barium as Ba	mg/L	<0.05
Cadmium as Cd	mg/L	<0.01
Chromium as Cr	mg/L	<0.02
Lead as Pb	mg/L	<0.10
Mercury as Hg	mg/L	<0.00025
Selenium as Se	mg/L	<0.002
Silver as Ag	mg/L	<0.01

ANALYTICAL PARAMETERS

cc:

REMARKS:

DIRECTOR



rn= 6413

NYSDOH ID# 10320

377 SHEFFIELD AVE. • N. BABYLON, N.Y. 11703 • (516) 422-5777 • FAX (516) 422-5770

LAB NO. C971043/15

03/25/97

Geraghty & Miller, Incorporated
88 Duryea Road
Melville, NY 11747
ATTN: Robert Porsche

SOURCE OF SAMPLE: Bethpage, NY 0008117.002
COLLECTED BY: Client DATE COL'D: 03/12/97 RECEIVED: 03/12/97

SAMPLE: Water sample, FB31297

ANALYTICAL PARAMETERS

2,4-D	ug/L	<0.1
Dalapon	ug/L	2.4
Dicamba	ug/L	<0.8
Dinoseb	ug/L	<0.2
Pentachlorophenol	ug/L	<0.04
Picloram	ug/L	<0.1
2,4,5-TP	ug/L	<0.05

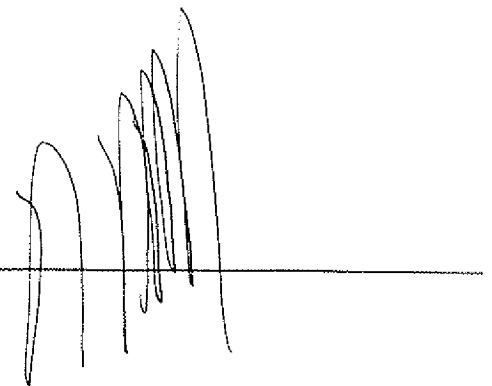
ANALYTICAL PARAMETERS

Aroclor 1016	ug/L	<1
Aroclor 1221	ug/L	<1
Aroclor 1232	ug/L	<1
Aroclor 1242	ug/L	<1
Aroclor 1248	ug/L	<1
Aroclor 1254	ug/L	<1
Aroclor 1260	ug/L	<1

cc:

REMARKS:

DIRECTOR



rn= 6414

NYSDOH ID# 10320

377 SHEFFIELD AVE. • N. BABYLON, N.Y. 11703 • (516) 422-5777 • FAX (516) 422-5770

LAB NO. C971043/12

03/25/97

Geraghty & Miller, Incorporated
88 Duryea Road
Melville, NY 11747
ATTN: Robert Porsche

SOURCE OF SAMPLE: Bethpage, NY 0008117.002
COLLECTED BY: Client DATE COL'D: 03/12/97 RECEIVED: 03/12/97

SAMPLE: Soil sample, T1-16

ANALYTICAL PARAMETERS

2,4-D	ug/Kg	<11
Dalapon	ug/Kg	<110
Dicamba	ug/Kg	<92
Dinoseb	ug/Kg	<23
Pentachlorophenol	ug/Kg	<4.6
Pichloram	ug/Kg	<11
2,4,5-TP	ug/Kg	<5.7


ANALYTICAL PARAMETERS

Aroclor 1016	ug/Kg	<46
Aroclor 1221	ug/Kg	<46
Aroclor 1232	ug/Kg	<46
Aroclor 1242	ug/Kg	<46
Aroclor 1248	ug/Kg	<46
Aroclor 1254	ug/Kg	<46
Aroclor 1260	ug/Kg	<46

cc:

REMARKS: Results reported on a dry weight basis.
Corrected Report.

DIRECTOR



rn= 6397

NYSDOH ID# 10320

377 SHEFFIELD AVE. • N. BABYLON, N.Y. 11703 • (516) 422-5777 • FAX (516) 422-5770

LAB NO. C971101/7

03/28/97

Geraghty & Miller, Incorporated
88 Duryea Road
Melville, NY 11747
ATTN: Robert Porsche

SOURCE OF SAMPLE: Bethpage, NY 0008115.002
COLLECTED BY: Client DATE COL'D: 03/14/97 RECEIVED: 03/14/97

SAMPLE: Soil sample, T1-14, (0-4)

ANALYTICAL PARAMETERS

Diesel	ug/Kg	510*
#2 Fuel Oil	ug/Kg	<220
#4 Fuel Oil	ug/Kg	<220
#6 Fuel Oil	ug/Kg	<220
Lubricating Oil	ug/Kg	2600*
Mineral Spirits	ug/Kg	<220
JP4	ug/Kg	<220
JP5	ug/Kg	<220
Jet A	ug/Kg	<220
Kerosene	ug/Kg	<220


ANALYTICAL PARAMETERS

cc:

REMARKS: Analyses performed by Modified 8015 Method, DR0.

Results reported on dry weight basis.

* GC analysis indicates sample contains products for which closest match found is a mixture of very weathered #2 Fuel Oil or very weathered Diesel Fuel Oil and Lubricating Oil. Quality of match = Good for Fuel Oil; Good for Lube Oil.

DIRECTOR 

ECOTEST LABORATORIES, INC.

ENVIRONMENTAL TESTING

377 SHEFFIELD AVE. • N. BABYLON, N.Y. 11703 • (516) 422-5777 • FAX (516) 422-5770

LAB NO. C971883/1

05/13/97

Geraghty & Miller, Incorporated
88 Duryea Road
Melville, NY 11747

ATTN: Robert Porsche

SOURCE OF SAMPLE: Bethpage, NY0008132.006
COLLECTED BY: Client DATE COL'D: 04/30/97 RECEIVED: 05/01/97

SAMPLE: Soil sample, T1-14E, 0-1
UNITS: ug/Kg

ANALYTICAL PARAMETERS


ANALYTICAL PARAMETERS

Naphthalene	<32
Acenaphthene	<32
Fluorene	<32
Phenanthrene	<32
Anthracene	<32
Fluoranthene	<32
Pyrene	<32
Benzo(a)anthracene	<32
Chrysene	<32
Benzo(b)fluoranthene	<32
Benzo(k)fluoranthene	<32
Benzo(a)pyrene	<32
Dibenzo(a,h)anthracene	<32
Indeno(1,2,3-cd)pyrene	<32
Benzo(ghi)perylene	<32
% Solids	93

cc:

REMARKS: EPA Method 8270.
Results reported on a dry weight basis.

DIRECTOR



rn# 12426

NYSDOH ID# 10320

377 SHEFFIELD AVE. • N. BABYLON, N.Y. 11703 • (516) 422-5777 • FAX (516) 422-5770

LAB NO. C971883/2

05/13/97

Geraghty & Miller, Incorporated
88 Duryea Road
Melville, NY 11747
ATTN: Robert Porsche

SOURCE OF SAMPLE: Bethpage, NY0008132.006
COLLECTED BY: Client DATE COL'D: 04/30/97 RECEIVED: 05/01/97

SAMPLE: Soil sample, T1-14E, 1-2
UNITS: ug/Kg

ANALYTICAL PARAMETERS

ANALYTICAL PARAMETERS

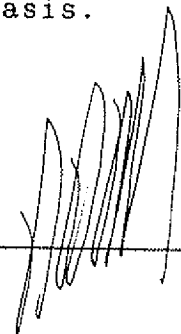
Naphthalene	<33
Acenaphthene	<33
Fluorene	<33
Phenanthrene	<33
Anthracene	<33
Fluoranthene	<33
Pyrene	<33
Benzo(a)anthracene	<33
Chrysene	<33
Benzo(b)fluoranthene	<33
Benzo(k)fluoranthene	<33
Benzo(a)pyrene	<33
Dibenzo(a,h)anthracene	<33
Indeno(1,2,3-cd)pyrene	<33
Benzo(ghi)perylene	<33

% Solids 91

cc:

REMARKS: EPA Method 8270.
Results reported on a dry weight basis.

DIRECTOR



rn= 12428

NYSDOH ID# 10320

377 SHEFFIELD AVE. • N. BABYLON, N.Y. 11703 • (516) 422-5777 • FAX (516) 422-5770

LAB NO. C971883/2

05/13/97

Geraghty & Miller, Incorporated
88 Duryea Road
Melville, NY 11747
ATTN: Robert Porsche

SOURCE OF SAMPLE: Bethpage, NY0008132.006
COLLECTED BY: Client DATE COL'D: 04/30/97 RECEIVED: 05/01/97

SAMPLE: Soil sample, T1-14E, 1-2
UNITS: ug/L*

ANALYTICAL PARAMETERS	
Naphthalene	<10
Acenaphthene	<10
Fluorene	<10
Phenanthrene	<10
Anthracene	<10
Fluoranthene	<10
Pyrene	<10
Benzo(a)anthracene	<10
Chrysene	<10
Benzo(b)fluoranthene	<10
Benzo(k)fluoranthene	<10
Benzo(a)pyrene	<10
Indeno(1,2,3-cd)pyrene	<10
Dibenzo(a,h)anthracene	<10
Benzo(ghi)perylene	<10


ANALYTICAL PARAMETERS

-
-

cc:

REMARKS: * Analysis performed on TCLP Leachate according to USEPA Method 1311.

DIRECTOR _____



377 SHEFFIELD AVE. • N. BABYLON, N.Y. 11703 • (516) 422-5777 • FAX (516) 422-5770

LAB NO. C971883/3

05/13/97

Geraghty & Miller, Incorporated
88 Duryea Road
Melville, NY 11747
ATTN: Robert Porsche

SOURCE OF SAMPLE: Bethpage, NY0008132.006
COLLECTED BY: Client DATE COL'D: 04/30/97 RECEIVED: 05/01/97

SAMPLE: Soil sample, T1-14E, 2-4
UNITS: ug/Kg

ANALYTICAL PARAMETERS

ANALYTICAL PARAMETERS


Naphthalene	<33
Acenaphthene	<33
Fluorene	<33
Phenanthrene	<33
Anthracene	<33
Fluoranthene	<33
Pyrene	<33
Benzo(a)anthracene	<33
Chrysene	<33
Benzo(b)fluoranthene	<33
Benzo(k)fluoranthene	<33
Benzo(a)pyrene	<33
Dibenzo(a,h)anthracene	<33
Indeno(1,2,3-cd)pyrene	<33
Benzo(ghi)perylene	<33

% Solids 90

cc:

REMARKS: EPA Method 8270.
Results reported on a dry weight basis.

DIRECTOR



377 SHEFFIELD AVE. • N. BABYLON, N.Y. 11703 • (516) 422-5777 • FAX (516) 422-5770

LAB NO. C971883/3

05/13/97

Geraghty & Miller, Incorporated
88 Duryea Road
Melville, NY 11747
ATTN: Robert Porsche

SOURCE OF SAMPLE: Bethpage, NY0008132.006
COLLECTED BY: Client DATE COL'D: 04/30/97 RECEIVED: 05/01/97

SAMPLE: Soil sample, T1-14E, 2-4
UNITS: ug/L*

ANALYTICAL PARAMETERS


Naphthalene	<10
Acenaphthene	<10
Fluorene	<10
Phenanthrene	<10
Anthracene	<10
Fluoranthene	<10
Pyrene	<10
Benzo(a)anthracene	<10
Chrysene	<10
Benzo(b)fluoranthene	<10
Benzo(k)fluoranthene	<10
Benzo(a)pyrene	<10
Indeno(1,2,3-cd)pyrene	<10
Dibenzo(a,h)anthracene	<10
Benzo(ghi)perylene	<10

ANALYTICAL PARAMETERS

cc:

REMARKS: * Analysis performed on TCLP Leachate according to USEPA Method 1311.

DIRECTOR



rn= 12431

NYSDOH ID# 10320

377 SHEFFIELD AVE. • N. BABYLON, N.Y. 11703 • (516) 422-5777 • FAX (516) 422-5770

LAB NO. C971883/4

05/13/97

Geraghty & Miller, Incorporated
88 Duryea Road
Melville, NY 11747
ATTN: Robert Porsche

SOURCE OF SAMPLE: Bethpage, NY0008132.006
COLLECTED BY: Client DATE COL'D: 04/30/97 RECEIVED: 05/01/97

SAMPLE: Soil sample, T1-14, 0-1
UNITS: ug/Kg

ANALYTICAL PARAMETERS


ANALYTICAL PARAMETERS

Naphthalene	<34
Acenaphthene	250
Fluorene	450
Phenanthrene	15000
Anthracene	2600
Fluoranthene	36000
Pyrene	37000
Benzo(a)anthracene	14000
Chrysene	16000
Benzo(b)fluoranthene	14500^^
Benzo(k)fluoranthene	14500^^
Benzo(a)pyrene	15000
Dibenzo(a,h)anthracene	2500
Indeno(1,2,3-cd)pyrene	6400
Benzo(ghi)perylene	6100
-	
% Solids	88

cc:

REMARKS: EPA Method 8270.
Results reported on a dry weight basis.
^^Total = 29000 ug/Kg, unable to separate isomers.

DIRECTOR



377 SHEFFIELD AVE. • N. BABYLON, N.Y. 11703 • (516) 422-5777 • FAX (516) 422-5770

LAB NO. C971883/4

05/13/97

Geraghty & Miller, Incorporated
88 Duryea Road
Melville, NY 11747
ATTN: Robert Porsche

SOURCE OF SAMPLE: Bethpage, NY0008132.006
COLLECTED BY: Client DATE COL'D: 04/30/97 RECEIVED: 05/01/97

SAMPLE: Soil sample, T1-14, 0-1
UNITS: ug/L*


ANALYTICAL PARAMETERS

Naphthalene	<10
Acenaphthene	<10
Fluorene	<10
Phenanthrene	<10
Anthracene	<10
Fluoranthene	<10
Pyrene	<10
Benzo(a)anthracene	<10
Chrysene	<10
Benzo(b)fluoranthene	<10
Benzo(k)fluoranthene	<10
Benzo(a)pyrene	<10
Indeno(1,2,3-cd)pyrene	<10
Dibenzo(a,h)anthracene	<10
Benzo(ghi)perylene	<10

ANALYTICAL PARAMETERS

cc:

REMARKS: * Analysis performed on TCLP Leachate according to USEPA Method 1311.

DIRECTOR 

rn= 12433

NYSDOH ID# 10320

377 SHEFFIELD AVE. • N. BABYLON, N.Y. 11703 • (516) 422-5777 • FAX (516) 422-5770

LAB NO. C971883/5

05/13/97

Geraghty & Miller, Incorporated
88 Duryea Road
Melville, NY 11747

ATTN: Robert Porsche

SOURCE OF SAMPLE: Bethpage, NY0008132.006
COLLECTED BY: Client DATE COL'D: 04/30/97 RECEIVED: 05/01/97

SAMPLE: Soil sample, T1-14, 1-2
UNITS: ug/Kg

ANALYTICAL PARAMETERS

Naphthalene	<34
Acenaphthene	<34
Fluorene	<34
Phenanthrene	540
Anthracene	90
Fluoranthene	1400
Pyrene	1400
Benzo(a)anthracene	550
Chrysene	620
Benzo(b)fluoranthene	600^^
Benzo(k)fluoranthene	600^^
Benzo(a)pyrene	620
Dibenzo(a,h)anthracene	100
Indeno(1,2,3-cd)pyrene	250
Benzo(ghi)perylene	240
% Solids	88

ANALYTICAL PARAMETERS

cc:

REMARKS: EPA Method 8270.
Results reported on a dry weight basis.
^^Total = 1200 ug/Kg, unable to separate isomers.

DIRECTOR _____



377 SHEFFIELD AVE. • N. BABYLON, N.Y. 11703 • (516) 422-5777 • FAX (516) 422-5770

LAB NO. C971883/5

05/13/97

Geraghty & Miller, Incorporated
88 Duryea Road
Melville, NY 11747
ATTN: Robert Porsche

SOURCE OF SAMPLE: Bethpage, NY0008132.006
COLLECTED BY: Client DATE COL'D: 04/30/97 RECEIVED: 05/01/97

SAMPLE: Soil sample, T1-14, 1-2
UNITS: ug/L*

ANALYTICAL PARAMETERS	
Naphthalene	<10
Acenaphthene	<10
Fluorene	<10
Phenanthrene	<10
Anthracene	<10
Fluoranthene	<10
Pyrene	<10
Benzo(a)anthracene	<10
Chrysene	<10
Benzo(b)fluoranthene	<10
Benzo(k)fluoranthene	<10
Benzo(a)pyrene	<10
Indeno(1,2,3-cd)pyrene	<10
Dibenzo(a,h)anthracene	<10
Benzo(ghi)perylene	<10

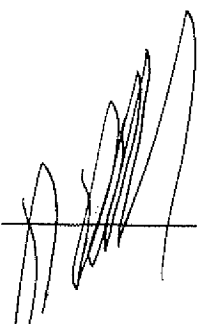
ANALYTICAL PARAMETERS

--
--

cc:

REMARKS: * Analysis performed on TCLP Leachate according to USEPA Method 1311.

DIRECTOR _____



rn= 12435

NYSDOH ID# 10320

377 SHEFFIELD AVE. • N. BABYLON, N.Y. 11703 • (516) 422-5777 • FAX (516) 422-5770

LAB NO.C971883/6

05/13/97

Geraghty & Miller, Incorporated
88 Duryea Road
Melville, NY 11747

ATTN: Robert Porsche

SOURCE OF SAMPLE: Bethpage, NY0008132.006
COLLECTED BY: Client DATE COL'D:04/30/97 RECEIVED:05/01/97

SAMPLE: Soil sample, T1-14, 2-4
UNITS: ug/Kg

ANALYTICAL PARAMETERS


ANALYTICAL PARAMETERS

Naphthalene	<33
Acenaphthene	<33
Fluorene	<33
Phenanthrene	<33
Anthracene	<33
Fluoranthene	<33
Pyrene	<33
Benzo(a)anthracene	<33
Chrysene	<33
Benzo(b)fluoranthene	<33
Benzo(k)fluoranthene	<33
Benzo(a)pyrene	<33
Dibenzo(a,h)anthracene	<33
Indeno(1,2,3-cd)pyrene	<33
Benzo(ghi)perylene	<33
-	
% Solids	90

cc:

REMARKS: EPA Method 8270.
Results reported on a dry weight basis.

DIRECTOR



377 SHEFFIELD AVE. • N. BABYLON, N.Y. 11703 • (516) 422-5777 • FAX (516) 422-5770

LAB NO.C971883/6

05/13/97

Geraghty & Miller, Incorporated
88 Duryea Road
Melville, NY 11747
ATTN: Robert Porsche

SOURCE OF SAMPLE: Bethpage, NY0008132.006
COLLECTED BY: Client DATE COL'D:04/30/97 RECEIVED:05/01/97

SAMPLE: Soil sample, T1-14, 2-4
UNITS: ug/L*

ANALYTICAL PARAMETERS

Naphthalene	<10
Acenaphthene	<10
Fluorene	<10
Phenanthrene	<10
Anthracene	<10
Fluoranthene	<10
Pyrene	<10
Benzo(a)anthracene	<10
Chrysene	<10
Benzo(b)fluoranthene	<10
Benzo(k)fluoranthene	<10
Benzo(a)pyrene	<10
Indeno(1,2,3-cd)pyrene	<10
Dibenzo(a,h)anthracene	<10
Benzo(ghi)perylene	<10

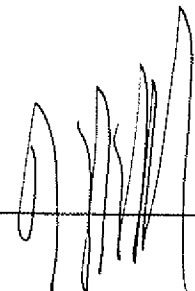
ANALYTICAL PARAMETERS

-
-

cc:

REMARKS: * Analysis performed on TCLP Leachate according to USEPA Method 1311.

DIRECTOR _____



rn= 12437

NYSDOH ID# 10320

377 SHEFFIELD AVE. • N. BABYLON, N.Y. 11703 • (516) 422-5777 • FAX (516) 422-5770

LAB NO. C971883/7

05/13/97

Geraghty & Miller, Incorporated
88 Duryea Road
Melville, NY 11747
ATTN: Robert Porsche

SOURCE OF SAMPLE: Bethpage, NY0008132.006
COLLECTED BY: Client DATE COL'D:04/30/97 RECEIVED:05/01/97

SAMPLE: Soil sample, T1-14W, 0-1
UNITS: ug/Kg

ANALYTICAL PARAMETERS

Naphthalene	<35
Acenaphthene	60
Fluorene	84
Phenanthrene	3100
Anthracene	570
Fluoranthene	9000
Pyrene	8100
Benzo(a)anthracene	2800
Chrysene	3100
Benzo(b)fluoranthene	2850^^
Benzo(k)fluoranthene	2850^^
Benzo(a)pyrene	3100
Dibenzo(a,h)anthracene	340
Indeno(1,2,3-cd)pyrene	830
Benzo(ghi)perylene	770
% Solids	85

ANALYTICAL PARAMETERS

cc:

REMARKS: EPA Method 8270.
Results reported on a dry weight basis.
^^Total = 5700 ug/Kg, unable to separate isomers.

DIRECTOR 

rn= 12438

NYSDOH ID# 10320

377 SHEFFIELD AVE. • N. BABYLON, N.Y. 11703 • (516) 422-5777 • FAX (516) 422-5770

LAB NO. C971883/7

05/13/97

Geraghty & Miller, Incorporated
88 Duryea Road
Melville, NY 11747
ATTN: Robert Porsche

SOURCE OF SAMPLE: Bethpage, NY0008132.006
COLLECTED BY: Client DATE COL'D: 04/30/97 RECEIVED: 05/01/97

SAMPLE: Soil sample, T1-14W, 0-1
UNITS: ug/L*

ANALYTICAL PARAMETERS	
Naphthalene	<10
Acenaphthene	<10
Fluorene	<10
Phenanthrene	<10
Anthracene	<10
Fluoranthene	<10
Pyrene	<10
Benzo(a)anthracene	<10
Chrysene	<10
Benzo(b)fluoranthene	<10
Benzo(k)fluoranthene	<10
Benzo(a)pyrene	<10
Indeno(1,2,3-cd)pyrene	<10
Dibenzo(a,h)anthracene	<10
Benzo(ghi)perylene	<10


ANALYTICAL PARAMETERS

-
-

cc:

REMARKS: * Analysis performed on TCLP Leachate according to USEPA Method 1311.

DIRECTOR



rn= 12439

NYSDOH ID# 10320

377 SHEFFIELD AVE. • N. BABYLON, N.Y. 11703 • (516) 422-5777 • FAX (516) 422-5770

LAB NO. C971883/8

05/13/97

Geraghty & Miller, Incorporated
88 Duryea Road
Melville, NY 11747
ATTN: Robert Porsche

SOURCE OF SAMPLE: Bethpage, NY0008132.006
COLLECTED BY: Client DATE COL'D: 04/30/97 RECEIVED: 05/01/97

SAMPLE: Soil sample, T1-14W, 1-2
UNITS: ug/L*

ANALYTICAL PARAMETERS

ANALYTICAL PARAMETERS

Naphthalene	<33
Acenaphthene	<33
Fluorene	<33
Phenanthrene	730
Anthracene	130
Fluoranthene	2000
Pyrene	2000
Benzo(a)anthracene	790
Chrysene	890
Benzo(b)fluoranthene	900^^
Benzo(k)fluoranthene	900^^
Benzo(a)pyrene	870
Dibenzo(a,h)anthracene	130
Indeno(1,2,3-cd)pyrene	310
Benzo(ghi)perylene	300
-	
% Solids	92

cc:

REMARKS: EPA Method 8270.
Results reported on a dry weight basis.
^^Total = 1800 ug/Kg, unable to separate isomers.

DIRECTOR _____



rn= 12440

NYSDOH ID# 10320

377 SHEFFIELD AVE. • N. BABYLON, N.Y. 11703 • (516) 422-5777 • FAX (516) 422-5770

LAB NO.C971883/8

05/13/97

Geraghty & Miller, Incorporated
88 Duryea Road
Melville, NY 11747
ATTN: Robert Porsche

SOURCE OF SAMPLE: Bethpage, NY0008132.006
COLLECTED BY: Client DATE COL'D:04/30/97 RECEIVED:05/01/97

SAMPLE: Soil sample, T1-14W, 1-2
UNITS: ug/L*

ANALYTICAL PARAMETERS	
Naphthalene	<10
Acenaphthene	<10
Fluorene	<10
Phenanthrene	<10
Anthracene	<10
Fluoranthene	<10
Pyrene	<10
Benzo(a)anthracene	<10
Chrysene	<10
Benzo(b)fluoranthene	<10
Benzo(k)fluoranthene	<10
Benzo(a)pyrene	<10
Indeno(1,2,3-cd)pyrene	<10
Dibenzo(a,h)anthracene	<10
Benzo(ghi)perylene	<10

ANALYTICAL PARAMETERS

-
-

cc:

REMARKS: * Analysis performed on TCLP Leachate according to USEPA Method 1311.

DIRECTOR



rn= 12441

NYSDOH ID# 10320

377 SHEFFIELD AVE. • N. BABYLON, N.Y. 11703 • (516) 422-5777 • FAX (516) 422-5770

LAB NO. C971883/9

05/13/97

Geraghty & Miller, Incorporated
88 Duryea Road
Melville, NY 11747
ATTN: Robert Porsche

SOURCE OF SAMPLE: Bethpage, NY0008132.006
COLLECTED BY: Client DATE COL'D: 04/30/97 RECEIVED: 05/01/97

SAMPLE: Soil sample, T1-14W, 2-4
UNITS: ug/Kg

ANALYTICAL PARAMETERS


ANALYTICAL PARAMETERS

Naphthalene	<32
Acenaphthene	<32
Fluorene	<32
Phenanthrene	140
Anthracene	<32
Fluoranthene	350
Pyrene	340
Benzo(a)anthracene	130
Chrysene	150
Benzo(b)fluoranthene	150^^
Benzo(k)fluoranthene	150^^
Benzo(a)pyrene	150
Dibenzo(a,h)anthracene	<32
Indeno(1,2,3-cd)pyrene	53
Benzo(ghi)perylene	51
% Solids	94

cc:

REMARKS: EPA Method 8270.
Results reported on a dry weight basis.
^^Total = 300 ug/Kg, unable to separate isomers.

DIRECTOR _____



377 SHEFFIELD AVE. • N. BABYLON, N.Y. 11703 • (516) 422-5777 • FAX (516) 422-5770

LAB NO.C971883/9

05/13/97

Geraghty & Miller, Incorporated
88 Duryea Road
Melville, NY 11747
ATTN: Robert Porsche

SOURCE OF SAMPLE: Bethpage, NY0008132.006
COLLECTED BY: Client DATE COL'D:04/30/97 RECEIVED:05/01/97

SAMPLE: Soil sample, T1-14W, 2-4
UNITS: ug/L*

ANALYTICAL PARAMETERS	
Naphthalene	<10
Acenaphthene	<10
Fluorene	<10
Phenanthrene	<10
Anthracene	<10
Fluoranthene	<10
Pyrene	<10
Benzo(a)anthracene	<10
Chrysene	<10
Benzo(b)fluoranthene	<10
Benzo(k)fluoranthene	<10
Benzo(a)pyrene	<10
Indeno(1,2,3-cd)pyrene	<10
Dibenzo(a,h)anthracene	<10
Benzo(ghi)perylene	<10


ANALYTICAL PARAMETERS

-
-

cc:

REMARKS: * Analysis performed on TCLP Leachate according to USEPA Method 1311.

DIRECTOR



rn= 12443

NYSDOH ID# 10320

377 SHEFFIELD AVE. • N. BABYLON, N.Y. 11703 • (516) 422-5777 • FAX (516) 422-5770

LAB NO. C971884/15

05/15/97

Geraghty & Miller, Incorporated
88 Duryea Road
Melville, NY 11747

ATTN: Robert Porsche

SOURCE OF SAMPLE: Bethpage, NY0008132.006
COLLECTED BY: Client DATE COL'D:04/30/97 RECEIVED:05/01/97

SAMPLE: Soil sample, T1-D-1, 0-2

ANALYTICAL PARAMETERS

ANALYTICAL PARAMETERS


Chloromethane	ug/Kg	<1
Vinyl Chloride	ug/Kg	<1
Bromomethane	ug/Kg	<1
Chloroethane	ug/Kg	<1
Trichlorofluomethane	ug/Kg	<1
1,1 Dichloroethene	ug/Kg	<1
Methylene Chloride	ug/Kg	<1
t-1,2-Dichloroethene	ug/Kg	<1
1,1 Dichloroethane	ug/Kg	<1
Chloroform	ug/Kg	<1
111 Trichloroethane	ug/Kg	<1
Carbon Tetrachloride	ug/Kg	<1
Benzene	ug/Kg	<1
1,2 Dichloroethane	ug/Kg	<1
Trichloroethene	ug/Kg	<1
1,2 Dichloropropane	ug/Kg	<1
Bromodichloromethane	ug/Kg	<1
2chloroethvinylether	ug/Kg	<1
t-1,3Dichloropropene	ug/Kg	<1
Toluene	ug/Kg	<1
c-1,3Dichloropropene	ug/Kg	<1
112 Trichloroethane	ug/Kg	<1
Tetrachloroethene	ug/Kg	<1
Chlorodibromomethane	ug/Kg	<1
Chlorobenzene	ug/Kg	<1

Ethyl Benzene	ug/Kg	<1
m + p Xylene	ug/Kg	<2
o Xylene	ug/Kg	<1
Bromoform	ug/Kg	<1
1122Tetrachloroethan	ug/Kg	<1
1,2 Dichlorobenzene	ug/Kg	<1
1,3 Dichlorobenzene	ug/Kg	<1
1,4 Dichlorobenzene	ug/Kg	<1
Isopropylbenzene	ug/Kg	<1
n-Propylbenzene	ug/Kg	<1
p-Isopropyltoluene	ug/Kg	<1
124-Trimethylbenzene	ug/Kg	<1
135-Trimethylbenzene	ug/Kg	<1
n-Butylbenzene	ug/Kg	<1
sec-Butylbenzene	ug/Kg	<1
Naphthalene	ug/Kg	<1
ter-ButylMethylEther	ug/Kg	<1

cc:

REMARKS: Analysis was performed by GC/MS, EPA Method 8260.
Results reported on a dry weight basis.

DIRECTOR



rn= 12512

NYSDOH ID# 10320

377 SHEFFIELD AVE. • N. BABYLON, N.Y. 11703 • (516) 422-5777 • FAX (516) 422-5770

LAB NO. C971884/15

05/15/97

Geraghty & Miller, Incorporated
88 Duryea Road
Melville, NY 11747

ATTN: Robert Porsche

SOURCE OF SAMPLE: Bethpage, NY0008132.006
COLLECTED BY: Client DATE COL'D: 04/30/97 RECEIVED: 05/01/97

SAMPLE: Soil sample, T1-D-1, 0-2

ANALYTICAL PARAMETERS
Petrol. Hydrocarbons mg/Kg 13
% Solids 96

ANALYTICAL PARAMETERS

cc:

REMARKS: EPA Method 418.1.
Results reported on a dry weight basis.

DIRECTOR _____



rn= 12513

NYSDOH ID# 10320

377 SHEFFIELD AVE. • N. BABYLON, N.Y. 11703 • (516) 422-5777 • FAX (516) 422-5770

LAB NO. C971884/15

05/15/97

Geraghty & Miller, Incorporated
88 Duryea Road
Melville, NY 11747
ATTN: Robert Porsche

SOURCE OF SAMPLE: Bethpage, NY0008132.006
COLLECTED BY: Client DATE COL'D: 04/30/97 RECEIVED: 05/01/97

SAMPLE: Soil sample, T1-D-1, 0-2
UNITS: ug/Kg

ANALYTICAL PARAMETERS


ANALYTICAL PARAMETERS

Naphthalene	<31
Acenaphthene	<31
Fluorene	<31
Phenanthrene	<31
Anthracene	<31
Fluoranthene	100
Pyrene	110
Benzo(a)anthracene	33
Chrysene	61
Benzo(b)fluoranthene	65^^
Benzo(k)fluoranthene	65^^
Benzo(a)pyrene	53
Dibenzo(a,h)anthracene	<31
Indeno(1,2,3-cd)pyrene	33
Benzo(ghi)perylene	33

cc:

REMARKS: EPA Method 8270.
Results reported on a dry weight basis.
^^Total = 130 ug/Kg. unable to separate isomers.

DIRECTOR _____



377 SHEFFIELD AVE. • N. BABYLON, N.Y. 11703 • (516) 422-5777 • FAX (516) 422-5770

LAB NO. C971884/15

05/15/97

Geraghty & Miller, Incorporated
88 Duryea Road
Melville, NY 11747
ATTN: Robert Porsche

SOURCE OF SAMPLE: Bethpage, NY0008132.006
COLLECTED BY: Client DATE COL'D: 04/30/97 RECEIVED: 05/01/97

SAMPLE: Soil sample, T1-D-1, 0-2

ANALYTICAL PARAMETERS

Arsenic as As	mg/Kg	9
Barium as Ba	mg/Kg	2.9
Cadmium as Cd	mg/Kg	<0.1
Chromium as Cr	mg/Kg	2.6
Lead as Pb	mg/Kg	10
Mercury as Hg	mg/Kg	0.033
Selenium as Se	mg/Kg	<0.42
Silver as Ag	mg/Kg	<0.1

ANALYTICAL PARAMETERS

cc:

REMARKS: Results reported on a dry weight basis.

DIRECTOR 

377 SHEFFIELD AVE. • N. BABYLON, N.Y. 11703 • (516) 422-5777 • FAX (516) 422-5770

LAB NO. C971884/15

05/15/97

Geraghty & Miller, Incorporated
88 Duryea Road
Melville, NY 11747
ATTN: Robert Porsche

SOURCE OF SAMPLE: Bethpage, NY0008132.006
COLLECTED BY: Client DATE COL'D: 04/30/97 RECEIVED: 05/01/97

SAMPLE: Soil sample, T1-D-1, 0-2
UNITS: ug/L*

ANALYTICAL PARAMETERS

ANALYTICAL PARAMETERS

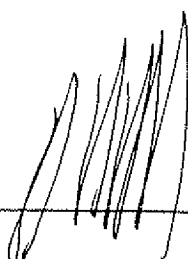
Naphthalene	<10
Acenaphthene	<10
Fluorene	<10
Phenanthrene	<10
Anthracene	<10
Fluoranthene	<10
Pyrene	<10
Benzo(a)anthracene	<10
Chrysene	<10
Benzo(b)fluoranthene	<10
Benzo(k)fluoranthene	<10
Benzo(a)pyrene	<10
Indeno(1,2,3-cd)pyrene	<10
Dibenzo(a,h)anthracene	<10
Benzo(ghi)perylene	<10

-
-

cc:

REMARKS: * Analysis performed on TCLP Leachate according to USEPA Method 1311.

DIRECTOR _____



377 SHEFFIELD AVE. • N. BABYLON, N.Y. 11703 • (516) 422-5777 • FAX (516) 422-5770

LAB NO. C971884/15

05/15/97

Geraghty & Miller, Incorporated
88 Duryea Road
Melville, NY 11747
ATTN: Robert Porsche

SOURCE OF SAMPLE: Bethpage, NY0008132.006
COLLECTED BY: Client DATE COL'D: 04/30/97 RECEIVED: 05/01/97

SAMPLE: Soil sample, T1-D-1, 0-2

ANALYTICAL PARAMETERS

Diesel	ug/Kg	<210*
#2 Fuel Oil	ug/Kg	<210*
#4 Fuel Oil	ug/Kg	<210*
#6 Fuel Oil	ug/Kg	<210*
Lubricating Oil	ug/Kg	<210*
Mineral Spirits	ug/Kg	<210*
JP4	ug/Kg	<210*
JP5	ug/Kg	<210*
Jet A	ug/Kg	<210*
Kerosene	ug/Kg	<210*


ANALYTICAL PARAMETERS

-

cc:

REMARKS: Results reported on a dry weight basis.
Analyses performed by Modified 8015 Method.
Diesel Range Organics.
*Sample contains unknown product at 9700ug/Kg (quantified as #6 Fuel Oil).

DIRECTOR _____



377 SHEFFIELD AVE. • N. BABYLON, N.Y. 11703 • (516) 422-5777 • FAX (516) 422-5770

LAB NO.C971884/16

05/15/97

Geraghty & Miller, Incorporated
88 Duryea Road
Melville, NY 11747
ATTN: Robert Porsche

SOURCE OF SAMPLE: Bethpage, NY0008132.006
COLLECTED BY: Client DATE COL'D:04/30/97 RECEIVED:05/01/97

SAMPLE: Soil sample, T1-D-1, 2-4

ANALYTICAL PARAMETERS

Chloromethane	ug/Kg	<1
Vinyl Chloride	ug/Kg	<1
Bromomethane	ug/Kg	<1
Chloroethane	ug/Kg	<1
Trichlorofluomethane	ug/Kg	<1
1,1 Dichloroethene	ug/Kg	<1
Methylene Chloride	ug/Kg	<1
t-1,2-Dichloroethene	ug/Kg	<1
1,1 Dichloroethane	ug/Kg	<1
Chloroform	ug/Kg	<1
111 Trichloroethane	ug/Kg	<1
Carbon Tetrachloride	ug/Kg	<1
Benzene	ug/Kg	<1
1,2 Dichloroethane	ug/Kg	<1
Trichloroethene	ug/Kg	<1
1,2 Dichloropropane	ug/Kg	<1
Bromodichloromethane	ug/Kg	<1
2chloroethvinylether	ug/Kg	<1
t-1,3Dichloropropene	ug/Kg	<1
Toluene	ug/Kg	<1
c-1,3Dichloropropene	ug/Kg	<1
112 Trichloroethane	ug/Kg	<1
Tetrachloroethene	ug/Kg	<1
Chlorodibromomethane	ug/Kg	<1
Chlorobenzene	ug/Kg	<1

ANALYTICAL PARAMETERS

Ethyl Benzene	ug/Kg	<1
m + p Xylene	ug/Kg	<2
o Xylene	ug/Kg	<1
Bromoform	ug/Kg	<1
1122Tetrachloroethan	ug/Kg	<1
1,2 Dichlorobenzene	ug/Kg	<1
1,3 Dichlorobenzene	ug/Kg	<1
1,4 Dichlorobenzene	ug/Kg	<1
Isopropylbenzene	ug/Kg	<1
n-Propylbenzene	ug/Kg	<1
p-Isopropyltoluene	ug/Kg	<1
124-Trimethylbenzene	ug/Kg	<1
135-Trimethylbenzene	ug/Kg	<1
n-Butylbenzene	ug/Kg	<1
sec-Butylbenzene	ug/Kg	<1
Naphthalene	ug/Kg	<1
ter. ButylMethylEther	ug/Kg	<1

cc:

REMARKS: Analysis was performed by GC/MS, EPA Method 8260.
Results reported on a dry weight basis.

DIRECTOR



rn= 12516

NYSDOH ID# 10320

377 SHEFFIELD AVE. • N. BABYLON, N.Y. 11703 • (516) 422-5777 • FAX (516) 422-5770

LAB NO. C971884/16

05/15/97

Geraghty & Miller, Incorporated
88 Duryea Road
Melville, NY 11747
ATTN: Robert Porsche

SOURCE OF SAMPLE: Bethpage, NY0008132.006
COLLECTED BY: Client DATE COL'D: 04/30/97 RECEIVED: 05/01/97

SAMPLE: Soil sample, T1-D-1, 2-4

ANALYTICAL PARAMETERS
Petrol. Hydrocarbons mg/Kg <10
% Solids 96

ANALYTICAL PARAMETERS

cc:

REMARKS: EPA Method 418.1.
Results reported on a dry weight basis.

DIRECTOR 

rn= 12517

NYSDOH ID# 10320

377 SHEFFIELD AVE. • N. BABYLON, N.Y. 11703 • (516) 422-5777 • FAX (516) 422-5770

LAB NO. C971884/16

05/15/97

Geraghty & Miller, Incorporated
88 Duryea Road
Melville, NY 11747

ATTN: Robert Porsche

SOURCE OF SAMPLE: Bethpage, NY0008132.006
COLLECTED BY: Client DATE COL'D: 04/30/97 RECEIVED: 05/01/97

SAMPLE: Soil sample, T1-D-1, 2-4
UNITS: ug/Kg

ANALYTICAL PARAMETERS

ANALYTICAL PARAMETERS


Naphthalene	<31
Acenaphthene	<31
Fluorene	<31
Phenanthrene	<31
Anthracene	<31
Fluoranthene	<31
Pyrene	<31
Benzo(a)anthracene	<31
Chrysene	<31
Benzo(b)fluoranthene	<31
Benzo(k)fluoranthene	<31
Benzo(a)pyrene	<31
Dibenzo(a,h)anthracene	<31
Indeno(1,2,3-cd)pyrene	<31
Benzo(ghi)perylene	<31

-

cc:

REMARKS: EPA Method 8270.
Results reported on a dry weight basis.

DIRECTOR _____



rn= 12518

NYSDOH ID# 10320

377 SHEFFIELD AVE. • N. BABYLON, N.Y. 11703 • (516) 422-5777 • FAX (516) 422-5770

LAB NO. C971884/16

05/15/97

Geraghty & Miller, Incorporated
88 Duryea Road
Melville, NY 11747
ATTN: Robert Porsche

SOURCE OF SAMPLE: Bethpage, NY0008132.006
COLLECTED BY: Client DATE COL'D: 04/30/97 RECEIVED: 05/01/97

SAMPLE: Soil sample, T1-D-1, 2-4

ANALYTICAL PARAMETERS

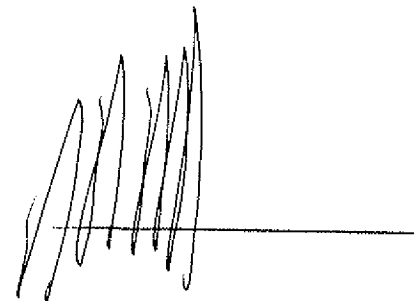
Arsenic as As	mg/Kg	9.4
Barium as Ba	mg/Kg	3.4
Cadmium as Cd	mg/Kg	<0.1
Chromium as Cr	mg/Kg	5.6
Lead as Pb	mg/Kg	2.8
Mercury as Hg	mg/Kg	<0.0052
Selenium as Se	mg/Kg	<0.42
Silver as Ag	mg/Kg	<0.1

ANALYTICAL PARAMETERS

cc:

REMARKS: Results reported on a dry weight basis.

DIRECTOR



rn= 12519

NYSDOH ID# 10320

377 SHEFFIELD AVE. • N. BABYLON, N.Y. 11703 • (516) 422-5777 • FAX (516) 422-5770

LAB NO. C971884/14

05/15/97

Geraghty & Miller, Incorporated
88 Duryea Road
Melville, NY 11747
ATTN: Robert Porsche

SOURCE OF SAMPLE: Bethpage, NY0008132.006
COLLECTED BY: Client DATE COL'D: 04/30/97 RECEIVED: 05/01/97

SAMPLE: Soil sample, T1-D-2, 2-4

ANALYTICAL PARAMETERS

Arsenic as As	mg/Kg	1.9
Barium as Ba	mg/Kg	3
Cadmium as Cd	mg/Kg	<0.12
Chromium as Cr	mg/Kg	5.1
Lead as Pb	mg/Kg	1.4
Mercury as Hg	mg/Kg	<0.006
Selenium as Se	mg/Kg	<0.48
Silver as Ag	mg/Kg	<0.12

ANALYTICAL PARAMETERS

cc:

REMARKS: Results reported on a dry weight basis.

DIRECTOR 

rn= 12511

NYSDOH ID# 10320

377 SHEFFIELD AVE. • N. BABYLON, N.Y. 11703 • (516) 422-5777 • FAX (516) 422-5770

LAB NO. C971884/13

05/15/97

Geraghty & Miller, Incorporated
88 Duryea Road
Melville, NY 11747
ATTN: Robert Porsche

SOURCE OF SAMPLE: Bethpage, NY0008132.006
COLLECTED BY: Client DATE COL'D: 04/30/97 RECEIVED: 05/01/97

SAMPLE: Soil sample, T1-D-2, 0-2

ANALYTICAL PARAMETERS


Chloromethane	ug/Kg	<1
Vinyl Chloride	ug/Kg	<1
Bromomethane	ug/Kg	<1
Chloroethane	ug/Kg	<1
Trichlorofluomethane	ug/Kg	<1
1,1 Dichloroethene	ug/Kg	<1
Methylene Chloride	ug/Kg	<1
t-1,2-Dichloroethene	ug/Kg	<1
1,1 Dichloroethane	ug/Kg	<1
Chloroform	ug/Kg	<1
111 Trichloroethane	ug/Kg	<1
Carbon Tetrachloride	ug/Kg	<1
Benzene	ug/Kg	<1
1,2 Dichloroethane	ug/Kg	<1
Trichloroethene	ug/Kg	<1
1,2 Dichloropropane	ug/Kg	<1
Bromodichloromethane	ug/Kg	<1
2chloroethvinylether	ug/Kg	<1
t-1,3Dichloropropene	ug/Kg	<1
Toluene	ug/Kg	<1
c-1,3Dichloropropene	ug/Kg	<1
112 Trichloroethane	ug/Kg	<1
Tetrachloroethene	ug/Kg	<1
Chlorodibromomethane	ug/Kg	<1
Chlorobenzene	ug/Kg	<1

ANALYTICAL PARAMETERS

Ethyl Benzene	ug/Kg	<1
m + p Xylene	ug/Kg	<2
o Xylene	ug/Kg	<1
Bromoform	ug/Kg	<1
1122Tetrachloroethan	ug/Kg	<1
1,2 Dichlorobenzene	ug/Kg	<1
1,3 Dichlorobenzene	ug/Kg	<1
1,4 Dichlorobenzene	ug/Kg	<1
Isopropylbenzene	ug/Kg	<1
n-Propylbenzene	ug/Kg	<1
p-Isopropyltoluene	ug/Kg	<1
124-Trimethylbenzene	ug/Kg	<1
135-Trimethylbenzene	ug/Kg	<1
n-Butylbenzene	ug/Kg	<1
sec-Butylbenzene	ug/Kg	<1
Naphthalene	ug/Kg	<1
ter. ButylMethylEther	ug/Kg	<1

cc:

REMARKS: Analysis was performed by GC/MS, EPA Method 8260.
Results reported on a dry weight basis.

DIRECTOR _____


rn= 12504

NYSDOH ID# 10320

ECOTEST LABORATORIES, INC.

ENVIRONMENTAL TESTING

377 SHEFFIELD AVE. • N. BABYLON, N.Y. 11703 • (516) 422-5777 • FAX (516) 422-5770

LAB NO.C971884/13

05/15/97

Geraghty & Miller, Incorporated
88 Duryea Road
Melville, NY 11747
ATTN: Robert Porsche

SOURCE OF SAMPLE: Bethpage, NY0008132.006
COLLECTED BY: Client DATE COL'D:04/30/97 RECEIVED:05/01/97

SAMPLE: Soil sample, T1-D-2, 0-2

ANALYTICAL PARAMETERS
Petrol. Hydrocarbons mg/Kg 13
% Solids 94

ANALYTICAL PARAMETERS

cc:

REMARKS: EPA Method 418.1.
Results reported on a dry weight basis.

DIRECTOR _____


rn= 12505

NYSDOH ID# 10320

377 SHEFFIELD AVE. • N. BABYLON, N.Y. 11703 • (516) 422-5777 • FAX (516) 422-5770

LAB NO. C971884/13

05/15/97

Geraghty & Miller, Incorporated
88 Duryea Road
Melville, NY 11747
ATTN: Robert Porsche

SOURCE OF SAMPLE: Bethpage, NY0008132.006
COLLECTED BY: Client DATE COL'D: 04/30/97 RECEIVED: 05/01/97

SAMPLE: Soil sample, T1-D-2, 0-2
UNITS: ug/Kg

ANALYTICAL PARAMETERS

Naphthalene	<32
Acenaphthene	<32
Fluorene	<32
Phenanthrene	<32
Anthracene	<32
Fluoranthene	<32
Pyrene	<32
Benzo(a)anthracene	<32
Chrysene	<32
Benzo(b)fluoranthene	<32
Benzo(k)fluoranthene	<32
Benzo(a)pyrene	<32
Dibenzo(a,h)anthracene	<32
Indeno(1,2,3-cd)pyrene	<32
Benzo(ghi)perylene	<32

ANALYTICAL PARAMETERS

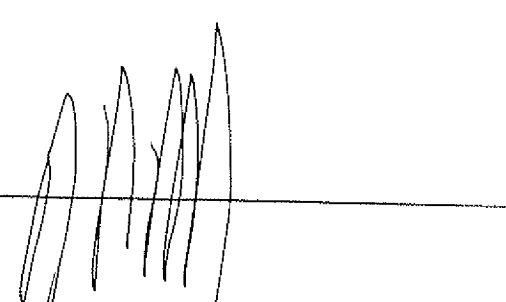
cc:

REMARKS: EPA Method 8270.
Results reported on a dry weight basis.

DIRECTOR

rn= 12506

NYSDOH ID# 10320



377 SHEFFIELD AVE. • N. BABYLON, N.Y. 11703 • (516) 422-5777 • FAX (516) 422-5770

LAB NO. C971884/13

05/15/97

Geraghty & Miller, Incorporated
88 Duryea Road
Melville, NY 11747

ATTN: Robert Porsche

SOURCE OF SAMPLE: Bethpage, NY0008132.006
COLLECTED BY: Client DATE COL'D: 04/30/97 RECEIVED: 05/01/97

SAMPLE: Soil sample, T1-D-2, 0-2

ANALYTICAL PARAMETERS


Arsenic as As	mg/Kg	4.3
Barium as Ba	mg/Kg	5.2
Cadmium as Cd	mg/Kg	<0.11
Chromium as Cr	mg/Kg	4.8
Lead as Pb	mg/Kg	10
Mercury as Hg	mg/Kg	0.013
Selenium as Se	mg/Kg	<0.43
Silver as Ag	mg/Kg	<0.11

ANALYTICAL PARAMETERS

cc:

REMARKS: Results reported on a dry weight basis.

DIRECTOR



rn= 12507

NYSDOH ID# 10320

377 SHEFFIELD AVE. • N. BABYLON, N.Y. 11703 • (516) 422-5777 • FAX (516) 422-5770

LAB NO. C971884/13

05/15/97

Geraghty & Miller, Incorporated
88 Duryea Road
Melville, NY 11747
ATTN: Robert Porsche

SOURCE OF SAMPLE: Bethpage, NY0008132.006
COLLECTED BY: Client DATE COL'D: 04/30/97 RECEIVED: 05/01/97

SAMPLE: Soil sample, T1-D-2, 0-2


ANALYTICAL PARAMETERS

Diesel	ug/Kg	<210*
#2 Fuel Oil	ug/Kg	<210*
#4 Fuel Oil	ug/Kg	<210*
#6 Fuel Oil	ug/Kg	<210*
Lubricating Oil	ug/Kg	<210*
Mineral Spirits	ug/Kg	<210*
JP4	ug/Kg	<210*
JP5	ug/Kg	<210*
Jet A	ug/Kg	<210*
Kerosene	ug/Kg	<210*

ANALYTICAL PARAMETERS

cc:

REMARKS: Results reported on a dry weight basis.
Analyses performed by Modified 8015 Method.
Diesel Range Organics.
*Sample contains unknown product at 15000ug/Kg(quantified as #6 Fuel Oil).

DIRECTOR 

rn# 12702

NYSDOH ID# 10320

377 SHEFFIELD AVE. • N. BABYLON, N.Y. 11703 • (516) 422-5777 • FAX (516) 422-5770

LAB NO. C971884/14

05/15/97

Geraghty & Miller, Incorporated
88 Duryea Road
Melville, NY 11747
ATTN: Robert Porsche

SOURCE OF SAMPLE: Bethpage, NY0008132.006
COLLECTED BY: Client DATE COL'D: 04/30/97 RECEIVED: 05/01/97

SAMPLE: Soil sample, T1-D-2, 2-4

ANALYTICAL PARAMETERS

Chloromethane	ug/Kg	<1
Vinyl Chloride	ug/Kg	<1
Bromomethane	ug/Kg	<1
Chloroethane	ug/Kg	<1
Trichlorofluomethane	ug/Kg	<1
1,1 Dichloroethene	ug/Kg	<1
Methylene Chloride	ug/Kg	<1
t-1,2-Dichloroethene	ug/Kg	<1
1,1 Dichloroethane	ug/Kg	<1
Chloroform	ug/Kg	<1
111 Trichloroethane	ug/Kg	<1
Carbon Tetrachloride	ug/Kg	<1
Benzene	ug/Kg	<1
1,2 Dichloroethane	ug/Kg	<1
Trichloroethene	ug/Kg	<1
1,2 Dichloropropane	ug/Kg	<1
Bromodichloromethane	ug/Kg	<1
2chloroethvinylether	ug/Kg	<1
t-1,3Dichloropropene	ug/Kg	<1
Toluene	ug/Kg	<1
c-1,3Dichloropropene	ug/Kg	<1
112 Trichloroethane	ug/Kg	<1
Tetrachloroethene	ug/Kg	<1
Chlorodibromomethane	ug/Kg	<1
Chlorobenzene	ug/Kg	<1

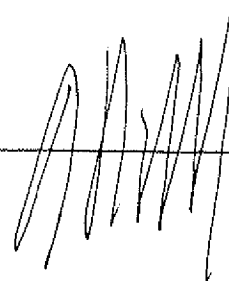
ANALYTICAL PARAMETERS

Ethyl Benzene	ug/Kg	<1
m + p Xylene	ug/Kg	<2
o Xylene	ug/Kg	<1
Bromoform	ug/Kg	<1
1122Tetrachloroethan	ug/Kg	<1
1,2 Dichlorobenzene	ug/Kg	<1
1,3 Dichlorobenzene	ug/Kg	<1
1,4 Dichlorobenzene	ug/Kg	<1
Isopropylbenzene	ug/Kg	<1
n-Propylbenzene	ug/Kg	<1
p-Isopropyltoluene	ug/Kg	<1
124-Trimethylbenzene	ug/Kg	<1
135-Trimethylbenzene	ug/Kg	<1
n-Butylbenzene	ug/Kg	<1
sec-Butylbenzene	ug/Kg	<1
Naphthalene	ug/Kg	<1
ter. ButylMethylEther	ug/Kg	<1

cc:

REMARKS: Analysis was performed by GC/MS, EPA Method 8260.
Results reported on a dry weight basis.

DIRECTOR _____



rn= 12508

NYSDOH ID# 10320

377 SHEFFIELD AVE. • N. BABYLON, N.Y. 11703 • (516) 422-5777 • FAX (516) 422-5770

LAB NO. C971884/14

05/15/97

Geraghty & Miller, Incorporated
88 Duryea Road
Melville, NY 11747

ATTN: Robert Porsche

SOURCE OF SAMPLE: Bethpage, NY0008132.006
COLLECTED BY: Client DATE COL'D: 04/30/97 RECEIVED: 05/01/97

SAMPLE: Soil sample, T1-D-2, 2-4

ANALYTICAL PARAMETERS
Petrol. Hydrocarbons mg/Kg <12
% Solids 83

ANALYTICAL PARAMETERS

cc:

REMARKS: EPA Method 418.1.
Results reported on a dry weight basis.

DIRECTOR



rn= 12509

NYSDOH ID# 10320

377 SHEFFIELD AVE. • N. BABYLON, N.Y. 11703 • (516) 422-5777 • FAX (516) 422-5770

LAB NO. C971884/14

05/15/97

Geraghty & Miller, Incorporated
88 Duryea Road
Melville, NY 11747
ATTN: Robert Porsche

SOURCE OF SAMPLE: Bethpage, NY0008132.006
COLLECTED BY: Client DATE COL'D: 04/30/97 RECEIVED: 05/01/97

SAMPLE: Soil sample, T1-D-2, 2-4
UNITS: ug/Kg

ANALYTICAL PARAMETERS


Naphthalene	<36
Acenaphthene	<36
Fluorene	<36
Phenanthrene	<36
Anthracene	<36
Fluoranthene	<36
Pyrene	<36
Benzo(a)anthracene	<36
Chrysene	<36
Benzo(b)fluoranthene	<36
Benzo(k)fluoranthene	<36
Benzo(a)pyrene	<36
Dibenzo(a,h)anthracene	<36
Indeno(1,2,3-cd)pyrene	<36
Benzo(ghi)perylene	<36

ANALYTICAL PARAMETERS

cc:

REMARKS: EPA Method 8270.
Results reported on a dry weight basis.

DIRECTOR



rn= 12510

NYSDOH ID# 10320

377 SHEFFIELD AVE. • N. BABYLON, N.Y. 11703 • (516) 422-5777 • FAX (516) 422-5770

LAB NO. C971884/11

05/15/97

Geraghty & Miller, Incorporated
88 Duryea Road
Melville, NY 11747
ATTN: Robert Porsche

SOURCE OF SAMPLE: Bethpage, NY0008132.006
COLLECTED BY: Client DATE COL'D: 04/30/97 RECEIVED: 05/01/97

SAMPLE: Soil sample, T1-D-3, 0-2

ANALYTICAL PARAMETERS

Chloromethane	ug/Kg	<1
Vinyl Chloride	ug/Kg	<1
Bromomethane	ug/Kg	<1
Chloroethane	ug/Kg	<1
Trichlorofluomethane	ug/Kg	<1
1,1 Dichloroethene	ug/Kg	<1
Methylene Chloride	ug/Kg	<1
t-1,2-Dichloroethene	ug/Kg	<1
1,1 Dichloroethane	ug/Kg	<1
Chloroform	ug/Kg	<1
111 Trichloroethane	ug/Kg	<1
Carbon Tetrachloride	ug/Kg	<1
Benzene	ug/Kg	<1
1,2 Dichloroethane	ug/Kg	<1
Trichloroethene	ug/Kg	<1
1,2 Dichloropropane	ug/Kg	<1
Bromodichloromethane	ug/Kg	<1
2chloroethvinylether	ug/Kg	<1
t-1,3Dichloropropene	ug/Kg	<1
Toluene	ug/Kg	<1
c-1,3Dichloropropene	ug/Kg	<1
112 Trichloroethane	ug/Kg	<1
Tetrachloroethene	ug/Kg	<1
Chlorodibromomethane	ug/Kg	<1
Chlorobenzene	ug/Kg	<1

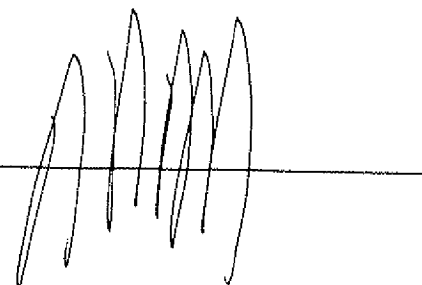
ANALYTICAL PARAMETERS

Ethyl Benzene	ug/Kg	<1
m + p Xylene	ug/Kg	<2
o Xylene	ug/Kg	<1
Bromoform	ug/Kg	<1
1122Tetrachloroethan	ug/Kg	<1
1,2 Dichlorobenzene	ug/Kg	<1
1,3 Dichlorobenzene	ug/Kg	<1
1,4 Dichlorobenzene	ug/Kg	<1
Isopropylbenzene	ug/Kg	<1
n-Propylbenzene	ug/Kg	<1
p-Isopropyltoluene	ug/Kg	<1
124-Trimethylbenzene	ug/Kg	<1
135-Trimethylbenzene	ug/Kg	<1
n-Butylbenzene	ug/Kg	<1
sec-Butylbenzene	ug/Kg	<1
Naphthalene	ug/Kg	<1
ter. ButylMethylEther	ug/Kg	<1

cc:

REMARKS: Analysis was performed by GC/MS, EPA Method 8260.
Results reported on a dry weight basis.

DIRECTOR



rn= 12496

NYSDOH ID# 10320

377 SHEFFIELD AVE. • N. BABYLON, N.Y. 11703 • (516) 422-5777 • FAX (516) 422-5770

LAB NO. C971884/11

05/15/97

Geraghty & Miller, Incorporated
88 Duryea Road
Melville, NY 11747
ATTN: Robert Porsche

SOURCE OF SAMPLE: Bethpage, NY0008132.006
COLLECTED BY: Client DATE COL'D: 04/30/97 RECEIVED: 05/01/97

SAMPLE: Soil sample, T1-D-3, 0-2

ANALYTICAL PARAMETERS
Petrol. Hydrocarbons mg/Kg <11
% Solids 94

ANALYTICAL PARAMETERS

cc:

REMARKS: EPA Method 418.1.
Results reported on a dry weight basis.

DIRECTOR 

rn= 12497

NYSDOH ID# 10320

377 SHEFFIELD AVE. • N. BABYLON, N.Y. 11703 • (516) 422-5777 • FAX (516) 422-5770

LAB NO.C971884/11

05/15/97

Geraghty & Miller, Incorporated
88 Duryea Road
Melville, NY 11747
ATTN: Robert Porsche

SOURCE OF SAMPLE: Bethpage, NY0008132.006
COLLECTED BY: Client DATE COL'D:04/30/97 RECEIVED:05/01/97

SAMPLE: Soil sample, T1-D-3, 0-2
UNITS: ug/Kg

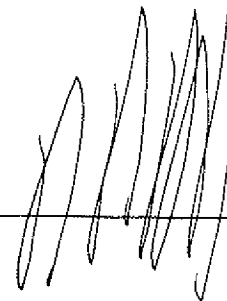
ANALYTICAL PARAMETERS	
Naphthalene	<32
Acenaphthene	<32
Fluorene	<32
Phenanthrene	<32
Anthracene	<32
Fluoranthene	<32
Pyrene	<32
Benzo(a)anthracene	<32
Chrysene	<32
Benzo(b)fluoranthene	<32
Benzo(k)fluoranthene	<32
Benzo(a)pyrene	<32
Dibenzo(a,h)anthracene	<32
Indeno(1,2,3-cd)pyrene	<32
Benzo(ghi)perylene	<32

ANALYTICAL PARAMETERS

cc:

REMARKS: EPA Method 8270.
Results reported on a dry weight basis.

DIRECTOR _____



rn= 12498

NYSDOH ID# 10320

377 SHEFFIELD AVE. • N. BABYLON, N.Y. 11703 • (516) 422-5777 • FAX (516) 422-5770

LAB NO. C971884/11

05/15/97

Geraghty & Miller, Incorporated
88 Duryea Road
Melville, NY 11747
ATTN: Robert Porsche

SOURCE OF SAMPLE: Bethpage, NY0008132.006
COLLECTED BY: Client DATE COL'D: 04/30/97 RECEIVED: 05/01/97

SAMPLE: Soil sample, T1-D-3, 0-2

ANALYTICAL PARAMETERS

Arsenic as As	mg/Kg	1.4
Barium as Ba	mg/Kg	5.8
Cadmium as Cd	mg/Kg	<0.11
Chromium as Cr	mg/Kg	3
Lead as Pb	mg/Kg	2.9
Mercury as Hg	mg/Kg	0.0094
Selenium as Se	mg/Kg	<0.43
Silver as Ag	mg/Kg	<0.11

ANALYTICAL PARAMETERS

cc:

REMARKS: Results reported on a dry weight basis.

DIRECTOR 

377 SHEFFIELD AVE. • N. BABYLON, N.Y. 11703 • (516) 422-5777 • FAX (516) 422-5770

LAB NO. C971884/12

05/15/97

Geraghty & Miller, Incorporated
88 Duryea Road
Melville, NY 11747
ATTN: Robert Porsche

SOURCE OF SAMPLE: Bethpage, NY0008132.006
COLLECTED BY: Client DATE COL'D: 04/30/97 RECEIVED: 05/01/97

SAMPLE: Soil sample, T1-D-3, 2-4

ANALYTICAL PARAMETERS

Chloromethane	ug/Kg	<1
Vinyl Chloride	ug/Kg	<1
Bromomethane	ug/Kg	<1
Chloroethane	ug/Kg	<1
Trichlorofluomethane	ug/Kg	<1
1,1 Dichloroethene	ug/Kg	<1
Methylene Chloride	ug/Kg	<1
t-1,2-Dichloroethene	ug/Kg	<1
1,1 Dichloroethane	ug/Kg	<1
Chloroform	ug/Kg	<1
111 Trichloroethane	ug/Kg	<1
Carbon Tetrachloride	ug/Kg	<1
Benzene	ug/Kg	<1
1,2 Dichloroethane	ug/Kg	<1
Trichloroethene	ug/Kg	<1
1,2 Dichloropropane	ug/Kg	<1
Bromodichloromethane	ug/Kg	<1
2chloroethvinylether	ug/Kg	<1
t-1,3Dichloropropene	ug/Kg	<1
Toluene	ug/Kg	<1
c-1,3Dichloropropene	ug/Kg	<1
112 Trichloroethane	ug/Kg	<1
Tetrachloroethene	ug/Kg	<1
Chlorodibromomethane	ug/Kg	<1
Chlorobenzene	ug/Kg	<1

ANALYTICAL PARAMETERS

Ethyl Benzene	ug/Kg	<1
m + p Xylene	ug/Kg	<2
o Xylene	ug/Kg	<1
Bromoform	ug/Kg	<1
1122Tetrachloroethan	ug/Kg	<1
1,2 Dichlorobenzene	ug/Kg	<1
1,3 Dichlorobenzene	ug/Kg	<1
1,4 Dichlorobenzene	ug/Kg	<1
Isopropylbenzene	ug/Kg	<1
n-Propylbenzene	ug/Kg	<1
p-Isopropyltoluene	ug/Kg	<1
124-Trimethylbenzene	ug/Kg	<1
135-Trimethylbenzene	ug/Kg	<1
n-Butylbenzene	ug/Kg	<1
sec-Butylbenzene	ug/Kg	<1
Naphthalene	ug/Kg	<1
ter. ButylMethylEther	ug/Kg	<1

cc:

REMARKS: Analysis was performed by GC/MS, EPA Method 8260.
Results reported on a dry weight basis.

DIRECTOR 

rn= 12500

NYSDOH ID# 10320

377 SHEFFIELD AVE. • N. BABYLON, N.Y. 11703 • (516) 422-5777 • FAX (516) 422-5770

LAB NO.C971884/12

05/15/97

Geraghty & Miller, Incorporated
88 Duryea Road
Melville, NY 11747
ATTN: Robert Porsche

SOURCE OF SAMPLE: Bethpage, NY0008132.006
COLLECTED BY: Client DATE COL'D:04/30/97 RECEIVED:05/01/97
SAMPLE: Soil sample, T1-D-3, 2-4

ANALYTICAL PARAMETERS
Petrol. Hydrocarbons mg/Kg <11
% Solids 91

ANALYTICAL PARAMETERS

cc:

REMARKS: EPA Method 418.1.
Results reported on a dry weight basis.

DIRECTOR _____



rn# 12501

NYSDOH ID# 10320

377 SHEFFIELD AVE. • N. BABYLON, N.Y. 11703 • (516) 422-5777 • FAX (516) 422-5770

LAB NO. C971884/12

05/15/97

Geraghty & Miller, Incorporated
88 Duryea Road
Melville, NY 11747
ATTN: Robert Porsche

SOURCE OF SAMPLE: Bethpage, NY0008132.006
COLLECTED BY: Client DATE COL'D: 04/30/97 RECEIVED: 05/01/97

SAMPLE: Soil sample, T1-D-3, 2-4
UNITS: ug/Kg

ANALYTICAL PARAMETERS

Naphthalene	<33
Acenaphthene	<33
Fluorene	<33
Phenanthrene	<33
Anthracene	<33
Fluoranthene	<33
Pyrene	<33
Benzo(a)anthracene	<33
Chrysene	<33
Benzo(b)fluoranthene	<33
Benzo(k)fluoranthene	<33
Benzo(a)pyrene	<33
Dibenzo(a,h)anthracene	<33
Indeno(1,2,3-cd)pyrene	<33
Benzo(ghi)perylene	<33

ANALYTICAL PARAMETERS

cc:

REMARKS: EPA Method 8270.
Results reported on a dry weight basis.

DIRECTOR 

rn# 12502

NYSDOH ID# 10320

377 SHEFFIELD AVE. • N. BABYLON, N.Y. 11703 • (516) 422-5777 • FAX (516) 422-5770

LAB NO. C971884/12

05/15/97

Geraghty & Miller, Incorporated
88 Duryea Road
Melville, NY 11747

ATTN: Robert Porsche

SOURCE OF SAMPLE: Bethpage, NY0008132.006
COLLECTED BY: Client DATE COL'D: 04/30/97 RECEIVED: 05/01/97

SAMPLE: Soil sample, T1-D-3, 2-4

ANALYTICAL PARAMETERS


Arsenic as As	mg/Kg	0.97
Barium as Ba	mg/Kg	5.6
Cadmium as Cd	mg/Kg	<0.11
Chromium as Cr	mg/Kg	4.6
Lead as Pb	mg/Kg	1.4
Mercury as Hg	mg/Kg	<0.0055
Selenium as Se	mg/Kg	<0.44
Silver as Ag	mg/Kg	<0.11

ANALYTICAL PARAMETERS

cc:

REMARKS: Results reported on a dry weight basis.

DIRECTOR



rn= 12503

NYSDOH ID# 10320

377 SHEFFIELD AVE. • N. BABYLON, N.Y. 11703 • (516) 422-5777 • FAX (516) 422-5770

LAB NO. C971884/9

05/15/97

Geraghty & Miller, Incorporated
88 Duryea Road
Melville, NY 11747
ATTN: Robert Porsche

SOURCE OF SAMPLE: Bethpage, NY0008132.006
COLLECTED BY: Client DATE COL'D: 04/30/97 RECEIVED: 05/01/97

SAMPLE: Soil sample, T1-D-4, 0-2

ANALYTICAL PARAMETERS

Chloromethane	ug/Kg	<1
Vinyl Chloride	ug/Kg	<1
Bromomethane	ug/Kg	<1
Chloroethane	ug/Kg	<1
Trichlorofluomethane	ug/Kg	<1
1,1 Dichloroethene	ug/Kg	<1
Methylene Chloride	ug/Kg	<1
t-1,2-Dichloroethene	ug/Kg	<1
1,1 Dichloroethane	ug/Kg	<1
Chloroform	ug/Kg	<1
111 Trichloroethane	ug/Kg	<1
Carbon Tetrachloride	ug/Kg	<1
Benzene	ug/Kg	<1
1,2 Dichloroethane	ug/Kg	<1
Trichloroethene	ug/Kg	<1
1,2 Dichloropropane	ug/Kg	<1
Bromodichloromethane	ug/Kg	<1
2chloroethvinylether	ug/Kg	<1
t-1,3Dichloropropene	ug/Kg	<1
Toluene	ug/Kg	<1
c-1,3Dichloropropene	ug/Kg	<1
112 Trichloroethane	ug/Kg	<1
Tetrachloroethene	ug/Kg	<1
Chlorodibromomethane	ug/Kg	<1
Chlorobenzene	ug/Kg	<1

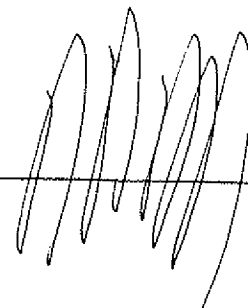
ANALYTICAL PARAMETERS

Ethyl Benzene	ug/Kg	<1
m + p Xylene	ug/Kg	<2
o Xylene	ug/Kg	<1
Bromoform	ug/Kg	<1
1122Tetrachloroethan	ug/Kg	<1
1,2 Dichlorobenzene	ug/Kg	<1
1,3 Dichlorobenzene	ug/Kg	<1
1,4 Dichlorobenzene	ug/Kg	<1
Isopropylbenzene	ug/Kg	<1
n-Propylbenzene	ug/Kg	<1
p-Isopropyltoluene	ug/Kg	<1
124-Trimethylbenzene	ug/Kg	<1
135-Trimethylbenzene	ug/Kg	<1
n-Butylbenzene	ug/Kg	<1
sec-Butylbenzene	ug/Kg	<1
Naphthalene	ug/Kg	<1
ter. ButylMethylEther	ug/Kg	<1

cc:

REMARKS: Analysis was performed by GC/MS, EPA Method 8260.
Results reported on a dry weight basis.

DIRECTOR



rn= 12488

NYSDOH ID# 10320

377 SHEFFIELD AVE. • N. BABYLON, N.Y. 11703 • (516) 422-5777 • FAX (516) 422-5770

LAB NO. C971884/9

05/15/97

Geraghty & Miller, Incorporated
88 Duryea Road
Melville, NY 11747
ATTN: Robert Porsche


SOURCE OF SAMPLE: Bethpage, NY0008132.006
COLLECTED BY: Client DATE COL'D: 04/30/97 RECEIVED: 05/01/97
SAMPLE: Soil sample, T1-D-4, 0-2

ANALYTICAL PARAMETERS
Petrol. Hydrocarbons mg/Kg <11
% Solids 94

ANALYTICAL PARAMETERS

cc:

REMARKS: EPA Method 418.1.
Results reported on a dry weight basis.

DIRECTOR _____


rn= 12489

NYSDOH ID# 10320

377 SHEFFIELD AVE. • N. BABYLON, N.Y. 11703 • (516) 422-5777 • FAX (516) 422-5770

LAB NO. C971884/9

05/15/97

Geraghty & Miller, Incorporated
88 Duryea Road
Melville, NY 11747
ATTN: Robert Porsche

SOURCE OF SAMPLE: Bethpage, NY0008132.006
COLLECTED BY: Client DATE COL'D: 04/30/97 RECEIVED: 05/01/97

SAMPLE: Soil sample, T1-D-4, 0-2
UNITS: ug/Kg

ANALYTICAL PARAMETERS

Naphthalene	<32
Acenaphthene	<32
Fluorene	<32
Phenanthrene	<32
Anthracene	<32
Fluoranthene	<32
Pyrene	<32
Benzo(a)anthracene	<32
Chrysene	<32
Benzo(b)fluoranthene	<32
Benzo(k)fluoranthene	<32
Benzo(a)pyrene	<32
Dibenzo(a,h)anthracene	<32
Indeno(1,2,3-cd)pyrene	<32
Benzo(ghi)perylene	<32

ANALYTICAL PARAMETERS

cc:

REMARKS: EPA Method 8270.
Results reported on a dry weight basis.

DIRECTOR _____



rn= 12490

NYSDOH ID# 10320

377 SHEFFIELD AVE. • N. BABYLON, N.Y. 11703 • (516) 422-5777 • FAX (516) 422-5770

LAB NO. C971884/9

05/15/97

Geraghty & Miller, Incorporated
88 Duryea Road
Melville, NY 11747
ATTN: Robert Porsche

SOURCE OF SAMPLE: Bethpage, NY0008132.006
COLLECTED BY: Client DATE COL'D: 04/30/97 RECEIVED: 05/01/97

SAMPLE: Soil sample, T1-D-4, 0-2

ANALYTICAL PARAMETERS

Arsenic as As	mg/Kg	1.4
Barium as Ba	mg/Kg	5.1
Cadmium as Cd	mg/Kg	<0.11
Chromium as Cr	mg/Kg	2.9
Lead as Pb	mg/Kg	5.5
Mercury as Hg	mg/Kg	0.019
Selenium as Se	mg/Kg	<0.43
Silver as Ag	mg/Kg	<0.11

ANALYTICAL PARAMETERS

cc:

REMARKS: Results reported on a dry weight basis.

DIRECTOR 

rn= 12491

NYSDOH ID# 10320

377 SHEFFIELD AVE. • N. BABYLON, N.Y. 11703 • (516) 422-5777 • FAX (516) 422-5770

LAB NO. C971884/10

05/15/97

Geraghty & Miller, Incorporated
88 Duryea Road
Melville, NY 11747
ATTN: Robert Porsche

SOURCE OF SAMPLE: Bethpage, NY0008132.006
COLLECTED BY: Client DATE COL'D: 04/30/97 RECEIVED: 05/01/97

SAMPLE: Soil sample, T1-D-4, 2-4

ANALYTICAL PARAMETERS


Chloromethane	ug/Kg	<1
Vinyl Chloride	ug/Kg	<1
Bromomethane	ug/Kg	<1
Chloroethane	ug/Kg	<1
Trichlorofluomethane	ug/Kg	<1
1,1 Dichloroethene	ug/Kg	<1
Methylene Chloride	ug/Kg	<1
t-1,2-Dichloroethene	ug/Kg	<1
1,1 Dichloroethane	ug/Kg	<1
Chloroform	ug/Kg	<1
111 Trichloroethane	ug/Kg	<1
Carbon Tetrachloride	ug/Kg	<1
Benzene	ug/Kg	<1
1,2 Dichloroethane	ug/Kg	<1
Trichloroethene	ug/Kg	<1
1,2 Dichloropropane	ug/Kg	<1
Bromodichloromethane	ug/Kg	<1
2chloroethvinylether	ug/Kg	<1
t-1,3Dichloropropene	ug/Kg	<1
Toluene	ug/Kg	<1
c-1,3Dichloropropene	ug/Kg	<1
112 Trichloroethane	ug/Kg	<1
Tetrachloroethene	ug/Kg	<1
Chlorodibromomethane	ug/Kg	<1
Chlorobenzene	ug/Kg	<1

ANALYTICAL PARAMETERS

Ethyl Benzene	ug/Kg	<1
m + p Xylene	ug/Kg	<2
o Xylene	ug/Kg	<1
Bromoform	ug/Kg	<1
1122Tetrachloroethan	ug/Kg	<1
1,2 Dichlorobenzene	ug/Kg	<1
1,3 Dichlorobenzene	ug/Kg	<1
1,4 Dichlorobenzene	ug/Kg	<1
Isopropylbenzene	ug/Kg	<1
n-Propylbenzene	ug/Kg	<1
p-Isopropyltoluene	ug/Kg	<1
124-Trimethylbenzene	ug/Kg	<1
135-Trimethylbenzene	ug/Kg	<1
n-Butylbenzene	ug/Kg	<1
sec-Butylbenzene	ug/Kg	<1
Naphthalene	ug/Kg	<1
ter. ButylMethylEther	ug/Kg	<1

cc:

REMARKS: Analysis was performed by GC/MS, EPA Method 8260.
Results reported on a dry weight basis.

DIRECTOR 

rn= 12492

NYSDOH ID# 10320

377 SHEFFIELD AVE. • N. BABYLON, N.Y. 11703 • (516) 422-5777 • FAX (516) 422-5770

LAB NO.C971884/10

05/15/97

Geraghty & Miller, Incorporated
88 Duryea Road
Melville, NY 11747
ATTN: Robert Porsche

SOURCE OF SAMPLE: Bethpage, NY0008132.006
COLLECTED BY: Client DATE COL'D:04/30/97 RECEIVED:05/01/97

SAMPLE: Soil sample, T1-D-4, 2-4

ANALYTICAL PARAMETERS
Petrol. Hydrocarbons mg/Kg <11
% Solids 90

ANALYTICAL PARAMETERS

cc:

REMARKS: EPA Method 418.1.
Results reported on a dry weight basis.

DIRECTOR _____



rn= 12493

NYSDOH ID# 10320

377 SHEFFIELD AVE. • N. BABYLON, N.Y. 11703 • (516) 422-5777 • FAX (516) 422-5770

LAB NO. C971884/10

05/15/97

Geraghty & Miller, Incorporated
88 Duryea Road
Melville, NY 11747
ATTN: Robert Porsche

SOURCE OF SAMPLE: Bethpage, NY0008132.006
COLLECTED BY: Client DATE COL'D: 04/30/97 RECEIVED: 05/01/97

SAMPLE: Soil sample, T1-D-4, 2-4
UNITS: ug/Kg

ANALYTICAL PARAMETERS

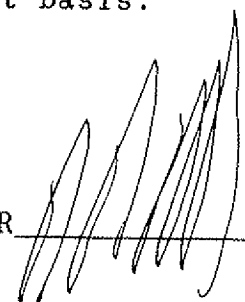
Naphthalene	<33
Acenaphthene	<33
Fluorene	<33
Phenanthrene	<33
Anthracene	<33
Fluoranthene	<33
Pyrene	<33
Benzo(a)anthracene	<33
Chrysene	<33
Benzo(b)fluoranthene	<33
Benzo(k)fluoranthene	<33
Benzo(a)pyrene	<33
Dibenzo(a,h)anthracene	<33
Indeno(1,2,3-cd)pyrene	<33
Benzo(ghi)perylene	<33

ANALYTICAL PARAMETERS

cc:

REMARKS: EPA Method 8270.
Results reported on a dry weight basis.

DIRECTOR



rn# 12494

NYSDOH ID# 10320

377 SHEFFIELD AVE. • N. BABYLON, N.Y. 11703 • (516) 422-5777 • FAX (516) 422-5770

LAB NO.C971884/10

05/15/97

Geraghty & Miller, Incorporated
88 Duryea Road
Melville, NY 11747
ATTN: Robert Porsche

SOURCE OF SAMPLE: Bethpage, NY0008132.006
COLLECTED BY: Client DATE COL'D:04/30/97 RECEIVED:05/01/97

SAMPLE: Soil sample, T1-D-4, 2-4

ANALYTICAL PARAMETERS

Arsenic as As	mg/Kg	1.3
Barium as Ba	mg/Kg	5.8
Cadmium as Cd	mg/Kg	<0.11
Chromium as Cr	mg/Kg	3.4
Lead as Pb	mg/Kg	2.6
Mercury as Hg	mg/Kg	0.006
Selenium as Se	mg/Kg	<0.44
Silver as Ag	mg/Kg	<0.11

ANALYTICAL PARAMETERS

cc:

REMARKS: Results reported on a dry weight basis.

DIRECTOR _____



rn= 12495

NYSDOH ID# 10320

377 SHEFFIELD AVE. • N. BABYLON, N.Y. 11703 • (516) 422-5777 • FAX (516) 422-5770

LAB NO. C971884/7

05/15/97

Geraghty & Miller, Incorporated
88 Duryea Road
Melville, NY 11747
ATTN: Robert Porsche

SOURCE OF SAMPLE: Bethpage, NY0008132.006
COLLECTED BY: Client DATE COL'D: 04/30/97 RECEIVED: 05/01/97

SAMPLE: Soil sample, T1-D-5, 0-2

ANALYTICAL PARAMETERS

Chloromethane	ug/Kg	<1
Vinyl Chloride	ug/Kg	<1
Bromomethane	ug/Kg	<1
Chloroethane	ug/Kg	<1
Trichlorofluomethane	ug/Kg	<1
1,1 Dichloroethene	ug/Kg	<1
Methylene Chloride	ug/Kg	<1
t-1,2-Dichloroethene	ug/Kg	<1
1,1 Dichloroethane	ug/Kg	<1
Chloroform	ug/Kg	<1
111 Trichloroethane	ug/Kg	<1
Carbon Tetrachloride	ug/Kg	<1
Benzene	ug/Kg	<1
1,2 Dichloroethane	ug/Kg	<1
Trichloroethene	ug/Kg	<1
1,2 Dichloropropane	ug/Kg	<1
Bromodichloromethane	ug/Kg	<1
2chloroethvinylether	ug/Kg	<1
t-1,3Dichloropropene	ug/Kg	<1
Toluene	ug/Kg	<1
c-1,3Dichloropropene	ug/Kg	<1
112 Trichloroethane	ug/Kg	<1
Tetrachloroethene	ug/Kg	<1
Chlorodibromomethane	ug/Kg	<1
Chlorobenzene	ug/Kg	<1

ANALYTICAL PARAMETERS

Ethyl Benzene	ug/Kg	<1
m + p Xylene	ug/Kg	<2
o Xylene	ug/Kg	<1
Bromoform	ug/Kg	<1
1122Tetrachloroethan	ug/Kg	<1
1,2 Dichlorobenzene	ug/Kg	<1
1,3 Dichlorobenzene	ug/Kg	<1
1,4 Dichlorobenzene	ug/Kg	<1
Isopropylbenzene	ug/Kg	<1
n-Propylbenzene	ug/Kg	<1
p-Isopropyltoluene	ug/Kg	<1
124-Trimethylbenzene	ug/Kg	<1
135-Trimethylbenzene	ug/Kg	<1
n-Butylbenzene	ug/Kg	<1
sec-Butylbenzene	ug/Kg	<1
Naphthalene	ug/Kg	<1
ter. ButylMethylEther	ug/Kg	<1

cc:

REMARKS: Analysis was performed by GC/MS, EPA Method 8260.
Results reported on a dry weight basis.

DIRECTOR 

rn= 12480

NYSDOH ID# 10320

377 SHEFFIELD AVE. • N. BABYLON, N.Y. 11703 • (516) 422-5777 • FAX (516) 422-5770

LAB NO. C971884/7

05/15/97

Geraghty & Miller, Incorporated
88 Duryea Road
Melville, NY 11747
ATTN: Robert Porsche

SOURCE OF SAMPLE: Bethpage, NY0008132.006
COLLECTED BY: Client DATE COL'D: 04/30/97 RECEIVED: 05/01/97
SAMPLE: Soil sample, T1-D-5, 0-2

ANALYTICAL PARAMETERS
Petrol. Hydrocarbons mg/Kg <11
% Solids 92

ANALYTICAL PARAMETERS

cc:

REMARKS: EPA Method 418.1.
Results reported on a dry weight basis.

DIRECTOR _____


rn= 12481

NYSDOH ID# 10320

377 SHEFFIELD AVE. • N. BABYLON, N.Y. 11703 • (516) 422-5777 • FAX (516) 422-5770

LAB NO. C971884/7

05/15/97

Geraghty & Miller, Incorporated
88 Duryea Road
Melville, NY 11747
ATTN: Robert Porsche

SOURCE OF SAMPLE: Bethpage, NY0008132.006
COLLECTED BY: Client DATE COL'D: 04/30/97 RECEIVED: 05/01/97

SAMPLE: Soil sample, T1-D-5, 0-2
UNITS: ug/Kg

ANALYTICAL PARAMETERS

Naphthalene	<33
Acenaphthene	<33
Fluorene	<33
Phenanthrene	<33
Anthracene	<33
Fluoranthene	<33
Pyrene	<33
Benzo(a)anthracene	<33
Chrysene	<33
Benzo(b)fluoranthene	<33
Benzo(k)fluoranthene	<33
Benzo(a)pyrene	<33
Dibenzo(a,h)anthracene	<33
Indeno(1,2,3-cd)pyrene	<33
Benzo(ghi)perylene	<33

ANALYTICAL PARAMETERS

cc:

REMARKS: EPA Method 8270.
Results reported on a dry weight basis.

DIRECTOR _____



rn# 12482

NYSDOH ID# 10320

377 SHEFFIELD AVE. • N. BABYLON, N.Y. 11703 • (516) 422-5777 • FAX (516) 422-5770

LAB NO. C971884/7

05/15/97

Geraghty & Miller, Incorporated
88 Duryea Road
Melville, NY 11747
ATTN: Robert Porsche

SOURCE OF SAMPLE: Bethpage, NY0008132.006
COLLECTED BY: Client DATE COL'D: 04/30/97 RECEIVED: 05/01/97

SAMPLE: Soil sample, T1-D-5, 0-2

ANALYTICAL PARAMETERS

Arsenic as As	mg/Kg	1.7
Barium as Ba	mg/Kg	10
Cadmium as Cd	mg/Kg	<0.11
Chromium as Cr	mg/Kg	5.5
Lead as Pb	mg/Kg	7.2
Mercury as Hg	mg/Kg	0.015
Selenium as Se	mg/Kg	<0.43
Silver as Ag	mg/Kg	<0.11

ANALYTICAL PARAMETERS

cc:

REMARKS: Results reported on a dry weight basis.

DIRECTOR 

rn= 12483

NYSDOH ID# 10320

377 SHEFFIELD AVE. • N. BABYLON, N.Y. 11703 • (516) 422-5777 • FAX (516) 422-5770

LAB NO. C971884/8

05/15/97

Geraghty & Miller, Incorporated
88 Duryea Road
Melville, NY 11747

ATTN: Robert Porsche

SOURCE OF SAMPLE: Bethpage, NY0008132.006
COLLECTED BY: Client DATE COL'D:04/30/97 RECEIVED:05/01/97

SAMPLE: Soil sample, T1-D-5, 2-4

ANALYTICAL PARAMETERS

Chloromethane	ug/Kg	<1
Vinyl Chloride	ug/Kg	<1
Bromomethane	ug/Kg	<1
Chloroethane	ug/Kg	<1
Trichlorofluomethane	ug/Kg	<1
1,1 Dichloroethene	ug/Kg	<1
Methylene Chloride	ug/Kg	<1
t-1,2-Dichloroethene	ug/Kg	<1
1,1 Dichloroethane	ug/Kg	<1
Chloroform	ug/Kg	<1
111 Trichloroethane	ug/Kg	<1
Carbon Tetrachloride	ug/Kg	<1
Benzene	ug/Kg	<1
1,2 Dichloroethane	ug/Kg	<1
Trichloroethene	ug/Kg	<1
1,2 Dichloropropane	ug/Kg	<1
Bromodichloromethane	ug/Kg	<1
2chloroethvinylether	ug/Kg	<1
t-1,3Dichloropropene	ug/Kg	<1
Toluene	ug/Kg	<1
c-1,3Dichloropropene	ug/Kg	<1
112 Trichloroethane	ug/Kg	<1
Tetrachloroethene	ug/Kg	<1
Chlorodibromomethane	ug/Kg	<1
Chlorobenzene	ug/Kg	<1


ANALYTICAL PARAMETERS

Ethyl Benzene	ug/Kg	<1
m + p Xylene	ug/Kg	<2
o Xylene	ug/Kg	<1
Bromoform	ug/Kg	<1
1122Tetrachloroethan	ug/Kg	<1
1,2 Dichlorobenzene	ug/Kg	<1
1,3 Dichlorobenzene	ug/Kg	<1
1,4 Dichlorobenzene	ug/Kg	<1
Isopropylbenzene	ug/Kg	<1
n-Propylbenzene	ug/Kg	<1
p-Isopropyltoluene	ug/Kg	<1
124-Trimethylbenzene	ug/Kg	<1
135-Trimethylbenzene	ug/Kg	<1
n-Butylbenzene	ug/Kg	<1
sec-Butylbenzene	ug/Kg	<1
Naphthalene	ug/Kg	<1
ter. ButylMethylEther	ug/Kg	<1

cc:

REMARKS: Analysis was performed by GC/MS, EPA Method 8260.
Results reported on a dry weight basis.

DIRECTOR



rn= 12484

NYSDOH ID# 10320

377 SHEFFIELD AVE. • N. BABYLON, N.Y. 11703 • (516) 422-5777 • FAX (516) 422-5770

LAB NO. C971884/8

05/15/97

Geraghty & Miller, Incorporated
88 Duryea Road
Melville, NY 11747

ATTN: Robert Porsche

SOURCE OF SAMPLE: Bethpage, NY0008132.006
COLLECTED BY: Client DATE COL'D: 04/30/97 RECEIVED: 05/01/97

SAMPLE: Soil sample, T1-D-5, 2-4

ANALYTICAL PARAMETERS
Petrol. Hydrocarbons mg/Kg <11
% Solids 94

ANALYTICAL PARAMETERS

cc:

REMARKS: EPA Method 418.1.
Results reported on a dry weight basis.

DIRECTOR _____



rn= 12485

NYSDOH ID# 10320

377 SHEFFIELD AVE. • N. BABYLON, N.Y. 11703 • (516) 422-5777 • FAX (516) 422-5770

LAB NO. C971884/8

05/15/97

Geraghty & Miller, Incorporated
88 Duryea Road
Melville, NY 11747
ATTN: Robert Porsche

SOURCE OF SAMPLE: Bethpage, NY0008132.006
COLLECTED BY: Client DATE COL'D: 04/30/97 RECEIVED: 05/01/97

SAMPLE: Soil sample, T1-D-5, 2-4
UNITS: ug/Kg

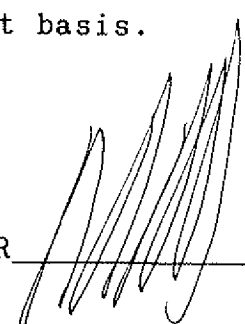
ANALYTICAL PARAMETERS	
Naphthalene	<32
Acenaphthene	<32
Fluorene	<32
Phenanthrene	<32
Anthracene	<32
Fluoranthene	<32
Pyrene	<32
Benzo(a)anthracene	<32
Chrysene	<32
Benzo(b)fluoranthene	<32
Benzo(k)fluoranthene	<32
Benzo(a)pyrene	<32
Dibenzo(a,h)anthracene	<32
Indeno(1,2,3-cd)pyrene	<32
Benzo(ghi)perylene	<32

ANALYTICAL PARAMETERS

cc:

REMARKS: EPA Method 8270.
Results reported on a dry weight basis.

DIRECTOR _____



rn= 12486

NYSDOH ID# 10320

377 SHEFFIELD AVE. • N. BABYLON, N.Y. 11703 • (516) 422-5777 • FAX (516) 422-5770

LAB NO. C971884/8

05/15/97

Geraghty & Miller, Incorporated
88 Duryea Road
Melville, NY 11747
ATTN: Robert Porsche

SOURCE OF SAMPLE: Bethpage, NY0008132.006
COLLECTED BY: Client DATE COL'D: 04/30/97 RECEIVED: 05/01/97

SAMPLE: Soil sample, T1-D-5, 2-4

ANALYTICAL PARAMETERS

Arsenic as As	mg/Kg	2
Barium as Ba	mg/Kg	11
Cadmium as Cd	mg/Kg	<0.11
Chromium as Cr	mg/Kg	5.2
Lead as Pb	mg/Kg	2.5
Mercury as Hg	mg/Kg	<0.0053
Selenium as Se	mg/Kg	<0.43
Silver as Ag	mg/Kg	<0.11

ANALYTICAL PARAMETERS

cc:

REMARKS: Results reported on a dry weight basis.

DIRECTOR _____



rn= 12487

NYSDOH ID# 10320

377 SHEFFIELD AVE. • N. BABYLON, N.Y. 11703 • (516) 422-5777 • FAX (516) 422-5770

LAB NO. C971929/3

05/19/97

Geraghty & Miller, Incorporated
88 Duryea Road
Melville, NY 11747
ATTN: Robert Porsche

SOURCE OF SAMPLE: Bethpage, NY0008.132
COLLECTED BY: Client DATE COL'D: 05/02/97 RECEIVED: 05/02/97

SAMPLE: Soil sample, T1-D6, 0-2

ANALYTICAL PARAMETERS

Chloromethane	ug/Kg	<1
Vinyl Chloride	ug/Kg	<1
Bromomethane	ug/Kg	<1
Chloroethane	ug/Kg	<1
Trichlorofluomethane	ug/Kg	<1
1,1 Dichloroethene	ug/Kg	<1
Methylene Chloride	ug/Kg	<1
t-1,2-Dichloroethene	ug/Kg	<1
1,1 Dichloroethane	ug/Kg	<1
Chloroform	ug/Kg	<1
111 Trichloroethane	ug/Kg	<1
Carbon Tetrachloride	ug/Kg	<1
Benzene	ug/Kg	<1
1,2 Dichloroethane	ug/Kg	<1
Trichloroethene	ug/Kg	<1
1,2 Dichloropropane	ug/Kg	<1
Bromodichloromethane	ug/Kg	<1
2chloroethvinylether	ug/Kg	<1
t-1,3Dichloropropene	ug/Kg	<1
Toluene	ug/Kg	<1
c-1,3Dichloropropene	ug/Kg	<1
112 Trichloroethane	ug/Kg	<1
Tetrachloroethene	ug/Kg	<1
Chlorodibromomethane	ug/Kg	<1
Chlorobenzene	ug/Kg	<1

ANALYTICAL PARAMETERS

Ethyl Benzene	ug/Kg	<1
m + p Xylene	ug/Kg	<2
o Xylene	ug/Kg	<1
Bromoform	ug/Kg	<1
1122Tetrachloroethan	ug/Kg	<1
1,2 Dichlorobenzene	ug/Kg	<1
1,3 Dichlorobenzene	ug/Kg	<1
1,4 Dichlorobenzene	ug/Kg	<1
Isopropylbenzene	ug/Kg	<1
n-Propylbenzene	ug/Kg	<1
p-Isopropyltoluene	ug/Kg	<1
124-Trimethylbenzene	ug/Kg	<1
135-Trimethylbenzene	ug/Kg	<1
n-Butylbenzene	ug/Kg	<1
sec-Butylbenzene	ug/Kg	<1
Naphthalene	ug/Kg	<1
ter. ButylMethylEther	ug/Kg	<1

cc:

REMARKS: Analysis was performed by GC/MS, EPA Method 8260.
Results reported on a dry weight basis.

DIRECTOR



377 SHEFFIELD AVE. • N. BABYLON, N.Y. 11703 • (516) 422-5777 • FAX (516) 422-5770

LAB NO. C971929/3

05/19/97

Geraghty & Miller, Incorporated
88 Duryea Road
Melville, NY 11747
ATTN: Robert Porsche

SOURCE OF SAMPLE: Bethpage, NY0008.132
COLLECTED BY: Client DATE COL'D: 05/02/97 RECEIVED: 05/02/97

SAMPLE: Soil sample, T1-D6, 0-2


ANALYTICAL PARAMETERS
Petrol. Hydrocarbons mg/Kg 15
% Solids 92

ANALYTICAL PARAMETERS

cc:

REMARKS: EPA Method 418.1.
Results reported on a dry weight basis.

DIRECTOR _____



rn# 12733

NYSDOH ID# 10320

377 SHEFFIELD AVE. • N. BABYLON, N.Y. 11703 • (516) 422-5777 • FAX (516) 422-5770

LAB NO. C971929/3

05/19/97

Geraghty & Miller, Incorporated
88 Duryea Road
Melville, NY 11747
ATTN: Robert Porsche

SOURCE OF SAMPLE: Bethpage, NY0008.132
COLLECTED BY: Client DATE COL'D: 05/02/97 RECEIVED: 05/02/97

SAMPLE: Soil sample, T1-D6, 0-2
UNITS: ug/Kg

ANALYTICAL PARAMETERS

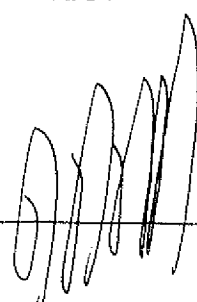
Naphthalene	<33
Acenaphthene	<33
Fluorene	<33
Phenanthrene	34
Anthracene	<33
Fluoranthene	63
Pyrene	66
Benzo(a)anthracene	<33
Chrysene	34
Benzo(b)fluoranthene	<33
Benzo(k)fluoranthene	<33
Benzo(a)pyrene	<33
Dibenzo(a,h)anthracene	<33
Indeno(1,2,3-cd)pyrene	<33
Benzo(ghi)perylene	<33

ANALYTICAL PARAMETERS

cc:

REMARKS: EPA Method 8270.
Results reported on a dry weight basis.

DIRECTOR _____



377 SHEFFIELD AVE. • N. BABYLON, N.Y. 11703 • (516) 422-5777 • FAX (516) 422-5770

LAB NO. C971929/3

05/19/97

Geraghty & Miller, Incorporated
88 Duryea Road
Melville, NY 11747
ATTN: Robert Porsche

SOURCE OF SAMPLE: Bethpage, NY0008.132
COLLECTED BY: Client DATE COL'D: 05/02/97 RECEIVED: 05/02/97

SAMPLE: Soil sample, T1-D6, 0-2

ANALYTICAL PARAMETERS

Arsenic as As	mg/Kg	2.2
Barium as Ba	mg/Kg	15
Cadmium as Cd	mg/Kg	<0.11
Chromium as Cr	mg/Kg	7.8
Lead as Pb	mg/Kg	5.2
Mercury as Hg	mg/Kg	0.023
Selenium as Se	mg/Kg	<0.43
Silver as Ag	mg/Kg	<0.11

ANALYTICAL PARAMETERS

cc:

REMARKS: Results reported on a dry weight basis.

DIRECTOR _____



rn= 12735

NYSDOH ID# 10320

377 SHEFFIELD AVE. • N. BABYLON, N.Y. 11703 • (516) 422-5777 • FAX (516) 422-5770

LAB NO. C971929/3

05/19/97

Geraghty & Miller, Incorporated
88 Duryea Road
Melville, NY 11747

ATTN: Robert Porsche

SOURCE OF SAMPLE: Bethpage, NY0008.132
COLLECTED BY: Client DATE COL'D:05/02/97 RECEIVED:05/02/97

SAMPLE: Soil sample, T1-D6, 0-2

ANALYTICAL PARAMETERS

Diesel	ug/Kg	<220*
#2 Fuel Oil	ug/Kg	<220*
#4 Fuel Oil	ug/Kg	<220*
#6 Fuel Oil	ug/Kg	<220*
Lubricating Oil	ug/Kg	<220*
Mineral Spirits	ug/Kg	<220*
JP4	ug/Kg	<220*
JP5	ug/Kg	<220*
Jet A	ug/Kg	<220*
Kerosene	ug/Kg	<220*

ANALYTICAL PARAMETERS

cc:

REMARKS: Results reported on a dry weight basis.
Analyses performed by Modified 8015 Method.
Diesel Range Organics.
*Sample contains unknown product at 16000ug/Kg(quantified as #6 Fuel Oil).

DIRECTOR _____



rn= 12922

NYSDOH ID# 10320

377 SHEFFIELD AVE. • N. BABYLON, N.Y. 11703 • (516) 422-5777 • FAX (516) 422-5770

LAB NO. C971929/3

05/19/97

Geraghty & Miller, Incorporated
88 Duryea Road
Melville, NY 11747

ATTN: Robert Porsche

SOURCE OF SAMPLE: Bethpage, NY0008.132, TCLPSTARBN

COLLECTED BY: Client DATE COL'D: 05/02/97 RECEIVED: 05/02/97

SAMPLE: Soil sample, T1-D6, 0-2

UNITS: ug/L*

ANALYTICAL PARAMETERS

ANALYTICAL PARAMETERS

Naphthalene	<10
Acenaphthene	<10
Fluorene	<10
Phenanthrene	<10
Anthracene	<10
Fluoranthene	<10
Pyrene	<10
Benzo(a)anthracene	<10
Chrysene	<10
Benzo(b)fluoranthene	<10
Benzo(k)fluoranthene	<10
Benzo(a)pyrene	<10
Indeno(1,2,3-cd)pyrene	<10
Dibenzo(a,h)anthracene	<10
Benzo(ghi)perylene	<10

-
-

cc:

REMARKS: * Analysis performed on TCLP Leachate according to USEPA Method 1311.

DIRECTOR



rn= 13111

NYSDOH ID# 10320

377 SHEFFIELD AVE. • N. BABYLON, N.Y. 11703 • (516) 422-5777 • FAX (516) 422-5770

LAB NO. C971929/4

05/19/97

Geraghty & Miller, Incorporated
88 Duryea Road
Melville, NY 11747

ATTN: Robert Porsche

SOURCE OF SAMPLE: Bethpage, NY0008.132
COLLECTED BY: Client DATE COL'D: 05/02/97 RECEIVED: 05/02/97

SAMPLE: Soil sample, T1-D6, 2-4

ANALYTICAL PARAMETERS

Chloromethane	ug/Kg	<1
Vinyl Chloride	ug/Kg	<1
Bromomethane	ug/Kg	<1
Chloroethane	ug/Kg	<1
Trichlorofluomethane	ug/Kg	<1
1,1 Dichloroethene	ug/Kg	<1
Methylene Chloride	ug/Kg	<1
t-1,2-Dichloroethene	ug/Kg	<1
1,1 Dichloroethane	ug/Kg	<1
Chloroform	ug/Kg	<1
111 Trichloroethane	ug/Kg	<1
Carbon Tetrachloride	ug/Kg	<1
Benzene	ug/Kg	<1
1,2 Dichloroethane	ug/Kg	<1
Trichloroethene	ug/Kg	<1
1,2 Dichloropropane	ug/Kg	<1
Bromodichloromethane	ug/Kg	<1
2chloroethvinylether	ug/Kg	<1
t-1,3Dichloropropene	ug/Kg	<1
Toluene	ug/Kg	<1
c-1,3Dichloropropene	ug/Kg	<1
112 Trichloroethane	ug/Kg	<1
Tetrachloroethene	ug/Kg	<1
Chlorodibromomethane	ug/Kg	<1
Chlorobenzene	ug/Kg	<1


ANALYTICAL PARAMETERS

Ethyl Benzene	ug/Kg	<1
m + p Xylene	ug/Kg	<2
o Xylene	ug/Kg	<1
Bromoform	ug/Kg	<1
1122Tetrachloroethan	ug/Kg	<1
1,2 Dichlorobenzene	ug/Kg	<1
1,3 Dichlorobenzene	ug/Kg	<1
1,4 Dichlorobenzene	ug/Kg	<1
Isopropylbenzene	ug/Kg	<1
n-Propylbenzene	ug/Kg	<1
p-Isopropyltoluene	ug/Kg	<1
124-Trimethylbenzene	ug/Kg	<1
135-Trimethylbenzene	ug/Kg	<1
n-Butylbenzene	ug/Kg	<1
sec-Butylbenzene	ug/Kg	<1
Naphthalene	ug/Kg	<1
ter. ButylMethylEther	ug/Kg	<1

cc:

REMARKS: Analysis was performed by GC/MS, EPA Method 8260.
Results reported on a dry weight basis.

DIRECTOR _____



rn= 12736

NYSDOH ID# 10320

377 SHEFFIELD AVE. • N. BABYLON, N.Y. 11703 • (516) 422-5777 • FAX (516) 422-5770

LAB NO. C971929/4

05/19/97

Geraghty & Miller, Incorporated
88 Duryea Road
Melville, NY 11747
ATTN: Robert Porsche

SOURCE OF SAMPLE: Bethpage, NY0008.132
COLLECTED BY: Client DATE COL'D: 05/02/97 RECEIVED: 05/02/97

SAMPLE: Soil sample, T1-D6, 2-4


ANALYTICAL PARAMETERS
Petrol. Hydrocarbons mg/Kg 13
% Solids 90

ANALYTICAL PARAMETERS

cc:

REMARKS: EPA Method 418.1.
Results reported on a dry weight basis.

DIRECTOR _____



rn= 12737

NYSDOH ID# 10320

377 SHEFFIELD AVE. • N. BABYLON, N.Y. 11703 • (516) 422-5777 • FAX (516) 422-5770

LAB NO. C971929/4

05/19/97

Geraghty & Miller, Incorporated
88 Duryea Road
Melville, NY 11747
ATTN: Robert Porsche

SOURCE OF SAMPLE: Bethpage, NY0008.132
COLLECTED BY: Client DATE COL'D: 05/02/97 RECEIVED: 05/02/97

SAMPLE: Soil sample, T1-D6, 2-4
UNITS: ug/Kg

ANALYTICAL PARAMETERS

Naphthalene	<33
Acenaphthene	<33
Fluorene	<33
Phenanthrene	<33
Anthracene	<33
Fluoranthene	<33
Pyrene	<33
Benzo(a)anthracene	<33
Chrysene	<33
Benzo(b)fluoranthene	<33
Benzo(k)fluoranthene	<33
Benzo(a)pyrene	<33
Dibenzo(a,h)anthracene	<33
Indeno(1,2,3-cd)pyrene	<33
Benzo(ghi)perylene	<33

ANALYTICAL PARAMETERS

cc:

REMARKS: EPA Method 8270.
Results reported on a dry weight basis.

DIRECTOR _____



rn= 12738

NYSDOH ID# 10320

377 SHEFFIELD AVE. • N. BABYLON, N.Y. 11703 • (516) 422-5777 • FAX (516) 422-5770

LAB NO. C971929/4

05/19/97

Geraghty & Miller, Incorporated
88 Duryea Road
Melville, NY 11747

ATTN: Robert Porsche

SOURCE OF SAMPLE: Bethpage, NY0008.132

COLLECTED BY: Client DATE COL'D: 05/02/97 RECEIVED: 05/02/97

SAMPLE: Soil sample, T1-D6, 2-4

ANALYTICAL PARAMETERS

Arsenic as As	mg/Kg	2.2
Barium as Ba	mg/Kg	13
Cadmium as Cd	mg/Kg	<0.11
Chromium as Cr	mg/Kg	6
Lead as Pb	mg/Kg	4.3
Mercury as Hg	mg/Kg	0.029
Selenium as Se	mg/Kg	<0.44
Silver as Ag	mg/Kg	<0.11

ANALYTICAL PARAMETERS

cc:

REMARKS: Results reported on a dry weight basis.

DIRECTOR



rn= 12739

NYSDOH ID# 10320

377 SHEFFIELD AVE. • N. BABYLON, N.Y. 11703 • (516) 422-5777 • FAX (516) 422-5770

LAB NO. C971929/4

05/19/97

Geraghty & Miller, Incorporated
88 Duryea Road
Melville, NY 11747
ATTN: Robert Porsche

SOURCE OF SAMPLE: Bethpage, NY0008.132
COLLECTED BY: Client DATE COL'D: 05/02/97 RECEIVED: 05/02/97

SAMPLE: Soil sample. T1-D6, 2-4

ANALYTICAL PARAMETERS


Diesel	ug/Kg	<220
#2 Fuel Oil	ug/Kg	<220
#4 Fuel Oil	ug/Kg	<220
#6 Fuel Oil	ug/Kg	<220
Lubricating Oil	ug/Kg	<220
Mineral Spirits	ug/Kg	<220
JP4	ug/Kg	<220
JP5	ug/Kg	<220
Jet A	ug/Kg	<220
Kerosene	ug/Kg	<220

ANALYTICAL PARAMETERS

cc:

REMARKS: Results reported on a dry weight basis.
Analyses performed by Modified 8015 Method.
Diesel Range Organics.

DIRECTOR _____



rn= 12923

NYSDOH ID# 10320

377 SHEFFIELD AVE. • N. BABYLON, N.Y. 11703 • (516) 422-5777 • FAX (516) 422-5770

LAB NO. C971884/5

05/15/97

Geraghty & Miller, Incorporated
88 Duryea Road
Melville, NY 11747
ATTN: Robert Porsche

SOURCE OF SAMPLE: Bethpage, NY0008132.006
COLLECTED BY: Client DATE COL'D: 04/30/97 RECEIVED: 05/01/97

SAMPLE: Soil sample, T1-D-7, 0-2

ANALYTICAL PARAMETERS

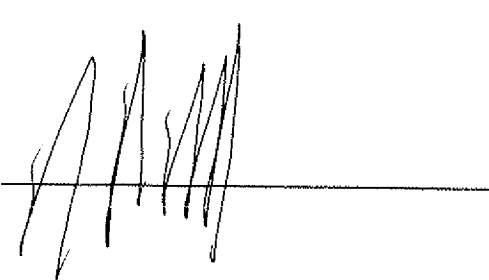
Chloromethane	ug/Kg	<2
Vinyl Chloride	ug/Kg	<2
Bromomethane	ug/Kg	<2
Chloroethane	ug/Kg	<2
Trichlorofluomethane	ug/Kg	<2
1,1 Dichloroethene	ug/Kg	<2
Methylene Chloride	ug/Kg	<2
t-1,2-Dichloroethene	ug/Kg	<2
1,1 Dichloroethane	ug/Kg	<2
Chloroform	ug/Kg	<2
111 Trichloroethane	ug/Kg	<2
Carbon Tetrachloride	ug/Kg	<2
Benzene	ug/Kg	<2
1,2 Dichloroethane	ug/Kg	<2
Trichloroethene	ug/Kg	<2
1,2 Dichloropropane	ug/Kg	<2
Bromodichloromethane	ug/Kg	<2
2chloroethvinylether	ug/Kg	<2
t-1,3Dichloropropene	ug/Kg	<2
Toluene	ug/Kg	<2
c-1,3Dichloropropene	ug/Kg	<2
112 Trichloroethane	ug/Kg	<2
Tetrachloroethene	ug/Kg	<2
Chlorodibromomethane	ug/Kg	<2
Chlorobenzene	ug/Kg	<2

ANALYTICAL PARAMETERS

Ethyl Benzene	ug/Kg	<2
m + p Xylene	ug/Kg	<4
o Xylene	ug/Kg	<2
Bromoform	ug/Kg	<2
1122Tetrachloroethan	ug/Kg	<2
1,2 Dichlorobenzene	ug/Kg	<2
1,3 Dichlorobenzene	ug/Kg	<2
1,4 Dichlorobenzene	ug/Kg	<2
Isopropylbenzene	ug/Kg	<2
n-Propylbenzene	ug/Kg	<2
p-Isopropyltoluene	ug/Kg	<2
124-Trimethylbenzene	ug/Kg	<2
135-Trimethylbenzene	ug/Kg	<2
n-Butylbenzene	ug/Kg	<2
sec-Butylbenzene	ug/Kg	<2
Naphthalene	ug/Kg	<2
ter. ButylMethylEther	ug/Kg	<2

cc:

REMARKS: Analysis was performed by GC/MS, EPA Method 8260.
Results reported on a dry weight basis.

DIRECTOR 

rn= 12472

NYSDOH ID# 10320

377 SHEFFIELD AVE. • N. BABYLON, N.Y. 11703 • (516) 422-5777 • FAX (516) 422-5770

LAB NO. C971884/5

05/15/97

Geraghty & Miller, Incorporated
88 Duryea Road
Melville, NY 11747
ATTN: Robert Porsche

SOURCE OF SAMPLE: Bethpage, NY0008132.006
COLLECTED BY: Client DATE COL'D: 04/30/97 RECEIVED: 05/01/97

SAMPLE: Soil sample, T1-D-7, 0-2

ANALYTICAL PARAMETERS
Petrol. Hydrocarbons mg/Kg <11
% Solids 92

ANALYTICAL PARAMETERS

cc:

REMARKS: EPA Method 418.1.
Results reported on a dry weight basis.

DIRECTOR 

rn= 12473

NYSDOH ID# 10320

377 SHEFFIELD AVE. • N. BABYLON, N.Y. 11703 • (516) 422-5777 • FAX (516) 422-5770

LAB NO. C971884/5

05/15/97

Geraghty & Miller, Incorporated
88 Duryea Road
Melville, NY 11747
ATTN: Robert Porsche

SOURCE OF SAMPLE: Bethpage, NY0008132.006
COLLECTED BY: Client DATE COL'D: 04/30/97 RECEIVED: 05/01/97

SAMPLE: Soil sample, T1-D-7, 0-2
UNITS: ug/Kg

ANALYTICAL PARAMETERS

Naphthalene	<33
Acenaphthene	<33
Fluorene	<33
Phenanthrene	<33
Anthracene	<33
Fluoranthene	<33
Pyrene	<33
Benzo(a)anthracene	<33
Chrysene	<33
Benzo(b)fluoranthene	<33
Benzo(k)fluoranthene	<33
Benzo(a)pyrene	<33
Dibenzo(a,h)anthracene	<33
Indeno(1,2,3-cd)pyrene	<33
Benzo(ghi)perylene	<33

ANALYTICAL PARAMETERS

cc:

REMARKS: EPA Method 8270.
Results reported on a dry weight basis.

DIRECTOR _____



rn= 12474

NYSDOH ID# 10320

377 SHEFFIELD AVE. • N. BABYLON, N.Y. 11703 • (516) 422-5777 • FAX (516) 422-5770

LAB NO.C971884/5

05/15/97

Geraghty & Miller, Incorporated
88 Duryea Road
Melville, NY 11747
ATTN: Robert Porsche

SOURCE OF SAMPLE: Bethpage, NY0008132.006
COLLECTED BY: Client DATE COL'D:04/30/97 RECEIVED:05/01/97

SAMPLE: Soil sample, T1-D-7, 0-2

ANALYTICAL PARAMETERS

Arsenic as As	mg/Kg	0.75
Barium as Ba	mg/Kg	3.7
Cadmium as Cd	mg/Kg	0.11
Chromium as Cr	mg/Kg	3
Lead as Pb	mg/Kg	6.4
Mercury as Hg	mg/Kg	0.0059
Selenium as Se	mg/Kg	<0.43
Silver as Ag	mg/Kg	<0.11

ANALYTICAL PARAMETERS

cc:

REMARKS: Results reported on a dry weight basis.

DIRECTOR 

rn= 12475

NYSDOH ID# 10320

377 SHEFFIELD AVE. • N. BABYLON, N.Y. 11703 • (516) 422-5777 • FAX (516) 422-5770

LAB NO. C971884/6

05/15/97

Geraghty & Miller, Incorporated
88 Duryea Road
Melville, NY 11747
ATTN: Robert Porsche

SOURCE OF SAMPLE: Bethpage. NY0008132.006
COLLECTED BY: Client DATE COL'D: 04/30/97 RECEIVED: 05/01/97

SAMPLE: Soil sample, T1-D-7, 2-4

ANALYTICAL PARAMETERS

Chloromethane	ug/Kg	<1
Vinyl Chloride	ug/Kg	<1
Bromomethane	ug/Kg	<1
Chloroethane	ug/Kg	<1
Trichlorofluomethane	ug/Kg	<1
1,1 Dichloroethene	ug/Kg	<1
Methylene Chloride	ug/Kg	<1
t-1,2-Dichloroethene	ug/Kg	<1
1,1 Dichloroethane	ug/Kg	<1
Chloroform	ug/Kg	<1
111 Trichloroethane	ug/Kg	<1
Carbon Tetrachloride	ug/Kg	<1
Benzene	ug/Kg	<1
1,2 Dichloroethane	ug/Kg	<1
Trichloroethene	ug/Kg	<1
1,2 Dichloropropane	ug/Kg	<1
Bromodichloromethane	ug/Kg	<1
2chloroethvinylether	ug/Kg	<1
t-1,3Dichloropropene	ug/Kg	<1
Toluene	ug/Kg	<1
c-1,3Dichloropropene	ug/Kg	<1
112 Trichloroethane	ug/Kg	<1
Tetrachloroethene	ug/Kg	<1
Chlorodibromomethane	ug/Kg	<1
Chlorobenzene	ug/Kg	<1

ANALYTICAL PARAMETERS

Ethyl Benzene	ug/Kg	<1
m + p Xylene	ug/Kg	<2
o Xylene	ug/Kg	<1
Bromoform	ug/Kg	<1
1122Tetrachloroethan	ug/Kg	<1
1,2 Dichlorobenzene	ug/Kg	<1
1,3 Dichlorobenzene	ug/Kg	<1
1,4 Dichlorobenzene	ug/Kg	<1
Isopropylbenzene	ug/Kg	<1
n-Propylbenzene	ug/Kg	<1
p-Isopropyltoluene	ug/Kg	<1
124-Trimethylbenzene	ug/Kg	<1
135-Trimethylbenzene	ug/Kg	<1
n-Butylbenzene	ug/Kg	<1
sec-Butylbenzene	ug/Kg	<1
Naphthalene	ug/Kg	<1
ter. ButylMethylEther	ug/Kg	<1

cc:

REMARKS: Analysis was performed by GC/MS, EPA Method 8260.
Results reported on a dry weight basis.

DIRECTOR 

rn= 12476

NYSDOH ID# 10320

377 SHEFFIELD AVE. • N. BABYLON, N.Y. 11703 • (516) 422-5777 • FAX (516) 422-5770

LAB NO. C971884/6

05/15/97

Geraghty & Miller, Incorporated
88 Duryea Road
Melville, NY 11747
ATTN: Robert Porsche

SOURCE OF SAMPLE: Bethpage, NY0008132.006
COLLECTED BY: Client DATE COL'D: 04/30/97 RECEIVED: 05/01/97

SAMPLE: Soil sample, T1-D-7, 2-4

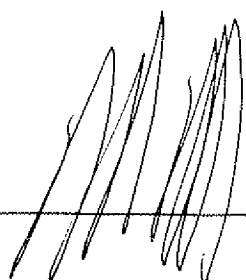
ANALYTICAL PARAMETERS
Petrol. Hydrocarbons mg/Kg <11
% Solids 91

ANALYTICAL PARAMETERS

cc:

REMARKS: EPA Method 418.1.
Results reported on a dry weight basis.

DIRECTOR _____



rn= 12477

NYSDOH ID# 10320

377 SHEFFIELD AVE. • N. BABYLON, N.Y. 11703 • (516) 422-5777 • FAX (516) 422-5770

LAB NO. C971884/6

05/15/97

Geraghty & Miller, Incorporated
88 Duryea Road
Melville, NY 11747
ATTN: Robert Porsche

SOURCE OF SAMPLE: Bethpage, NY0008132.006
COLLECTED BY: Client DATE COL'D: 04/30/97 RECEIVED: 05/01/97

SAMPLE: Soil sample, T1-D-7, 2-4
UNITS: ug/Kg

ANALYTICAL PARAMETERS

Naphthalene	<33
Acenaphthene	<33
Fluorene	<33
Phenanthrene	<33
Anthracene	<33
Fluoranthene	<33
Pyrene	<33
Benzo(a)anthracene	<33
Chrysene	<33
Benzo(b)fluoranthene	<33
Benzo(k)fluoranthene	<33
Benzo(a)pyrene	<33
Dibenzo(a,h)anthracene	<33
Indeno(1,2,3-cd)pyrene	<33
Benzo(ghi)perylene	<33

ANALYTICAL PARAMETERS

cc:

REMARKS: EPA Method 8270.
Results reported on a dry weight basis.

DIRECTOR _____


rn= 12478

NYSDOH ID# 10320

377 SHEFFIELD AVE. • N. BABYLON, N.Y. 11703 • (516) 422-5777 • FAX (516) 422-5770

LAB NO. C971884/6

05/15/97

Geraghty & Miller, Incorporated
88 Duryea Road
Melville, NY 11747
ATTN: Robert Porsche

SOURCE OF SAMPLE: Bethpage, NY0008132.006
COLLECTED BY: Client DATE COL'D: 04/30/97 RECEIVED: 05/01/97

SAMPLE: Soil sample, T1-D-7, 2-4

ANALYTICAL PARAMETERS

Arsenic as As	mg/Kg	2.2
Barium as Ba	mg/Kg	14
Cadmium as Cd	mg/Kg	<0.11
Chromium as Cr	mg/Kg	7.5
Lead as Pb	mg/Kg	7.1
Mercury as Hg	mg/Kg	0.016
Selenium as Se	mg/Kg	<0.44
Silver as Ag	mg/Kg	<0.11

ANALYTICAL PARAMETERS

cc:

REMARKS: Results reported on a dry weight basis.

DIRECTOR



rn= 12479

NYSDOH ID# 10320