



"Environmental Testing For The New Millennium"

May 21, 2002

Dvirka & Bartilucci
330 Crossways Park Drive
Woodbury, NY 11797
Attn: Ms. Robbin Petrella

RE: Client Project: Grumman Plant 24 AR, 1572-06
Mitkem Lab Project # A0740

Dear Ms. Petrella:

Enclosed please find the data report of the required analyses for the samples associated with the above referenced project.

If you have any questions regarding this report, please call me.

We appreciate your business

Sincerely,

A handwritten signature in cursive script that reads "Agnes R. Ng".

Agnes R. Ng
CLP Project Manager



* Data Summary Package *

Mitkem Corporation

New York State Department of Environmental Conservation
 Sample Identification and Analytical Requirements Summary

Project Name: GRUMMAN PLANT 2A AR
 KSE-SAG HARBOR am 5/21/02

SDG:
 A0740

Customer Sample Code	Laboratory Sample Code	Analytical Requirements				
		GC/MS Method #	GC/MS Method #	PCBs Method #	Metals	Other
B-34 0-2	A0740-01			8082		
B-34 2-2	A0740-02			8082		
B-35 0-2	A0740-03			8082		
B-35 2-2	A0740-04			8082		
B-36 0-2	A0740-05			8082		
B-36 2-2	A0740-06			8082		
B-37 0-2	A0740-07			8082		
B-37 2-2	A0740-08			8082		
B-38 0-2	A0740-09			8082		
B-38 2-2	A0740-10			8082		
B-39 0-2	A0740-11			8082		
B-39 2-2	A0740-12			8082		
B-40 0-2	A0740-13			8082		
B-40 2-2	A0740-14			8082		
B-41 0-2	A0740-15			8082		
B-41 2-2	A0740-16			8082		
B-42 0-2	A0740-17			8082		
B-42 2-2	A0740-18			8082		

NYASP 10/95

Mitkem Corporation

New York State Department of Environmental Conservation
 Sample Identification and Analytical Requirements Summary

Project Name: GRUMMAN PLANT 2A RR
 KSE-SAG HARBOR

SDG:
 A0740

Customer Sample Code	Laboratory Sample Code	Analytical Requirements				
		GC/MS Method #	GC/MS Method #	PCBs Method #	Metals	Other
B-43 0-2	A0740-19			8082		
B-43 2-2	A0740-20			8082		
B-44 0-2	A0740-21			8082		
B-44 2-2	A0740-22			8082		
B-45 0-2	A0740-23			8082		
B-45 2-2	A0740-24			8082		
B-46 0-2	A0740-25			8082		
B-46 2-2	A0740-26			8082		
B-47 0-2	A0740-27			8082		
B-47 2-2	A0740-28			8082		
B-48 0-2	A0740-29			8082		
B-48 2-2	A0740-30			8082		
B-49 0-2	A0740-31			8082		
B-49 2-2	A0740-32			8082		
B-50 0-2	A0740-33			8082		
B-50 2-2	A0740-34			8082		
B-32S10S1	A0740-35			8082		
B-32S10S2	A0740-36			8082		

NYASP 10/95

Mitkem Corporation

New York State Department of Environmental Conservation
 Sample Identification and Analytical Requirements Summary

Project Name: *Grumman Plant 2A AR*

SDG:

~~KSE-SAG HARBOR~~

A0740

Customer Sample Code	Laboratory Sample Code	Analytical Requirements				
		GC/MS Method #	GC/MS Method #	PCBs Method #	Metals	Other
B-32S10S3	A0740-37			8082		
B-32S10S4	A0740-38			8082		
B-32W10S1	A0740-39			8082		
B-32W10S2	A0740-40			8082		
B-32W10S3	A0740-41			8082		
B-32W10S4	A0740-42			8082		
B-32E10S1	A0740-43			8082		
B-32E10S2	A0740-44			8082		
B-32E10S3	A0740-45			8082		
B-32E10S4	A0740-46			8082		

NYASP 10/95

Mitkem Corporation

New York State Department of Environmental Conservation

Sample Preparation and Analyses Summary
Pesticides/PCB Analyses

Project Name: GRUMMAN PLANT 24 AR
KSE-SAG HARBOR

SDG:
A0740

Laboratory Sample ID	Matrix	Date Collected	Date Received at Lab	Date Extracted	Date Analyzed
A0740-01A	SL	5/13/02	5/14/02	5/14/02	5/17/02
A0740-02A	SL	5/13/02	5/14/02		
A0740-03A	SL	5/13/02	5/14/02		
A0740-04A	SL	5/13/02	5/14/02		
A0740-05A	SL	5/13/02	5/14/02		
A0740-06A	SL	5/13/02	5/14/02		
A0740-07A	SL	5/13/02	5/14/02		
A0740-08A	SL	5/13/02	5/14/02		
A0740-09A	SL	5/13/02	5/14/02		
A0740-10A	SL	5/13/02	5/14/02		↓
A0740-11A	SL	5/13/02	5/14/02		5/18/02
A0740-12A	SL	5/13/02	5/14/02		5/17/02
A0740-13A	SL	5/13/02	5/14/02		5/18/02
A0740-14A	SL	5/13/02	5/14/02		↓
A0740-15A	SL	5/13/02	5/14/02		↓
A0740-16A	SL	5/13/02	5/14/02		
A0740-17A	SL	5/13/02	5/14/02	↓	5/18/02

NYASP 10/95

Mitkem Corporation

New York State Department of Environmental Conservation

Sample Preparation and Analyses Summary
Pesticides/PCB Analyses

Project Name: GRUMMAN PLANT 24AR
KSE-SAG HARBOR

SDG:
A0740

Laboratory Sample ID	Matrix	Date Collected	Date Received at Lab	Date Extracted	Date Analyzed
A0740-18A	SL	5/13/02	5/14/02	5/14/02	5/17/02
A0740-19A	SL	5/13/02	5/14/02		5/18/02
A0740-20A	SL	5/13/02	5/14/02		5/17/02
A0740-21A	SL	5/13/02	5/14/02		5/16/02
A0740-22A	SL	5/13/02	5/14/02		5/15/02
A0740-23A	SL	5/13/02	5/14/02		↓
A0740-24A	SL	5/13/02	5/14/02		5/16/02
A0740-25A	SL	5/13/02	5/14/02		5/15/02
A0740-26A	SL	5/13/02	5/14/02		5/16/02
A0740-27A	SL	5/13/02	5/14/02		5/15/02
A0740-28A	SL	5/13/02	5/14/02		↓ on 5/21/02
A0740-29A	SL	5/13/02	5/14/02		5/16/02
A0740-30A	SL	5/13/02	5/14/02		
A0740-31A	SL	5/13/02	5/14/02		
A0740-32A	SL	5/13/02	5/14/02		
A0740-33A	SL	5/13/02	5/14/02		
A0740-34A	SL	5/13/02	5/14/02		↓

NYASP 10/95

Mitkem Corporation

New York State Department of Environmental Conservation

Sample Preparation and Analyses Summary
Pesticides/PCB Analyses

Project Name: GRUMMAN PLANT 24 AR
KSE-SAG HARBOR

SDG:
A0740

Laboratory Sample ID	Matrix	Date Collected	Date Received at Lab	Date Extracted	Date Analyzed		
A0740-35A	SL	5/13/02	5/14/02	5/14/02	5/16/02		
A0740-36A	SL	5/13/02	5/14/02	↓	↓		
A0740-37A	SL	5/13/02	5/14/02				
A0740-38A	SL	5/13/02	5/14/02				
A0740-39A	SL	5/13/02	5/14/02				
A0740-40A	SL	5/13/02	5/14/02			5/17/02	
A0740-41A	SL	5/13/02	5/14/02			5/16/02	
A0740-42A	SL	5/13/02	5/14/02			↓	
A0740-43A	SL	5/13/02	5/14/02			5/17/02	
A0740-44A	SL	5/13/02	5/14/02			5/16/02	
A0740-45A	SL	5/13/02	5/14/02			5/17/02	
A0740-46A	SL	5/13/02	5/14/02			↓	↓

NYASP 10/95

Mitkem Corporation

New York State Department of Environmental Conservation

Sample Preparation and Analyses Summary
Pesticide/PCB Analyses

Project Name: GRUMMAN PLANT 24 AR
KSE-SAG HARBOR-

SDG:
A0740

Laboratory Sample ID	Matrix	Analytical Protocol	Extraction Method	Auxiliary Cleanup	Dil/Conc Factor
A0740-01A	SL	8082	3550B	Acid/Copper	20
A0740-02A	SL	8082			2
A0740-03A	SL	8082			10
A0740-04A	SL	8082			1
A0740-05A	SL	8082			2
A0740-06A	SL	8082			2
A0740-07A	SL	8082			20
A0740-08A	SL	8082			1
A0740-09A	SL	8082			20
A0740-10A	SL	8082			1
A0740-11A	SL	8082			5
A0740-12A	SL	8082			1
A0740-13A	SL	8082			5
A0740-14A	SL	8082			5
A0740-15A	SL	8082			10
A0740-16A	SL	8082	↓	↓	1

NYASP 10/95

Mitkem Corporation

New York State Department of Environmental Conservation

Sample Preparation and Analyses Summary
Pesticide/PCB Analyses

Project Name: GRUMMAN PLANT 24 AR
KSE-SAG HARBOR

SDG:
A0740

Laboratory Sample ID	Matrix	Analytical Protocol	Extraction Method	Auxiliary Cleanup	Dil/Conc Factor
A0740-17A	SL	8082	3550B	Acid/Copper	10
A0740-18A	SL	8082			1
A0740-19A	SL	8082			10
A0740-20A	SL	8082			1
A0740-21A	SL	8082			5
A0740-22A	SL	8082			1
A0740-23A	SL	8082			10
A0740-24A	SL	8082			1
A0740-25A	SL	8082			10
A0740-26A	SL	8082			1
A0740-27A	SL	8082			10
A0740-28A	SL	8082			10
A0740-29A	SL	8082			10
A0740-30A	SL	8082			10
A0740-31A	SL	8082			10
A0740-32A	SL	8082	↓	↓	1

NYASP 10/95

Mitkem Corporation

New York State Department of Environmental Conservation

Sample Preparation and Analyses Summary
Pesticide/PCB Analyses

Project Name: GRUMMAN PLANT 24 AR
~~KSE-SAG HARBOR~~

SDG:
A0740

Laboratory Sample ID	Matrix	Analytical Protocol	Extraction Method	Auxiliary Cleanup	Dil/Conc Factor
A0740-33A	SL	8082	3550B	Acid Copper	10
A0740-34A	SL	8082			10
A0740-35A	SL	8082			10
A0740-36A	SL	8082			10
A0740-37A	SL	8082			10
A0740-38A	SL	8082			1
A0740-39A	SL	8082			
A0740-40A	SL	8082			
A0740-41A	SL	8082			
A0740-42A	SL	8082			↓
A0740-43A	SL	8082			10
A0740-44A	SL	8082			1
A0740-45A	SL	8082			5
A0740-46A	SL	8082	↓	↓	5

NYASP 10/95

Analytical Data Package for Dvirka & Bartilucci

Client Project: Grumman Plant 24 AR, 1572-06

SDG# A0740

Mitkem Project ID: A0740

May 21, 2002

SDG Narrative

Mitkem Corporation submits the enclosed data package in response to Dvirka & Bartilucci's Grumman Plant 24 AR project. Under this deliverable, analysis results are presented forty-six soil samples that were received on May 14, 2002. Analyses were performed per specifications in the project's contract and the chain of custody forms. A table of sample identifications showing full client ID and laboratory ID follows this narrative, along with the Mitkem Login sheet.

Due to the large number of samples, the analysis results have been divided into three sample delivery groups (SDG). SDG A contains the analysis results for Mitkem samples A0740-01 through A0646-20 and its associated matrix spike and matrix spike duplicate. SDG B contains the analysis results for Mitkem samples A0740-21 through A0740-40 and its associated matrix spike and matrix spike duplicate. SDG C contains the analysis results for Mitkem samples A0740-41 through A0740-046.

The analyses were performed according to NYSDEC ASP protocols (October 1995 update) and reported per NYSDEC ASP requirement for Category B deliverable.

The following observation and/or deviations are observed for the following analyses:

1. Overall Observations

Where needed, manual integrations were performed to improve data quality. The corrections were reviewed and associated hardcopies generated and reported as required. Manual integrations are coded to provide the data reviewer justification for such action. The codes are labeled on the ion chromatogram signal (GC/MS signal) and chromatogram for GC based analysis as follows:

- M1 peak tailing or fronting.
- M2 peak co-elution.
- M3 rising or falling baseline.
- M4 retention time shift.
- M5 miscellaneous – under this category, the justification is explained.

The enclosed report includes the originals of all data with the exception of logbook pages and certain initial calibrations. Photocopies of logbook pages are included, with the originals maintained on file at the laboratory. The originals of initial calibrations that are shared among several cases are maintained on file at the laboratory, with photocopies included in the data package.

2. PCB Analysis (SDG A):

Surrogate recovery: recoveries were within the QC limits.

Lab control sample: spike recoveries were within the QC limits.

Matrix spike/matrix spike duplicate: duplicate matrix spikes were performed on samples B-39 2-2 and B-42 2-2. Spike recoveries were within the advisory QC limits with the exception of high recovery of Aroclor 1016 in the matrix spike and high recovery of Aroclor 1260 in both the matrix spike and matrix spike duplicate of sample B-39 2-2. Replicate RPDs were within the advisory QC limits. Aroclor recoveries were high due to co-eluting interferences from high concentration of Aroclor 1248 and Aroclor 1254 present in the native sample.

Sample analysis: due to high concentration of target analytes, the following samples were analyzed at dilution: B-34 0-2 (20x), B-34 2-2 (2x), B-35 0-2 (10x), B-36 0-2 (2x), B-36 2-2 (2x), B-37 0-2 (20x), B-38 0-2 (20x), B-39 0-2 (5x), B-40 0-2 (5x), B-40 2-2 (5x), B-41 0-2 (10x), B-42 0-2 (10x) and B-43 0-2 (10x). No other unusual observation was made for the analyses.

3. PCB Analysis (SDG B):

Surrogate recovery: recoveries were within the QC limits.

Lab control sample: spike recoveries were within the QC limits.

Matrix spike/matrix spike duplicate: duplicate matrix spikes were performed on samples B-32S10S1 and B-46 2-2. Spike recoveries were within the advisory QC limits with the exception of high recovery of Aroclor 1016 in sample B-32S10S2. Replicate RPDs were within the advisory QC limits. Aroclor 1016 recovery high due to co-eluting interferences from Aroclor 1248 present in the native sample.

Sample analysis: due to high concentration of target analytes, the following samples were analyzed at dilution: B-32S10S1 (10x), B-32S10S2 (10x), B-32S10S3 (10x), B-44 0-2 (5x), B-45 0-2 (10x), B-46 0-2 (10x), B-47 0-2 (10x), B-47 2-2 (10x), B-48 0-2 (10x), B-48 2-2 (10x), B-49 0-2 (10x), B-50 0-2 (10x) and B-50 2-2 (10x). Please note that %solid could not be determined for sample B-32S10S2 due to insufficient sample volume. Per discussion with the client, the solid content was estimated to be 90%, based on information from other samples from the same boring. No other unusual observation was made for the analyses.

4. PCB Analysis (SDG C):


Surrogate recovery: recoveries were within the QC.

Lab control sample: spike recoveries were within the QC limits.

Sample analysis: due to high concentration of target analytes, the following samples were analyzed at dilution: B-32E10S1 (10x), B-32E10S3 (5x) and B-32E10S4 (5x). No other unusual observation was made for the analyses.

The pages in this report have been numbered consecutively, starting from this narrative and ending with a page saying only "Last Page of Data Report".

I certify that this data package is in compliance, both technically and for completeness, for other than the conditions detailed above. Release of the data contained in this hardcopy data package has been authorized by the laboratory manager or his designee, as verified by the following signature.



Agnes Ng
CLP Project Manager
05/21/02

Mitkem and Client Sample ID Summary Report*

Mitkem Workorder: A0740

<i>Mitkem Sample ID</i>	<i>Reported Client Sample ID</i>	<i>Full Client Sample ID</i>
A0740-01A	B-34 0-2	
A0740-02A	B-34 2-2	
A0740-03A	B-35 0-2	
A0740-04A	B-35 2-2	
A0740-05A	B-36 0-2	
A0740-06A	B-36 2-2	
A0740-07A	B-37 0-2	
A0740-08A	B-37 2-2	
A0740-09A	B-38 0-2	
A0740-10A	B-38 2-2	
A0740-11A	B-39 0-2	
A0740-12A	B-39 2-2	
A0740-13A	B-40 0-2	
A0740-14A	B-40 2-2	
A0740-15A	B-41 0-2	
A0740-16A	B-41 2-2	
A0740-17A	B-42 0-2	
A0740-18A	B-42 2-2	
A0740-19A	B-43 0-2	
A0740-20A	B-43 2-2	
A0740-21A	B-44 0-2	
A0740-22A	B-44 2-2	
A0740-23A	B-45 0-2	
A0740-24A	B-45 2-2	
A0740-25A	B-46 0-2	
A0740-26A	B-46 2-2	
A0740-27A	B-47 0-2	
A0740-28A	B-47 2-2	
A0740-29A	B-48 0-2	
A0740-30A	B-48 2-2	
A0740-31A	B-49 0-2	
A0740-32A	B-49 2-2	
A0740-33A	B-50 0-2	
A0740-34A	B-50 2-2	
A0740-35A	B-32S10S1	
A0740-36A	B-32S10S2	
A0740-37A	B-32S10S3	
A0740-38A	B-32S10S4	
A0740-39A	B-32W10S1	
A0740-40A	B-32W10S2	
A0740-41A	B-32W10S3	

* If client sample ID has not been truncated, the full client sample ID is listed in the column labeled "Reported Client Sample ID"

<i>Mitkem Sample ID</i>	<i>Reported Client Sample ID</i>	<i>Full Client Sample ID</i>
A0740-42A	B-32W10S4	
A0740-43A	B-32E10S1	
A0740-44A	B-32E10S2	
A0740-45A	B-32E10S3	
A0740-46A	B-32E10S4	

** If client sample ID has not been truncated, the full client sample ID is listed in the column labeled "Reported Client Sample ID"*

Mitkem Corporation

16/May/02 11:22

WorkOrder: A0740

Client ID: DVIRKA_WOODBURY

Report Level: ASP-B

Project: NGC Plant 24 1-week PCBs

EDD:

Location: 1572-06

PO: 1572-06

HC Due: 06/04/02

Comments: Fax Form Is in 1-week TAT. Final data package due 1 week later. Always include list of sample IDs with invoice.

Fax Due: 05/20/02

Sample ID	Client Sample ID	Collection Date	Date Received	Matrix	Test Code	Test Code Comments	Hold	MS	SEL	Storage
A0740-01A	B-34 0-2	05/13/02 8:20	05/14/02	Soil	PMoist		<input type="checkbox"/>	<input type="checkbox"/>	<input type="checkbox"/>	I4
					SW8082_S		<input type="checkbox"/>	<input type="checkbox"/>	<input checked="" type="checkbox"/>	I4
A0740-02A	B-34 2-2	05/13/02 8:25	05/14/02	Soil	PMoist		<input type="checkbox"/>	<input type="checkbox"/>	<input type="checkbox"/>	I4
					SW8082_S		<input type="checkbox"/>	<input type="checkbox"/>	<input checked="" type="checkbox"/>	I4
A0740-03A	B-35 0-2	05/13/02 8:35	05/14/02	Soil	PMoist		<input type="checkbox"/>	<input type="checkbox"/>	<input type="checkbox"/>	I4
					SW8082_S		<input type="checkbox"/>	<input type="checkbox"/>	<input checked="" type="checkbox"/>	I4
A0740-04A	B-35 2-2	05/13/02 8:40	05/14/02	Soil	PMoist		<input type="checkbox"/>	<input type="checkbox"/>	<input type="checkbox"/>	I4
					SW8082_S		<input type="checkbox"/>	<input type="checkbox"/>	<input checked="" type="checkbox"/>	I4
A0740-05A	B-36 0-2	05/13/02 8:50	05/14/02	Soil	PMoist		<input type="checkbox"/>	<input type="checkbox"/>	<input type="checkbox"/>	I4
					SW8082_S		<input type="checkbox"/>	<input type="checkbox"/>	<input checked="" type="checkbox"/>	I4
A0740-06A	B-36 2-2	05/13/02 8:55	05/14/02	Soil	PMoist		<input type="checkbox"/>	<input type="checkbox"/>	<input type="checkbox"/>	I4
					SW8082_S		<input type="checkbox"/>	<input type="checkbox"/>	<input checked="" type="checkbox"/>	I4
A0740-07A	B-37 0-2	05/13/02 9:05	05/14/02	Soil	PMoist		<input type="checkbox"/>	<input type="checkbox"/>	<input type="checkbox"/>	I4

Client Rep:

Mitek Corporation

16/May/02 11:22

WorkOrder: A0740

Client ID: DVIRKA_WOODBURY
 Project: NGC Plant 24 1-week PCBs
 Location: 1572-06

Report Level: ASP-B
 EDD:
 HC Due: 06/04/02
 Fax Due: 05/20/02

Comments: Fax Form Is in 1-week TAT. Final data package due 1 week later. Always include list of sample IDs with invoice.

Sample ID	Client Sample ID	Collection Date	Date Received	Matrix	Test Code	Test Code Comments	Hold	MS	SEL	Storage
A0740-07A	B-37 0-2	05/13/02 9:05	05/14/02	Soil	SW8082_S		<input type="checkbox"/>	<input type="checkbox"/>	<input checked="" type="checkbox"/>	I4
A0740-08A	B-37 2-2	05/13/02 9:10	05/14/02	Soil	PMoist		<input type="checkbox"/>	<input type="checkbox"/>	<input type="checkbox"/>	I4
A0740-09A	B-38 0-2	05/13/02 9:20	05/14/02	Soil	PMoist		<input type="checkbox"/>	<input type="checkbox"/>	<input type="checkbox"/>	I4
A0740-10A	B-38 2-2	05/13/02 9:25	05/14/02	Soil	PMoist		<input type="checkbox"/>	<input type="checkbox"/>	<input type="checkbox"/>	I4
A0740-11A	B-39 0-2	05/13/02 9:35	05/14/02	Soil	PMoist		<input type="checkbox"/>	<input type="checkbox"/>	<input type="checkbox"/>	I4
A0740-12A	B-39 2-2	05/13/02 9:40	05/14/02	Soil	PMoist		<input type="checkbox"/>	<input checked="" type="checkbox"/>	<input type="checkbox"/>	I4
A0740-13A	B-40 0-2	05/13/02 9:50	05/14/02	Soil	PMoist		<input type="checkbox"/>	<input type="checkbox"/>	<input type="checkbox"/>	I4
					SW8082_S		<input type="checkbox"/>	<input checked="" type="checkbox"/>	<input checked="" type="checkbox"/>	I4
					SW8082_S		<input type="checkbox"/>	<input type="checkbox"/>	<input checked="" type="checkbox"/>	I4
					SW8082_S		<input type="checkbox"/>	<input type="checkbox"/>	<input checked="" type="checkbox"/>	I4
					SW8082_S		<input type="checkbox"/>	<input type="checkbox"/>	<input checked="" type="checkbox"/>	I4

J

Mitek Corporation

16/May/02 11:22

WorkOrder: A0740

Client ID: DVIRKA_WOODBURY

Case:

Report Level: ASP-B

Project: NGC Plant 24 1-week PCBs

SDG:

EDD:

Location: 1572-06

PO: 1572-06

HC Due: 06/04/02

Comments: Fax Form Is in 1-week TAT. Final data package due 1 week later. Always include list of sample IDs with invoice.

Fax Due: 05/20/02

Sample ID	Client Sample ID	Collection Date	Date Received	Matrix	Test Code	Test Code Comments	Hold	MS	SEL	Storage
A0740-14A	B-40 2-2	05/13/02 9:55	05/14/02	Soil	PMoist		<input type="checkbox"/>	<input type="checkbox"/>	<input type="checkbox"/>	I4
					SW8082_S		<input type="checkbox"/>	<input type="checkbox"/>	<input checked="" type="checkbox"/>	I4
A0740-15A	B-41 0-2	05/13/02 10:30	05/14/02	Soil	PMoist		<input type="checkbox"/>	<input type="checkbox"/>	<input type="checkbox"/>	I4
					SW8082_S		<input type="checkbox"/>	<input type="checkbox"/>	<input checked="" type="checkbox"/>	I4
A0740-16A	B-41 2-2	05/13/02 10:35	05/14/02	Soil	PMoist		<input type="checkbox"/>	<input type="checkbox"/>	<input type="checkbox"/>	I4
					SW8082_S		<input type="checkbox"/>	<input type="checkbox"/>	<input checked="" type="checkbox"/>	I4
A0740-17A	B-42 0-2	05/13/02 10:45	05/14/02	Soil	PMoist		<input type="checkbox"/>	<input type="checkbox"/>	<input type="checkbox"/>	I4
					SW8082_S		<input type="checkbox"/>	<input type="checkbox"/>	<input checked="" type="checkbox"/>	I4
A0740-18A	B-42 2-2	05/13/02 10:50	05/14/02	Soil	PMoist		<input type="checkbox"/>	<input checked="" type="checkbox"/>	<input type="checkbox"/>	I4
					SW8082_S		<input type="checkbox"/>	<input checked="" type="checkbox"/>	<input checked="" type="checkbox"/>	I4
A0740-19A	B-43 0-2	05/13/02 11:00	05/14/02	Soil	PMoist		<input type="checkbox"/>	<input type="checkbox"/>	<input type="checkbox"/>	I4
					SW8082_S		<input type="checkbox"/>	<input type="checkbox"/>	<input checked="" type="checkbox"/>	I4

Mitkem Corporation

16/May/02 11:22

WorkOrder: A0740

Client ID: DVIRKA_WOODBURY
 Project: NGC Plant 24 1-week PCBs
 Location: 1572-06

Report Level: ASP-B
 EDD:
 HC Due: 06/04/02
 Fax Due: 05/20/02

Comments: Fax Form Is in 1-week TAT. Final data package due 1 week later. Always include list of sample IDs with invoice.

Sample ID	Client Sample ID	Collection Date	Date Received	Matrix	Test Code	Test Code Comments	Hold	MS	SEL	Storage
A0740-20A	B-43 2-2	05/13/02 11:05	05/14/02	Soil	PMoist		<input type="checkbox"/>	<input type="checkbox"/>	<input type="checkbox"/>	I4
					SW8082_S		<input type="checkbox"/>	<input type="checkbox"/>	<input checked="" type="checkbox"/>	I4
A0740-21A	B-44 0-2	05/13/02 11:15	05/14/02	Soil	PMoist		<input type="checkbox"/>	<input type="checkbox"/>	<input type="checkbox"/>	I4
					SW8082_S		<input type="checkbox"/>	<input type="checkbox"/>	<input checked="" type="checkbox"/>	I4
A0740-22A	B-44 2-2	05/13/02 11:20	05/14/02	Soil	PMoist		<input type="checkbox"/>	<input type="checkbox"/>	<input type="checkbox"/>	I4
					SW8082_S		<input type="checkbox"/>	<input type="checkbox"/>	<input checked="" type="checkbox"/>	I4
A0740-23A	B-45 0-2	05/13/02 11:30	05/14/02	Soil	PMoist		<input type="checkbox"/>	<input type="checkbox"/>	<input type="checkbox"/>	I4
					SW8082_S		<input type="checkbox"/>	<input type="checkbox"/>	<input checked="" type="checkbox"/>	I4
A0740-24A	B-45 2-2	05/13/02 11:35	05/14/02	Soil	PMoist		<input type="checkbox"/>	<input type="checkbox"/>	<input type="checkbox"/>	I4
					SW8082_S		<input type="checkbox"/>	<input type="checkbox"/>	<input checked="" type="checkbox"/>	I4
A0740-25A	B-46 0-2	05/13/02 11:45	05/14/02	Soil	PMoist		<input type="checkbox"/>	<input type="checkbox"/>	<input type="checkbox"/>	I4
					SW8082_S		<input type="checkbox"/>	<input type="checkbox"/>	<input checked="" type="checkbox"/>	I4
A0740-26A	B-46 2-2	05/13/02 11:50	05/14/02	Soil	PMoist		<input type="checkbox"/>	<input checked="" type="checkbox"/>	<input type="checkbox"/>	I4

Client Rep:



Mitkem Corporation

16/May/02 11:22

WorkOrder: A0740

Client ID: DVIRKA_WOODBURY

Case:

Report Level: ASP-B

Project: NGC Plant 24 1-week PCBs

SDG:

EDD:

Location: 1572-06

PO: 1572-06

HC Due: 06/04/02

Comments: Fax Form Is in 1-week TAT. Final data package due 1 week later. Always include list of sample IDs with invoice.

Fax Due: 05/20/02

Sample ID	Client Sample ID	Collection Date	Date Received	Matrix	Test Code	Test Code Comments	Hold	MS	SEL	Storage
A0740-26A	B-46 2-2	05/13/02 11:50	05/14/02	Soil	SW8082_S		<input type="checkbox"/>	<input checked="" type="checkbox"/>	<input type="checkbox"/>	I4
A0740-27A	B-47 0-2	05/13/02 12:00	05/14/02	Soil	PMoist		<input type="checkbox"/>	<input type="checkbox"/>	<input type="checkbox"/>	I4
					SW8082_S		<input type="checkbox"/>	<input type="checkbox"/>	<input checked="" type="checkbox"/>	I4
A0740-28A	B-47 2-2	05/13/02 12:05	05/14/02	Soil	PMoist		<input type="checkbox"/>	<input type="checkbox"/>	<input type="checkbox"/>	I4
					SW8082_S		<input type="checkbox"/>	<input type="checkbox"/>	<input checked="" type="checkbox"/>	I4
A0740-29A	B-48 0-2	05/13/02 12:15	05/14/02	Soil	PMoist		<input type="checkbox"/>	<input type="checkbox"/>	<input type="checkbox"/>	I4
					SW8082_S		<input type="checkbox"/>	<input type="checkbox"/>	<input checked="" type="checkbox"/>	I4
A0740-30A	B-48 2-2	05/13/02 12:20	05/14/02	Soil	PMoist		<input type="checkbox"/>	<input type="checkbox"/>	<input type="checkbox"/>	I4
					SW8082_S		<input type="checkbox"/>	<input type="checkbox"/>	<input checked="" type="checkbox"/>	I4
A0740-31A	B-49 0-2	05/13/02 12:30	05/14/02	Soil	PMoist		<input type="checkbox"/>	<input type="checkbox"/>	<input type="checkbox"/>	I4
					SW8082_S		<input type="checkbox"/>	<input type="checkbox"/>	<input checked="" type="checkbox"/>	I4
A0740-32A	B-49 2-2	05/13/02 12:35	05/14/02	Soil	PMoist		<input type="checkbox"/>	<input type="checkbox"/>	<input type="checkbox"/>	I4
					SW8082_S		<input type="checkbox"/>	<input type="checkbox"/>	<input checked="" type="checkbox"/>	I4

Client Rep:

10

Mitkem Corporation

16/May/02 11:22

WorkOrder: A0740

Client ID: DVIRKA_WOODBURY Case: Report Level: ASP-B
 Project: NGC Plant 24 1-week PCBs SDG: EDD:
 Location: 1572-06 PO: 1572-06 HC Due: 06/04/02
 Comments: Fax Form Is in 1-week T.A.T. Final data package due 1 week later. Always include list of sample IDs with invoice. Fax Due: 05/20/02

Sample ID	Client Sample ID	Collection Date	Date Received	Matrix	Test Code	Test Code Comments	Hold	MS	SEL	Storage
A0740-33A	B-50 0-2	05/13/02 12:45	05/14/02	Soil	PMoist		<input type="checkbox"/>	<input type="checkbox"/>	<input type="checkbox"/>	I4
					SW8082_S		<input type="checkbox"/>	<input type="checkbox"/>	<input checked="" type="checkbox"/>	I4
A0740-34A	B-50 2-2	05/13/02 12:50	05/14/02	Soil	PMoist		<input type="checkbox"/>	<input type="checkbox"/>	<input type="checkbox"/>	I4
					SW8082_S		<input type="checkbox"/>	<input type="checkbox"/>	<input checked="" type="checkbox"/>	I4
A0740-35A	B-32S10S1	05/13/02 13:00	05/14/02	Soil	PMoist		<input type="checkbox"/>	<input type="checkbox"/>	<input type="checkbox"/>	I4
					SW8082_S		<input type="checkbox"/>	<input type="checkbox"/>	<input checked="" type="checkbox"/>	I4
A0740-36A	B-32S10S2	05/13/02 13:05	05/14/02	Soil	PMoist		<input type="checkbox"/>	<input checked="" type="checkbox"/>	<input type="checkbox"/>	I4
					SW8082_S		<input type="checkbox"/>	<input checked="" type="checkbox"/>	<input checked="" type="checkbox"/>	I4
A0740-37A	B-32S10S3	05/13/02 13:10	05/14/02	Soil	PMoist		<input type="checkbox"/>	<input type="checkbox"/>	<input type="checkbox"/>	I4
					SW8082_S		<input type="checkbox"/>	<input type="checkbox"/>	<input checked="" type="checkbox"/>	I4
A0740-38A	B-32S10S4	05/13/02 13:10	05/14/02	Soil	PMoist		<input type="checkbox"/>	<input type="checkbox"/>	<input type="checkbox"/>	I4
					SW8082_S		<input type="checkbox"/>	<input type="checkbox"/>	<input checked="" type="checkbox"/>	I4

Mitkem Corporation

16/May/02 11:22

WorkOrder: A0740

Client ID: DVIRKA_WOODBURY
 Project: NGC Plant 24 1-week PCBs
 Location: 1572-06

Report Level: ASP-B
 EDD:
 HC Due: 06/04/02
 Fax Due: 05/20/02

Comments: Fax Form Is in 1-week TAT. Final data package due 1 week later. Always include list of sample IDs with invoice.

Sample ID	Client Sample ID	Collection Date	Date Received	Matrix	Test Code	Test Code Comments	Hold	MS	SEL	Storage
A0740-39A	B-32W10S1	05/13/02 13:30	05/14/02	Soil	PMoist		<input type="checkbox"/>	<input type="checkbox"/>	<input type="checkbox"/>	I4
					SW8082_S		<input type="checkbox"/>	<input type="checkbox"/>	<input checked="" type="checkbox"/>	I4
A0740-40A	B-32W10S2	05/13/02 13:35	05/14/02	Soil	PMoist		<input type="checkbox"/>	<input type="checkbox"/>	<input type="checkbox"/>	I4
					SW8082_S		<input type="checkbox"/>	<input type="checkbox"/>	<input checked="" type="checkbox"/>	I4
A0740-41A	B-32W10S3	05/13/02 13:40	05/14/02	Soil	PMoist		<input type="checkbox"/>	<input type="checkbox"/>	<input type="checkbox"/>	I4
					SW8082_S		<input type="checkbox"/>	<input type="checkbox"/>	<input checked="" type="checkbox"/>	I4
A0740-42A	B-32W10S4	05/13/02 13:45	05/14/02	Soil	PMoist		<input type="checkbox"/>	<input type="checkbox"/>	<input type="checkbox"/>	I4
					SW8082_S		<input type="checkbox"/>	<input type="checkbox"/>	<input checked="" type="checkbox"/>	I4
A0740-43A	B-32E10S1	05/13/02 14:00	05/14/02	Soil	PMoist		<input type="checkbox"/>	<input type="checkbox"/>	<input type="checkbox"/>	I4
					SW8082_S		<input type="checkbox"/>	<input type="checkbox"/>	<input checked="" type="checkbox"/>	I4
A0740-44A	B-32E10S2	05/13/02 14:05	05/14/02	Soil	PMoist		<input type="checkbox"/>	<input type="checkbox"/>	<input type="checkbox"/>	I4
					SW8082_S		<input type="checkbox"/>	<input type="checkbox"/>	<input checked="" type="checkbox"/>	I4
A0740-45A	B-32E10S3	05/13/02 14:10	05/14/02	Soil	PMoist		<input type="checkbox"/>	<input type="checkbox"/>	<input type="checkbox"/>	I4

Client Rep:

Mitkem Corporation

16/May/02 11:22

WorkOrder: A0740

Client ID: DVIRKA_WOODBURY
Project: NGC Plant 24 1-week PCBs
Location: 1572-06

Report Level: ASP-B
EDD:
HC Due: 06/04/02
Fax Due: 05/20/02

Comments: Fax Form Is in 1-week TAT. Final data package due 1 week later. Always include list of sample IDs with invoice.

Sample ID	Client Sample ID	Collection Date	Date Received	Matrix	Test Code	Test Code Comments	Hold	MS	SEL	Storage
A0740-45A	B-32E10S3	05/13/02 14:10	05/14/02	Soil	SW8082_S		<input type="checkbox"/>	<input type="checkbox"/>	<input checked="" type="checkbox"/>	I4
A0740-46A	B-32E10S4	05/13/02 14:15	05/14/02	Soil	PMoist		<input type="checkbox"/>	<input type="checkbox"/>	<input type="checkbox"/>	I4
					SW8082_S		<input type="checkbox"/>	<input type="checkbox"/>	<input checked="" type="checkbox"/>	I4

FORM 1
PCB ORGANICS ANALYSIS DATA SHEET

CLIENT SAMPLE NO.

B-34 0-2

Lab Name: MITKEM CORPORATION Contract:
 Lab Code: MITKEM Case No.: SAS No.: SDG No.: A0740
 Matrix: (soil/water) SOIL Lab Sample ID: A0740-01A
 Sample wt/vol: 30.0 (g/mL) G Lab File ID: E4B3826F
 % Moisture: 14 decanted: (Y/N) N Date Received: 05/14/02
 Extraction: (SepF/Cont/Sonc) SONC Date Extracted: 05/14/02
 Concentrated Extract Volume: 10000 (uL) Date Analyzed: 05/17/02
 Injection Volume: 1.0 (uL) Dilution Factor: 20.0
 GPC Cleanup: (Y/N) N pH: ____ Sulfur Cleanup: (Y/N) Y

CAS NO. COMPOUND CONCENTRATION UNITS:
 (ug/L or ug/Kg) UG/KG Q

12674-11-2-----	Aroclor-1016	780	U
11104-28-2-----	Aroclor-1221	780	U
1114-16-5-----	Aroclor-1232	780	U
53469-21-9-----	Aroclor-1242	780	U
12672-29-6-----	Aroclor-1248	7800	
11097-69-1-----	Aroclor-1254	780	U
11096-82-5-----	Aroclor-1260	780	U

FORM 1
PCB ORGANICS ANALYSIS DATA SHEET

CLIENT SAMPLE NO.

B-34 2-2

Lab Name: MITKEM CORPORATION Contract:
 Lab Code: MITKEM Case No.: SAS No.: SDG No.: A0740
 Matrix: (soil/water) SOIL Lab Sample ID: A0740-02A
 Sample wt/vol: 30.2 (g/mL) G Lab File ID: E4B3827F
 % Moisture: 10 decanted: (Y/N) N Date Received: 05/14/02
 Extraction: (SepF/Cont/Sonc) SONC Date Extracted: 05/14/02
 Concentrated Extract Volume: 10000 (uL) Date Analyzed: 05/17/02
 Injection Volume: 1.0 (uL) Dilution Factor: 2.0
 GPC Cleanup: (Y/N) N pH: Sulfur Cleanup: (Y/N) Y

CAS NO. COMPOUND CONCENTRATION UNITS:
(ug/L or ug/Kg) UG/KG Q

12674-11-2-----	Aroclor-1016	74	U
11104-28-2-----	Aroclor-1221	74	U
1114-16-5-----	Aroclor-1232	74	U
53469-21-9-----	Aroclor-1242	74	U
12672-29-6-----	Aroclor-1248	1500	
11097-69-1-----	Aroclor-1254	74	U
11096-82-5-----	Aroclor-1260	74	U

FORM 1
PCB ORGANICS ANALYSIS DATA SHEET

CLIENT SAMPLE NO.

B-35 0-2

Lab Name: MITKEM CORPORATION Contract:
 Lab Code: MITKEM Case No.: SAS No.: SDG No.: A0740
 Matrix: (soil/water) SOIL Lab Sample ID: A0740-03A
 Sample wt/vol: 30.2 (g/mL) G Lab File ID: E4B3828F
 % Moisture: 9 decanted: (Y/N) N Date Received: 05/14/02
 Extraction: (SepF/Cont/Sonc) SONC Date Extracted: 05/14/02
 Concentrated Extract Volume: 10000 (uL) Date Analyzed: 05/17/02
 Injection Volume: 1.0 (uL) Dilution Factor: 10.0
 GPC Cleanup: (Y/N) N pH: Sulfur Cleanup: (Y/N) Y

CAS NO. COMPOUND CONCENTRATION UNITS:
(ug/L or ug/Kg) UG/KG Q

12674-11-2-----	Aroclor-1016	360	U
11104-28-2-----	Aroclor-1221	360	U
1114-16-5-----	Aroclor-1232	360	U
53469-21-9-----	Aroclor-1242	360	U
12672-29-6-----	Aroclor-1248	4600	
11097-69-1-----	Aroclor-1254	360	U
11096-82-5-----	Aroclor-1260	360	U

FORM 1
PCB ORGANICS ANALYSIS DATA SHEET

CLIENT SAMPLE NO.

B-35 2-2

Lab Name: MITKEM CORPORATION Contract:
 Lab Code: MITKEM Case No.: SAS No.: SDG No.: A0740
 Matrix: (soil/water) SOIL Lab Sample ID: A0740-04A
 Sample wt/vol: 30.3 (g/mL) G Lab File ID: E4B3829F
 % Moisture: 10 decanted: (Y/N) N Date Received: 05/14/02
 Extraction: (SepF/Cont/Sonc) SONC Date Extracted: 05/14/02
 Concentrated Extract Volume: 10000 (uL) Date Analyzed: 05/17/02
 Injection Volume: 1.0 (uL) Dilution Factor: 1.0
 GPC Cleanup: (Y/N) N pH: Sulfur Cleanup: (Y/N) Y

CAS NO. COMPOUND CONCENTRATION UNITS:
(ug/L or ug/Kg) UG/KG Q

12674-11-2-----	Aroclor-1016	37	U
11104-28-2-----	Aroclor-1221	37	U
1114-16-5-----	Aroclor-1232	37	U
53469-21-9-----	Aroclor-1242	37	U
12672-29-6-----	Aroclor-1248	1200	
11097-69-1-----	Aroclor-1254	37	U
11096-82-5-----	Aroclor-1260	37	U

FORM 1
PCB ORGANICS ANALYSIS DATA SHEET

CLIENT SAMPLE NO.

B-36 0-2

Lab Name: MITKEM CORPORATION Contract:
 Lab Code: MITKEM Case No.: SAS No.: SDG No.: A0740
 Matrix: (soil/water) SOIL Lab Sample ID: A0740-05A
 Sample wt/vol: 30.4 (g/mL) G Lab File ID: E4B3830F
 % Moisture: 14 decanted: (Y/N) N Date Received: 05/14/02
 Extraction: (SepF/Cont/Sonc) SONC Date Extracted: 05/14/02
 Concentrated Extract Volume: 10000 (uL) Date Analyzed: 05/17/02
 Injection Volume: 1.0 (uL) Dilution Factor: 2.0
 GPC Cleanup: (Y/N) N pH: Sulfur Cleanup: (Y/N) Y

CAS NO. COMPOUND CONCENTRATION UNITS:
(ug/L or ug/Kg) UG/KG Q

12674-11-2-----	Aroclor-1016	76	U
11104-28-2-----	Aroclor-1221	76	U
1114-16-5-----	Aroclor-1232	76	U
53469-21-9-----	Aroclor-1242	76	U
12672-29-6-----	Aroclor-1248	2000	
11097-69-1-----	Aroclor-1254	76	U
11096-82-5-----	Aroclor-1260	76	U

FORM 1
PCB ORGANICS ANALYSIS DATA SHEET

CLIENT SAMPLE NO.

B-36 2-2

Lab Name: MITKEM CORPORATION Contract:
 Lab Code: MITKEM Case No.: SAS No.: SDG No.: A0740
 Matrix: (soil/water) SOIL Lab Sample ID: A0740-06A
 Sample wt/vol: 30.1 (g/mL) G Lab File ID: E4B3831F
 % Moisture: 12 decanted: (Y/N) N Date Received: 05/14/02
 Extraction: (SepF/Cont/Sonc) SONC Date Extracted: 05/14/02
 Concentrated Extract Volume: 10000 (uL) Date Analyzed: 05/17/02
 Injection Volume: 1.0 (uL) Dilution Factor: 2.0
 GPC Cleanup: (Y/N) N pH: _____ Sulfur Cleanup: (Y/N) Y

CAS NO.	COMPOUND	CONCENTRATION UNITS: (ug/L or ug/Kg) UG/KG		Q
12674-11-2-----	Aroclor-1016	75	U	
11104-28-2-----	Aroclor-1221	75	U	
1114-16-5-----	Aroclor-1232	75	U	
53469-21-9-----	Aroclor-1242	75	U	
12672-29-6-----	Aroclor-1248	1500		
11097-69-1-----	Aroclor-1254	75	U	
11096-82-5-----	Aroclor-1260	75	U	

FORM 1
PCB ORGANICS ANALYSIS DATA SHEET

CLIENT SAMPLE NO.

B-38 0-2

Lab Name: MITKEM CORPORATION Contract:
 Lab Code: MITKEM Case No.: SAS No.: SDG No.: A0740
 Matrix: (soil/water) SOIL Lab Sample ID: A0740-09A
 Sample wt/vol: 30.4 (g/mL) G Lab File ID: E4B3834F
 % Moisture: 13 decanted: (Y/N) N Date Received: 05/14/02
 Extraction: (SepF/Cont/Sonc) SONC Date Extracted: 05/14/02
 Concentrated Extract Volume: 10000 (uL) Date Analyzed: 05/17/02
 Injection Volume: 1.0 (uL) Dilution Factor: 20.0
 GPC Cleanup: (Y/N) N pH: _____ Sulfur Cleanup: (Y/N) Y

CAS NO.	COMPOUND	CONCENTRATION UNITS: (ug/L or ug/Kg) UG/KG		Q
12674-11-2-----	Aroclor-1016	760	U	
11104-28-2-----	Aroclor-1221	760	U	
1114-16-5-----	Aroclor-1232	760	U	
53469-21-9-----	Aroclor-1242	760	U	
12672-29-6-----	Aroclor-1248	4100	P	
11097-69-1-----	Aroclor-1254	760	U	
11096-82-5-----	Aroclor-1260	760	U	

FORM 1
PCB ORGANICS ANALYSIS DATA SHEET

CLIENT SAMPLE NO.

B-38 2-2

Lab Name: MITKEM CORPORATION Contract:
 Lab Code: MITKEM Case No.: SAS No.: SDG No.: A0740
 Matrix: (soil/water) SOIL Lab Sample ID: A0740-10A
 Sample wt/vol: 30.1 (g/mL) G Lab File ID: E4B3835F
 % Moisture: 8 decanted: (Y/N) N Date Received: 05/14/02
 Extraction: (SepF/Cont/Sonc) SONC Date Extracted: 05/14/02
 Concentrated Extract Volume: 10000 (uL) Date Analyzed: 05/17/02
 Injection Volume: 1.0 (uL) Dilution Factor: 1.0
 GPC Cleanup: (Y/N) N pH: ___ Sulfur Cleanup: (Y/N) Y

CAS NO. COMPOUND CONCENTRATION UNITS:
(ug/L or ug/Kg) UG/KG Q

12674-11-2-----	Aroclor-1016	36	U
11104-28-2-----	Aroclor-1221	36	U
1114-16-5-----	Aroclor-1232	36	U
53469-21-9-----	Aroclor-1242	36	U
12672-29-6-----	Aroclor-1248	83	P
11097-69-1-----	Aroclor-1254	140	P
11096-82-5-----	Aroclor-1260	36	U

FORM 1
PCB ORGANICS ANALYSIS DATA SHEET

CLIENT SAMPLE NO.

B-39 0-2

Lab Name: MITKEM CORPORATION Contract: _____
 Lab Code: MITKEM Case No.: _____ SAS No.: _____ SDG No.: A0740
 Matrix: (soil/water) SOIL Lab Sample ID: A0740-11A
 Sample wt/vol: 30.1 (g/mL) G Lab File ID: E4B3864F
 % Moisture: 16 decanted: (Y/N) N Date Received: 05/14/02
 Extraction: (SepF/Cont/Sonc) SONC Date Extracted: 05/14/02
 Concentrated Extract Volume: 10000 (uL) Date Analyzed: 05/18/02
 Injection Volume: 1.0 (uL) Dilution Factor: 5.0
 GPC Cleanup: (Y/N) N pH: _____ Sulfur Cleanup: (Y/N) Y

CAS NO.	COMPOUND	CONCENTRATION UNITS: (ug/L or ug/Kg) UG/KG		Q
12674-11-2-----	Aroclor-1016	200	U	
11104-28-2-----	Aroclor-1221	200	U	
1114-16-5-----	Aroclor-1232	200	U	
53469-21-9-----	Aroclor-1242	200	U	
12672-29-6-----	Aroclor-1248	2400	U	
11097-69-1-----	Aroclor-1254	200	U	
11096-82-5-----	Aroclor-1260	200	U	

FORM 1
PCB ORGANICS ANALYSIS DATA SHEET

CLIENT SAMPLE NO.

B-39 2-2

Lab Name: MITKEM CORPORATION Contract:
 Lab Code: MITKEM Case No.: SAS No.: SDG No.: A0740
 Matrix: (soil/water) SOIL Lab Sample ID: A0740-12A
 Sample wt/vol: 30.0 (g/mL) G Lab File ID: E4B3843F
 % Moisture: 15 decanted: (Y/N) N Date Received: 05/14/02
 Extraction: (SepF/Cont/Sonc) SONC Date Extracted: 05/14/02
 Concentrated Extract Volume: 10000 (uL) Date Analyzed: 05/17/02
 Injection Volume: 1.0 (uL) Dilution Factor: 1.0
 GPC Cleanup: (Y/N) N pH: ____ Sulfur Cleanup: (Y/N) Y

CAS NO.	COMPOUND	CONCENTRATION UNITS:	
		(ug/L or ug/Kg)	UG/KG
12674-11-2-----	Aroclor-1016	39	U
11104-28-2-----	Aroclor-1221	39	U
1114-16-5-----	Aroclor-1232	39	U
53469-21-9-----	Aroclor-1242	39	U
12672-29-6-----	Aroclor-1248	870	P
11097-69-1-----	Aroclor-1254	1700	P
11096-82-5-----	Aroclor-1260	39	U

FORM 1
PCB ORGANICS ANALYSIS DATA SHEET

CLIENT SAMPLE NO.

B-39 2-2MS

Lab Name: MITKEM CORPORATION Contract:
 Lab Code: MITKEM Case No.: SAS No.: SDG No.: A0740
 Matrix: (soil/water) SOIL Lab Sample ID: A0740-12AMS
 Sample wt/vol: 30.2 (g/mL) G Lab File ID: E4B3862F
 % Moisture: 15 decanted: (Y/N) N Date Received: 05/14/02
 Extraction: (SepF/Cont/Sonc) SONC Date Extracted: 05/14/02
 Concentrated Extract Volume: 10000 (uL) Date Analyzed: 05/18/02
 Injection Volume: 1.0 (uL) Dilution Factor: 1.0
 GPC Cleanup: (Y/N) N pH: ___ Sulfur Cleanup: (Y/N) Y

CAS NO. COMPOUND CONCENTRATION UNITS:
(ug/L or ug/Kg) UG/KG Q

12674-11-2-----	Aroclor-1016	600	
11104-28-2-----	Aroclor-1221	39	U
1114-16-5-----	Aroclor-1232	39	U
53469-21-9-----	Aroclor-1242	39	U
12672-29-6-----	Aroclor-1248	890	
11097-69-1-----	Aroclor-1254	1500	P
11096-82-5-----	Aroclor-1260	1000	

FORM 1
PCB ORGANICS ANALYSIS DATA SHEET

CLIENT SAMPLE NO.

B-39 2-2MSD

Lab Name: MITKEM CORPORATION

Contract:

Lab Code: MITKEM

Case No.:

SAS No.:

SDG No.: A0740

Matrix: (soil/water) SOIL

Lab Sample ID: A0740-12AMSD

Sample wt/vol: 30.0 (g/mL) G

Lab File ID: E4B3863F

% Moisture: 15 decanted: (Y/N) N

Date Received: 05/14/02

Extraction: (SepF/Cont/Sonc) SONC

Date Extracted: 05/14/02

Concentrated Extract Volume: 10000 (uL)

Date Analyzed: 05/18/02

Injection Volume: 1.0 (uL)

Dilution Factor: 1.0

GPC Cleanup: (Y/N) N pH: ___

Sulfur Cleanup: (Y/N) Y

CAS NO. COMPOUND CONCENTRATION UNITS:
(ug/L or ug/Kg) UG/KG Q

12674-11-2-----	Aroclor-1016	620	
11104-28-2-----	Aroclor-1221	39	U
1114-16-5-----	Aroclor-1232	39	U
53469-21-9-----	Aroclor-1242	39	U
12672-29-6-----	Aroclor-1248	1200	P
11097-69-1-----	Aroclor-1254	2300	EP
11096-82-5-----	Aroclor-1260	1400	

FORM 1
PCB ORGANICS ANALYSIS DATA SHEET

CLIENT SAMPLE NO.

B-40 0-2

Lab Name: MITKEM CORPORATION Contract:
 Lab Code: MITKEM Case No.: SAS No.: SDG No.: A0740
 Matrix: (soil/water) SOIL Lab Sample ID: A0740-13A
 Sample wt/vol: 30.4 (g/mL) G Lab File ID: E4B3865F
 % Moisture: 8 decanted: (Y/N) N Date Received: 05/14/02
 Extraction: (SepF/Cont/Sonc) SONC Date Extracted: 05/14/02
 Concentrated Extract Volume: 10000 (uL) Date Analyzed: 05/18/02
 Injection Volume: 1.0 (uL) Dilution Factor: 5.0
 GPC Cleanup: (Y/N) N pH: ____ Sulfur Cleanup: (Y/N) Y

CAS NO.	COMPOUND	CONCENTRATION UNITS:	
		(ug/L or ug/Kg)	UG/KG
12674-11-2-----	Aroclor-1016	180	U
11104-28-2-----	Aroclor-1221	180	U
1114-16-5-----	Aroclor-1232	180	U
53469-21-9-----	Aroclor-1242	180	U
12672-29-6-----	Aroclor-1248	2300	
11097-69-1-----	Aroclor-1254	180	U
11096-82-5-----	Aroclor-1260	180	U

FORM 1
PCB ORGANICS ANALYSIS DATA SHEET

CLIENT SAMPLE NO.

B-40 2-2

Lab Name: MITKEM CORPORATION Contract:
 Lab Code: MITKEM Case No.: SAS No.: SDG No.: A0740
 Matrix: (soil/water) SOIL Lab Sample ID: A0740-14A
 Sample wt/vol: 30.2 (g/mL) G Lab File ID: E4B3866F
 % Moisture: 12 decanted: (Y/N) N Date Received: 05/14/02
 Extraction: (SepF/Cont/Sonc) SONC Date Extracted: 05/14/02
 Concentrated Extract Volume: 10000 (uL) Date Analyzed: 05/18/02
 Injection Volume: 1.0 (uL) Dilution Factor: 5.0
 GPC Cleanup: (Y/N) N pH: _____ Sulfur Cleanup: (Y/N) Y

CAS NO.	COMPOUND	CONCENTRATION UNITS: (ug/L or ug/Kg) UG/KG		Q
12674-11-2-----	Aroclor-1016	190	U	
11104-28-2-----	Aroclor-1221	190	U	
1114-16-5-----	Aroclor-1232	190	U	
53469-21-9-----	Aroclor-1242	190	U	
12672-29-6-----	Aroclor-1248	1800		
11097-69-1-----	Aroclor-1254	190	U	
11096-82-5-----	Aroclor-1260	190	U	

FORM 1
PCB ORGANICS ANALYSIS DATA SHEET

CLIENT SAMPLE NO.

B-41 0-2

Lab Name: MITKEM CORPORATION Contract:
 Lab Code: MITKEM Case No.: SAS No.: SDG No.: A0740
 Matrix: (soil/water) SOIL Lab Sample ID: A0740-15A
 Sample wt/vol: 30.5 (g/mL) G Lab File ID: E4B3867F
 % Moisture: 9 decanted: (Y/N) N Date Received: 05/14/02
 Extraction: (SepF/Cont/Sonc) SONC Date Extracted: 05/14/02
 Concentrated Extract Volume: 10000 (uL) Date Analyzed: 05/18/02
 Injection Volume: 1.0 (uL) Dilution Factor: 10.0
 GPC Cleanup: (Y/N) N pH: ____ Sulfur Cleanup: (Y/N) Y

CAS NO. COMPOUND CONCENTRATION UNITS:
 (ug/L or ug/Kg) UG/KG Q

12674-11-2-----	Aroclor-1016	360	U
11104-28-2-----	Aroclor-1221	360	U
1114-16-5-----	Aroclor-1232	360	U
53469-21-9-----	Aroclor-1242	360	U
12672-29-6-----	Aroclor-1248	5600	
11097-69-1-----	Aroclor-1254	4300	
11096-82-5-----	Aroclor-1260	360	U

FORM 1
PCB ORGANICS ANALYSIS DATA SHEET

CLIENT SAMPLE NO.

B-41 2-2

Lab Name: MITKEM CORPORATION Contract: _____

Lab Code: MITKEM Case No.: _____ SAS No.: _____ SDG No.: A0740

Matrix: (soil/water) SOIL Lab Sample ID: A0740-16A

Sample wt/vol: 30.0 (g/mL) G Lab File ID: E4B3847F

% Moisture: 12 decanted: (Y/N) N Date Received: 05/14/02

Extraction: (SepF/Cont/Sonc) SONC Date Extracted: 05/14/02

Concentrated Extract Volume: 10000 (uL) Date Analyzed: 05/17/02

Injection Volume: 1.0 (uL) Dilution Factor: 1.0

GPC Cleanup: (Y/N) N pH: _____ Sulfur Cleanup: (Y/N) Y

CAS NO.	COMPOUND	CONCENTRATION UNITS:	
		(ug/L or ug/Kg)	UG/KG
12674-11-2-----	Aroclor-1016	38	U
11104-28-2-----	Aroclor-1221	38	U
1114-16-5-----	Aroclor-1232	38	U
53469-21-9-----	Aroclor-1242	38	U
12672-29-6-----	Aroclor-1248	38	U
11097-69-1-----	Aroclor-1254	63	P
11096-82-5-----	Aroclor-1260	38	U

FORM 1
PCB ORGANICS ANALYSIS DATA SHEET

CLIENT SAMPLE NO.

B-42 0-2

Lab Name: MITKEM CORPORATION Contract:
 Lab Code: MITKEM Case No.: SAS No.: SDG No.: A0740
 Matrix: (soil/water) SOIL Lab Sample ID: A0740-17A
 Sample wt/vol: 30.4 (g/mL) G Lab File ID: E4B3874F
 % Moisture: 13 decanted: (Y/N) N Date Received: 05/14/02
 Extraction: (SepF/Cont/Sonc) SONC Date Extracted: 05/14/02
 Concentrated Extract Volume: 10000 (uL) Date Analyzed: 05/18/02
 Injection Volume: 1.0 (uL) Dilution Factor: 10.0
 GPC Cleanup: (Y/N) N pH: ____ Sulfur Cleanup: (Y/N) Y

CAS NO. COMPOUND CONCENTRATION UNITS:
 (ug/L or ug/Kg) UG/KG Q

12674-11-2-----	Aroclor-1016	380	U
11104-28-2-----	Aroclor-1221	380	U
1114-16-5-----	Aroclor-1232	380	U
53469-21-9-----	Aroclor-1242	380	U
12672-29-6-----	Aroclor-1248	2400	
11097-69-1-----	Aroclor-1254	380	U
11096-82-5-----	Aroclor-1260	380	U

FORM 1
PCB ORGANICS ANALYSIS DATA SHEET

CLIENT SAMPLE NO.

B-42 2-2

Lab Name: MITKEM CORPORATION Contract: _____
 Lab Code: MITKEM Case No.: _____ SAS No.: _____ SDG No.: A0740
 Matrix: (soil/water) SOIL Lab Sample ID: A0740-18A
 Sample wt/vol: 30.2 (g/mL) G Lab File ID: E4B3849F
 % Moisture: 6 decanted: (Y/N) N Date Received: 05/14/02
 Extraction: (SepF/Cont/Sonc) SONC Date Extracted: 05/14/02
 Concentrated Extract Volume: 10000 (uL) Date Analyzed: 05/17/02
 Injection Volume: 1.0 (uL) Dilution Factor: 1.0
 GPC Cleanup: (Y/N) N pH: ____ Sulfur Cleanup: (Y/N) Y

CAS NO.	COMPOUND	CONCENTRATION UNITS: (ug/L or ug/Kg) UG/KG	Q
12674-11-2-----	Aroclor-1016	35	U
11104-28-2-----	Aroclor-1221	35	U
1114-16-5-----	Aroclor-1232	35	U
53469-21-9-----	Aroclor-1242	35	U
12672-29-6-----	Aroclor-1248	200	
11097-69-1-----	Aroclor-1254	35	U
11096-82-5-----	Aroclor-1260	35	U

FORM 1
PCB ORGANICS ANALYSIS DATA SHEET

CLIENT SAMPLE NO.

B-42 2-2MS

Lab Name: MITKEM CORPORATION Contract:
 Lab Code: MITKEM Case No.: SAS No.: SDG No.: A0740
 Matrix: (soil/water) SOIL Lab Sample ID: A0740-18AMS
 Sample wt/vol: 30.1 (g/mL) G Lab File ID: E4B3860F
 % Moisture: 6 decanted: (Y/N) N Date Received: 05/14/02
 Extraction: (SepF/Cont/Sonc) SONC Date Extracted: 05/14/02
 Concentrated Extract Volume: 10000 (uL) Date Analyzed: 05/18/02
 Injection Volume: 1.0 (uL) Dilution Factor: 1.0
 GPC Cleanup: (Y/N) N pH: ____ Sulfur Cleanup: (Y/N) Y

CAS NO.	COMPOUND	CONCENTRATION UNITS:	
		(ug/L or ug/Kg)	UG/KG
12674-11-2-----	Aroclor-1016	410	
11104-28-2-----	Aroclor-1221	35	U
1114-16-5-----	Aroclor-1232	35	U
53469-21-9-----	Aroclor-1242	35	U
12672-29-6-----	Aroclor-1248	550	
11097-69-1-----	Aroclor-1254	35	U
11096-82-5-----	Aroclor-1260	480	

FORM 1
PCB ORGANICS ANALYSIS DATA SHEET

CLIENT SAMPLE NO.

B-42 2-2MSD

Lab Name: MITKEM CORPORATION Contract:
 Lab Code: MITKEM Case No.: SAS No.: SDG No.: A0740
 Matrix: (soil/water) SOIL Lab Sample ID: A0740-18AMSD
 Sample wt/vol: 30.6 (g/mL) G Lab File ID: E4B3861F
 % Moisture: 6 decanted: (Y/N) N Date Received: 05/14/02
 Extraction: (SepF/Cont/Sonc) SONC Date Extracted: 05/14/02
 Concentrated Extract Volume: 10000 (uL) Date Analyzed: 05/18/02
 Injection Volume: 1.0 (uL) Dilution Factor: 1.0
 GPC Cleanup: (Y/N) N pH: _____ Sulfur Cleanup: (Y/N) Y

CAS NO.	COMPOUND	CONCENTRATION UNITS: (ug/L or ug/Kg) UG/KG	Q
12674-11-2-----	Aroclor-1016	430	
11104-28-2-----	Aroclor-1221	35	U
1114-16-5-----	Aroclor-1232	35	U
53469-21-9-----	Aroclor-1242	35	U
12672-29-6-----	Aroclor-1248	570	
11097-69-1-----	Aroclor-1254	35	U
11096-82-5-----	Aroclor-1260	490	

FORM 1
PCB ORGANICS ANALYSIS DATA SHEET

CLIENT SAMPLE NO.

B-43 0-2

Lab Name: MITKEM CORPORATION Contract:
 Lab Code: MITKEM Case No.: SAS No.: SDG No.: A0740
 Matrix: (soil/water) SOIL Lab Sample ID: A0740-19A
 Sample wt/vol: 30.6 (g/mL) G Lab File ID: E4B3876F
 % Moisture: 14 decanted: (Y/N) N Date Received: 05/14/02
 Extraction: (SepF/Cont/Sonc) SONC Date Extracted: 05/14/02
 Concentrated Extract Volume: 10000 (uL) Date Analyzed: 05/18/02
 Injection Volume: 1.0 (uL) Dilution Factor: 10.0
 GPC Cleanup: (Y/N) N pH: _____ Sulfur Cleanup: (Y/N) Y

CAS NO.	COMPOUND	CONCENTRATION UNITS: (ug/L or ug/Kg) UG/KG		Q
12674-11-2-----	Aroclor-1016	380	U	
11104-28-2-----	Aroclor-1221	380	U	
1114-16-5-----	Aroclor-1232	380	U	
53469-21-9-----	Aroclor-1242	380	U	
12672-29-6-----	Aroclor-1248	2000	P	
11097-69-1-----	Aroclor-1254	380	U	
11096-82-5-----	Aroclor-1260	380	U	

FORM 1
PCB ORGANICS ANALYSIS DATA SHEET

CLIENT SAMPLE NO.

B-43 2-2

Lab Name: MITKEM CORPORATION Contract:
 Lab Code: MITKEM Case No.: SAS No.: SDG No.: A0740
 Matrix: (soil/water) SOIL Lab Sample ID: A0740-20A
 Sample wt/vol: 30.3 (g/mL) G Lab File ID: E4B3859F
 % Moisture: 8 decanted: (Y/N) N Date Received: 05/14/02
 Extraction: (SepF/Cont/Sonc) SONC Date Extracted: 05/14/02
 Concentrated Extract Volume: 10000 (uL) Date Analyzed: 05/17/02
 Injection Volume: 1.0 (uL) Dilution Factor: 1.0
 GPC Cleanup: (Y/N) N pH: _____ Sulfur Cleanup: (Y/N) Y

CAS NO.	COMPOUND	CONCENTRATION UNITS: (ug/L or ug/Kg) UG/KG		Q
12674-11-2-----	Aroclor-1016	36	U	
11104-28-2-----	Aroclor-1221	36	U	
1114-16-5-----	Aroclor-1232	36	U	
53469-21-9-----	Aroclor-1242	36	U	
12672-29-6-----	Aroclor-1248	410	P	
11097-69-1-----	Aroclor-1254	540	P	
11096-82-5-----	Aroclor-1260	36	U	

FORM 1
PCB ORGANICS ANALYSIS DATA SHEET

CLIENT SAMPLE NO.

BIALCS

Lab Name: MITKEM CORPORATION Contract:
 Lab Code: MITKEM Case No.: SAS No.: SDG No.: A0740
 Matrix: (soil/water) SOIL Lab Sample ID: B0514-LS1
 Sample wt/vol: 30.0 (g/mL) G Lab File ID: E4B3851F
 % Moisture: 0 decanted: (Y/N) N Date Received: _____
 Extraction: (SepF/Cont/Sonc) SONC Date Extracted: 05/14/02
 Concentrated Extract Volume: 10000 (uL) Date Analyzed: 05/17/02
 Injection Volume: 1.0 (uL) Dilution Factor: 1.0
 GPC Cleanup: (Y/N) N pH: _____ Sulfur Cleanup: (Y/N) Y

CAS NO.	COMPOUND	CONCENTRATION UNITS: (ug/L or ug/Kg) UG/KG		Q
12674-11-2-----	Aroclor-1016	330		
11104-28-2-----	Aroclor-1221	33	U	
1114-16-5-----	Aroclor-1232	33	U	
53469-21-9-----	Aroclor-1242	33	U	
12672-29-6-----	Aroclor-1248	33	U	
11097-69-1-----	Aroclor-1254	33	U	
11096-82-5-----	Aroclor-1260	320		

FORM 1
PCB ORGANICS ANALYSIS DATA SHEET

CLIENT SAMPLE NO.

B-32S10S1

Lab Name: MITKEM CORPORATION Contract:
 Lab Code: MITKEM Case No.: SAS No.: SDG No.: A0740
 Matrix: (soil/water) SOIL Lab Sample ID: A0740-35A
 Sample wt/vol: 30.2 (g/mL) G Lab File ID: E2D0520F
 % Moisture: 3 decanted: (Y/N) N Date Received: 05/14/02
 Extraction: (SepF/Cont/Sonc) SONC Date Extracted: 05/14/02
 Concentrated Extract Volume: 10000 (uL) Date Analyzed: 05/16/02
 Injection Volume: 1.0 (uL) Dilution Factor: 10.0
 GPC Cleanup: (Y/N) N pH: ___ Sulfur Cleanup: (Y/N) Y

CAS NO.	COMPOUND	CONCENTRATION UNITS: (ug/L or ug/Kg) UG/KG	
12674-11-2-----	Aroclor-1016	340	U
11104-28-2-----	Aroclor-1221	340	U
11141-16-5-----	Aroclor-1232	340	U
53469-21-9-----	Aroclor-1242	340	U
12672-29-6-----	Aroclor-1248	1200	
11097-69-1-----	Aroclor-1254	340	U
11096-82-5-----	Aroclor-1260	340	U

FORM 1
PCB ORGANICS ANALYSIS DATA SHEET

CLIENT SAMPLE NO.

B-32S10S2

Lab Name: MITKEM CORPORATION Contract:
 Lab Code: MITKEM Case No.: SAS No.: SDG No.: A0740
 Matrix: (soil/water) SOIL Lab Sample ID: A0740-36A
 Sample wt/vol: 30.5 (g/mL) G Lab File ID: E2D0521F
 % Moisture: 10 decanted: (Y/N) N Date Received: 05/14/02
 Extraction: (SepF/Cont/Sonc) SONC Date Extracted: 05/14/02
 Concentrated Extract Volume: 10000 (uL) Date Analyzed: 05/16/02
 Injection Volume: 1.0 (uL) Dilution Factor: 10.0
 GPC Cleanup: (Y/N) N pH: ___ Sulfur Cleanup: (Y/N) Y

CAS NO.	COMPOUND	CONCENTRATION UNITS:	
		(ug/L or ug/Kg)	UG/KG
12674-11-2-----	Aroclor-1016	360	U
11104-28-2-----	Aroclor-1221	360	U
11141-16-5-----	Aroclor-1232	360	U
53469-21-9-----	Aroclor-1242	360	U
12672-29-6-----	Aroclor-1248	2000	
11097-69-1-----	Aroclor-1254	360	U
11096-82-5-----	Aroclor-1260	360	U

FORM 1
PCB ORGANICS ANALYSIS DATA SHEET

CLIENT SAMPLE NO.

B-32S10S2MS

Lab Name: MITKEM CORPORATION Contract:
 Lab Code: MITKEM Case No.: SAS No.: SDG No.: A0740
 Matrix: (soil/water) SOIL Lab Sample ID: A0740-36AMS
 Sample wt/vol: 30.4 (g/mL) G Lab File ID: E2D0522F
 % Moisture: 10 decanted: (Y/N) N Date Received: 05/14/02
 Extraction: (SepF/Cont/Sonc) SONC Date Extracted: 05/14/02
 Concentrated Extract Volume: 10000 (uL) Date Analyzed: 05/16/02
 Injection Volume: 1.0 (uL) Dilution Factor: 1.0
 GPC Cleanup: (Y/N) N pH: ___ Sulfur Cleanup: (Y/N) Y

CAS NO.	COMPOUND	CONCENTRATION UNITS: (ug/L or ug/Kg) UG/KG		Q
12674-11-2-----	Aroclor-1016	1100		
11104-28-2-----	Aroclor-1221	36	U	
11141-16-5-----	Aroclor-1232	36	U	
53469-21-9-----	Aroclor-1242	36	U	
12672-29-6-----	Aroclor-1248	1700		
11097-69-1-----	Aroclor-1254	36	U	
11096-82-5-----	Aroclor-1260	460		

FORM 1
PCB ORGANICS ANALYSIS DATA SHEET

CLIENT SAMPLE NO.

B-32S10S2MSD

Lab Name: MITKEM CORPORATION Contract:
 Lab Code: MITKEM Case No.: SAS No.: SDG No.: A0740
 Matrix: (soil/water) SOIL Lab Sample ID: A0740-36AMSD
 Sample wt/vol: 30.0 (g/mL) G Lab File ID: E2D0523F
 % Moisture: 10 decanted: (Y/N) N Date Received: 05/14/02
 Extraction: (SepF/Cont/Sonc) SONC Date Extracted: 05/14/02
 Concentrated Extract Volume: 10000 (uL) Date Analyzed: 05/16/02
 Injection Volume: 1.0 (uL) Dilution Factor: 1.0
 GPC Cleanup: (Y/N) N pH: ___ Sulfur Cleanup: (Y/N) Y

CAS NO.	COMPOUND	CONCENTRATION UNITS: (ug/L or ug/Kg) UG/KG		Q
12674-11-2-----	Aroclor-1016	1000		
11104-28-2-----	Aroclor-1221	37	U	
11141-16-5-----	Aroclor-1232	37	U	
53469-21-9-----	Aroclor-1242	37	U	
12672-29-6-----	Aroclor-1248	1700		
11097-69-1-----	Aroclor-1254	37	U	
11096-82-5-----	Aroclor-1260	500		

FORM 1
PCB ORGANICS ANALYSIS DATA SHEET

CLIENT SAMPLE NO.

B-32S10S3

Lab Name: MITKEM CORPORATION Contract:
 Lab Code: MITKEM Case No.: SAS No.: SDG No.: A0740
 Matrix: (soil/water) SOIL Lab Sample ID: A0740-37A
 Sample wt/vol: 30.0 (g/mL) G Lab File ID: E2D0524F
 % Moisture: 11 decanted: (Y/N) N Date Received: 05/14/02
 Extraction: (SepF/Cont/Sonc) SONC Date Extracted: 05/14/02
 Concentrated Extract Volume: 10000 (uL) Date Analyzed: 05/16/02
 Injection Volume: 1.0 (uL) Dilution Factor: 10.0
 GPC Cleanup: (Y/N) N pH: ___ Sulfur Cleanup: (Y/N) Y

CAS NO.	COMPOUND	CONCENTRATION UNITS: (ug/L or ug/Kg) UG/KG	
12674-11-2-----	Aroclor-1016	370	U
11104-28-2-----	Aroclor-1221	370	U
11141-16-5-----	Aroclor-1232	370	U
53469-21-9-----	Aroclor-1242	370	U
12672-29-6-----	Aroclor-1248	2500	
11097-69-1-----	Aroclor-1254	370	U
11096-82-5-----	Aroclor-1260	370	U

FORM 1
PCB ORGANICS ANALYSIS DATA SHEET

CLIENT SAMPLE NO.

B-32S10S4

Lab Name: MITKEM CORPORATION Contract:
 Lab Code: MITKEM Case No.: SAS No.: SDG No.: A0740
 Matrix: (soil/water) SOIL Lab Sample ID: A0740-38A
 Sample wt/vol: 30.3 (g/mL) G Lab File ID: E2D0544F
 % Moisture: 10 decanted: (Y/N) N Date Received: 05/14/02
 Extraction: (SepF/Cont/Sonc) SONC Date Extracted: 05/14/02
 Concentrated Extract Volume: 10000 (uL) Date Analyzed: 05/16/02
 Injection Volume: 1.0 (uL) Dilution Factor: 1.0
 GPC Cleanup: (Y/N) N pH: _____ Sulfur Cleanup: (Y/N) Y

CAS NO.	COMPOUND	CONCENTRATION UNITS: (ug/L or ug/Kg) UG/KG	
12674-11-2-----	Aroclor-1016	37	U
11104-28-2-----	Aroclor-1221	37	U
11141-16-5-----	Aroclor-1232	37	U
53469-21-9-----	Aroclor-1242	37	U
12672-29-6-----	Aroclor-1248	320	
11097-69-1-----	Aroclor-1254	37	U
11096-82-5-----	Aroclor-1260	37	U

FORM 1
PCB ORGANICS ANALYSIS DATA SHEET

CLIENT SAMPLE NO.

B-32W10S1

Lab Name: MITKEM CORPORATION Contract:
 Lab Code: MITKEM Case No.: SAS No.: SDG No.: A0740
 Matrix: (soil/water) SOIL Lab Sample ID: A0740-39A
 Sample wt/vol: 30.1 (g/mL) G Lab File ID: E2D0545F
 % Moisture: 6 decanted: (Y/N) N Date Received: 05/14/02
 Extraction: (SepF/Cont/Sonc) SONC Date Extracted: 05/14/02
 Concentrated Extract Volume: 10000 (uL) Date Analyzed: 05/16/02
 Injection Volume: 1.0 (uL) Dilution Factor: 1.0
 GPC Cleanup: (Y/N) N pH: ___ Sulfur Cleanup: (Y/N) Y

CAS NO.	COMPOUND	CONCENTRATION UNITS: (ug/L or ug/Kg) UG/KG	
12674-11-2-----	Aroclor-1016	35	U
11104-28-2-----	Aroclor-1221	35	U
11141-16-5-----	Aroclor-1232	35	U
53469-21-9-----	Aroclor-1242	35	U
12672-29-6-----	Aroclor-1248	230	P
11097-69-1-----	Aroclor-1254	170	
11096-82-5-----	Aroclor-1260	35	U

FORM 1
PCB ORGANICS ANALYSIS DATA SHEET

CLIENT SAMPLE NO.

B-32W10S2

Lab Name: MITKEM CORPORATION Contract:
 Lab Code: MITKEM Case No.: SAS No.: SDG No.: A0740
 Matrix: (soil/water) SOIL Lab Sample ID: A0740-40A
 Sample wt/vol: 30.3 (g/mL) G Lab File ID: E2D0552F
 % Moisture: 5 decanted: (Y/N) N Date Received: 05/14/02
 Extraction: (SepF/Cont/Sonc) SONC Date Extracted: 05/14/02
 Concentrated Extract Volume: 10000 (uL) Date Analyzed: 05/17/02
 Injection Volume: 1.0 (uL) Dilution Factor: 1.0
 GPC Cleanup: (Y/N) N pH: ___ Sulfur Cleanup: (Y/N) Y

CAS NO.	COMPOUND	CONCENTRATION UNITS: (ug/L or ug/Kg) UG/KG	
12674-11-2-----	Aroclor-1016	35	U
11104-28-2-----	Aroclor-1221	35	U
11141-16-5-----	Aroclor-1232	35	U
53469-21-9-----	Aroclor-1242	35	U
12672-29-6-----	Aroclor-1248	35	U
11097-69-1-----	Aroclor-1254	35	U
11096-82-5-----	Aroclor-1260	35	U

FORM 1
PCB ORGANICS ANALYSIS DATA SHEET

CLIENT SAMPLE NO.

B-44 0-2

Lab Name: MITKEM CORPORATION Contract:
 Lab Code: MITKEM Case No.: SAS No.: SDG No.: A0740
 Matrix: (soil/water) SOIL Lab Sample ID: A0740-21A
 Sample wt/vol: 30.0 (g/mL) G Lab File ID: E2D0541F
 % Moisture: 17 decanted: (Y/N) N Date Received: 05/14/02
 Extraction: (SepF/Cont/Sonc) SONC Date Extracted: 05/14/02
 Concentrated Extract Volume: 10000 (uL) Date Analyzed: 05/16/02
 Injection Volume: 1.0 (uL) Dilution Factor: 5.0
 GPC Cleanup: (Y/N) N pH: ___ Sulfur Cleanup: (Y/N) Y

CAS NO. COMPOUND CONCENTRATION UNITS:
(ug/L or ug/Kg) UG/KG Q

12674-11-2-----	Aroclor-1016	200	U
11104-28-2-----	Aroclor-1221	200	U
11141-16-5-----	Aroclor-1232	200	U
53469-21-9-----	Aroclor-1242	200	U
12672-29-6-----	Aroclor-1248	2500	
11097-69-1-----	Aroclor-1254	200	U
11096-82-5-----	Aroclor-1260	200	U

FORM 1
PCB ORGANICS ANALYSIS DATA SHEET

CLIENT SAMPLE NO.

B-44 2-2

Lab Name: MITKEM CORPORATION Contract:
 Lab Code: MITKEM Case No.: SAS No.: SDG No.: A0740
 Matrix: (soil/water) SOIL Lab Sample ID: A0740-22A
 Sample wt/vol: 30.1 (g/mL) G Lab File ID: E2D0491F
 % Moisture: 9 decanted: (Y/N) N Date Received: 05/14/02
 Extraction: (SepF/Cont/Sonc) SONC Date Extracted: 05/14/02
 Concentrated Extract Volume: 10000 (uL) Date Analyzed: 05/15/02
 Injection Volume: 1.0 (uL) Dilution Factor: 1.0
 GPC Cleanup: (Y/N) N pH: ___ Sulfur Cleanup: (Y/N) Y

CAS NO. COMPOUND CONCENTRATION UNITS:
(ug/L or ug/Kg) UG/KG Q

12674-11-2-----	Aroclor-1016	36	U
11104-28-2-----	Aroclor-1221	36	U
11141-16-5-----	Aroclor-1232	36	U
53469-21-9-----	Aroclor-1242	36	U
12672-29-6-----	Aroclor-1248	1300	
11097-69-1-----	Aroclor-1254	900	
11096-82-5-----	Aroclor-1260	36	U

FORM 1
PCB ORGANICS ANALYSIS DATA SHEET

CLIENT SAMPLE NO.

B-45 0-2

Lab Name: MITKEM CORPORATION Contract:
 Lab Code: MITKEM Case No.: SAS No.: SDG No.: A0740
 Matrix: (soil/water) SOIL Lab Sample ID: A0740-23A
 Sample wt/vol: 30.2 (g/mL) G Lab File ID: E2D0492F
 % Moisture: 14 decanted: (Y/N) N Date Received: 05/14/02
 Extraction: (SepF/Cont/Sonc) SONC Date Extracted: 05/14/02
 Concentrated Extract Volume: 10000 (uL) Date Analyzed: 05/15/02
 Injection Volume: 1.0 (uL) Dilution Factor: 10.0
 GPC Cleanup: (Y/N) N pH: ___ Sulfur Cleanup: (Y/N) Y

CAS NO.	COMPOUND	CONCENTRATION UNITS: (ug/L or ug/Kg) UG/KG	
12674-11-2-----	Aroclor-1016	380	U
11104-28-2-----	Aroclor-1221	380	U
11141-16-5-----	Aroclor-1232	380	U
53469-21-9-----	Aroclor-1242	380	U
12672-29-6-----	Aroclor-1248	770	
11097-69-1-----	Aroclor-1254	380	U
11096-82-5-----	Aroclor-1260	380	U

FORM 1
PCB ORGANICS ANALYSIS DATA SHEET

CLIENT SAMPLE NO.

B-45 2-2

Lab Name: MITKEM CORPORATION Contract:
 Lab Code: MITKEM Case No.: SAS No.: SDG No.: A0740
 Matrix: (soil/water) SOIL Lab Sample ID: A0740-24A
 Sample wt/vol: 30.5 (g/mL) G Lab File ID: E2D0542F
 % Moisture: 10 decanted: (Y/N) N Date Received: 05/14/02
 Extraction: (SepF/Cont/Sonc) SONC Date Extracted: 05/14/02
 Concentrated Extract Volume: 10000 (uL) Date Analyzed: 05/16/02
 Injection Volume: 1.0 (uL) Dilution Factor: 1.0
 GPC Cleanup: (Y/N) N pH: ___ Sulfur Cleanup: (Y/N) Y

CAS NO.	COMPOUND	CONCENTRATION UNITS: (ug/L or ug/Kg) UG/KG	Q
12674-11-2-----	Aroclor-1016	36	U
11104-28-2-----	Aroclor-1221	36	U
11141-16-5-----	Aroclor-1232	36	U
53469-21-9-----	Aroclor-1242	36	U
12672-29-6-----	Aroclor-1248	140	
11097-69-1-----	Aroclor-1254	36	U
11096-82-5-----	Aroclor-1260	36	U

FORM 1
PCB ORGANICS ANALYSIS DATA SHEET

CLIENT SAMPLE NO.

B-46 0-2

Lab Name: MITKEM CORPORATION Contract:
 Lab Code: MITKEM Case No.: SAS No.: SDG No.: A0740
 Matrix: (soil/water) SOIL Lab Sample ID: A0740-25A
 Sample wt/vol: 30.3 (g/mL) G Lab File ID: E2D0494F
 % Moisture: 12 decanted: (Y/N) N Date Received: 05/14/02
 Extraction: (SepF/Cont/Sonc) SONC Date Extracted: 05/14/02
 Concentrated Extract Volume: 10000 (uL) Date Analyzed: 05/15/02
 Injection Volume: 1.0 (uL) Dilution Factor: 10.0
 GPC Cleanup: (Y/N) N pH: ___ Sulfur Cleanup: (Y/N) Y

CAS NO.	COMPOUND	CONCENTRATION UNITS: (ug/L or ug/Kg) UG/KG		Q
12674-11-2-----	Aroclor-1016	380	U	
11104-28-2-----	Aroclor-1221	380	U	
11141-16-5-----	Aroclor-1232	380	U	
53469-21-9-----	Aroclor-1242	380	U	
12672-29-6-----	Aroclor-1248	2000		
11097-69-1-----	Aroclor-1254	1100		
11096-82-5-----	Aroclor-1260	380	U	

FORM 1
PCB ORGANICS ANALYSIS DATA SHEET

CLIENT SAMPLE NO.

B-46 2-2

Lab Name: MITKEM CORPORATION Contract:
 Lab Code: MITKEM Case No.: SAS No.: SDG No.: A0740
 Matrix: (soil/water) SOIL Lab Sample ID: A0740-26A
 Sample wt/vol: 30.5 (g/mL) G Lab File ID: E2D0543F
 % Moisture: 6 decanted: (Y/N) N Date Received: 05/14/02
 Extraction: (SepF/Cont/Sonc) SONC Date Extracted: 05/14/02
 Concentrated Extract Volume: 10000 (uL) Date Analyzed: 05/16/02
 Injection Volume: 1.0 (uL) Dilution Factor: 1.0
 GPC Cleanup: (Y/N) N pH: ___ Sulfur Cleanup: (Y/N) Y

CAS NO.	COMPOUND	CONCENTRATION UNITS: (ug/L or ug/Kg) UG/KG		Q
12674-11-2-----	Aroclor-1016	35	U	
11104-28-2-----	Aroclor-1221	35	U	
11141-16-5-----	Aroclor-1232	35	U	
53469-21-9-----	Aroclor-1242	35	U	
12672-29-6-----	Aroclor-1248	220		
11097-69-1-----	Aroclor-1254	130		
11096-82-5-----	Aroclor-1260	35	U	

FORM 1
PCB ORGANICS ANALYSIS DATA SHEET

CLIENT SAMPLE NO.

B-46 2-2MS

Lab Name: MITKEM CORPORATION Contract:
 Lab Code: MITKEM Case No.: SAS No.: SDG No.: A0740
 Matrix: (soil/water) SOIL Lab Sample ID: A0740-26AMS
 Sample wt/vol: 30.0 (g/mL) G Lab File ID: E2D0503F
 % Moisture: 6 decanted: (Y/N) N Date Received: 05/14/02
 Extraction: (SepF/Cont/Sonc) SONC Date Extracted: 05/14/02
 Concentrated Extract Volume: 10000 (uL) Date Analyzed: 05/15/02
 Injection Volume: 1.0 (uL) Dilution Factor: 1.0
 GPC Cleanup: (Y/N) N pH: ___ Sulfur Cleanup: (Y/N) Y

CAS NO.	COMPOUND	CONCENTRATION UNITS: (ug/L or ug/Kg) UG/KG	
12674-11-2-----	Aroclor-1016	350	
11104-28-2-----	Aroclor-1221	35	U
11141-16-5-----	Aroclor-1232	35	U
53469-21-9-----	Aroclor-1242	35	U
12672-29-6-----	Aroclor-1248	360	
11097-69-1-----	Aroclor-1254	180	P
11096-82-5-----	Aroclor-1260	330	

FORM 1
PCB ORGANICS ANALYSIS DATA SHEET

CLIENT SAMPLE NO.

B-46 2-2MSD

Lab Name: MITKEM CORPORATION Contract:
 Lab Code: MITKEM Case No.: SAS No.: SDG No.: A0740
 Matrix: (soil/water) SOIL Lab Sample ID: A0740-26AMSD
 Sample wt/vol: 30.1 (g/mL) G Lab File ID: E2D0504F
 % Moisture: 6 decanted: (Y/N) N Date Received: 05/14/02
 Extraction: (SepF/Cont/Sonc) SONC Date Extracted: 05/14/02
 Concentrated Extract Volume: 10000 (uL) Date Analyzed: 05/15/02
 Injection Volume: 1.0 (uL) Dilution Factor: 1.0
 GPC Cleanup: (Y/N) N pH: _____ Sulfur Cleanup: (Y/N) Y

CAS NO. COMPOUND CONCENTRATION UNITS:
(ug/L or ug/Kg) UG/KG Q

12674-11-2-----	Aroclor-1016	340	
11104-28-2-----	Aroclor-1221	35	U
11141-16-5-----	Aroclor-1232	35	U
53469-21-9-----	Aroclor-1242	35	U
12672-29-6-----	Aroclor-1248	350	
11097-69-1-----	Aroclor-1254	180	P
11096-82-5-----	Aroclor-1260	330	

FORM 1
PCB ORGANICS ANALYSIS DATA SHEET

CLIENT SAMPLE NO.

B-47 0-2

Lab Name: MITKEM CORPORATION Contract:
 Lab Code: MITKEM Case No.: SAS No.: SDG No.: A0740
 Matrix: (soil/water) SOIL Lab Sample ID: A0740-27A
 Sample wt/vol: 30.3 (g/mL) G Lab File ID: E2D0505F
 % Moisture: 16 decanted: (Y/N) N Date Received: 05/14/02
 Extraction: (SepF/Cont/Sonc) SONC Date Extracted: 05/14/02
 Concentrated Extract Volume: 10000 (uL) Date Analyzed: 05/15/02
 Injection Volume: 1.0 (uL) Dilution Factor: 10.0
 GPC Cleanup: (Y/N) N pH: ___ Sulfur Cleanup: (Y/N) Y

CAS NO. COMPOUND CONCENTRATION UNITS:
(ug/L or ug/Kg) UG/KG Q

12674-11-2-----	Aroclor-1016	390	U
11104-28-2-----	Aroclor-1221	390	U
11141-16-5-----	Aroclor-1232	390	U
53469-21-9-----	Aroclor-1242	390	U
12672-29-6-----	Aroclor-1248	3000	
11097-69-1-----	Aroclor-1254	1600	
11096-82-5-----	Aroclor-1260	390	U

FORM 1
 PCB ORGANICS ANALYSIS DATA SHEET

CLIENT SAMPLE NO.

B-47 2-2

Lab Name: MITKEM CORPORATION Contract:
 Lab Code: MITKEM Case No.: SAS No.: SDG No.: A0740
 Matrix: (soil/water) SOIL Lab Sample ID: A0740-28A
 Sample wt/vol: 30.0 (g/mL) G Lab File ID: E2D0506F
 % Moisture: 14 decanted: (Y/N) N Date Received: 05/14/02
 Extraction: (SepF/Cont/Sonc) SONC Date Extracted: 05/14/02
 Concentrated Extract Volume: 10000 (uL) Date Analyzed: 05/15/02
 Injection Volume: 1.0 (uL) Dilution Factor: 10.0
 GPC Cleanup: (Y/N) N pH: ___ Sulfur Cleanup: (Y/N) Y

CAS NO.	COMPOUND	CONCENTRATION UNITS: (ug/L or ug/Kg) UG/KG	
12674-11-2-----	Aroclor-1016	390	U
11104-28-2-----	Aroclor-1221	390	U
11141-16-5-----	Aroclor-1232	390	U
53469-21-9-----	Aroclor-1242	390	U
12672-29-6-----	Aroclor-1248	390	U
11097-69-1-----	Aroclor-1254	560	
11096-82-5-----	Aroclor-1260	390	U

FORM 1
 PCB ORGANICS ANALYSIS DATA SHEET

CLIENT SAMPLE NO.

B-48 0-2

Lab Name: MITKEM CORPORATION Contract:
 Lab Code: MITKEM Case No.: SAS No.: SDG No.: A0740
 Matrix: (soil/water) SOIL Lab Sample ID: A0740-29A
 Sample wt/vol: 30.0 (g/mL) G Lab File ID: E2D0507F
 % Moisture: 13 decanted: (Y/N) N Date Received: 05/14/02
 Extraction: (SepF/Cont/Sonc) SONC Date Extracted: 05/14/02
 Concentrated Extract Volume: 10000 (uL) Date Analyzed: 05/16/02
 Injection Volume: 1.0 (uL) Dilution Factor: 10.0
 GPC Cleanup: (Y/N) N pH: ___ Sulfur Cleanup: (Y/N) Y

CAS NO.	COMPOUND	CONCENTRATION UNITS: (ug/L or ug/Kg) UG/KG		Q
12674-11-2-----	Aroclor-1016	380	U	
11104-28-2-----	Aroclor-1221	380	U	
11141-16-5-----	Aroclor-1232	380	U	
53469-21-9-----	Aroclor-1242	380	U	
12672-29-6-----	Aroclor-1248	2100		
11097-69-1-----	Aroclor-1254	860		
11096-82-5-----	Aroclor-1260	380	U	

FORM 1
PCB ORGANICS ANALYSIS DATA SHEET

CLIENT SAMPLE NO.

B-48 2-2

Lab Name: MITKEM CORPORATION Contract:
 Lab Code: MITKEM Case No.: SAS No.: SDG No.: A0740
 Matrix: (soil/water) SOIL Lab Sample ID: A0740-30A
 Sample wt/vol: 30.2 (g/mL) G Lab File ID: E2D0508F
 % Moisture: 7 decanted: (Y/N) N Date Received: 05/14/02
 Extraction: (SepF/Cont/Sonc) SONC Date Extracted: 05/14/02
 Concentrated Extract Volume: 10000 (uL) Date Analyzed: 05/16/02
 Injection Volume: 1.0 (uL) Dilution Factor: 10.0
 GPC Cleanup: (Y/N) N pH: _____ Sulfur Cleanup: (Y/N) Y

CAS NO.	COMPOUND	CONCENTRATION UNITS: (ug/L or ug/Kg) UG/KG	
12674-11-2-----	Aroclor-1016	360	U
11104-28-2-----	Aroclor-1221	360	U
11141-16-5-----	Aroclor-1232	360	U
53469-21-9-----	Aroclor-1242	360	U
12672-29-6-----	Aroclor-1248	1300	
11097-69-1-----	Aroclor-1254	360	U
11096-82-5-----	Aroclor-1260	360	U

FORM 1
PCB ORGANICS ANALYSIS DATA SHEET

CLIENT SAMPLE NO.

B-49 0-2

Lab Name: MITKEM CORPORATION Contract:
 Lab Code: MITKEM Case No.: SAS No.: SDG No.: A0740
 Matrix: (soil/water) SOIL Lab Sample ID: A0740-31A
 Sample wt/vol: 30.3 (g/mL) G Lab File ID: E2D0509F
 % Moisture: 10 decanted: (Y/N) N Date Received: 05/14/02
 Extraction: (SepF/Cont/Sonc) SONC Date Extracted: 05/14/02
 Concentrated Extract Volume: 10000 (uL) Date Analyzed: 05/16/02
 Injection Volume: 1.0 (uL) Dilution Factor: 10.0
 GPC Cleanup: (Y/N) N pH: ___ Sulfur Cleanup: (Y/N) Y

CAS NO.	COMPOUND	CONCENTRATION UNITS: (ug/L or ug/Kg) UG/KG	
12674-11-2-----	Aroclor-1016	370	U
11104-28-2-----	Aroclor-1221	370	U
11141-16-5-----	Aroclor-1232	370	U
53469-21-9-----	Aroclor-1242	370	U
12672-29-6-----	Aroclor-1248	2700	P
11097-69-1-----	Aroclor-1254	370	U
11096-82-5-----	Aroclor-1260	370	U

FORM 1
PCB ORGANICS ANALYSIS DATA SHEET

CLIENT SAMPLE NO.

B-49 2-2

Lab Name: MITKEM CORPORATION Contract:
 Lab Code: MITKEM Case No.: SAS No.: SDG No.: A0740
 Matrix: (soil/water) SOIL Lab Sample ID: A0740-32A
 Sample wt/vol: 30.3 (g/mL) G Lab File ID: E2D0536F
 % Moisture: 7 decanted: (Y/N) N Date Received: 05/14/02
 Extraction: (SepF/Cont/Sonc) SONC Date Extracted: 05/14/02
 Concentrated Extract Volume: 10000 (uL) Date Analyzed: 05/16/02
 Injection Volume: 1.0 (uL) Dilution Factor: 1.0
 GPC Cleanup: (Y/N) N pH: ___ Sulfur Cleanup: (Y/N) Y

CAS NO.	COMPOUND	CONCENTRATION UNITS: (ug/L or ug/Kg) UG/KG		Q
12674-11-2-----	Aroclor-1016	35	U	
11104-28-2-----	Aroclor-1221	35	U	
11141-16-5-----	Aroclor-1232	35	U	
53469-21-9-----	Aroclor-1242	35	U	
12672-29-6-----	Aroclor-1248	35	U	
11097-69-1-----	Aroclor-1254	140		
11096-82-5-----	Aroclor-1260	35	U	

FORM 1
PCB ORGANICS ANALYSIS DATA SHEET

CLIENT SAMPLE NO.

B-50 0-2

Lab Name: MITKEM CORPORATION Contract:
 Lab Code: MITKEM Case No.: SAS No.: SDG No.: A0740
 Matrix: (soil/water) SOIL Lab Sample ID: A0740-33A
 Sample wt/vol: 30.2 (g/mL) G Lab File ID: E2D0511F
 % Moisture: 14 decanted: (Y/N) N Date Received: 05/14/02
 Extraction: (SepF/Cont/Sonc) SONC Date Extracted: 05/14/02
 Concentrated Extract Volume: 10000 (uL) Date Analyzed: 05/16/02
 Injection Volume: 1.0 (uL) Dilution Factor: 10.0
 GPC Cleanup: (Y/N) N pH: _____ Sulfur Cleanup: (Y/N) Y

CAS NO.	COMPOUND	CONCENTRATION UNITS: (ug/L or ug/Kg) UG/KG		Q
12674-11-2-----	Aroclor-1016	380	U	
11104-28-2-----	Aroclor-1221	380	U	
11141-16-5-----	Aroclor-1232	380	U	
53469-21-9-----	Aroclor-1242	380	U	
12672-29-6-----	Aroclor-1248	380	U	
11097-69-1-----	Aroclor-1254	1200	U	
11096-82-5-----	Aroclor-1260	380	U	

FORM 1
PCB ORGANICS ANALYSIS DATA SHEET

CLIENT SAMPLE NO.

B-50 2-2

Lab Name: MITKEM CORPORATION Contract:
 Lab Code: MITKEM Case No.: SAS No.: SDG No.: A0740
 Matrix: (soil/water) SOIL Lab Sample ID: A0740-34A
 Sample wt/vol: 30.0 (g/mL) G Lab File ID: E2D0512F
 % Moisture: 16 decanted: (Y/N) N Date Received: 05/14/02
 Extraction: (SepF/Cont/Sonc) SONC Date Extracted: 05/14/02
 Concentrated Extract Volume: 10000 (uL) Date Analyzed: 05/16/02
 Injection Volume: 1.0 (uL) Dilution Factor: 10.0
 GPC Cleanup: (Y/N) N pH: ___ Sulfur Cleanup: (Y/N) Y

CAS NO.	COMPOUND	CONCENTRATION UNITS: (ug/L or ug/Kg) UG/KG		Q
12674-11-2-----	Aroclor-1016	400	U	
11104-28-2-----	Aroclor-1221	400	U	
11141-16-5-----	Aroclor-1232	400	U	
53469-21-9-----	Aroclor-1242	400	U	
12672-29-6-----	Aroclor-1248	400	U	
11097-69-1-----	Aroclor-1254	700		
11096-82-5-----	Aroclor-1260	400	U	

FORM 1
PCB ORGANICS ANALYSIS DATA SHEET

CLIENT SAMPLE NO.

B2ALCS

Lab Name: MITKEM CORPORATION Contract:
 Lab Code: MITKEM Case No.: SAS No.: SDG No.: A0740
 Matrix: (soil/water) SOIL Lab Sample ID: B0514-LS2
 Sample wt/vol: 30.0 (g/mL) G Lab File ID: E2D0488F
 % Moisture: 0 decanted: (Y/N) N Date Received: _____
 Extraction: (SepF/Cont/Sonc) SONC Date Extracted: 05/14/02
 Concentrated Extract Volume: 10000 (uL) Date Analyzed: 05/15/02
 Injection Volume: 1.0 (uL) Dilution Factor: 1.0
 GPC Cleanup: (Y/N) N pH: _____ Sulfur Cleanup: (Y/N) Y

CAS NO.	COMPOUND	CONCENTRATION UNITS: (ug/L or ug/Kg) UG/KG	
12674-11-2-----	Aroclor-1016	320	
11104-28-2-----	Aroclor-1221	33	U
11141-16-5-----	Aroclor-1232	33	U
53469-21-9-----	Aroclor-1242	33	U
12672-29-6-----	Aroclor-1248	33	U
11097-69-1-----	Aroclor-1254	33	U
11096-82-5-----	Aroclor-1260	330	

FORM 1
PCB ORGANICS ANALYSIS DATA SHEET

CLIENT SAMPLE NO.

B-32W10S3

Lab Name: MITKEM CORPORATION Contract:
 Lab Code: MITKEM Case No.: SAS No.: SDG No.: A0740
 Matrix: (soil/water) SOIL Lab Sample ID: A0740-41A
 Sample wt/vol: 30.4 (g/mL) G Lab File ID: E2D0528F
 % Moisture: 2 decanted: (Y/N) N Date Received: 05/14/02
 Extraction: (SepF/Cont/Sonc) SONC Date Extracted: 05/14/02
 Concentrated Extract Volume: 10000 (uL) Date Analyzed: 05/16/02
 Injection Volume: 1.0 (uL) Dilution Factor: 1.0
 GPC Cleanup: (Y/N) N pH: _____ Sulfur Cleanup: (Y/N) Y

CAS NO. COMPOUND CONCENTRATION UNITS:
(ug/L or ug/Kg) UG/KG Q

12674-11-2-----	Aroclor-1016	34	U
11104-28-2-----	Aroclor-1221	34	U
11141-16-5-----	Aroclor-1232	34	U
53469-21-9-----	Aroclor-1242	34	U
12672-29-6-----	Aroclor-1248	34	U
11097-69-1-----	Aroclor-1254	34	U
11096-82-5-----	Aroclor-1260	34	U

FORM 2
SOIL PCB SURROGATE RECOVERY

Lab Name: MITKEM CORPORATION

Contract:

Lab Code: MITKEM

Case No.:

SAS No.:

SDG No.: A0740

GC Column(1): DB-1701

ID: 0.53 (mm)

GC Column(2): DB-608

ID: 0.53 (mm)

	CLIENT SAMPLE NO.	TCX 1 %REC #	TCX 2 %REC #	DCB 1 %REC #	DCB 2 %REC #	OTHER (1)	OTHER (2)	TOT OUT
01	B-34 0-2	133	126	171D	193D			0
02	B-34 2-2	99	93	114	116			0
03	B-35 0-2	100	92	129	138			0
04	B-35 2-2	142	135	148	149			0
05	B-36 0-2	97	92	104	113			0
06	B-36 2-2	99	96	103	109			0
07	B-37 0-2	106	97	130	149			0
08	B-37 2-2	101	100	115	114			0
09	B-38 0-2	100	90	124	129			0
10	B-38 2-2	101	96	107	109			0
11	B-39 2-2	119	115	128	125			0
12	B-41 2-2	98	92	101	115			0
13	B-42 2-2	99	92	97	107			0
14	BBLK1A	96	103	103	105			0
15	B1ALCS	99	105	108	110			0
16	B-43 2-2	94	93	106	106			0
17	B-42 2-2MS	98	94	106	106			0
18	B-42 2-2MSD	103	99	107	109			0
19	B-39 2-2MS	114	112	126	124			0
20	B-39 2-2MSD	95	97	110	107			0
21	B-39 0-2	97	94	120	125			0
22	B-40 0-2	100	99	120	133			0
23	B-40 2-2	104	108	119	133			0
24	B-41 0-2	104	104	119	138			0
25	B-42 0-2	90	94	109	127			0
26	B-43 0-2	90	97	106	119			0
27								
28								
29								
30								

ADVISORY
QC LIMITS

S1 (TCX) = Tetrachloro-m-xylene (42-147)

S2 (DCB) = Decachlorobiphenyl (29-155)

Column to be used to flag recovery values

* Values outside of QC limits

D Surrogate diluted out

FORM 2
SOIL PCB SURROGATE RECOVERY

Lab Name: MITKEM CORPORATION

Contract:

Lab Code: MITKEM

Case No.:

SAS No.:

SDG No.: A0740

GC Column(1): RTXCLPPEST 2 ID: 0.53 (mm) GC Column(2): RTXCLPPEST ID: 0.53 (mm)

	CLIENT SAMPLE NO.	TCX 1 %REC #	TCX 2 %REC #	DCB 1 %REC #	DCB 2 %REC #	OTHER (1)	OTHER (2)	TOT OUT
01	BBLK2A	106	97	112	105			0
02	B2ALCS	107	102	115	108			0
03	B-44 2-2	88	77	102	92			0
04	B-45 0-2	41D	37D	75	82			0
05	B-46 0-2	79	69	92	116			0
06	B-46 2-2MS	82	79	102	118			0
07	B-46 2-2MSD	79	75	97	113			0
08	B-47 0-2	84	75	114	122			0
09	B-47 2-2	81	76	101	152			0
10	B-48 0-2	84	74	104	118			0
11	B-48 2-2	78	69	99	111			0
12	B-49 0-2	76	67	106	100			0
13	B-50 0-2	89	82	110	118			0
14	B-50 2-2	93	86	115	117			0
15	B-32S10S1	91	85	122	116			0
16	B-32S10S2	93	85	122	117			0
17	B-32S10S2MS	100	91	110	102			0
18	B-32S10S2MSD	114	105	118	110			0
19	B-32S10S3	87	80	104	124			0
20	B-49 2-2	110	101	114	100			0
21	B-44 0-2	125	116	135	139			0
22	B-45 2-2	105	102	112	109			0
23	B-46 2-2	93	90	104	122			0
24	B-32S10S4	94	86	93	88			0
25	B-32W10S1	118	108	117	110			0
26	B-32W10S2	115	104	126	115			0
27								
28								
29								
30								

ADVISORY
QC LIMITS

S1 (TCX) = Tetrachloro-m-xylene (42-147)
S2 (DCB) = Decachlorobiphenyl (29-155)

Column to be used to flag recovery values
* Values outside of QC limits
D Surrogate diluted out

FORM 2
SOIL PCB SURROGATE RECOVERY

Lab Name: MITKEM CORPORATION

Contract:

Lab Code: MITKEM

Case No.:

SAS No.:

SDG No.: A0740

GC Column(1): RTXCLPPEST 2 ID: 0.53 (mm) GC Column(2): RTXCLPPEST ID: 0.53 (mm)

	CLIENT SAMPLE NO.	TCX 1 %REC #	TCX 2 %REC #	DCB 1 %REC #	DCB 2 %REC #	OTHER (1)	OTHER (2)	TOT OUT
01	BBLK3A	104	96	112	103			0
02	B3ALCS	102	96	110	103			0
03	B-32W10S3	110	102	114	104			0
04	B-32W10S4	99	91	109	99			0
05	B-32E10S2	125	112	125	116			0
06	B-32E10S1	95	84	127	120			0
07	B-32E10S3	85	77	111	101			0
08	B-32E10S4	131	115	165D	152			0
09								
10								
11								
12								
13								
14								
15								
16								
17								
18								
19								
20								
21								
22								
23								
24								
25								
26								
27								
28								
29								
30								

ADVISORY
QC LIMITS

S1 (TCX) = Tetrachloro-m-xylene (42-147)
S2 (DCB) = Decachlorobiphenyl (29-155)

Column to be used to flag recovery values
* Values outside of QC limits
D Surrogate diluted out

FORM 3
SOIL PCB MATRIX SPIKE/MATRIX SPIKE DUPLICATE RECOVERY

Lab Name: MITKEM CORPORATION Contract:
 Lab Code: MITKEM Case No.: SAS No.: SDG No.: A0740
 Matrix Spike - Sample No.: B-39 2-2

COMPOUND	SPIKE ADDED (ug/Kg)	SAMPLE CONCENTRATION (ug/Kg)	MS CONCENTRATION (ug/Kg)	MS % REC #	QC LIMITS REC.
Aroclor-1016	390	0.00	600	154	62-155
Aroclor-1260	390	0.00	1000	256*	56-173

COMPOUND	SPIKE ADDED (ug/Kg)	MSD CONCENTRATION (ug/Kg)	MSD % REC #	% RPD #	QC LIMITS RPD	REC.
Aroclor-1016	390	620	159*	3	40	62-155
Aroclor-1260	390	1400	359*	33	40	56-173

Column to be used to flag recovery and RPD values with an asterisk

* Values outside of QC limits

RPD: 0 out of 2 outside limits

Spike Recovery: 3 out of 4 outside limits

COMMENTS: _____

FORM 3
SOIL PCB MATRIX SPIKE/MATRIX SPIKE DUPLICATE RECOVERY

Lab Name: MITKEM CORPORATION

Contract:

Lab Code: MITKEM

Case No.:

SAS No.:

SDG No.: A0740

Matrix Spike - Sample No.: B-42 2-2

COMPOUND	SPIKE ADDED (ug/Kg)	SAMPLE CONCENTRATION (ug/Kg)	MS CONCENTRATION (ug/Kg)	MS % REC #	QC. LIMITS REC.
Aroclor-1016	350	0.00	410	117	62-155
Aroclor-1260	350	0.00	480	137	56-173

COMPOUND	SPIKE ADDED (ug/Kg)	MSD CONCENTRATION (ug/Kg)	MSD % REC #	% RPD #	QC LIMITS	
					RPD	REC.
Aroclor-1016	350	430	123	5	40	62-155
Aroclor-1260	350	490	140	2	40	56-173

Column to be used to flag recovery and RPD values with an asterisk

* Values outside of QC limits

RPD: 0 out of 2 outside limits

Spike Recovery: 0 out of 4 outside limits

COMMENTS:

FORM 3
SOIL PCB LAB CONTROL SAMPLE

Lab Name: MITKEM CORPORATION

Contract:

Lab Code: MITKEM

Case No.:

SAS No.:

SDG No.: A0740

Matrix Spike - Sample No.: B1ALCS

COMPOUND	SPIKE ADDED (ug/Kg)	SAMPLE CONCENTRATION (ug/Kg)	LCS CONCENTRATION (ug/Kg)	LCS % REC #	QC. LIMITS REC.
Aroclor-1016	330		330	100	62-155
Aroclor-1260	330		320	97	56-173

Column to be used to flag recovery and RPD values with an asterisk

* Values outside of QC limits

RPD: 0 out of 0 outside limits

Spike Recovery: 0 out of 2 outside limits

COMMENTS:

FORM 3
SOIL PCB MATRIX SPIKE/MATRIX SPIKE DUPLICATE RECOVERY

Lab Name: MITKEM CORPORATION

Contract:

Lab Code: MITKEM

Case No.:

SAS No.:

SDG No.: A0740

Matrix Spike - Sample No.: B-32S10S2

COMPOUND	SPIKE ADDED (ug/Kg)	SAMPLE CONCENTRATION (ug/Kg)	MS CONCENTRATION (ug/Kg)	MS % REC #	QC. LIMITS REC.
Aroclor-1016	360	0.00	1100	306*	62-155
Aroclor-1260	360	0.00	460	128	56-173

COMPOUND	SPIKE ADDED (ug/Kg)	MSD CONCENTRATION (ug/Kg)	MSD % REC #	% RPD #	QC LIMITS	
					RPD	REC.
Aroclor-1016	370	1000	270*	12	40	62-155
Aroclor-1260	370	500	135	5	40	56-173

Column to be used to flag recovery and RPD values with an asterisk

* Values outside of QC limits

RPD: 0 out of 2 outside limits

Spike Recovery: 2 out of 4 outside limits

COMMENTS:

FORM 3
SOIL PCB MATRIX SPIKE/MATRIX SPIKE DUPLICATE RECOVERY

Lab Name: MITKEM CORPORATION

Contract:

Lab Code: MITKEM

Case No.:

SAS No.:

SDG No.: A0740

Matrix Spike - Sample No.: B-46 2-2

COMPOUND	SPIKE ADDED (ug/Kg)	SAMPLE CONCENTRATION (ug/Kg)	MS CONCENTRATION (ug/Kg)	MS % REC #	QC. LIMITS REC.
Aroclor-1016	350	0.00	350	100	62-155
Aroclor-1260	350	0.00	330	94	56-173

COMPOUND	SPIKE ADDED (ug/Kg)	MSD CONCENTRATION (ug/Kg)	MSD % REC #	% RPD #	QC LIMITS RPD	REC.
Aroclor-1016	350	340	97	3	40	62-155
Aroclor-1260	350	330	94	0	40	56-173

Column to be used to flag recovery and RPD values with an asterisk

* Values outside of QC limits

RPD: 0 out of 2 outside limits

Spike Recovery: 0 out of 4 outside limits

COMMENTS:

FORM 3
SOIL PCB LAB CONTROL SAMPLE

Lab Name: MITKEM CORPORATION

Contract:

Lab Code: MITKEM

Case No.:

SAS No.:

SDG No.: A0740

Matrix Spike - Sample No.: B2ALCS

COMPOUND	SPIKE ADDED (ug/Kg)	SAMPLE CONCENTRATION (ug/Kg)	LCS CONCENTRATION (ug/Kg)	LCS % REC #	QC. LIMITS REC.
Aroclor-1016	330		320	97	62-155
Aroclor-1260	330		330	100	56-173

Column to be used to flag recovery and RPD values with an asterisk

* Values outside of QC limits

RPD: 0 out of 0 outside limits

Spike Recovery: 0 out of 2 outside limits

COMMENTS:

FORM 3
SOIL PCB LAB CONTROL SAMPLE

Lab Name: MITKEM CORPORATION

Contract:

Lab Code: MITKEM Case No.:

SAS No.:

SDG No.: A0740

Matrix Spike - Sample No.: B3ALCS

COMPOUND	SPIKE ADDED (ug/Kg)	SAMPLE CONCENTRATION (ug/Kg)	LCS CONCENTRATION (ug/Kg)	LCS % REC #	QC. LIMITS REC.
Aroclor-1016	330		310	94	62-155
Aroclor-1260	330		320	97	56-173

Column to be used to flag recovery and RPD values with an asterisk

* Values outside of QC limits

RPD: 0 out of 0 outside limits

Spike Recovery: 0 out of 2 outside limits

COMMENTS: _____

FORM 4
PCB METHOD BLANK SUMMARY

CLIENT SAMPLE NO.

BBLK1A

Lab Name: MITKEM CORPORATION

Contract:

Lab Code: MITKEM Case No.:

SAS No.:

SDG No.: A0740

Lab Sample ID: B0514-BS1

Lab File ID: E4B3850F

Matrix (soil/water) SOIL

Extraction: (SepF/Cont/Sonc) SONC

Sulfur Cleanup (Y/N) Y

Date Extracted: 05/14/02

Date Analyzed (1): 05/17/02

Date Analyzed (2): 05/17/02

Time Analyzed (1): 1807

Time Analyzed (2): 1807

Instrument ID (1): E4

Instrument ID (2): E4

GC Column (1): DB-1701

ID: 0.53 (mm)

GC Column (2): DB-608

ID: 0.53 (mm)

THIS METHOD BLANK APPLIES TO THE FOLLOWING SAMPLES, MS and MSD:

SAMPLE NO.	LAB SAMPLE ID	DATE ANALYZED 1	DATE ANALYZED 2
01	B-34 0-2	A0740-01A	05/17/02
02	B-34 2-2	A0740-02A	05/17/02
03	B-35 0-2	A0740-03A	05/17/02
04	B-35 2-2	A0740-04A	05/17/02
05	B-36 0-2	A0740-05A	05/17/02
06	B-36 2-2	A0740-06A	05/17/02
07	B-37 0-2	A0740-07A	05/17/02
08	B-37 2-2	A0740-08A	05/17/02
09	B-38 0-2	A0740-09A	05/17/02
10	B-38 2-2	A0740-10A	05/17/02
11	B-39 2-2	A0740-12A	05/17/02
12	B-41 2-2	A0740-16A	05/17/02
13	B-42 2-2	A0740-18A	05/17/02
14	B1ALCS	B0514-LS1	05/17/02
15	B-43 2-2	A0740-20A	05/17/02
16	B-42 2-2MS	A0740-18AMS	05/18/02
17	B-42 2-2MSD	A0740-18AMSD	05/18/02
18	B-39 2-2MS	A0740-12AMS	05/18/02
19	B-39 2-2MSD	A0740-12AMSD	05/18/02
20	B-39 0-2	A0740-11A	05/18/02
21	B-40 0-2	A0740-13A	05/18/02
22	B-40 2-2	A0740-14A	05/18/02
23	B-41 0-2	A0740-15A	05/18/02
24	B-42 0-2	A0740-17A	05/18/02
25	B-43 0-2	A0740-19A	05/18/02
26			

COMMENTS:

FORM 1
PCB ORGANICS ANALYSIS DATA SHEET

CLIENT SAMPLE NO.

BBLK1A

Lab Name: MITKEM CORPORATION Contract:
 Lab Code: MITKEM Case No.: SAS No.: SDG No.: A0740
 Matrix: (soil/water) SOIL Lab Sample ID: B0514-BS1
 Sample wt/vol: 30.0 (g/mL) G Lab File ID: E4B3850F
 % Moisture: 0 decanted: (Y/N) N Date Received: _____
 Extraction: (SepF/Cont/Sonc) SONC Date Extracted: 05/14/02
 Concentrated Extract Volume: 10000 (uL) Date Analyzed: 05/17/02
 Injection Volume: 1.0 (uL) Dilution Factor: 1.0
 GPC Cleanup: (Y/N) N pH: _____ Sulfur Cleanup: (Y/N) Y

CAS NO.	COMPOUND	CONCENTRATION UNITS: (ug/L or ug/Kg) UG/KG	
12674-11-2-----	Aroclor-1016	33	U
11104-28-2-----	Aroclor-1221	33	U
1114-16-5-----	Aroclor-1232	33	U
53469-21-9-----	Aroclor-1242	33	U
12672-29-6-----	Aroclor-1248	33	U
11097-69-1-----	Aroclor-1254	33	U
11096-82-5-----	Aroclor-1260	33	U

FORM 4
PCB METHOD BLANK SUMMARY

CLIENT SAMPLE NO.

BBLK2A

Lab Name: MITKEM CORPORATION

Contract:

Lab Code: MITKEM

Case No.:

SAS No.:

SDG No.: A0740

Lab Sample ID: B0514-BS2

Lab File ID: E2D0486F

Matrix (soil/water) SOIL

Extraction: (SepF/Cont/Sonc) SONC

Sulfur Cleanup (Y/N) Y

Date Extracted: 05/14/02

Date Analyzed (1): 05/15/02

Date Analyzed (2): 05/15/02

Time Analyzed (1): 1241

Time Analyzed (2): 1241

Instrument ID (1): E2

Instrument ID (2): E2

GC Column (1): RTXCLPPEST 2 ID: 0.53 (mm) GC Column (2): RTXCLPPEST ID: 0.53 (mm)

THIS METHOD BLANK APPLIES TO THE FOLLOWING SAMPLES, MS and MSD:

	SAMPLE NO.	LAB SAMPLE ID	DATE ANALYZED 1	DATE ANALYZED 2
01	B2ALCS	B0514-LS2	05/15/02	05/15/02
02	B-44 2-2	A0740-22A	05/15/02	05/15/02
03	B-45 0-2	A0740-23A	05/15/02	05/15/02
04	B-46 0-2	A0740-25A	05/15/02	05/15/02
05	B-46 2-2MS	A0740-26AMS	05/15/02	05/15/02
06	B-46 2-2MSD	A0740-26AMSD	05/15/02	05/15/02
07	B-47 0-2	A0740-27A	05/15/02	05/15/02
08	B-47 2-2	A0740-28A	05/15/02	05/15/02
09	B-48 0-2	A0740-29A	05/16/02	05/16/02
10	B-48 2-2	A0740-30A	05/16/02	05/16/02
11	B-49 0-2	A0740-31A	05/16/02	05/16/02
12	B-50 0-2	A0740-33A	05/16/02	05/16/02
13	B-50 2-2	A0740-34A	05/16/02	05/16/02
14	B-32S10S1	A0740-35A	05/16/02	05/16/02
15	B-32S10S2	A0740-36A	05/16/02	05/16/02
16	B-32S10S2MS	A0740-36AMS	05/16/02	05/16/02
17	B-32S10S2MSD	A0740-36AMSD	05/16/02	05/16/02
18	B-32S10S3	A0740-37A	05/16/02	05/16/02
19	B-49 2-2	A0740-32A	05/16/02	05/16/02
20	B-44 0-2	A0740-21A	05/16/02	05/16/02
21	B-45 2-2	A0740-24A	05/16/02	05/16/02
22	B-46 2-2	A0740-26A	05/16/02	05/16/02
23	B-32S10S4	A0740-38A	05/16/02	05/16/02
24	B-32W10S1	A0740-39A	05/16/02	05/16/02
25	B-32W10S2	A0740-40A	05/17/02	05/17/02
26				

COMMENTS:

FORM 1
PCB ORGANICS ANALYSIS DATA SHEET

CLIENT SAMPLE NO.

BBLK2A

Lab Name: MITKEM CORPORATION Contract:
 Lab Code: MITKEM Case No.: SAS No.: SDG No.: A0740
 Matrix: (soil/water) SOIL Lab Sample ID: B0514-BS2
 Sample wt/vol: 30.0 (g/mL) G Lab File ID: E2D0486F
 % Moisture: 0 decanted: (Y/N) N Date Received: _____
 Extraction: (SepF/Cont/Sonc) SONC Date Extracted: 05/14/02
 Concentrated Extract Volume: 10000(uL) Date Analyzed: 05/15/02
 Injection Volume: 1.0(uL) Dilution Factor: 1.0
 GPC Cleanup: (Y/N) N pH: _____ Sulfur Cleanup: (Y/N) Y

CAS NO.	COMPOUND	CONCENTRATION UNITS: (ug/L or ug/Kg) UG/KG	
12674-11-2-----	Aroclor-1016	33	U
11104-28-2-----	Aroclor-1221	33	U
11141-16-5-----	Aroclor-1232	33	U
53469-21-9-----	Aroclor-1242	33	U
12672-29-6-----	Aroclor-1248	33	U
11097-69-1-----	Aroclor-1254	33	U
11096-82-5-----	Aroclor-1260	33	U

Mitkem Corporation

New York State Department of Environmental Conservation
 Sample Identification and Analytical Requirements Summary

Project Name: GRUMMAN PLANT 2A AR
 KSE-SAG HARBOR am 5/21/02

SDG:
 A0740

Customer Sample Code	Laboratory Sample Code	Analytical Requirements				
		GC/MS Method #	GC/MS Method #	PCBs Method #	Metals	Other
B-34 0-2	A0740-01			8082		
B-34 2-2	A0740-02			8082		
B-35 0-2	A0740-03			8082		
B-35 2-2	A0740-04			8082		
B-36 0-2	A0740-05			8082		
B-36 2-2	A0740-06			8082		
B-37 0-2	A0740-07			8082		
B-37 2-2	A0740-08			8082		
B-38 0-2	A0740-09			8082		
B-38 2-2	A0740-10			8082		
B-39 0-2	A0740-11			8082		
B-39 2-2	A0740-12			8082		
B-40 0-2	A0740-13			8082		
B-40 2-2	A0740-14			8082		
B-41 0-2	A0740-15			8082		
B-41 2-2	A0740-16			8082		
B-42 0-2	A0740-17			8082		
B-42 2-2	A0740-18			8082		

NYASP 10/95

Mitkem Corporation

New York State Department of Environmental Conservation
 Sample Identification and Analytical Requirements Summary

Project Name: GRUMMAN PLANT 2A AR
 KSE-SAG HARBOR

SDG:
 A0740

Customer Sample Code	Laboratory Sample Code	Analytical Requirements				
		GC/MS Method #	GC/MS Method #	PCBs Method #	Metals	Other
B-43 0-2	A0740-19			8082		
B-43 2-2	A0740-20			8082		
B-44 0-2	A0740-21			8082		
B-44 2-2	A0740-22			8082		
B-45 0-2	A0740-23			8082		
B-45 2-2	A0740-24			8082		
B-46 0-2	A0740-25			8082		
B-46 2-2	A0740-26			8082		
B-47 0-2	A0740-27			8082		
B-47 2-2	A0740-28			8082		
B-48 0-2	A0740-29			8082		
B-48 2-2	A0740-30			8082		
B-49 0-2	A0740-31			8082		
B-49 2-2	A0740-32			8082		
B-50 0-2	A0740-33			8082		
B-50 2-2	A0740-34			8082		
B-32S10S1	A0740-35			8082		
B-32S10S2	A0740-36			8082		

NYASP 10/95

Mitkem Corporation

New York State Department of Environmental Conservation
 Sample Identification and Analytical Requirements Summary

Project Name: *Grumman Plant 24 AR*

SDG:

~~KSE-SAG HARBOR~~

A0740

Customer Sample Code	Laboratory Sample Code	Analytical Requirements				
		GC/MS Method #	GC/MS Method #	PCBs Method #	Metals	Other
B-32S10S3	A0740-37			8082		
B-32S10S4	A0740-38			8082		
B-32W10S1	A0740-39			8082		
B-32W10S2	A0740-40			8082		
B-32W10S3	A0740-41			8082		
B-32W10S4	A0740-42			8082		
B-32E10S1	A0740-43			8082		
B-32E10S2	A0740-44			8082		
B-32E10S3	A0740-45			8082		
B-32E10S4	A0740-46			8082		

NYASP 10/95

Mitkem Corporation

New York State Department of Environmental Conservation

Sample Preparation and Analyses Summary
Pesticides/PCB Analyses

Project Name: GRUMMAN PLANT 24 AR
KSE-SAG HARBOR

SDG:
A0740

Laboratory Sample ID	Matrix	Date Collected	Date Received at Lab	Date Extracted	Date Analyzed
A0740-01A	SL	5/13/02	5/14/02	5/14/02	5/17/02
A0740-02A	SL	5/13/02	5/14/02		
A0740-03A	SL	5/13/02	5/14/02		
A0740-04A	SL	5/13/02	5/14/02		
A0740-05A	SL	5/13/02	5/14/02		
A0740-06A	SL	5/13/02	5/14/02		
A0740-07A	SL	5/13/02	5/14/02		
A0740-08A	SL	5/13/02	5/14/02		
A0740-09A	SL	5/13/02	5/14/02		
A0740-10A	SL	5/13/02	5/14/02		↓
A0740-11A	SL	5/13/02	5/14/02		5/18/02
A0740-12A	SL	5/13/02	5/14/02		5/17/02
A0740-13A	SL	5/13/02	5/14/02		5/18/02
A0740-14A	SL	5/13/02	5/14/02		↓
A0740-15A	SL	5/13/02	5/14/02		↓
A0740-16A	SL	5/13/02	5/14/02		
A0740-17A	SL	5/13/02	5/14/02	↓	5/18/02

NYASP 10/95

Mitkem Corporation

New York State Department of Environmental Conservation

Sample Preparation and Analyses Summary
Pesticides/PCB Analyses

Project Name: GRUMMAN PLANT 24AR
KSE-SAG HARBOR

SDG:
A0740

Laboratory Sample ID	Matrix	Date Collected	Date Received at Lab	Date Extracted	Date Analyzed	
A0740-18A	SL	5/13/02	5/14/02	5/14/02	5/17/02	
A0740-19A	SL	5/13/02	5/14/02		5/18/02	
A0740-20A	SL	5/13/02	5/14/02		5/17/02	
A0740-21A	SL	5/13/02	5/14/02		5/16/02	
A0740-22A	SL	5/13/02	5/14/02		5/15/02	
A0740-23A	SL	5/13/02	5/14/02		↓	
A0740-24A	SL	5/13/02	5/14/02		5/16/02	
A0740-25A	SL	5/13/02	5/14/02		5/15/02	
A0740-26A	SL	5/13/02	5/14/02		5/16/02	
A0740-27A	SL	5/13/02	5/14/02		5/15/02	
A0740-28A	SL	5/13/02	5/14/02		↓ <small>on 5/21/02</small>	
A0740-29A	SL	5/13/02	5/14/02		5/16/02	
A0740-30A	SL	5/13/02	5/14/02			
A0740-31A	SL	5/13/02	5/14/02			
A0740-32A	SL	5/13/02	5/14/02			
A0740-33A	SL	5/13/02	5/14/02			
A0740-34A	SL	5/13/02	5/14/02		↓	↓

NYASP 10/95

Mitkem Corporation

New York State Department of Environmental Conservation

Sample Preparation and Analyses Summary
Pesticides/PCB Analyses

Project Name: GRUMMAN PLANT 24 AR
KSE-SAG HARBOR

SDG:
A0740

Laboratory Sample ID	Matrix	Date Collected	Date Received at Lab	Date Extracted	Date Analyzed		
A0740-35A	SL	5/13/02	5/14/02	5/14/02	5/16/02		
A0740-36A	SL	5/13/02	5/14/02	↓	↓		
A0740-37A	SL	5/13/02	5/14/02				
A0740-38A	SL	5/13/02	5/14/02				
A0740-39A	SL	5/13/02	5/14/02				
A0740-40A	SL	5/13/02	5/14/02			5/17/02	
A0740-41A	SL	5/13/02	5/14/02			5/16/02	
A0740-42A	SL	5/13/02	5/14/02			↓	
A0740-43A	SL	5/13/02	5/14/02			5/17/02	
A0740-44A	SL	5/13/02	5/14/02			5/16/02	
A0740-45A	SL	5/13/02	5/14/02			5/17/02	
A0740-46A	SL	5/13/02	5/14/02			↓	↓

NYASP 10/95

Mitkem Corporation

New York State Department of Environmental Conservation

Sample Preparation and Analyses Summary
Pesticide/PCB Analyses

Project Name: GRUMMAN PLANT 24 AR
KSE-SAG HARBOR-

SDG:
A0740

Laboratory Sample ID	Matrix	Analytical Protocol	Extraction Method	Auxiliary Cleanup	Dil/Conc Factor
A0740-01A	SL	8082	3550B	Acid/Copper	20
A0740-02A	SL	8082			2
A0740-03A	SL	8082			10
A0740-04A	SL	8082			1
A0740-05A	SL	8082			2
A0740-06A	SL	8082			2
A0740-07A	SL	8082			20
A0740-08A	SL	8082			1
A0740-09A	SL	8082			20
A0740-10A	SL	8082			1
A0740-11A	SL	8082			5
A0740-12A	SL	8082			1
A0740-13A	SL	8082			5
A0740-14A	SL	8082			5
A0740-15A	SL	8082			10
A0740-16A	SL	8082			1

NYASP 10/95

Mitkem Corporation

New York State Department of Environmental Conservation

Sample Preparation and Analyses Summary
Pesticide/PCB Analyses

Project Name: GRUMMAN PLANT 24 AR
~~KSE-SAG HARBOR~~

SDG:
A0740

Laboratory Sample ID	Matrix	Analytical Protocol	Extraction Method	Auxiliary Cleanup	Dil/Conc Factor
A0740-17A	SL	8082	3550B	Acid/Copper	10
A0740-18A	SL	8082			1
A0740-19A	SL	8082			10
A0740-20A	SL	8082			1
A0740-21A	SL	8082			5
A0740-22A	SL	8082			1
A0740-23A	SL	8082			10
A0740-24A	SL	8082			1
A0740-25A	SL	8082			10
A0740-26A	SL	8082			1
A0740-27A	SL	8082			10
A0740-28A	SL	8082			10
A0740-29A	SL	8082			10
A0740-30A	SL	8082			10
A0740-31A	SL	8082			10
A0740-32A	SL	8082	↓	↓	1

NYASP 10/95

Mitkem Corporation

New York State Department of Environmental Conservation

Sample Preparation and Analyses Summary
Pesticide/PCB Analyses

Project Name: GRUMMAN PLANT 24 AR
~~KSE-SAG HARBOR~~

SDG:
A0740

Laboratory Sample ID	Matrix	Analytical Protocol	Extraction Method	Auxiliary Cleanup	Dil/Conc Factor
A0740-33A	SL	8082	3550B	Acid/Copper	10
A0740-34A	SL	8082	↓	↓	10
A0740-35A	SL	8082	↓	↓	10
A0740-36A	SL	8082	↓	↓	10
A0740-37A	SL	8082	↓	↓	10
A0740-38A	SL	8082	↓	↓	1
A0740-39A	SL	8082	↓	↓	↓
A0740-40A	SL	8082	↓	↓	↓
A0740-41A	SL	8082	↓	↓	↓
A0740-42A	SL	8082	↓	↓	↓
A0740-43A	SL	8082	↓	↓	10
A0740-44A	SL	8082	↓	↓	1
A0740-45A	SL	8082	↓	↓	5
A0740-46A	SL	8082	↓	↓	5

NYASP 10/95

Analytical Data Package for Dvirka & Bartilucci

Client Project: Grumman Plant 24 AR, 1572-06

SDG# A0740

Mitkem Project ID: A0740

May 21, 2002

SDG Narrative

Mitkem Corporation submits the enclosed data package in response to Dvirka & Bartilucci's Grumman Plant 24 AR project. Under this deliverable, analysis results are presented forty-six soil samples that were received on May 14, 2002. Analyses were performed per specifications in the project's contract and the chain of custody forms. A table of sample identifications showing full client ID and laboratory ID follows this narrative, along with the Mitkem Login sheet.

Due to the large number of samples, the analysis results have been divided into three sample delivery groups (SDG). SDG A contains the analysis results for Mitkem samples A0740-01 through A0646-20 and its associated matrix spike and matrix spike duplicate. SDG B contains the analysis results for Mitkem samples A0740-21 through A0740-40 and its associated matrix spike and matrix spike duplicate. SDG C contains the analysis results for Mitkem samples A0740-41 through A0740-046.

The analyses were performed according to NYSDEC ASP protocols (October 1995 update) and reported per NYSDEC ASP requirement for Category B deliverable.

The following observation and/or deviations are observed for the following analyses:

1. Overall Observations

Where needed, manual integrations were performed to improve data quality. The corrections were reviewed and associated hardcopies generated and reported as required. Manual integrations are coded to provide the data reviewer justification for such action. The codes are labeled on the ion chromatogram signal (GC/MS signal) and chromatogram for GC based analysis as follows:

- M1 peak tailing or fronting.
- M2 peak co-elution.
- M3 rising or falling baseline.
- M4 retention time shift.
- M5 miscellaneous – under this category, the justification is explained.

The enclosed report includes the originals of all data with the exception of logbook pages and certain initial calibrations. Photocopies of logbook pages are included, with the originals maintained on file at the laboratory. The originals of initial calibrations that are shared among several cases are maintained on file at the laboratory, with photocopies included in the data package.

2. PCB Analysis (SDG A):

Surrogate recovery: recoveries were within the QC limits.

Lab control sample: spike recoveries were within the QC limits.

Matrix spike/matrix spike duplicate: duplicate matrix spikes were performed on samples B-39 2-2 and B-42 2-2. Spike recoveries were within the advisory QC limits with the exception of high recovery of Aroclor 1016 in the matrix spike and high recovery of Aroclor 1260 in both the matrix spike and matrix spike duplicate of sample B-39 2-2. Replicate RPDs were within the advisory QC limits. Aroclor recoveries were high due to co-eluting interferences from high concentration of Aroclor 1248 and Aroclor 1254 present in the native sample.

Sample analysis: due to high concentration of target analytes, the following samples were analyzed at dilution: B-34 0-2 (20x), B-34 2-2 (2x), B-35 0-2 (10x), B-36 0-2 (2x), B-36 2-2 (2x), B-37 0-2 (20x), B-38 0-2 (20x), B-39 0-2 (5x), B-40 0-2 (5x), B-40 2-2 (5x), B-41 0-2 (10x), B-42 0-2 (10x) and B-43 0-2 (10x). No other unusual observation was made for the analyses.

3. PCB Analysis (SDG B):

Surrogate recovery: recoveries were within the QC limits.

Lab control sample: spike recoveries were within the QC limits.

Matrix spike/matrix spike duplicate: duplicate matrix spikes were performed on samples B-32S10S1 and B-46 2-2. Spike recoveries were within the advisory QC limits with the exception of high recovery of Aroclor 1016 in sample B-32S10S2. Replicate RPDs were within the advisory QC limits. Aroclor 1016 recovery high due to co-eluting interferences from Aroclor 1248 present in the native sample.

Sample analysis: due to high concentration of target analytes, the following samples were analyzed at dilution: B-32S10S1 (10x), B-32S10S2 (10x), B-32S10S3 (10x), B-44 0-2 (5x), B-45 0-2 (10x), B-46 0-2 (10x), B-47 0-2 (10x), B-47 2-2 (10x), B-48 0-2 (10x), B-48 2-2 (10x), B-49 0-2 (10x), B-50 0-2 (10x) and B-50 2-2 (10x). Please note that %solid could not be determined for sample B-32S10S2 due to insufficient sample volume. Per discussion with the client, the solid content was estimated to be 90%, based on information from other samples from the same boring. No other unusual observation was made for the analyses.

4. PCB Analysis (SDG C):


Surrogate recovery: recoveries were within the QC.

Lab control sample: spike recoveries were within the QC limits.

Sample analysis: due to high concentration of target analytes, the following samples were analyzed at dilution: B-32E10S1 (10x), B-32E10S3 (5x) and B-32E10S4 (5x). No other unusual observation was made for the analyses.

The pages in this report have been numbered consecutively, starting from this narrative and ending with a page saying only "Last Page of Data Report".

I certify that this data package is in compliance, both technically and for completeness, for other than the conditions detailed above. Release of the data contained in this hardcopy data package has been authorized by the laboratory manager or his designee, as verified by the following signature.



Agnes Ng
CLP Project Manager
05/21/02

Mitkem and Client Sample ID Summary Report*

Mitkem Workorder: A0740

<i>Mitkem Sample ID</i>	<i>Reported Client Sample ID</i>	<i>Full Client Sample ID</i>
A0740-01A	B-34 0-2	
A0740-02A	B-34 2-2	
A0740-03A	B-35 0-2	
A0740-04A	B-35 2-2	
A0740-05A	B-36 0-2	
A0740-06A	B-36 2-2	
A0740-07A	B-37 0-2	
A0740-08A	B-37 2-2	
A0740-09A	B-38 0-2	
A0740-10A	B-38 2-2	
A0740-11A	B-39 0-2	
A0740-12A	B-39 2-2	
A0740-13A	B-40 0-2	
A0740-14A	B-40 2-2	
A0740-15A	B-41 0-2	
A0740-16A	B-41 2-2	
A0740-17A	B-42 0-2	
A0740-18A	B-42 2-2	
A0740-19A	B-43 0-2	
A0740-20A	B-43 2-2	
A0740-21A	B-44 0-2	
A0740-22A	B-44 2-2	
A0740-23A	B-45 0-2	
A0740-24A	B-45 2-2	
A0740-25A	B-46 0-2	
A0740-26A	B-46 2-2	
A0740-27A	B-47 0-2	
A0740-28A	B-47 2-2	
A0740-29A	B-48 0-2	
A0740-30A	B-48 2-2	
A0740-31A	B-49 0-2	
A0740-32A	B-49 2-2	
A0740-33A	B-50 0-2	
A0740-34A	B-50 2-2	
A0740-35A	B-32S10S1	
A0740-36A	B-32S10S2	
A0740-37A	B-32S10S3	
A0740-38A	B-32S10S4	
A0740-39A	B-32W10S1	
A0740-40A	B-32W10S2	
A0740-41A	B-32W10S3	

* If client sample ID has not been truncated, the full client sample ID is listed in the column labeled "Reported Client Sample ID"

<i>Mitkem Sample ID</i>	<i>Reported Client Sample ID</i>	<i>Full Client Sample ID</i>
A0740-42A	B-32W10S4	
A0740-43A	B-32E10S1	
A0740-44A	B-32E10S2	
A0740-45A	B-32E10S3	
A0740-46A	B-32E10S4	

** If client sample ID has not been truncated, the full client sample ID is listed in the column labeled "Reported Client Sample ID"*

Mitkem Corporation

16/May/02 11:22

WorkOrder: A0740

Client ID: DVIRKA_WOODBURY
 Project: NGC Plant 24 1-week PCBs
 Location: 1572-06

Case: Report Level: ASP-B
 SDG: EDD:
 PO: 1572-06 HC Due: 06/04/02
 Comments: Fax Form Is in 1-week TAT. Final data package due 1 week later. Always include list of sample IDs with invoice. Fax Due: 05/20/02

Sample ID	Client Sample ID	Collection Date	Date Received	Matrix	Test Code	Test Code Comments	Hold	MS	SEL	Storage
A0740-01A	B-34 0-2	05/13/02 8:20	05/14/02	Soil	PMoist		<input type="checkbox"/>	<input type="checkbox"/>	<input type="checkbox"/>	I4
					SW8082_S		<input type="checkbox"/>	<input type="checkbox"/>	<input checked="" type="checkbox"/>	I4
A0740-02A	B-34 2-2	05/13/02 8:25	05/14/02	Soil	PMoist		<input type="checkbox"/>	<input type="checkbox"/>	<input type="checkbox"/>	I4
					SW8082_S		<input type="checkbox"/>	<input type="checkbox"/>	<input checked="" type="checkbox"/>	I4
A0740-03A	B-35 0-2	05/13/02 8:35	05/14/02	Soil	PMoist		<input type="checkbox"/>	<input type="checkbox"/>	<input type="checkbox"/>	I4
					SW8082_S		<input type="checkbox"/>	<input type="checkbox"/>	<input checked="" type="checkbox"/>	I4
A0740-04A	B-35 2-2	05/13/02 8:40	05/14/02	Soil	PMoist		<input type="checkbox"/>	<input type="checkbox"/>	<input type="checkbox"/>	I4
					SW8082_S		<input type="checkbox"/>	<input type="checkbox"/>	<input checked="" type="checkbox"/>	I4
A0740-05A	B-36 0-2	05/13/02 8:50	05/14/02	Soil	PMoist		<input type="checkbox"/>	<input type="checkbox"/>	<input type="checkbox"/>	I4
					SW8082_S		<input type="checkbox"/>	<input type="checkbox"/>	<input checked="" type="checkbox"/>	I4
A0740-06A	B-36 2-2	05/13/02 8:55	05/14/02	Soil	PMoist		<input type="checkbox"/>	<input type="checkbox"/>	<input type="checkbox"/>	I4
					SW8082_S		<input type="checkbox"/>	<input type="checkbox"/>	<input checked="" type="checkbox"/>	I4
A0740-07A	B-37 0-2	05/13/02 9:05	05/14/02	Soil	PMoist		<input type="checkbox"/>	<input type="checkbox"/>	<input type="checkbox"/>	I4

Client Rep:



Mitkem Corporation

16/May/02 11:22

WorkOrder: A0740

Client ID: DVIRKA_WOODBURY

Project: NGC Plant 24 1-week PCBs

Location: 1572-06

Comments: Fax Form Is in 1-week TAT. Final data package due 1 week later. Always include list of sample IDs with invoice.

Case:

SDG:

PO: 1572-06

Report Level: ASP-B

EDD:

HC Due: 06/04/02

Fax Due: 05/20/02

Sample ID	Client Sample ID	Collection Date	Date Received	Matrix	Test Code	Test Code Comments	Hold	MS	SEL	Storage
A0740-07A	B-37 0-2	05/13/02 9:05	05/14/02	Soil	SW8082_S		<input type="checkbox"/>	<input type="checkbox"/>	<input checked="" type="checkbox"/>	I4
A0740-08A	B-37 2-2	05/13/02 9:10	05/14/02	Soil	PMoist		<input type="checkbox"/>	<input type="checkbox"/>	<input type="checkbox"/>	I4
A0740-09A	B-38 0-2	05/13/02 9:20	05/14/02	Soil	PMoist		<input type="checkbox"/>	<input type="checkbox"/>	<input type="checkbox"/>	I4
A0740-10A	B-38 2-2	05/13/02 9:25	05/14/02	Soil	PMoist		<input type="checkbox"/>	<input type="checkbox"/>	<input type="checkbox"/>	I4
A0740-11A	B-39 0-2	05/13/02 9:35	05/14/02	Soil	PMoist		<input type="checkbox"/>	<input type="checkbox"/>	<input type="checkbox"/>	I4
A0740-12A	B-39 2-2	05/13/02 9:40	05/14/02	Soil	PMoist		<input type="checkbox"/>	<input checked="" type="checkbox"/>	<input type="checkbox"/>	I4
A0740-13A	B-40 0-2	05/13/02 9:50	05/14/02	Soil	PMoist		<input type="checkbox"/>	<input type="checkbox"/>	<input type="checkbox"/>	I4

Client Rep:

Mitkem Corporation

16/May/02 11:22

WorkOrder: A0740

Client ID: DVIRKA_WOODBURY

Case:

Report Level: ASP-B

Project: NGC Plant 24 1-week PCBs

SDG:

EDD:

Location: 1572-06

PO: 1572-06

HC Due: 06/04/02

Comments: Fax Form Is in 1-week TAT. Final data package due 1 week later. Always include list of sample IDs with invoice.

Fax Due: 05/20/02

Sample ID	Client Sample ID	Collection Date	Date Received	Matrix	Test Code	Test Code Comments	Hold	MS	SEL	Storage
A0740-14A	B-40 2-2	05/13/02 9:55	05/14/02	Soil	PMoist		<input type="checkbox"/>	<input type="checkbox"/>	<input type="checkbox"/>	I4
					SW8082_S		<input type="checkbox"/>	<input type="checkbox"/>	<input checked="" type="checkbox"/>	I4
A0740-15A	B-41 0-2	05/13/02 10:30	05/14/02	Soil	PMoist		<input type="checkbox"/>	<input type="checkbox"/>	<input type="checkbox"/>	I4
					SW8082_S		<input type="checkbox"/>	<input type="checkbox"/>	<input checked="" type="checkbox"/>	I4
A0740-16A	B-41 2-2	05/13/02 10:35	05/14/02	Soil	PMoist		<input type="checkbox"/>	<input type="checkbox"/>	<input type="checkbox"/>	I4
					SW8082_S		<input type="checkbox"/>	<input type="checkbox"/>	<input checked="" type="checkbox"/>	I4
A0740-17A	B-42 0-2	05/13/02 10:45	05/14/02	Soil	PMoist		<input type="checkbox"/>	<input type="checkbox"/>	<input type="checkbox"/>	I4
					SW8082_S		<input type="checkbox"/>	<input type="checkbox"/>	<input checked="" type="checkbox"/>	I4
A0740-18A	B-42 2-2	05/13/02 10:50	05/14/02	Soil	PMoist		<input type="checkbox"/>	<input checked="" type="checkbox"/>	<input type="checkbox"/>	I4
					SW8082_S		<input type="checkbox"/>	<input checked="" type="checkbox"/>	<input checked="" type="checkbox"/>	I4
A0740-19A	B-43 0-2	05/13/02 11:00	05/14/02	Soil	PMoist		<input type="checkbox"/>	<input type="checkbox"/>	<input type="checkbox"/>	I4
					SW8082_S		<input type="checkbox"/>	<input type="checkbox"/>	<input checked="" type="checkbox"/>	I4

00

Client Rep:

00

Mitkem Corporation

16/May/02 11:22

WorkOrder: A0740

Client ID: DVIRKA_WOODBURY
 Project: NGC Plant 24 1-week PCBs
 Location: 1572-06

Report Level: ASP-B
 EDD: HC Due: 06/04/02
 Fax Due: 05/20/02

Comments: Fax Form Is in 1-week TAT. Final data package due 1 week later. Always include list of sample IDs with invoice.

Sample ID	Client Sample ID	Collection Date	Date Received	Matrix	Test Code	Test Code Comments	Hold	MS	SEL	Storage
A0740-20A	B-43 2-2	05/13/02 11:05	05/14/02	Soil	PMoist		<input type="checkbox"/>	<input type="checkbox"/>	<input type="checkbox"/>	I4
					SW8082_S		<input type="checkbox"/>	<input type="checkbox"/>	<input checked="" type="checkbox"/>	I4
A0740-21A	B-44 0-2	05/13/02 11:15	05/14/02	Soil	PMoist		<input type="checkbox"/>	<input type="checkbox"/>	<input type="checkbox"/>	I4
					SW8082_S		<input type="checkbox"/>	<input type="checkbox"/>	<input checked="" type="checkbox"/>	I4
A0740-22A	B-44 2-2	05/13/02 11:20	05/14/02	Soil	PMoist		<input type="checkbox"/>	<input type="checkbox"/>	<input type="checkbox"/>	I4
					SW8082_S		<input type="checkbox"/>	<input type="checkbox"/>	<input checked="" type="checkbox"/>	I4
A0740-23A	B-45 0-2	05/13/02 11:30	05/14/02	Soil	PMoist		<input type="checkbox"/>	<input type="checkbox"/>	<input type="checkbox"/>	I4
					SW8082_S		<input type="checkbox"/>	<input type="checkbox"/>	<input checked="" type="checkbox"/>	I4
A0740-24A	B-45 2-2	05/13/02 11:35	05/14/02	Soil	PMoist		<input type="checkbox"/>	<input type="checkbox"/>	<input type="checkbox"/>	I4
					SW8082_S		<input type="checkbox"/>	<input type="checkbox"/>	<input checked="" type="checkbox"/>	I4
A0740-25A	B-46 0-2	05/13/02 11:45	05/14/02	Soil	PMoist		<input type="checkbox"/>	<input type="checkbox"/>	<input type="checkbox"/>	I4
					SW8082_S		<input type="checkbox"/>	<input type="checkbox"/>	<input checked="" type="checkbox"/>	I4
A0740-26A	B-46 2-2	05/13/02 11:50	05/14/02	Soil	PMoist		<input type="checkbox"/>	<input checked="" type="checkbox"/>	<input type="checkbox"/>	I4

Mitkem Corporation

16/May/02 11:22

WorkOrder: A0740

Client ID: DVIRKA_WOODBURY
 Project: NGC Plant 24 1-week PCBs
 Location: 1572-06

Report Level: ASP-B
 EDD: HC Due: 06/04/02
 Fax Due: 05/20/02

Comments: Fax Form Is in 1-week TAT. Final data package due 1 week later. Always include list of sample IDs with invoice.

Sample ID	Client Sample ID	Collection Date	Date Received	Matrix	Test Code	Test Code Comments	Hold	MS	SEL	Storage
A0740-26A	B-46 2-2	05/13/02 11:50	05/14/02	Soil	SW8082_S		<input type="checkbox"/>	<input checked="" type="checkbox"/>	<input type="checkbox"/>	I4
A0740-27A	B-47 0-2	05/13/02 12:00	05/14/02	Soil	PMoist		<input type="checkbox"/>	<input type="checkbox"/>	<input type="checkbox"/>	I4
A0740-28A	B-47 2-2	05/13/02 12:05	05/14/02	Soil	PMoist		<input type="checkbox"/>	<input type="checkbox"/>	<input type="checkbox"/>	I4
A0740-29A	B-48 0-2	05/13/02 12:15	05/14/02	Soil	PMoist		<input type="checkbox"/>	<input type="checkbox"/>	<input type="checkbox"/>	I4
A0740-30A	B-48 2-2	05/13/02 12:20	05/14/02	Soil	PMoist		<input type="checkbox"/>	<input type="checkbox"/>	<input type="checkbox"/>	I4
A0740-31A	B-49 0-2	05/13/02 12:30	05/14/02	Soil	PMoist		<input type="checkbox"/>	<input type="checkbox"/>	<input type="checkbox"/>	I4
A0740-32A	B-49 2-2	05/13/02 12:35	05/14/02	Soil	PMoist		<input type="checkbox"/>	<input type="checkbox"/>	<input type="checkbox"/>	I4

Mitkem Corporation

16/May/02 11:22

WorkOrder: A0740

Client ID: DVIRKA_WOODBURY

Project: NGC Plant 24 1-week PCBs

Location: 1572-06

Comments: Fax Form Is in 1-week TAT. Final data package due 1 week later. Always include list of sample IDs with invoice.

Case:

SDG:

PO: 1572-06

Report Level: ASP-B

EDD:

HC Due: 06/04/02

Fax Due: 05/20/02

Sample ID	Client Sample ID	Collection Date	Date Received	Matrix	Test Code	Test Code Comments	Hold	MS	SEL	Storage
A0740-33A	B-50 0-2	05/13/02 12:45	05/14/02	Soil	PMoist		<input type="checkbox"/>	<input type="checkbox"/>	<input type="checkbox"/>	I4
					SW8082_S		<input type="checkbox"/>	<input type="checkbox"/>	<input checked="" type="checkbox"/>	I4
A0740-34A	B-50 2-2	05/13/02 12:50	05/14/02	Soil	PMoist		<input type="checkbox"/>	<input type="checkbox"/>	<input type="checkbox"/>	I4
					SW8082_S		<input type="checkbox"/>	<input type="checkbox"/>	<input checked="" type="checkbox"/>	I4
A0740-35A	B-32S10S1	05/13/02 13:00	05/14/02	Soil	PMoist		<input type="checkbox"/>	<input type="checkbox"/>	<input type="checkbox"/>	I4
					SW8082_S		<input type="checkbox"/>	<input type="checkbox"/>	<input checked="" type="checkbox"/>	I4
A0740-36A	B-32S10S2	05/13/02 13:05	05/14/02	Soil	PMoist		<input type="checkbox"/>	<input checked="" type="checkbox"/>	<input type="checkbox"/>	I4
					SW8082_S		<input type="checkbox"/>	<input checked="" type="checkbox"/>	<input checked="" type="checkbox"/>	I4
A0740-37A	B-32S10S3	05/13/02 13:10	05/14/02	Soil	PMoist		<input type="checkbox"/>	<input type="checkbox"/>	<input type="checkbox"/>	I4
					SW8082_S		<input type="checkbox"/>	<input type="checkbox"/>	<input checked="" type="checkbox"/>	I4
A0740-38A	B-32S10S4	05/13/02 13:10	05/14/02	Soil	PMoist		<input type="checkbox"/>	<input type="checkbox"/>	<input type="checkbox"/>	I4
					SW8082_S		<input type="checkbox"/>	<input type="checkbox"/>	<input checked="" type="checkbox"/>	I4

Mitkem Corporation

16/May/02 11:22

WorkOrder: A0740

Client ID: DVIRKA_WOODBURY
 Project: NGC Plant 24 1-week PCBs
 Location: 1572-06

Report Level: ASP-B
 EDD:
 HC Due: 06/04/02
 Fax Due: 05/20/02

Comments: Fax Form Is in 1-week TAT. Final data package due 1 week later. Always include list of sample IDs with invoice.

Sample ID	Client Sample ID	Collection Date	Date Received	Matrix	Test Code	Test Code Comments	Hold	MS	SEL	Storage
A0740-39A	B-32W10S1	05/13/02 13:30	05/14/02	Soil	PMoist		<input type="checkbox"/>	<input type="checkbox"/>	<input type="checkbox"/>	I4
					SW8082_S		<input type="checkbox"/>	<input type="checkbox"/>	<input checked="" type="checkbox"/>	I4
A0740-40A	B-32W10S2	05/13/02 13:35	05/14/02	Soil	PMoist		<input type="checkbox"/>	<input type="checkbox"/>	<input type="checkbox"/>	I4
					SW8082_S		<input type="checkbox"/>	<input type="checkbox"/>	<input checked="" type="checkbox"/>	I4
A0740-41A	B-32W10S3	05/13/02 13:40	05/14/02	Soil	PMoist		<input type="checkbox"/>	<input type="checkbox"/>	<input type="checkbox"/>	I4
					SW8082_S		<input type="checkbox"/>	<input type="checkbox"/>	<input checked="" type="checkbox"/>	I4
A0740-42A	B-32W10S4	05/13/02 13:45	05/14/02	Soil	PMoist		<input type="checkbox"/>	<input type="checkbox"/>	<input type="checkbox"/>	I4
					SW8082_S		<input type="checkbox"/>	<input type="checkbox"/>	<input checked="" type="checkbox"/>	I4
A0740-43A	B-32E10S1	05/13/02 14:00	05/14/02	Soil	PMoist		<input type="checkbox"/>	<input type="checkbox"/>	<input type="checkbox"/>	I4
					SW8082_S		<input type="checkbox"/>	<input type="checkbox"/>	<input checked="" type="checkbox"/>	I4
A0740-44A	B-32E10S2	05/13/02 14:05	05/14/02	Soil	PMoist		<input type="checkbox"/>	<input type="checkbox"/>	<input type="checkbox"/>	I4
					SW8082_S		<input type="checkbox"/>	<input type="checkbox"/>	<input checked="" type="checkbox"/>	I4
A0740-45A	B-32E10S3	05/13/02 14:10	05/14/02	Soil	PMoist		<input type="checkbox"/>	<input type="checkbox"/>	<input type="checkbox"/>	I4

Client Rep:

12

Mitkem Corporation

16/May/02 11:22

WorkOrder: A0740

Client ID: DVIRKA_WOODBURY
Project: NGC Plant 24 1-week PCBs
Location: 1572-06

Report Level: ASP-B
EDD:
HC Due: 06/04/02
Fax Due: 05/20/02

Comments: Fax Form Is in 1-week TAT. Final data package due 1 week later. Always include list of sample IDs with invoice.

Sample ID	Client Sample ID	Collection Date	Date Received	Matrix	Test Code	Test Code Comments	Hold	MS	SEL	Storage
A0740-45A	B-32E10S3	05/13/02 14:10	05/14/02	Soil	SW8082_S		<input type="checkbox"/>	<input type="checkbox"/>	<input checked="" type="checkbox"/>	I4
A0740-46A	B-32E10S4	05/13/02 14:15	05/14/02	Soil	PMoist		<input type="checkbox"/>	<input type="checkbox"/>	<input type="checkbox"/>	I4
					SW8082_S		<input type="checkbox"/>	<input type="checkbox"/>	<input checked="" type="checkbox"/>	I4

Sample Transmittal Documentation

MITKEM CORPORATION

Sample Condition Form

Page of

Received By: <u>SN</u>	Reviewed By: <u>Am</u>	Date: <u>5-14-02</u>	MITKEM Project: <u>A0740</u>																																																																																																																																																																																																																								
Client Project: <u>Gammam-Plant</u>		Client: <u>D4B</u>																																																																																																																																																																																																																									
Condition: <u>24 AR</u> 1) Custody Seal(s) <u>Present</u> / Absent Coolers / Bottles Intact / Broken Custody Seal Numbers <div style="border-bottom: 1px solid black; width: 100px; margin-bottom: 5px;"></div> <div style="border-bottom: 1px solid black; width: 100px; margin-bottom: 5px;"></div> <div style="border-bottom: 1px solid black; width: 100px; margin-bottom: 5px;"></div> <div style="border-bottom: 1px solid black; width: 100px; margin-bottom: 5px;"></div> <div style="border-bottom: 1px solid black; width: 100px; margin-bottom: 5px;"></div> <div style="border-bottom: 1px solid black; width: 100px; margin-bottom: 5px;"></div> <div style="border-bottom: 1px solid black; width: 100px; margin-bottom: 5px;"></div> <div style="border-bottom: 1px solid black; width: 100px; margin-bottom: 5px;"></div> <div style="border-bottom: 1px solid black; width: 100px; margin-bottom: 5px;"></div> <div style="border-bottom: 1px solid black; width: 100px; margin-bottom: 5px;"></div>		Preservation (pH) VOA Lab Sample ID HNO3 H2SO4 HCl NaO Matrix																																																																																																																																																																																																																									
		3) Chain -of- Custody <u>Present</u> / Absent 4) Airbill(s) <u>Present</u> / Absent Airbill Number(s) <u>8334 2214 6997</u> <div style="border-bottom: 1px solid black; width: 100px; margin-bottom: 5px;"></div> <div style="border-bottom: 1px solid black; width: 100px; margin-bottom: 5px;"></div> 5) Cooler Temperature <u>6C</u> Coolant Condition <u>ice</u> 6) Sample Bottles <u>Intact</u> /Broken/Leaking 7) Date Received <u>5-14-02</u> 8) Time Received <u>0845</u>		<table border="1" style="width: 100%; border-collapse: collapse;"> <tr><td style="text-align: center;">A0740 -01</td><td></td><td></td><td></td><td></td><td></td></tr> <tr><td style="text-align: center;">-02</td><td></td><td></td><td></td><td></td><td></td></tr> <tr><td style="text-align: center;">-03</td><td></td><td></td><td></td><td></td><td></td></tr> <tr><td style="text-align: center;">-04</td><td></td><td></td><td></td><td></td><td></td></tr> <tr><td style="text-align: center;">-05</td><td></td><td></td><td></td><td></td><td></td></tr> <tr><td style="text-align: center;">-06</td><td></td><td></td><td></td><td></td><td></td></tr> <tr><td style="text-align: center;">-07</td><td></td><td></td><td></td><td></td><td></td></tr> <tr><td style="text-align: center;">-08</td><td></td><td></td><td></td><td></td><td></td></tr> <tr><td style="text-align: center;">-09</td><td></td><td></td><td></td><td></td><td></td></tr> <tr><td style="text-align: center;">-010</td><td></td><td></td><td></td><td></td><td></td></tr> <tr><td style="text-align: center;">-011</td><td></td><td></td><td></td><td></td><td></td></tr> <tr><td style="text-align: center;">-012</td><td></td><td></td><td></td><td></td><td></td></tr> <tr><td style="text-align: center;">-013</td><td></td><td></td><td></td><td></td><td></td></tr> <tr><td style="text-align: center;">-014</td><td></td><td></td><td></td><td></td><td></td></tr> <tr><td style="text-align: center;">-015</td><td></td><td></td><td></td><td></td><td></td></tr> <tr><td style="text-align: center;">-016</td><td></td><td></td><td></td><td></td><td></td></tr> <tr><td style="text-align: center;">-017</td><td></td><td></td><td></td><td></td><td></td></tr> <tr><td style="text-align: center;">-018</td><td></td><td></td><td></td><td></td><td></td></tr> <tr><td style="text-align: center;">-019</td><td></td><td></td><td></td><td></td><td></td></tr> <tr><td style="text-align: center;">-020</td><td></td><td></td><td></td><td></td><td></td></tr> <tr><td style="text-align: center;">-021</td><td></td><td></td><td></td><td></td><td></td></tr> <tr><td style="text-align: center;">-022</td><td></td><td></td><td></td><td></td><td></td></tr> <tr><td style="text-align: center;">-023</td><td></td><td></td><td></td><td></td><td></td></tr> <tr><td style="text-align: center;">-024</td><td></td><td></td><td></td><td></td><td></td></tr> <tr><td style="text-align: center;">-025</td><td></td><td></td><td></td><td></td><td></td></tr> <tr><td style="text-align: center;">-026</td><td></td><td></td><td></td><td></td><td></td></tr> <tr><td style="text-align: center;">-027</td><td></td><td></td><td></td><td></td><td></td></tr> <tr><td style="text-align: center;">-028</td><td></td><td></td><td></td><td></td><td></td></tr> <tr><td style="text-align: center;">-029</td><td></td><td></td><td></td><td></td><td></td></tr> <tr><td style="text-align: center;">-030</td><td></td><td></td><td></td><td></td><td></td></tr> <tr><td style="text-align: center;">-031</td><td></td><td></td><td></td><td></td><td></td></tr> <tr><td style="text-align: center;">-032</td><td></td><td></td><td></td><td></td><td></td></tr> <tr><td style="text-align: center;">-033</td><td></td><td></td><td></td><td></td><td></td></tr> <tr><td style="text-align: center;">-034</td><td></td><td></td><td></td><td></td><td></td></tr> <tr><td style="text-align: center;">-035</td><td></td><td></td><td></td><td></td><td></td></tr> <tr><td style="text-align: center;">-036</td><td></td><td></td><td></td><td></td><td></td></tr> </table>		A0740 -01						-02						-03						-04						-05						-06						-07						-08						-09						-010						-011						-012						-013						-014						-015						-016						-017						-018						-019						-020						-021						-022						-023						-024						-025						-026						-027						-028						-029						-030						-031						-032						-033						-034						-035						-036			
A0740 -01																																																																																																																																																																																																																											
-02																																																																																																																																																																																																																											
-03																																																																																																																																																																																																																											
-04																																																																																																																																																																																																																											
-05																																																																																																																																																																																																																											
-06																																																																																																																																																																																																																											
-07																																																																																																																																																																																																																											
-08																																																																																																																																																																																																																											
-09																																																																																																																																																																																																																											
-010																																																																																																																																																																																																																											
-011																																																																																																																																																																																																																											
-012																																																																																																																																																																																																																											
-013																																																																																																																																																																																																																											
-014																																																																																																																																																																																																																											
-015																																																																																																																																																																																																																											
-016																																																																																																																																																																																																																											
-017																																																																																																																																																																																																																											
-018																																																																																																																																																																																																																											
-019																																																																																																																																																																																																																											
-020																																																																																																																																																																																																																											
-021																																																																																																																																																																																																																											
-022																																																																																																																																																																																																																											
-023																																																																																																																																																																																																																											
-024																																																																																																																																																																																																																											
-025																																																																																																																																																																																																																											
-026																																																																																																																																																																																																																											
-027																																																																																																																																																																																																																											
-028																																																																																																																																																																																																																											
-029																																																																																																																																																																																																																											
-030																																																																																																																																																																																																																											
-031																																																																																																																																																																																																																											
-032																																																																																																																																																																																																																											
-033																																																																																																																																																																																																																											
-034																																																																																																																																																																																																																											
-035																																																																																																																																																																																																																											
-036																																																																																																																																																																																																																											
VOA Matrix Key: US = Unpreserved Soil A = Air UA = Unpreserved Aqueous H = HCl M/N = MeOH & NaHSO4 E = Encore N = NaHSO4 M = MeOH																																																																																																																																																																																																																											
See Sample Condition Notification / Corrective Action Form yes / <u>no</u> Comments / Remarks Rad Ok <u>(yes)</u> / no																																																																																																																																																																																																																											

MITKEM CORPORATION

Sample Condition Form

Page of

Received By: <u>SN</u>	Reviewed By: <u>PM</u>	Date: <u>5-14-02</u>	MITKEM Project: <u>A0740</u>																																																																		
Client Project: <u>Grumman Plant</u> Client: <u>NB</u>																																																																					
Condition: <u>24 AR</u> 1) Custody Seal(s) <input checked="" type="checkbox"/> Present / Absent Coolers / Bottles Intact / Broken Custody Seal Numbers _____ _____ _____ _____ _____		Preservation (pH) VOA <table border="1" style="width: 100%; border-collapse: collapse;"> <thead> <tr> <th style="width: 15%;">Lab Sample ID</th> <th style="width: 10%;">HNO3</th> <th style="width: 10%;">H2SO4</th> <th style="width: 10%;">HCl</th> <th style="width: 10%;">NaO</th> <th style="width: 10%;">Matrix</th> </tr> </thead> <tbody> <tr><td><u>A0740 -037</u></td><td></td><td></td><td></td><td></td><td></td></tr> <tr><td><u>-038</u></td><td></td><td></td><td></td><td></td><td></td></tr> <tr><td><u>-039</u></td><td></td><td></td><td></td><td></td><td></td></tr> <tr><td><u>-040</u></td><td></td><td></td><td></td><td></td><td></td></tr> <tr><td><u>-041</u></td><td></td><td></td><td></td><td></td><td></td></tr> <tr><td><u>-042</u></td><td></td><td></td><td></td><td></td><td></td></tr> <tr><td><u>-043</u></td><td></td><td></td><td></td><td></td><td></td></tr> <tr><td><u>-044</u></td><td></td><td></td><td></td><td></td><td></td></tr> <tr><td><u>-045</u></td><td></td><td></td><td></td><td></td><td></td></tr> <tr><td><u>-046</u></td><td></td><td></td><td></td><td></td><td></td></tr> </tbody> </table>		Lab Sample ID	HNO3	H2SO4	HCl	NaO	Matrix	<u>A0740 -037</u>						<u>-038</u>						<u>-039</u>						<u>-040</u>						<u>-041</u>						<u>-042</u>						<u>-043</u>						<u>-044</u>						<u>-045</u>						<u>-046</u>					
Lab Sample ID	HNO3	H2SO4	HCl	NaO	Matrix																																																																
<u>A0740 -037</u>																																																																					
<u>-038</u>																																																																					
<u>-039</u>																																																																					
<u>-040</u>																																																																					
<u>-041</u>																																																																					
<u>-042</u>																																																																					
<u>-043</u>																																																																					
<u>-044</u>																																																																					
<u>-045</u>																																																																					
<u>-046</u>																																																																					
3) Chain-of-Custody <input checked="" type="checkbox"/> Present / Absent																																																																					
4) Airbill(s) <input checked="" type="checkbox"/> Present / Absent																																																																					
Airbill Number(s) <u>8334 2014 6997</u>																																																																					
5) Cooler Temperature <u>10C</u>																																																																					
Coolant Condition <u>ice</u>																																																																					
6) Sample Bottles <input checked="" type="checkbox"/> Intact / Broken / Leaking																																																																					
7) Date Received <u>5-14-02</u>																																																																					
8) Time Received <u>0845</u>																																																																					
VOA Matrix Key: US = Unpreserved Soil A = Air UA = Unpreserved Aqueous H = HCl M/N = MeOH & NaHSO4 E = Encore N = NaHSO4 M = MeOH																																																																					
See Sample Condition Notification / Corrective Action Form Comments / Remarks		yes / no Rad Ok <input checked="" type="checkbox"/> yes / no																																																																			

175 Metro Center Boulevard
 Warwick, Rhode Island 02886-1755
 (401) 732-3400 • Fax (401) 732-3499
 email: mitkem@mitkem.com



CHAIN-OF-CUSTODY RECORD

REPORT TO			INVOICE TO			LAB PROJECT #:				
COMPANY: Dunka and Bartilucci			PHONE: (516) 364-9880			LAB PROJECT #: A0740				
NAME: Brian Veith			FAX: (516) 364-9045			TURNAROUND TIME: See comments				
ADDRESS: 330 Crossways Park Drive			NAME: Robbin Petrella							
CITY/ST/ZIP: Woodbury, NY 11797			ADDRESS: same							
CLIENT PROJECT NAME: Grumman - Plant 24 AR			CLIENT P.O.#: 1572-06			REQUESTED ANALYSES: PCBS				
SAMPLE IDENTIFICATION	DATE/TIME SAMPLED	COMPOSITE	GRAB	WATER	SOIL	OTHER	LAB ID	# OF CONTAINERS	COMMENTS	COOLER TEMP:
B-34 0'-2"	5/13/08 8:20		X		X		A0740-01	1	7-day	
B-34 2'-2"	8:25						↓ 02	1	7-day	
B-34 2'-4"	8:30							1	On-hold	
B-35 0'-2"	8:35						A0740-03	1	7-day	
B-35 2'-2"	8:40						↓ -04	1	7-day	
B-35 2'-4"	8:45							1	On-hold	
B-36 0'-2"	8:50						A0740-05	1	7-day	
B-36 2'-2"	8:55						↓ -06	1	7-day	
B-36 2'-4"	9:00							1	On-hold	
B-37 0'-2"	9:05						A0740-07	1	7-day	
B-37 2'-2"	9:10						↓ -08	1	7-day	
B-37 2'-4"	9:15							1	On-hold	
1. Innocent Taziva	5/13/1600						FEDEX			
2							Jane Kowalski			5-14-02 OKS
3										



175 Metro Center Boulevard
 Warwick, Rhode Island 02886-1755
 (401) 732-3400 • Fax (401) 732-3499
 email: mitkem@mitkem.com

CHAIN-OF-CUSTODY RECORD

REPORT TO				INVOICE TO																			
COMPANY	NAME	ADDRESS	CITY/ST/ZIP	PHONE (516) 364-9490	FAX (516) 364-9045	NAME	ADDRESS																
Durka and Bartolucci	Brian Veith	330 Crossways Park Drive	Woodbury, New York 11797			Robbin Petrella	same																
CLIENT PROJECT NAME: Grammar - Plant 24 AR				CLIENT P.O.#: 1572-06																			
SAMPLE IDENTIFICATION	DATE/TIME SAMPLED	COMPOSITE	GRAB	WATER	SOIL	OTHER	LAB ID	# OF CONTAINERS	REQUESTED ANALYSES	COMMENTS													
B-38 0'-2"	5/13/02 9:30	X	X		X		A074009	1		7-day													
B-38 2'-2"	9:35						↓-010	1		7-day													
B-38 2'-4"	9:30							1		On-hold													
B-39 0'-2"	9:35						A074011	1		7-day													
B-39 2'-2"	9:40						↓-018	1		7-day													
B-39 2'-4" MS	9:40						↓	1		14-day													
B-39 2'-2" MS D	9:40						↓	1		14-day													
B-39 2'-4"	9:45							1		On-hold													
B-40 0'-2"	9:50						A074003	1		7-day													
B-40 2'-2"	9:55						↓-014	1		7-day													
B-40 2'-4"	10:00							1		On-hold													
B-41 0'-2"	10:30						A074015	1		7-day													
TSF#				DATE/TIME				ACCEPTED BY				DATE/TIME				ADDITIONAL REMARKS				COOLER TEMP.			
1				Innocent TAZUVA				5/13 / 16:00				FEDEX								60°c			
2																							
3																							

PCB's

175 Metro Center Boulevard
 Warwick, Rhode Island 02886-1755
 (401) 732-3400 • Fax (401) 732-3499
 email: mitkem@mitkem.com



CHAIN-OF-CUSTODY RECORD

REPORT TO		INVOICE TO		LAB PROJECT #:						
COMPANY	PHONE	COMPANY	PHONE	LAB PROJECT #:						
NAME	FAX	NAME	FAX	TURNAROUND TIME:						
ADDRESS		ADDRESS		COMMENTS						
CITY/ST/ZIP		CITY/ST/ZIP								
CLIENT PROJECT NAME:	CLIENT PROJECT #:	CLIENT P.O.#:	REQUESTED ANALYSES							
Grumman - Plant 24 AR	1572-06		PCBS							
SAMPLE IDENTIFICATION	DATE/TIME SAMPLED	COMPOSITE	GRAB	WATER	SOIL	OTHER	LAB ID	# OF CONTAINERS	ADDITIONAL REMARKS:	COOLER TEMP:
B-41 2"-2'	5/13/02 10:35	X	X		X		A0740-016	1		7-day
B-41 2'-4'	'10:40							1		On-hold
B-42 0'-2"	'10:45						A0740-017	1		7-day
B-42 2'-2'	'10:50						↓ -018	1		7-day
B-42 2'-2' MS	'10:50						↓	1		14-day
B-42 2'-2' MSD	'10:50						↓	1		14-day
B-42 2'-4'	'10:55							1		On-hold
B-43 0'-2"	'11:00						A0740-019	1		7-day
B-43 2'-2'	'11:05						↓ -020	1		7-day
B-43 2'-4'	'11:10							1		On-hold
B-44 0'-2"	'11:15						A0740-021	1		7-day
B-44 2'-2'	'11:20						↓ -022	1		7-day
1 INNOCENT TAZIVA	5/13 '1600								5-1402 0845	6°C
2	/								/	
3	/								/	



175 Metro Center Boulevard
 Warwick, Rhode Island 02886-1755
 (401) 732-3400 • Fax (401) 732-3499
 email: mitkem@mitkem.com

CHAIN-OF-CUSTODY RECORD

REPORT TO			INVOICE TO			LAB PROJECT #:					
COMPANY	PHONE	COMPANY	PHONE	NAME	LAB PROJECT #:						
Duvka and Bartolucci	(516) 364-9990			Robbin Bethell	A0740						
NAME	FAX	NAME	FAX	ADDRESS	TURNAROUND TIME:						
Brian Veith	(516) 364-9045			Same	See comments						
ADDRESS	CITY/ST/ZIP	ADDRESS	CITY/ST/ZIP								
330 Crossways Park Drive	Woodbury, NY 11797										
CLIENT PROJECT NAME:	CLIENT PROJECT #:	CLIENT P.O.#:									
Grumman-D1724 AR	1572-06										
SAMPLE IDENTIFICATION	DATE/TIME SAMPLED	COMPOSITE	GRAB	WATER	SOIL	OTHER	LAB ID	# OF CONTAINERS	REQUESTED ANALYSES	COMMENTS	
											DATE/TIME
B-3251051	5/13 '13:00	X	X		X		A0740-051	1		7-day	
B-3251052	'13:05						↓ -056			instmsd 7-day	
B-3251053	'13:10						↓ -057			7-day	
B-3251054	'13:10						↓ -058			7-day	
B-3251055	'13:15									on hold	
B-3251056	'13:20									on hold	
B-32W1051	5/13 '13:30						A0740-059			7-day	
B-32W1052	'13:35						↓ -040			7-day	
B-32W1053	'13:40						↓ -041			7-day	
B-32W1054	'13:45						↓ -042			7-day	
B-32W1055	'13:50									on-hold	
B-32W1056	'13:55									on-hold	
1 INNOCENT TAZUMA	5/13 '16:00						FEDEX				
2											
3											



175 Metro Center Boulevard
 Warwick, Rhode Island 02886-1755
 (401) 732-3400 • Fax (401) 732-3499
 email: mitkem@mitkem.com

CHAIN-OF-CUSTODY RECORD

REPORT TO			INVOICE TO			LAB PROJECT #:						
COMPANY	PHONE	PHONE	COMPANY	PHONE		A0740						
NAME	FAX	FAX	NAME	FAX		TURNAROUND TIME:						
ADDRESS			ADDRESS			See comments						
CITY/ST/ZIP			CITY/ST/ZIP									
CLIENT PROJECT #:			CLIENT P.O.#:			REQUESTED ANALYSES						
Grunman - Plant 24 AR			1572-06			COMMENTS						
SAMPLE IDENTIFICATION	DATE/TIME SAMPLED	COMPOSITE	GRAB	WATER	SOIL	OTHER	LAB ID	# OF CONTAINERS	DATE/TIME	ACCEPTED BY	ADDITIONAL REMARKS:	COOLER TEMP:
B-32 E1051	5/13 / 14:00	X	X	X	X		A0740-041	1				6°C
B-32 E1052	'14:05						041					
B-32 E1053	'14:10						045					
B-32 E1054	'14:15						046					
B-32 E1055	'14:20											
B-32 E1056	'14:25											
B-32 S1652MS	5/13 / 13:05						A0740-056					
B-32 S1652MSD	↓ ↓ ↓						056					
1	INNOCENT TAZIVA	5/13 / 16:00										
2												
3												
4												



* PCB Organics *

SDG A

FORM 2
SOIL PCB SURROGATE RECOVERY

Lab Name: MITKEM CORPORATION

Contract:

Lab Code: MITKEM

Case No.:

SAS No.:

SDG No.: A0740

GC Column(1): DB-1701

ID: 0.53 (mm)

GC Column(2): DB-608

ID: 0.53 (mm)

	CLIENT SAMPLE NO.	TCX 1 %REC #	TCX 2 %REC #	DCB 1 %REC #	DCB 2 %REC #	OTHER (1)	OTHER (2)	TOT OUT
01	B-34 0-2	133	126	171D	193D			0
02	B-34 2-2	99	93	114	116			0
03	B-35 0-2	100	92	129	138			0
04	B-35 2-2	142	135	148	149			0
05	B-36 0-2	97	92	104	113			0
06	B-36 2-2	99	96	103	109			0
07	B-37 0-2	106	97	130	149			0
08	B-37 2-2	101	100	115	114			0
09	B-38 0-2	100	90	124	129			0
10	B-38 2-2	101	96	107	109			0
11	B-39 2-2	119	115	128	125			0
12	B-41 2-2	98	92	101	115			0
13	B-42 2-2	99	92	97	107			0
14	BBLK1A	96	103	103	105			0
15	B1ALCS	99	105	108	110			0
16	B-43 2-2	94	93	106	106			0
17	B-42 2-2MS	98	94	106	106			0
18	B-42 2-2MSD	103	99	107	109			0
19	B-39 2-2MS	114	112	126	124			0
20	B-39 2-2MSD	95	97	110	107			0
21	B-39 0-2	97	94	120	125			0
22	B-40 0-2	100	99	120	133			0
23	B-40 2-2	104	108	119	133			0
24	B-41 0-2	104	104	119	138			0
25	B-42 0-2	90	94	109	127			0
26	B-43 0-2	90	97	106	119			0
27								
28								
29								
30								

ADVISORY
QC LIMITS

S1 (TCX) = Tetrachloro-m-xylene (42-147)
S2 (DCB) = Decachlorobiphenyl (29-155)

Column to be used to flag recovery values
* Values outside of QC limits
D Surrogate diluted out

FORM 3
SOIL PCB LAB CONTROL SAMPLE

Lab Name: MITKEM CORPORATION

Contract:

Lab Code: MITKEM

Case No.:

SAS No.:

SDG No.: A0740

Matrix Spike - Sample No.: B1ALCS

COMPOUND	SPIKE ADDED (ug/Kg)	SAMPLE CONCENTRATION (ug/Kg)	LCS CONCENTRATION (ug/Kg)	LCS % REC #	QC. LIMITS REC.
Aroclor-1016	330		330	100	62-155
Aroclor-1260	330		320	97	56-173

Column to be used to flag recovery and RPD values with an asterisk

* Values outside of QC limits

RPD: 0 out of 0 outside limits

Spike Recovery: 0 out of 2 outside limits

COMMENTS:

FORM 3
SOIL PCB MATRIX SPIKE/MATRIX SPIKE DUPLICATE RECOVERY

Lab Name: MITKEM CORPORATION

Contract:

Lab Code: MITKEM

Case No.:

SAS No.:

SDG No.: A0740

Matrix Spike - Sample No.: B-39 2-2

COMPOUND	SPIKE ADDED (ug/Kg)	SAMPLE CONCENTRATION (ug/Kg)	MS CONCENTRATION (ug/Kg)	MS % REC #	QC. LIMITS REC.
Aroclor-1016	390	0.00	600	154	62-155
Aroclor-1260	390	0.00	1000	256*	56-173

COMPOUND	SPIKE ADDED (ug/Kg)	MSD CONCENTRATION (ug/Kg)	MSD % REC #	% RPD #	QC LIMITS	
					RPD	REC.
Aroclor-1016	390	620	159*	3	40	62-155
Aroclor-1260	390	1400	359*	33	40	56-173

Column to be used to flag recovery and RPD values with an asterisk

* Values outside of QC limits

RPD: 0 out of 2 outside limits

Spike Recovery: 3 out of 4 outside limits

COMMENTS:

FORM 3
SOIL PCB MATRIX SPIKE/MATRIX SPIKE DUPLICATE RECOVERY

Lab Name: MITKEM CORPORATION

Contract:

Lab Code: MITKEM

Case No.:

SAS No.:

SDG No.: A0740

Matrix Spike - Sample No.: B-42 2-2

COMPOUND	SPIKE ADDED (ug/Kg)	SAMPLE CONCENTRATION (ug/Kg)	MS CONCENTRATION (ug/Kg)	MS % REC #	QC. LIMITS REC.
Aroclor-1016	350	0.00	410	117	62-155
Aroclor-1260	350	0.00	480	137	56-173

COMPOUND	SPIKE ADDED (ug/Kg)	MSD CONCENTRATION (ug/Kg)	MSD % REC #	% RPD #	QC LIMITS	
					RPD	REC.
Aroclor-1016	350	430	123	5	40	62-155
Aroclor-1260	350	490	140	2	40	56-173

Column to be used to flag recovery and RPD values with an asterisk

* Values outside of QC limits

RPD: 0 out of 2 outside limits

Spike Recovery: 0 out of 4 outside limits

COMMENTS:

FORM 4
PCB METHOD BLANK SUMMARY

CLIENT SAMPLE NO.

BBLK1A

Lab Name: MITKEM CORPORATION

Contract:

Lab Code: MITKEM Case No.:

SAS No.:

SDG No.: A0740

Lab Sample ID: B0514-BS1

Lab File ID: E4B3850F

Matrix (soil/water) SOIL

Extraction: (SepF/Cont/Sonc) SONC

Sulfur Cleanup (Y/N) Y

Date Extracted: 05/14/02

Date Analyzed (1): 05/17/02

Date Analyzed (2): 05/17/02

Time Analyzed (1): 1807

Time Analyzed (2): 1807

Instrument ID (1): E4

Instrument ID (2): E4

GC Column (1): DB-1701

ID: 0.53 (mm)

GC Column (2): DB-608

ID: 0.53 (mm)

THIS METHOD BLANK APPLIES TO THE FOLLOWING SAMPLES, MS and MSD:

	SAMPLE NO.	LAB SAMPLE ID	DATE ANALYZED 1	DATE ANALYZED 2
01	B-34 0-2	A0740-01A	05/17/02	05/17/02
02	B-34 2-2	A0740-02A	05/17/02	05/17/02
03	B-35 0-2	A0740-03A	05/17/02	05/17/02
04	B-35 2-2	A0740-04A	05/17/02	05/17/02
05	B-36 0-2	A0740-05A	05/17/02	05/17/02
06	B-36 2-2	A0740-06A	05/17/02	05/17/02
07	B-37 0-2	A0740-07A	05/17/02	05/17/02
08	B-37 2-2	A0740-08A	05/17/02	05/17/02
09	B-38 0-2	A0740-09A	05/17/02	05/17/02
10	B-38 2-2	A0740-10A	05/17/02	05/17/02
11	B-39 2-2	A0740-12A	05/17/02	05/17/02
12	B-41 2-2	A0740-16A	05/17/02	05/17/02
13	B-42 2-2	A0740-18A	05/17/02	05/17/02
14	B1ALCS	B0514-LS1	05/17/02	05/17/02
15	B-43 2-2	A0740-20A	05/17/02	05/17/02
16	B-42 2-2MS	A0740-18AMS	05/18/02	05/18/02
17	B-42 2-2MSD	A0740-18AMSD	05/18/02	05/18/02
18	B-39 2-2MS	A0740-12AMS	05/18/02	05/18/02
19	B-39 2-2MSD	A0740-12AMSD	05/18/02	05/18/02
20	B-39 0-2	A0740-11A	05/18/02	05/18/02
21	B-40 0-2	A0740-13A	05/18/02	05/18/02
22	B-40 2-2	A0740-14A	05/18/02	05/18/02
23	B-41 0-2	A0740-15A	05/18/02	05/18/02
24	B-42 0-2	A0740-17A	05/18/02	05/18/02
25	B-43 0-2	A0740-19A	05/18/02	05/18/02
26				

COMMENTS:

FORM 1
PCB ORGANICS ANALYSIS DATA SHEET

CLIENT SAMPLE NO.

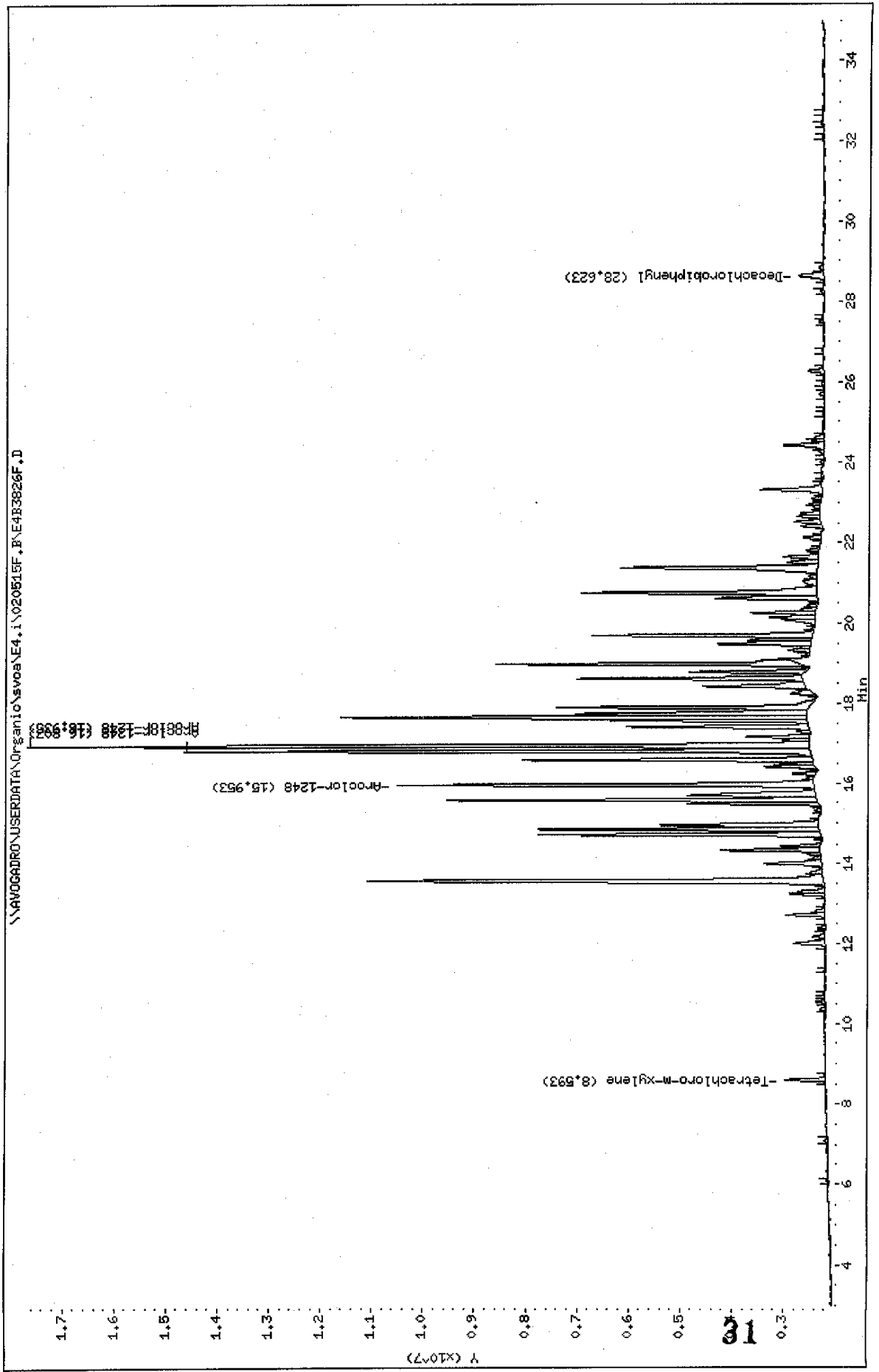
B-34 0-2

Lab Name: MITKEM CORPORATION Contract:
 Lab Code: MITKEM Case No.: SAS No.: SDG No.: A0740
 Matrix: (soil/water) SOIL Lab Sample ID: A0740-01A
 Sample wt/vol: 30.0 (g/mL) G Lab File ID: E4B3826F
 % Moisture: 14 decanted: (Y/N) N Date Received: 05/14/02
 Extraction: (SepF/Cont/Sonc) SONC Date Extracted: 05/14/02
 Concentrated Extract Volume: 10000 (uL) Date Analyzed: 05/17/02
 Injection Volume: 1.0 (uL) Dilution Factor: 20.0
 GPC Cleanup: (Y/N) N pH: ___ Sulfur Cleanup: (Y/N) Y

CAS NO.	COMPOUND	CONCENTRATION UNITS: (ug/L or ug/Kg) UG/KG		Q
12674-11-2-----	Aroclor-1016	780	U	
11104-28-2-----	Aroclor-1221	780	U	
1114-16-5-----	Aroclor-1232	780	U	
53469-21-9-----	Aroclor-1242	780	U	
12672-29-6-----	Aroclor-1248	7800		
11097-69-1-----	Aroclor-1254	780	U	
11096-82-5-----	Aroclor-1260	780	U	

Data File: \\AVOCADRO\USERDATA\Organic\svoa\E4.1\020515F,B\E4B3826F.D
 Date: 17-MAY-2002 01:48
 Client ID: B-34 0-2
 Sample Info: A0740-01A,B-34 0-2,B0814-BS1,,,20
 Volume Injected (ul): 1.0
 Column phase: DB-1701

Instrument: E4.i
 Operator: GHL
 Column diameter: 0.53



Data File: \\AVOCADRO\USERDATA\Organic\svoa\E4.i\020515R.P\E4B3826R.D

Date : 17-MAY-2002 01:48

Client ID: B-34 0-2

Sample Info: A0740-01A,B-34 0-2,B0514-BS1,,,20

Volume Injected (uL): 1.0

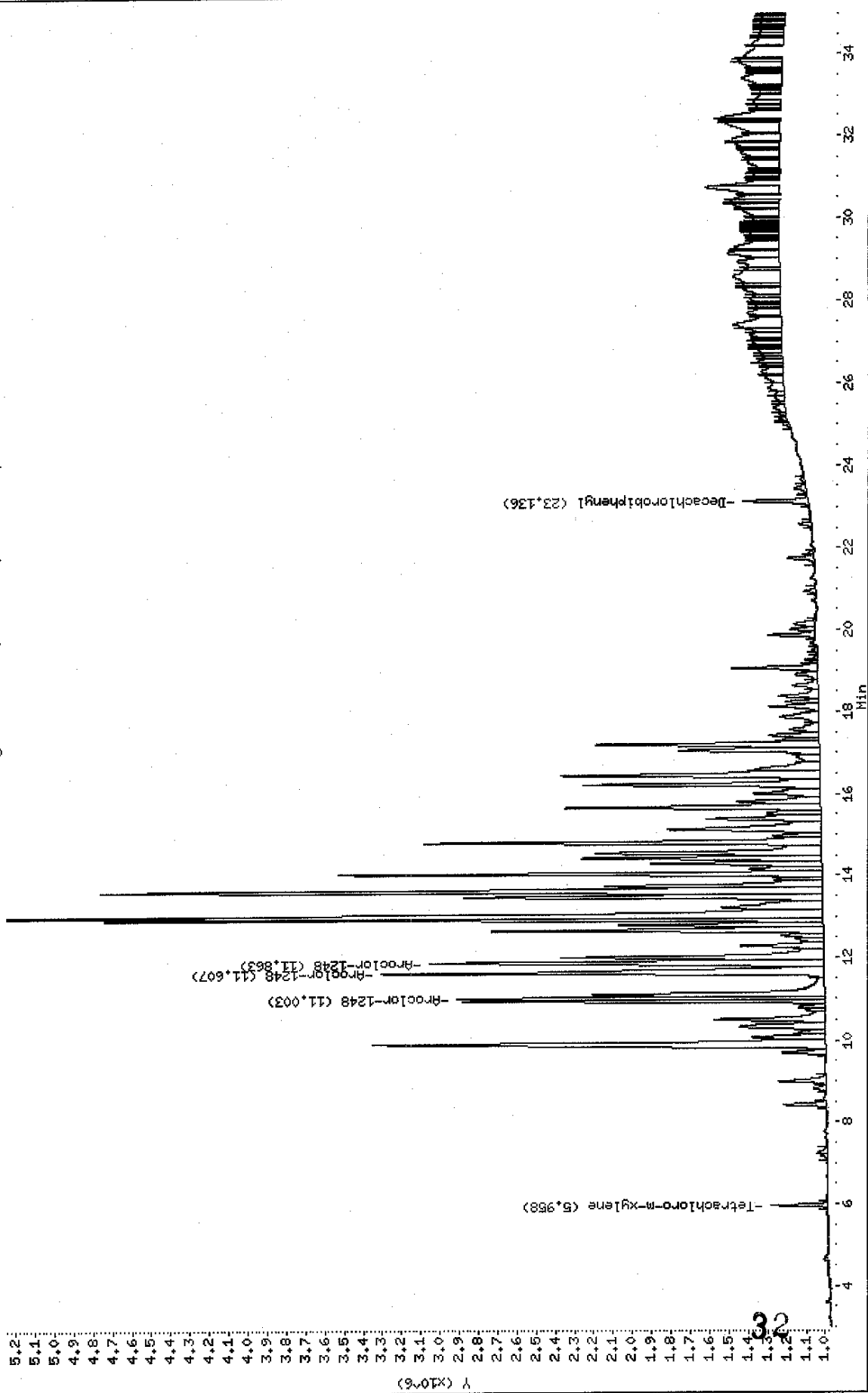
Column phase: DB-608

Instrument: E4.i

Operator: GML

Column diameter: 0.53

\\AVOCADRO\USERDATA\Organic\svoa\E4.i\020515R.P\E4B3826R.D



Data File: E4B3826F.D
 Report Date: 20-May-2002 14:24

Mitkem Corporation

Sample #1 : \\AVOGADRO\USERDATA\Organic\svoa\E4.i\020515F.B\E4B3826F.D
 Sample #2 : \\AVOGADRO\USERDATA\Organic\svoa\E4.i\020515R.B\E4B3826R.D
 Inj Date : 17-MAY-2002 01:48
 Sample Info: A0740-01A,B-34 0-2,B0514-BS1,,,20
 Misc Info :
 Cal Date : 20-MAY-2002 12:33
 Operator : GML
 Inst ID : E4.i
 Dil Factor : 20.000000

Method #1 : \\AVOGADRO\USERDATA\Organic\svoa\E4.i\020515F.B\E4_PCB_F.m
 Method #2 : \\AVOGADRO\USERDATA\Organic\svoa\E4.i\020515R.B\E4_PCB_R.m
 Sub List #1 : pcb.sub
 Sub List #2 : pcb.sub
 Col #1 Phase : DB-1701
 Col #2 Phase : DB-608

Concentration Formula: $Amt * DF * Uf * Vt / (Vi * Ws * (100 - M) / 100)$

Name	Value	Description
DF	20.000	Dilution Factor
Uf	1.000	Correction factor
Vt	10000.000	Volume of final extract (uL) (1000 low, 2
Vi	1.000	Volume injected (uL)
Ws	30.000	Weight of sample extracted (g)
M	14.000	% Moisture

Compound	RT#1	RT#2	Resp#1	Resp#2	Conc#1 (ug/Kg)	Conc#2 (ug/Kg)	Target Range	Ratio
Tetrachloro-m-xylene	8.593	5.958	811509	294032	21	20		100.00 (a)
Decachlorobiphenyl	28.623	23.136	498843	339974	26	30		100.00 (aR)
Aroclor-1248	15.953	11.863	8106731	2052855	8000	8800	80.00- 120.00	100.00
	16.803	11.003	12183042	1909100	10000	7900	97.19- 137.19	150.28
	16.935	11.607	15182396	2302013	12000	6700	109.03- 149.03	187.28
Average of Peak Amounts =					10000	7800		

*17M
5/20/02*

QC Flag Legend

- a - Target compound detected but, quantitated amount Below Limit Of Quantitation (BLOQ).
- R - Spike/Surrogate failed recovery limits.

✓

Data File: \\NAVOCADRO\USERDATA\Organic\svoa\E4.i\020515F.B\E4B3827F.D

Date: 17-MAY-2002 02:27

Client ID: B-34 2-2

Sample Info: A0740-02A,,B0514-BS1,,,,2

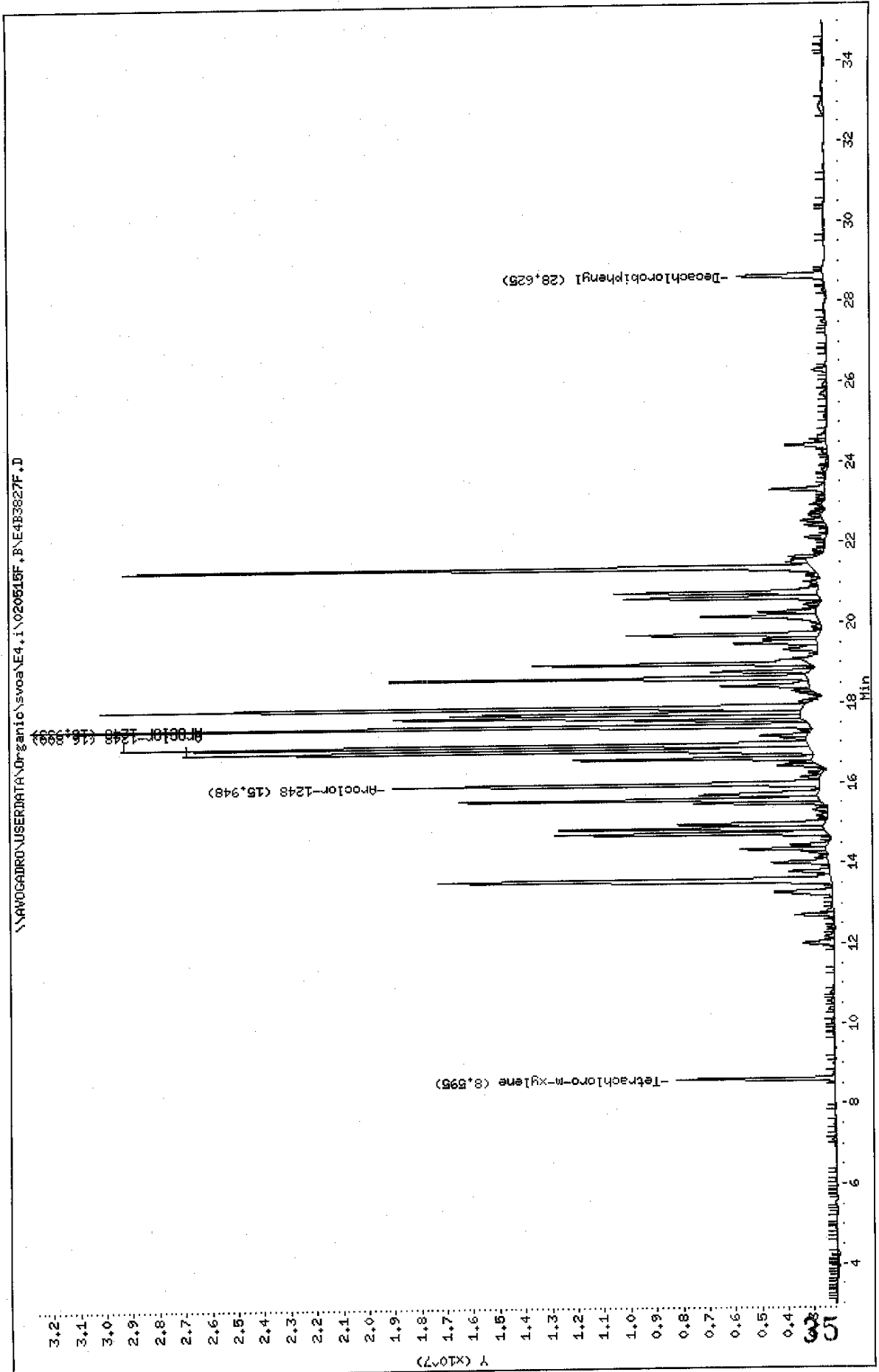
Volume Injected (uL): 1.0

Column phase: DB-1701

Instrument: E4.i

Operator: GHL

Column diameter: 0.53



Data File: \\AVOCADRO\USERDATA\Organic\svoa\E4.i\020515R.PNE483827R.D

Date : 17-MAY-2002 02:27

Client ID: B-34 2-2

Sample Info: A0740-02A,,B0514-B51,,,,2

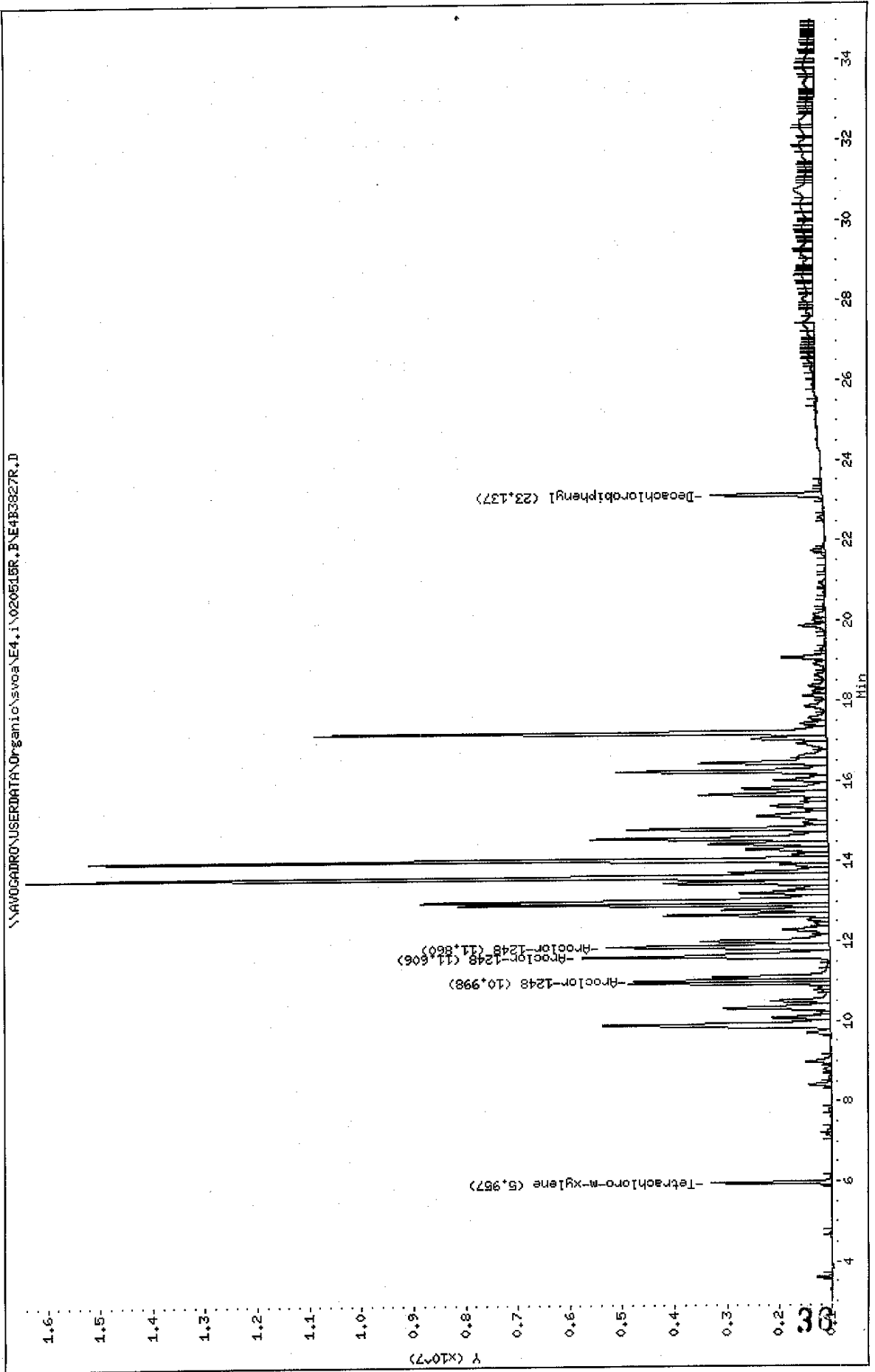
Volume Injected (ul): 1.0

Column phase: DB-608

Instrument: E4.i

Operator: GML

Column diameter: 0.53



Data File: E4B3827F.D
 Report Date: 20-May-2002 14:24

Mitkem Corporation

Sample #1 : \\AVOGADRO\USERDATA\Organic\svoa\E4.i\020515F.B\E4B3827F.D
 Sample #2 : \\AVOGADRO\USERDATA\Organic\svoa\E4.i\020515R.B\E4B3827R.D
 Inj Date : 17-MAY-2002 02:27
 Sample Info: A0740-02A,,B0514-BS1,,,2
 Misc Info : B-34 2-2
 Cal Date : 20-MAY-2002 12:33
 Operator : GML
 Inst ID : E4.i
 Dil Factor : 2.000000

Method #1 : \\AVOGADRO\USERDATA\Organic\svoa\E4.i\020515F.B\E4_PCB_F.m
 Method #2 : \\AVOGADRO\USERDATA\Organic\svoa\E4.i\020515R.B\E4_PCB_R.m
 Sub List #1 : pcb.sub
 Sub List #2 : pcb.sub
 Col #1 Phase : DB-1701
 Col #2 Phase : DB-608

Concentration Formula: $Amt * DF * Uf * Vt / (Vi * Ws * (100 - M) / 100)$

Name	Value	Description
DF	2.000	Dilution Factor
Uf	1.000	Correction factor
Vt	10000.000	Volume of final extract (uL) (1000 low, 2
Vi	1.000	Volume injected (uL)
Ws	30.200	Weight of sample extracted (g)
M	10.000	% Moisture

Compound	RT#1	RT#2	Resp#1	Resp#2	Conc#1 (ug/Kg)	Conc#2 (ug/Kg)	Target Range	Ratio
Tetrachloro-m-xylene	8.595	5.957	6037652	2302311	14	14		100.00
Decachlorobiphenyl	28.625	23.137	3318849	2137770	17	17		100.00
Aroclor-1248	15.948	11.860	16281631	4250302	1500	1700	80.00- 120.00	100.00
	16.800	10.998	23937701	3757104	1900	1500	97.19- 137.19	147.02
	16.933	11.606	26198110	4739782	1900	1300	109.03- 149.03	160.91
Average of Peak Amounts =					1800	1500		

Data File: \NAVOGADRON\USERDATA\Organic\svoa\E4.i\020515F_BAE4B3828F.D

Date : 17-MAY-2002 03:06

Client ID: P-35 0-2

Sample Info: A0740-03A,,B0514-B51,,,10

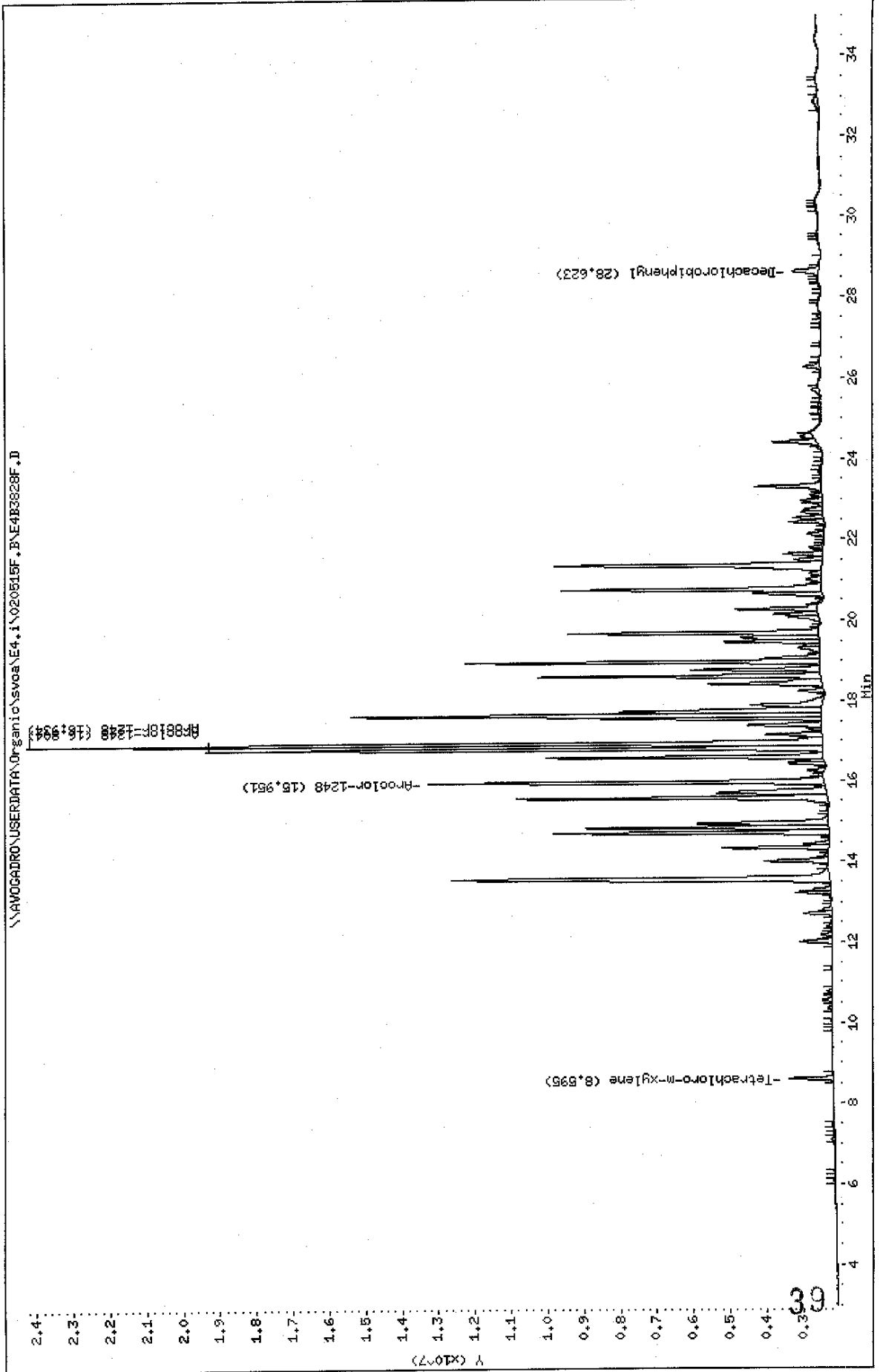
Volume Injected (uL): 1.0

Column phase: DB-1701

Instrument: E4.i

Operator: GML

Column diameter: 0.53



Data File: \\AVOCADRO\USERDATA\Organic\svoa\E4.i\02051BR.B\E4B3828R.D

Date : 17-MAY-2002 03:06

Client ID: B-35 0-2

Sample Info: A0740-03A,,B0E14-BSL,,,10

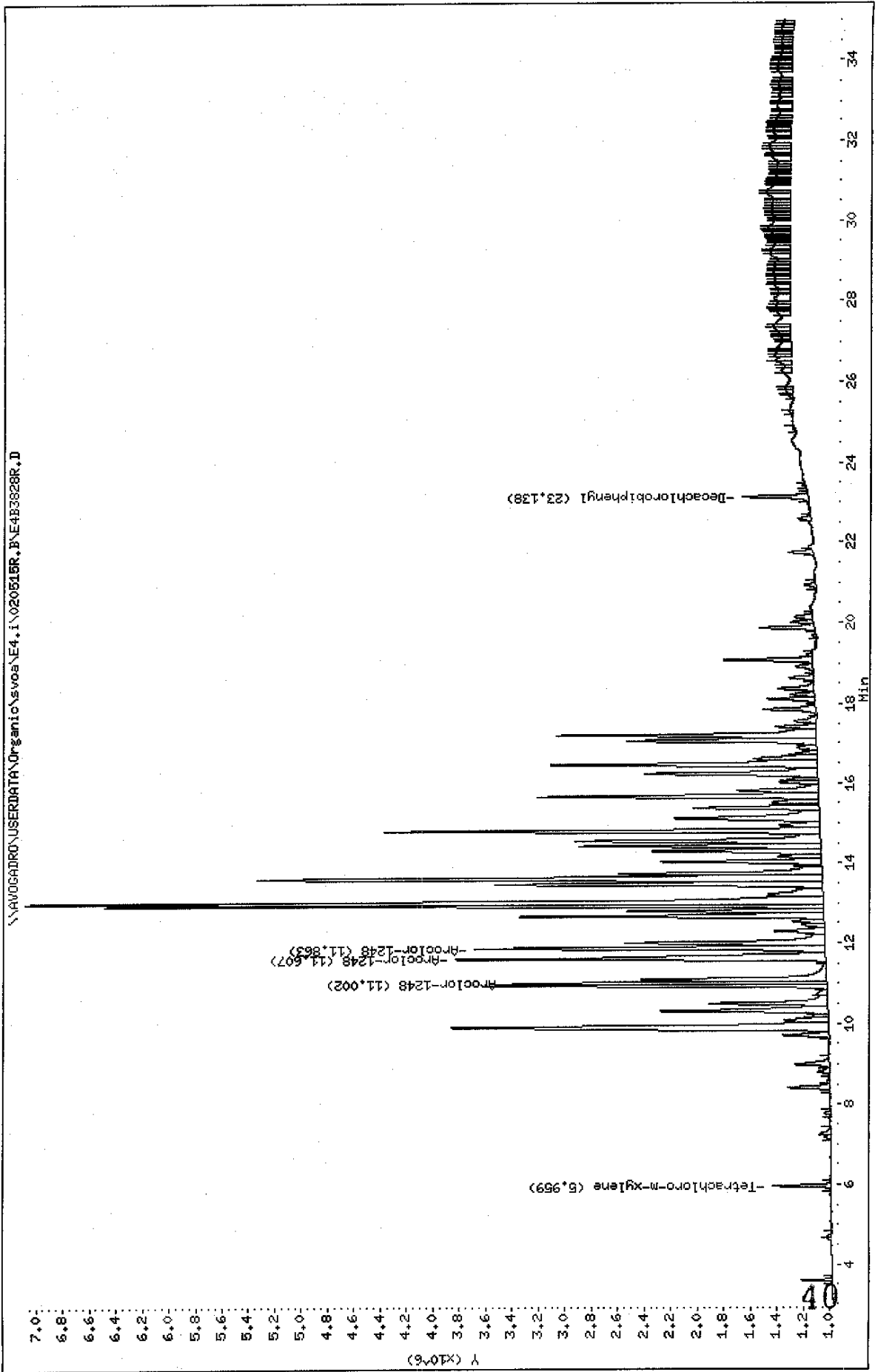
Volume Injected (ul): 1.0

Column phase: DB-608

Instrument: E4.i

Operator: GHL

Column diameter: 0.53



Data File: E4B3828F.D
 Report Date: 20-May-2002 14:24

Mitkem Corporation

Sample #1 : \\AVOGADRO\USERDATA\Organic\svoa\E4.i\020515F.B\E4B3828F.D
 Sample #2 : \\AVOGADRO\USERDATA\Organic\svoa\E4.i\020515R.B\E4B3828R.D
 Inj Date : 17-MAY-2002 03:06
 Sample Info: A0740-03A,,B0514-BS1,,10
 Misc Info :
 Cal Date : 20-MAY-2002 12:33
 Operator : GML
 Inst ID : E4.i
 Dil Factor : 10.000000

B-35 0-2

Method #1 : \\AVOGADRO\USERDATA\Organic\svoa\E4.i\020515F.B\E4_PCB_F.m
 Method #2 : \\AVOGADRO\USERDATA\Organic\svoa\E4.i\020515R.B\E4_PCB_R.m
 Sub List #1 : pcb.sub
 Sub List #2 : pcb.sub
 Col #1 Phase : DB-1701
 Col #2 Phase : DB-608

Concentration Formula: $Amt * DF * Uf * Vt / (Vi * Ws * (100 - M) / 100)$

Name	Value	Description
DF	10.000	Dilution Factor
Uf	1.000	Correction factor
Vt	10000.000	Volume of final extract (uL) (1000 low, 2
Vi	1.000	Volume injected (uL)
Ws	30.200	Weight of sample extracted (g)
M	9.000	% Moisture

Compound	RT#1	RT#2	Resp#1	Resp#2	Conc#1 (ug/Kg)	Conc#2 (ug/Kg)	Target Range	Ratio
Tetrachloro-m-xylene	8.595	5.959	1226467	444105	15	13		100.00 (a)
Decachlorobiphenyl	28.623	23.138	755148	493389	19	20		100.00
Aroclor-1248	15.951	11.863	10840800	2647813	5000	5300	80.00- 120.00	100.00
	16.804	11.002	16917444	2375678	6600	4600	97.19- 137.19	156.05
	16.934	11.607	21786269	2800880	7800	3800	109.03- 149.03	200.97
Average of Peak Amounts =					6500	4600		

JK 5/20/02

QC Flag Legend

a - Target compound detected but, quantitated amount
 Below Limit Of Quantitation (BLOQ).

W

FORM 1
PCB ORGANICS ANALYSIS DATA SHEET

CLIENT SAMPLE NO.

B-35 2-2

Lab Name: MITKEM CORPORATION Contract:
 Lab Code: MITKEM Case No.: SAS No.: SDG No.: A0740
 Matrix: (soil/water) SOIL Lab Sample ID: A0740-04A
 Sample wt/vol: 30.3 (g/mL) G Lab File ID: E4B3829F
 % Moisture: 10 decanted: (Y/N) N Date Received: 05/14/02
 Extraction: (SepF/Cont/Sonc) SONC Date Extracted: 05/14/02
 Concentrated Extract Volume: 10000 (uL) Date Analyzed: 05/17/02
 Injection Volume: 1.0 (uL) Dilution Factor: 1.0
 GPC Cleanup: (Y/N) N pH: ___ Sulfur Cleanup: (Y/N) Y

CAS NO. COMPOUND CONCENTRATION UNITS:
(ug/L or ug/Kg) UG/KG Q

12674-11-2-----	Aroclor-1016	37	U
11104-28-2-----	Aroclor-1221	37	U
1114-16-5-----	Aroclor-1232	37	U
53469-21-9-----	Aroclor-1242	37	U
12672-29-6-----	Aroclor-1248	1200	
11097-69-1-----	Aroclor-1254	37	U
11096-82-5-----	Aroclor-1260	37	U

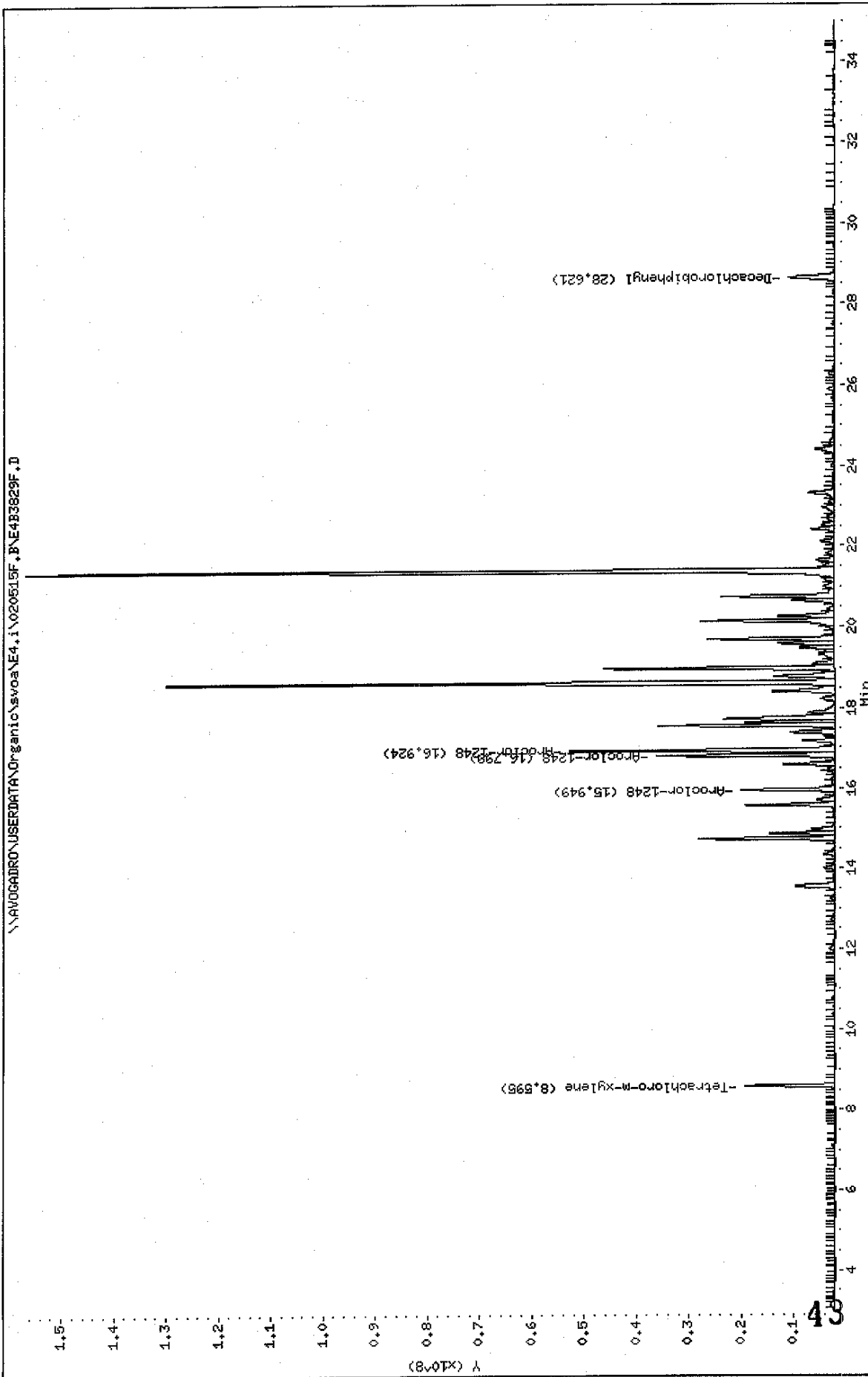
Data File: \\AVOCADRO\USERDATA\Organic\svoa\E4.i\020515F.PNE4B3829F.D
Date: 17-MAY-2002 03:45
Client ID: B-35 2-2
Sample Info: A0740-04A,,B0514-BS1,,,
Volume Injected (uL): 1.0
Column phase: DB-1701

Instrument: E4.i

Operator: GML

Column diameter: 0.53

\\AVOCADRO\USERDATA\Organic\svoa\E4.i\020515F.PNE4B3829F.D



Data File: \\AVOCADRO\USERDATA\Organic\svoa\E4.1\020615R.P\E4B3829R.D

Date : 17-MAY-2002 03:45

Client ID: B-35 2-2

Sample Info: A0740-04A,,B0514-B51,,,

Volume Injected (ul): 1.0

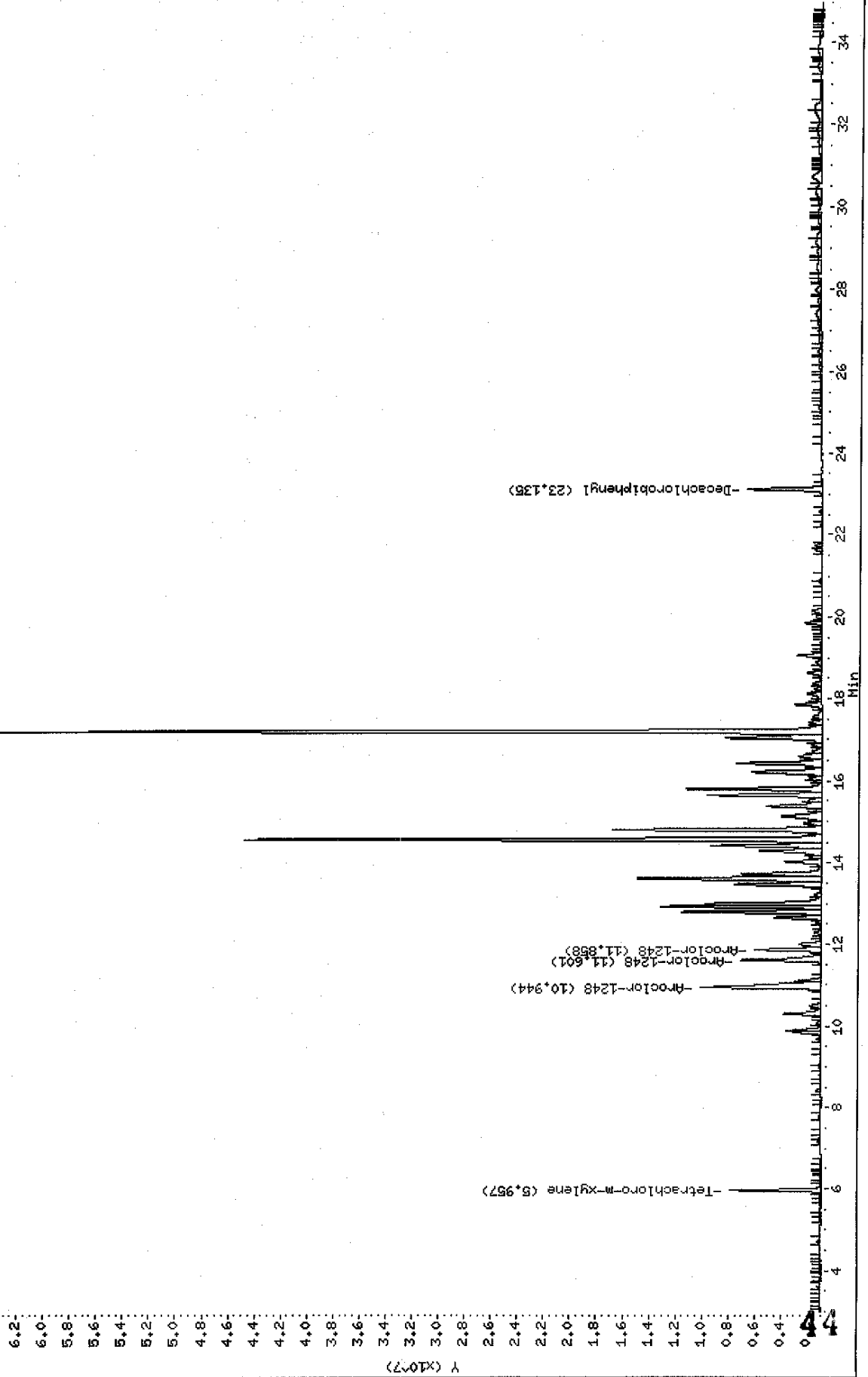
Column phase: DB-608

Instrument: E4.i

Operator: GML

Column diameter: 0.53

\\AVOCADRO\USERDATA\Organic\svoa\E4.1\020615R.P\E4B3829R.D



Data File: E4B3829F.D
 Report Date: 20-May-2002 14:24

Mitkem Corporation

Sample #1 : \\AVOGADRO\USERDATA\Organic\svoa\E4.i\020515F.B\E4B3829F.D
 Sample #2 : \\AVOGADRO\USERDATA\Organic\svoa\E4.i\020515R.B\E4B3829R.D
 Inj Date : 17-MAY-2002 03:45
 Sample Info: A0740-04A,,B0514-BS1,,,
 Misc Info :
 Cal Date : 20-MAY-2002 12:33
 Operator : GML
 Inst ID : E4.i
 Dil Factor : 1.000000

Method #1 : \\AVOGADRO\USERDATA\Organic\svoa\E4.i\020515F.B\E4_PCB_F.m
 Method #2 : \\AVOGADRO\USERDATA\Organic\svoa\E4.i\020515R.B\E4_PCB_R.m
 Sub List #1 : pcb.sub
 Sub List #2 : pcb.sub
 Col #1 Phase : DB-1701
 Col #2 Phase : DB-608

Concentration Formula: $Amt * DF * Uf * Vt / (Vi * Ws * (100 - M) / 100)$

Name	Value	Description
DF	1.000	Dilution Factor
Uf	1.000	Correction factor
Vt	10000.000	Volume of final extract (uL) (1000 low, 2
Vi	1.000	Volume injected (uL)
Ws	30.300	Weight of sample extracted (g) /
M	10.000	% Moisture

Compound	RT#1	RT#2	Resp#1	Resp#2	Conc#1 (ug/Kg)	Conc#2 (ug/Kg)	Target Range	Ratio
Tetrachloro-m-xylene	8.595	5.957	17324825	6911439	21	20		100.00
Decachlorobiphenyl	28.621	23.135	8669827	5596024	22	22		100.00
Aroclor-1248	15.949	11.858	17743595	5023516	830	1000	80.00- 120.00	100.00
	16.799	10.944	33882053	9168401	1300	1800	97.19- 137.19	190.95
	16.924	11.601	50656916	6078583	1800	830	109.03- 149.03	285.49
Average of Peak Amounts =					1300	1200		

374 12/2/02

16

FORM 1
PCB ORGANICS ANALYSIS DATA SHEET

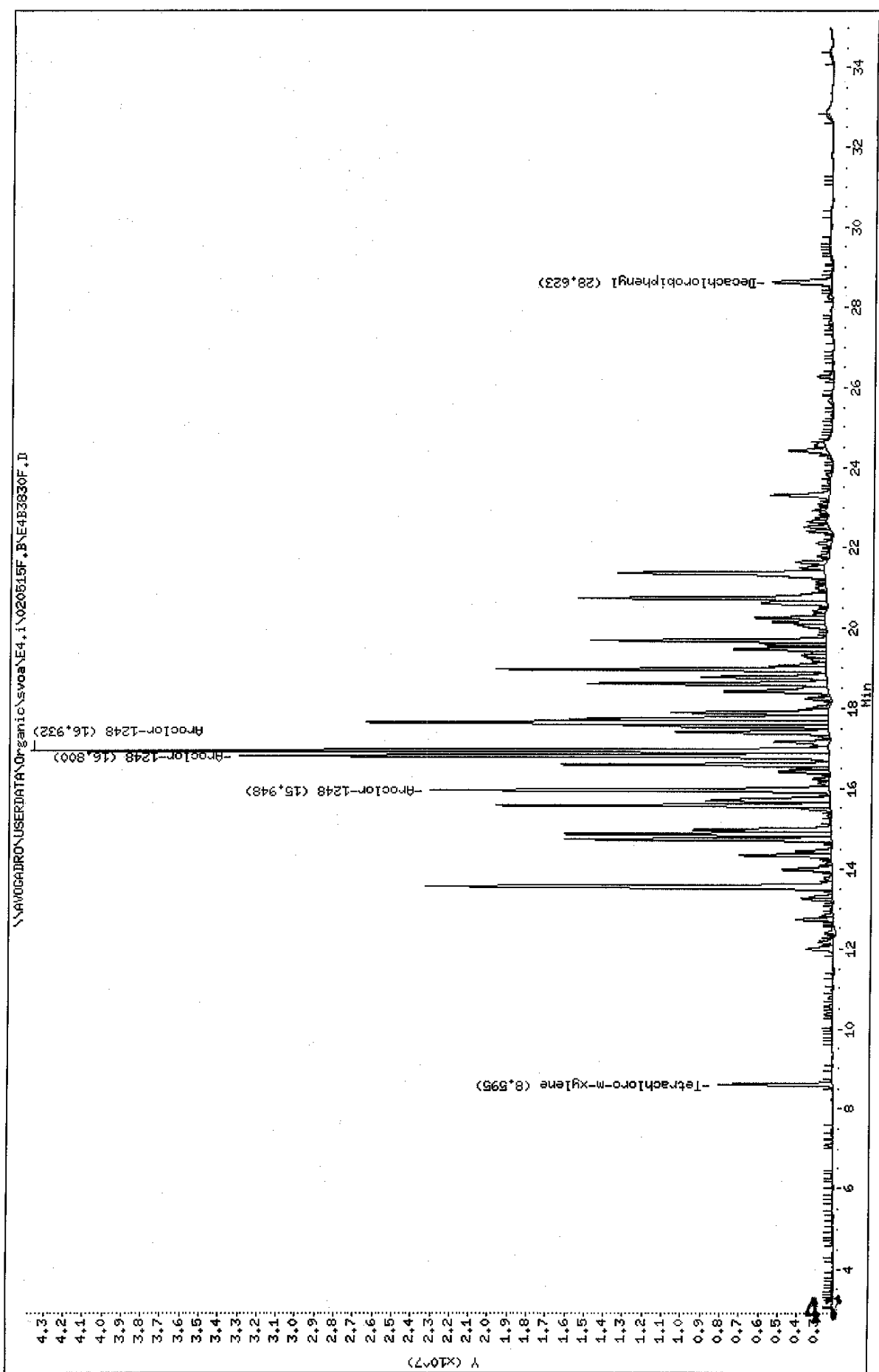
CLIENT SAMPLE NO.

B-36 0-2

Lab Name: MITKEM CORPORATION Contract:
 Lab Code: MITKEM Case No.: SAS No.: SDG No.: A0740
 Matrix: (soil/water) SOIL Lab Sample ID: A0740-05A
 Sample wt/vol: 30.4 (g/mL) G Lab File ID: E4B3830F
 % Moisture: 14 decanted: (Y/N) N Date Received: 05/14/02
 Extraction: (SepF/Cont/Sonc) SONC Date Extracted: 05/14/02
 Concentrated Extract Volume: 10000 (uL) Date Analyzed: 05/17/02
 Injection Volume: 1.0 (uL) Dilution Factor: 2.0
 GPC Cleanup: (Y/N) N pH: _____ Sulfur Cleanup: (Y/N) Y

CAS NO.	COMPOUND	CONCENTRATION UNITS: (ug/L or ug/Kg) UG/KG	
12674-11-2-----	Aroclor-1016	76	U
11104-28-2-----	Aroclor-1221	76	U
1114-16-5-----	Aroclor-1232	76	U
53469-21-9-----	Aroclor-1242	76	U
12672-29-6-----	Aroclor-1248	2000	
11097-69-1-----	Aroclor-1254	76	U
11096-82-5-----	Aroclor-1260	76	U

Data File: \\NAVOGRADRON\USERDATA\Organic\svoa\E4.i\020515F.B\E4B3830F.D
 Date : 17-MAY-2002 04:24
 Client ID: B-36 0-2
 Sample Info: A0740-05A,,B0514-B51,,,2
 Volume Injected (ul): 1.0
 Column phase: DB-1701
 Instrument: E4.i
 Operator: GHJ
 Column diameter: 0.53



Data File: \\AVOGADRO\USERDATA\Organic\svos\E4.i\020515R.B\E483830R.D

Date : 17-MAY-2002 04:24

Client ID: B-36 0-2

Sample Info: A0740-05A,,B0514-BS1,,2

Volume Injected (ul): 1.0

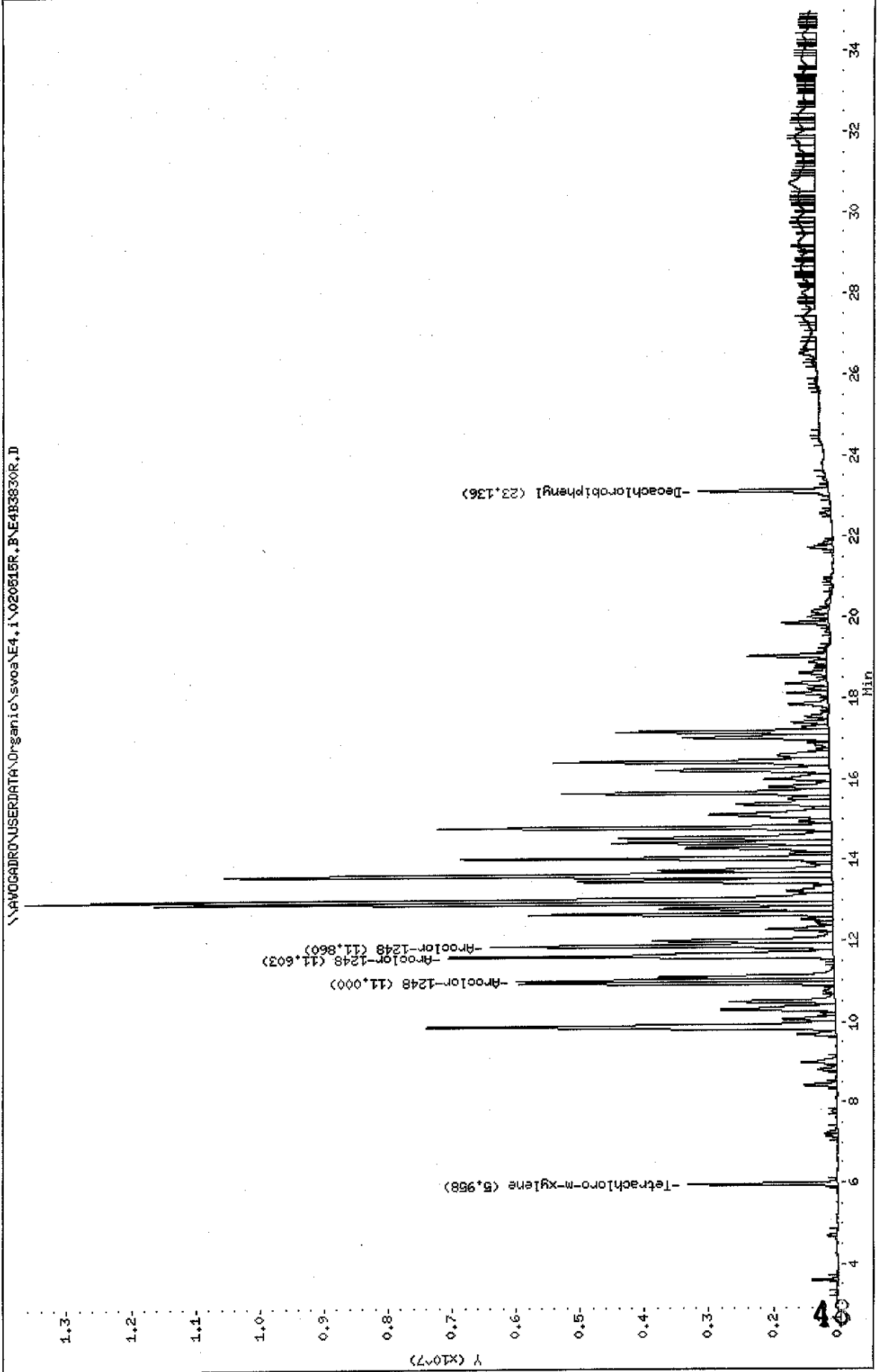
Column phase: DB-608

Instrument: E4.i

Operator: GHL

Column diameter: 0.53

\\AVOGADRO\USERDATA\Organic\svos\E4.i\020515R.B\E483830R.D



Data File: E4B3830F.D
 Report Date: 20-May-2002 14:25

Mitkem Corporation

Sample #1 : \\AVOGADRO\USERDATA\Organic\svoa\E4.i\020515F.B\E4B3830F.D
 Sample #2 : \\AVOGADRO\USERDATA\Organic\svoa\E4.i\020515R.B\E4B3830R.D
 Inj Date : 17-MAY-2002 04:24
 Sample Info: A0740-05A,,B0514-BS1,,,2
 Misc Info :
 Cal Date : 20-MAY-2002 12:33
 Operator : GML
 Inst ID : E4.i
 Dil Factor : 2.000000

Method #1 : \\AVOGADRO\USERDATA\Organic\svoa\E4.i\020515F.B\E4_PCB_F.m
 Method #2 : \\AVOGADRO\USERDATA\Organic\svoa\E4.i\020515R.B\E4_PCB_R.m
 Sub List #1 : pcb.sub
 Sub List #2 : pcb.sub
 Col #1 Phase : DB-1701
 Col #2 Phase : DB-608

Concentration Formula: $Amt * DF * Uf * Vt / (Vi * Ws * (100 - M) / 100)$

Name	Value	Description
DF	2.000	Dilution Factor ✓
Uf	1.000	Correction factor
Vt	10000.000	Volume of final extract (uL) (1000 low, 2
Vi	1.000	Volume injected (uL)
Ws	30.400	Weight of sample extracted (g) ✓
M	14.000	% Moisture

Compound	RT#1	RT#2	Resp#1	Resp#2	Conc#1 (ug/Kg)	Conc#2 (ug/Kg)	Target Range	Ratio
Tetrachloro-m-xylene	8.595	5.958	5942482	2313827	15	14		100.00
Decachlorobiphenyl	28.623	23.136	3035123	2034553	16	17		100.00
Aroclor-1248	15.948	11.860	20695121	5329701	2000	2200	80.00- 120.00	100.00
	16.800	11.000	30578253	4944278	2500	2000	97.19- 137.19	147.76
	16.932	11.603	41241793	6000601	3100	1700	109.03- 149.03	199.28
Average of Peak Amounts =					2500	2000		

Handwritten initials

FORM 1
PCB ORGANICS ANALYSIS DATA SHEET

CLIENT SAMPLE NO.

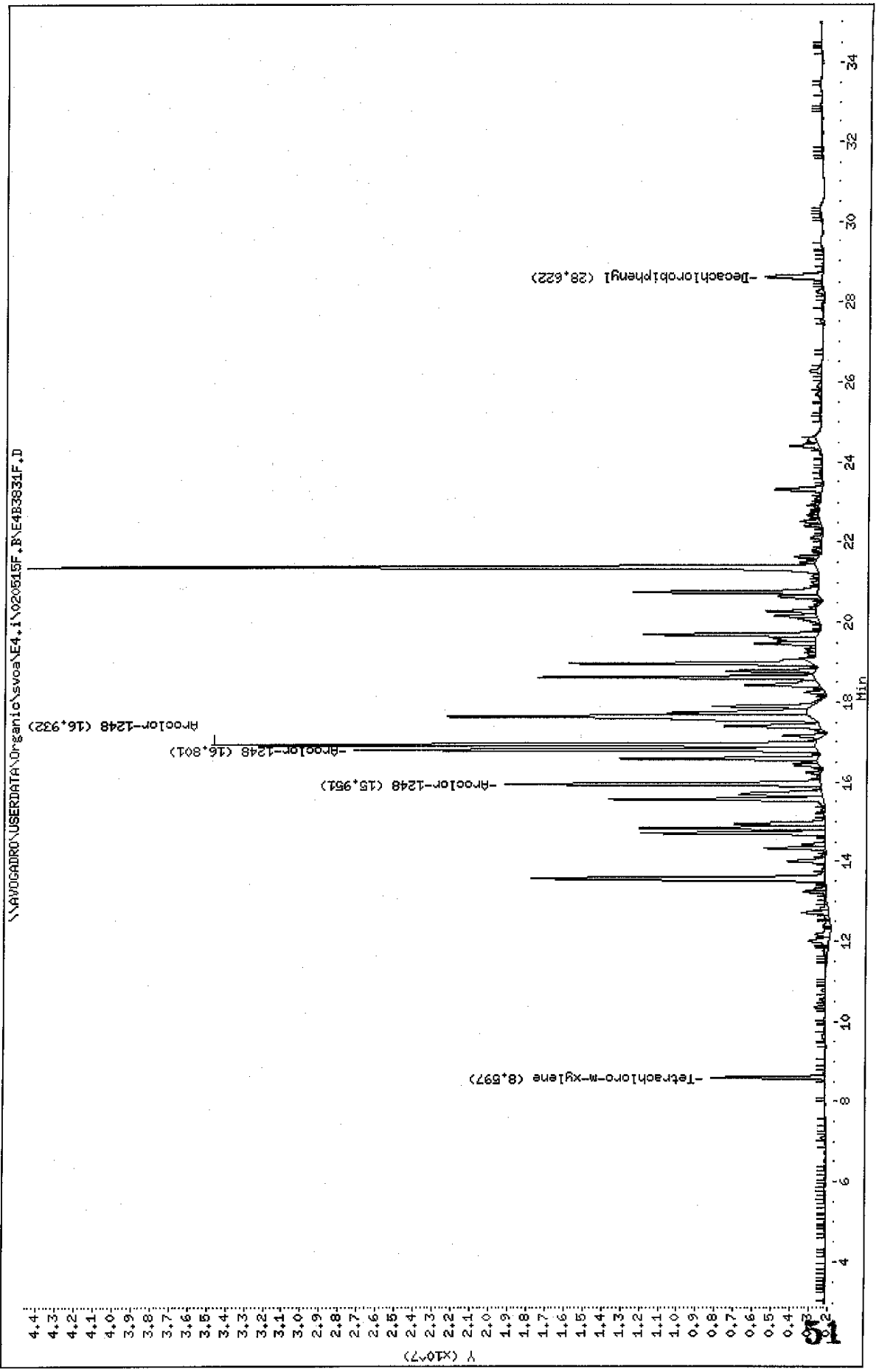
B-36 2-2

Lab Name: MITKEM CORPORATION Contract:
 Lab Code: MITKEM Case No.: SAS No.: SDG No.: A0740
 Matrix: (soil/water) SOIL Lab Sample ID: A0740-06A
 Sample wt/vol: 30.1 (g/mL) G Lab File ID: E4B3831F
 % Moisture: 12 decanted: (Y/N) N Date Received: 05/14/02
 Extraction: (SepF/Cont/Sonc) SONC Date Extracted: 05/14/02
 Concentrated Extract Volume: 10000 (uL) Date Analyzed: 05/17/02
 Injection Volume: 1.0 (uL) Dilution Factor: 2.0
 GPC Cleanup: (Y/N) N pH: _____ Sulfur Cleanup: (Y/N) Y

CAS NO.	COMPOUND	CONCENTRATION UNITS: (ug/L or ug/Kg) UG/KG		Q
12674-11-2-----	Aroclor-1016	75	U	
11104-28-2-----	Aroclor-1221	75	U	
1114-16-5-----	Aroclor-1232	75	U	
53469-21-9-----	Aroclor-1242	75	U	
12672-29-6-----	Aroclor-1248	1500		
11097-69-1-----	Aroclor-1254	75	U	
11096-82-5-----	Aroclor-1260	75	U	

Data File: \\AV0GADRO\USERDATA\Organic\svoa\E4.1\020515F.BNE4B3831F.D
 Date: 17-MAY-2002 05:03
 Client ID: B-36 2-2
 Sample Info: A0740-06A,,B0514-BS1,,,2
 Volume Injected (ul): 1.0
 Column phase: DB-1701

Instrument: E4.1
 Operator: GHL
 Column diameter: 0.53

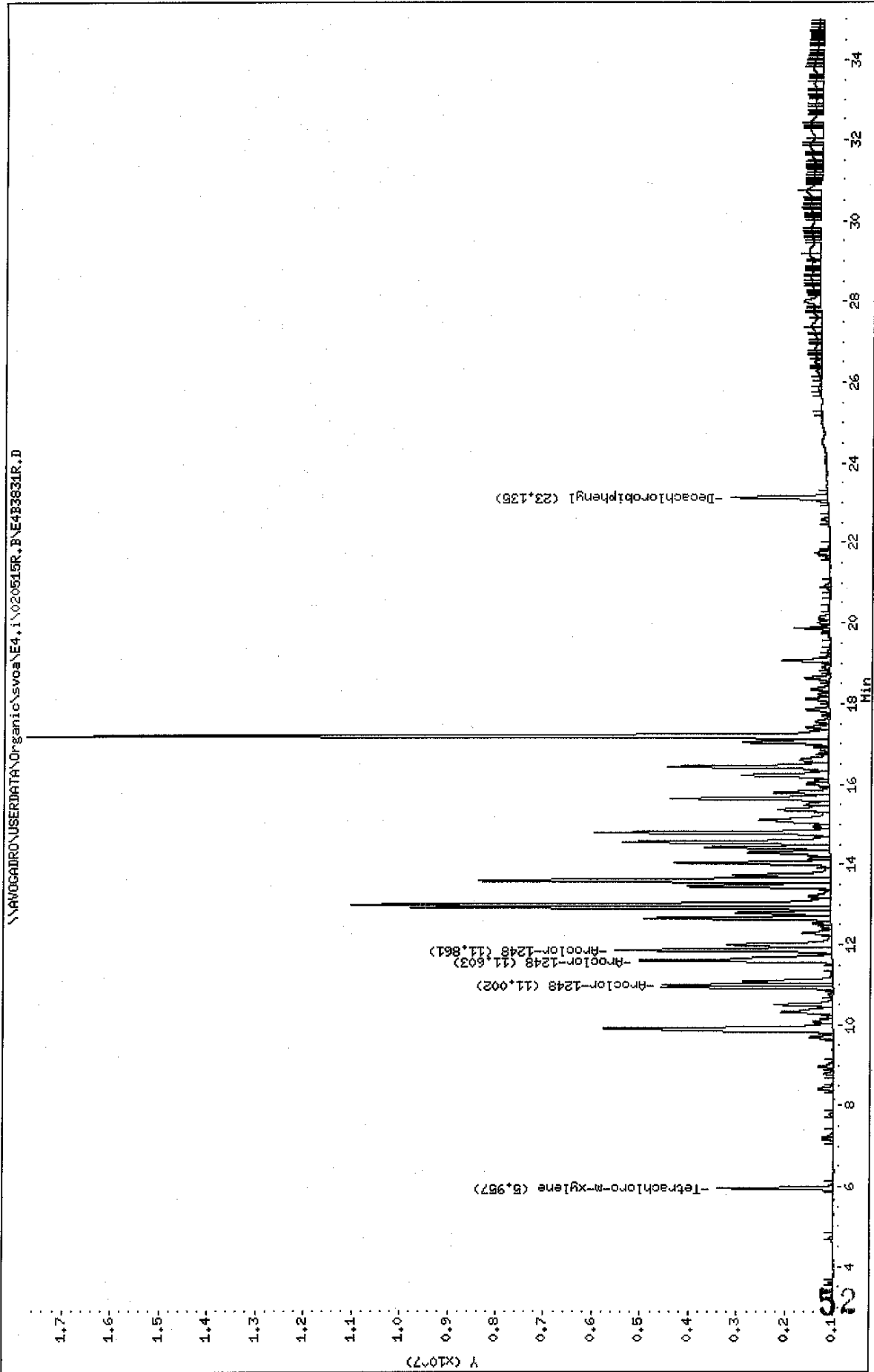


Data File: \\AVOCADRO\USERDATA\Organic\svoa\E4.1\020515R.B\E4B3831R.D
Date: 17-MAY-2002 05:03
Client ID: B-36 2-2
Sample Info: A0740-06a,,B0514-B81,,,2
Volume Injected (uL): 1.0
Column phase: DB-608

Instrument: E4.1

Operator: GHL

Column diameter: 0.53



Data File: E4B3831F.D
 Report Date: 20-May-2002 14:25

Mitkem Corporation

Sample #1 : \\AVOGADRO\USERDATA\Organic\svoa\E4.i\020515F.B\E4B3831F.D
 Sample #2 : \\AVOGADRO\USERDATA\Organic\svoa\E4.i\020515R.B\E4B3831R.D
 Inj Date : 17-MAY-2002 05:03
 Sample Info: A0740-06A,,B0514-BS1,,,2
 Misc Info :
 Cal Date : 20-MAY-2002 12:33
 Operator : GML
 Inst ID : E4.i
 Dil Factor : 2.000000

B-36 2-2

Method #1 : \\AVOGADRO\USERDATA\Organic\svoa\E4.i\020515F.B\E4_PCB_F.m
 Method #2 : \\AVOGADRO\USERDATA\Organic\svoa\E4.i\020515R.B\E4_PCB_R.m
 Sub List #1 : pcb.sub
 Sub List #2 : pcb.sub
 Col #1 Phase : DB-1701
 Col #2 Phase : DB-608

Concentration Formula: $Amt * DF * Uf * Vt / (Vi * Ws * (100 - M) / 100)$

Name	Value	Description
DF	2.000	Dilution Factor
Uf	1.000	Correction factor
Vt	10000.000	Volume of final extract (uL) (1000 low, 2
Vi	1.000	Volume injected (uL)
WS	30.100	Weight of sample extracted (g)
M	12.000	% Moisture

Compound	RT#1	RT#2	Resp#1	Resp#2	Conc#1 (ug/Kg)	Conc#2 (ug/Kg)	Target Range	Ratio
Tetrachloro-m-xylene	8.597	5.957	6027199	2401986	15	14		100.00
Decachlorobiphenyl	28.622	23.135	3007206	2000917	16	16		100.00
Aroclor-1248	15.951	11.861	16738153	4485833	1600	1900	80.00- 120.00	100.00
	16.801	11.002	24541333	3526747	2000	1400	97.19- 137.19	146.62
	16.932	11.603	32043081	3988715	2400	1100	109.03- 149.03	191.44
	Average of Peak Amounts =				2000	1500		

5/2/02

u

FORM 1
PCB ORGANICS ANALYSIS DATA SHEET

CLIENT SAMPLE NO.

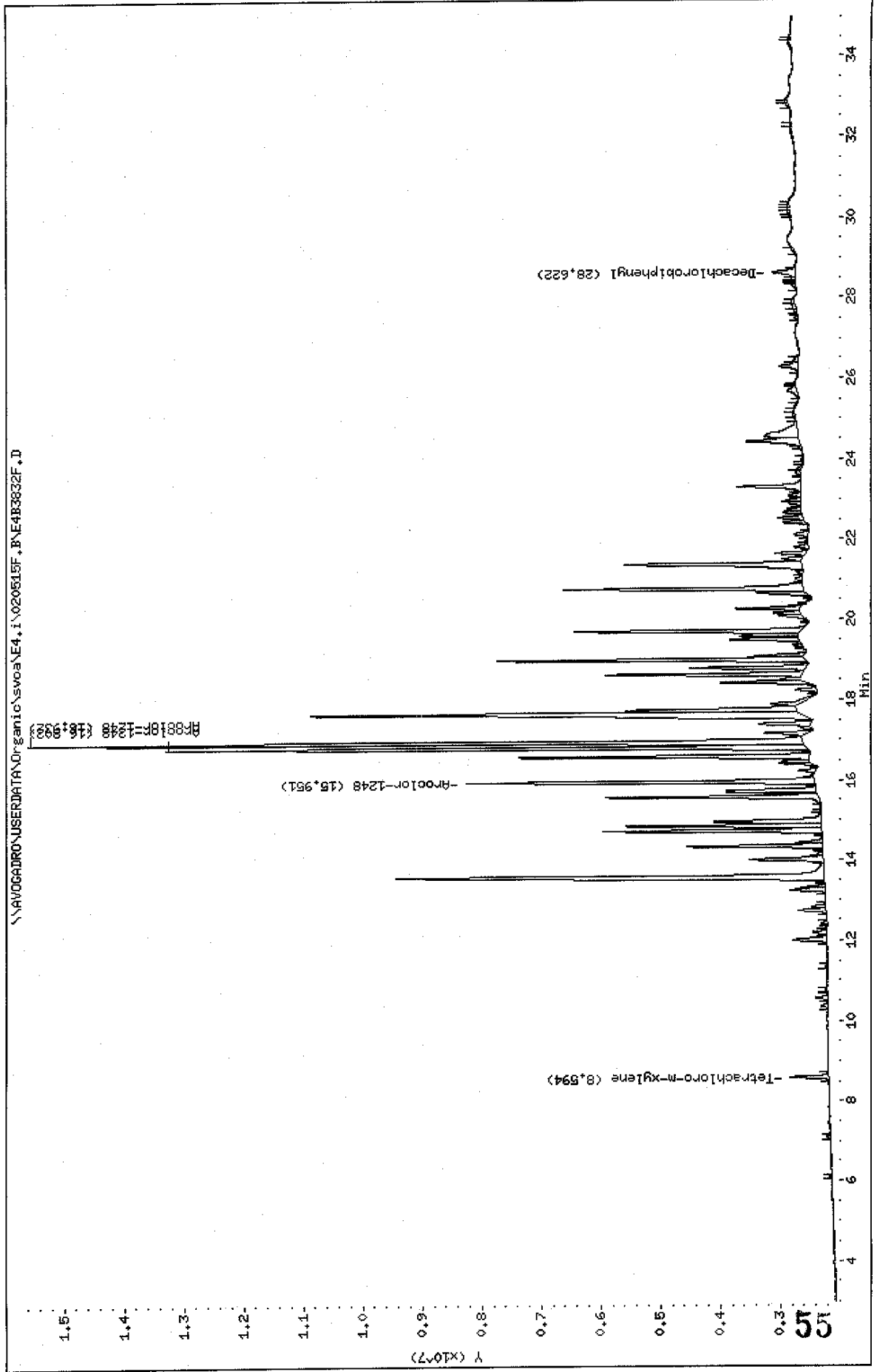
B-37 0-2

Lab Name: MITKEM CORPORATION Contract:
 Lab Code: MITKEM Case No.: SAS No.: SDG No.: A0740
 Matrix: (soil/water) SOIL Lab Sample ID: A0740-07A
 Sample wt/vol: 30.5 (g/mL) G Lab File ID: E4B3832F
 % Moisture: 15 decanted: (Y/N) N Date Received: 05/14/02
 Extraction: (SepF/Cont/Sonc) SONC Date Extracted: 05/14/02
 Concentrated Extract Volume: 10000 (uL) Date Analyzed: 05/17/02
 Injection Volume: 1.0 (uL) Dilution Factor: 20.0
 GPC Cleanup: (Y/N) N pH: _____ Sulfur Cleanup: (Y/N) Y

CAS NO.	COMPOUND	CONCENTRATION UNITS: (ug/L or ug/Kg) UG/KG	Q
12674-11-2-----	Aroclor-1016	770	U
11104-28-2-----	Aroclor-1221	770	U
1114-16-5-----	Aroclor-1232	770	U
53469-21-9-----	Aroclor-1242	770	U
12672-29-6-----	Aroclor-1248	4900	P
11097-69-1-----	Aroclor-1254	770	U
11096-82-5-----	Aroclor-1260	770	U

Data File: \\AVOCADRO\USERDATA\Organic\svoa\E4.i\020515F.BNE4B3632F.D
Date: 17-MAY-2002 08:42
Client ID: B-37 0-2
Sample Info: A0740-07A,,B0614-BS1,,,20
Volume Injected (ul): 1.0
Column phase: DB-1701

Instrument: E4.i
Operator: GML
Column diameter: 0.53



Data File: \NAVOGADRO\USERDATA\Organic\svos\E4.i\020515R,B\E4B3632R.D

Date: 17-MAY-2002 05:42

Client ID: B-37 0-2

Sample Info: A0740-07A,,B0514-BS1,,20

Volume Injected (uL): 1.0


Column phase: DB-608

Instrument: E4.i

Operator: GHL

Column diameter: 0.53

\\NAVOGADRO\USERDATA\Organic\svos\E4.i\020515R,B\E4B3632R.D



Data File: E4B3832F.D
 Report Date: 20-May-2002 14:25

Mitkem Corporation

Sample #1 : \\AVOGADRO\USERDATA\Organic\svoa\E4.i\020515F.B\E4B3832F.D
 Sample #2 : \\AVOGADRO\USERDATA\Organic\svoa\E4.i\020515R.B\E4B3832R.D
 Inj Date : 17-MAY-2002 05:42
 Sample Info: A0740-07A,,B0514-BS1,,,20
 Misc Info :
 Cal Date : 20-MAY-2002 12:33
 Operator : GML
 Inst ID : E4.i
 Dil Factor : 20.000000

Method #1 : \\AVOGADRO\USERDATA\Organic\svoa\E4.i\020515F.B\E4_PCB_F.m
 Method #2 : \\AVOGADRO\USERDATA\Organic\svoa\E4.i\020515R.B\E4_PCB_R.m
 Sub List #1 : pcb.sub
 Sub List #2 : pcb.sub
 Col #1 Phase : DB-1701
 Col #2 Phase : DB-608

Concentration Formula: $Amt * DF * Uf * Vt / (Vi * Ws * (100 - M) / 100)$

Name	Value	Description
DF	20.000	Dilution Factor
Uf	1.000	Correction factor
Vt	10000.000	Volume of final extract (uL) (1000 low, 2
Vi	1.000	Volume injected (uL)
Ws	30.500	Weight of sample extracted (g)
M	15.000	% Moisture

Compound	RT#1	RT#2	Resp#1	Resp#2	Conc#1 (ug/Kg)	Conc#2 (ug/Kg)	Target Range	Ratio
Tetrachloro-m-xylene	8.594	5.958	650782	240882	16	15		100.00(a)
Decachlorobiphenyl	28.622	23.138	380211	254096	20	23		100.00(a)
Aroclor-1248	15.951	11.863	5841474	1507813	5800	6400	80.00- 120.00	100.00
	16.802	11.002	10756780	1187186	8900	4900	97.19- 137.19	184.14
	16.932	11.606	12988009	1207496	9900	3500	109.03- 149.03	222.34
	Average of Peak Amounts =				8200	4900		

5/21/02

QC Flag Legend

a - Target compound detected but, quantitated amount
 Below Limit Of Quantitation(BLOQ).

FORM 1
PCB ORGANICS ANALYSIS DATA SHEET

CLIENT SAMPLE NO.

B-37 2-2

Lab Name: MITKEM CORPORATION Contract:
 Lab Code: MITKEM Case No.: SAS No.: SDG No.: A0740
 Matrix: (soil/water) SOIL Lab Sample ID: A0740-08A
 Sample wt/vol: 30.3 (g/mL) G Lab File ID: E4B3833F
 % Moisture: 11 decanted: (Y/N) N Date Received: 05/14/02
 Extraction: (SepF/Cont/Sonc) SONC Date Extracted: 05/14/02
 Concentrated Extract Volume: 10000 (uL) Date Analyzed: 05/17/02
 Injection Volume: 1.0 (uL) Dilution Factor: 1.0
 GPC Cleanup: (Y/N) N pH: _____ Sulfur Cleanup: (Y/N) Y

CAS NO. COMPOUND CONCENTRATION UNITS:
(ug/L or ug/Kg) UG/KG Q

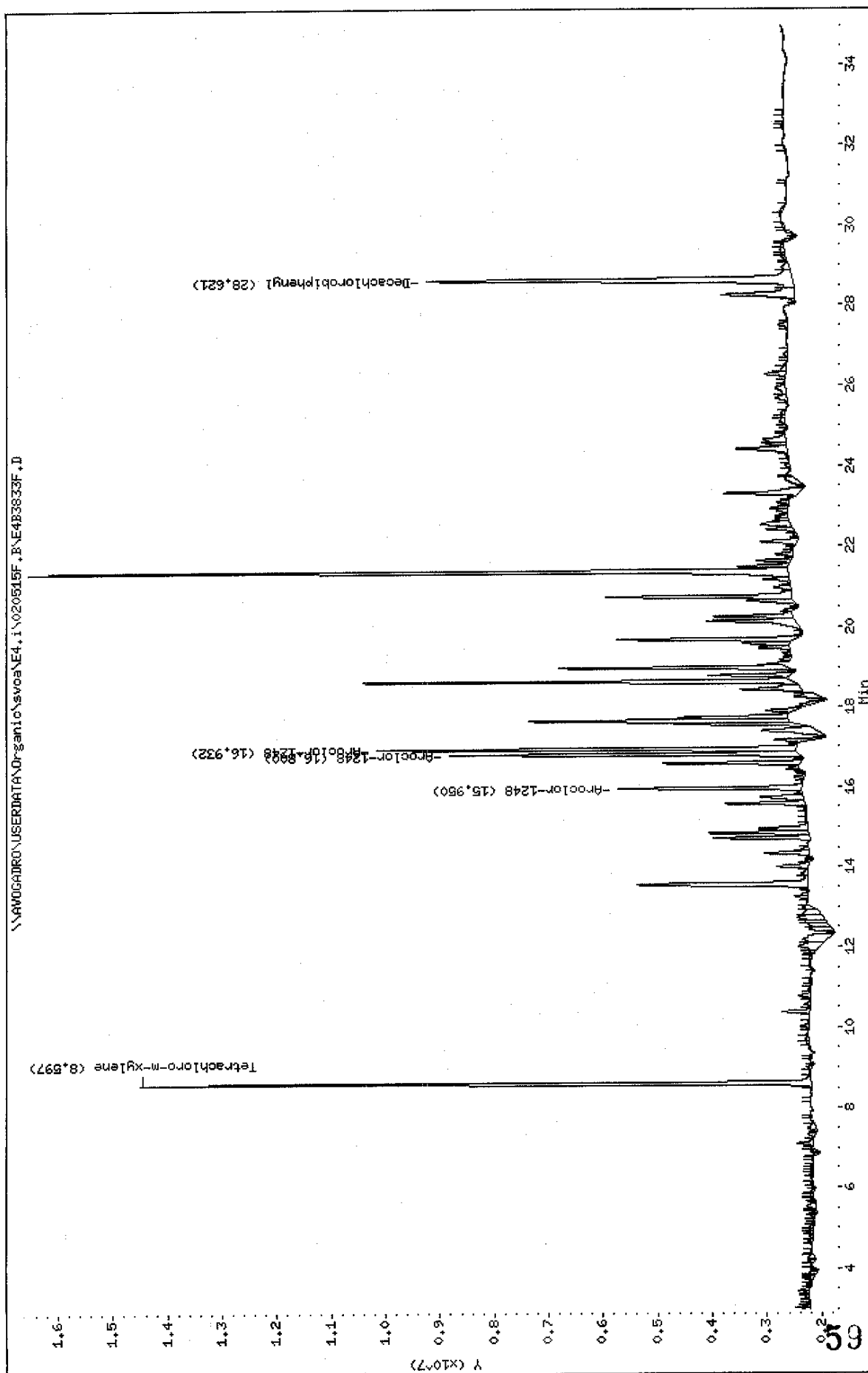
12674-11-2-----	Aroclor-1016	37	U
11104-28-2-----	Aroclor-1221	37	U
1114-16-5-----	Aroclor-1232	37	U
53469-21-9-----	Aroclor-1242	37	U
12672-29-6-----	Aroclor-1248	140	P
11097-69-1-----	Aroclor-1254	37	U
11096-82-5-----	Aroclor-1260	37	U

Data File: \\AVOCADRO\USERDATA\Organic\svosa\E4.i\020515F.P\E4B3833F.D
Date: 17-MAY-2002 06:21
Client ID: B-37 2-2
Sample Info: A0740-08A,,B0514-B51,,,
Volume Injected (ul): 1.0
Column phase: DB-1701

Instrument: E4.i

Operator: GML

Column diameter: 0.53

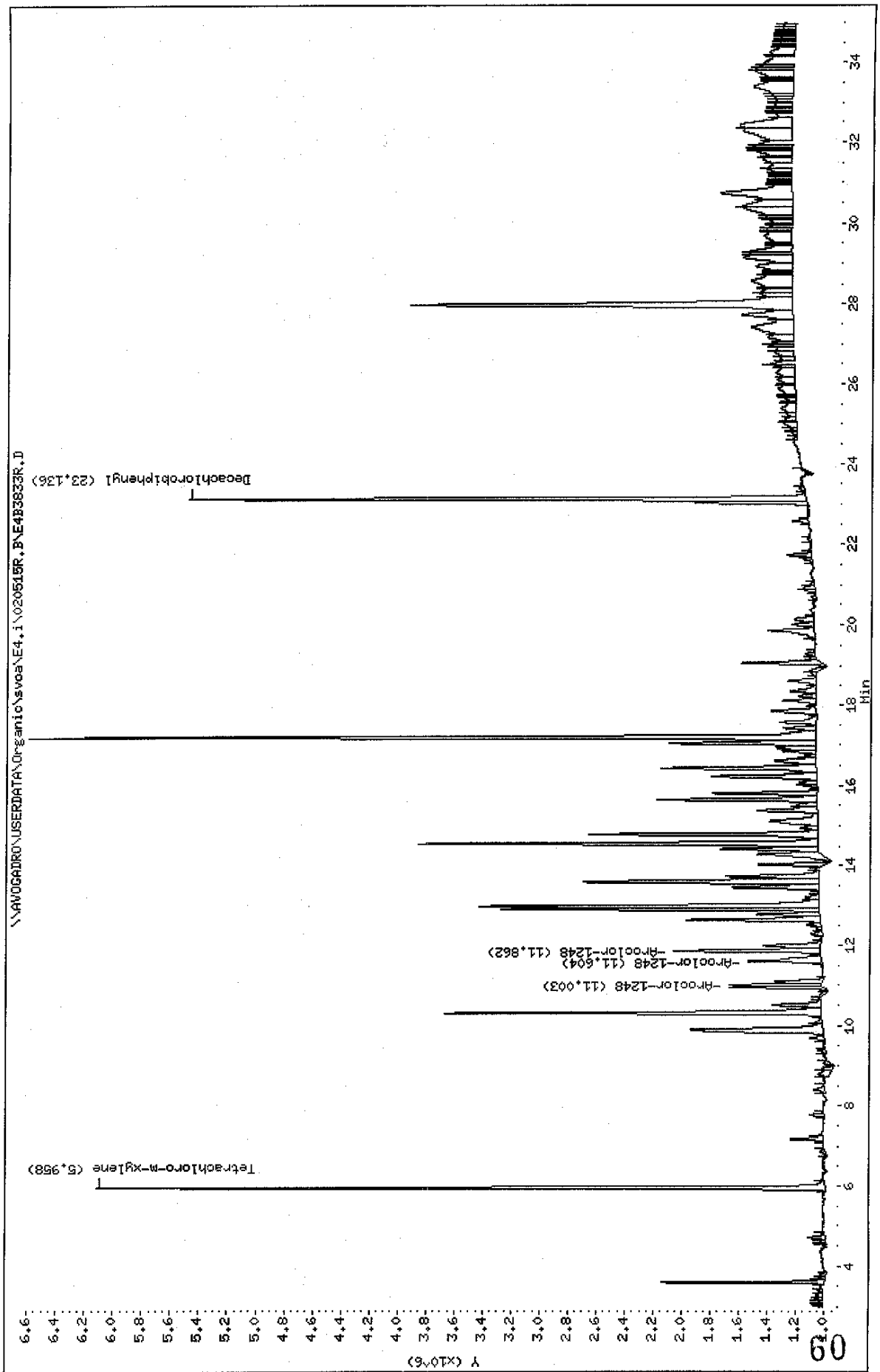


Data File: \\AVOCADRO\USERDATA\Organic\svoa\E4.1\020519R.B\E4B3833R.D
Date : 17-MAY-2002 06:21
Client ID: B-37 2-2
Sample Info: A0740-08A,,B0514-B81,,,
Volume Injected (uL): 1.0
Column phase: DB-608

Instrument: E4.i

Operator: GHL

Column diameter: 0.53



Data File: E4B3833F.D
 Report Date: 20-May-2002 14:25

Mitkem Corporation

Sample #1 : \\AVOGADRO\USERDATA\Organic\svoa\E4.i\020515F.B\E4B3833F.D
 Sample #2 : \\AVOGADRO\USERDATA\Organic\svoa\E4.i\020515R.B\E4B3833R.D
 Inj Date : 17-MAY-2002 06:21
 Sample Info: A0740-08A,,B0514-BS1,,,
 Misc Info :
 Cal Date : 20-MAY-2002 12:33
 Operator : GML
 Inst ID : E4.i
 Dil Factor : 1.000000

Method #1 : \\AVOGADRO\USERDATA\Organic\svoa\E4.i\020515F.B\E4_PCB_F.m
 Method #2 : \\AVOGADRO\USERDATA\Organic\svoa\E4.i\020515R.B\E4_PCB_R.m
 Sub List #1 : pcb.sub
 Sub List #2 : pcb.sub
 Col #1 Phase : DB-1701
 Col #2 Phase : DB-608

Concentration Formula: $Amt * DF * Uf * Vt / (Vi * Ws * (100 - M) / 100)$

Name	Value	Description
DF	1.000	Dilution Factor
Uf	1.000	Correction factor
Vt	10000.000	Volume of final extract (uL) (1000 low, 2
Vi	1.000	Volume injected (uL)
Ws	30.300	Weight of sample extracted (g)
M	11.000	% Moisture

Compound	RT#1	RT#2	Resp#1	Resp#2	Conc#1 (ug/Kg)	Conc#2 (ug/Kg)	Target Range	Ratio
Tetrachloro-m-xylene	8.597	5.958	12305323	5124135	15	15		100.00
Decachlorobiphenyl	28.621	23.136	6692053	4332987	17	17		100.00
Aroclor-1248	15.950	11.862	3359258	1025663	160	210	80.00- 120.00	100.00
	16.800	11.003	6400824	647253	260	130	97.19- 137.19	190.54
	16.932	11.604	7697872	516670	280	72	109.03- 149.03	229.15
Average of Peak Amounts =					230	140		

Handwritten notes:
 2/1/02
 W

FORM 1
PCB ORGANICS ANALYSIS DATA SHEET

CLIENT SAMPLE NO.

B-38 0-2

Lab Name: MITKEM CORPORATION Contract:
 Lab Code: MITKEM Case No.: SAS No.: SDG No.: A0740
 Matrix: (soil/water) SOIL Lab Sample ID: A0740-09A
 Sample wt/vol: 30.4 (g/mL) G Lab File ID: E4B3834F
 % Moisture: 13 decanted: (Y/N) N Date Received: 05/14/02
 Extraction: (SepF/Cont/Sonc) SONC Date Extracted: 05/14/02
 Concentrated Extract Volume: 10000 (uL) Date Analyzed: 05/17/02
 Injection Volume: 1.0 (uL) Dilution Factor: 20.0
 GPC Cleanup: (Y/N) N pH: Sulfur Cleanup: (Y/N) Y

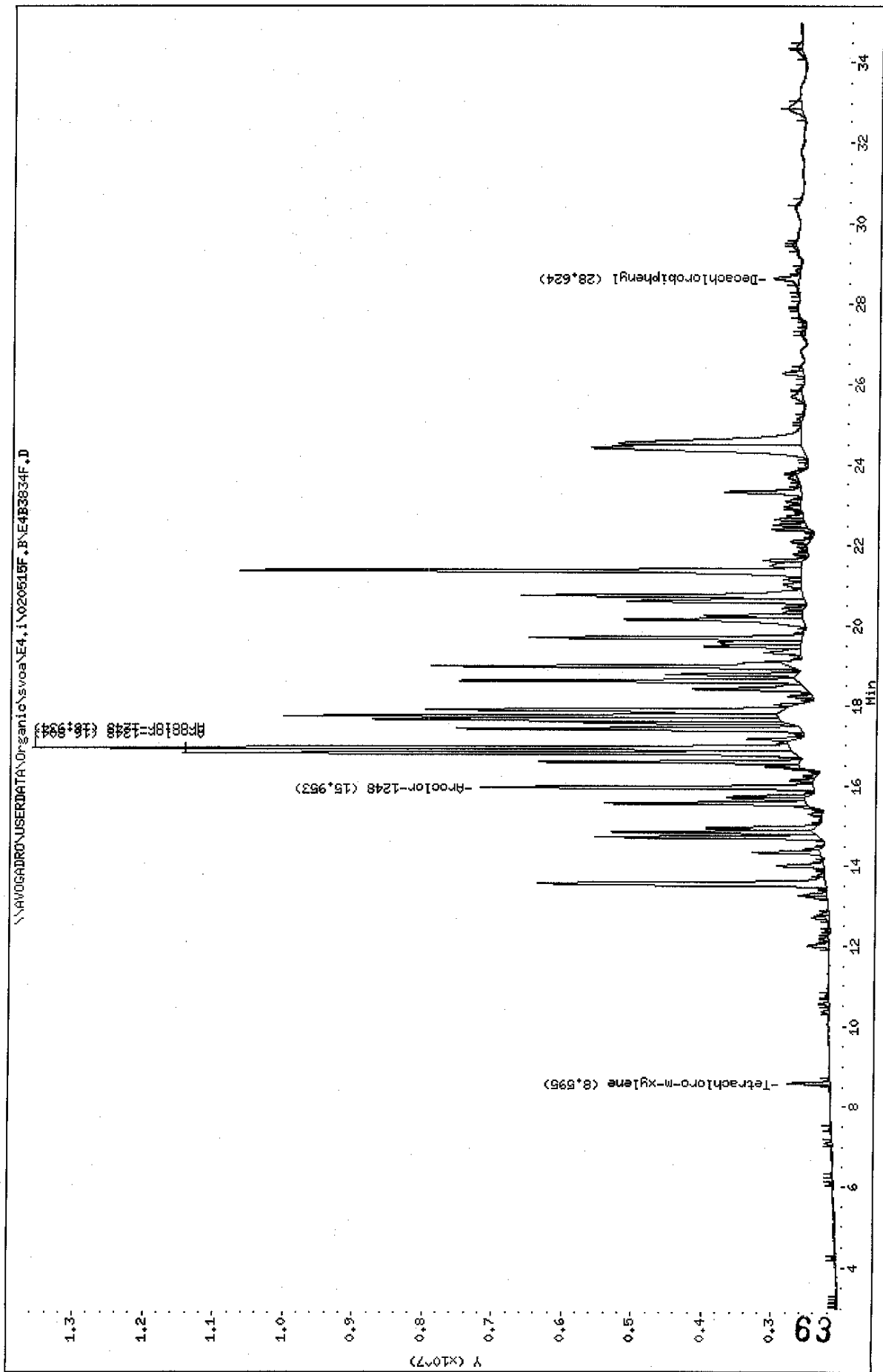
CAS NO.	COMPOUND	CONCENTRATION UNITS: (ug/L or ug/Kg) UG/KG	
12674-11-2-----	Aroclor-1016	760	U
11104-28-2-----	Aroclor-1221	760	U
1114-16-5-----	Aroclor-1232	760	U
53469-21-9-----	Aroclor-1242	760	U
12672-29-6-----	Aroclor-1248	4100	P
11097-69-1-----	Aroclor-1254	760	U
11096-82-5-----	Aroclor-1260	760	U

Data File: \\AW06ADRO\USERDATA\Organic\svoa\E4.i\020515F.B\E4B3834F.D
Date : 17-MAY-2002 07:00
Client ID: B-38 0-2
Sample Info: A0740-09A,,B0514-BS1,,20
Volume Injected (ul): 1.0
Column phase: DB-1701

Instrument: E4.i

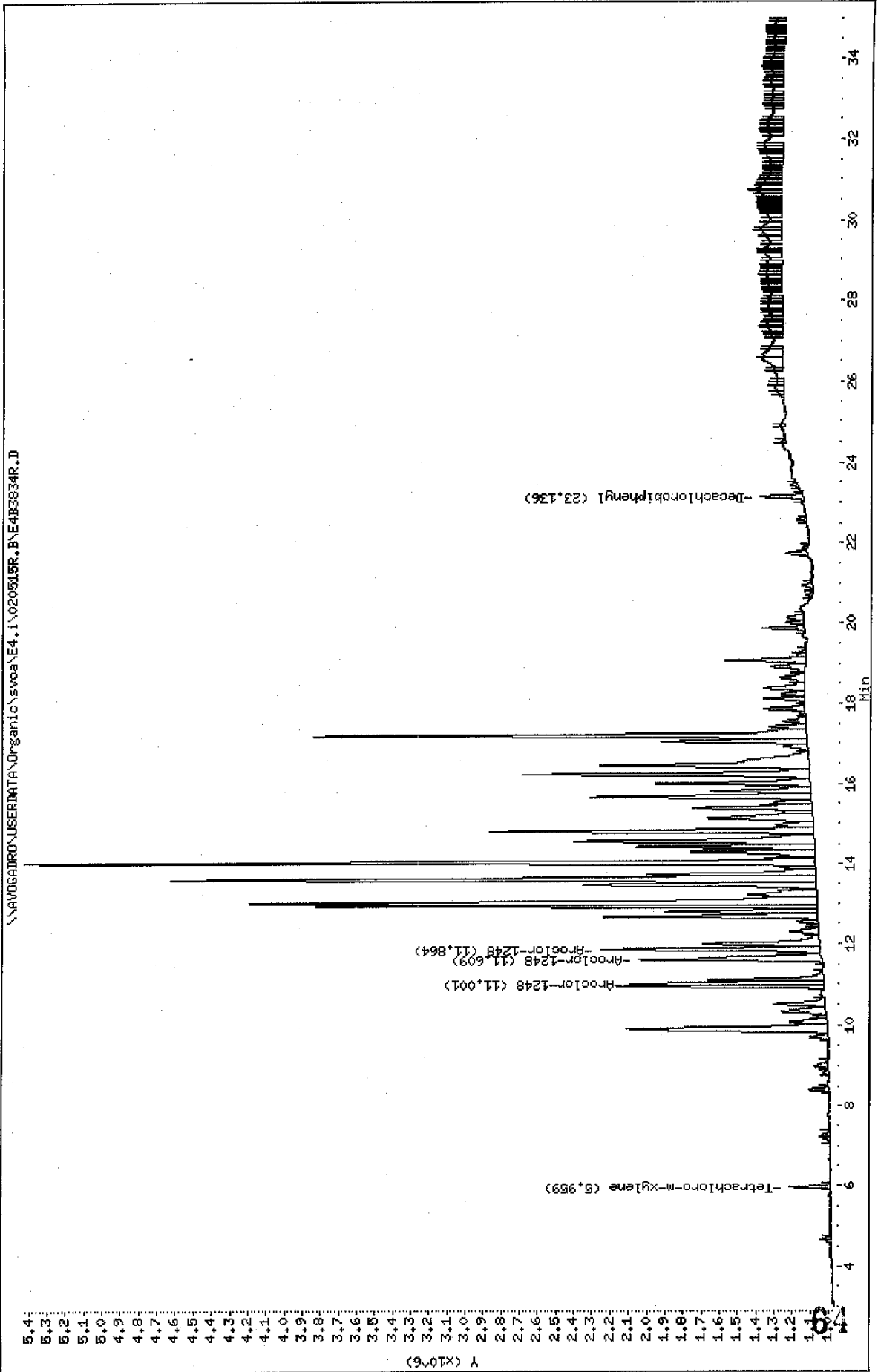
Operator: GML

Column diameter: 0.53



Data File: \\AV006ADRO\USERDATA\Organic\svoa\E4.1\020515R,B\E4B3834R.D
 Date : 17-MAY-2002 07:00
 Client ID: B-38 0-2
 Sample Info: A0740-09A,,B0514-BS1,,20
 Volume Injected (ul): 1.0
 Column phase: DB-608

Instrument: E4.i
 Operator: GHL
 Column diameter: 0.53



Data File: E4B3834F.D
 Report Date: 20-May-2002 14:25

Mitkem Corporation

Sample #1 : \\AVOGADRO\USERDATA\Organic\svoa\E4.i\020515F.B\E4B3834F.D
 Sample #2 : \\AVOGADRO\USERDATA\Organic\svoa\E4.i\020515R.B\E4B3834R.D
 Inj Date : 17-MAY-2002 07:00
 Sample Info: A0740-09A,,B0514-BS1,,,20
 Misc Info : B-38 0-2
 Cal Date : 20-MAY-2002 12:33
 Operator : GML
 Inst ID : E4.i
 Dil Factor : 20.000000

Method #1 : \\AVOGADRO\USERDATA\Organic\svoa\E4.i\020515F.B\E4_PCB_F.m
 Method #2 : \\AVOGADRO\USERDATA\Organic\svoa\E4.i\020515R.B\E4_PCB_R.m
 Sub List #1 : pcb.sub
 Sub List #2 : pcb.sub
 Col #1 Phase : DB-1701
 Col #2 Phase : DB-608

Concentration Formula: $Amt * DF * Uf * Vt / (Vi * Ws * (100 - M) / 100)$

Name	Value	Description
DF	20.000	Dilution Factor
Uf	1.000	Correction factor
Vt	10000.000	Volume of final extract (uL) (1000 low, 2
Vi	1.000	Volume injected (uL)
Ws	30.400	Weight of sample extracted (g)
M	13.000	% Moisture

Compound	RT#1	RT#2	Resp#1	Resp#2	Conc#1 (ug/Kg)	Conc#2 (ug/Kg)	Target Range	Ratio
Tetrachloro-m-xylene	8.595	5.959	609910	224587	15	14		100.00 (a)
Decachlorobiphenyl	28.624	23.136	362553	233213	19	20		100.00 (a)
Aroclor-1248	15.953	11.864	4771969	1206304	4600	5000	80.00- 120.00	100.00
	16.804	11.001	8769197	1065227	7100	4300	97.19- 137.19	183.76
	16.934	11.609	10818248	1011509	8100	2900	109.03- 149.03	226.70
Average of Peak Amounts =					6600	4100		

QC Flag Legend

a - Target compound detected but, quantitated amount
 Below Limit Of Quantitation(BLOQ).

FORM 1
PCB ORGANICS ANALYSIS DATA SHEET

CLIENT SAMPLE NO.

B-38 2-2

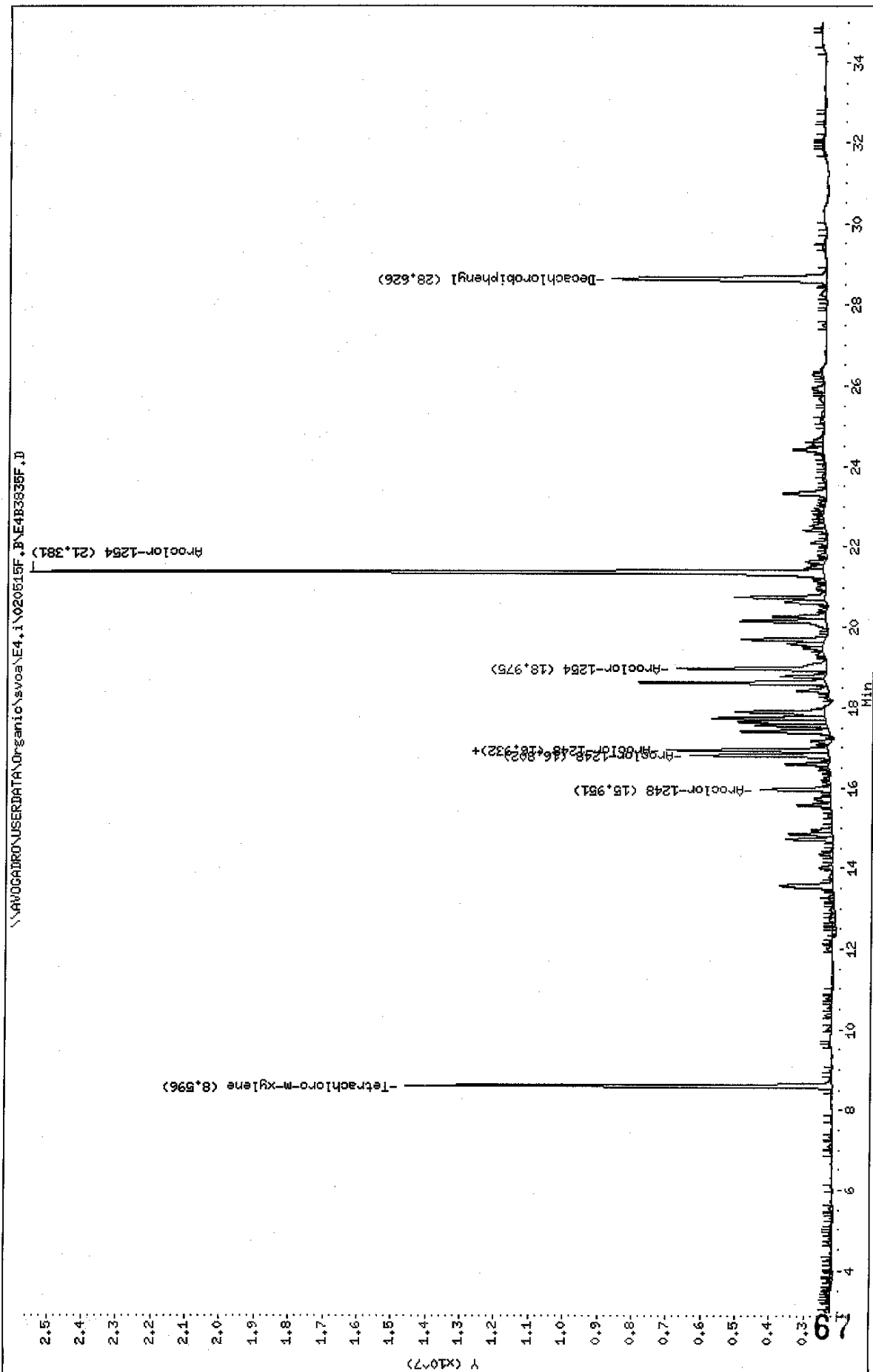
Lab Name: MITKEM CORPORATION Contract:
 Lab Code: MITKEM Case No.: SAS No.: SDG No.: A0740
 Matrix: (soil/water) SOIL Lab Sample ID: A0740-10A
 Sample wt/vol: 30.1 (g/mL) G Lab File ID: E4B3835F
 % Moisture: 8 decanted: (Y/N) N Date Received: 05/14/02
 Extraction: (SepF/Cont/Sonc) SONC Date Extracted: 05/14/02
 Concentrated Extract Volume: 10000 (uL) Date Analyzed: 05/17/02
 Injection Volume: 1.0 (uL) Dilution Factor: 1.0
 GPC Cleanup: (Y/N) N pH: _____ Sulfur Cleanup: (Y/N) Y

CAS NO. COMPOUND CONCENTRATION UNITS:
(ug/L or ug/Kg) UG/KG Q

12674-11-2-----	Aroclor-1016	36	U
11104-28-2-----	Aroclor-1221	36	U
1114-16-5-----	Aroclor-1232	36	U
53469-21-9-----	Aroclor-1242	36	U
12672-29-6-----	Aroclor-1248	83	P
11097-69-1-----	Aroclor-1254	140	P
11096-82-5-----	Aroclor-1260	36	U

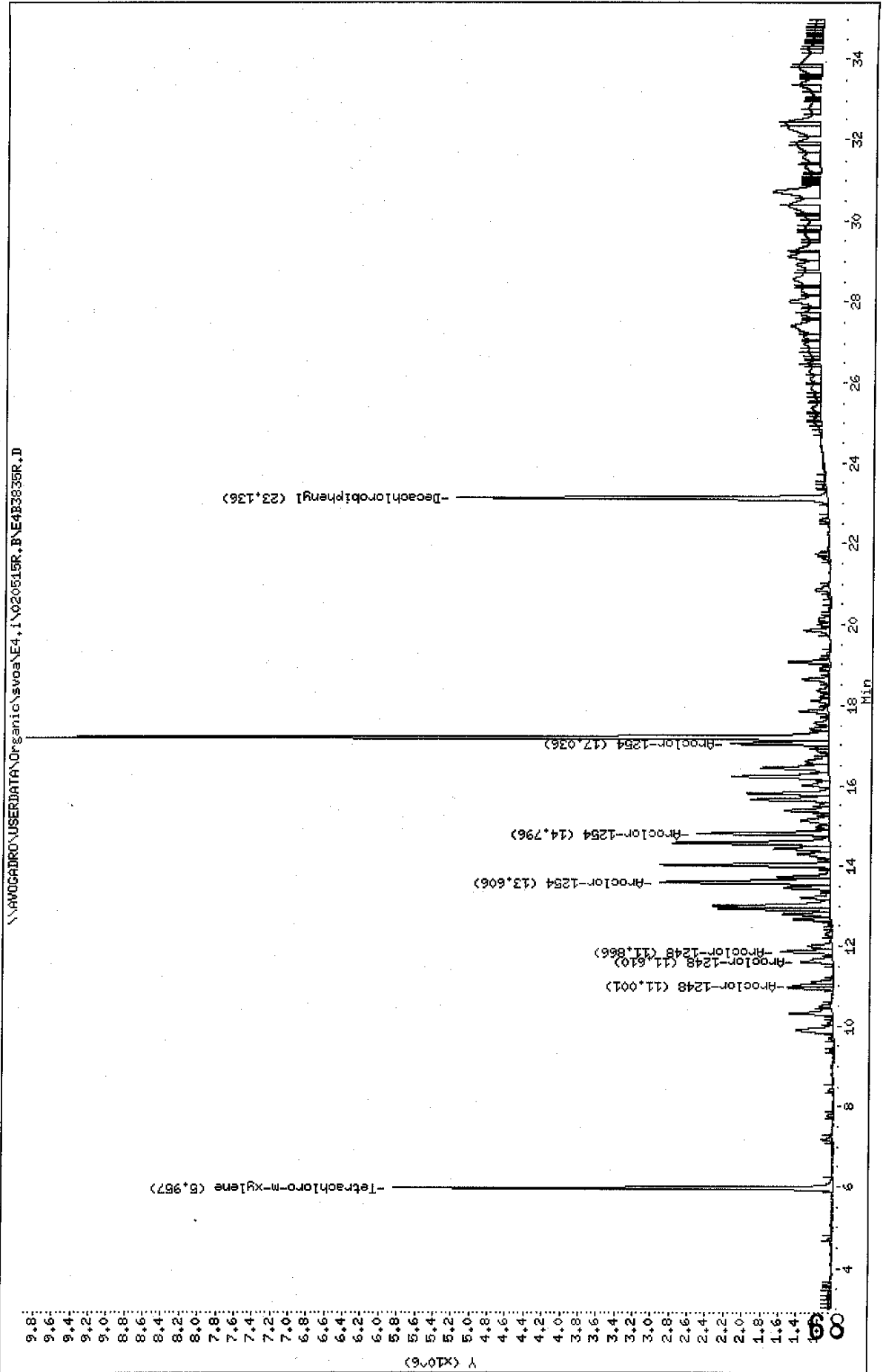
Data File: \\AVOCADRO\USERDATA\Organic\svoc\E4.1\020515F.B\E4B3835F.D
Date : 17-MAY-2002 07:39
Client ID: B-38 2-2
Sample Info: A0740-10A,,B0514-B51,,,
Volume Injected (ul): 1.0
Column phase: DB-1701

Instrument: E4.1
Operator: GHL
Column diameter: 0.53



Data File: \\AVOCADRO\USERDATA\Organic\svoa\E4.i\020515R.B\E4B3835R.D
 Date: 17-MAY-2002 07:39
 Client ID: B-38 2-2
 Sample Info: A0740-10A,,B0514-B51,,,
 Volume Injected (ul): 1.0
 Column phase: DB-608

Instrument: E4.i
 Operator: CHL
 Column diameter: 0.53



Data File: E4B3835F.D
 Report Date: 20-May-2002 14:25

Mitkem Corporation

Sample #1 : \\AVOGADRO\USERDATA\Organic\svoa\E4.i\020515F.B\E4B3835F.D
 Sample #2 : \\AVOGADRO\USERDATA\Organic\svoa\E4.i\020515R.B\E4B3835R.D
 Inj Date : 17-MAY-2002 07:39
 Sample Info: A0740-10A,,B0514-BS1,,,
 Misc Info :
 Cal Date : 20-MAY-2002 12:33
 Operator : GML
 Inst ID : E4.i
 Dil Factor : 1.000000

B-38 2-2

Method #1 : \\AVOGADRO\USERDATA\Organic\svoa\E4.i\020515F.B\E4_PCB_F.m
 Method #2 : \\AVOGADRO\USERDATA\Organic\svoa\E4.i\020515R.B\E4_PCB_R.m
 Sub List #1 : pcb.sub
 Sub List #2 : pcb.sub
 Col #1 Phase : DB-1701
 Col #2 Phase : DB-608

Concentration Formula: $Amt * DF * Uf * Vt / (Vi * Ws * (100 - M) / 100)$

Name	Value	Description
DF	1.000	Dilution Factor
Uf	1.000	Correction factor
Vt	10000.000	Volume of final extract (uL) (1000 low, 2
Vi	1.000	Volume injected (uL)
Ws	30.100	Weight of sample extracted (g)
M	8.000	% Moisture

Compound	RT#1	RT#2	Resp#1	Resp#2	Conc#1 (ug/Kg)	Conc#2 (ug/Kg)	Target Range	Ratio
Tetrachloro-m-xylene	8.596	5.957	12385936	4835954	15	14		100.00
Decachlorobiphenyl	28.626	23.136	6227105	4077697	15	16		100.00
Aroclor-1248	15.951	11.866	2027537	569253	94	110	80.00- 120.00	100.00
	16.802	11.001	4018300	451462	160	87	97.19- 137.19	198.19
	16.932	11.610	4671307	351534	170	48	109.03- 149.03	230.39
	Average of Peak Amounts =					140	82	
Aroclor-1254	16.932	13.606	4671307	1863784	190	210	80.00- 120.00	100.00
	18.975	14.796	4322812	1459166	100	110	154.24- 194.24	92.54
	21.381	17.036	23016402	1068920	720	100	112.75- 152.75	492.72
	Average of Peak Amounts =					340	140	

OK

FORM 1
PCB ORGANICS ANALYSIS DATA SHEET

CLIENT SAMPLE NO.

B-39 0-2

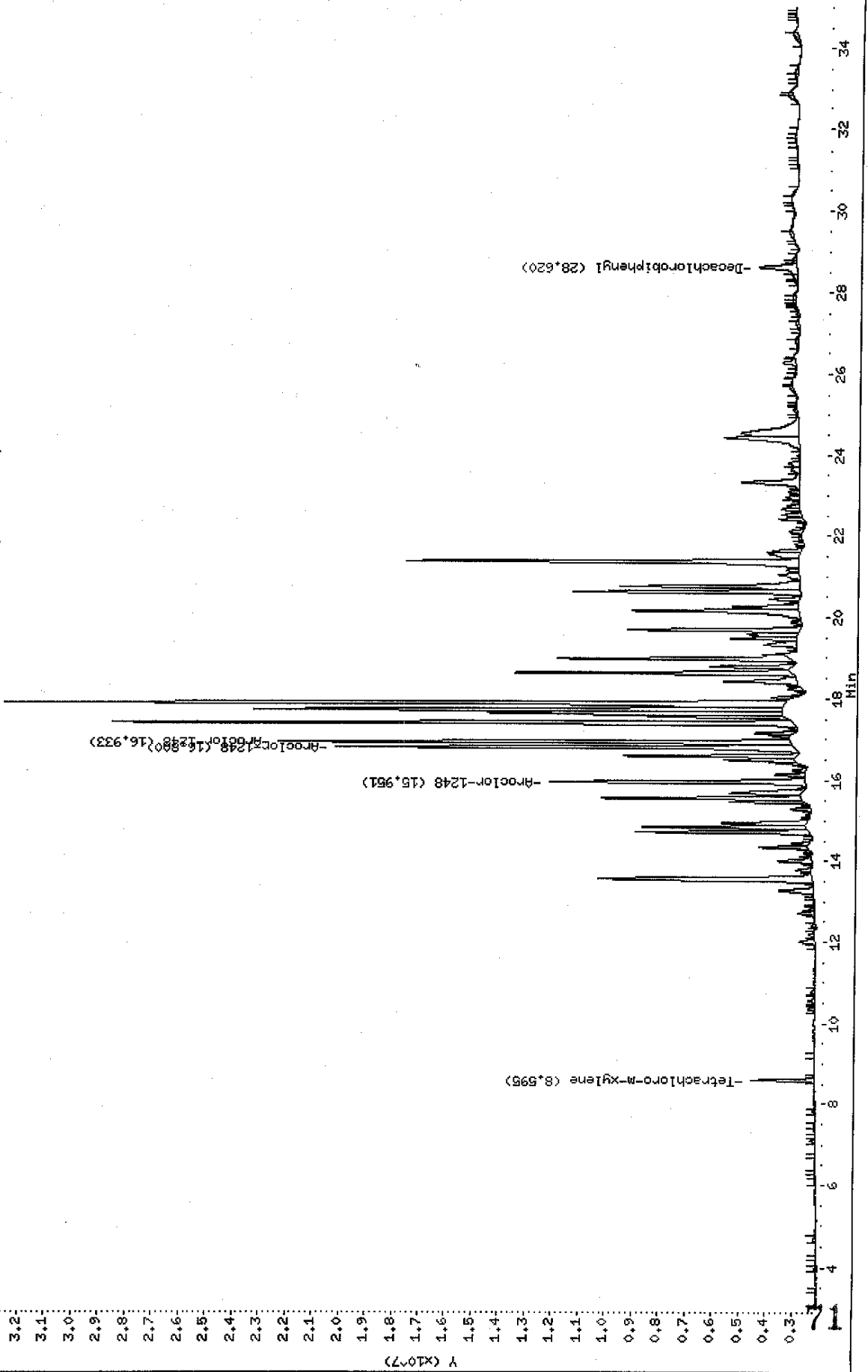
Lab Name: MITKEM CORPORATION Contract:
 Lab Code: MITKEM Case No.: SAS No.: SDG No.: A0740
 Matrix: (soil/water) SOIL Lab Sample ID: A0740-11A
 Sample wt/vol: 30.1 (g/mL) G Lab File ID: E4B3864F
 % Moisture: 16 decanted: (Y/N) N Date Received: 05/14/02
 Extraction: (SepF/Cont/Sonc) SONC Date Extracted: 05/14/02
 Concentrated Extract Volume: 10000 (uL) Date Analyzed: 05/18/02
 Injection Volume: 1.0 (uL) Dilution Factor: 5.0
 GPC Cleanup: (Y/N) N pH: Sulfur Cleanup: (Y/N) Y

CAS NO.	COMPOUND	CONCENTRATION UNITS: (ug/L or ug/Kg) UG/KG		Q
12674-11-2-----	Aroclor-1016	200	U	
11104-28-2-----	Aroclor-1221	200	U	
1114-16-5-----	Aroclor-1232	200	U	
53469-21-9-----	Aroclor-1242	200	U	
12672-29-6-----	Aroclor-1248	2400		
11097-69-1-----	Aroclor-1254	200	U	
11096-82-5-----	Aroclor-1260	200	U	

Data File: \\NAVOCADRO\USERDATA\Organic\svos\NE4.1\020515F.B\NE4B3864F.D
 Date: 18-MAY-2002 03:13
 Client ID: B-39 0-2
 Sample Info: A0740-11,,B0514-B01,,,5
 Volume Injected (uL): 1.0
 Column phase: DB-1701

Instrument: E4.i
 Operator: GHL
 Column diameter: 0.53

\\NAVOCADRO\USERDATA\Organic\svos\NE4.1\020515F.B\NE4B3864F.D



Data File: \\NAVOCADRO\USERDATA\Organic\svoa\E4.1\020515R.F\4E4B3864R.D

Date : 18-MAY-2002 03:13

Client ID: B-39 0-2

Sample Info: A0740-11,,B0514-BSD,,,,5

Volume Injected (ul): 1.0

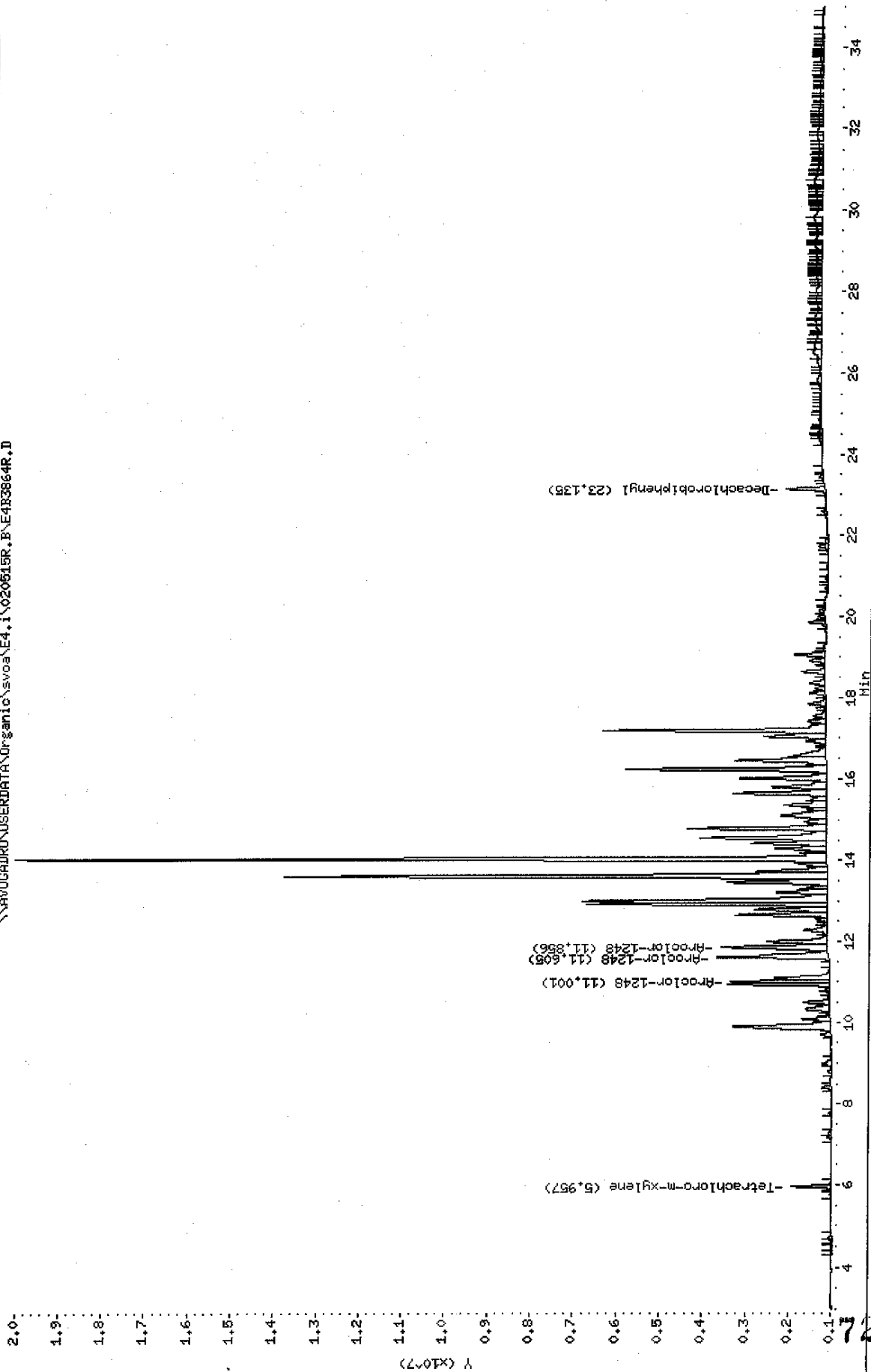
Column phase: DB-608

Instrument: E4.i

Operator: GML

Column diameter: 0.53

\\NAVOCADRO\USERDATA\Organic\svoa\E4.1\020515R.F\4E4B3864R.D



Data File: E4B3864F.D
 Report Date: 20-May-2002 14:26

Mitkem Corporation

Sample #1 : \\AVOGADRO\USERDATA\Organic\svoa\E4.i\020515F.B\E4B3864F.D
 Sample #2 : \\AVOGADRO\USERDATA\Organic\svoa\E4.i\020515R.B\E4B3864R.D
 Inj Date : 18-MAY-2002 03:13
 Sample Info: A0740-11,,B0514-BS1,,,5
 Misc Info :
 Cal Date : 20-MAY-2002 12:33
 Operator : GML
 Inst ID : E4.i
 Dil Factor : 5.000000

B-39 0-2

Method #1 : \\AVOGADRO\USERDATA\Organic\svoa\E4.i\020515F.B\E4_PCB_F.m
 Method #2 : \\AVOGADRO\USERDATA\Organic\svoa\E4.i\020515R.B\E4_PCB_R.m
 Sub List #1 : pcb.sub
 Sub List #2 : pcb.sub
 Col #1 Phase : DB-1701
 Col #2 Phase : DB-608

Concentration Formula: Amt * DF * Uf * Vt / (Vi * Ws * (100 - M) / 100)

Name	Value	Description
DF	5.000	Dilution Factor
Uf	1.000	Correction factor
Vt	10000.000	Volume of final extract (uL) (1000 low, 2
Vi	1.000	Volume injected (uL)
Ws	30.100	Weight of sample extracted (g)
M	16.000	% Moisture

Compound	RT#1	RT#2	Resp#1	Resp#2	Conc#1 (ug/Kg)	Conc#2 (ug/Kg)	Target Range	Ratio
Tetrachloro-m-xylene	8.595	5.957	2380471	932508	15	15		100.00
Decachlorobiphenyl	28.620	23.135	1402723	912104	19	20		100.00
Aroclor-1248	15.951	11.856	9565095	2466639	2400	2700	80.00- 120.00	100.00
	16.800	11.001	17155019	2306472	3600	2400	97.19- 137.19	179.35
	16.933	11.605	19196185	2607801	3700	1900	109.03- 149.03	200.69
Average of Peak Amounts =					3200	2300		

5/27/02

u

FORM 1
PCB ORGANICS ANALYSIS DATA SHEET

CLIENT SAMPLE NO.

B-39 2-2

Lab Name: MITKEM CORPORATION Contract:
 Lab Code: MITKEM Case No.: SAS No.: SDG No.: A0740
 Matrix: (soil/water) SOIL Lab Sample ID: A0740-12A
 Sample wt/vol: 30.0 (g/mL) G Lab File ID: E4B3843F
 % Moisture: 15 decanted: (Y/N) N Date Received: 05/14/02
 Extraction: (SepF/Cont/Sonc) SONC Date Extracted: 05/14/02
 Concentrated Extract Volume: 10000 (uL) Date Analyzed: 05/17/02
 Injection Volume: 1.0 (uL) Dilution Factor: 1.0
 GPC Cleanup: (Y/N) N pH: ____ Sulfur Cleanup: (Y/N) Y

CAS NO.	COMPOUND	CONCENTRATION UNITS: (ug/L or ug/Kg) UG/KG	Q
12674-11-2-----	Aroclor-1016	39	U
11104-28-2-----	Aroclor-1221	39	U
1114-16-5-----	Aroclor-1232	39	U
53469-21-9-----	Aroclor-1242	39	U
12672-29-6-----	Aroclor-1248	870	P
11097-69-1-----	Aroclor-1254	1700	P
11096-82-5-----	Aroclor-1260	39	U

Data File: \\AVOCADRO\USERDATA\Organic\svos\E4.1\020515F.B\E4B3843F.D

Date : 17-MAY-2002 12:52

Client ID: B-39 2-2

Sample Info: A0740-12,,B0514-B51,,,

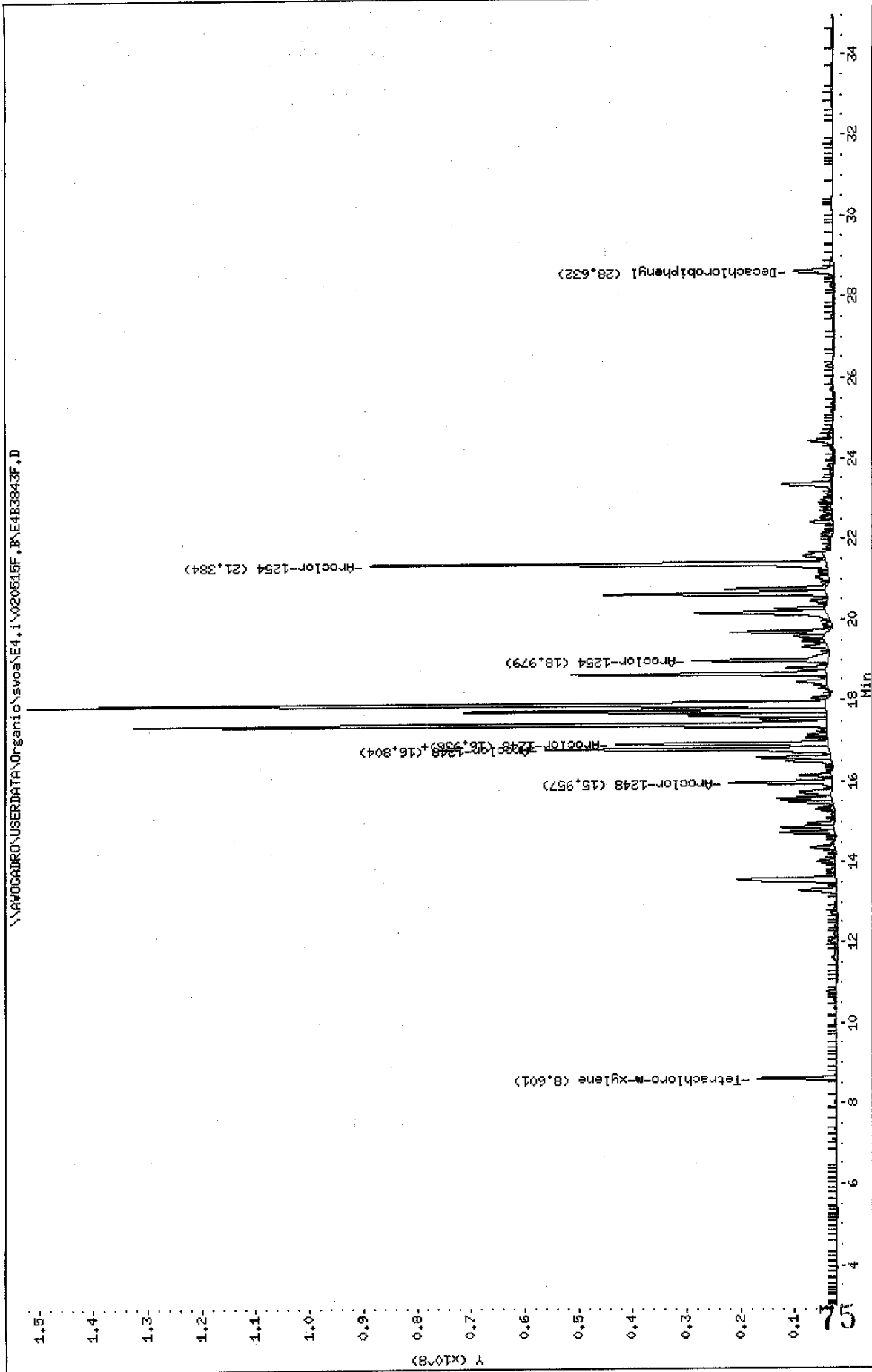
Volume Injected (uL): 1.0

Column phase: DB-1701

Instrument: E4.1

Operator: GHL

Column diameter: 0.53

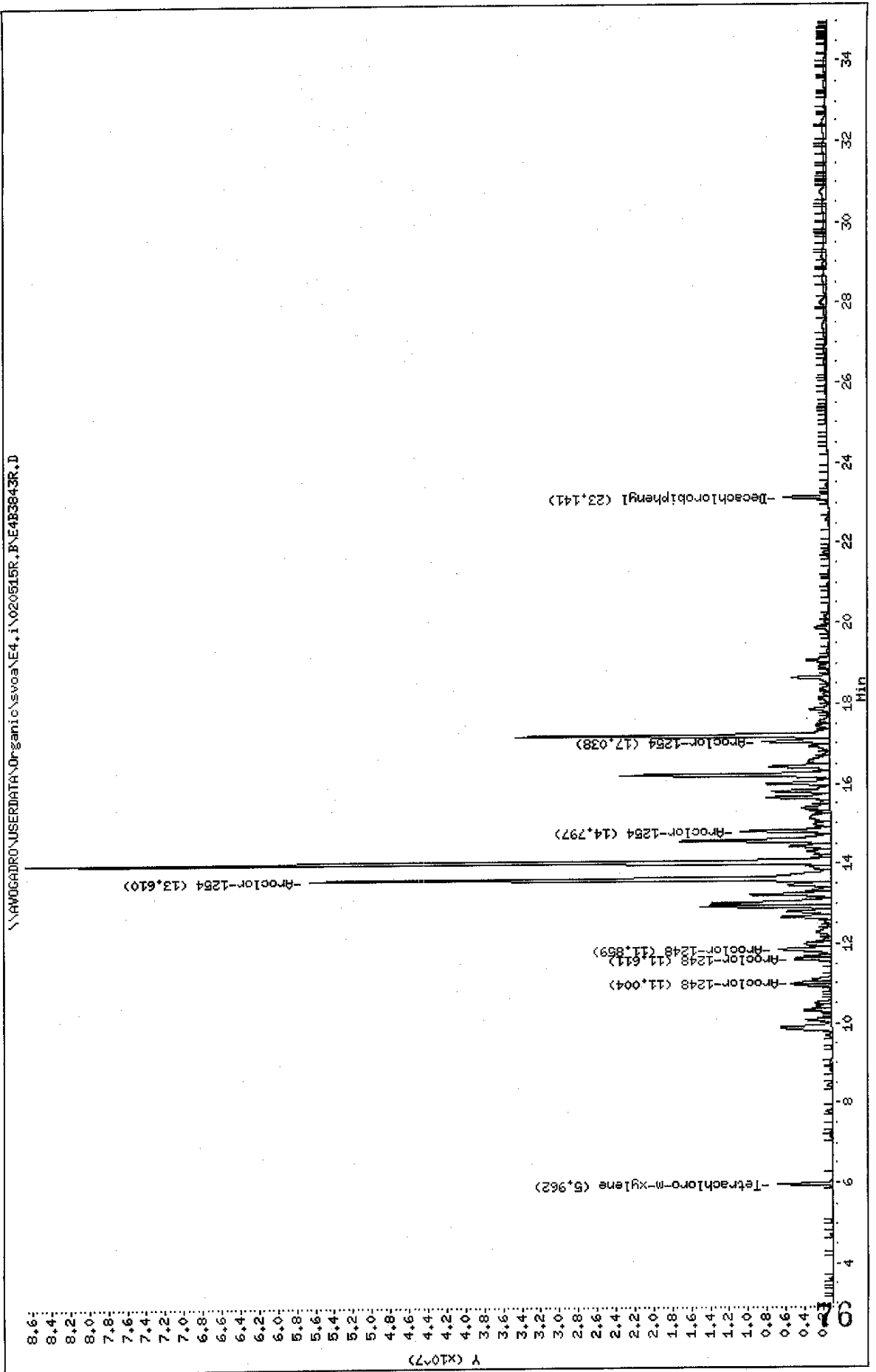


Data File: \\AVOCADRO\USERDATA\Organic\svoa\E4.i\020515R.B\E4B3843R.D
 Date : 17-MAY-2002 12:52
 Client ID: B-39 2-2
 Sample Info: A0740-12,,B0514-B54,,,
 Volume Injected (uL): 1.0
 Column phase: DB-608

Instrument: E4.i

Operator: GHL

Column diameter: 0.53



Data File: E4B3843F.D
 Report Date: 20-May-2002 14:25

Mitkem Corporation

Sample #1 : \\AVOGADRO\USERDATA\Organic\svoa\E4.i\020515F.B\E4B3843F.D
 Sample #2 : \\AVOGADRO\USERDATA\Organic\svoa\E4.i\020515R.B\E4B3843R.D
 Inj Date : 17-MAY-2002 12:52
 Sample Info: A0740-12,,B0514-BS1,,,
 Misc Info :
 Cal Date : 20-MAY-2002 12:33 *B-39 22*
 Operator : GML
 Inst ID : E4.i
 Dil Factor : 1.000000

Method #1 : \\AVOGADRO\USERDATA\Organic\svoa\E4.i\020515F.B\E4_PCB_F.m
 Method #2 : \\AVOGADRO\USERDATA\Organic\svoa\E4.i\020515R.B\E4_PCB_R.m
 Sub List #1 : pcb.sub
 Sub List #2 : pcb.sub
 Col #1 Phase : DB-1701
 Col #2 Phase : DB-608

Concentration Formula: $Amt * DF * Uf * Vt / (Vi * Ws * (100 - M) / 100)$

Name	Value	Description
DF	1.000	Dilution Factor
Uf	1.000	Correction factor
Vt	10000.000	Volume of final extract (uL) (1000 low, 2
Vi	1.000	Volume injected (uL)
Ws	30.000	Weight of sample extracted (g) ✓
M	15.000	% Moisture ✓

Compound	RT#1	RT#2	Resp#1	Resp#2	Conc#1 (ug/Kg)	Conc#2 (ug/Kg)	Target Range	Ratio
Tetrachloro-m-xylene	8.601	5.962	14556750	5846999	19	18		100.00
Decachlorobiphenyl	28.632	23.141	7463882	4728928	20	20		100.00
Aroclor-1248	15.957	11.859	18955920	5674662	950	1200	80.00- 120.00	100.00
	16.804	11.004	52617229	3867504	2200	810	97.19- 137.19	277.58
	16.936	11.611	39462340	3920777	1500	580	109.03- 149.03	208.18
	Average of Peak Amounts =				1600	860		
Aroclor-1254	16.936	13.610	39462340	55446504	1700	6700	80.00- 120.00	100.00
	18.979	14.797	25395883	9630372	640	790	154.24- 194.24	64.35
	21.384	17.038	84708921	7210512	2900	730	112.75- 152.75	214.66
	Average of Peak Amounts =				1700	2700		

OK 5/20/02

FORM 1
PCB ORGANICS ANALYSIS DATA SHEET

CLIENT SAMPLE NO.

B-40 0-2

Lab Name: MITKEM CORPORATION Contract:
 Lab Code: MITKEM Case No.: SAS No.: SDG No.: A0740
 Matrix: (soil/water) SOIL Lab Sample ID: A0740-13A
 Sample wt/vol: 30.4 (g/mL) G Lab File ID: E4B3865F
 % Moisture: 8 decanted: (Y/N) N Date Received: 05/14/02
 Extraction: (SepF/Cont/Sonc) SONC Date Extracted: 05/14/02
 Concentrated Extract Volume: 10000 (uL) Date Analyzed: 05/18/02
 Injection Volume: 1.0 (uL) Dilution Factor: 5.0
 GPC Cleanup: (Y/N) N pH: ____ Sulfur Cleanup: (Y/N) Y

CAS NO. COMPOUND CONCENTRATION UNITS:
 (ug/L or ug/Kg) UG/KG Q

12674-11-2-----	Aroclor-1016	180	U
11104-28-2-----	Aroclor-1221	180	U
1114-16-5-----	Aroclor-1232	180	U
53469-21-9-----	Aroclor-1242	180	U
12672-29-6-----	Aroclor-1248	2300	
11097-69-1-----	Aroclor-1254	180	U
11096-82-5-----	Aroclor-1260	180	U

Data File: \\AVOCADRO\USERDATA\Organic\svos\E4.i\020515F.B\E4B3865F.D

Date : 18-MAY-2002 03:52

Client ID: B-40 0-2

Sample Info: A0740-13,,B0514-BS1,,,5

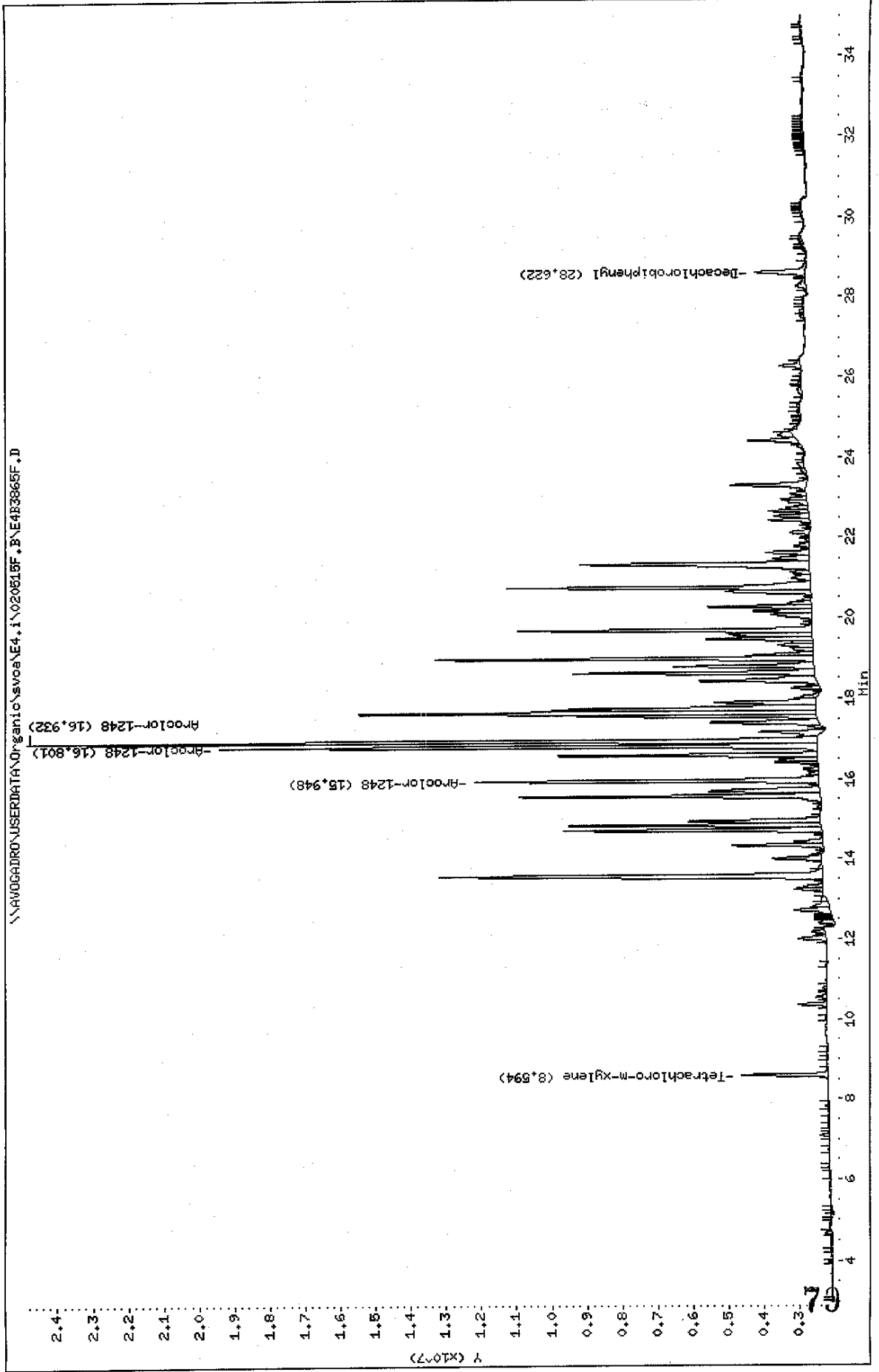
Volume Injected (uL): 1.0

Column phase: DB-1701

Instrument: E4.i

Operator: GHL

Column diameter: 0.53



Data File: \\AVOCADRO\USERDATA\Organic\svosa\E4.i\020515R.P\E4B3865R.D

Date : 18-MAY-2002 03:52

Client ID: B-40 0-2

Sample Info: A0740-13,,B0514-B81,,,5

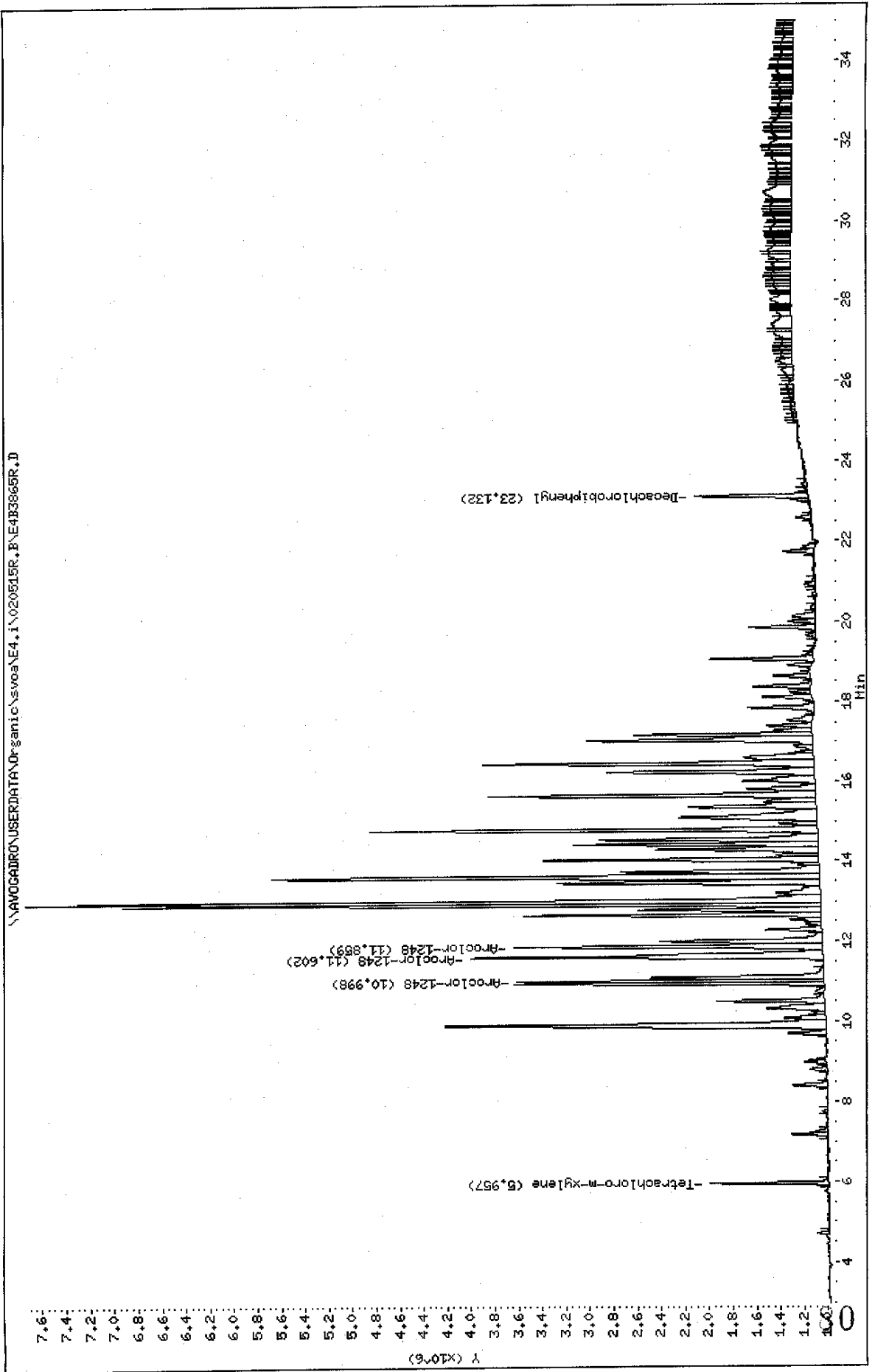
Volume Injected (ul): 1.0

Column phase: DB-608

Instrument: E4.i

Operator: GML

Column diameter: 0.53



Data File: E4B3865F.D
 Report Date: 20-May-2002 14:26

Mitkem Corporation

Sample #1 : \\AVOGADRO\USERDATA\Organic\svoa\E4.i\020515F.B\E4B3865F.D
 Sample #2 : \\AVOGADRO\USERDATA\Organic\svoa\E4.i\020515R.B\E4B3865R.D
 Inj Date : 18-MAY-2002 03:52
 Sample Info: A0740-13,,B0514-BS1,,,5
 Misc Info :
 Cal Date : 20-MAY-2002 12:33
 Operator : GML
 Inst ID : E4.i
 Dil Factor : 5.000000

Method #1 : \\AVOGADRO\USERDATA\Organic\svoa\E4.i\020515F.B\E4_PCB_F.m
 Method #2 : \\AVOGADRO\USERDATA\Organic\svoa\E4.i\020515R.B\E4_PCB_R.m
 Sub List #1 : pcb.sub
 Sub List #2 : pcb.sub
 Col #1 Phase : DB-1701
 Col #2 Phase : DB-608

Concentration Formula: $Amt * DF * Uf * Vt / (Vi * Ws * (100 - M) / 100)$

Name	Value	Description
DF	5.000	Dilution Factor
Uf	1.000	Correction factor
Vt	10000.000	Volume of final extract (uL) (1000 low, 2
Vi	1.000	Volume injected (uL)
Ws	30.400	Weight of sample extracted (g)
M	8.000	% Moisture

Compound	RT#1	RT#2	Resp#1	Resp#2	Conc#1 (ug/Kg)	Conc#2 (ug/Kg)	Target Range	Ratio
Tetrachloro-m-xylene	8.594	5.957	2445529	992205	14	14		100.00
Decachlorobiphenyl	28.622	23.132	1403537	957409	17	19		100.00
Aroclor-1248	15.948	11.859	9735971	2590782	2200	2600	80.00- 120.00	100.00
	16.801	10.998	16953993	2578106	3300	2400	97.19- 137.19	174.14
	16.932	11.602	22343529	2955125	3900	2000	109.03- 149.03	229.49
Average of Peak Amounts =					3100	2300		

mc/10/14

u

Data File: \\AVOCADRO\USERDATA\Organic\svoa\E4.1\020515F.B\E4B3866F.D

Date : 18-MAY-2002 04:31

Client ID: B-40 2-2

Sample Info: A0740-14,,B0614-B81,,5

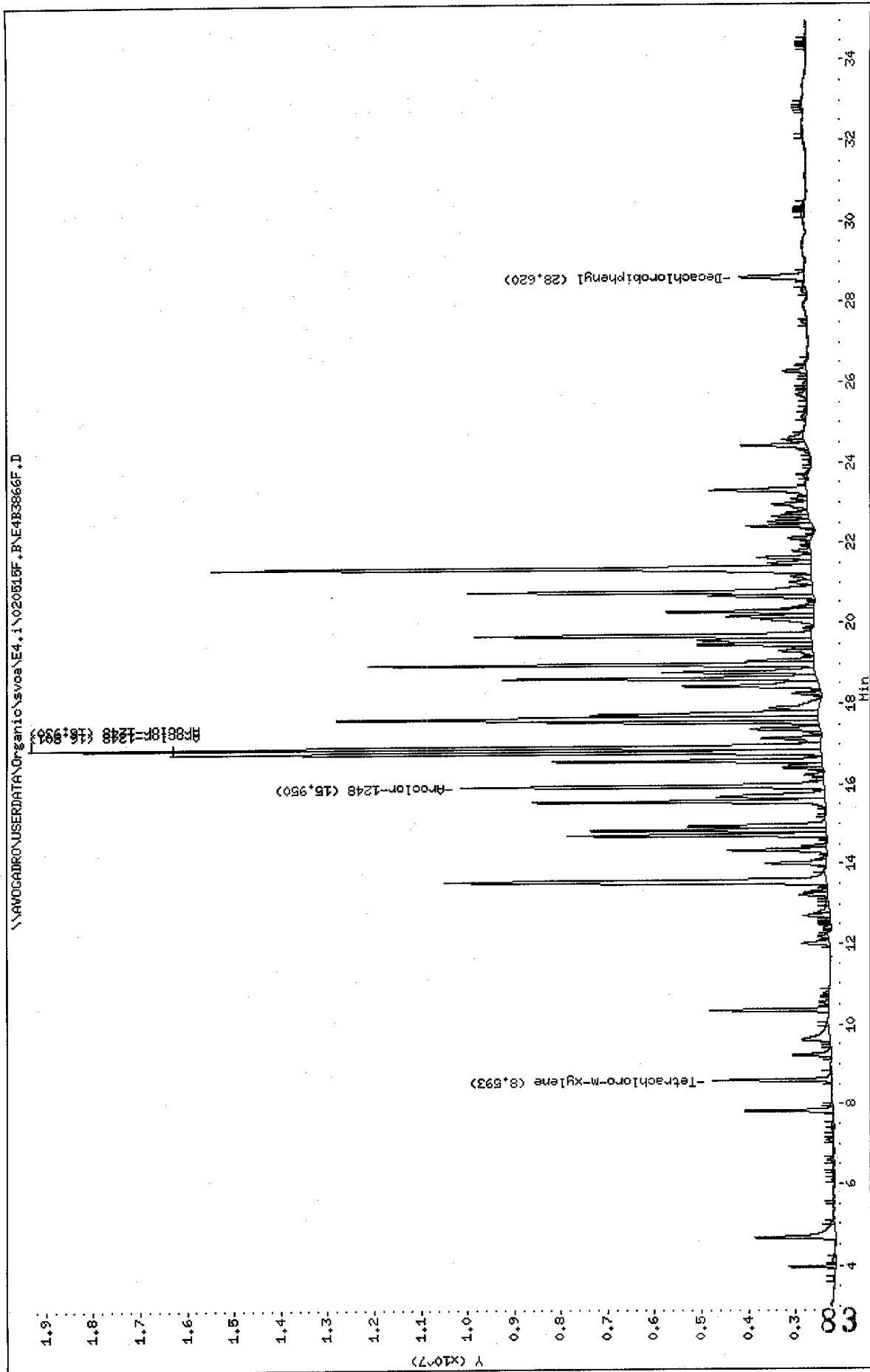
Volume Injected (ul): 1.0

Column phase: DB-1701

Instrument: E4.1

Operator: CHL

Column diameter: 0.53

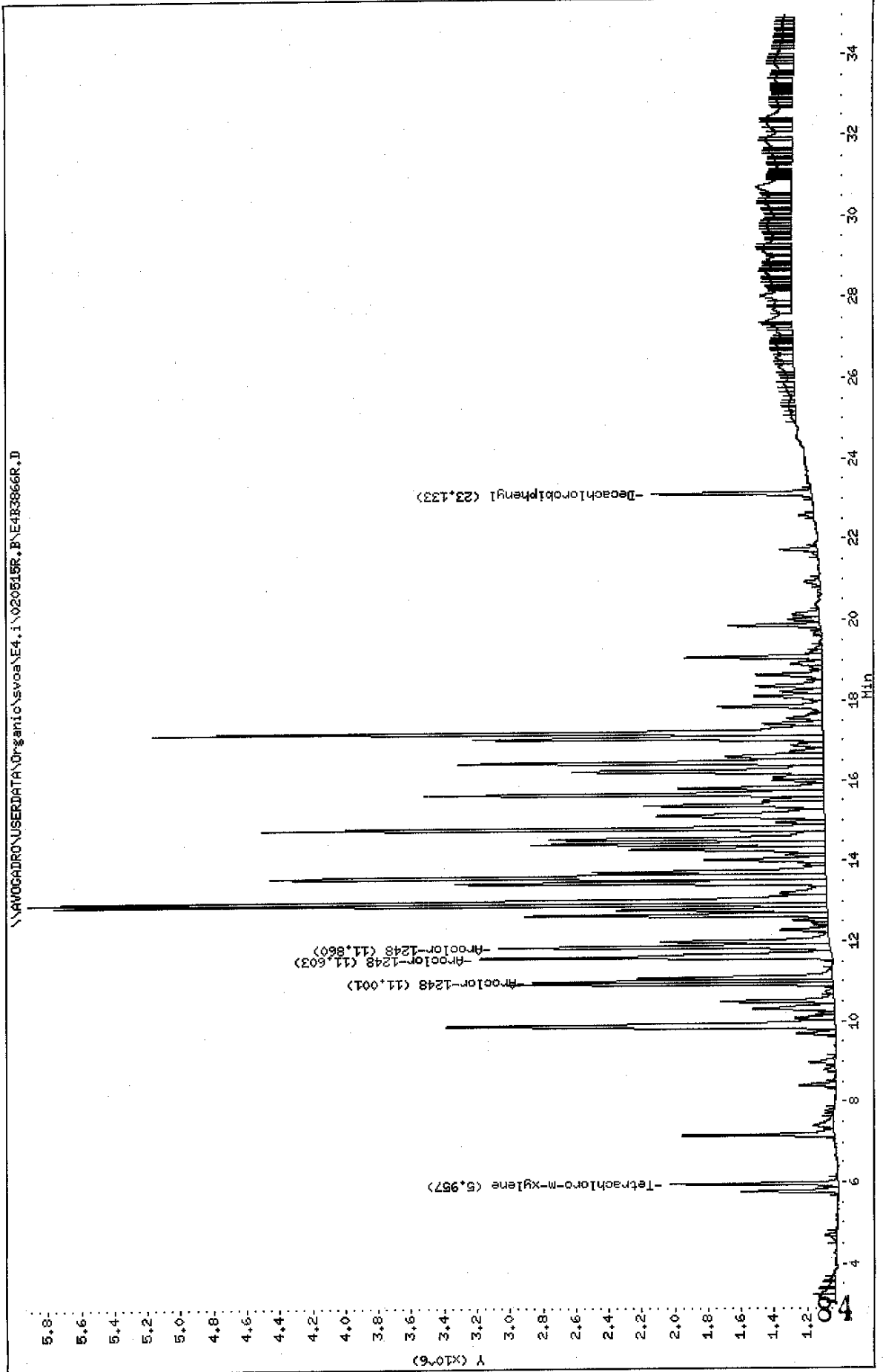


Data File: \\AVOGADRON\USERDATA\Organic\svoa\E4.i\020515R.B\E4B3866R.D
Date : 18-MAY-2002 04:31
Client ID: B-40 2-2
Sample Info: A0740-14,,B0614-BS1,,,5
Volume Injected (uL): 1.0
Column phase: DB-608

Instrument: E4.i

Operator: CHL

Column diameter: 0.53



Data File: E4B3866F.D
 Report Date: 20-May-2002 14:26

Mitkem Corporation

Sample #1 : \\AVOGADRO\USERDATA\Organic\svoa\E4.i\020515F.B\E4B3866F.D
 Sample #2 : \\AVOGADRO\USERDATA\Organic\svoa\E4.i\020515R.B\E4B3866R.D
 Inj Date : 18-MAY-2002 04:31
 Sample Info: A0740-14,,B0514-BS1,,,5
 Misc Info :
 Cal Date : 20-MAY-2002 12:33
 Operator : GML
 Inst ID : E4.i
 Dil Factor : 5.000000

Method #1 : \\AVOGADRO\USERDATA\Organic\svoa\E4.i\020515F.B\E4_PCB_F.m
 Method #2 : \\AVOGADRO\USERDATA\Organic\svoa\E4.i\020515R.B\E4_PCB_R.m
 Sub List #1 : pcb.sub
 Sub List #2 : pcb.sub
 Col #1 Phase : DB-1701
 Col #2 Phase : DB-608

Concentration Formula: $Amt * DF * Uf * Vt / (Vi * Ws * (100 - M) / 100)$

Name	Value	Description
DF	5.000	Dilution Factor
Uf	1.000	Correction factor
Vt	10000.000	Volume of final extract (uL) (1000 low, 2
Vi	1.000	Volume injected (uL)
Ws	30.200	Weight of sample extracted (g)
M	12.000	% Moisture

Compound	RT#1	RT#2	Resp#1	Resp#2	Conc#1 (ug/Kg)	Conc#2 (ug/Kg)	Target Range	Ratio
Tetrachloro-m-xylene	8.593	5.957	2541153	1018291	16	16		100.00
Decachlorobiphenyl	28.620	23.133	1385845	968506	18	20		100.00
Aroclor-1248	15.950	11.860	7764603	2003611	1900	2100	80.00- 120.00	100.00
	16.801	11.001	13927191	1811926	2800	1800	97.19- 137.19	179.37
	16.930	11.603	16910198	2133033	3100	1500	109.03- 149.03	217.79
Average of Peak Amounts =					2600	1800		

30x / 12/12

Data File: \\AVOGADRO\USERDATA\Organic\svoa\E4.i\020515F.BAE4B3867F.D

Date: 18-MAY-2002 05:10

Client ID: B-41 0-2

Sample Info: A0740-15,,B0514-B51,,,,10

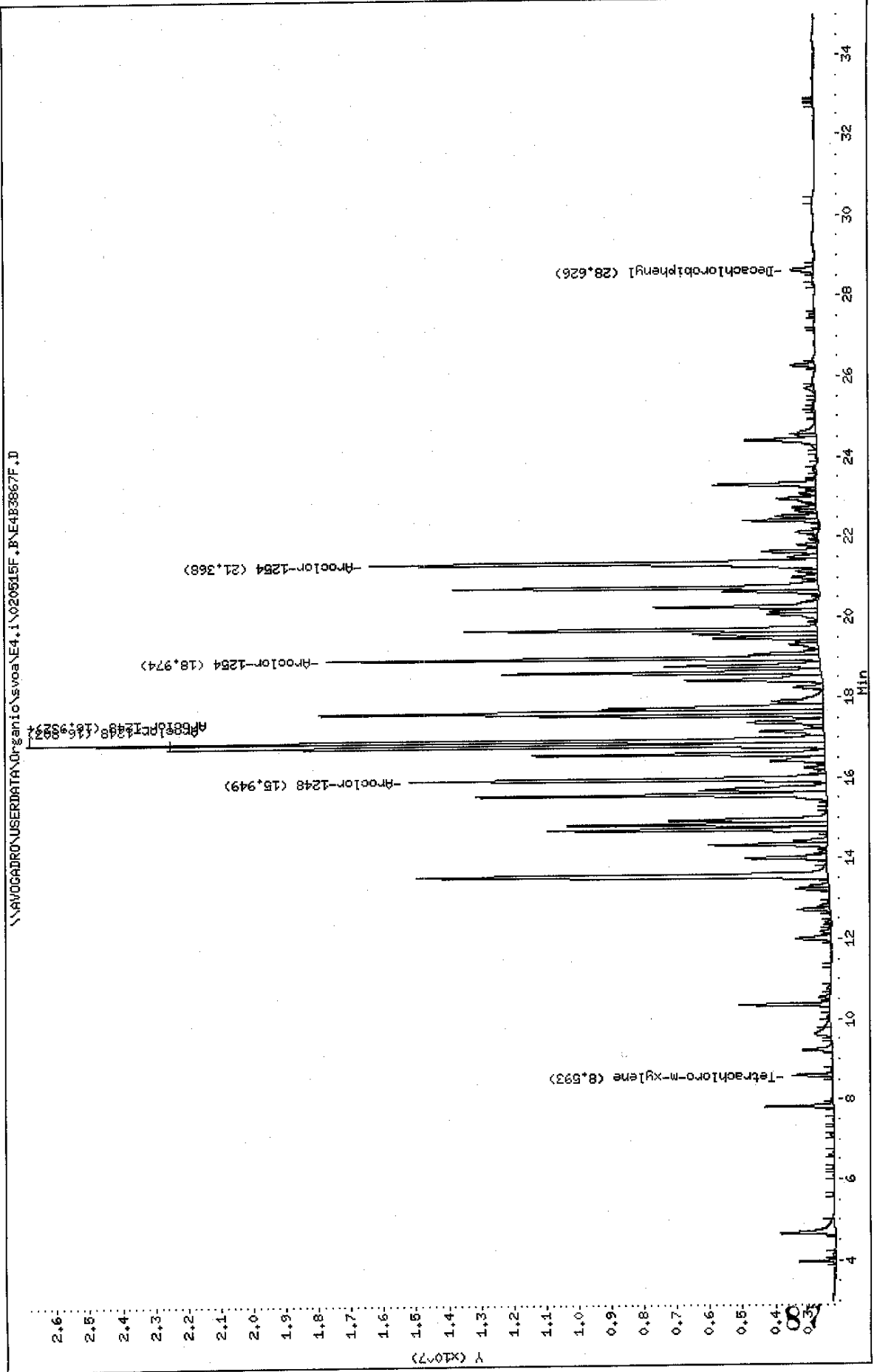
Volume Injected (uL): 1.0

Column phase: DB-1701

Instrument: E4.i

Operator: GML

Column diameter: 0.53



Data File: \\AVOGADRO\USERDATA\Organic\svoa\E4,i\020815R,B\AE4B3867R.D

Date: 18-MAY-2002 05:10

Client ID: B-41 0-2

Sample Info: A0740-15,,B0514-B51,,,,10

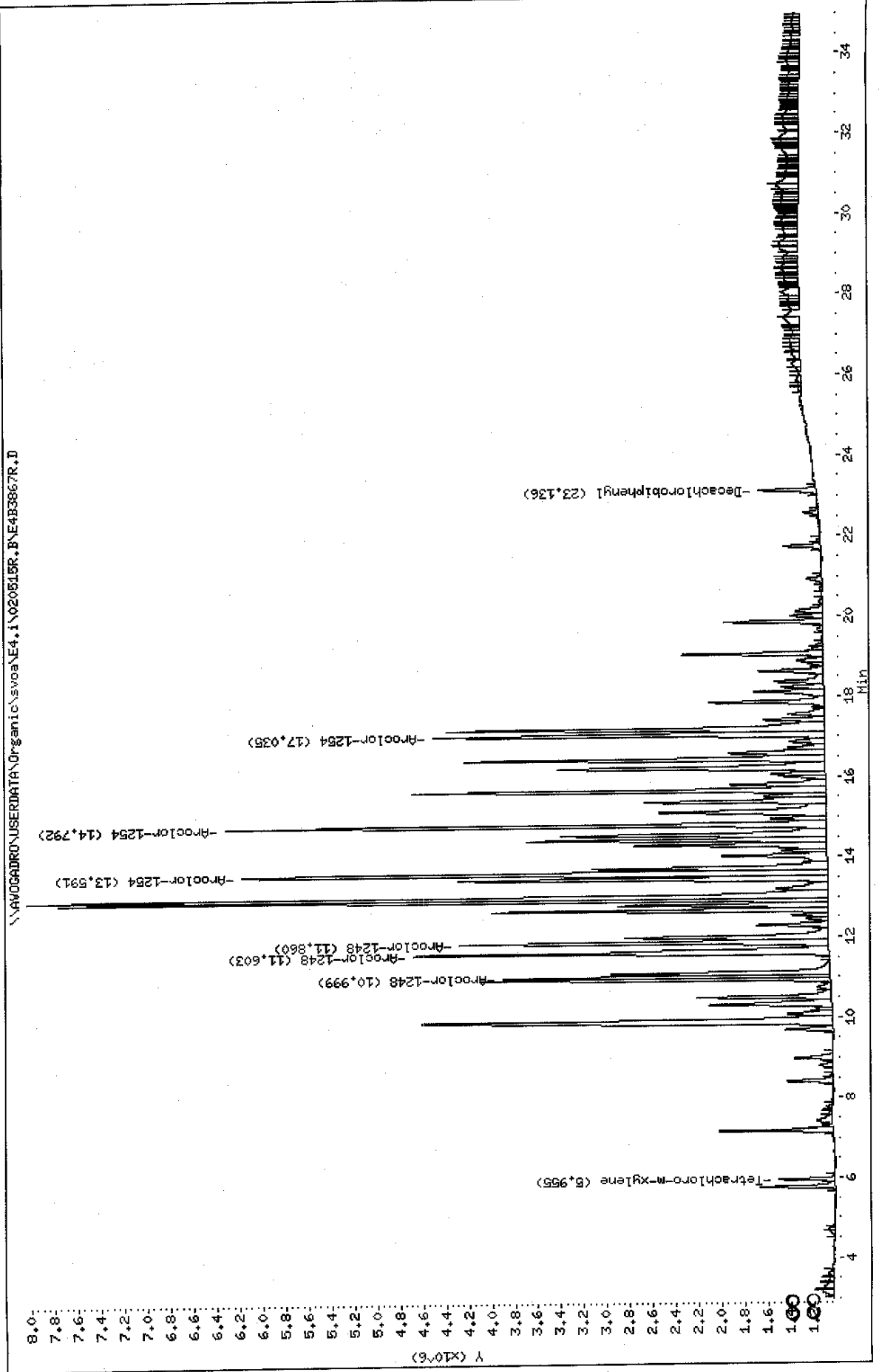
Volume Injected (uL): 1.0

Column Phase: DB-608

Instrument: E4.i

Operator: GHL

Column diameter: 0.53



Data File: E4B3867F.D
 Report Date: 20-May-2002 14:26

Mitkem Corporation

Sample #1 : \\AVOGADRO\USERDATA\Organic\svoa\E4.i\020515F.B\E4B3867F.D
 Sample #2 : \\AVOGADRO\USERDATA\Organic\svoa\E4.i\020515R.B\E4B3867R.D
 Inj Date : 18-MAY-2002 05:10
 Sample Info: A0740-15,,B0514-BS1,,,10
 Misc Info :
 Cal Date : 20-MAY-2002 12:33
 Operator : GML
 Inst ID : E4.i
 Dil Factor : 10.000000

Method #1 : \\AVOGADRO\USERDATA\Organic\svoa\E4.i\020515F.B\E4_PCB_F.m
 Method #2 : \\AVOGADRO\USERDATA\Organic\svoa\E4.i\020515R.B\E4_PCB_R.m
 Sub List #1 : pcb.sub
 Sub List #2 : pcb.sub
 Col #1 Phase : DB-1701
 Col #2 Phase : DB-608

Concentration Formula: $Amt * DF * Uf * Vt / (Vi * Ws * (100 - M) / 100)$

Name	Value	Description
DF	10.000	Dilution Factor
Uf	1.000	Correction factor
Vt	10000.000	Volume of final extract (uL) (1000 low, 2
Vi	1.000	Volume injected (uL)
Ws	30.500	Weight of sample extracted (g)
M	9.000	% Moisture

Compound	RT#1	RT#2	Resp#1	Resp#2	Conc#1 (ug/Kg)	Conc#2 (ug/Kg)	Target Range	Ratio
Tetrachloro-m-xylene	6.593	5.955	1265104	486033	15	15		100.00 (a)
Decachlorobiphenyl	28.626	23.136	695387	496631	17	20		100.00 (a)
Aroclor-1248	15.949	11.860	12785245	3211223	5900	6400	80.00- 120.00	100.00
	16.803	10.999	20156852	2840726	7800	5400	97.19- 137.19	157.66
	16.932	11.603	24430487	3619639	8700	4900	109.03- 149.03	191.08
	Average of Peak Amounts =				7500	5600		
Aroclor-1254	16.932	13.591	24430487	5101560	9900	5700	80.00- 120.00	100.00
	18.974	14.792	15127970	5230234	3500	4000	154.24- 194.24	61.92
	21.368	17.035	13717969	3406169	4200	3200	112.75- 152.75	56.15
	Average of Peak Amounts =				5900	4300		

OK Mark

u

Data File: E4B3867F.D
Report Date: 20-May-2002 14:26

QC Flag Legend

a - Target compound detected but, quantitated amount
Below Limit Of Quantitation(BLOQ).

FORM 1
PCB ORGANICS ANALYSIS DATA SHEET

CLIENT SAMPLE NO.

B-41 2-2

Lab Name: MITKEM CORPORATION Contract:
 Lab Code: MITKEM Case No.: SAS No.: SDG No.: A0740
 Matrix: (soil/water) SOIL Lab Sample ID: A0740-16A
 Sample wt/vol: 30.0 (g/mL) G Lab File ID: E4B3847F
 % Moisture: 12 decanted: (Y/N) N Date Received: 05/14/02
 Extraction: (SepF/Cont/Sonc) SONC Date Extracted: 05/14/02
 Concentrated Extract Volume: 10000 (uL) Date Analyzed: 05/17/02
 Injection Volume: 1.0 (uL) Dilution Factor: 1.0
 GPC Cleanup: (Y/N) N pH: _____ Sulfur Cleanup: (Y/N) Y

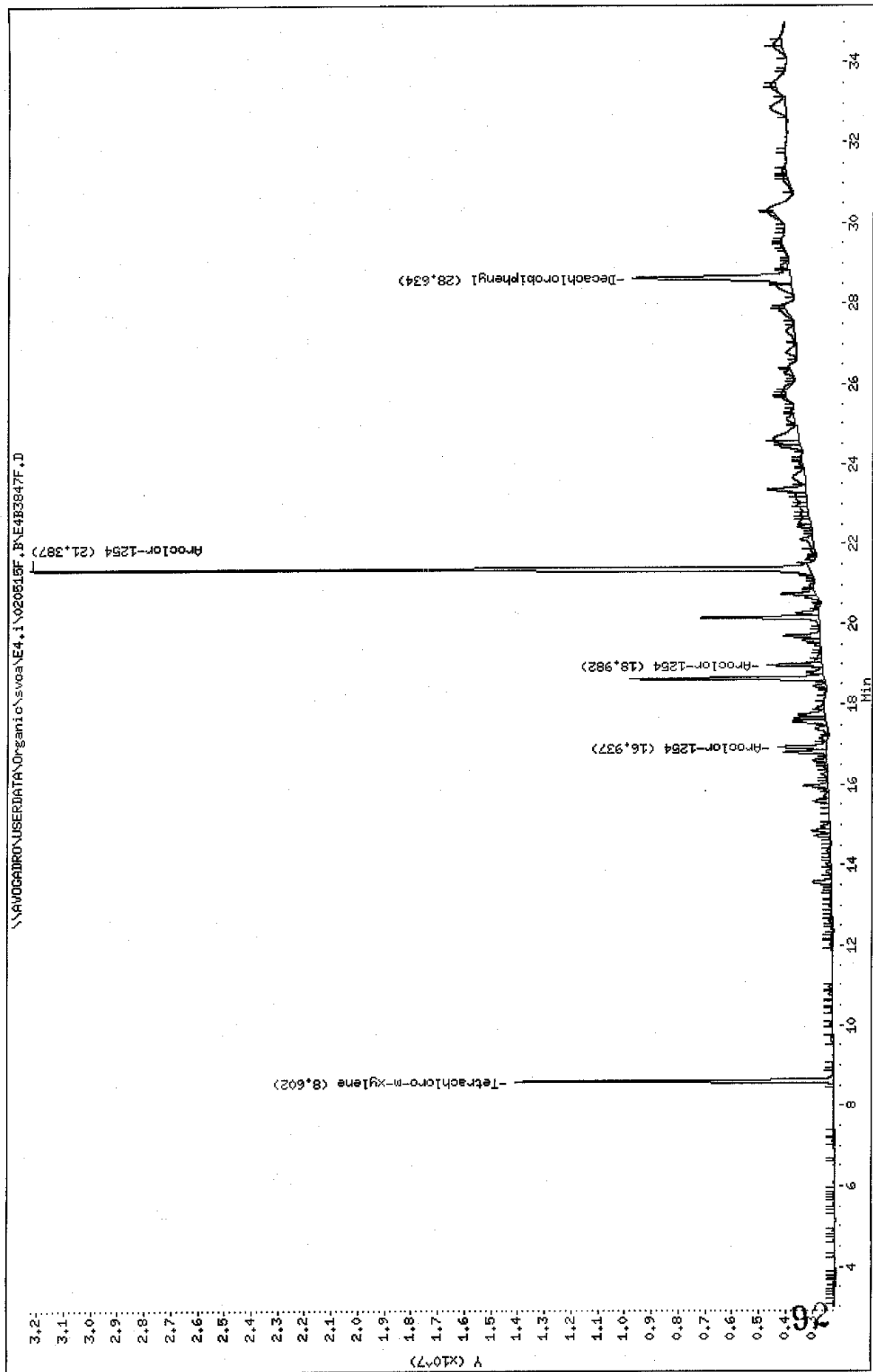
CAS NO.	COMPOUND	CONCENTRATION UNITS:	
		(ug/L or ug/Kg)	UG/KG
12674-11-2-----	Aroclor-1016	38	U
11104-28-2-----	Aroclor-1221	38	U
1114-16-5-----	Aroclor-1232	38	U
53469-21-9-----	Aroclor-1242	38	U
12672-29-6-----	Aroclor-1248	38	U
11097-69-1-----	Aroclor-1254	63	P
11096-82-5-----	Aroclor-1260	38	U

Data File: \\AVOCARDRO\USERDATA\Organic\svoa\E4.i\020515F.B\E4B3847F.D
Date : 17-MAY-2002 15:28
Client ID: B-41 2-2
Sample Info: A0740-16,,B0514-BS1,,,
Volume Injected (ul): 1.0
Column phase: DB-1701

Instrument: E4.i

Operator: GHL

Column diameter: 0.53



Data File: \\AVOGADRO\USERDATA\Organic\svoa\E4.i\020515R.BAE4B3847R.D

Date: 17-MAY-2002 15:28

Client ID: B-41 2-2

Sample Info: A0740-16,,B0514-B51,,,

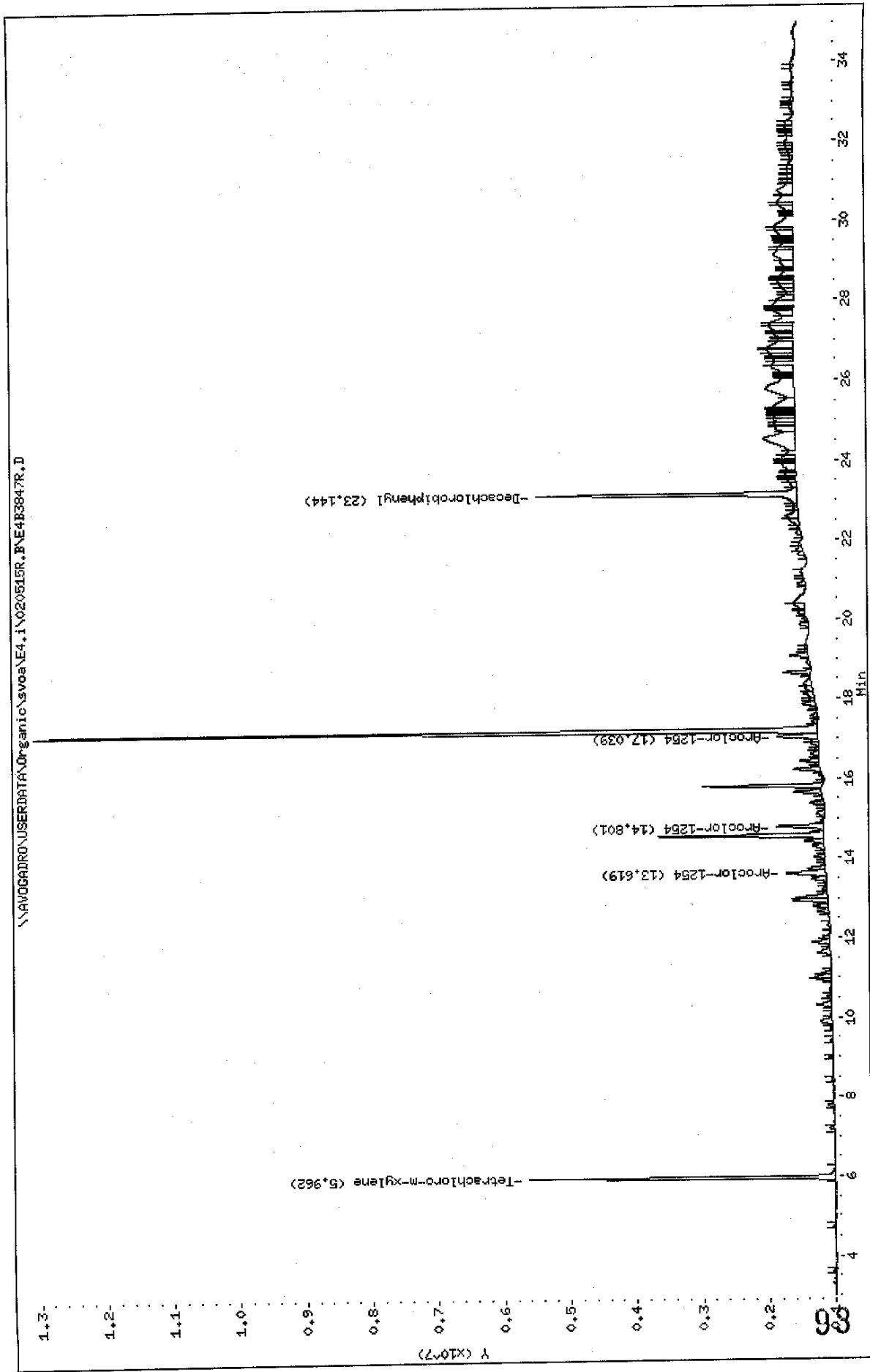
Volume Injected (uL): 1.0

Column phase: DB-608

Instrument: E4.i

Operator: CHL

Column diameter: 0.53



Data File: E4B3847F.D
 Report Date: 20-May-2002 14:25

Mitkem Corporation

Sample #1 : \\AVOGADRO\USERDATA\Organic\svoa\E4.i\020515F.B\E4B3847F.D
 Sample #2 : \\AVOGADRO\USERDATA\Organic\svoa\E4.i\020515R.B\E4B3847R.D
 Inj Date : 17-MAY-2002 15:28
 Sample Info: A0740-16,,B0514-BS1,,,
 Misc Info :
 Cal Date : 20-MAY-2002 12:33
 Operator : GML
 Inst ID : E4.i
 Dil Factor : 1.000000

B-41 2-2

Method #1 : \\AVOGADRO\USERDATA\Organic\svoa\E4.i\020515F.B\E4_PCB_F.m
 Method #2 : \\AVOGADRO\USERDATA\Organic\svoa\E4.i\020515R.B\E4_PCB_R.m
 Sub List #1 : pcb.sub
 Sub List #2 : pcb.sub
 Col #1 Phase : DB-1701
 Col #2 Phase : DB-608

Concentration Formula: $Amt * DF * Uf * Vt / (Vi * Ws * (100 - M) / 100)$

Name	Value	Description
DF	1.000	Dilution Factor
Uf	1.000	Correction factor
Vt	10000.000	Volume of final extract (uL) (1000 low, 2
Vi	1.000	Volume injected (uL)
Ws	30.000	Weight of sample extracted (g)
M	12.000	% Moisture

Compound	RT#1	RT#2	Resp#1	Resp#2	Conc#1 (ug/Kg)	Conc#2 (ug/Kg)	Target Range	Ratio
Tetrachloro-m-xylene	8.602	5.962	11908473	4633886	15	14		100.00
Decachlorobiphenyl	28.634	23.144	5905338	3931031	15	17		100.00
Aroclor-1254	16.937	13.619	1809570	599487	77	70	80.00- 120.00	100.00
	18.982	14.801	2040472	719423	50	57	154.24- 194.24	112.76
	21.387	17.039	29113534	625566	950	61	112.75- 152.75	1608.86
Average of Peak Amounts =					360	63		

3/11/02

u

Data File: \\NAVOCADRO\USERDATA\Organic\svoa\E4.i\020515F.B\E4B3674F.D

Date : 18-MAY-2002 09:43

Client ID: B-42 0-2

Sample Info: 00740-17,,B0514-BSL,,,10

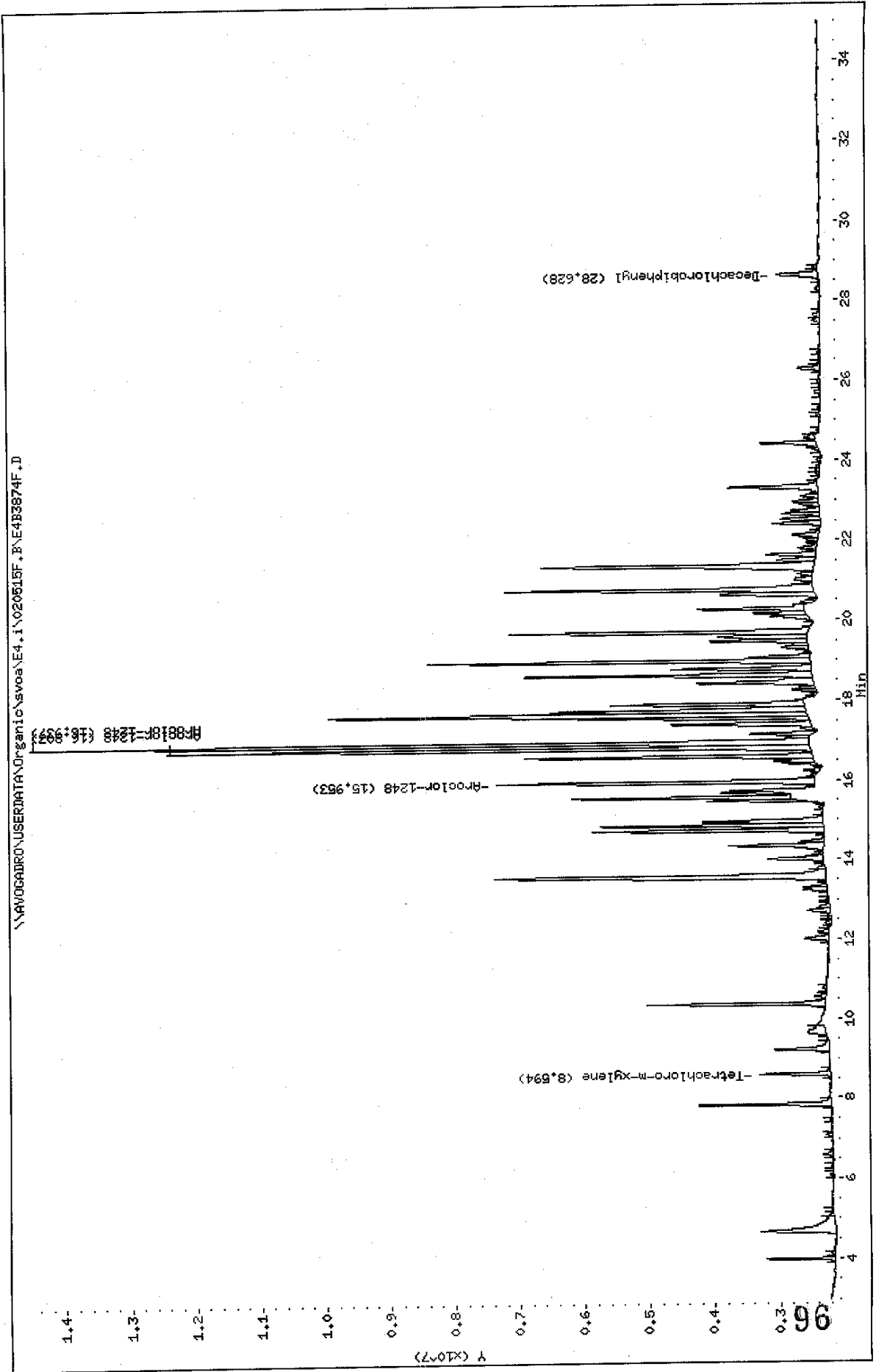
Volume Injected (ul): 1.0

Column phase: DB-1701

Instrument: E4.i

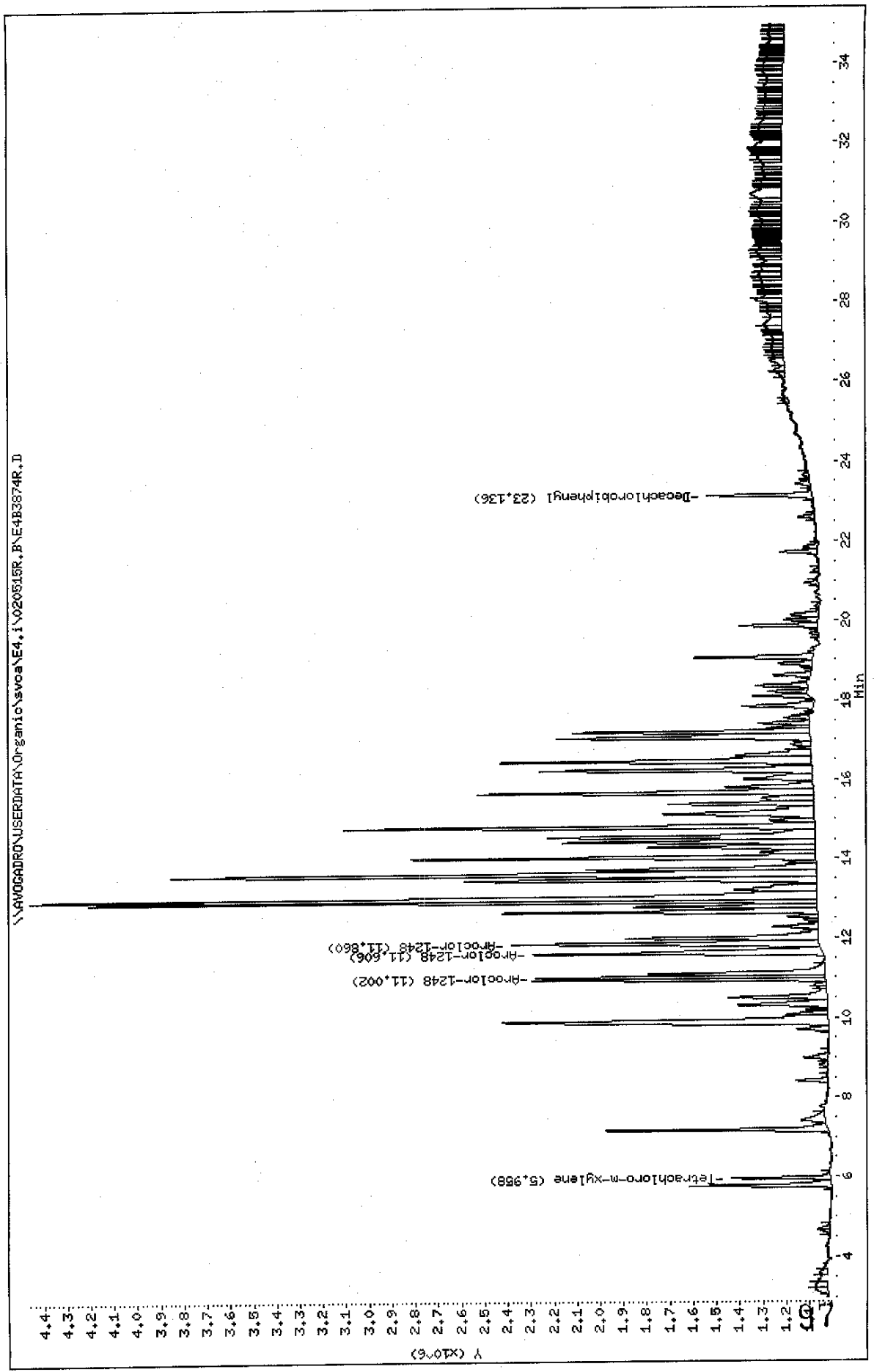
Operator: CHL

Column diameter: 0.53



Data File: \\AVOCADRO\USERDATA\Organic\svoa\E4.i\020515R.B\E4B3874R.D
 Date: 18-MAY-2002 09:43
 Client ID: B-42 0-2
 Sample Info: A0740-17,,B0514-B61,,10
 Volume Injected (uL): 1.0
 Column phase: DB-608

Instrument: E4.i
 Operator: GHL
 Column diameter: 0.53



Data File: E4B3874F.D
 Report Date: 20-May-2002 14:26

Mitkem Corporation

Sample #1 : \\AVOGADRO\USERDATA\Organic\svoa\E4.i\020515F.B\E4B3874F.D
 Sample #2 : \\AVOGADRO\USERDATA\Organic\svoa\E4.i\020515R.B\E4B3874R.D
 Inj Date : 18-MAY-2002 09:43
 Sample Info: A0740-17,,B0514-BS1,,,10
 Misc Info :
 Cal Date : 20-MAY-2002 12:33
 Operator : GML
 Inst ID : E4.i
 Dil Factor : 10.000000

Method #1 : \\AVOGADRO\USERDATA\Organic\svoa\E4.i\020515F.B\E4_PCB_F.m
 Method #2 : \\AVOGADRO\USERDATA\Organic\svoa\E4.i\020515R.B\E4_PCB_R.m
 Sub List #1 : pcb.sub
 Sub List #2 : pcb.sub
 Col #1 Phase : DB-1701
 Col #2 Phase : DB-608

Concentration Formula: $Amt * DF * Uf * Vt / (Vi * Ws * (100 - M) / 100)$

Name	Value	Description
DF	10.000	Dilution Factor
Uf	1.000	Correction factor
Vt	10000.000	Volume of final extract (uL) (1000 low, 2
Vi	1.000	Volume injected (uL)
Ws	30.400	Weight of sample extracted (g)
M	13.000	% Moisture

Compound	RT#1	RT#2	Resp#1	Resp#2	Conc#1 (ug/Kg)	Conc#2 (ug/Kg)	Target Range	Ratio
Tetrachloro-m-xylene	8.594	5.958	1100592	426258	14	14		100.00(a)
Decachlorobiphenyl	28.628	23.136	634920	451312	16	19		100.00(a)
Aroclor-1248	15.953	11.860	4916402	1326961	2400	2800	80.00- 120.00	100.00
	16.803	11.002	9946997	1251358	4000	2500	97.19- 137.19	202.32
	16.937	11.606	12022719	1250607	4500	1800	109.03- 149.03	244.54
Average of Peak Amounts =					3600	2400		

ML

QC Flag Legend

a - Target compound detected but, quantitated amount
 Below Limit Of Quantitation(BLOQ).

FORM 1
PCB ORGANICS ANALYSIS DATA SHEET

CLIENT SAMPLE NO.

B-42 2-2

Lab Name: MITKEM CORPORATION Contract:
 Lab Code: MITKEM Case No.: SAS No.: SDG No.: A0740
 Matrix: (soil/water) SOIL Lab Sample ID: A0740-18A
 Sample wt/vol: 30.2 (g/mL) G Lab File ID: E4B3849F
 % Moisture: 6 decanted: (Y/N) N Date Received: 05/14/02
 Extraction: (SepF/Cont/Sonc) SONC Date Extracted: 05/14/02
 Concentrated Extract Volume: 10000 (uL) Date Analyzed: 05/17/02
 Injection Volume: 1.0 (uL) Dilution Factor: 1.0
 GPC Cleanup: (Y/N) N pH: _____ Sulfur Cleanup: (Y/N) Y

CAS NO. COMPOUND CONCENTRATION UNITS:
(ug/L or ug/Kg) UG/KG Q

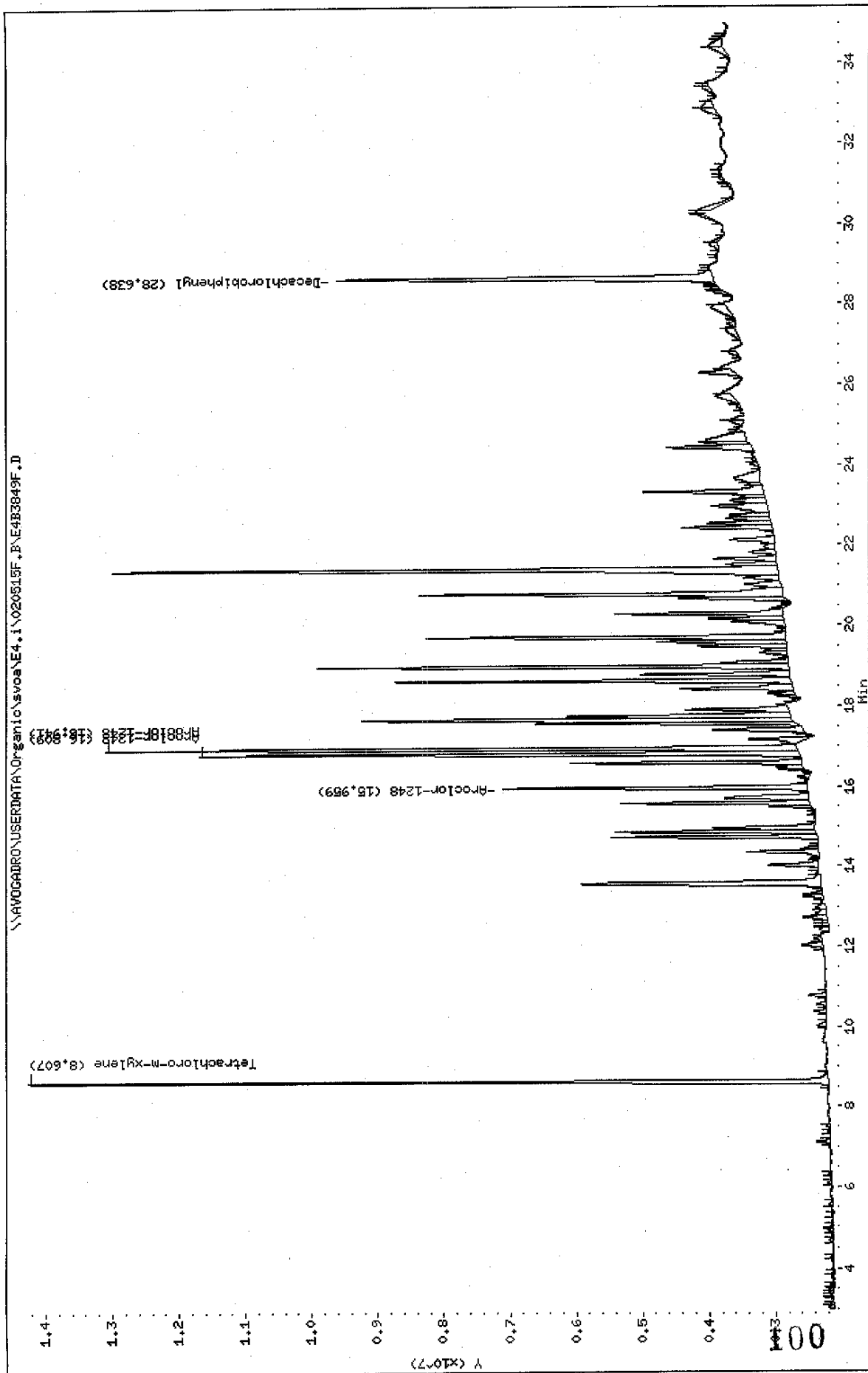
12674-11-2-----	Aroclor-1016	35	U
11104-28-2-----	Aroclor-1221	35	U
1114-16-5-----	Aroclor-1232	35	U
53469-21-9-----	Aroclor-1242	35	U
12672-29-6-----	Aroclor-1248	200	
11097-69-1-----	Aroclor-1254	35	U
11096-82-5-----	Aroclor-1260	35	U

Data File: \\AVOCADRO\USERDATA\Organic\svoa\E4.1\020515F.B\E4B3849F.D
Date: 17-MAY-2002 16:48
Client ID: B-42 2-2
Sample Info: A0740-18,,B0514-BS1,,
Volume Injected (ul): 1.0
Column phase: DB-1701

Instrument: E4.1

Operator: CHL

Column diameter: 0.53

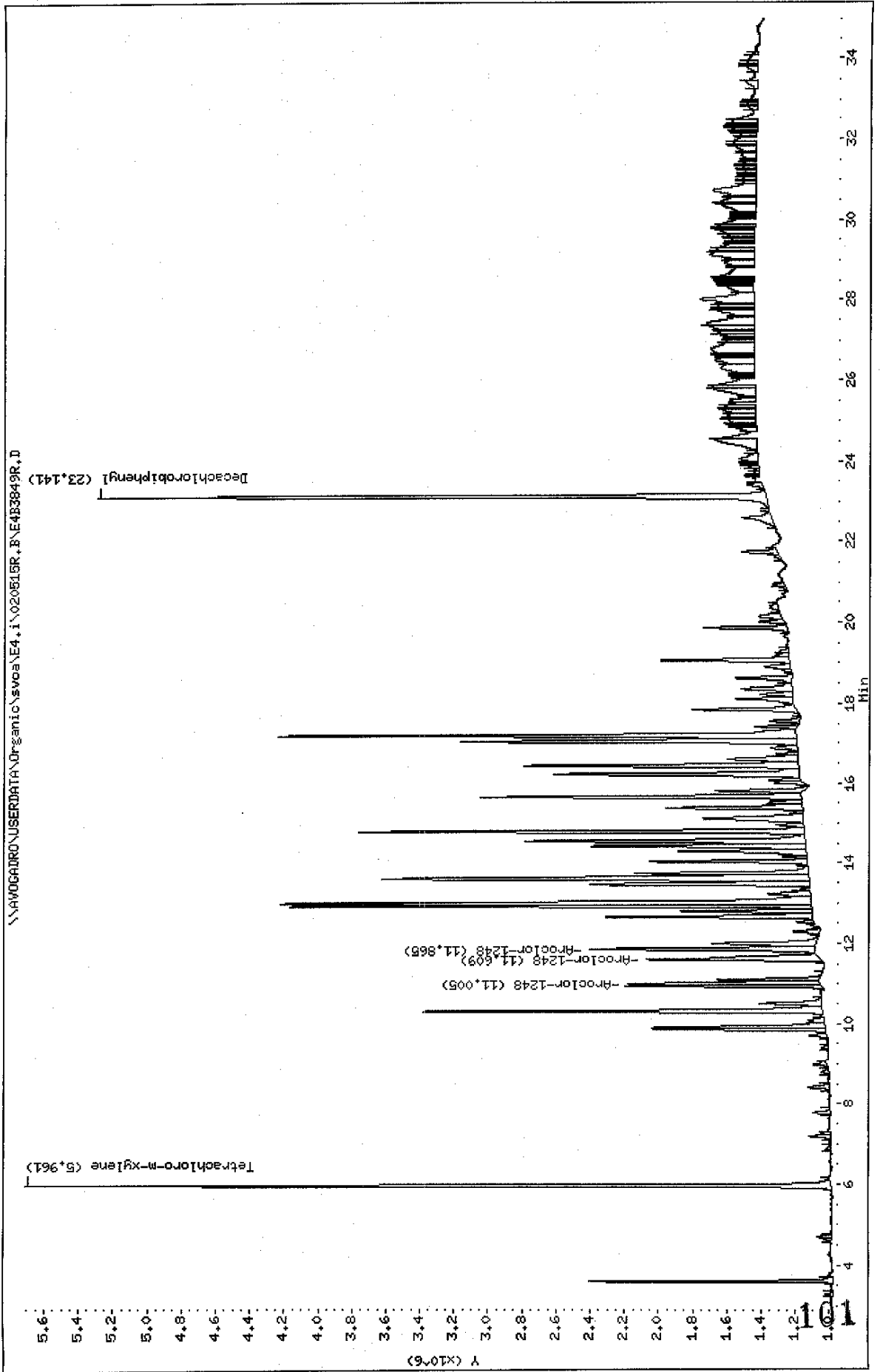


Data File: \\AVOCADRO\USERDATA\Organic\svoa\E4.1\020515R.B\E4B3849R.D
Date : 17-MAY-2002 16:48
Client ID: B-42 2-2
Sample Info: A0740-18,,B0514-BS1,,,
Volume Injected (ul): 1.0
Column phase: DB-608

Instrument: E4.i

Operator: GHL

Column diameter: 0.53



Data File: E4B3849F.D
 Report Date: 20-May-2002 14:25

Mitkem Corporation

Sample #1 : \\AVOGADRO\USERDATA\Organic\svoa\E4.i\020515F.B\E4B3849F.D
 Sample #2 : \\AVOGADRO\USERDATA\Organic\svoa\E4.i\020515R.B\E4B3849R.D
 Inj Date : 17-MAY-2002 16:48
 Sample Info: A0740-18,,B0514-BS1,,,
 Misc Info :
 Cal Date : 20-MAY-2002 12:33
 Operator : GML
 Inst ID : E4.i
 Dil Factor : 1.000000

B-42 22

Method #1 : \\AVOGADRO\USERDATA\Organic\svoa\E4.i\020515F.B\E4_PCB_F.m
 Method #2 : \\AVOGADRO\USERDATA\Organic\svoa\E4.i\020515R.B\E4_PCB_R.m
 Sub List #1 : pcb.sub
 Sub List #2 : pcb.sub
 Col #1 Phase : DB-1701
 Col #2 Phase : DB-608

Concentration Formula: $Amt * DF * Uf * Vt / (Vi * Ws * (100 - M) / 100)$

Name	Value	Description
DF	1.000	Dilution Factor
Uf	1.000	Correction factor
Vt	10000.000	Volume of final extract (uL) (1000 low, 2
Vi	1.000	Volume injected (uL)
Ws	30.200	Weight of sample extracted (g) ✓
M	6.000	% Moisture ✓

Compound	RT#1	RT#2	Resp#1	Resp#2	Conc#1 (ug/Kg)	Conc#2 (ug/Kg)	Target Range	Ratio
Tetrachloro-m-xylene	8.607	5.961	12050680	4715971	14	13		100.00
Decachlorobiphenyl	28.638	23.141	5673936	3911092	14	15		100.00
Aroclor-1248	15.959	11.865	4583631	1319374	210	260	80.00- 120.00	100.00
	16.809	11.005	9042230	1118278	340	210	97.19- 137.19	197.27
	16.941	11.609	10423502	1017536	360	130	109.03- 149.03	227.41
Average of Peak Amounts =					300	200		

5/17/02

u

FORM 1
PCB ORGANICS ANALYSIS DATA SHEET

CLIENT SAMPLE NO.

B-43 0-2

Lab Name: MITKEM CORPORATION Contract:
 Lab Code: MITKEM Case No.: SAS No.: SDG No.: A0740
 Matrix: (soil/water) SOIL Lab Sample ID: A0740-19A
 Sample wt/vol: 30.6 (g/mL) G Lab File ID: E4B3876F
 % Moisture: 14 decanted: (Y/N) N Date Received: 05/14/02
 Extraction: (SepF/Cont/Sonc) SONC Date Extracted: 05/14/02
 Concentrated Extract Volume: 10000 (uL) Date Analyzed: 05/18/02
 Injection Volume: 1.0 (uL) Dilution Factor: 10.0
 GPC Cleanup: (Y/N) N pH: _____ Sulfur Cleanup: (Y/N) Y

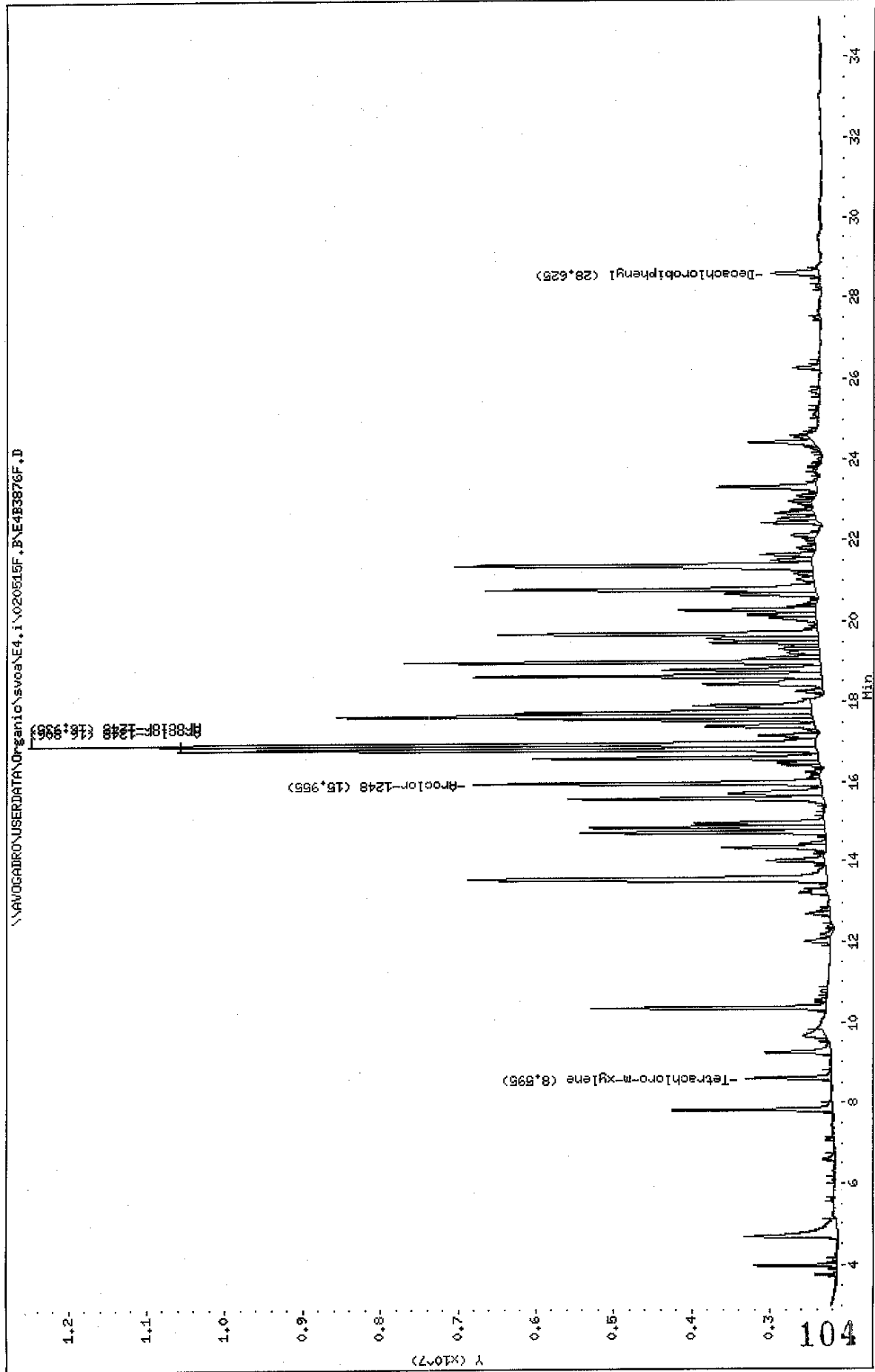
CAS NO.	COMPOUND	CONCENTRATION UNITS:	
		(ug/L or ug/Kg)	UG/KG
12674-11-2-----	Aroclor-1016	380	U
11104-28-2-----	Aroclor-1221	380	U
1114-16-5-----	Aroclor-1232	380	U
53469-21-9-----	Aroclor-1242	380	U
12672-29-6-----	Aroclor-1248	2000	P
11097-69-1-----	Aroclor-1254	380	U
11096-82-5-----	Aroclor-1260	380	U

Data File: \\AVOCADRO\USERDATA\Organic\svosa\E4.i\020515F.B\E4B3876F.D
Date: 18-MAY-2002 11:01
Client ID: B-43 0-2
Sample Info: A0740-19,,B0514-BB1,,10
Volume Injected (ul): 1.0
Column phase: DB-1701

Instrument: E4.i

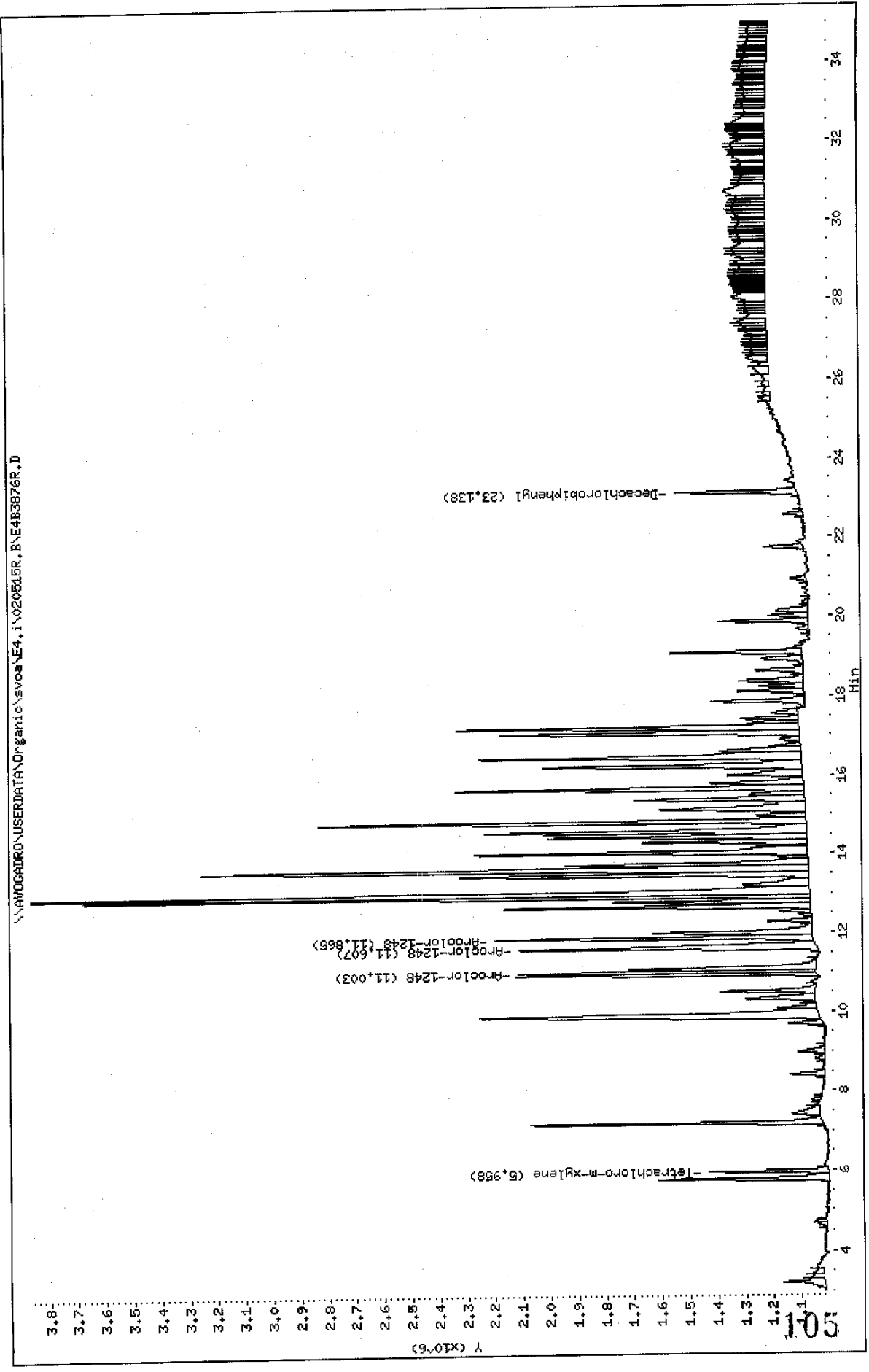
Operator: CHL

Column diameter: 0.53



Data File: \\AVOCADRON\USERDATA\Organic\svoa\E4.i\020515R.BAE4B3876R.D
 Date : 18-MAY-2002 11:01
 Client ID: B-43 0-2
 Sample Info: A0740-19,,B0514-B51,,,,10
 Volume Injected (uL): 1.0
 Column phase: DB-608

Instrument: E4.i
 Operator: GHL
 Column diameter: 0.53



Data File: E4B3876F.D
 Report Date: 20-May-2002 14:26

Mitkem Corporation

Sample #1 : \\AVOGADRO\USERDATA\Organic\svoa\E4.i\020515F.B\E4B3876F.D
 Sample #2 : \\AVOGADRO\USERDATA\Organic\svoa\E4.i\020515R.B\E4B3876R.D
 Inj Date : 18-MAY-2002 11:01
 Sample Info: A0740-19,,B0514-BS1,,10
 Misc Info :
 Cal Date : 20-MAY-2002 12:33
 Operator : GML
 Inst ID : E4.i
 Dil Factor : 10.000000

Method #1 : \\AVOGADRO\USERDATA\Organic\svoa\E4.i\020515F.B\E4_PCB_F.m
 Method #2 : \\AVOGADRO\USERDATA\Organic\svoa\E4.i\020515R.B\E4_PCB_R.m
 Sub List #1 : pcb.sub
 Sub List #2 : pcb.sub
 Col #1 Phase : DB-1701
 Col #2 Phase : DB-608

Concentration Formula: $Amt * DF * Uf * Vt / (Vi * Ws * (100 - M) / 100)$

Name	Value	Description
DF	10.000	Dilution Factor
Uf	1.000	Correction factor
Vt	10000.000	Volume of final extract (uL) (1000 low, 2
Vi	1.000	Volume injected (uL)
Ws	30.600	Weight of sample extracted (g)
M	14.000	% Moisture

Compound	RT#1	RT#2	Resp#1	Resp#2	Conc#1 (ug/Kg)	Conc#2 (ug/Kg)	Target Range	Ratio
Tetrachloro-m-xylene	8.595	5.958	1093999	432461	14	15		100.00 (a)
Decachlorobiphenyl	28.625	23.138	618565	439146	16	18		100.00 (a)
Aroclor-1248	15.955	11.865	4455210	1139705	2200	2400	80.00- 120.00	100.00
	16.806	11.003	8196202	1067544	3400	2200	97.19- 137.19	183.97
	16.935	11.607	10084592	1070825	3800	1500	109.03- 149.03	226.36
Average of Peak Amounts =					3100	2000		

QC Flag Legend

a - Target compound detected but, quantitated amount
 Below Limit Of Quantitation (BLOQ).

u

FORM 1
PCB ORGANICS ANALYSIS DATA SHEET

CLIENT SAMPLE NO.

B-43 2-2

Lab Name: MITKEM CORPORATION Contract:
 Lab Code: MITKEM Case No.: SAS No.: SDG No.: A0740
 Matrix: (soil/water) SOIL Lab Sample ID: A0740-20A
 Sample wt/vol: 30.3 (g/mL) G Lab File ID: E4B3859F
 % Moisture: 8 decanted: (Y/N) N Date Received: 05/14/02
 Extraction: (SepF/Cont/Sonc) SONC Date Extracted: 05/14/02
 Concentrated Extract Volume: 10000 (uL) Date Analyzed: 05/17/02
 Injection Volume: 1.0 (uL) Dilution Factor: 1.0
 GPC Cleanup: (Y/N) N pH: _____ Sulfur Cleanup: (Y/N) Y

CAS NO. COMPOUND CONCENTRATION UNITS:
(ug/L or ug/Kg) UG/KG Q

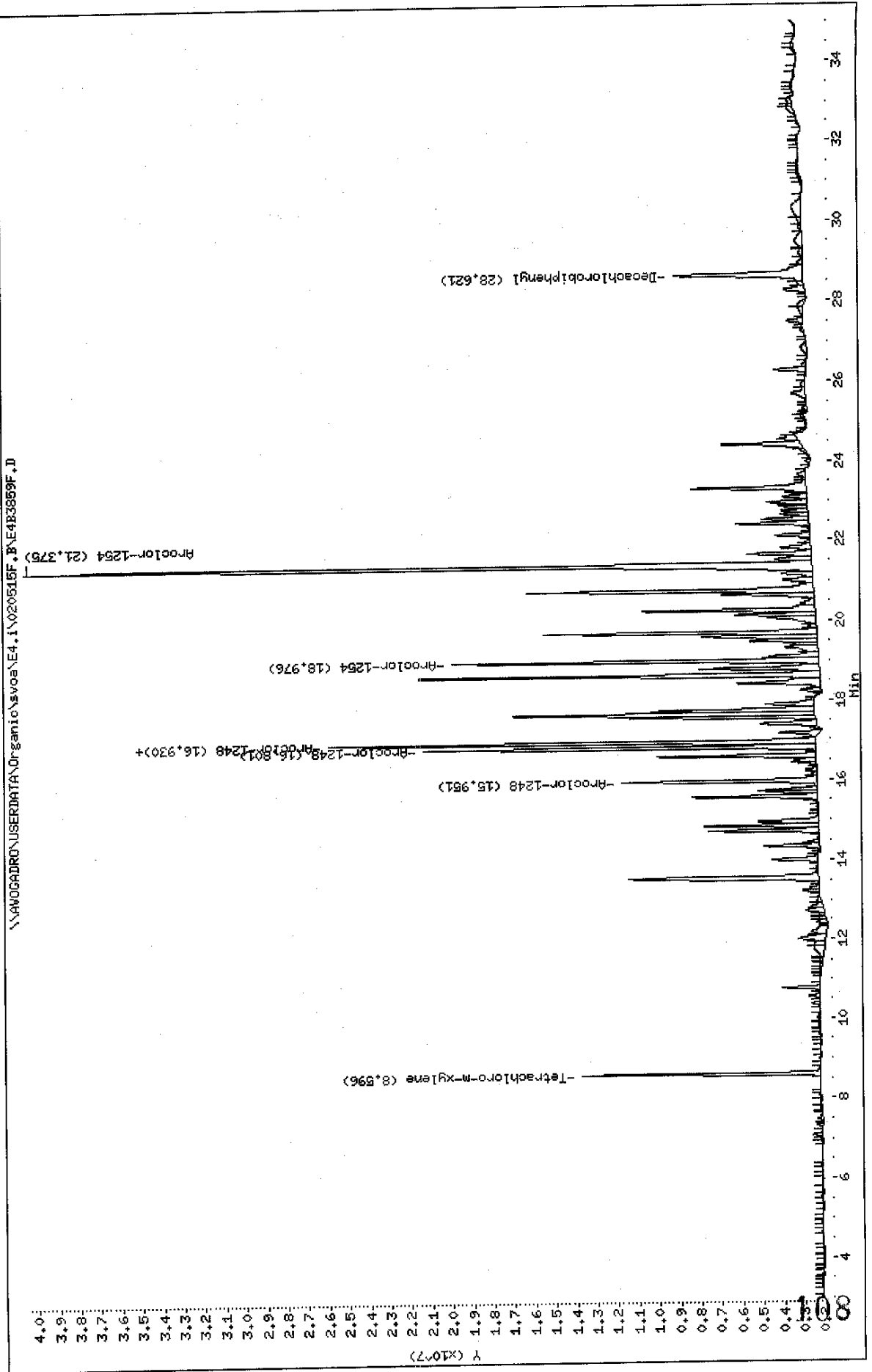
12674-11-2-----	Aroclor-1016	36	U
11104-28-2-----	Aroclor-1221	36	U
1114-16-5-----	Aroclor-1232	36	U
53469-21-9-----	Aroclor-1242	36	U
12672-29-6-----	Aroclor-1248	410	P
11097-69-1-----	Aroclor-1254	540	P
11096-82-5-----	Aroclor-1260	36	U

Data File: \\NAVOGADRON\USERDATA\Organic\svos\E4.1\020515F.BAE4B3859F.D
 Date : 17-MAY-2002 23:58
 Client ID: B-43 2-2
 Sample Info: A0740-20,,B0514-B51,,,
 Volume Injected (uL): 1.0
 Column phase: DB-1701

Instrument: E4.1

Operator: CHL

Column diameter: 0.53

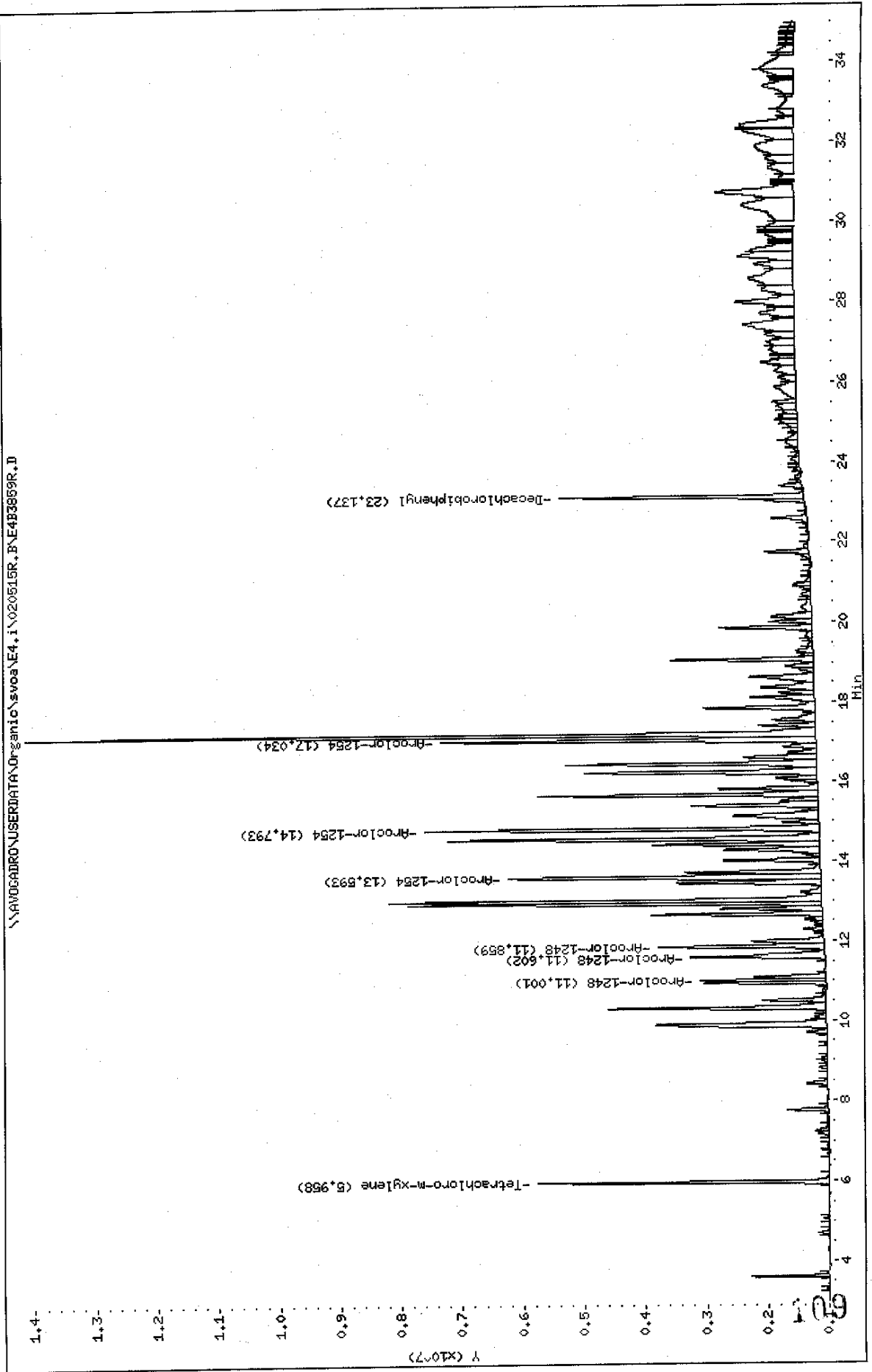


Data File: \\AVOCADRO\USERDATA\Organic\svoa\E4.i\020515R.BNE483859R.D
Date : 17-MAY-2002 23:58
Client ID: B-43 2-2
Sample Info: A0740-20,,B0514-BSL,,,
Volume Injected (uL): 1.0
Column phase: DB-608

Instrument: E4.i

Operator: GML

Column diameter: 0.53



Data File: E4B3859F.D
 Report Date: 20-May-2002 14:25

Mitkem Corporation

Sample #1 : \\AVOGADRO\USERDATA\Organic\svoa\E4.i\020515F.B\E4B3859F.D
 Sample #2 : \\AVOGADRO\USERDATA\Organic\svoa\E4.i\020515R.B\E4B3859R.D
 Inj Date : 17-MAY-2002 23:58
 Sample Info: A0740-20,,B0514-BS1,,,
 Misc Info :
 Cal Date : 20-MAY-2002 12:33
 Operator : GML
 Inst ID : E4.i
 Dil Factor : 1.000000

Method #1 : \\AVOGADRO\USERDATA\Organic\svoa\E4.i\020515F.B\E4_PCB_F.m
 Method #2 : \\AVOGADRO\USERDATA\Organic\svoa\E4.i\020515R.B\E4_PCB_R.m
 Sub List #1 : pcb.sub
 Sub List #2 : pcb.sub
 Col #1 Phase : DB-1701
 Col #2 Phase : DB-608

Concentration Formula: $Amt * DF * Uf * Vt / (Vi * Ws * (100 - M) / 100)$

Name	Value	Description
DF	1.000	Dilution Factor
Uf	1.000	Correction factor
Vt	10000.000	Volume of final extract (uL) (1000 low, 2
Vi	1.000	Volume injected (uL)
Ws	30.300	Weight of sample extracted (g)
M	8.000	% Moisture

Compound	RT#1	RT#2	Resp#1	Resp#2	Conc#1 (ug/Kg)	Conc#2 (ug/Kg)	Target Range	Ratio
Tetrachloro-m-xylene	8.596	5.958	11500911	4772575	14	13		100.00
Decachlorobiphenyl	28.621	23.137	6193372	3983781	15	15		100.00
Aroclor-1248	15.951	11.859	9444604	2702525	430	540	80.00- 120.00	100.00
	16.801	11.001	18976078	2042700	730	390	97.19- 137.19	200.92
	16.930	11.602	23575977	2203994	830	300	109.03- 149.03	249.62
			Average of Peak Amounts =		660	410		
Aroclor-1254	16.930	13.593	23575977	5108184	950	570	80.00- 120.00	100.00
	18.976	14.793	17762512	6457163	410	490	154.24- 194.24	75.34
	21.375	17.034	38064721	6145881	1200	570	112.75- 152.75	161.46
			Average of Peak Amounts =		850	540		

5/21/02

u

FORM 6
PCB INITIAL CALIBRATION DATA

Lab Name: MITKEM CORPORATION

Contract:

Lab Code: MITKEM

Case No.:

SAS No.:

SDG No.: A0740

Instrument ID: E4

Calibration Date(s): 05/16/02 05/16/02

Column: DB-1701 ID: 0.53 (mm)

Calibration Time(s): 0918 2351

LAB FILE ID: RF0.1: E4B3819F RF0.5: E4B3820F RF1: E4B3821F
RF2.5: E4B3822F RF5: E4B3823F

COMPOUND	RF0.1	RF0.5	RF1	RF2.5	RF5
Aroclor-1016	8428730.0	7597972.0	6916217.0	6593725.2	6255627.4
(2)	13949650	13982216	13375061	13838188	13740904
(3)	7086530.0	7150526.0	6885179.0	6877718.8	6853356.4
Aroclor-1221	3085710.0	2830852.0	2829164.0	2551176.0	2502750.8
(2)	2136600.0	1930088.0	1918837.0	1705478.8	1624551.0
(3)	6739100.0	6093028.0	5991207.0	5376616.4	5104000.6
Aroclor-1232			5017615.0		
(2)			2987576.0		
(3)			5531551.0		
Aroclor-1242	6496370.0	5774312.0	5515181.0	5164334.0	4797465.6
(2)	11101810	10596380	10605192	10615088	10346251
(3)	5903090.0	5489478.0	5400688.0	5307024.8	5147531.0
Aroclor-1248	8223690.0	7761284.0	7607553.0	7721517.2	7671282.2
(2)	9387310.0	9087962.0	9153980.0	9327794.8	9510303.4
(3)	10145880	9955206.0	9936806.0	10325060	10329771
Aroclor-1254	9440910.0	8735924.0	8817030.0	8750812.0	8818710.2
(2)	14848240	14819438	15496879	15810487	16325392
(3)	11188330	11195066	11593489	11858638	12204770
Aroclor-1260	14292830	13838996	13614178	14427437	14590808
(2)	20717160	21365338	21010777	22985462	22848085
(3)	13272260	12971706	12692976	13328987	13809009
Tetrachloro-m-xylene	311391000	301341600	292898850	305634860	315430190
Decachlorobiphenyl	162387500	152610000	140981700	138220960	135401630

FORM 6
PCB INITIAL CALIBRATION DATA

Lab Name: MITKEM CORPORATION

Contract:

Lab Code: MITKEM

Case No.:

SAS No.:

SDG No.: A0740

Instrument ID: E4

Calibration Date(s): 05/16/02 05/16/02

Column: DB-608

ID: 0.53 (mm)

Calibration Time(s): 0918

2351

LAB FILE ID:

RF0.1: E4B3819R

RF0.5: E4B3820R

RF1: E4B3821R

RF2.5: E4B3822R

RF5: E4B3823R

COMPOUND	RF0.1	RF0.5	RF1	RF2.5	RF5
Aroclor-1016	2986120.0	2881752.0	2668948.0	2639406.8	2564702.0
(2)	1507500.0	1524130.0	1409631.0	1364997.2	1304872.6
(3)	1800680.0	1916870.0	1822909.0	1929273.6	1983636.8
Aroclor-1221	906170.00	889948.00	939610.00	905332.80	905877.40
(2)	600180.00	611454.00	640474.00	609925.60	595579.60
(3)	2004700.0	2059050.0	2084131.0	2029870.8	2004785.0
Aroclor-1232			1843550.0		
(2)			1202328.0		
(3)			1581937.0		
Aroclor-1242	2417550.0	2272100.0	2172985.0	2160009.2	2017824.2
(2)	2640250.0	2852568.0	2970140.0	3438496.8	3258625.8
(3)	1589930.0	1545750.0	1550112.0	1637820.0	1569205.0
Aroclor-1248	1715060.0	1797296.0	1775988.0	1835488.8	1916959.6
(2)	2047630.0	1939646.0	1841800.0	1787547.2	1778522.2
(3)	2661650.0	2651336.0	2642294.0	2654426.0	2749353.8
Aroclor-1254	2949600.0	3136696.0	3260199.0	3327139.6	3466649.4
(2)	3700290.0	4397212.0	4821939.0	5249915.2	5642550.6
(3)	3125280.0	3551454.0	3881060.0	4213324.0	4527418.0
Aroclor-1260	4661070.0	4911824.0	4800614.0	5269358.8	5573316.8
(2)	4337460.0	4889318.0	4909784.0	5664446.0	6105268.6
(3)	6476410.0	7199466.0	7111549.0	8188086.8	8705218.8
Tetrachloro-m-xylene	405294500	397315400	378484200	389467780	381172400
Decachlorobiphenyl	419186000	420894200	386248300	377820380	367065340

FORM 6
PCB INITIAL CALIBRATION DATA

Lab Name: MITKEM CORPORATION

Contract:

Lab Code: MITKEM

Case No.:

SAS No.:

SDG No.: A0740

Instrument ID: E4

Calibration Date(s): 05/16/02

05/16/02

Column: DB-1701 ID: 0.53 (mm)

Calibration Time(s): 0918

2351

LAB FILE ID:
RT4: E4B3822F

RT1: E4B3819F
RT5: E4B3823F

RT2: E4B3820F

RT3: E4B3821F

COMPOUND	RT1	RT2	RT3	RT4	RT5
=====	=====	=====	=====	=====	=====
Aroclor-1016	12.000	12.000	12.000	12.000	12.000
(2)	13.570	13.570	13.560	13.560	13.560
(3)	14.010	14.010	14.010	14.010	14.000
Aroclor-1221	9.830	9.830	9.830	9.820	9.820
(2)	10.340	10.340	10.340	10.340	10.340
(3)	10.550	10.550	10.550	10.550	10.550
Aroclor-1232			10.550		
(2)			12.010		
(3)			13.570		
Aroclor-1242	12.010	12.000	12.000	12.030	12.010
(2)	13.570	13.560	13.560	13.590	13.570
(3)	14.010	14.010	14.010	14.030	14.010
Aroclor-1248	15.960	15.960	15.960	15.960	15.960
(2)	16.820	16.810	16.810	16.810	16.810
(3)	16.950	16.940	16.940	16.940	16.940
Aroclor-1254	16.930	16.930	16.930	16.920	16.920
(2)	18.990	18.990	18.980	18.980	18.980
(3)	21.360	21.360	21.360	21.360	21.350
Aroclor-1260	21.350	21.350	21.350	21.350	21.350
(2)	23.330	23.320	23.320	23.320	23.320
(3)	24.430	24.430	24.430	24.420	24.420
=====	=====	=====	=====	=====	=====
Tetrachloro-m-xylene	8.590	8.590	8.600	8.590	8.590
Decachlorobiphenyl	28.630	28.630	28.630	28.630	28.620

FORM 6
PCB INITIAL CALIBRATION DATA

Lab Name: MITKEM CORPORATION

Contract:

Lab Code: MITKEM Case No.:

SAS No.:

SDG No.: A0740

Instrument ID: E4

Calibration Date(s): 05/16/02 05/16/02

Column: DB-1701 ID: 0.53 (mm)

Calibration Time(s): 0918 2351

COMPOUND	MEAN RT	RT WINDOW	
		FROM	TO
=====	=====	=====	=====
Aroclor-1016	12.000	11.930	12.070
(2)	13.564	13.492	13.632
(3)	14.008	13.935	14.075
Aroclor-1221	9.826	9.751	9.891
(2)	10.340	10.266	10.406
(3)	10.550	10.477	10.617
Aroclor-1232	10.550	10.480	10.620
(2)	12.010	11.937	12.077
(3)	13.570	13.499	13.639
Aroclor-1242	12.010	11.940	12.080
(2)	13.570	13.500	13.640
(3)	14.014	13.944	14.084
Aroclor-1248	15.960	15.890	16.030
(2)	16.812	16.739	16.879
(3)	16.942	16.869	17.009
Aroclor-1254	16.926	16.852	16.992
(2)	18.984	18.906	19.046
(3)	21.358	21.282	21.422
Aroclor-1260	21.350	21.277	21.417
(2)	23.322	23.248	23.388
(3)	24.426	24.353	24.493
=====	=====	=====	=====
Tetrachloro-m-xylene	8.592	8.544	8.644
Decachlorobiphenyl	28.628	28.525	28.725

FORM 6
PCB INITIAL CALIBRATION DATA

Lab Name: MITKEM CORPORATION

Contract:

Lab Code: MITKEM

Case No.:

SAS No.:

SDG No.: A0740

Instrument ID: E4

Calibration Date(s): 05/16/02

05/16/02

Column: DB-608

ID: 0.53 (mm)

Calibration Time(s): 0918

2351

LAB FILE ID:
RT4: E4B3822R

RT1: E4B3819R
RT5: E4B3823R

RT2: E4B3820R

RT3: E4B3821R

COMPOUND	RT1	RT2	RT3	RT4	RT5
Aroclor-1016	8.420	8.410	8.410	8.410	8.410
(2)	9.040	9.040	9.040	9.030	9.030
(3)	11.610	11.610	11.610	11.610	11.610
Aroclor-1221	6.660	6.660	6.660	6.660	6.650
(2)	7.130	7.130	7.130	7.130	7.120
(3)	7.260	7.260	7.250	7.250	7.250
Aroclor-1232			7.250		
(2)			8.410		
(3)			9.910		
Aroclor-1242	8.420	8.410	8.410	8.410	8.420
(2)	9.910	9.910	9.900	9.900	9.910
(3)	11.610	11.610	11.610	11.610	11.610
Aroclor-1248	11.880	11.880	11.870	11.870	11.870
(2)	11.010	11.010	11.010	11.010	11.000
(3)	11.620	11.610	11.610	11.610	11.610
Aroclor-1254	13.640	13.640	13.630	13.630	13.620
(2)	14.820	14.810	14.810	14.800	14.800
(3)	17.070	17.060	17.050	17.040	17.040
Aroclor-1260	16.240	16.240	16.240	16.230	16.230
(2)	17.060	17.050	17.040	17.040	17.030
(3)	19.090	19.080	19.070	19.070	19.070
Tetrachloro-m-xylene	5.960	5.960	5.960	5.960	5.960
Decachlorobiphenyl	23.150	23.140	23.140	23.140	23.140

FORM 8
PCB ANALYTICAL SEQUENCE

Lab Name: MITKEM CORPORATION

Contract:

Lab Code: MITKEM

Case No.:

SAS No.:

SDG No.: A0740

GC Column: DB-1701

ID: 0.53

(mm)

Init. Calib. Date(s): 05/16/02 05/16/02

Instrument ID: E4

THE ANALYTICAL SEQUENCE OF PERFORMANCE EVALUATION MIXTURES, BLANKS,
SAMPLES, AND STANDARDS IS GIVEN BELOW:

MEAN SURROGATE RT FROM INITIAL CALIBRATION						
			TCX: 8.59	DCB: 28.62		
CLIENT SAMPLE NO.	LAB SAMPLE ID	DATE ANALYZED	TIME ANALYZED	TCX RT #	DCB RT #	
=====						
01	AR1232AL3	AR1232AL3	05/16/02	0918	8.60	28.63
02	AR1242AL1	AR1242AL1	05/16/02	0957	8.60	28.64
03	AR1242AL2	AR1242AL2	05/16/02	1036	8.60	28.63
04	AR1242AL3	AR1242AL3	05/16/02	1115	8.60	28.63
05	AR1242AL4	AR1242AL4	05/16/02	1326	8.62	28.65
06	AR1242AL5	AR1242AL5	05/16/02	1405	8.60	28.65
07	AR1248AL1	AR1248AL1	05/16/02	1444	8.60	28.64
08	AR1248AL2	AR1248AL2	05/16/02	1523	8.60	28.64
09	AR1248AL3	AR1248AL3	05/16/02	1602	8.60	28.64
10	AR1248AL4	AR1248AL4	05/16/02	1641	8.60	28.64
11	AR1248AL5	AR1248AL5	05/16/02	1720	8.60	28.64
12	AR2154AL1	AR2154AL1	05/16/02	1759	8.60	28.64
13	AR2154AL2	AR2154AL2	05/16/02	1838	8.60	28.64
14	AR2154AL3	AR2154AL3	05/16/02	1917	8.60	28.63
15	AR2154AL4	AR2154AL4	05/16/02	1957	8.60	28.63
16	AR2154AL5	AR2154AL5	05/16/02	2036	8.60	28.63
17	AR1660AL1	AR1660AL1	05/16/02	2115	8.59	28.63
18	AR1660AL2	AR1660AL2	05/16/02	2154	8.59	28.63
19	AR1660AL3	AR1660AL3	05/16/02	2233	8.60	28.63
20	AR1660AL4	AR1660AL4	05/16/02	2312	8.59	28.63
21	AR1660AL5	AR1660AL5	05/16/02	2351	8.59	28.62
22	B-34 0-2	A0740-01A	05/17/02	0148	8.59	28.62
23	B-34 2-2	A0740-02A	05/17/02	0227	8.60	28.63
24	B-35 0-2	A0740-03A	05/17/02	0306	8.60	28.62
25	B-35 2-2	A0740-04A	05/17/02	0345	8.60	28.62
26	B-36 0-2	A0740-05A	05/17/02	0424	8.59	28.62
27	B-36 2-2	A0740-06A	05/17/02	0503	8.60	28.62
28	B-37 0-2	A0740-07A	05/17/02	0542	8.59	28.62
29	B-37 2-2	A0740-08A	05/17/02	0621	8.60	28.62
30	B-38 0-2	A0740-09A	05/17/02	0700	8.60	28.62
31	B-38 2-2	A0740-10A	05/17/02	0739	8.60	28.63
32	AR1248A1	AR1248A1	05/17/02	0936	8.60	28.63

QC LIMITS

TCX = Tetrachloro-m-xylene (+/- 0.05 MINUTES)
DCB = Decachlorobiphenyl (+/- 0.10 MINUTES)

Column used to flag retention time values with an asterisk.

* Values outside of QC limits.

FORM 8
PCB ANALYTICAL SEQUENCE

Lab Name: MITKEM CORPORATION

Contract:

Lab Code: MITKEM

Case No.:

SAS No.:

SDG No.: A0740

GC Column: DB-1701

ID: 0.53

(mm) Init. Calib. Date(s): 05/16/02 05/16/02

Instrument ID: E4

THE ANALYTICAL SEQUENCE OF PERFORMANCE EVALUATION MIXTURES, BLANKS,
SAMPLES, AND STANDARDS IS GIVEN BELOW:

MEAN SURROGATE RT FROM INITIAL CALIBRATION						
TCX: 8.59			DCB: 28.62			
CLIENT SAMPLE NO.	LAB SAMPLE ID	DATE ANALYZED	TIME ANALYZED	TCX RT #	DCB RT #	
01	AR1254A1	AR1254A1	05/17/02	1016	8.60	28.63
02	AR1660A1	AR1660A1	05/17/02	1054	8.60	28.64
03	B-39 2-2	A0740-12A	05/17/02	1252	8.60	28.63
04	B-41 2-2	A0740-16A	05/17/02	1528	8.60	28.63
05	B-42 2-2	A0740-18A	05/17/02	1648	8.61	28.64
06	BBLK1A	B0514-BS1	05/17/02	1807	8.60	28.63
07	B1ALCS	B0514-LS1	05/17/02	1846	8.60	28.64
08	AR1248A2	AR1248A2	05/17/02	2043	8.60	28.63
09	AR1254A2	AR1254A2	05/17/02	2122	8.59	28.63
10	AR1660A2	AR1660A2	05/17/02	2201	8.60	28.63
11	B-43 2-2	A0740-20A	05/17/02	2358	8.60	28.62
12	B-42 2-2MS	A0740-18AMS	05/18/02	0037	8.59	28.62
13	B-42 2-2MSD	A0740-18AMSD	05/18/02	0116	8.60	28.63
14	B-39 2-2MS	A0740-12AMS	05/18/02	0155	8.60	28.62
15	B-39 2-2MSD	A0740-12AMSD	05/18/02	0234	8.59	28.62
16	B-39 0-2	A0740-11A	05/18/02	0313	8.60	28.62
17	B-40 0-2	A0740-13A	05/18/02	0352	8.59	28.62
18	B-40 2-2	A0740-14A	05/18/02	0431	8.59	28.62
19	B-41 0-2	A0740-15A	05/18/02	0510	8.59	28.63
20	AR1248A3	AR1248A3	05/18/02	0707	8.59	28.63
21	AR1254A3	AR1254A3	05/18/02	0746	8.59	28.62
22	AR1660A3	AR1660A3	05/18/02	0825	8.60	28.63
23	B-42 0-2	A0740-17A	05/18/02	0943	8.59	28.63
24	B-43 0-2	A0740-19A	05/18/02	1101	8.60	28.63
25	AR1248A4	AR1248A4	05/18/02	1338	8.60	28.63
26	AR2154A4	AR2154A4	05/18/02	1417	8.60	28.63
27	AR1660A4	AR1660A4	05/18/02	1456	8.60	28.63
28						
29						
30						
31						
32						

TCX = Tetrachloro-m-xylene (+/- 0.05 MINUTES)
DCB = Decachlorobiphenyl (+/- 0.10 MINUTES)

Column used to flag retention time values with an asterisk.
* Values outside of QC limits.

FORM 8
PCB ANALYTICAL SEQUENCE

Lab Name: MITKEM CORPORATION

Contract:

Lab Code: MITKEM

Case No.:

SAS No.:

SDG No.: A0740

GC Column: DB-608

ID: 0.53

(mm)

Init. Calib. Date(s): 05/16/02 05/16/02

Instrument ID: E4

THE ANALYTICAL SEQUENCE OF PERFORMANCE EVALUATION MIXTURES, BLANKS,
SAMPLES, AND STANDARDS IS GIVEN BELOW:

MEAN SURROGATE RT FROM INITIAL CALIBRATION						
TCX: 5.96			DCB: 23.14			
CLIENT SAMPLE NO.	LAB SAMPLE ID	DATE ANALYZED	TIME ANALYZED	TCX RT #	DCB RT #	
01	AR1232AL3	AR1232AL3	05/16/02	0918	5.96	23.15
02	AR1242AL1	AR1242AL1	05/16/02	0957	5.96	23.15
03	AR1242AL2	AR1242AL2	05/16/02	1036	5.96	23.15
04	AR1242AL3	AR1242AL3	05/16/02	1115	5.96	23.15
05	AR1242AL4	AR1242AL4	05/16/02	1326	5.96	23.15
06	AR1242AL5	AR1242AL5	05/16/02	1405	5.96	23.15
07	AR1248AL1	AR1248AL1	05/16/02	1444	5.96	23.15
08	AR1248AL2	AR1248AL2	05/16/02	1523	5.96	23.15
09	AR1248AL3	AR1248AL3	05/16/02	1602	5.96	23.15
10	AR1248AL4	AR1248AL4	05/16/02	1641	5.96	23.15
11	AR1248AL5	AR1248AL5	05/16/02	1720	5.96	23.15
12	AR2154AL1	AR2154AL1	05/16/02	1759	5.96	23.15
13	AR2154AL2	AR2154AL2	05/16/02	1838	5.96	23.15
14	AR2154AL3	AR2154AL3	05/16/02	1917	5.96	23.15
15	AR2154AL4	AR2154AL4	05/16/02	1957	5.96	23.15
16	AR2154AL5	AR2154AL5	05/16/02	2036	5.96	23.14
17	AR1660AL1	AR1660AL1	05/16/02	2115	5.96	23.15
18	AR1660AL2	AR1660AL2	05/16/02	2154	5.96	23.14
19	AR1660AL3	AR1660AL3	05/16/02	2233	5.96	23.14
20	AR1660AL4	AR1660AL4	05/16/02	2312	5.96	23.14
21	AR1660AL5	AR1660AL5	05/16/02	2351	5.96	23.14
22	B-34 0-2	A0740-01A	05/17/02	0148	5.96	23.14
23	B-34 2-2	A0740-02A	05/17/02	0227	5.96	23.14
24	B-35 0-2	A0740-03A	05/17/02	0306	5.96	23.14
25	B-35 2-2	A0740-04A	05/17/02	0345	5.96	23.14
26	B-36 0-2	A0740-05A	05/17/02	0424	5.96	23.14
27	B-36 2-2	A0740-06A	05/17/02	0503	5.96	23.13
28	B-37 0-2	A0740-07A	05/17/02	0542	5.96	23.14
29	B-37 2-2	A0740-08A	05/17/02	0621	5.96	23.14
30	B-38 0-2	A0740-09A	05/17/02	0700	5.96	23.14
31	B-38 2-2	A0740-10A	05/17/02	0739	5.96	23.14
32	AR1248A1	AR1248A1	05/17/02	0936	5.96	23.15

QC LIMITS

TCX = Tetrachloro-m-xylene (+/- 0.05 MINUTES)
DCB = Decachlorobiphenyl (+/- 0.10 MINUTES)

Column used to flag retention time values with an asterisk.
* Values outside of QC limits.

FORM 8
PCB ANALYTICAL SEQUENCE

Lab Name: MITKEM CORPORATION

Contract:

Lab Code: MITKEM

Case No.:

SAS No.:

SDG No.: A0740

GC Column: DB-608

ID: 0.53

(mm) Init. Calib. Date(s): 05/16/02 05/16/02

Instrument ID: E4

THE ANALYTICAL SEQUENCE OF PERFORMANCE EVALUATION MIXTURES, BLANKS,
SAMPLES, AND STANDARDS IS GIVEN BELOW:

MEAN SURROGATE RT FROM INITIAL CALIBRATION						
			TCX: 5.96		DCB: 23.14	
CLIENT	LAB	DATE	TIME	TCX	DCB	
SAMPLE NO.	SAMPLE ID	ANALYZED	ANALYZED	RT	RT	#
=====						
01	AR1254A1	AR1254A1	05/17/02	1016	5.96	23.15
02	AR1660A1	AR1660A1	05/17/02	1054	5.96	23.15
03	B-39 2-2	A0740-12A	05/17/02	1252	5.96	23.14
04	B-41 2-2	A0740-16A	05/17/02	1528	5.96	23.14
05	B-42 2-2	A0740-18A	05/17/02	1648	5.96	23.14
06	BBLK1A	B0514-BS1	05/17/02	1807	5.96	23.14
07	BIALCS	B0514-LS1	05/17/02	1846	5.96	23.14
08	AR1248A2	AR1248A2	05/17/02	2043	5.96	23.14
09	AR1254A2	AR1254A2	05/17/02	2122	5.96	23.14
10	AR1660A2	AR1660A2	05/17/02	2201	5.96	23.14
11	B-43 2-2	A0740-20A	05/17/02	2358	5.96	23.14
12	B-42 2-2MS	A0740-18AMS	05/18/02	0037	5.96	23.13
13	B-42 2-2MSD	A0740-18AMSD	05/18/02	0116	5.96	23.14
14	B-39 2-2MS	A0740-12AMS	05/18/02	0155	5.96	23.14
15	B-39 2-2MSD	A0740-12AMSD	05/18/02	0234	5.96	23.13
16	B-39 0-2	A0740-11A	05/18/02	0313	5.96	23.14
17	B-40 0-2	A0740-13A	05/18/02	0352	5.96	23.13
18	B-40 2-2	A0740-14A	05/18/02	0431	5.96	23.13
19	B-41 0-2	A0740-15A	05/18/02	0510	5.96	23.14
20	AR1248A3	AR1248A3	05/18/02	0707	5.96	23.14
21	AR1254A3	AR1254A3	05/18/02	0746	5.96	23.14
22	AR1660A3	AR1660A3	05/18/02	0825	5.96	23.14
23	B-42 0-2	A0740-17A	05/18/02	0943	5.96	23.14
24	B-43 0-2	A0740-19A	05/18/02	1101	5.96	23.14
25	AR1248A4	AR1248A4	05/18/02	1338	5.96	23.14
26	AR2154A4	AR2154A4	05/18/02	1417	5.96	23.14
27	AR1660A4	AR1660A4	05/18/02	1456	5.96	23.14
28						
29						
30						
31						
32						

QC LIMITS

TCX = Tetrachloro-m-xylene (+/- 0.05 MINUTES)
DCB = Decachlorobiphenyl (+/- 0.10 MINUTES)

Column used to flag retention time values with an asterisk.

* Values outside of QC limits.

FORM 10
 PCB IDENTIFICATION SUMMARY
 FOR MULTICOMPONENT ANALYTES

CLIENT SAMPLE NO.

B-34 0-2

Lab Name: MITKEM CORPORATION

Contract:

Lab Code: MITKEM Case No.:

SAS No.:

SDG No.: A0740

Lab Sample ID: A0740-01A

Date(s) Analyzed: 05/17/02 05/17/02

Instrument ID (1): E4

Instrument ID (2): E4

GC Column(1): DB-1701

ID: 0.53 (mm)

GC Column(2): DB-608

ID: 0.53 (mm)

ANALYTE	PEAK	RT	RT WINDOW		CONCENTRATION	MEAN CONCENTRATION	%D
			FROM	TO			
Aroclor-1248	1	15.95	15.89	16.03	8000	9900	
	2	16.80	16.74	16.88	10000		
	3	16.94	16.87	17.01	12000		
	4						
	5						
COLUMN 1	1	11.86	11.80	11.94	8800	7800	23.7
	2	11.00	10.93	11.07	7900		
	3	11.61	11.54	11.68	6700		
	4						
	5						
COLUMN 2	1						
	2						
	3						
	4						
	5						
COLUMN 1	1						
	2						
	3						
	4						
	5						
COLUMN 2	1						
	2						
	3						
	4						
	5						

At least 3 peaks are required for identification of multicomponent analytes.

FORM 10
 PCB IDENTIFICATION SUMMARY
 FOR MULTICOMPONENT ANALYTES

CLIENT SAMPLE NO.

B-34 2-2

Lab Name: MITKEM CORPORATION

Contract:

Lab Code: MITKEM

Case No.:

SAS No.:

SDG No.: A0740

Lab Sample ID: A0740-02A

Date(s) Analyzed: 05/17/02 05/17/02

Instrument ID (1): E4

Instrument ID (2): E4

GC Column(1): DB-1701

ID: 0.53 (mm)

GC Column(2): DB-608

ID: 0.53 (mm)

ANALYTE	PEAK	RT	RT WINDOW		CONCENTRATION	MEAN CONCENTRATION	%D
			FROM	TO			
Aroclor-1248	1	15.95	15.89	16.03	1500	1800	
	2	16.80	16.74	16.88	1900		
	3	16.93	16.87	17.01	1900		
COLUMN 1	4						
	5						
	1	11.86	11.80	11.94	1700		
	2	11.00	10.93	11.07	1500		
	3	11.61	11.54	11.68	1300		
COLUMN 2	4						
	5						
						1500	18.2
COLUMN 1	1						
	2						
	3						
	4						
	5						
COLUMN 2	1						
	2						
	3						
	4						
	5						
COLUMN 1	1						
	2						
	3						
	4						
	5						
COLUMN 2	1						
	2						
	3						
	4						
	5						

At least 3 peaks are required for identification of multicomponent analytes.

FORM 10
PCB IDENTIFICATION SUMMARY
FOR MULTICOMPONENT ANALYTES

CLIENT SAMPLE NO.

B-35 0-2

Lab Name: MITKEM CORPORATION

Contract:

Lab Code: MITKEM

Case No.:

SAS No.:

SDG No.: A0740

Lab Sample ID: A0740-03A

Date(s) Analyzed: 05/17/02 05/17/02

Instrument ID (1): E4

Instrument ID (2): E4

GC Column(1): DB-1701

ID: 0.53 (mm)

GC Column(2): DB-608

ID: 0.53 (mm)

ANALYTE	PEAK	RT	RT WINDOW		CONCENTRATION	MEAN CONCENTRATION	%D
			FROM	TO			
Aroclor-1248	1	15.95	15.89	16.03	5000	6500	
	2	16.80	16.74	16.88	6600		
	3	16.93	16.87	17.01	7800		
COLUMN 1	4						
	5						
COLUMN 2	1	11.86	11.80	11.94	5300	4600	34.2
	2	11.00	10.93	11.07	4600		
	3	11.61	11.54	11.68	3800		
	4						
	5						
COLUMN 1	1						
	2						
	3						
	4						
	5						
COLUMN 2	1						
	2						
	3						
	4						
	5						
COLUMN 1	1						
	2						
	3						
	4						
	5						
COLUMN 2	1						
	2						
	3						
	4						
	5						

At least 3 peaks are required for identification of multicomponent analytes.

FORM 10
 PCB IDENTIFICATION SUMMARY
 FOR MULTICOMPONENT ANALYTES

CLIENT SAMPLE NO.

B-35 2-2

Lab Name: MITKEM CORPORATION

Contract:

Lab Code: MITKEM

Case No.:

SAS No.:

SDG No.: A0740

Lab Sample ID: A0740-04A

Date(s) Analyzed: 05/17/02 05/17/02

Instrument ID (1): E4

Instrument ID (2): E4

GC Column(1): DB-1701

ID: 0.53 (mm)

GC Column(2): DB-608

ID: 0.53 (mm)

ANALYTE	PEAK	RT	RT WINDOW		CONCENTRATION	MEAN CONCENTRATION	%D	
			FROM	TO				
Aroclor-1248	1	15.95	15.89	16.03	830	1300		
	2	16.80	16.74	16.88	1300			
	3	16.92	16.87	17.01	1800			
COLUMN 1	4							
	5							
	1	11.86	11.80	11.94	1000			
	2	10.94	10.93	11.07	1800			
	3	11.60	11.54	11.68	830			
COLUMN 2	4							
	5							
							1200	8.0
COLUMN 1	1							
	2							
	3							
	4							
	5							
COLUMN 2	1							
	2							
	3							
	4							
	5							
COLUMN 1	1							
	2							
	3							
	4							
	5							
COLUMN 2	1							
	2							
	3							
	4							
	5							

At least 3 peaks are required for identification of multicomponent analytes.

FORM 10
 PCB IDENTIFICATION SUMMARY
 FOR MULTICOMPONENT ANALYTES

CLIENT SAMPLE NO.

B-36 0-2

Lab Name: MITKEM CORPORATION

Contract:

Lab Code: MITKEM

Case No.:

SAS No.:

SDG No.: A0740

Lab Sample ID: A0740-05A

Date(s) Analyzed: 05/17/02 05/17/02

Instrument ID (1): E4

Instrument ID (2): E4

GC Column(1): DB-1701

ID: 0.53 (mm)

GC Column(2): DB-608

ID: 0.53 (mm)

ANALYTE	PEAK	RT	RT WINDOW		CONCENTRATION	MEAN CONCENTRATION	%D
			FROM	TO			
Aroclor-1248	1	15.95	15.89	16.03	2000	2600	
	2	16.80	16.74	16.88	2500		
	3	16.93	16.87	17.01	3100		
COLUMN 1	4						
	5						
COLUMN 2	1	11.86	11.80	11.94	2200	2000	26.1
	2	11.00	10.93	11.07	2000		
	3	11.60	11.54	11.68	1700		
COLUMN 2	4						
	5						
COLUMN 1	1						
	2						
	3						
	4						
	5						
COLUMN 2	1						
	2						
	3						
	4						
	5						
COLUMN 1	1						
	2						
	3						
	4						
	5						
COLUMN 2	1						
	2						
	3						
	4						
	5						

At least 3 peaks are required for identification of multicomponent analytes.

FORM 10
 PCB IDENTIFICATION SUMMARY
 FOR MULTICOMPONENT ANALYTES

CLIENT SAMPLE NO.

B-36 2-2

Lab Name: MITKEM CORPORATION

Contract:

Lab Code: MITKEM Case No.:

SAS No.:

SDG No.: A0740

Lab Sample ID: A0740-06A

Date(s) Analyzed: 05/17/02 05/17/02

Instrument ID (1): E4

Instrument ID (2): E4

GC Column(1): DB-1701

ID: 0.53(mm)

GC Column(2): DB-608

ID: 0.53(mm)

ANALYTE	PEAK	RT	RT WINDOW		CONCENTRATION	MEAN CONCENTRATION	%D
			FROM	TO			
Aroclor-1248	1	15.95	15.89	16.03	1600	2000	
	2	16.80	16.74	16.88	2000		
	3	16.93	16.87	17.01	2400		
COLUMN 1	4						
	5						
	1	11.86	11.80	11.94	1900		
	2	11.00	10.93	11.07	1400		
	3	11.60	11.54	11.68	1100		
COLUMN 2	4						
	5						
						1500	28.6
COLUMN 1	1						
	2						
	3						
	4						
	5						
COLUMN 2	1						
	2						
	3						
	4						
	5						
COLUMN 1	1						
	2						
	3						
	4						
	5						
COLUMN 2	1						
	2						
	3						
	4						
	5						

At least 3 peaks are required for identification of multicomponent analytes.

FORM 10
PCB IDENTIFICATION SUMMARY
FOR MULTICOMPONENT ANALYTES

CLIENT SAMPLE NO.

B-37 0-2

Lab Name: MITKEM CORPORATION

Contract:

Lab Code: MITKEM

Case No.:

SAS No.:

SDG No.: A0740

Lab Sample ID: A0740-07A

Date(s) Analyzed: 05/17/02 05/17/02

Instrument ID (1): E4

Instrument ID (2): E4

GC Column(1): DB-1701

ID: 0.53 (mm)

GC Column(2): DB-608

ID: 0.53 (mm)

ANALYTE	PEAK	RT	RT WINDOW		CONCENTRATION	MEAN CONCENTRATION	%D
			FROM	TO			
Aroclor-1248	1	15.95	15.89	16.03	5800	8200	
	2	16.80	16.74	16.88	8900		
	3	16.93	16.87	17.01	9900		
COLUMN 1	4						
	5						
COLUMN 2	1	11.86	11.80	11.94	6400	4900	50.4
	2	11.00	10.93	11.07	4900		
	3	11.61	11.54	11.68	3500		
	4						
	5						
COLUMN 1	1						
	2						
	3						
	4						
	5						
COLUMN 2	1						
	2						
	3						
	4						
	5						
COLUMN 1	1						
	2						
	3						
	4						
	5						
COLUMN 2	1						
	2						
	3						
	4						
	5						

At least 3 peaks are required for identification of multicomponent analytes.

FORM 10
 PCB IDENTIFICATION SUMMARY
 FOR MULTICOMPONENT ANALYTES

CLIENT SAMPLE NO.

B-37 2-2

Lab Name: MITKEM CORPORATION

Contract:

Lab Code: MITKEM Case No.:

SAS No.:

SDG No.: A0740

Lab Sample ID: A0740-08A

Date(s) Analyzed: 05/17/02 05/17/02

Instrument ID (1): E4

Instrument ID (2): E4

GC Column(1): DB-1701

ID: 0.53 (mm)

GC Column(2): DB-608

ID: 0.53 (mm)

ANALYTE	PEAK	RT	RT WINDOW		CONCENTRATION	MEAN CONCENTRATION	%D	
			FROM	TO				
Aroclor-1248	1	15.95	15.89	16.03	160	230		
	2	16.80	16.74	16.88	260			
	3	16.93	16.87	17.01	280			
COLUMN 1	4							
	5							
	1	11.86	11.80	11.94	210			
	2	11.00	10.93	11.07	130			
	3	11.60	11.54	11.68	72			
COLUMN 2	4							
	5							
							140	48.6
COLUMN 1	1							
	2							
	3							
	4							
	5							
COLUMN 2	1							
	2							
	3							
	4							
	5							
COLUMN 1	1							
	2							
	3							
	4							
	5							
COLUMN 2	1							
	2							
	3							
	4							
	5							

At least 3 peaks are required for identification of multicomponent analytes.

FORM 10
 PCB IDENTIFICATION SUMMARY
 FOR MULTICOMPONENT ANALYTES

CLIENT SAMPLE NO.

B-38 0-2

Lab Name: MITKEM CORPORATION

Contract:

Lab Code: MITKEM Case No.:

SAS No.:

SDG No.: A0740

Lab Sample ID: A0740-09A

Date(s) Analyzed: 05/17/02 05/17/02

Instrument ID (1): E4

Instrument ID (2): E4

GC Column(1): DB-1701

ID: 0.53 (mm)

GC Column(2): DB-608

ID: 0.53 (mm)

ANALYTE	PEAK	RT	RT WINDOW		CONCENTRATION	MEAN CONCENTRATION	%D
			FROM	TO			
Aroclor-1248	1	15.95	15.89	16.03	4600	6600	
	2	16.80	16.74	16.88	7100		
	3	16.93	16.87	17.01	8100		
COLUMN 1	4						
	5						
COLUMN 2	1	11.86	11.80	11.94	5000	4100	46.7
	2	11.00	10.93	11.07	4300		
	3	11.61	11.54	11.68	2900		
COLUMN 2	4						
	5						
COLUMN 1	1						
	2						
	3						
	4						
	5						
COLUMN 2	1						
	2						
	3						
	4						
	5						
COLUMN 1	1						
	2						
	3						
	4						
	5						
COLUMN 2	1						
	2						
	3						
	4						
	5						

At least 3 peaks are required for identification of multicomponent analytes.

FORM 10
 PCB IDENTIFICATION SUMMARY
 FOR MULTICOMPONENT ANALYTES

CLIENT SAMPLE NO.

B-38 2-2

Lab Name: MITKEM CORPORATION

Contract:

Lab Code: MITKEM Case No.:

SAS No.:

SDG No.: A0740

Lab Sample ID: A0740-10A

Date(s) Analyzed: 05/17/02 05/17/02

Instrument ID (1): E4

Instrument ID (2): E4

GC Column(1): DB-1701

ID: 0.53 (mm)

GC Column(2): DB-608

ID: 0.53 (mm)

ANALYTE	PEAK	RT	RT WINDOW		CONCENTRATION	MEAN CONCENTRATION	%D
			FROM	TO			
Aroclor-1248 COLUMN 1	1	15.95	15.89	16.03	94	140	
	2	16.80	16.74	16.88	160		
	3	16.93	16.87	17.01	170		
	4						
	5						
COLUMN 2	1	11.87	11.80	11.94	110	83	51.1
	2	11.00	10.93	11.07	87		
	3	11.61	11.54	11.68	48		
	4						
	5						
Aroclor-1254 COLUMN 1	1	16.93	16.85	16.99	190	340	
	2	18.97	18.91	19.05	100		
	3	21.38	21.28	21.42	720		
	4						
	5						
COLUMN 2	1	13.61	13.55	13.69	210	140	83.3
	2	14.80	14.73	14.87	110		
	3	17.04	16.97	17.11	100		
	4						
	5						
COLUMN 1	1						
	2						
	3						
	4						
	5						
COLUMN 2	1						
	2						
	3						
	4						
	5						

At least 3 peaks are required for identification of multicomponent analytes.

FORM 10
 PCB IDENTIFICATION SUMMARY
 FOR MULTICOMPONENT ANALYTES

CLIENT SAMPLE NO.

B-39 0-2

Lab Name: MITKEM CORPORATION

Contract:

Lab Code: MITKEM

Case No.:

SAS No.:

SDG No.: A0740

Lab Sample ID: A0740-11A

Date(s) Analyzed: 05/18/02 05/18/02

Instrument ID (1): E4

Instrument ID (2): E4

GC Column(1): DB-1701

ID: 0.53 (mm)

GC Column(2): DB-608

ID: 0.53 (mm)

ANALYTE	PEAK	RT	RT WINDOW		CONCENTRATION	MEAN CONCENTRATION	%D
			FROM	TO			
Aroclor-1248	1	15.95	15.89	16.03	2400	3300	
	2	16.80	16.74	16.88	3600		
	3	16.93	16.87	17.01	3700		
COLUMN 1	4						
	5						
	1	11.86	11.80	11.94	2700	2400	31.6
	2	11.00	10.93	11.07	2400		
	3	11.60	11.54	11.68	1900		
4							
5							
COLUMN 2	1						
	2						
	3						
	4						
	5						
COLUMN 1	1						
	2						
	3						
	4						
	5						
COLUMN 2	1						
	2						
	3						
	4						
	5						

At least 3 peaks are required for identification of multicomponent analytes.

FORM 10
 PCB IDENTIFICATION SUMMARY
 FOR MULTICOMPONENT ANALYTES

CLIENT SAMPLE NO.

B-39 2-2

Lab Name: MITKEM CORPORATION

Contract:

Lab Code: MITKEM

Case No.:

SAS No.:

SDG No.: A0740

Lab Sample ID: A0740-12A

Date(s) Analyzed: 05/17/02 05/17/02

Instrument ID (1): E4

Instrument ID (2): E4

GC Column(1): DB-1701

ID: 0.53(mm)

GC Column(2): DB-608

ID: 0.53(mm)

ANALYTE	PEAK	RT	RT WINDOW		CONCENTRATION	MEAN CONCENTRATION	%D
			FROM	TO			
Aroclor-1248	1	15.96	15.89	16.03	950	1600	
	2	16.80	16.74	16.88	2200		
	3	16.94	16.87	17.01	1500		
	4						
	5						
COLUMN 1	1	11.86	11.80	11.94	1200	870	59.1
	2	11.00	10.93	11.07	810		
	3	11.61	11.54	11.68	580		
	4						
	5						
COLUMN 2	1	16.94	16.85	16.99	1700	1700	
	2	18.98	18.91	19.05	640		
	3	21.38	21.28	21.42	2900		
	4						
	5						
Aroclor-1254	1	13.61	13.55	13.69	6700	2800	48.9
	2	14.80	14.73	14.87	790		
	3	17.04	16.97	17.11	730		
	4						
	5						
COLUMN 1	1						
	2						
	3						
	4						
	5						
COLUMN 2	1						
	2						
	3						
	4						
	5						

At least 3 peaks are required for identification of multicomponent analytes.

FORM 10
 PCB IDENTIFICATION SUMMARY
 FOR MULTICOMPONENT ANALYTES

CLIENT SAMPLE NO.

B-39 2-2MS

Lab Name: MITKEM CORPORATION

Contract:

Lab Code: MITKEM

Case No.:

SAS No.:

SDG No.: A0740

Lab Sample ID: A0740-12AMS

Date(s) Analyzed: 05/18/02 05/18/02

Instrument ID (1): E4

Instrument ID (2): E4

GC Column(1): DB-1701

ID: 0.53 (mm)

GC Column(2): DB-608

ID: 0.53 (mm)

ANALYTE	PEAK	RT	RT WINDOW		CONCENTRATION	MEAN CONCENTRATION	%D
			FROM	TO			
Aroclor-1016 COLUMN 1	1	12.00	11.93	12.07	480	600	
	2	13.55	13.49	13.63	750		
	3	14.00	13.93	14.07	570		
	4						
	5						
COLUMN 2	1	8.41	8.34	8.48	510	640	6.4
	2	9.04	8.96	9.10	440		
	3	11.60	11.54	11.68	980		
	4						
	5						
Aroclor-1248 COLUMN 1	1	15.95	15.89	16.03	920	1300	
	2	16.80	16.74	16.88	1600		
	3	16.93	16.87	17.01	1200		
	4						
	5						
COLUMN 2	1	11.85	11.80	11.94	1100	890	37.4
	2	11.00	10.93	11.07	880		
	3	11.60	11.54	11.68	700		
	4						
	5						
Aroclor-1254 COLUMN 1	1	16.93	16.85	16.99	1400	1500	
	2	18.97	18.91	19.05	560		
	3	21.37	21.28	21.42	2600		
	4						
	5						
COLUMN 2	1	13.60	13.55	13.69	5600	2500	50.0
	2	14.79	14.73	14.87	660		
	3	17.03	16.97	17.11	1300		
	4						
	5						

At least 3 peaks are required for identification of multicomponent analytes.

FORM 10
 PCB IDENTIFICATION SUMMARY
 FOR MULTICOMPONENT ANALYTES

CLIENT SAMPLE NO.

B-39 2-2MS

Lab Name: MITKEM CORPORATION

Contract:

Lab Code: MITKEM Case No.:

SAS No.:

SDG No.: A0740

Lab Sample ID: A0740-12AMS

Date(s) Analyzed: 05/18/02 05/18/02

Instrument ID (1): E4

Instrument ID (2): E4

GC Column(1): DB-1701

ID: 0.53 (mm)

GC Column(2): DB-608

ID: 0.53 (mm)

ANALYTE	PEAK	RT	RT WINDOW		CONCENTRATION	MEAN CONCENTRATION	%D
			FROM	TO			
Aroclor-1260	1	21.37	21.28	21.42	2100	1000	
	2	23.32	23.25	23.39	540		
	3	24.42	24.35	24.49	540		
COLUMN 1	4						
	5						
	1	16.22	16.16	16.30	1900		
	2	17.03	16.96	17.10	1000		
	3	19.06	19.00	19.14	610		
COLUMN 2	4						
	5						
						1200	18.2
COLUMN 1	1						
	2						
	3						
	4						
	5						
COLUMN 2	1						
	2						
	3						
	4						
	5						
COLUMN 1	1						
	2						
	3						
	4						
	5						
COLUMN 2	1						
	2						
	3						
	4						
	5						

At least 3 peaks are required for identification of multicomponent analytes.

FORM 10
PCB IDENTIFICATION SUMMARY
FOR MULTICOMPONENT ANALYTES

CLIENT SAMPLE NO.

B-39 2-2MSD

Lab Name: MITKEM CORPORATION

Contract:

Lab Code: MITKEM Case No.:

SAS No.:

SDG No.: A0740

Lab Sample ID: A0740-12AMSD

Date(s) Analyzed: 05/18/02 05/18/02

Instrument ID (1): E4

Instrument ID (2): E4

GC Column(1): DB-1701

ID: 0.53 (mm)

GC Column(2): DB-608

ID: 0.53 (mm)

ANALYTE	PEAK	RT	RT WINDOW		CONCENTRATION	MEAN CONCENTRATION	%D
			FROM	TO			
Aroclor-1016 COLUMN 1	1	12.00	11.93	12.07	440	620	
	2	13.56	13.49	13.63	860		
	3	14.00	13.93	14.07	560		
	4						
	5						
COLUMN 2	1	8.41	8.34	8.48	460	680	9.2
	2	9.04	8.96	9.10	380		
	3	11.60	11.54	11.68	1200		
	4						
	5						
Aroclor-1248 COLUMN 1	1	15.95	15.89	16.03	1300	1900	
	2	16.80	16.74	16.88	2600		
	3	16.93	16.87	17.01	1800		
	4						
	5						
COLUMN 2	1	11.85	11.80	11.94	1600	1200	45.2
	2	11.00	10.93	11.07	1200		
	3	11.60	11.54	11.68	860		
	4						
	5						
Aroclor-1254 COLUMN 1	1	16.93	16.85	16.99	2100	2300	
	2	18.97	18.91	19.05	850		
	3	21.37	21.28	21.42	4000		
	4						
	5						
COLUMN 2	1	13.60	13.55	13.69	9400	4000	54.0
	2	14.79	14.73	14.87	1000		
	3	17.03	16.97	17.11	1700		
	4						
	5						

At least 3 peaks are required for identification of multicomponent analytes.

FORM 10
 PCB IDENTIFICATION SUMMARY
 FOR MULTICOMPONENT ANALYTES

CLIENT SAMPLE NO.

B-39 2-2MSD

Lab Name: MITKEM CORPORATION

Contract:

Lab Code: MITKEM Case No.:

SAS No.:

SDG No.: A0740

Lab Sample ID: A0740-12AMSD

Date(s) Analyzed: 05/18/02 05/18/02

Instrument ID (1): E4

Instrument ID (2): E4

GC Column(1): DB-1701

ID: 0.53 (mm)

GC Column(2): DB-608

ID: 0.53 (mm)

ANALYTE	PEAK	RT	RT WINDOW		CONCENTRATION	MEAN CONCENTRATION	%D
			FROM	TO			
Aroclor-1260	1	21.37	21.28	21.42	3200	1400	
	2	23.33	23.25	23.39	550		
	3	24.42	24.35	24.49	520		
	4						
	5						
COLUMN 1	1	16.22	16.16	16.30	2900	1600	13.3
	2	17.03	16.96	17.10	1200		
	3	19.06	19.00	19.14	600		
	4						
	5						
COLUMN 2	1						
	2						
	3						
	4						
	5						
COLUMN 1	1						
	2						
	3						
	4						
	5						
COLUMN 2	1						
	2						
	3						
	4						
	5						

At least 3 peaks are required for identification of multicomponent analytes.

FORM 10
 PCB IDENTIFICATION SUMMARY
 FOR MULTICOMPONENT ANALYTES

CLIENT SAMPLE NO.

B-40 0-2

Lab Name: MITKEM CORPORATION

Contract:

Lab Code: MITKEM Case No.:

SAS No.:

SDG No.: A0740

Lab Sample ID: A0740-13A

Date(s) Analyzed: 05/18/02 05/18/02

Instrument ID (1): E4

Instrument ID (2): E4

GC Column(1): DB-1701

ID: 0.53 (mm)

GC Column(2): DB-608

ID: 0.53 (mm)

ANALYTE	PEAK	RT	RT WINDOW		CONCENTRATION	MEAN CONCENTRATION	%D
			FROM	TO			
Aroclor-1248	1	15.95	15.89	16.03	2200	3100	
	2	16.80	16.74	16.88	3300		
	3	16.93	16.87	17.01	3900		
COLUMN 1	4						
	5						
	1	11.86	11.80	11.94	2600		
	2	11.00	10.93	11.07	2400		
	3	11.60	11.54	11.68	2000		
COLUMN 2	4						
	5						
						2300	29.6
COLUMN 1	1						
	2						
	3						
	4						
	5						
COLUMN 2	1						
	2						
	3						
	4						
	5						
COLUMN 1	1						
	2						
	3						
	4						
	5						
COLUMN 2	1						
	2						
	3						
	4						
	5						

At least 3 peaks are required for identification of multicomponent analytes.

FORM 10
 PCB IDENTIFICATION SUMMARY
 FOR MULTICOMPONENT ANALYTES

CLIENT SAMPLE NO.

B-40 2-2

Lab Name: MITKEM CORPORATION

Contract:

Lab Code: MITKEM

Case No.:

SAS No.:

SDG No.: A0740

Lab Sample ID: A0740-14A

Date(s) Analyzed: 05/18/02 05/18/02

Instrument ID (1): E4

Instrument ID (2): E4

GC Column(1): DB-1701

ID: 0.53 (mm)

GC Column(2): DB-608

ID: 0.53 (mm)

ANALYTE	PEAK	RT	RT WINDOW		CONCENTRATION	MEAN CONCENTRATION	%D
			FROM	TO			
Aroclor-1248	1	15.95	15.89	16.03	1900	2600	36.4
	2	16.80	16.74	16.88	2800		
	3	16.93	16.87	17.01	3100		
	4						
	5						
COLUMN 1	1	11.86	11.80	11.94	2100	1800	36.4
	2	11.00	10.93	11.07	1800		
	3	11.60	11.54	11.68	1500		
	4						
	5						
COLUMN 2	1						
	2						
	3						
	4						
	5						
COLUMN 1	1						
	2						
	3						
	4						
	5						
COLUMN 2	1						
	2						
	3						
	4						
	5						

At least 3 peaks are required for identification of multicomponent analytes.

FORM 10
PCB IDENTIFICATION SUMMARY
FOR MULTICOMPONENT ANALYTES

CLIENT SAMPLE NO.

B-41 0-2

Lab Name: MITKEM CORPORATION

Contract:

Lab Code: MITKEM

Case No.:

SAS No.:

SDG No.: A0740

Lab Sample ID: A0740-15A

Date(s) Analyzed: 05/18/02 05/18/02

Instrument ID (1): E4

Instrument ID (2): E4

GC Column(1): DB-1701

ID: 0.53 (mm)

GC Column(2): DB-608

ID: 0.53 (mm)

ANALYTE	PEAK	RT	RT WINDOW		CONCENTRATION	MEAN CONCENTRATION	%D
			FROM	TO			
Aroclor-1248 COLUMN 1	1	15.95	15.89	16.03	5900	7500	
	2	16.80	16.74	16.88	7800		
	3	16.93	16.87	17.01	8700		
	4						
	5						
COLUMN 2	1	11.86	11.80	11.94	6400	5600	29.0
	2	11.00	10.93	11.07	5400		
	3	11.60	11.54	11.68	4900		
	4						
	5						
Aroclor-1254 COLUMN 1	1	16.93	16.85	16.99	9900	5900	
	2	18.97	18.91	19.05	3500		
	3	21.37	21.28	21.42	4200		
	4						
	5						
COLUMN 2	1	13.59	13.55	13.69	5700	4300	31.4
	2	14.79	14.73	14.87	4000		
	3	17.04	16.97	17.11	3200		
	4						
	5						
COLUMN 1	1						
	2						
	3						
	4						
	5						
COLUMN 2	1						
	2						
	3						
	4						
	5						

At least 3 peaks are required for identification of multicomponent analytes.

FORM 10
 PCB IDENTIFICATION SUMMARY
 FOR MULTICOMPONENT ANALYTES

CLIENT SAMPLE NO.

B-41 2-2

Lab Name: MITKEM CORPORATION

Contract:

Lab Code: MITKEM

Case No.:

SAS No.:

SDG No.: A0740

Lab Sample ID: A0740-16A

Date(s) Analyzed: 05/17/02 05/17/02

Instrument ID (1): E4

Instrument ID (2): E4

GC Column(1): DB-1701

ID: 0.53 (mm)

GC Column(2): DB-608

ID: 0.53 (mm)

ANALYTE	PEAK	RT	RT WINDOW		CONCENTRATION	MEAN CONCENTRATION	%D
			FROM	TO			
Aroclor-1254	1	16.94	16.85	16.99	77	360	
	2	18.98	18.91	19.05	50		
	3	21.39	21.28	21.42	950		
COLUMN 1	4						
	5						
	1	13.62	13.55	13.69	70		
	2	14.80	14.73	14.87	57		
	3	17.04	16.97	17.11	61		
COLUMN 2	4						
	5						
						63	140.4
COLUMN 1	1						
	2						
	3						
	4						
	5						
COLUMN 2	1						
	2						
	3						
	4						
	5						
COLUMN 1	1						
	2						
	3						
	4						
	5						
COLUMN 2	1						
	2						
	3						
	4						
	5						

At least 3 peaks are required for identification of multicomponent analytes.

FORM 10
 PCB IDENTIFICATION SUMMARY
 FOR MULTICOMPONENT ANALYTES

CLIENT SAMPLE NO.

B-42 0-2

Lab Name: MITKEM CORPORATION

Contract:

Lab Code: MITKEM

Case No.:

SAS No.:

SDG No.: A0740

Lab Sample ID: A0740-17A

Date(s) Analyzed: 05/18/02 05/18/02

Instrument ID (1): E4

Instrument ID (2): E4

GC Column(1): DB-1701

ID: 0.53 (mm)

GC Column(2): DB-608

ID: 0.53 (mm)

ANALYTE	PEAK	RT	RT WINDOW		CONCENTRATION	MEAN CONCENTRATION	%D
			FROM	TO			
Aroclor-1248	1	15.95	15.89	16.03	2400	3600	
	2	16.80	16.74	16.88	4000		
	3	16.94	16.87	17.01	4500		
COLUMN 1	4						
	5						
	1	11.86	11.80	11.94	2800		
	2	11.00	10.93	11.07	2500		
	3	11.61	11.54	11.68	1800		
COLUMN 2	4						
	5						
						2400	40.0
COLUMN 1	1						
	2						
	3						
	4						
	5						
COLUMN 2	1						
	2						
	3						
	4						
	5						
COLUMN 1	1						
	2						
	3						
	4						
	5						
COLUMN 2	1						
	2						
	3						
	4						
	5						

At least 3 peaks are required for identification of multicomponent analytes.

FORM 10
 PCB IDENTIFICATION SUMMARY
 FOR MULTICOMPONENT ANALYTES

CLIENT SAMPLE NO.

B-42 2-2

Lab Name: MITKEM CORPORATION

Contract:

Lab Code: MITKEM

Case No.:

SAS No.:

SDG No.: A0740

Lab Sample ID: A0740-18A

Date(s) Analyzed: 05/17/02 05/17/02

Instrument ID (1): E4

Instrument ID (2): E4

GC Column(1): DB-1701

ID: 0.53 (mm)

GC Column(2): DB-608

ID: 0.53 (mm)

ANALYTE	PEAK	RT	RT WINDOW		CONCENTRATION	MEAN CONCENTRATION	%D
			FROM	TO			
Aroclor-1248	1	15.96	15.89	16.03	210	300	
	2	16.81	16.74	16.88	340		
	3	16.94	16.87	17.01	360		
COLUMN 1	4						
	5						
	1	11.86	11.80	11.94	260		
	2	11.00	10.93	11.07	210		
	3	11.61	11.54	11.68	130		
COLUMN 2	4						
	5						
						200	40.0
COLUMN 1	1						
	2						
	3						
	4						
	5						
COLUMN 2	1						
	2						
	3						
	4						
	5						
COLUMN 1	1						
	2						
	3						
	4						
	5						
COLUMN 2	1						
	2						
	3						
	4						
	5						

At least 3 peaks are required for identification of multicomponent analytes.

FORM 10
PCB IDENTIFICATION SUMMARY
FOR MULTICOMPONENT ANALYTES

CLIENT SAMPLE NO.

B-42 2-2MS

Lab Name: MITKEM CORPORATION

Contract:

Lab Code: MITKEM

Case No.:

SAS No.:

SDG No.: A0740

Lab Sample ID: A0740-18AMS

Date(s) Analyzed: 05/18/02 05/18/02

Instrument ID (1): E4

Instrument ID (2): E4

GC Column(1): DB-1701

ID: 0.53 (mm)

GC Column(2): DB-608

ID: 0.53 (mm)

ANALYTE	PEAK	RT	RT WINDOW		CONCENTRATION	MEAN CONCENTRATION	%D
			FROM	TO			
Aroclor-1016	1	12.00	11.93	12.07	350	410	
	2	13.56	13.49	13.63	480		
	3	14.01	13.93	14.07	390		
	4						
	5						
COLUMN 1	1	8.41	8.34	8.48	380	460	11.5
	2	9.03	8.96	9.10	350		
	3	11.60	11.54	11.68	660		
	4						
	5						
COLUMN 2	1	15.95	15.89	16.03	540	610	
	2	16.80	16.74	16.88	580		
	3	16.93	16.87	17.01	710		
	4						
	5						
Aroclor-1248	1	11.86	11.80	11.94	620	550	10.3
	2	11.00	10.93	11.07	560		
	3	11.60	11.54	11.68	460		
	4						
	5						
COLUMN 2	1	21.36	21.28	21.42	670	480	
	2	23.32	23.25	23.39	370		
	3	24.42	24.35	24.49	390		
	4						
	5						
COLUMN 1	1	16.23	16.16	16.30	530	530	9.9
	2	17.03	16.96	17.10	610		
	3	19.06	19.00	19.14	440		
	4						
	5						
COLUMN 2							

At least 3 peaks are required for identification of multicomponent analytes.

FORM 10
PCB IDENTIFICATION SUMMARY
FOR MULTICOMPONENT ANALYTES

CLIENT SAMPLE NO.

B-42 2-2MSD

Lab Name: MITKEM CORPORATION

Contract:

Lab Code: MITKEM Case No.:

SAS No.:

SDG No.: A0740

Lab Sample ID: A0740-18AMSD

Date(s) Analyzed: 05/18/02 05/18/02

Instrument ID (1): E4

Instrument ID (2): E4

GC Column(1): DB-1701

ID: 0.53 (mm)

GC Column(2): DB-608

ID: 0.53 (mm)

ANALYTE	PEAK	RT	RT WINDOW		CONCENTRATION	MEAN CONCENTRATION	%D
			FROM	TO			
Aroclor-1016 COLUMN 1	1	12.00	11.93	12.07	370	430	
	2	13.56	13.49	13.63	500		
	3	14.00	13.93	14.07	420		
	4						
	5						
COLUMN 2	1	8.41	8.34	8.48	400	480	11.0
	2	9.03	8.96	9.10	370		
	3	11.60	11.54	11.68	680		
	4						
	5						
Aroclor-1248 COLUMN 1	1	15.95	15.89	16.03	550	610	
	2	16.80	16.74	16.88	580		
	3	16.93	16.87	17.01	710		
	4						
	5						
COLUMN 2	1	11.86	11.80	11.94	630	570	6.8
	2	11.00	10.93	11.07	590		
	3	11.60	11.54	11.68	480		
	4						
	5						
Aroclor-1260 COLUMN 1	1	21.36	21.28	21.42	680	490	
	2	23.32	23.25	23.39	390		
	3	24.42	24.35	24.49	400		
	4						
	5						
COLUMN 2	1	16.22	16.16	16.30	550	540	9.7
	2	17.03	16.96	17.10	630		
	3	19.06	19.00	19.14	460		
	4						
	5						

At least 3 peaks are required for identification of multicomponent analytes.

FORM 10
PCB IDENTIFICATION SUMMARY
FOR MULTICOMPONENT ANALYTES

CLIENT SAMPLE NO.

B-43 0-2

Lab Name: MITKEM CORPORATION

Contract:

Lab Code: MITKEM

Case No.:

SAS No.:

SDG No.: A0740

Lab Sample ID: A0740-19A

Date(s) Analyzed: 05/18/02 05/18/02

Instrument ID (1): E4

Instrument ID (2): E4

GC Column(1): DB-1701

ID: 0.53 (mm)

GC Column(2): DB-608

ID: 0.53 (mm)

ANALYTE	PEAK	RT	RT WINDOW		CONCENTRATION	MEAN CONCENTRATION	%D
			FROM	TO			
Aroclor-1248	1	15.95	15.89	16.03	2200	3100	
	2	16.81	16.74	16.88	3400		
	3	16.94	16.87	17.01	3800		
	4						
	5						
COLUMN 1	1						
	2						
	3						
	4						
	5						
COLUMN 2	1	11.86	11.80	11.94	2400	2000	43.1
	2	11.00	10.93	11.07	2200		
	3	11.61	11.54	11.68	1500		
	4						
	5						
COLUMN 1	1						
	2						
	3						
	4						
	5						
COLUMN 2	1						
	2						
	3						
	4						
	5						

At least 3 peaks are required for identification of multicomponent analytes.

FORM 10
 PCB IDENTIFICATION SUMMARY
 FOR MULTICOMPONENT ANALYTES

CLIENT SAMPLE NO.

B-43 2-2

Lab Name: MITKEM CORPORATION

Contract:

Lab Code: MITKEM

Case No.:

SAS No.:

SDG No.: A0740

Lab Sample ID: A0740-20A

Date(s) Analyzed: 05/17/02 05/17/02

Instrument ID (1): E4

Instrument ID (2): E4

GC Column(1): DB-1701

ID: 0.53 (mm)

GC Column(2): DB-608

ID: 0.53 (mm)

ANALYTE	PEAK	RT	RT WINDOW		CONCENTRATION	MEAN CONCENTRATION	%D
			FROM	TO			
Aroclor-1248	1	15.95	15.89	16.03	430	670	
	2	16.80	16.74	16.88	730		
	3	16.93	16.87	17.01	830		
	4						
	5						
COLUMN 1	1	11.86	11.80	11.94	540	410	48.1
	2	11.00	10.93	11.07	390		
	3	11.60	11.54	11.68	300		
	4						
	5						
COLUMN 2	1	16.93	16.85	16.99	950	840	
	2	18.98	18.91	19.05	410		
	3	21.38	21.28	21.42	1200		
	4						
	5						
Aroclor-1254	1	13.59	13.55	13.69	570	540	43.5
	2	14.79	14.73	14.87	490		
	3	17.03	16.97	17.11	570		
	4						
	5						
COLUMN 1	1						
	2						
	3						
	4						
	5						
COLUMN 2	1						
	2						
	3						
	4						
	5						

At least 3 peaks are required for identification of multicomponent analytes.

FORM 10
PCB IDENTIFICATION SUMMARY
FOR MULTICOMPONENT ANALYTES

CLIENT SAMPLE NO.

B1ALCS

Lab Name: MITKEM CORPORATION

Contract:

Lab Code: MITKEM

Case No.:

SAS No.:

SDG No.: A0740

Lab Sample ID: B0514-LS1

Date(s) Analyzed: 05/17/02 05/17/02

Instrument ID (1): E4

Instrument ID (2): E4

GC Column(1): DB-1701

ID: 0.53 (mm)

GC Column(2): DB-608

ID: 0.53 (mm)

ANALYTE	PEAK	RT	RT WINDOW		CONCENTRATION	MEAN CONCENTRATION	%D
			FROM	TO			
Aroclor-1016 COLUMN 1	1	12.00	11.93	12.07	320	330	
	2	13.57	13.49	13.63	330		
	3	14.01	13.93	14.07	330		
	4						
	5						
COLUMN 2	1	8.41	8.34	8.48	330	330	0.0
	2	9.04	8.96	9.10	330		
	3	11.61	11.54	11.68	340		
	4						
	5						
Aroclor-1260 COLUMN 1	1	21.35	21.28	21.42	320	320	
	2	23.32	23.25	23.39	320		
	3	24.43	24.35	24.49	320		
	4						
	5						
COLUMN 2	1	16.23	16.16	16.30	340	350	9.0
	2	17.04	16.96	17.10	360		
	3	19.07	19.00	19.14	360		
	4						
	5						
COLUMN 1	1						
	2						
	3						
	4						
	5						
COLUMN 2	1						
	2						
	3						
	4						
	5						

At least 3 peaks are required for identification of multicomponent analytes.

Data File: \\NAVOCADRO\USERDATA\Organic\svoa\E4.1\020515F.B\E4B3803F.D

Date : 16-MAY-2002 09:18

Client ID: AR1232AL3

Sample Info: AR1232AL3,AR1232AL3,,ar1232.sub,,

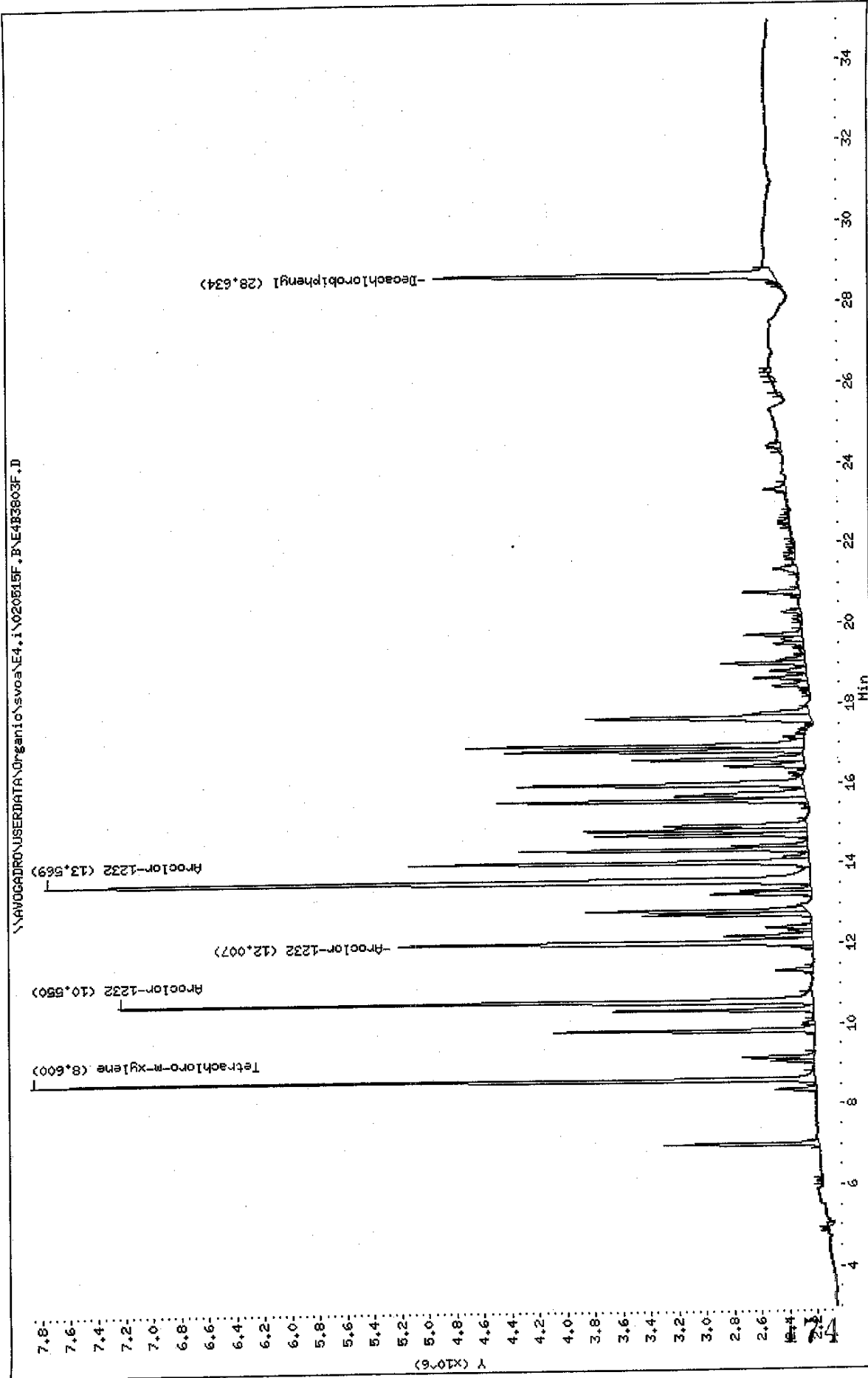
Volume Injected (ul): 1.0

Column phase: DB-1701

Instrument: E4.1

Operator: GML

Column diameter: 0.53



Data File: \\AV06ADRON\USERDATA\Organic\svos\E4.i\020615R.BNE4B3803R.D

Date: 16-MAY-2002 09:18

Client ID: AR1232AL3

Sample Info: AR1232AL3,AR1232AL3,,ar1232.sub,,

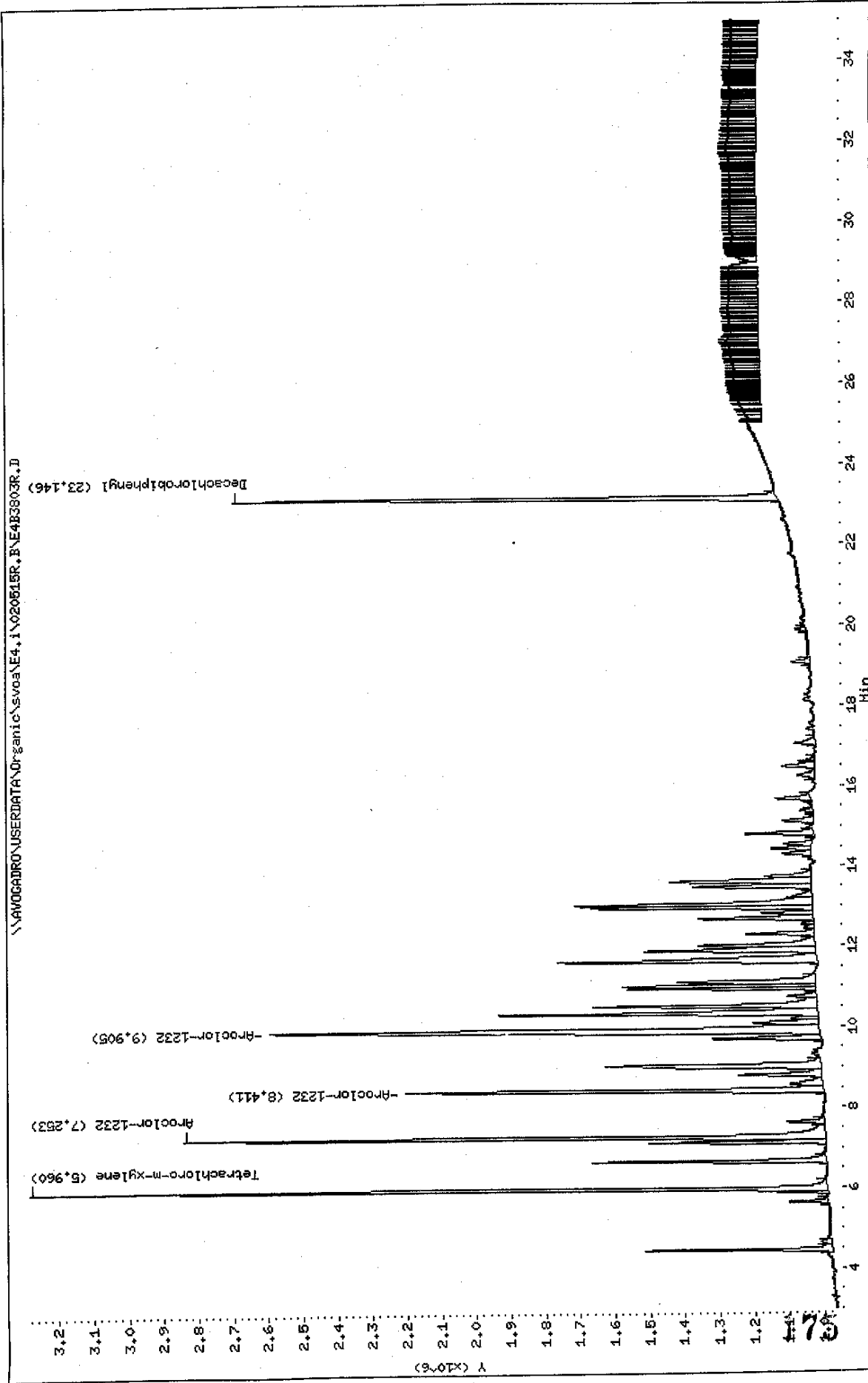
Volume Injected (uL): 1.0

Column phase: DB-608

Instrument: E4.i

Operator: GHL

Column diameter: 0.53



Data File: E4B3803F.D
 Report Date: 17-May-2002 08:17

Mitkem Corporation

Sample #1 : \\AVOGADRO\USERDATA\Organic\svoa\E4.i\020515F.B\E4B3803F.D
 Sample #2 : \\AVOGADRO\USERDATA\Organic\svoa\E4.i\020515R.B\E4B3803R.D
 Inj Date : 16-MAY-2002 09:18
 Sample Info: AR1232AL3,AR1232AL3,,ar1232.sub,,
 Misc Info :
 Cal Date : 17-MAY-2002 07:53
 Operator : GML
 Inst ID : E4.i
 Dil Factor : 1.000000

Method #1 : \\AVOGADRO\USERDATA\Organic\svoa\E4.i\020515F.B\E4_PCB_F.m
 Method #2 : \\AVOGADRO\USERDATA\Organic\svoa\E4.i\020515R.B\E4_PCB_R.m
 Sub List #1 : ar1232.sub
 Sub List #2 : ar1232.sub
 Col #1 Phase : DB-1701
 Col #2 Phase : DB-608

Concentration Formula: $Amt * DF * Uf * Vt / (Vo * Vi)$

Name	Value	Description
DF	1.000	Dilution Factor
Uf	1.000	Correction factor
Vt	10000.000	Volume of final extract (uL)
Vo	1000.000	Volume of sample extracted (ml)
Vi	1.000	Volume injected (uL)

Compound	RT#1	RT#2	Resp#1	Resp#2	Conc#1 (ug/L)	Conc#2 (ug/L)	Target Range	Ratio
Tetrachloro-m-xylene	8.600	5.960	5658402	2290360	0.020	0.020		100.00 (a)
Aroclor-1232	10.550	7.253	5017615	1843550	1.0	1.0	80.00- 120.00	100.00
	12.007	8.411	2987576	1202328	1.0	1.0	39.54- 79.54	59.54
	13.569	9.905	5531551	1581937	1.0	1.0	90.24- 130.24	110.24
	Average of Peak Amounts =				1.0	1.0		
Decachlorobiphenyl	28.634	23.146	2460322	1565460	0.020	0.020		100.00 (a)

30X
5/17/02

QC Flag Legend

a - Target compound detected but, quantitated amount
 Below Limit Of Quantitation(BLOQ).

Data File: \\AVOCADRO\USERDATA\Organic\svoa\E4.i\020515F.B\E4B3804F.D

Date : 16-MAY-2002 09:57

Client ID: AR1242AL1

Sample Info: AR1242AL1,AR1242AL1,,ar1242,sub,,

Volume Injected (uL): 1.0

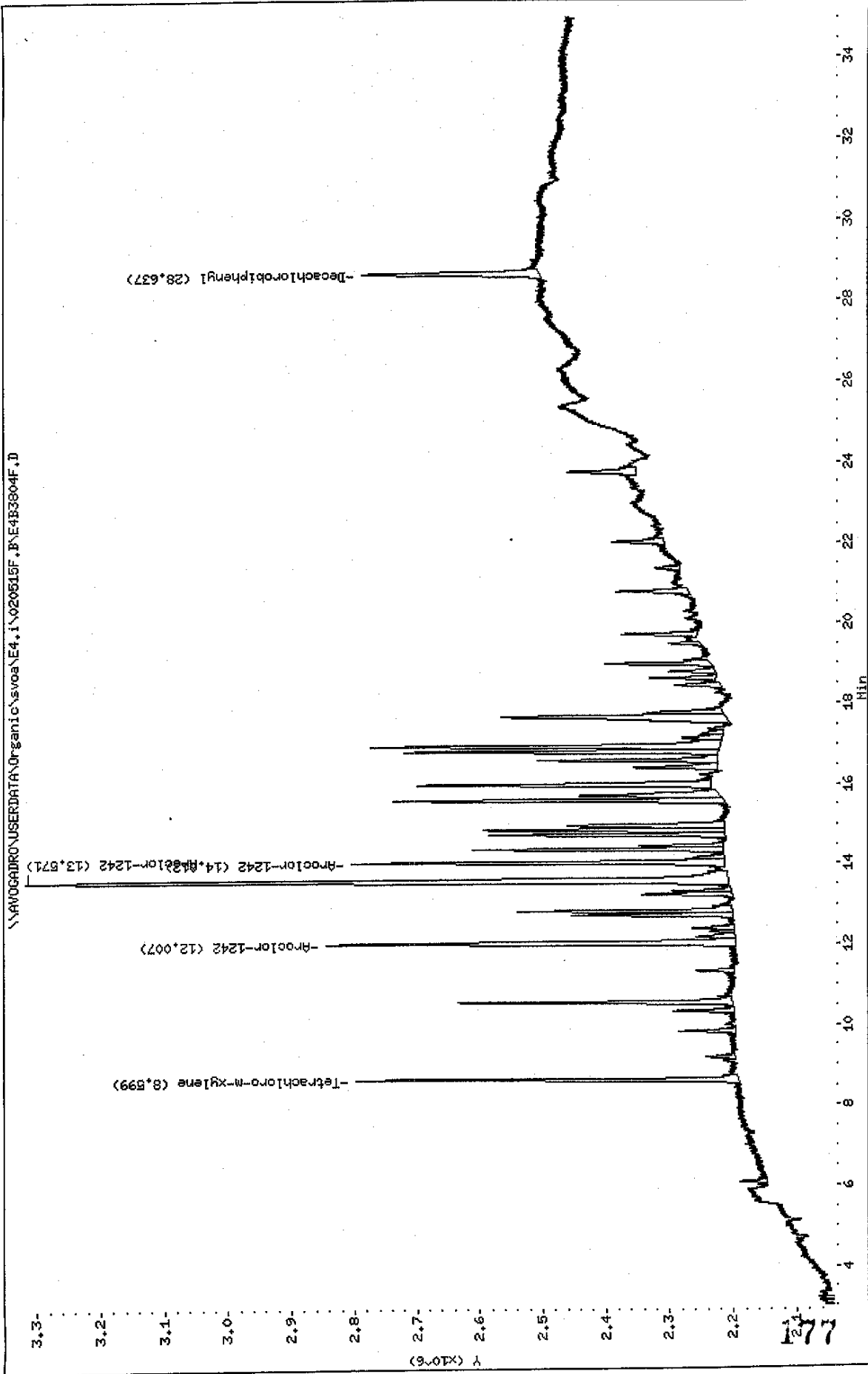
Column phase: DB-1701

Instrument: E4.i

Operator: GHL

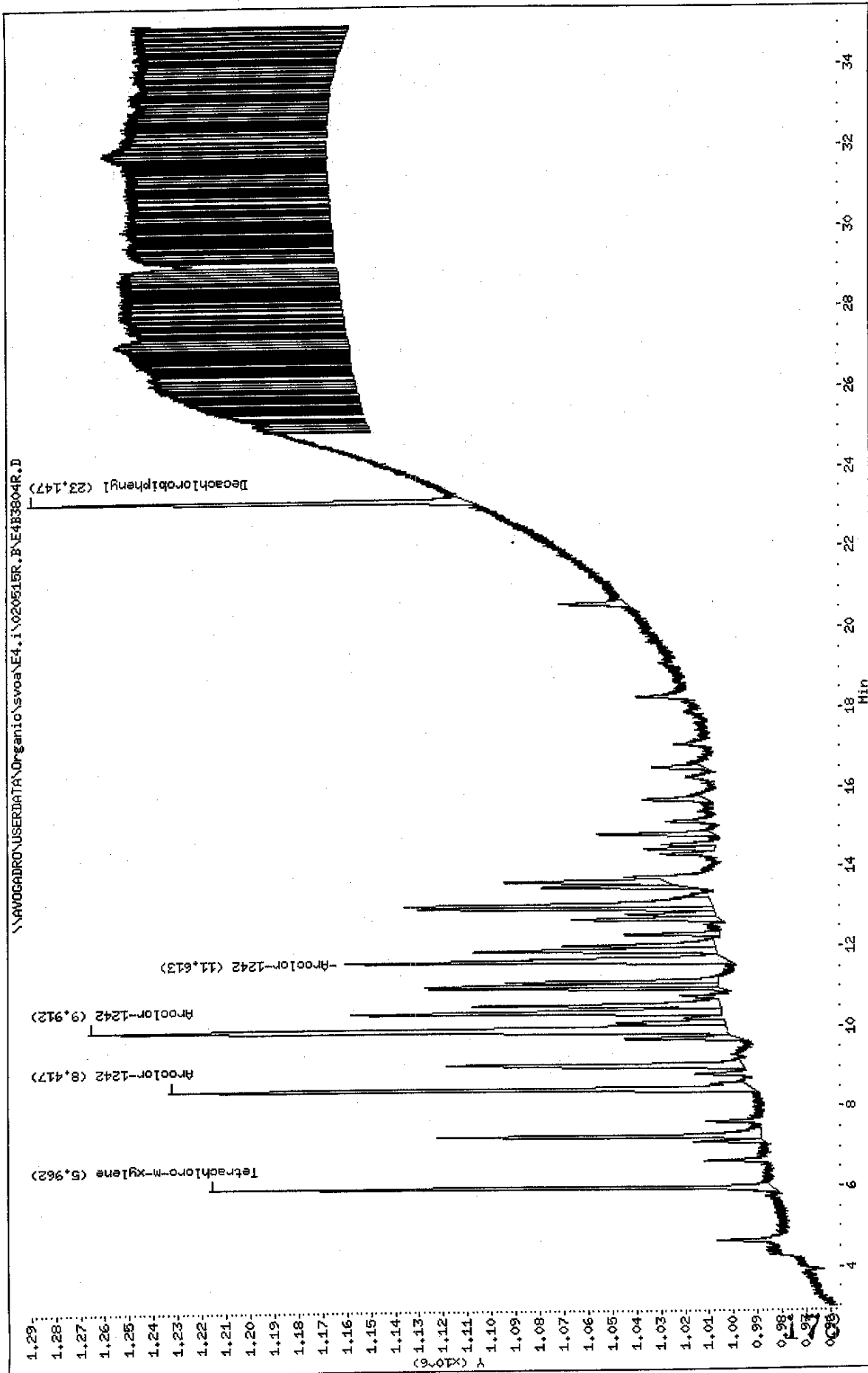
Column diameter: 0.53

\\AVOCADRO\USERDATA\Organic\svoa\E4.i\020515F.B\E4B3804F.D



Data File: \\AV06ADRD\USERDATA\Organic\svoa\4.i\020515R.B\4E4B3804R.D
 Date: 16-MAY-2002 09:57
 Client ID: AR1242AL1
 Sample Info: AR1242AL1,AR1242AL1,,ar1242.sub,,
 Volume Injected (uL): 1.0
 Column phase: DB-608

Instrument: E4.i
 Operator: CHL
 Column diameter: 0.53



Data File: E4B3804F.D
 Report Date: 17-May-2002 08:17

Mitkem Corporation

Sample #1 : \\AVOGADRO\USERDATA\Organic\svoa\E4.i\020515F.B\E4B3804F.D
 Sample #2 : \\AVOGADRO\USERDATA\Organic\svoa\E4.i\020515R.B\E4B3804R.D
 Inj Date : 16-MAY-2002 09:57
 Sample Info: AR1242AL1,AR1242AL1,,ar1242.sub,,
 Misc Info :
 Cal Date : 17-MAY-2002 07:53
 Operator : GML
 Inst ID : E4.i
 Dil Factor : 1.000000

Method #1 : \\AVOGADRO\USERDATA\Organic\svoa\E4.i\020515F.B\E4_PCB_F.m
 Method #2 : \\AVOGADRO\USERDATA\Organic\svoa\E4.i\020515R.B\E4_PCB_R.m
 Sub List #1 : ar1242.sub
 Sub List #2 : ar1242.sub
 Col #1 Phase : DB-1701
 Col #2 Phase : DB-608

Concentration Formula: Amt * DF * Uf * Vt / (Vo * Vi)

Name	Value	Description
DF	1.000	Dilution Factor
Uf	1.000	Correction factor
Vt	10000.000	Volume of final extract (uL)
Vo	1000.000	Volume of sample extracted (ml)
Vi	1.000	Volume injected (uL)

Compound	RT#1	RT#2	Resp#1	Resp#2	Conc#1 (ug/L)	Conc#2 (ug/L)	Target Range	Ratio
Tetrachloro-m-xylene	8.599	5.962	606470	233262	0.0021	0.0021		100.00(a)
Aroclor-1242	12.007	8.417	649637	241755	0.10	0.10	80.00- 120.00	100.00(a)
	13.571	9.912	1110181	264025	0.10	0.10	195.66- 235.66	170.89(a)
	14.012	11.613	590309	158993	0.10	0.10	87.30- 127.30	90.87(a)
	Average of Peak Amounts =				0.10	0.10		
Decachlorobiphenyl	28.637	23.147	282011	182433	0.0021	0.0022		100.00(a)

3/01
2/1/02

QC Flag Legend

a - Target compound detected but, quantitated amount
 Below Limit Of Quantitation(BLOQ).

Data File: \\AVOGADRO\USERDATA\Organic\svos\E4.i\020515F.B\E4B3808F.D

Date: 16-MAY-2002 10:36

Client ID: AR1242AL2

Sample Info: AR1242AL2,AR1242AL2,,ar1242.sub,,

Volume Injected (uL): 1.0

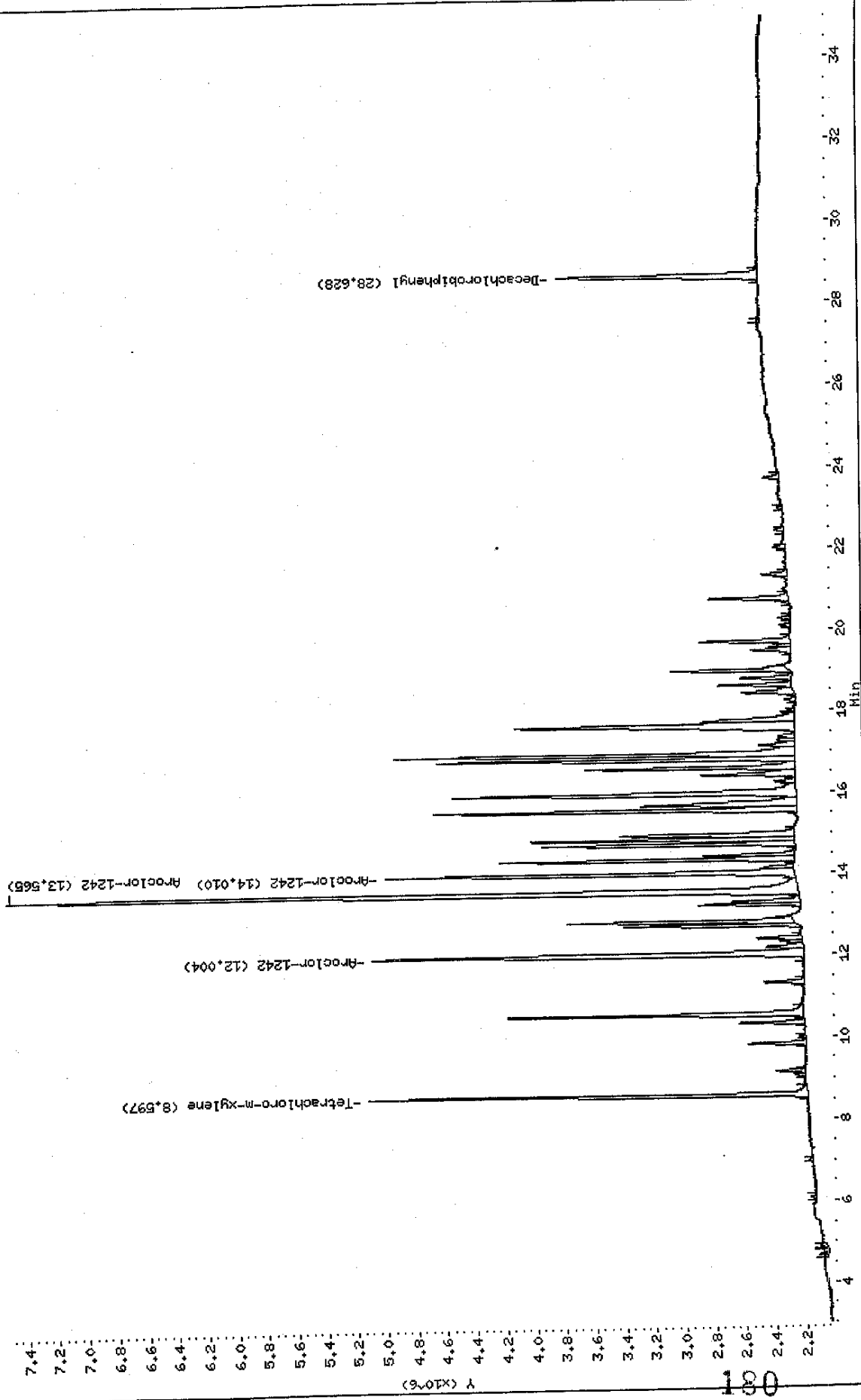
Column phase: DB-1701

Instrument: E4.i

Operator: GHL

Column diameter: 0.53

\\AVOGADRO\USERDATA\Organic\svos\E4.i\020515F.B\E4B3808F.D



Data File: \\AVOCADRO\USERDATA\Organic\svoa\E4, I\02051BR, B\E4B3805R.D

Date: 16-MAY-2002 10:36

Client ID: AR1242AL2

Sample Info: AR1242AL2, AR1242AL2, ar1242.sub,,

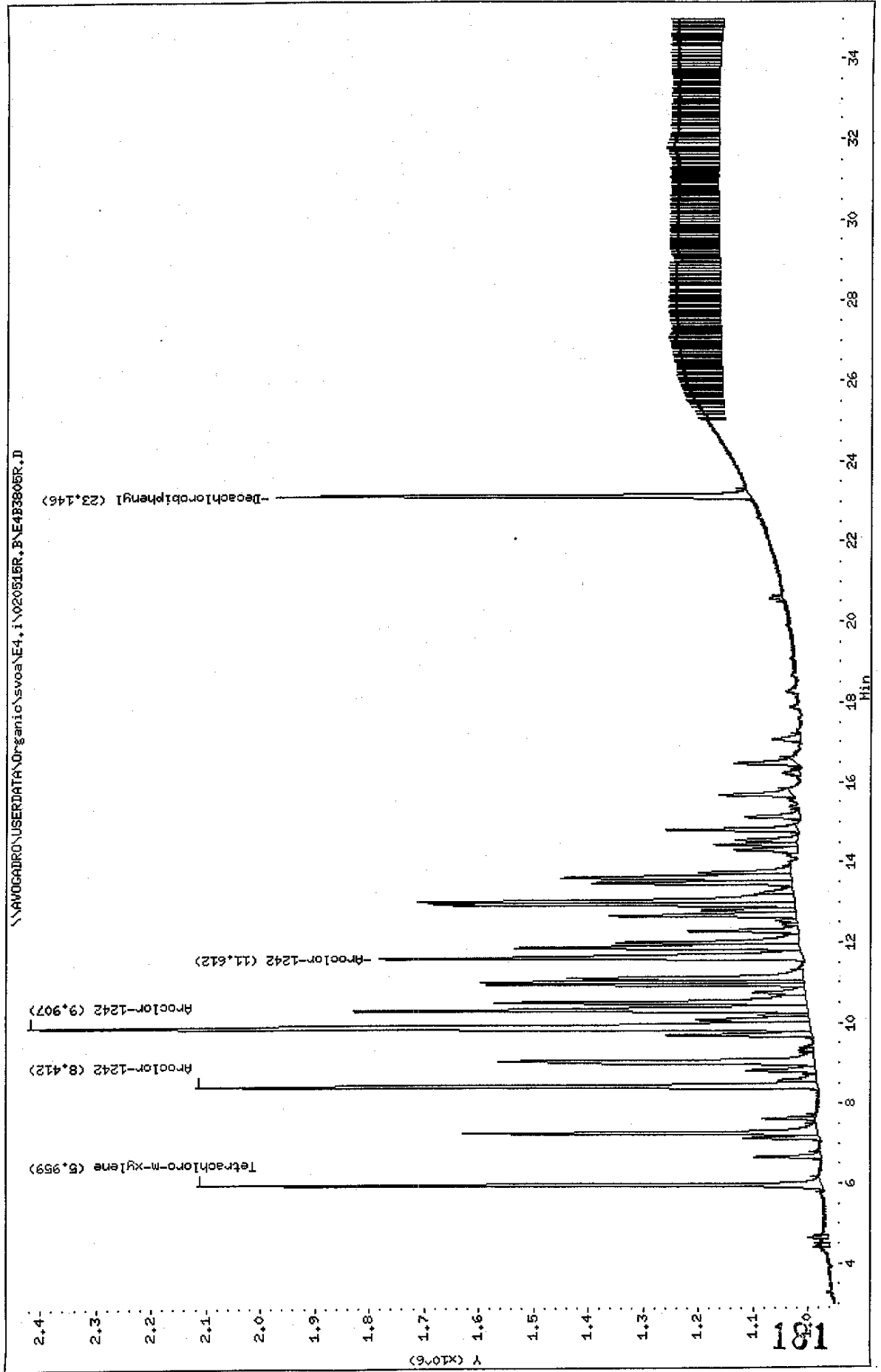
Volume Injected (ul): 1.0

Column phase: DB-608

Instrument: E4.i

Operator: CHL

Column diameter: 0.53



Data File: E4B3805F.D
 Report Date: 17-May-2002 08:17

Mitkem Corporation

Sample #1 : \\AVOGADRO\USERDATA\Organic\svoa\E4.i\020515F.B\E4B3805F.D
 Sample #2 : \\AVOGADRO\USERDATA\Organic\svoa\E4.i\020515R.B\E4B3805R.D
 Inj Date : 16-MAY-2002 10:36
 Sample Info: AR1242AL2,AR1242AL2,,ar1242.sub,,
 Misc Info :
 Cal Date : 17-MAY-2002 07:53
 Operator : GML
 Inst ID : E4.i
 Dil Factor : 1.000000

Method #1 : \\AVOGADRO\USERDATA\Organic\svoa\E4.i\020515F.B\E4_PCB_F.m
 Method #2 : \\AVOGADRO\USERDATA\Organic\svoa\E4.i\020515R.B\E4_PCB_R.m
 Sub List #1 : ar1242.sub
 Sub List #2 : ar1242.sub
 Col #1 Phase : DB-1701
 Col #2 Phase : DB-608

Concentration Formula: Amt * DF * Uf * Vt / (Vo * Vi)

Name	Value	Description
DF	1.000	Dilution Factor
Uf	1.000	Correction factor
Vt	10000.000	Volume of final extract (uL)
Vo	1000.000	Volume of sample extracted (ml)
Vi	1.000	Volume injected (uL)

Compound	RT#1	RT#2	Resp#1	Resp#2	Conc#1 (ug/L)	Conc#2 (ug/L)	Target Range	Ratio
Tetrachloro-m-xylene	8.597	5.959	2939740	1141023	0.010	0.010		100.00 (a)
Aroclor-1242	12.004	8.412	2887156	1136050	0.47	0.48	80.00- 120.00	100.00 (a)
	13.565	9.907	5298190	1426284	0.49	0.52	195.66- 235.66	183.51 (a)
	14.010	11.612	2744739	772875	0.48	0.49	87.30- 127.30	95.07 (a)
	Average of Peak Amounts =				0.48	0.50		
Decachlorobiphenyl	28.628	23.146	1349359	865494	0.010	0.010		100.00 (a)

Jyx
5/17/02

QC Flag Legend

a - Target compound detected but, quantitated amount
 Below Limit Of Quantitation(BLOQ).

Data File: \\AVOCARDR\USERDATA\Organic\svoa\E4.1\020515F.B\E4B3806F.D

Date : 16-MAY-2002 11:15

Client ID: AR1242AL3

Sample Info: AR1242AL3,AR1242AL3,,ar1242.sub,,

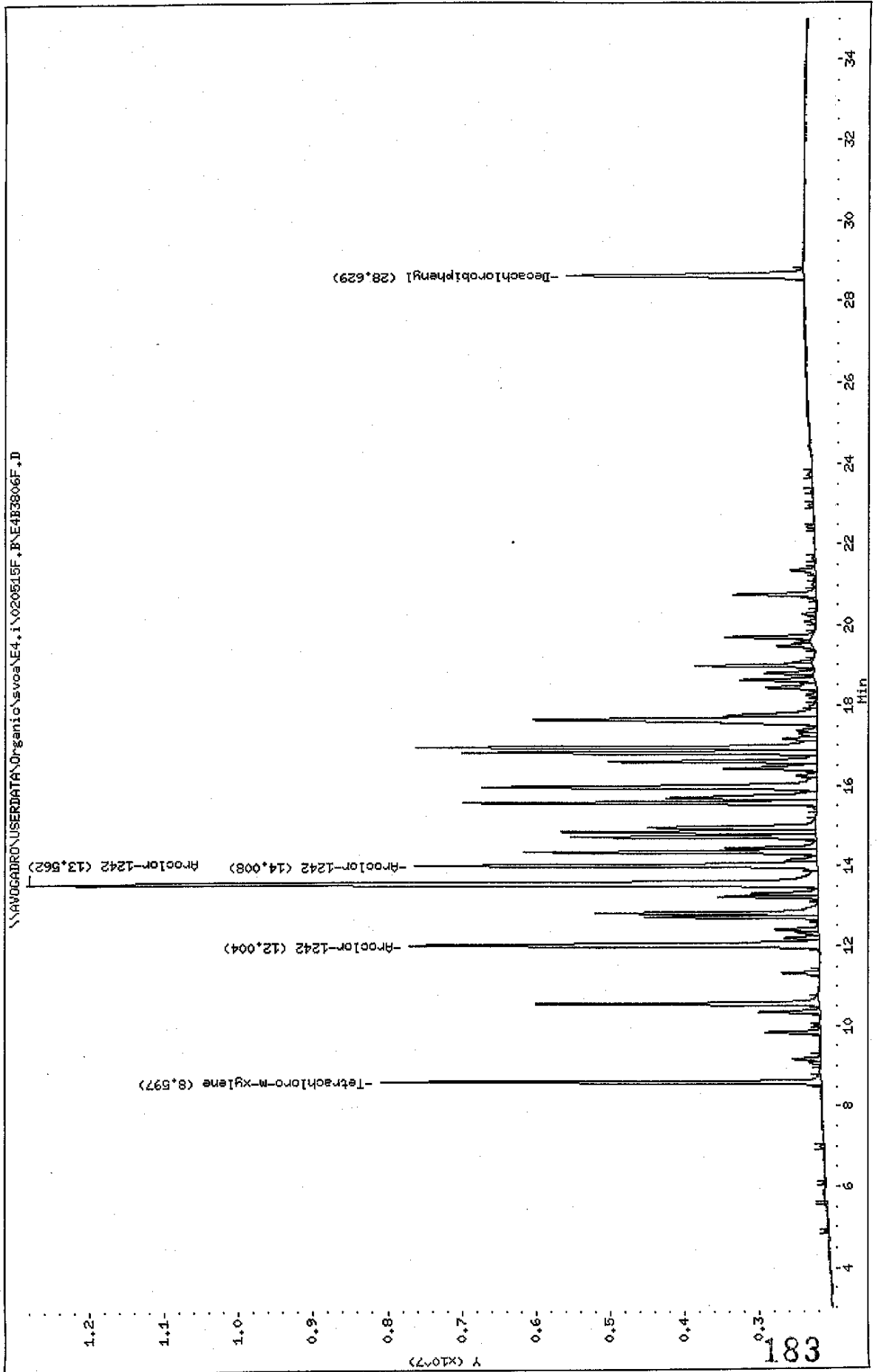
Volume Injected (uL): 1.0

Column phase: DB-1701

Instrument: E4.i

Operator: CHL

Column diameter: 0.53



Data File: \\AV00GADRO\USERDATA\Organic\svosa\E4.i\020515R.B\FE4B3806R.D

Date : 16-MAY-2002 11:15

Client ID: AR1242AL3

Sample Info: AR1242AL3,AR1242AL3,,ar1242.sub,,

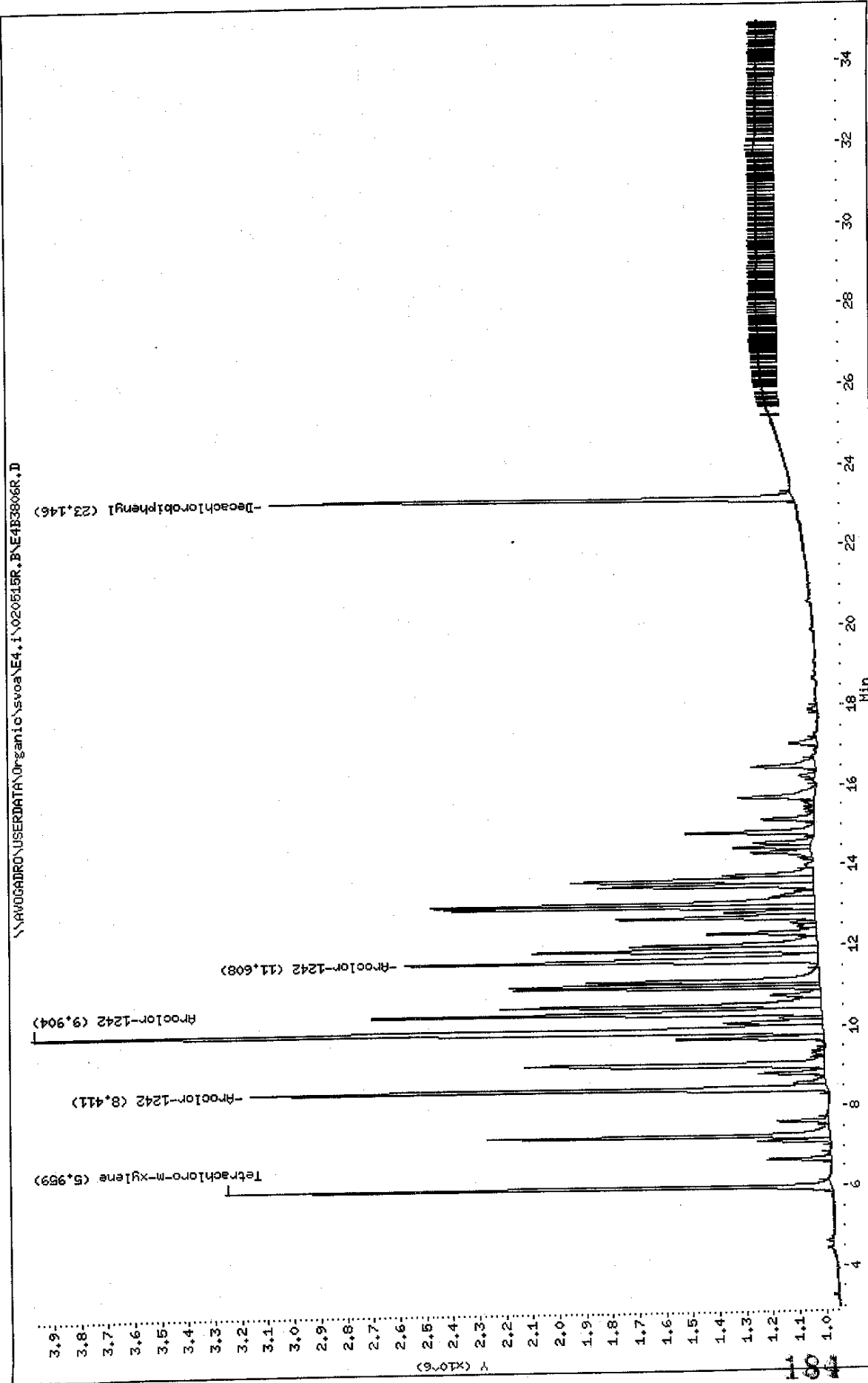
Volume Injected (uL): 1.0

Column phase: DB-608

Instrument: E4.i

Operator: GML

Column diameter: 0.53



Data File: E4B3806F.D
 Report Date: 17-May-2002 08:17

Mitkem Corporation

Sample #1 : \\AVOGADRO\USERDATA\Organic\svoa\E4.i\020515F.B\E4B3806F.D
 Sample #2 : \\AVOGADRO\USERDATA\Organic\svoa\E4.i\020515R.B\E4B3806R.D
 Inj Date : 16-MAY-2002 11:15
 Sample Info: AR1242AL3,AR1242AL3,,ar1242.sub,,
 Misc Info :
 Cal Date : 17-MAY-2002 07:53
 Operator : GML
 Inst ID : E4.i
 Dil Factor : 1.000000

Method #1 : \\AVOGADRO\USERDATA\Organic\svoa\E4.i\020515F.B\E4_PCB_F.m
 Method #2 : \\AVOGADRO\USERDATA\Organic\svoa\E4.i\020515R.B\E4_PCB_R.m
 Sub List #1 : ar1242.sub
 Sub List #2 : ar1242.sub
 Col #1 Phase : DB-1701
 Col #2 Phase : DB-608

Concentration Formula: Amt * DF * Uf * Vt / (Vo * Vi)

Name	Value	Description
DF	1.000	Dilution Factor
Uf	1.000	Correction factor
Vt	10000.000	Volume of final extract (uL)
Vo	1000.000	Volume of sample extracted (ml)
Vi	1.000	Volume injected (uL)

Compound	RT#1	RT#2	Resp#1	Resp#2	Conc#1 (ug/L)	Conc#2 (ug/L)	Target Range	Ratio
Tetrachloro-m-xylene	8.597	5.959	5914248	2278945	0.020	0.020		100.00 (a)
Aroclor-1242	12.004	8.411	5515181	2172985	0.93	0.95	80.00- 120.00	100.00 (a)
	13.562	9.904	10605192	2970140	0.98	1.0	195.66- 235.66	192.29 (a)
	14.008	11.608	5400688	1550112	0.96	0.99	87.30- 127.30	97.92 (a)
	Average of Peak Amounts =				0.96	0.98		
Decachlorobiphenyl	28.629	23.146	3190481	1968151	0.022	0.022		100.00 (a)

JW
5/17/02

QC Flag Legend

a - Target compound detected but, quantitated amount
 Below Limit Of Quantitation(BLOQ).

Data File: \\NAVOGARD\DR0\USER\DATA\Organic\svoa\E4.1\020515F.B\E4B3807F.D

Date: 16-MAY-2002 13:26

Client ID: AR1242AL4

Sample Info: AR1242AL4,AR1242AL4,,ar1242.sub,,

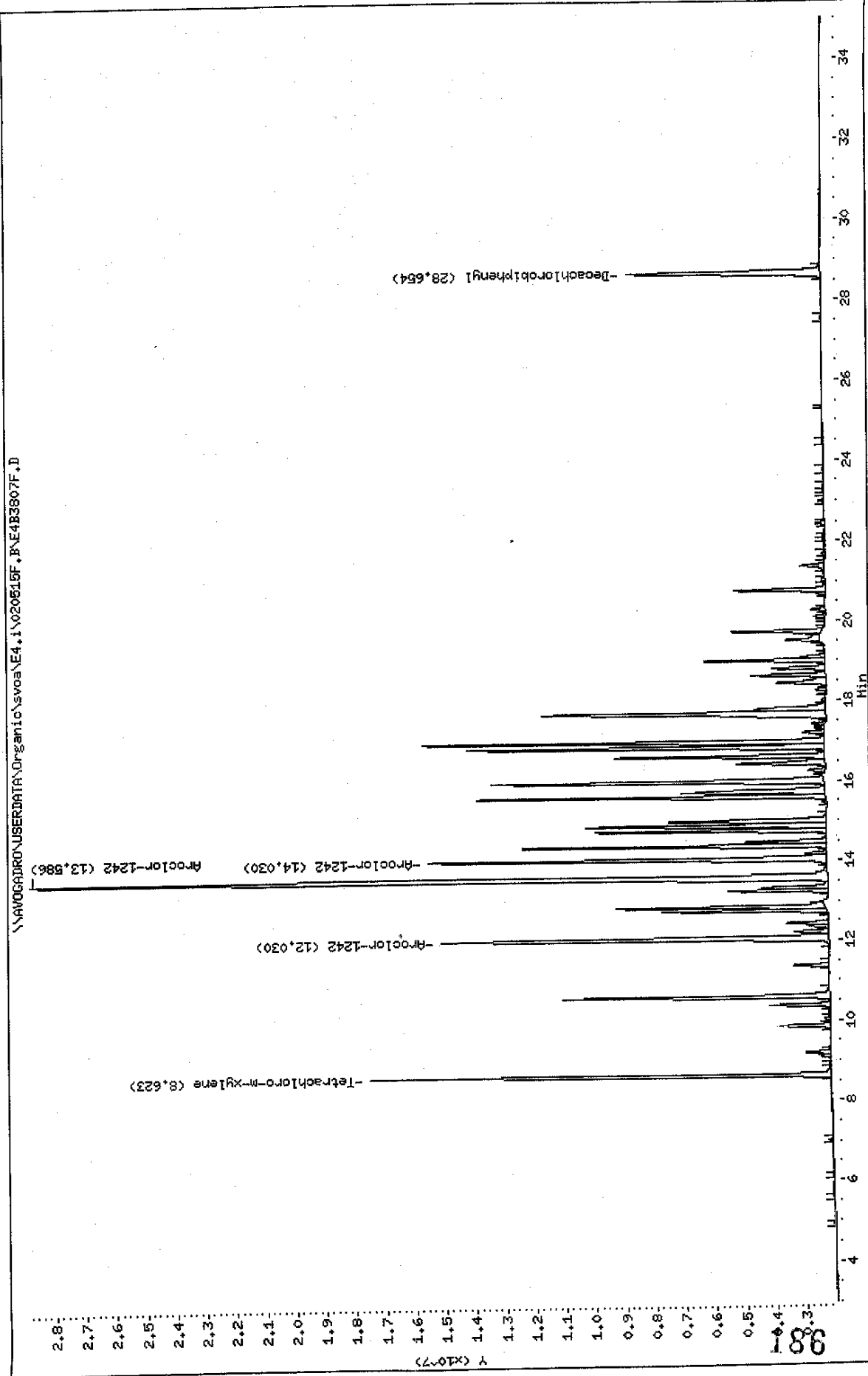
Volume Injected (uL): 1.0

Column phase: DB-1701

Instrument: E4.1

Operator: CML

Column diameter: 0.53



Data File: \\AVOCADRO\USERDATA\Organic\svoa\E4.1\020515R.P\E4B3807R.D

Date : 16-MAY-2002 13:26

Client ID: AR1242AL4

Sample Info: AR1242AL4,AR1242AL4,,ar1242.sub,,

Volume Injected (ul): 1.0

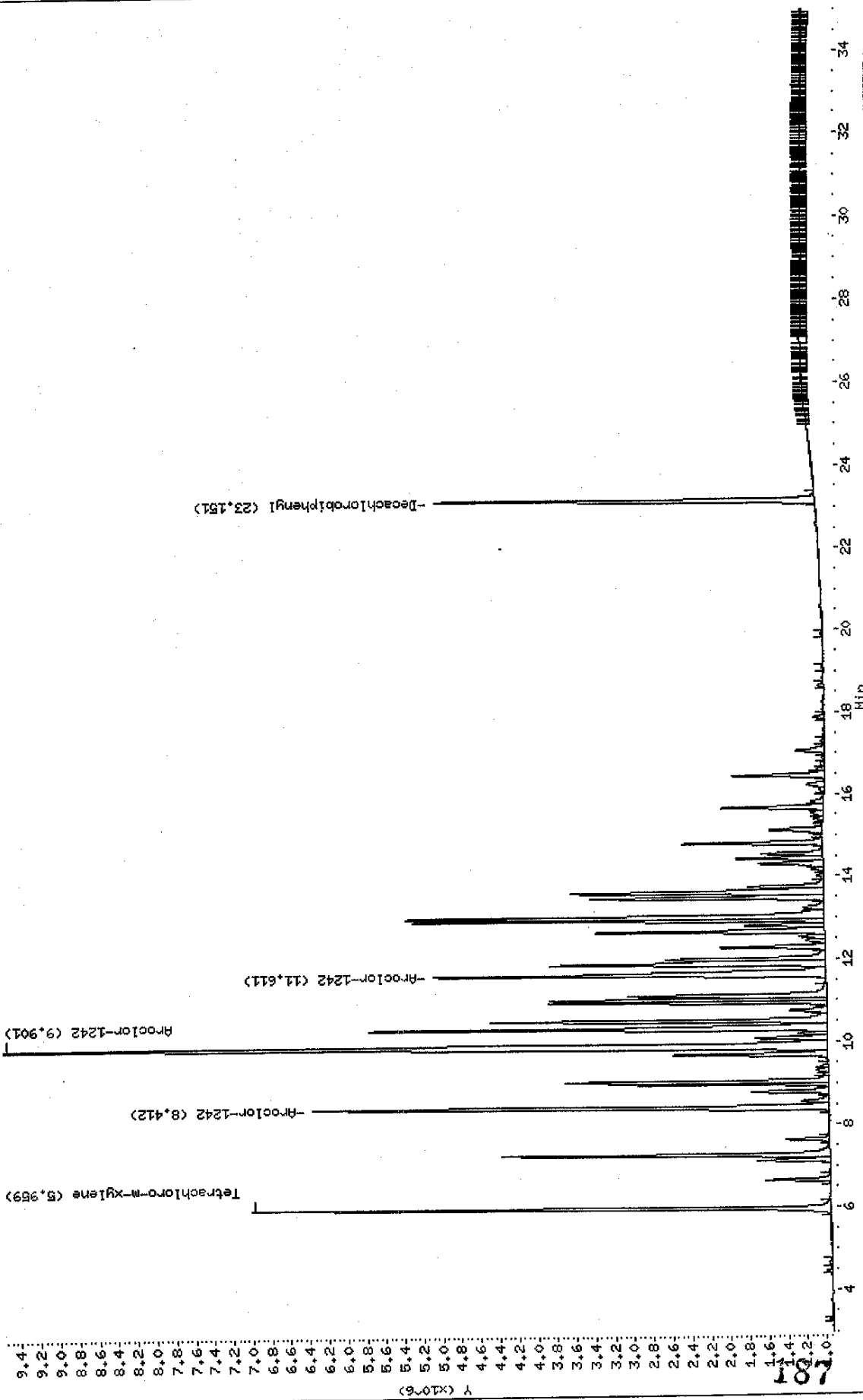
Column phase: DB-608

Instrument: E4.1

Operator: GHL

Column diameter: 0.53

\\AVOCADRO\USERDATA\Organic\svoa\E4.1\020515R.P\E4B3807R.D



Data File: E4B3807F.D
 Report Date: 17-May-2002 08:17

Mitkem Corporation

Sample #1 : \\AVOGADRO\USERDATA\Organic\svoa\E4.i\020515F.B\E4B3807F.D
 Sample #2 : \\AVOGADRO\USERDATA\Organic\svoa\E4.i\020515R.B\E4B3807R.D
 Inj Date : 16-MAY-2002 13:26
 Sample Info: AR1242AL4,AR1242AL4,,ar1242.sub,,
 Misc Info :
 Cal Date : 17-MAY-2002 07:53
 Operator : GML
 Inst ID : E4.i
 Dil Factor : 1.000000

Method #1 : \\AVOGADRO\USERDATA\Organic\svoa\E4.i\020515F.B\E4_PCB_F.m
 Method #2 : \\AVOGADRO\USERDATA\Organic\svoa\E4.i\020515R.B\E4_PCB_R.m
 Sub List #1 : ar1242.sub
 Sub List #2 : ar1242.sub
 Col #1 Phase : DB-1701
 Col #2 Phase : DB-608

Concentration Formula: Amt * DF * Uf * Vt / (Vo * Vi)

Name	Value	Description
DF	1.000	Dilution Factor
Uf	1.000	Correction factor
Vt	10000.000	Volume of final extract (uL)
Vo	1000.000	Volume of sample extracted (ml)
Vi	1.000	Volume injected (uL)

Compound	RT#1	RT#2	Resp#1	Resp#2	Conc#1 (ug/L)	Conc#2 (ug/L)	Target Range	Ratio
Tetrachloro-m-xylene	8.623	5.959	15352126	6052178	0.051	0.050		100.00 (a)
Aroclor-1242	12.030	8.412	12910835	5400023	2.2	2.4	80.00- 120.00	100.00
	13.586	9.901	26537719	8596242	2.5	2.9	195.66- 235.66	205.55
	14.030	11.611	13267562	4094550	2.4	2.6	87.30- 127.30	102.76
	Average of Peak Amounts =				2.4	2.6		
Decachlorobiphenyl	28.654	23.151	6445075	3979450	0.046	0.044		100.00 (a)

30x
5/17/02

QC Flag Legend

a - Target compound detected but, quantitated amount
 Below Limit Of Quantitation(BLOQ).

Data File: \\AVUGADRON\USERDATA\Organic\svoa\E4.i\020515F.BNE4B3608F.D

Date : 16-MAY-2002 14:05

Client ID: AR1242AL5

Sample Info: AR1242AL5,AR1242AL5,,ar1242,sub,,

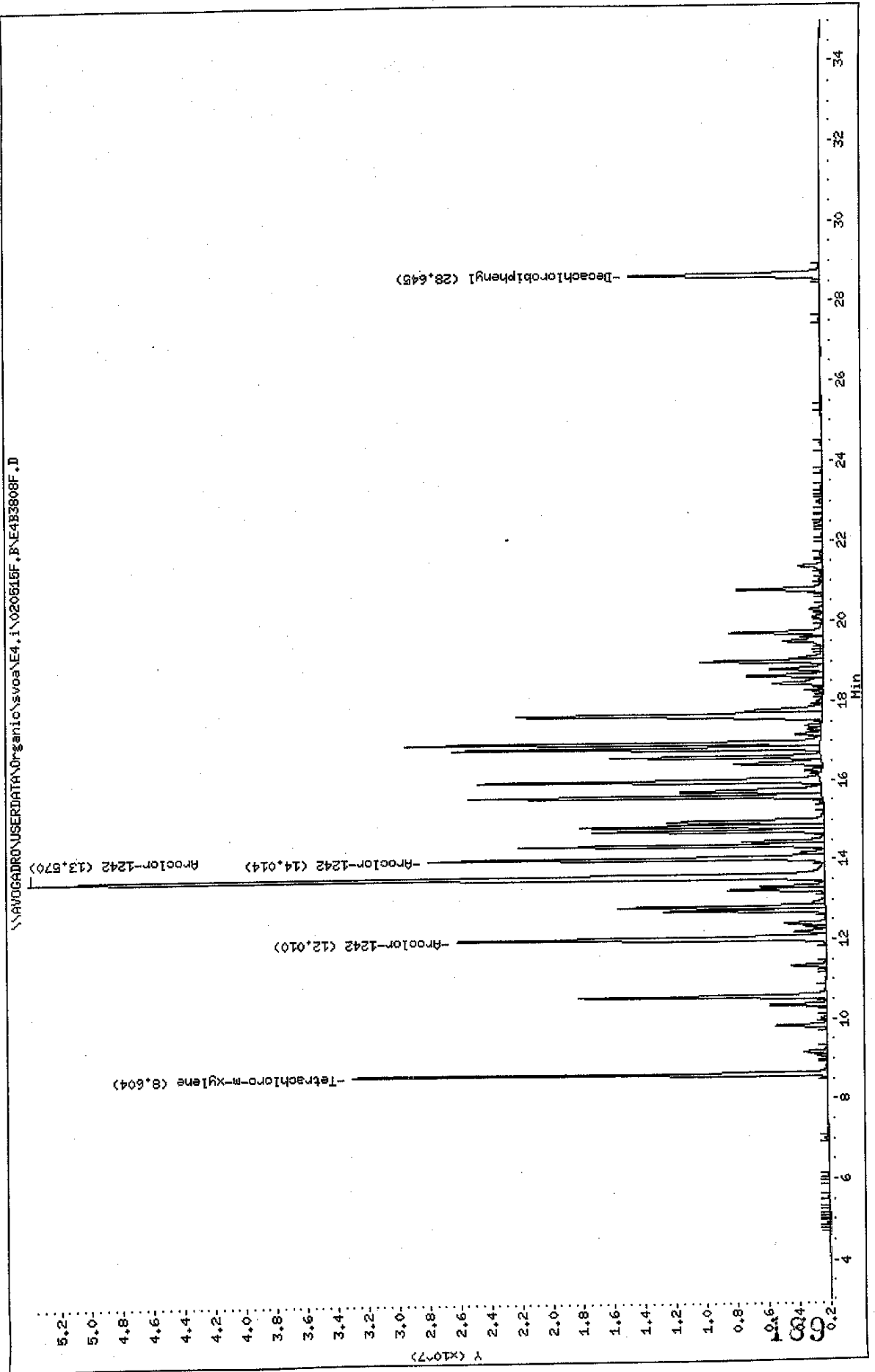
Volume Injected (uL): 1.0

Column phase: DB-1701

Instrument: E4.i

Operator: GML

Column diameter: 0.53



Data File: \\AVOCADRO\USERDATA\Organic\svos\E4.i\020515R.B\E4B3608R.D

Date : 16-MAY-2002 14:05

Client ID: AR1242AL5

Sample Info: AR1242AL5,AR1242AL5,,ar1242.sub,,

Volume Injected (uL): 1.0

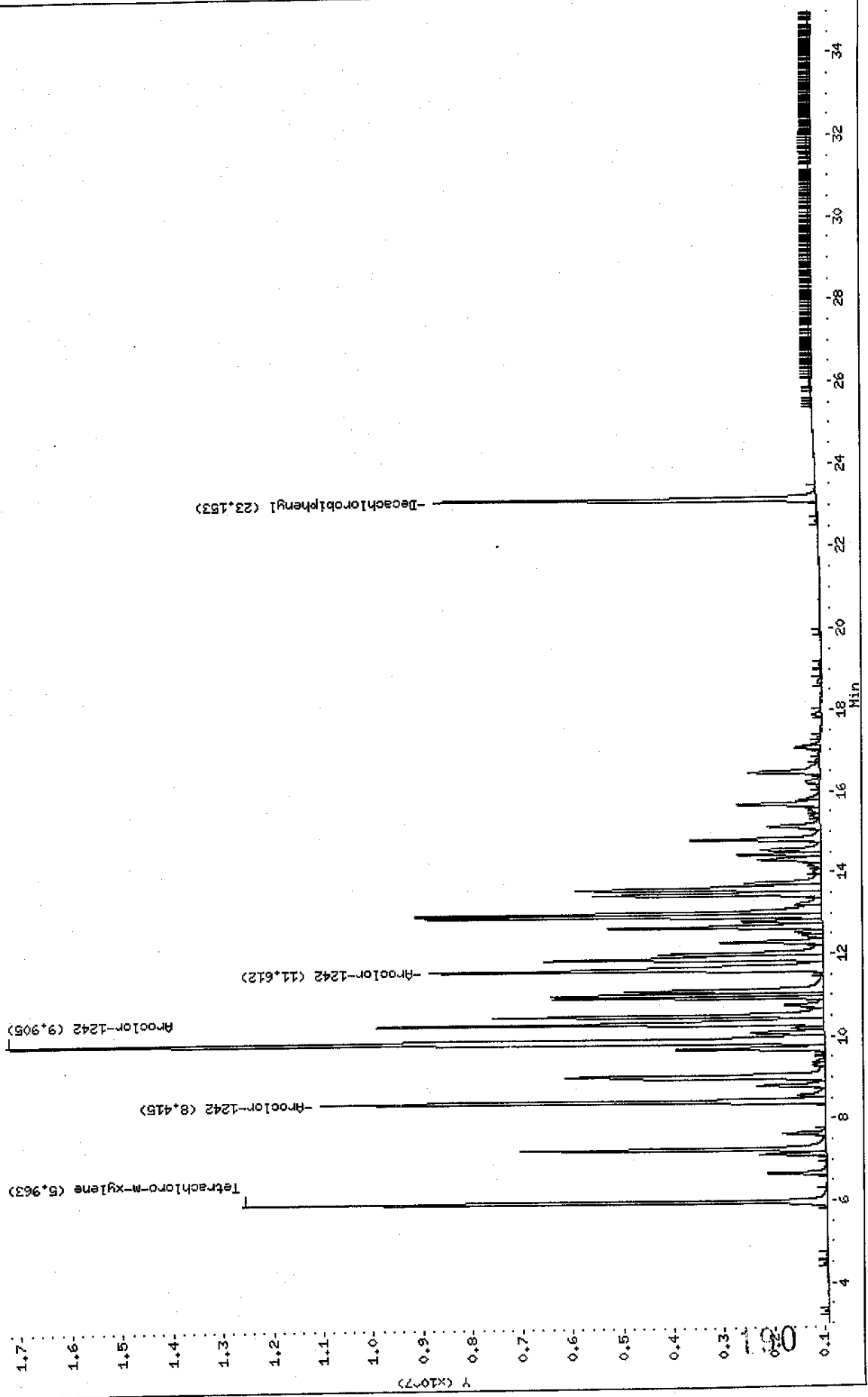
Column phase: DB-608

Instrument: E4.i

Operator: GML

Column diameter: 0.53

\\AVOCADRO\USERDATA\Organic\svos\E4.i\020515R.B\E4B3608R.D



Data File: E4B3808F.D
 Report Date: 17-May-2002 08:17

Mitkem Corporation

Sample #1 : \\AVOGADRO\USERDATA\Organic\svoa\E4.i\020515F.B\E4B3808F.D
 Sample #2 : \\AVOGADRO\USERDATA\Organic\svoa\E4.i\020515R.B\E4B3808R.D
 Inj Date : 16-MAY-2002 14:05
 Sample Info: AR1242AL5,AR1242AL5,,ar1242.sub,,
 Misc Info :
 Cal Date : 17-MAY-2002 07:53
 Operator : GML
 Inst ID : E4.i
 Dil Factor : 1.000000

Method #1 : \\AVOGADRO\USERDATA\Organic\svoa\E4.i\020515F.B\E4_PCB_F.m
 Method #2 : \\AVOGADRO\USERDATA\Organic\svoa\E4.i\020515R.B\E4_PCB_R.m
 Sub List #1 : ar1242.sub
 Sub List #2 : ar1242.sub
 Col #1 Phase : DB-1701
 Col #2 Phase : DB-608

Concentration Formula: Amt * DF * Uf * Vt / (Vo * Vi)

Name	Value	Description
DF	1.000	Dilution Factor
Uf	1.000	Correction factor
Vt	10000.000	Volume of final extract (uL)
Vo	1000.000	Volume of sample extracted (ml)
Vi	1.000	Volume injected (uL)

Compound	RT#1	RT#2	Resp#1	Resp#2	Conc#1 (ug/L)	Conc#2 (ug/L)	Target Range	Ratio
Tetrachloro-m-xylene	8.604	5.963	30918115	11663258	0.10	0.099		100.00
Aroclor-1242	12.010	8.415	23987328	10089121	4.3	4.6	80.00- 120.00	100.00
	13.570	9.905	51731255	16293129	4.8	5.4	195.66- 235.66	215.66
	14.014	11.612	25737655	7846025	4.7	5.0	87.30- 127.30	107.30
	Average of Peak Amounts =				4.6	5.0		
Decachlorobiphenyl	28.645	23.153	12441618	7632459	0.090	0.090		100.00

370
5/17/02

Data File: \\AVOCARDR\USERDATA\Organic\svoa\E4.1\020616F.B\E4B3809F.D

Date : 16-MAY-2002 14:44

Client ID: AR1248AL1

Sample Info: AR1248AL1.AR1248AL1,,ar1248.sub,,

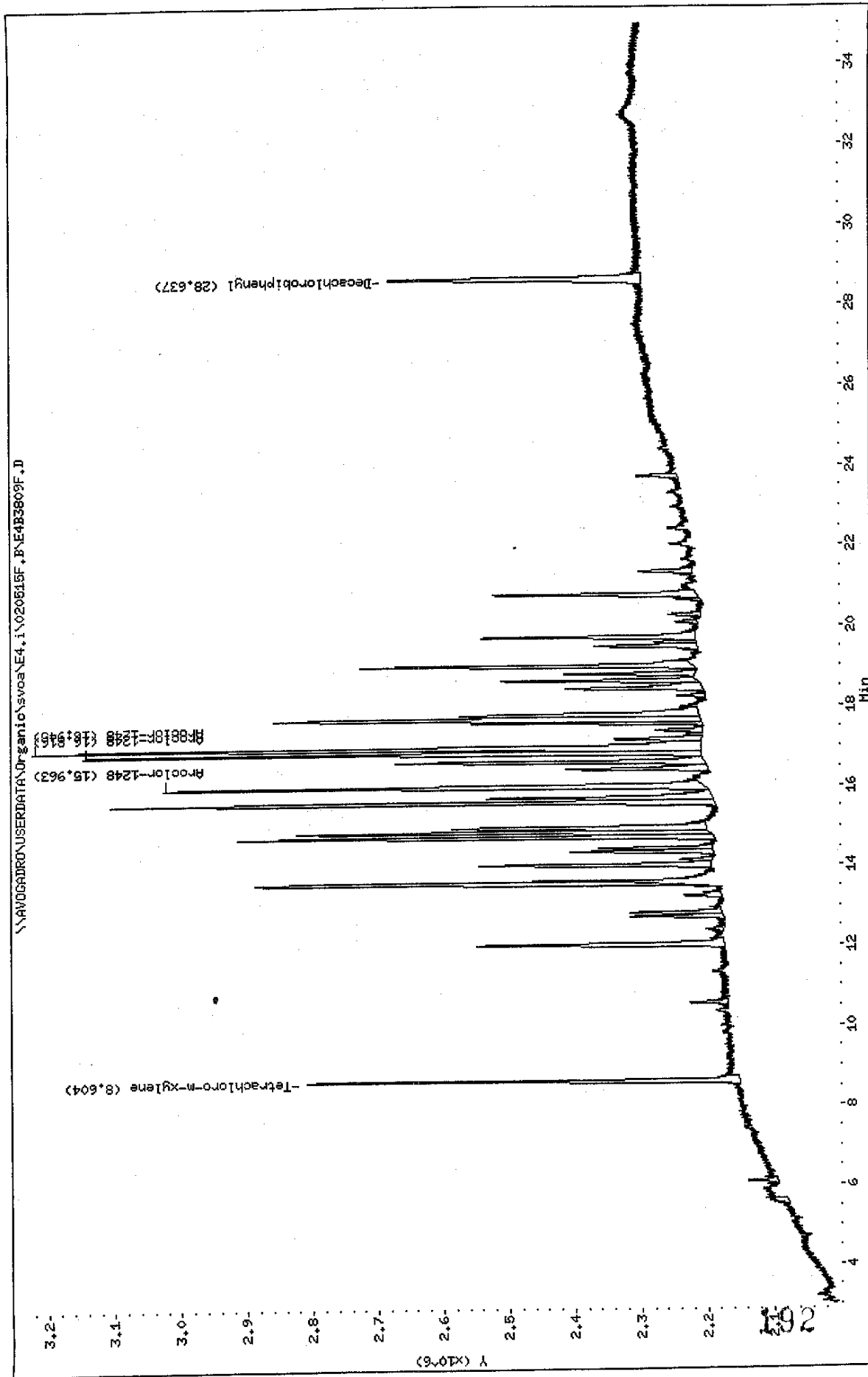
Volume Injected (uL): 1.0

Column phase: DB-1701

Instrument: E4.i

Operator: CHL

Column diameter: 0.53



Data File: \\AVOCADRO\USERDATA\Organic\svoa\E4.i\020515R.B\E4B3809R.D

Date: 16-MAY-2002 14:44

Client ID: AR1248A1

Sample Info: AR1248A1,AR1248A1,,ar1248.sub,,

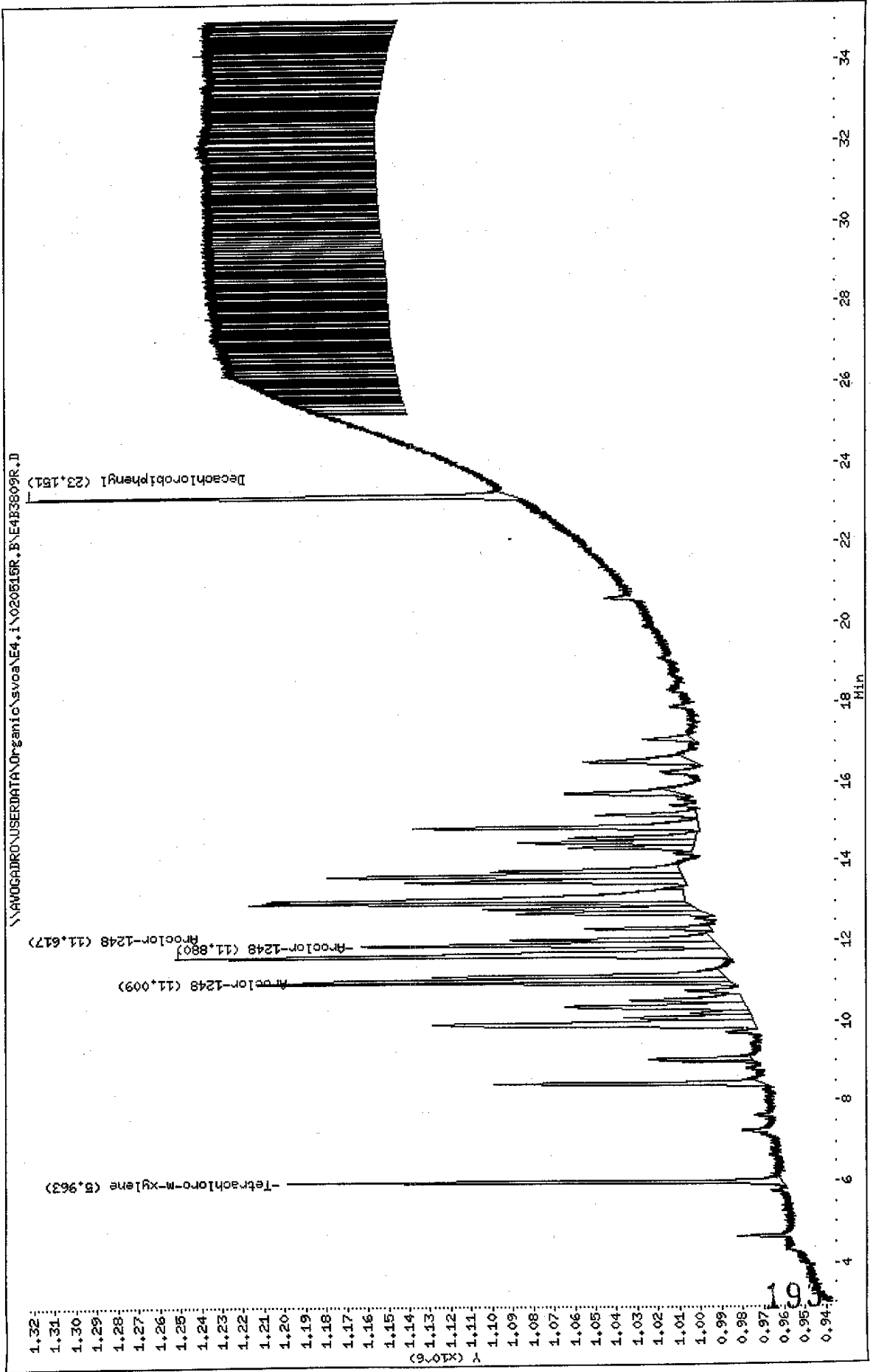
Volume Injected (ul): 1.0

Column phase: DB-608

Instrument: E4.i

Operator: GHL

Column diameter: 0.53



Data File: E4B3809F.D
 Report Date: 17-May-2002 08:17

Mitkem Corporation

Sample #1 : \\AVOGADRO\USERDATA\Organic\svoa\E4.i\020515F.B\E4B3809F.D
 Sample #2 : \\AVOGADRO\USERDATA\Organic\svoa\E4.i\020515R.B\E4B3809R.D
 Inj Date : 16-MAY-2002 14:44
 Sample Info: AR1248AL1,AR1248AL1,,ar1248.sub,,
 Misc Info :
 Cal Date : 17-MAY-2002 07:53
 Operator : GML
 Inst ID : E4.i
 Dil Factor : 1.000000

Method #1 : \\AVOGADRO\USERDATA\Organic\svoa\E4.i\020515F.B\E4_PCB_F.m
 Method #2 : \\AVOGADRO\USERDATA\Organic\svoa\E4.i\020515R.B\E4_PCB_R.m
 Sub List #1 : ar1248.sub
 Sub List #2 : ar1248.sub
 Col #1 Phase : DB-1701
 Col #2 Phase : DB-608

Concentration Formula: Amt * DF * Uf * Vt / (Vo * Vi)

Name	Value	Description
DF	1.000	Dilution Factor
Uf	1.000	Correction factor
Vt	10000.000	Volume of final extract (uL)
Vo	1000.000	Volume of sample extracted (ml)
Vi	1.000	Volume injected (uL)

Compound	RT#1	RT#2	Resp#1	Resp#2	Conc#1 (ug/L)	Conc#2 (ug/L)	Target Range	Ratio
Tetrachloro-m-xylene	8.604	5.963	656805	237816	0.0021	0.0021		100.00(a)
Aroclor-1248	15.963	11.880	822369	171506	0.10	0.10	80.00- 120.00	100.00(a)
	16.816	11.009	938731	204763	0.10	0.10	103.97- 143.97	114.15(a)
	16.945	11.617	1014588	266165	0.10	0.10	114.66- 154.66	123.37(a)
	Average of Peak Amounts =				0.10	0.10		
Decachlorobiphenyl	28.637	23.151	384289	234406	0.0026	0.0026		100.00(a)

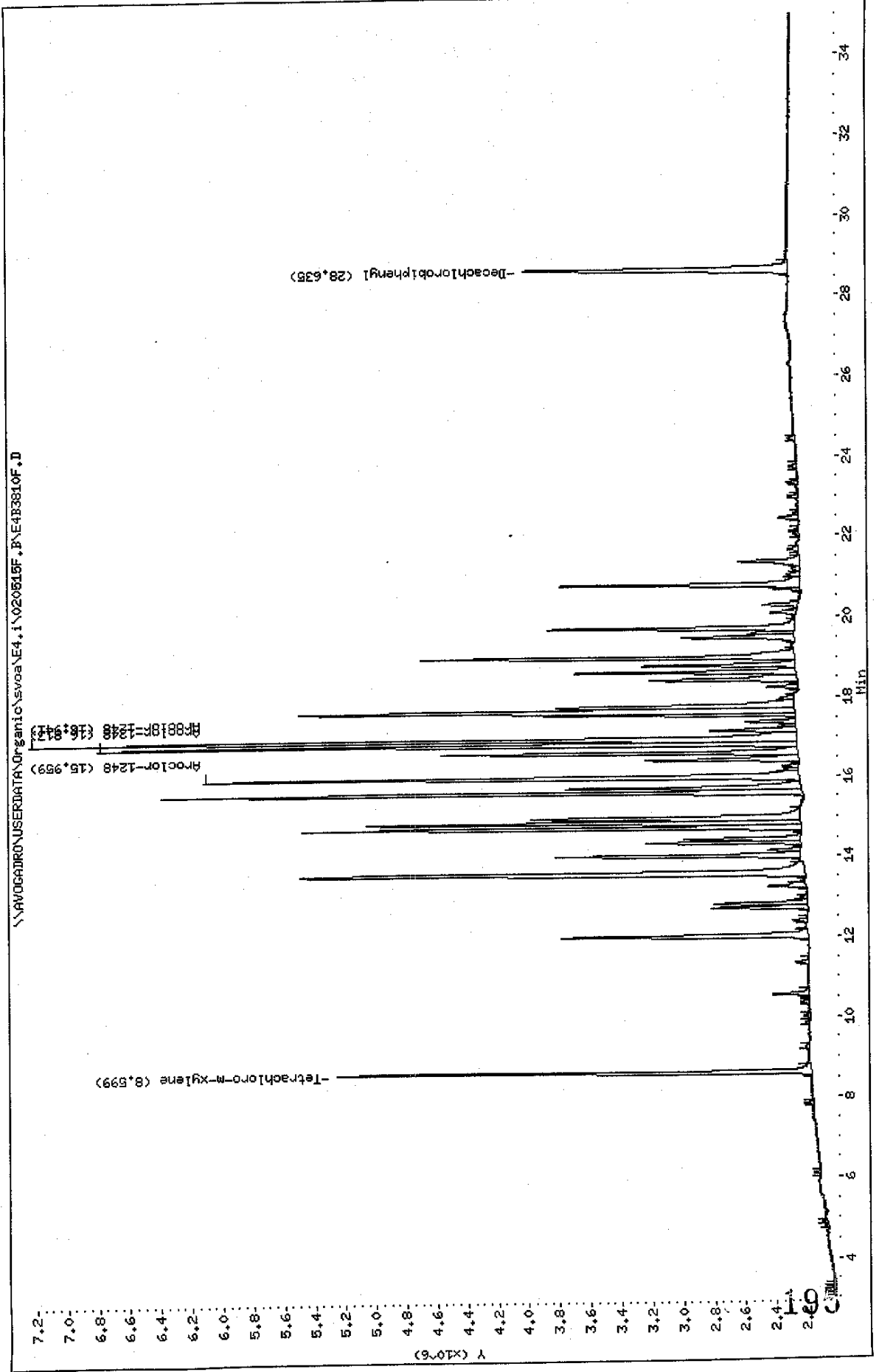
JW
5/16/02

QC Flag Legend

a - Target compound detected but, quantitated amount
 Below Limit Of Quantitation(BLOQ).

Data File: \\AVDGDADRO\USERDATA\Organic\svoa\E4.i\020515F.P\E4B3810F.D
 Date: 16-MAY-2002 15:23
 Client ID: AR1248AL2
 Sample Info: AR1248AL2,AR1248AL2,,ar1248.sub,,
 Volume Injected (ul): 1.0
 Column phase: DB-1701

Instrument: E4.i
 Operator: GHL
 Column diameter: 0.53



Data File: \\AVOCADRO\USERDATA\Organic\svos\E4.i\020515R.B\E4B3610R.D

Date : 16-MAY-2002 15:23

Client ID: AR1248AL2

Sample Info: AR1248AL2,AR1248AL2,,ar1248.sub,,

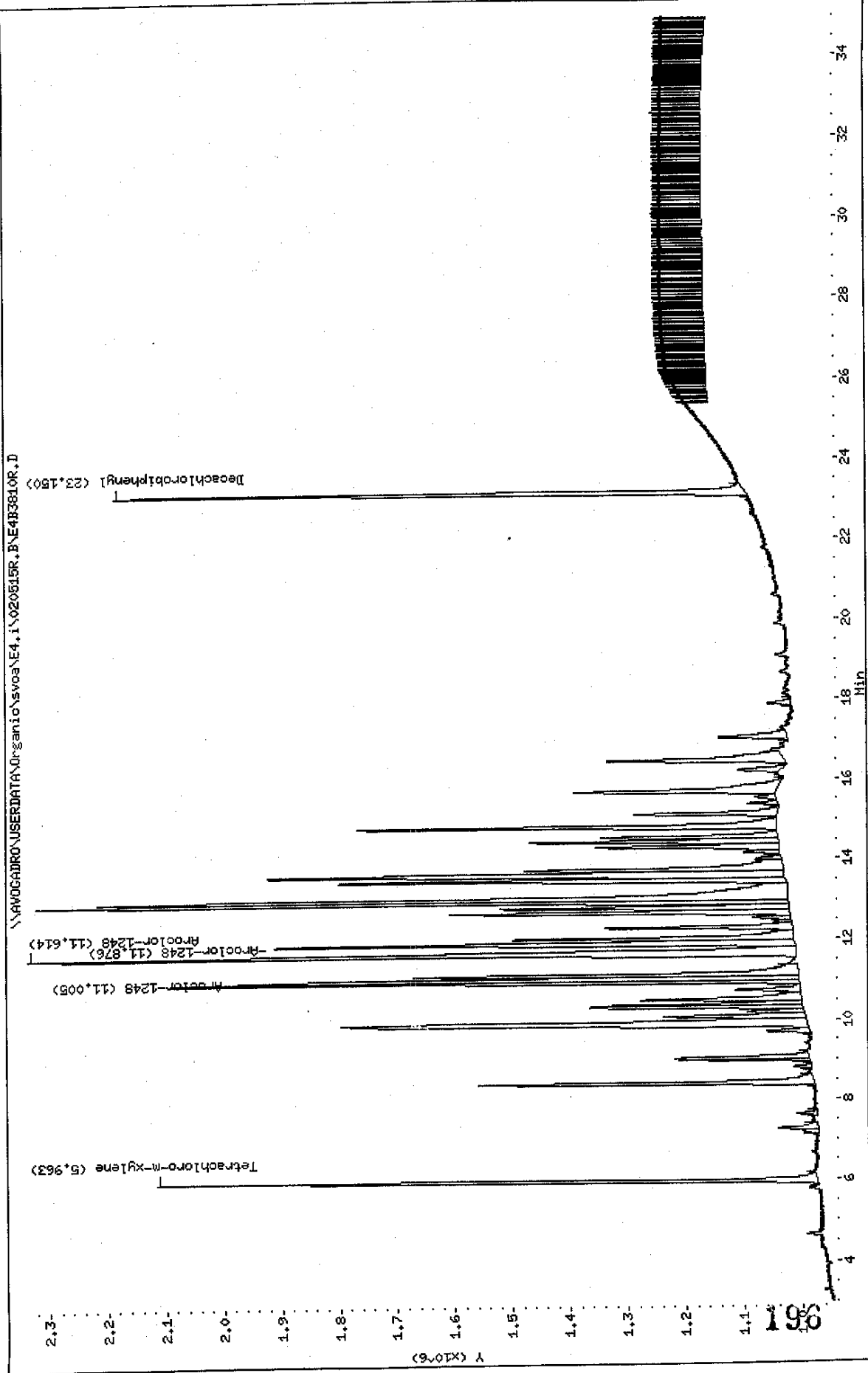
Volume Injected (uL): 1.0

Column phase: DB-608

Instrument: E4.i

Operator: GML

Column diameter: 0.53



Data File: E4B3810F.D
 Report Date: 17-May-2002 08:17

Mitkem Corporation

Sample #1 : \\AVOGADRO\USERDATA\Organic\svoa\E4.i\020515F.B\E4B3810F.D
 Sample #2 : \\AVOGADRO\USERDATA\Organic\svoa\E4.i\020515R.B\E4B3810R.D
 Inj Date : 16-MAY-2002 15:23
 Sample Info: AR1248AL2,AR1248AL2,,ar1248.sub,,
 Misc Info :
 Cal Date : 17-MAY-2002 07:53
 Operator : GML
 Inst ID : E4.i
 Dil Factor : 1.000000

Method #1 : \\AVOGADRO\USERDATA\Organic\svoa\E4.i\020515F.B\E4_PCB_F.m
 Method #2 : \\AVOGADRO\USERDATA\Organic\svoa\E4.i\020515R.B\E4_PCB_R.m
 Sub List #1 : ar1248.sub
 Sub List #2 : ar1248.sub
 Col #1 Phase : DB-1701
 Col #2 Phase : DB-608

Concentration Formula: Amt * DF * Uf * Vt / (Vo * Vi)

Name	Value	Description
DF	1.000	Dilution Factor
Uf	1.000	Correction factor
Vt	10000.000	Volume of final extract (uL)
Vo	1000.000	Volume of sample extracted (ml)
Vi	1.000	Volume injected (uL)

Compound	RT#1	RT#2	Resp#1	Resp#2	Conc#1 (ug/L)	Conc#2 (ug/L)	Target Range	Ratio
Tetrachloro-m-xylene	8.599	5.963	3082995	1141200	0.0100	0.0098		100.00 (a)
Aroclor-1248	15.959	11.876	3880642	898648	0.48	0.50	80.00- 120.00	100.00 (a)
	16.813	11.005	4543981	969823	0.49	0.50	103.97- 143.97	117.09 (a)
	16.941	11.614	4977603	1325668	0.50	0.50	114.66- 154.66	128.27 (a)
	Average of Peak Amounts =				0.49	0.50		
Decachlorobiphenyl	28.635	23.150	1717919	1092254	0.011	0.012		100.00 (a)

JR
5/17/02

QC Flag Legend

a - Target compound detected but, quantitated amount
 Below Limit Of Quantitation(BLOQ).

Data File: \\NAVOGADRON\USERDATA\Organic\svoa\E4.i\020515F,BAE4B3811F.D

Date: 16-MAY-2002 16:02

Client ID: AR1248AL3

Sample Info: AR1248AL3,AR1248AL3,,ar1248.sub,,

Volume Injected (uL): 1.0

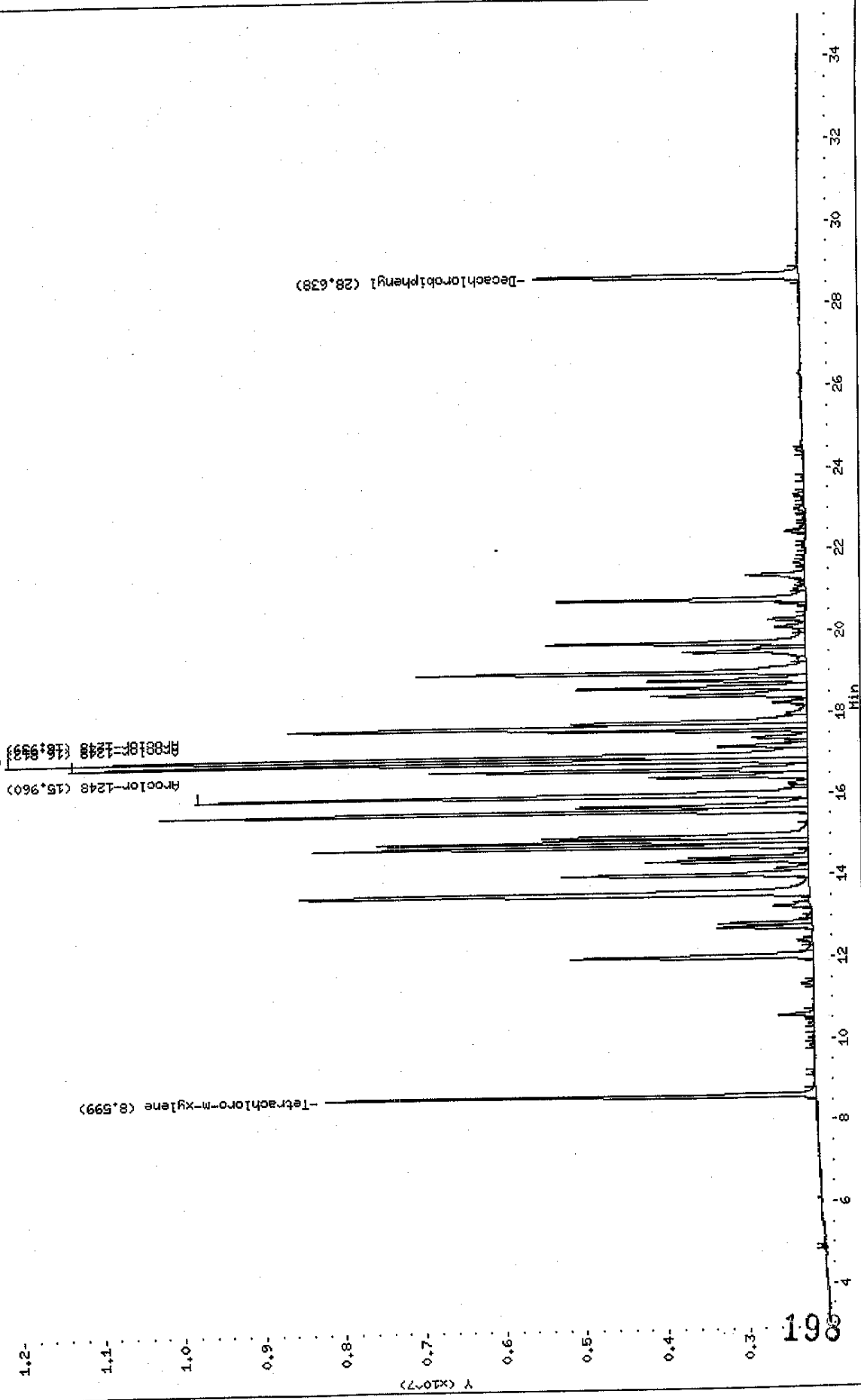
Column phase: DB-1701

Instrument: E4.i

Operator: GHL

Column diameter: 0.53

\\NAVOGADRON\USERDATA\Organic\svoa\E4.i\020515F,BAE4B3811F.D



Data File: \\AVOCADRON\USERDATA\Organic\svoa\E4.i\020515R.F\4E4B3811R.D

Date: 16-MAY-2002 16:02

Client ID: AR1248AL3

Sample Info: AR1248AL3,AR1248AL3,,ar1248,sub,,

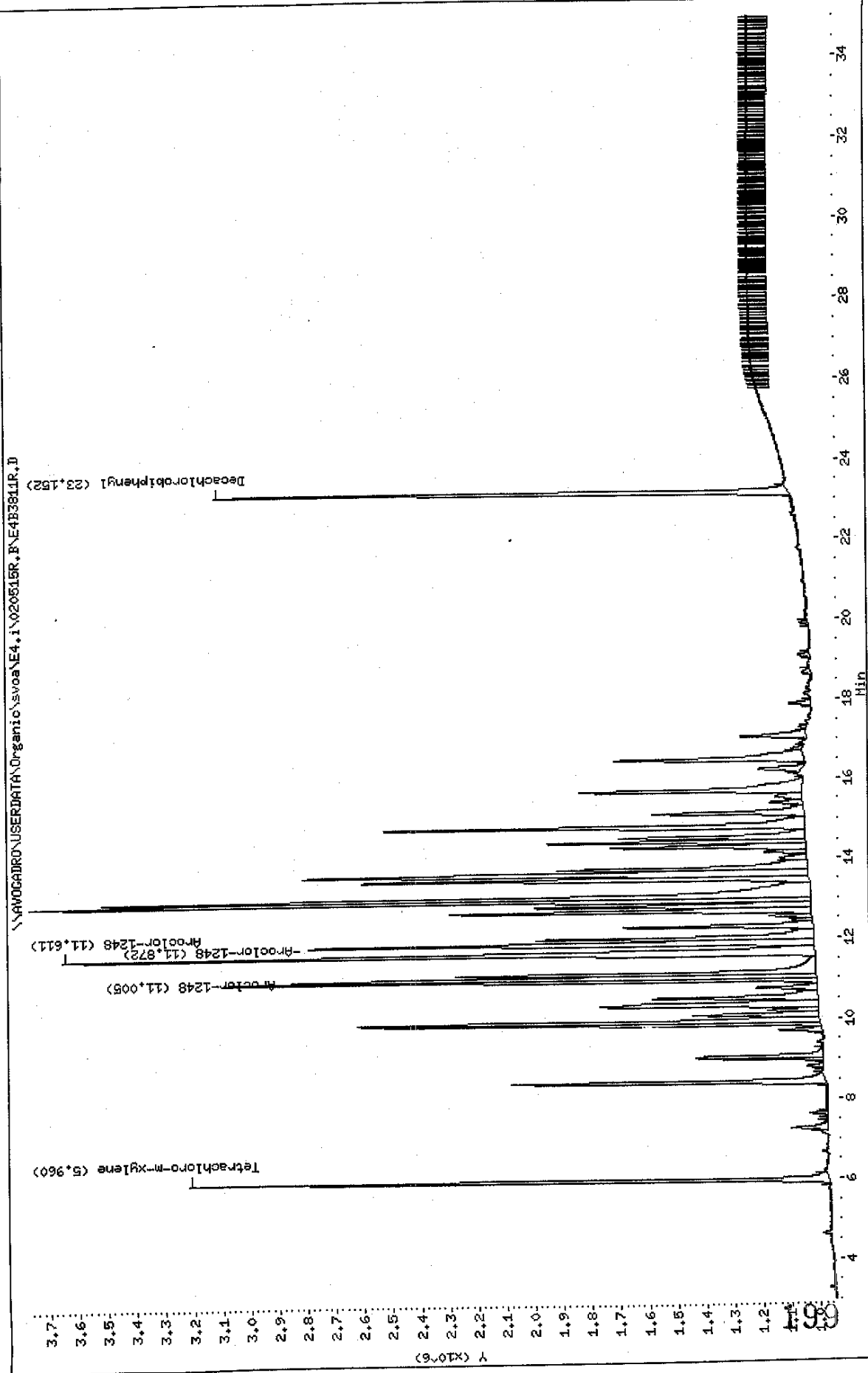
Volume Injected (uL): 1.0

Column phase: DB-608

Instrument: E4.1

Operator: GML

Column diameter: 0.53



Data File: E4B3811F.D
 Report Date: 17-May-2002 08:18

Mitkem Corporation

Sample #1 : \\AVOGADRO\USERDATA\Organic\svoa\E4.i\020515F.B\E4B3811F.D
 Sample #2 : \\AVOGADRO\USERDATA\Organic\svoa\E4.i\020515R.B\E4B3811R.D
 Inj Date : 16-MAY-2002 16:02
 Sample Info: AR1248AL3,AR1248AL3,,ar1248.sub,,
 Misc Info :
 Cal Date : 17-MAY-2002 07:53
 Operator : GML
 Inst ID : E4.i
 Dil Factor : 1.000000

Method #1 : \\AVOGADRO\USERDATA\Organic\svoa\E4.i\020515F.B\E4_PCB_F.m
 Method #2 : \\AVOGADRO\USERDATA\Organic\svoa\E4.i\020515R.B\E4_PCB_R.m
 Sub List #1 : ar1248.sub
 Sub List #2 : ar1248.sub
 Col #1 Phase : DB-1701
 Col #2 Phase : DB-608

Concentration Formula: Amt * DF * UF * Vt / (Vo * Vi)

Name	Value	Description
DF	1.000	Dilution Factor
Uf	1.000	Correction factor
Vt	10000.000	Volume of final extract (uL)
Vo	1000.000	Volume of sample extracted (ml)
Vi	1.000	Volume injected (uL)

Compound	RT#1	RT#2	Resp#1	Resp#2	Conc#1 (ug/L)	Conc#2 (ug/L)	Target Range	Ratio
Tetrachloro-m-xylene	8.599	5.960	6092427	2243986	0.020	0.019		100.00(a)
Aroclor-1248	15.960	11.872	7607553	1775988	0.97	1.00	80.00- 120.00	100.00(a)
	16.812	11.005	9153980	1841800	0.99	0.99	103.97- 143.97	120.33(a)
	16.939	11.611	9936806	2642294	0.99	1.00	114.66- 154.66	130.62(a)
	Average of Peak Amounts =				0.98	1.00		
Decachlorobiphenyl	28.638	23.152	3276838	2020925	0.021	0.021		100.00(a)

OK 5/17/02

QC Flag Legend

a - Target compound detected but, quantitated amount
 Below Limit Of Quantitation(BLOQ).

Data File: \\AVOGADRO\USERDATA\Organic\svoa\E4.i\020515F.D\E4B3812F.D

Date: 16-MAY-2002 16:41

Client ID: AR1248AL4

Sample Info: AR1248AL4,AR1248AL4,,ar1248.sub,,

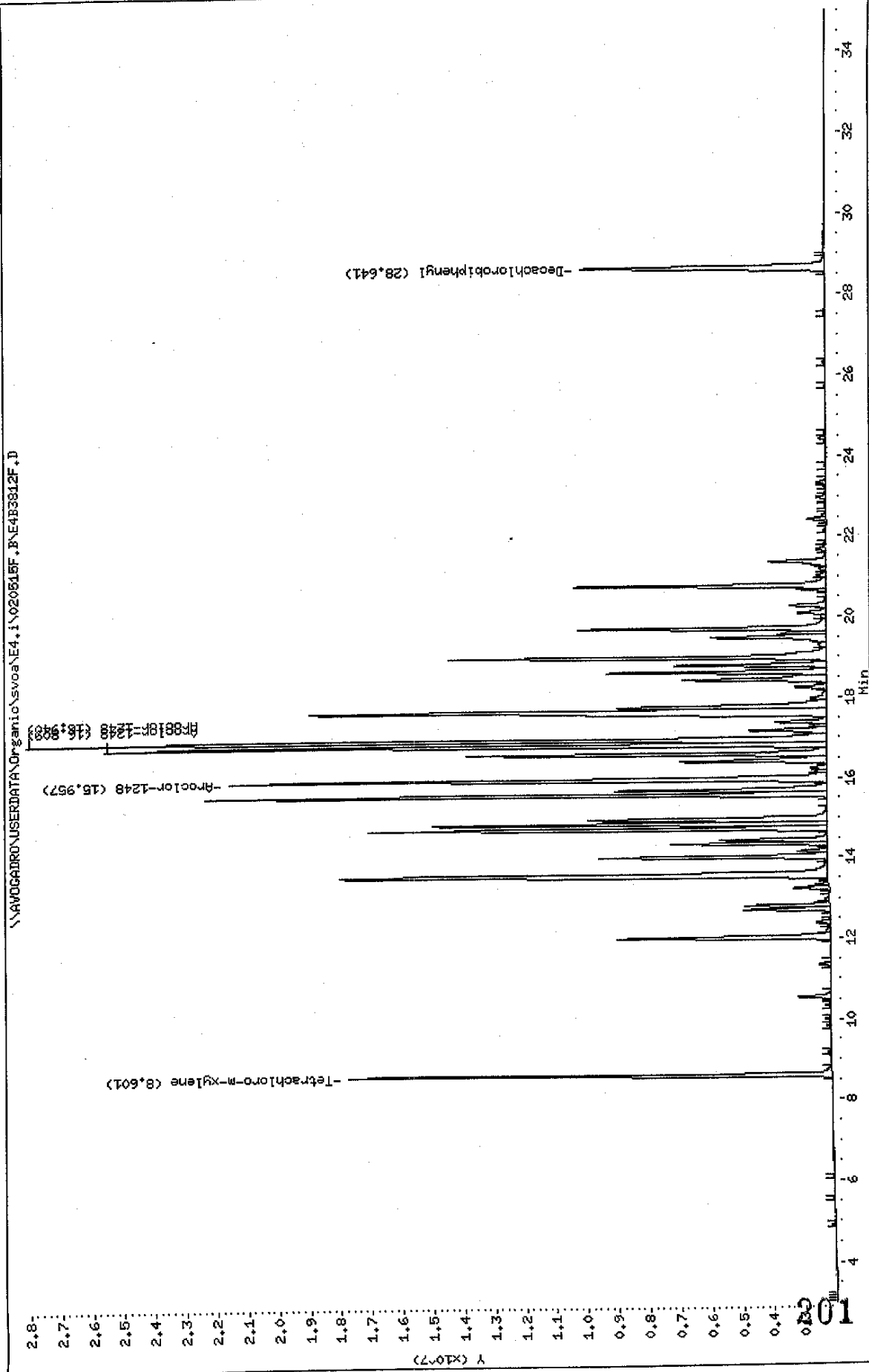
Volume Injected (ul): 1.0

Column phase: DB-1701

Instrument: E4.i


Operator: GHL

Column diameter: 0.53



Data File: \\AVOCARDK\USERDATA\Organic\svoa\E4.i\020516R.B\E4B3612R.D
 Date: 16-MAY-2002 16:41
 Client ID: AR1248AL4
 Sample Info: AR1248AL4,AR1248AL4,,ar1248.sub,,
 Volume Injected (uL): 1.0
 Column phase: DB-608

Instrument: E4.i
 Operator: CHL
 Column diameter: 0.53



Data File: E4B3812F.D
 Report Date: 17-May-2002 08:18

Mitkem Corporation

Sample #1 : \\AVOGADRO\USERDATA\Organic\svoa\E4.i\020515F.B\E4B3812F.D
 Sample #2 : \\AVOGADRO\USERDATA\Organic\svoa\E4.i\020515R.B\E4B3812R.D
 Inj Date : 16-MAY-2002 16:41
 Sample Info: AR1248AL4,AR1248AL4,,ar1248.sub,,
 Misc Info :
 Cal Date : 17-MAY-2002 07:53
 Operator : GML
 Inst ID : E4.i
 Dil Factor : 1.000000

Method #1 : \\AVOGADRO\USERDATA\Organic\svoa\E4.i\020515F.B\E4_PCB_F.m
 Method #2 : \\AVOGADRO\USERDATA\Organic\svoa\E4.i\020515R.B\E4_PCB_R.m
 Sub List #1 : ar1248.sub
 Sub List #2 : ar1248.sub
 Col #1 Phase : DB-1701
 Col #2 Phase : DB-608

Concentration Formula: Amt * DF * Uf * Vt / (Vo * Vi)

Name	Value	Description
DF	1.000	Dilution Factor
Uf	1.000	Correction factor
Vt	10000.000	Volume of final extract (uL)
Vo	1000.000	Volume of sample extracted (ml)
Vi	1.000	Volume injected (uL)

Compound	RT#1	RT#2	Resp#1	Resp#2	Conc#1 (ug/L)	Conc#2 (ug/L)	Target Range	Ratio
Tetrachloro-m-xylene	8.601	5.962	15594614	5825348	0.050	0.050		100.00
Aroclor-1248	15.957	11.869	19303793	4588722	2.5	2.5	80.00- 120.00	100.00
	16.809	11.007	23319487	4468868	2.5	2.5	103.97- 143.97	120.80
	16.940	11.609	25812651	6636065	2.6	2.5	114.66- 154.66	133.72
	Average of Peak Amounts =				2.5	2.5		
Decachlorobiphenyl	28.641	23.152	7852503	4913072	0.048	0.049		100.00 (a)

JPC
5/17/02

QC Flag Legend

a - Target compound detected but, quantitated amount
 Below Limit Of Quantitation(BLOQ).

Data File: \\AVOCADRO\USERDATA\Organic\svoa\E4.1\020616F.B\E4B3813F.D

Date: 16-MAY-2002 17:20

Client ID: AR1248AL5

Sample Info: AR1248AL5,AR1248AL5,,ar1248.sub,,

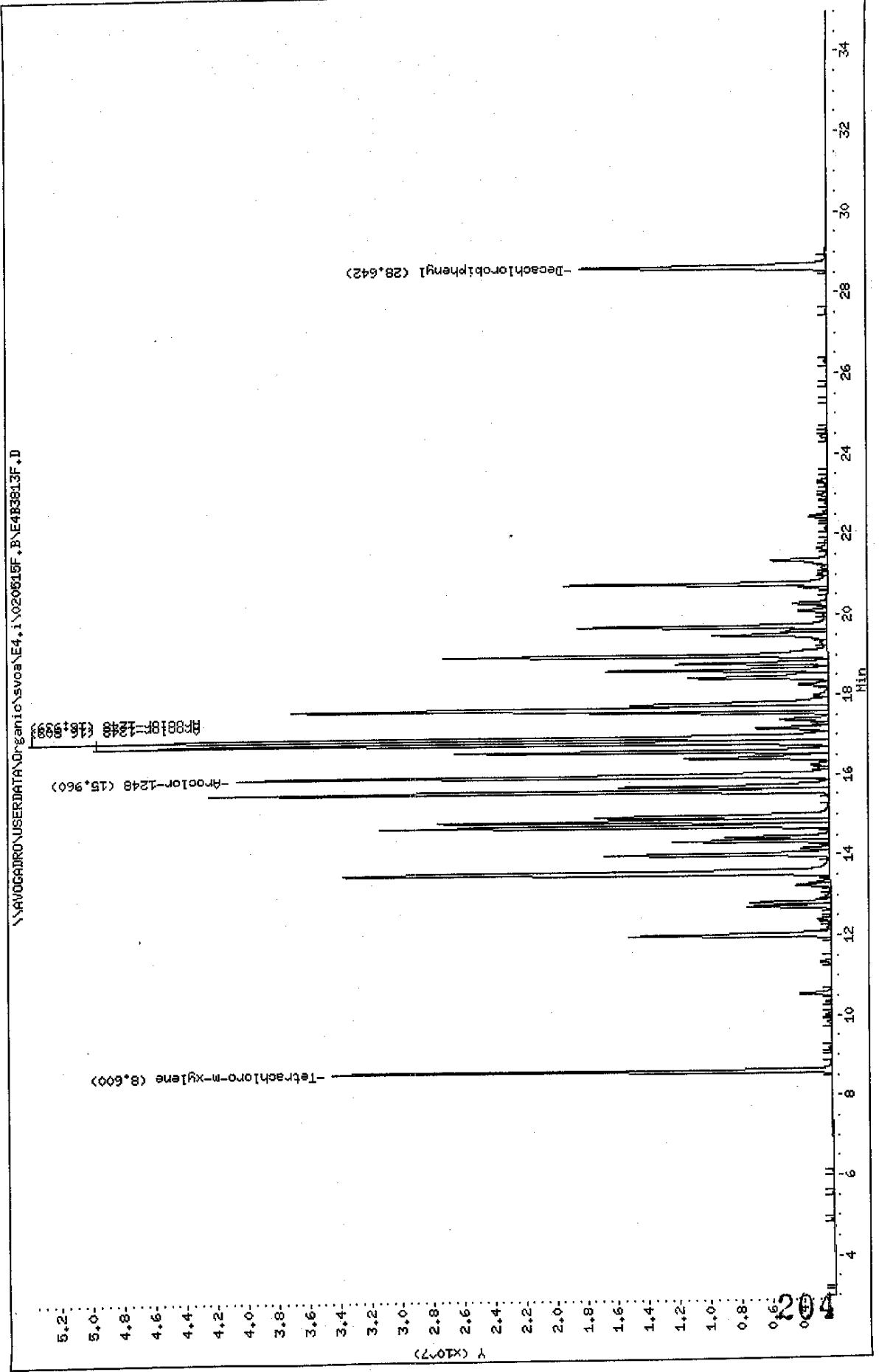
Volume Injected (ul): 1.0

Column phase: DB-1701

Instrument: E4.1

Operator: GHL

Column diameter: 0.53



Data File: \\AVOCARDRO\USERDATA\Organic\svoa\E4,1\020515R,B\E4B3813R.D

Date: 16-MAY-2002 17:20

Client ID: AR1248AL5

Sample Info: AR1248AL5,AR1248AL5,,ar1248.sub,,

Volume Injected (ul): 1.0


Column phase: DB-608

Instrument: E4,1

Operator: CHL

Column diameter: 0.53

\\AVOCARDRO\USERDATA\Organic\svoa\E4,1\020515R,B\E4B3813R.D



Data File: E4B3813F.D
 Report Date: 17-May-2002 08:18

Mitkem Corporation

Sample #1 : \\AVOGADRO\USERDATA\Organic\svoa\E4.i\020515F.B\E4B3813F.D
 Sample #2 : \\AVOGADRO\USERDATA\Organic\svoa\E4.i\020515R.B\E4B3813R.D
 Inj Date : 16-MAY-2002 17:20
 Sample Info: AR1248AL5,AR1248AL5,,ar1248.sub,,
 Misc Info :
 Cal Date : 17-MAY-2002 07:53
 Operator : GML
 Inst ID : E4.i
 Dil Factor : 1.000000

Method #1 : \\AVOGADRO\USERDATA\Organic\svoa\E4.i\020515F.B\E4_PCB_F.m
 Method #2 : \\AVOGADRO\USERDATA\Organic\svoa\E4.i\020515R.B\E4_PCB_R.m
 Sub List #1 : ar1248.sub
 Sub List #2 : ar1248.sub
 Col #1 Phase : DB-1701
 Col #2 Phase : DB-608

Concentration Formula: Amt * DF * Uf * Vt / (Vo * Vi)

Name	Value	Description
DF	1.000	Dilution Factor
Uf	1.000	Correction factor
Vt	10000.000	Volume of final extract (uL)
Vo	1000.000	Volume of sample extracted (ml)
Vi	1.000	Volume injected (uL)

Compound	RT#1	RT#2	Resp#1	Resp#2	Conc#1 (ug/L)	Conc#2 (ug/L)	Target Range	Ratio
Tetrachloro-m-xylene	8.600	5.962	32385471	12247419	0.10	0.10		100.00
Aroclor-1248	15.960	11.868	38356411	9584798	4.9	5.0	80.00- 120.00	100.00
	16.809	11.003	47551517	8892611	5.1	5.0	103.97- 143.97	123.97
	16.939	11.609	51648857	13746769	5.1	5.0	114.66- 154.66	134.66
	Average of Peak Amounts =				5.0	5.0		
Decachlorobiphenyl	28.642	23.150	15916330	9747552	0.094	0.092		100.00

OK 5/17/02

Data File: \\NAVOCADRO\USERDATA\Organic\svoa\E4.1\020515F.BVE4B3814F.D

Date : 16-MAY-2002 17:59

Client ID: AR21544L1

Sample Info: AR21544L1,AR21544L1,,ar2154.sub,,

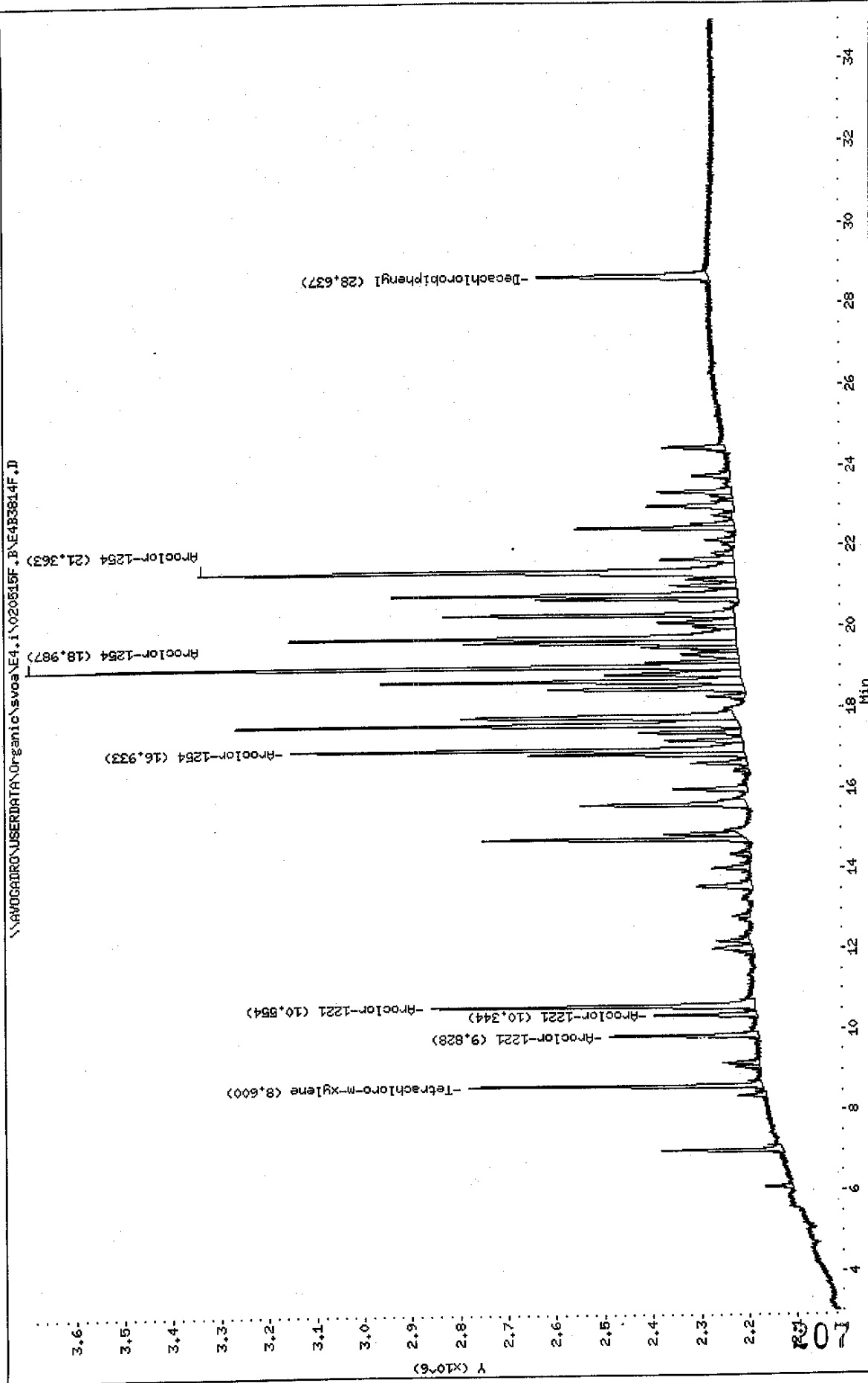
Volume Injected (uL): 1.0

Column phase: DB-1701

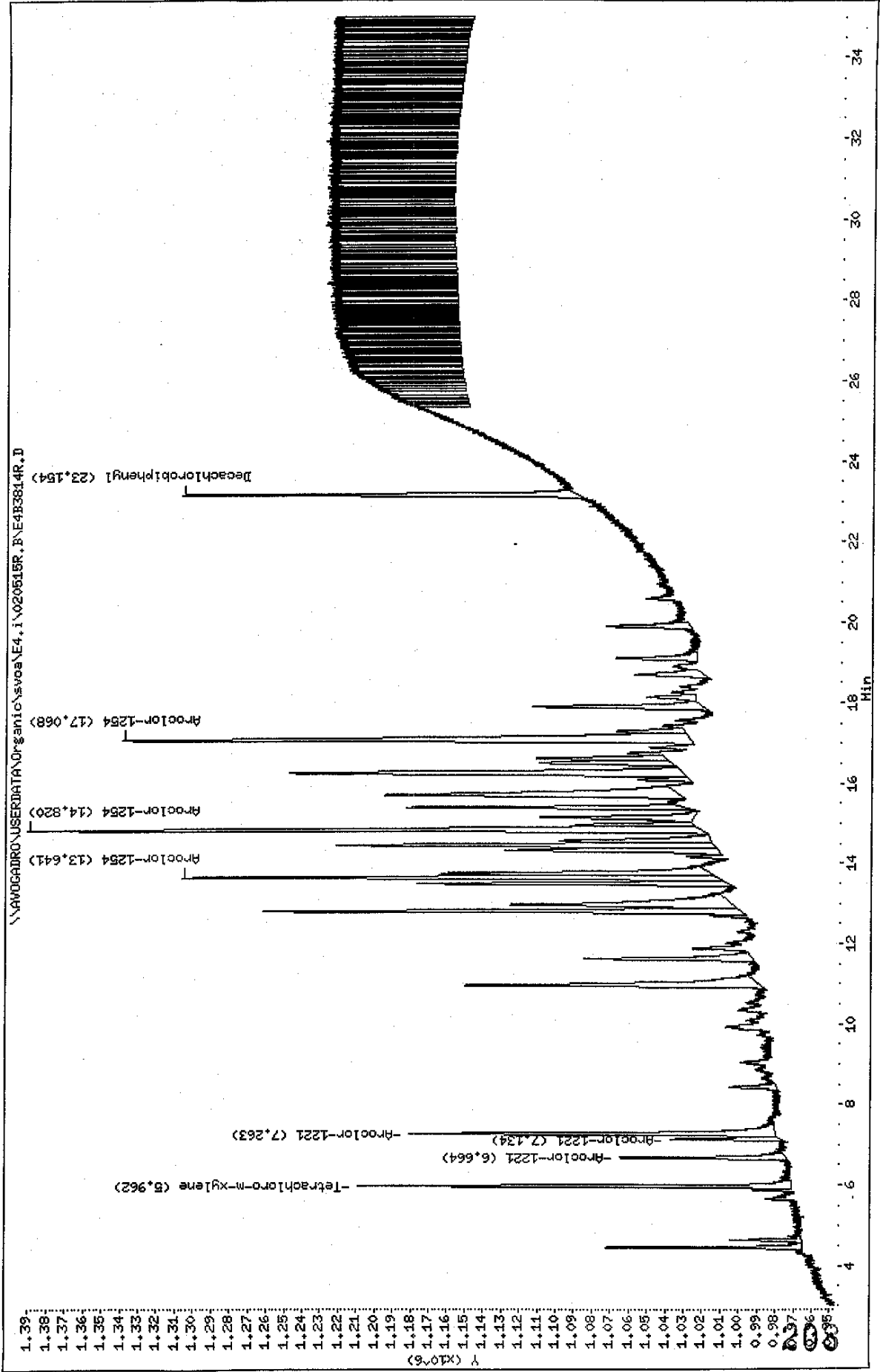
Instrument: E4.1

Operator: GML

Column diameter: 0.53



Data File: \\AVOCADRO\USERDATA\Organic\svoa\E4.i\020515R.BAE4B3814R.D
 Date : 16-MAY-2002 17:59
 Client ID: AR21544L1
 Sample Info: AR21544L1,AR21544L1,,ar2154.sub,,
 Volume Injected (uL): 1.0
 Column phase: DB-608
 Instrument: E4.1
 Operator: GHL
 Column diameter: 0.53



Data File: E4B3814F.D
 Report Date: 17-May-2002 08:18

Mitkem Corporation

Sample #1 : \\AVOGADRO\USERDATA\Organic\svoa\E4.i\020515F.B\E4B3814F.D
 Sample #2 : \\AVOGADRO\USERDATA\Organic\svoa\E4.i\020515R.B\E4B3814R.D
 Inj Date : 16-MAY-2002 17:59
 Sample Info: AR2154AL1,AR2154AL1,,ar2154.sub,,
 Misc Info :
 Cal Date : 17-MAY-2002 07:54
 Operator : GML
 Inst ID : E4.i
 Dil Factor : 1.000000

Method #1 : \\AVOGADRO\USERDATA\Organic\svoa\E4.i\020515F.B\E4_PCB_F.m
 Method #2 : \\AVOGADRO\USERDATA\Organic\svoa\E4.i\020515R.B\E4_PCB_R.m
 Sub List #1 : ar2154.sub
 Sub List #2 : ar2154.sub
 Col #1 Phase : DB-1701
 Col #2 Phase : DB-608

Concentration Formula: Amt * DF * Uf * Vt / (Vo * Vi)

Name	Value	Description
DF	1.000	Dilution Factor
Uf	1.000	Correction factor
Vt	10000.000	Volume of final extract (uL)
Vo	1000.000	Volume of sample extracted (ml)
Vi	1.000	Volume injected (uL)

Compound	RT#1	RT#2	Resp#1	Resp#2	Conc#1 (ug/L)	Conc#2 (ug/L)	Target Range	Ratio
Tetrachloro-m-xylene	8.600	5.962	611152	237883	0.0020	0.0021		100.00 (a)
Aroclor-1221	9.828	6.664	308571	90617	0.10	0.10	80.00- 120.00	100.00 (a)
	10.344	7.134	213660	60018	0.10	0.10	44.91- 84.91	69.24 (a)
	10.554	7.263	673910	200470	0.10	0.10	183.94- 223.94	218.40 (a)
	Average of Peak Amounts =					0.10	0.10	
Aroclor-1254	16.933	13.641	944091	294960	0.10	0.10	80.00- 120.00	100.00 (a)
	18.987	14.820	1484824	370029	0.10	0.10	165.12- 205.12	157.28 (a)
	21.363	17.068	1118833	312528	0.10	0.10	118.40- 158.40	118.51 (a)
Average of Peak Amounts =					0.10	0.10		
Decachlorobiphenyl	28.637	23.154	356565	218726	0.0021	0.0021		100.00 (a)

3x
5/16/02

Data File: E4B3814F.D
Report Date: 17-May-2002 08:18

QC Flag Legend

a - Target compound detected but, quantitated amount
Below Limit Of Quantitation(BLOQ).

Data File: \\AVOCADRO\USERDATA\Organic\svoa\E4.1\020515F.B\NE4B3815F.D

Date: 16-MAY-2002 18:38

Client ID: AR2154AL2

Sample Info: AR2154AL2.AR2154AL2.ar2154.sub,,

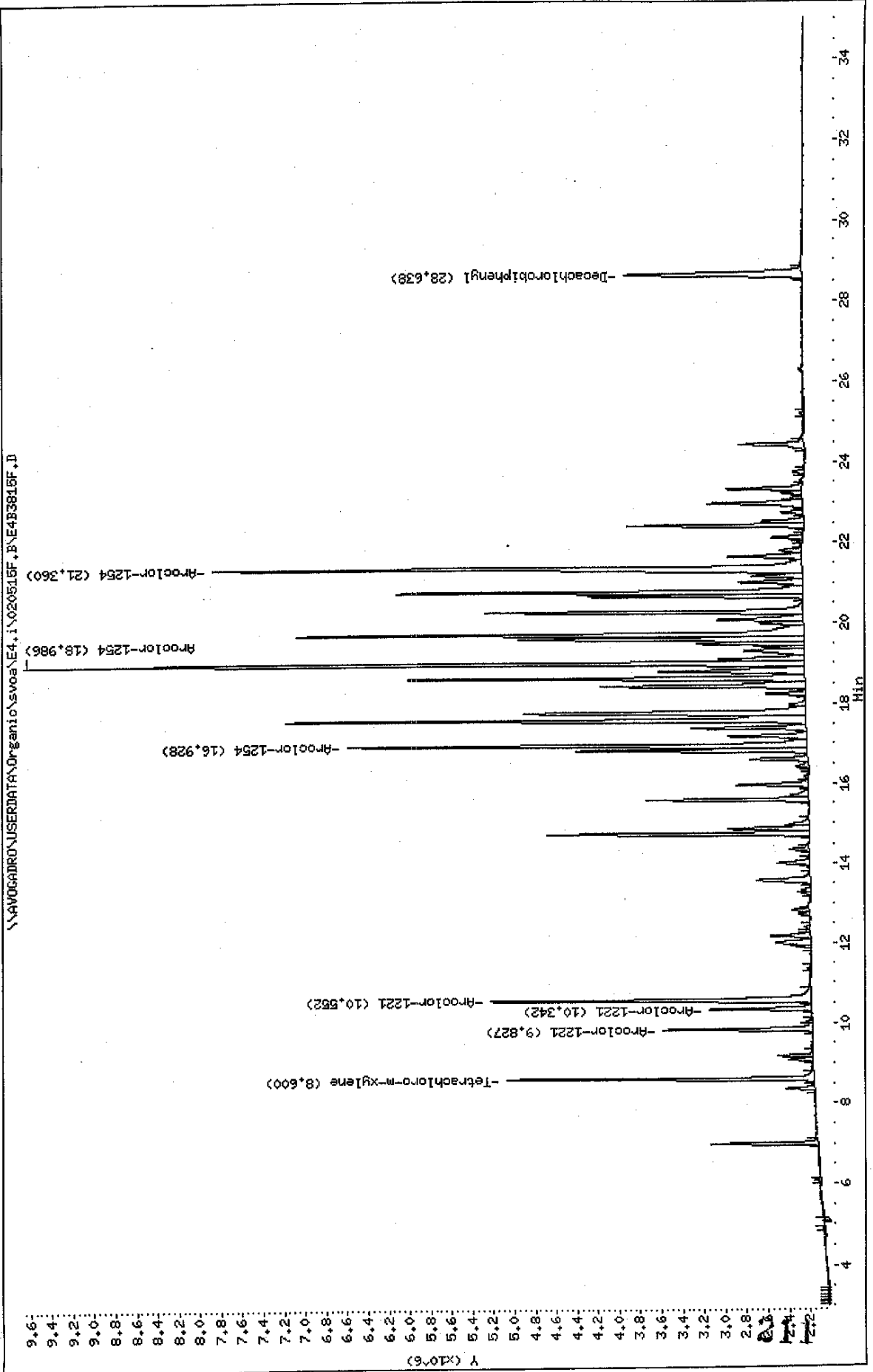
Volume Injected (uL): 1.0

Column phase: DB-1701

Instrument: E4.i

Operator: CHL

Column diameter: 0.53



Data File: \\AVOCADRO\USERDATA\Organic\svos\NE4.i\020515R,BVE4B3815R.D

Date : 16-MAY-2002 18:38

Client ID: AR2154AL2

Sample Info: AR2154AL2,AR2154AL2,,ar2154,sub,,

Volume Injected (uL): 1.0

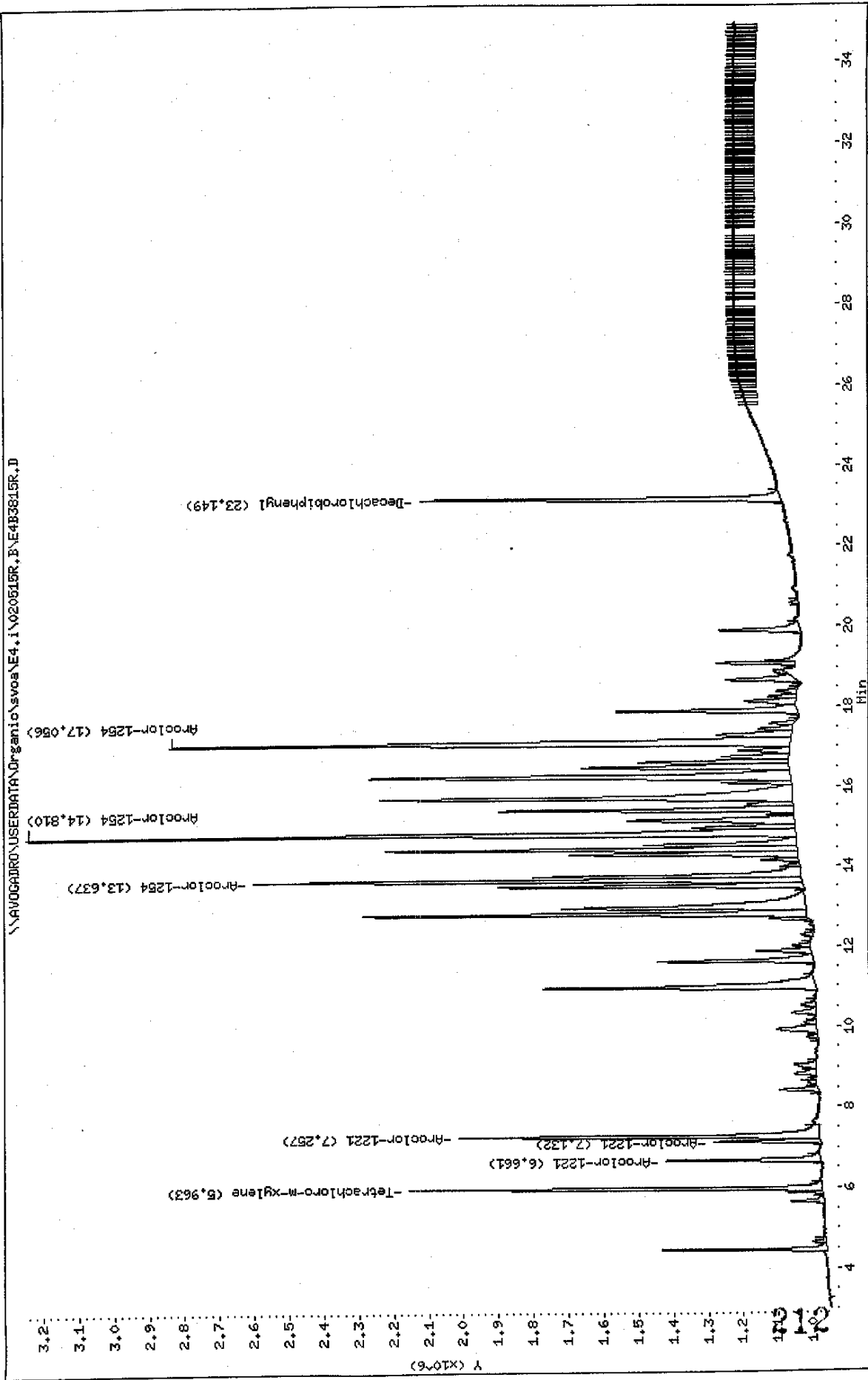
Column phase: DB-608

Instrument: E4.i

Operator: GML

Column diameter: 0.53

\\AVOCADRO\USERDATA\Organic\svos\NE4.i\020515R,BVE4B3815R.D



Data File: E4B3815F.D
 Report Date: 17-May-2002 08:18

Mitkem Corporation

Sample #1 : \\AVOGADRO\USERDATA\Organic\svoa\E4.i\020515F.B\E4B3815F.D
 Sample #2 : \\AVOGADRO\USERDATA\Organic\svoa\E4.i\020515R.B\E4B3815R.D
 Inj Date : 16-MAY-2002 18:38
 Sample Info: AR2154AL2,AR2154AL2,,ar2154.sub,,
 Misc Info :
 Cal Date : 17-MAY-2002 07:54
 Operator : GML
 Inst ID : E4.i
 Dil Factor : 1.000000

Method #1 : \\AVOGADRO\USERDATA\Organic\svoa\E4.i\020515F.B\E4_PCB_F.m
 Method #2 : \\AVOGADRO\USERDATA\Organic\svoa\E4.i\020515R.B\E4_PCB_R.m
 Sub List #1 : ar2154.sub
 Sub List #2 : ar2154.sub
 Col #1 Phase : DB-1701
 Col #2 Phase : DB-608

Concentration Formula: $Amt * DF * Uf * Vt / (Vo * Vi)$

Name	Value	Description
DF	1.000	Dilution Factor
Uf	1.000	Correction factor
Vt	10000.000	Volume of final extract (uL)
Vo	1000.000	Volume of sample extracted (ml)
Vi	1.000	Volume injected (uL)

Compound	RT#1	RT#2	Resp#1	Resp#2	Conc#1 (ug/L)	Conc#2 (ug/L)	Target Range	Ratio
Tetrachloro-m-xylene	8.600	5.963	2911138	1181218	0.0095	0.010		100.00 (a)
Aroclor-1221	9.827	6.661	1415426	444974	0.48	0.50	80.00- 120.00	100.00 (a)
	10.342	7.132	965044	305727	0.47	0.50	44.91- 84.91	68.18 (a)
	10.552	7.257	3046514	1029525	0.47	0.51	183.94- 223.94	215.24 (a)
	Average of Peak Amounts =				0.47	0.50		
Aroclor-1254	16.928	13.637	4367962	1568348	0.48	0.52	80.00- 120.00	100.00 (a)
	18.986	14.810	7409719	2198606	0.50	0.54	165.12- 205.12	169.64 (a)
	21.360	17.056	5597533	1775727	0.50	0.53	118.40- 158.40	128.15 (a)
	Average of Peak Amounts =				0.49	0.53		
Decachlorobiphenyl	28.638	23.149	1676149	1032751	0.010	0.010		100.00 (a)

JPC 5/17/02

Data File: E4B3815F.D
Report Date: 17-May-2002 08:18

QC Flag Legend

a - Target compound detected but, quantitated amount
Below Limit Of Quantitation(BLOQ).

Data File: \\AVOCADRO\USERDATA\Organic\svoc\NE4.i\020615F,B\NE4B3816F.D

Date : 16-MAY-2002 19:17

Client ID: AR2154AL3

Sample Info: AR2154AL3.AR2154AL3,,ar2154.sub,,

Volume Injected (uL): 1.0

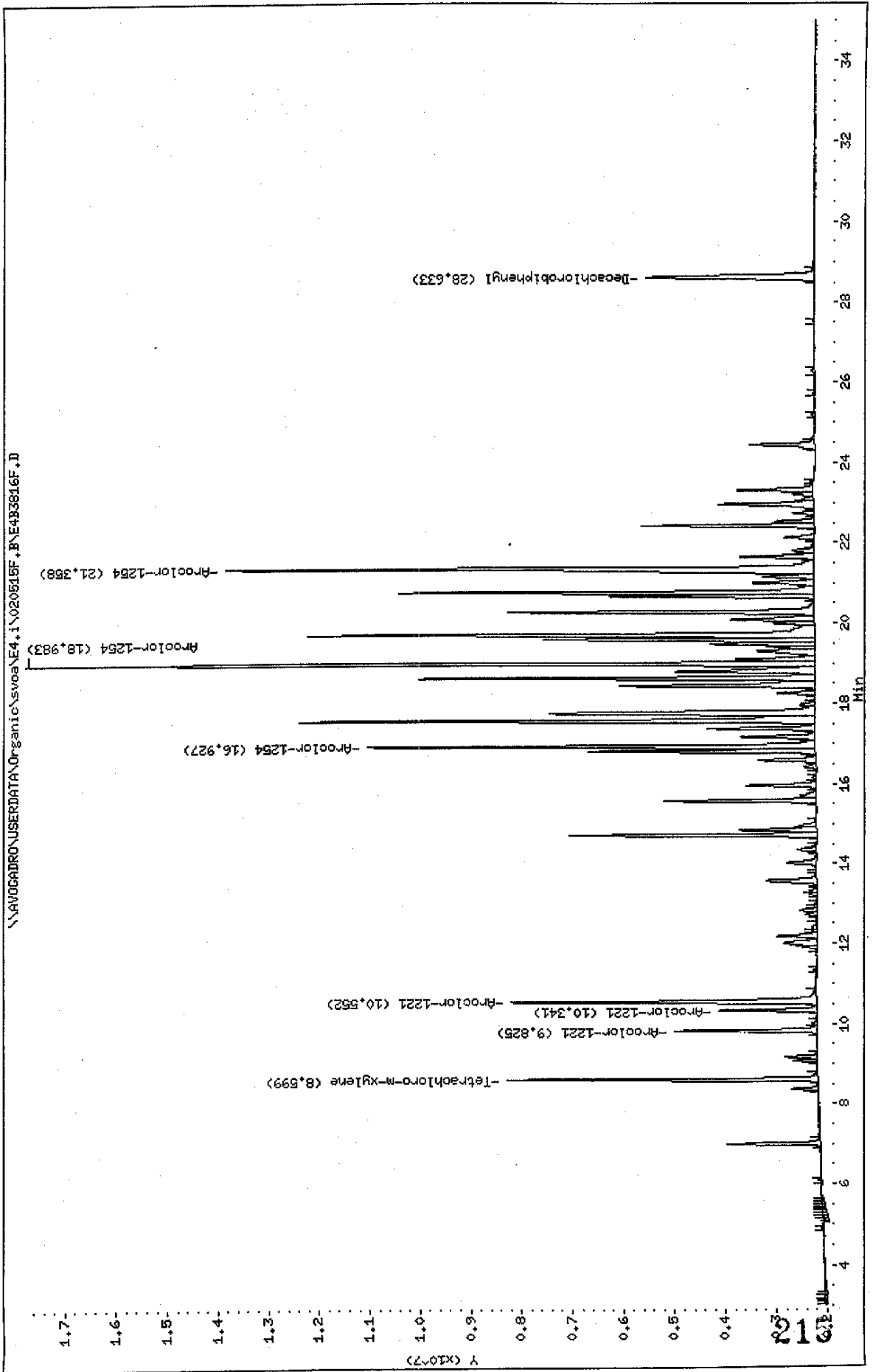
Column phase: DB-1701

Instrument: E4.i

Operator: GML

Column diameter: 0.53

\\AVOCADRO\USERDATA\Organic\svoc\NE4.i\020615F,B\NE4B3816F.D

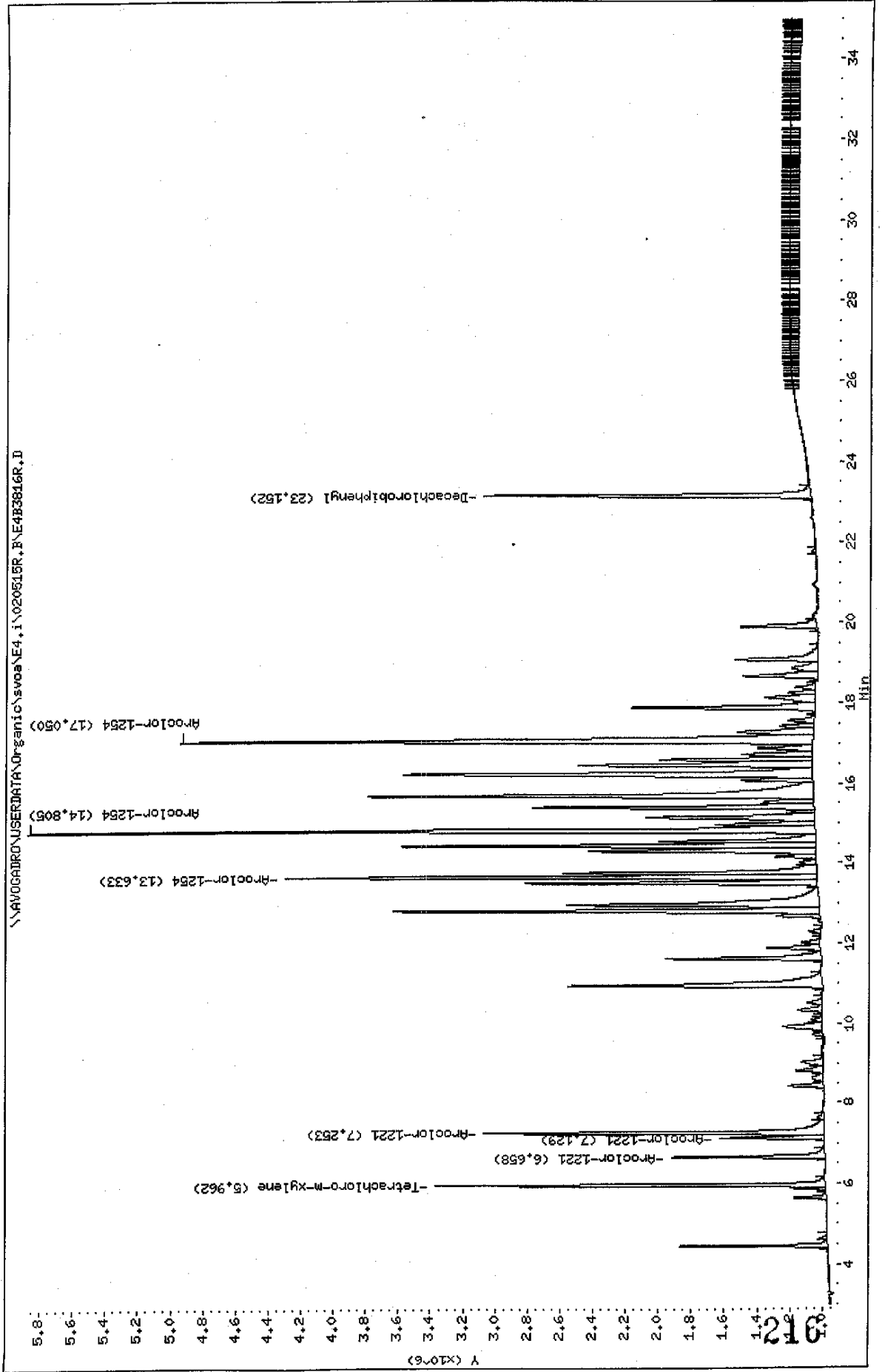


Data File: \\AVOCARDRO\USERDATA\Organic\svos\E4.i\020515R.B\E4B3816R.D
Date: 16-MAY-2002 19:17
Client ID: AR21544L3
Sample Info: AR21544L3,AR21544L3,,ar2154.sub,,
Volume Injected (ul): 1.0
Column phase: DB-608

Instrument: E4.i

Operator: GHL

Column diameter: 0.53



Data File: E4B3816F.D
 Report Date: 17-May-2002 08:18

Mitkem Corporation

Sample #1 : \\AVOGADRO\USERDATA\Organic\svoa\E4.i\020515F.B\E4B3816F.D
 Sample #2 : \\AVOGADRO\USERDATA\Organic\svoa\E4.i\020515R.B\E4B3816R.D
 Inj Date : 16-MAY-2002 19:17
 Sample Info: AR2154AL3,AR2154AL3,,ar2154.sub,,
 Misc Info :
 Cal Date : 17-MAY-2002 07:54
 Operator : GML
 Inst ID : E4.i
 Dil Factor : 1.000000

Method #1 : \\AVOGADRO\USERDATA\Organic\svoa\E4.i\020515F.B\E4_PCB_F.m
 Method #2 : \\AVOGADRO\USERDATA\Organic\svoa\E4.i\020515R.B\E4_PCB_R.m
 Sub List #1 : ar2154.sub
 Sub List #2 : ar2154.sub
 Col #1 Phase : DB-1701
 Col #2 Phase : DB-608

Concentration Formula: Amt * DF * Uf * Vt / (Vo * Vi)

Name	Value	Description
DF	1.000	Dilution Factor
Uf	1.000	Correction factor
Vt	10000.000	Volume of final extract (uL)
Vo	1000.000	Volume of sample extracted (ml)
Vi	1.000	Volume injected (uL)

Compound	RT#1	RT#2	Resp#1	Resp#2	Conc#1 (ug/L)	Conc#2 (ug/L)	Target Range	Ratio
Tetrachloro-m-xylene	8.599	5.962	6102800	2384495	0.020	0.020		100.00 (a)
Aroclor-1221	9.825	6.658	2829164	939610	0.97	1.0	80.00- 120.00	100.00 (a)
	10.341	7.129	1918837	640474	0.96	1.0	44.91- 84.91	67.82 (a)
	10.552	7.253	5991207	2084131	0.95	1.0	183.94- 223.94	211.77 (a)
	Average of Peak Amounts =				0.96	1.0		
Aroclor-1254	16.927	13.633	8817030	3260199	0.98	1.0	80.00- 120.00	100.00
	18.983	14.805	15496879	4821939	1.0	1.1	165.12- 205.12	175.76
	21.358	17.050	11593489	3881060	1.0	1.1	118.40- 158.40	131.49
	Average of Peak Amounts =				0.99	1.1		
Decachlorobiphenyl	28.633	23.152	3322546	2004005	0.020	0.020		100.00 (a)

Handwritten note: 217 5/17/02

Data File: E4B3816F.D
Report Date: 17-May-2002 08:18

QC Flag Legend

a - Target compound detected but, quantitated amount
Below Limit Of Quantitation(BLOQ).

Data File: \\AVOGADRO\USERDATA\Organic\svoa\E4,i\020515F.B\E4B3617F.D

Date : 16-MAY-2002 19:57

Client ID: AR2154RL4

Sample Info: AR2154RL4,AR2154RL4,,ar-2154.sub,,

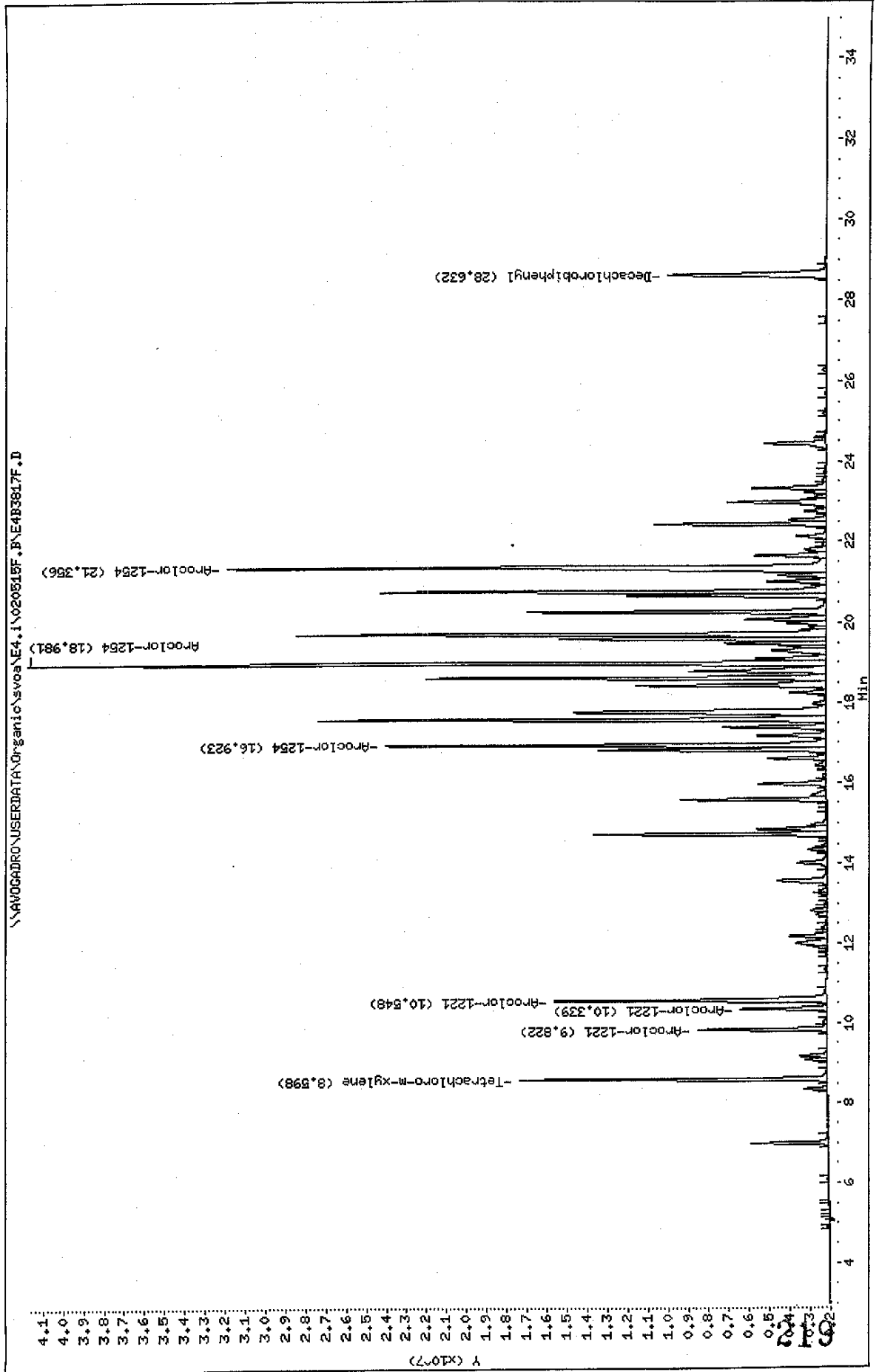
Volume Injected (uL): 1.0

Column phase: DB-1701

Instrument: E4.i

Operator: GHL

Column diameter: 0.53



Data File: \\NAVOGADRON\USERDATA\Organic\svos\E4.i\020515R.B\E4B3817R.D

Date : 16-MAY-2002 19:57

Client ID: AR21544L4

Sample Info: AR21544L4,AR21544L4,,ar2154.sub,,

Volume Injected (uL): 1.0

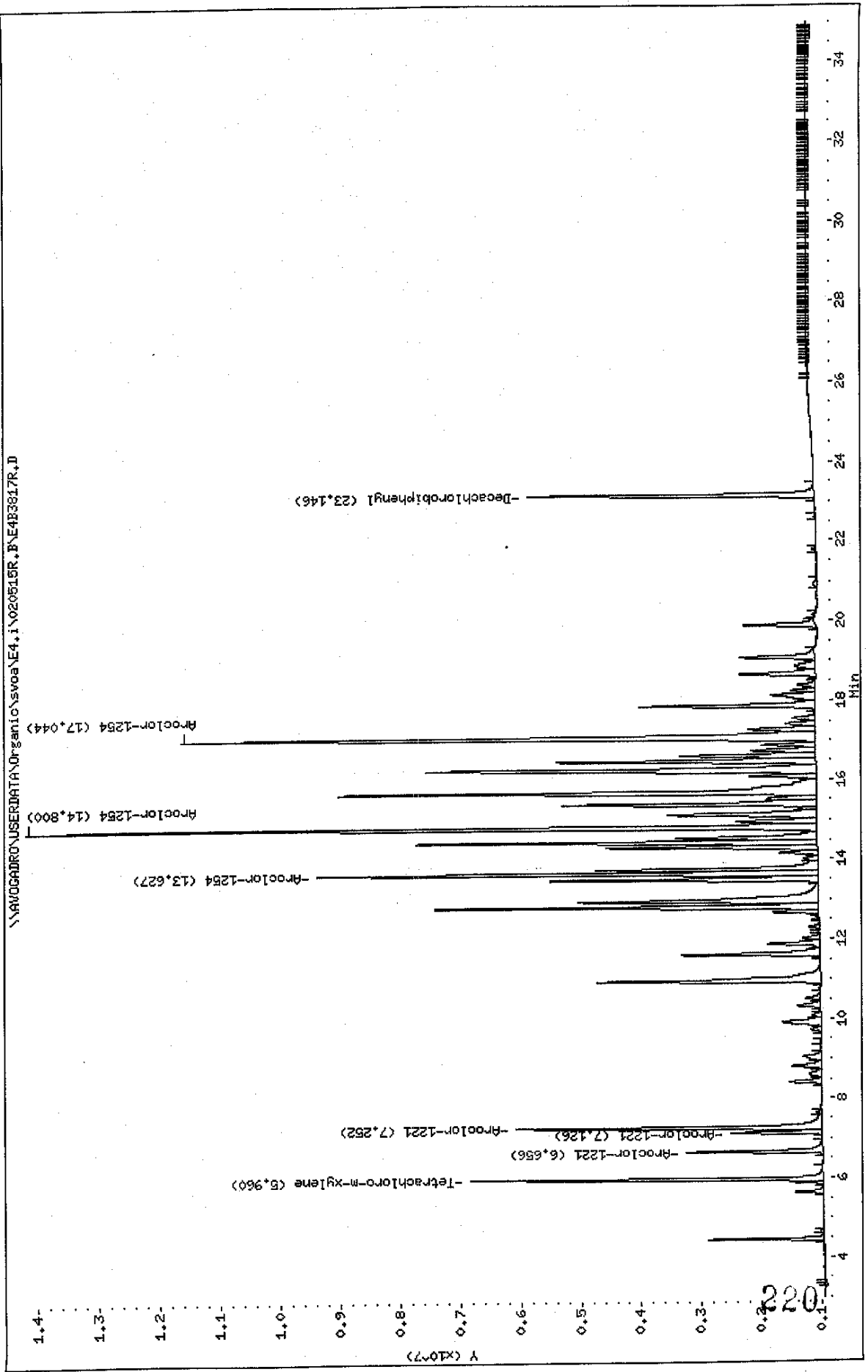
Column phase: DB-608

Instrument: E4.i

Operator: CHL

Column diameter: 0.53

\\NAVOGADRON\USERDATA\Organic\svos\E4.i\020515R.B\E4B3817R.D



Data File: E4B3817F.D
 Report Date: 17-May-2002 08:18

Mitkem Corporation

Sample #1 : \\AVOGADRO\USERDATA\Organic\svoa\E4.i\020515F.B\E4B3817F.D
 Sample #2 : \\AVOGADRO\USERDATA\Organic\svoa\E4.i\020515R.B\E4B3817R.D
 Inj Date : 16-MAY-2002 19:57
 Sample Info: AR2154AL4, AR2154AL4, , ar2154.sub, ,
 Misc Info :
 Cal Date : 17-MAY-2002 07:54
 Operator : GML
 Inst ID : E4.i
 Dil Factor : 1.000000

Method #1 : \\AVOGADRO\USERDATA\Organic\svoa\E4.i\020515F.B\E4_PCB_F.m
 Method #2 : \\AVOGADRO\USERDATA\Organic\svoa\E4.i\020515R.B\E4_PCB_R.m
 Sub List #1 : ar2154.sub
 Sub List #2 : ar2154.sub
 Col #1 Phase : DB-1701
 Col #2 Phase : DB-608

Concentration Formula: $Amt * DF * Uf * Vt / (Vo * Vi)$

Name	Value	Description
DF	1.000	Dilution Factor
Uf	1.000	Correction factor
Vt	10000.000	Volume of final extract (uL)
Vo	1000.000	Volume of sample extracted (ml)
Vi	1.000	Volume injected (uL)

Compound	RT#1	RT#2	Resp#1	Resp#2	Conc#1 (ug/L)	Conc#2 (ug/L)	Target Range	Ratio
Tetrachloro-m-xylene	8.598	5.960	15196811	5856565	0.050	0.049		100.00 (a)
Aroclor-1221	9.822	6.656	6377940	2263332	2.2	2.5	80.00- 120.00	100.00
	10.339	7.126	4263697	1524814	2.2	2.5	44.91- 84.91	66.85
	10.548	7.252	13441541	5074677	2.2	2.5	183.94- 223.94	210.75
	Average of Peak Amounts =				2.2	2.5		
Aroclor-1254	16.923	13.627	21877030	8317849	2.4	2.6	80.00- 120.00	100.00
	18.981	14.800	39526218	13124788	2.6	2.9	165.12- 205.12	180.67
	21.356	17.044	29646596	10533310	2.6	2.8	118.40- 158.40	135.51
	Average of Peak Amounts =				2.5	2.8		
Decachlorobiphenyl	28.632	23.146	7832123	4763672	0.047	0.047		100.00 (a)

5/17/02

Data File: E4B3817F.D
Report Date: 17-May-2002 08:18

QC Flag Legend

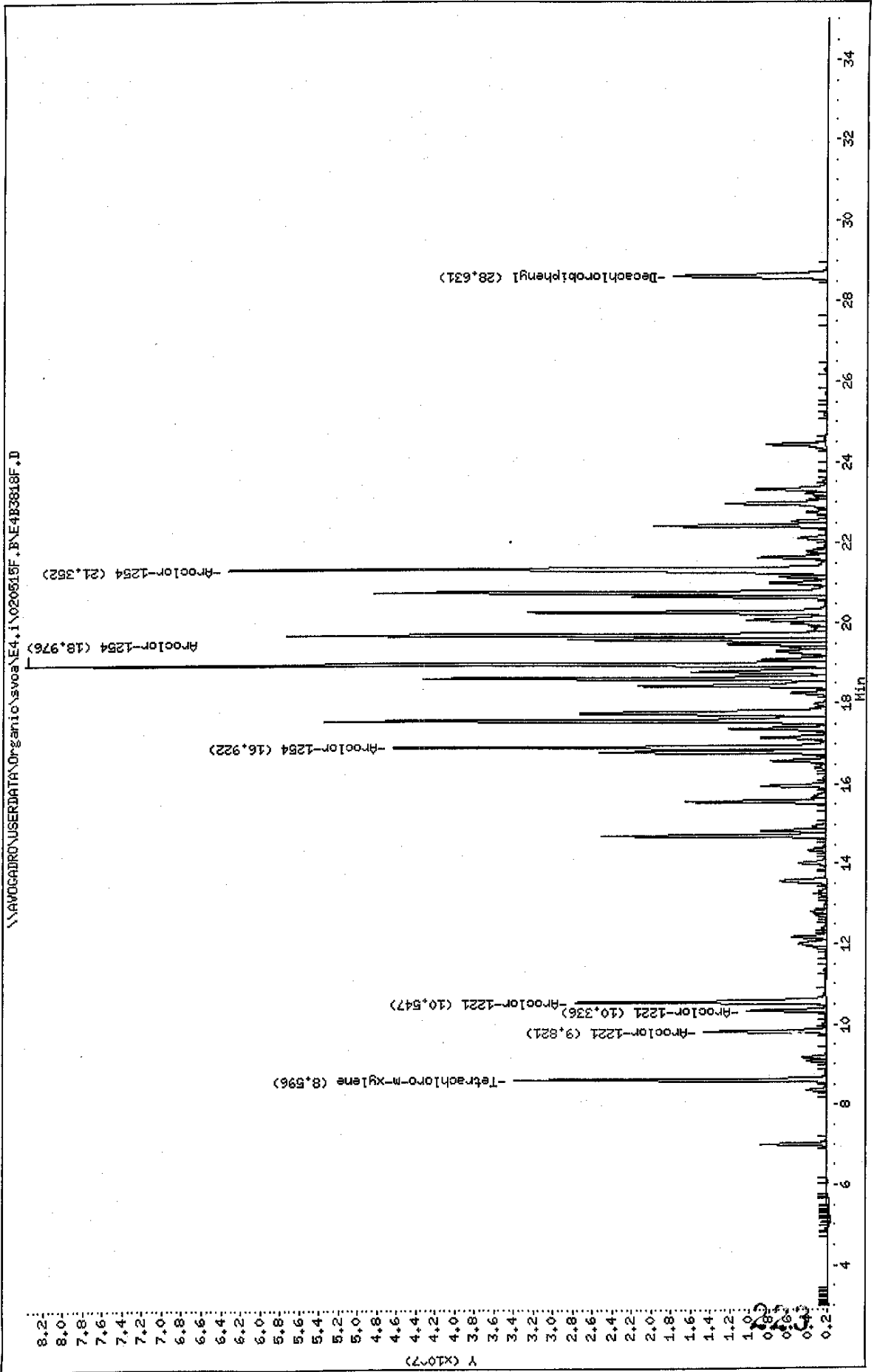
a - Target compound detected but, quantitated amount
Below Limit Of Quantitation(BLOQ).

Data File: \\AVOCADRO\USERDATA\Organic\svoa\E4,i\020515F,B\E4B3818F.D
Date: 16-MAY-2002 20:36
Client ID: AR21544L5
Sample Info: AR21544L5,AR21544L5,,ar2154,sub,,
Volume Injected (uL): 1.0
Column phase: DB-1701

Instrument: E4,i

Operator: GHL

Column diameter: 0.53

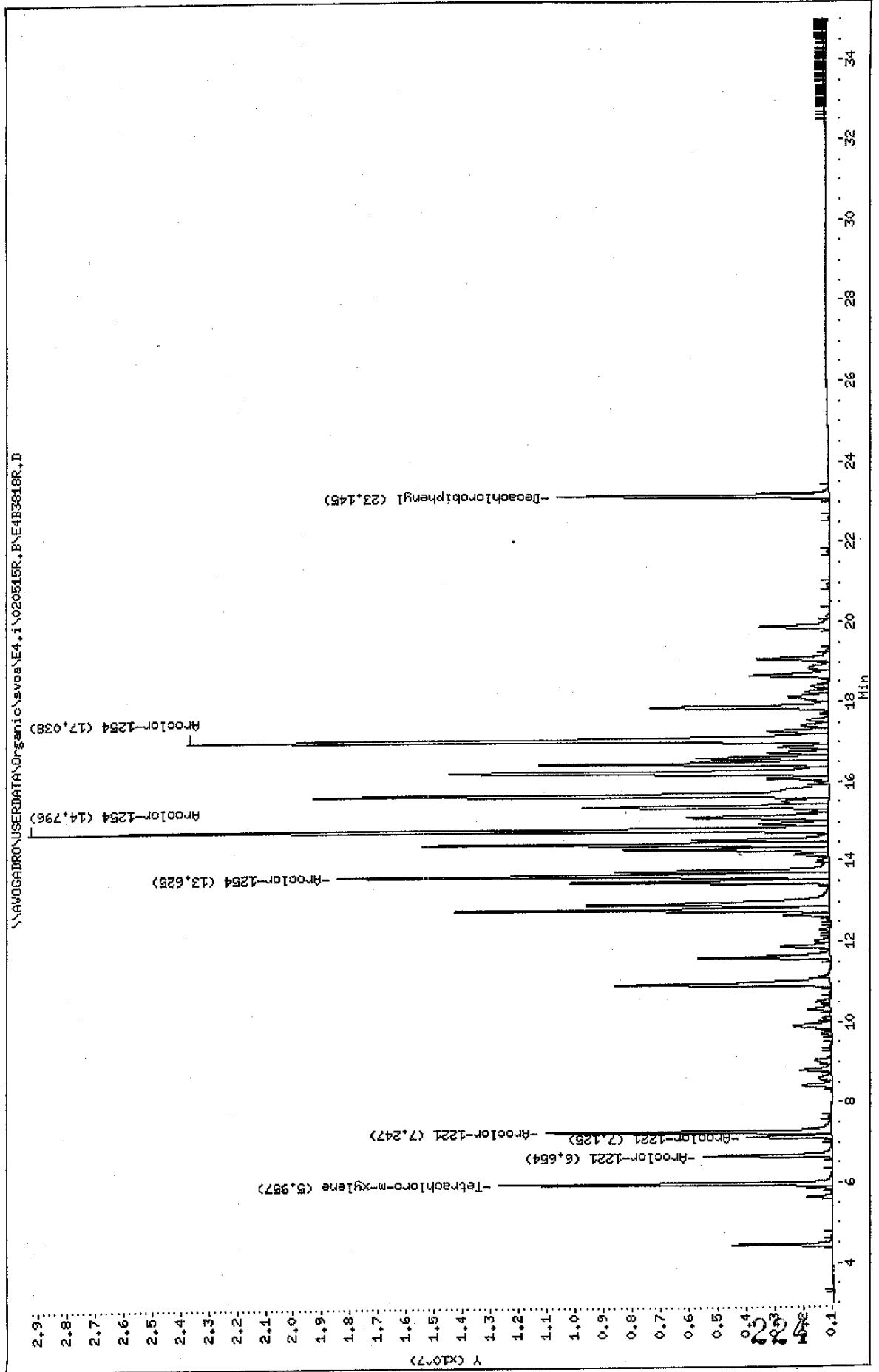


Data File: \\AVOCADRO\USERDATA\Organic\svoa\E4.i\02051BR.B\E4B381BR.D
 Date: 16-MAY-2002 20:36
 Client ID: AR2154AL5
 Sample Info: AR2154AL5,AR2154AL5,,ar2154.sub,,
 Volume Injected (ul): 1.0
 Column phase: IB-608

Instrument: E4.i

Operator: GHL

Column diameter: 0.53



Data File: E4B3818F.D
 Report Date: 17-May-2002 08:18

Mitkem Corporation

Sample #1 : \\AVOGADRO\USERDATA\Organic\svoa\E4.i\020515F.B\E4B3818F.D
 Sample #2 : \\AVOGADRO\USERDATA\Organic\svoa\E4.i\020515R.B\E4B3818R.D
 Inj Date : 16-MAY-2002 20:36
 Sample Info: AR2154AL5,AR2154AL5,,ar2154.sub,,
 Misc Info :
 Cal Date : 17-MAY-2002 07:54
 Operator : GML
 Inst ID : E4.i
 Dil Factor : 1.000000

Method #1 : \\AVOGADRO\USERDATA\Organic\svoa\E4.i\020515F.B\E4_PCB_F.m
 Method #2 : \\AVOGADRO\USERDATA\Organic\svoa\E4.i\020515R.B\E4_PCB_R.m
 Sub List #1 : ar2154.sub
 Sub List #2 : ar2154.sub
 Col #1 Phase : DB-1701
 Col #2 Phase : DB-608

Concentration Formula: Amt * DF * Uf * Vt / (Vo * Vi)

Name	Value	Description
DF	1.000	Dilution Factor
Uf	1.000	Correction factor
Vt	10000.000	Volume of final extract (uL)
Vo	1000.000	Volume of sample extracted (ml)
Vi	1.000	Volume injected (uL)

Compound	RT#1	RT#2	Resp#1	Resp#2	Conc#1 (ug/L)	Conc#2 (ug/L)	Target Range	Ratio
Tetrachloro-m-xylene	8.596	5.957	31832181	11726572	0.10	0.097		100.00 (a)
Aroclor-1221	9.821	6.654	12513754	4529387	4.5	5.0	80.00- 120.00	100.00
	10.336	7.125	8122755	2977898	4.4	4.9	44.91- 84.91	64.91
	10.547	7.247	25520003	10023925	4.4	4.9	183.94- 223.94	203.94
	Average of Peak Amounts =				4.4	4.9		
Aroclor-1254	16.922	13.625	44093551	17333247	4.9	5.4	80.00- 120.00	100.00
	18.976	14.796	81626962	28212753	5.3	5.9	165.12- 205.12	185.12
	21.352	17.038	61023850	22637090	5.2	5.9	118.40- 158.40	138.40
	Average of Peak Amounts =				5.1	5.7		
Decachlorobiphenyl	28.631	23.145	15753580	9553927	0.095	0.092		100.00 (a)

5/17/02

Data File: E4B3818F.D
Report Date: 17-May-2002 08:19

QC Flag Legend

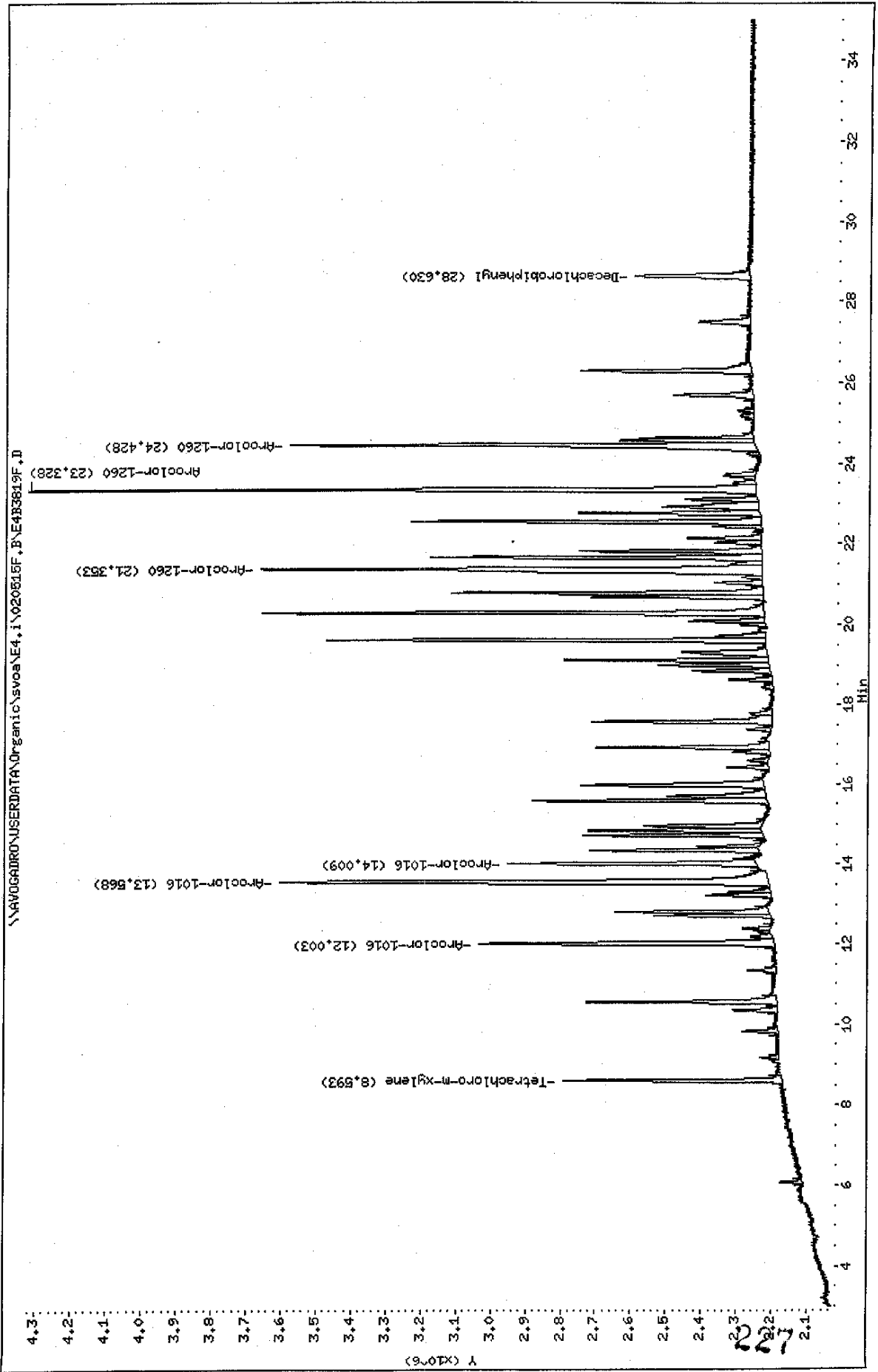
a - Target compound detected but, quantitated amount
Below Limit Of Quantitation(BLOQ).

Data File: \\NAVOGARD\USERDATA\Organic\svos\E4.1\020615F.B\E4B3819F.D
Date : 16-MAY-2002 21:15
Client ID: AR1660AL1
Sample Info: AR1660AL1,AR1660AL1,,ar1660,sub,,
Volume Injected (uL): 1.0
Column phase: DB-1701

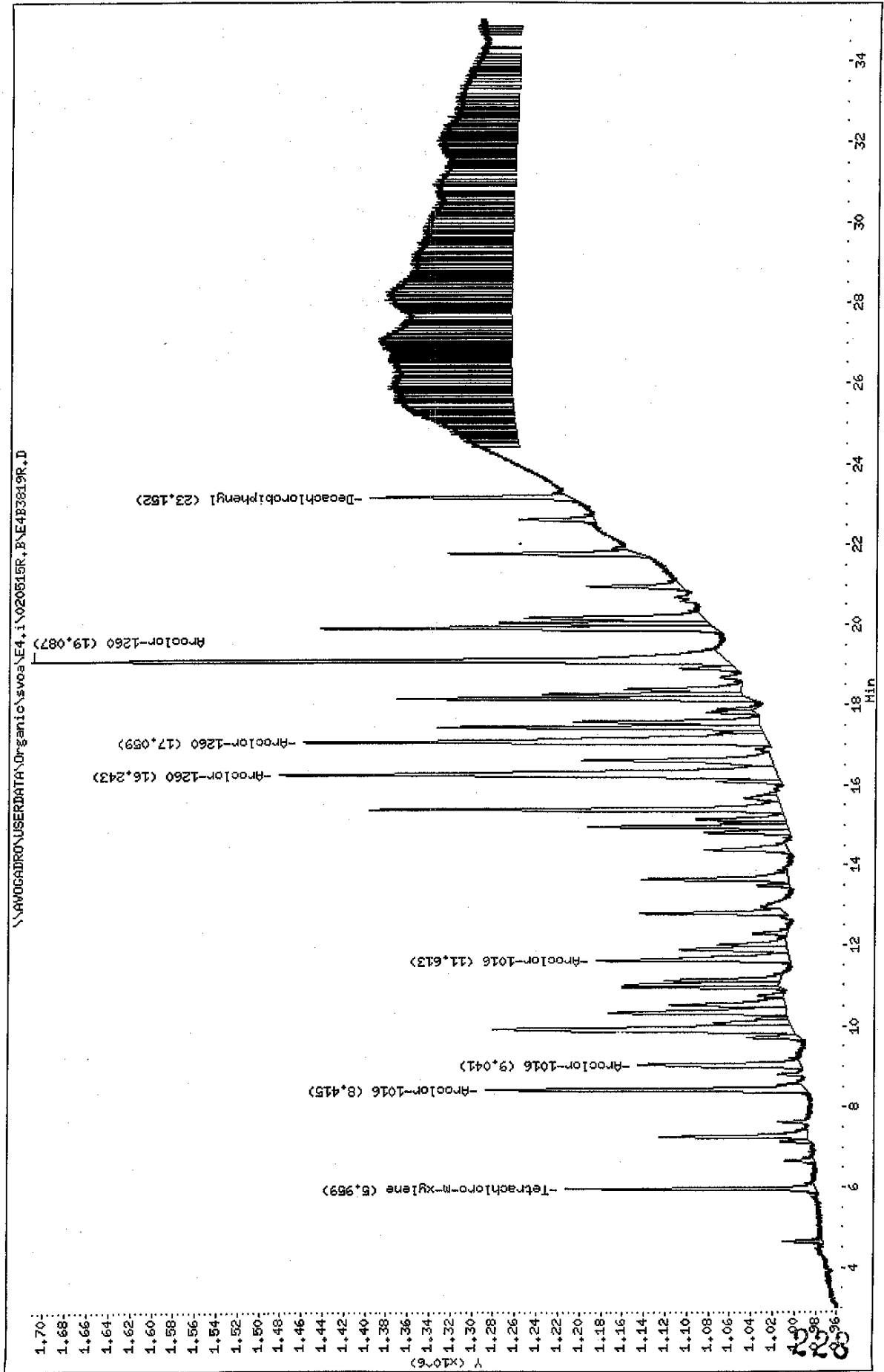
Instrument: E4.1

Operator: CHL

Column diameter: 0.53



Data File: \\AVOCADRO\USERDATA\Organic\svoa\E4.i\020515R,BVE4B3819R.D
 Date: 16-MAY-2002 21:15
 Instrument: E4.i
 Client ID: AR1660AL1
 Sample Info: AR1660AL1,AR1660AL1,,ar1660.sub,,
 Volume Injected (uL): 1.0
 Column phase: DB-608
 Operator: GML
 Column diameter: 0.53



Data File: E4B3819F.D
 Report Date: 17-May-2002 08:19

Mitkem Corporation

Sample #1 : \\AVOGADRO\USERDATA\Organic\svoa\E4.i\020515F.B\E4B3819F.D
 Sample #2 : \\AVOGADRO\USERDATA\Organic\svoa\E4.i\020515R.B\E4B3819R.D
 Inj Date : 16-MAY-2002 21:15
 Sample Info: AR1660AL1,AR1660AL1,,ar1660.sub,,
 Misc Info :
 Cal Date : 17-MAY-2002 07:54
 Operator : GML
 Inst ID : E4.i
 Dil Factor : 1.000000

Method #1 : \\AVOGADRO\USERDATA\Organic\svoa\E4.i\020515F.B\E4_PCB_F.m
 Method #2 : \\AVOGADRO\USERDATA\Organic\svoa\E4.i\020515R.B\E4_PCB_R.m
 Sub List #1 : ar1660.sub
 Sub List #2 : ar1660.sub
 Col #1 Phase : DB-1701
 Col #2 Phase : DB-608

Concentration Formula: Amt * DF * Uf * Vt / (Vo * Vi)

Name	Value	Description
DF	1.000	Dilution Factor
Uf	1.000	Correction factor
Vt	10000.000	Volume of final extract (uL)
Vo	1000.000	Volume of sample extracted (ml)
Vi	1.000	Volume injected (uL)

Compound	RT#1	RT#2	Resp#1	Resp#2	Conc#1 (ug/L)	Conc#2 (ug/L)	Target Range	Ratio
Tetrachloro-m-xylene	8.593	5.959	622782	233398	0.0020	0.0021		100.00(a)
Aroclor-1016	12.003	8.415	842873	298612	0.10	0.10	80.00- 120.00	100.00(a)
	13.568	9.041	1394965	150750	0.10	0.10	199.66- 239.66	165.50(a)
	14.009	11.613	708653	180068	0.10	0.10	89.56- 129.56	84.08(a)
	Average of Peak Amounts =				0.10	0.10		
Decachlorobiphenyl	28.630	23.152	324775	187870	0.0020	0.0019		100.00(a)
Aroclor-1260	21.353	16.243	1429283	466107	0.10	0.10	80.00- 120.00	100.00(a)
	23.328	17.059	2071716	433746	0.10	0.10	136.59- 176.59	144.95(a)
	24.428	19.087	1327226	647641	0.10	0.10	74.64- 114.64	92.86(a)
	Average of Peak Amounts =				0.10	0.10		

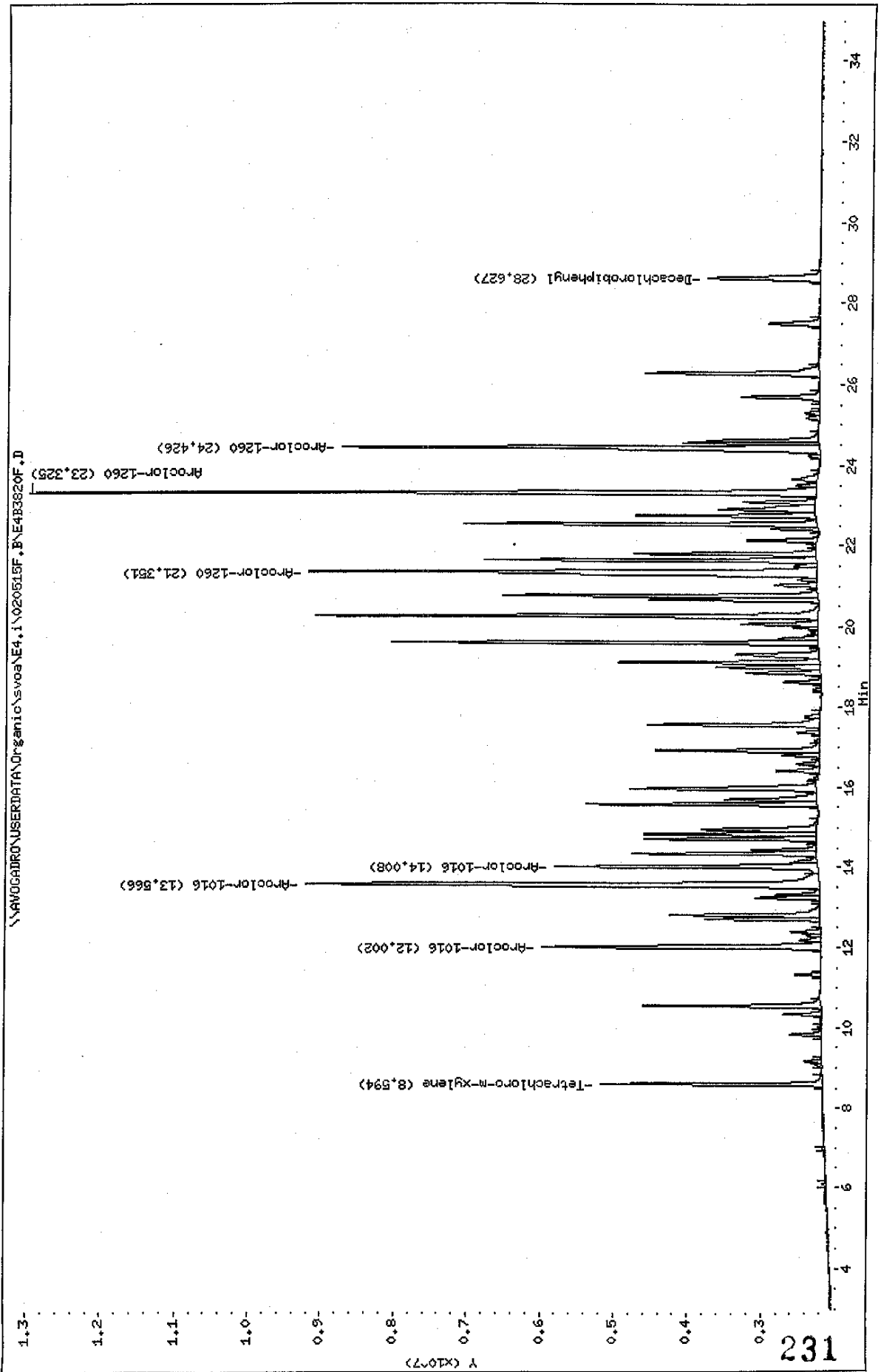
JK
5/17/02

Data File: E4B3819F.D
Report Date: 17-May-2002 08:19

QC Flag Legend

a - Target compound detected but, quantitated amount
Below Limit Of Quantitation(BLOQ).

Data File: \\AV06ADRD\USERDATA\Organic\svoa\E4,1\020515F,BAE4B3820F.D
 Date: 16-MAY-2002 21:54
 Client ID: AR1660AL2
 Sample Info: AR1660AL2,AR1660AL2,,ar1660.sub,,
 Volume Injected (uL): 1.0
 Column phase: DB-1701
 Instrument: E4.1
 Operator: GHL
 Column diameter: 0.53



Data File: \\AVOCADRO\USERDATA\Organic\svos\E4.1\020515R,BVE4B3820R.D

Date : 16-MAY-2002 21:54

Client ID: AR1660AL2

Sample Info: AR1660AL2,AR1660AL2,,ar1660,sub,,

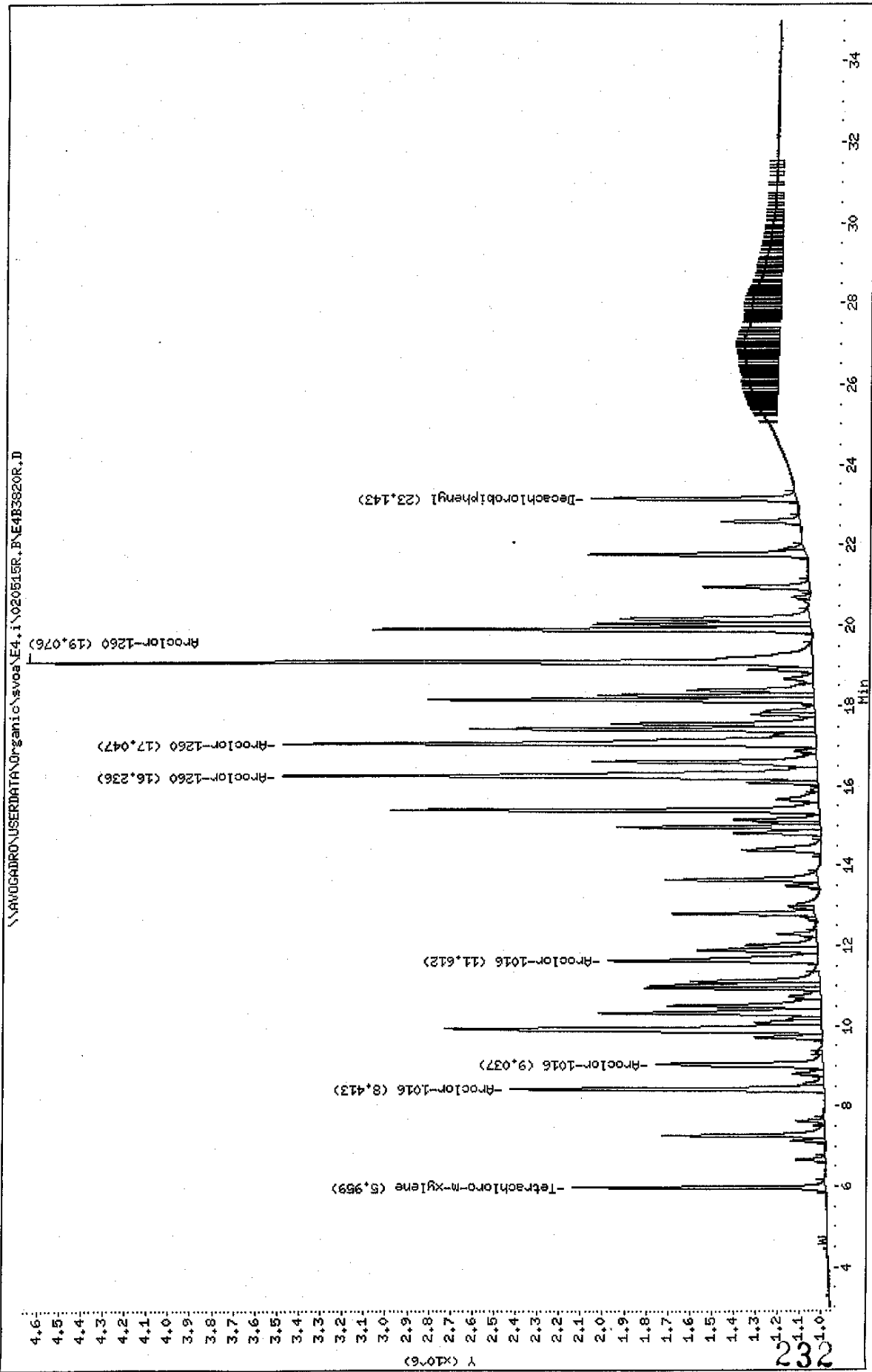
Volume Injected (uL): 1.0

Column phase: DB-608

Instrument: E4.i

Operator: CHL

Column diameter: 0.53



Data File: E4B3820F.D
 Report Date: 17-May-2002 08:19

Mitkem Corporation

Sample #1 : \\AVOGADRO\USERDATA\Organic\svoa\E4.i\020515F.B\E4B3820F.D
 Sample #2 : \\AVOGADRO\USERDATA\Organic\svoa\E4.i\020515R.B\E4B3820R.D
 Inj Date : 16-MAY-2002 21:54
 Sample Info: AR1660AL2,AR1660AL2,,ar1660.sub,,
 Misc Info :
 Cal Date : 17-MAY-2002 07:54
 Operator : GML
 Inst ID : E4.i
 Dil Factor : 1.000000

Method #1 : \\AVOGADRO\USERDATA\Organic\svoa\E4.i\020515F.B\E4_PCB_F.m
 Method #2 : \\AVOGADRO\USERDATA\Organic\svoa\E4.i\020515R.B\E4_PCB_R.m
 Sub List #1 : ar1660.sub
 Sub List #2 : ar1660.sub
 Col #1 Phase : DB-1701
 Col #2 Phase : DB-608

Concentration Formula: Amt * DF * Uf * Vt / (Vo * Vi)

Name	Value	Description
DF	1.000	Dilution Factor
Uf	1.000	Correction factor
Vt	10000.000	Volume of final extract (uL)
Vo	1000.000	Volume of sample extracted (ml)
Vi	1.000	Volume injected (uL)

Compound	RT#1	RT#2	Resp#1	Resp#2	Conc#1 (ug/L)	Conc#2 (ug/L)	Target Range	Ratio
Tetrachloro-m-xylene	8.594	5.959	3013416	1151447	0.0098	0.010		100.00 (a)
Aroclor-1016	12.002	8.413	3798986	1440876	0.47	0.49	80.00- 120.00	100.00 (a)
	13.566	9.037	6991108	762065	0.50	0.50	199.66- 239.66	184.03 (a)
	14.008	11.612	3575263	958435	0.50	0.52	89.56- 129.56	94.11 (a)
	Average of Peak Amounts =				0.49	0.50		
Decachlorobiphenyl	28.627	23.143	1526100	937311	0.0096	0.0098		100.00 (a)
Aroclor-1260	21.351	16.236	6919498	2455912	0.49	0.51	80.00- 120.00	100.00 (a)
	23.325	17.047	10682669	2444659	0.51	0.53	136.59- 176.59	154.39 (a)
	24.426	19.076	6485853	3599733	0.49	0.53	74.64- 114.64	93.73 (a)
	Average of Peak Amounts =				0.50	0.52		

351/5/1/12

Data File: E4B3820F.D
Report Date: 17-May-2002 08:19

QC Flag Legend

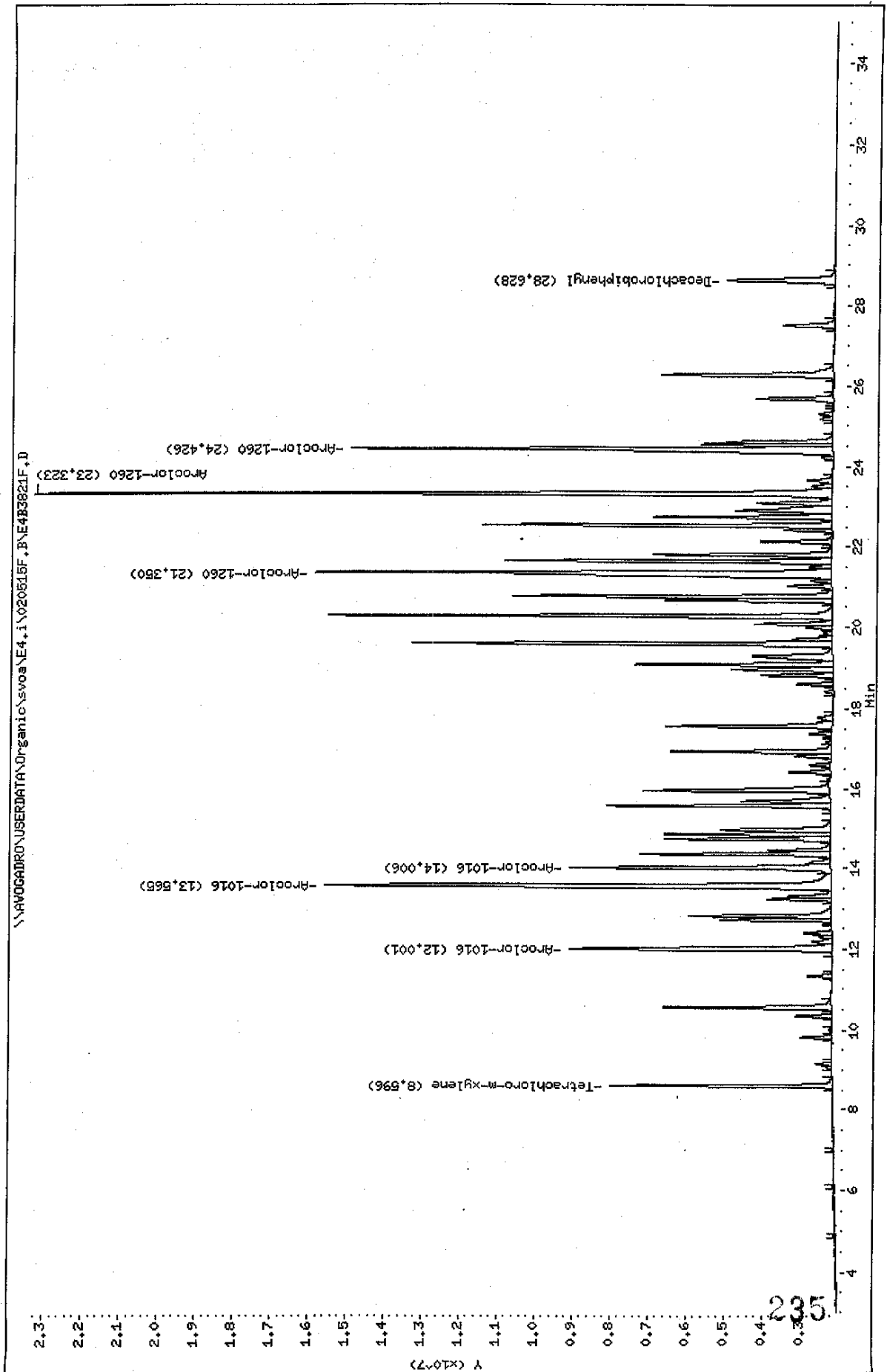
a - Target compound detected but, quantitated amount
Below Limit Of Quantitation(BLOQ).

Data File: \\AVOCADRO\USERDATA\Organic\svoa\E4.i\020515F.PNE43821F.D
Date: 16-MAY-2002 22:33
Client ID: AR1660AL3
Sample Info: AR1660AL3,AR1660AL3,,ar1660.sub,,
Volume Injected (ul): 1.0
Column phase: DB-1701

Instrument: E4.i

Operator: GHL

Column diameter: 0.53

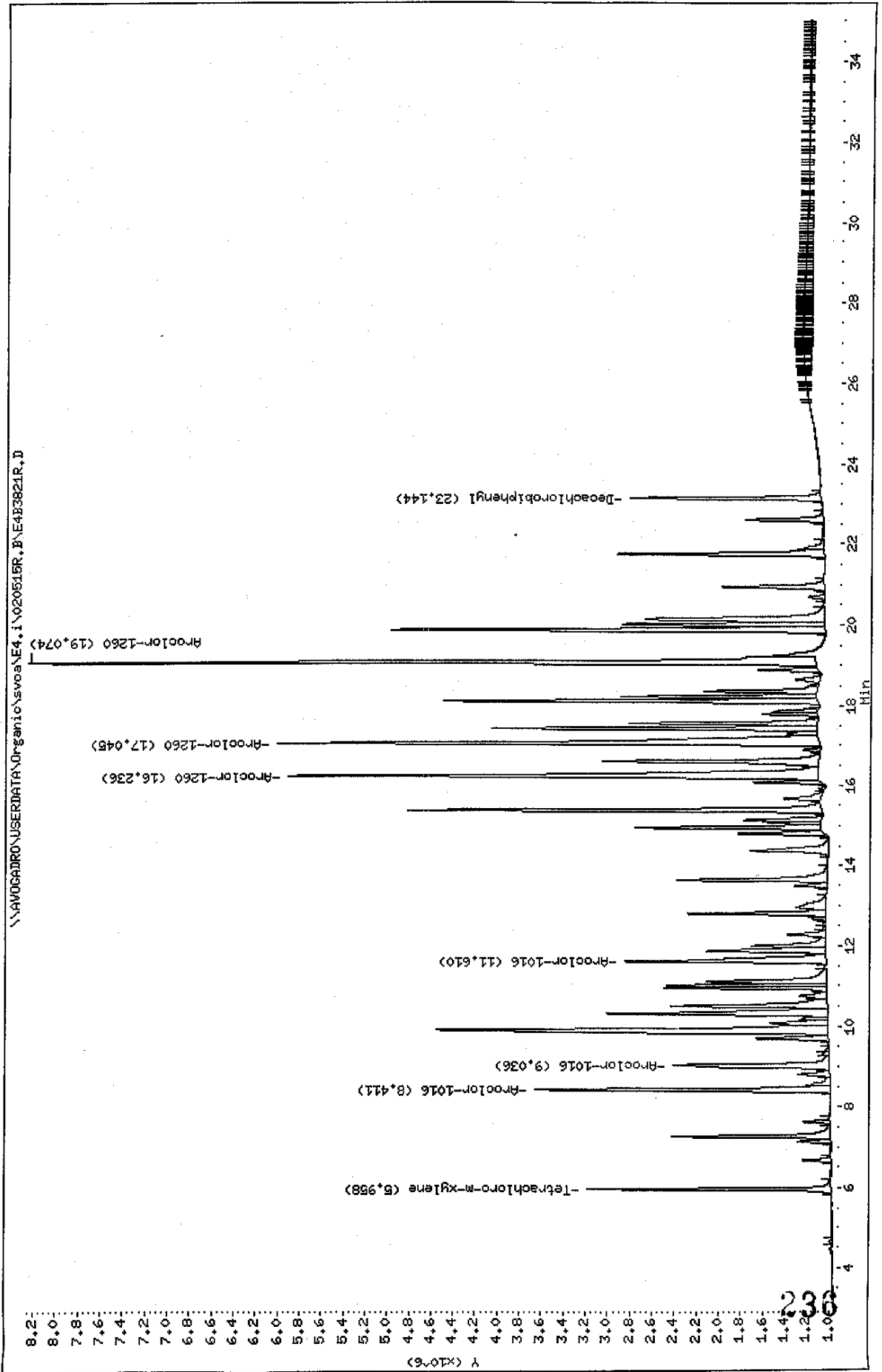


Data File: \\AVOCADRO\USERDATA\Organic\svoa\E4,\020515R,B\E4B3821R.D
 Date: 16-MAY-2002 22:33
 Client ID: AR1660AL3
 Sample Info: AR1660AL3,AR1660AL3,,ar1660.sub,,
 Volume Injected (uL): 1.0
 Column phase: DB-608

Instrument: E4.i

Operator: CHL

Column diameter: 0.53



Data File: E4B3821F.D
 Report Date: 17-May-2002 08:19

Mitkem Corporation

Sample #1 : \\AVOGADRO\USERDATA\Organic\svoa\E4.i\020515F.B\E4B3821F.D
 Sample #2 : \\AVOGADRO\USERDATA\Organic\svoa\E4.i\020515R.B\E4B3821R.D
 Inj Date : 16-MAY-2002 22:33
 Sample Info: AR1660AL3,AR1660AL3,,ar1660.sub,,
 Misc Info :
 Cal Date : 17-MAY-2002 07:54
 Operator : GML
 Inst ID : E4.i
 Dil Factor : 1.000000

Method #1 : \\AVOGADRO\USERDATA\Organic\svoa\E4.i\020515F.B\E4_PCB_F.m
 Method #2 : \\AVOGADRO\USERDATA\Organic\svoa\E4.i\020515R.B\E4_PCB_R.m
 Sub List #1 : ar1660.sub
 Sub List #2 : ar1660.sub
 Col #1 Phase : DB-1701
 Col #2 Phase : DB-608

Concentration Formula: Amt * DF * Uf * Vt / (Vo * Vi)

Name	Value	Description
DF	1.000	Dilution Factor
Uf	1.000	Correction factor
Vt	10000.000	Volume of final extract (uL)
Vo	1000.000	Volume of sample extracted (ml)
Vi	1.000	Volume injected (uL)

Compound	RT#1	RT#2	Resp#1	Resp#2	Conc#1 (ug/L)	Conc#2 (ug/L)	Target Range	Ratio
Tetrachloro-m-xylene	8.596	5.958	5857977	2198561	0.019	0.019		100.00 (a)
Aroclor-1016	12.001	8.411	6916217	2668948	0.90	0.94	80.00- 120.00	100.00 (a)
	13.565	9.036	13375061	1409631	0.97	0.95	199.66- 239.66	193.39 (a)
	14.006	11.610	6885179	1822909	0.98	0.99	89.56- 129.56	99.55 (a)
	Average of Peak Amounts =				0.95	0.96		
Decachlorobiphenyl	28.628	23.144	2819634	1728505	0.018	0.019		100.00 (a)
Aroclor-1260	21.350	16.236	13614178	4800614	0.98	1.0	80.00- 120.00	100.00 (a)
	23.323	17.045	21010777	4909784	1.00	1.0	136.59- 176.59	154.33 (a)
	24.426	19.074	12692976	7111549	0.98	1.0	74.64- 114.64	93.23 (a)
	Average of Peak Amounts =				0.99	1.0		

JPL 5/17/02

Data File: E4B3821F.D
Report Date: 17-May-2002 08:19

QC Flag Legend

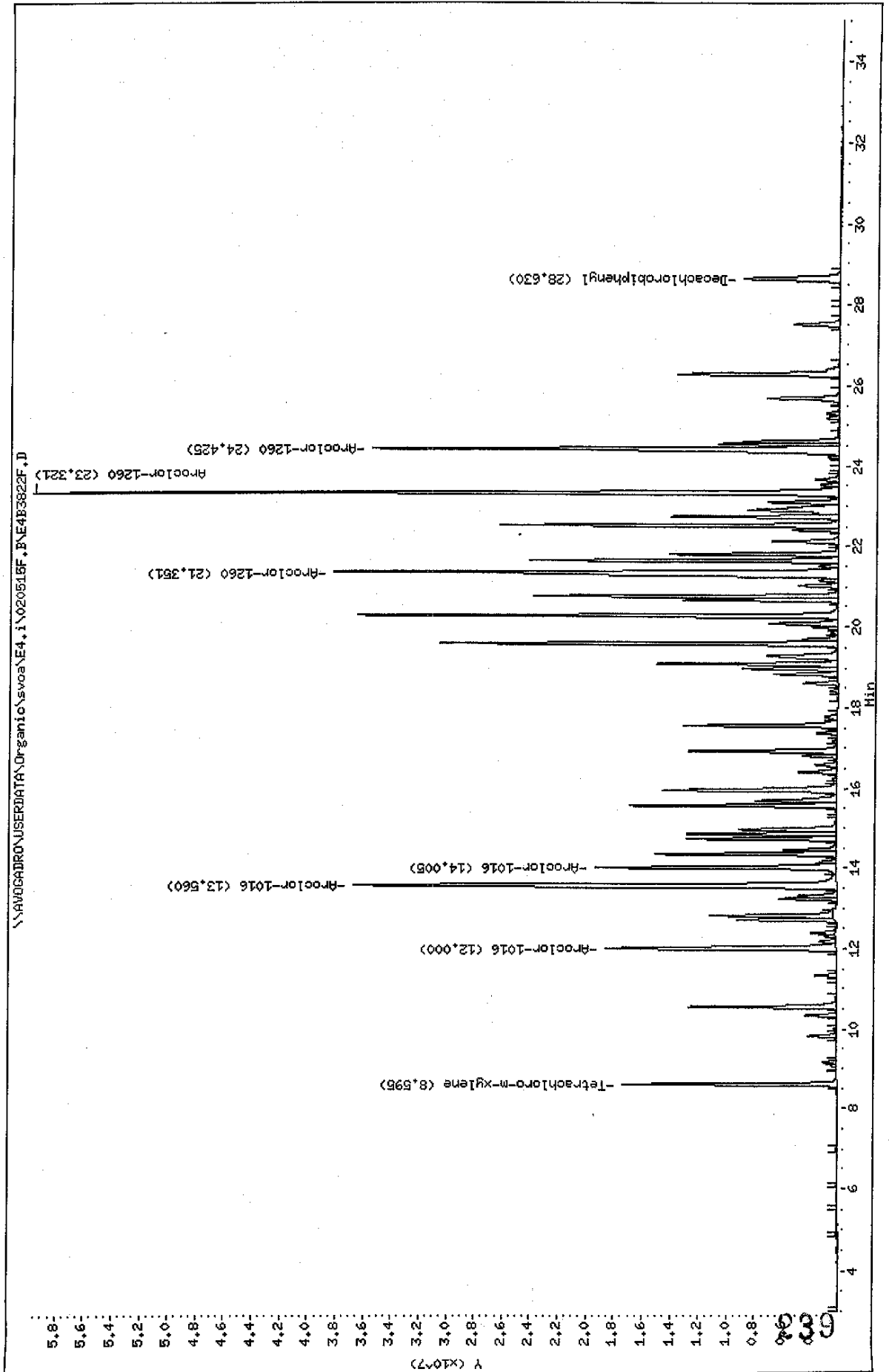
a - Target compound detected but, quantitated amount
Below Limit Of Quantitation(BLOQ).

Data File: \\AVOCADRO\USERDATA\Organic\svos\E4.i\020515F.B\NE4B3822F.D
 Date: 16-MAY-2002 23:12
 Client ID: AR1660AL4
 Sample Info: AR1660AL4,AR1660AL4,,ar1660.sub,,
 Volume Injected (uL): 1.0
 Column phaset DB-1701

Instrument: E4.i

Operator: CHL

Column diameter: 0.53

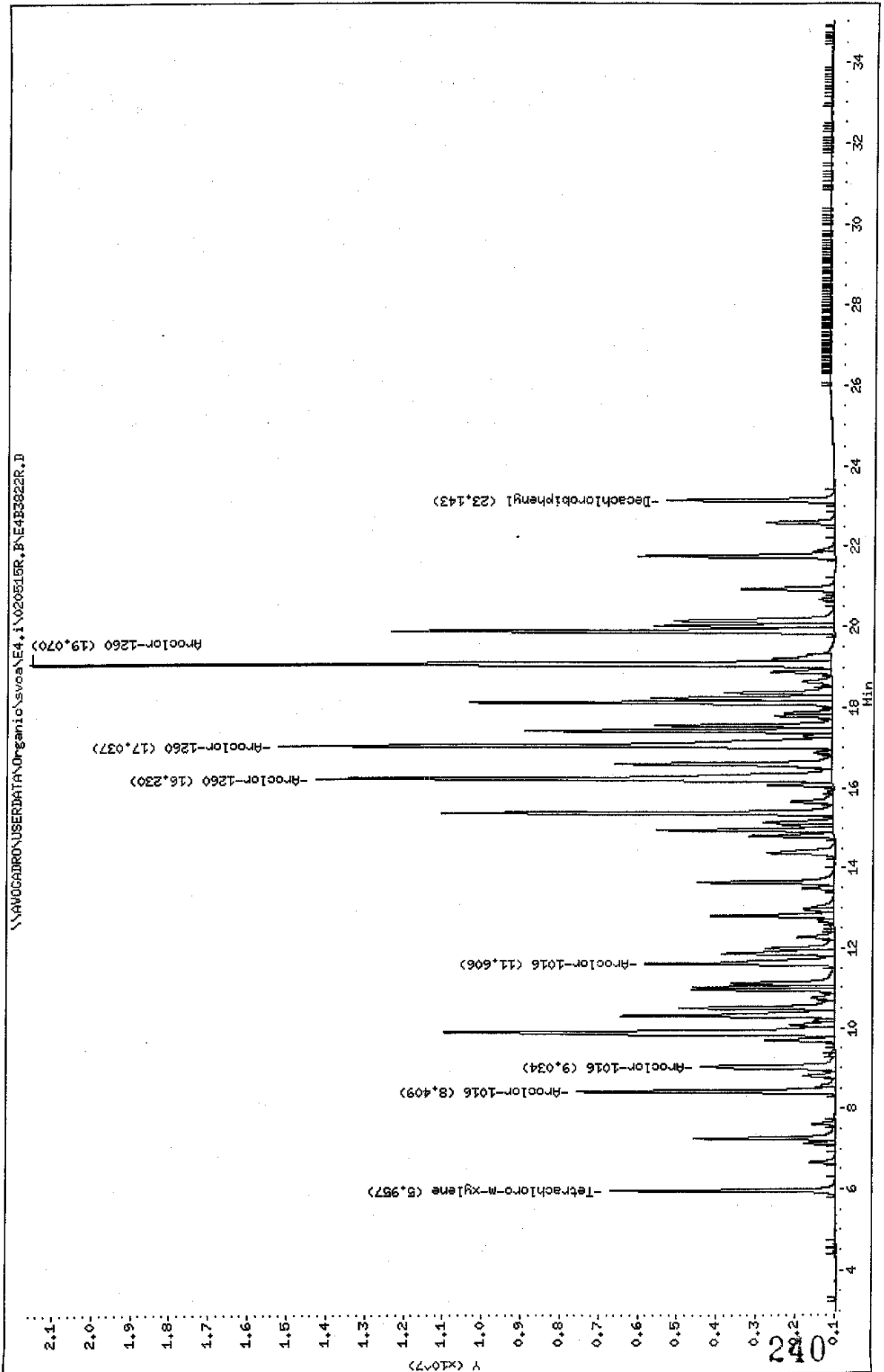


Data File: \\AVOCADRON\USERDATA\Organic\svosa\E4.i\020515R,BAE4B3822R.D
Date: 16-MAY-2002 23:12
Client ID: AR1660AL4
Sample Info: AR1660AL4,AR1660AL4,,ar1660.sub,,
Volume Injected (uL): 1.0
Column phase: DB-608

Instrument: E4.i

Operator: GHL

Column diameter: 0.53



Data File: E4B3822F.D
 Report Date: 17-May-2002 08:19

Mitkem Corporation

Sample #1 : \\AVOGADRO\USERDATA\Organic\svoa\E4.i\020515F.B\E4B3822F.D
 Sample #2 : \\AVOGADRO\USERDATA\Organic\svoa\E4.i\020515R.B\E4B3822R.D
 Inj Date : 16-MAY-2002 23:12
 Sample Info: AR1660AL4,AR1660AL4,,ar1660.sub,,
 Misc Info :
 Cal Date : 17-MAY-2002 07:54
 Operator : GML
 Inst ID : E4.i
 Dil Factor : 1.000000

Method #1 : \\AVOGADRO\USERDATA\Organic\svoa\E4.i\020515F.B\E4_PCB_F.m
 Method #2 : \\AVOGADRO\USERDATA\Organic\svoa\E4.i\020515R.B\E4_PCB_R.m
 Sub List #1 : ar1660.sub
 Sub List #2 : ar1660.sub
 Col #1 Phase : DB-1701
 Col #2 Phase : DB-608

Concentration Formula: Amt * DF * Uf * Vt / (Vo * Vi)

Name	Value	Description
DF	1.000	Dilution Factor
Uf	1.000	Correction factor
Vt	10000.000	Volume of final extract (uL)
Vo	1000.000	Volume of sample extracted (ml)
Vi	1.000	Volume injected (uL)

Compound	RT#1	RT#2	Resp#1	Resp#2	Conc#1 (ug/L)	Conc#2 (ug/L)	Target Range	Ratio
Tetrachloro-m-xylene	8.595	5.957	15281743	5717363	0.050	0.050		100.00
Aroclor-1016	12.000	8.409	16484313	6598517	2.2	2.4	80.00- 120.00	100.00
	13.560	9.034	34595471	3412493	2.5	2.4	199.66- 239.66	209.87
	14.005	11.606	17194297	4823184	2.4	2.6	89.56- 129.56	104.31
	Average of Peak Amounts =				2.4	2.5		
Decachlorobiphenyl	28.630	23.143	6911048	4268413	0.046	0.047		100.00(a)
Aroclor-1260	21.351	16.230	36068593	13173397	2.6	2.7	80.00- 120.00	100.00
	23.321	17.037	57463656	14161115	2.7	2.9	136.59- 176.59	159.32
	24.425	19.070	33322467	20470217	2.6	2.8	74.64- 114.64	92.39
	Average of Peak Amounts =				2.6	2.8		

OK 5/17/02

Data File: E4B3822F.D
Report Date: 17-May-2002 08:19

QC Flag Legend

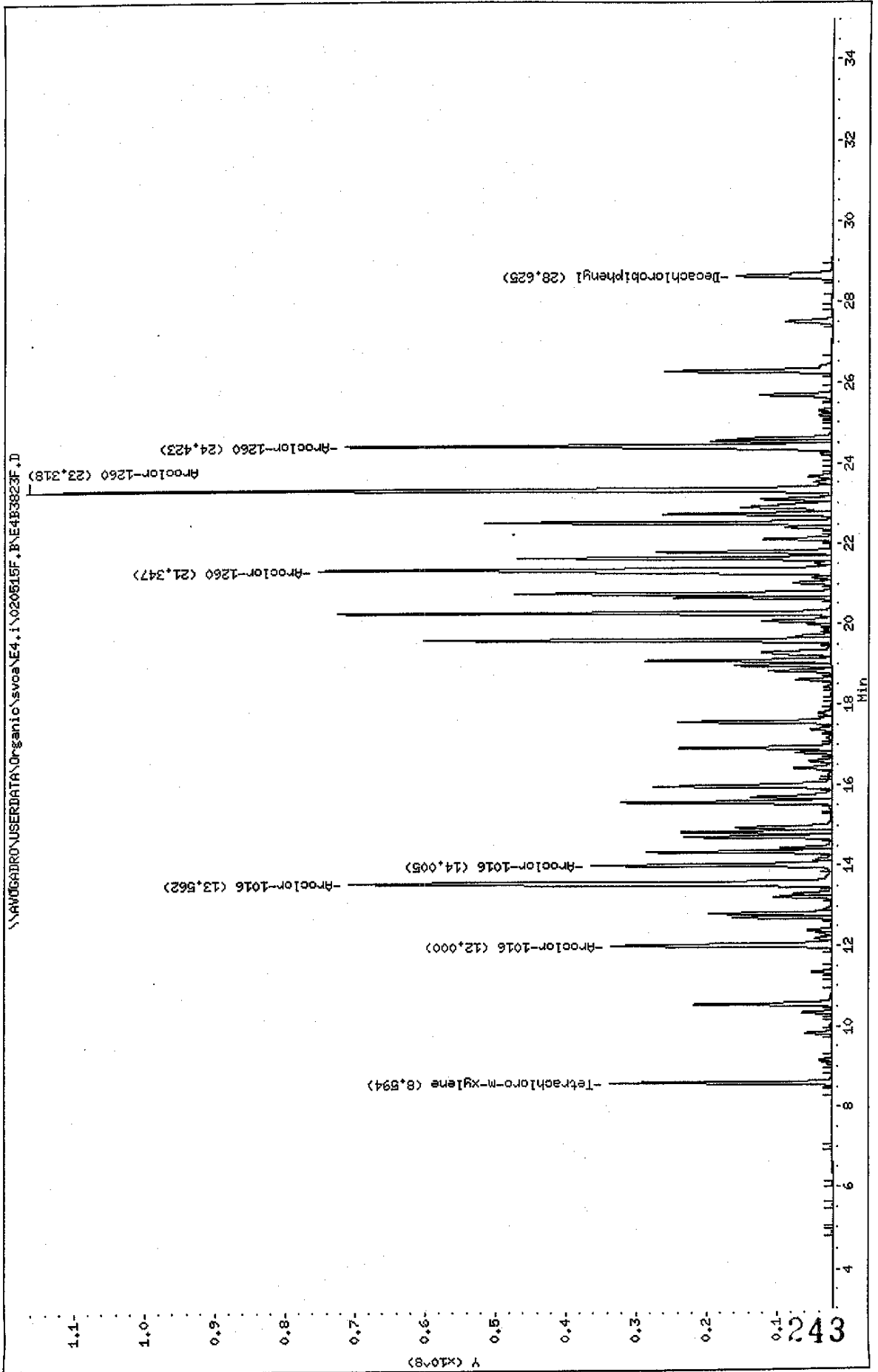
a - Target compound detected but, quantitated amount
Below Limit Of Quantitation(BLOQ).

Data File: \\NAVOGARDRO\USERDATA\Organic\svoa\E4,i\020515F,B\E4B3823F.D
Date : 16-MAY-2002 23:51
Client ID: AR16604L5
Sample Info: AR16604L5,AR16604L5,,ar1660,sub,,
Volume Injected (uL): 1.0
Column phase: DB-1701

Instrument: E4.i

Operator: GHL

Column diameter: 0.53

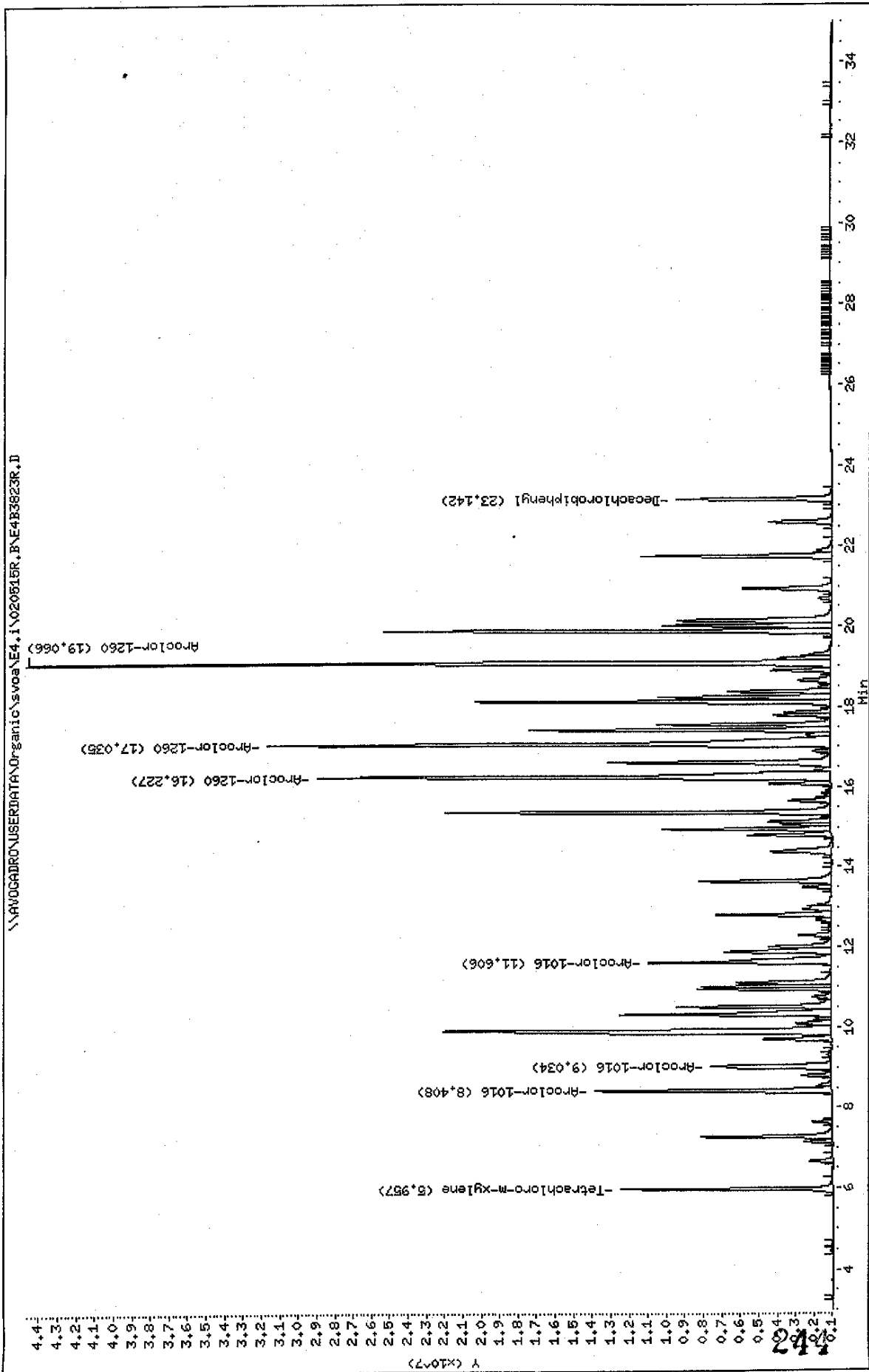


Data File: \\AVOCADRON\USERDATA\Organic\svos\E4.1\020515R.B\AE4B3823R.D
 Date : 16-MAY-2002 23:51
 Client ID: AR1660AL5
 Sample Info: AR1660AL5,AR1660AL5,,ar1660,sub,,
 Volume Injected (uL): 1.0
 Column phase: DB-608

Instrument: E4.i

Operator: GHJ

Column diameter: 0.53



Data File: E4B3823F.D
 Report Date: 17-May-2002 08:19

Mitkem Corporation

Sample #1 : \\AVOGADRO\USERDATA\Organic\svoa\E4.i\020515F.B\E4B3823F.D
 Sample #2 : \\AVOGADRO\USERDATA\Organic\svoa\E4.i\020515R.B\E4B3823R.D
 Inj Date : 16-MAY-2002 23:51
 Sample Info: AR1660AL5,AR1660AL5,,ar1660.sub,,
 Misc Info :
 Cal Date : 17-MAY-2002 07:54
 Operator : GML
 Inst ID : E4.i
 Dil Factor : 1.000000

Method #1 : \\AVOGADRO\USERDATA\Organic\svoa\E4.i\020515F.B\E4_PCB_F.m
 Method #2 : \\AVOGADRO\USERDATA\Organic\svoa\E4.i\020515R.B\E4_PCB_R.m
 Sub List #1 : ar1660.sub
 Sub List #2 : ar1660.sub
 Col #1 Phase : DB-1701
 Col #2 Phase : DB-608

Concentration Formula: Amt * DF * Uf * Vt / (Vo * Vi)

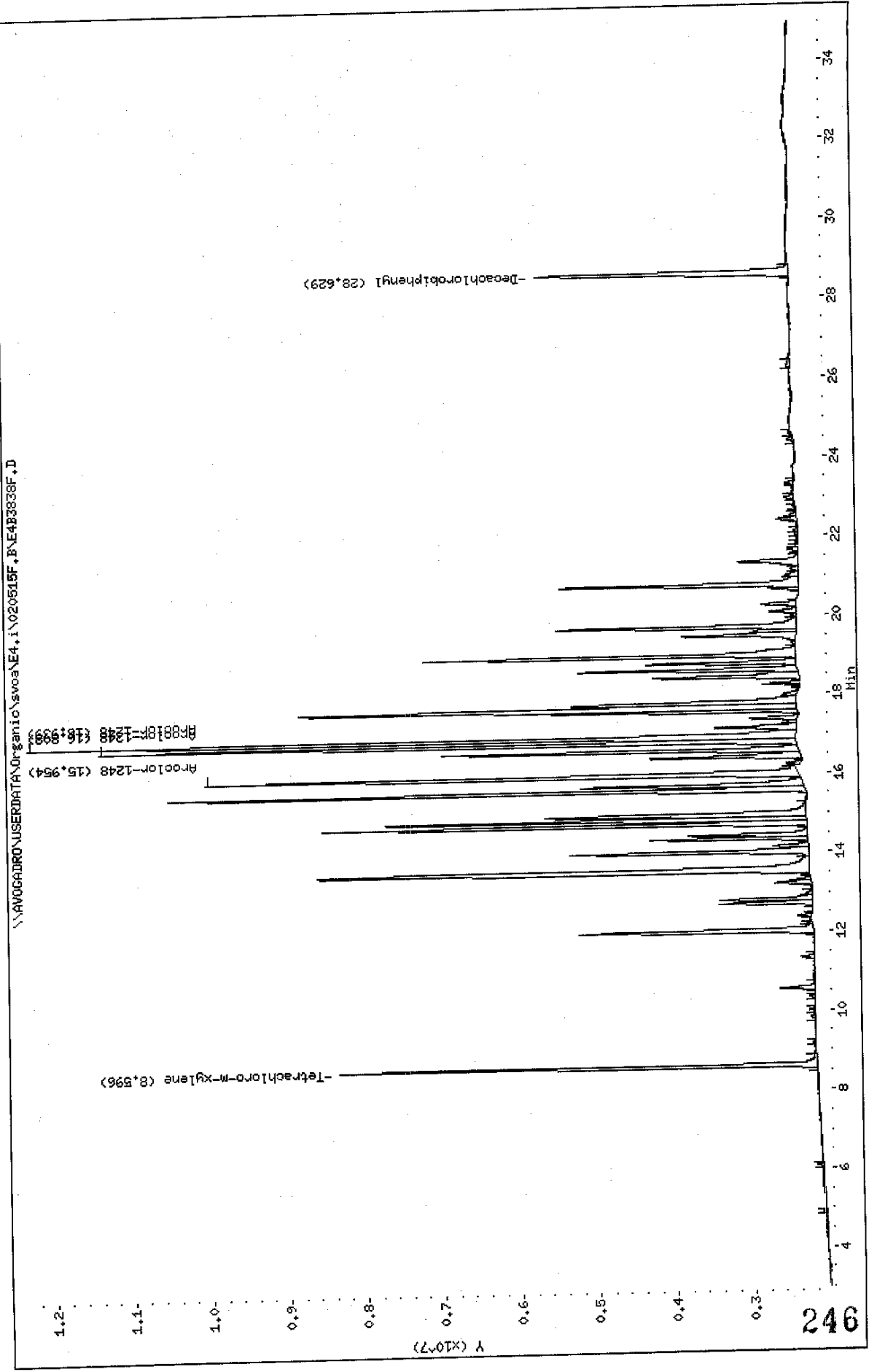
Name	Value	Description
DF	1.000	Dilution Factor
Uf	1.000	Correction factor
Vt	10000.000	Volume of final extract (uL)
Vo	1000.000	Volume of sample extracted (ml)
Vi	1.000	Volume injected (uL)

Compound	RT#1	RT#2	Resp#1	Resp#2	Conc#1 (ug/L)	Conc#2 (ug/L)	Target Range	Ratio
Tetrachloro-m-xylene	8.594	5.957	31543019	11482124	0.10	0.098		100.00
Aroclor-1016	12.000	8.408	31278137	12823510	4.4	4.7	80.00- 120.00	100.00
	13.562	9.034	68704518	6524363	5.0	4.6	199.66- 239.66	219.66
	14.005	11.606	34266782	9918184	4.9	5.2	89.56- 129.56	109.56
	Average of Peak Amounts =				4.8	4.8		
Decachlorobiphenyl	28.625	23.142	13540163	8427676	0.093	0.093		100.00
Aroclor-1260	21.347	16.227	72954038	27866584	5.2	5.5	80.00- 120.00	100.00
	23.318	17.035	114240423	30526343	5.2	5.9	136.59- 176.59	156.59
	24.423	19.066	69045044	43526094	5.2	5.8	74.64- 114.64	94.64
	Average of Peak Amounts =				5.2	5.7		

JTK
5/17/02

Data File: \\AVOCARDRO\USERDATA\Organic\svoa\E4.1\020515F.B\E4B3838F.D
 Date : 17-MAY-2002 09:36
 Client ID: AR1248A1
 Sample Info: AR1248A1,AR1248A1,,ar1248.sub,,
 Volume Injected (uL): 1.0
 Column phase: DB-1701

Instrument: E4.1
 Operator: GHL
 Column diameter: 0.53

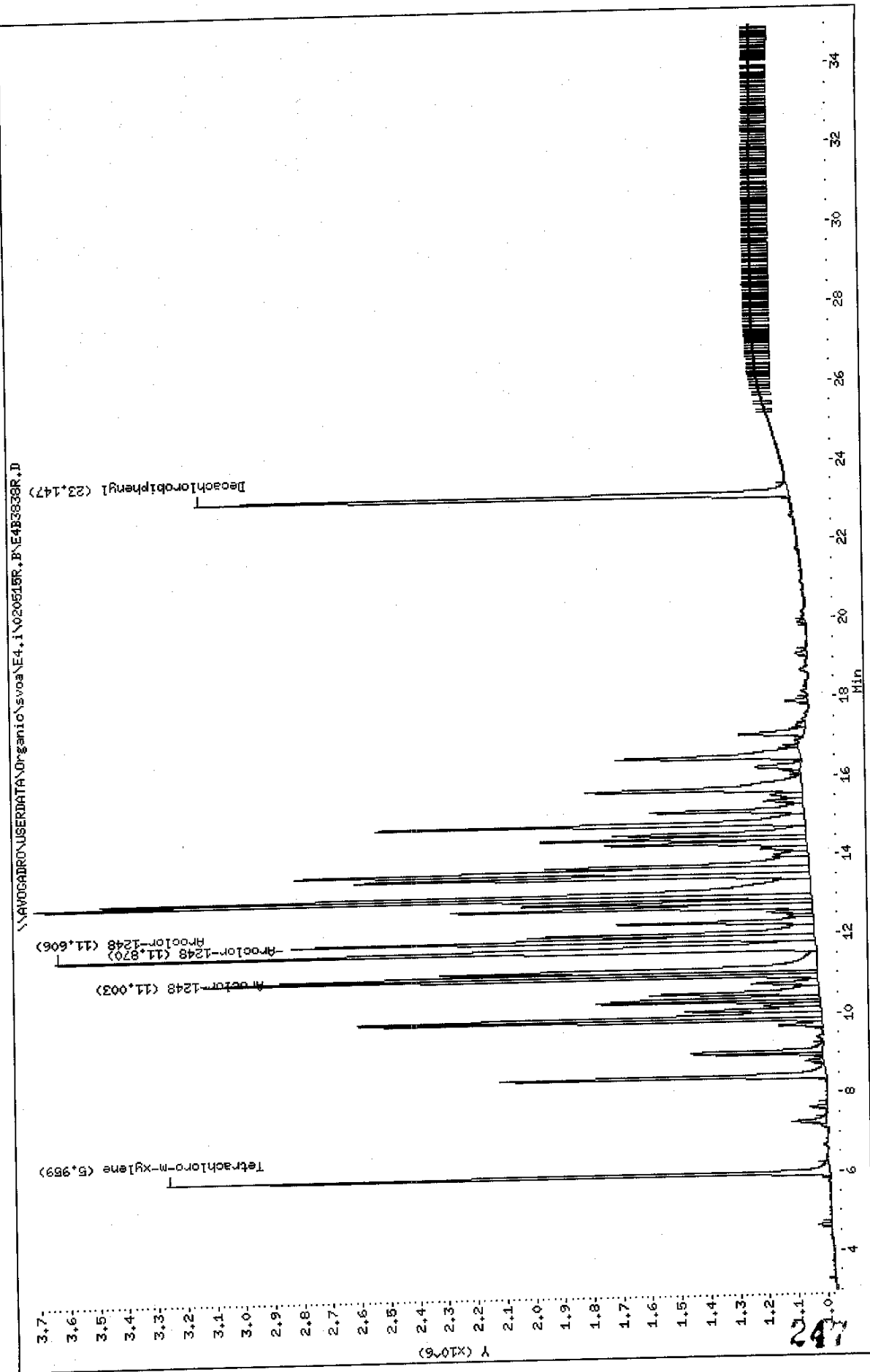


Data File: \\AV008ADRO\USERDATA\Organic\svoa\E4.1\020515R.F\E4B3838R.D
 Date: 17-MAY-2002 09:36
 Client ID: AR1248A1
 Sample Info: AR1248A1,AR1248A1,,ar1248,sub,,
 Volume Injected (uL): 1.0
 Column phase: DB-608

Instrument: E4.i

Operator: GHL

Column diameter: 0.53



Data File: E4B3838F.D
 Report Date: 20-May-2002 14:25

Mitkem Corporation

Sample #1 : \\AVOGADRO\USERDATA\Organic\svoa\E4.i\020515F.B\E4B3838F.D
 Sample #2 : \\AVOGADRO\USERDATA\Organic\svoa\E4.i\020515R.B\E4B3838R.D
 Inj Date : 17-MAY-2002 09:36
 Sample Info: AR1248A1,AR1248A1,,ar1248.sub,,
 Misc Info :
 Cal Date : 20-MAY-2002 12:33
 Operator : GML
 Inst ID : E4.i
 Dil Factor : 1.000000

Method #1 : \\AVOGADRO\USERDATA\Organic\svoa\E4.i\020515F.B\E4_PCB_F.m
 Method #2 : \\AVOGADRO\USERDATA\Organic\svoa\E4.i\020515R.B\E4_PCB_R.m
 Sub List #1 : ar1248.sub
 Sub List #2 : ar1248.sub
 Col #1 Phase : DB-1701
 Col #2 Phase : DB-608

Concentration Formula: $Amt * DF * Uf * Vt / (Vo * Vi)$

Name	Value	Description
DF	1.000	Dilution Factor
Uf	1.000	Correction factor
Vt	10000.000	Volume of final extract (uL)
Vo	1000.000	Volume of sample extracted (ml)
Vi	1.000	Volume injected (uL)

Compound	RT#1	RT#2	Resp#1	Resp#2	Conc#1 (ug/L)	Conc#2 (ug/L)	Target Range	Ratio
Tetrachloro-m-xylene	8.596	5.959	6178837	2279148	0.020	0.019		100.00 (a)
Aroclor-1248	15.954	11.870	7682856	1800611	0.98	1.00	80.00- 120.00	100.00 (a)
	16.808	11.003	9003562	1848683	0.97	0.98	97.19- 137.19	117.19 (a)
	16.939	11.606	9913519	2616419	0.98	0.98	109.03- 149.03	129.03 (a)
	Average of Peak Amounts =				0.98	0.99		
Decachlorobiphenyl	28.629	23.147	3263967	2043014	0.022	0.024		100.00 (a)

50x
7/20/02

QC Flag Legend

a - Target compound detected but, quantitated amount
 Below Limit Of Quantitation(BLOQ).

Data File: \\AVOCADRO\USERDATA\Organic\svos\E4,i\020515F,B\E4B3839F.D

Date : 17-MAY-2002 10:16

Client ID: AR125441

Sample Info: AR125441,AR125441,,ar1254.sub,,

Volume Injected (uL): 1.0

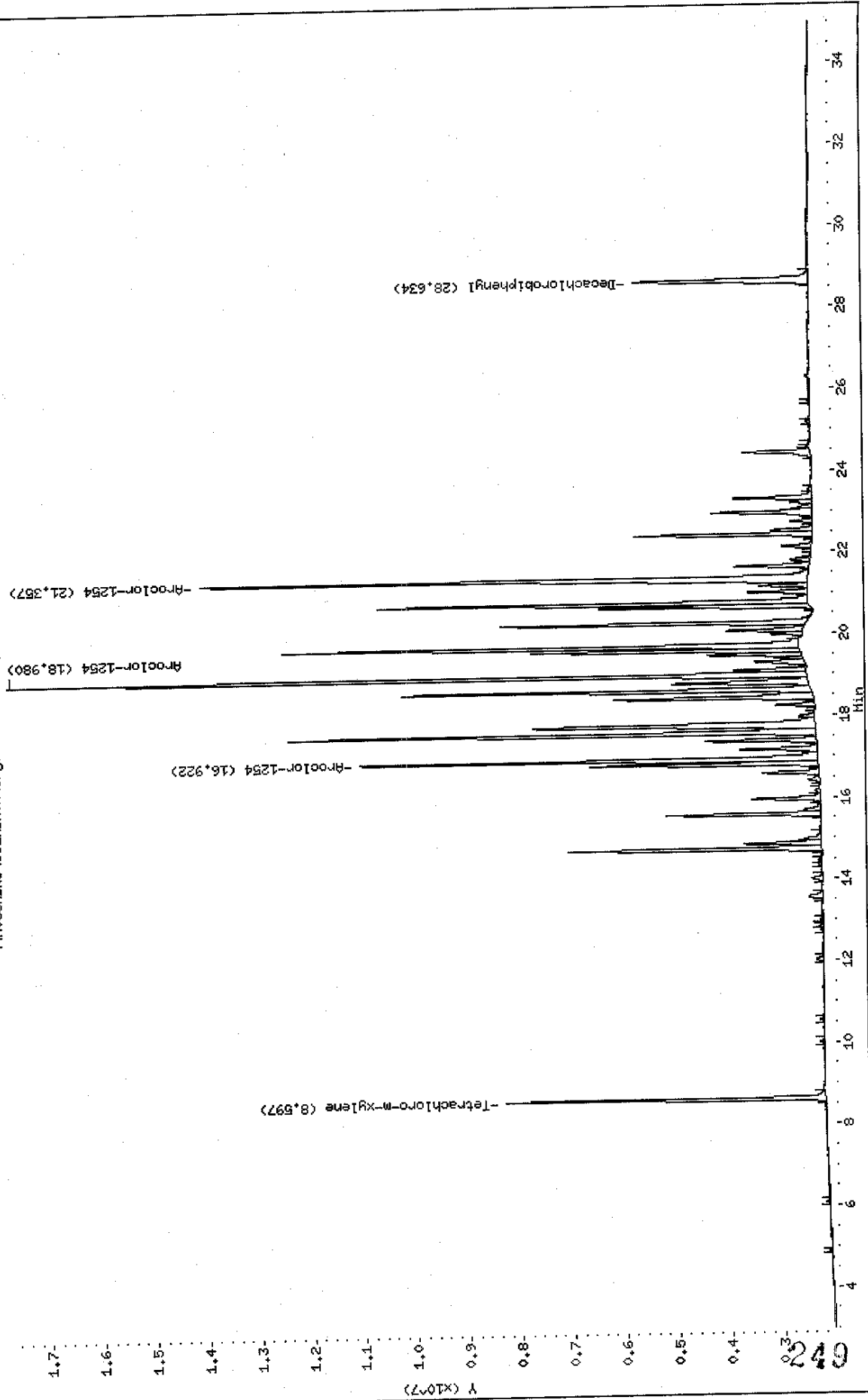
Column phase: DB-1701

Instrument: E4.i

Operator: GML

Column diameter: 0.53

\\AVOCADRO\USERDATA\Organic\svos\E4,i\020515F,B\E4B3839F.D



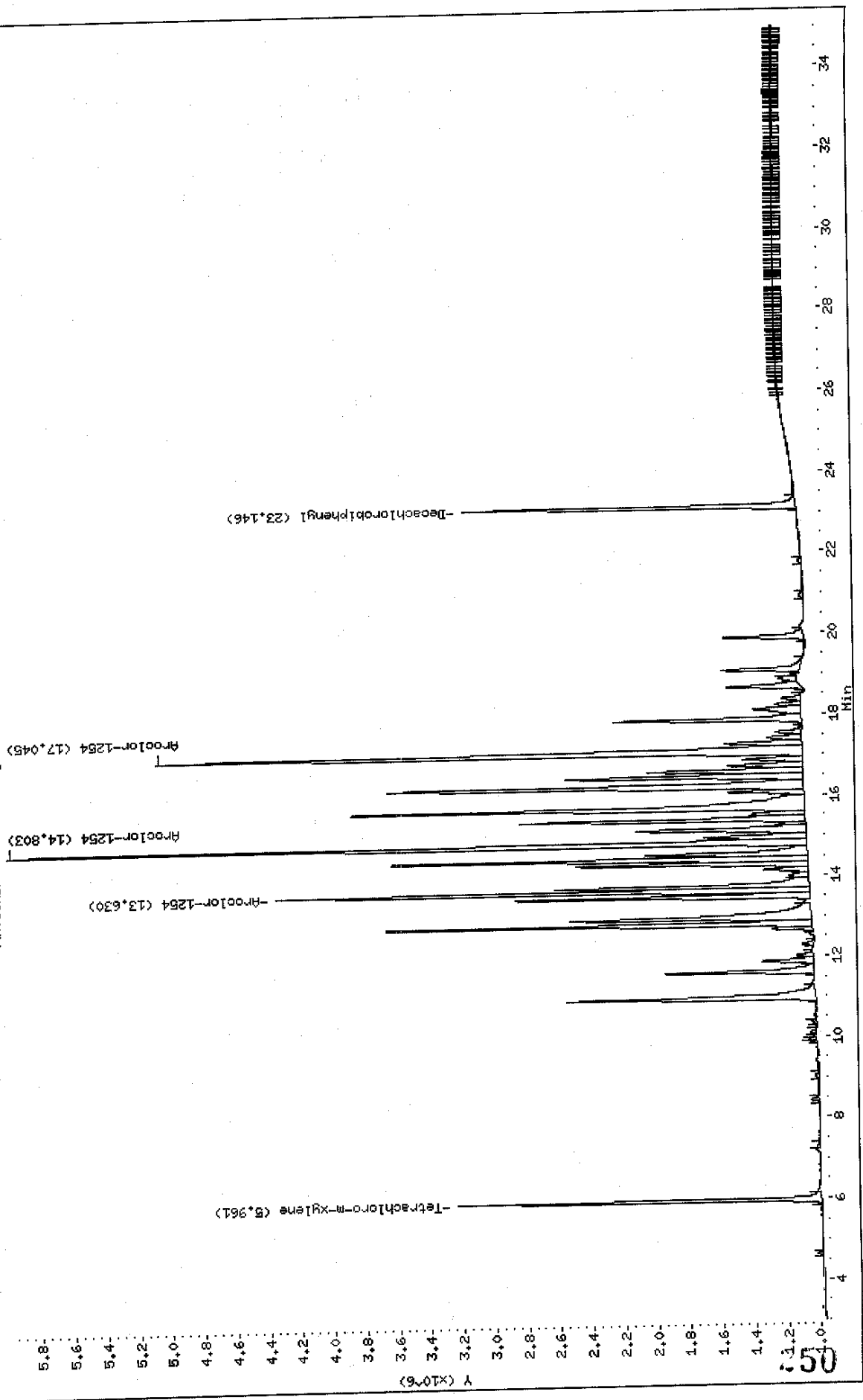
Data File: \\AVOCADRO\USERDATA\Organic\svoc\E4.i\020515R.BVE4B3839R.D
Date : 17-MAY-2002 10:16
Client ID: AR125441
Sample Info: AR125441,AR125441,,ar1254.sub,,
Volume Injected (uL): 1.0
Column phase: DB-608

Instrument: E4.i

Operator: GHL

Column diameter: 0.53

\\AVOCADRO\USERDATA\Organic\svoc\E4.i\020515R.BVE4B3839R.D



Data File: E4B3839F.D
 Report Date: 20-May-2002 14:25

Mitkem Corporation

Sample #1 : \\AVOGADRO\USERDATA\Organic\svoa\E4.i\020515F.B\E4B3839F.D
 Sample #2 : \\AVOGADRO\USERDATA\Organic\svoa\E4.i\020515R.B\E4B3839R.D
 Inj Date : 17-MAY-2002 10:16
 Sample Info: AR1254A1,AR1254A1,,ar1254.sub,,
 Misc Info :
 Cal Date : 20-MAY-2002 12:33
 Operator : GML
 Inst ID : E4.i
 Dil Factor : 1.000000

Method #1 : \\AVOGADRO\USERDATA\Organic\svoa\E4.i\020515F.B\E4_PCB_F.m
 Method #2 : \\AVOGADRO\USERDATA\Organic\svoa\E4.i\020515R.B\E4_PCB_R.m
 Sub List #1 : ar1254.sub
 Sub List #2 : ar1254.sub
 Col #1 Phase : DB-1701
 Col #2 Phase : DB-608

Concentration Formula: Amt * DF * Uf * Vt / (Vo * Vi)

Name	Value	Description
DF	1.000	Dilution Factor
Uf	1.000	Correction factor
Vt	10000.000	Volume of final extract (uL)
Vo	1000.000	Volume of sample extracted (ml)
Vi	1.000	Volume injected (uL)

Compound	RT#1	RT#2	Resp#1	Resp#2	Conc#1 (ug/L)	Conc#2 (ug/L)	Target Range	Ratio
Tetrachloro-m-xylene	8.597	5.961	6122557	2245672	0.020	0.019		100.00(a)
Decachlorobiphenyl	28.634	23.146	3350466	2063160	0.023	0.024		100.00(a)
Aroclor-1254	16.922	13.630	8780336	3295837	0.98	1.0	80.00- 120.00	100.00(a)
	18.980	14.803	15298603	4936156	0.99	1.0	154.24- 194.24	174.24(a)
	21.357	17.045	11656267	3995911	1.0	1.0	112.75- 152.75	132.75(a)
Average of Peak Amounts =					0.99	1.0		

5/22/02

QC Flag Legend

a - Target compound detected but, quantitated amount
 Below Limit Of Quantitation(BLOQ).

Data File: \\AVOCADRO\USERDATA\Organic\svos\E4.i\020615F.B\E4B3840F.D

Date: 17-MAY-2002 10:54

Client ID: AR1660A1

Sample Info: AR1660A1,AR1660A1,,ar1660.sub,,

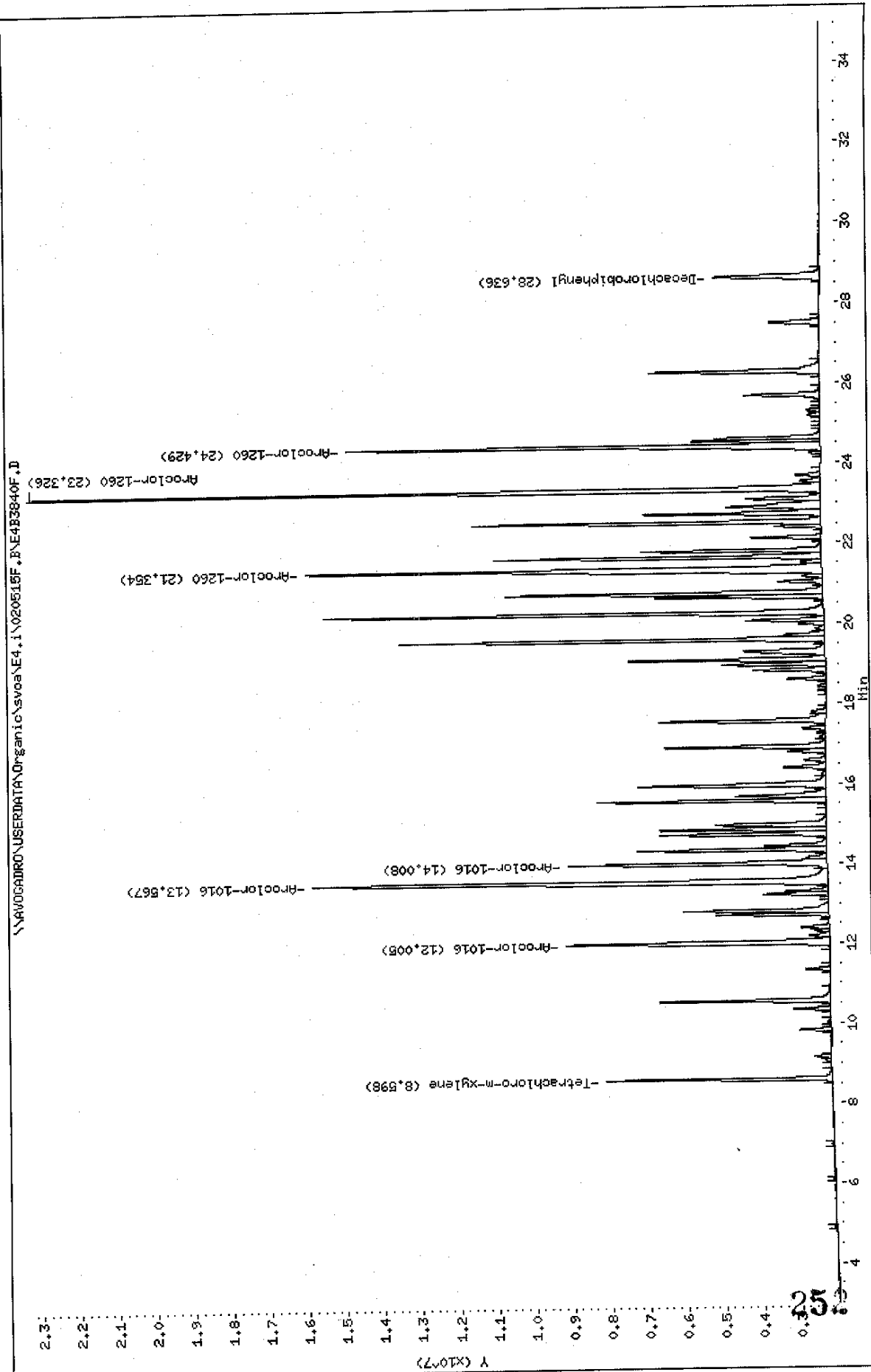
Volume Injected (uL): 1.0

Column phase: DB-1701

Instrument: E4.1

Operator: GHL

Column diameter: 0.53



Data File: \\AV0608DRD\USERDATA\Organic\svoa\E4.i\020515R.F\E4B3840R.D

Date : 17-MAY-2002 10:54

Client ID: AR166041

Sample Info: AR166041,AR166041,,ar1660.sub,,


Volume Injected (uL): 1.0

Column phase: DB-608

Instrument: E4.i

Operator: CHL

Column diameter: 0.53



Data File: E4B3840F.D
 Report Date: 20-May-2002 14:25

Mitkem Corporation

Sample #1 : \\AVOGADRO\USERDATA\Organic\svoa\E4.i\020515F.B\E4B3840F.D
 Sample #2 : \\AVOGADRO\USERDATA\Organic\svoa\E4.i\020515R.B\E4B3840R.D
 Inj Date : 17-MAY-2002 10:54
 Sample Info: AR1660A1,AR1660A1,,ar1660.sub,,
 Misc Info :
 Cal Date : 20-MAY-2002 12:33
 Operator : GML
 Inst ID : E4.i
 Dil Factor : 1.000000

Method #1 : \\AVOGADRO\USERDATA\Organic\svoa\E4.i\020515F.B\E4_PCB_F.m
 Method #2 : \\AVOGADRO\USERDATA\Organic\svoa\E4.i\020515R.B\E4_PCB_R.m
 Sub List #1 : ar1660.sub
 Sub List #2 : ar1660.sub
 Col #1 Phase : DB-1701
 Col #2 Phase : DB-608

Concentration Formula: Amt * DF * Uf * Vt / (Vo * Vi)

Name	Value	Description
DF	1.000	Dilution Factor
Uf	1.000	Correction factor
Vt	10000.000	Volume of final extract (uL)
Vo	1000.000	Volume of sample extracted (ml)
Vi	1.000	Volume injected (uL)

Compound	RT#1	RT#2	Resp#1	Resp#2	Conc#1 (ug/L)	Conc#2 (ug/L)	Target Range	Ratio
Tetrachloro-m-xylene	8.598	5.962	5955382	2271846	0.020	0.020		100.00 (a)
Aroclor-1016	12.005	8.413	6964893	2738751	0.97	1.00	80.00- 120.00	100.00 (a)
	13.567	9.039	13638635	1444080	0.99	1.0	175.82- 215.82	195.82 (a)
	14.008	11.611	6843036	1900240	0.98	1.0	78.25- 118.25	98.25 (a)
	Average of Peak Amounts =				0.98	1.0		
Decachlorobiphenyl	28.636	23.146	2800692	1764322	0.019	0.020		100.00 (a)
Aroclor-1260	21.354	16.235	13645219	4974101	0.96	0.99	80.00- 120.00	100.00 (a)
	23.326	17.044	20944424	5149607	0.96	0.99	133.49- 173.49	153.49 (a)
	24.429	19.073	12537734	7511674	0.95	1.00	71.88- 111.88	91.88 (a)
	Average of Peak Amounts =				0.96	0.99		

JTK
5/20/02

Data File: E4B3840F.D
Report Date: 20-May-2002 14:25

QC Flag Legend

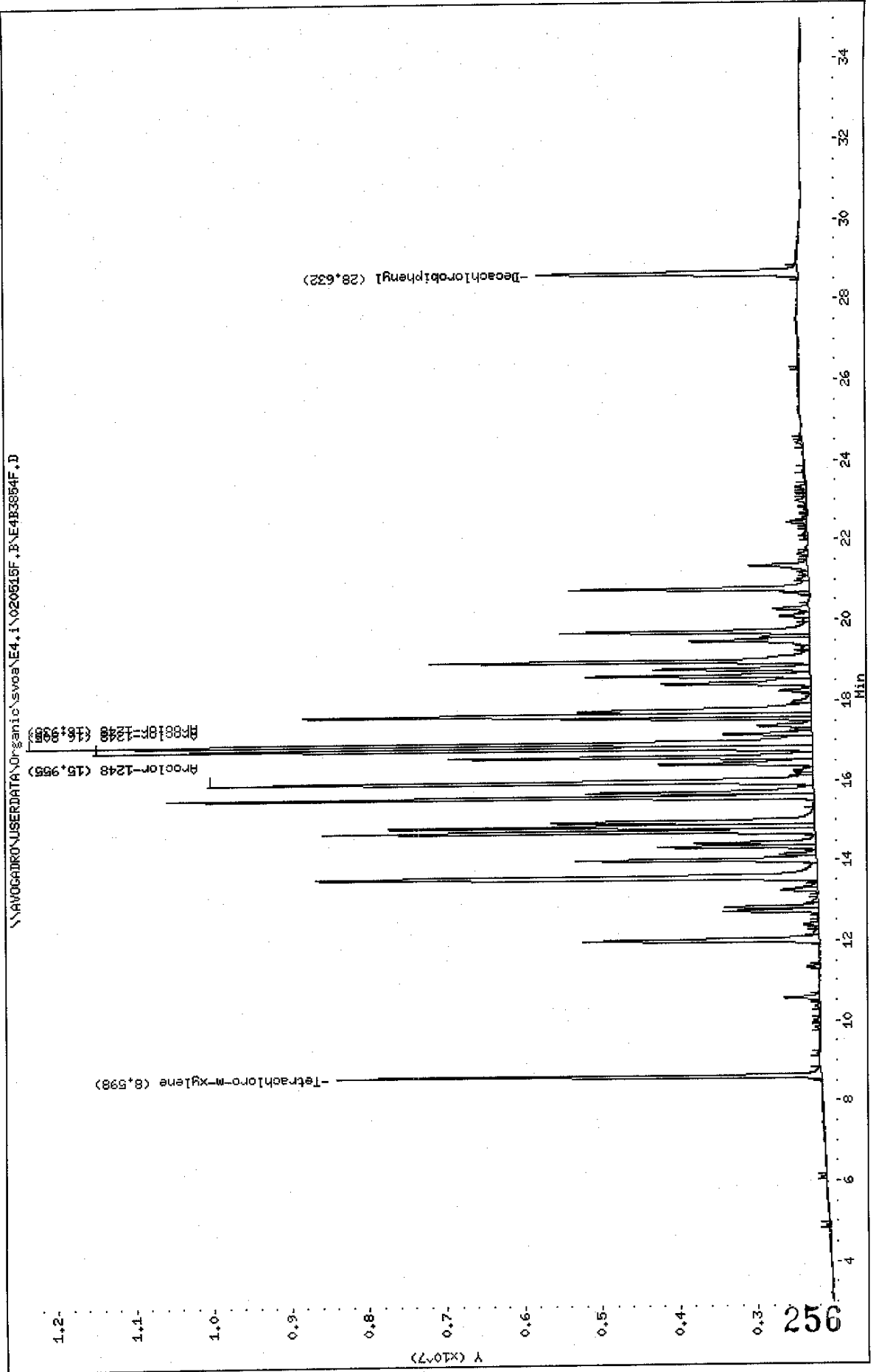
a - Target compound detected but, quantitated amount
Below Limit Of Quantitation(BLOQ).

Data File: \\AVOCARDRO\USERDATA\Organic\svoa\E4.i\020515F.B\E483854F.D
Date: 17-MAY-2002 20:43
Client ID: AR1248A2
Sample Info: AR1248A2.AR1248A2,,ar1248.sub,,
Volume Injected (uL): 1.0
Column phase: DB-1701

Instrument: E4.i

Operator: GHL

Column diameter: 0.53

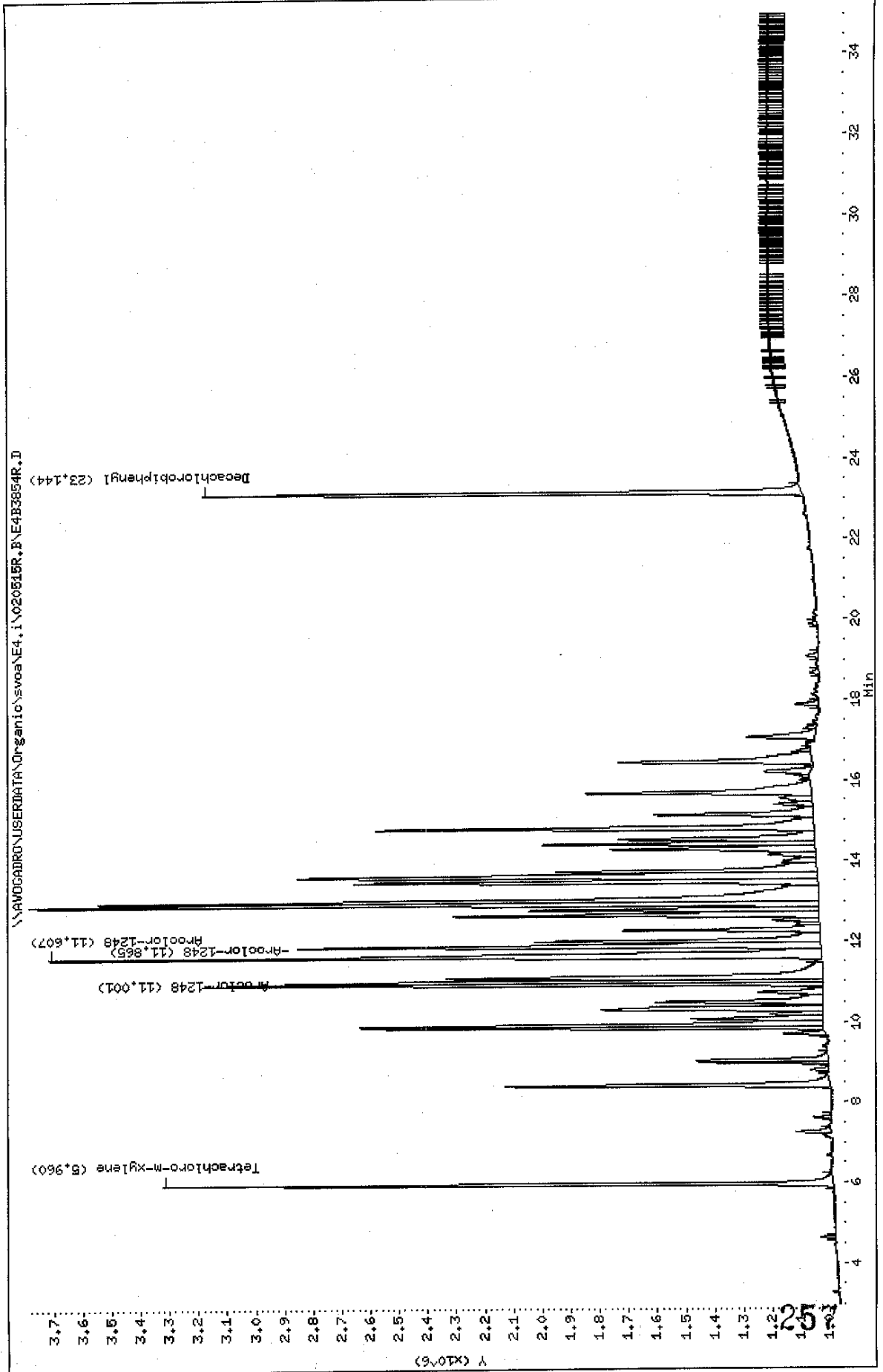


Data File: \\AVOCADRO\USERDATA\Organic\svoa\E4.1\020515R.BAE4B3854R.D
Date : 17-MAY-2002 20:43
Client ID: AR1248A2
Sample Info: AR1248A2,AR1248A2,,ar1248.sub,,
Volume Injected (uL): 1.0
Column phase: IB-608

Instrument: E4.1

Operator: GML

Column diameter: 0.53



Data File: E4B3854F.D
 Report Date: 20-May-2002 14:25

Mitkem Corporation

Sample #1 : \\AVOGADRO\USERDATA\Organic\svoa\E4.i\020515F.B\E4B3854F.D
 Sample #2 : \\AVOGADRO\USERDATA\Organic\svoa\E4.i\020515R.B\E4B3854R.D
 Inj Date : 17-MAY-2002 20:43
 Sample Info: AR1248A2,AR1248A2,,ar1248.sub,,
 Misc Info :
 Cal Date : 20-MAY-2002 12:33
 Operator : GML
 Inst ID : E4.i
 Dil Factor : 1.000000

Method #1 : \\AVOGADRO\USERDATA\Organic\svoa\E4.i\020515F.B\E4_PCB_F.m
 Method #2 : \\AVOGADRO\USERDATA\Organic\svoa\E4.i\020515R.B\E4_PCB_R.m
 Sub List #1 : ar1248.sub
 Sub List #2 : ar1248.sub
 Col #1 Phase : DB-1701
 Col #2 Phase : DB-608

Concentration Formula: Amt * DF * Uf * Vt / (Vo * Vi)

Name	Value	Description
DF	1.000	Dilution Factor
Uf	1.000	Correction factor
Vt	10000.000	Volume of final extract (uL)
Vo	1000.000	Volume of sample extracted (ml)
Vi	1.000	Volume injected (uL)

Compound	RT#1	RT#2	Resp#1	Resp#2	Conc#1 (ug/L)	Conc#2 (ug/L)	Target Range	Ratio
Tetrachloro-m-xylene	8.598	5.960	6253099	2337554	0.020	0.020		100.00(a)
Aroclor-1248	15.955	11.865	7800900	1826475	1.0	1.0	80.00- 120.00	100.00
	16.805	11.001	9255528	1871691	1.00	1.00	97.19- 137.19	118.65
	16.935	11.607	10104284	2686963	1.00	1.0	109.03- 149.03	129.53
	Average of Peak Amounts =				1.0	1.0		
Decachlorobiphenyl	28.632	23.144	3352824	2086010	0.023	0.024		100.00(a)

QC Flag Legend

a - Target compound detected but, quantitated amount
 Below Limit Of Quantitation(BLOQ).

Data File: \\AVOGADRO\USERDATA\Organic\svosa\E4.i\020515F,B\F4B3855F.D

Date : 17-MAY-2002 21:22

Client ID: AR125442

Sample Info: AR125442,AR125442,,ar1254.sub,,

Volume Injected (uL): 1.0

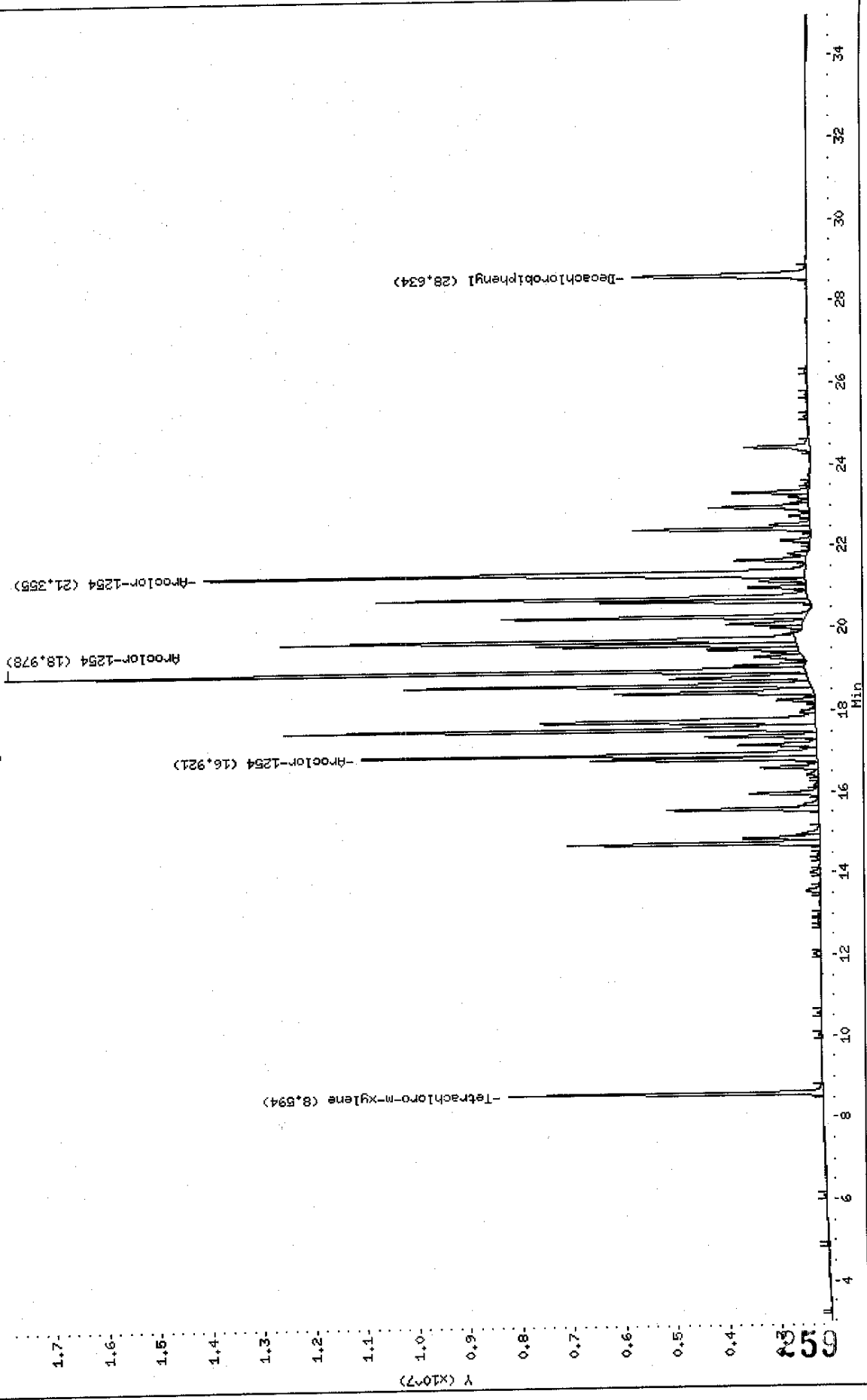
Column phase: DB-1701

Instrument: E4.i

Operator: GHL

Column diameter: 0.53

\\AVOGADRO\USERDATA\Organic\svosa\E4.i\020515F,B\F4B3855F.D



USERDATA\Organic\svoc\E4.1\020515R,B,E4E3856R.D

22

AR125442,,ar-1254,sub,,

1.0

Instrument: E4.1

Operator: GHL

Column diameter: 0.53

\\SAV06ADRO\USERDATA\Organic\svoc\E4.1\020515R,B,E4E3856R.D

-Aroclor-1254 (13.627)
-Aroclor-1254 (14.799)
-Aroclor-1254 (17.043)

-Decachlorobiphenyl (23.145)

34

32

30

28

26

24

22

20

18

16

14

12

10

8

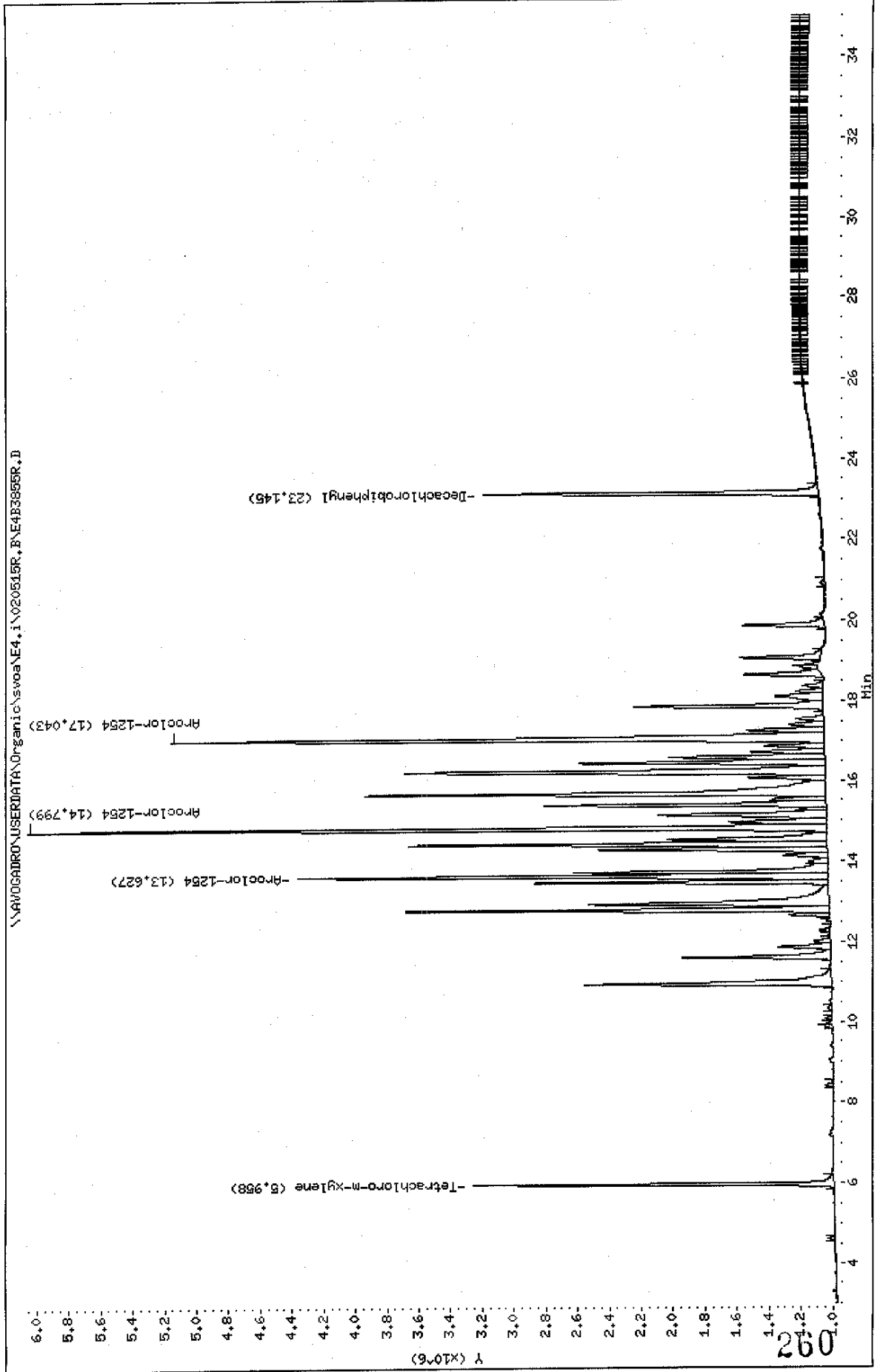
Min

Data File: \\AVOCADRO\USERDATA\Organic\svoa\E4.i\020515R.B\E4B3855R.D
Date : 17-MAY-2002 21:22
Client ID: AR125442
Sample Info: AR125442,AR125442,,ar1254.sub,,
Volume Injected (uL): 1.0
Column phase: DB-608

Instrument: E4.i

Operator: CHL

Column diameter: 0.53



Data File: E4B3855F.D
 Report Date: 20-May-2002 14:25

Mitkem Corporation

Sample #1 : \\AVOGADRO\USERDATA\Organic\svoa\E4.i\020515F.B\E4B3855F.D
 Sample #2 : \\AVOGADRO\USERDATA\Organic\svoa\E4.i\020515R.B\E4B3855R.D
 Inj Date : 17-MAY-2002 21:22
 Sample Info: AR1254A2,AR1254A2,,ar1254.sub,,
 Misc Info :
 Cal Date : 20-MAY-2002 12:33
 Operator : GML
 Inst ID : E4.i
 Dil Factor : 1.000000

Method #1 : \\AVOGADRO\USERDATA\Organic\svoa\E4.i\020515F.B\E4_PCB_F.m
 Method #2 : \\AVOGADRO\USERDATA\Organic\svoa\E4.i\020515R.B\E4_PCB_R.m
 Sub List #1 : ar1254.sub
 Sub List #2 : ar1254.sub
 Col #1 Phase : DB-1701
 Col #2 Phase : DB-608

Concentration Formula: Amt * DF * Uf * Vt / (Vo * Vi)

Name	Value	Description
DF	1.000	Dilution Factor
Uf	1.000	Correction factor
Vt	10000.000	Volume of final extract (uL)
Vo	1000.000	Volume of sample extracted (ml)
Vi	1.000	Volume injected (uL)

Compound	RT#1	RT#2	Resp#1	Resp#2	Conc#1 (ug/L)	Conc#2 (ug/L)	Target Range	Ratio
Tetrachloro-m-xylene	8.594	5.958	6081423	2267619	0.020	0.019		100.00 (a)
Decachlorobiphenyl	28.634	23.145	3341032	2110464	0.023	0.024		100.00 (a)
Aroclor-1254	16.921	13.627	8820553	3341927	0.99	1.0	80.00- 120.00	100.00
	18.978	14.799	15472115	5019294	1.0	1.0	154.24- 194.24	175.41
	21.355	17.043	11658281	4105725	1.0	1.1	112.75- 152.75	132.17
Average of Peak Amounts =					1.00	1.0		

QC Flag Legend

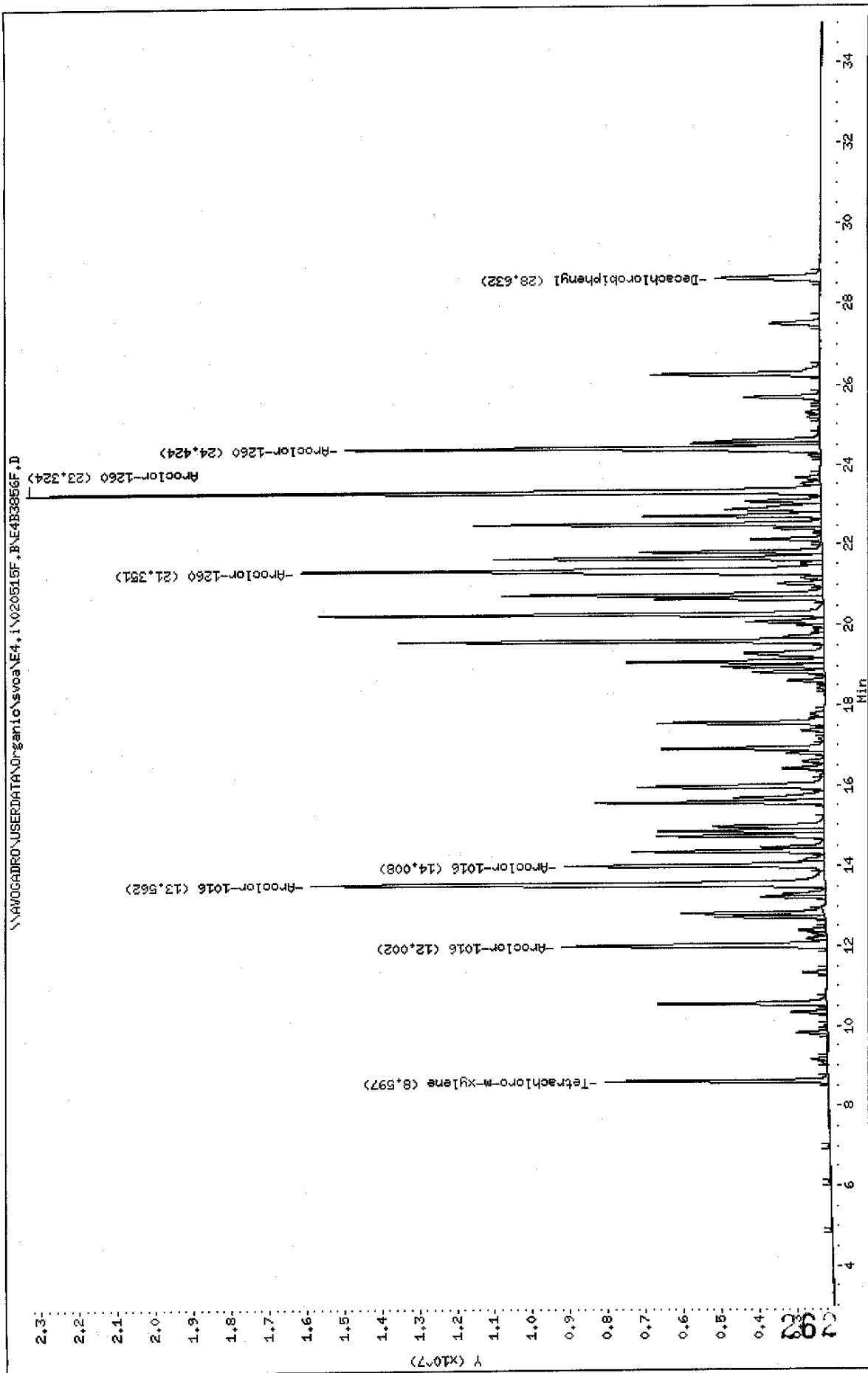
a - Target compound detected but, quantitated amount
 Below Limit Of Quantitation (BLOQ).

Data File: \\AVOCADRO\USERDATA\Organic\svoa\E4.1\020515F.B\E4B3856F.D
Date : 17-MAY-2002 22:01
Client ID: AR1660A2
Sample Info: AR1660A2,AR1660A2,,ar1660,sub,,
Volume Injected (uL): 1.0
Column phase: DB-1701

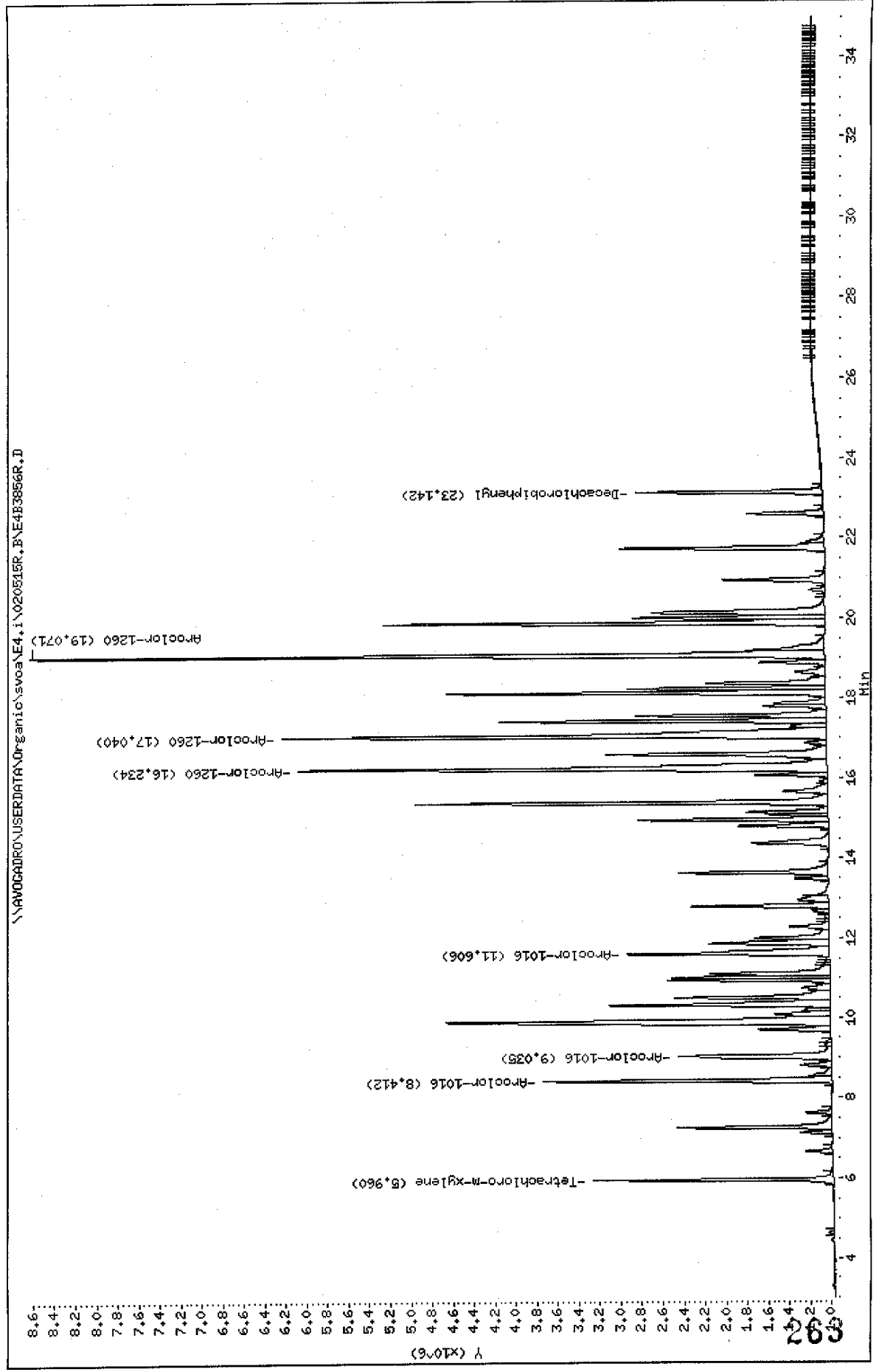
Instrument: E4.i

Operator: CML

Column diameter: 0.53



Data File: \\AVOCADRO\USERDATA\Organic\svoa\E4.i\020515R.B\E4B3856R.D
 Date : 17-MAY-2002 22:01
 Client ID: AR1660A2
 Sample Info: AR1660A2.AR1660A2,,ar1660,sub,,
 Volume Injected (uL): 1.0
 Column phase: DB-608
 Instrument: E4.i
 Operator: GML
 Column diameter: 0.53



Data File: E4B3856F.D
 Report Date: 20-May-2002 14:25

Mitkem Corporation

Sample #1 : \\AVOGADRO\USERDATA\Organic\svoa\E4.i\020515F.B\E4B3856F.D
 Sample #2 : \\AVOGADRO\USERDATA\Organic\svoa\E4.i\020515R.B\E4B3856R.D
 Inj Date : 17-MAY-2002 22:01
 Sample Info: AR1660A2,AR1660A2,,ar1660.sub,,
 Misc Info :
 Cal Date : 20-MAY-2002 12:33
 Operator : GML
 Inst ID : E4.i
 Dil Factor : 1.000000

Method #1 : \\AVOGADRO\USERDATA\Organic\svoa\E4.i\020515F.B\E4_PCB_F.m
 Method #2 : \\AVOGADRO\USERDATA\Organic\svoa\E4.i\020515R.B\E4_PCB_R.m
 Sub List #1 : ar1660.sub
 Sub List #2 : ar1660.sub
 Col #1 Phase : DB-1701
 Col #2 Phase : DB-608

Concentration Formula: Amt * DF * Uf * Vt / (Vo * Vi)

Name	Value	Description
DF	1.000	Dilution Factor
Uf	1.000	Correction factor
Vt	10000.000	Volume of final extract (uL)
Vo	1000.000	Volume of sample extracted (ml)
Vi	1.000	Volume injected (uL)

Compound	RT#1	RT#2	Resp#1	Resp#2	Conc#1 (ug/L)	Conc#2 (ug/L)	Target Range	Ratio
Tetrachloro-m-xylene	8.597	5.960	5925511	2283276	0.019	0.020		100.00(a)
Aroclor-1016	12.002	8.412	7028858	2745756	0.98	1.00	80.00- 120.00	100.00(a)
	13.562	9.035	13637849	1446443	0.99	1.0	175.82- 215.82	194.03(a)
	14.008	11.606	6901694	1921385	0.99	1.0	78.25- 118.25	98.19(a)
	Average of Peak Amounts =					0.99	1.0	
Decachlorobiphenyl	28.632	23.142	2787295	1773574	0.019	0.020		100.00(a)
Aroclor-1260	21.351	16.234	13822765	5040316	0.98	1.00	80.00- 120.00	100.00(a)
	23.324	17.040	21014029	5192030	0.96	1.0	133.49- 173.49	152.02(a)
	24.424	19.071	12569961	7563480	0.95	1.0	71.88- 111.88	90.94(a)
	Average of Peak Amounts =					0.96	1.0	

OK 5/20/02

Data File: E4B3856F.D
Report Date: 20-May-2002 14:25

QC Flag Legend

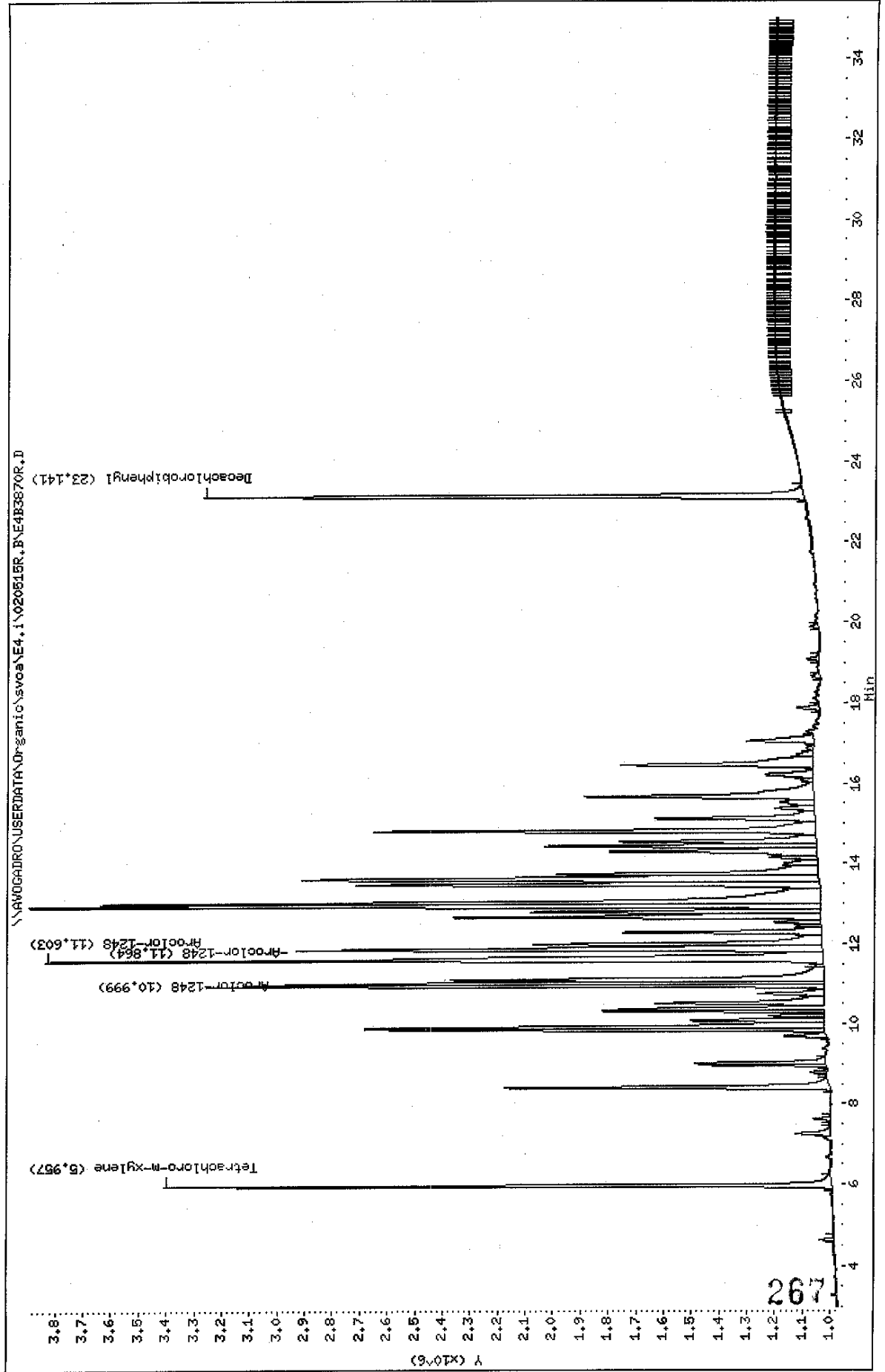
a - Target compound detected but, quantitated amount
Below Limit Of Quantitation(BLOQ).

Data File: \\AVOCADRO\USERDATA\Organic\svosa\E4.i\020515R.B\E4B3670R.D
Date: 18-MAY-2002 07:07
Client ID: AR1248A3
Sample Info: AR1248A3,AR1248A3,ar1248.sub,,
Volume Injected (ul): 1.0
Column phase: DB-608

Instrument: E4.i

Operator: GML

Column diameter: 0.53



Data File: E4B3870F.D
 Report Date: 20-May-2002 14:26

Mitkem Corporation

Sample #1 : \\AVOGADRO\USERDATA\Organic\svoa\E4.i\020515F.B\E4B3870F.D
 Sample #2 : \\AVOGADRO\USERDATA\Organic\svoa\E4.i\020515R.B\E4B3870R.D
 Inj Date : 18-MAY-2002 07:07
 Sample Info: AR1248A3,AR1248A3,,ar1248.sub,,
 Misc Info :
 Cal Date : 20-MAY-2002 12:33
 Operator : GML
 Inst ID : E4.i
 Dil Factor : 1.000000

Method #1 : \\AVOGADRO\USERDATA\Organic\svoa\E4.i\020515F.B\E4_PCB_F.m
 Method #2 : \\AVOGADRO\USERDATA\Organic\svoa\E4.i\020515R.B\E4_PCB_R.m
 Sub List #1 : ar1248.sub
 Sub List #2 : ar1248.sub
 Col #1 Phase : DB-1701
 Col #2 Phase : DB-608

Concentration Formula: Amt * DF * Uf * Vt / (Vo * Vi)

Name	Value	Description
DF	1.000	Dilution Factor
Uf	1.000	Correction factor
Vt	10000.000	Volume of final extract (uL)
Vo	1000.000	Volume of sample extracted (ml)
Vi	1.000	Volume injected (uL)

Compound	RT#1	RT#2	Resp#1	Resp#2	Conc#1 (ug/L)	Conc#2 (ug/L)	Target Range	Ratio
Tetrachloro-m-xylene	8.594	5.957	6529738	2418067	0.021	0.020		100.00 (a)
Aroclor-1248	15.951	11.864	8136017	1902962	1.0	1.0	80.00- 120.00	100.00
	16.805	10.999	9630884	1945014	1.0	1.0	97.19- 137.19	118.37
	16.933	11.603	10514718	2808108	1.0	1.0	109.03- 149.03	129.24
	Average of Peak Amounts =				1.0	1.0		
Decachlorobiphenyl	28.630	23.141	3442385	2171340	0.024	0.025		100.00 (a)

JVC/MSK

QC Flag Legend

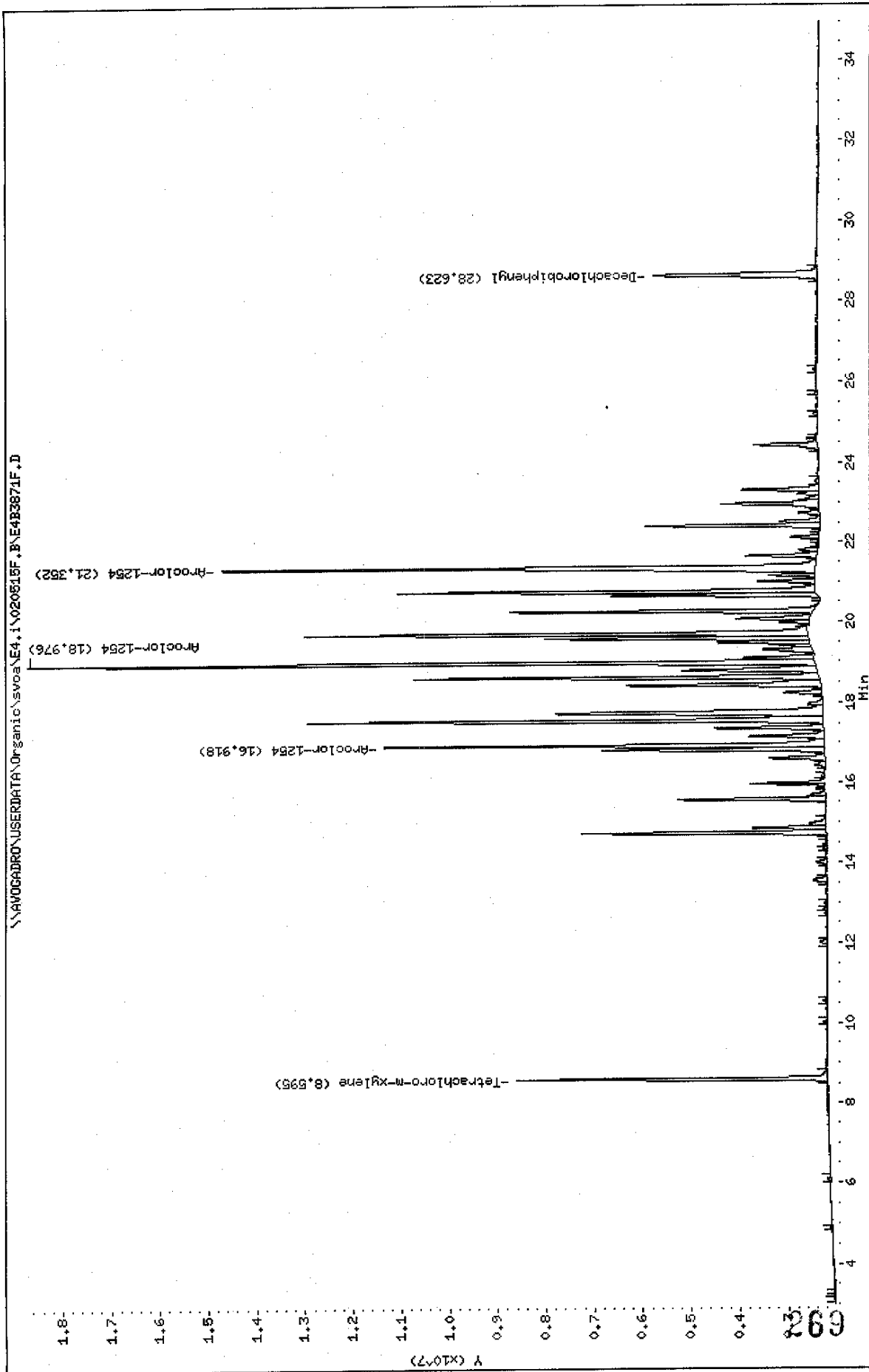
a - Target compound detected but, quantitated amount
 Below Limit Of Quantitation(BLOQ).

Data File: \\AVOCADRO\USERDATA\Organic\svoa\E4.1\020615F.B\E4B3871F.D
Date : 18-MAY-2002 07:46
Client ID: AR125443
Sample Info: AR125443,AR125443,,ar1254,sub,,
Volume Injected (uL): 1.0
Column phase: DB-1701

Instrument: E4.i

Operator: GML

Column diameter: 0.53



Data File: \\AVOCADRON\USERDATA\Organic\svoa\E4.1\020515R.B\E4B3871R.D

Date : 18-MAY-2002 07:46

Client ID: AR1254R3

Sample Info: AR1254R3,AR1254R3,,ar1254,sub,,

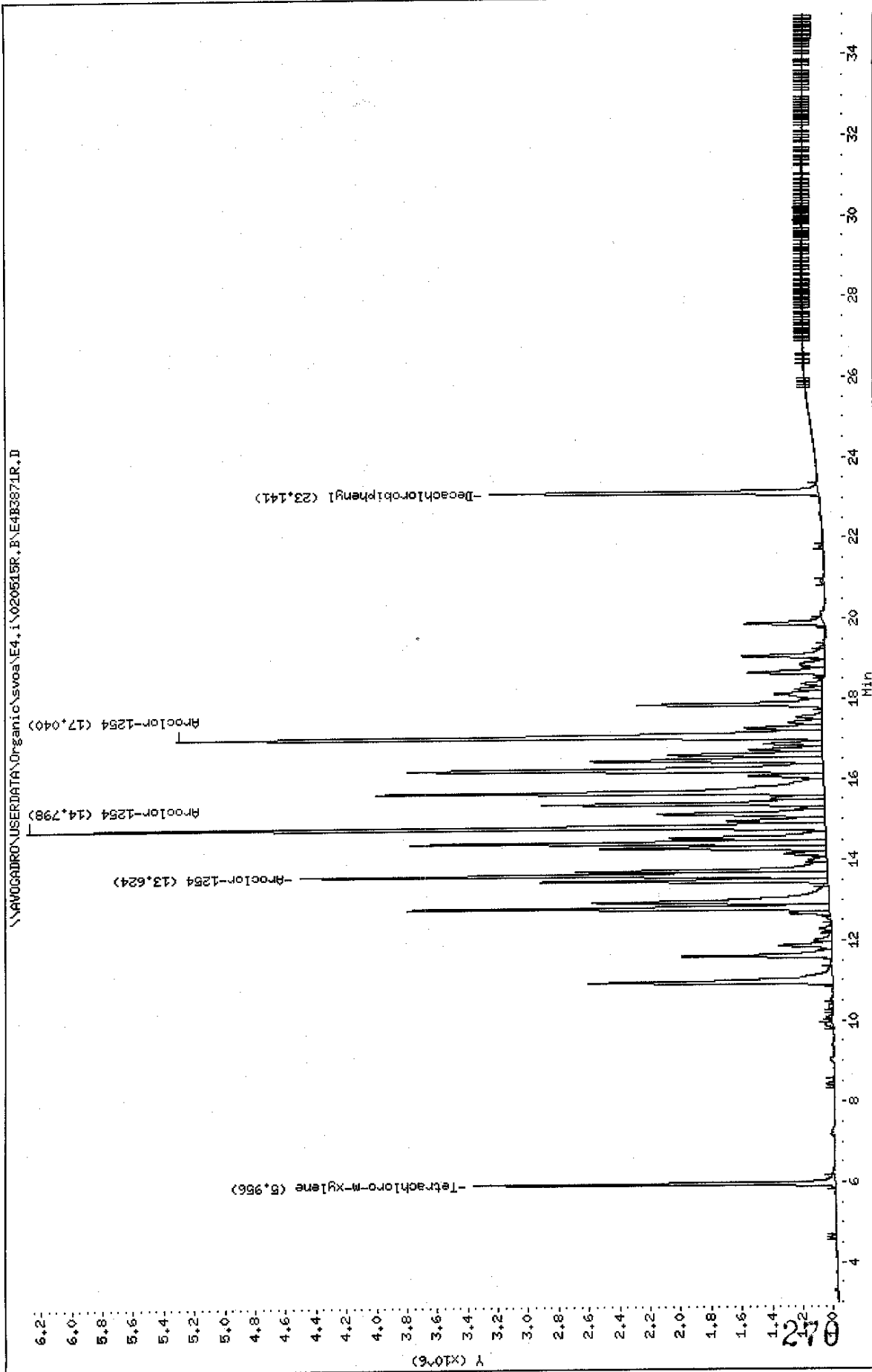
Volume Injected (uL): 1.0

Column phase: DB-608

Instrument: E4.i

Operator: GML

Column diameter: 0.53



Data File: E4B3871F.D
 Report Date: 20-May-2002 14:26

Mitkem Corporation

Sample #1 : \\AVOGADRO\USERDATA\Organic\svoa\E4.i\020515F.B\E4B3871F.D
 Sample #2 : \\AVOGADRO\USERDATA\Organic\svoa\E4.i\020515R.B\E4B3871R.D
 Inj Date : 18-MAY-2002 07:46
 Sample Info: AR1254A3,AR1254A3,,ar1254.sub,,
 Misc Info :
 Cal Date : 20-MAY-2002 12:33
 Operator : GML
 Inst ID : E4.i
 Dil Factor : 1.000000

Method #1 : \\AVOGADRO\USERDATA\Organic\svoa\E4.i\020515F.B\E4_PCB_F.m
 Method #2 : \\AVOGADRO\USERDATA\Organic\svoa\E4.i\020515R.B\E4_PCB_R.m
 Sub List #1 : ar1254.sub
 Sub List #2 : ar1254.sub
 Col #1 Phase : DB-1701
 Col #2 Phase : DB-608

Concentration Formula: Amt * DF * Uf * Vt / (Vo * Vi)

Name	Value	Description
DF	1.000	Dilution Factor
Uf	1.000	Correction factor
Vt	10000.000	Volume of final extract (uL)
Vo	1000.000	Volume of sample extracted (ml)
Vi	1.000	Volume injected (uL)

Compound	RT#1	RT#2	Resp#1	Resp#2	Conc#1 (ug/L)	Conc#2 (ug/L)	Target Range	Ratio
Tetrachloro-m-xylene	8.595	5.956	6420777	2376388	0.021	0.020		100.00 (a)
Decachlorobiphenyl	28.623	23.141	3399108	2159394	0.023	0.025		100.00 (a)
Aroclor-1254	16.918	13.624	9112990	3463549	1.0	1.1	80.00- 120.00	100.00
	18.976	14.798	16263658	5240052	1.0	1.1	154.24- 194.24	178.47
	21.352	17.040	12269329	4244681	1.0	1.1	112.75- 152.75	134.64
Average of Peak Amounts =					1.0	1.1		

QC Flag Legend

a - Target compound detected but, quantitated amount
 Below Limit Of Quantitation (BLOQ).

Data File: \\NAVDGADRO\USERDATA\Organic\svoa\E4.i\020515F.P\E4B3872F.D

Date: 18-MAY-2002 08:25

Client ID: AR1660A3

Sample Info: AR1660A3,AR1660A3,,ar1660,sub,,

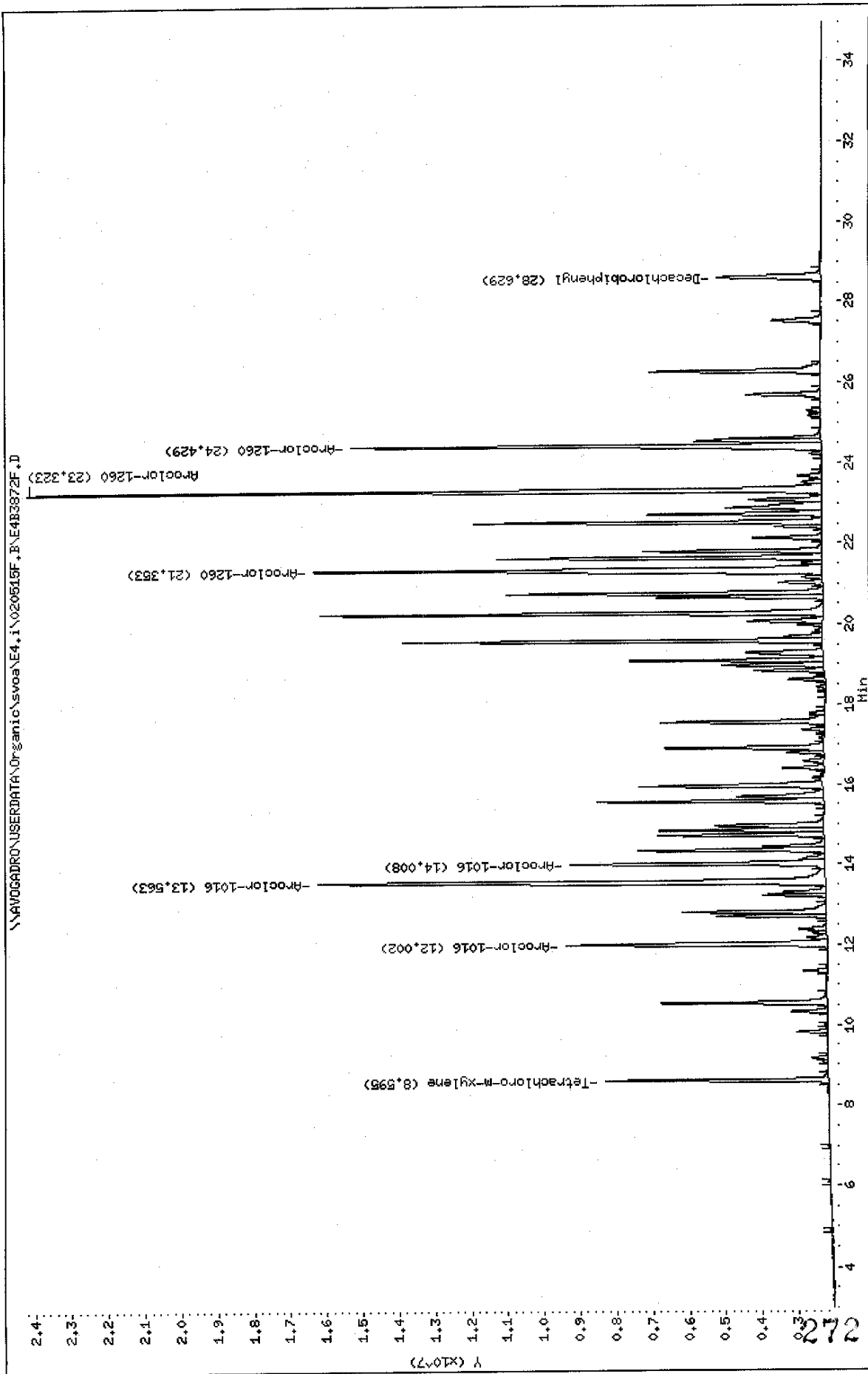
Volume Injected (ul): 1.0

Column phase: DB-1701

Instrument: E4.i

Operator: GHL

Column diameter: 0.53



Data File: \\AVOCADRO\USERDATA\Organic\svoa\E4.i\020515R.B\E4B3872R.D

Date : 18-MAY-2002 08:25

Client ID: AR1660A3

Sample Info: AR1660A3,AR1660A3,,ar1660.sub,,

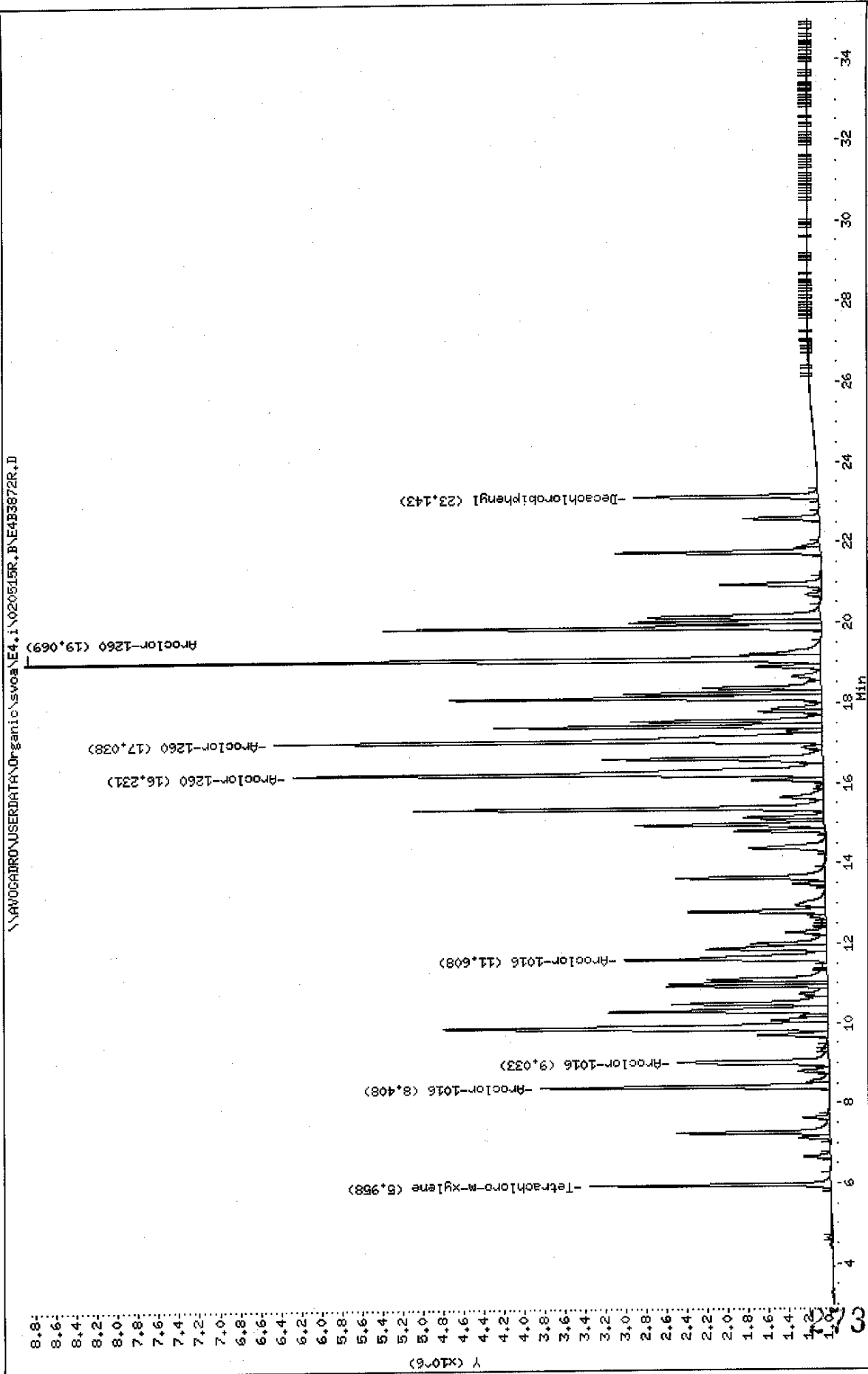
Volume Injected (ul.): 1.0

Column phase: DB-608

Instrument: E4.i

Operator: GHL

Column diameter: 0.53



Data File: E4B3872F.D
 Report Date: 20-May-2002 14:26

Mitkem Corporation

Sample #1 : \\AVOGADRO\USERDATA\Organic\svoa\E4.i\020515F.B\E4B3872F.D
 Sample #2 : \\AVOGADRO\USERDATA\Organic\svoa\E4.i\020515R.B\E4B3872R.D
 Inj Date : 18-MAY-2002 08:25
 Sample Info: AR1660A3,AR1660A3,,ar1660.sub,,
 Misc Info :
 Cal Date : 20-MAY-2002 12:33
 Operator : GML
 Inst ID : E4.i
 Dil Factor : 1.000000

Method #1 : \\AVOGADRO\USERDATA\Organic\svoa\E4.i\020515F.B\E4_PCB_F.m
 Method #2 : \\AVOGADRO\USERDATA\Organic\svoa\E4.i\020515R.B\E4_PCB_R.m
 Sub List #1 : ar1660.sub
 Sub List #2 : ar1660.sub
 Col #1 Phase : DB-1701
 Col #2 Phase : DB-608

Concentration Formula: Amt * DF * Uf * Vt / (Vo * Vi)

Name	Value	Description
DF	1.000	Dilution Factor
Uf	1.000	Correction factor
Vt	10000.000	Volume of final extract (uL)
Vo	1000.000	Volume of sample extracted (ml)
Vi	1.000	Volume injected (uL)

Compound	RT#1	RT#2	Resp#1	Resp#2	Conc#1 (ug/L)	Conc#2 (ug/L)	Target Range	Ratio
Tetrachloro-m-xylene	8.595	5.958	6118139	2375270	0.020	0.021		100.00(a)
Aroclor-1016	12.002	8.408	7180465	2829411	1.0	1.0	80.00- 120.00	100.00
	13.563	9.033	13979599	1486230	1.0	1.0	175.82- 215.82	194.69
	14.008	11.608	7004225	1982211	1.0	1.0	78.25- 118.25	97.55
	Average of Peak Amounts =				1.0	1.0		
Decachlorobiphenyl	28.629	23.143	2858941	1809515	0.020	0.020		100.00(a)
Aroclor-1260	21.353	16.231	14000782	5218066	0.99	1.0	80.00- 120.00	100.00(a)
	23.323	17.038	21862847	5400522	1.0	1.0	133.49- 173.49	156.15(a)
	24.429	19.069	12972675	7815982	0.98	1.0	71.88- 111.88	92.66(a)
	Average of Peak Amounts =				0.99	1.0		

*TK
GML*

Data File: E4B3872F.D
Report Date: 20-May-2002 14:26

QC Flag Legend

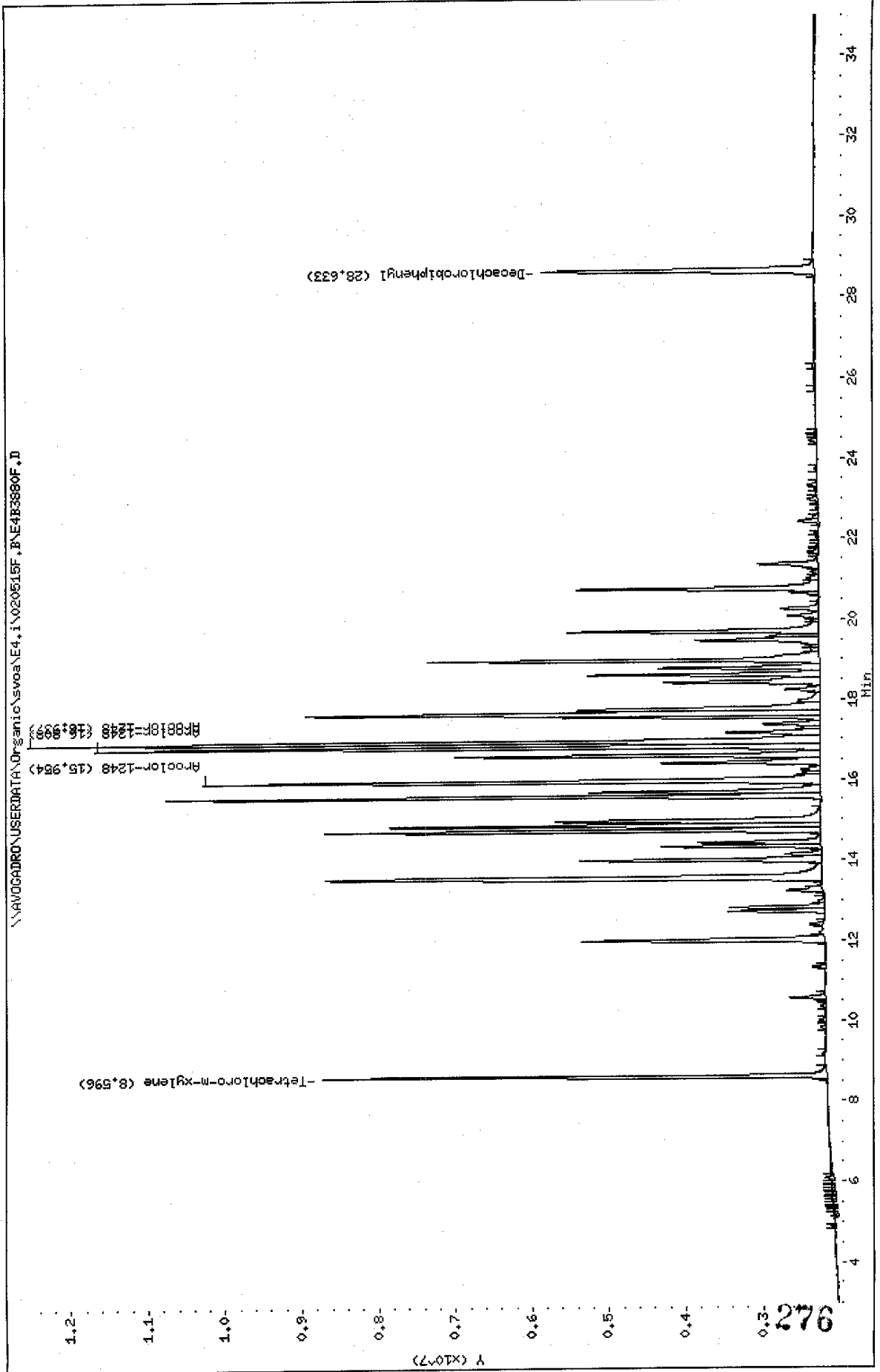
a - Target compound detected but, quantitated amount
Below Limit Of Quantitation(BLOQ).

Data File: \\AVOCADRO\USERDATA\Organic\svoa\E4.i\020515F.BAE4B3880F.D
Date : 18-MAY-2002 13:38
Client ID: AR1248A4
Sample Info: AR1248A4,ar1248.sub,,
Volume Injected (ul): 1.0
Column phase: DB-1701

Instrument: E4.i

Operator: GHL

Column diameter: 0.53

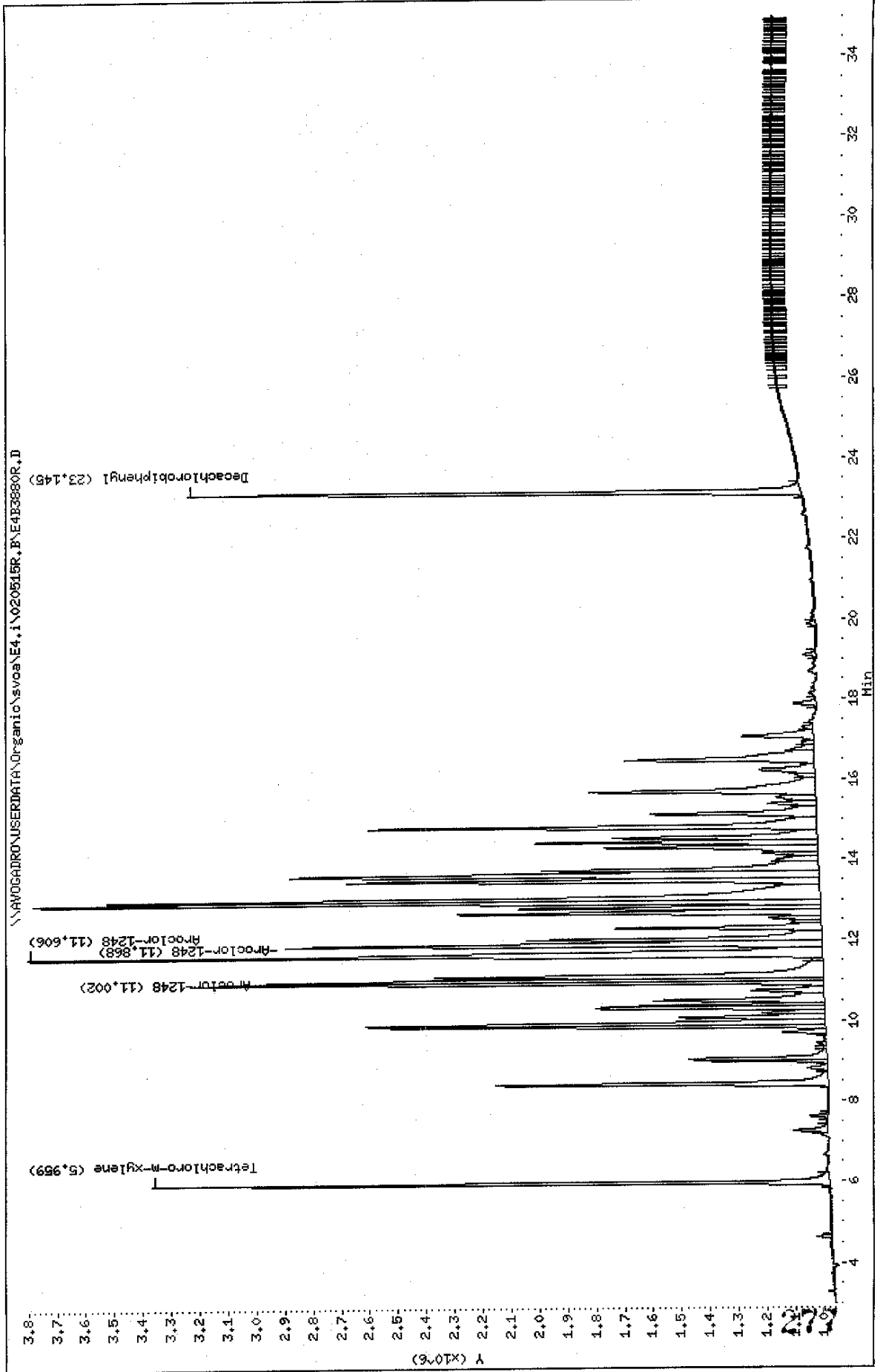


Data File: \\AVOCADRO\USERDATA\Organic\svoa\E4.1\020515R.B\E4B3880R.D
Date : 18-MAY-2002 13:38
Client ID: AR1248A4
Sample Info: AR1248A4,AR1248A4,,ar1248.sub,,
Volume Injected (uL): 1.0
Column phase: DB-608

Instrument: E4.i

Operator: GML

Column diameter: 0.53



Data File: E4B3880F.D
 Report Date: 20-May-2002 14:26

Mitkem Corporation

Sample #1 : \\AVOGADRO\USERDATA\Organic\svoa\E4.i\020515F.B\E4B3880F.D
 Sample #2 : \\AVOGADRO\USERDATA\Organic\svoa\E4.i\020515R.B\E4B3880R.D
 Inj Date : 18-MAY-2002 13:38
 Sample Info: AR1248A4,AR1248A4,,ar1248.sub,,
 Misc Info :
 Cal Date : 20-MAY-2002 12:33
 Operator : GML
 Inst ID : E4.i
 Dil Factor : 1.000000

Method #1 : \\AVOGADRO\USERDATA\Organic\svoa\E4.i\020515F.B\E4_PCB_F.m
 Method #2 : \\AVOGADRO\USERDATA\Organic\svoa\E4.i\020515R.B\E4_PCB_R.m
 Sub List #1 : ar1248.sub
 Sub List #2 : ar1248.sub
 Col #1 Phase : DB-1701
 Col #2 Phase : DB-608

Concentration Formula: Amt * DF * Uf * Vt / (Vo * Vi)

Name	Value	Description
DF	1.000	Dilution Factor
Uf	1.000	Correction factor
Vt	10000.000	Volume of final extract (uL)
Vo	1000.000	Volume of sample extracted (ml)
Vi	1.000	Volume injected (uL)

Compound	RT#1	RT#2	Resp#1	Resp#2	Conc#1 (ug/L)	Conc#2 (ug/L)	Target Range	Ratio
Tetrachloro-m-xylene	8.596	5.959	6571020	2387883	0.022	0.021		100.00 (a)
Aroclor-1248	15.954	11.868	8047422	1887946	1.0	1.0	80.00- 120.00	100.00
	16.808	11.002	9431855	1962230	1.0	1.0	97.19- 137.19	117.20
	16.937	11.606	10303041	2795769	1.0	1.0	109.03- 149.03	128.03
	Average of Peak Amounts =				1.0	1.0		
Decachlorobiphenyl	28.633	23.145	3551502	2162677	0.024	0.025		100.00 (a)

5/20/02

QC Flag Legend

a - Target compound detected but, quantitated amount
 Below Limit Of Quantitation (BLOQ).

Data File: \\AVOGADRON\USERDATA\Organic\svoa\E4.i\020515F.BAE4B3881F.D

Date : 18-MAY-2002 14:17

Client ID: AR215404

Sample Info: AR215404,AR215404,,ar2154.sub,,

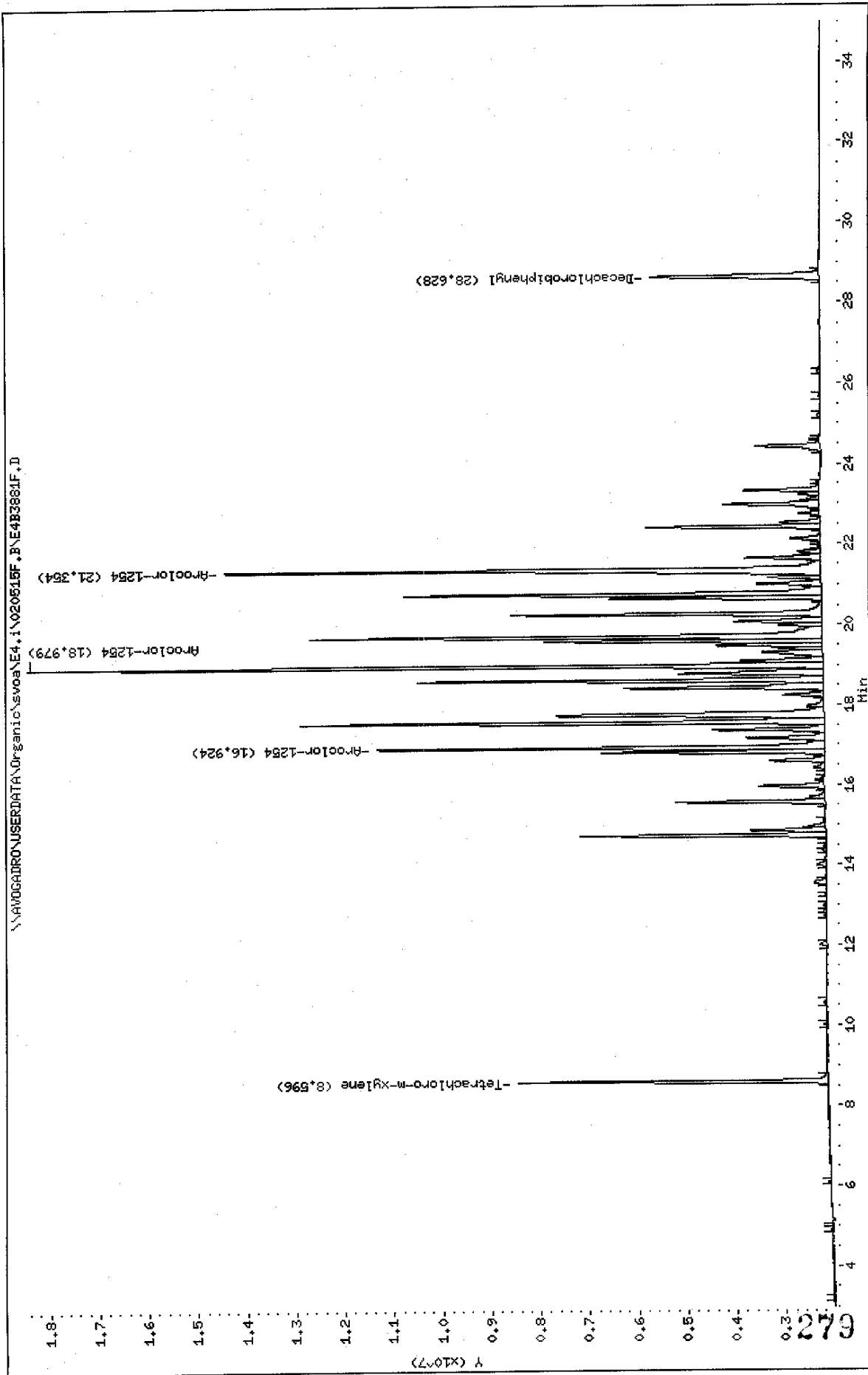
Volume Injected (ul): 1.0

Column phase: DB-1701

Instrument: E4.i

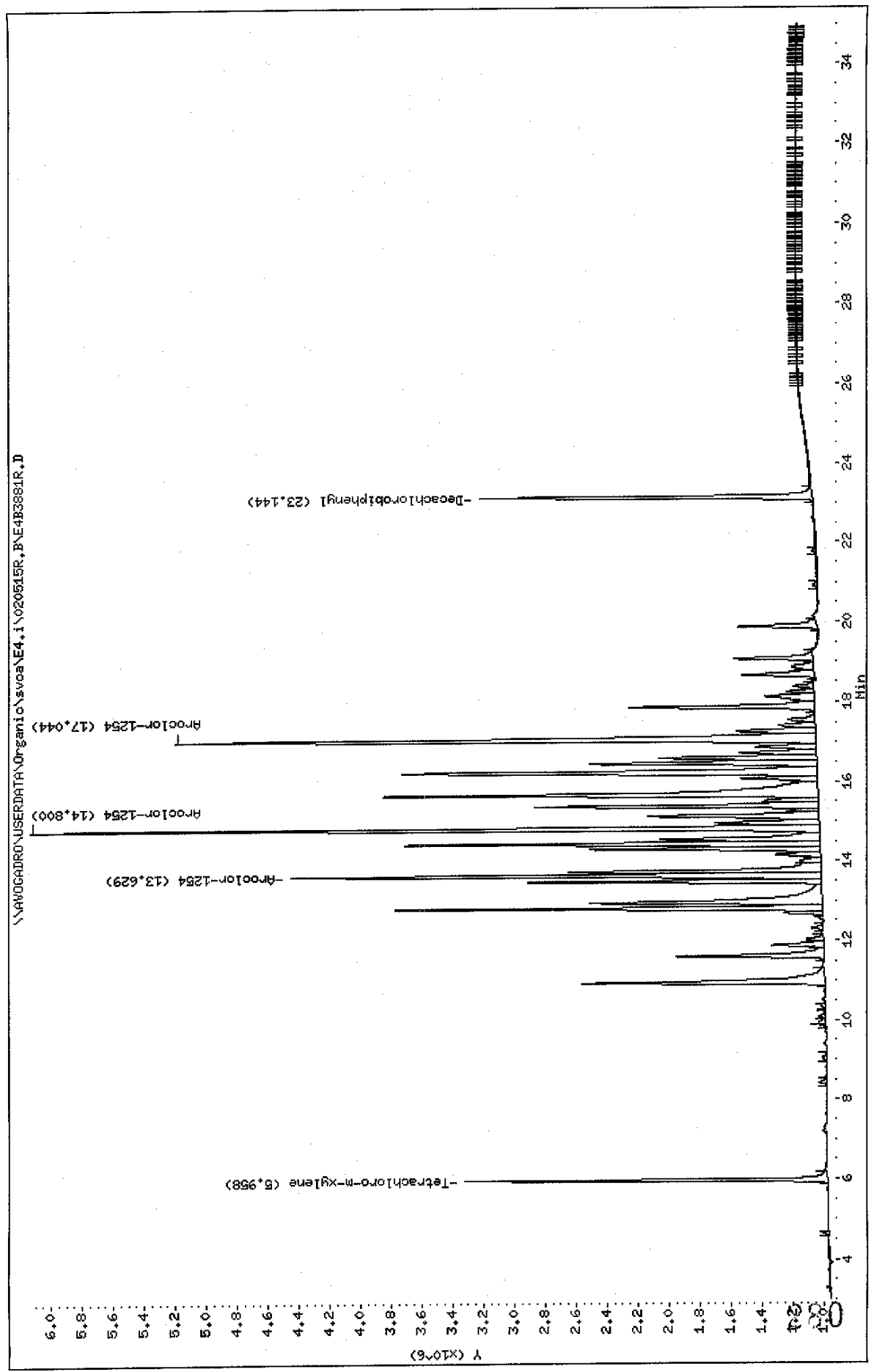
Operator: GHL

Column diameter: 0.53



Data File: \\AW06ADRO\USERDATA\Organic\svoa\E4.1\020515R.P\E4B3881R.D
Date: 18-MAY-2002 14:17
Client ID: AR215444
Sample Info: AR215444,AR215444,,ar2154.sub,,
Volume Injected (uL): 1.0
Column phase: DB-608

Instrument: E4.i
Operator: GHL
Column diameter: 0.53



Data File: E4B3881F.D
 Report Date: 20-May-2002 14:26

Mitkem Corporation

Sample #1 : \\AVOGADRO\USERDATA\Organic\svoa\E4.i\020515F.B\E4B3881F.D
 Sample #2 : \\AVOGADRO\USERDATA\Organic\svoa\E4.i\020515R.B\E4B3881R.D
 Inj Date : 18-MAY-2002 14:17
 Sample Info: AR2154A4,AR2154A4,,ar2154.sub,,
 Misc Info :
 Cal Date : 20-MAY-2002 12:33
 Operator : GML
 Inst ID : E4.i
 Dil Factor : 1.000000

Method #1 : \\AVOGADRO\USERDATA\Organic\svoa\E4.i\020515F.B\E4_PCB_F.m
 Method #2 : \\AVOGADRO\USERDATA\Organic\svoa\E4.i\020515R.B\E4_PCB_R.m
 Sub List #1 : ar1254.sub
 Sub List #2 : ar1254.sub
 Col #1 Phase : DB-1701
 Col #2 Phase : DB-608

Concentration Formula: Amt * DF * Uf * Vt / (Vo * Vi)

Name	Value	Description
DF	1.000	Dilution Factor
Uf	1.000	Correction factor
Vt	10000.000	Volume of final extract (uL)
Vo	1000.000	Volume of sample extracted (ml)
Vi	1.000	Volume injected (uL)

Compound	RT#1	RT#2	Resp#1	Resp#2	Conc#1 (ug/L)	Conc#2 (ug/L)	Target Range	Ratio
Tetrachloro-m-xylene	8.596	5.958	6313161	2348259	0.021	0.020		100.00(a)
Decachlorobiphenyl	28.628	23.144	3437432	2152429	0.024	0.025		100.00(a)
Aroclor-1254	16.924	13.629	9122900	3432948	1.0	1.1	80.00- 120.00	100.00
	18.979	14.800	16215974	5103179	1.0	1.1	154.24- 194.24	177.75
	21.354	17.044	12177668	4151953	1.0	1.1	112.75- 152.75	133.48
Average of Peak Amounts =					1.0	1.1		

57x/12/02

QC Flag Legend

a - Target compound detected but, quantitated amount
 Below Limit Of Quantitation(BLOQ).

Data File: \\AVDGDARD\USERDATA\Organic\svoa\E4.i\020515F.F\E4B3882F.D

Date : 18-MAY-2002 14:56

Client ID: AR1660A4

Sample Info: AR1660A4,AR1660A4,,ar1660,sub,,

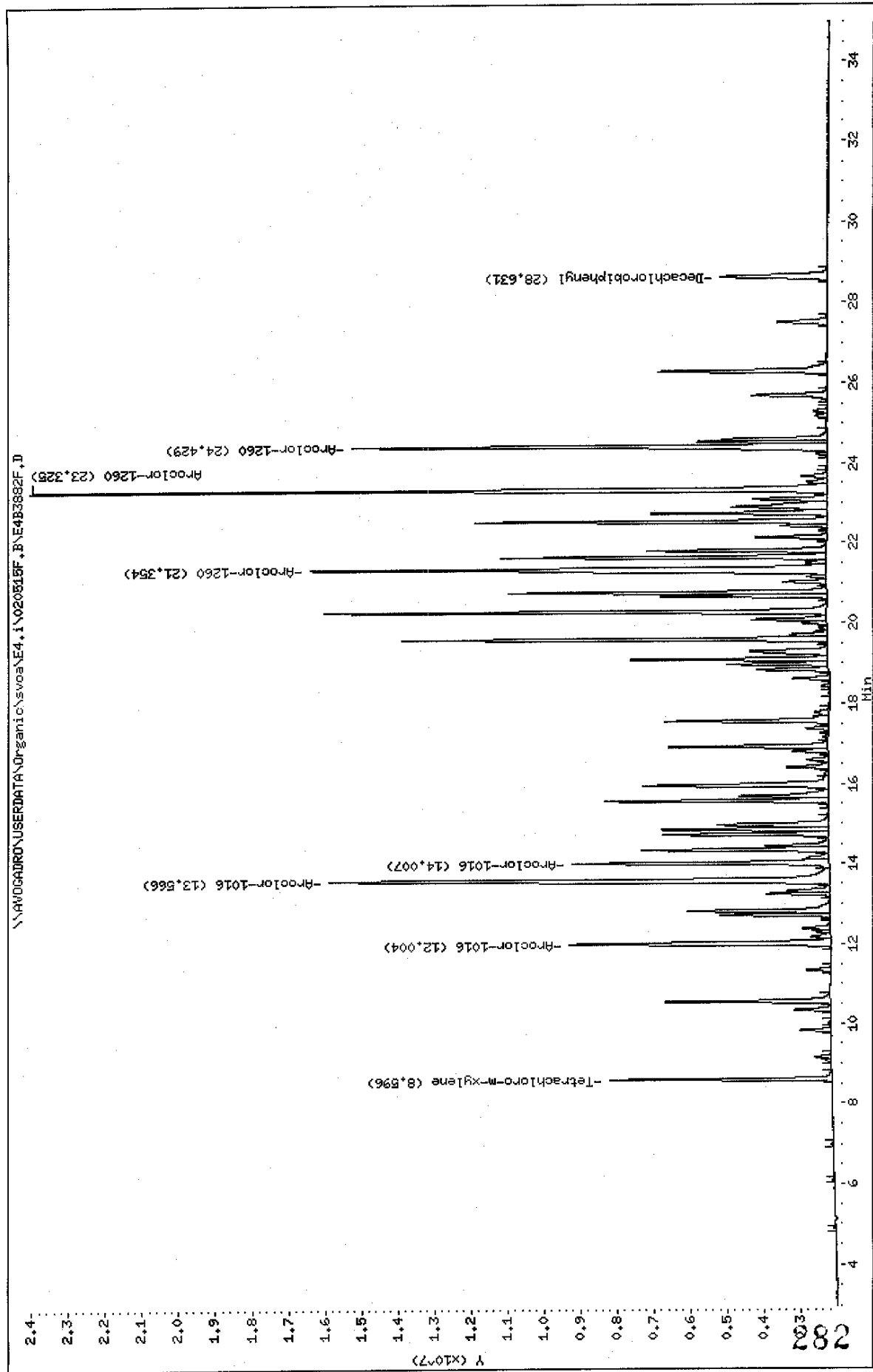
Volume Injected (ul): 1.0

Column phase: DB-1701

Instrument: E4.1

Operator: GML

Column diameter: 0.53

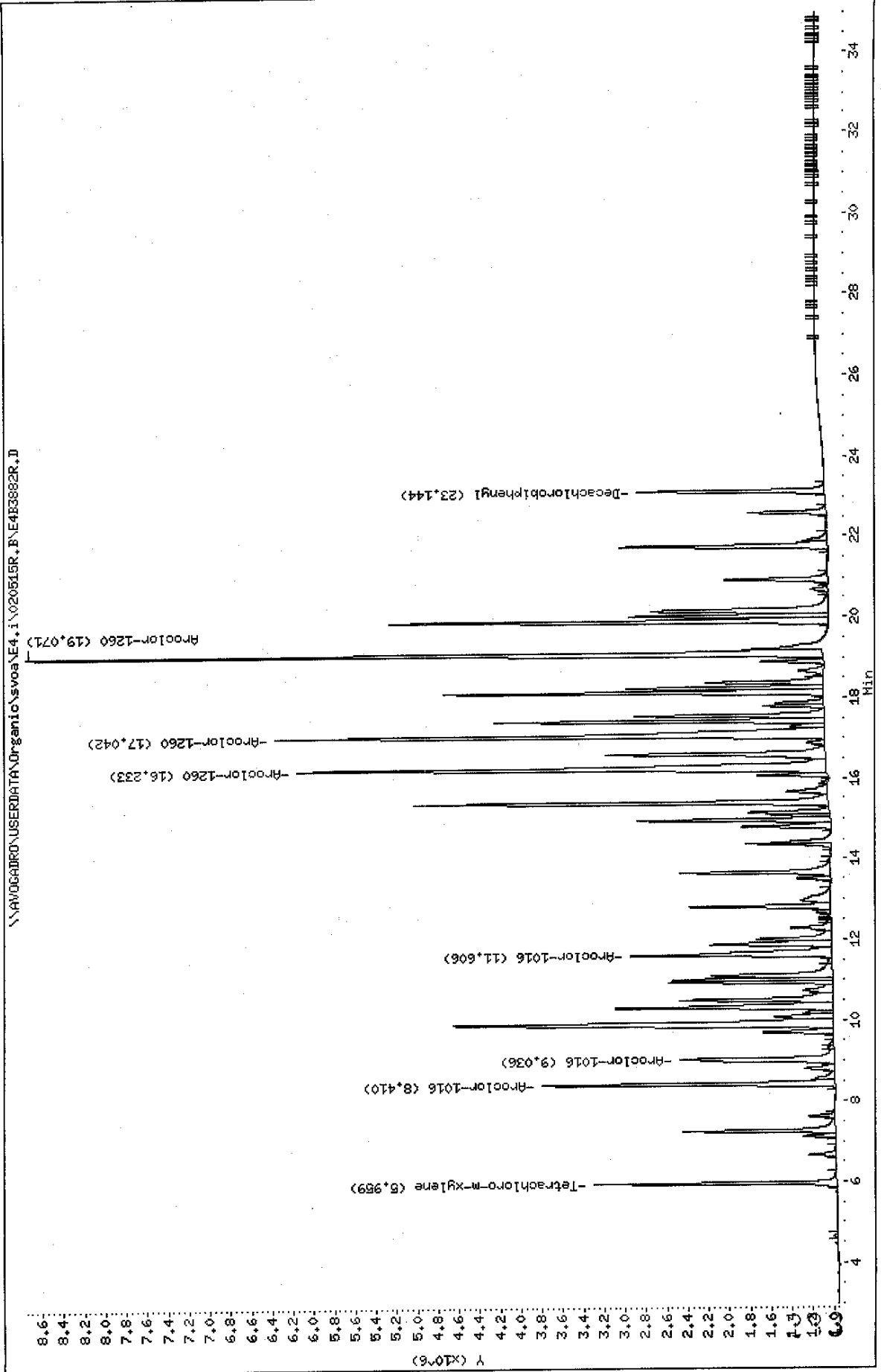


Data File: \\AVOCADRO\USERDATA\Organic\svoa\E4.1\020515R_BAE4B3882R.D
 Date : 18-MAY-2002 14:56
 Client ID: AR1660A4
 Sample Info: AR1660A4,AR1660A4,,ar1660.sub,,
 Volume Injected (uL): 1.0
 Column Phase: DB-608

Instrument: E4.1

Operator: GHL

Column diameter: 0.53



Data File: E4B3882F.D
 Report Date: 20-May-2002 14:26

Mitkem Corporation

Sample #1 : \\AVOGADRO\USERDATA\Organic\svoa\E4.i\020515F.B\E4B3882F.D
 Sample #2 : \\AVOGADRO\USERDATA\Organic\svoa\E4.i\020515R.B\E4B3882R.D
 Inj Date : 18-MAY-2002 14:56
 Sample Info: AR1660A4,AR1660A4,,ar1660.sub,,
 Misc Info :
 Cal Date : 20-MAY-2002 12:33
 Operator : GML
 Inst ID : E4.i
 Dil Factor : 1.000000

Method #1 : \\AVOGADRO\USERDATA\Organic\svoa\E4.i\020515F.B\E4_PCB_F.m
 Method #2 : \\AVOGADRO\USERDATA\Organic\svoa\E4.i\020515R.B\E4_PCB_R.m
 Sub List #1 : ar1660.sub
 Sub List #2 : ar1660.sub
 Col #1 Phase : DB-1701
 Col #2 Phase : DB-608

Concentration Formula: Amt * DF * Uf * Vt / (Vo * Vi)

Name	Value	Description
DF	1.000	Dilution Factor
Uf	1.000	Correction factor
Vt	10000.000	Volume of final extract (uL)
Vo	1000.000	Volume of sample extracted (ml)
Vi	1.000	Volume injected (uL)

Compound	RT#1	RT#2	Resp#1	Resp#2	Conc#1 (ug/L)	Conc#2 (ug/L)	Target Range	Ratio
Tetrachloro-m-xylene	8.596	5.959	6064650	2328098	0.020	0.021		100.00(a)
Aroclor-1016	12.004	8.410	7135583	2808035	1.00	1.0	80.00- 120.00	100.00
	13.566	9.036	13693402	1480368	0.99	1.0	175.82- 215.82	191.90
	14.007	11.606	7015029	1935875	1.0	1.0	78.25- 118.25	98.31
	Average of Peak Amounts =				1.00	1.0		
Decachlorobiphenyl	28.631	23.144	2922039	1803279	0.020	0.020		100.00(a)
Aroclor-1260	21.354	16.233	14109817	5092083	1.00	1.0	80.00- 120.00	100.00(a)
	23.325	17.042	21759613	5289522	1.00	1.0	133.49- 173.49	154.22(a)
	24.429	19.071	12984268	7651530	0.98	1.0	71.88- 111.88	92.02(a)
	Average of Peak Amounts =				0.99	1.0		

JTK/ML

Data File: E4B3882F.D
Report Date: 20-May-2002 14:26

QC Flag Legend

a - Target compound detected but, quantitated amount
Below Limit Of Quantitation(BLOQ).

FORM 1
PCB ORGANICS ANALYSIS DATA SHEET

CLIENT SAMPLE NO.

BBLK1A

Lab Name: MITKEM CORPORATION Contract:
 Lab Code: MITKEM Case No.: SAS No.: SDG No.: A0740
 Matrix: (soil/water) SOIL Lab Sample ID: B0514-BS1
 Sample wt/vol: 30.0 (g/mL) G Lab File ID: E4B3850F
 % Moisture: 0 decanted: (Y/N) N Date Received: _____
 Extraction: (SepF/Cont/Sonc) SONC Date Extracted: 05/14/02
 Concentrated Extract Volume: 10000 (uL) Date Analyzed: 05/17/02
 Injection Volume: 1.0 (uL) Dilution Factor: 1.0
 GPC Cleanup: (Y/N) N pH: _____ Sulfur Cleanup: (Y/N) Y

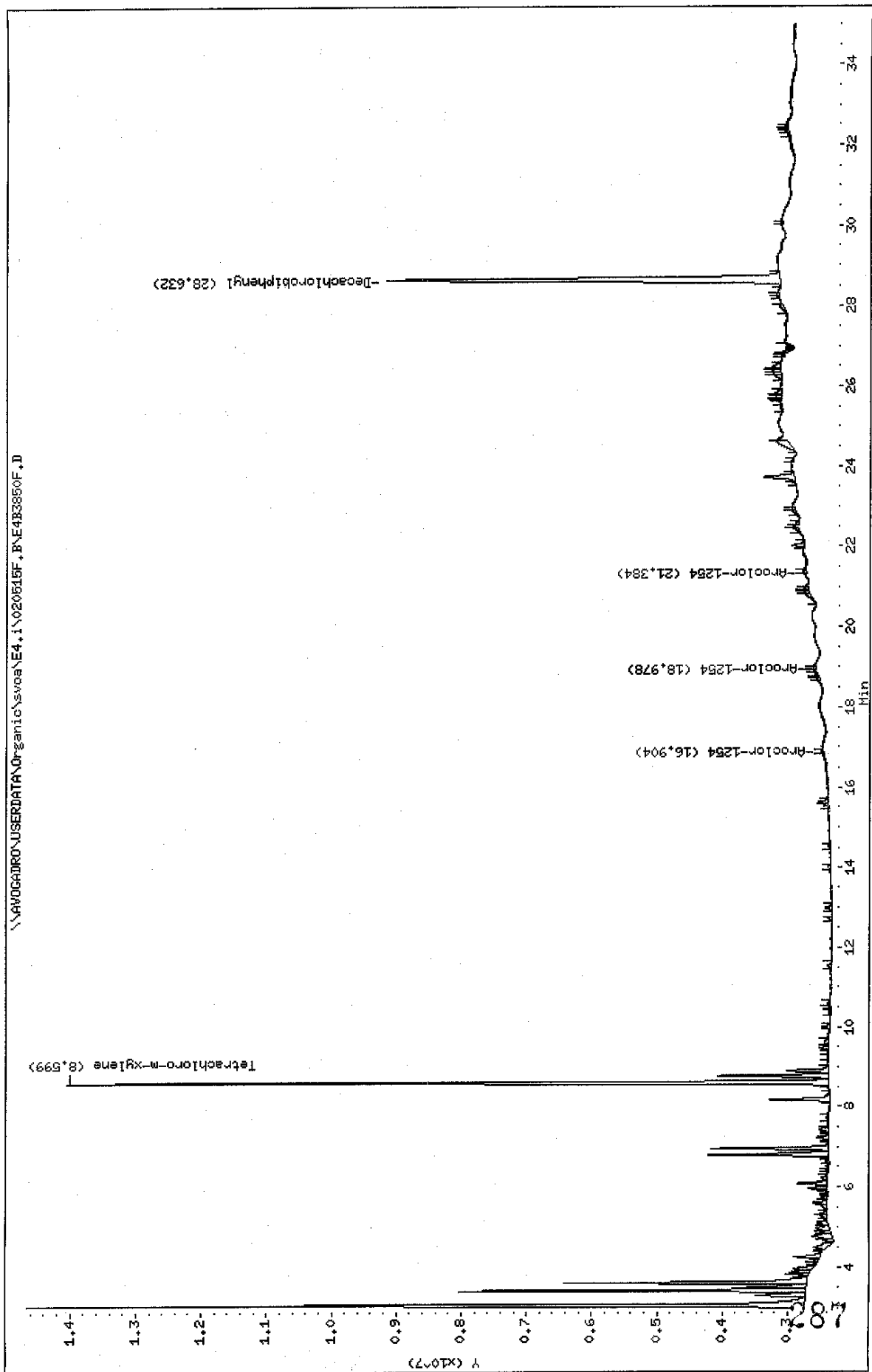
CAS NO.	COMPOUND	CONCENTRATION UNITS: (ug/L or ug/Kg) UG/KG		Q
12674-11-2-----	Aroclor-1016	33	U	
11104-28-2-----	Aroclor-1221	33	U	
1114-16-5-----	Aroclor-1232	33	U	
53469-21-9-----	Aroclor-1242	33	U	
12672-29-6-----	Aroclor-1248	33	U	
11097-69-1-----	Aroclor-1254	33	U	
11096-82-5-----	Aroclor-1260	33	U	

Data File: \\AVOCADRO\USERDATA\Organic\svoa\E4.i\020515F.P\E4B3850F.D
Date : 17-MAY-2002 18:07
Client ID: BBLK1A
Sample Info: B0514-B51.BBLK1A.B0514-B51,,,
Volume Injected (ul): 1.0
Column phase: DB-1701

Instrument: E4.i

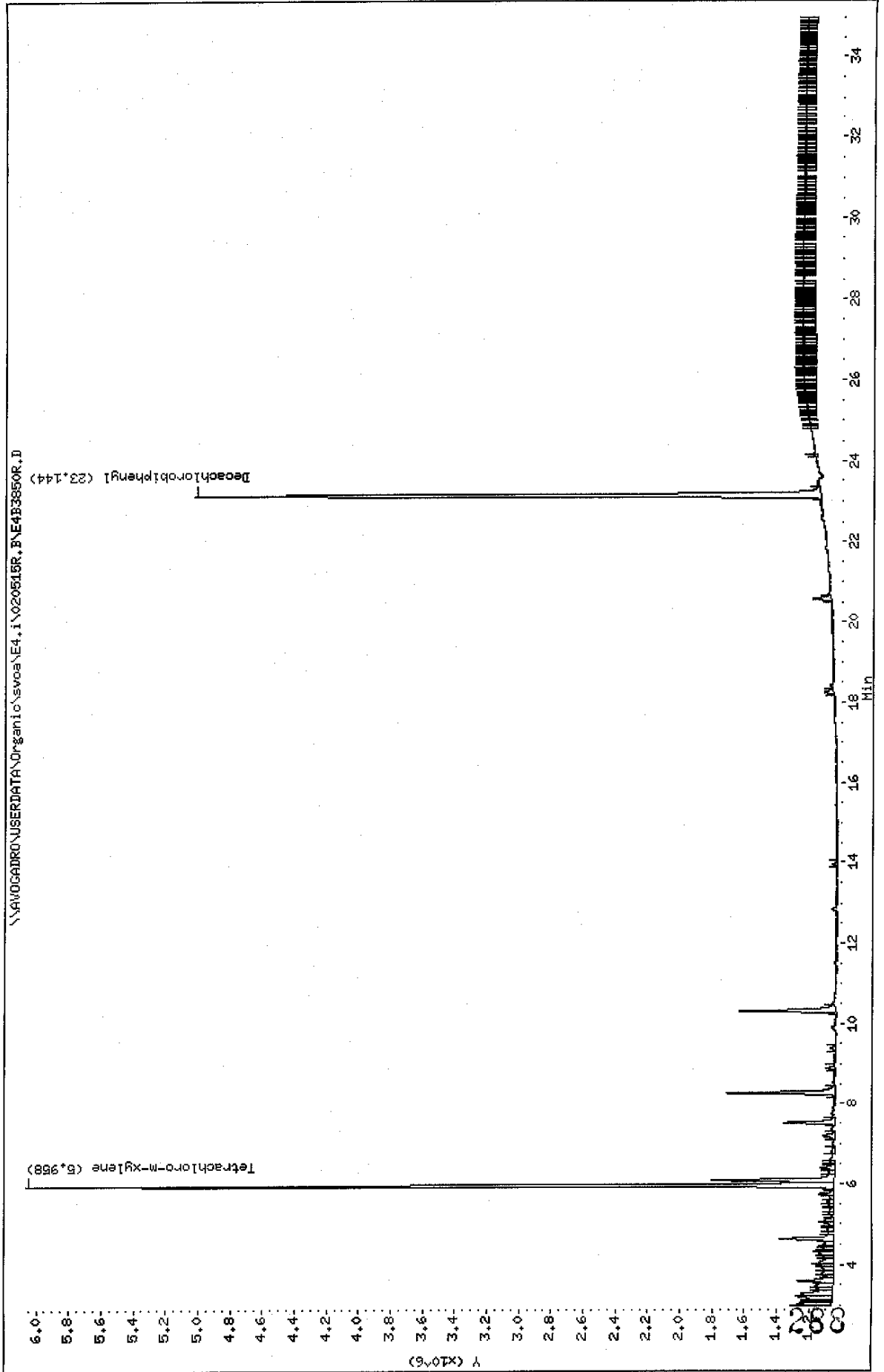
Operator: GHL

Column diameter: 0.53



Data File: \\AVOCARDRO\USERDATA\Organic\svosa\E4.i\020515R.B\E4B3850R.D
Date: 17-MAY-2002 18:07
Client ID: BELKIA
Sample Info: B0514-B51,BELKIA,B0514-B51,,,
Volume Injected (uL): 1.0
Column phase: DB-608

Instrument: E4.i
Operator: GHL
Column diameter: 0.53



Data File: E4B3850F.D
 Report Date: 20-May-2002 14:25

Mitkem Corporation

Sample #1 : \\AVOGADRO\USERDATA\Organic\svoa\E4.i\020515F.B\E4B3850F.D
 Sample #2 : \\AVOGADRO\USERDATA\Organic\svoa\E4.i\020515R.B\E4B3850R.D
 Inj Date : 17-MAY-2002 18:07
 Sample Info: B0514-BS1,BBLK1A,B0514-BS1,,,
 Misc Info :
 Cal Date : 20-MAY-2002 12:33
 Operator : GML
 Inst ID : E4.i
 Dil Factor : 1.000000

Method #1 : \\AVOGADRO\USERDATA\Organic\svoa\E4.i\020515F.B\E4_PCB_F.m
 Method #2 : \\AVOGADRO\USERDATA\Organic\svoa\E4.i\020515R.B\E4_PCB_R.m
 Sub List #1 : pcb.sub
 Sub List #2 : pcb.sub
 Col #1 Phase : DB-1701
 Col #2 Phase : DB-608

Concentration Formula: $Amt * DF * Uf * Vt / (Vi * Ws * (100 - M) / 100)$

Name	Value	Description
DF	1.000	Dilution Factor
Uf	1.000	Correction factor
Vt	10000.000	Volume of final extract (uL) (1000 low, 2
Vi	1.000	Volume injected (uL)
Ws	30.000	Weight of sample extracted (g)
M	0.000	% Moisture

Compound	RT#1	RT#2	Resp#1	Resp#2	Conc#1 (ug/Kg)	Conc#2 (ug/Kg)	Target Range	Ratio
Tetrachloro-m-xylene	8.599	5.958	11669604	5021073	13	14		100.00
Decachlorobiphenyl	28.632	23.144	6030057	3888892	14	14		100.00

mt/m

FORM 1
PCB ORGANICS ANALYSIS DATA SHEET

CLIENT SAMPLE NO.

BIALCS

Lab Name: MITKEM CORPORATION Contract: _____

Lab Code: MITKEM Case No.: _____ SAS No.: _____ SDG No.: A0740

Matrix: (soil/water) SOIL Lab Sample ID: B0514-LS1

Sample wt/vol: 30.0 (g/mL) G Lab File ID: E4B3851F

% Moisture: 0 decanted: (Y/N) N Date Received: _____

Extraction: (SepF/Cont/Sonc) SONC Date Extracted: 05/14/02

Concentrated Extract Volume: 10000 (uL) Date Analyzed: 05/17/02

Injection Volume: 1.0 (uL) Dilution Factor: 1.0

GPC Cleanup: (Y/N) N pH: _____ Sulfur Cleanup: (Y/N) Y

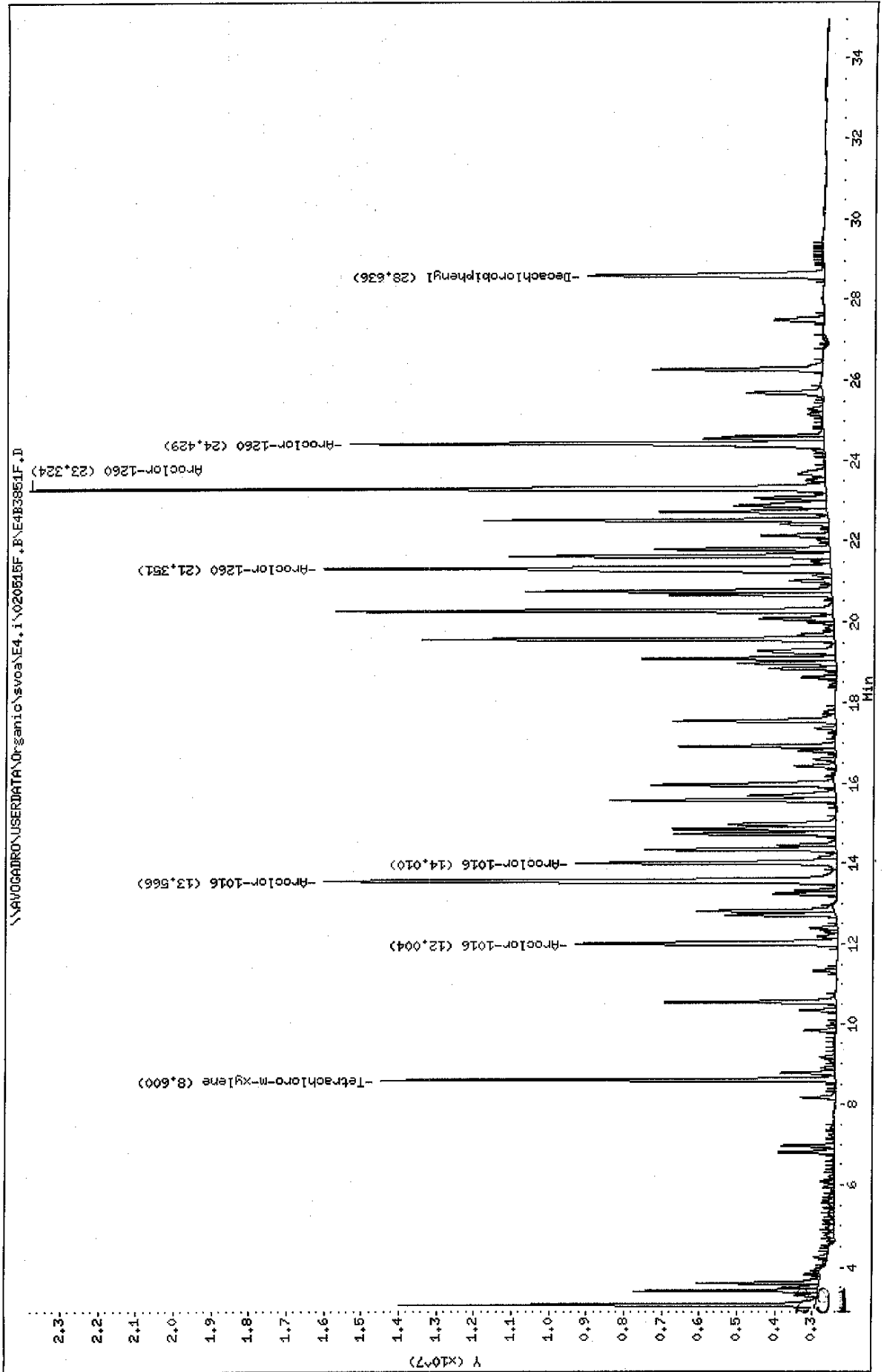
CAS NO.	COMPOUND	CONCENTRATION UNITS:	
		(ug/L or ug/Kg)	UG/KG
12674-11-2-----	Aroclor-1016	330	
11104-28-2-----	Aroclor-1221	33	U
1114-16-5-----	Aroclor-1232	33	U
53469-21-9-----	Aroclor-1242	33	U
12672-29-6-----	Aroclor-1248	33	U
11097-69-1-----	Aroclor-1254	33	U
11096-82-5-----	Aroclor-1260	320	

Data File: \\AVOCADRO\USERDATA\Organic\svoa\E4.1\020515F.B\E4B3851F.D
 Date: 17-MAY-2002 18:46
 Client ID: BIALCS
 Sample Info: B0514-LS1,BIALCS,B0514-BS1,,,
 Volume Injected (ul): 1.0
 Column phase: DB-1701

Instrument: E4.i

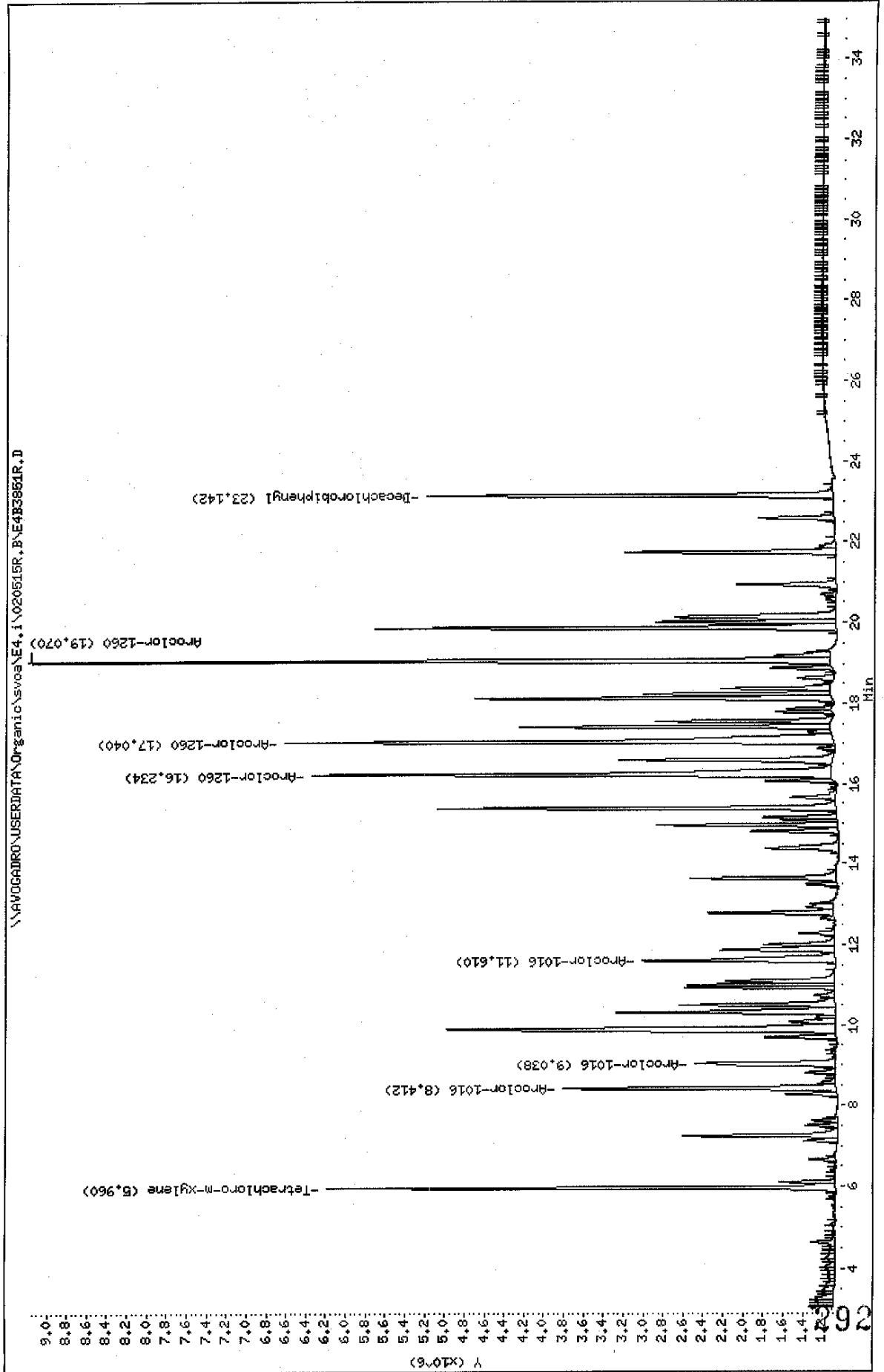
Operator: GML

Column diameter: 0.53



Data File: \\AVOCADRO\USERDATA\Organic\svos\E4.1\020515R.B\E4B3851R.D
 Date : 17-MAY-2002 18:46
 Client ID: BIALCS
 Sample Info: B0514-LS1,BIALCS,B0514-BS1,***
 Volume Injected (ul): 1.0
 Column phase: DB-608

Instrument: E4.1
 Operator: CHL
 Column diameter: 0.53



Data File: E4B3851F.D
 Report Date: 20-May-2002 14:25

Mitkem Corporation

Sample #1 : \\AVOGADRO\USERDATA\Organic\svoa\E4.i\020515F.B\E4B3851F.D
 Sample #2 : \\AVOGADRO\USERDATA\Organic\svoa\E4.i\020515R.B\E4B3851R.D
 Inj Date : 17-MAY-2002 18:46
 Sample Info: B0514-LS1,B1ALCS,B0514-BS1,,,
 Misc Info :
 Cal Date : 20-MAY-2002 12:33
 Operator : GML
 Inst ID : E4.i
 Dil Factor : 1.000000

Method #1 : \\AVOGADRO\USERDATA\Organic\svoa\E4.i\020515F.B\E4_PCB_F.m
 Method #2 : \\AVOGADRO\USERDATA\Organic\svoa\E4.i\020515R.B\E4_PCB_R.m
 Sub List #1 : pcb.sub
 Sub List #2 : pcb.sub
 Col #1 Phase : DB-1701
 Col #2 Phase : DB-608

Concentration Formula: Amt * DF * Uf * Vt / (Vi * Ws * (100 - M) / 100)

Name	Value	Description
DF	1.000	Dilution Factor
Uf	1.000	Correction factor
Vt	10000.000	Volume of final extract (uL) (1000 low, 2
Vi	1.000	Volume injected (uL)
Ws	30.000	Weight of sample extracted (g)
M	0.000	% Moisture

Compound	RT#1	RT#2	Resp#1	Resp#2	Conc#1 (ug/Kg)	Conc#2 (ug/Kg)	Target Range	Ratio
Tetrachloro-m-xylene	8.600	5.960	12085872	5111186	13	14		100.00
Decachlorobiphenyl	28.636	23.142	6299094	4081180	14	15		100.00
Aroclor-1016	12.004	8.412	6973746	2744701	320	330	80.00- 120.00	100.00
	13.566	9.038	13652532	1406448	330	330	175.82- 215.82	195.77
	14.010	11.610	6946347	1929485	330	340	78.25- 118.25	99.61
	Average of Peak Amounts =				330	330		
Aroclor-1260	21.351	16.234	13509391	5221030	320	340	80.00- 120.00	100.00
	23.324	17.040	21171193	5522844	320	360	133.49- 173.49	156.71
	24.429	19.070	12624898	8043907	320	360	71.88- 111.88	93.45
	Average of Peak Amounts =				320	350		

Handwritten signature/initials

FORM 1
PCB ORGANICS ANALYSIS DATA SHEET

CLIENT SAMPLE NO.

B-39 2-2MS

Lab Name: MITKEM CORPORATION Contract:
 Lab Code: MITKEM Case No.: SAS No.: SDG No.: A0740
 Matrix: (soil/water) SOIL Lab Sample ID: A0740-12AMS
 Sample wt/vol: 30.2 (g/mL) G Lab File ID: E4B3862F
 % Moisture: 15 decanted: (Y/N) N Date Received: 05/14/02
 Extraction: (SepF/Cont/Sonc) SONC Date Extracted: 05/14/02
 Concentrated Extract Volume: 10000 (uL) Date Analyzed: 05/18/02
 Injection Volume: 1.0 (uL) Dilution Factor: 1.0
 GPC Cleanup: (Y/N) N pH: ___ Sulfur Cleanup: (Y/N) Y

CAS NO.	COMPOUND	CONCENTRATION UNITS: (ug/L or ug/Kg) UG/KG		Q
12674-11-2-----	Aroclor-1016	600		
11104-28-2-----	Aroclor-1221	39		U
1114-16-5-----	Aroclor-1232	39		U
53469-21-9-----	Aroclor-1242	39		U
12672-29-6-----	Aroclor-1248	890		
11097-69-1-----	Aroclor-1254	1500		P
11096-82-5-----	Aroclor-1260	1000		

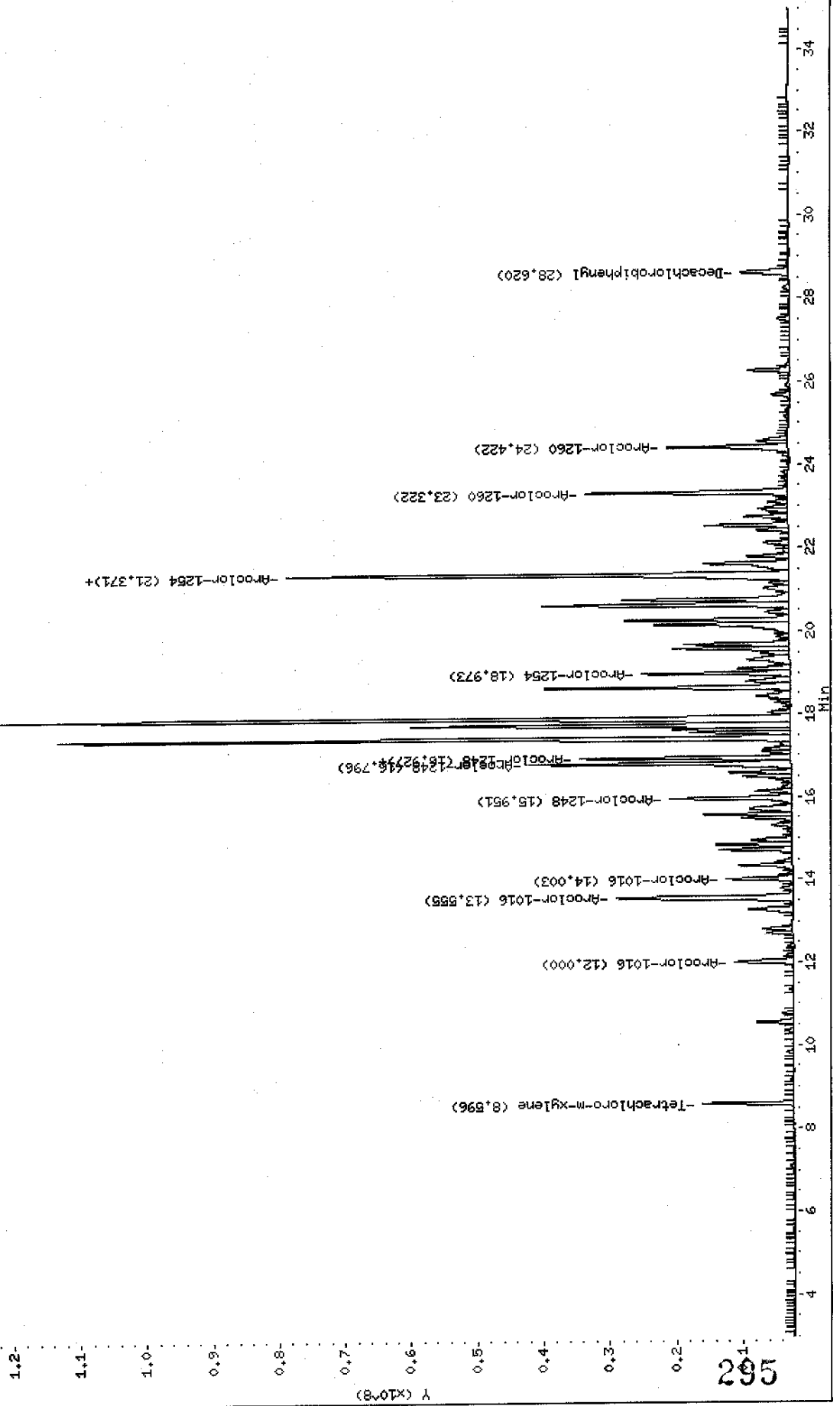
Data File: \\AVOCARDROUSERDATA\Organic\svoa\E4.i\020515F.BAE4B3862F.D
 Date : 18-MAY-2002 01:55
 Client ID: B-39 2-2MS
 Sample Info: R0740-12MS,,B0514-BS1,,,
 Volume Injected (uL): 1.0
 Column phase: DB-1701

Instrument: E4.i

Operator: GHL

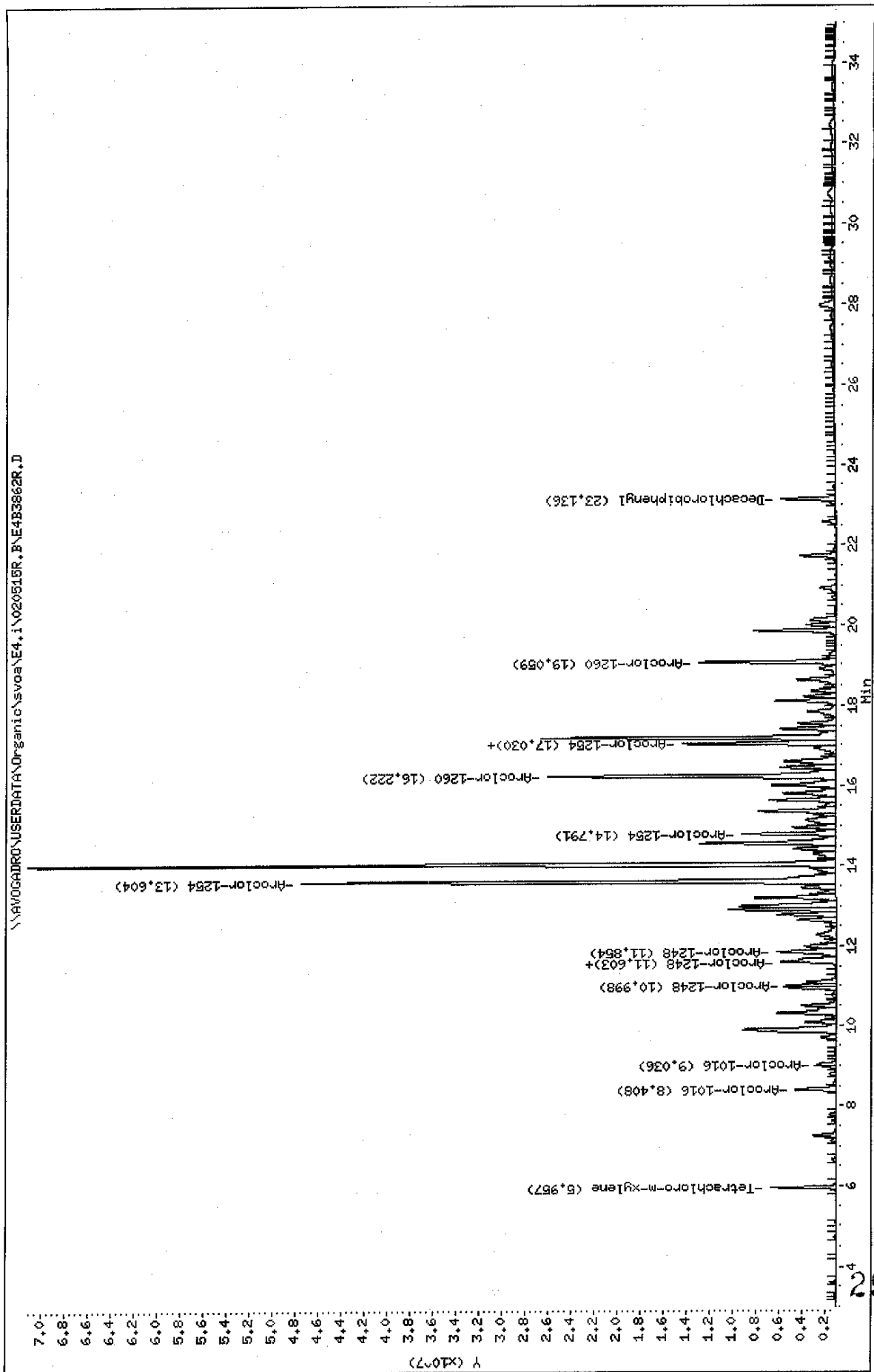
Column diameter: 0.53

\\AVOCARDROUSERDATA\Organic\svoa\E4.i\020515F.BAE4B3862F.D



Data File: \\AVOCADRO\USERDATA\Organic\svoa\E4.i\020515R.B\E4B3862R.D
 Date: 18-MAY-2002 01:55
 Client ID: B-39 2-2MS
 Sample Info: A0740-12MS,,B0514-BS1,,,
 Volume Injected (uL): 1.0
 Column phase: DB-608

Instrument: E4.i
 Operator: GHL
 Column diameter: 0.53



Mitkem Corporation

Sample #1 : \\AVOGADRO\USERDATA\Organic\svoa\E4.i\020515F.B\E4B3862F.D
 Sample #2 : \\AVOGADRO\USERDATA\Organic\svoa\E4.i\020515R.B\E4B3862R.D
 Inj Date : 18-MAY-2002 01:55
 Sample Info: A0740-12MS,,B0514-BS1,,,
 Misc Info :
 Cal Date : 20-MAY-2002 12:33
 Operator : GML
 Inst ID : E4.i
 Dil Factor : 1.000000

B-39 2-2MS

Method #1 : \\AVOGADRO\USERDATA\Organic\svoa\E4.i\020515F.B\E4_PCB_F.m
 Method #2 : \\AVOGADRO\USERDATA\Organic\svoa\E4.i\020515R.B\E4_PCB_R.m
 Sub List #1 : pcb.sub
 Sub List #2 : pcb.sub
 Col #1 Phase : DB-1701
 Col #2 Phase : DB-608

Concentration Formula: Amt * DF * Uf * Vt / (Vi * Ws * (100 - M) / 100)

Name	Value	Description
DF	1.000	Dilution Factor
Uf	1.000	Correction factor
Vt	10000.000	Volume of final extract (uL) (1000 low, 2
Vi	1.000	Volume injected (uL)
Ws	30.200	Weight of sample extracted (g)
M	15.000	% Moisture

Compound	RT#1	RT#2	Resp#1	Resp#2	Conc#1 (ug/Kg)	Conc#2 (ug/Kg)	Target Range	Ratio
Tetrachloro-m-xylene	8.596	5.957	13931967	5676516	18	18		100.00
Decachlorobiphenyl	28.620	23.136	7350647	4698236	20	19		100.00
Aroclor-1248	15.951	11.854	18472812	5088175	920	1100	80.00- 120.00	100.00
	16.796	10.998	39499142	4271865	1600	880	97.19- 137.19	213.82
	16.927	11.603	31827054	4771657	1200	700	109.03- 149.03	172.29
	Average of Peak Amounts =				1200	890		
Aroclor-1016	12.000	8.408	8868911	3570285	480	510	80.00- 120.00	100.00
	13.555	9.036	26662651	1592903	750	440	175.82- 215.82	300.63
	14.003	11.603	10153607	4771657	570	980	78.25- 118.25	114.49
	Average of Peak Amounts =				600	640		
Aroclor-1254	16.927	13.604	31827054	46412173	1400	5600	80.00- 120.00	100.00
	18.973	14.791	22438047	8135565	560	660	154.24- 194.24	70.50
	21.371	17.030	75987154	13371789	2600	1300	112.75- 152.75	238.75
	Average of Peak Amounts =				1500	2500		

5/21/02

Data File: E4B3862F.D
Report Date: 20-May-2002 14:26

Compound	RT#1	RT#2	Resp#1	Resp#2	Conc#1 (ug/Kg)	Conc#2 (ug/Kg)	Target Range	Ratio
Aroclor-1260	21.371	16.222	75987154	25008298	2100	1900	80.00- 120.00	100.00(R)
	23.322	17.030	30375254	13371789	540	1000	133.49- 173.49	39.97(R)
	24.422	19.059	18276798	11866914	540	610	71.88- 111.88	24.05(R)
	Average of Peak Amounts =				1100	1200		

QC Flag Legend

R - Spike/Surrogate failed recovery limits.

FORM 1
PCB ORGANICS ANALYSIS DATA SHEET

CLIENT SAMPLE NO.

B-39 2-2MSD

Lab Name: MITKEM CORPORATION Contract:
 Lab Code: MITKEM Case No.: SAS No.: SDG No.: A0740
 Matrix: (soil/water) SOIL Lab Sample ID: A0740-12AMSD
 Sample wt/vol: 30.0 (g/mL) G Lab File ID: E4B3863F
 % Moisture: 15 decanted: (Y/N) N Date Received: 05/14/02
 Extraction: (SepF/Cont/Sonc) SONC Date Extracted: 05/14/02
 Concentrated Extract Volume: 10000 (uL) Date Analyzed: 05/18/02
 Injection Volume: 1.0 (uL) Dilution Factor: 1.0
 GPC Cleanup: (Y/N) N pH: ___ Sulfur Cleanup: (Y/N) Y

CAS NO.	COMPOUND	CONCENTRATION UNITS: (ug/L or ug/Kg) UG/KG	Q
12674-11-2-----	Aroclor-1016	620	
11104-28-2-----	Aroclor-1221	39	U
1114-16-5-----	Aroclor-1232	39	U
53469-21-9-----	Aroclor-1242	39	U
12672-29-6-----	Aroclor-1248	1200	P
11097-69-1-----	Aroclor-1254	2300	EP
11096-82-5-----	Aroclor-1260	1400	

Data File: \\AVOCADRO\USERDATA\Organic\svoa\E4.i\020515F.BNE4B3863F.D

Date : 18-MAY-2002 02:34

Client ID: B-39 2-2MSD

Sample Info: A0740-12MSD,,B0514-B51,,,

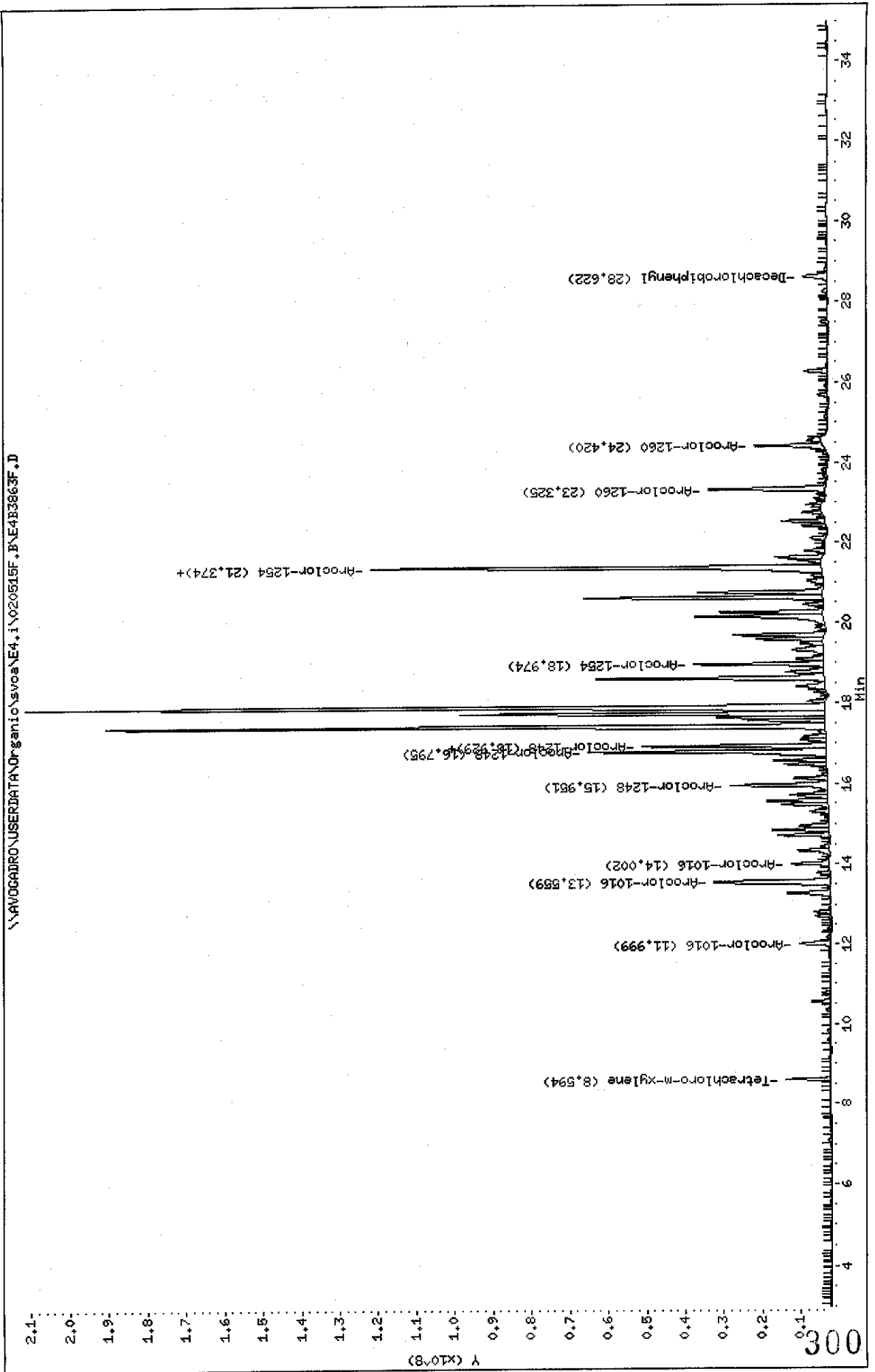
Volume Injected (ul): 1.0

Column Phase: DB-1701

Instrument: E4.i

Operator: GML

Column diameter: 0.53



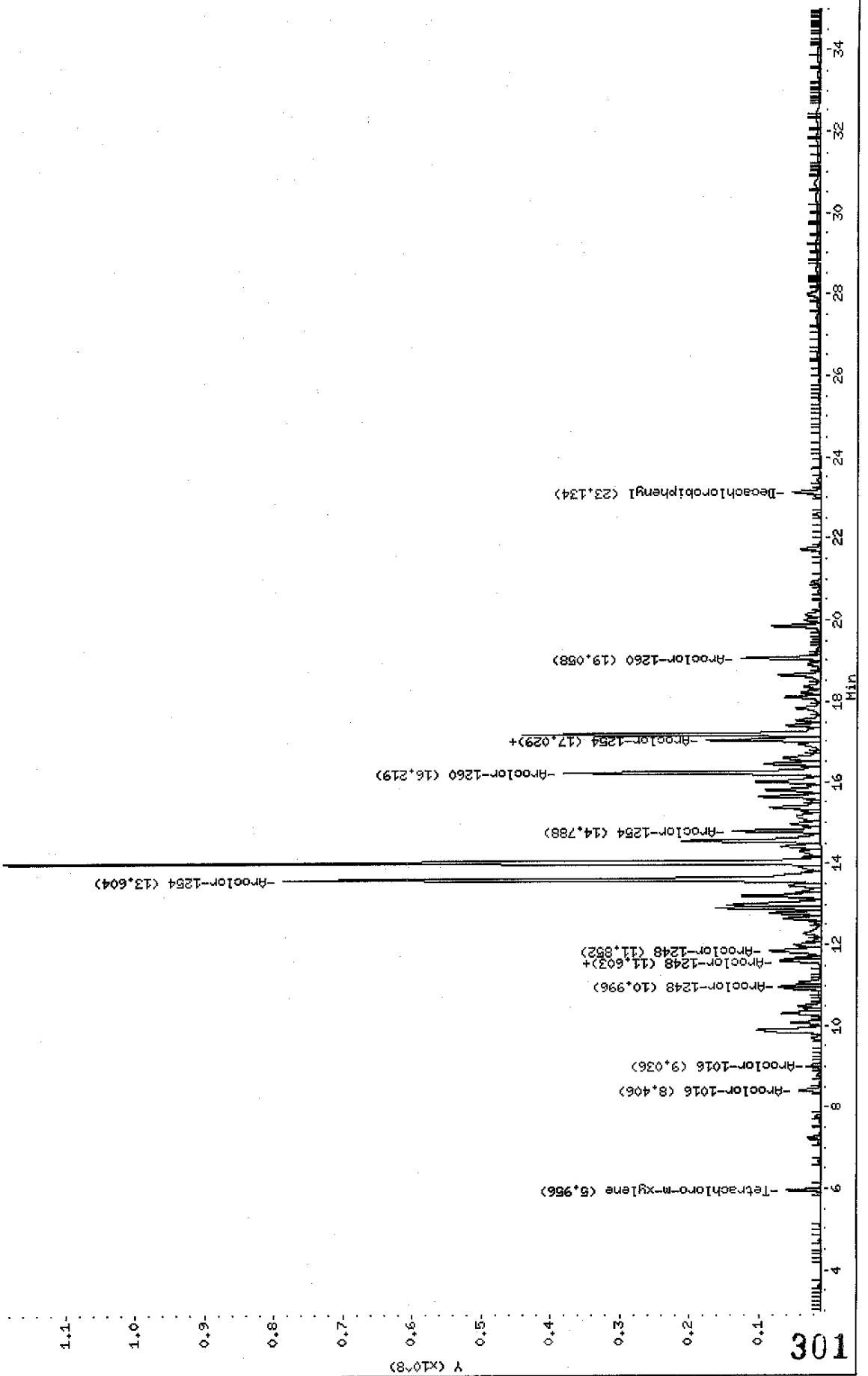
Data File: \\AVOCADRO\USERDATA\Organic\svoa\E4.i\020515R.B\E4B3863R.D
 Date: 18-MAY-2002 02:34
 Client ID: B-39 2-2MSD
 Sample Info: A0740-12MSD,,B0514-BS1,,,
 Volume Injected (ul): 1.0
 Column phase: DB-608

Instrument: E4.i

Operator: GML

Column diameter: 0.53

\\AVOCADRO\USERDATA\Organic\svoa\E4.i\020515R.B\E4B3863R.D



Data File: E4B3863F.D
 Report Date: 20-May-2002 14:26

Mitkem Corporation

Sample #1 : \\AVOGADRO\USERDATA\Organic\svoa\E4.i\020515F.B\E4B3863F.D
 Sample #2 : \\AVOGADRO\USERDATA\Organic\svoa\E4.i\020515R.B\E4B3863R.D
 Inj Date : 18-MAY-2002 02:34
 Sample Info: A0740-12MSD,,B0514-BS1,,,
 Misc Info :
 Cal Date : 20-MAY-2002 12:33
 Operator : GML
 Inst ID : E4.i
 Dil Factor : 1.000000

B-39 2-2MSD

Method #1 : \\AVOGADRO\USERDATA\Organic\svoa\E4.i\020515F.B\E4_PCB_F.m
 Method #2 : \\AVOGADRO\USERDATA\Organic\svoa\E4.i\020515R.B\E4_PCB_R.m
 Sub List #1 : pcb.sub
 Sub List #2 : pcb.sub
 Col #1 Phase : DB-1701
 Col #2 Phase : DB-608

Concentration Formula: $Amt * DF * Uf * Vt / (Vi * Ws * (100 - M) / 100)$

Name	Value	Description
DF	1.000	Dilution Factor
Uf	1.000	Correction factor
Vt	10000.000	Volume of final extract (uL)(1000 low, 2
Vi	1.000	Volume injected (uL)
Ws	30.000	Weight of sample extracted (g)
M	15.000	% Moisture

Compound	RT#1	RT#2	Resp#1	Resp#2	Conc#1 (ug/Kg)	Conc#2 (ug/Kg)	Target Range	Ratio
Tetrachloro-m-xylene	8.594	5.956	11609344	4899196	15	15		100.00
Decachlorobiphenyl	28.622	23.134	6443909	4101939	17	17		100.00
Aroclor-1248	15.951	11.852	25249540	7389588	1300	1600	80.00- 120.00	100.00
	16.795	10.996	62013647	5575073	2600	1200	97.19- 137.19	245.60
	16.929	11.603	47560627	5862351	1800	860	109.03- 149.03	188.36
	Average of Peak Amounts =				1900	1200		
Aroclor-1016	11.999	8.406	8084121	3218586	440	460	80.00- 120.00	100.00 (R)
	13.559	9.036	30327634	1360678	860	380	175.82- 215.82	375.15 (R)
	14.002	11.603	9963764	5862351	560	1200	78.25- 118.25	123.25 (R)
	Average of Peak Amounts =				620	680		
Aroclor-1254	16.929	13.604	47560627	77659055	2100	9400	80.00- 120.00	100.00 (A)
	18.974	14.788	33627447	12690140	850	1000	154.24- 194.24	70.70 (A)
	21.374	17.029	117080453	16442474	4000	1700	112.75- 152.75	246.17 (A)
	Average of Peak Amounts =				2300	4000		

SP/Mark

Data File: E4B3863F.D
Report Date: 20-May-2002 14:26

Compound	RT#1	RT#2	Resp#1	Resp#2	Conc#1 (ug/Kg)	Conc#2 (ug/Kg)	Target Range	Ratio
Aroclor-1260	21.374	16.219	117080453	37056410	3200	2900	80.00- 120.00	100.00 (R)
	23.325	17.029	30565412	16442474	550	1200	133.49- 173.49	26.11 (R)
	24.420	19.058	17703953	11500514	520	600	71.88- 111.88	15.12 (R)
	Average of Peak Amounts =				1400	1600		

QC Flag Legend

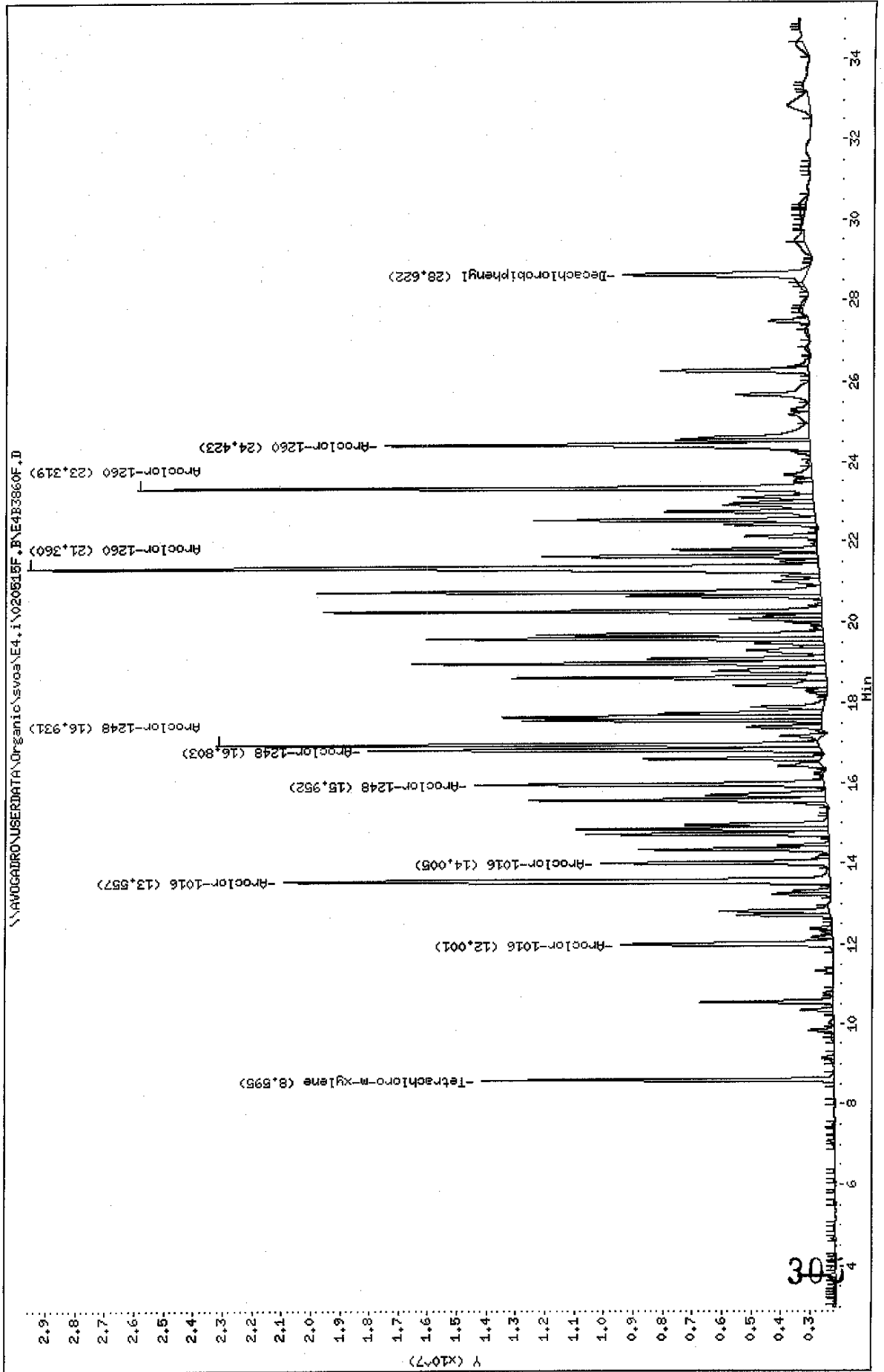
- A - Target compound detected but, quantitated amount exceeded maximum amount.
- R - Spike/Surrogate failed recovery limits.

Data File: \\AVUGADRO\USERDATA\Organic\svos\E4.i\020515F.B\E4B3860F.D
 Date: 18-MAY-2002 00:37
 Client ID: B-42 2-2MS
 Sample Info: A0740-18MS,,B0514-BS1,,,
 Volume Injected (ul): 1.0
 Column phase: DB-1701

Instrument: E4.i

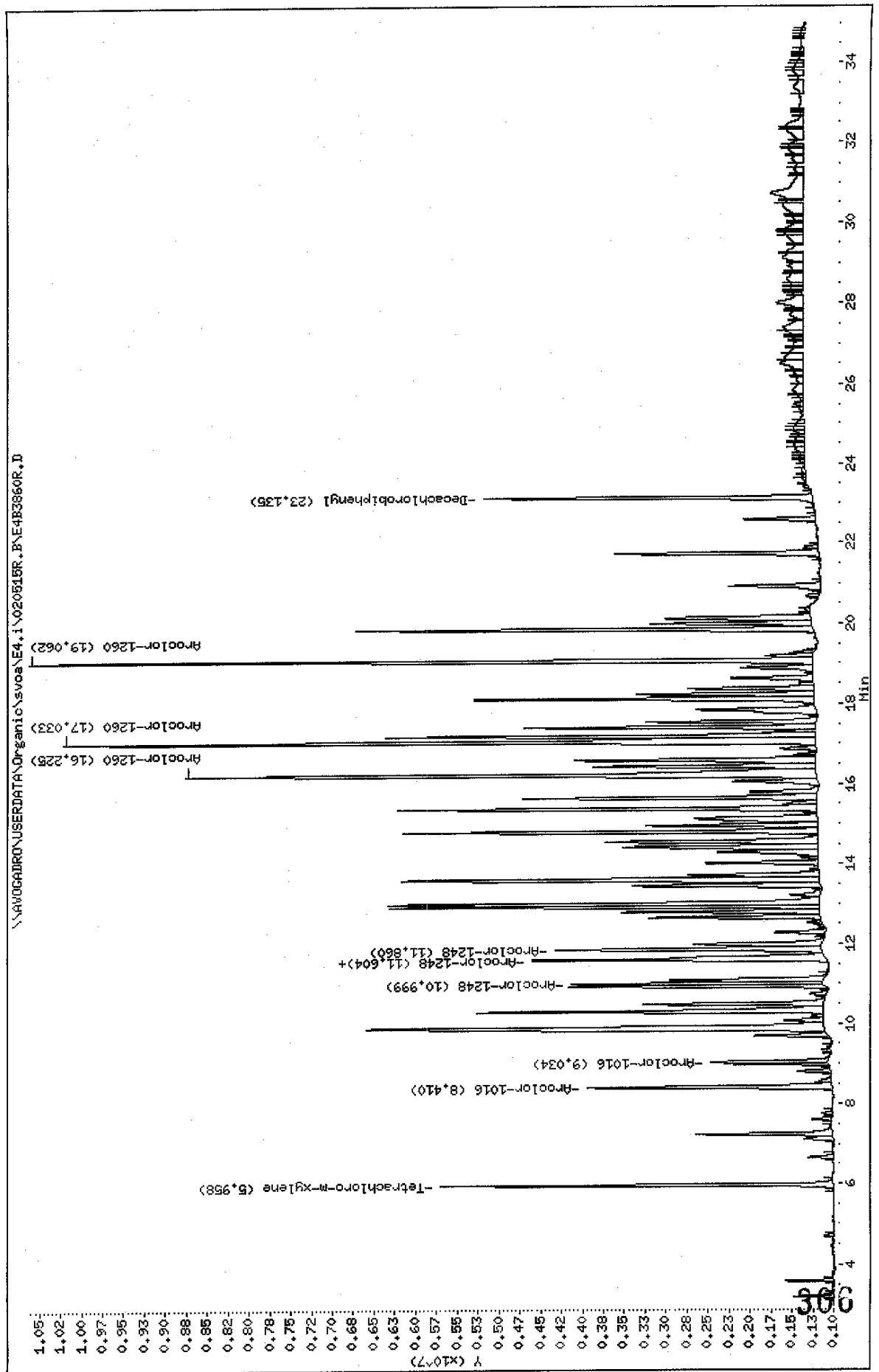
Operator: GHL

Column diameter: 0.53



Data File: \\AVOCADRO\USERDATA\Organic\svoa\E4.1\020519R.B\E4B3860R.D
 Date: 18-MAY-2002 00:37
 Client ID: B-42 2-2MS
 Sample Info: A0740-18MS,,R0514-BS1,,,,
 Volume Injected (ul): 1.0
 Column phase: DB-608

Instrument: E4.i
 Operator: GHL
 Column diameter: 0.53



Data File: E4B3860F.D
 Report Date: 20-May-2002 14:25

Mitkem Corporation

Sample #1 : \\AVOGADRO\USERDATA\Organic\svoa\E4.i\020515F.B\E4B3860F.D
 Sample #2 : \\AVOGADRO\USERDATA\Organic\svoa\E4.i\020515R.B\E4B3860R.D
 Inj Date : 18-MAY-2002 00:37
 Sample Info: A0740-18MS,,B0514-BS1,,
 Misc Info :
 Cal Date : 20-MAY-2002 12:33
 Operator : GML
 Inst ID : E4.i
 Dil Factor : 1.000000

B-42 2-2MS

Method #1 : \\AVOGADRO\USERDATA\Organic\svoa\E4.i\020515F.B\E4_PCB_F.m
 Method #2 : \\AVOGADRO\USERDATA\Organic\svoa\E4.i\020515R.B\E4_PCB_R.m
 Sub List #1 : pcb.sub
 Sub List #2 : pcb.sub
 Col #1 Phase : DB-1701
 Col #2 Phase : DB-608

Concentration Formula: Amt * DF * Uf * Vt / (Vi * Ws * (100 - M) / 100)

Name	Value	Description
DF	1.000	Dilution Factor
Uf	1.000	Correction factor
Vt	10000.000	Volume of final extract (uL) (1000 low, 2
Vi	1.000	Volume injected (uL)
Ws	30.100	Weight of sample extracted (g)
M	6.000	% Moisture

Compound	RT#1	RT#2	Resp#1	Resp#2	Conc#1 (ug/Kg)	Conc#2 (ug/Kg)	Target Range	Ratio
Tetrachloro-m-xylene	8.595	5.958	11950920	4695503	14	13		100.00
Decachlorobiphenyl	28.622	23.135	6217788	3935018	15	15		100.00
Aroclor-1248	15.952	11.860	11885720	3170691	540	620	80.00- 120.00	100.00
	16.803	10.999	15383762	2988922	580	560	97.19- 137.19	129.43
	16.931	11.604	20480184	3513593	710	460	109.03- 149.03	172.31
	Average of Peak Amounts =				610	550		
Aroclor-1016	12.001	8.410	7176683	2918081	350	380	80.00- 120.00	100.00
	13.557	9.034	18618230	1399958	480	350	175.82- 215.82	259.43
	14.005	11.604	7769334	3513593	390	660	78.25- 118.25	108.26
	Average of Peak Amounts =				410	460		
Aroclor-1260	21.360	16.225	26846156	7542912	670	530	80.00- 120.00	100.00
	23.319	17.033	22961379	8996378	370	610	133.49- 173.49	85.53
	24.423	19.062	14455575	9360365	390	440	71.88- 111.88	53.85
	Average of Peak Amounts =				480	530		

3/1/02

W

FORM 1
PCB ORGANICS ANALYSIS DATA SHEET

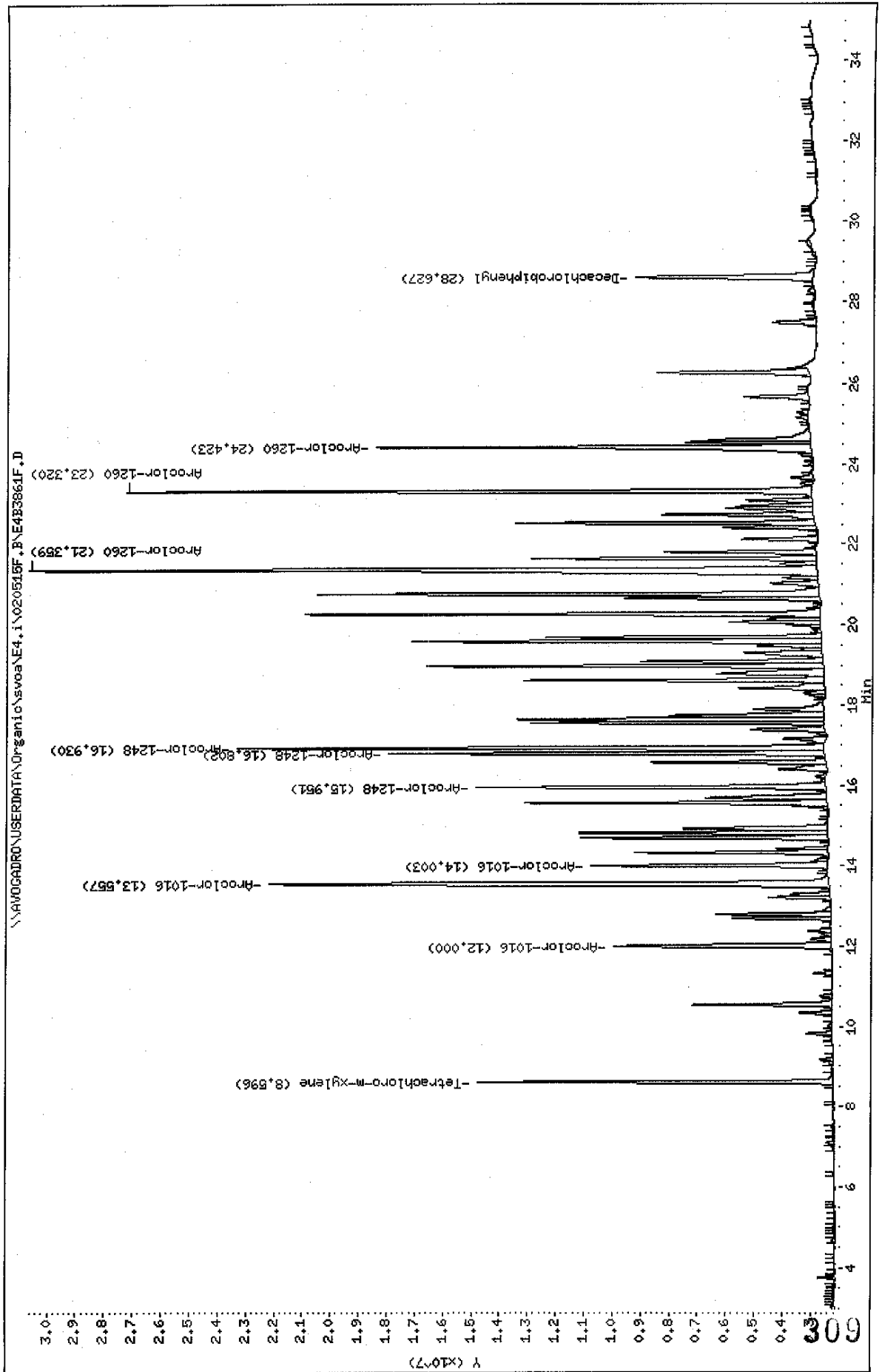
CLIENT SAMPLE NO.

B-42 2-2MSD

Lab Name: MITKEM CORPORATION Contract:
 Lab Code: MITKEM Case No.: SAS No.: SDG No.: A0740
 Matrix: (soil/water) SOIL Lab Sample ID: A0740-18AMSD
 Sample wt/vol: 30.6 (g/mL) G Lab File ID: E4B3861F
 % Moisture: 6 decanted: (Y/N) N Date Received: 05/14/02
 Extraction: (SepF/Cont/Sonc) SONC Date Extracted: 05/14/02
 Concentrated Extract Volume: 10000 (uL) Date Analyzed: 05/18/02
 Injection Volume: 1.0 (uL) Dilution Factor: 1.0
 GPC Cleanup: (Y/N) N pH: _____ Sulfur Cleanup: (Y/N) Y

CAS NO.	COMPOUND	CONCENTRATION UNITS: (ug/L or ug/Kg) UG/KG		Q
12674-11-2-----	Aroclor-1016	430		
11104-28-2-----	Aroclor-1221	35	U	
1114-16-5-----	Aroclor-1232	35	U	
53469-21-9-----	Aroclor-1242	35	U	
12672-29-6-----	Aroclor-1248	570		
11097-69-1-----	Aroclor-1254	35	U	
11096-82-5-----	Aroclor-1260	490		

Data File: \\AVOCADRO\USERDATA\Organic\svoa\E4.1\020518F.B\E4B3861F.D
 Date : 18-MAY-2002 04:16
 Client ID: B-42 2-2MSD
 Sample Info: A0740-18MSD,,B0514-B51,,
 Volume Injected (ul): 1.0
 Column phase: DB-1701
 Instrument: E4.i
 Operator: CHL
 Column diameter: 0.53



Data File: \\AVOCADRO\USERDATA\Organic\svoa\E4.1\020515R.B\E4B3661R.D

Date : 18-MAY-2002 01:16

Client ID: B-42 2-2MSD

Sample Info: A0740-18MSD,,B0514-BS1,,,

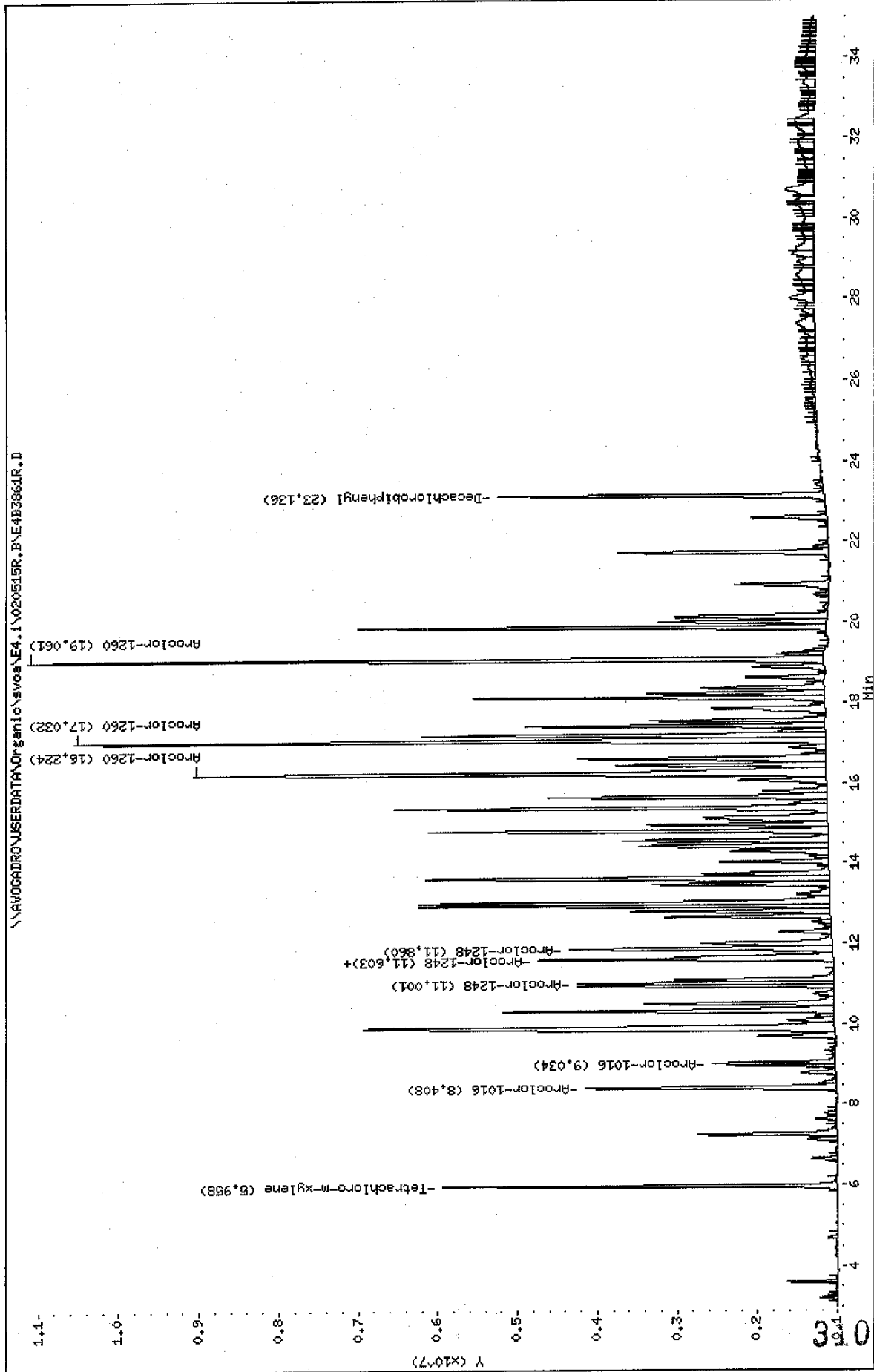
Volume Injected (uL): 1.0

Column phase: DB-608

Instrument: E4.1

Operator: CHL

Column diameter: 0.53



Data File: E4B3861F.D
 Report Date: 20-May-2002 14:26

Mitkem Corporation

Sample #1 : \\AVOGADRO\USERDATA\Organic\svoa\E4.i\020515F.B\E4B3861F.D
 Sample #2 : \\AVOGADRO\USERDATA\Organic\svoa\E4.i\020515R.B\E4B3861R.D
 Inj Date : 18-MAY-2002 01:16
 Sample Info: A0740-18MSD,,B0514-BS1,,,
 Misc Info :
 Cal Date : 20-MAY-2002 12:33
 Operator : GML
 Inst ID : E4.i
 Dil Factor : 1.000000

B-42 2-2 M 8

Method #1 : \\AVOGADRO\USERDATA\Organic\svoa\E4.i\020515F.B\E4_PCB_F.m
 Method #2 : \\AVOGADRO\USERDATA\Organic\svoa\E4.i\020515R.B\E4_PCB_R.m
 Sub List #1 : pcb.sub
 Sub List #2 : pcb.sub
 Col #1 Phase : DB-1701
 Col #2 Phase : DB-608

Concentration Formula: $Amt * DF * Uf * Vt / (Vi * Ws * (100 - M) / 100)$

Name	Value	Description
DF	1.000	Dilution Factor
Uf	1.000	Correction factor
Vt	10000.000	Volume of final extract (uL) (1000 low, 2
Vi	1.000	Volume injected (uL)
Ws	30.600	Weight of sample extracted (g)
M	6.000	% Moisture

Compound	RT#1	RT#2	Resp#1	Resp#2	Conc#1 (ug/Kg)	Conc#2 (ug/Kg)	Target Range	Ratio
Tetrachloro-m-xylene	8.596	5.958	12581641	4930931	14	14		100.00
Decachlorobiphenyl	28.627	23.136	6266029	4079092	15	15		100.00
Aroclor-1248	15.951	11.860	12333146	3293141	550	630	80.00- 120.00	100.00
	16.802	11.001	15436543	3190940	580	590	97.19- 137.19	125.16
	16.930	11.603	20754870	3686645	710	480	109.03- 149.03	168.29
			Average of Peak Amounts =		610	570		
Aroclor-1016	12.000	8.408	7709700	3127287	370	400	80.00- 120.00	100.00
	13.557	9.034	19802883	1526279	500	370	175.82- 215.82	256.86
	14.003	11.603	8379827	3686645	420	680	78.25- 118.25	108.69
			Average of Peak Amounts =		430	480		
Aroclor-1260	21.359	16.224	27821639	7926488	680	550	80.00- 120.00	100.00
	23.320	17.032	24227322	9394288	390	630	133.49- 173.49	87.08
	24.423	19.061	15383374	9938674	400	460	71.88- 111.88	55.29
			Average of Peak Amounts =		490	550		

3/15/02

MITKEM CORPORATION ORGANIC PREP - SAMPLE PREPARATION : PEST/PCB

Date:	Analysis:	Method & SOP #	Ag: 3510C (Soxhlet)	Soil: 3550B (Soxhlet)	Other:	Witness	Spiked By	Matrix Spike Added	Surrogate Spike Added	Emulsion	Esterification Date / Analyst	Final Concentration Date / Analyst	Final Concentration Volume	Acid / Copper Cleanup Date / Analyst	Time Started:	Time Ended:	Project(s)
Blank ID	LCS ID	Analyst	Soil	Soil	Other:	GP	RP	ml	ml								
5/14/02	8082	RP	3550B	3540C		GP	RP					5/14/02	10ml	5/14/02	8P	5/14/02	A0740
B0514-B51	B0514-LS1	RP	3550B	3540C		GP	RP										
B0514-B51		RP	3550B	3540C		GP	RP										
-LS1			30.0	30.0													
A0740-01	14		30.0	30.0													
-02	10		30.2	30.2													
-03	9		30.2	30.2													
-04	10		30.3	30.3													
-05	14		30.4	30.4													
-06	12		30.1	30.1													
-07	15		30.5	30.5													
-08	11		30.3	30.3													
-09	13		30.4	30.4													
-10	8		30.1	30.1													
-11	16		30.1	30.1													
-12	15		30.0	30.0													
-12MS	15		30.2	30.2													
-12MSD	15		30.0	30.0													
-13	8		30.4	30.4													
-14	12		30.2	30.2													
-15	9		30.5	30.5													

Comments: * acid cleaned 4x

Water Bath Temp. 95°C Sonicator Tuned? Yes

WILLIAMS CO. % Moisture and % Solid Determination Logbook

Date In	Sample ID	Oven Temp. In	Tare Wt. (g)	Wet Wt. (g)	Wet Wt. Tared (g)	Date Out	Oven Temp. Out	Dry Wt. (g)	Dry Wt. Tared (g)	% Solids	Analyst	Calc. Checked
5-15-08	A0738-08	100c	1.0	7.1	6.1	05-16-08	105	5.4	4.4	72.83	AS	
	-09			7.9	6.9			5.2	4.1	61.80		
	-010			6.0	5.0			4.4	3.4	68		
	-011			5.5	4.5			4.4	3.4	76		
	-012			5.6	4.6			4.7	3.7	80		
	-013			5.9	4.9			4.1	3.1	63		
5-15-08	A0740	100c	1.0	6.6	5.6	05-16-08		5.8	4.8	86		
	-02			7.1	6.1			6.5	5.5	90		
	-03			7.4	6.4			6.8	5.8	91		
	-04			5.0	4.0			4.6	3.6	90		
	-05			5.4	4.4			4.8	3.8	86		
	-06			6.7	5.7			6.0	5.0	88		
	-07			5.1	4.1			4.5	3.5	85		
	-08			5.7	4.7			5.2	4.2	87		
	-09			5.7	4.7			5.1	4.1	87		
	-010			6.3	5.3			5.9	4.9	92		
	-011			5.9	4.9			5.1	4.1	84		
	-012			6.9	5.9			6.0	5.0	85		
	-013			6.3	5.3			5.9	4.9	92		
	-013008			5.0	4.0			4.7	3.7	92		
	-014			5.0	4.0			4.5	3.5	88		
	-015			5.3	4.3			4.9	3.9	91		

% Solid = Dry Wt. Tared/Wet Wt. Tared x 100

% Moisture = 100 - % Solid

QAT00209

Log ID: 9SR-05

Reviewed By: KC 5/21/08

Page: 0 0087

MITKEM CORP. % Moisture and % Solid Determination Logbook

Date In	Sample ID	Oven Temp. In	Tare Wt. (g)	Wet Wt. (g)	Wet Wt. Tared (g)	Date Out	Oven Temp. Out	Dry Wt. (g)	Dry Wt. Tared (g)	% Solids	Analyst	Calc. Checked
5-15-02	A0740	100°C	1.0	5.0	4.0	05-16-02	105	4.5	3.5	80	JD	
				5.7	4.7			5.1	4.1	87		
				6.3	5.3			6.0	5.0	94		
				5.4	4.4			4.8	3.8	86		
				5.0	4.0			4.7	3.7	92		
				5.8	4.8			5.0	4.0	83		
				7.9	6.9			7.2	6.2	91		
				6.2	5.2			5.5	4.5	86		
				5.9	4.9			5.4	4.4	90		
				5.8	4.8			5.2	4.2	82		
				6.4	5.4			5.5	4.5	94		
				5.5	4.5			4.8	3.8	84		
				5.9	4.9			5.2	4.2	86		
				7.9	6.9			7.0	6.0	87		
				7.1	6.1			6.7	5.7	93		
				8.4	7.4			7.7	6.7	90		
				5.3	4.3			5.0	4.0	93		
				7.3	6.3			6.4	5.4	86		
				7.3	6.3			6.7	5.7	90		
				8.0	7.0			6.9	5.9	84		
				7.6	6.6			6.4	5.4	97		
								NOT AVAILABLE	EMMUS			

% Solid = Dry Wt. Tared / Wet Wt. Tared x 100

% Moisture = 100 - % Solid

KC 5/16/02

Reviewed By:

MITKEM CORPORATION - PEST/PCB RUN LOGBOOK: INSTRUMENT E4

Date	Lab ID	Client ID.	Std. ID.	Method	Filename	Dilution	yes/no	Analyst	Comments
5/16/02	PRIME			COB	E4B33801		-	JPL	
	↓	↓	↓		02		↓		FCM OK N 5/11/02
	AR232A L3	AR1332AL3	PWS20110B		03		✓		
	AR1342A L1	AR1242AL1	PWS20204K		04		✓		
	↓	↓	J		05		✓		
	↓	↓	I		06		✓		
	↓	↓	H		07		✓		
	↓	↓	G		08		✓		
	↓	↓			09		✓		
	AR1248AL1	AR1248AL1	PWS20401D		10		✓		
	↓	↓	C		11		✓		
	↓	↓			12		✓		
	↓	↓			13		✓		
	↓	↓	A		14		✓		
	↓	↓			15		✓		
	AR2154AL1	AR1154AL1	PWS20204P		16		✓		
	↓	↓	O		17		✓		
	↓	↓	N		18		✓		
	↓	↓	M		19		✓		
	↓	↓	L		20		✓		
	AR1660AL1	AR1660AL1	PWS20205A		21		✓		
	↓	↓			22		✓		
	↓	↓	S		23		✓		
	↓	↓	R				✓		
	↓	↓	A				✓		

KC 5/21/02

Reviewed By:

MITKEM CORPORATION - PEST/PCB RUN LOGBOOK: INSTRUMENT E4

Date	Lab ID	Client ID.	Std. ID.	Method	Filename	Dilution	yes/no	Analyst	Comments
5/11/02	AR160A 25	-	-	CUP 6	6483824	-	✓	JPL	
	PIBLK	↓			25	↓	-		1248
	AR140-01A				26	20	✓		1248
	-02A				27	2	✓		1248
	-03A				28	10	✓		not 1248
	-04A				29	-	✓		1248
	-05A				30	2	✓		1248
	-06A				31	2	✓		1248
	-07A				32	20	✓		1248
	-08A				33	-	✓		1248
	-09A				34	↓	✓		1248
	✓ -10A				35	-	✓		1248 54/48
	PIBLK				36	-	-		
	AR140-01	AR140-01			37	-	✓		✓
	1248	1248			38	-	✓		✓
	1254	1254			39	-	✓		✓
	1660	1660			40	-	✓		✓
	PIBLK				41	-	-		NEO X 5
	AR140-11A				42	-	-		48, 54 no
	-02A				43	-	✓		NEO X 5
	-03A				44	-	-		OK! Best of both 1248
	✓ 14A				45	-	?		need 10x
	✓ 15A				46	-	-		✓

KC spin/m

Reviewed By:

MITKEM CORPORATION: Sample Receipt Tracking Logbook

Project	Date Received	Client	Storage Location	#s/ Analyst/ Date In	#s/ Analyst/ Date Out	#s/ Analyst/ Date In	#s/ Analyst/ Date Out	#s/ Analyst/ Date In	#s/ Analyst/ Date Out	#s/ Analyst/ Date In	#s/ Analyst/ Date Out	Dispose After	Date Disposed
A0736	5-11-02	DND	VOA LI	01-04 01-04	1-5 75 5-11-02	1-5 75 5-11-02						7-11-02	
A0737	5-13-02	GZA	SH 5-11-02 R1A1 VOA R2 M3MA F3	01-05 07-10 01-05 01-05 01-05	1-5, 7-9 DAS/15 1-5, 7-9 1005/17	1-5, 7-9 OF 5/16						7-13-02	
A0738	5-14-02	David Koores	6806	01-13	1-13 1-13 5/14	1-13 5/14						11-14-02	
A0739	5-14-02	DND	SH 5-14-02 VOA F2	01-07 01-06	1-6 88 5/14/02	Empty 88 5/14/02						7-14-02	
A0740	5-14-02	DND	SH 5-14-02 14	01-46	1-46 65 5/14/02	1-46 65 5/14/02						7-14-02	
			SH 5-14-02	5-14-02									

Reviewed By: KC Stein

MITKEM CORPORATION EXTRACTS TRANSFER LOGBOOK: PESTICIDES/PCB ANALYSIS

Date Transferred from Prep Lab	Lab ID	Transferred by	Received by	Storage Location	Comments
5/13/02	A0726 001	8P	JPL	RL	Pest/PCB
↓	↓ 002	↓	↓	↓	↓
↓	↓ 003	↓	↓	↓	↓
↓	P0508 Bw2	↓	SZ	P6	
↓	A0710 013	↓	↓	↓	
5/14/02	P0509 BS1	8P			
↓	A0710 011	↓	↓	↓	
↓	↓ 011ms	↓	↓	↓	
↓	↓ 011msD	↓	↓	↓	
↓	↓ 012	↓	↓	↓	
↓	B0514 BS1	↓	↓	↓	
↓	↓ 2S1	↓	↓	↓	
↓	A0740 001	↓	↓	↓	
↓	↓ 002	↓	↓	↓	
↓	↓ 003	↓	↓	↓	
↓	↓ 004	↓	↓	↓	
↓	↓ 005	↓	↓	↓	
↓	↓ 006	↓	↓	↓	
↓	↓ 007	↓	↓	↓	
↓	↓ 008	↓	↓	↓	
↓	↓ 009	↓	↓	↓	
↓	↓ 010	↓	↓	↓	
↓	↓ 011	↓	↓	↓	
↓	↓ 012	↓	↓	↓	
↓	↓ 012ms	↓	↓	↓	
↓	↓ 012msD	↓	↓	↓	
↓	↓ 013	↓	↓	↓	
↓	↓ 014	↓	↓	↓	
↓	↓ 015	↓	↓	↓	
↓	↓ 016	↓	↓	↓	
↓	↓ 017	↓	↓	↓	
↓	↓ 018	↓	↓	↓	
↓	↓ 018ms	↓	↓	↓	
↓	↓ 018msD	↓	↓	↓	

Log ID: 9PB-11
QAT00132

Reviewed By: SZ 05/16/02

Page: 0005

321

MITKEM CORPORATION EXTRACTS TRANSFER LOGBOOK: PESTICIDES/PCB ANALYSIS

Date Transferred from Prep Lab	Lab ID	Transferred by	Received by	Storage Location	Comments
5/14/02	A0740 019	SP	SZ	R6	
	↓ 020		↓	↓	
	B0514 BS2		JPL	R6	
	↓ LS2				
	A0740 021				
	022				
	023				
	024				
	025				
	026				
	026ms				
	026msD				
	027				
	028				
	029				
	030				
	031				
	032				
	033				
	034				
	035				
	036				
	036ms				
	036msD				
	037				
	038				
	039				
	↓ 040				
	B0509 BS3				
	↓ LS3				
	A0740 041				
	042				
	043				
	↓ 044				

Log ID: 9PB-11
QAT00132

Reviewed By: SZ 05/16/02

Page: 0006

322



* PCB Organics *

SDG B

FORM 2
SOIL PCB SURROGATE RECOVERY

Lab Name: MITKEM CORPORATION

Contract:

Lab Code: MITKEM

Case No.:

SAS No.:

SDG No.: A0740

GC Column(1): RTXCLPPEST 2 ID: 0.53 (mm) GC Column(2): RTXCLPPEST ID: 0.53 (mm)

	CLIENT SAMPLE NO.	TCX 1 %REC #	TCX 2 %REC #	DCB 1 %REC #	DCB 2 %REC #	OTHER (1)	OTHER (2)	TOT OUT
01	BBLK2A	106	97	112	105			0
02	B2ALCS	107	102	115	108			0
03	B-44 2-2	88	77	102	92			0
04	B-45 0-2	41D	37D	75	82			0
05	B-46 0-2	79	69	92	116			0
06	B-46 2-2MS	82	79	102	118			0
07	B-46 2-2MSD	79	75	97	113			0
08	B-47 0-2	84	75	114	122			0
09	B-47 2-2	81	76	101	152			0
10	B-48 0-2	84	74	104	118			0
11	B-48 2-2	78	69	99	111			0
12	B-49 0-2	76	67	106	100			0
13	B-50 0-2	89	82	110	118			0
14	B-50 2-2	93	86	115	117			0
15	B-32S10S1	91	85	122	116			0
16	B-32S10S2	93	85	122	117			0
17	B-32S10S2MS	100	91	110	102			0
18	B-32S10S2MSD	114	105	118	110			0
19	B-32S10S3	87	80	104	124			0
20	B-49 2-2	110	101	114	100			0
21	B-44 0-2	125	116	135	139			0
22	B-45 2-2	105	102	112	109			0
23	B-46 2-2	93	90	104	122			0
24	B-32S10S4	94	86	93	88			0
25	B-32W10S1	118	108	117	110			0
26	B-32W10S2	115	104	126	115			0
27								
28								
29								
30								

ADVISORY
QC LIMITS

S1 (TCX) = Tetrachloro-m-xylene (42-147)
S2 (DCB) = Decachlorobiphenyl (29-155)

Column to be used to flag recovery values
* Values outside of QC limits
D Surrogate diluted out

FORM 3
SOIL PCB LAB CONTROL SAMPLE

Lab Name: MITKEM CORPORATION Contract:
 Lab Code: MITKEM Case No.: SAS No.: SDG No.: A0740
 Matrix Spike - Sample No.: B2ALCS

COMPOUND	SPIKE ADDED (ug/Kg)	SAMPLE CONCENTRATION (ug/Kg)	LCS CONCENTRATION (ug/Kg)	LCS % REC #	QC. LIMITS REC.
Aroclor-1016	330		320	97	62-155
Aroclor-1260	330		330	100	56-173

Column to be used to flag recovery and RPD values with an asterisk

* Values outside of QC limits

RPD: 0 out of 0 outside limits

Spike Recovery: 0 out of 2 outside limits

COMMENTS: _____

FORM 3
SOIL PCB MATRIX SPIKE/MATRIX SPIKE DUPLICATE RECOVERY

Lab Name: MITKEM CORPORATION Contract:
 Lab Code: MITKEM Case No.: SAS No.: SDG No.: A0740
 Matrix Spike - Sample No.: B-32S10S2

COMPOUND	SPIKE ADDED (ug/Kg)	SAMPLE CONCENTRATION (ug/Kg)	MS CONCENTRATION (ug/Kg)	MS % REC #	QC. LIMITS REC.
Aroclor-1016	360	0.00	1100	306*	62-155
Aroclor-1260	360	0.00	460	128	56-173

COMPOUND	SPIKE ADDED (ug/Kg)	MSD CONCENTRATION (ug/Kg)	MSD % REC #	% RPD #	QC LIMITS RPD	REC.
Aroclor-1016	370	1000	270*	12	40	62-155
Aroclor-1260	370	500	135	5	40	56-173

Column to be used to flag recovery and RPD values with an asterisk

* Values outside of QC limits

RPD: 0 out of 2 outside limits
 Spike Recovery: 2 out of 4 outside limits

COMMENTS: _____

FORM 3
SOIL PCB MATRIX SPIKE/MATRIX SPIKE DUPLICATE RECOVERY

Lab Name: MITKEM CORPORATION Contract:
 Lab Code: MITKEM Case No.: SAS No.: SDG No.: A0740
 Matrix Spike - Sample No.: B-46 2-2

COMPOUND	SPIKE ADDED (ug/Kg)	SAMPLE CONCENTRATION (ug/Kg)	MS CONCENTRATION (ug/Kg)	MS % REC #	QC. LIMITS REC.
Aroclor-1016	350	0.00	350	100	62-155
Aroclor-1260	350	0.00	330	94	56-173

COMPOUND	SPIKE ADDED (ug/Kg)	MSD CONCENTRATION (ug/Kg)	MSD % REC #	% RPD #	QC LIMITS RPD	REC.
Aroclor-1016	350	340	97	3	40	62-155
Aroclor-1260	350	330	94	0	40	56-173

Column to be used to flag recovery and RPD values with an asterisk

* Values outside of QC limits

RPD: 0 out of 2 outside limits
 Spike Recovery: 0 out of 4 outside limits

COMMENTS: _____

FORM 4
PCB METHOD BLANK SUMMARY

CLIENT SAMPLE NO.

BBLK2A

Lab Name: MITKEM CORPORATION

Contract:

Lab Code: MITKEM Case No.:

SAS No.:

SDG No.: A0740

Lab Sample ID: B0514-BS2

Lab File ID: E2D0486F

Matrix (soil/water) SOIL

Extraction: (SepF/Cont/Sonc) SONC

Sulfur Cleanup (Y/N) Y

Date Extracted: 05/14/02

Date Analyzed (1): 05/15/02

Date Analyzed (2): 05/15/02

Time Analyzed (1): 1241

Time Analyzed (2): 1241

Instrument ID (1): E2

Instrument ID (2): E2

GC Column (1): RTXCLPPEST 2 ID: 0.53(mm) GC Column (2): RTXCLPPEST ID: 0.53(mm)

THIS METHOD BLANK APPLIES TO THE FOLLOWING SAMPLES, MS and MSD:

	SAMPLE NO.	LAB SAMPLE ID	DATE ANALYZED 1	DATE ANALYZED 2
01	B2ALCS	B0514-LS2	05/15/02	05/15/02
02	B-44 2-2	A0740-22A	05/15/02	05/15/02
03	B-45 0-2	A0740-23A	05/15/02	05/15/02
04	B-46 0-2	A0740-25A	05/15/02	05/15/02
05	B-46 2-2MS	A0740-26AMS	05/15/02	05/15/02
06	B-46 2-2MSD	A0740-26AMSD	05/15/02	05/15/02
07	B-47 0-2	A0740-27A	05/15/02	05/15/02
08	B-47 2-2	A0740-28A	05/15/02	05/15/02
09	B-48 0-2	A0740-29A	05/16/02	05/16/02
10	B-48 2-2	A0740-30A	05/16/02	05/16/02
11	B-49 0-2	A0740-31A	05/16/02	05/16/02
12	B-50 0-2	A0740-33A	05/16/02	05/16/02
13	B-50 2-2	A0740-34A	05/16/02	05/16/02
14	B-32S10S1	A0740-35A	05/16/02	05/16/02
15	B-32S10S2	A0740-36A	05/16/02	05/16/02
16	B-32S10S2MS	A0740-36AMS	05/16/02	05/16/02
17	B-32S10S2MSD	A0740-36AMSD	05/16/02	05/16/02
18	B-32S10S3	A0740-37A	05/16/02	05/16/02
19	B-49 2-2	A0740-32A	05/16/02	05/16/02
20	B-44 0-2	A0740-21A	05/16/02	05/16/02
21	B-45 2-2	A0740-24A	05/16/02	05/16/02
22	B-46 2-2	A0740-26A	05/16/02	05/16/02
23	B-32S10S4	A0740-38A	05/16/02	05/16/02
24	B-32W10S1	A0740-39A	05/16/02	05/16/02
25	B-32W10S2	A0740-40A	05/17/02	05/17/02
26				

COMMENTS: _____

FORM 1
PCB ORGANICS ANALYSIS DATA SHEET

CLIENT SAMPLE NO.

B-32S10S1

Lab Name: MITKEM CORPORATION

Contract:

Lab Code: MITKEM Case No.:

SAS No.:

SDG No.: A0740

Matrix: (soil/water) SOIL

Lab Sample ID: A0740-35A

Sample wt/vol: 30.2 (g/mL) G

Lab File ID: E2D0520F

% Moisture: 3 decanted: (Y/N) N

Date Received: 05/14/02

Extraction: (SepF/Cont/Sonc) SONC

Date Extracted: 05/14/02

Concentrated Extract Volume: 10000(uL)

Date Analyzed: 05/16/02

Injection Volume: 1.0(uL)

Dilution Factor: 10.0

GPC Cleanup: (Y/N) N pH: ___

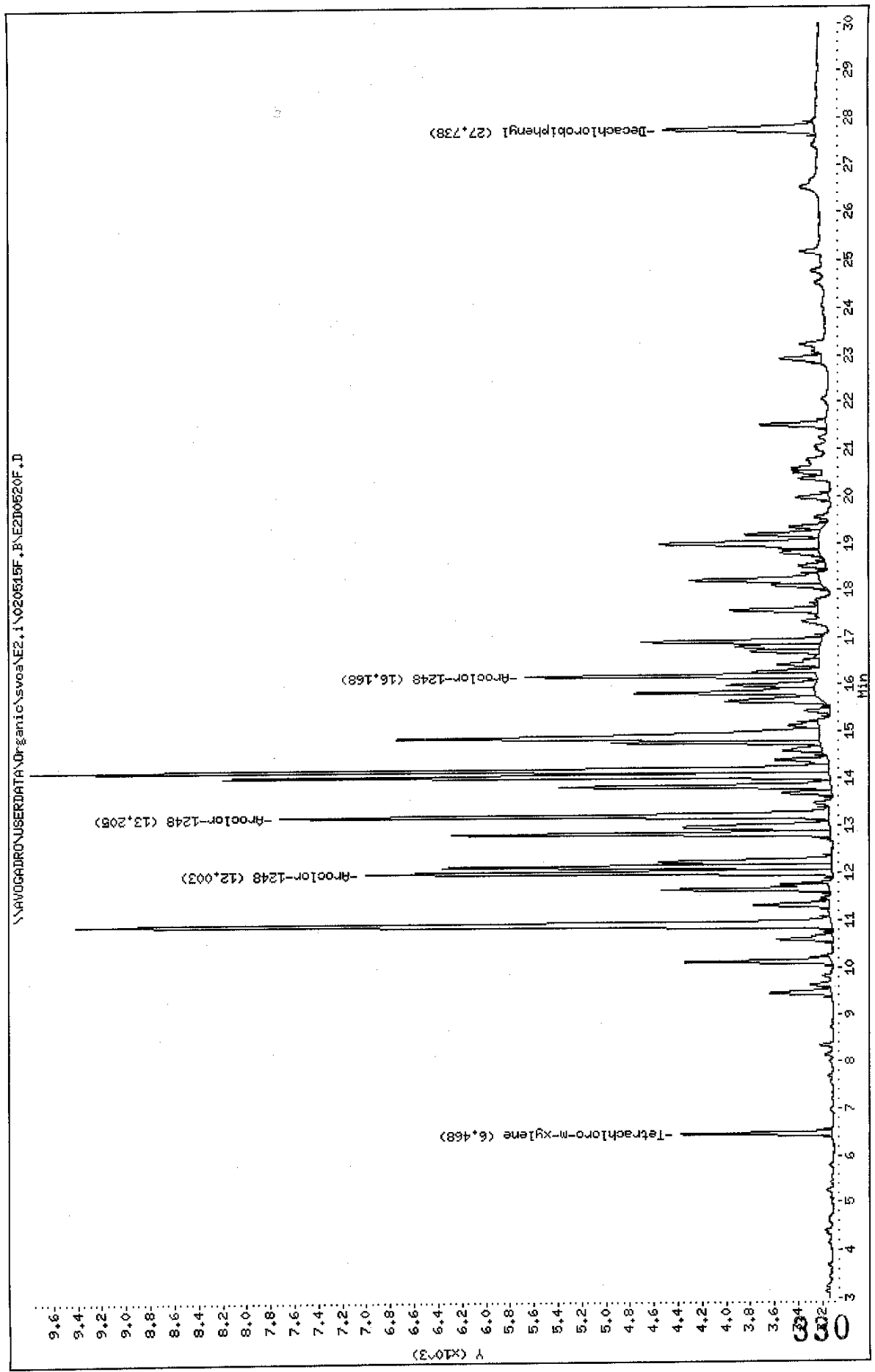
Sulfur Cleanup: (Y/N) Y

CAS NO. COMPOUND CONCENTRATION UNITS:
(ug/L or ug/Kg) UG/KG Q

12674-11-2-----	Aroclor-1016	340	U
11104-28-2-----	Aroclor-1221	340	U
11141-16-5-----	Aroclor-1232	340	U
53469-21-9-----	Aroclor-1242	340	U
12672-29-6-----	Aroclor-1248	1200	
11097-69-1-----	Aroclor-1254	340	U
11096-82-5-----	Aroclor-1260	340	U

Data File: \\AV006ADRO\USERDATA\Organic\svos\E2.1\020515F.B\E2D0520F.D
 Date : 16-MAY-2002 06:46
 Client ID: B-32810S1
 Sample Info: A0740-35A,B-32810S1,B0514-B62.pcb.sub.,10
 Volume Injected (uL): 1.0
 Column phase: RtxCLPPest 2

Instrument: E2.1
 Operator: CHL
 Column diameter: 0.53

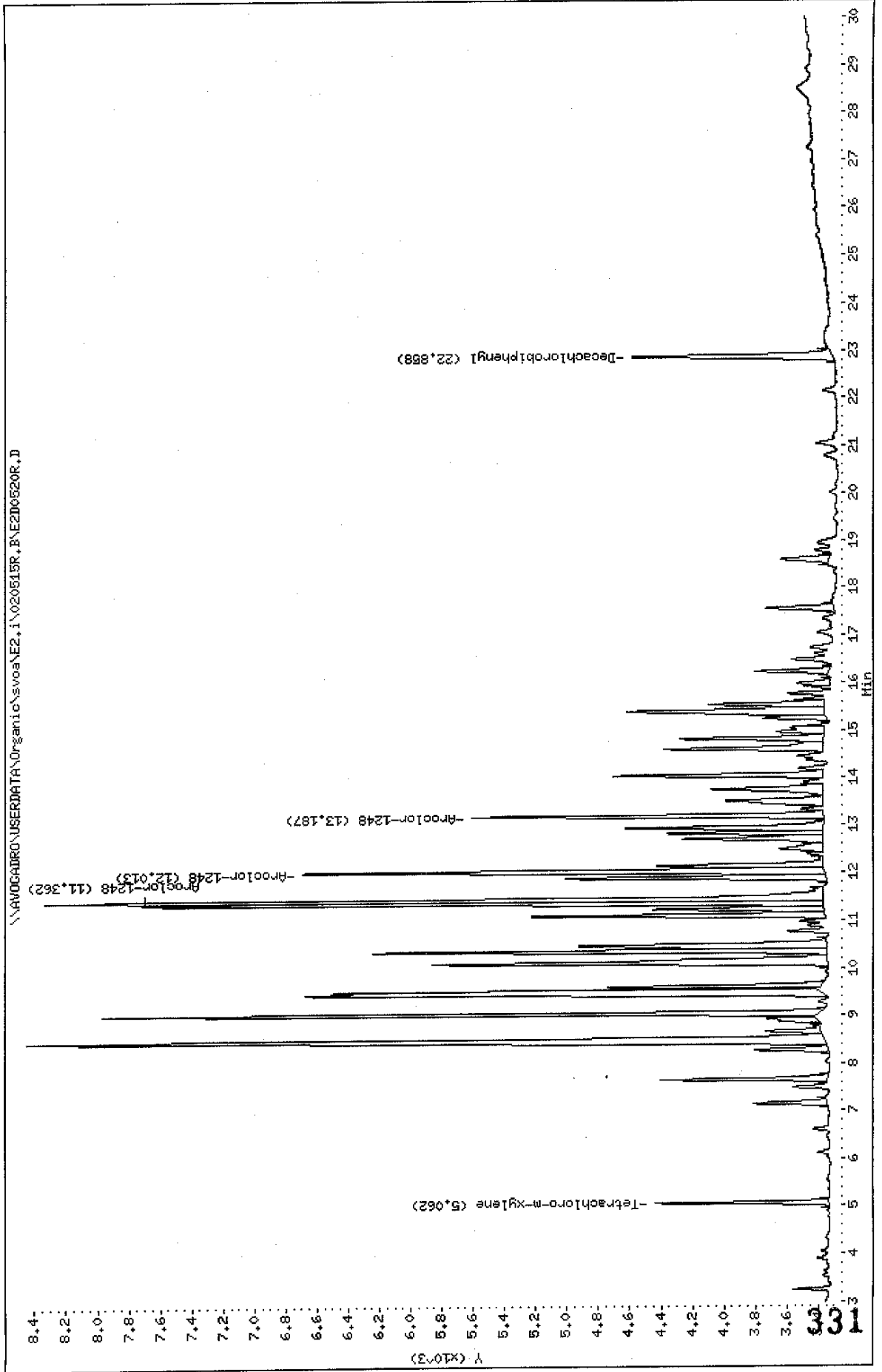


Data File: \\AVOCADRO\USERDATA\Organic\svos\E2.i\020515R.BAE2D0520R.D
Date : 16-MAY-2002 06:46
Client ID: B-32S10S1
Sample Info: A0740-35A,B-32S10S1,B0514-BS2,pcb.sub.,10
Volume Injected (uL): 1.0
Column phase: RtxCLPPest

Instrument: E2.i

Operator: GHL

Column diameter: 0.53



Data File: E2D0520F.D
 Report Date: 20-May-2002 10:55

Mitkem Corporation

Sample #1 : \\AVOGADRO\USERDATA\Organic\svoa\E2.i\020515F.B\E2D0520F.D
 Sample #2 : \\AVOGADRO\USERDATA\Organic\svoa\E2.i\020515R.B\E2D0520R.D
 Inj Date : 16-MAY-2002 06:46
 Sample Info: A0740-35A,B-32S10S1,B0514-BS2,pcb.sub,,10
 Misc Info : 0,,,2,,,,,,14-MAY-02,14-MAY-02,A0740
 Cal Date : 20-MAY-2002 07:47
 Operator : GML
 Inst ID : E2.i
 Dil Factor : 10.000000

Method #1 : \\AVOGADRO\USERDATA\Organic\svoa\E2.i\020515F.B\E2_PCB_F.m
 Method #2 : \\AVOGADRO\USERDATA\Organic\svoa\E2.i\020515R.B\E2_PCB_R.m
 Sub List #1 : pcb.sub
 Sub List #2 : pcb.sub
 Col #1 Phase : RtxCLPPest 2
 Col #2 Phase : RtxCLPPest

Concentration Formula: $Amt * DF * Uf * Vt / (Vi * Ws * (100 - M) / 100)$

Name	Value	Description
DF	10.000	Dilution Factor
Uf	1.000	Correction factor
Vt	10000.000	Volume of final extract (uL) (1000 low, 2)
Vi	1.000	Volume injected (uL)
Ws	30.200	Weight of sample extracted (g)
M	3.000	% Moisture

Compound	RT#1	RT#2	Resp#1	Resp#2	Conc#1 (ug/Kg)	Conc#2 (ug/Kg)	Target Range	Ratio
Tetrachloro-m-xylene	6.468	5.062	1253	1108	12	12		100.00(a)
Decachlorobiphenyl	27.738	22.858	1261	1273	17	16		100.00(a)
Aroclor-1248	12.003	11.362	3897	4343	1200	1100	80.00- 120.00	100.00
	13.205	12.013	4588	3335	1300	1200	90.53- 130.53	117.73
	16.168	13.187	2420	2245	1100	1200	51.03- 91.03	62.10
Average of Peak Amounts =					1200	1200		

QC Flag Legend

a - Target compound detected but, quantitated amount
 Below Limit Of Quantitation(BLOQ).

FORM 1
PCB ORGANICS ANALYSIS DATA SHEET

CLIENT SAMPLE NO.

B-32S10S2

Lab Name: MITKEM CORPORATION Contract:
 Lab Code: MITKEM Case No.: SAS No.: SDG No.: A0740
 Matrix: (soil/water) SOIL Lab Sample ID: A0740-36A
 Sample wt/vol: 30.5 (g/mL) G Lab File ID: E2D0521F
 % Moisture: 10 decanted: (Y/N) N Date Received: 05/14/02
 Extraction: (SepF/Cont/Sonc) SONC Date Extracted: 05/14/02
 Concentrated Extract Volume: 10000 (uL) Date Analyzed: 05/16/02
 Injection Volume: 1.0 (uL) Dilution Factor: 10.0
 GPC Cleanup: (Y/N) N pH: ___ Sulfur Cleanup: (Y/N) Y

CAS NO.	COMPOUND	CONCENTRATION UNITS:	
		(ug/L or ug/Kg)	UG/KG Q
12674-11-2-----	Aroclor-1016	360	U
11104-28-2-----	Aroclor-1221	360	U
11141-16-5-----	Aroclor-1232	360	U
53469-21-9-----	Aroclor-1242	360	U
12672-29-6-----	Aroclor-1248	2000	
11097-69-1-----	Aroclor-1254	360	U
11096-82-5-----	Aroclor-1260	360	U

Data File: \\AVOGADRON\USERDATA\Organic\svos\E2.i\020515F.B\E2D0521F.D

Date : 16-MAY-2002 07:19

Client ID: B-32810S2

Sample Info: A0740-36A,B-32810S2,E0514-BS2,pcb,sub,,10


Volume Injected (uL): 1.0

Column phase: RtxCLPPest 2

Instrument: E2.i

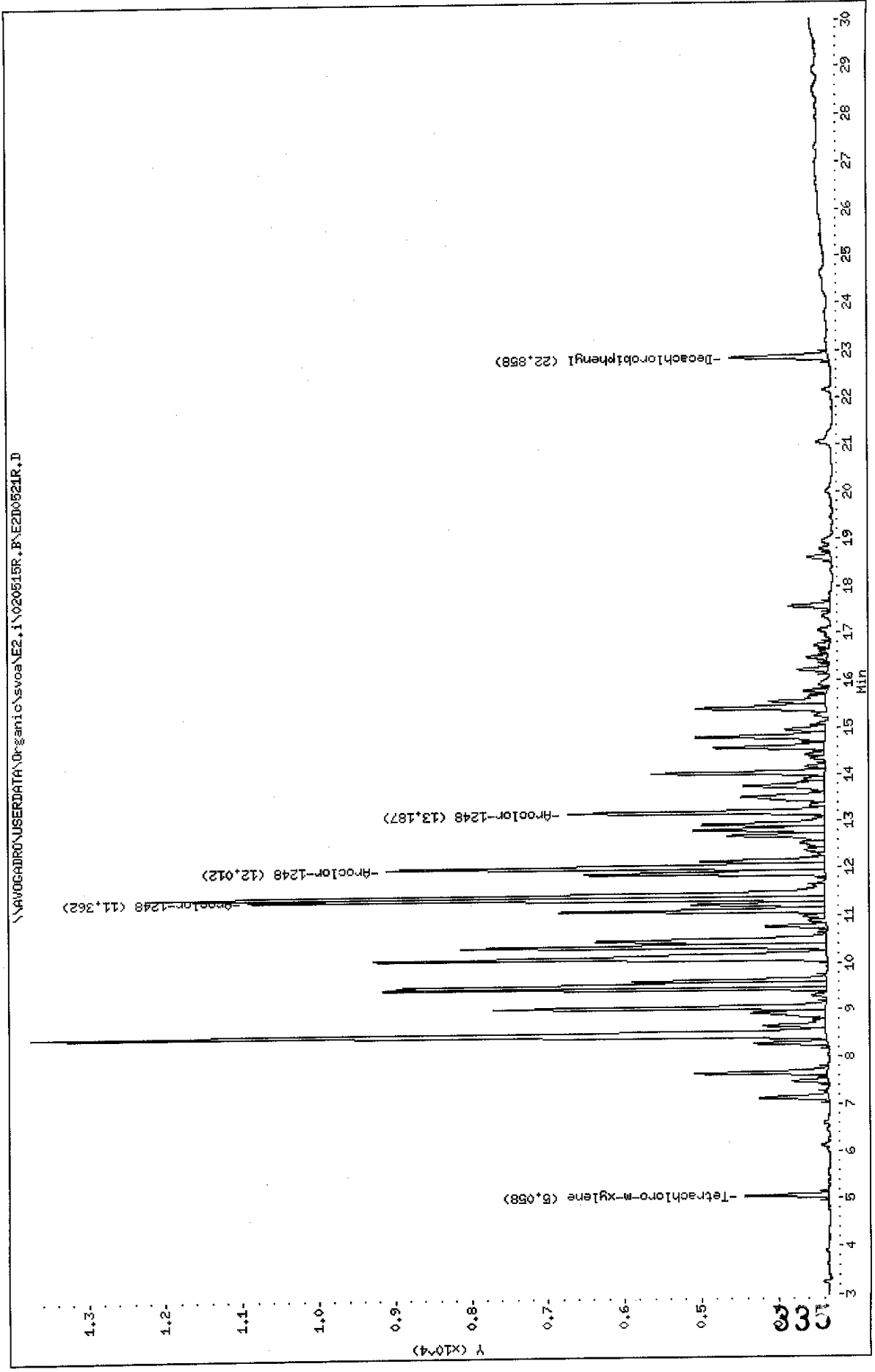
Operator: CHL

Column diameter: 0.53



Data File: \\NAVOGADRO\USERDATA\Organic\svoa\NE2.i\020515R.F\E2D0521R.D
Date: 16-MAY-2002 07:19
Client ID: B-32810S2
Sample Info: A0740-36A,B-32810S2,B0514-B62,pcb,sub,,10
Volume Injected (uL): 1.0
Column phase: RtxCLPPest

Instrument: E2.i
Operator: CHL
Column diameter: 0.53



Data File: E2D0521F.D
 Report Date: 20-May-2002 12:25

Mitkem Corporation

Sample #1 : \\AVOGADRO\USERDATA\Organic\svoa\E2.i\020515F.B\E2D0521F.D
 Sample #2 : \\AVOGADRO\USERDATA\Organic\svoa\E2.i\020515R.B\E2D0521R.D
 Inj Date : 16-MAY-2002 07:19
 Sample Info: A0740-36A,B-32S10S2,B0514-BS2,pcb.sub,,10
 Misc Info : 0,,,2,,,,,,14-MAY-02,14-MAY-02,A0740
 Cal Date : 20-MAY-2002 07:47
 Operator : GML
 Inst ID : E2.i
 Dil Factor : 10.000000

Method #1 : \\AVOGADRO\USERDATA\Organic\svoa\E2.i\020515F.B\E2_PCB_F.m
 Method #2 : \\AVOGADRO\USERDATA\Organic\svoa\E2.i\020515R.B\E2_PCB_R.m
 Sub List #1 : pcb.sub
 Sub List #2 : pcb.sub
 Col #1 Phase : RtxCLPPest 2
 Col #2 Phase : RtxCLPPest

Concentration Formula: $Amt * DF * Uf * Vt / (Vi * Ws * (100 - M) / 100)$

Name	Value	Description
DF	10.000	Dilution Factor
Uf	1.000	Correction factor
Vt	10000.000	Volume of final extract (uL) (1000 low, 2
Vi	1.000	Volume injected (uL)
Ws	30.500	Weight of sample extracted (g)
M	10.000	% Moisture

Compound	RT#1	RT#2	Resp#1	Resp#2	Conc#1 (ug/Kg)	Conc#2 (ug/Kg)	Target Range	Ratio
Tetrachloro-m-xylene	6.465	5.058	1273	1104	14	12		100.00 (a)
Decachlorobiphenyl	27.742	22.858	1258	1284	18	17		100.00 (a)
Aroclor-1248	12.002	11.362	6708	7534	2200	2100	80.00- 120.00	100.00
	13.203	12.012	8032	5723	2500	2200	90.53- 130.53	119.74
	16.165	13.187	4023	3361	1900	1900	51.03- 91.03	59.97
Average of Peak Amounts =					2200	2100		

Handwritten note: 2100

QC Flag Legend

a - Target compound detected but, quantitated amount
 Below Limit Of Quantitation(BLOQ).

FORM 1
PCB ORGANICS ANALYSIS DATA SHEET

CLIENT SAMPLE NO.

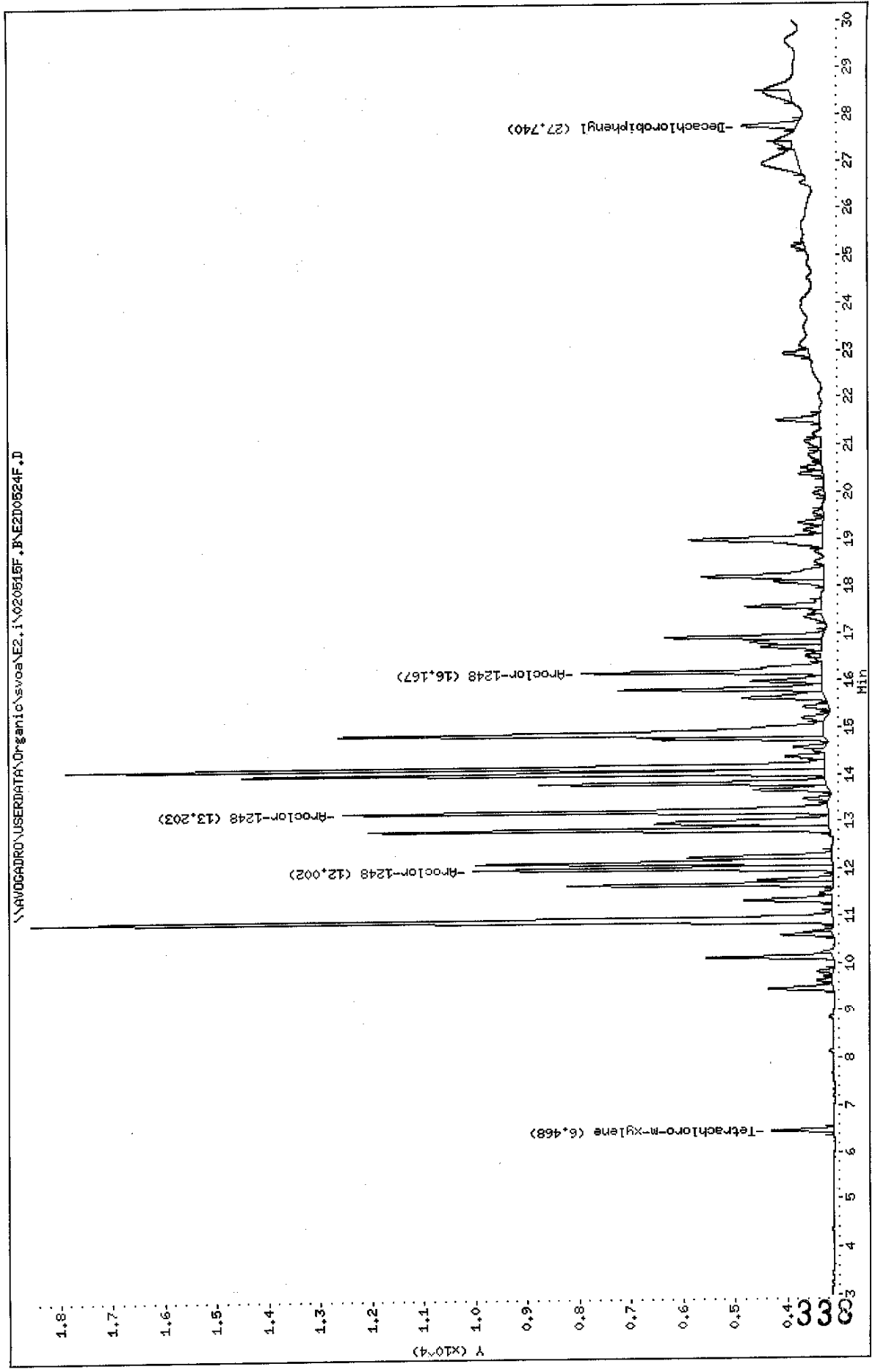
B-32S10S3

Lab Name: MITKEM CORPORATION Contract:
 Lab Code: MITKEM Case No.: SAS No.: SDG No.: A0740
 Matrix: (soil/water) SOIL Lab Sample ID: A0740-37A
 Sample wt/vol: 30.0 (g/mL) G Lab File ID: E2D0524F
 % Moisture: 11 decanted: (Y/N) N Date Received: 05/14/02
 Extraction: (SepF/Cont/Sonc) SONC Date Extracted: 05/14/02
 Concentrated Extract Volume: 10000 (uL) Date Analyzed: 05/16/02
 Injection Volume: 1.0 (uL) Dilution Factor: 10.0
 GPC Cleanup: (Y/N) N pH: ___ Sulfur Cleanup: (Y/N) Y

CAS NO.	COMPOUND	CONCENTRATION UNITS: (ug/L or ug/Kg) UG/KG		Q
12674-11-2-----	Aroclor-1016	370	U	
11104-28-2-----	Aroclor-1221	370	U	
11141-16-5-----	Aroclor-1232	370	U	
53469-21-9-----	Aroclor-1242	370	U	
12672-29-6-----	Aroclor-1248	2500		
11097-69-1-----	Aroclor-1254	370	U	
11096-82-5-----	Aroclor-1260	370	U	

Data File: \\NAV06ADRO\USERDATA\Organic\svoa\E2.i\020515F.B\E2D0524F.D
Date : 16-MAY-2002 08:58
Client ID: B-3281053
Sample Info: A0740-37A,B-3281053,B0514-BS2,pcb,sub,,10
Volume Injected (uL): 1.0
Column phase: RtxCLPFest 2

Instrument: E2.i
Operator: CHL
Column diameter: 0.53



Data File: \\AVOCADRO\USERDATA\Organic\svoa\E2.i\020515R.B\E2D0524R.D

Date : 16-MAY-2002 08:58

Client ID: B-3251063

Sample Info: A0740-37A,B-3251063,B0514-BS2.pcb.sub.,10

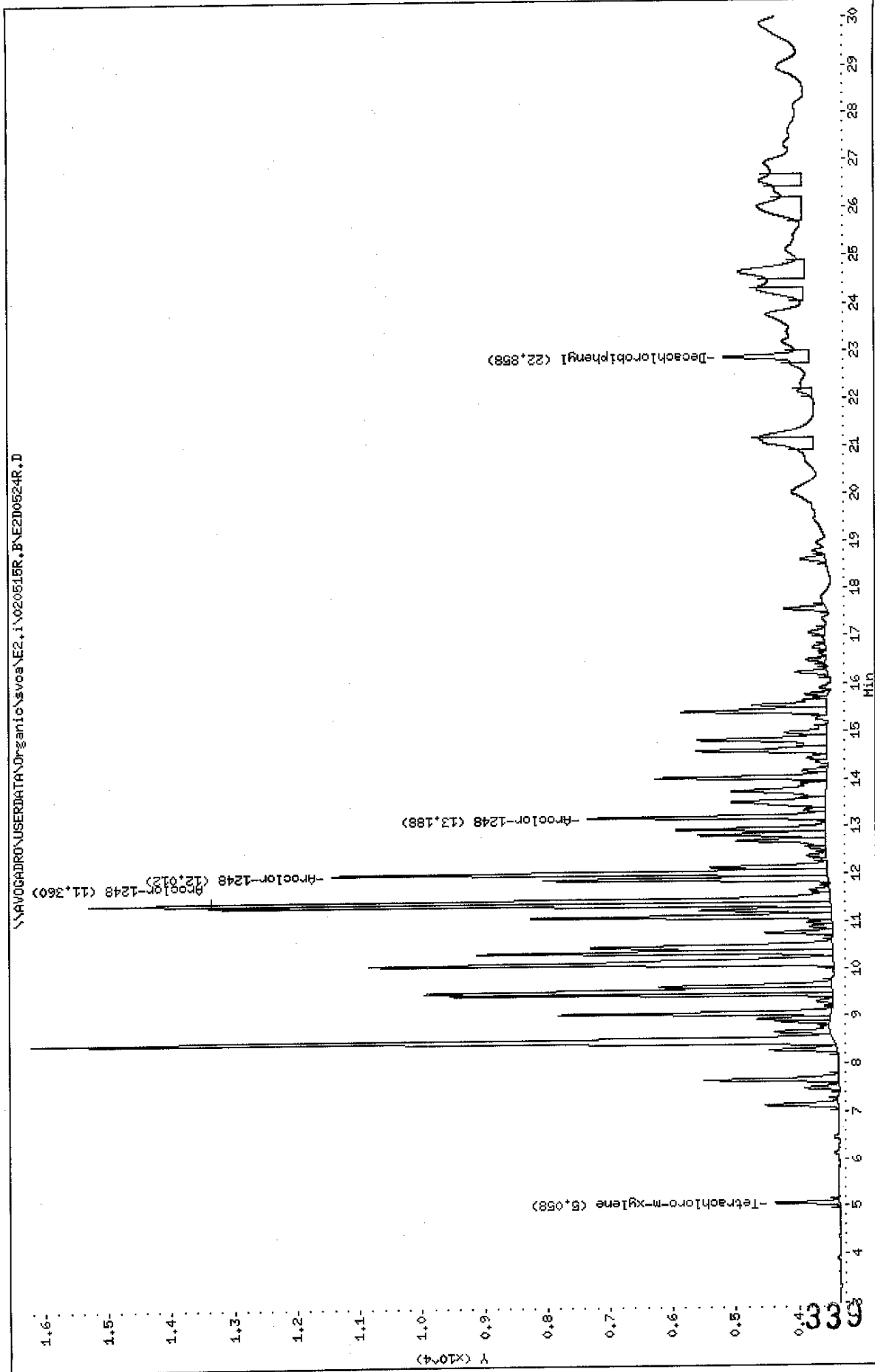
Volume Injected (uL): 1.0

Column phase: Rt:xDLPPest

Instrument: E2.i

Operator: CHL

Column diameter: 0.53



Data File: E2D0524F.D
 Report Date: 20-May-2002 10:34

Mitkem Corporation

Sample #1 : \\AVOGADRO\USERDATA\Organic\svoa\E2.i\020515F.B\E2D0524F.D
 Sample #2 : \\AVOGADRO\USERDATA\Organic\svoa\E2.i\020515R.B\E2D0524R.D
 Inj Date : 16-MAY-2002 08:58
 Sample Info: A0740-37A,B-32S10S3,B0514-BS2,pcb.sub,,10
 Misc Info : 0,,,2,,,,,,14-MAY-02,14-MAY-02,A0740
 Cal Date : 17-MAY-2002 09:44
 Operator : GML
 Inst ID : E2.i
 Dil Factor : 10.000000

Method #1 : \\AVOGADRO\USERDATA\Organic\svoa\E2.i\020515F.B\E2_PCB_F.m
 Method #2 : \\AVOGADRO\USERDATA\Organic\svoa\E2.i\020515R.B\E2_PCB_R.m
 Sub List #1 : pcb.sub
 Sub List #2 : pcb.sub
 Col #1 Phase : RtxCLPPest 2
 Col #2 Phase : RtxCLPPest

Concentration Formula: $Amt * DF * UF * Vt / (Vi * Ws * (100 - M) / 100)$

Name	Value	Description
DF	10.000	Dilution Factor
UF	1.000	Correction factor
Vt	10000.000	Volume of final extract (uL) (1000 low, 2
Vi	1.000	Volume injected (uL)
Ws	30.000	Weight of sample extracted (g)
M	11.000	% Moisture

Compound	RT#1	RT#2	Resp#1	Resp#2	Conc#1 (ug/Kg)	Conc#2 (ug/Kg)	Target Range	Ratio
Tetrachloro-m-xylene	6.468	5.058	1198	1036	13	12		100.00(a)
Decachlorobiphenyl	27.740	22.858	1075	1361	16	19		100.00(a)
Aroclor-1248	12.002	11.360	6912	9927	2400	2800	80.00- 120.00	100.00
	13.203	12.012	9372	7892	3000	3100	90.53- 130.53	135.59
	16.167	13.188	4613	3807	2300	2200	51.03- 91.03	66.74
Average of Peak Amounts =					2600	2700		

QC Flag Legend

a - Target compound detected but, quantitated amount
 Below Limit Of Quantitation(BLOQ).

FORM 1
PCB ORGANICS ANALYSIS DATA SHEET

CLIENT SAMPLE NO.

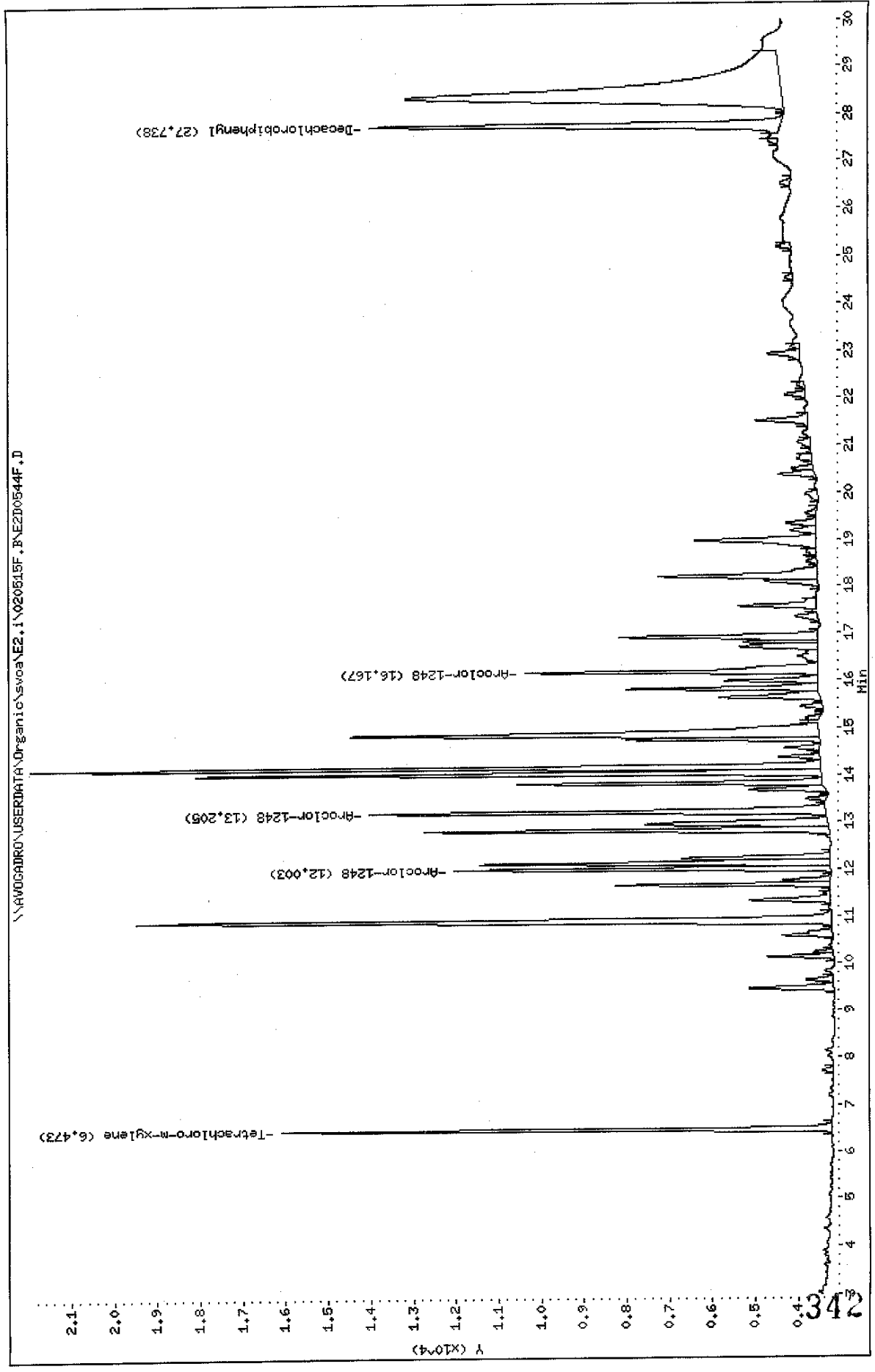
B-32S10S4

Lab Name: MITKEM CORPORATION Contract:
 Lab Code: MITKEM Case No.: SAS No.: SDG No.: A0740
 Matrix: (soil/water) SOIL Lab Sample ID: A0740-38A
 Sample wt/vol: 30.3 (g/mL) G Lab File ID: E2D0544F
 % Moisture: 10 decanted: (Y/N) N Date Received: 05/14/02
 Extraction: (SepF/Cont/Sonc) SONC Date Extracted: 05/14/02
 Concentrated Extract Volume: 10000 (uL) Date Analyzed: 05/16/02
 Injection Volume: 1.0 (uL) Dilution Factor: 1.0
 GPC Cleanup: (Y/N) N pH: _____ Sulfur Cleanup: (Y/N) Y

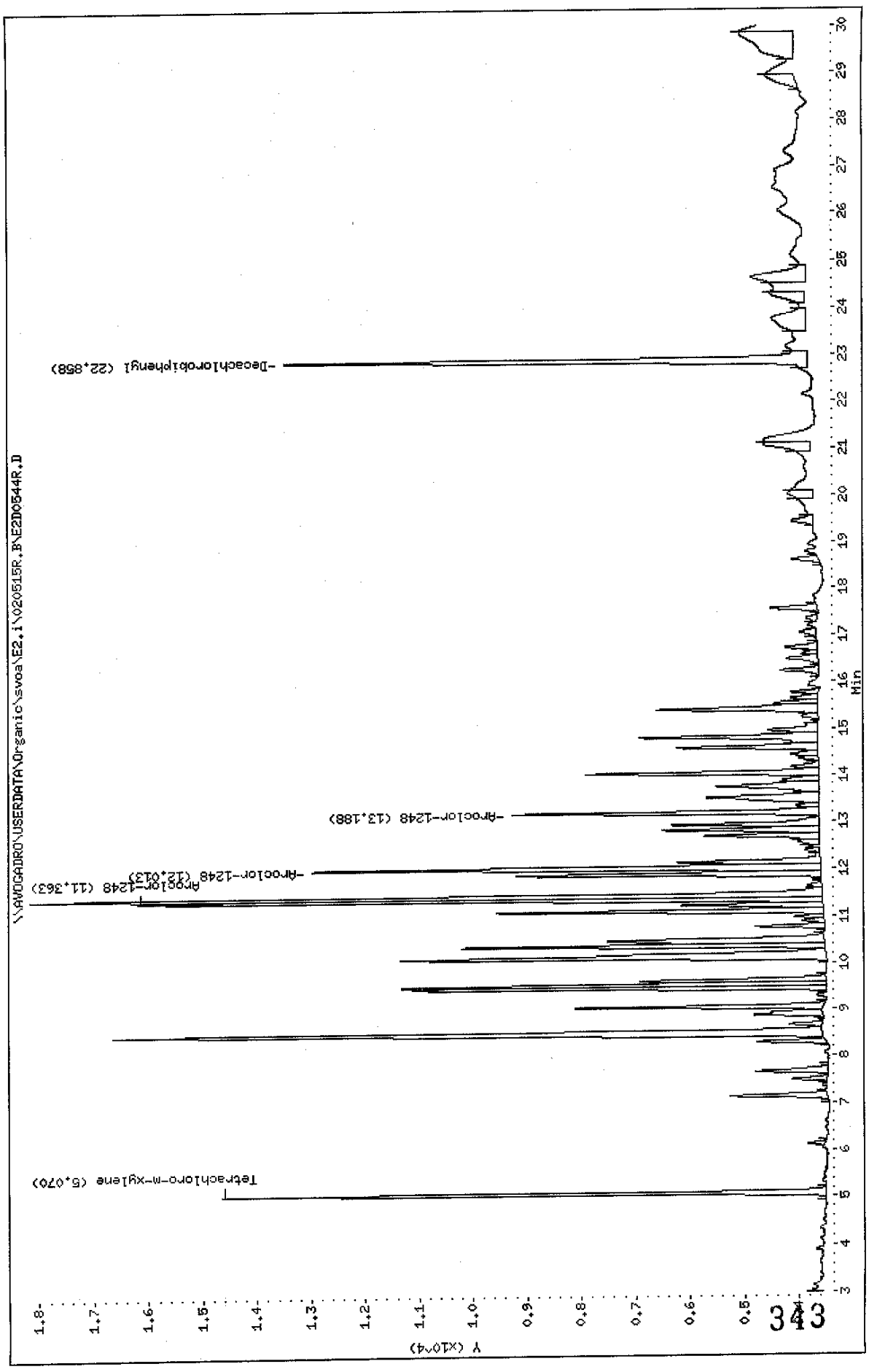
CAS NO.	COMPOUND	CONCENTRATION UNITS: (ug/L or ug/Kg) UG/KG	
12674-11-2-----	Aroclor-1016	37	U
11104-28-2-----	Aroclor-1221	37	U
11141-16-5-----	Aroclor-1232	37	U
53469-21-9-----	Aroclor-1242	37	U
12672-29-6-----	Aroclor-1248	320	
11097-69-1-----	Aroclor-1254	37	U
11096-82-5-----	Aroclor-1260	37	U

Data File: \\AV06ADR0\USERDATA\Organic\svoa\E2.i\020515F,BAE2D0544F.D
Date : 16-MAY-2002 21:33
Client ID: B-32S1084
Sample Info: 60740-38A,B-32S1084,B0514-382,pcb.sub,,
Volume Injected (uL): 1.0
Column phase: RtxCLPPest 2

Instrument: E2.i
Operator: GHL
Column diameter: 0.53



Data File: \\AVOICADRO\USERDATA\Organic\svoa\E2.i\020515R.BAE2D0544R.D
 Date: 16-MAY-2002 21:33
 Client ID: B-32S10S4
 Sample Info: R0740-384.B-32S10S4.B0514-B52.pcb.sub.,,
 Volume Injected (uL): 1.0
 Column phase: RtxCLPPest
 Instrument: E2.i
 Operator: GHL
 Column diameter: 0.53



Data File: E2D0544F.D
 Report Date: 20-May-2002 10:35

Mitkem Corporation

Sample #1 : \\AVOGADRO\USERDATA\Organic\svoa\E2.i\020515F.B\E2D0544F.D
 Sample #2 : \\AVOGADRO\USERDATA\Organic\svoa\E2.i\020515R.B\E2D0544R.D
 Inj Date : 16-MAY-2002 21:33
 Sample Info: A0740-38A,B-32S10S4,B0514-BS2,pcb.sub,,
 Misc Info : 0,,,2,,,,,,14-MAY-02,14-MAY-02,A0740
 Cal Date : 17-MAY-2002 09:44
 Operator : GML
 Inst ID : E2.i
 Dil Factor : 1.000000

Method #1 : \\AVOGADRO\USERDATA\Organic\svoa\E2.i\020515F.B\E2_PCB_F.m
 Method #2 : \\AVOGADRO\USERDATA\Organic\svoa\E2.i\020515R.B\E2_PCB_R.m
 Sub List #1 : pcb.sub
 Sub List #2 : pcb.sub
 Col #1 Phase : RtxCLPPest 2
 Col #2 Phase : RtxCLPPest

Concentration Formula: $Amt * DF * Uf * Vt / (Vi * Ws * (100 - M) / 100)$

Name	Value	Description
DF	1.000	Dilution Factor
Uf	1.000	Correction factor
Vt	10000.000	Volume of final extract (uL) (1000 low, 2
Vi	1.000	Volume injected (uL)
Ws	30.300	Weight of sample extracted (g) /
M	10.000	% Moisture //

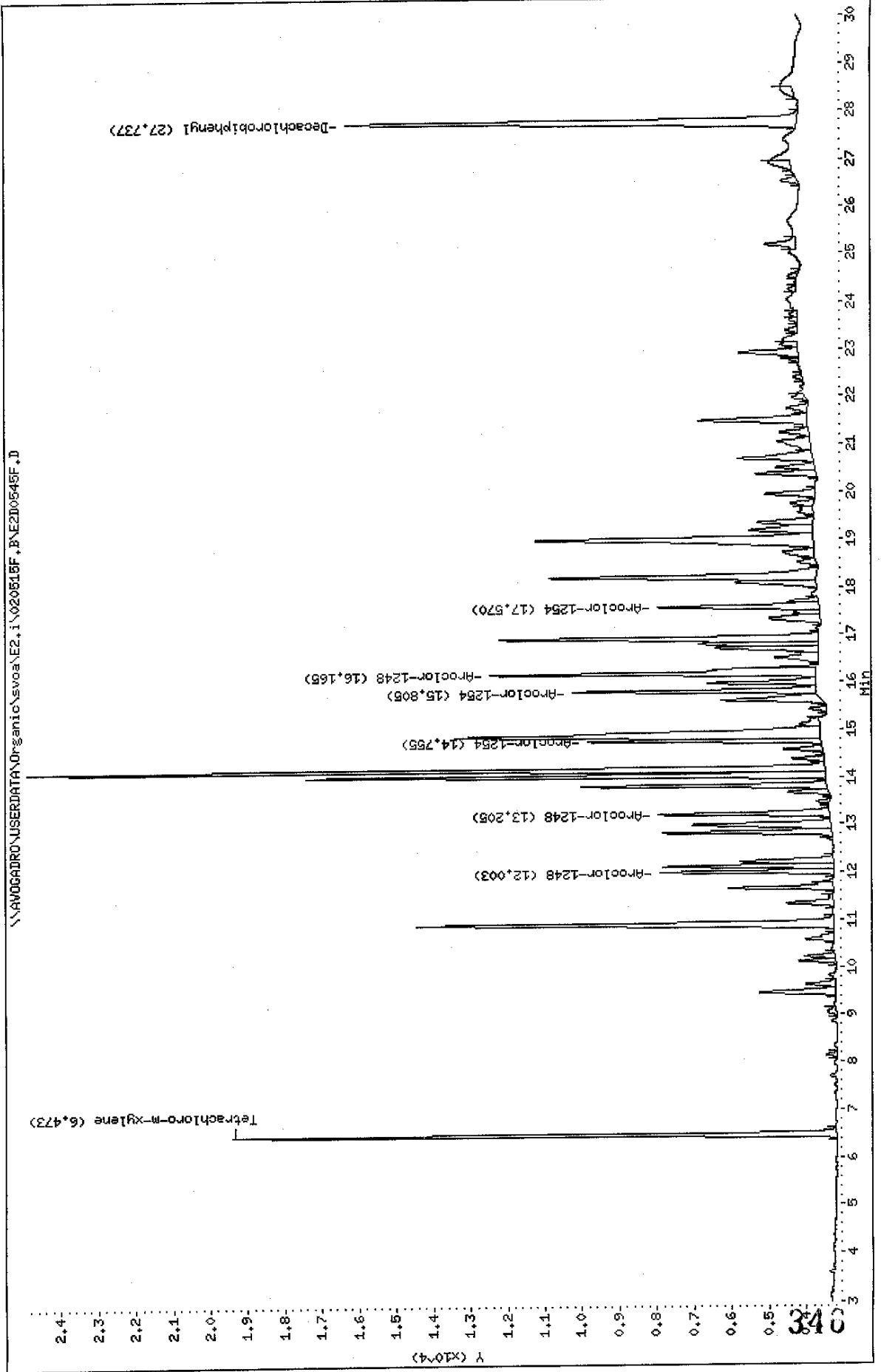
Compound	RT#1	RT#2	Resp#1	Resp#2	Conc#1 (ug/Kg)	Conc#2 (ug/Kg)	Target Range	Ratio
Tetrachloro-m-xylene	6.473	5.070	12913	11151	14	13		100.00
Decachlorobiphenyl	27.738	22.858	9623	9668	14	13		100.00
Aroclor-1248	12.003	11.363	8829	12632	300	350	80.00- 120.00	100.00
	13.205	12.013	10699	9385	330	360	90.53- 130.53	121.18
	16.167	13.188	6839	5658	330	320	51.03- 91.03	77.46
Average of Peak Amounts =					320	340		

Data File: \\AVOGADRO\USERDATA\Organic\svoa\E2.1\020515F.BAE2D0545F.D
 Date: 16-MAY-2002 22:06
 Client ID: B-32M10S1
 Sample Info: A0740-39A,B-32M10S1,B0514-B52,pcb.sub,,
 Volume Injected (uL): 1.0
 Column phase: Rt:CLPPest 2

Instrument: E2.1

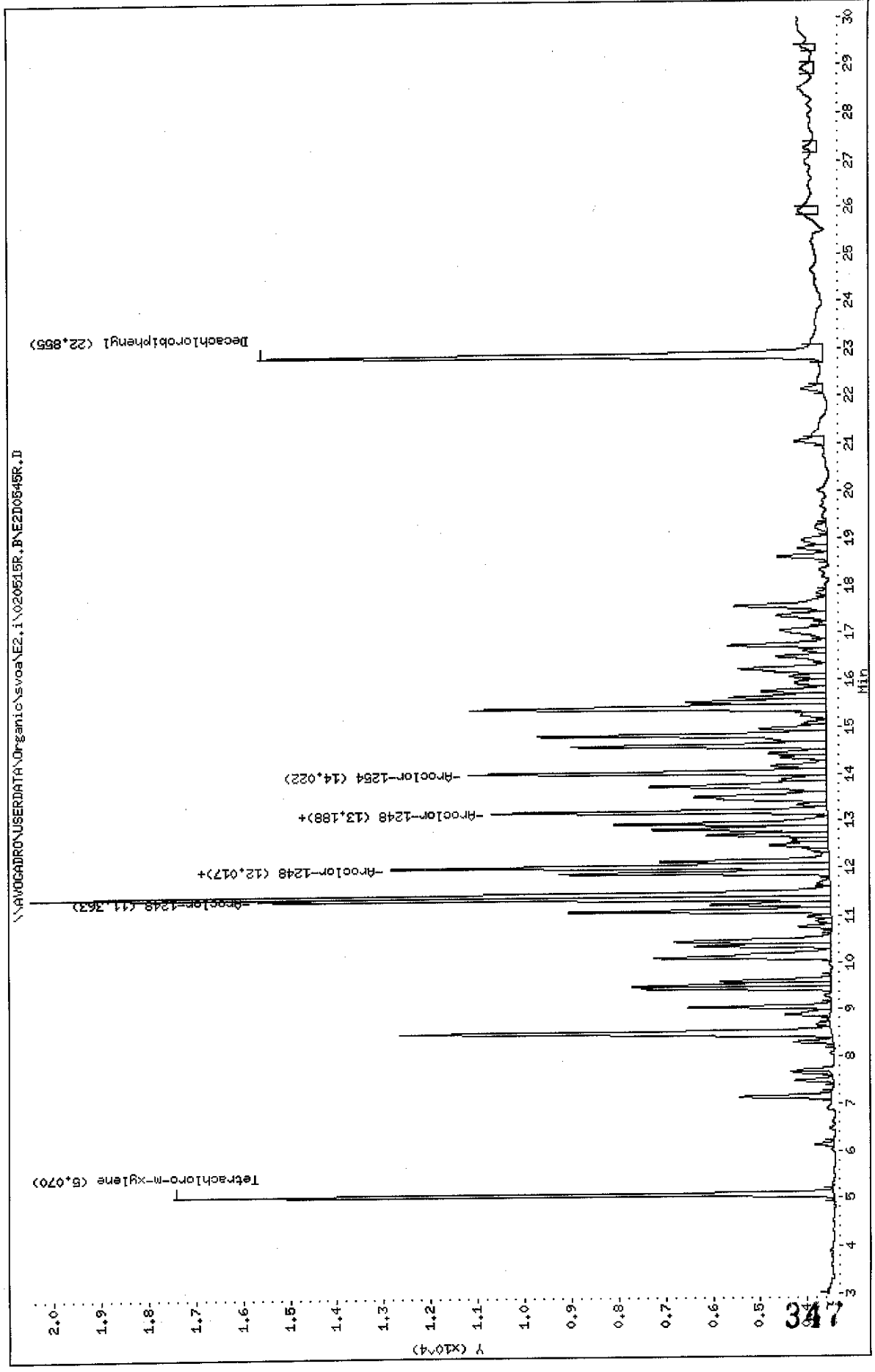
Operator: GHL

Column diameter: 0.53



Data File: \\AVOGADRO\USERDATA\Organic\svoa\E2.i\020515R.BAE2D0548R.D
Date: 16-MAY-2002 22:06
Client ID: B-32410S1
Sample Info: A0740-39A,B-32410S1,B0514-BS2.pcb.sub,,
Volume Injected (uL): 1.0
Column phase: RtxCLPPest

Instrument: E2.1
Operator: GHL
Column diameter: 0.53



Data File: E2D0545F.D
 Report Date: 20-May-2002 10:35

Mitkem Corporation

Sample #1 : \\AVOGADRO\USERDATA\Organic\svoa\E2.i\020515F.B\E2D0545F.D
 Sample #2 : \\AVOGADRO\USERDATA\Organic\svoa\E2.i\020515R.B\E2D0545R.D
 Inj Date : 16-MAY-2002 22:06
 Sample Info: A0740-39A,B-32W101S1,B0514-BS2,pcb.sub,,
 Misc Info : 0,,,2,,,,,,14-MAY-02,14-MAY-02,A0740
 Cal Date : 17-MAY-2002 09:44
 Operator : GML
 Inst ID : E2.i
 Dil Factor : 1.000000

Method #1 : \\AVOGADRO\USERDATA\Organic\svoa\E2.i\020515F.B\E2_PCB_F.m
 Method #2 : \\AVOGADRO\USERDATA\Organic\svoa\E2.i\020515R.B\E2_PCB_R.m
 Sub List #1 : pcb.sub
 Sub List #2 : pcb.sub
 Col #1 Phase : RtxCLPPest 2
 Col #2 Phase : RtxCLPPest

Concentration Formula: $Amt * DF * Uf * Vt / (Vi * Ws * (100 - M) / 100)$

Name	Value	Description
DF	1.000	Dilution Factor
Uf	1.000	Correction factor
Vt	10000.000	Volume of final extract (uL) (1000 low, 2
Vi	1.000	Volume injected (uL)
Ws	30.100	Weight of sample extracted (g)
M	6.000	% Moisture

Compound	RT#1	RT#2	Resp#1	Resp#2	Conc#1 (ug/Kg)	Conc#2 (ug/Kg)	Target Range	Ratio
Tetrachloro-m-xylene	6.473	5.070	16240	14022	17	15		100.00
Decachlorobiphenyl	27.737	22.855	12098	12015	16	16		100.00
Aroclor-1248	12.003	11.363	4643	12185	150	330	80.00- 120.00	100.00
	13.205	12.017	4589	9330	140	350	90.53- 130.53	98.84
	16.165	13.188	8742	7129	410	380	51.03- 91.03	188.28
	Average of Peak Amounts =				230	350		
Aroclor-1254	14.755	12.017	6243	9330	130	220	80.00- 120.00	100.00
	15.805	13.188	6548	7129	200	130	50.14- 90.14	104.89
	17.570	14.022	4296	7602	170	190	34.40- 74.40	68.81
	Average of Peak Amounts =				170	180		

K

FORM 1
PCB ORGANICS ANALYSIS DATA SHEET

CLIENT SAMPLE NO.

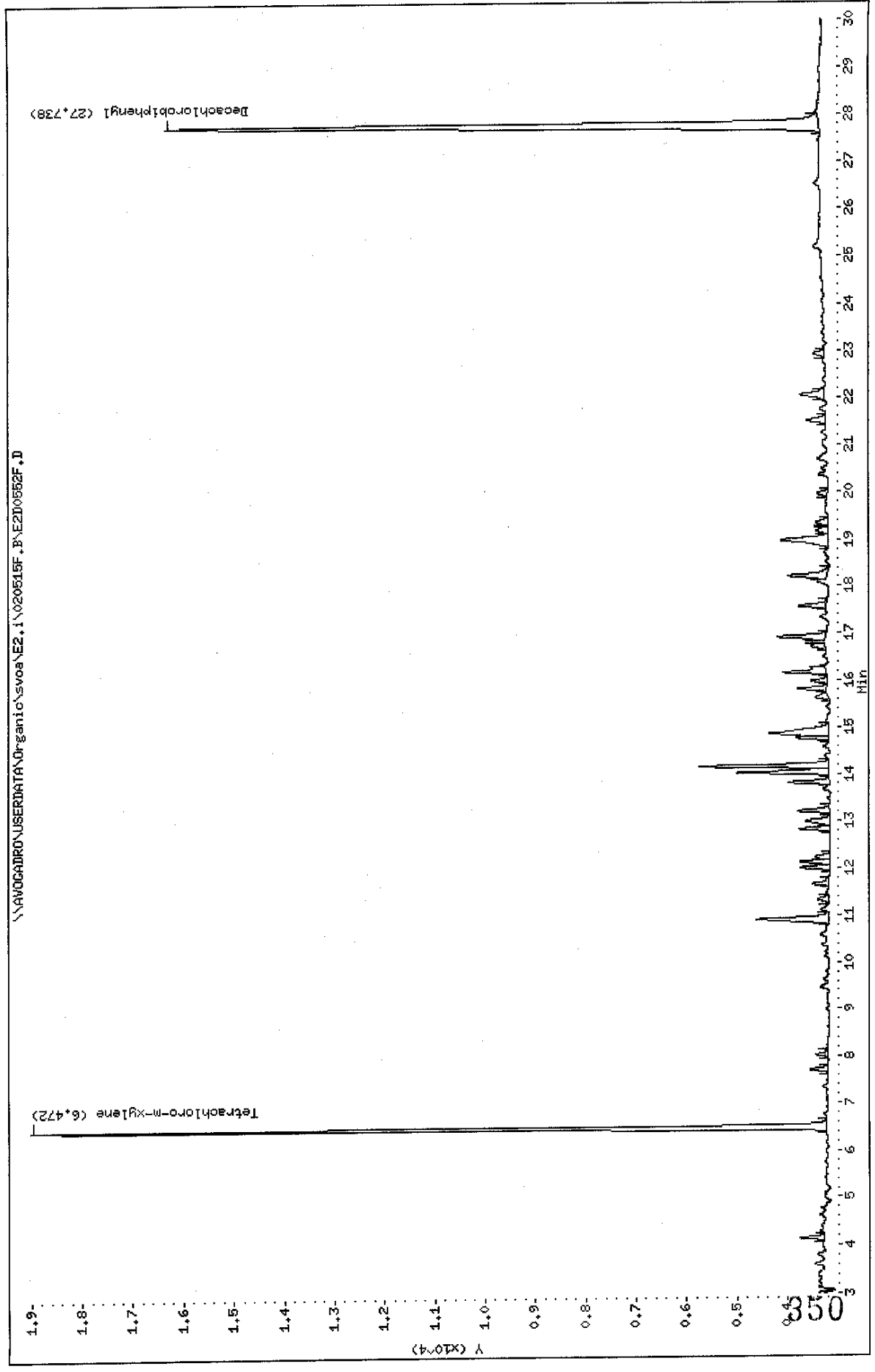
B-32W10S2

Lab Name: MITKEM CORPORATION Contract:
 Lab Code: MITKEM Case No.: SAS No.: SDG No.: A0740
 Matrix: (soil/water) SOIL Lab Sample ID: A0740-40A
 Sample wt/vol: 30.3 (g/mL) G Lab File ID: E2D0552F
 % Moisture: 5 decanted: (Y/N) N Date Received: 05/14/02
 Extraction: (SepF/Cont/Sonc) SONC Date Extracted: 05/14/02
 Concentrated Extract Volume: 10000 (uL) Date Analyzed: 05/17/02
 Injection Volume: 1.0 (uL) Dilution Factor: 1.0
 GPC Cleanup: (Y/N) N pH: Sulfur Cleanup: (Y/N) Y

CAS NO.	COMPOUND	CONCENTRATION UNITS: (ug/L or ug/Kg) UG/KG		Q
12674-11-2-----	Aroclor-1016	35	U	
11104-28-2-----	Aroclor-1221	35	U	
11141-16-5-----	Aroclor-1232	35	U	
53469-21-9-----	Aroclor-1242	35	U	
12672-29-6-----	Aroclor-1248	35	U	
11097-69-1-----	Aroclor-1254	35	U	
11096-82-5-----	Aroclor-1260	35	U	

Data File: \\AVOCADRO\USERDATA\Organic\svoa\E2.i\020515F.BAE2D0552F.D
Date : 17-MAY-2002 01:56
Client ID: B-32M10S2
Sample Info: 60740-404.B-32M101S2.B0514-BS2.pcb.sub,,
Volume Injected (uL): 1.0
Column Phaset: RtxCLPPest 2

Instrument: E2.i
Operator: GHL
Column diameter: 0.53



Data File: \\AV006ADR0\USERDATA\Organic\svos\E2.i\020515R.B\E2D0552R.D

Date: 17-MAY-2002 01:56

Client ID: B-32440S2

Sample Info: A0740-40A,B-32M101S2,B0514-B62,pcb.sub,,

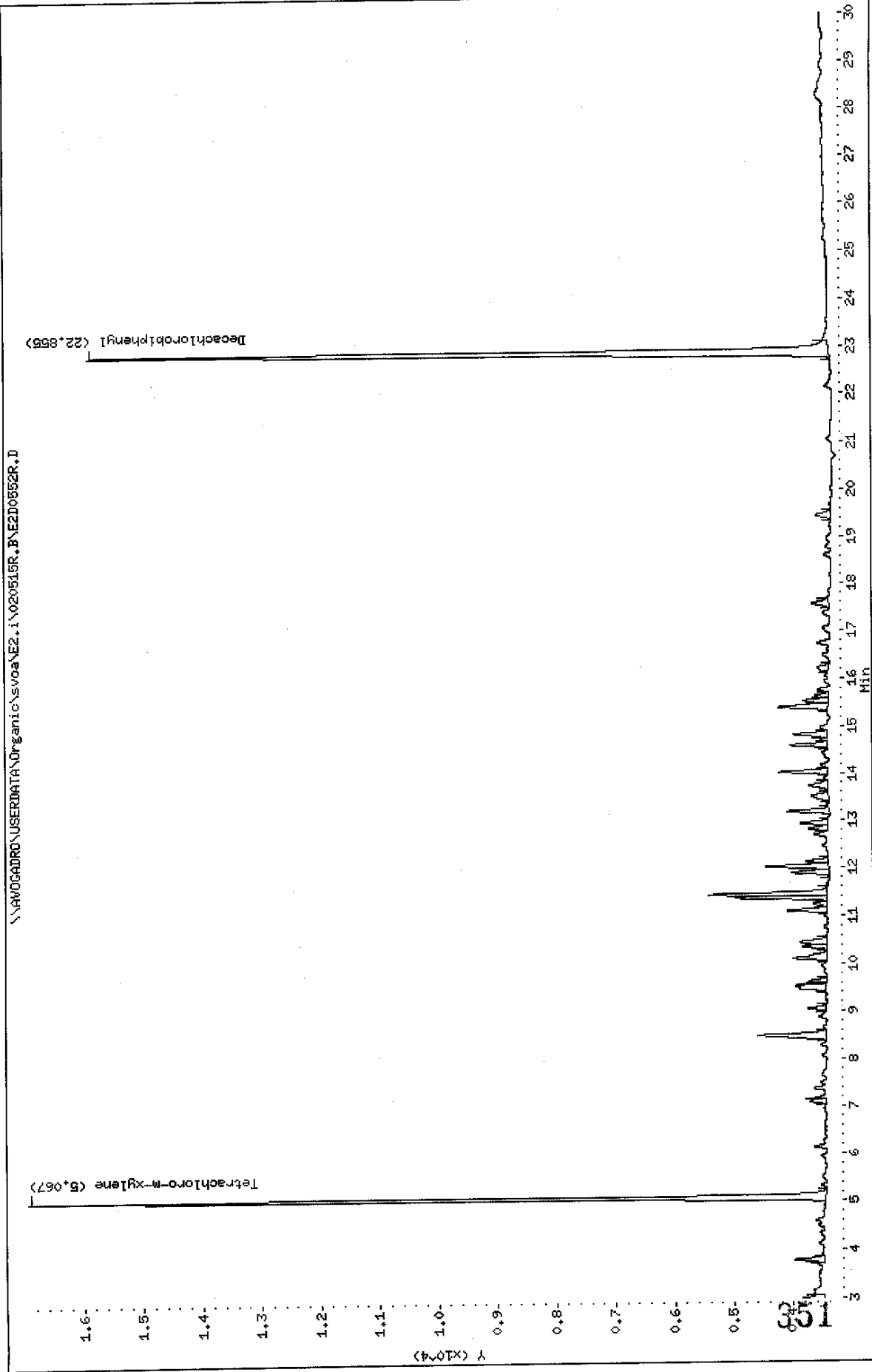
Volume Injected (uL): 1.0

Column phase: RtxCLPPest

Instrument: E2.i

Operator: CHL

Column diameter: 0.53



Data File: E2D0552F.D
 Report Date: 20-May-2002 10:36

Mitkem Corporation

Sample #1 : \\AVOGADRO\USERDATA\Organic\svoa\E2.i\020515F.B\E2D0552F.D
 Sample #2 : \\AVOGADRO\USERDATA\Organic\svoa\E2.i\020515R.B\E2D0552R.D
 Inj Date : 17-MAY-2002 01:56
 Sample Info: A0740-40A,B-32W101S2,B0514-BS2,pcb.sub,,
 Misc Info : 0,,,2,,,,,,14-MAY-02,14-MAY-02,A0740
 Cal Date : 17-MAY-2002 09:44
 Operator : GML
 Inst ID : E2.i
 Dil Factor : 1.000000

Method #1 : \\AVOGADRO\USERDATA\Organic\svoa\E2.i\020515F.B\E2_PCB_F.m
 Method #2 : \\AVOGADRO\USERDATA\Organic\svoa\E2.i\020515R.B\E2_PCB_R.m
 Sub List #1 : pcb.sub
 Sub List #2 : pcb.sub
 Col #1 Phase : RtxCLPPest 2
 Col #2 Phase : RtxCLPPest

Concentration Formula: $Amt * DF * Uf * Vt / (Vi * Ws * (100 - M) / 100)$

Name	Value	Description
DF	1.000	Dilution Factor
Uf	1.000	Correction factor
Vt	10000.000	Volume of final extract (uL) (1000 low, 2
Vi	1.000	Volume injected (uL)
Ws	30.300	Weight of sample extracted (g) ✓
M	5.000	% Moisture

Compound	RT#1	RT#2	Resp#1	Resp#2	Conc#1 (ug/Kg)	Conc#2 (ug/Kg)	Target Range	Ratio
Tetrachloro-m-xylene	6.472	5.067	15806	13491	16	14		100.00
Decachlorobiphenyl	27.738	22.855	12997	12569	18	16		100.00

JM 7/20/02

u

FORM 1
PCB ORGANICS ANALYSIS DATA SHEET

CLIENT SAMPLE NO.

B-44 0-2

Lab Name: MITKEM CORPORATION Contract:
 Lab Code: MITKEM Case No.: SAS No.: SDG No.: A0740
 Matrix: (soil/water) SOIL Lab Sample ID: A0740-21A
 Sample wt/vol: 30.0 (g/mL) G Lab File ID: E2D0541F
 % Moisture: 17 decanted: (Y/N) N Date Received: 05/14/02
 Extraction: (SepF/Cont/Sonc) SONC Date Extracted: 05/14/02
 Concentrated Extract Volume: 10000 (uL) Date Analyzed: 05/16/02
 Injection Volume: 1.0 (uL) Dilution Factor: 5.0
 GPC Cleanup: (Y/N) N pH: Sulfur Cleanup: (Y/N) Y

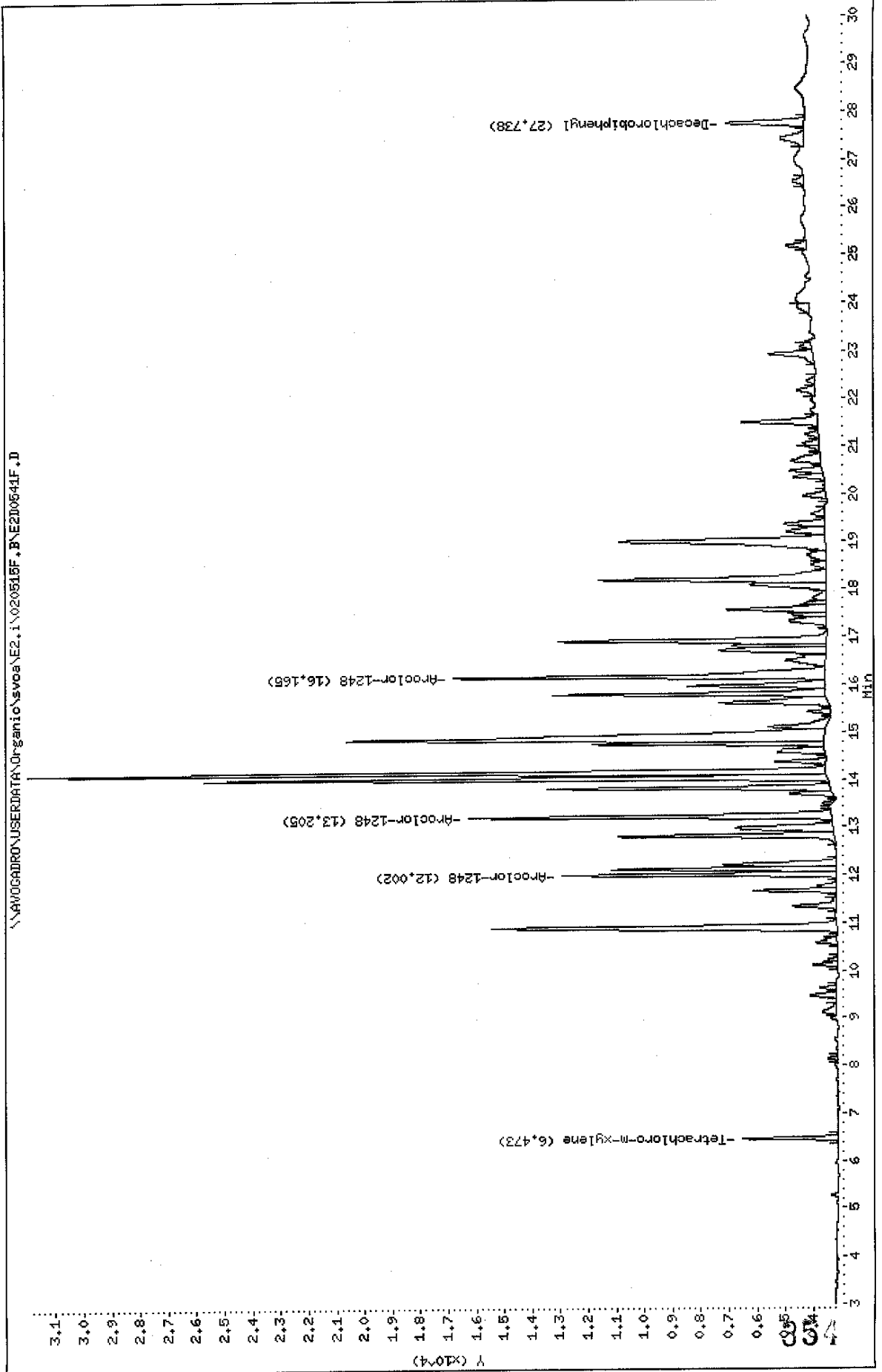
CAS NO.	COMPOUND	CONCENTRATION UNITS: (ug/L or ug/Kg) UG/KG	
12674-11-2-----	Aroclor-1016	200	U
11104-28-2-----	Aroclor-1221	200	U
11141-16-5-----	Aroclor-1232	200	U
53469-21-9-----	Aroclor-1242	200	U
12672-29-6-----	Aroclor-1248	2500	
11097-69-1-----	Aroclor-1254	200	U
11096-82-5-----	Aroclor-1260	200	U

Data File: \\AVOCADRO\USERDATA\Organic\svoa\E2.1\020515F.B\E2D0541F.D
Date : 16-MAY-2002 19:54
Client ID: B-44 0-2
Sample Info: A0740-21A,B-44 0-2,B0514-B52,pcb.sub,,5
Volume Injected (ul): 1.0
Column phase: RtxCLPest 2

Instrument: E2.1

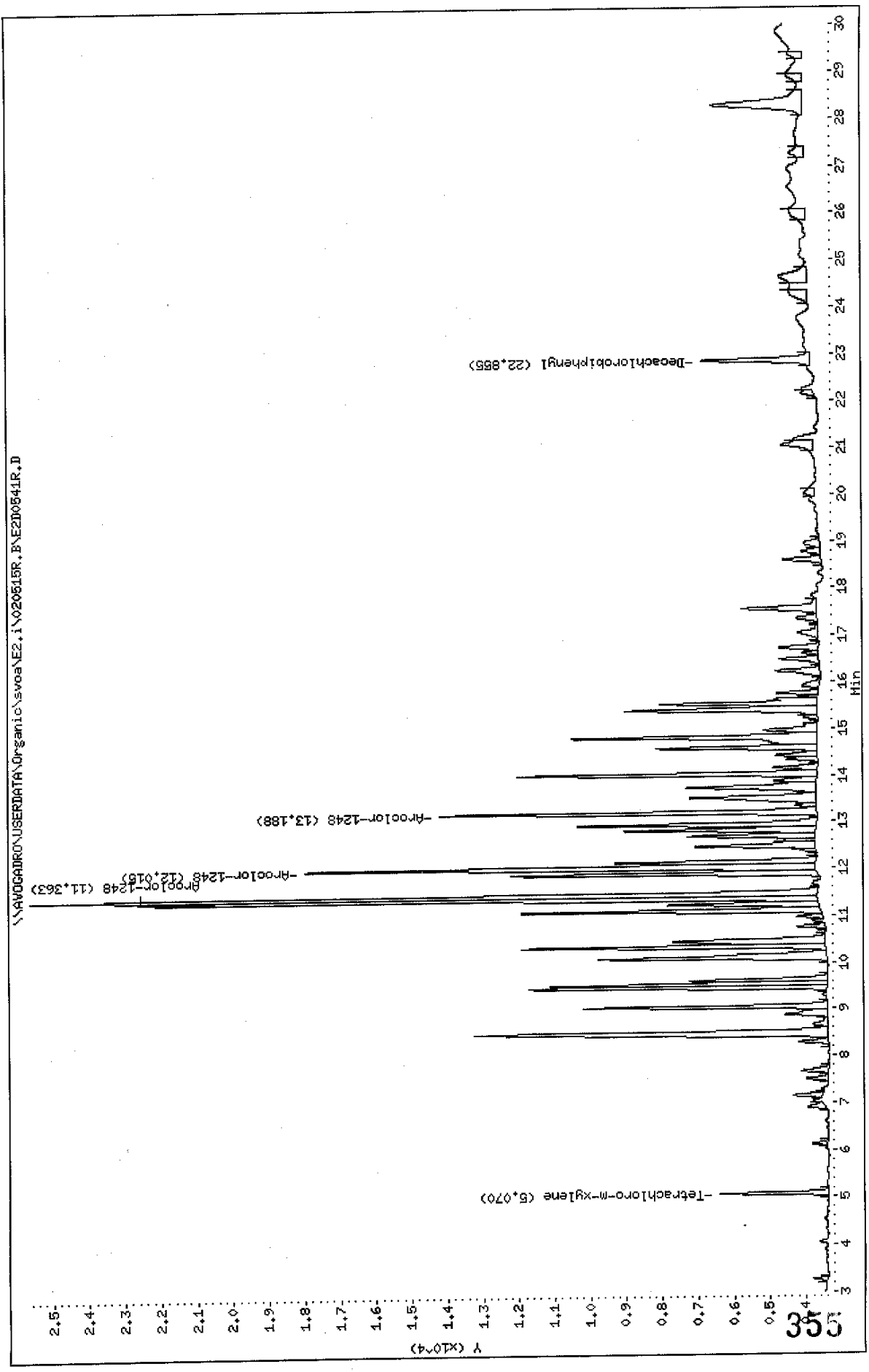
Operator: GHL

Column diameter: 0.53



Data File: \\AV06ADRO\USERDATA\Organic\svoa\E2.i\020515R.BAE2D0541R.D
Date: 16-MAY-2002 19:54
Client ID: B-44 0-2
Sample Info: A0740-21A,B-44 0-2,B0514-BS2,Pcb,sub,,5
Volume Injected (uL): 1.0
Column phase: RtxCLPPest

Instrument: E2.i
Operator: CHL
Column diameter: 0.53



Data File: E2D0541F.D
 Report Date: 20-May-2002 10:35

Mitkem Corporation

Sample #1 : \\AVOGADRO\USERDATA\Organic\svoa\E2.i\020515F.B\E2D0541F.D
 Sample #2 : \\AVOGADRO\USERDATA\Organic\svoa\E2.i\020515R.B\E2D0541R.D
 Inj Date : 16-MAY-2002 19:54
 Sample Info: A0740-21A,B-44 0-2,B0514-BS2,pcb.sub,,5
 Misc Info : 0,,,2,,,,,,14-MAY-02,14-MAY-02,A0740
 Cal Date : 17-MAY-2002 09:44
 Operator : GML
 Inst ID : E2.i
 Dil Factor : 5.000000

Method #1 : \\AVOGADRO\USERDATA\Organic\svoa\E2.i\020515F.B\E2_PCB_F.m
 Method #2 : \\AVOGADRO\USERDATA\Organic\svoa\E2.i\020515R.B\E2_PCB_R.m
 Sub List #1 : pcb.sub
 Sub List #2 : pcb.sub
 Col #1 Phase : RtxCLPPest 2
 Col #2 Phase : RtxCLPPest

Concentration Formula: $Amt * DF * Uf * Vt / (Vi * Ws * (100 - M) / 100)$

Name	Value	Description
DF	5.000	Dilution Factor
Uf	1.000	Correction factor
Vt	10000.000	Volume of final extract (uL) (1000 low, 2
Vi	1.000	Volume injected (uL)
Ws	30.000	Weight of sample extracted (g)
M	17.000	% Moisture

Compound	RT#1	RT#2	Resp#1	Resp#2	Conc#1 (ug/Kg)	Conc#2 (ug/Kg)	Target Range	Ratio
Tetrachloro-m-xylene	6.473	5.070	3425	3024	20	19		100.00
Decachlorobiphenyl	27.738	22.855	2790	3047	22	22		100.00
Aroclor-1248	12.002	11.363	9754	19005	1800	2900	80.00- 120.00	100.00
	13.205	12.015	12965	14269	2200	3000	90.53- 130.53	132.92
	16.165	13.188	13272	10526	3500	3200	51.03- 91.03	136.07
Average of Peak Amounts =					2500	3000		

Handwritten mark

Handwritten mark

FORM 1
PCB ORGANICS ANALYSIS DATA SHEET

CLIENT SAMPLE NO.

B-44 2-2

Lab Name: MITKEM CORPORATION Contract:
 Lab Code: MITKEM Case No.: SAS No.: SDG No.: A0740
 Matrix: (soil/water) SOIL Lab Sample ID: A0740-22A
 Sample wt/vol: 30.1 (g/mL) G Lab File ID: E2D0491F
 % Moisture: 9 decanted: (Y/N) N Date Received: 05/14/02
 Extraction: (SepF/Cont/Sonc) SONC Date Extracted: 05/14/02
 Concentrated Extract Volume: 10000 (uL) Date Analyzed: 05/15/02
 Injection Volume: 1.0 (uL) Dilution Factor: 1.0
 GPC Cleanup: (Y/N) N pH: ___ Sulfur Cleanup: (Y/N) Y

CAS NO.	COMPOUND	CONCENTRATION UNITS: (ug/L or ug/Kg) UG/KG		Q
12674-11-2-----	Aroclor-1016	36	U	
11104-28-2-----	Aroclor-1221	36	U	
11141-16-5-----	Aroclor-1232	36	U	
53469-21-9-----	Aroclor-1242	36	U	
12672-29-6-----	Aroclor-1248	1300		
11097-69-1-----	Aroclor-1254	900		
11096-82-5-----	Aroclor-1260	36	U	

Data File: \\AVOGADRO\USERDATA\Organic\svosa\E2.i\020515F.BAE2D0491F.D

Date : 15-MAY-2002 15:58

Client ID: B-44 2-2

Sample Info: A0740-22A,B-44 2-2,B0514-BS2,pcb.sub,,

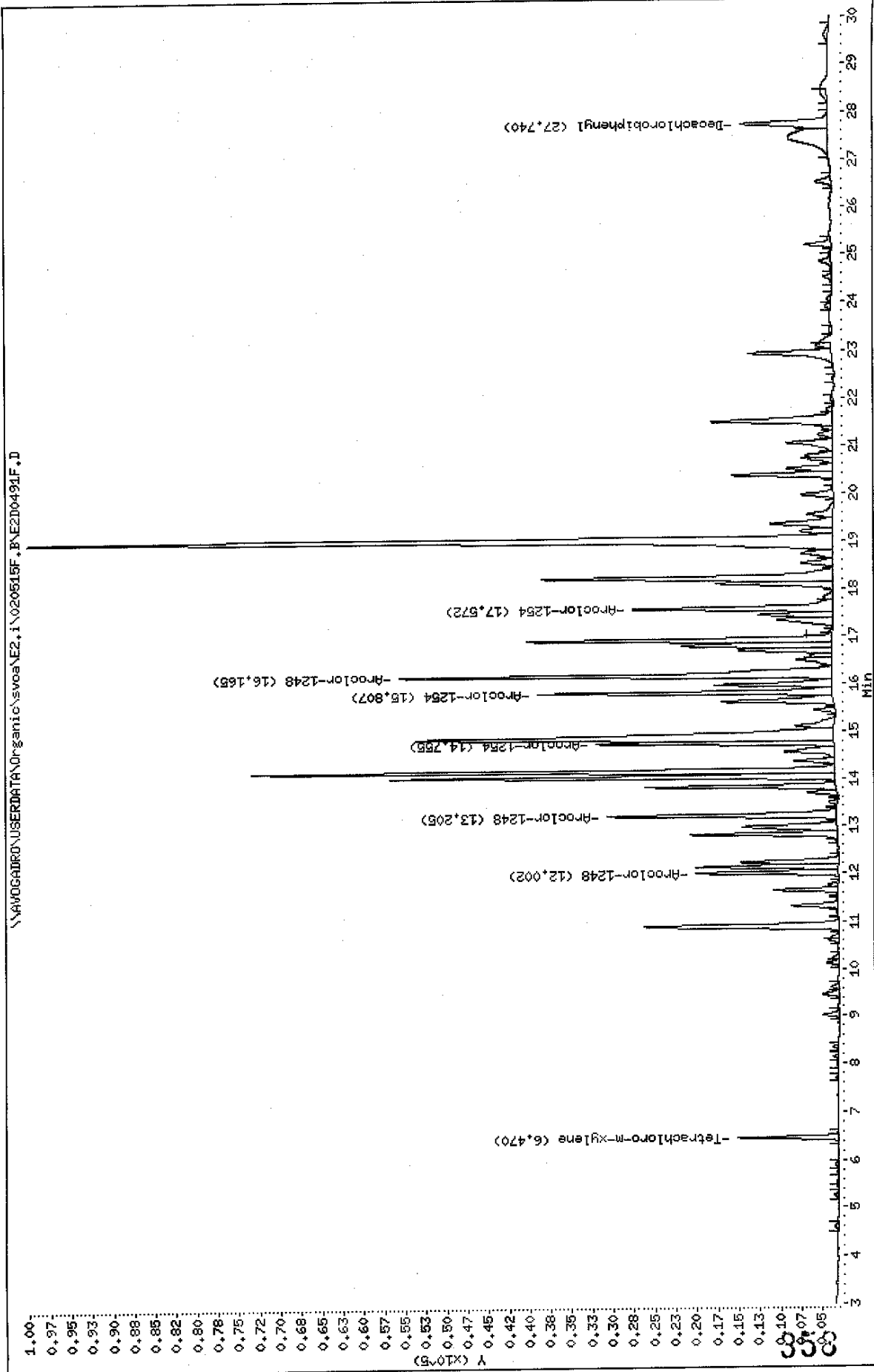
Volume Injected (uL): 1.0

Column phase: RtxCLPPest 2

Instrument: E2.i

Operator: GHL

Column diameter: 0.53

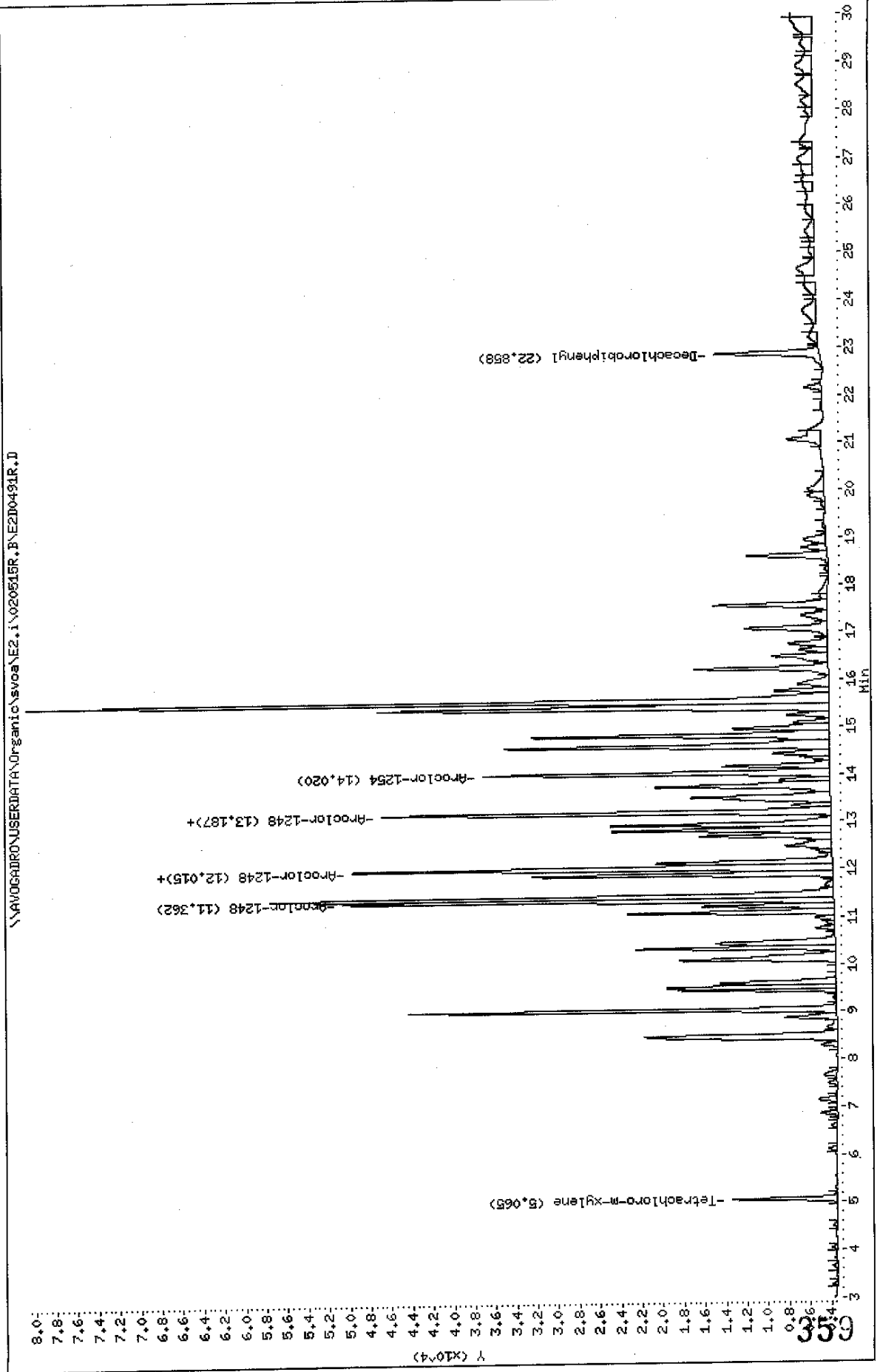


Data File: \\NAVOGADRON\USERDATA\Organic\svosa\EZ.i\020515R.B\E2D0491R.D
 Date: 15-MAY-2002 15:58
 Client ID: B-44 2-2
 Sample Info: A0740-22A,B-44 2-2,B0514-B02,pcb.sub.,,
 Volume Injected (uL): 1.0
 Column phase: RtxCLPPest

Instrument: E2.i

Operator: GHL

Column diameter: 0.53



Data File: E2D0491F.D
 Report Date: 20-May-2002 10:32

Mitkem Corporation

Sample #1 : \\AVOGADRO\USERDATA\Organic\svoa\E2.i\020515F.B\E2D0491F.D
 Sample #2 : \\AVOGADRO\USERDATA\Organic\svoa\E2.i\020515R.B\E2D0491R.D
 Inj Date : 15-MAY-2002 15:58
 Sample Info: A0740-22A,B-44 2-2,B0514-BS2,pcb.sub,,
 Misc Info : 0,,,2,,,,,,14-MAY-02,14-MAY-02,A0740
 Cal Date : 17-MAY-2002 09:44
 Operator : GML
 Inst ID : E2.i
 Dil Factor : 1.000000

Method #1 : \\AVOGADRO\USERDATA\Organic\svoa\E2.i\020515F.B\E2_PCB_F.m
 Method #2 : \\AVOGADRO\USERDATA\Organic\svoa\E2.i\020515R.B\E2_PCB_R.m
 Sub List #1 : pcb.sub
 Sub List #2 : pcb.sub
 Col #1 Phase : RtxCLPPest 2
 Col #2 Phase : RtxCLPPest

Concentration Formula: $Amt * DF * Uf * Vt / (Vi * Ws * (100 - M) / 100)$

Name	Value	Description
DF	1.000	Dilution Factor
Uf	1.000	Correction factor
Vt	10000.000	Volume of final extract (uL) (1000 low, 2
Vi	1.000	Volume injected (uL)
Ws	30.100	Weight of sample extracted (g)
M	9.000	% Moisture

Compound	RT#1	RT#2	Resp#1	Resp#2	Conc#1 (ug/Kg)	Conc#2 (ug/Kg)	Target Range	Ratio
Tetrachloro-m-xylene	6.470	5.065	12045	9970	13	11		100.00
Decachlorobiphenyl	27.740	22.858	10554	10004	15	13		100.00
Aroclor-1248	12.002	11.362	17081	46969	570	1300	80.00- 120.00	100.00
	13.205	12.015	27552	45971	850	1800	90.53- 130.53	161.30
	16.165	13.187	51935	42945	2500	2400	51.03- 91.03	304.05
	Average of Peak Amounts =				1300	1800		
Aroclor-1254	14.755	12.015	28415	45971	620	1100	80.00- 120.00	100.00
	15.807	13.187	35217	42945	1100	810	50.14- 90.14	123.94
	17.572	14.020	24083	33202	980	870	34.40- 74.40	84.75
	Average of Peak Amounts =				900	930		

5/21/02

W

FORM 1
 PCB ORGANICS ANALYSIS DATA SHEET

CLIENT SAMPLE NO.

B-45 0-2

Lab Name: MITKEM CORPORATION Contract:
 Lab Code: MITKEM Case No.: SAS No.: SDG No.: A0740
 Matrix: (soil/water) SOIL Lab Sample ID: A0740-23A
 Sample wt/vol: 30.2 (g/mL) G Lab File ID: E2D0492F
 % Moisture: 14 decanted: (Y/N) N Date Received: 05/14/02
 Extraction: (SepF/Cont/Sonc) SONC Date Extracted: 05/14/02
 Concentrated Extract Volume: 10000 (uL) Date Analyzed: 05/15/02
 Injection Volume: 1.0 (uL) Dilution Factor: 10.0
 GPC Cleanup: (Y/N) N pH: Sulfur Cleanup: (Y/N) Y

CAS NO.	COMPOUND	CONCENTRATION UNITS: (ug/L or ug/Kg) UG/KG		Q
12674-11-2-----	Aroclor-1016	380	U	
11104-28-2-----	Aroclor-1221	380	U	
11141-16-5-----	Aroclor-1232	380	U	
53469-21-9-----	Aroclor-1242	380	U	
12672-29-6-----	Aroclor-1248	770		
11097-69-1-----	Aroclor-1254	380	U	
11096-82-5-----	Aroclor-1260	380	U	

Data File: \\AVOCADRO\USERDATA\Organic\svoa\E2.i\020515F.B\VE2D0492F.D

Date: 15-MAY-2002 16:31

Client ID: B-45 0-2

Sample Info: A0740-23A,B-45 0-2.B0514-BS2.pcb.sub.,10

Volume Injected (ul): 1.0

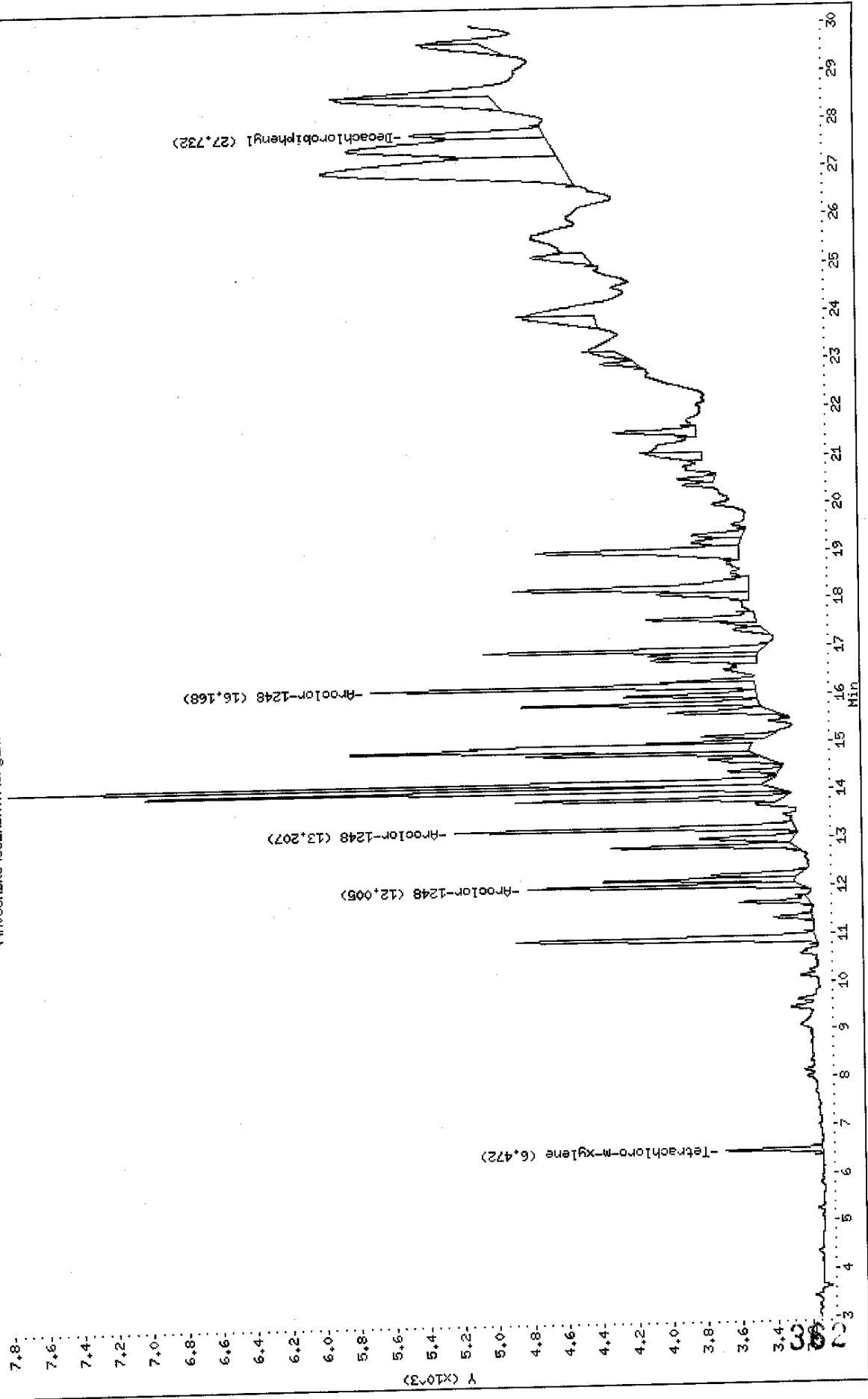
Column phase: RtxCLPPest 2

Instrument: E2.i

Operator: GML

Column diameter: 0.53

\\AVOCADRO\USERDATA\Organic\svoa\E2.i\020515F.B\VE2D0492F.D



Data File: \\AU0CADR01\USERDATA\Organic\svoa\NE2.I\020515R.B\NE2D0492R.D

Date: 15-MAY-2002 16:31

Client ID: B-45 0-2

Sample Info: A0740-23A,B-45 0-2,B0814-BS2,pcb.sub,,10

Volume Injected (ul): 1.0

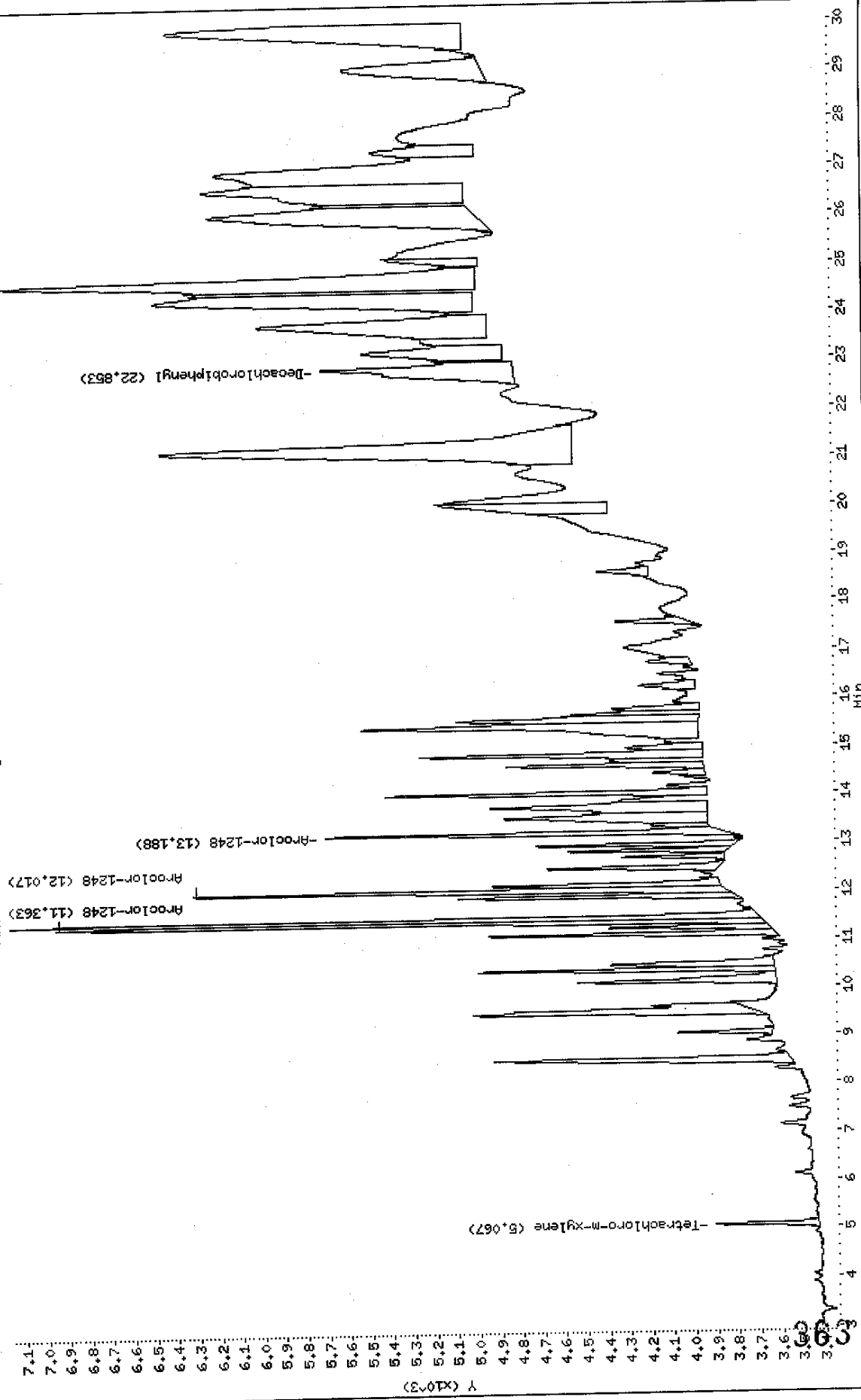
Column phase: Rtx:CLPrest

Instrument: E2.i

Operator: GHL

Column diameter: 0.53

\\AU0CADR01\USERDATA\Organic\svoa\NE2.I\020515R.B\NE2D0492R.D



Data File: E2D0492F.D
 Report Date: 20-May-2002 10:32

Mitkem Corporation

Sample #1 : \\AVOGADRO\USERDATA\Organic\svoa\E2.i\020515F.B\E2D0492F.D
 Sample #2 : \\AVOGADRO\USERDATA\Organic\svoa\E2.i\020515R.B\E2D0492R.D
 Inj Date : 15-MAY-2002 16:31
 Sample Info: A0740-23A,B-45 0-2,B0514-BS2,pcb.sub,,10
 Misc Info : 0,,,2,,,,,,14-MAY-02,14-MAY-02,A0740
 Cal Date : 17-MAY-2002 09:44
 Operator : GML
 Inst ID : E2.i
 Dil Factor : 10.000000

Method #1 : \\AVOGADRO\USERDATA\Organic\svoa\E2.i\020515F.B\E2_PCB_F.m
 Method #2 : \\AVOGADRO\USERDATA\Organic\svoa\E2.i\020515R.B\E2_PCB_R.m
 Sub List #1 : pcb.sub
 Sub List #2 : pcb.sub
 Col #1 Phase : RtxCLPPest 2
 Col #2 Phase : RtxCLPPest

Concentration Formula: $Amt * DF * Uf * Vt / (Vi * Ws * (100 - M) / 100)$

Name	Value	Description
DF	10.000	Dilution Factor ✓
Uf	1.000	Correction factor
Vt	10000.000	Volume of final extract (uL) (1000 low, 2
Vi	1.000	Volume injected (uL)
Ws	30.200	Weight of sample extracted (g) ✓
M	14.000	% Moisture ✓

Compound	RT#1	RT#2	Resp#1	Resp#2	Conc#1 (ug/Kg)	Conc#2 (ug/Kg)	Target Range	Ratio
Tetrachloro-m-xylene	6.472	5.067	557	479	6.2	5.7		100.00 (aR)
Decachlorobiphenyl	27.732	22.853	773	895	12	13		100.00 (a)
Aroclor-1248	12.005	11.363	1571	3276	550	960	80.00- 120.00	100.00
	13.207	12.017	1963	2474	640	1000	90.53- 130.53	124.95
	16.168	13.188	2223	1854	1100	1100	51.03- 91.03	141.50
Average of Peak Amounts =					760	1000		

QC Flag Legend

- a - Target compound detected but, quantitated amount Below Limit Of Quantitation(BLOQ).
- R - Spike/Surrogate failed recovery limits.

K

FORM 1
PCB ORGANICS ANALYSIS DATA SHEET

CLIENT SAMPLE NO.

B-45 2-2

Lab Name: MITKEM CORPORATION

Contract:

Lab Code: MITKEM Case No.:

SAS No.:

SDG No.: A0740

Matrix: (soil/water) SOIL

Lab Sample ID: A0740-24A

Sample wt/vol: 30.5 (g/mL) G

Lab File ID: E2D0542F

% Moisture: 10 decanted: (Y/N) N

Date Received: 05/14/02

Extraction: (SepF/Cont/Sonc) SONC

Date Extracted: 05/14/02

Concentrated Extract Volume: 10000 (uL)

Date Analyzed: 05/16/02

Injection Volume: 1.0 (uL)

Dilution Factor: 1.0

GPC Cleanup: (Y/N) N pH: ___

Sulfur Cleanup: (Y/N) Y

CAS NO. COMPOUND CONCENTRATION UNITS:
(ug/L or ug/Kg) UG/KG Q

12674-11-2-----	Aroclor-1016	36	U
11104-28-2-----	Aroclor-1221	36	U
11141-16-5-----	Aroclor-1232	36	U
53469-21-9-----	Aroclor-1242	36	U
12672-29-6-----	Aroclor-1248	140	
11097-69-1-----	Aroclor-1254	36	U
11096-82-5-----	Aroclor-1260	36	U

Data File: \\AVOCADRO\USERDATA\Organic\svos\NE2.i\020515F,B\NE2D0542F.D

Date : 16-MAY-2002 20:27

Client ID: B-45 2-2

Sample Info: A0740-24A,B-45 2-2,B0514-B52.pcb.sub,,

Volume Injected (uL): 1.0

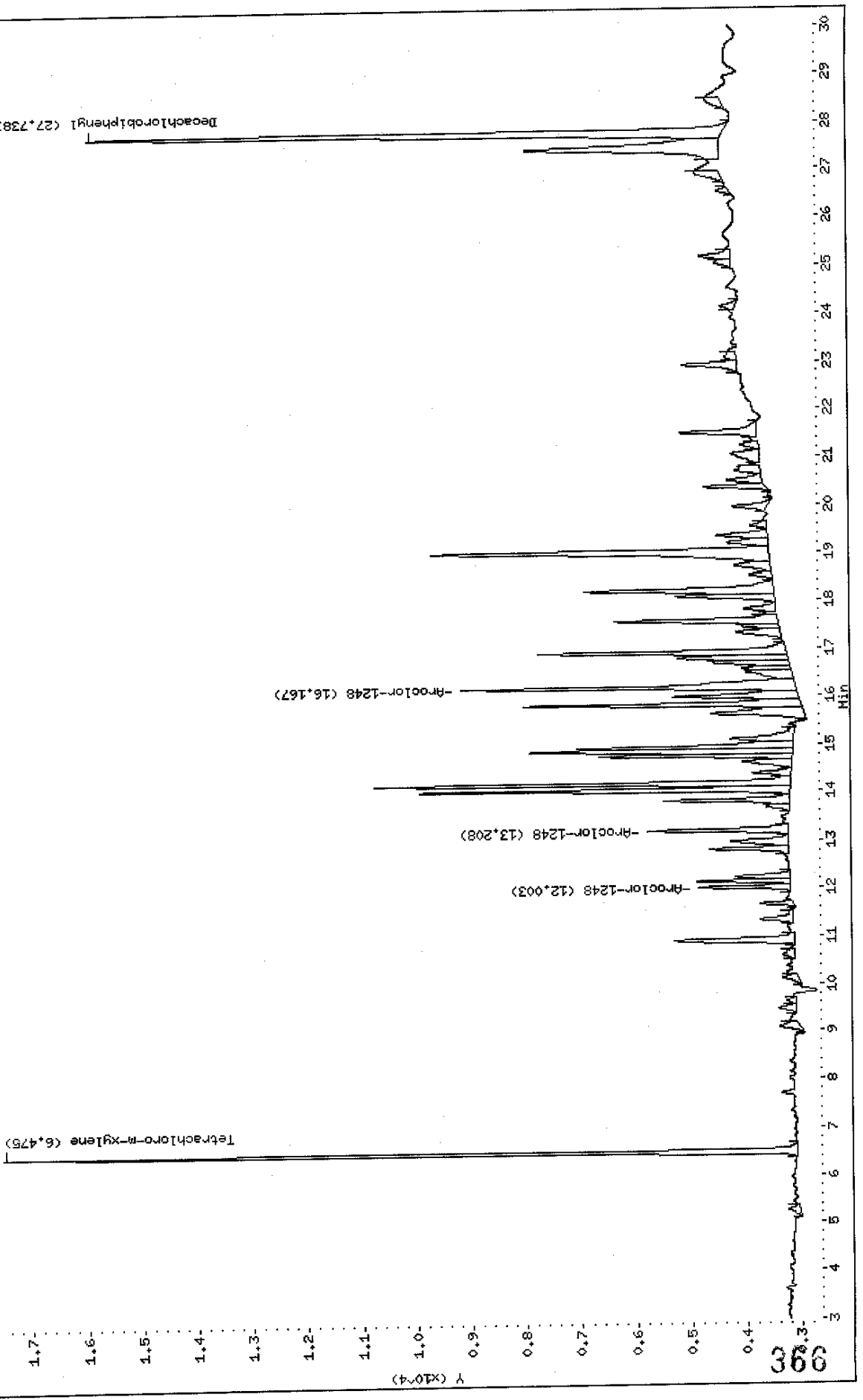
Column phase: RtxCLPPest 2

Instrument: E2.i

Operator: GHL

Column diameter: 0.53

\\AVOCADRO\USERDATA\Organic\svos\NE2.i\020515F,B\NE2D0542F.D



Data File: \\AV00ADRO\USERDATA\Organic\svos\E2.i\020515R.B\NE2D0542R.D

Date : 16-MAY-2002 20:27

Client ID: B-45 2-2

Sample Info: A0740-24A,B-45 2-2,B0514-B52,pcb.sub,,

Volume Injected (uL): 1.0

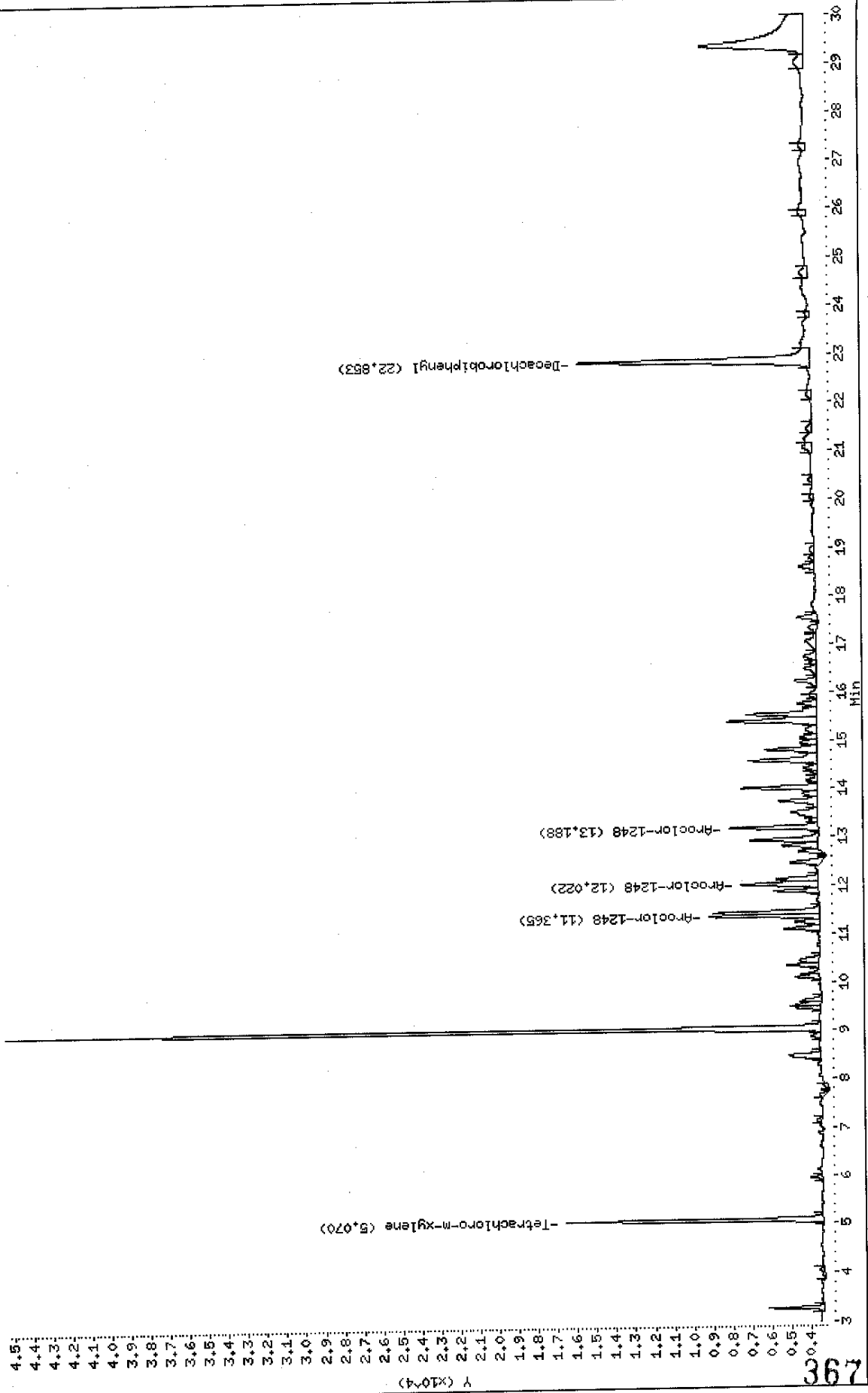
Column phase: RtxCLPPest

Instrument: E2.i

Operator: GHL

Column diameter: 0.53

\\AV00ADRO\USERDATA\Organic\svos\E2.i\020515R.B\NE2D0542R.D



Data File: E2D0542F.D
 Report Date: 20-May-2002 10:35

Mitkem Corporation

Sample #1 : \\AVOGADRO\USERDATA\Organic\svoa\E2.i\020515F.B\E2D0542F.D
 Sample #2 : \\AVOGADRO\USERDATA\Organic\svoa\E2.i\020515R.B\E2D0542R.D
 Inj Date : 16-MAY-2002 20:27
 Sample Info: A0740-24A,B-45 2-2,B0514-BS2,pcb.sub,,
 Misc Info : 0,,,2,,,,,,14-MAY-02,14-MAY-02,A0740
 Cal Date : 17-MAY-2002 09:44
 Operator : GML
 Inst ID : E2.i
 Dil Factor : 1.000000

Method #1 : \\AVOGADRO\USERDATA\Organic\svoa\E2.i\020515F.B\E2_PCB_F.m
 Method #2 : \\AVOGADRO\USERDATA\Organic\svoa\E2.i\020515R.B\E2_PCB_R.m
 Sub List #1 : pcb.sub
 Sub List #2 : pcb.sub
 Col #1 Phase : RtxCLPPest 2
 Col #2 Phase : RtxCLPPest

Concentration Formula: $Amt * DF * Uf * Vt / (Vi * Ws * (100 - M) / 100)$

Name	Value	Description
DF	1.000	Dilution Factor
Uf	1.000	Correction factor
Vt	10000.000	Volume of final extract (uL) (1000 low, 2
Vi	1.000	Volume injected (uL)
Ws	30.500	Weight of sample extracted (g)
M	10.000	% Moisture

Compound	RT#1	RT#2	Resp#1	Resp#2	Conc#1 (ug/Kg)	Conc#2 (ug/Kg)	Target Range	Ratio
Tetrachloro-m-xylene	6.475	5.070	14442	13245	15	15		100.00
Decachlorobiphenyl	27.738	22.853	11579	11961	16	16		100.00
Aroclor-1248	12.003	11.365	1674	5664	56	160	80.00- 120.00	100.00
	13.208	12.022	2554	4003	79	150	90.53- 130.53	152.57
	16.167	13.188	6103	4637	290	260	51.03- 91.03	364.58
Average of Peak Amounts =					140	190		

3/2/02

h

FORM 1
PCB ORGANICS ANALYSIS DATA SHEET

CLIENT SAMPLE NO.

B-46 0-2

Lab Name: MITKEM CORPORATION Contract:
 Lab Code: MITKEM Case No.: SAS No.: SDG No.: A0740
 Matrix: (soil/water) SOIL Lab Sample ID: A0740-25A
 Sample wt/vol: 30.3 (g/mL) G Lab File ID: E2D0494F
 % Moisture: 12 decanted: (Y/N) N Date Received: 05/14/02
 Extraction: (SepF/Cont/Sonc) SONC Date Extracted: 05/14/02
 Concentrated Extract Volume: 10000 (uL) Date Analyzed: 05/15/02
 Injection Volume: 1.0 (uL) Dilution Factor: 10.0
 GPC Cleanup: (Y/N) N pH: _____ Sulfur Cleanup: (Y/N) Y

CAS NO. COMPOUND CONCENTRATION UNITS:
(ug/L or ug/Kg) UG/KG Q

12674-11-2-----	Aroclor-1016	380	U
11104-28-2-----	Aroclor-1221	380	U
11141-16-5-----	Aroclor-1232	380	U
53469-21-9-----	Aroclor-1242	380	U
12672-29-6-----	Aroclor-1248	2000	
11097-69-1-----	Aroclor-1254	1100	
11096-82-5-----	Aroclor-1260	380	U

Data File: \\AV06ABRO\USERDATA\Organic\svea\NE2.i\020515F,B\NE2D0494F.D

Date : 15-MAY-2002 17:37

Client ID: B-46 0-2

Sample Info: A0740-25A,B-46 0-2,B0514-352,pcb.sub.,10

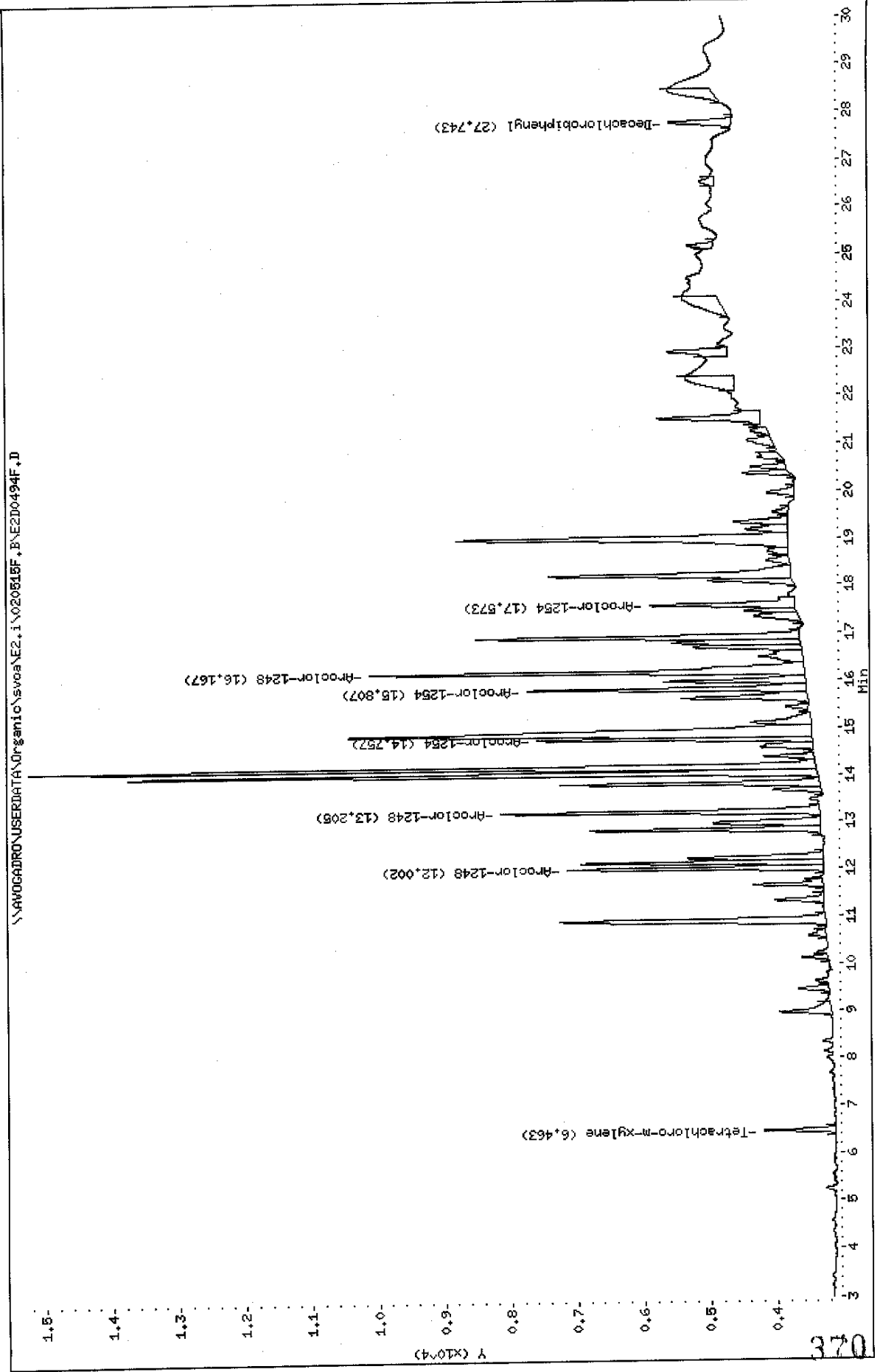
Volume Injected (uL): 1.0

Column phase: RtxCLPPest 2

Instrument: E2.i

Operator: GHL

Column diameter: 0.53



Data File: \\AW06ADRO\USERDATA\Organic\svoa\NE2.i\020515R.B\NE2D0494R.D

Date: 15-MAY-2002 17:37

Client ID: B-46 0-2

Sample Info: A0740-25a,B-46 0-2,B0514-B52,pcb.sub,,10

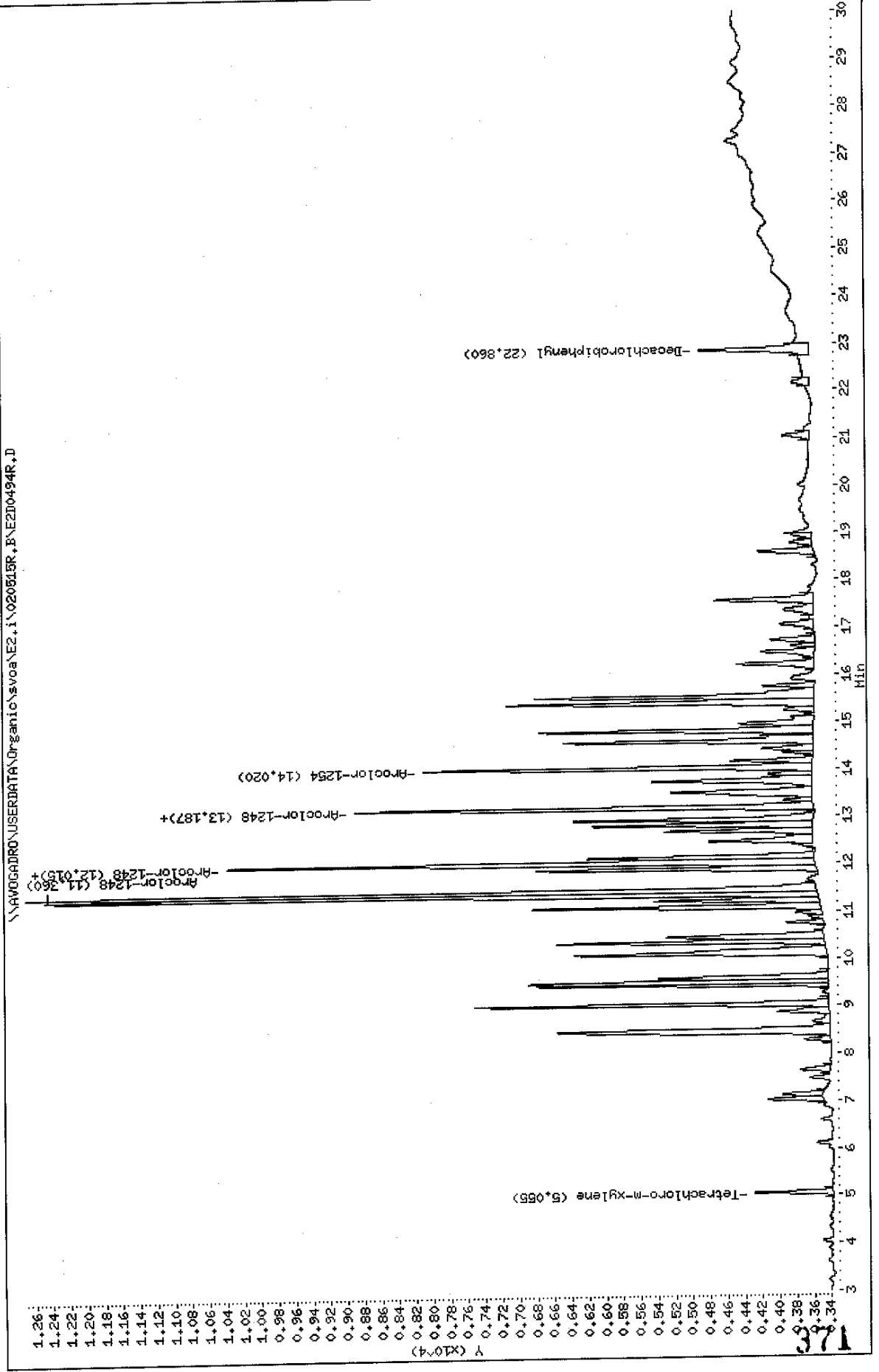
Volume Injected (uL): 1.0

Column phase: RtxCLPPest

Instrument: E2.i

Operator: GHL

Column diameter: 0.53



Data File: E2D0494F.D
 Report Date: 20-May-2002 10:32

Mitkem Corporation

Sample #1 : \\AVOGADRO\USERDATA\Organic\svoa\E2.i\020515F.B\E2D0494F.D
 Sample #2 : \\AVOGADRO\USERDATA\Organic\svoa\E2.i\020515R.B\E2D0494R.D
 Inj Date : 15-MAY-2002 17:37
 Sample Info: A0740-25A,B-46 0-2,B0514-BS2,pcb.sub,,10
 Misc Info : 0,,,2,,,,,,14-MAY-02,14-MAY-02,A0740
 Cal Date : 17-MAY-2002 09:44
 Operator : GML
 Inst ID : E2.i
 Dil Factor : 10.000000

Method #1 : \\AVOGADRO\USERDATA\Organic\svoa\E2.i\020515F.B\E2_PCB_F.m
 Method #2 : \\AVOGADRO\USERDATA\Organic\svoa\E2.i\020515R.B\E2_PCB_R.m
 Sub List #1 : pcb.sub
 Sub List #2 : pcb.sub
 Col #1 Phase : RtxCLPPest 2
 Col #2 Phase : RtxCLPPest

Concentration Formula: $Amt * DF * Uf * Vt / (Vi * Ws * (100 - M) / 100)$

Name	Value	Description
DF	10.000	Dilution Factor
Uf	1.000	Correction factor
Vt	10000.000	Volume of final extract (uL) (1000 low, 2
Vi	1.000	Volume injected (uL)
Ws	30.300	Weight of sample extracted (g)
M	12.000	% Moisture

Compound	RT#		Resp#		Conc#1	Conc#2	Target Range	Ratio
	RT#1	RT#2	Resp#1	Resp#2	(ug/Kg)	(ug/Kg)		
Tetrachloro-m-xylene	6.463	5.055	1082	899	12	10		100.00(a)
Decachlorobiphenyl	27.743	22.860	944	1268	14	17		100.00(a)
Aroclor-1248	12.002	11.360	3859	8940	1300	2600	80.00- 120.00	100.00
	13.205	12.015	4806	6809	1500	2700	90.53- 130.53	124.54
	16.167	13.187	6556	5315	3200	3000	51.03- 91.03	169.89
	Average of Peak Amounts =				2000	2800		
Aroclor-1254	14.757	12.015	4151	6809	930	1700	80.00- 120.00	100.00
	15.807	13.187	4191	5315	1400	1000	50.14- 90.14	100.96
	17.573	14.020	2185	4496	910	1200	34.40- 74.40	52.64
	Average of Peak Amounts =				1100	1300		

Mitkem

W

Data File: E2D0494F.D
Report Date: 20-May-2002 10:32

QC Flag Legend

a - Target compound detected but, quantitated amount
Below Limit Of Quantitation(BLOQ).

FORM 1
PCB ORGANICS ANALYSIS DATA SHEET

CLIENT SAMPLE NO.

B-46 2-2

Lab Name: MITKEM CORPORATION

Contract:

Lab Code: MITKEM

Case No.:

SAS No.:

SDG No.: A0740

Matrix: (soil/water) SOIL

Lab Sample ID: A0740-26A

Sample wt/vol: 30.5 (g/mL) G

Lab File ID: E2D0543F

% Moisture: 6 decanted: (Y/N) N

Date Received: 05/14/02

Extraction: (SepF/Cont/Sonc) SONC

Date Extracted: 05/14/02

Concentrated Extract Volume: 10000 (uL)

Date Analyzed: 05/16/02

Injection Volume: 1.0 (uL)

Dilution Factor: 1.0

GPC Cleanup: (Y/N) N pH: _____

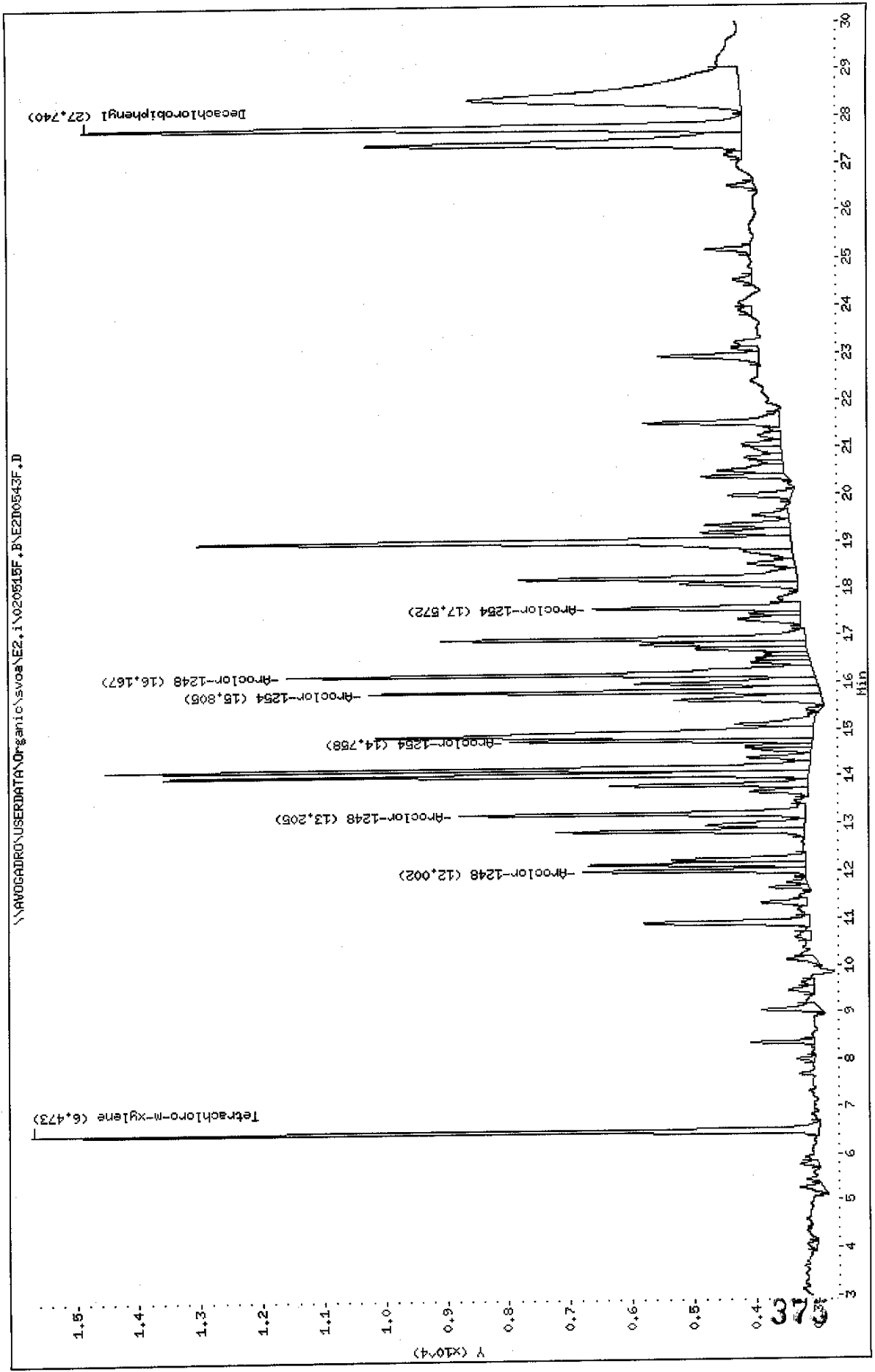
Sulfur Cleanup: (Y/N) Y

CAS NO. COMPOUND CONCENTRATION UNITS:
(ug/L or ug/Kg) UG/KG Q

12674-11-2-----	Aroclor-1016	35	U
11104-28-2-----	Aroclor-1221	35	U
11141-16-5-----	Aroclor-1232	35	U
53469-21-9-----	Aroclor-1242	35	U
12672-29-6-----	Aroclor-1248	220	
11097-69-1-----	Aroclor-1254	130	
11096-82-5-----	Aroclor-1260	35	U

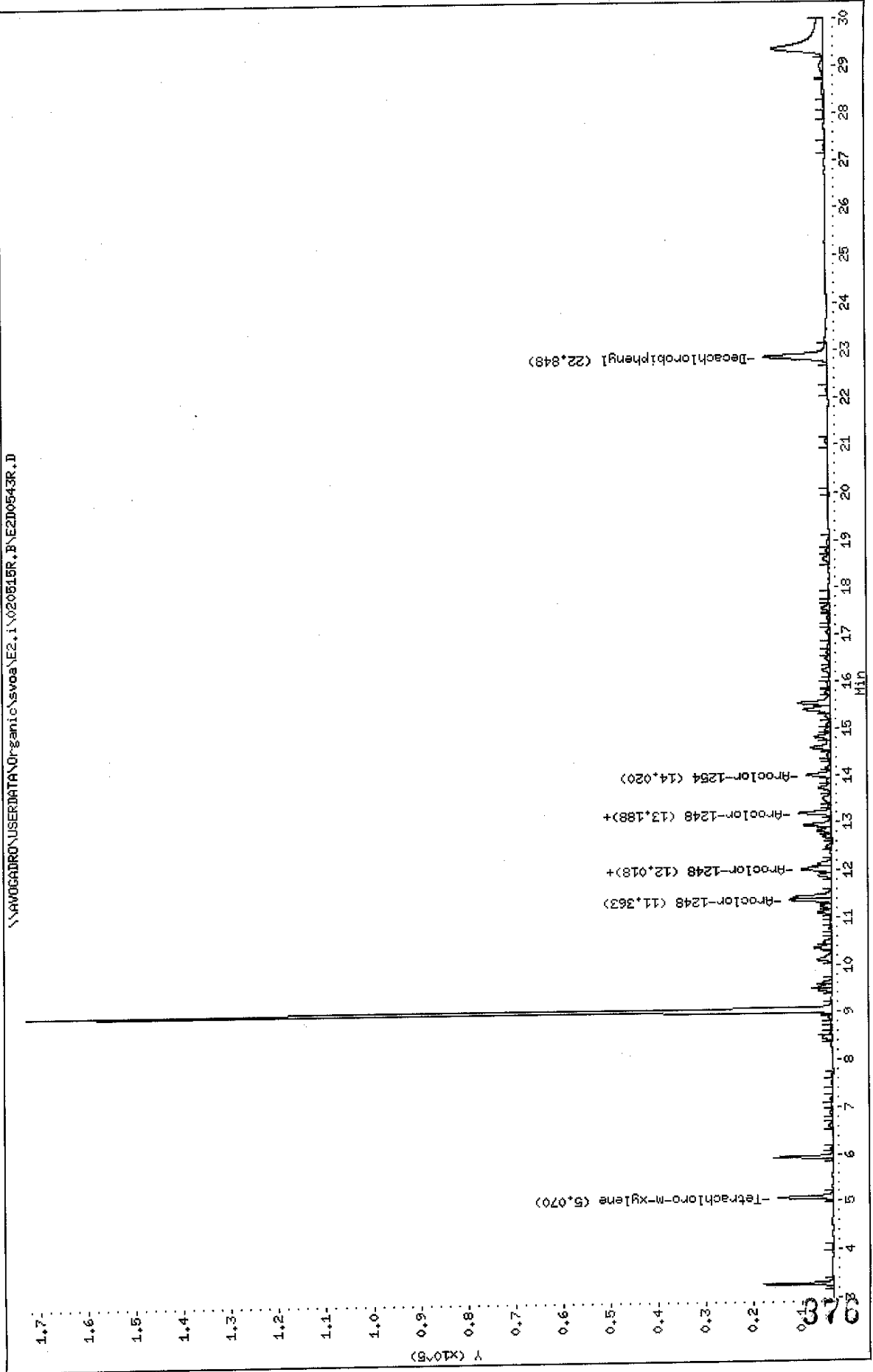
Data File: \\NAVDGADRO\USERDATA\Organic\svoa\NE2.i\020515F.B\NE2D0543F.D
Date : 16-MAY-2002 21:00
Client ID: B-46 2-2
Sample Info: A0740-26A,B-46 2-2.B0514-352.pcb.sub,,
Volume Injected (uL): 1.0
Column phase: RtxCLPPest 2

Instrument: E2.i
Operator: GML
Column diameter: 0.53



Data File: \\AVOCADRO\USERDATA\Organic\svoe\E2.i\020515R.B\E2D0543R.D
 Date : 16-MAY-2002 21:00
 Client ID: B-46 2-2
 Sample Info: A0740-26A,B-46 2-2,B0514-B52,pcb,sub,,
 Volume Injected (uL): 1.0
 Column phase: RtxCLPPest

Instrument: E2.i
 Operator: GHL
 Column diameter: 0.53



Data File: E2D0543F.D
 Report Date: 20-May-2002 10:35

Mitkem Corporation

Sample #1 : \\AVOGADRO\USERDATA\Organic\svoa\E2.i\020515F.B\E2D0543F.D
 Sample #2 : \\AVOGADRO\USERDATA\Organic\svoa\E2.i\020515R.B\E2D0543R.D
 Inj Date : 16-MAY-2002 21:00
 Sample Info : A0740-26A,B-46 2-2,B0514-BS2,pcb.sub,,
 Misc Info : 0,,,2,,,,,,14-MAY-02,14-MAY-02,A0740
 Cal Date : 17-MAY-2002 09:44
 Operator : GML
 Inst ID : E2.i
 Dil Factor : 1.000000

Method #1 : \\AVOGADRO\USERDATA\Organic\svoa\E2.i\020515F.B\E2_PCB_F.m
 Method #2 : \\AVOGADRO\USERDATA\Organic\svoa\E2.i\020515R.B\E2_PCB_R.m
 Sub List #1 : pcb.sub
 Sub List #2 : pcb.sub
 Col #1 Phase : RtxCLPPest 2
 Col #2 Phase : RtxCLPPest

Concentration Formula: $Amt * DF * Uf * Vt / (Vi * Ws * (100 - M) / 100)$

Name	Value	Description
DF	1.000	Dilution Factor
Uf	1.000	Correction factor
Vt	10000.000	Volume of final extract (uL) (1000 low, 2
Vi	1.000	Volume injected (uL)
Ws	30.500	Weight of sample extracted (g)
M	6.000	% Moisture

Compound	RT#1	RT#2	Resp#1	Resp#2	Conc#1 (ug/Kg)	Conc#2 (ug/Kg)	Target Range	Ratio
Tetrachloro-m-xylene	6.473	5.070	12740	11614	13	12		100.00
Decachlorobiphenyl	27.740	22.848	10688	13340	14	17		100.00
Aroclor-1248	12.002	11.363	3593	8834	110	230	80.00- 120.00	100.00
	13.205	12.018	5612	6162	170	230	90.53- 130.53	156.19
	16.167	13.188	8561	6812	390	360	51.03- 91.03	238.27
	Average of Peak Amounts =				220	270		
Aroclor-1254	14.758	12.018	4895	6162	100	150	80.00- 120.00	100.00
	15.805	13.188	7317	6812	220	120	50.14- 90.14	149.48
	17.572	14.020	3354	5118	130	130	34.40- 74.40	68.52
	Average of Peak Amounts =				150	130		

Handwritten note: 377/1000

Handwritten mark: M

FORM 1
PCB ORGANICS ANALYSIS DATA SHEET

CLIENT SAMPLE NO.

B-47 0-2

Lab Name: MITKEM CORPORATION Contract:
 Lab Code: MITKEM Case No.: SAS No.: SDG No.: A0740
 Matrix: (soil/water) SOIL Lab Sample ID: A0740-27A
 Sample wt/vol: 30.3 (g/mL) G Lab File ID: E2D0505F
 % Moisture: 16 decanted: (Y/N) N Date Received: 05/14/02
 Extraction: (SepF/Cont/Sonc) SONC Date Extracted: 05/14/02
 Concentrated Extract Volume: 10000 (uL) Date Analyzed: 05/15/02
 Injection Volume: 1.0 (uL) Dilution Factor: 10.0
 GPC Cleanup: (Y/N) N pH: _____ Sulfur Cleanup: (Y/N) Y

CAS NO. COMPOUND CONCENTRATION UNITS:
(ug/L or ug/Kg) UG/KG Q

12674-11-2-----	Aroclor-1016	390	U
11104-28-2-----	Aroclor-1221	390	U
11141-16-5-----	Aroclor-1232	390	U
53469-21-9-----	Aroclor-1242	390	U
12672-29-6-----	Aroclor-1248	3000	
11097-69-1-----	Aroclor-1254	1600	
11096-82-5-----	Aroclor-1260	390	U

Data File: \AV06ADRONUSERDATA\Organic\swos\E2.i\020515F.B\E2IDW505F.D

Date : 15-May-2002 23:06

Client ID: B-47 0-2

Sample Info: A0740-27A,B-47 0-2,B0514-BS2,pcb.sub,,10

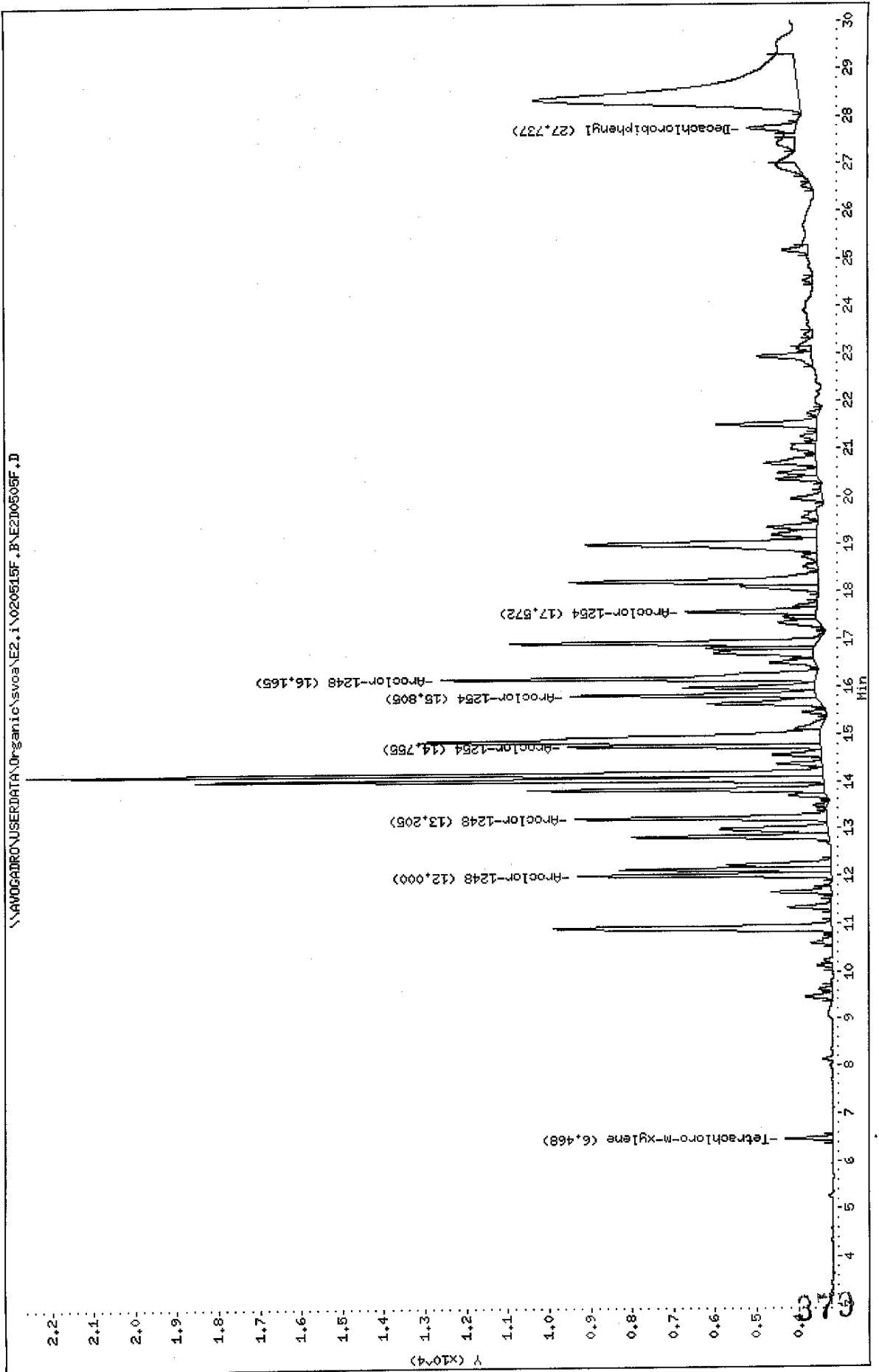
Volume Injected (ul): 1.0

Column phase: RtxCLPest 2

Instrument: E2.i

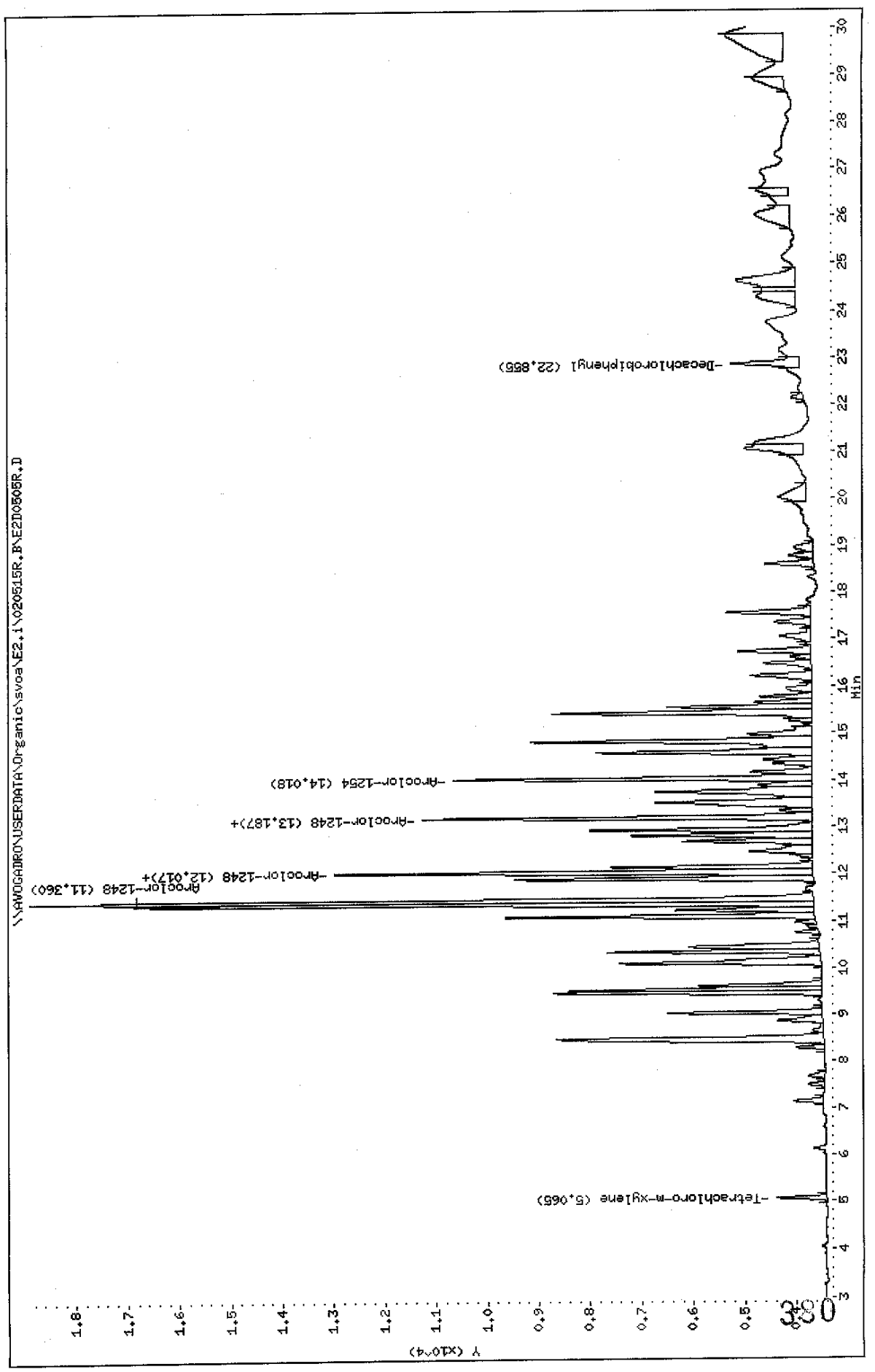
Operator: GHL

Column diameter: 0.53



Data File: \\AVOGADRO\USERDATA\Organic\svos\E2.i\020515R.B\E2I0505R.D
 Date: 15-MAY-2002 23:06
 Client ID: B-47 0-2
 Sample Info: A0740-27H.B-47 0-2.B0514-BS2.pcb.sub.,10
 Volume Injected (ul): 1.0
 Column phase: RtxCLPPest

Instrument: E2.i
 Operator: GML
 Column diameter: 0.53



Data File: E2D0505F.D
 Report Date: 20-May-2002 10:33

Mitkem Corporation

Sample #1 : \\AVOGADRO\USERDATA\Organic\svoa\E2.i\020515F.B\E2D0505F.D
 Sample #2 : \\AVOGADRO\USERDATA\Organic\svoa\E2.i\020515R.B\E2D0505R.D
 Inj Date : 15-MAY-2002 23:06
 Sample Info: A0740-27A,B-47 0-2,B0514-BS2,pcb.sub,,10
 Misc Info : 0,,,2,,,,,,14-MAY-02,14-MAY-02,A0740
 Cal Date : 17-MAY-2002 09:44
 Operator : GML
 Inst ID : E2.i
 Dil Factor : 10.000000

Method #1 : \\AVOGADRO\USERDATA\Organic\svoa\E2.i\020515F.B\E2_PCB_F.m
 Method #2 : \\AVOGADRO\USERDATA\Organic\svoa\E2.i\020515R.B\E2_PCB_R.m
 Sub List #1 : pcb.sub
 Sub List #2 : pcb.sub
 Col #1 Phase : RtxCLPPest 2
 Col #2 Phase : RtxCLPPest

Concentration Formula: $Amt * DF * Uf * Vt / (Vi * Ws * (100 - M) / 100)$

Name	Value	Description
DF	10.000	Dilution Factor
Uf	1.000	Correction factor
Vt	10000.000	Volume of final extract (uL) (1000 low, 2
Vi	1.000	Volume injected (uL)
Ws	30.300	Weight of sample extracted (g)
M	16.000	% Moisture

Compound	RT#1	RT#2	Resp#1	Resp#2	Conc#1 (ug/Kg)	Conc#2 (ug/Kg)	Target Range	Ratio
Tetrachloro-m-xylene	6.468	5.065	1157	977	13	12		100.00 (a)
Decachlorobiphenyl	27.737	22.855	1175	1331	18	19		100.00 (a)
Aroclor-1248	12.000	11.360	6111	13220	2200	4000	80.00- 120.00	100.00
	13.205	12.017	6073	9301	2000	3900	90.53- 130.53	99.38
	16.165	13.187	9031	7587	4700	4600	51.03- 91.03	147.78
	Average of Peak Amounts =				3000	4200		
Aroclor-1254	14.755	12.017	6076	9301	1400	2500	80.00- 120.00	100.00
	15.805	13.187	5905	7587	2000	1500	50.14- 90.14	97.19
	17.572	14.018	3139	6963	1400	2000	34.40- 74.40	51.66
	Average of Peak Amounts =				1600	2000		

5/20/02

n

Data File: E2D0505F.D
Report Date: 20-May-2002 10:33

QC Flag Legend

a - Target compound detected but, quantitated amount
Below Limit Of Quantitation(BLOQ).

FORM 1
PCB ORGANICS ANALYSIS DATA SHEET

CLIENT SAMPLE NO.

B-47 2-2

Lab Name: MITKEM CORPORATION

Contract:

Lab Code: MITKEM Case No.:

SAS No.:

SDG No.: A0740

Matrix: (soil/water) SOIL

Lab Sample ID: A0740-28A

Sample wt/vol: 30.0 (g/mL) G

Lab File ID: E2D0506F

% Moisture: 14 decanted: (Y/N) N

Date Received: 05/14/02

Extraction: (SepF/Cont/Sonc) SONC

Date Extracted: 05/14/02

Concentrated Extract Volume: 10000 (uL)

Date Analyzed: 05/15/02

Injection Volume: 1.0 (uL)

Dilution Factor: 10.0

GPC Cleanup: (Y/N) N pH: ___

Sulfur Cleanup: (Y/N) Y

CAS NO. COMPOUND CONCENTRATION UNITS:
(ug/L or ug/Kg) UG/KG Q

12674-11-2-----Aroclor-1016	390	U
11104-28-2-----Aroclor-1221	390	U
11141-16-5-----Aroclor-1232	390	U
53469-21-9-----Aroclor-1242	390	U
12672-29-6-----Aroclor-1248	390	U
11097-69-1-----Aroclor-1254	560	
11096-82-5-----Aroclor-1260	390	U

Data File: \\AVOCARD\RO\USERDATA\Organic\svea\NE2.i\020515F,B\NE2I0506F.D

Date: 15-MAY-2002 23:39

Client ID: B-47 2-2

Sample Info: A0740-28A,B-47 2-2,B0514-B52,pob.sub.,10

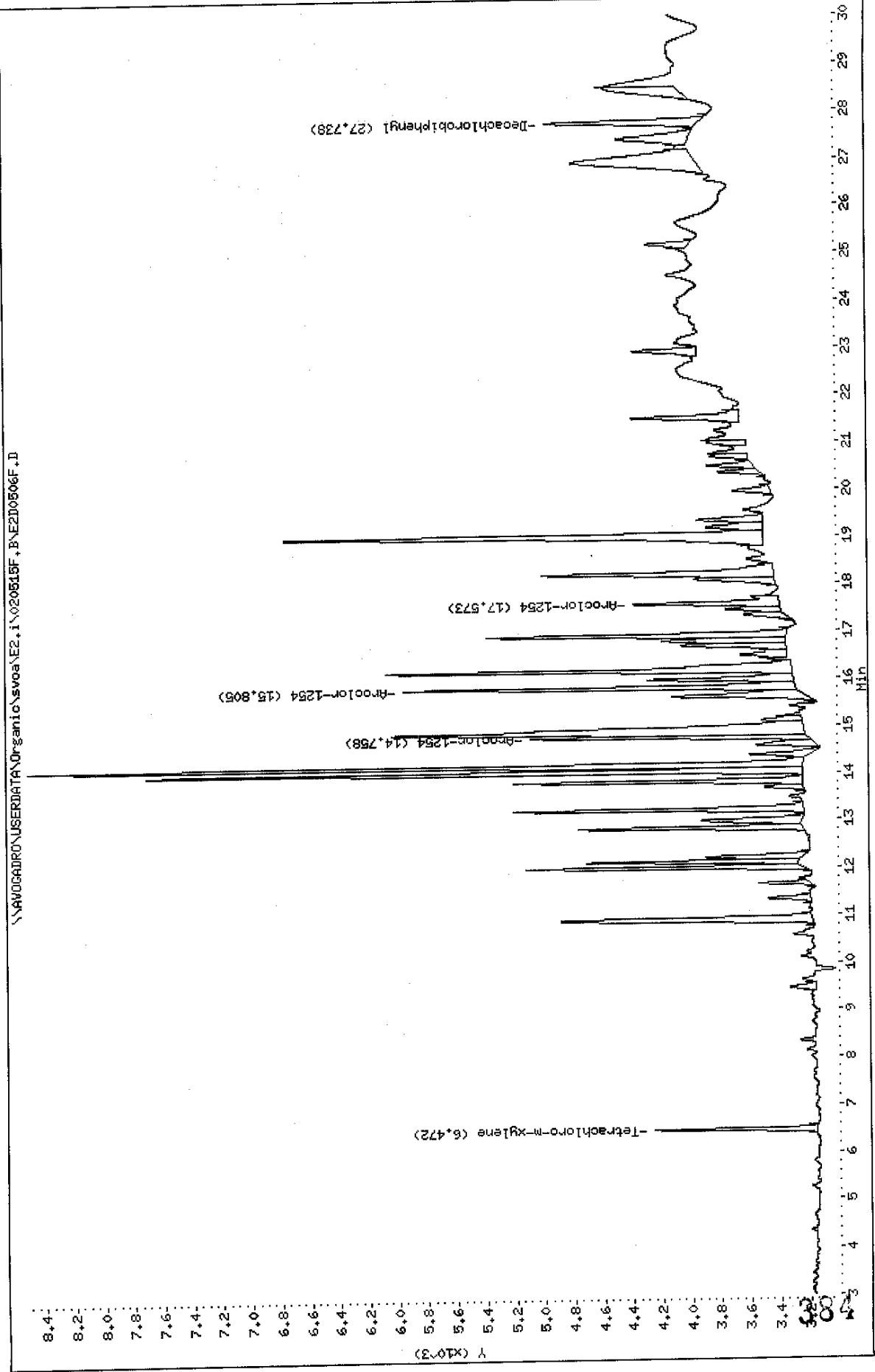
Volume Injected (uL): 1.0

Column phase: RtxCLPPest 2

Instrument: E2.i

Operator: GHL

Column diameter: 0.53



Data File: \\AVOCADRO\USERDATA\Organic\svoa\E2.i\020515R.B\E2D0506R.D

Date: 15-MAY-2002 23:39

Client ID: B-47 2-2

Sample Info: A0740-28A,B-47 2-2.B0514-BS2.pcb.sub.,10

Volume Injected (ul): 1.0

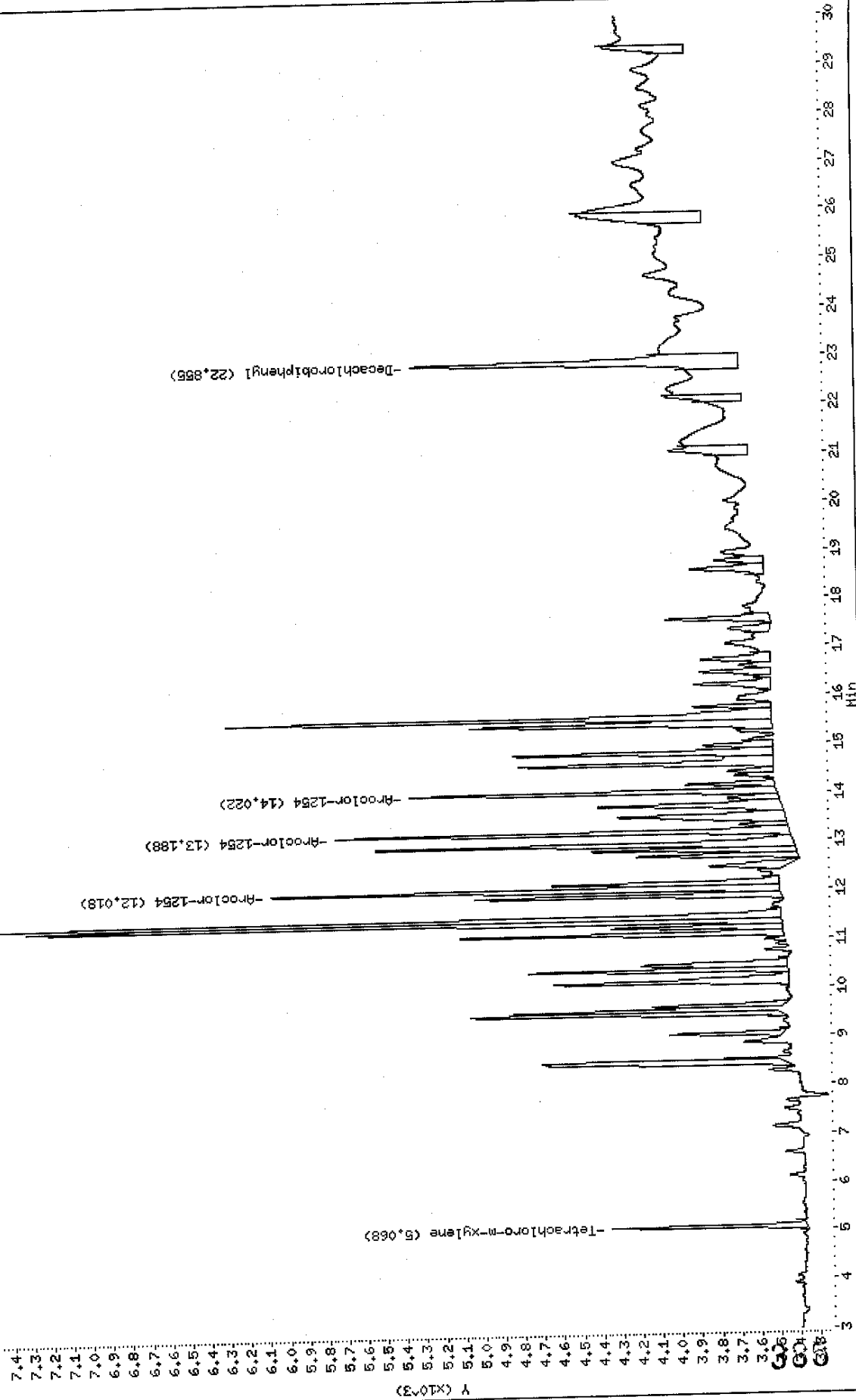
Column phase: RtxCLPPest

Instrument: E2.i

Operator: GHL

Column diameter: 0.53

\\AVOCADRO\USERDATA\Organic\svoa\E2.i\020515R.B\E2D0506R.D



Data File: E2D0506F.D
 Report Date: 20-May-2002 10:33

Mitkem Corporation

Sample #1 : \\AVOGADRO\USERDATA\Organic\svoa\E2.i\020515F.B\E2D0506F.D
 Sample #2 : \\AVOGADRO\USERDATA\Organic\svoa\E2.i\020515R.B\E2D0506R.D
 Inj Date : 15-MAY-2002 23:39
 Sample Info: A0740-28A,B-47 2-2,B0514-BS2,pcb.sub,,10
 Misc Info : 0,,,2,,,,,,14-MAY-02,14-MAY-02,A0740
 Cal Date : 17-MAY-2002 09:44
 Operator : GML
 Inst ID : E2.i
 Dil Factor : 10.000000

Method #1 : \\AVOGADRO\USERDATA\Organic\svoa\E2.i\020515F.B\E2_PCB_F.m
 Method #2 : \\AVOGADRO\USERDATA\Organic\svoa\E2.i\020515R.B\E2_PCB_R.m
 Sub List #1 : pcb.sub
 Sub List #2 : pcb.sub
 Col #1 Phase : RtxCLPPest 2
 Col #2 Phase : RtxCLPPest

Concentration Formula: $Amt * DF * Uf * Vt / (Vi * Ws * (100 - M) / 100)$

Name	Value	Description
DF	10.000	Dilution Factor
Uf	1.000	Correction factor
Vt	10000.000	Volume of final extract (uL) (1000 low, 2
Vi	1.000	Volume injected (uL)
Ws	30.000	Weight of sample extracted (g)
M	14.000	% Moisture

Compound	RT#1	RT#2	Resp#1	Resp#2	Conc#1 (ug/Kg)	Conc#2 (ug/Kg)	Target Range	Ratio
Tetrachloro-m-xylene	6.472	5.068	1109	991	12	12		100.00(a)
Decachlorobiphenyl	27.738	22.855	1046	1666	16	24		100.00(a)
Aroclor-1254	14.758	12.018	1887	2590	440	680	80.00- 120.00	100.00
	15.805	13.188	2680	2317	900	460	50.14- 90.14	142.02
	17.573	14.022	998	1868	430	520	34.40- 74.40	52.89
Average of Peak Amounts =					590	550		

QC Flag Legend

a - Target compound detected but, quantitated amount
 Below Limit of Quantitation(BLOQ).

FORM 1
PCB ORGANICS ANALYSIS DATA SHEET

CLIENT SAMPLE NO.

B-48 0-2

Lab Name: MITKEM CORPORATION Contract:
 Lab Code: MITKEM Case No.: SAS No.: SDG No.: A0740
 Matrix: (soil/water) SOIL Lab Sample ID: A0740-29A
 Sample wt/vol: 30.0 (g/mL) G Lab File ID: E2D0507F
 % Moisture: 13 decanted: (Y/N) N Date Received: 05/14/02
 Extraction: (SepF/Cont/Sonc) SONC Date Extracted: 05/14/02
 Concentrated Extract Volume: 10000 (uL) Date Analyzed: 05/16/02
 Injection Volume: 1.0 (uL) Dilution Factor: 10.0
 GPC Cleanup: (Y/N) N pH: ___ Sulfur Cleanup: (Y/N) Y

CAS NO. COMPOUND CONCENTRATION UNITS:
(ug/L or ug/Kg) UG/KG Q

12674-11-2-----	Aroclor-1016	380	U
11104-28-2-----	Aroclor-1221	380	U
11141-16-5-----	Aroclor-1232	380	U
53469-21-9-----	Aroclor-1242	380	U
12672-29-6-----	Aroclor-1248	2100	
11097-69-1-----	Aroclor-1254	860	
11096-82-5-----	Aroclor-1260	380	U

Data File: \\AV06ADRO\USERDATA\Organic\svos\E2.1\020615F.B\E2D0607F.D

Date: 16-MAY-2002 00:12

Client ID: B-48 0-2

Sample Info: A0740-29A.B-48 0-2.B0614-B82.pcb.sub.,10

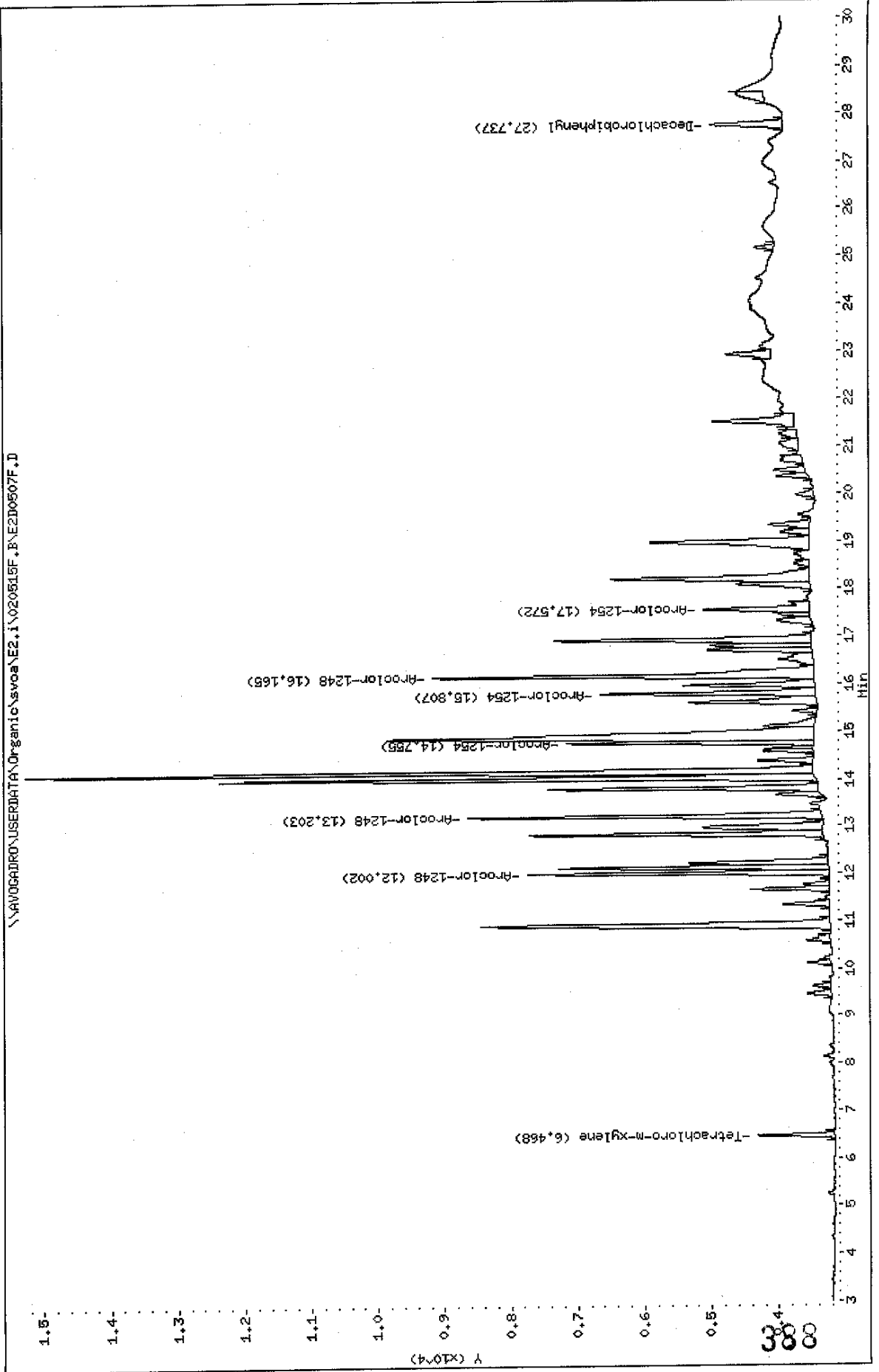
Volume Injected (uL): 1.0

Column phase: RtxCLPPest 2

Instrument: E2.1

Operator: GHL

Column diameter: 0.53



Data File: \\AVOCADRON\USERDATA\Organic\svoc\E2.1\020515R,BNE2D0507R.D

Date: 16-MAY-2002 00:12

Client ID: B-48 0-2

Sample Info: A0740-29A,B-48 0-2,B0514-352,pcb.sub,,10

Volume Injected (uL): 1.0


Column phase: Rt:CLPPest

Instrument: E2.1

Operator: GHL

Column diameter: 0.53

\\AVOCADRON\USERDATA\Organic\svoc\E2.1\020515R,BNE2D0507R.D



Data File: E2D0507F.D
 Report Date: 20-May-2002 10:33

Mitkem Corporation

Sample #1 : \\AVOGADRO\USERDATA\Organic\svoa\E2.i\020515F.B\E2D0507F.D
 Sample #2 : \\AVOGADRO\USERDATA\Organic\svoa\E2.i\020515R.B\E2D0507R.D
 Inj Date : 16-MAY-2002 00:12
 Sample Info: A0740-29A,B-48 0-2,B0514-BS2,pcb.sub,,10
 Misc Info : 0,,,2,,,,,,14-MAY-02,14-MAY-02,A0740
 Cal Date : 17-MAY-2002 09:44
 Operator : GML
 Inst ID : E2.i
 Dil Factor : 10.000000

Method #1 : \\AVOGADRO\USERDATA\Organic\svoa\E2.i\020515F.B\E2_PCB_F.m
 Method #2 : \\AVOGADRO\USERDATA\Organic\svoa\E2.i\020515R.B\E2_PCB_R.m
 Sub List #1 : pcb.sub
 Sub List #2 : pcb.sub
 Col #1 Phase : RtxCLPPest 2
 Col #2 Phase : RtxCLPPest

Concentration Formula: $Amt * DF * Uf * Vt / (Vi * Ws * (100 - M) / 100)$

Name	Value	Description
DF	10.000	Dilution Factor
Uf	1.000	Correction factor
Vt	10000.000	Volume of final extract (uL) (1000 low, 2
Vi	1.000	Volume injected (uL)
Ws	30.000	Weight of sample extracted (g)
M	13.000	% Moisture

Compound	RT#1	RT#2	Resp#1	Resp#2	Conc#1 (ug/Kg)	Conc#2 (ug/Kg)	Target Range	Ratio
Tetrachloro-m-xylene	6.468	5.063	1149	964	13	11		100.00(a)
Decachlorobiphenyl	27.737	22.857	1069	1296	16	18		100.00(a)
Aroclor-1248	12.002	11.362	4510	7881	1600	2300	80.00- 120.00	100.00
	13.203	12.015	5301	6187	1700	2500	90.53- 130.53	117.54
	16.165	13.187	5722	4676	2900	2700	51.03- 91.03	126.87
	Average of Peak Amounts =				2100	2500		
Aroclor-1254	14.755	12.015	3702	6187	850	1600	80.00- 120.00	100.00
	15.807	13.187	3222	4676	1100	920	50.14- 90.14	87.03
	17.572	14.020	1578	3540	670	970	34.40- 74.40	42.63
	Average of Peak Amounts =				870	1200		

PK 3/16/02

Data File: E2D0507F.D
Report Date: 20-May-2002 10:33

QC Flag Legend

a - Target compound detected but, quantitated amount
Below Limit Of Quantitation(BLOQ).

FORM 1
PCB ORGANICS ANALYSIS DATA SHEET

CLIENT SAMPLE NO.

B-48 2-2

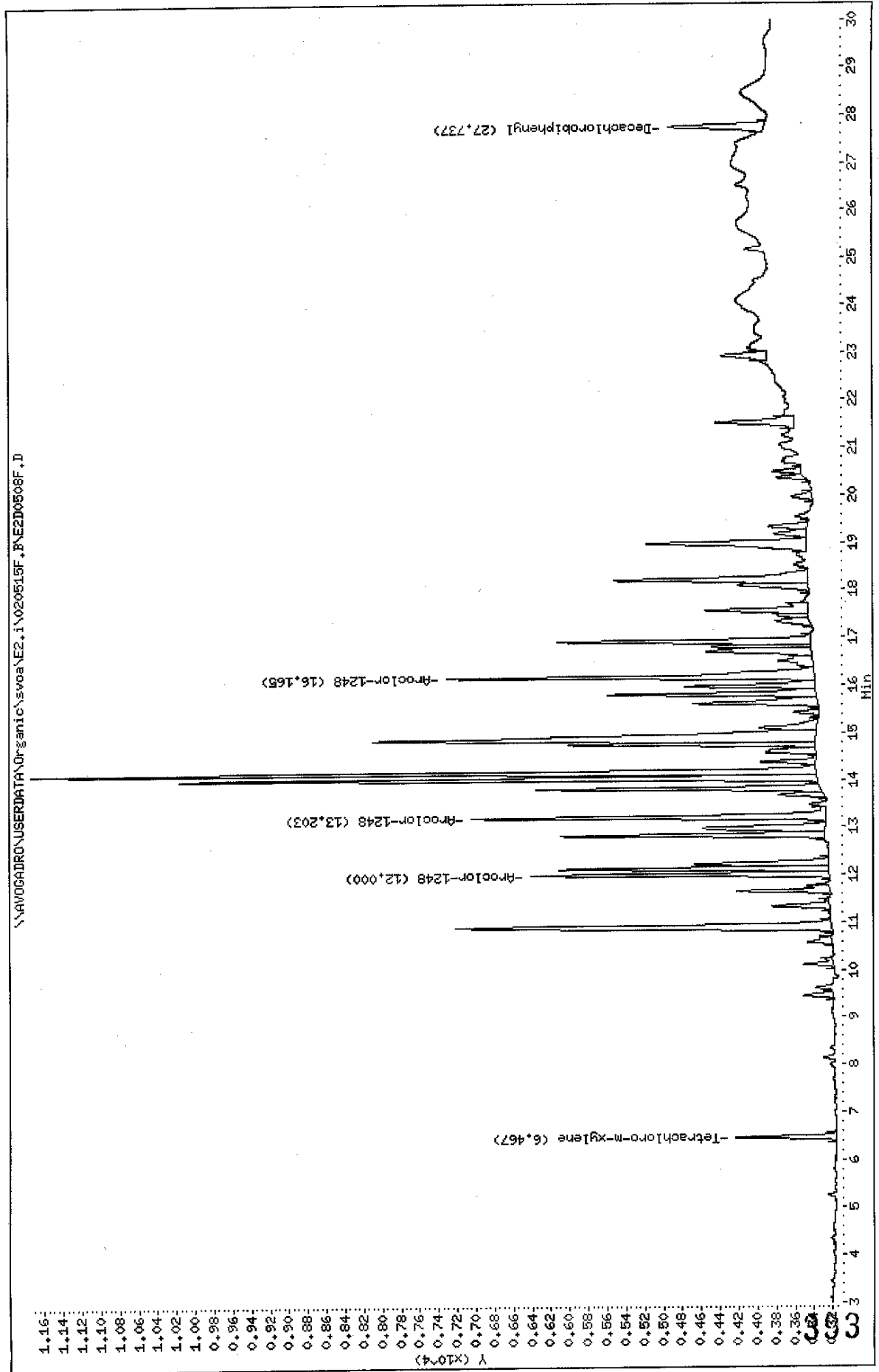
Lab Name: MITKEM CORPORATION Contract:
 Lab Code: MITKEM Case No.: SAS No.: SDG No.: A0740
 Matrix: (soil/water) SOIL Lab Sample ID: A0740-30A
 Sample wt/vol: 30.2 (g/mL) G Lab File ID: E2D0508F
 % Moisture: 7 decanted: (Y/N) N Date Received: 05/14/02
 Extraction: (SepF/Cont/Sonc) SONC Date Extracted: 05/14/02
 Concentrated Extract Volume: 10000 (uL) Date Analyzed: 05/16/02
 Injection Volume: 1.0 (uL) Dilution Factor: 10.0
 GPC Cleanup: (Y/N) N pH: ___ Sulfur Cleanup: (Y/N) Y

CAS NO. COMPOUND CONCENTRATION UNITS:
(ug/L or ug/Kg) UG/KG Q

12674-11-2-----	Aroclor-1016	360	U
11104-28-2-----	Aroclor-1221	360	U
11141-16-5-----	Aroclor-1232	360	U
53469-21-9-----	Aroclor-1242	360	U
12672-29-6-----	Aroclor-1248	1300	
11097-69-1-----	Aroclor-1254	360	U
11096-82-5-----	Aroclor-1260	360	U

Data File: \\AV06ADRO\USERDATA\Organic\svos\E2.i\020615F.B\E2D0508F.D
 Date: 16-May-2002 00:44
 Client ID: B-48 2-2
 Sample Info: A0740-30A.B-48 2-2, B0514-BS2.pcb.sub.,10
 Volume Injected (uL): 1.0
 Column phase: Rt:CLPPest 2

Instrument: E2.1
 Operator: GHL
 Column diameter: 0.53



Data File: \\AV06ADRO\USERDATA\Organic\svos\E2,i\020515R,B\E2D0508R.D

Date: 16-MAY-2002 00:44

Client ID: B-48 2-2

Sample Info: A0740-30A,B-48 2-2,B0514-3S2,pcb,sub,,10

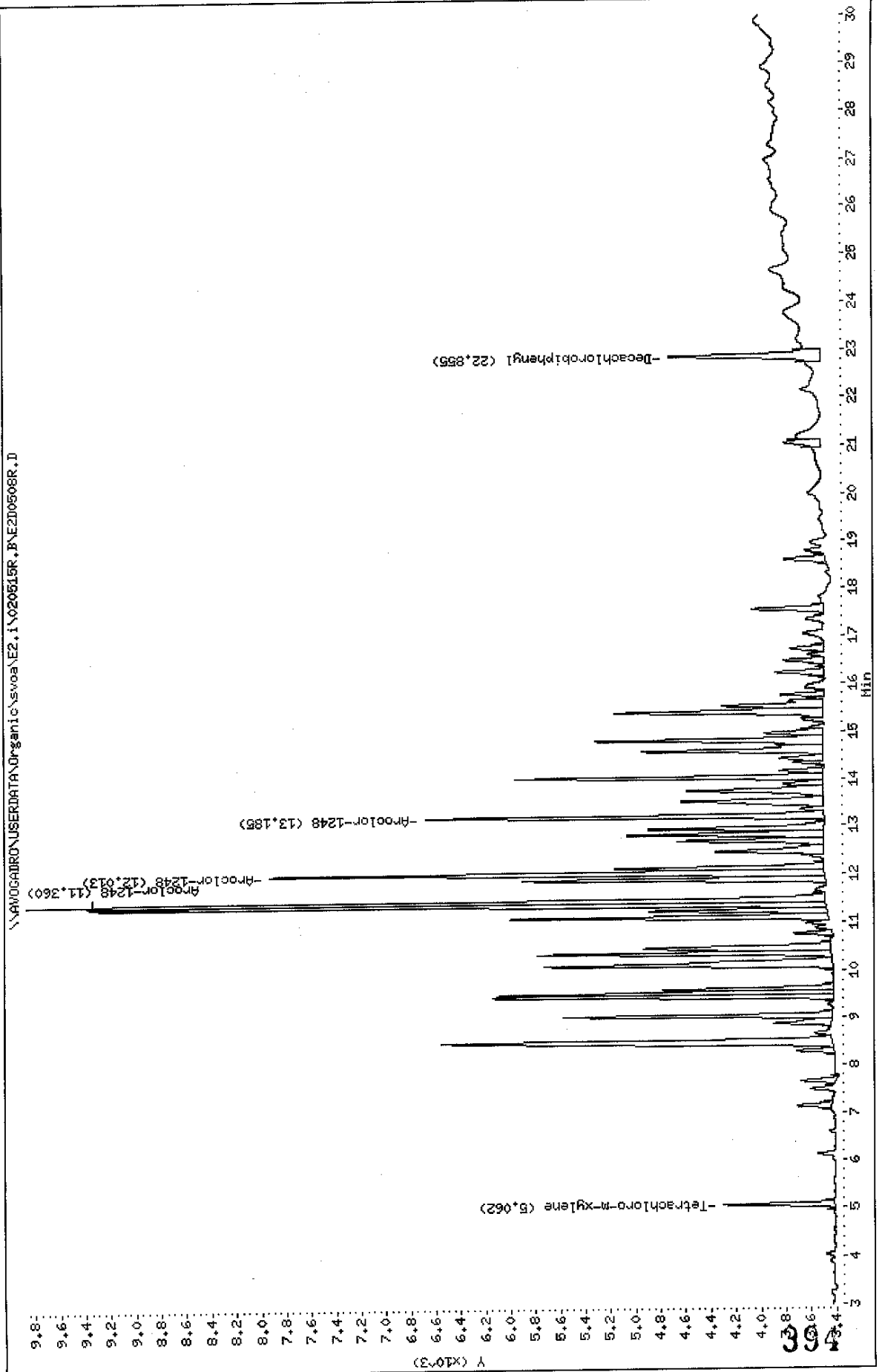
Volume Injected (uL): 1.0

Column phase: RtxCLPPest

Instrument: E2.1

Operator: GHL

Column diameter: 0.53



Data File: E2D0508F.D
 Report Date: 20-May-2002 10:33

Mitkem Corporation

Sample #1 : \\AVOGADRO\USERDATA\Organic\svoa\E2.i\020515F.B\E2D0508F.D
 Sample #2 : \\AVOGADRO\USERDATA\Organic\svoa\E2.i\020515R.B\E2D0508R.D
 Inj Date : 16-MAY-2002 00:44
 Sample Info: A0740-30A,B-48 2-2,B0514-BS2,pcb.sub,,10
 Misc Info : 0,,,2,,,,,,14-MAY-02,14-MAY-02,A0740
 Cal Date : 17-MAY-2002 09:44
 Operator : GML
 Inst ID : E2.i
 Dil Factor : 10.000000

Method #1 : \\AVOGADRO\USERDATA\Organic\svoa\E2.i\020515F.B\E2_PCB_F.m
 Method #2 : \\AVOGADRO\USERDATA\Organic\svoa\E2.i\020515R.B\E2_PCB_R.m
 Sub List #1 : pcb.sub
 Sub List #2 : pcb.sub
 Col #1 Phase : RtxCLPPest 2
 Col #2 Phase : RtxCLPPest

Concentration Formula: $Amt * DF * Uf * Vt / (Vi * Ws * (100 - M) / 100)$

Name	Value	Description
DF	10.000	Dilution Factor
Uf	1.000	Correction factor
Vt	10000.000	Volume of final extract (uL) (1000 low, 2
Vi	1.000	Volume injected (uL)
Ws	30.200	Weight of sample extracted (g)
M	7.000	% Moisture

Compound	RT#1	RT#2	Resp#1	Resp#2	Conc#1 (ug/Kg)	Conc#2 (ug/Kg)	Target Range	Ratio
Tetrachloro-m-xylene	6.467	5.062	1073	895	11	9.8		100.00(a)
Decachlorobiphenyl	27.737	22.855	1022	1212	14	16		100.00(a)
Aroclor-1248	12.000	11.360	3182	5887	1000	1600	80.00- 120.00	100.00
	13.203	12.013	3782	4440	1100	1700	90.53- 130.53	118.86
	16.165	13.185	3913	3192	1800	1700	51.03- 91.03	122.97
Average of Peak Amounts =					1300	1700		

QC Flag Legend

a - Target compound detected but, quantitated amount
 Below Limit of Quantitation(BLOQ).

FORM 1
PCB ORGANICS ANALYSIS DATA SHEET

CLIENT SAMPLE NO.

B-49 0-2

Lab Name: MITKEM CORPORATION Contract:
 Lab Code: MITKEM Case No.: SAS No.: SDG No.: A0740
 Matrix: (soil/water) SOIL Lab Sample ID: A0740-31A
 Sample wt/vol: 30.3 (g/mL) G Lab File ID: E2D0509F
 % Moisture: 10 decanted: (Y/N) N Date Received: 05/14/02
 Extraction: (SepF/Cont/Sonc) SONC Date Extracted: 05/14/02
 Concentrated Extract Volume: 10000 (uL) Date Analyzed: 05/16/02
 Injection Volume: 1.0 (uL) Dilution Factor: 10.0
 GPC Cleanup: (Y/N) N pH: ___ Sulfur Cleanup: (Y/N) Y

CAS NO.	COMPOUND	CONCENTRATION UNITS:	
		(ug/L or ug/Kg)	UG/KG Q
12674-11-2-----	Aroclor-1016	370	U
11104-28-2-----	Aroclor-1221	370	U
11141-16-5-----	Aroclor-1232	370	U
53469-21-9-----	Aroclor-1242	370	U
12672-29-6-----	Aroclor-1248	2700	P
11097-69-1-----	Aroclor-1254	370	U
11096-82-5-----	Aroclor-1260	370	U

Data File: \\NAVOGRAD\RO\USERDATA\Organic\svea\NE2.i\020515F.B\NE2D0509F.D

Date: 16-MAY-2002 01:17

Client ID: B-49 0-2

Sample Info: A0740-31A.B-49 0-2, B0514-852.pob.sub,,10

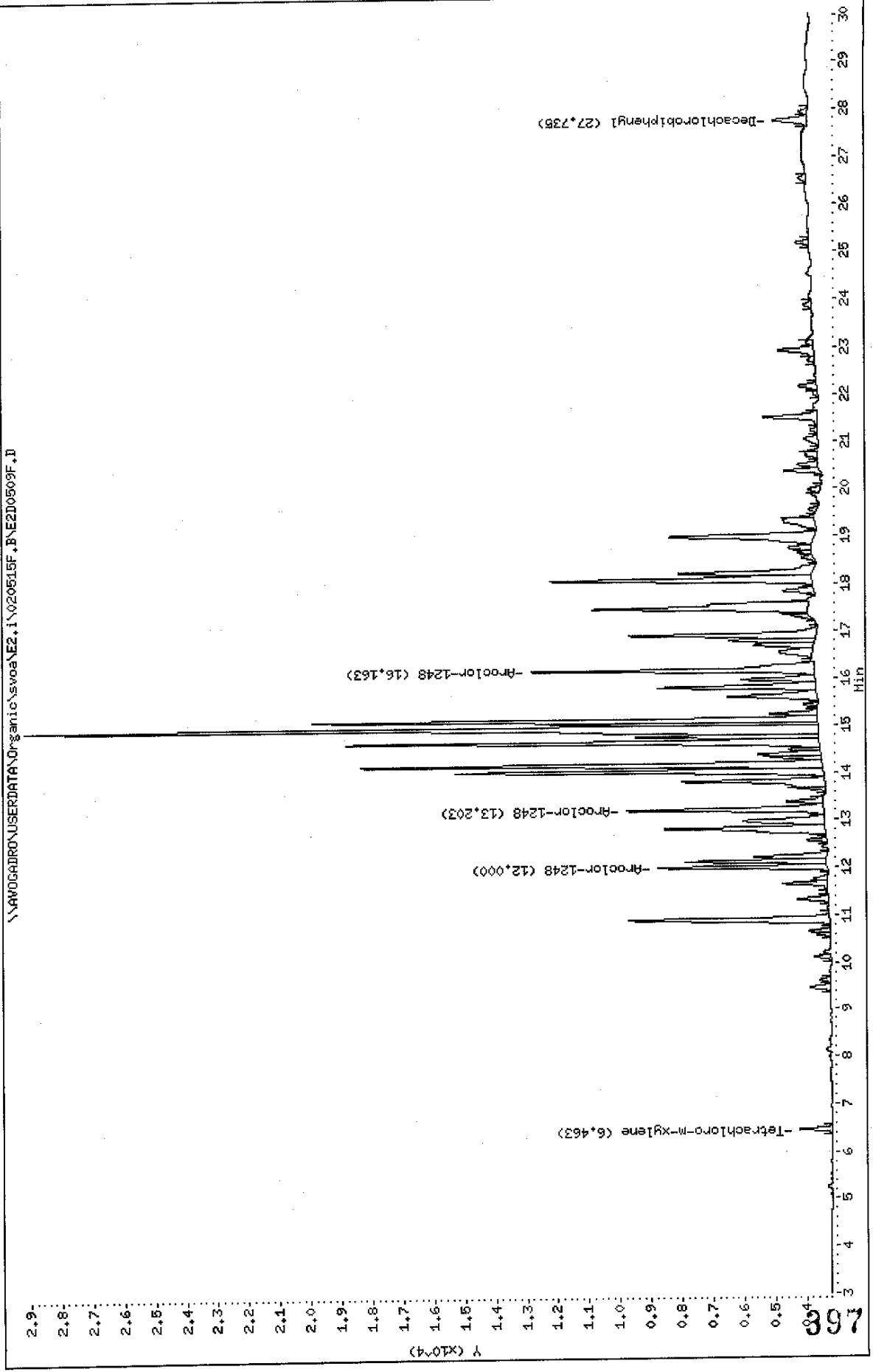
Volume Injected (uL): 1.0

Column phase: RtxCLPPest 2

Instrument: E2.i

Operator: GHL

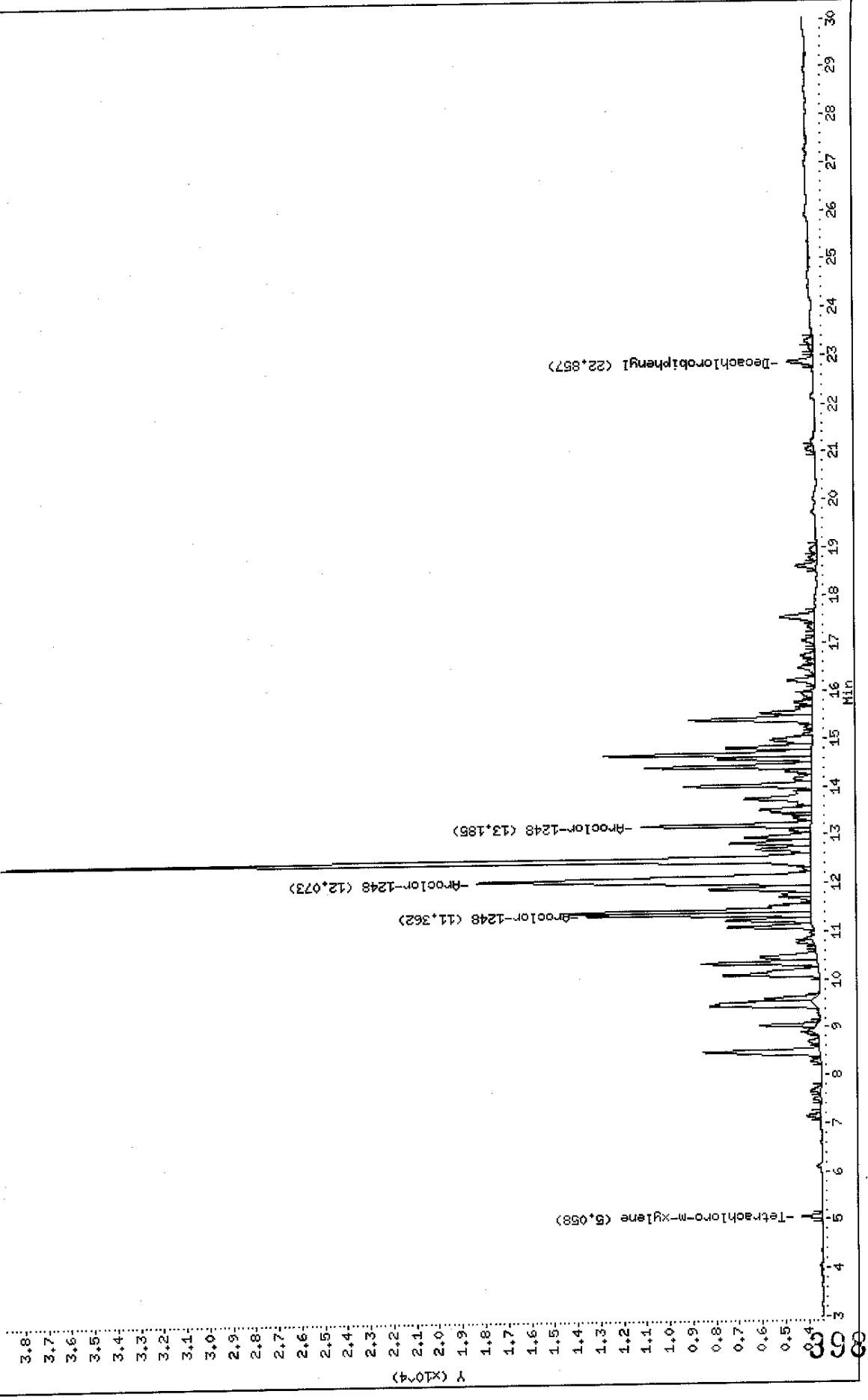
Column diameter: 0.53



Data File: \\AVOCADRO\USERDATA\Organic\svos\E2,i\020515R,B\E2I0509R.D
 Date: 16-MAY-2002 01:17
 Client ID: B-49 0-2
 Sample Info: A0740-31A,B-49 0-2,B0514-B52,pcb.sub.,10
 Volume Injected (uL): 1.0
 Column phase: RtxCLPPest

Instrument: E2.i
 Operator: GHL
 Column diameter: 0.53

\\AVOCADRO\USERDATA\Organic\svos\E2,i\020515R,B\E2I0509R.D



Data File: E2D0509F.D
 Report Date: 20-May-2002 10:33

Mitkem Corporation

Sample #1 : \\AVOGADRO\USERDATA\Organic\svoa\E2.i\020515F.B\E2D0509F.D
 Sample #2 : \\AVOGADRO\USERDATA\Organic\svoa\E2.i\020515R.B\E2D0509R.D
 Inj Date : 16-MAY-2002 01:17
 Sample Info: A0740-31A,B-49 0-2,B0514-BS2,pcb.sub,,10
 Misc Info : 0,,,2,,,,,,14-MAY-02,14-MAY-02,A0740
 Cal Date : 17-MAY-2002 09:44
 Operator : GML
 Inst ID : E2.i
 Dil Factor : 10.000000

Method #1 : \\AVOGADRO\USERDATA\Organic\svoa\E2.i\020515F.B\E2_PCB_F.m
 Method #2 : \\AVOGADRO\USERDATA\Organic\svoa\E2.i\020515R.B\E2_PCB_R.m
 Sub List #1 : pcb.sub
 Sub List #2 : pcb.sub
 Col #1 Phase : RtxCLPPest 2
 Col #2 Phase : RtxCLPPest

Concentration Formula: $Amt * DF * Uf * Vt / (Vi * Ws * (100 - M) / 100)$

Name	Value	Description
DF	10.000	Dilution Factor
Uf	1.000	Correction factor
Vt	10000.000	Volume of final extract (uL) (1000 low, 2
Vi	1.000	Volume injected (uL)
Ws	30.300	Weight of sample extracted (g)
M	10.000	% Moisture

Compound	RT#1	RT#2	Resp#1	Resp#2	Conc#1 (ug/Kg)	Conc#2 (ug/Kg)	Target Range	Ratio
Tetrachloro-m-xylene	6.463	5.058	1044	864	11	9.8		100.00 (a)
Decachlorobiphenyl	27.735	22.857	1094	1095	16	15		100.00 (a)
Aroclor-1248	12.000	11.362	5443	9733	1800	2700	80.00- 120.00	100.00
	13.203	12.073	6348	14529	2000	5600	90.53- 130.53	116.63
	16.163	13.185	9111	7398	4400	4100	51.03- 91.03	167.39
Average of Peak Amounts =					2700	4100		

QC Flag Legend

a - Target compound detected but, quantitated amount
 Below Limit Of Quantitation(BLOQ).

u

FORM 1
PCB ORGANICS ANALYSIS DATA SHEET

CLIENT SAMPLE NO.

B-49 2-2

Lab Name: MITKEM CORPORATION Contract:
 Lab Code: MITKEM Case No.: SAS No.: SDG No.: A0740
 Matrix: (soil/water) SOIL Lab Sample ID: A0740-32A
 Sample wt/vol: 30.3 (g/mL) G Lab File ID: E2D0536F
 % Moisture: 7 decanted: (Y/N) N Date Received: 05/14/02
 Extraction: (SepF/Cont/Sonc) SONC Date Extracted: 05/14/02
 Concentrated Extract Volume: 10000 (uL) Date Analyzed: 05/16/02
 Injection Volume: 1.0 (uL) Dilution Factor: 1.0
 GPC Cleanup: (Y/N) N pH: ____ Sulfur Cleanup: (Y/N) Y

CAS NO. COMPOUND CONCENTRATION UNITS:
 (ug/L or ug/Kg) UG/KG Q

12674-11-2-----	Aroclor-1016	35	U
11104-28-2-----	Aroclor-1221	35	U
11141-16-5-----	Aroclor-1232	35	U
53469-21-9-----	Aroclor-1242	35	U
12672-29-6-----	Aroclor-1248	35	U
11097-69-1-----	Aroclor-1254	140	
11096-82-5-----	Aroclor-1260	35	U

Data File: \\NAVOGADRON\USERDATA\Organic\svoc\NE2.i\020515F.B\NE2D0536F.D

Date : 16-MAY-2002 17:09

Client ID: B-49 2-2

Sample Info: A0740-32A,B-49 2-2,B0514-B52,pcb.sub,,

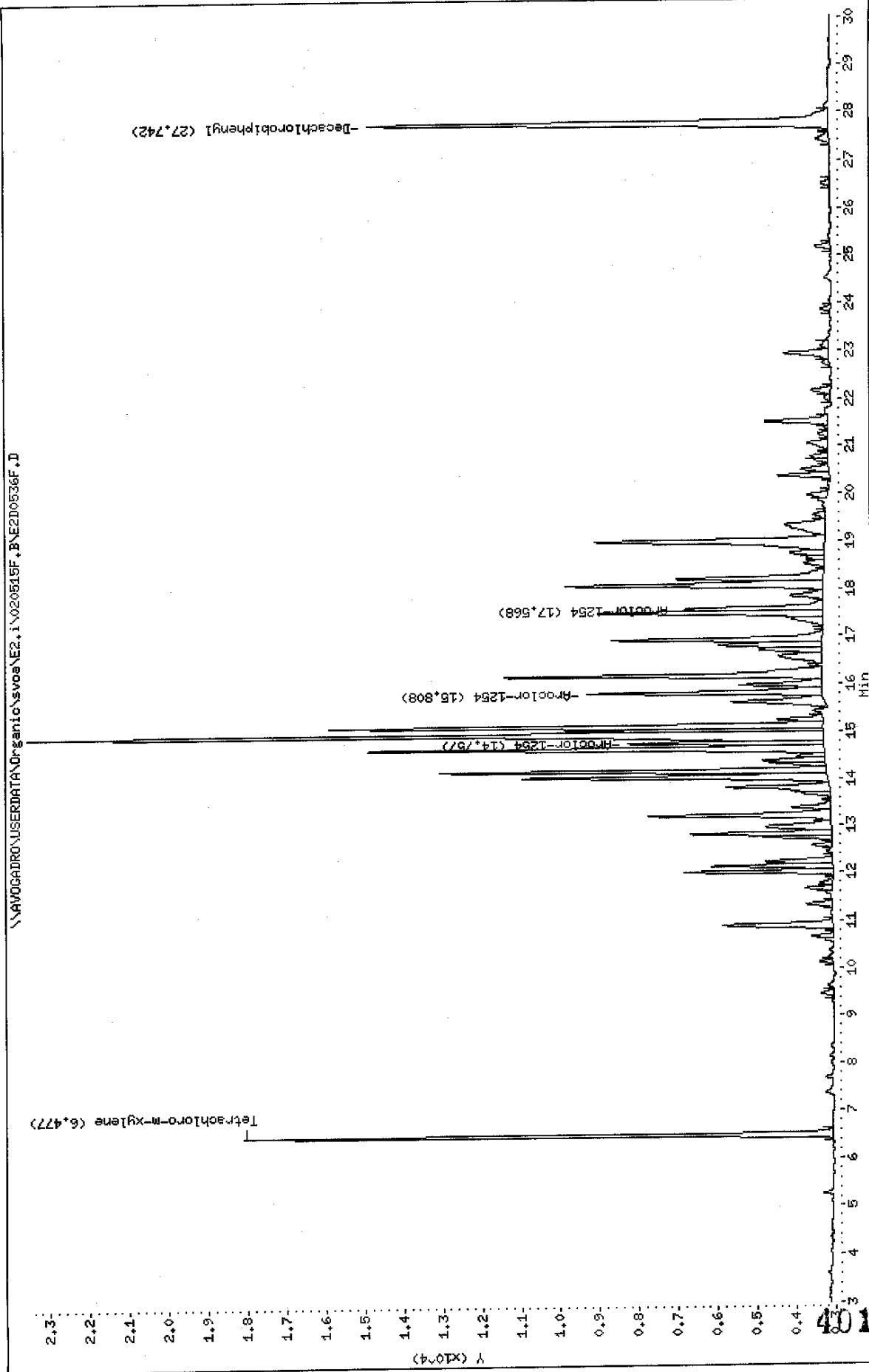
Volume Injected (uL): 1.0

Column phase: RtxCLPPest 2

Instrument: E2.i

Operator: GML

Column diameter: 0.53



Data File: \\AVOGADRO\USERDATA\Organic\svoa\E2.i\020515R.BAE2D0536R.D

Date: 16-MAY-2002 17:09

Client ID: B-49 2-2

Sample Info: A0740-32A,B-49 2-2,B0514-B52,pcb.sub,,

Volume Injected (uL): 1.0

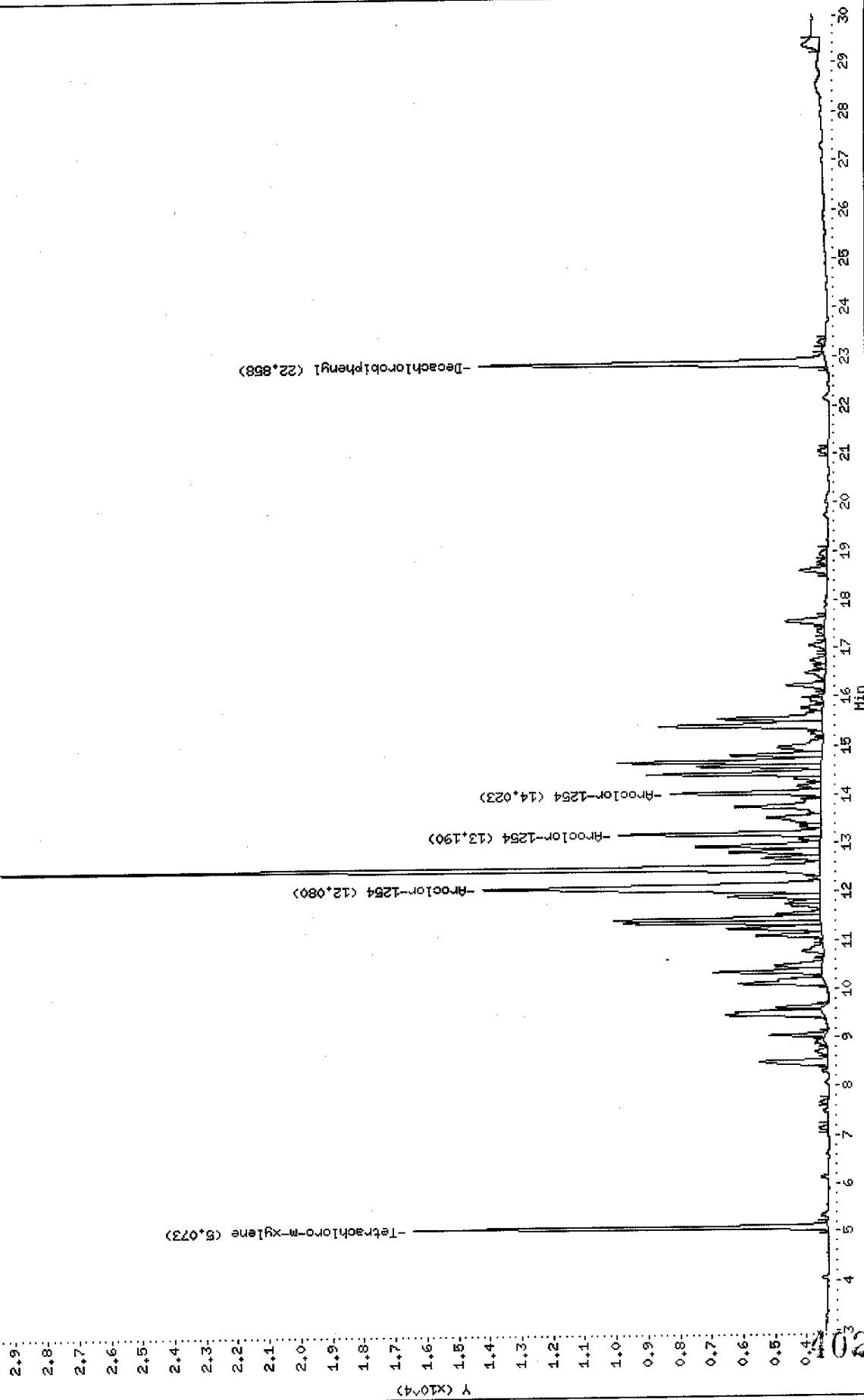
Column phase: RtxCLPPest

Instrument: E2.i

Operator: GHL

Column diameter: 0.53

\\AVOGADRO\USERDATA\Organic\svoa\E2.i\020515R.BAE2D0536R.D



Data File: E2D0536F.D
 Report Date: 20-May-2002 10:35

Mitkem Corporation

Sample #1 : \\AVOGADRO\USERDATA\Organic\svoa\E2.i\020515F.B\E2D0536F.D
 Sample #2 : \\AVOGADRO\USERDATA\Organic\svoa\E2.i\020515R.B\E2D0536R.D
 Inj Date : 16-MAY-2002 17:09
 Sample Info: A0740-32A,B-49 2-2,B0514-BS2,pcb.sub,,
 Misc Info : 0,,,2,,,,,,14-MAY-02,14-MAY-02,A0740
 Cal Date : 17-MAY-2002 09:44
 Operator : GML
 Inst ID : E2.i
 Dil Factor : 1.000000

Method #1 : \\AVOGADRO\USERDATA\Organic\svoa\E2.i\020515F.B\E2_PCB_F.m
 Method #2 : \\AVOGADRO\USERDATA\Organic\svoa\E2.i\020515R.B\E2_PCB_R.m
 Sub List #1 : pcb.sub
 Sub List #2 : pcb.sub
 Col #1 Phase : RtxCLPPest 2
 Col #2 Phase : RtxCLPPest

Concentration Formula: $Amt * DF * Uf * Vt / (Vi * Ws * (100 - M) / 100)$

Name	Value	Description
DF	1.000	Dilution Factor
Uf	1.000	Correction factor
Vt	10000.000	Volume of final extract (uL) (1000 low, 2
Vi	1.000	Volume injected (uL)
Ws	30.300	Weight of sample extracted (g)
M	7.000	% Moisture

Compound	RT#1	RT#2	Resp#1	Resp#2	Conc#1 (ug/Kg)	Conc#2 (ug/Kg)	Target Range	Ratio
Tetrachloro-m-xylene	6.477	5.073	15030	13122	16	14		100.00
Decachlorobiphenyl	27.742	22.858	11720	10964	16	14		100.00
Aroclor-1254	14.757	12.080	4974	10659	100	260	80.00- 120.00	100.00
	15.808	13.190	5970	6343	180	120	50.14- 90.14	120.02
	17.568	14.023	3506	4732	140	120	34.40- 74.40	70.49
Average of Peak Amounts =					140	170		

5/16/02

u

FORM 1
PCB ORGANICS ANALYSIS DATA SHEET

CLIENT SAMPLE NO.

B-50 0-2

Lab Name: MITKEM CORPORATION Contract:
 Lab Code: MITKEM Case No.: SAS No.: SDG No.: A0740
 Matrix: (soil/water) SOIL Lab Sample ID: A0740-33A
 Sample wt/vol: 30.2 (g/mL) G Lab File ID: E2D0511F
 % Moisture: 14 decanted: (Y/N) N Date Received: 05/14/02
 Extraction: (SepF/Cont/Sonc) SONC Date Extracted: 05/14/02
 Concentrated Extract Volume: 10000 (uL) Date Analyzed: 05/16/02
 Injection Volume: 1.0 (uL) Dilution Factor: 10.0
 GPC Cleanup: (Y/N) N pH: _____ Sulfur Cleanup: (Y/N) Y

CAS NO.	COMPOUND	CONCENTRATION UNITS: (ug/L or ug/Kg) UG/KG	
12674-11-2-----	Aroclor-1016	380	U
11104-28-2-----	Aroclor-1221	380	U
11141-16-5-----	Aroclor-1232	380	U
53469-21-9-----	Aroclor-1242	380	U
12672-29-6-----	Aroclor-1248	380	U
11097-69-1-----	Aroclor-1254	1200	
11096-82-5-----	Aroclor-1260	380	U

Data File: \\AVOGADRO\USERDATA\Organic\svoa\E2.i\020515F.B\E2D0511F.D

Date: 16-MAY-2002 02:23

Client ID: B-50 0-2

Sample Info: A0740-33A,B-50 0-2,B0514-B52,pcb.sub.,10

Volume Injected (uL): 1.0

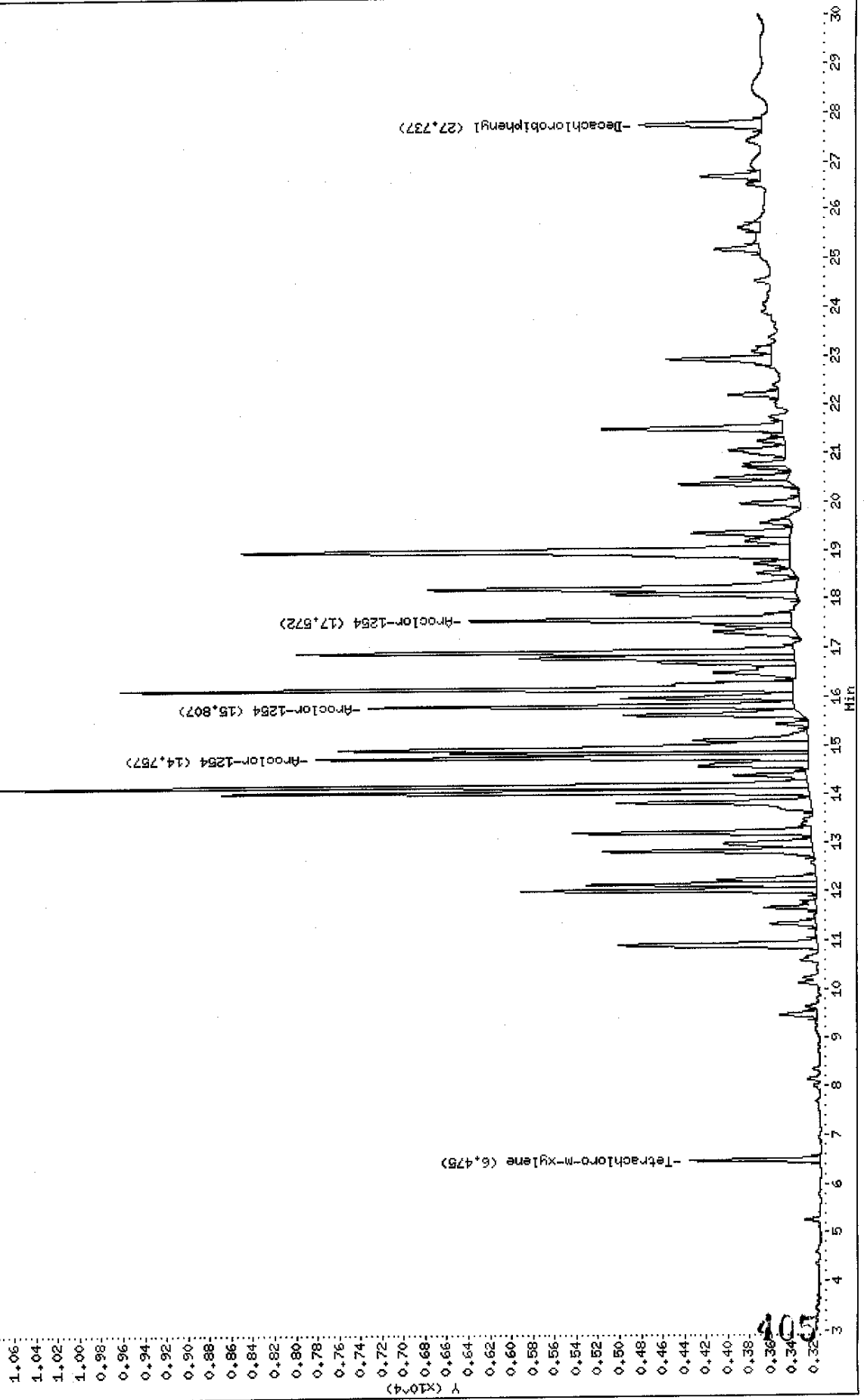
Column phase: RtxCLFPest 2

Instrument: E2.i

Operator: GML

Column diameter: 0.53

\\AVOGADRO\USERDATA\Organic\svoa\E2.i\020515F.B\E2D0511F.D



Data File: \\AVOCADRON\USERDATA\Organic\svos\VE2.i\020515R.BAE2D0641R.D

Date: 16-MAY-2002 02:23

Client ID: B-50 0-2

Sample Info: A0740-33A,B-50 0-2,B0514-B52,pcb.sub.,10

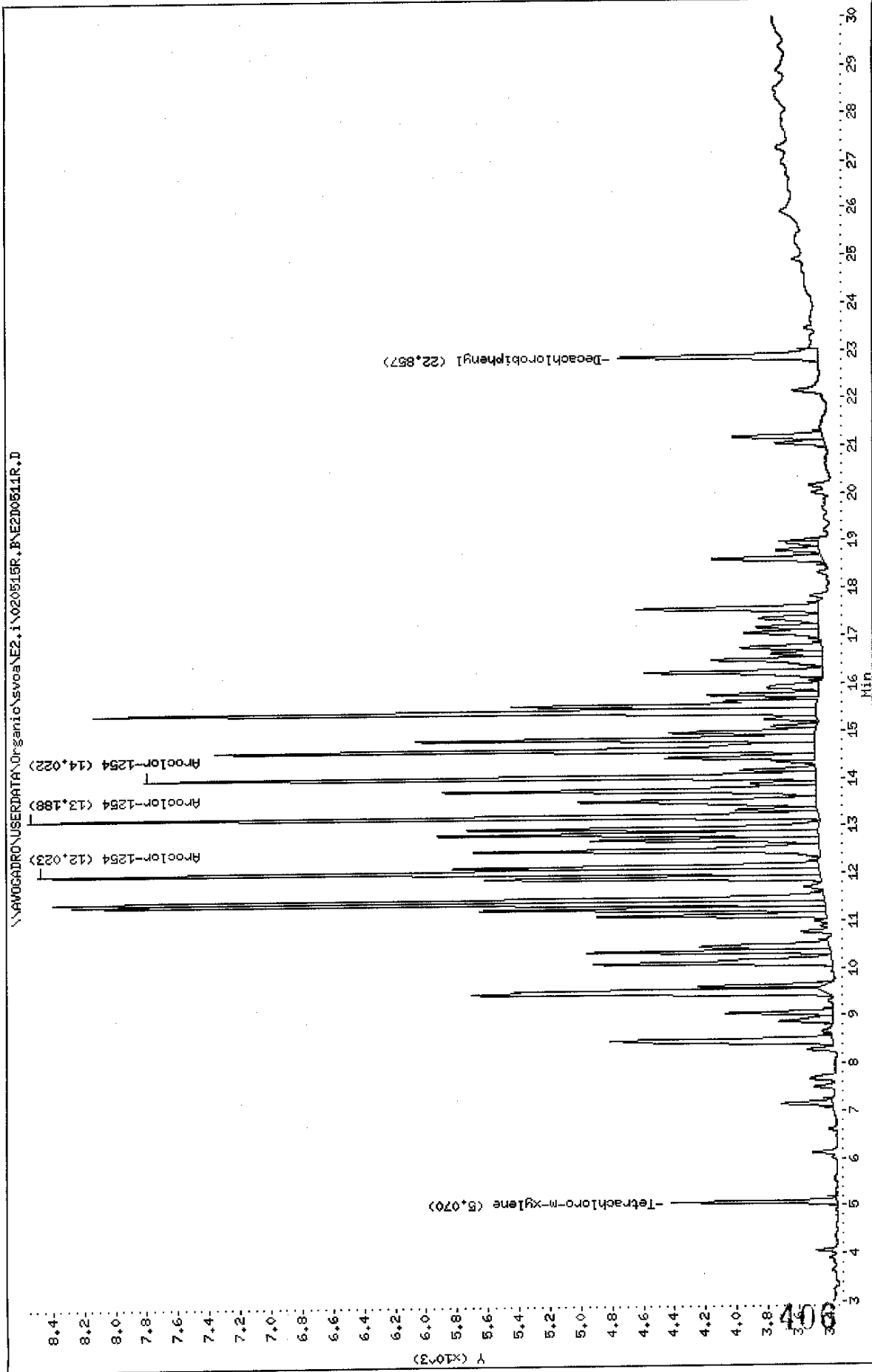
Volume Injected (uL): 1.0

Column phase: RtxCLFPest

Instrument: E2.i

Operator: CHL

Column diameter: 0.53



Data File: E2D0511F.D
 Report Date: 20-May-2002 10:33

Mitkem Corporation

Sample #1 : \\AVOGADRO\USERDATA\Organic\svoa\E2.i\020515F.B\E2D0511F.D
 Sample #2 : \\AVOGADRO\USERDATA\Organic\svoa\E2.i\020515R.B\E2D0511R.D
 Inj Date : 16-MAY-2002 02:23
 Sample Info: A0740-33A,B-50 0-2,B0514-BS2,pcb.sub,,10
 Misc Info : 0,,,2,,,,,,14-MAY-02,14-MAY-02,A0740
 Cal Date : 17-MAY-2002 09:44
 Operator : GML
 Inst ID : E2.i
 Dil Factor : 10.000000

Method #1 : \\AVOGADRO\USERDATA\Organic\svoa\E2.i\020515F.B\E2_PCB_F.m
 Method #2 : \\AVOGADRO\USERDATA\Organic\svoa\E2.i\020515R.B\E2_PCB_R.m
 Sub List #1 : pcb.sub
 Sub List #2 : pcb.sub
 Col #1 Phase : RtxCLPPest 2
 Col #2 Phase : RtxCLPPest

Concentration Formula: $Amt * DF * Uf * Vt / (Vi * Ws * (100 - M) / 100)$

Name	Value	Description
DF	10.000	Dilution Factor
Uf	1.000	Correction factor
Vt	10000.000	Volume of final extract (uL) (1000 low, 2
Vi	1.000	Volume injected (uL)
Ws	30.200	Weight of sample extracted (g)
M	14.000	% Moisture

Compound	RT#1	RT#2	Resp#1	Resp#2	Conc#1 (ug/Kg)	Conc#2 (ug/Kg)	Target Range	Ratio
Tetrachloro-m-xylene	6.475	5.070	1217	1068	14	13		100.00(a)
Decachlorobiphenyl	27.737	22.857	1138	1290	17	18		100.00(a)
Aroclor-1254	14.757	12.023	4551	5027	1000	1300	80.00- 120.00	100.00
	15.807	13.188	3940	5087	1300	1000	50.14- 90.14	86.57
	17.572	14.022	2986	4319	1300	1200	34.40- 74.40	65.61
Average of Peak Amounts =					1200	1200		

57K
5700M

QC Flag Legend

a - Target compound detected but, quantitated amount
 Below Limit Of Quantitation(BLOQ).

FORM 1
PCB ORGANICS ANALYSIS DATA SHEET

CLIENT SAMPLE NO.

B-50 2-2

Lab Name: MITKEM CORPORATION Contract:
 Lab Code: MITKEM Case No.: SAS No.: SDG No.: A0740
 Matrix: (soil/water) SOIL Lab Sample ID: A0740-34A
 Sample wt/vol: 30.0 (g/mL) G Lab File ID: E2D0512F
 % Moisture: 16 decanted: (Y/N) N Date Received: 05/14/02
 Extraction: (SepF/Cont/Sonc) SONC Date Extracted: 05/14/02
 Concentrated Extract Volume: 10000 (uL) Date Analyzed: 05/16/02
 Injection Volume: 1.0 (uL) Dilution Factor: 10.0
 GPC Cleanup: (Y/N) N pH: _____ Sulfur Cleanup: (Y/N) Y

CAS NO. COMPOUND CONCENTRATION UNITS:
(ug/L or ug/Kg) UG/KG Q

12674-11-2-----	Aroclor-1016	400	U
11104-28-2-----	Aroclor-1221	400	U
11141-16-5-----	Aroclor-1232	400	U
53469-21-9-----	Aroclor-1242	400	U
12672-29-6-----	Aroclor-1248	400	U
11097-69-1-----	Aroclor-1254	700	
11096-82-5-----	Aroclor-1260	400	U

Data File: \\AVOCADRO\USERDATA\Organic\svoa\E2.i\020515F.B\E2D0512F.D

Date : 16-MAY-2002 02:56

Client ID: B-50 2-2

Sample Info: A0740-349,B-50 2-2,B0514-BS2,pcb.sub,,10

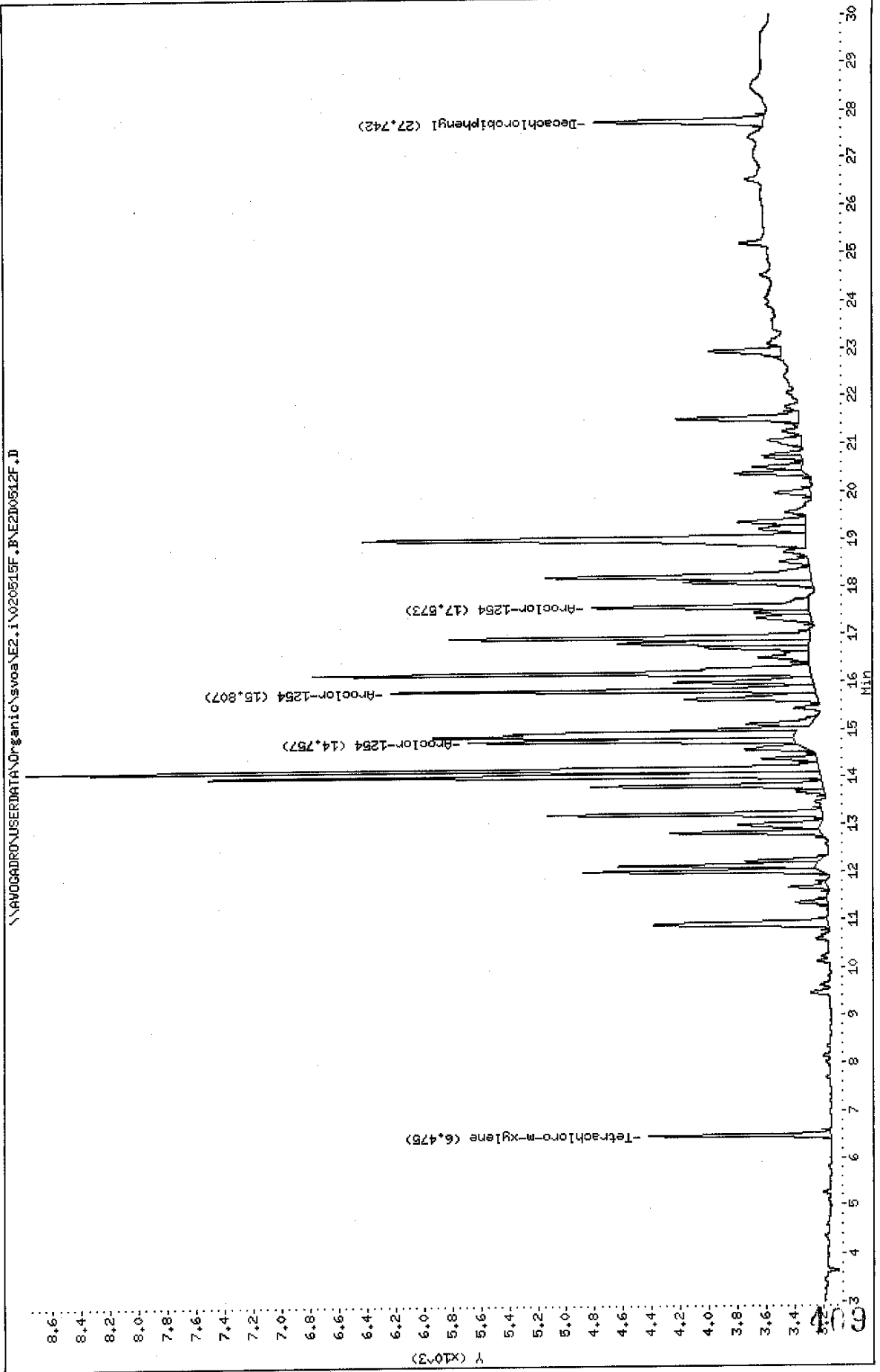
Volume Injected (ul.): 1.0

Column phase: RtxCLPPast 2

Instrument: E2.i

Operator: GML

Column diameter: 0.53



Data File: \\AVOCADRON\USERDATA\Organic\svos\EZ.i\020515R.B\E2D0512R.D

Date: 16-MAY-2002 02:56

Client ID: B-50 2-2

Sample Info: A0740-34A,B-50 2-2,B0514-B52,pcb.sub,,10

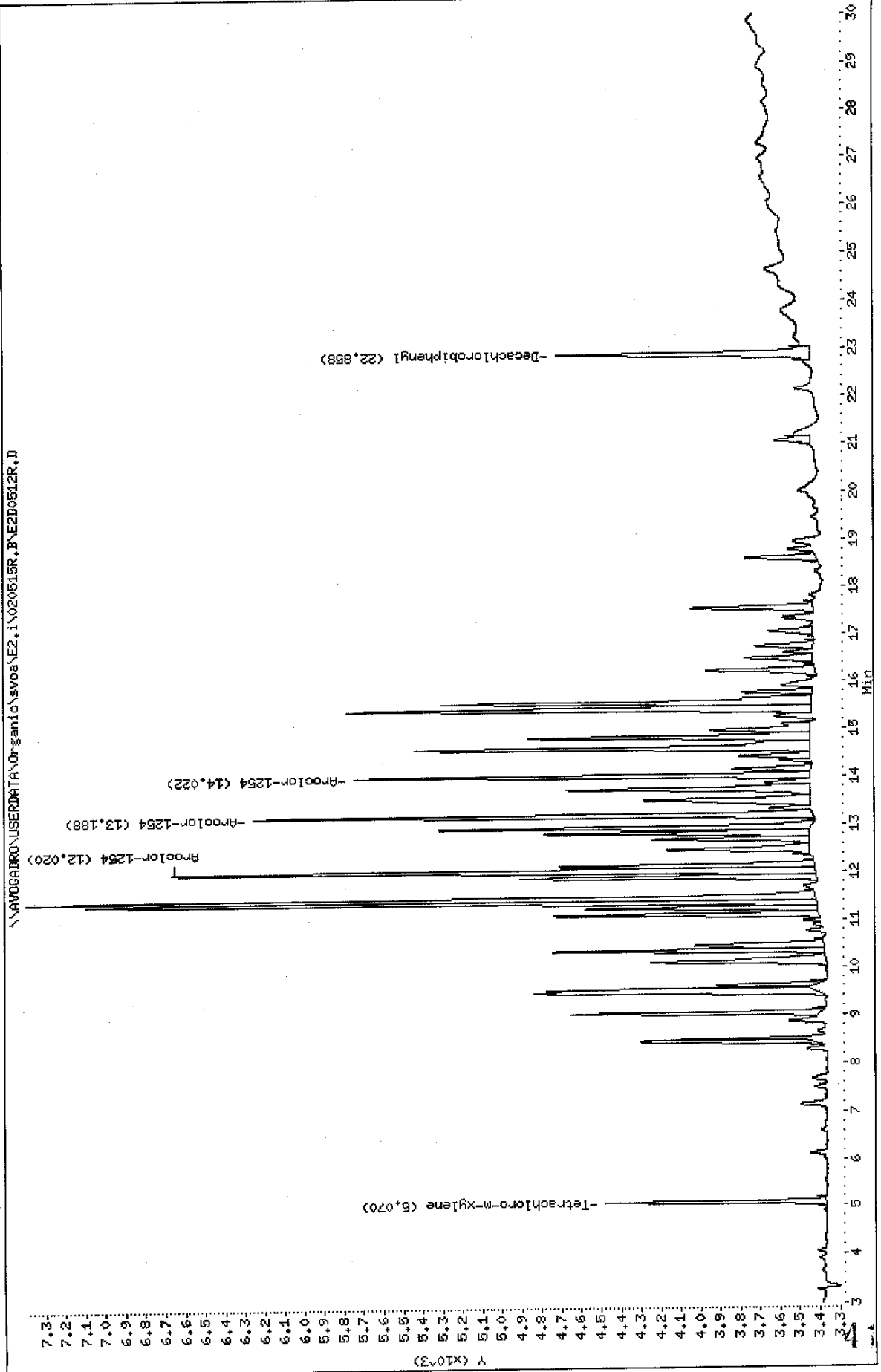
Volume Injected (ul): 1.0

Column phase: RtxCLPest

Instrument: E2.i

Operator: CHL

Column diameter: 0.53



Data File: E2D0512F.D
 Report Date: 20-May-2002 10:33

Mitkem Corporation

Sample #1 : \\AVOGADRO\USERDATA\Organic\svoa\E2.i\020515F.B\E2D0512F.D
 Sample #2 : \\AVOGADRO\USERDATA\Organic\svoa\E2.i\020515R.B\E2D0512R.D
 Inj Date : 16-MAY-2002 02:56
 Sample Info: A0740-34A,B-50 2-2,B0514-BS2,pcb.sub,,10
 Misc Info : 0,,,2,,,,,,14-MAY-02,14-MAY-02,A0740
 Cal Date : 17-MAY-2002 09:44
 Operator : GML
 Inst ID : E2.i
 Dil Factor : 10.000000

Method #1 : \\AVOGADRO\USERDATA\Organic\svoa\E2.i\020515F.B\E2_PCB_F.m
 Method #2 : \\AVOGADRO\USERDATA\Organic\svoa\E2.i\020515R.B\E2_PCB_R.m
 Sub List #1 : pcb.sub
 Sub List #2 : pcb.sub
 Col #1 Phase : RtxCLPPest 2
 Col #2 Phase : RtxCLPPest

Concentration Formula: $Amt * DF * Uf * Vt / (Vi * Ws * (100 - M) / 100)$

Name	Value	Description
DF	10.000	Dilution Factor
Uf	1.000	Correction factor
Vt	10000.000	Volume of final extract (uL) (1000 low, 2
Vi	1.000	Volume injected (uL)
Ws	30.000	Weight of sample extracted (g)
M	16.000	% Moisture

Compound	RT#1	RT#2	Resp#1	Resp#2	Conc#1 (ug/Kg)	Conc#2 (ug/Kg)	Target Range	Ratio
Tetrachloro-m-xylene	6.475	5.070	1273	1112	15	14		100.00 (a)
Decachlorobiphenyl	27.742	22.858	1191	1281	18	19		100.00 (a)
Aroclor-1254	14.757	12.020	2280	3251	540	880	80.00- 120.00	100.00
	15.807	13.188	2970	2825	1000	580	50.14- 90.14	130.26
	17.573	14.022	1522	2303	670	660	34.40- 74.40	66.75
Average of Peak Amounts =					740	710		

Handwritten note: 710/740

QC Flag Legend

a - Target compound detected but, quantitated amount
 Below Limit Of Quantitation (BLOQ).

Handwritten mark: W

FORM 6
PCB INITIAL CALIBRATION DATA

Lab Name: MITKEM CORPORATION

Contract:

Lab Code: MITKEM

Case No.:

SAS No.:

SDG No.: A0740

Instrument ID: E2

Calibration Date(s): 05/10/02 05/11/02

Column: RTXCLPPEST 2 ID: 0.53 (mm)

Calibration Time(s): 1453 0151

LAB FILE ID: RF0.1: E2D0410F RF0.5: E2D0411F RF1: E2D0412F
RF2.5: E2D0413F RF5: E2D0414F

COMPOUND	RF0.1	RF0.5	RF1	RF2.5	RF5
Aroclor-1016	15440.000	13480.000	11985.000	10672.800	9753.200
(2)	21510.000	21578.000	20649.000	19633.600	18650.000
(3)	12600.000	11882.000	11004.000	10374.400	9836.200
Aroclor-1221	4370.000	4118.000	4156.000	4002.800	3928.400
(2)	3420.000	3138.000	3078.000	2870.800	2738.400
(3)	11320.000	10004.000	9711.000	8847.600	8220.400
Aroclor-1232			8489.000		
(2)			5438.000		
(3)			8516.000		
Aroclor-1242	7280.000	6446.000	6261.000	5548.800	5269.000
(2)	16490.000	15844.000	16254.000	15169.200	14609.600
(3)	9260.000	7996.000	7957.000	7267.200	6972.600
Aroclor-1248	13510.000	11912.000	10716.000	9524.400	8832.400
(2)	12710.000	12482.000	11754.000	11196.000	10808.000
(3)	7930.000	7940.000	7535.000	7380.800	7256.400
Aroclor-1254	19690.000	17356.000	16921.000	15465.200	14244.600
(2)	11750.000	11442.000	12031.000	11542.000	11207.400
(3)	10010.000	9218.000	9135.000	8520.800	8045.600
Aroclor-1260	23220.000	21466.000	19793.000	18061.600	16754.200
(2)	14460.000	14102.000	13236.000	12725.200	12196.800
(3)	28570.000	29058.000	27881.000	26691.200	26006.800
Tetrachloro-m-xylene	329000.00	338900.00	325500.00	347180.00	373660.00
Decachlorobiphenyl	286500.00	271300.00	252700.00	241700.00	237050.00

FORM 6
PCB INITIAL CALIBRATION DATA

Lab Name: MITKEM CORPORATION Contract:
 Lab Code: MITKEM Case No.: SAS No.: SDG No.: A0740
 Instrument ID: E2 Calibration Date(s): 05/10/02 05/11/02
 Column: RTXCLPPEST 2 ID: 0.53 (mm) Calibration Time(s): 1453 0151

COMPOUND	CURVE	COEFFICIENT A1	%RSD OR R ²
=====	=====	=====	=====
Aroclor-1016	AVRG	12266.2000	18.4
(2)	AVRG	20404.1200	6.2
(3)	AVRG	11139.3200	10.0
Aroclor-1221	AVRG	4115.04000	4.1
(2)	AVRG	3049.04000	8.6
(3)	AVRG	9620.60000	12.3
Aroclor-1232	AVRG	8489.00000	0.0
(2)	AVRG	5438.00000	0.0
(3)	AVRG	8516.00000	0.0
Aroclor-1242	AVRG	6160.96000	12.9
(2)	AVRG	15673.3600	5.0
(3)	AVRG	7890.56000	11.2
Aroclor-1248	AVRG	10898.9600	17.2
(2)	AVRG	11790.0000	6.9
(3)	AVRG	7608.44000	4.1
Aroclor-1254	AVRG	16735.3600	12.3
(2)	AVRG	11594.4800	2.7
(3)	AVRG	8985.88000	8.3
Aroclor-1260	AVRG	19858.9600	13.0
(2)	AVRG	13344.0000	7.0
(3)	AVRG	27641.4000	4.6
=====	=====	=====	=====
Tetrachloro-m-xylene	AVRG	342848.000	5.6
Decachlorobiphenyl	AVRG	257850.000	8.0

FORM 6
PCB INITIAL CALIBRATION DATA

Lab Name: MITKEM CORPORATION

Contract:

Lab Code: MITKEM

Case No.:

SAS No.:

SDG No.: A0740

Instrument ID: E2

Calibration Date(s): 05/10/02 05/11/02

Column: RTXCLPPEST ID: 0.53 (mm)

Calibration Time(s): 1453 0151

LAB FILE ID: RF0.1: E2D0410R RF0.5: E2D0411R RF1: E2D0412R
RF2.5: E2D0413R RF5: E2D0414R

COMPOUND	RF0.1	RF0.5	RF1	RF2.5	RF5
=====	=====	=====	=====	=====	=====
Aroclor-1016	15580.000	13592.000	11975.000	10638.000	9778.400
(2)	17880.000	18128.000	17224.000	16610.400	15848.800
(3)	9720.000	9246.000	8597.000	8082.800	7611.400
Aroclor-1221	4030.000	3688.000	3664.000	3589.200	3556.200
(2)	2940.000	2782.000	2727.000	2575.600	2475.200
(3)	11000.000	9660.000	9312.000	8635.600	8125.000
Aroclor-1232			5396.000		
(2)			7039.000		
(3)			3330.000		
Aroclor-1242	6630.000	5882.000	5797.000	5086.400	4930.400
(2)	13640.000	12900.000	13422.000	12580.000	12368.000
(3)	7600.000	6950.000	6943.000	6287.200	6133.600
Aroclor-1248	14420.000	14022.000	13222.000	12247.600	11799.000
(2)	10150.000	9884.000	9345.000	8948.800	8794.400
(3)	6880.000	6796.000	6438.000	6357.200	6266.200
Aroclor-1254	17240.000	15326.000	14795.000	13464.000	12394.000
(2)	20390.000	19954.000	19990.000	18924.000	17746.600
(3)	14550.000	13974.000	14252.000	13688.400	13124.600
Aroclor-1260	21230.000	21564.000	20372.000	19649.600	18589.600
(2)	13740.000	13330.000	12599.000	12058.400	11482.400
(3)	12110.000	12538.000	12414.000	12602.000	12511.600
=====	=====	=====	=====	=====	=====
Tetrachloro-m-xylene	325500.00	326600.00	306450.00	317320.00	345690.00
Decachlorobiphenyl	323000.00	285500.00	262250.00	250600.00	244750.00

FORM 6
PCB INITIAL CALIBRATION DATA

Lab Name: MITKEM CORPORATION

Contract:

Lab Code: MITKEM

Case No.:

SAS No.:

SDG No.: A0740

Instrument ID: E2

Calibration Date(s): 05/10/02 05/11/02

Column: RTXCLPPEST ID: 0.53 (mm)

Calibration Time(s): 1453 0151

COMPOUND	CURVE	COEFFICIENT A1	%RSD OR R ²
Aroclor-1016	AVRG	12312.6800	18.9
(2)	AVRG	17138.2400	5.4
(3)	AVRG	8651.44000	9.8
Aroclor-1221	AVRG	3705.48000	5.1
(2)	AVRG	2699.96000	6.7
(3)	AVRG	9346.52000	11.8
Aroclor-1232	AVRG	5396.00000	0.0
(2)	AVRG	7039.00000	0.0
(3)	AVRG	3330.00000	0.0
Aroclor-1242	AVRG	5665.16000	12.1
(2)	AVRG	12982.0000	4.2
(3)	AVRG	6782.76000	8.7
Aroclor-1248	AVRG	13142.1200	8.5
(2)	AVRG	9424.44000	6.2
(3)	AVRG	6547.48000	4.2
Aroclor-1254	AVRG	14643.8000	12.6
(2)	AVRG	19400.9200	5.5
(3)	AVRG	13917.8000	3.9
Aroclor-1260	AVRG	20281.0400	5.9
(2)	AVRG	12641.9600	7.2
(3)	AVRG	12435.1200	1.6
Tetrachloro-m-xylene	AVRG	324312.000	4.4
Decachlorobiphenyl	AVRG	273220.000	11.7

FORM 6
PCB INITIAL CALIBRATION DATA

Lab Name: MITKEM CORPORATION

Contract:

Lab Code: MITKEM

Case No.:

SAS No.:

SDG No.: A0740

Instrument ID: E2

Calibration Date(s): 05/10/02 05/11/02

Column: RTXCLPPEST 2 ID: 0.53 (mm)

Calibration Time(s): 1453

0151

LAB FILE ID:

RT1: E2D0410F

RT2: E2D0411F

RT3: E2D0412F

RT4: E2D0413F

RT5: E2D0414F

COMPOUND	RT1	RT2	RT3	RT4	RT5
=====	=====	=====	=====	=====	=====
Aroclor-1016	9.460	9.450	9.450	9.450	9.450
(2)	10.910	10.910	10.900	10.900	10.900
(3)	11.340	11.340	11.330	11.330	11.330
Aroclor-1221	7.490	7.480	7.480	7.480	7.490
(2)	7.950	7.940	7.940	7.940	7.940
(3)	8.130	8.130	8.130	8.130	8.130
Aroclor-1232			8.130		
(2)			9.450		
(3)			10.900		
Aroclor-1242	8.130	8.130	8.130	8.130	8.130
(2)	10.900	10.900	10.900	10.900	10.900
(3)	12.830	12.820	12.820	12.820	12.820
Aroclor-1248	12.000	12.000	12.000	11.990	12.000
(2)	13.200	13.200	13.200	13.200	13.200
(3)	16.160	16.160	16.160	16.160	16.160
Aroclor-1254	14.750	14.750	14.750	14.750	14.750
(2)	15.800	15.800	15.800	15.800	15.800
(3)	17.570	17.560	17.560	17.560	17.560
Aroclor-1260	17.570	17.570	17.570	17.560	17.560
(2)	20.500	20.490	20.490	20.490	20.490
(3)	21.510	21.510	21.510	21.510	21.510
=====	=====	=====	=====	=====	=====
Tetrachloro-m-xylene	6.480	6.470	6.470	6.470	6.470
Decachlorobiphenyl	27.730	27.730	27.730	27.730	27.730

FORM 6
PCB INITIAL CALIBRATION DATA

Lab Name: MITKEM CORPORATION

Contract:

Lab Code: MITKEM

Case No.:

SAS No.:

SDG No.: A0740

Instrument ID: E2

Calibration Date(s): 05/10/02 05/11/02

Column: RTXCLPPEST 2 ID: 0.53 (mm)

Calibration Time(s): 1453

0151

COMPOUND	MEAN RT	RT WINDOW	
		FROM	TO
=====	=====	=====	=====
Aroclor-1016	9.452	9.380	9.520
(2)	10.904	10.832	10.972
(3)	11.334	11.260	11.400
Aroclor-1221	7.484	7.415	7.555
(2)	7.942	7.873	8.013
(3)	8.130	8.062	8.202
Aroclor-1232	8.130	8.062	8.202
(2)	9.450	9.378	9.518
(3)	10.900	10.830	10.970
Aroclor-1242	8.130	8.060	8.200
(2)	10.900	10.832	10.972
(3)	12.822	12.753	12.893
Aroclor-1248	11.998	11.925	12.065
(2)	13.200	13.128	13.268
(3)	16.160	16.090	16.230
Aroclor-1254	14.750	14.677	14.817
(2)	15.800	15.730	15.870
(3)	17.562	17.493	17.633
Aroclor-1260	17.566	17.493	17.633
(2)	20.492	20.420	20.560
(3)	21.510	21.437	21.577
=====	=====	=====	=====
Tetrachloro-m-xylene	6.472	6.422	6.522
Decachlorobiphenyl	27.730	27.632	27.832

FORM 6
PCB INITIAL CALIBRATION DATA

Lab Name: MITKEM CORPORATION

Contract:

Lab Code: MITKEM

Case No.:

SAS No.:

SDG No.: A0740

Instrument ID: E2

Calibration Date(s): 05/10/02 05/11/02

Column: RTXCLPPEST ID: 0.53 (mm)

Calibration Time(s): 1453 0151

LAB FILE ID:

RT1: E2D0410R

RT2: E2D0411R

RT3: E2D0412R

RT4: E2D0413R

RT5: E2D0414R

COMPOUND	RT1	RT2	RT3	RT4	RT5
Aroclor-1016	7.150	7.140	7.140	7.140	7.140
(2)	8.490	8.490	8.490	8.490	8.490
(3)	10.100	10.100	10.100	10.090	10.100
Aroclor-1221	5.600	5.600	5.600	5.600	5.600
(2)	6.010	6.000	6.000	6.000	6.010
(3)	6.120	6.120	6.110	6.120	6.120
Aroclor-1232			7.140		
(2)			8.490		
(3)			10.090		
Aroclor-1242	6.120	6.120	6.110	6.110	6.120
(2)	8.490	8.480	8.480	8.480	8.490
(3)	10.100	10.090	10.090	10.090	10.090
Aroclor-1248	11.360	11.360	11.360	11.360	11.360
(2)	12.010	12.010	12.010	12.010	12.010
(3)	13.190	13.190	13.180	13.180	13.180
Aroclor-1254	12.030	12.030	12.020	12.020	12.020
(2)	13.180	13.180	13.180	13.180	13.180
(3)	14.020	14.020	14.010	14.010	14.020
Aroclor-1260	15.400	15.400	15.400	15.400	15.400
(2)	16.490	16.490	16.480	16.480	16.480
(3)	18.610	18.600	18.600	18.600	18.600
Tetrachloro-m-xylene	5.070	5.070	5.060	5.060	5.070
Decachlorobiphenyl	22.860	22.860	22.850	22.860	22.850

FORM VI PCB

FORM 6
PCB INITIAL CALIBRATION DATA

Lab Name: MITKEM CORPORATION

Contract:

Lab Code: MITKEM Case No.:

SAS No.:

SDG No.: A0740

Instrument ID: E2

Calibration Date(s): 05/10/02 05/11/02

Column: RTXCLPPEST ID: 0.53 (mm)

Calibration Time(s): 1453 0151

COMPOUND	MEAN RT	RT WINDOW	
		FROM	TO
=====	=====	=====	=====
Aroclor-1016	7.142	7.068	7.208
(2)	8.490	8.418	8.558
(3)	10.098	10.025	10.165
Aroclor-1221	5.600	5.530	5.670
(2)	6.004	5.938	6.078
(3)	6.118	6.048	6.188
Aroclor-1232	7.140	7.068	7.208
(2)	8.490	8.417	8.557
(3)	10.090	10.023	10.163
Aroclor-1242	6.116	6.045	6.185
(2)	8.484	8.415	8.555
(3)	10.092	10.023	10.163
Aroclor-1248	11.360	11.288	11.428
(2)	12.010	11.940	12.080
(3)	13.184	13.113	13.253
Aroclor-1254	12.024	11.953	12.093
(2)	13.180	13.113	13.253
(3)	14.016	13.945	14.085
Aroclor-1260	15.400	15.325	15.465
(2)	16.484	16.415	16.555
(3)	18.602	18.532	18.672
=====	=====	=====	=====
Tetrachloro-m-xylene	5.066	5.017	5.117
Decachlorobiphenyl	22.856	22.753	22.953

FORM 7
PCB CONTINUING CALIBRATION CHECK

Lab Name: MITKEM CORPORATION Contract:

Lab Code: MITKEM Case No.: SAS No.: SDG No.: A0740

Instrument ID: E2 Calibration Date: 05/16/02 Time: 0434

Lab File ID: E2D0516F Init. Calib. Date(s): 05/10/02 05/10/02

Init. Calib. Times: 2055 2307

GC Column: RTXCLPPEST 2 ID: 0.53 (mm)

COMPOUND	\overline{RRF}	RRF1	MIN RRF	%D	MAX %D
Aroclor-1248	10898.960	11185.000	0.01	2.6	15.0
(2)	11790.000	12289.000	0.01	4.2	15.0
(3)	7608.440	8005.000	0.01	5.2	15.0
Tetrachloro-m-xylene	342848.00	373350.00	0.01	8.9	15.0
Decachlorobiphenyl	257850.00	312500.00	0.01	21.2	15.0

FORM 7
PCB CONTINUING CALIBRATION CHECK

Lab Name: MITKEM CORPORATION

Contract:

Lab Code: MITKEM

Case No.:

SAS No.:

SDG No.: A0740

Instrument ID: E2

Calibration Date: 05/17/02

Time: 0816

Lab File ID: E2D0557R

Init. Calib. Date(s): 05/10/02 05/11/02

Init. Calib. Times: 2339

0151

GC Column: RTXCLPPEST ID: 0.53 (mm)

COMPOUND	\overline{RRF}	RRF1	MIN RRF	%D	MAX %D
Aroclor-1016	12312.680	11621.000	0.01	5.6	15.0
(2)	17138.240	16470.000	0.01	3.9	15.0
(3)	8651.440	8238.000	0.01	4.8	15.0
Aroclor-1260	20281.040	19377.000	0.01	4.4	15.0
(2)	12641.960	11926.000	0.01	5.7	15.0
(3)	12435.120	11788.000	0.01	5.2	15.0
Tetrachloro-m-xylene	324312.00	314800.00	0.01	2.9	15.0
Decachlorobiphenyl	273220.00	242200.00	0.01	11.4	15.0

FORM 8
PCB ANALYTICAL SEQUENCE

Lab Name: MITKEM CORPORATION

Contract:

Lab Code: MITKEM

Case No.:

SAS No.:

SDG No.: A0740

GC Column: RTXCLPPEST 2 ID: 0.53 (mm) Init. Calib. Date(s): 05/10/02 05/11/02

Instrument ID: E2

THE ANALYTICAL SEQUENCE OF PERFORMANCE EVALUATION MIXTURES, BLANKS,
SAMPLES, AND STANDARDS IS GIVEN BELOW:

MEAN SURROGATE RT FROM INITIAL CALIBRATION					
		TCX: 6.47		DCB: 27.73	
CLIENT SAMPLE NO.	LAB SAMPLE ID	DATE ANALYZED	TIME ANALYZED	TCX RT #	DCB RT #
01	AR1232RL3	AR1232RL3	05/10/02	1453	6.47 27.73
02	AR2154RL1	AR2154RL1	05/10/02	1526	6.47 27.73
03	AR2154RL2	AR2154RL2	05/10/02	1559	6.47 27.73
04	AR2154RL3	AR2154RL3	05/10/02	1632	6.47 27.73
05	AR2154RL4	AR2154RL4	05/10/02	1705	6.47 27.73
06	AR2154RL5	AR2154RL5	05/10/02	1738	6.47 27.73
07	AR1242RL1	AR1242RL1	05/10/02	1811	6.47 27.73
08	AR1242RL2	AR1242RL2	05/10/02	1844	6.46 27.73
09	AR1242RL3	AR1242RL3	05/10/02	1916	6.46 27.73
10	AR1242RL4	AR1242RL4	05/10/02	1949	6.46 27.73
11	AR1242RL5	AR1242RL5	05/10/02	2022	6.47 27.73
12	AR1248RL1	AR1248RL1	05/10/02	2055	6.47 27.74
13	AR1248RL2	AR1248RL2	05/10/02	2128	6.47 27.73
14	AR1248RL3	AR1248RL3	05/10/02	2201	6.46 27.73
15	AR1248RL4	AR1248RL4	05/10/02	2234	6.46 27.73
16	AR1248RL5	AR1248RL5	05/10/02	2307	6.47 27.74
17	AR1660RL1	AR1660RL1	05/10/02	2339	6.48 27.73
18	AR1660RL2	AR1660RL2	05/11/02	0012	6.47 27.73
19	AR1660RL3	AR1660RL3	05/11/02	0045	6.47 27.73
20	AR1660RL4	AR1660RL4	05/11/02	0118	6.47 27.73
21	AR1660RL5	AR1660RL5	05/11/02	0151	6.47 27.73
22	AR1248RA	AR1248RA	05/15/02	1029	6.47 27.74
23	AR1254RA	AR1254RA	05/15/02	1102	6.47 27.74
24	AR1660RA	AR1660RA	05/15/02	1135	6.47 27.74
25	BBLK2A	B0514-BS2	05/15/02	1241	6.47 27.74
26	B2ALCS	B0514-LS2	05/15/02	1347	6.47 27.74
27	B-44 2-2	A0740-22A	05/15/02	1558	6.47 27.74
28	B-45 0-2	A0740-23A	05/15/02	1631	6.47 27.73
29	B-46 0-2	A0740-25A	05/15/02	1737	6.46 27.74
30	AR1248RB	AR1248RB	05/15/02	1948	6.47 27.74
31	AR1254RB	AR1254RB	05/15/02	2021	6.46 27.74
32	AR1660RB	AR1660RB	05/15/02	2054	6.47 27.74

QC LIMITS

TCX = Tetrachloro-m-xylene (+/- 0.05 MINUTES)
DCB = Decachlorobiphenyl (+/- 0.10 MINUTES)

Column used to flag retention time values with an asterisk.
* Values outside of QC limits.

FORM 8
PCB ANALYTICAL SEQUENCE

Lab Name: MITKEM CORPORATION

Contract:

Lab Code: MITKEM

Case No.:

SAS No.:

SDG No.: A0740

GC Column: RTXCLPPEST 2 ID: 0.53 (mm) Init. Calib. Date(s): 05/10/02 05/11/02

Instrument ID: E2

THE ANALYTICAL SEQUENCE OF PERFORMANCE EVALUATION MIXTURES, BLANKS,
SAMPLES, AND STANDARDS IS GIVEN BELOW:

MEAN SURROGATE RT FROM INITIAL CALIBRATION						
			TCX: 6.47		DCB: 27.73	
	CLIENT SAMPLE NO.	LAB SAMPLE ID	DATE ANALYZED	TIME ANALYZED	TCX RT #	DCB RT #
=====						
01	B-46 2-2MS	A0740-26AMS	05/15/02	2200	6.47	27.74
02	B-46 2-2MSD	A0740-26AMSD	05/15/02	2233	6.47	27.74
03	B-47 0-2	A0740-27A	05/15/02	2306	6.47	27.74
04	B-47 2-2	A0740-28A	05/15/02	2339	6.47	27.74
05	B-48 0-2	A0740-29A	05/16/02	0012	6.47	27.74
06	B-48 2-2	A0740-30A	05/16/02	0044	6.47	27.74
07	B-49 0-2	A0740-31A	05/16/02	0117	6.46	27.74
08	B-50 0-2	A0740-33A	05/16/02	0223	6.48	27.74
09	B-50 2-2	A0740-34A	05/16/02	0256	6.48	27.74
10	AR1248RC	AR1248RC	05/16/02	0434	6.47	27.74
11	AR1254RC	AR1254RC	05/16/02	0507	6.47	27.74
12	AR1660RC	AR1660RC	05/16/02	0540	6.47	27.74
13	B-32S10S1	A0740-35A	05/16/02	0646	6.47	27.74
14	B-32S10S2	A0740-36A	05/16/02	0719	6.47	27.74
15	B-32S10S2MS	A0740-36AMS	05/16/02	0752	6.46	27.74
16	B-32S10S2MSD	A0740-36AMSD	05/16/02	0825	6.46	27.74
17	B-32S10S3	A0740-37A	05/16/02	0858	6.47	27.74
18	AR1248RD	AR1248RD	05/16/02	1458	6.48	27.74
19	AR1254RD	AR1254RD	05/16/02	1531	6.48	27.74
20	AR1660RD	AR1660RD	05/16/02	1604	6.48	27.74
21	B-49 2-2	A0740-32A	05/16/02	1709	6.48	27.74
22	B-44 0-2	A0740-21A	05/16/02	1954	6.47	27.74
23	B-45 2-2	A0740-24A	05/16/02	2027	6.48	27.74
24	B-46 2-2	A0740-26A	05/16/02	2100	6.47	27.74
25	B-32S10S4	A0740-38A	05/16/02	2133	6.47	27.74
26	B-32W10S1	A0740-39A	05/16/02	2206	6.47	27.74
27	AR1248RE	AR1248RE	05/16/02	2344	6.47	27.74
28	AR1254RE	AR1254RE	05/17/02	0017	6.47	27.74
29	AR1660RE	AR1660RE	05/17/02	0050	6.47	27.74
30	B-32W10S2	A0740-40A	05/17/02	0156	6.47	27.74
31	AR1660RF	AR1660RF	05/17/02	0816	6.47	27.74
32						

QC LIMITS

TCX = Tetrachloro-m-xylene (+/- 0.05 MINUTES)

DCB = Decachlorobiphenyl (+/- 0.10 MINUTES)

Column used to flag retention time values with an asterisk.

* Values outside of QC limits.

FORM 8
PCB ANALYTICAL SEQUENCE

Lab Name: MITKEM CORPORATION

Contract:

Lab Code: MITKEM

Case No.:

SAS No.:

SDG No.: A0740

GC Column: RTXCLPPEST ID: 0.53 (mm) Init. Calib. Date(s): 05/10/02 05/11/02

Instrument ID: E2

THE ANALYTICAL SEQUENCE OF PERFORMANCE EVALUATION MIXTURES, BLANKS,
SAMPLES, AND STANDARDS IS GIVEN BELOW:

MEAN SURROGATE RT FROM INITIAL CALIBRATION						
		TCX: 5.07		DCB: 22.85		
CLIENT SAMPLE NO.	LAB SAMPLE ID	DATE ANALYZED	TIME ANALYZED	TCX RT #	DCB RT #	
01	AR1232RL3	AR1232RL3	05/10/02	1453	5.06	22.85
02	AR2154RL1	AR2154RL1	05/10/02	1526	5.06	22.85
03	AR2154RL2	AR2154RL2	05/10/02	1559	5.06	22.85
04	AR2154RL3	AR2154RL3	05/10/02	1632	5.06	22.85
05	AR2154RL4	AR2154RL4	05/10/02	1705	5.06	22.85
06	AR2154RL5	AR2154RL5	05/10/02	1738	5.07	22.85
07	AR1242RL1	AR1242RL1	05/10/02	1811	5.07	22.85
08	AR1242RL2	AR1242RL2	05/10/02	1844	5.06	22.85
09	AR1242RL3	AR1242RL3	05/10/02	1916	5.06	22.85
10	AR1242RL4	AR1242RL4	05/10/02	1949	5.06	22.85
11	AR1242RL5	AR1242RL5	05/10/02	2022	5.06	22.85
12	AR1248RL1	AR1248RL1	05/10/02	2055	5.06	22.86
13	AR1248RL2	AR1248RL2	05/10/02	2128	5.07	22.85
14	AR1248RL3	AR1248RL3	05/10/02	2201	5.06	22.85
15	AR1248RL4	AR1248RL4	05/10/02	2234	5.06	22.85
16	AR1248RL5	AR1248RL5	05/10/02	2307	5.07	22.86
17	AR1660RL1	AR1660RL1	05/10/02	2339	5.07	22.86
18	AR1660RL2	AR1660RL2	05/11/02	0012	5.07	22.86
19	AR1660RL3	AR1660RL3	05/11/02	0045	5.06	22.85
20	AR1660RL4	AR1660RL4	05/11/02	0118	5.06	22.86
21	AR1660RL5	AR1660RL5	05/11/02	0151	5.07	22.85
22	AR1248RA	AR1248RA	05/15/02	1029	5.06	22.86
23	AR1254RA	AR1254RA	05/15/02	1102	5.07	22.86
24	AR1660RA	AR1660RA	05/15/02	1135	5.06	22.86
25	BBLK2A	B0514-BS2	05/15/02	1241	5.07	22.86
26	B2ALCS	B0514-LS2	05/15/02	1347	5.07	22.86
27	B-44 2-2	A0740-22A	05/15/02	1558	5.07	22.86
28	B-45 0-2	A0740-23A	05/15/02	1631	5.07	22.85
29	B-46 0-2	A0740-25A	05/15/02	1737	5.06	22.86
30	AR1248RB	AR1248RB	05/15/02	1948	5.06	22.86
31	AR1254RB	AR1254RB	05/15/02	2021	5.06	22.86
32	AR1660RB	AR1660RB	05/15/02	2054	5.06	22.86

QC LIMITS

TCX = Tetrachloro-m-xylene (+/- 0.05 MINUTES)
DCB = Decachlorobiphenyl (+/- 0.10 MINUTES)

Column used to flag retention time values with an asterisk.
* Values outside of QC limits.

FORM 8
PCB ANALYTICAL SEQUENCE

Lab Name: MITKEM CORPORATION Contract:
 Lab Code: MITKEM Case No.: SAS No.: SDG No.: A0740
 GC Column: RTXCLPPEST ID: 0.53 (mm) Init. Calib. Date(s): 05/10/02 05/11/02
 Instrument ID: E2

THE ANALYTICAL SEQUENCE OF PERFORMANCE EVALUATION MIXTURES, BLANKS,
 SAMPLES, AND STANDARDS IS GIVEN BELOW:

MEAN SURROGATE RT FROM INITIAL CALIBRATION							
TCX: 5.07			DCB: 22.85				
CLIENT SAMPLE NO.	LAB SAMPLE ID	DATE ANALYZED	TIME ANALYZED	TCX RT	#	DCB RT	#
01	B-46 2-2MS	A0740-26AMS	05/15/02	2200	5.06	22.85	
02	B-46 2-2MSD	A0740-26AMSD	05/15/02	2233	5.06	22.85	
03	B-47 0-2	A0740-27A	05/15/02	2306	5.07	22.86	
04	B-47 2-2	A0740-28A	05/15/02	2339	5.07	22.86	
05	B-48 0-2	A0740-29A	05/16/02	0012	5.06	22.86	
06	B-48 2-2	A0740-30A	05/16/02	0044	5.06	22.86	
07	B-49 0-2	A0740-31A	05/16/02	0117	5.06	22.86	
08	B-50 0-2	A0740-33A	05/16/02	0223	5.07	22.86	
09	B-50 2-2	A0740-34A	05/16/02	0256	5.07	22.86	
10	AR1248RC	AR1248RC	05/16/02	0434	5.07	22.86	
11	AR1254RC	AR1254RC	05/16/02	0507	5.07	22.86	
12	AR1660RC	AR1660RC	05/16/02	0540	5.07	22.86	
13	B-32S10S1	A0740-35A	05/16/02	0646	5.06	22.86	
14	B-32S10S2	A0740-36A	05/16/02	0719	5.06	22.86	
15	B-32S10S2MS	A0740-36AMS	05/16/02	0752	5.05	22.86	
16	B-32S10S2MSD	A0740-36AMSD	05/16/02	0825	5.06	22.86	
17	B-32S10S3	A0740-37A	05/16/02	0858	5.06	22.86	
18	AR1248RD	AR1248RD	05/16/02	1458	5.07	22.86	
19	AR1254RD	AR1254RD	05/16/02	1531	5.07	22.86	
20	AR1660RD	AR1660RD	05/16/02	1604	5.07	22.86	
21	B-49 2-2	A0740-32A	05/16/02	1709	5.07	22.86	
22	B-44 0-2	A0740-21A	05/16/02	1954	5.07	22.86	
23	B-45 2-2	A0740-24A	05/16/02	2027	5.07	22.85	
24	B-46 2-2	A0740-26A	05/16/02	2100	5.07	22.85	
25	B-32S10S4	A0740-38A	05/16/02	2133	5.07	22.86	
26	B-32W10S1	A0740-39A	05/16/02	2206	5.07	22.86	
27	AR1248RE	AR1248RE	05/16/02	2344	5.07	22.86	
28	AR1254RE	AR1254RE	05/17/02	0017	5.07	22.86	
29	AR1660RE	AR1660RE	05/17/02	0050	5.07	22.86	
30	B-32W10S2	A0740-40A	05/17/02	0156	5.07	22.86	
31	AR1660RF	AR1660RF	05/17/02	0816	5.07	22.86	
32							

QC LIMITS
 TCX = Tetrachloro-m-xylene (+/- 0.05 MINUTES)
 DCB = Decachlorobiphenyl (+/- 0.10 MINUTES)

Column used to flag retention time values with an asterisk.
 * Values outside of QC limits.

FORM 10
 PCB IDENTIFICATION SUMMARY
 FOR MULTICOMPONENT ANALYTES

CLIENT SAMPLE NO.

B-32S10S1

Lab Name: MITKEM CORPORATION

Contract:

Lab Code: MITKEM Case No.:

SAS No.:

SDG No.: A0740

Lab Sample ID: A0740-35A

Date(s) Analyzed: 05/16/02 05/16/02

Instrument ID (1): E2

Instrument ID (2): E2

GC Column(1): RTXCLPPEST 2 ID: 0.53(mm) GC Column(2): RTXCLPPEST ID: 0.53(mm)

ANALYTE	PEAK	RT	RT WINDOW		CONCENTRATION	MEAN CONCENTRATION	%D
			FROM	TO			
Aroclor-1248	1	12.00	11.93	12.07	1200	1200	
	2	13.21	13.13	13.27	1300		
	3	16.17	16.09	16.23	1100		
COLUMN 1	4						
	5						
COLUMN 2	1	11.36	11.29	11.43	1100	1200	0.0
	2	12.01	11.94	12.08	1200		
	3	13.19	13.11	13.25	1200		
	4						
	5						
COLUMN 1	1						
	2						
	3						
	4						
	5						
COLUMN 2	1						
	2						
	3						
	4						
	5						
COLUMN 1	1						
	2						
	3						
	4						
	5						
COLUMN 2	1						
	2						
	3						
	4						
	5						

At least 3 peaks are required for identification of multicomponent analytes.

FORM 10
 PCB IDENTIFICATION SUMMARY
 FOR MULTICOMPONENT ANALYTES

CLIENT SAMPLE NO.

B-32S10S2

Lab Name: MITKEM CORPORATION

Contract:

Lab Code: MITKEM Case No.:

SAS No.:

SDG No.: A0740

Lab Sample ID: A0740-36A

Date(s) Analyzed: 05/16/02 05/16/02

Instrument ID (1): E2

Instrument ID (2): E2

GC Column(1): RTXCLPPEST 2 ID: 0.53(mm) GC Column(2): RTXCLPPEST ID: 0.53(mm)

ANALYTE	PEAK	RT	RT WINDOW		CONCENTRATION	MEAN CONCENTRATION	%D
			FROM	TO			
Aroclor-1248	1	12.00	11.93	12.07	2200	2200	
	2	13.20	13.13	13.27	2500		
	3	16.16	16.09	16.23	1900		
COLUMN 1	4						
	5						
COLUMN 2	1	11.36	11.29	11.43	2100	2000	9.5
	2	12.01	11.94	12.08	2200		
	3	13.19	13.11	13.25	1900		
	4						
	5						
COLUMN 1	1						
	2						
	3						
	4						
	5						
COLUMN 2	1						
	2						
	3						
	4						
	5						
COLUMN 1	1						
	2						
	3						
	4						
	5						
COLUMN 2	1						
	2						
	3						
	4						
	5						

At least 3 peaks are required for identification of multicomponent analytes.

FORM 10
 PCB IDENTIFICATION SUMMARY
 FOR MULTICOMPONENT ANALYTES

CLIENT SAMPLE NO.

B-32S10S2MS

Lab Name: MITKEM CORPORATION

Contract:

Lab Code: MITKEM Case No.:

SAS No.:

SDG No.: A0740

Lab Sample ID: A0740-36AMS

Date(s) Analyzed: 05/16/02 05/16/02

Instrument ID (1): E2

Instrument ID (2): E2

GC Column(1): RTXCLPPEST 2 ID: 0.53(mm) GC Column(2): RTXCLPPEST ID: 0.53(mm)

ANALYTE	PEAK	RT	RT WINDOW		CONCENTRATION	MEAN CONCENTRATION	%D
			FROM	TO			
Aroclor-1016 COLUMN 1	1	9.45	9.38	9.52	540	1100	
	2	10.91	10.83	10.97	2200		
	3	11.33	11.26	11.40	640		
	4						
	5						
COLUMN 2	1	7.13	7.07	7.21	500	1600	37.0
	2	8.49	8.42	8.56	2200		
	3	10.09	10.03	10.17	2000		
	4						
	5						
Aroclor-1248 COLUMN 1	1	12.00	11.93	12.07	1600	1800	
	2	13.20	13.13	13.27	2000		
	3	16.16	16.09	16.23	1900		
	4						
	5						
COLUMN 2	1	11.36	11.29	11.43	1600	1700	5.7
	2	12.01	11.94	12.08	1800		
	3	13.19	13.11	13.25	1800		
	4						
	5						
Aroclor-1260 COLUMN 1	1	17.57	17.49	17.63	510	460	
	2	20.50	20.42	20.56	440		
	3	21.51	21.44	21.58	440		
	4						
	5						
COLUMN 2	1	15.40	15.33	15.47	610	500	8.3
	2	16.49	16.41	16.56	410		
	3	18.60	18.53	18.67	460		
	4						
	5						

At least 3 peaks are required for identification of multicomponent analytes.

FORM 10
PCB IDENTIFICATION SUMMARY
FOR MULTICOMPONENT ANALYTES

CLIENT SAMPLE NO.

B-32S10S2MSD

Lab Name: MITKEM CORPORATION

Contract:

Lab Code: MITKEM Case No.:

SAS No.:

SDG No.: A0740

Lab Sample ID: A0740-36AMSD

Date(s) Analyzed: 05/16/02 05/16/02

Instrument ID (1): E2

Instrument ID (2): E2

GC Column(1): RTXCLPPEST 2 ID: 0.53(mm) GC Column(2): RTXCLPPEST ID: 0.53(mm)

ANALYTE	PEAK	RT	RT WINDOW		CONCENTRATION	MEAN CONCENTRATION	%D
			FROM	TO			
Aroclor-1016 COLUMN 1	1	9.45	9.38	9.52	540	1000	
	2	10.91	10.83	10.97	1800		
	3	11.33	11.26	11.40	620		
	4						
	5						
COLUMN 2	1	7.13	7.07	7.21	510	1300	26.1
	2	8.49	8.42	8.56	1800		
	3	10.09	10.03	10.17	1700		
	4						
	5						
Aroclor-1248 COLUMN 1	1	12.00	11.93	12.07	1400	1700	
	2	13.20	13.13	13.27	1800		
	3	16.16	16.09	16.23	1900		
	4						
	5						
COLUMN 2	1	11.36	11.29	11.43	1500	1700	0.0
	2	12.01	11.94	12.08	1800		
	3	13.19	13.11	13.25	1800		
	4						
	5						
Aroclor-1260 COLUMN 1	1	17.57	17.49	17.63	540	500	
	2	20.50	20.42	20.56	470		
	3	21.51	21.44	21.58	490		
	4						
	5						
COLUMN 2	1	15.40	15.33	15.47	650	540	7.7
	2	16.49	16.41	16.56	460		
	3	18.60	18.53	18.67	500		
	4						
	5						

At least 3 peaks are required for identification of multicomponent analytes.

FORM 10
 PCB IDENTIFICATION SUMMARY
 FOR MULTICOMPONENT ANALYTES

CLIENT SAMPLE NO.

B-32S10S3

Lab Name: MITKEM CORPORATION

Contract:

Lab Code: MITKEM Case No.:

SAS No.:

SDG No.: A0740

Lab Sample ID: A0740-37A

Date(s) Analyzed: 05/16/02 05/16/02

Instrument ID (1): E2

Instrument ID (2): E2

GC Column(1): RTXCLPPEST 2 ID: 0.53(mm) GC Column(2): RTXCLPPEST ID: 0.53(mm)

ANALYTE	PEAK	RT	RT WINDOW		CONCENTRATION	MEAN CONCENTRATION	%D
			FROM	TO			
Aroclor-1248	1	12.00	11.93	12.07	2400	2500	
	2	13.20	13.13	13.27	3000		
	3	16.17	16.09	16.23	2300		
COLUMN 1	4						
	5						
COLUMN 2	1	11.36	11.29	11.43	2800	2700	7.7
	2	12.01	11.94	12.08	3100		
	3	13.19	13.11	13.25	2200		
COLUMN 2	4						
	5						
COLUMN 1	1						
	2						
	3						
	4						
	5						
COLUMN 2	1						
	2						
	3						
	4						
	5						
COLUMN 1	1						
	2						
	3						
	4						
	5						
COLUMN 2	1						
	2						
	3						
	4						
	5						

At least 3 peaks are required for identification of multicomponent analytes.

FORM 10
 PCB IDENTIFICATION SUMMARY
 FOR MULTICOMPONENT ANALYTES

CLIENT SAMPLE NO.

B-32S10S4

Lab Name: MITKEM CORPORATION

Contract:

Lab Code: MITKEM Case No.:

SAS No.:

SDG No.: A0740

Lab Sample ID: A0740-38A

Date(s) Analyzed: 05/16/02 05/16/02

Instrument ID (1): E2

Instrument ID (2): E2

GC Column(1): RTXCLPPEST 2 ID: 0.53(mm) GC Column(2): RTXCLPPEST ID: 0.53(mm)

ANALYTE	PEAK	RT	RT WINDOW		CONCENTRATION	MEAN CONCENTRATION	%D
			FROM	TO			
Aroclor-1248	1	12.00	11.93	12.07	300	320	
	2	13.21	13.13	13.27	330		
	3	16.17	16.09	16.23	330		
COLUMN 1	4						
	5						
	1	11.36	11.29	11.43	350		
	2	12.01	11.94	12.08	360		
	3	13.19	13.11	13.25	320		
COLUMN 2	4						
	5						
						340	6.1
COLUMN 1	1						
	2						
	3						
	4						
	5						
COLUMN 2	1						
	2						
	3						
	4						
	5						
COLUMN 1	1						
	2						
	3						
	4						
	5						
COLUMN 2	1						
	2						
	3						
	4						
	5						

At least 3 peaks are required for identification of multicomponent analytes.

FORM 10
 PCB IDENTIFICATION SUMMARY
 FOR MULTICOMPONENT ANALYTES

CLIENT SAMPLE NO.

B-32W10S1

Lab Name: MITKEM CORPORATION

Contract:

Lab Code: MITKEM Case No.:

SAS No.:

SDG No.: A0740

Lab Sample ID: A0740-39A

Date(s) Analyzed: 05/16/02 05/16/02

Instrument ID (1): E2

Instrument ID (2): E2

GC Column(1): RTXCLPPEST 2 ID: 0.53(mm) GC Column(2): RTXCLPPEST ID: 0.53(mm)

ANALYTE	PEAK	RT	RT WINDOW		CONCENTRATION	MEAN CONCENTRATION	%D
			FROM	TO			
Aroclor-1248 COLUMN 1	1	12.00	11.93	12.07	150	230	
	2	13.21	13.13	13.27	140		
	3	16.16	16.09	16.23	410		
	4						
	5						
COLUMN 2	1	11.36	11.29	11.43	330	350	41.4
	2	12.02	11.94	12.08	350		
	3	13.19	13.11	13.25	380		
	4						
	5						
Aroclor-1254 COLUMN 1	1	14.76	14.68	14.82	130	170	
	2	15.81	15.73	15.87	200		
	3	17.57	17.49	17.63	170		
	4						
	5						
COLUMN 2	1	12.02	11.95	12.09	220	180	5.7
	2	13.19	13.11	13.25	130		
	3	14.02	13.95	14.09	190		
	4						
	5						
COLUMN 1	1						
	2						
	3						
	4						
	5						
COLUMN 2	1						
	2						
	3						
	4						
	5						

At least 3 peaks are required for identification of multicomponent analytes.

Data File: \\AVOGADRO\USERDATA\Organic\svoa\SL.i\020518.B\S1C8634.D

Date : 18-MAY-2002 11:20

Client ID: DFTPP1B

Instrument: S1.i

Sample Info: ST0518A,DFTPP1B

Operator: DHG

Column phase:

Column diameter: 2.00

Data File: S1C8634.D
 Spectrum: HP ChemStation MS DATA.MS, Scan 133: 6.463 min. (SUB)
 Location of Maximum: 197.85
 Number of points: 213

m/z	Y	m/z	Y	m/z	Y	m/z	Y
91.85	82	164.85	86	233.90	30	365.80	27
92.85	610	165.95	58	234.90	35	370.90	13
95.85	23	166.95	422	235.80	22	371.90	88
97.85	421	167.85	166	236.90	31	372.90	20
98.85	330	168.95	34	238.80	18	382.80	21
99.85	30	170.05	13	239.80	15	401.85	29
100.85	176	170.85	15	240.80	22	402.85	43
102.85	57	171.85	39	241.90	62	403.85	18
103.85	110	172.85	42	242.90	65	420.85	40
104.85	101	173.85	85	243.90	987	421.95	33
106.90	1244	174.95	138	244.90	126	422.95	285
107.90	191	175.95	49	245.90	180	423.85	53
109.90	2615	176.85	72	246.80	32	440.95	801
110.90	365	177.95	29	248.80	27	441.95	5110
111.90	46	178.85	347	252.80	19	442.95	1003
112.90	17	179.85	204	254.90	4415	443.85	91
116.00	76	180.85	103	255.90	647		
116.90	1216	181.95	15	256.90	49		
117.90	82	183.85	29	257.90	264		

FORM 10
 PCB IDENTIFICATION SUMMARY
 FOR MULTICOMPONENT ANALYTES

CLIENT SAMPLE NO.

B-44 0-2

Lab Name: MITKEM CORPORATION

Contract:

Lab Code: MITKEM Case No.:

SAS No.:

SDG No.: A0740

Lab Sample ID: A0740-21A

Date(s) Analyzed: 05/16/02 05/16/02

Instrument ID (1): E2

Instrument ID (2): E2

GC Column(1): RTXCLPPEST 2 ID: 0.53(mm) GC Column(2): RTXCLPPEST ID: 0.53(mm)

ANALYTE	PEAK	RT	RT WINDOW		CONCENTRATION	MEAN CONCENTRATION	%D
			FROM	TO			
Aroclor-1248	1	12.00	11.93	12.07	1800	2500	
	2	13.21	13.13	13.27	2200		
	3	16.16	16.09	16.23	3500		
COLUMN 1	4						
	5						
COLUMN 2	1	11.36	11.29	11.43	2900	3000	18.2
	2	12.02	11.94	12.08	3000		
	3	13.19	13.11	13.25	3200		
	4						
	5						
COLUMN 1	1						
	2						
	3						
	4						
	5						
COLUMN 2	1						
	2						
	3						
	4						
	5						
COLUMN 1	1						
	2						
	3						
	4						
	5						
COLUMN 2	1						
	2						
	3						
	4						
	5						

At least 3 peaks are required for identification of multicomponent analytes.

FORM 10
 PCB IDENTIFICATION SUMMARY
 FOR MULTICOMPONENT ANALYTES

CLIENT SAMPLE NO.

B-44 2-2

Lab Name: MITKEM CORPORATION

Contract:

Lab Code: MITKEM Case No.:

SAS No.:

SDG No.: A0740

Lab Sample ID: A0740-22A

Date(s) Analyzed: 05/15/02 05/15/02

Instrument ID (1): E2

Instrument ID (2): E2

GC Column(1): RTXCLPPEST 2 ID: 0.53(mm) GC Column(2): RTXCLPPEST ID: 0.53(mm)

ANALYTE	PEAK	RT	RT WINDOW		CONCENTRATION	MEAN CONCENTRATION	%D
			FROM	TO			
Aroclor-1248 COLUMN 1	1	12.00	11.93	12.07	570	1300	
	2	13.21	13.13	13.27	850		
	3	16.16	16.09	16.23	2500		
	4						
	5						
COLUMN 2	1	11.36	11.29	11.43	1300	1800	32.2
	2	12.02	11.94	12.08	1800		
	3	13.19	13.11	13.25	2400		
	4						
	5						
Aroclor-1254 COLUMN 1	1	14.76	14.68	14.82	620	900	
	2	15.81	15.73	15.87	1100		
	3	17.57	17.49	17.63	980		
	4						
	5						
COLUMN 2	1	12.02	11.95	12.09	1100	940	4.3
	2	13.19	13.11	13.25	810		
	3	14.02	13.95	14.09	870		
	4						
	5						
COLUMN 1	1						
	2						
	3						
	4						
	5						
COLUMN 2	1						
	2						
	3						
	4						
	5						

At least 3 peaks are required for identification of multicomponent analytes.

FORM 10
 PCB IDENTIFICATION SUMMARY
 FOR MULTICOMPONENT ANALYTES

CLIENT SAMPLE NO.

B-45 0-2

Lab Name: MITKEM CORPORATION

Contract:

Lab Code: MITKEM Case No.:

SAS No.:

SDG No.: A0740

Lab Sample ID: A0740-23A

Date(s) Analyzed: 05/15/02 05/15/02

Instrument ID (1): E2

Instrument ID (2): E2

GC Column(1): RTXCLPPEST 2 ID: 0.53(mm) GC Column(2): RTXCLPPEST ID: 0.53(mm)

ANALYTE	PEAK	RT	RT WINDOW		CONCENTRATION	MEAN CONCENTRATION	%D
			FROM	TO			
Aroclor-1248	1	12.01	11.93	12.07	550	770	
	2	13.21	13.13	13.27	640		
	3	16.17	16.09	16.23	1100		
COLUMN 1	4						
	5						
COLUMN 2	1	11.36	11.29	11.43	960	1000	26.0
	2	12.02	11.94	12.08	1000		
	3	13.19	13.11	13.25	1100		
	4						
	5						
COLUMN 1	1						
	2						
	3						
	4						
	5						
COLUMN 2	1						
	2						
	3						
	4						
	5						
COLUMN 1	1						
	2						
	3						
	4						
	5						
COLUMN 2	1						
	2						
	3						
	4						
	5						

At least 3 peaks are required for identification of multicomponent analytes.

FORM 10
 PCB IDENTIFICATION SUMMARY
 FOR MULTICOMPONENT ANALYTES

CLIENT SAMPLE NO.

B-45 2-2

Lab Name: MITKEM CORPORATION

Contract:

Lab Code: MITKEM Case No.:

SAS No.:

SDG No.: A0740

Lab Sample ID: A0740-24A

Date(s) Analyzed: 05/16/02 05/16/02

Instrument ID (1): E2

Instrument ID (2): E2

GC Column(1): RTXCLPPEST 2 ID: 0.53(mm) GC Column(2): RTXCLPPEST ID: 0.53(mm)

ANALYTE	PEAK	RT	RT WINDOW		CONCENTRATION	MEAN CONCENTRATION	%D
			FROM	TO			
Aroclor-1248	1	12.00	11.93	12.07	56	140	
	2	13.21	13.13	13.27	79		
	3	16.17	16.09	16.23	290		
COLUMN 1	4						
	5						
COLUMN 2	1	11.37	11.29	11.43	160	190	30.3
	2	12.02	11.94	12.08	150		
	3	13.19	13.11	13.25	260		
	4						
	5						
COLUMN 1	1						
	2						
	3						
	4						
	5						
COLUMN 2	1						
	2						
	3						
	4						
	5						
COLUMN 1	1						
	2						
	3						
	4						
	5						
COLUMN 2	1						
	2						
	3						
	4						
	5						

At least 3 peaks are required for identification of multicomponent analytes.

FORM 10
 PCB IDENTIFICATION SUMMARY
 FOR MULTICOMPONENT ANALYTES

CLIENT SAMPLE NO.

B-46 0-2

Lab Name: MITKEM CORPORATION

Contract:

Lab Code: MITKEM Case No.:

SAS No.:

SDG No.: A0740

Lab Sample ID: A0740-25A

Date(s) Analyzed: 05/15/02 05/15/02

Instrument ID (1): E2

Instrument ID (2): E2

GC Column(1): RTXCLPPEST 2 ID: 0.53(mm) GC Column(2): RTXCLPPEST ID: 0.53(mm)

ANALYTE	PEAK	RT	RT WINDOW		CONCENTRATION	MEAN CONCENTRATION	%D
			FROM	TO			
Aroclor-1248 COLUMN 1	1	12.00	11.93	12.07	1300	2000	
	2	13.21	13.13	13.27	1500		
	3	16.17	16.09	16.23	3200		
	4						
	5						
COLUMN 2	1	11.36	11.29	11.43	2600	2800	33.3
	2	12.02	11.94	12.08	2700		
	3	13.19	13.11	13.25	3000		
	4						
	5						
Aroclor-1254 COLUMN 1	1	14.76	14.68	14.82	930	1100	
	2	15.81	15.73	15.87	1400		
	3	17.57	17.49	17.63	910		
	4						
	5						
COLUMN 2	1	12.02	11.95	12.09	1700	1300	16.7
	2	13.19	13.11	13.25	1000		
	3	14.02	13.95	14.09	1200		
	4						
	5						
COLUMN 1	1						
	2						
	3						
	4						
	5						
COLUMN 2	1						
	2						
	3						
	4						
	5						

At least 3 peaks are required for identification of multicomponent analytes.

FORM 10
 PCB IDENTIFICATION SUMMARY
 FOR MULTICOMPONENT ANALYTES

CLIENT SAMPLE NO.

B-46 2-2

Lab Name: MITKEM CORPORATION

Contract:

Lab Code: MITKEM Case No.:

SAS No.:

SDG No.: A0740

Lab Sample ID: A0740-26A

Date(s) Analyzed: 05/16/02 05/16/02

Instrument ID (1): E2

Instrument ID (2): E2

GC Column(1): RTXCLPPEST 2 ID: 0.53(mm) GC Column(2): RTXCLPPEST ID: 0.53(mm)

ANALYTE	PEAK	RT	RT WINDOW		CONCENTRATION	MEAN CONCENTRATION	%D
			FROM	TO			
Aroclor-1248	1	12.00	11.93	12.07	110	220	
	2	13.21	13.13	13.27	170		
	3	16.17	16.09	16.23	390		
COLUMN 1	4						
	5						
COLUMN 2	1	11.36	11.29	11.43	230	280	24.0
	2	12.02	11.94	12.08	230		
	3	13.19	13.11	13.25	360		
	4						
	5						
Aroclor-1254	1	14.76	14.68	14.82	100	150	
	2	15.81	15.73	15.87	220		
	3	17.57	17.49	17.63	130		
COLUMN 1	4						
	5						
COLUMN 2	1	12.02	11.95	12.09	150	130	14.3
	2	13.19	13.11	13.25	120		
	3	14.02	13.95	14.09	130		
	4						
	5						
COLUMN 1	1						
	2						
	3						
	4						
	5						
COLUMN 2	1						
	2						
	3						
	4						
	5						

At least 3 peaks are required for identification of multicomponent analytes.

FORM 10
 PCB IDENTIFICATION SUMMARY
 FOR MULTICOMPONENT ANALYTES

CLIENT SAMPLE NO.

B-46 2-2MS

Lab Name: MITKEM CORPORATION

Contract:

Lab Code: MITKEM Case No.:

SAS No.:

SDG No.: A0740

Lab Sample ID: A0740-26AMS

Date(s) Analyzed: 05/15/02 05/15/02

Instrument ID (1): E2

Instrument ID (2): E2

GC Column(1): RTXCLPPEST 2 ID: 0.53(mm) GC Column(2): RTXCLPPEST ID: 0.53(mm)

ANALYTE	PEAK	RT	RT WINDOW		CONCENTRATION	MEAN CONCENTRATION	%D
			FROM	TO			
Aroclor-1016 COLUMN 1	1	9.45	9.38	9.52	330	350	
	2	10.91	10.83	10.97	380		
	3	11.34	11.26	11.40	350		
	4						
	5						
COLUMN 2	1	7.14	7.07	7.21	320	350	0.0
	2	8.49	8.42	8.56	350		
	3	10.10	10.03	10.17	370		
	4						
	5						
Aroclor-1248 COLUMN 1	1	12.00	11.93	12.07	280	380	
	2	13.21	13.13	13.27	340		
	3	16.16	16.09	16.23	510		
	4						
	5						
COLUMN 2	1	11.36	11.29	11.43	230	360	5.4
	2	12.03	11.94	12.08	360		
	3	13.19	13.11	13.25	480		
	4						
	5						
Aroclor-1254 COLUMN 1	1	14.76	14.68	14.82	220	420	
	2	15.81	15.73	15.87	230		
	3	17.57	17.49	17.63	800		
	4						
	5						
COLUMN 2	1	12.03	11.95	12.09	230	180	80.0
	2	13.19	13.11	13.25	160		
	3	14.02	13.95	14.09	160		
	4						
	5						

At least 3 peaks are required for identification of multicomponent analytes.

FORM 10
 PCB IDENTIFICATION SUMMARY
 FOR MULTICOMPONENT ANALYTES

CLIENT SAMPLE NO.

B-46 2-2MS

Lab Name: MITKEM CORPORATION

Contract:

Lab Code: MITKEM Case No.:

SAS No.:

SDG No.: A0740

Lab Sample ID: A0740-26AMS

Date(s) Analyzed: 05/15/02 05/15/02

Instrument ID (1): E2

Instrument ID (2): E2

GC Column(1): RTXCLPPEST 2 ID: 0.53(mm) GC Column(2): RTXCLPPEST ID: 0.53(mm)

ANALYTE	PEAK	RT	RT WINDOW		CONCENTRATION	MEAN CONCENTRATION	%D
			FROM	TO			
Aroclor-1260	1	17.57	17.49	17.63	360	330	
	2	20.50	20.42	20.56	330		
	3	21.52	21.44	21.58	300		
COLUMN 1	4						
	5						
	1	15.40	15.33	15.47	400		
	2	16.49	16.41	16.56	320		
	3	18.60	18.53	18.67	360		
COLUMN 2	4					360	8.7
	5						
	1						
	2						
	3						
COLUMN 1	4						
	5						
	1						
	2						
	3						
COLUMN 2	4						
	5						
	1						
	2						
	3						
COLUMN 1	4						
	5						
	1						
	2						
	3						
COLUMN 2	4						
	5						
	1						
	2						
	3						

At least 3 peaks are required for identification of multicomponent analytes.

FORM 10
PCB IDENTIFICATION SUMMARY
FOR MULTICOMPONENT ANALYTES

CLIENT SAMPLE NO.

B-46 2-2MSD

Lab Name: MITKEM CORPORATION

Contract:

Lab Code: MITKEM Case No.:

SAS No.:

SDG No.: A0740

Lab Sample ID: A0740-26AMSD

Date(s) Analyzed: 05/15/02 05/15/02

Instrument ID (1): E2

Instrument ID (2): E2

GC Column(1): RTXCLPPEST 2 ID: 0.53(mm) GC Column(2): RTXCLPPEST ID: 0.53(mm)

ANALYTE	PEAK	RT	RT WINDOW		CONCENTRATION	MEAN CONCENTRATION	%D
			FROM	TO			
Aroclor-1016 COLUMN 1	1	9.45	9.38	9.52	330	350	
	2	10.90	10.83	10.97	370		
	3	11.33	11.26	11.40	340		
	4						
	5						
COLUMN 2	1	7.14	7.07	7.21	320	340	2.9
	2	8.48	8.42	8.56	350		
	3	10.10	10.03	10.17	370		
	4						
	5						
Aroclor-1248 COLUMN 1	1	12.00	11.93	12.07	280	370	
	2	13.20	13.13	13.27	330		
	3	16.16	16.09	16.23	490		
	4						
	5						
COLUMN 2	1	11.36	11.29	11.43	220	350	5.6
	2	12.02	11.94	12.08	360		
	3	13.19	13.11	13.25	470		
	4						
	5						
Aroclor-1254 COLUMN 1	1	14.75	14.68	14.82	220	420	
	2	15.80	15.73	15.87	260		
	3	17.57	17.49	17.63	800		
	4						
	5						
COLUMN 2	1	12.02	11.95	12.09	230	180	80.0
	2	13.19	13.11	13.25	160		
	3	14.02	13.95	14.09	160		
	4						
	5						

At least 3 peaks are required for identification of multicomponent analytes.

FORM 10
 PCB IDENTIFICATION SUMMARY
 FOR MULTICOMPONENT ANALYTES

CLIENT SAMPLE NO.

B-46 2-2MSD

Lab Name: MITKEM CORPORATION

Contract:

Lab Code: MITKEM Case No.:

SAS No.:

SDG No.: A0740

Lab Sample ID: A0740-26AMSD

Date(s) Analyzed: 05/15/02 05/15/02

Instrument ID (1): E2

Instrument ID (2): E2

GC Column(1): RTXCLPPEST 2 ID: 0.53(mm) GC Column(2): RTXCLPPEST ID: 0.53(mm)

ANALYTE	PEAK	RT	RT WINDOW		CONCENTRATION	MEAN CONCENTRATION	%D
			FROM	TO			
Aroclor-1260	1	17.57	17.49	17.63	360	330	
	2	20.50	20.42	20.56	320		
	3	21.52	21.44	21.58	300		
COLUMN 1	4						
	5						
COLUMN 2	1	15.40	15.33	15.47	390	350	5.9
	2	16.49	16.41	16.56	310		
	3	18.60	18.53	18.67	350		
	4						
	5						
COLUMN 1	1						
	2						
	3						
	4						
	5						
COLUMN 2	1						
	2						
	3						
	4						
	5						
COLUMN 1	1						
	2						
	3						
	4						
	5						
COLUMN 2	1						
	2						
	3						
	4						
	5						

At least 3 peaks are required for identification of multicomponent analytes.

FORM 10
 PCB IDENTIFICATION SUMMARY
 FOR MULTICOMPONENT ANALYTES

CLIENT SAMPLE NO.

B-47 0-2

Lab Name: MITKEM CORPORATION

Contract:

Lab Code: MITKEM Case No.:

SAS No.:

SDG No.: A0740

Lab Sample ID: A0740-27A

Date(s) Analyzed: 05/15/02 05/15/02

Instrument ID (1): E2

Instrument ID (2): E2

GC Column(1): RTXCLPPEST 2 ID: 0.53(mm) GC Column(2): RTXCLPPEST ID: 0.53(mm)

ANALYTE	PEAK	RT	RT WINDOW		CONCENTRATION	MEAN CONCENTRATION	%D
			FROM	TO			
Aroclor-1248 COLUMN 1	1	12.00	11.93	12.07	2200	3000	
	2	13.21	13.13	13.27	2000		
	3	16.16	16.09	16.23	4700		
	4						
	5						
COLUMN 2	1	11.36	11.29	11.43	4000	4100	31.0
	2	12.02	11.94	12.08	3900		
	3	13.19	13.11	13.25	4600		
	4						
	5						
Aroclor-1254 COLUMN 1	1	14.76	14.68	14.82	1400	1600	
	2	15.81	15.73	15.87	2000		
	3	17.57	17.49	17.63	1400		
	4						
	5						
COLUMN 2	1	12.02	11.95	12.09	2500	2000	22.2
	2	13.19	13.11	13.25	1500		
	3	14.02	13.95	14.09	2000		
	4						
	5						
COLUMN 1	1						
	2						
	3						
	4						
	5						
COLUMN 2	1						
	2						
	3						
	4						
	5						

At least 3 peaks are required for identification of multicomponent analytes.

FORM 10
 PCB IDENTIFICATION SUMMARY
 FOR MULTICOMPONENT ANALYTES

CLIENT SAMPLE NO.

B-47 2-2

Lab Name: MITKEM CORPORATION

Contract:

Lab Code: MITKEM Case No.:

SAS No.:

SDG No.: A0740

Lab Sample ID: A0740-28A

Date(s) Analyzed: 05/15/02 05/15/02

Instrument ID (1): E2

Instrument ID (2): E2

GC Column(1): RTXCLPPEST 2 ID: 0.53(mm) GC Column(2): RTXCLPPEST ID: 0.53(mm)

ANALYTE	PEAK	RT	RT WINDOW		CONCENTRATION	MEAN CONCENTRATION	%D
			FROM	TO			
Aroclor-1254	1	14.76	14.68	14.82	440	590	
	2	15.81	15.73	15.87	900		
	3	17.57	17.49	17.63	430		
COLUMN 1	4						
	5						
	1	12.02	11.95	12.09	680		
	2	13.19	13.11	13.25	460		
	3	14.02	13.95	14.09	520		
COLUMN 2	4					560	5.2
	5						
	1						
	2						
	3						
COLUMN 1	4						
	5						
	1						
	2						
	3						
COLUMN 2	4						
	5						
	1						
	2						
	3						
COLUMN 1	4						
	5						
	1						
	2						
	3						
COLUMN 2	4						
	5						
	1						
	2						
	3						

At least 3 peaks are required for identification of multicomponent analytes.

FORM 10
 PCB IDENTIFICATION SUMMARY
 FOR MULTICOMPONENT ANALYTES

CLIENT SAMPLE NO.

B-48 0-2

Lab Name: MITKEM CORPORATION

Contract:

Lab Code: MITKEM Case No.:

SAS No.:

SDG No.: A0740

Lab Sample ID: A0740-29A

Date(s) Analyzed: 05/16/02 05/16/02

Instrument ID (1): E2

Instrument ID (2): E2

GC Column(1): RTXCLPPEST 2 ID: 0.53(mm) GC Column(2): RTXCLPPEST ID: 0.53(mm)

ANALYTE	PEAK	RT	RT WINDOW		CONCENTRATION	MEAN CONCENTRATION	%D
			FROM	TO			
Aroclor-1248	1	12.00	11.93	12.07	1600	2100	
	2	13.20	13.13	13.27	1700		
	3	16.16	16.09	16.23	2900		
	4						
	5						
COLUMN 1	1	11.36	11.29	11.43	2300	2500	17.4
	2	12.02	11.94	12.08	2500		
	3	13.19	13.11	13.25	2700		
	4						
	5						
COLUMN 2	1	14.76	14.68	14.82	850	860	
	2	15.81	15.73	15.87	1100		
	3	17.57	17.49	17.63	670		
	4						
	5						
Aroclor-1254	1	12.02	11.95	12.09	1600	1200	33.0
	2	13.19	13.11	13.25	920		
	3	14.02	13.95	14.09	970		
	4						
	5						
COLUMN 1	1						
	2						
	3						
	4						
	5						
COLUMN 2	1						
	2						
	3						
	4						
	5						

At least 3 peaks are required for identification of multicomponent analytes.

FORM 10
 PCB IDENTIFICATION SUMMARY
 FOR MULTICOMPONENT ANALYTES

CLIENT SAMPLE NO.

B-48 2-2

Lab Name: MITKEM CORPORATION

Contract:

Lab Code: MITKEM Case No.:

SAS No.:

SDG No.: A0740

Lab Sample ID: A0740-30A

Date(s) Analyzed: 05/16/02 05/16/02

Instrument ID (1): E2

Instrument ID (2): E2

GC Column(1): RTXCLPPEST 2 ID: 0.53(mm) GC Column(2): RTXCLPPEST ID: 0.53(mm)

ANALYTE	PEAK	RT	RT WINDOW		CONCENTRATION	MEAN CONCENTRATION	%D
			FROM	TO			
Aroclor-1248	1	12.00	11.93	12.07	1000	1300	
	2	13.20	13.13	13.27	1100		
	3	16.16	16.09	16.23	1800		
COLUMN 1	4						
	5						
COLUMN 2	1	11.36	11.29	11.43	1600	1700	26.7
	2	12.01	11.94	12.08	1700		
	3	13.19	13.11	13.25	1700		
	4						
	5						
COLUMN 1	1						
	2						
	3						
COLUMN 2	4						
	5						
COLUMN 1	1						
	2						
	3						
COLUMN 2	4						
	5						

At least 3 peaks are required for identification of multicomponent analytes.

FORM 10
 PCB IDENTIFICATION SUMMARY
 FOR MULTICOMPONENT ANALYTES

CLIENT SAMPLE NO.

B-49 0-2

Lab Name: MITKEM CORPORATION

Contract:

Lab Code: MITKEM Case No.:

SAS No.:

SDG No.: A0740

Lab Sample ID: A0740-31A

Date(s) Analyzed: 05/16/02 05/16/02

Instrument ID (1): E2

Instrument ID (2): E2

GC Column(1): RTXCLPPEST 2 ID: 0.53(mm) GC Column(2): RTXCLPPEST ID: 0.53(mm)

ANALYTE	PEAK	RT	RT WINDOW		CONCENTRATION	MEAN	%D
			FROM	TO		CONCENTRATION	
Aroclor-1248	1	12.00	11.93	12.07	1800	2700	
	2	13.20	13.13	13.27	2000		
	3	16.16	16.09	16.23	4400		
COLUMN 1	4						
	5						
COLUMN 2	1	11.36	11.29	11.43	2700	4200	43.5
	2	12.07	11.94	12.08	5600		
	3	13.19	13.11	13.25	4100		
	4						
	5						
COLUMN 1	1						
	2						
	3						
	4						
	5						
COLUMN 2	1						
	2						
	3						
	4						
	5						
COLUMN 1	1						
	2						
	3						
	4						
	5						
COLUMN 2	1						
	2						
	3						
	4						
	5						

At least 3 peaks are required for identification of multicomponent analytes.

FORM 10
 PCB IDENTIFICATION SUMMARY
 FOR MULTICOMPONENT ANALYTES

CLIENT SAMPLE NO.

B-49 2-2

Lab Name: MITKEM CORPORATION

Contract:

Lab Code: MITKEM Case No.:

SAS No.:

SDG No.: A0740

Lab Sample ID: A0740-32A

Date(s) Analyzed: 05/16/02 05/16/02

Instrument ID (1): E2

Instrument ID (2): E2

GC Column(1): RTXCLPPEST 2 ID: 0.53(mm) GC Column(2): RTXCLPPEST ID: 0.53(mm)

ANALYTE	PEAK	RT	RT WINDOW		CONCENTRATION	MEAN CONCENTRATION	%D
			FROM	TO			
Aroclor-1254	1	14.76	14.68	14.82	100	140	
	2	15.81	15.73	15.87	180		
	3	17.57	17.49	17.63	140		
COLUMN 1	4						
	5						
COLUMN 2	1	12.08	11.95	12.09	260	160	13.3
	2	13.19	13.11	13.25	120		
	3	14.02	13.95	14.09	120		
	4						
	5						
COLUMN 1	1						
	2						
	3						
	4						
	5						
COLUMN 2	1						
	2						
	3						
	4						
	5						
COLUMN 1	1						
	2						
	3						
	4						
	5						
COLUMN 2	1						
	2						
	3						
	4						
	5						

At least 3 peaks are required for identification of multicomponent analytes.

FORM 10
 PCB IDENTIFICATION SUMMARY
 FOR MULTICOMPONENT ANALYTES

CLIENT SAMPLE NO.

B-50 0-2

Lab Name: MITKEM CORPORATION

Contract:

Lab Code: MITKEM Case No.:

SAS No.:

SDG No.: A0740

Lab Sample ID: A0740-33A

Date(s) Analyzed: 05/16/02 05/16/02

Instrument ID (1): E2

Instrument ID (2): E2

GC Column(1): RTXCLPPEST 2 ID: 0.53(mm) GC Column(2): RTXCLPPEST ID: 0.53(mm)

ANALYTE	PEAK	RT	RT WINDOW		CONCENTRATION	MEAN CONCENTRATION	%D
			FROM	TO			
Aroclor-1254	1	14.76	14.68	14.82	1000	1200	
	2	15.81	15.73	15.87	1300		
	3	17.57	17.49	17.63	1300		
COLUMN 1	4						
	5						
COLUMN 2	1	12.02	11.95	12.09	1300	1200	0.0
	2	13.19	13.11	13.25	1000		
	3	14.02	13.95	14.09	1200		
	4						
	5						
COLUMN 1	1						
	2						
	3						
	4						
	5						
COLUMN 2	1						
	2						
	3						
	4						
	5						
COLUMN 1	1						
	2						
	3						
	4						
	5						
COLUMN 2	1						
	2						
	3						
	4						
	5						

At least 3 peaks are required for identification of multicomponent analytes.

FORM 10
PCB IDENTIFICATION SUMMARY
FOR MULTICOMPONENT ANALYTES

CLIENT SAMPLE NO.

B-50 2-2

Lab Name: MITKEM CORPORATION

Contract:

Lab Code: MITKEM Case No.:

SAS No.:

SDG No.: A0740

Lab Sample ID: A0740-34A

Date(s) Analyzed: 05/16/02 05/16/02

Instrument ID (1): E2

Instrument ID (2): E2

GC Column(1): RTXCLPPEST 2 ID: 0.53(mm) GC Column(2): RTXCLPPEST ID: 0.53(mm)

ANALYTE	PEAK	RT	RT WINDOW		CONCENTRATION	MEAN CONCENTRATION	%D
			FROM	TO			
Aroclor-1254	1	14.76	14.68	14.82	540	740	
	2	15.81	15.73	15.87	1000		
	3	17.57	17.49	17.63	670		
COLUMN 1	4						
	5						
COLUMN 2	1	12.02	11.95	12.09	880	700	5.6
	2	13.19	13.11	13.25	580		
	3	14.02	13.95	14.09	660		
COLUMN 2	4						
	5						
COLUMN 1	1						
	2						
	3						
COLUMN 2	4						
	5						
COLUMN 1	1						
	2						
	3						
COLUMN 2	4						
	5						

At least 3 peaks are required for identification of multicomponent analytes.

FORM 10
PCB IDENTIFICATION SUMMARY
FOR MULTICOMPONENT ANALYTES

CLIENT SAMPLE NO.

B2ALCS

Lab Name: MITKEM CORPORATION

Contract:

Lab Code: MITKEM Case No.:

SAS No.:

SDG No.: A0740

Lab Sample ID: B0514-LS2

Date(s) Analyzed: 05/15/02 05/15/02

Instrument ID (1): E2

Instrument ID (2): E2

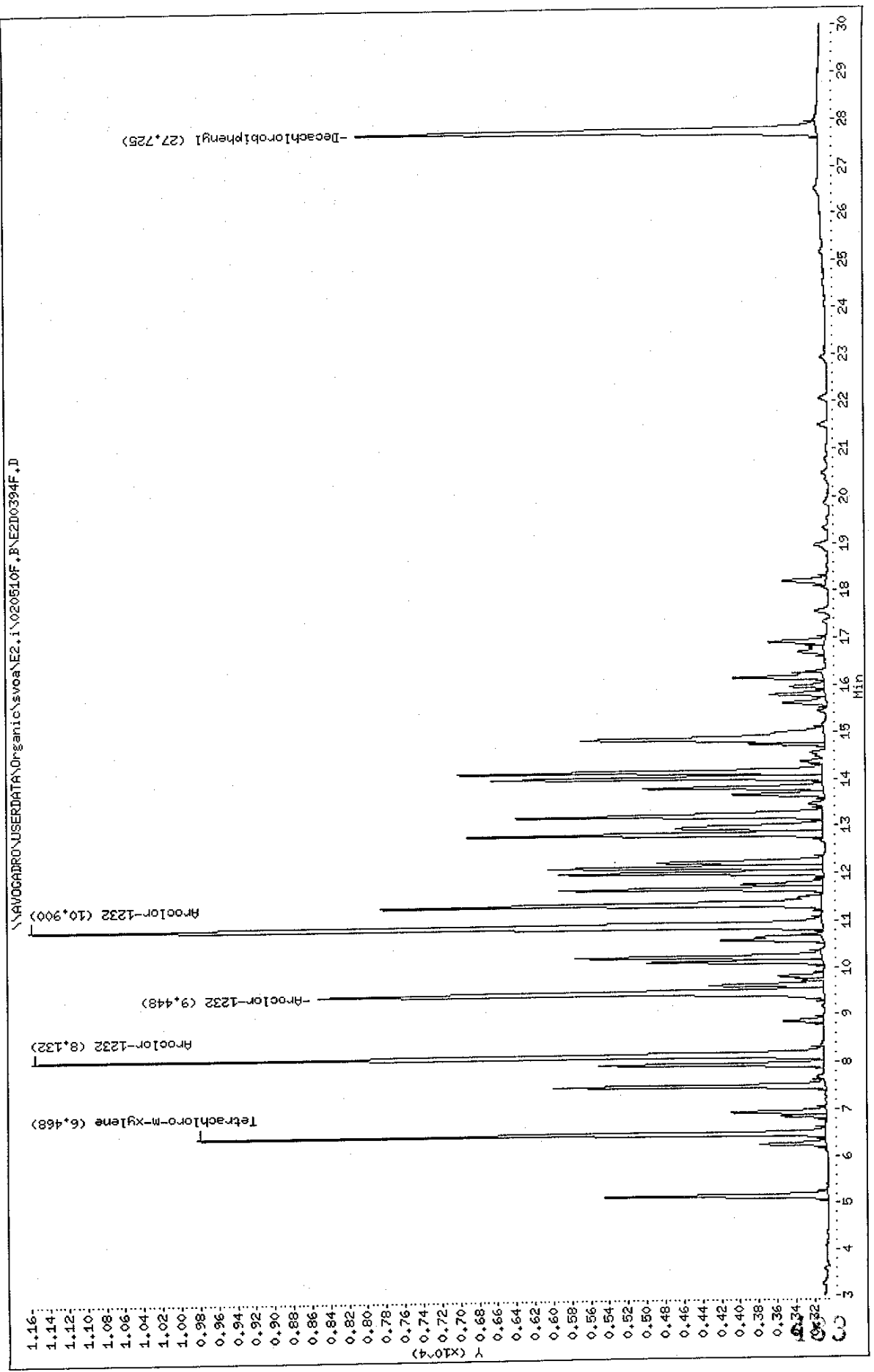
GC Column(1): RTXCLPPEST 2 ID: 0.53(mm) GC Column(2): RTXCLPPEST ID: 0.53(mm)

ANALYTE	PEAK	RT	RT WINDOW		CONCENTRATION	MEAN CONCENTRATION	%D
			FROM	TO			
Aroclor-1016 COLUMN 1	1	9.45	9.38	9.52	330	340	
	2	10.91	10.83	10.97	340		
	3	11.34	11.26	11.40	340		
	4						
	5						
COLUMN 2	1	7.14	7.07	7.21	320	320	6.1
	2	8.49	8.42	8.56	330		
	3	10.10	10.03	10.17	320		
	4						
	5						
Aroclor-1260 COLUMN 1	1	17.57	17.49	17.63	340	340	
	2	20.50	20.42	20.56	340		
	3	21.52	21.44	21.58	350		
	4						
	5						
COLUMN 2	1	15.40	15.33	15.47	330	330	3.0
	2	16.49	16.41	16.56	330		
	3	18.61	18.53	18.67	330		
	4						
	5						
COLUMN 1	1						
	2						
	3						
	4						
	5						
COLUMN 2	1						
	2						
	3						
	4						
	5						

At least 3 peaks are required for identification of multicomponent analytes.

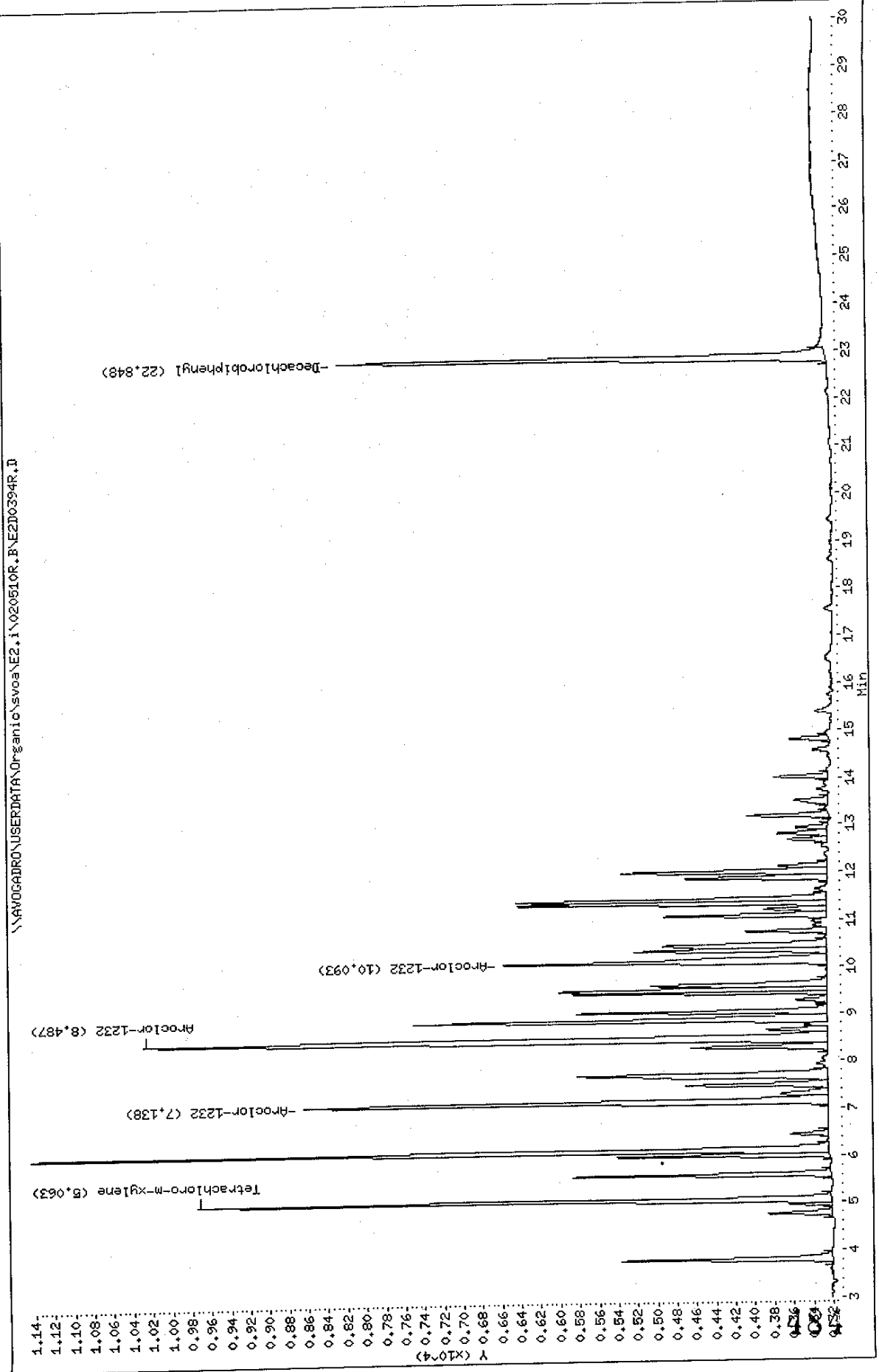
Data File: \\AVOGADRO\USERDATA\Organic\svoa\E2.i\020510F,B\E2I0394F.D
 Date: 10-MAY-2002 14:53
 Client ID: AR1232RL3
 Sample Info: AR1232RL3,AR1232RL3,,ar1232.sub
 Volume Injected (uL): 1.0
 Column phase: RtxCLPPest 2

Instrument: E2.i
 Operator: GHL
 Column diameter: 0.53



Data File: \\AVOCADRO\USERDATA\Organic\svoa\E2.1\020510R.B\E2D0394R.D
 Date: 10-MAY-2002 14:53
 Client ID: AR1232RL3
 Sample Info: AR1232RL3,AR1232RL3,,ar1232.sub
 Volume Injected (uL): 1.0
 Column phase: RtxCLPest

Instrument: E2.i
 Operator: GHL
 Column diameter: 0.53



Data File: E2D0394F.D
 Report Date: 13-May-2002 10:35

Mitkem Corporation

Sample #1 : \\AVOGADRO\USERDATA\Organic\svoa\E2.i\020510F.B\E2D0394F.D
 Sample #2 : \\AVOGADRO\USERDATA\Organic\svoa\E2.i\020510R.B\E2D0394R.D
 Inj Date : 10-MAY-2002 14:53
 Sample Info: AR1232RL3,AR1232RL3,,ar1232.sub
 Misc Info : 1,3,,1
 Cal Date : 13-MAY-2002 07:39
 Operator : GML
 Inst ID : E2.i
 Dil Factor : 1.000000

Method #1 : \\AVOGADRO\USERDATA\Organic\svoa\E2.i\020510F.B\E2_PCB_F.m
 Method #2 : \\AVOGADRO\USERDATA\Organic\svoa\E2.i\020510R.B\E2_PCB_R.m
 Sub List #1 : ar1232.sub
 Sub List #2 : ar1232.sub
 Col #1 Phase : RtxCLPPest 2
 Col #2 Phase : RtxCLPPest

Concentration Formula: Amt * DF * Uf * Vt / (Vo * Vi)

Name	Value	Description
DF	1.000	Dilution Factor
Uf	1.000	Correction factor
Vt	10000.000	Volume of final extract (uL)
Vo	1000.000	Volume of sample extracted (ml)
Vi	1.000	Volume injected (uL)

Compound	RT#1	RT#2	Resp#1	Resp#2	Conc#1 (ug/L)	Conc#2 (ug/L)	Target Range	Ratio
Tetrachloro-m-xylene	6.468	5.063	6738	6520	0.020	0.020		100.00 (a)
Aroclor-1232	8.132	7.138	8489	5396	1.0	1.0	80.00- 120.00	100.00
	9.448	8.487	5438	7039	1.0	1.0	44.06- 84.06	64.06
	10.900	10.093	8516	3330	1.0	1.0	80.32- 120.32	100.32
	Average of Peak Amounts =				1.0	1.0		
Decachlorobiphenyl	27.725	22.848	4944	5022	0.020	0.020		100.00 (a)

JK
5/13/02

QC Flag Legend

a - Target compound detected but, quantitated amount
 Below Limit Of Quantitation(BLOQ).

Data File: \\AVOCADRO\USERDATA\Organic\svoa\E2.i\020510F.BNE2D0395F.D

Date : 10-MAY-2002 15:26

Client ID: AR2154RL1

Sample Info: AR2154RL1,AR2154RL1,,ar2154.sub

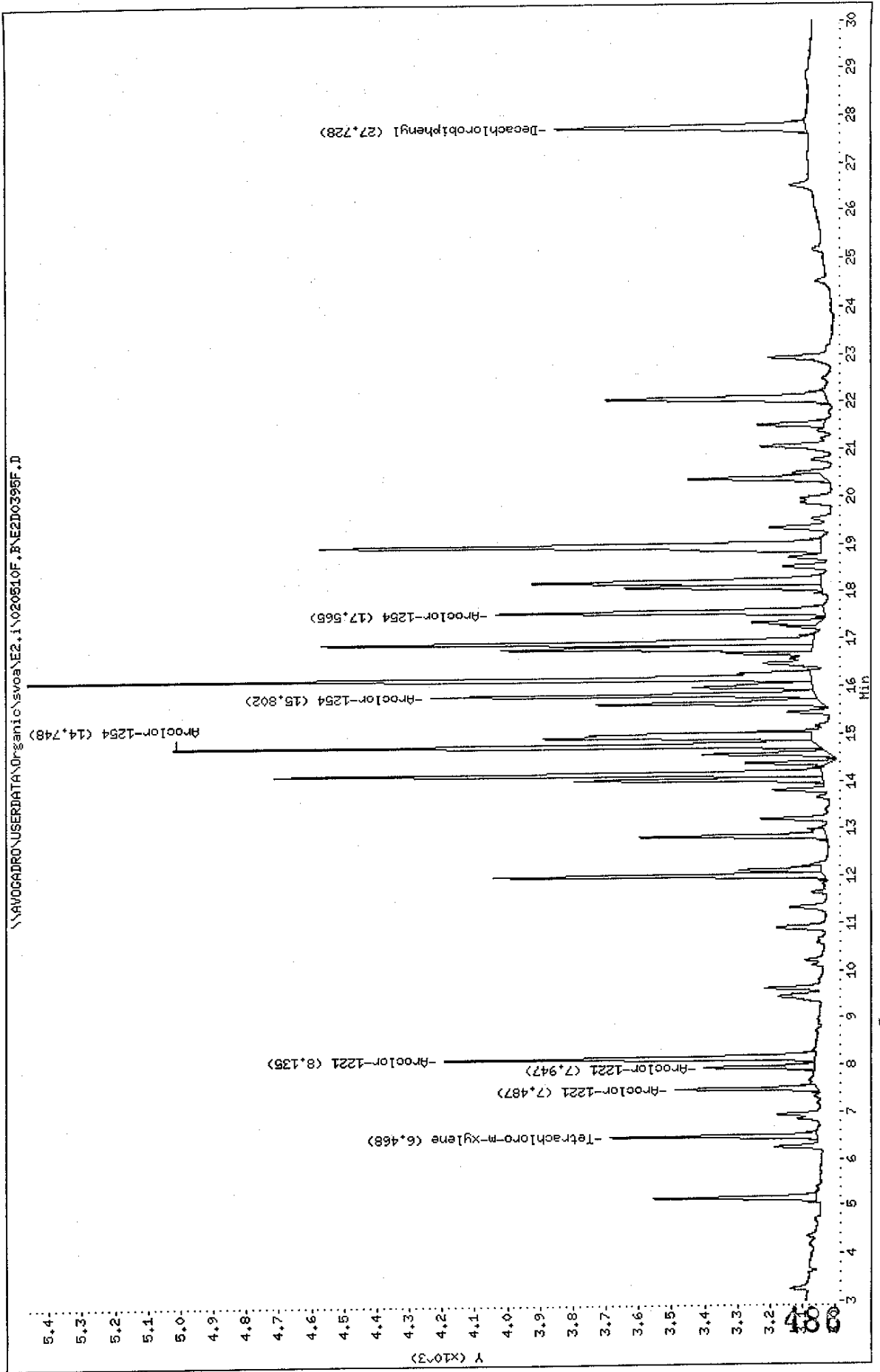
Volume Injected (uL): 1.0

Column phase: RtxCLPPest 2

Instrument: E2.i

Operator: GML

Column diameter: 0.53



Data File: \\AVOCADRO\USERDATA\Organic\svoa\E2.1\020510R.F\VE2D0395R.D

Date: 10-MAY-2002 15:26

Client ID: AR2154RL1

Sample Info: AR2154RL1.AR2154RL1,,ar2154.sub

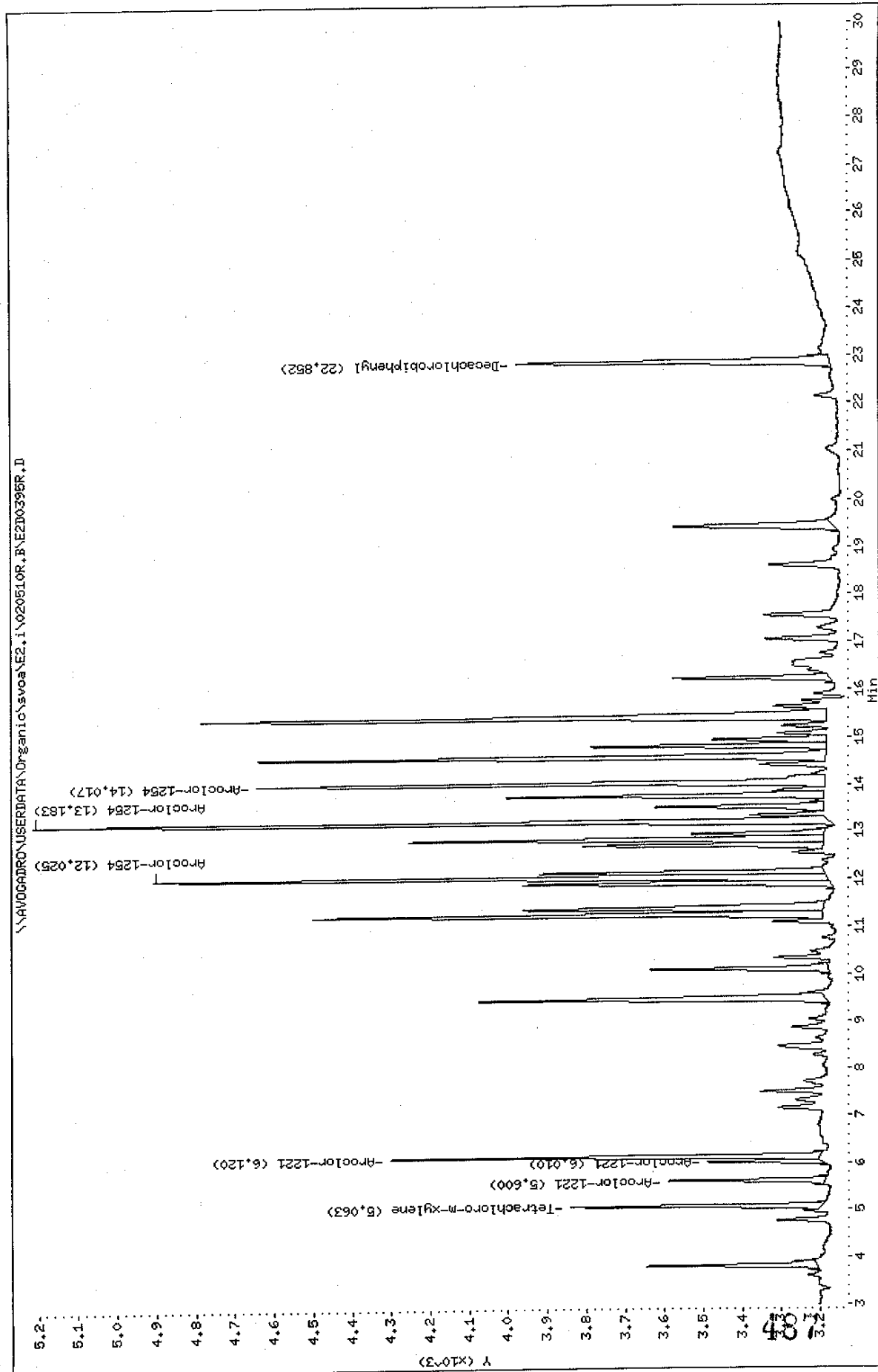
Volume Injected (uL): 1.0

Column phase: RtxCLPest

Instrument: E2.1

Operator: GML

Column diameter: 0.53



Data File: E2D0395F.D
 Report Date: 13-May-2002 10:35

Mitkem Corporation

Sample #1 : \\AVOGADRO\USERDATA\Organic\svoa\E2.i\020510F.B\E2D0395F.D
 Sample #2 : \\AVOGADRO\USERDATA\Organic\svoa\E2.i\020510R.B\E2D0395R.D
 Inj Date : 10-MAY-2002 15:26
 Sample Info: AR2154RL1,AR2154RL1,,ar2154.sub
 Misc Info : 1,1,,1
 Cal Date : 13-MAY-2002 07:39
 Operator : GML
 Inst ID : E2.i
 Dil Factor : 1.000000

Method #1 : \\AVOGADRO\USERDATA\Organic\svoa\E2.i\020510F.B\E2_PCB_F.m
 Method #2 : \\AVOGADRO\USERDATA\Organic\svoa\E2.i\020510R.B\E2_PCB_R.m
 Sub List #1 : ar2154.sub
 Sub List #2 : ar2154.sub
 Col #1 Phase : RtxCLPPest 2
 Col #2 Phase : RtxCLPPest

Concentration Formula: Amt * DF * Uf * Vt / (Vo * Vi)

Name	Value	Description
DF	1.000	Dilution Factor
Uf	1.000	Correction factor
Vt	10000.000	Volume of final extract (uL)
Vo	1000.000	Volume of sample extracted (ml)
Vi	1.000	Volume injected (uL)

Compound	RT#1	RT#2	Resp#1	Resp#2	Conc#1 (ug/L)	Conc#2 (ug/L)	Target Range	Ratio
Tetrachloro-m-xylene	6.468	5.063	630	642	0.0019	0.0020		100.00(a)
Aroclor-1221	7.487	5.600	437	403	0.10	0.10	80.00- 120.00	100.00(a)
	7.947	6.010	342	294	0.10	0.10	49.71- 89.71	78.26(a)
	8.135	6.120	1132	1100	0.10	0.10	189.26- 229.26	259.04(a)
	Average of Peak Amounts =				0.10	0.10		
Aroclor-1254	14.748	12.025	1969	1724	0.10	0.10	80.00- 120.00	100.00(a)
	15.802	13.183	1175	2039	0.10	0.10	58.68- 98.68	59.67(a)
	17.565	14.017	1001	1455	0.10	0.10	36.48- 76.48	50.84(a)
	Average of Peak Amounts =				0.10	0.10		
Decachlorobiphenyl	27.728	22.852	768	802	0.0024	0.0024		100.00(a)

JX
5/15/02

Data File: E2D0395F.D
Report Date: 13-May-2002 10:35

QC Flag Legend

a - Target compound detected but, quantitated amount
Below Limit Of Quantitation(BLOQ).

Data File: \\AVOCADRO\USERDATA\Organic\svoa\E2.i\020510F.BNEZD0396F.D

Date: 10-MAY-2002 15:59

Client ID: AR2154RL2

Sample Info: AR2154RL2,AR2154RL2,,ar2154.sub

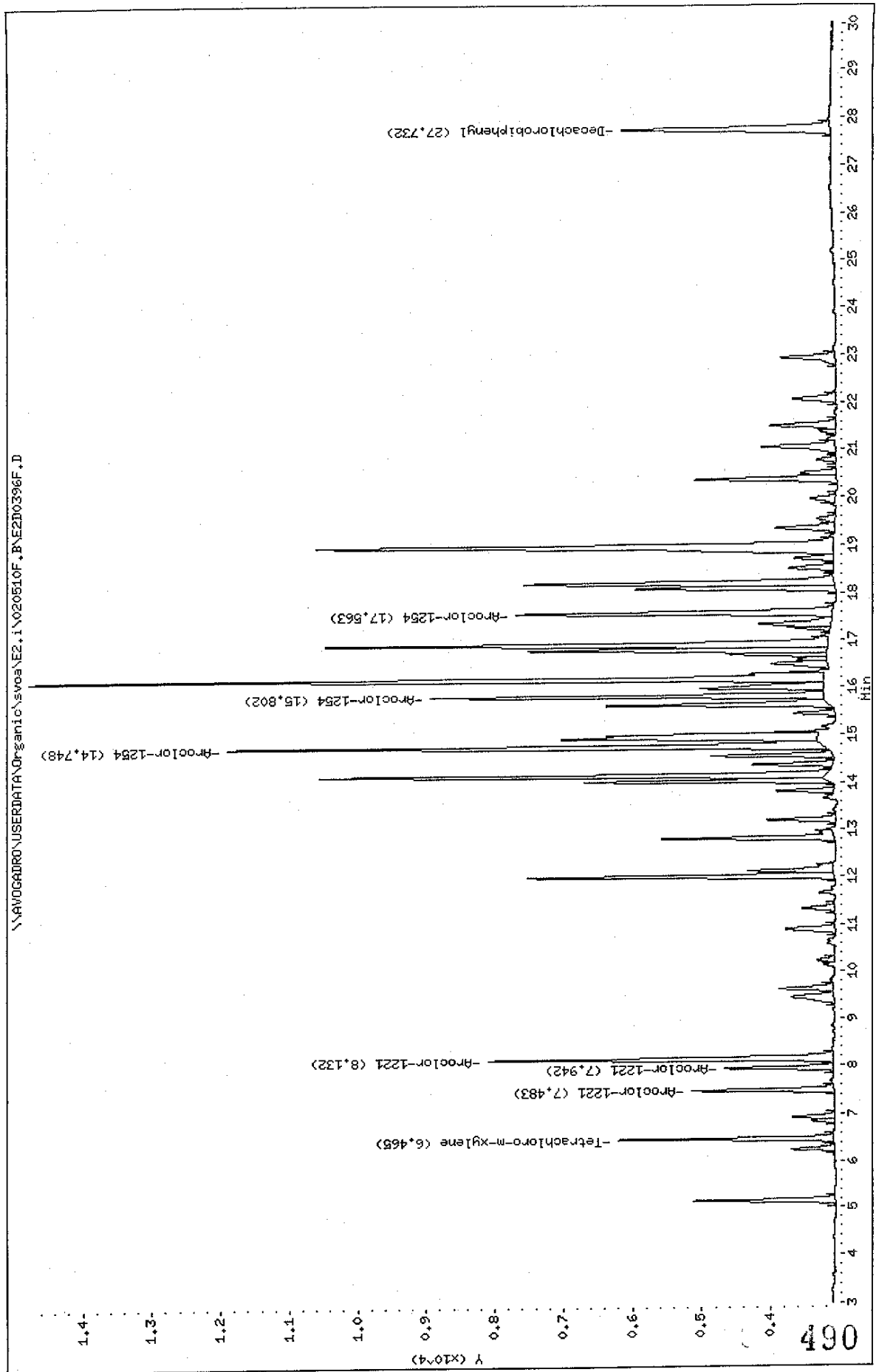
Volume Injected (ul): 1.0

Column phase: RtxCLPPest 2

Instrument: E2.i

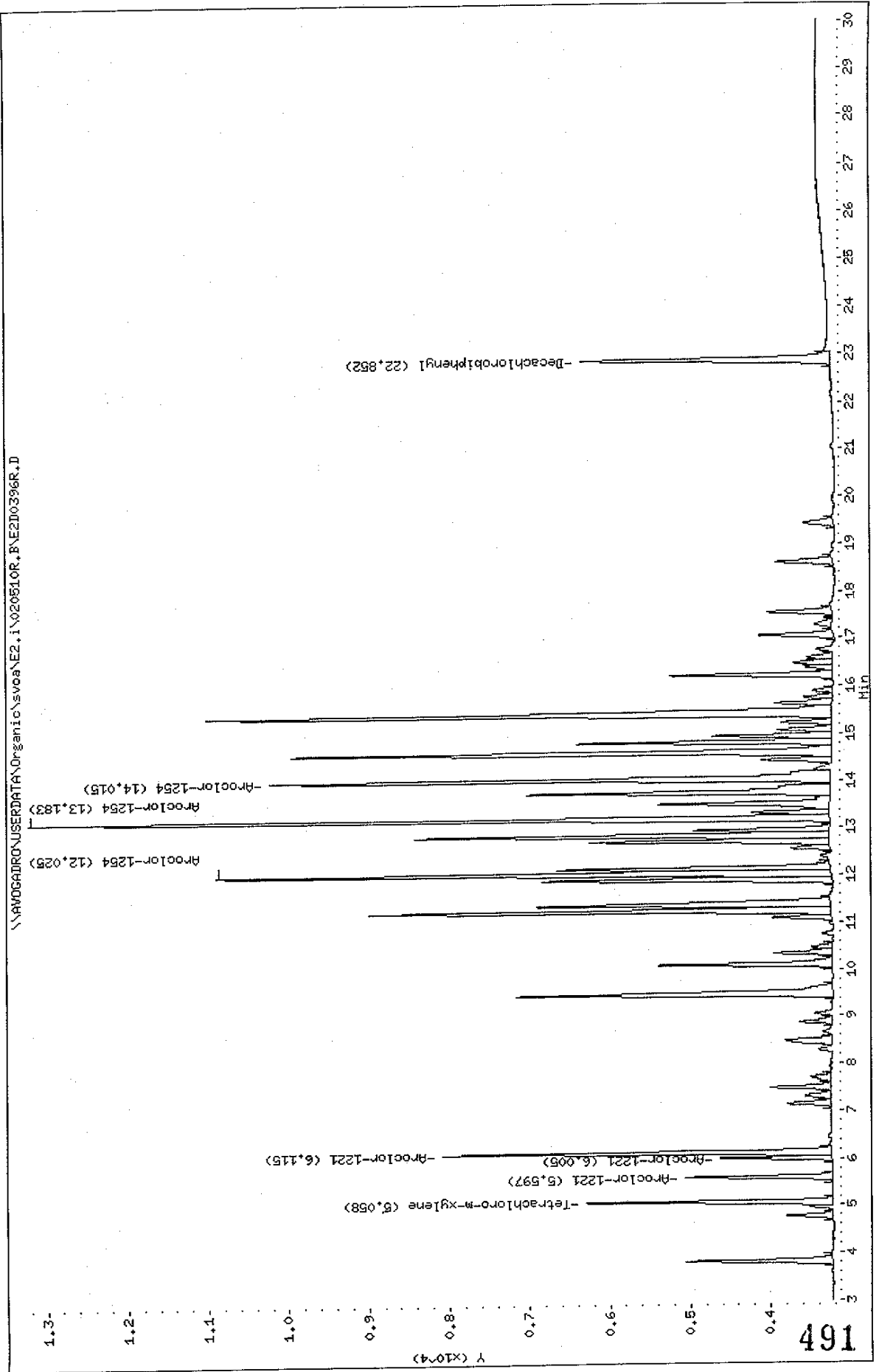
Operator: GHL

Column diameter: 0.53



Data File: \\AVOCADRO\USERDATA\Organic\svoc\NE2.i\020510R.B\VE2D0396R.D
Date: 10-MAY-2002 15:59
Client ID: AR2154RL2
Sample Info: AR2154RL2.AR2154RL2,,ar2154.sub
Volume Injected (uL): 1.0
Column phase: RtxCLPpest

Instrument: E2.i
Operator: GHL
Column diameter: 0.53



Data File: E2D0396F.D
 Report Date: 13-May-2002 10:35

Mitkem Corporation

Sample #1 : \\AVOGADRO\USERDATA\Organic\svoa\E2.i\020510F.B\E2D0396F.D
 Sample #2 : \\AVOGADRO\USERDATA\Organic\svoa\E2.i\020510R.B\E2D0396R.D
 Inj Date : 10-MAY-2002 15:59
 Sample Info: AR2154RL2,AR2154RL2,,ar2154.sub
 Misc Info : 1,2,,1
 Cal Date : 13-MAY-2002 07:39
 Operator : GML
 Inst ID : E2.i
 Dil Factor : 1.000000

Method #1 : \\AVOGADRO\USERDATA\Organic\svoa\E2.i\020510F.B\E2_PCB_F.m
 Method #2 : \\AVOGADRO\USERDATA\Organic\svoa\E2.i\020510R.B\E2_PCB_R.m
 Sub List #1 : ar2154.sub
 Sub List #2 : ar2154.sub
 Col #1 Phase : RtxCLPPest 2
 Col #2 Phase : RtxCLPPest

Concentration Formula: Amt * DF * Uf * Vt / (Vo * Vi)

Name	Value	Description
DF	1.000	Dilution Factor
Uf	1.000	Correction factor
Vt	10000.000	Volume of final extract (uL)
Vo	1000.000	Volume of sample extracted (ml)
Vi	1.000	Volume injected (uL)

Compound	RT#1	RT#2	Resp#1	Resp#2	Conc#1 (ug/L)	Conc#2 (ug/L)	Target Range	Ratio
Tetrachloro-m-xylene	6.465	5.058	3117	3066	0.0097	0.0096		100.00 (a)
Aroclor-1221	7.483	5.597	2059	1844	0.48	0.48	80.00- 120.00	100.00 (a)
	7.942	6.005	1569	1391	0.48	0.49	49.71- 89.71	76.20 (a)
	8.132	6.115	5002	4830	0.47	0.47	189.26- 229.26	242.93 (a)
	Average of Peak Amounts =				0.48	0.48		
Aroclor-1254	14.748	12.025	8678	7663	0.47	0.47	80.00- 120.00	100.00 (a)
	15.802	13.183	5721	9977	0.49	0.49	58.68- 98.68	65.93 (a)
	17.563	14.015	4609	6987	0.48	0.49	36.48- 76.48	53.11 (a)
	Average of Peak Amounts =				0.48	0.48		
Decachlorobiphenyl	27.732	22.852	3026	3110	0.0097	0.0097		100.00 (a)

SR
5/13/02

Data File: E2D0396F.D
Report Date: 13-May-2002 10:35

QC Flag Legend

a - Target compound detected but, quantitated amount
Below Limit Of Quantitation(BLOQ).

Data File: \\AVOGADRO\USERDATA\Organic\svoa\E2.i\020510F.BAE2D0397F.D

Date: 10-MAY-2002 16:32

Client ID: AR2154RL3

Sample Info: AR2154RL3,AR2154RL3,,ar2154.sub

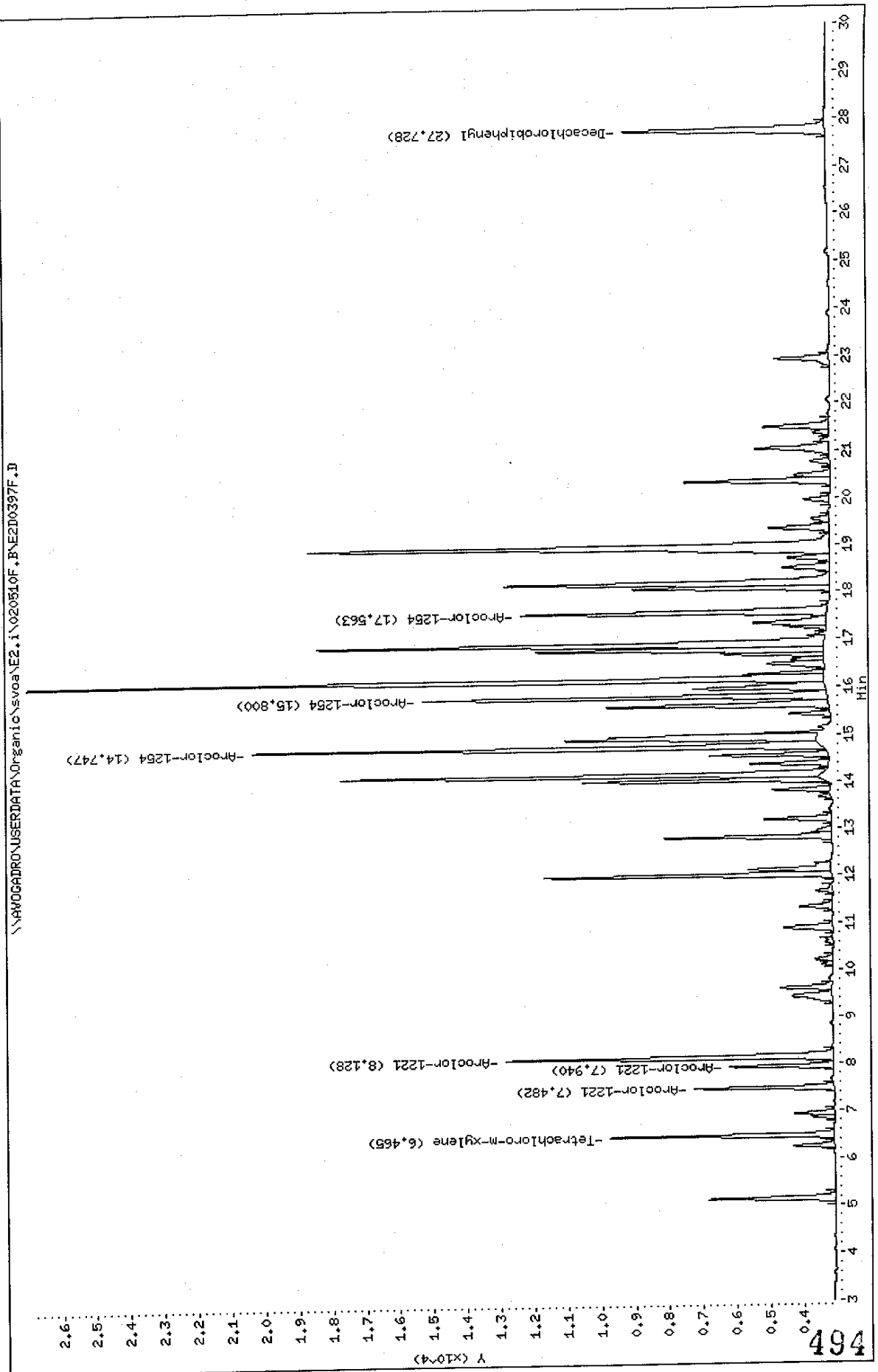
Volume Injected (ul): 1.0

Column Phase: RtxCLPest 2

Instrument: E2.i

Operator: GHL

Column diameter: 0.53



Data File: \\AVOCADRON\USERDATA\Organic\svoa\E2.1\020510R.B\VE2D0397R.D

Date: 10-MAY-2002 16:32

Client ID: AR2154RL3

Sample Info: AR2154RL3,AR2154RL3,,ar2154.sub

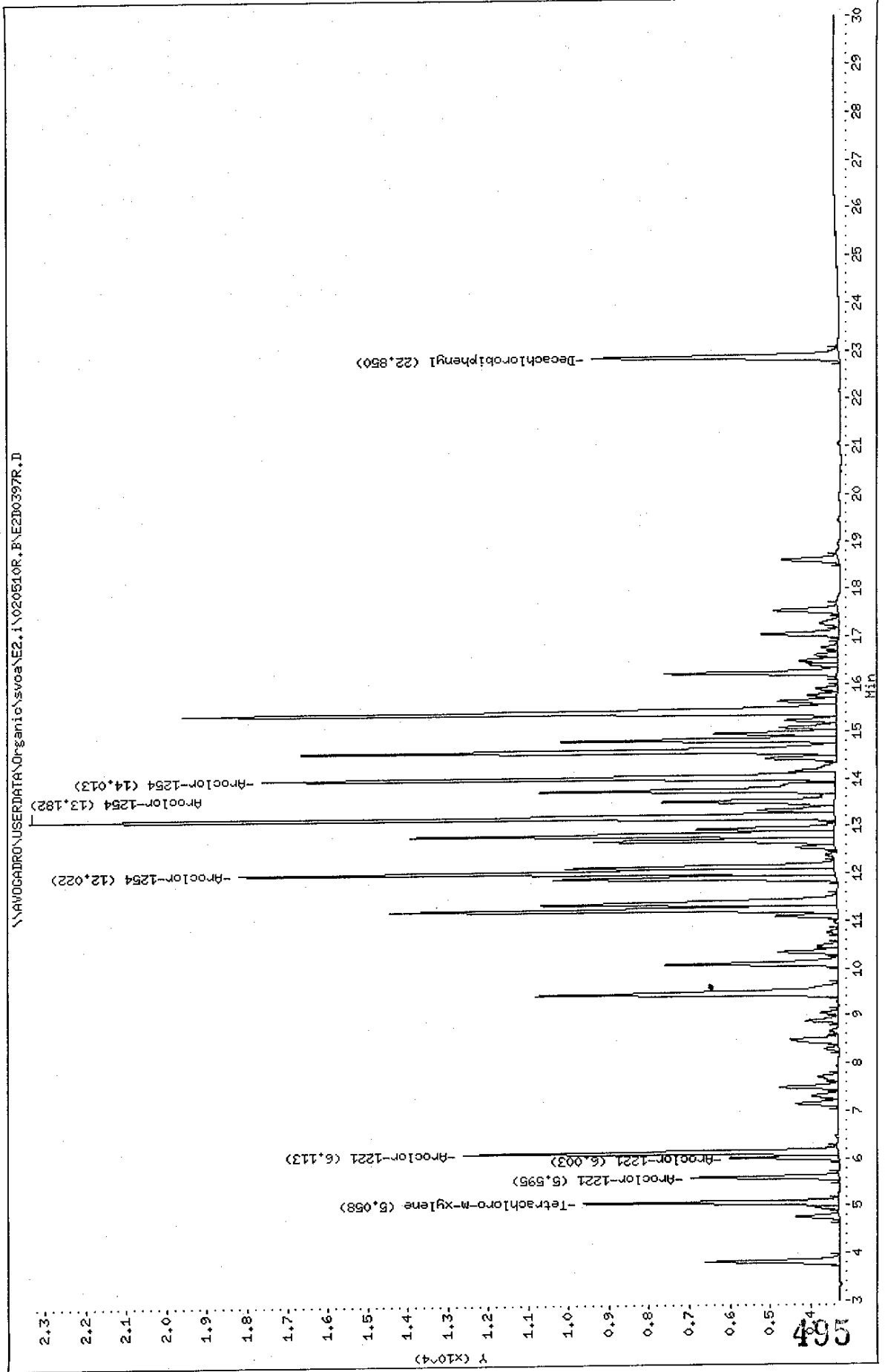
Volume Injected (uL): 1.0

Column phase: RtxCLPPest

Instrument: E2.1

Operator: GHL

Column diameter: 0.53



Data File: E2D0397F.D
 Report Date: 13-May-2002 10:35

Mitkem Corporation

Sample #1 : \\AVOGADRO\USERDATA\Organic\svoa\E2.i\020510F.B\E2D0397F.D
 Sample #2 : \\AVOGADRO\USERDATA\Organic\svoa\E2.i\020510R.B\E2D0397R.D
 Inj Date : 10-MAY-2002 16:32
 Sample Info: AR2154RL3,AR2154RL3,,ar2154.sub
 Misc Info : 1,3,,1
 Cal Date : 13-MAY-2002 07:39
 Operator : GML
 Inst ID : E2.i
 Dil Factor : 1.000000

Method #1 : \\AVOGADRO\USERDATA\Organic\svoa\E2.i\020510F.B\E2_PCB_F.m
 Method #2 : \\AVOGADRO\USERDATA\Organic\svoa\E2.i\020510R.B\E2_PCB_R.m
 Sub List #1 : ar2154.sub
 Sub List #2 : ar2154.sub
 Col #1 Phase : RtxCLPPest 2
 Col #2 Phase : RtxCLPPest

Concentration Formula: Amt * DF * Uf * Vt / (Vo * Vi)

Name	Value	Description
DF	1.000	Dilution Factor
Uf	1.000	Correction factor
Vt	10000.000	Volume of final extract (uL)
Vo	1000.000	Volume of sample extracted (ml)
Vi	1.000	Volume injected (uL)

Compound	RT#1	RT#2	Resp#1	Resp#2	Conc#1 (ug/L)	Conc#2 (ug/L)	Target Range	Ratio
Tetrachloro-m-xylene	6.465	5.058	6654	6332	0.021	0.020		100.00 (a)
Aroclor-1221	7.482	5.595	4156	3664	0.99	0.96	80.00- 120.00	100.00 (a)
	7.940	6.003	3078	2727	0.96	0.97	49.71- 89.71	74.06 (a)
	8.128	6.113	9711	9312	0.94	0.93	189.26- 229.26	233.66 (a)
	Average of Peak Amounts =				0.96	0.95		
Aroclor-1254	14.747	12.022	16921	14795	0.94	0.94	80.00- 120.00	100.00 (a)
	15.800	13.182	12031	19990	1.0	0.99	58.68- 98.68	71.10 (a)
	17.563	14.013	9135	14252	0.97	1.00	36.48- 76.48	53.99 (a)
	Average of Peak Amounts =				0.97	0.98		
Decachlorobiphenyl	27.728	22.850	6012	6126	0.018	0.018		100.00 (a)

JM
5/13/02

Data File: E2D0397F.D
Report Date: 13-May-2002 10:35

QC Flag Legend

a - Target compound detected but, quantitated amount
Below Limit Of Quantitation(BLOQ).

Data File: \\AVOGADRON\USERDATA\Organic\svoa\E2.i\020510F.BAE2D0398F.D

Date: 10-MAY-2002 17:05

Client ID: AR2154RL4

Sample Info: AR2154RL4,AR2154RL4,,ar2154.sub

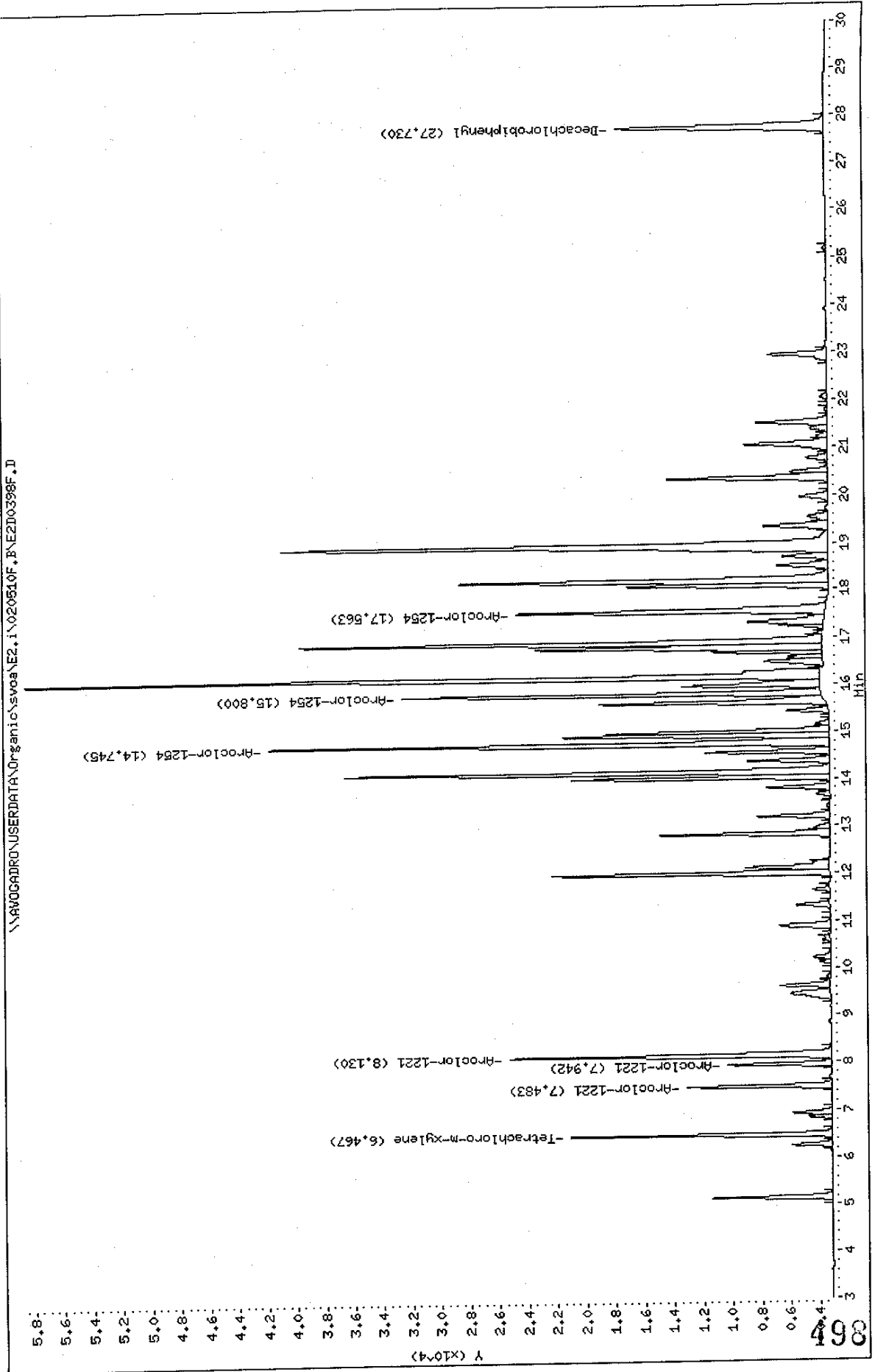
Volume Injected (uL): 1.0

Column phase: RtxCLPrest 2

Instrument: E2.i

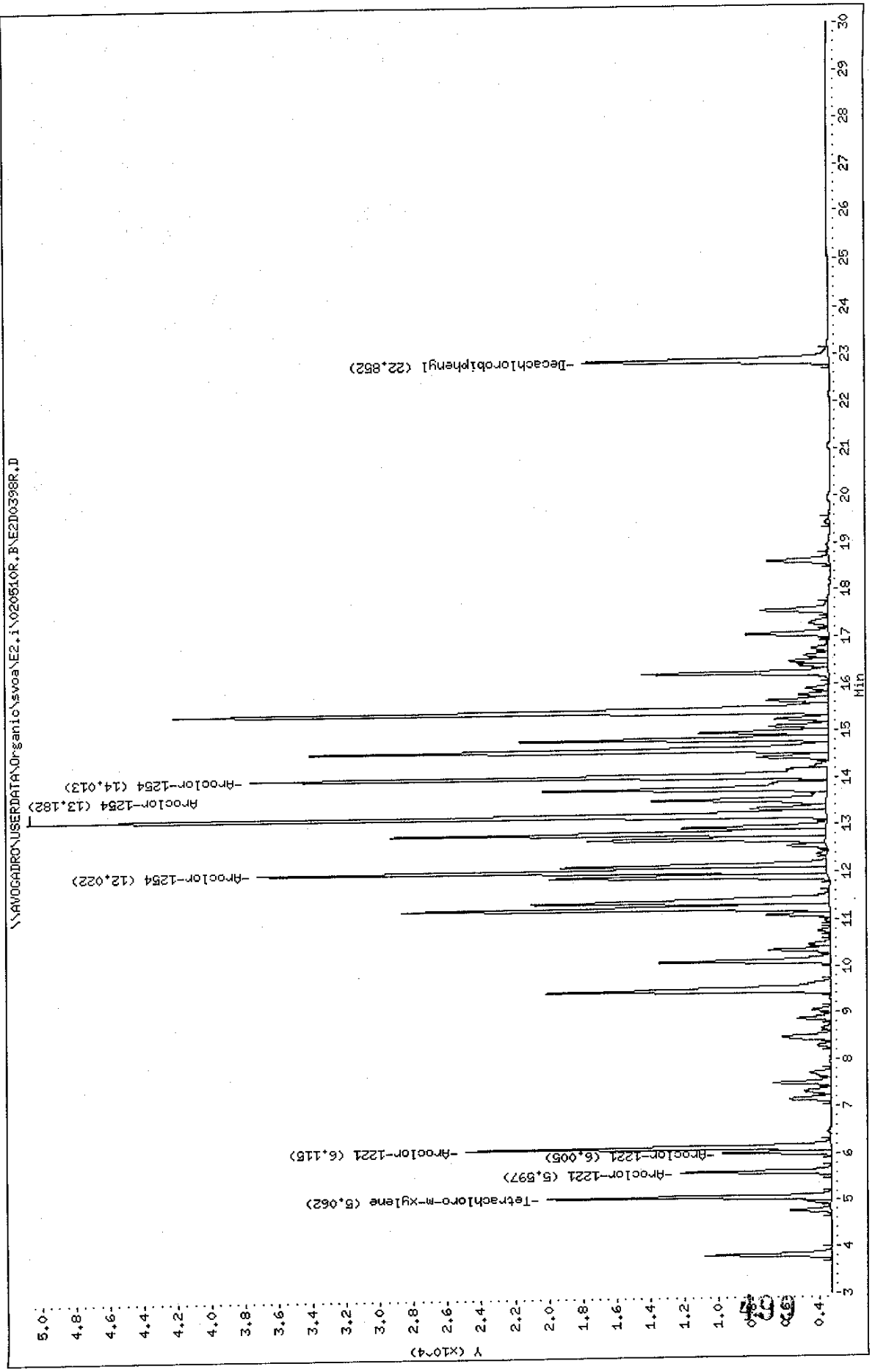
Operator: GHL

Column diameter: 0.53



Data File: \\AVOGADRO\USERDATA\Organic\svoa\E2.i\020510R.B\E2D0398R.D
 Date: 10-MAY-2002 17:05
 Client ID: AR2154RL4
 Sample Info: AR2154RL4,AR2154RL4,,ar2154.sub
 Volume Injected (ul): 1.0
 Column phase: RtxCLPPest

Instrument: E2.i
 Operator: GML
 Column diameter: 0.53



Data File: E2D0398F.D
 Report Date: 13-May-2002 10:35

Mitkem Corporation

Sample #1 : \\AVOGADRO\USERDATA\Organic\svoa\E2.i\020510F.B\E2D0398F.D
 Sample #2 : \\AVOGADRO\USERDATA\Organic\svoa\E2.i\020510R.B\E2D0398R.D
 Inj Date : 10-MAY-2002 17:05
 Sample Info: AR2154RL4,AR2154RL4,,ar2154.sub
 Misc Info : 1,4,,1
 Cal Date : 13-MAY-2002 07:39
 Operator : GML
 Inst ID : E2.i
 Dil Factor : 1.000000

Method #1 : \\AVOGADRO\USERDATA\Organic\svoa\E2.i\020510F.B\E2_PCB_F.m
 Method #2 : \\AVOGADRO\USERDATA\Organic\svoa\E2.i\020510R.B\E2_PCB_R.m
 Sub List #1 : ar2154.sub
 Sub List #2 : ar2154.sub
 Col #1 Phase : RtxCLPPest 2
 Col #2 Phase : RtxCLPPest

Concentration Formula: Amt * DF * Uf * Vt / (Vo * Vi)

Name	Value	Description
DF	1.000	Dilution Factor
Uf	1.000	Correction factor
Vt	10000.000	Volume of final extract (uL)
Vo	1000.000	Volume of sample extracted (ml)
Vi	1.000	Volume injected (uL)

Compound	RT#1	RT#2	Resp#1	Resp#2	Conc#1 (ug/L)	Conc#2 (ug/L)	Target Range	Ratio
Tetrachloro-m-xylene	6.467	5.062	17987	16836	0.054	0.052		100.00 (a)
Aroclor-1221	7.483	5.597	10007	8973	2.4	2.4	80.00- 120.00	100.00
	7.942	6.005	7177	6439	2.3	2.3	49.71- 89.71	71.72
	8.130	6.115	22119	21589	2.2	2.2	189.26- 229.26	221.04
	Average of Peak Amounts =				2.3	2.3		
Aroclor-1254	14.745	12.022	38663	33660	2.2	2.2	80.00- 120.00	100.00
	15.800	13.182	28855	47310	2.5	2.4	58.68- 98.68	74.63
	17.563	14.013	21302	34221	2.3	2.4	36.48- 76.48	55.10
	Average of Peak Amounts =				2.3	2.3		
Decachlorobiphenyl	27.730	22.852	14334	14577	0.045	0.044		100.00 (a)

mt 5/13/02

Data File: E2D0398F.D
Report Date: 13-May-2002 10:35

QC Flag Legend

a - Target compound detected but, quantitated amount
Below Limit Of Quantitation(BLOQ).

Data File: \\AVOCADRO\USERDATA\Organic\svoa\E2.1\020510F.B\E2D0399F.D

Date : 10-MAY-2002 17:38

Client ID: AR2154RL5

Sample Info: AR2154RL5,AR2154RL5,ar2154,sub

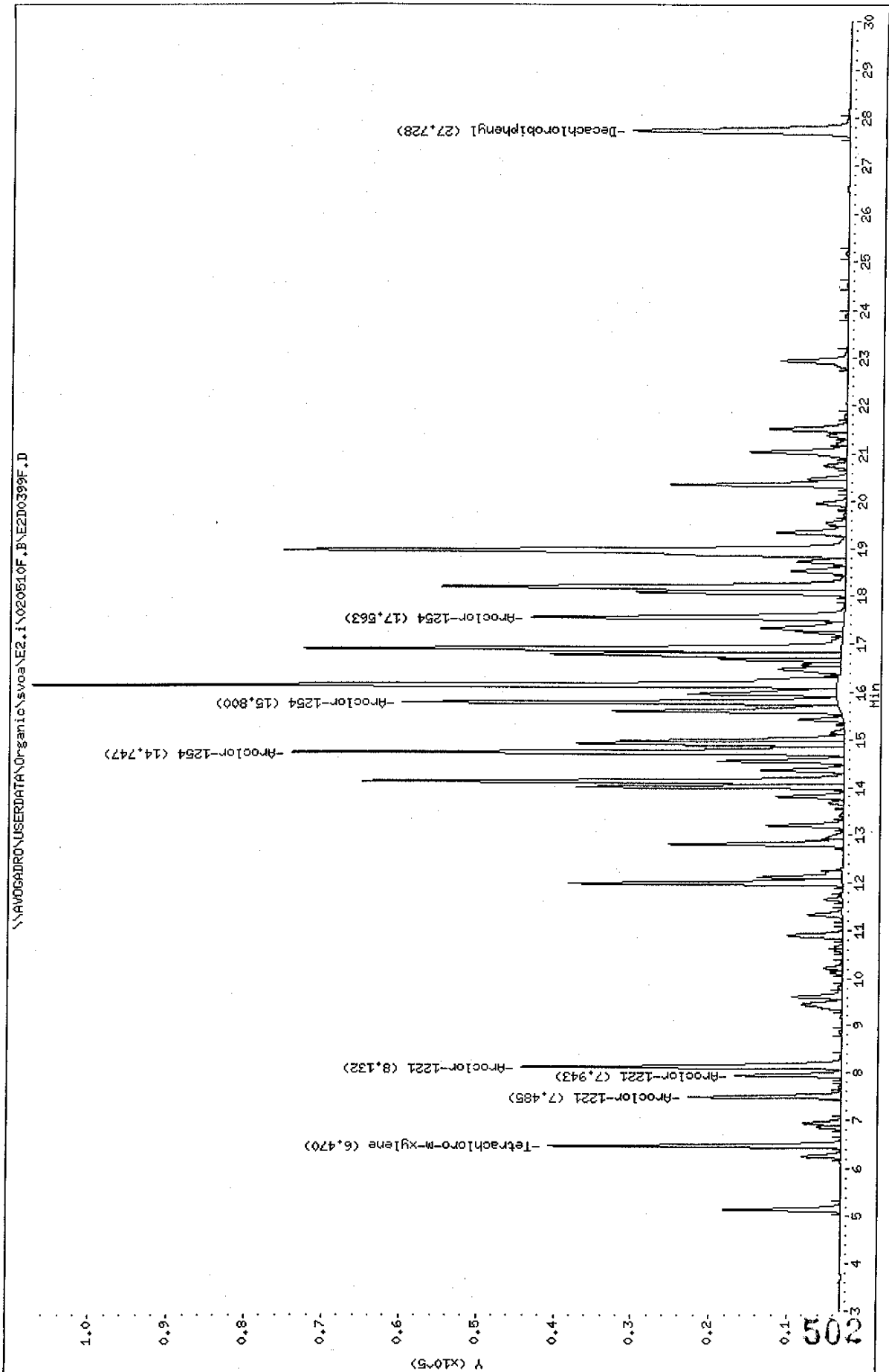
Volume Injected (ul): 1.0

Column phase: RtxCLPPest 2

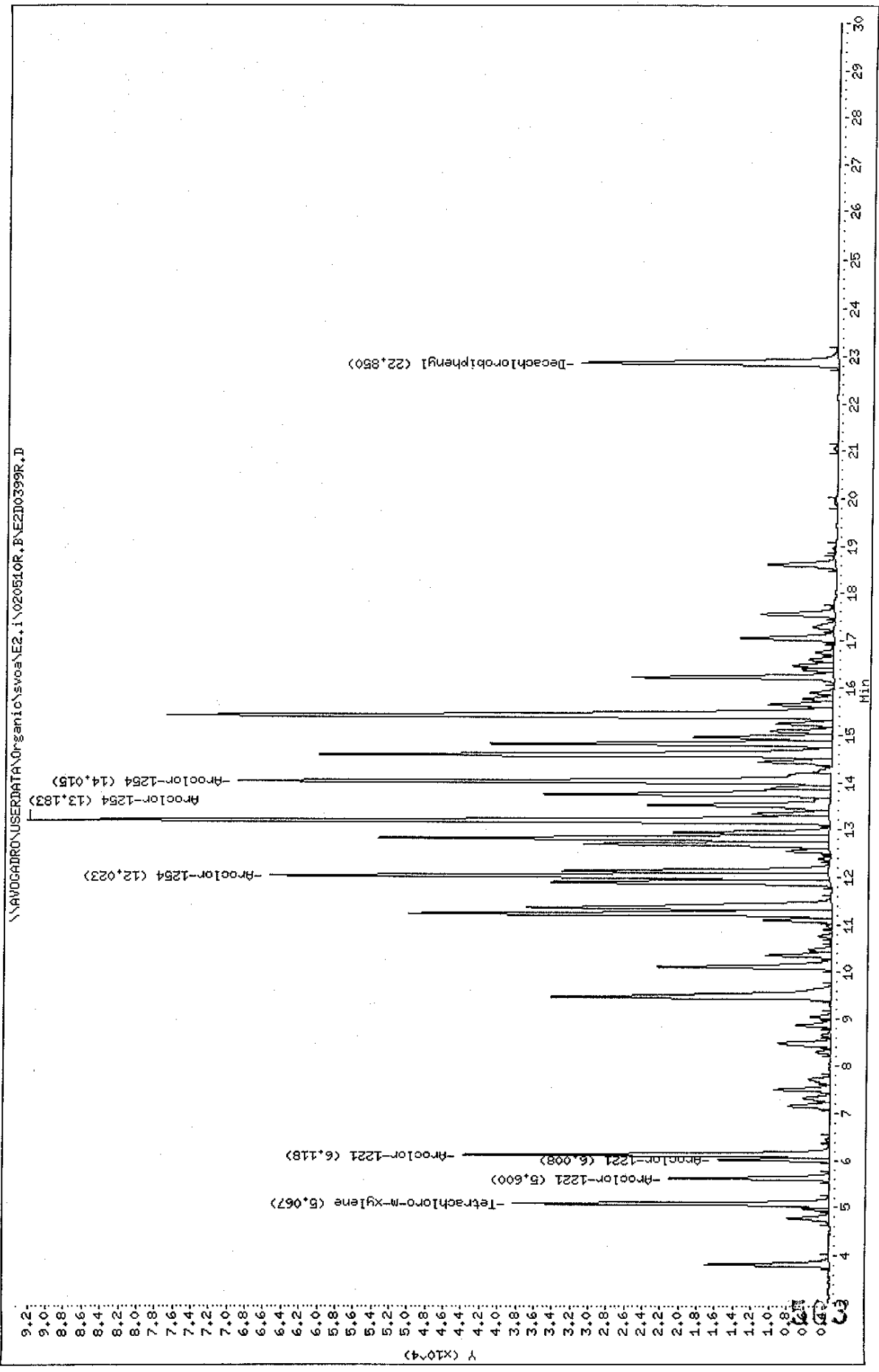
Instrument: E2.1

Operator: GML

Column diameter: 0.53



Data File: \\AVDGDARD\USERDATA\Organic\svoa\E2.i\020510R.B\E2D0399R.D
 Date: 10-MAY-2002 17:38
 Client ID: AR2154RL5
 Sample Info: AR2154RL5,AR2154RL5,,ar2154.sub
 Volume Injected (uL): 1.0
 Column phase: RtxCLPPest
 Instrument: E2.i
 Operator: GML
 Column diameter: 0.53



Data File: E2D0399F.D
 Report Date: 13-May-2002 10:35

Mitkem Corporation

Sample #1 : \\AVOGADRO\USERDATA\Organic\svoa\E2.i\020510F.B\E2D0399F.D
 Sample #2 : \\AVOGADRO\USERDATA\Organic\svoa\E2.i\020510R.B\E2D0399R.D
 Inj Date : 10-MAY-2002 17:38
 Sample Info: AR2154RL5,AR2154RL5,,ar2154.sub
 Misc Info : 1,5,,1
 Cal Date : 13-MAY-2002 07:39
 Operator : GML
 Inst ID : E2.i
 Dil Factor : 1.000000

Method #1 : \\AVOGADRO\USERDATA\Organic\svoa\E2.i\020510F.B\E2_PCB_F.m
 Method #2 : \\AVOGADRO\USERDATA\Organic\svoa\E2.i\020510R.B\E2_PCB_R.m
 Sub List #1 : ar2154.sub
 Sub List #2 : ar2154.sub
 Col #1 Phase : RtxCLPPest 2
 Col #2 Phase : RtxCLPPest

Concentration Formula: Amt * DF * Uf * Vt / (Vo * Vi)

Name	Value	Description
DF	1.000	Dilution Factor
Uf	1.000	Correction factor
Vt	10000.000	Volume of final extract (uL)
Vo	1000.000	Volume of sample extracted (ml)
Vi	1.000	Volume injected (uL)

Compound	RT#1	RT#2	Resp#1	Resp#2	Conc#1 (ug/L)	Conc#2 (ug/L)	Target Range	Ratio
Tetrachloro-m-xylene	6.470	5.067	37703	35065	0.11	0.11		100.00 (a)
Aroclor-1221	7.485	5.600	19642	17781	4.8	4.8	80.00- 120.00	100.00
	7.943	6.008	13692	12376	4.5	4.6	49.71- 89.71	69.71
	8.132	6.118	41102	40625	4.3	4.3	189.26- 229.26	209.26
	Average of Peak Amounts =				4.5	4.6		
Aroclor-1254	14.747	12.023	71223	61970	4.2	4.2	80.00- 120.00	100.00
	15.800	13.183	56037	88733	4.8	4.6	58.68- 98.68	78.68
	17.563	14.015	40228	65623	4.5	4.7	36.48- 76.48	56.48
	Average of Peak Amounts =				4.5	4.5		
Decachlorobiphenyl	27.728	22.850	27922	28315	0.090	0.089		100.00 (a)

JT
5/13/02

Data File: E2D0399F.D
Report Date: 13-May-2002 10:35

QC Flag Legend

a - Target compound detected but, quantitated amount
Below Limit Of Quantitation(BLOQ).

Data File: \\AVOGADRON\USERDATA\Organic\svoa\E2.i\020510F.B\E2D0400F.D

Date : 10-MAY-2002 18:11

Client ID: AR1242RL1

Sample Info: AR1242RL1,AR1242RL1,,ar1242.sub

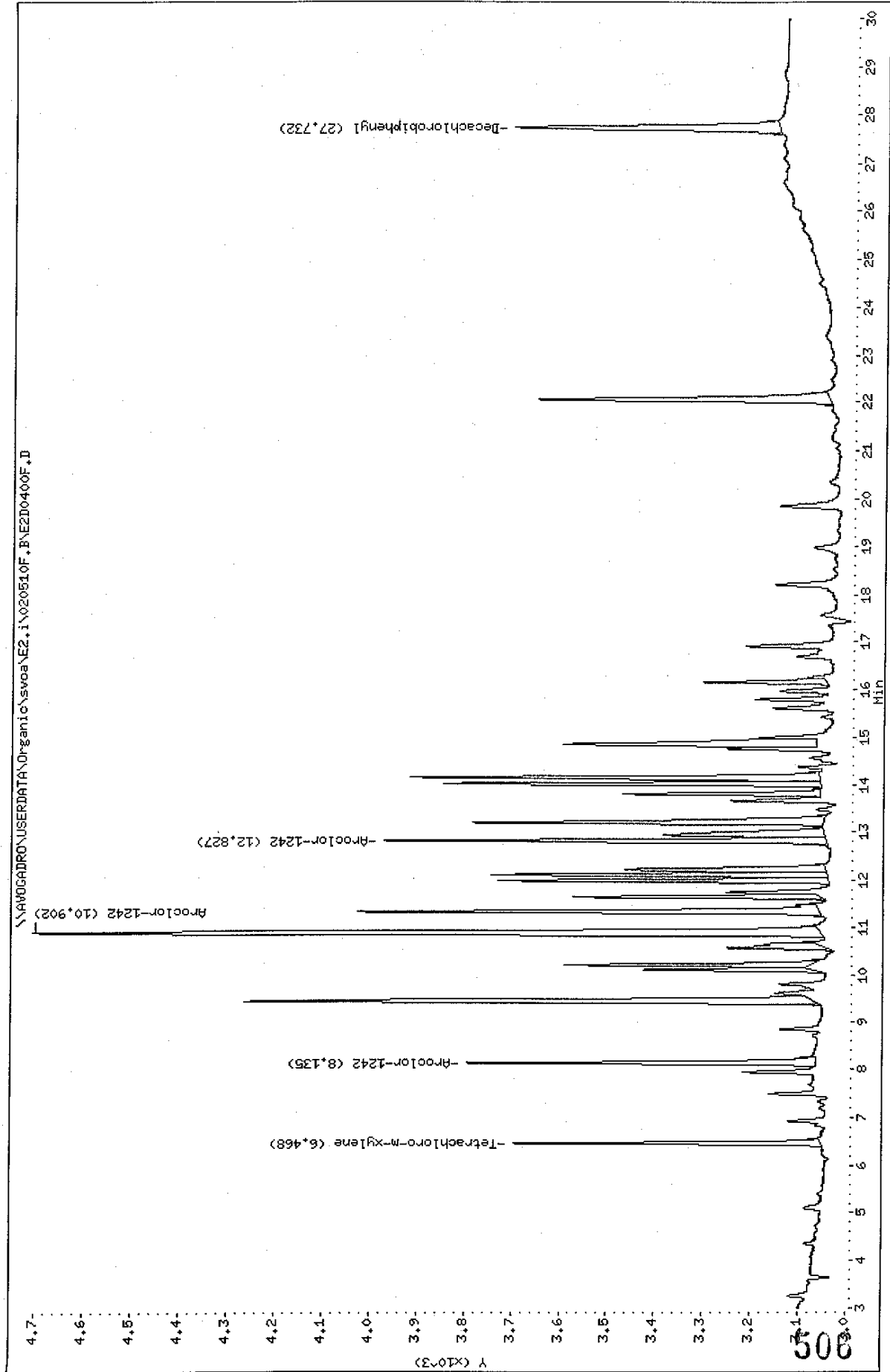
Volume Injected (uL): 1.0

Column phase: RtxCLPPest 2

Instrument: E2.1

Operator: GHL

Column diameter: 0.53

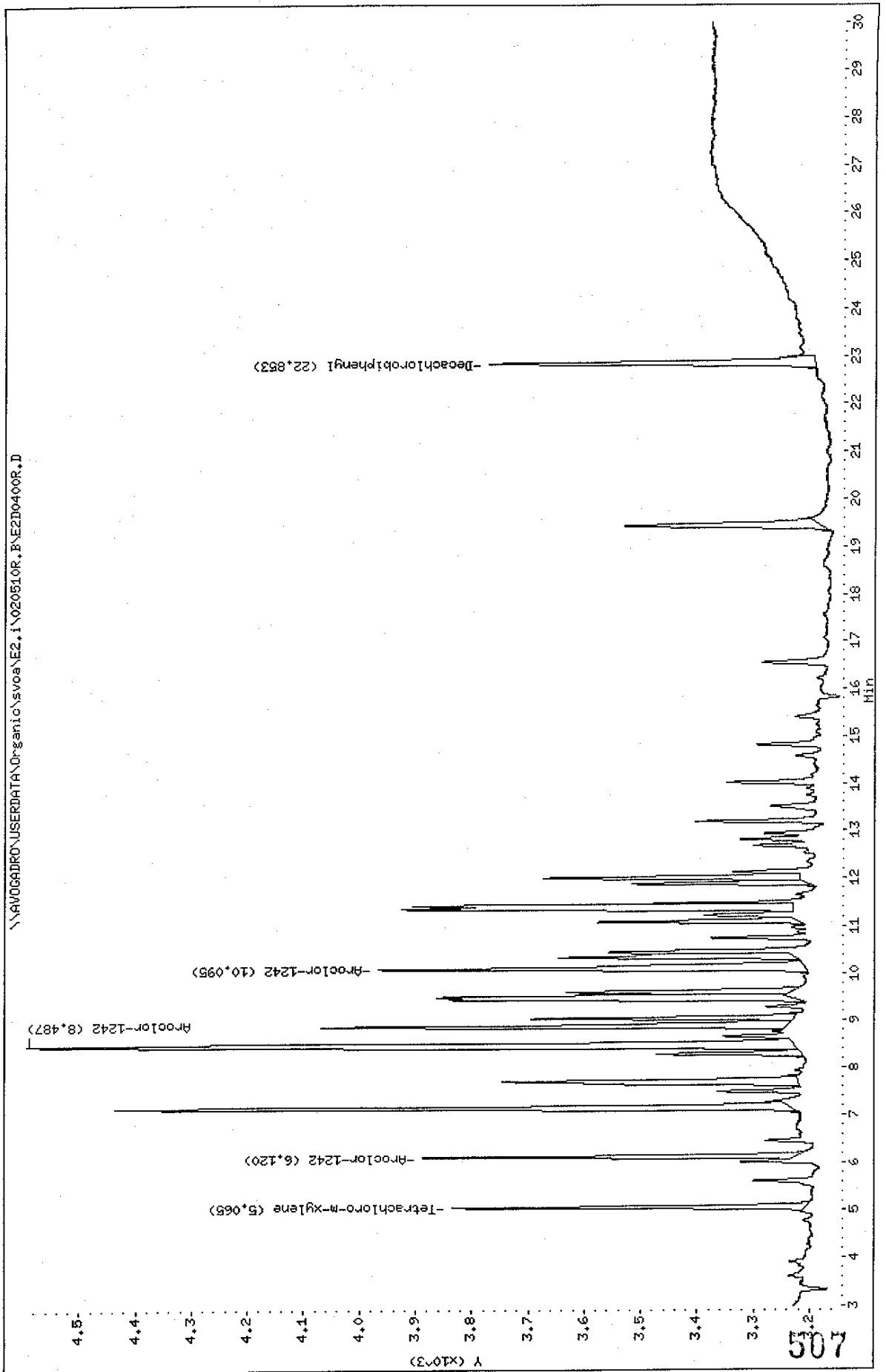


Data File: \\AV06ADR0\USERDATA\Organic\svoa\E2.i\020510R.B\VEZB0400R.D
Date : 10-MAY-2002 18:11
Client ID: AR1242RL1
Sample Info: AR1242RL1.AR1242RL1,,ar1242.sub
Volume Injected (uL): 1.0
Column phase: RtxCLPest

Instrument: E2.i

Operator: GML

Column diameter: 0.53



Data File: E2D0400F.D
 Report Date: 13-May-2002 10:36

Mitkem Corporation

Sample #1 : \\AVOGADRO\USERDATA\Organic\svoa\E2.i\020510F.B\E2D0400F.D
 Sample #2 : \\AVOGADRO\USERDATA\Organic\svoa\E2.i\020510R.B\E2D0400R.D
 Inj Date : 10-MAY-2002 18:11
 Sample Info: AR1242RL1,AR1242RL1,,ar1242.sub
 Misc Info : 1,1,,1
 Cal Date : 13-MAY-2002 07:39
 Operator : GML
 Inst ID : E2.i
 Dil Factor : 1.000000

Method #1 : \\AVOGADRO\USERDATA\Organic\svoa\E2.i\020510F.B\E2_PCB_F.m
 Method #2 : \\AVOGADRO\USERDATA\Organic\svoa\E2.i\020510R.B\E2_PCB_R.m
 Sub List #1 : ar1242.sub
 Sub List #2 : ar1242.sub
 Col #1 Phase : RtxCLPPest 2
 Col #2 Phase : RtxCLPPest

Concentration Formula: Amt * DF * Uf * Vt / (Vo * Vi)

Name	Value	Description
DF	1.000	Dilution Factor
Uf	1.000	Correction factor
Vt	10000.000	Volume of final extract (uL)
Vo	1000.000	Volume of sample extracted (ml)
Vi	1.000	Volume injected (uL)

Compound	RT#1	RT#2	Resp#1	Resp#2	Conc#1 (ug/L)	Conc#2 (ug/L)	Target Range	Ratio
Tetrachloro-m-xylene	6.468	5.065	641	626	0.0019	0.0019		100.00 (a)
Aroclor-1242	8.135	6.120	728	663	0.10	0.10	80.00- 120.00	100.00 (a)
	10.902	8.487	1649	1364	0.10	0.10	257.27- 297.27	226.51 (a)
	12.827	10.095	926	760	0.10	0.10	112.33- 152.33	127.20 (a)
	Average of Peak Amounts =				0.10	0.10		
Decachlorobiphenyl	27.732	22.853	556	581	0.0019	0.0020		100.00 (a)

375/51014

QC Flag Legend

a - Target compound detected but, quantitated amount
 Below Limit Of Quantitation(BLOQ).

Data File: \\AVOCADRO\USERDATA\Organic\svoa\E2.1\020510F.B\NE2D0401F.D

Date: 10-MAY-2002 18:44

Client ID: AR1242RL2

Sample Info: AR1242RL2.AR1242RL2.ar1242.sub

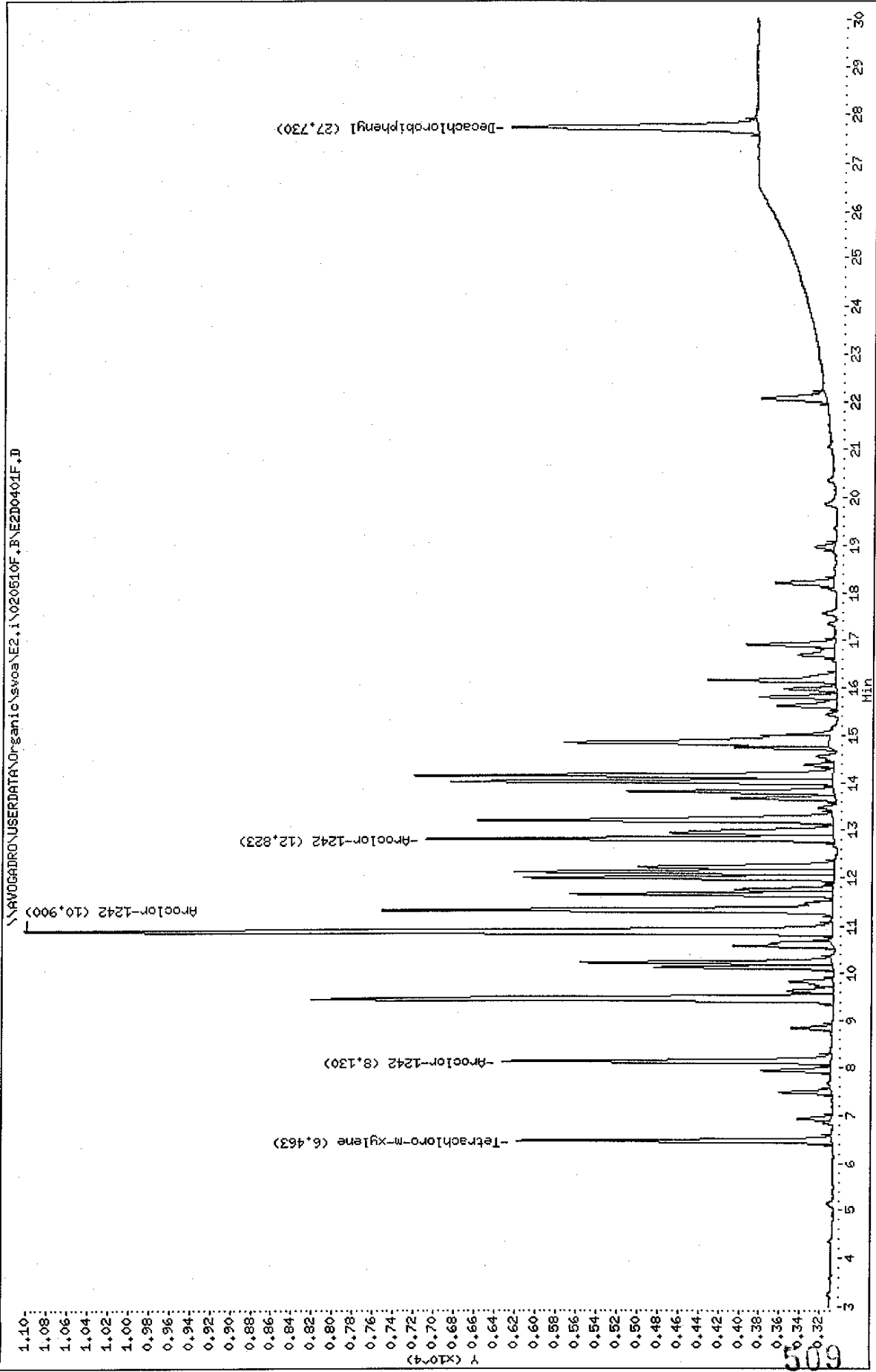
Volume Injected (uL): 1.0

Column phase: RtxCLPPest 2

Instrument: E2.1

Operator: GML

Column diameter: 0.53



Data File: \\AVOCADRO\USERDATA\Organic\svoa\E2.i\020510R.B\E2D0401R.D

Date : 10-MAY-2002 18:44

Client ID: AR1242RL2

Sample Info: AR1242RL2,AR1242RL2,,ar1242.sub

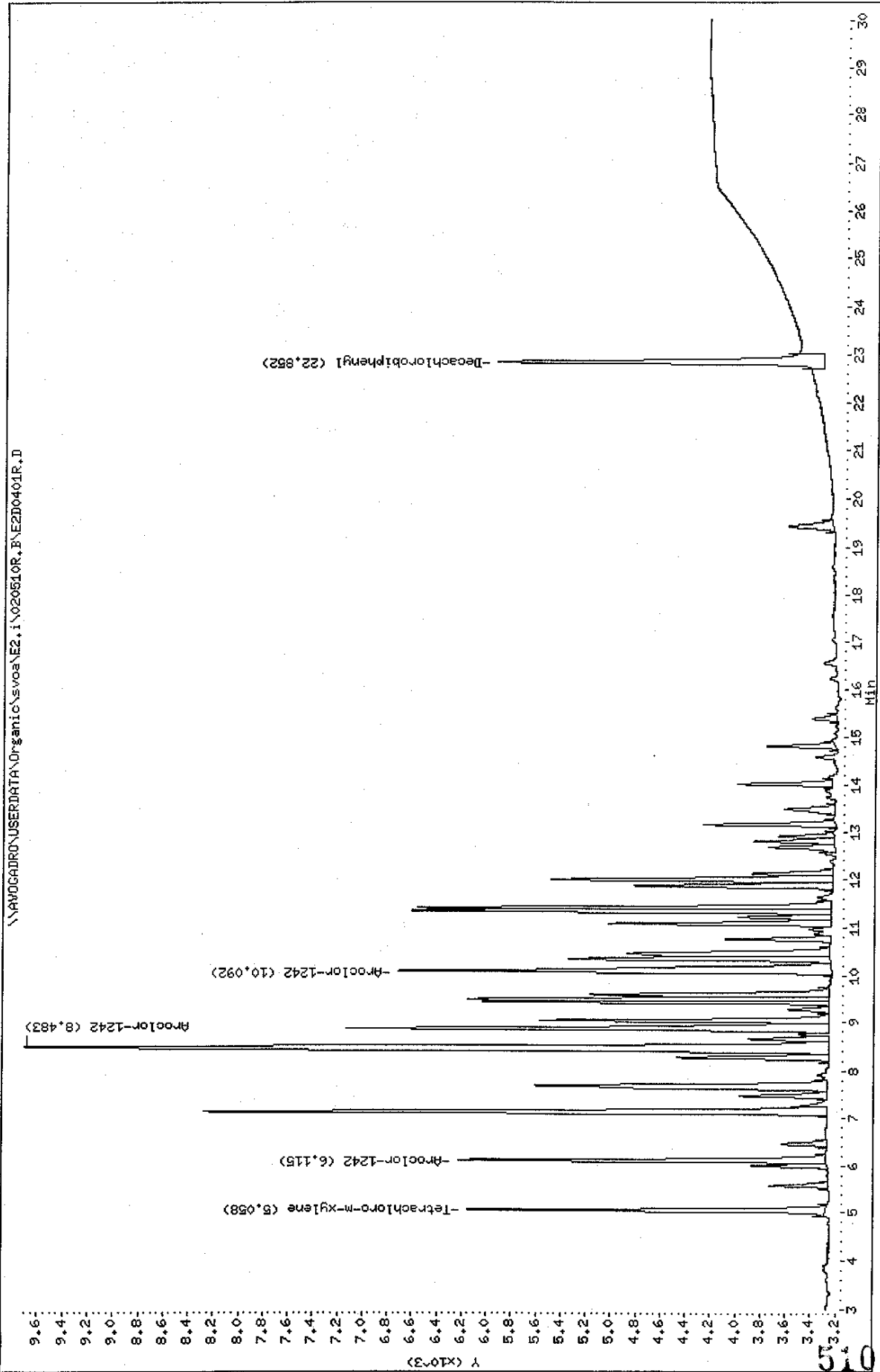
Volume Injected (uL): 1.0

Column phase: RtxCLPPest

Instrument: E2.i

Operator: GHL

Column diameter: 0.53



Data File: E2D0401F.D
 Report Date: 13-May-2002 10:36

Mitkem Corporation

Sample #1 : \\AVOGADRO\USERDATA\Organic\svoa\E2.i\020510F.B\E2D0401F.D
 Sample #2 : \\AVOGADRO\USERDATA\Organic\svoa\E2.i\020510R.B\E2D0401R.D
 Inj Date : 10-MAY-2002 18:44
 Sample Info: AR1242RL2,AR1242RL2,,ar1242.sub
 Misc Info : 1,2,,1
 Cal Date : 13-MAY-2002 07:39
 Operator : GML
 Inst ID : E2.i
 Dil Factor : 1.000000

Method #1 : \\AVOGADRO\USERDATA\Organic\svoa\E2.i\020510F.B\E2_PCB_F.m
 Method #2 : \\AVOGADRO\USERDATA\Organic\svoa\E2.i\020510R.B\E2_PCB_R.m
 Sub List #1 : ar1242.sub
 Sub List #2 : ar1242.sub
 Col #1 Phase : RtxCLPPest 2
 Col #2 Phase : RtxCLPPest

Concentration Formula: Amt * DF * Uf * Vt / (Vo * Vi)

Name	Value	Description
DF	1.000	Dilution Factor
Uf	1.000	Correction factor
Vt	10000.000	Volume of final extract (uL)
Vo	1000.000	Volume of sample extracted (ml)
Vi	1.000	Volume injected (uL)

Compound	RT#1	RT#2	Resp#1	Resp#2	Conc#1 (ug/L)	Conc#2 (ug/L)	Target Range	Ratio
Tetrachloro-m-xylene	6.463	5.058	3091	2873	0.0091	0.0090		100.00(a)
Aroclor-1242	8.130	6.115	3223	2941	0.50	0.47	80.00- 120.00	100.00(a)
	10.900	8.483	7922	6450	0.50	0.49	257.27- 297.27	245.80(a)
	12.823	10.092	3998	3475	0.50	0.48	112.33- 152.33	124.05(a)
	Average of Peak Amounts =				0.50	0.48		
Decachlorobiphenyl	27.730	22.852	2410	2615	0.0087	0.0091		100.00(a)

JTX
5/13/02

QC Flag Legend

a - Target compound detected but, quantitated amount
 Below Limit Of Quantitation(BLOQ).

Data File: \\AVOGADRON\USERDATA\Organic\svoa\E2.i\020510F.B\E2D0402F.D

Date: 10-MAY-2002 19:16

Client ID: AR1242RL3

Sample Info: AR1242RL3,AR1242RL3,,ar1242,sub

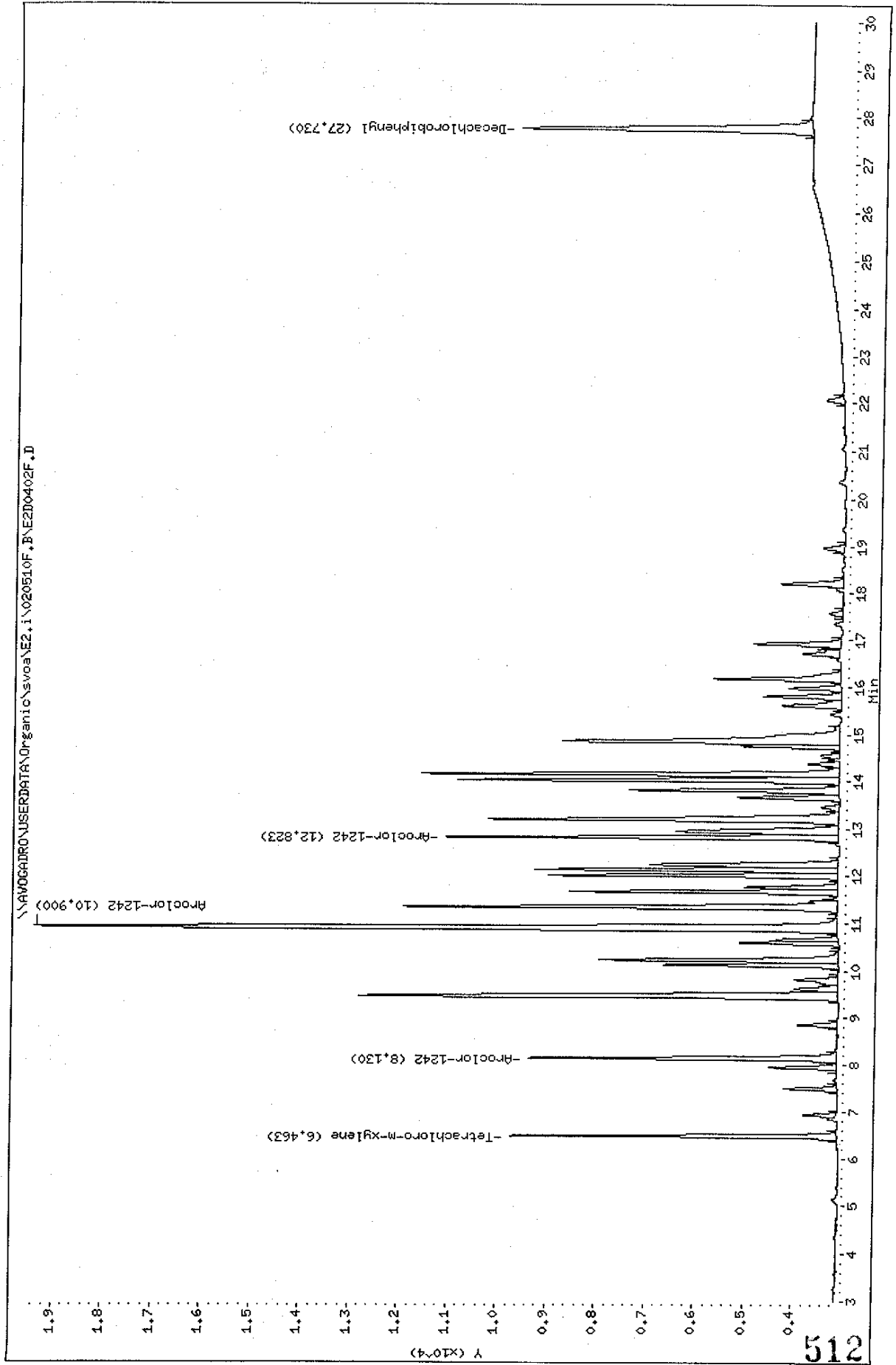
Volume Injected (uL): 1.0

Column phase: RtxCLIPrest 2

Instrument: E2.i

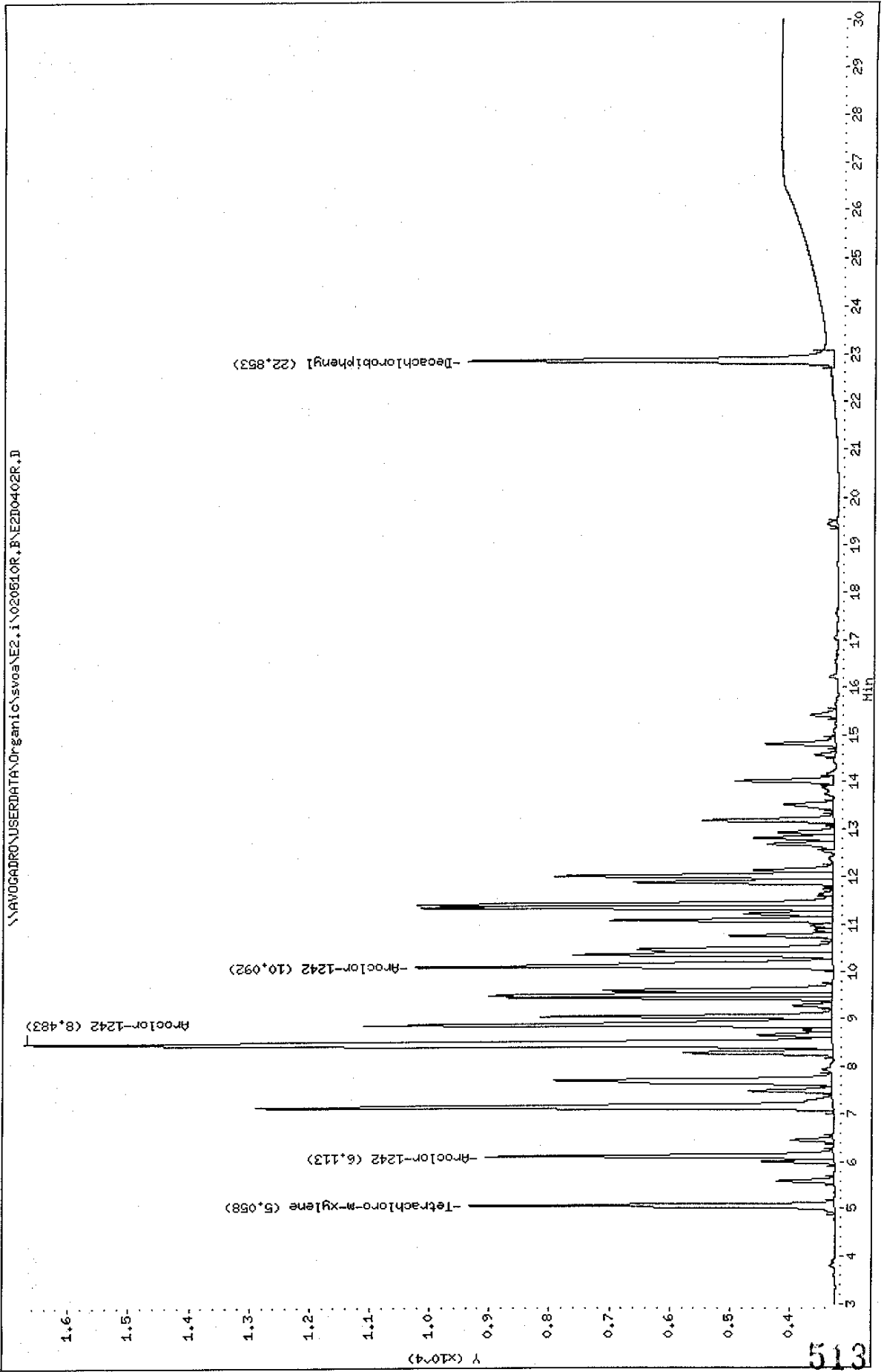
Operator: GHL

Column diameter: 0.53



Data File: \\AVOCADRO\USERDATA\Organic\svoa\E2.1\020510R.B\VEZD0402R.D
 Date: 10-MAY-2002 19:16
 Client ID: AR1242RL3
 Sample Info: AR1242RL3,AR1242RL3,,ar1242,sub
 Volume Injected (uL): 1.0
 Column phase: RtxCLPest

Instrument: E2.i
 Operator: GHL
 Column diameter: 0.53



Data File: E2D0402F.D
 Report Date: 13-May-2002 10:36

Mitkem Corporation

Sample #1 : \\AVOGADRO\USERDATA\Organic\svoa\E2.i\020510F.B\E2D0402F.D
 Sample #2 : \\AVOGADRO\USERDATA\Organic\svoa\E2.i\020510R.B\E2D0402R.D
 Inj Date : 10-MAY-2002 19:16
 Sample Info: AR1242RL3,AR1242RL3,,ar1242.sub
 Misc Info : 1,3,,1
 Cal Date : 13-MAY-2002 07:39
 Operator : GML
 Inst ID : E2.i
 Dil Factor : 1.000000

Method #1 : \\AVOGADRO\USERDATA\Organic\svoa\E2.i\020510F.B\E2_PCB_F.m
 Method #2 : \\AVOGADRO\USERDATA\Organic\svoa\E2.i\020510R.B\E2_PCB_R.m
 Sub List #1 : ar1242.sub
 Sub List #2 : ar1242.sub
 Col #1 Phase : RtxCLPPest 2
 Col #2 Phase : RtxCLPPest

Concentration Formula: Amt * DF * Uf * Vt / (Vo * Vi)

Name	Value	Description
DF	1.000	Dilution Factor
Uf	1.000	Correction factor
Vt	10000.000	Volume of final extract (uL)
Vo	1000.000	Volume of sample extracted (ml)
Vi	1.000	Volume injected (uL)

Compound	RT#1	RT#2	Resp#1	Resp#2	Conc#1 (ug/L)	Conc#2 (ug/L)	Target Range	Ratio
Tetrachloro-m-xylene	6.463	5.058	6623	6090	0.020	0.019		100.00 (a)
Aroclor-1242	8.130	6.113	6261	5797	1.00	0.95	80.00- 120.00	100.00
	10.900	8.483	16254	13422	1.0	1.0	257.27- 297.27	259.61
	12.823	10.092	7957	6943	1.0	0.97	112.33- 152.33	127.09
	Average of Peak Amounts =				1.0	0.97		
Decachlorobiphenyl	27.730	22.853	5880	6071	0.021	0.021		100.00 (a)

Handwritten initials

QC Flag Legend

a - Target compound detected but, quantitated amount
 Below Limit Of Quantitation(BLOQ).

Data File: \\AV06ADRO\USERDATA\Organic\svos\E2.i\020510F.B\E2D0403F.D

Date : 10-MAY-2002 19:49

Client ID: AR1242RL4

Sample Info: AR1242RL4,AR1242RL4,,ar1242.sub

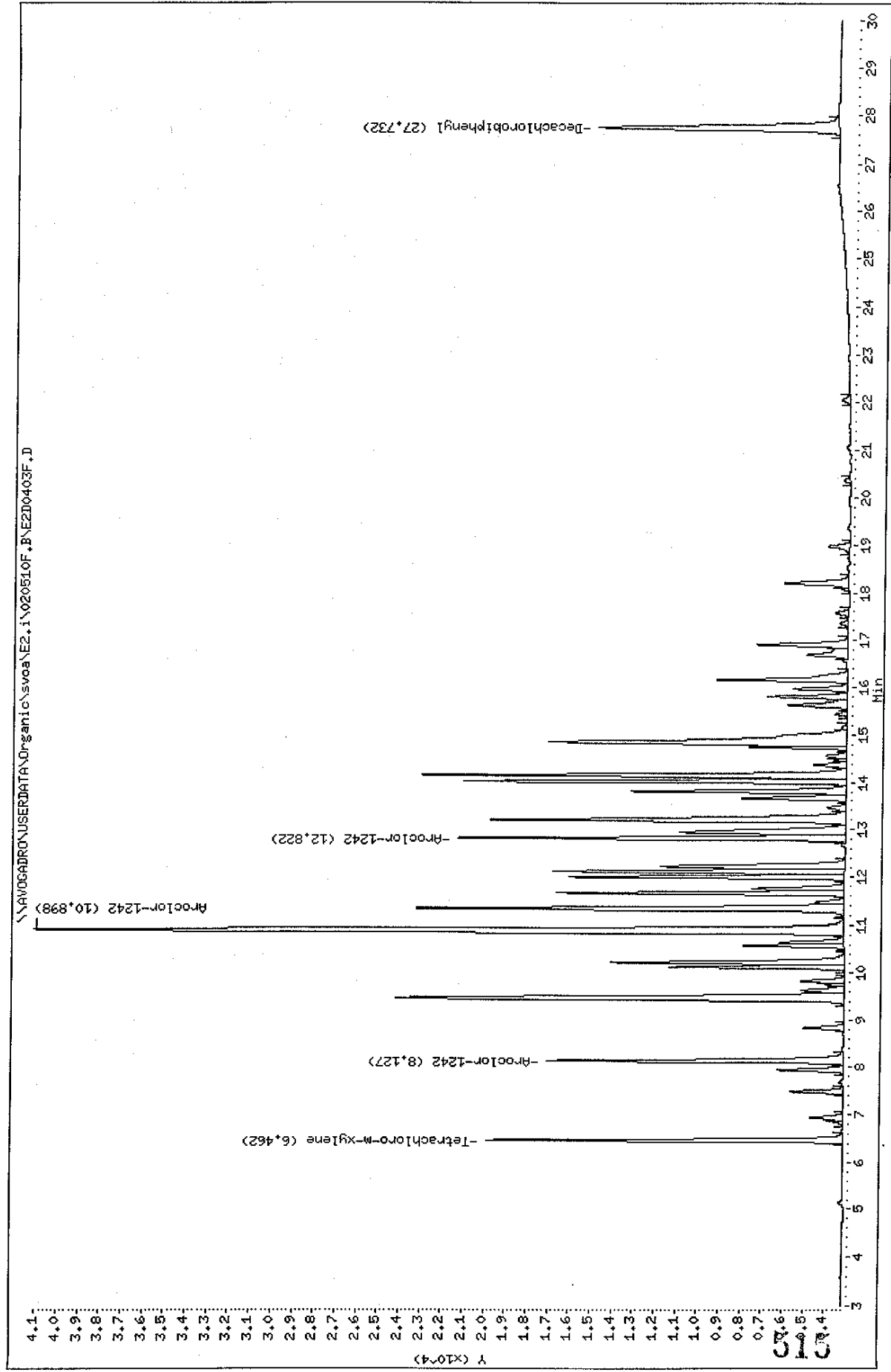
Volume Injected (ul): 1.0

Column phase: RtxCLIPPest 2

Instrument: E2.i

Operator: GHL

Column diameter: 0.53



Data File: \\AVOCADRON\USERDATA\Organic\svoa\E2.i\020510R.F\E2D0403R.D

Date : 10-MAY-2002 19:49

Client ID: AR1242RL4

Sample Info: AR1242RL4,AR1242RL4,,ar1242.sub

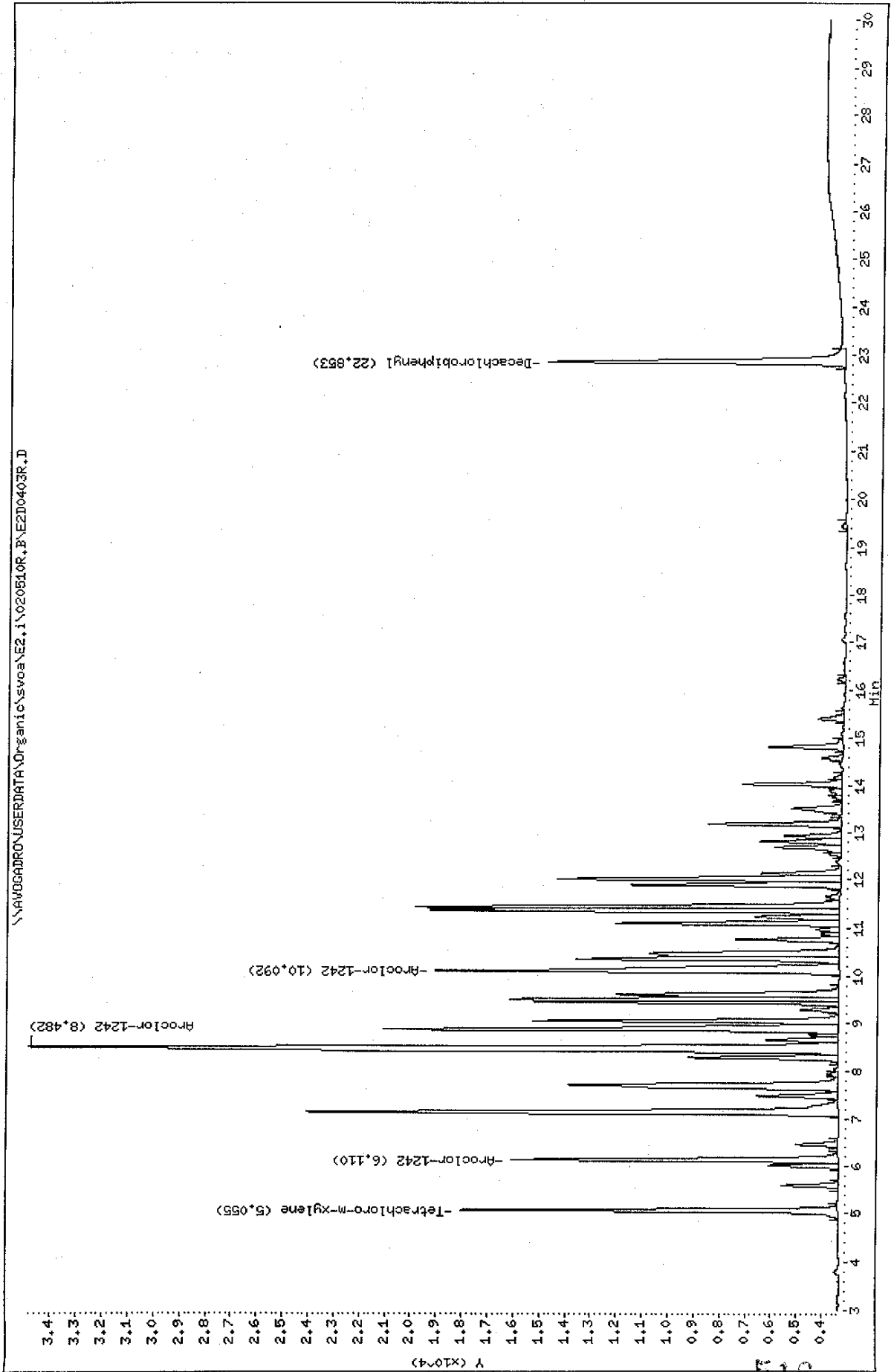
Volume Injected (uL): 1.0

Column phase: RtxCLPPest

Instrument: E2.i

Operator: CHL

Column diameter: 0.53



Data File: E2D0403F.D
 Report Date: 13-May-2002 10:36

Mitkem Corporation

Sample #1 : \\AVOGADRO\USERDATA\Organic\svoa\E2.i\020510F.B\E2D0403F.D
 Sample #2 : \\AVOGADRO\USERDATA\Organic\svoa\E2.i\020510R.B\E2D0403R.D
 Inj Date : 10-MAY-2002 19:49
 Sample Info: AR1242RL4,AR1242RL4,,ar1242.sub
 Misc Info : 1,4,,1
 Cal Date : 13-MAY-2002 07:39
 Operator : GML
 Inst ID : E2.i
 Dil Factor : 1.000000

Method #1 : \\AVOGADRO\USERDATA\Organic\svoa\E2.i\020510F.B\E2_PCB_F.m
 Method #2 : \\AVOGADRO\USERDATA\Organic\svoa\E2.i\020510R.B\E2_PCB_R.m
 Sub List #1 : ar1242.sub
 Sub List #2 : ar1242.sub
 Col #1 Phase : RtxCLPPest 2
 Col #2 Phase : RtxCLPPest

Concentration Formula: Amt * DF * Uf * Vt / (Vo * Vi)

Name	Value	Description
DF	1.000	Dilution Factor
Uf	1.000	Correction factor
Vt	10000.000	Volume of final extract (uL)
Vo	1000.000	Volume of sample extracted (ml)
Vi	1.000	Volume injected (uL)

Compound	RT#1	RT#2	Resp#1	Resp#2	Conc#1 (ug/L)	Conc#2 (ug/L)	Target Range	Ratio
Tetrachloro-m-xylene	6.462	5.055	16740	14673	0.050	0.047		100.00(a)
Aroclor-1242	8.127	6.110	13872	12716	2.5	2.2	80.00- 120.00	100.00
	10.898	8.482	37923	31450	2.5	2.4	257.27- 297.27	273.38
	12.822	10.092	18168	15718	2.5	2.3	112.33- 152.33	130.97
	Average of Peak Amounts =				2.5	2.3		
Decachlorobiphenyl	27.732	22.853	11257	11576	0.043	0.042		100.00(a)

374 5/13/02

QC Flag Legend

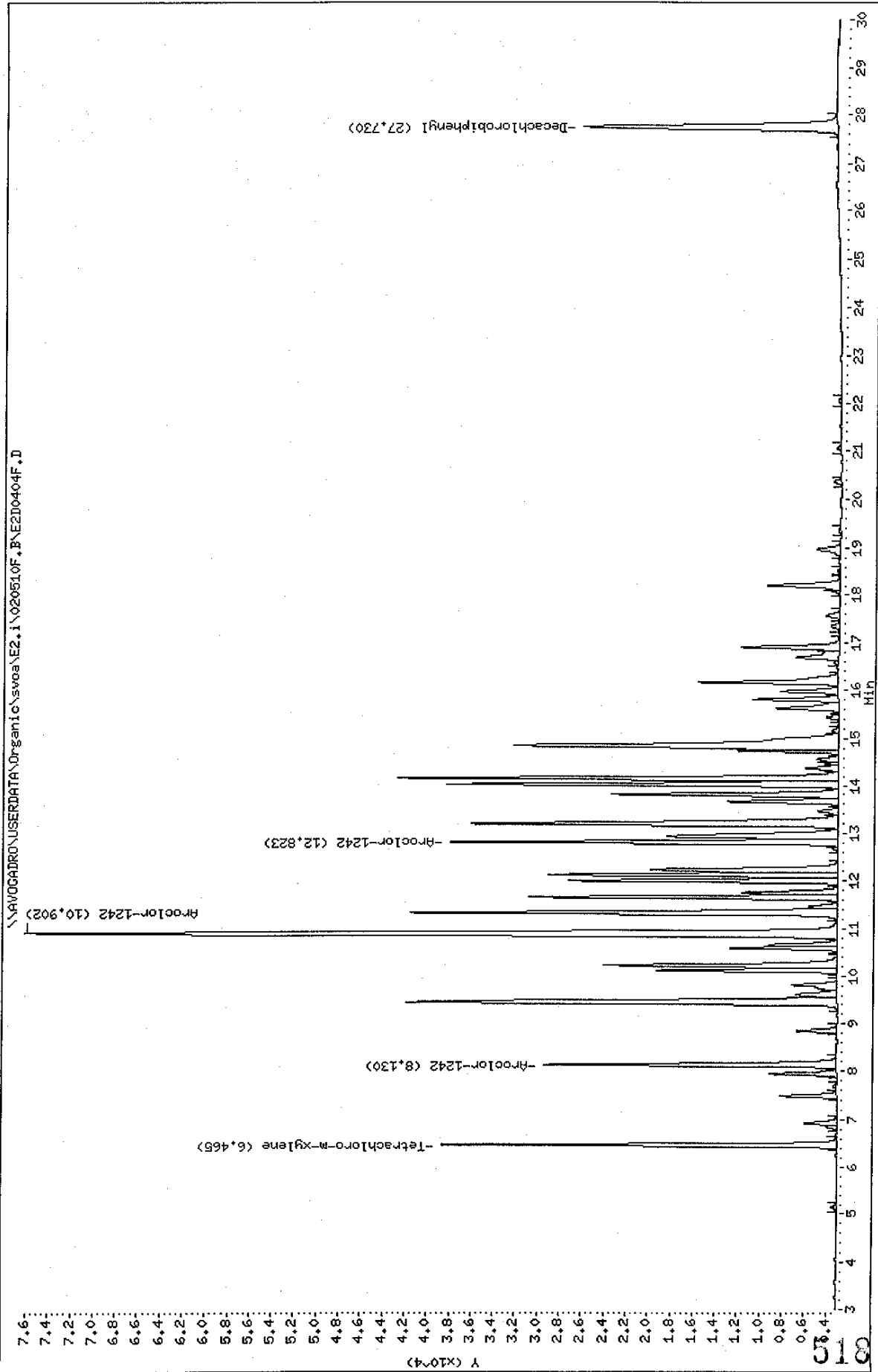
a - Target compound detected but, quantitated amount
 Below Limit Of Quantitation(BLOQ).

Data File: \\AVOCADRO\USERDATA\Organic\svosa\E2.i\020510F,B\E2D0404F.D
Date: 10-MAY-2002 20:22
Client ID: AR1242RL5
Sample Info: AR1242RL5,AR1242RL5,,ar1242.sub
Volume Injected (uL): 1.0
Column Phase: RtXCLPrest 2

Instrument: E2.i

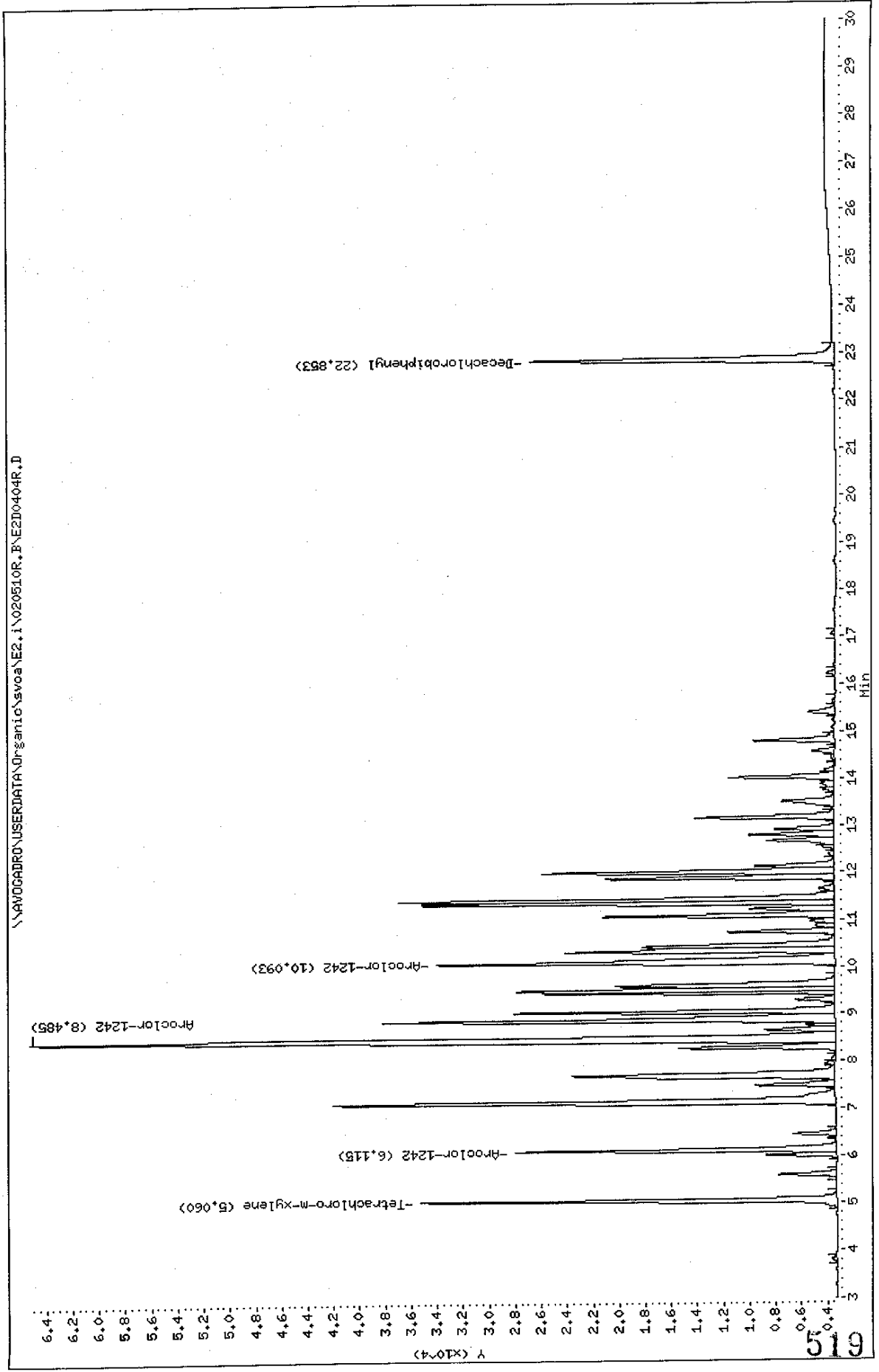
Operator: GML

Column diameter: 0.53



Data File: \\AVOCADRO\USERDATA\Organic\svoa\E2.i\020510R.B\E2D0404R.D
Date: 10-MAY-2002 20:22
Client ID: AR1242RL5
Sample Info: AR1242RL5,AR1242RL5,,ar1242.sub
Volume Injected (uL): 1.0
Column phase: RtxCLPPest

Instrument: E2.i
Operator: CHL
Column diameter: 0.53



Data File: E2D0404F.D
 Report Date: 13-May-2002 10:36

Mitkem Corporation

Sample #1 : \\AVOGADRO\USERDATA\Organic\svoa\E2.i\020510F.B\E2D0404F.D
 Sample #2 : \\AVOGADRO\USERDATA\Organic\svoa\E2.i\020510R.B\E2D0404R.D
 Inj Date : 10-MAY-2002 20:22
 Sample Info: AR1242RL5,AR1242RL5,,ar1242.sub
 Misc Info : 1,5,,1
 Cal Date : 13-MAY-2002 07:39
 Operator : GML
 Inst ID : E2.i
 Dil Factor : 1.000000

Method #1 : \\AVOGADRO\USERDATA\Organic\svoa\E2.i\020510F.B\E2_PCB_F.m
 Method #2 : \\AVOGADRO\USERDATA\Organic\svoa\E2.i\020510R.B\E2_PCB_R.m
 Sub List #1 : ar1242.sub
 Sub List #2 : ar1242.sub
 Col #1 Phase : RtxCLPPest 2
 Col #2 Phase : RtxCLPPest

Concentration Formula: Amt * DF * Uf * Vt / (Vo * Vi)

Name	Value	Description
DF	1.000	Dilution Factor
Uf	1.000	Correction factor
Vt	10000.000	Volume of final extract (uL)
Vo	1000.000	Volume of sample extracted (ml)
Vi	1.000	Volume injected (uL)

Compound	RT#1	RT#2	Resp#1	Resp#2	Conc#1 (ug/L)	Conc#2 (ug/L)	Target Range	Ratio
Tetrachloro-m-xylene	6.465	5.060	35612	31984	0.11	0.10		100.00
Aroclor-1242	8.130	6.115	26345	24652	5.0	4.4	80.00- 120.00	100.00
	10.902	8.485	73048	61840	5.0	4.8	257.27- 297.27	277.27
	12.823	10.093	34863	30668	5.0	4.5	112.33- 152.33	132.33
	Average of Peak Amounts =				5.0	4.6		
Decachlorobiphenyl	27.730	22.853	22700	23377	0.090	0.088		100.00

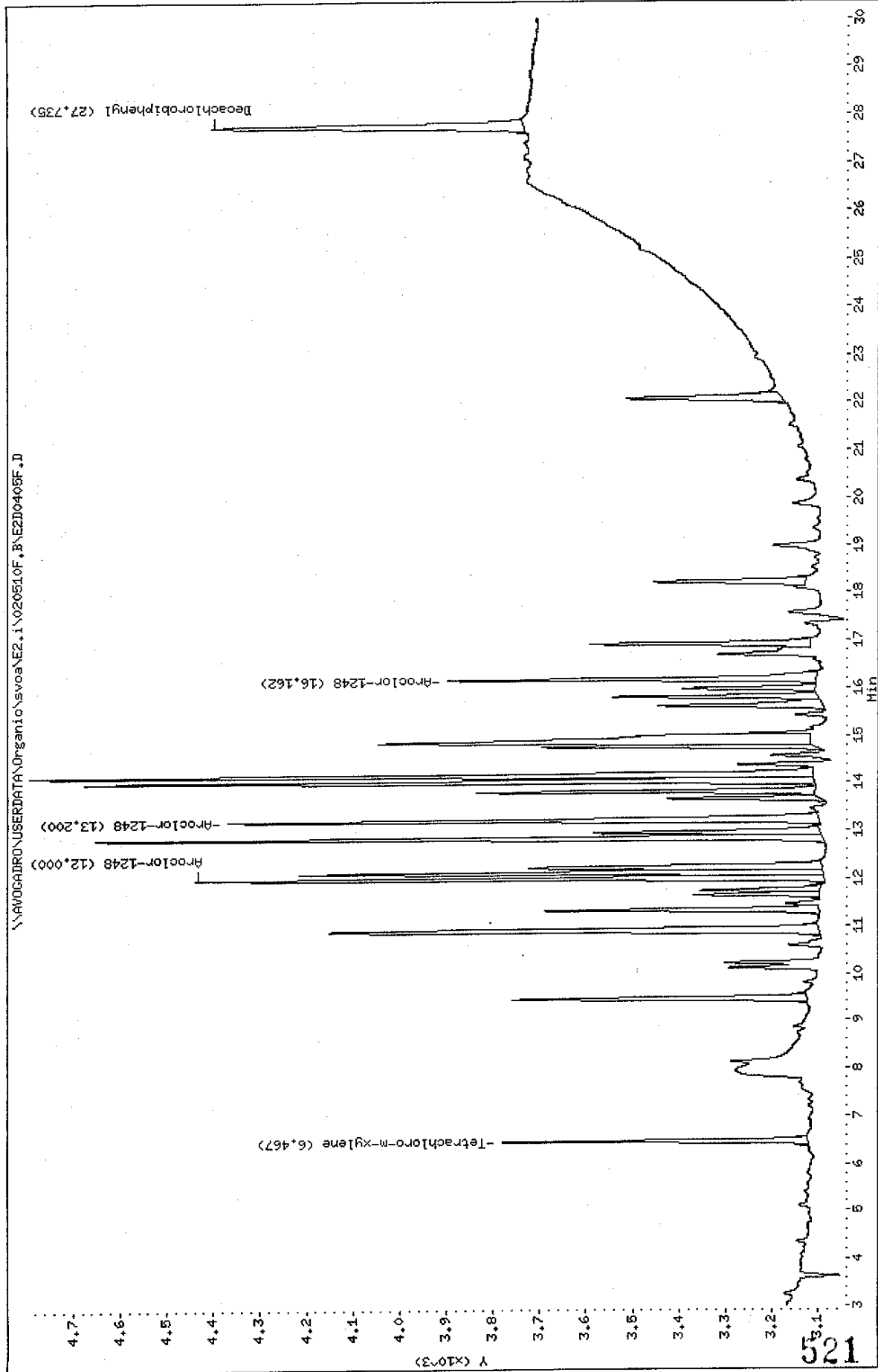
5/13/02

Data File: \\AVOCADRO\USERDATA\Organic\svoa\E2.i\020510F.P\E2D0405F.D
Date: 10-MAY-2002 20:55
Client ID: AR1248RL1
Sample Info: AR1248RL1,AR1248RL1,,ar1248.sub
Volume Injected (ul): 1.0
Column phase: RtxCLPPest 2

Instrument: E2.i

Operator: GHL

Column diameter: 0.53

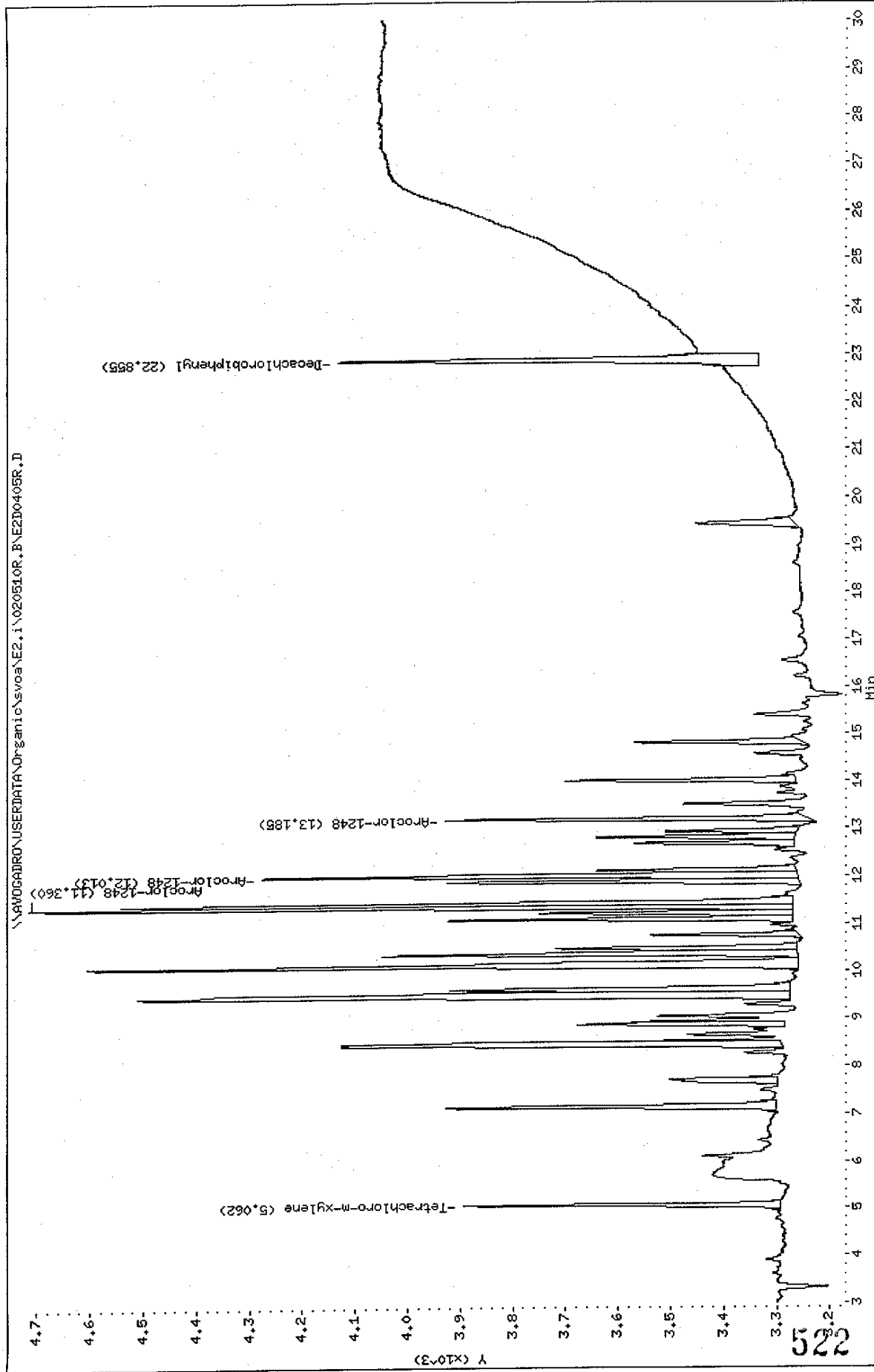


Data File: \\AVOCADRO\USERDATA\Organic\svoa\E2.1\020510R.B\E2D0405R.D
Date: 10-MAY-2002 20:55
Client ID: AR1248RL1
Sample Info: AR1248RL1.AR1248RL1,,ar1248.sub
Volume Injected (uL): 1.0
Column phase: RtxCLPPest

Instrument: E2.1

Operator: GHL

Column diameter: 0.53



Data File: E2D0405F.D
 Report Date: 13-May-2002 10:36

Mitkem Corporation

Sample #1 : \\AVOGADRO\USERDATA\Organic\svoa\E2.i\020510F.B\E2D0405F.D
 Sample #2 : \\AVOGADRO\USERDATA\Organic\svoa\E2.i\020510R.B\E2D0405R.D
 Inj Date : 10-MAY-2002 20:55
 Sample Info: AR1248RL1,AR1248RL1,,ar1248.sub
 Misc Info : 1,1,,1
 Cal Date : 13-MAY-2002 07:40
 Operator : GML
 Inst ID : E2.i
 Dil Factor : 1.000000

Method #1 : \\AVOGADRO\USERDATA\Organic\svoa\E2.i\020510F.B\E2_PCB_F.m
 Method #2 : \\AVOGADRO\USERDATA\Organic\svoa\E2.i\020510R.B\E2_PCB_R.m
 Sub List #1 : ar1248.sub
 Sub List #2 : ar1248.sub
 Col #1 Phase : RtxCLPPest 2
 Col #2 Phase : RtxCLPPest

Concentration Formula: Amt * DF * Uf * Vt / (Vo * Vi)

Name	Value	Description
DF	1.000	Dilution Factor
Uf	1.000	Correction factor
Vt	10000.000	Volume of final extract (uL)
Vo	1000.000	Volume of sample extracted (ml)
Vi	1.000	Volume injected (uL)

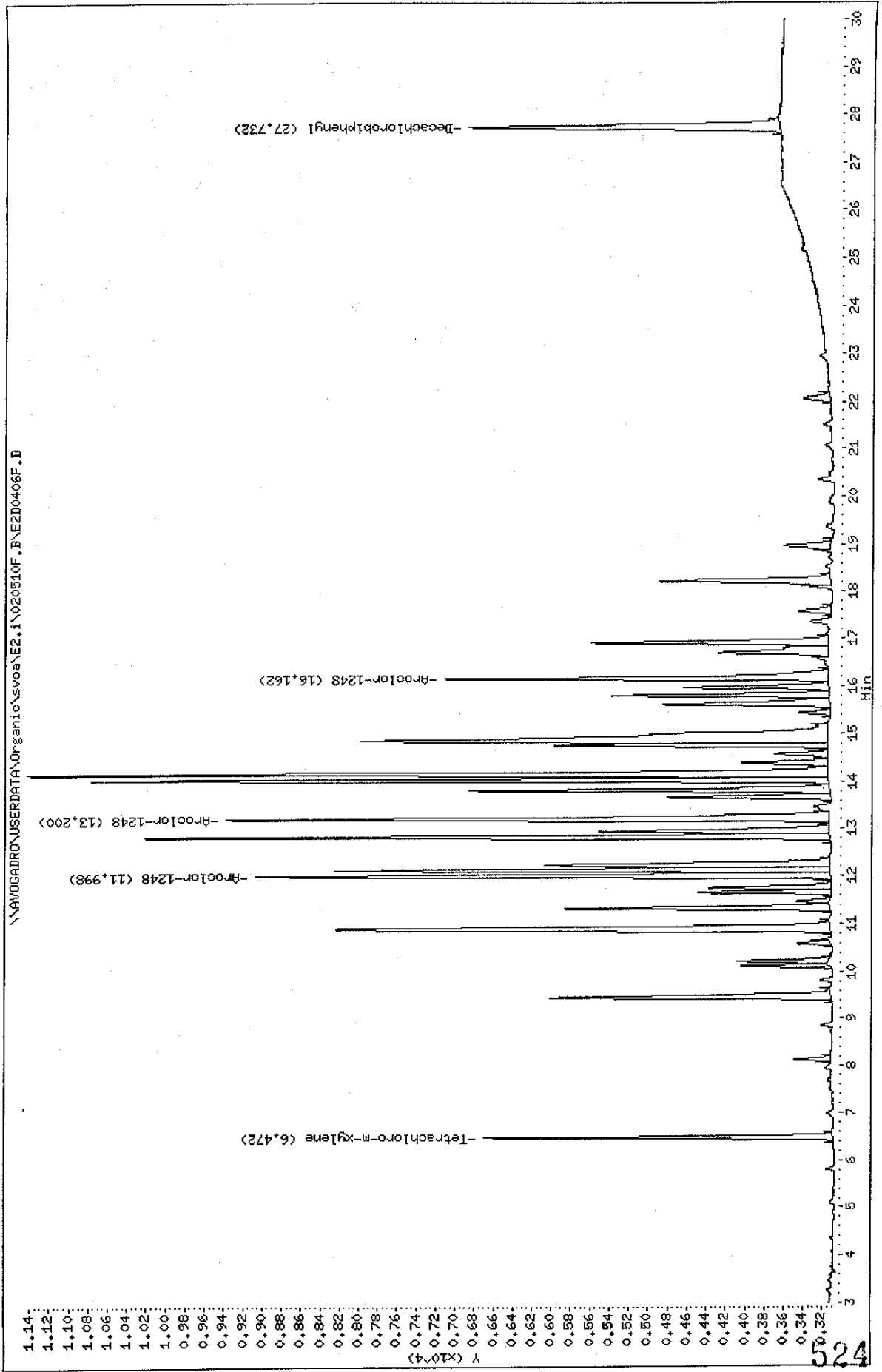
Compound	RT#1	RT#2	Resp#1	Resp#2	Conc#1 (ug/L)	Conc#2 (ug/L)	Target Range	Ratio
Tetrachloro-m-xylene	6.467	5.062	658	600	0.0020	0.0020		100.00(a)
Aroclor-1248	12.000	11.360	1351	1442	0.10	0.10	80.00- 120.00	100.00(a)
	13.200	12.013	1271	1015	0.10	0.10	102.37- 142.37	94.08(a)
	16.162	13.185	793	688	0.10	0.10	62.16- 102.16	58.70(a)
	Average of Peak Amounts =				0.10	0.10		
Decachlorobiphenyl	27.735	22.855	671	796	0.0025	0.0028		100.00(a)

5/13/02

QC Flag Legend

a - Target compound detected but, quantitated amount
 Below Limit Of Quantitation(BLOQ).

Data File: \\AVOCADRON\USERDATA\Organic\svoa\E2.i\020510F.B\E2I0406F.D
 Date: 10-MAY-2002 21:28
 Client ID: AR1248RL2
 Sample Info: AR1248RL2.AR1248RL2,,ar1248.sub
 Volume Injected (uL): 1.0
 Column phase: RtxCLPPest 2
 Instrument: E2.i
 Operator: GHL
 Column diameter: 0.53

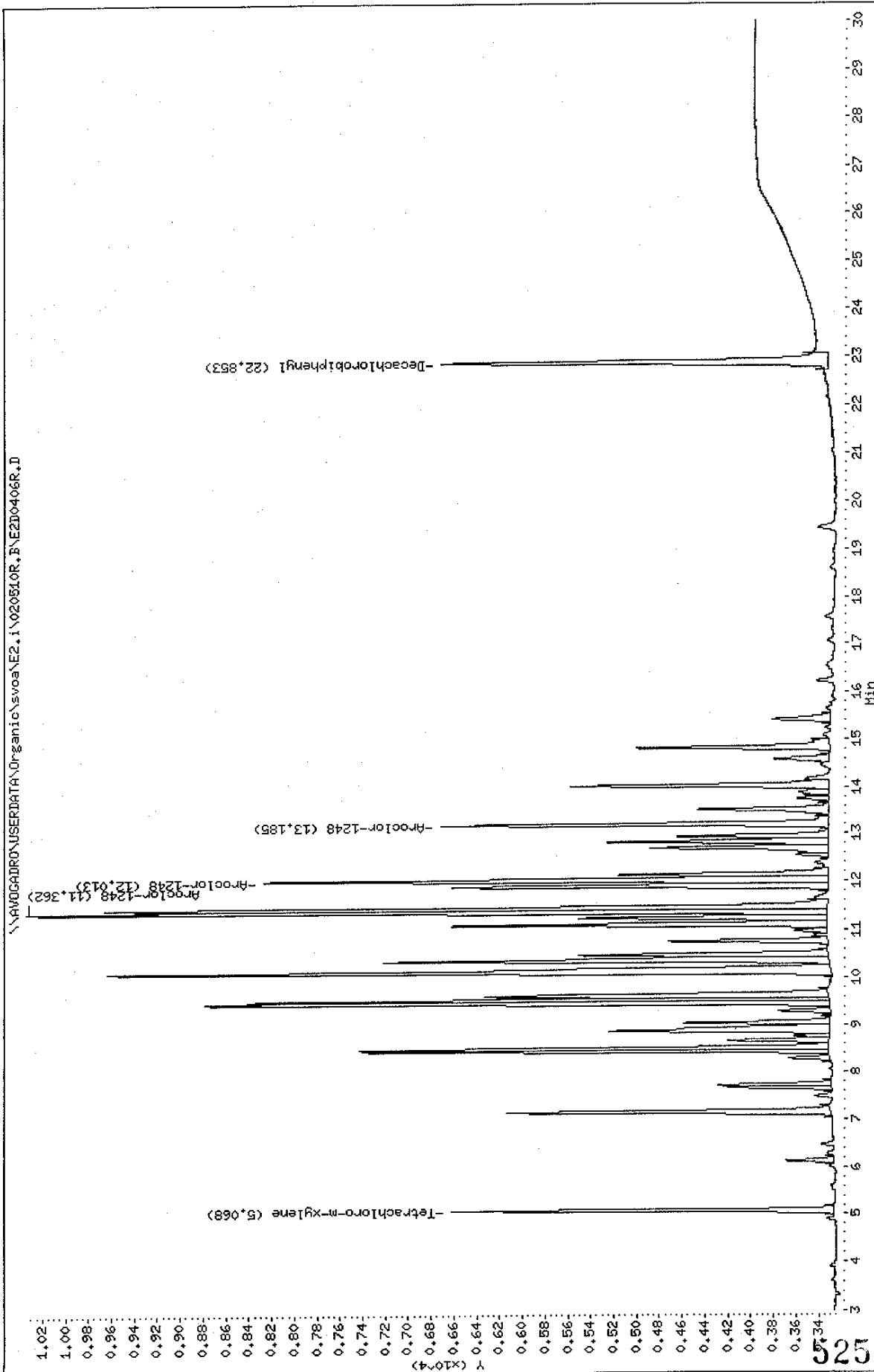


Data File: \\AVOCADRO\USERDATA\Organic\svoa\E2.1\020510R.F\NEZD0406R.D
 Date : 10-MAY-2002 21:28
 Client ID: AR1248RL2
 Sample Info: AR1248RL2.AR1248RL2,,ar1248.sub
 Volume Injected (uL): 1.0
 Column phase: RtxCLPPest

Instrument: E2.1

Operator: GML

Column diameter: 0.53



Data File: E2D0406F.D
 Report Date: 13-May-2002 10:36

Mitkem Corporation

Sample #1 : \\AVOGADRO\USERDATA\Organic\svoa\E2.i\020510F.B\E2D0406F.D
 Sample #2 : \\AVOGADRO\USERDATA\Organic\svoa\E2.i\020510R.B\E2D0406R.D
 Inj Date : 10-MAY-2002 21:28
 Sample Info: AR1248RL2,AR1248RL2,,ar1248.sub
 Misc Info : 1,2,,1
 Cal Date : 13-MAY-2002 07:40
 Operator : GML
 Inst ID : E2.i
 Dil Factor : 1.000000

Method #1 : \\AVOGADRO\USERDATA\Organic\svoa\E2.i\020510F.B\E2_PCB_F.m
 Method #2 : \\AVOGADRO\USERDATA\Organic\svoa\E2.i\020510R.B\E2_PCB_R.m
 Sub List #1 : ar1248.sub
 Sub List #2 : ar1248.sub
 Col #1 Phase : RtxCLPPest 2
 Col #2 Phase : RtxCLPPest

Concentration Formula: Amt * DF * Uf * Vt / (Vo * Vi)

Name	Value	Description
DF	1.000	Dilution Factor
Uf	1.000	Correction factor
Vt	10000.000	Volume of final extract (uL)
Vo	1000.000	Volume of sample extracted (ml)
Vi	1.000	Volume injected (uL)

Compound	RT#1	RT#2	Resp#1	Resp#2	Conc#1 (ug/L)	Conc#2 (ug/L)	Target Range	Ratio
Tetrachloro-m-xylene	6.472	5.068	3615	3348	0.010	0.011		100.00(a)
Aroclor-1248	11.998	11.362	5956	7011	0.47	0.49	80.00- 120.00	100.00(a)
	13.200	12.013	6241	4942	0.50	0.49	102.37- 142.37	104.79(a)
	16.162	13.185	3970	3398	0.50	0.50	62.16- 102.16	66.66(a)
	Average of Peak Amounts =				0.49	0.49		
Decachlorobiphenyl	27.732	22.853	3221	3374	0.011	0.011		100.00(a)

JRK
5/13/02

QC Flag Legend

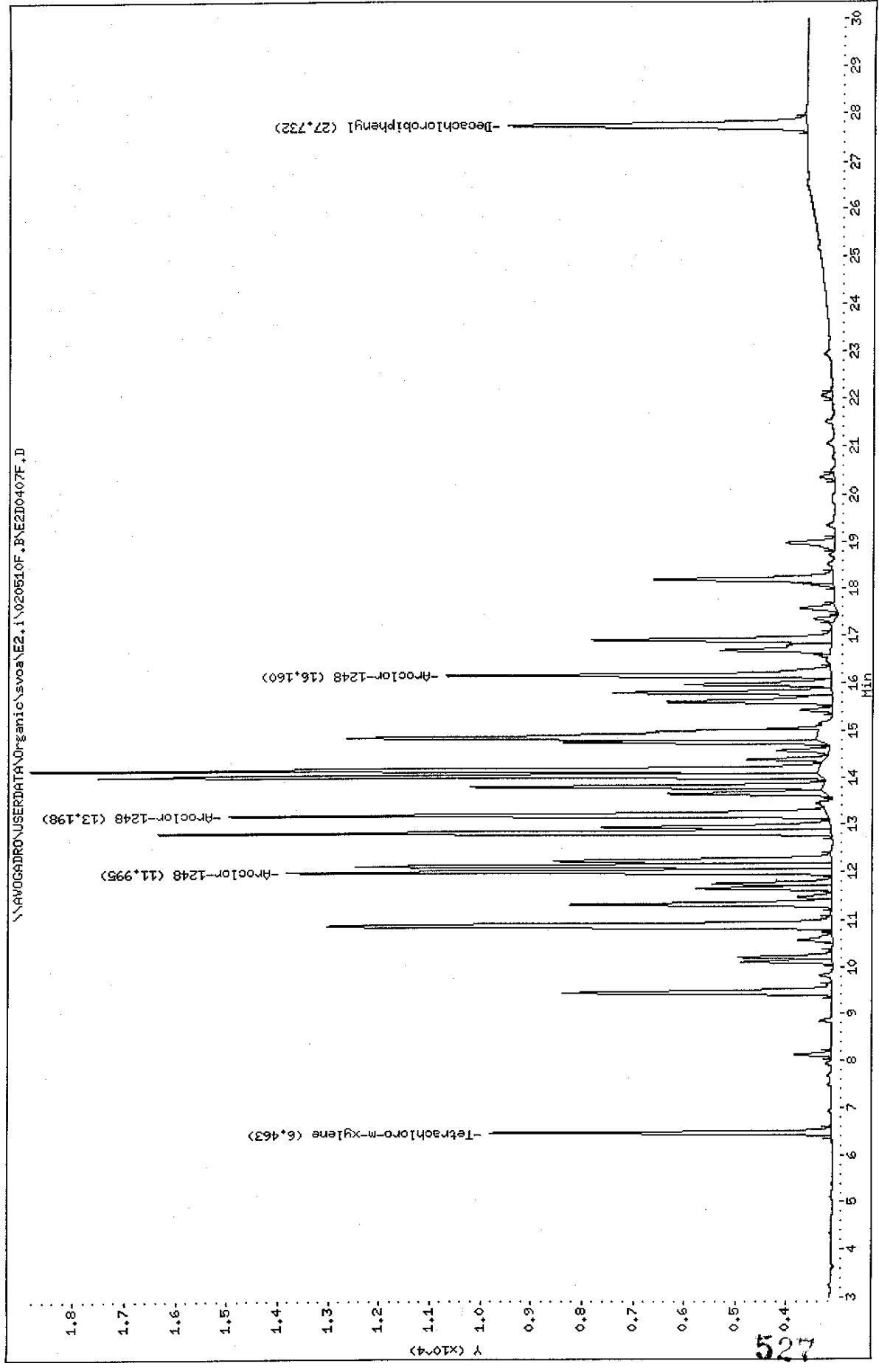
a - Target compound detected but, quantitated amount
 Below Limit Of Quantitation(BLOQ).

Data File: \\AVOCADRON\USERDATA\Organic\svoa\E2.i\020510F.B\E2D0407F.D
Date : 10-MAY-2002 22:01
Client ID: AR1248RL3
Sample Info: AR1248RL3,AR1248RL3,,ar1248.sub
Volume Injected (uL): 1.0
Column phase: RtxCLPPest 2

Instrument: E2.i

Operator: CHL

Column diameter: 0.53

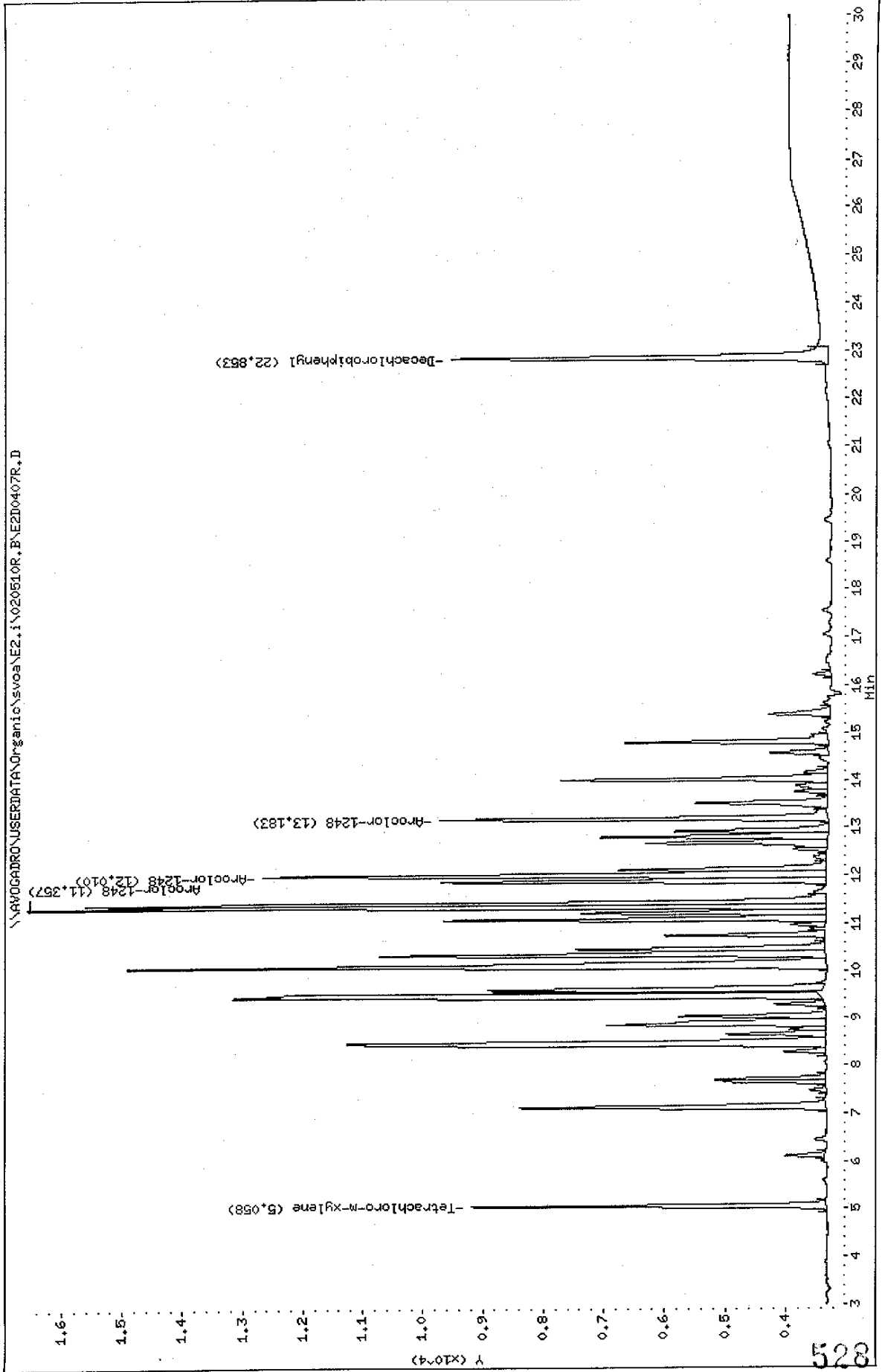


Data File: \\AVOCADRO\USERDATA\Organic\svoa\E2.1\020510R.B\VE2D0407R.D
Date: 10-MAY-2002 22:01
Client ID: AR1248RL3
Sample Info: AR1248RL3,AR1248RL3,,ar1248.sub
Volume Injected (uL): 1.0
Column phase: RtxCLPPest

Instrument: E2.i

Operator: GML

Column diameter: 0.53



Data File: E2D0407F.D
 Report Date: 13-May-2002 10:36

Mitkem Corporation

Sample #1 : \\AVOGADRO\USERDATA\Organic\svoa\E2.i\020510F.B\E2D0407F.D
 Sample #2 : \\AVOGADRO\USERDATA\Organic\svoa\E2.i\020510R.B\E2D0407R.D
 Inj Date : 10-MAY-2002 22:01
 Sample Info: AR1248RL3,AR1248RL3,,ar1248.sub
 Misc Info : 1,3,,1
 Cal Date : 13-MAY-2002 07:40
 Operator : GML
 Inst ID : E2.i
 Dil Factor : 1.000000

Method #1 : \\AVOGADRO\USERDATA\Organic\svoa\E2.i\020510F.B\E2_PCB_F.m
 Method #2 : \\AVOGADRO\USERDATA\Organic\svoa\E2.i\020510R.B\E2_PCB_R.m
 Sub List #1 : ar1248.sub
 Sub List #2 : ar1248.sub
 Col #1 Phase : RtxCLPPest 2
 Col #2 Phase : RtxCLPPest

Concentration Formula: Amt * DF * Uf * Vt / (Vo * Vi)

Name	Value	Description
DF	1.000	Dilution Factor
Uf	1.000	Correction factor
Vt	10000.000	Volume of final extract (uL)
Vo	1000.000	Volume of sample extracted (ml)
Vi	1.000	Volume injected (uL)

Compound	RT#1	RT#2	Resp#1	Resp#2	Conc#1 (ug/L)	Conc#2 (ug/L)	Target Range	Ratio
Tetrachloro-m-xylene	6.463	5.058	6702	5872	0.020	0.019		100.00(a)
Aroclor-1248	11.995	11.357	10716	13222	0.89	0.95	80.00- 120.00	100.00(a)
	13.198	12.010	11754	9345	0.95	0.95	102.37- 142.37	109.69(a)
	16.160	13.183	7535	6438	0.96	0.96	62.16- 102.16	70.32(a)
	Average of Peak Amounts =				0.93	0.95		
Decachlorobiphenyl	27.732	22.853	5863	6248	0.021	0.021		100.00(a)

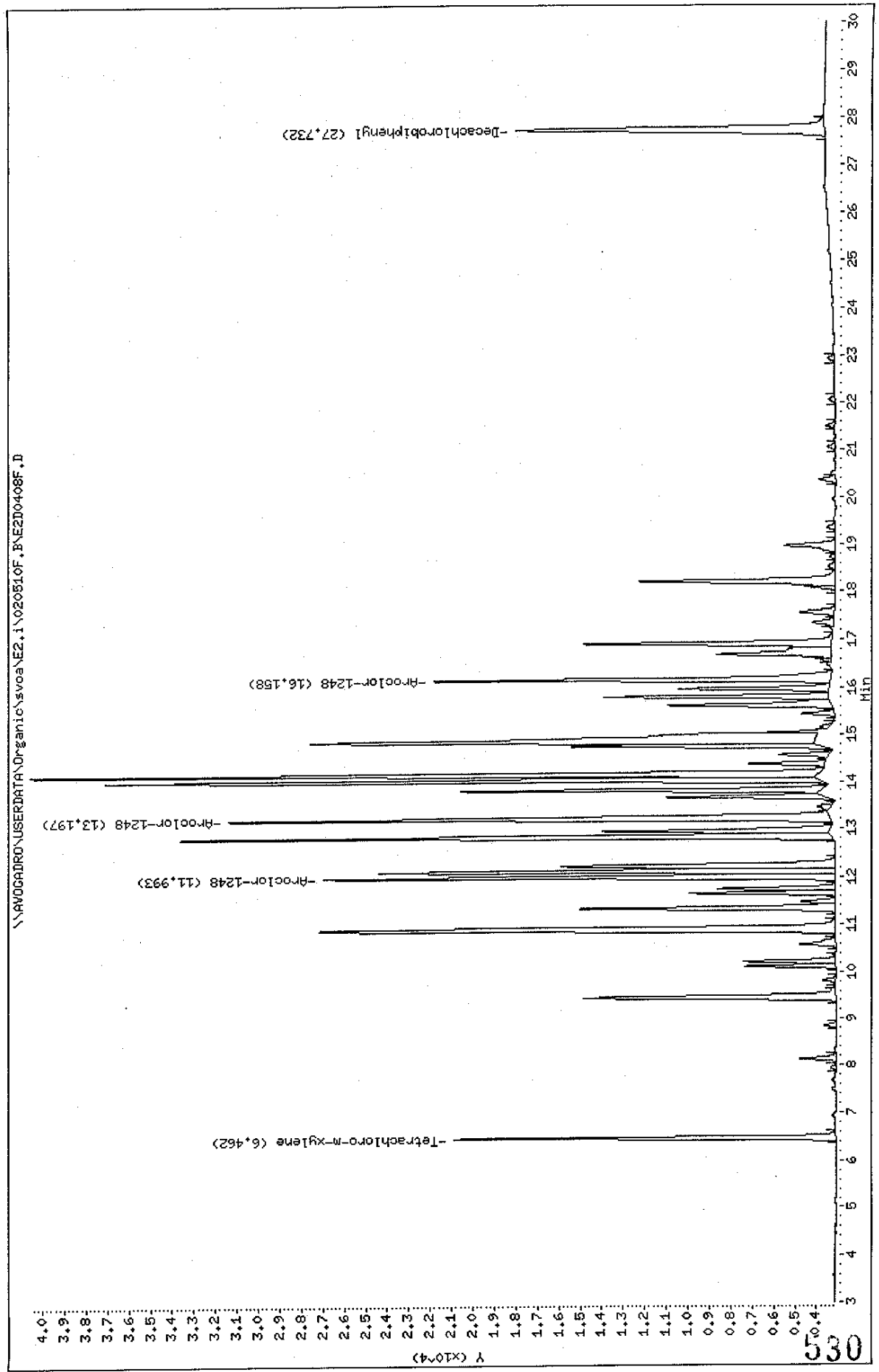
JM 5/13/02

QC Flag Legend

a - Target compound detected but, quantitated amount
 Below Limit Of Quantitation(BLOQ).

Data File: \\AV006DRD\USERDATA\Organic\svos\E2.i\020510F.B\E2D0408F.D
 Date : 10-MAY-2002 22:34
 Client ID: AR1248RL4
 Sample Info: AR1248RL4,AR1248RL4,,ar1248,sub
 Volume Injected (uL): 1.0
 Column phase: RtxCLPPest 2

Instrument: E2.i
 Operator: GHL
 Column diameter: 0.53

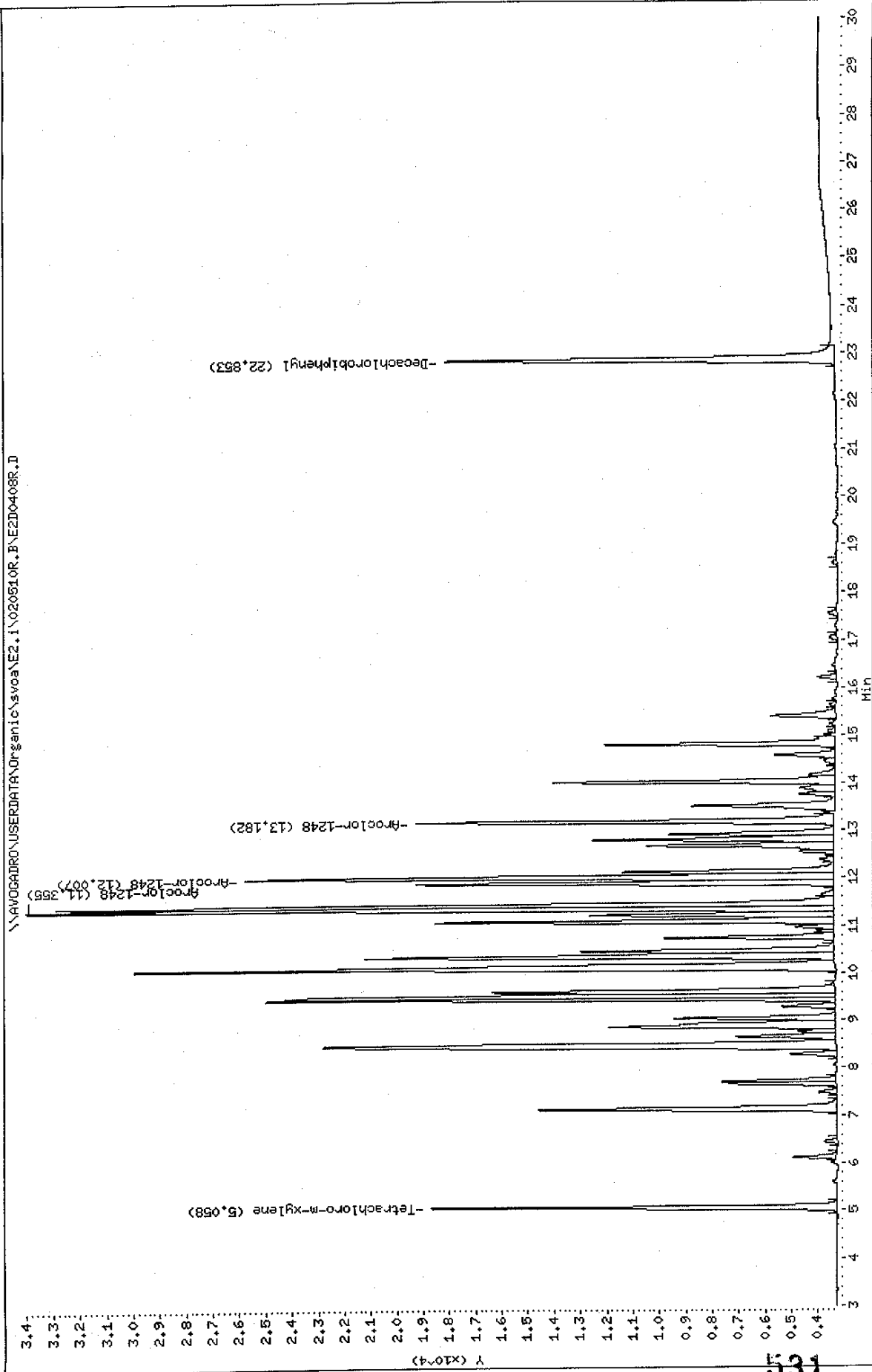


Data File: \\AVOCADRO\USERDATA\Organic\svoa\E2.i\020510R.P\NEZD0408R.D
Date: 10-MAY-2002 22:34
Client ID: AR1248RL4
Sample Info: AR1248RL4,AR1248RL4,,ar1248.sub
Volume Injected (ul): 1.0
Column phase: RtxCLPpest

Instrument: E2.i

Operator: GML

Column diameter: 0.53



Data File: E2D0408F.D
 Report Date: 13-May-2002 10:37

Mitkem Corporation

Sample #1 : \\AVOGADRO\USERDATA\Organic\svoa\E2.i\020510F.B\E2D0408F.D
 Sample #2 : \\AVOGADRO\USERDATA\Organic\svoa\E2.i\020510R.B\E2D0408R.D
 Inj Date : 10-MAY-2002 22:34
 Sample Info: AR1248RL4,AR1248RL4,,ar1248.sub
 Misc Info : 1,4,,1
 Cal Date : 13-MAY-2002 07:40
 Operator : GML
 Inst ID : E2.i
 Dil Factor : 1.000000

Method #1 : \\AVOGADRO\USERDATA\Organic\svoa\E2.i\020510F.B\E2_PCB_F.m
 Method #2 : \\AVOGADRO\USERDATA\Organic\svoa\E2.i\020510R.B\E2_PCB_R.m
 Sub List #1 : ar1248.sub
 Sub List #2 : ar1248.sub
 Col #1 Phase : RtxCLPPest 2
 Col #2 Phase : RtxCLPPest

Concentration Formula: Amt * DF * Uf * Vt / (Vo * Vi)

Name	Value	Description
DF	1.000	Dilution Factor
Uf	1.000	Correction factor
Vt	10000.000	Volume of final extract (uL)
Vo	1000.000	Volume of sample extracted (ml)
Vi	1.000	Volume injected (uL)

Compound	RT#1	RT#2	Resp#1	Resp#2	Conc#1 (ug/L)	Conc#2 (ug/L)	Target Range	Ratio
Tetrachloro-m-xylene	6.462	5.058	17781	15381	0.051	0.049		100.00
Aroclor-1248	11.993	11.355	23811	30619	2.1	2.3	80.00- 120.00	100.00
	13.197	12.007	27990	22372	2.3	2.3	102.37- 142.37	117.55
	16.158	13.182	18452	15893	2.4	2.4	62.16- 102.16	77.49
	Average of Peak Amounts =				2.3	2.3		
Decachlorobiphenyl	27.732	22.853	14305	14810	0.049	0.047		100.00 (a)

QC Flag Legend

a - Target compound detected but, quantitated amount
 Below Limit Of Quantitation(BLOQ).

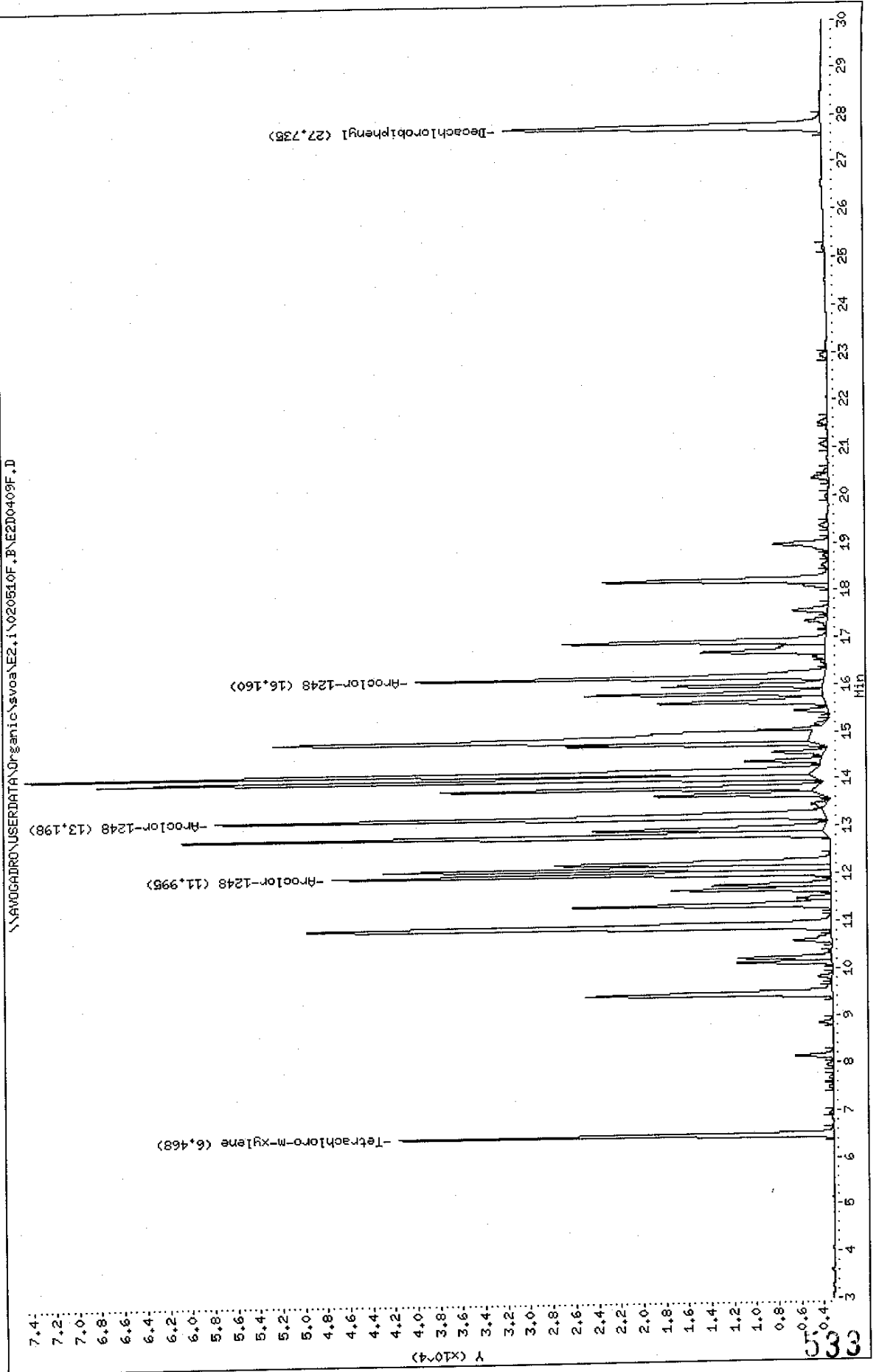
Handwritten note: 5/15/02

Data File: \\AV06ADRO\USERDATA\Organic\svos\E2.i\020510F.B\NE2D0409F.D
Date : 10-MAY-2002 23:07
Client ID: AR1248RL5
Sample Info: AR1248RL5,AR1248RL5,,ar1248.sub
Volume Injected (uL): 1.0
Column phase: RtxCLPPest 2

Instrument: E2.i

Operator: GHL

Column diameter: 0.53



Data File: \\AVOCARD\USERDATA\Organic\svos\E2.i\020510R.B\E2D0409R.D

Date: 10-MAY-2002 23:07

Client ID: AR1248RL5

Sample Info: AR1248RL5,AR1248RL5,,ar1248.sub

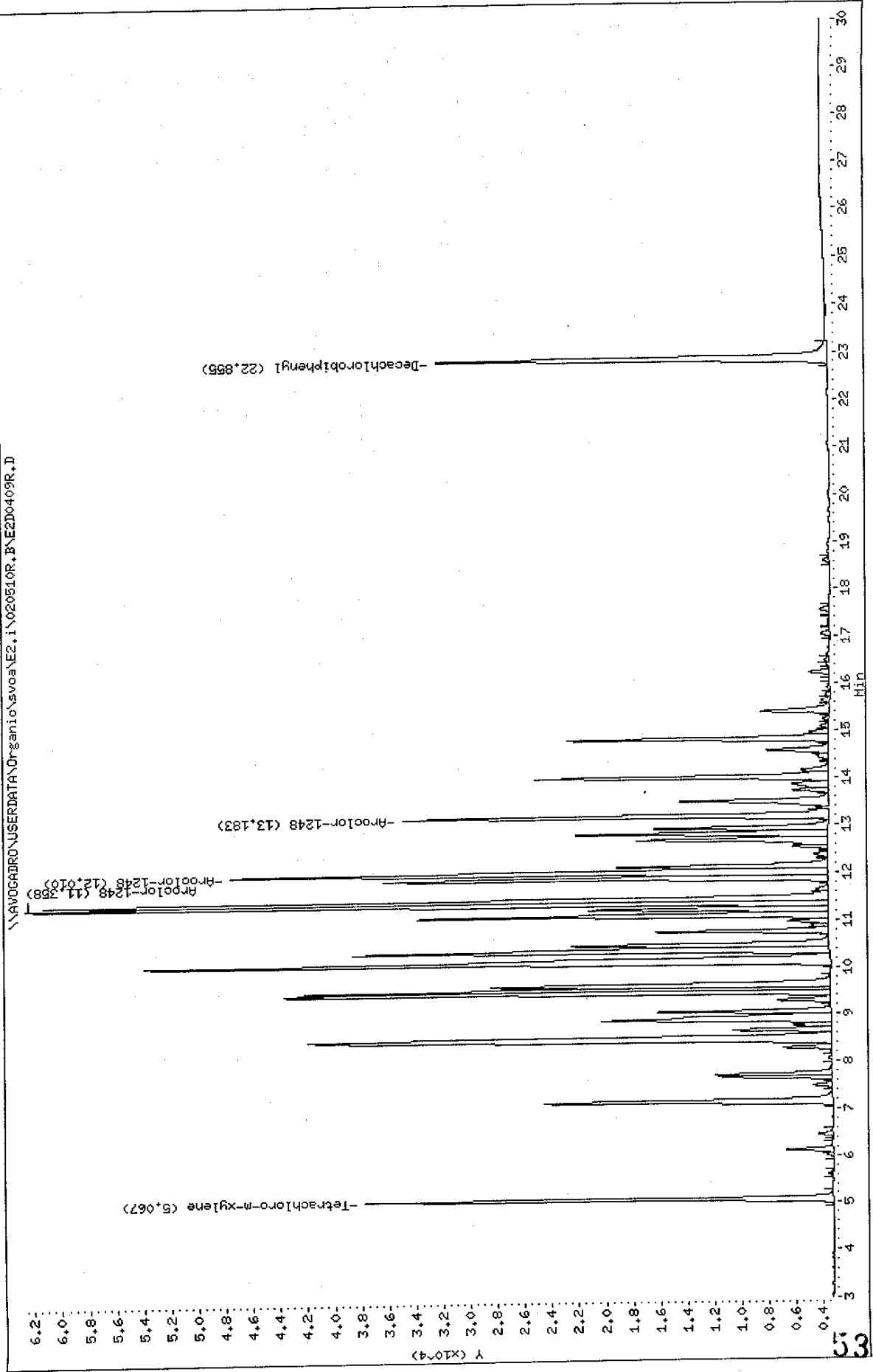
Volume Injected (uL): 1.0

Column phase: RtxCLPest

Instrument: E2.i

Operator: GHL

Column diameter: 0.53



Data File: E2D0409F.D
 Report Date: 13-May-2002 10:37

Mitkem Corporation

Sample #1 : \\AVOGADRO\USERDATA\Organic\svoa\E2.i\020510F.B\E2D0409F.D
 Sample #2 : \\AVOGADRO\USERDATA\Organic\svoa\E2.i\020510R.B\E2D0409R.D
 Inj Date : 10-MAY-2002 23:07
 Sample Info: AR1248RL5,AR1248RL5,,ar1248.sub
 Misc Info : 1,5,,1
 Cal Date : 13-MAY-2002 07:40
 Operator : GML
 Inst ID : E2.i
 Dil Factor : 1.000000

Method #1 : \\AVOGADRO\USERDATA\Organic\svoa\E2.i\020510F.B\E2_PCB_F.m
 Method #2 : \\AVOGADRO\USERDATA\Organic\svoa\E2.i\020510R.B\E2_PCB_R.m
 Sub List #1 : ar1248.sub
 Sub List #2 : ar1248.sub
 Col #1 Phase : RtxCLPPest 2
 Col #2 Phase : RtxCLPPest

Concentration Formula: Amt * DF * Uf * Vt / (Vo * Vi)

Name	Value	Description
DF	1.000	Dilution Factor
Uf	1.000	Correction factor
Vt	10000.000	Volume of final extract (uL)
Vo	1000.000	Volume of sample extracted (ml)
Vi	1.000	Volume injected (uL)

Compound	RT#1	RT#2	Resp#1	Resp#2	Conc#1 (ug/L)	Conc#2 (ug/L)	Target Range	Ratio
Tetrachloro-m-xylene	6.468	5.067	38627	34462	0.11	0.11		100.00
Aroclor-1248	11.995	11.358	44162	58995	4.0	4.5	80.00- 120.00	100.00
	13.198	12.010	54040	43972	4.6	4.7	102.37- 142.37	122.37
	16.160	13.183	36282	31331	4.8	4.8	62.16- 102.16	82.16
	Average of Peak Amounts =					4.5	4.7	
Decachlorobiphenyl	27.735	22.855	28129	28778	0.093	0.088		100.00

5/13/02

Data File: \\AVOCADRO\USERDATA\Organic\svoa\E2.1\020510F.BYE2D0410F.D

Date : 10-MAY-2002 23:39

Client ID: AR1660RL1

Sample Info: AR1660RL1,AR1660RL1,,ar1660.sub

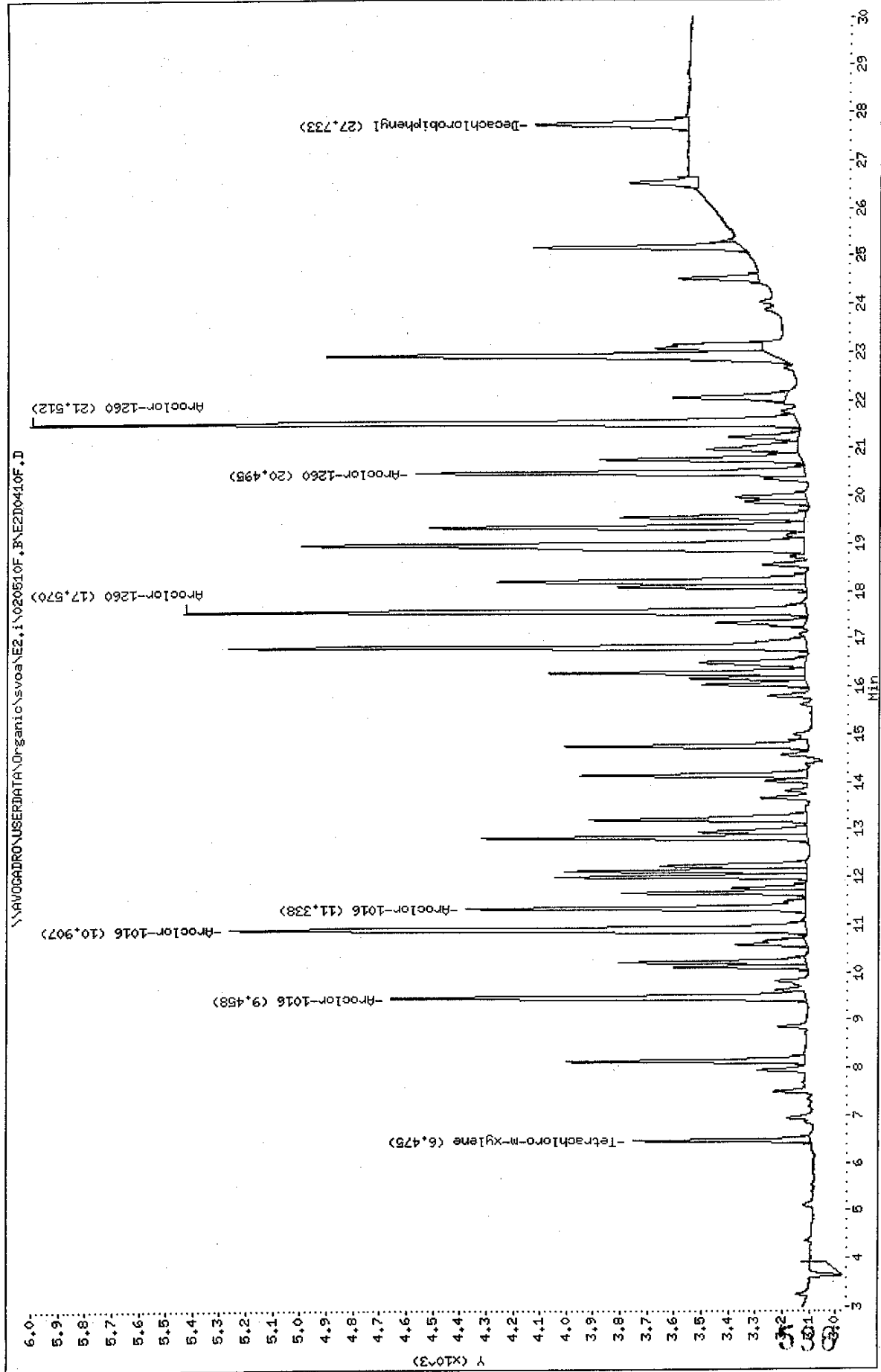
Volume Injected (ul): 1.0

Column phase: RxCCLPPest 2

Instrument: E2.1

Operator: GHL

Column diameter: 0.53



Data File: \\AVOCADRON\USERDATA\Organic\svoa\E2.i\020510R.B\E2I0410R.D

Date: 10-HAY-2002 23:39

Client ID: AR1660RL1

Sample Info: AR1660RL1,AR1660RL1,,ar1660,sub

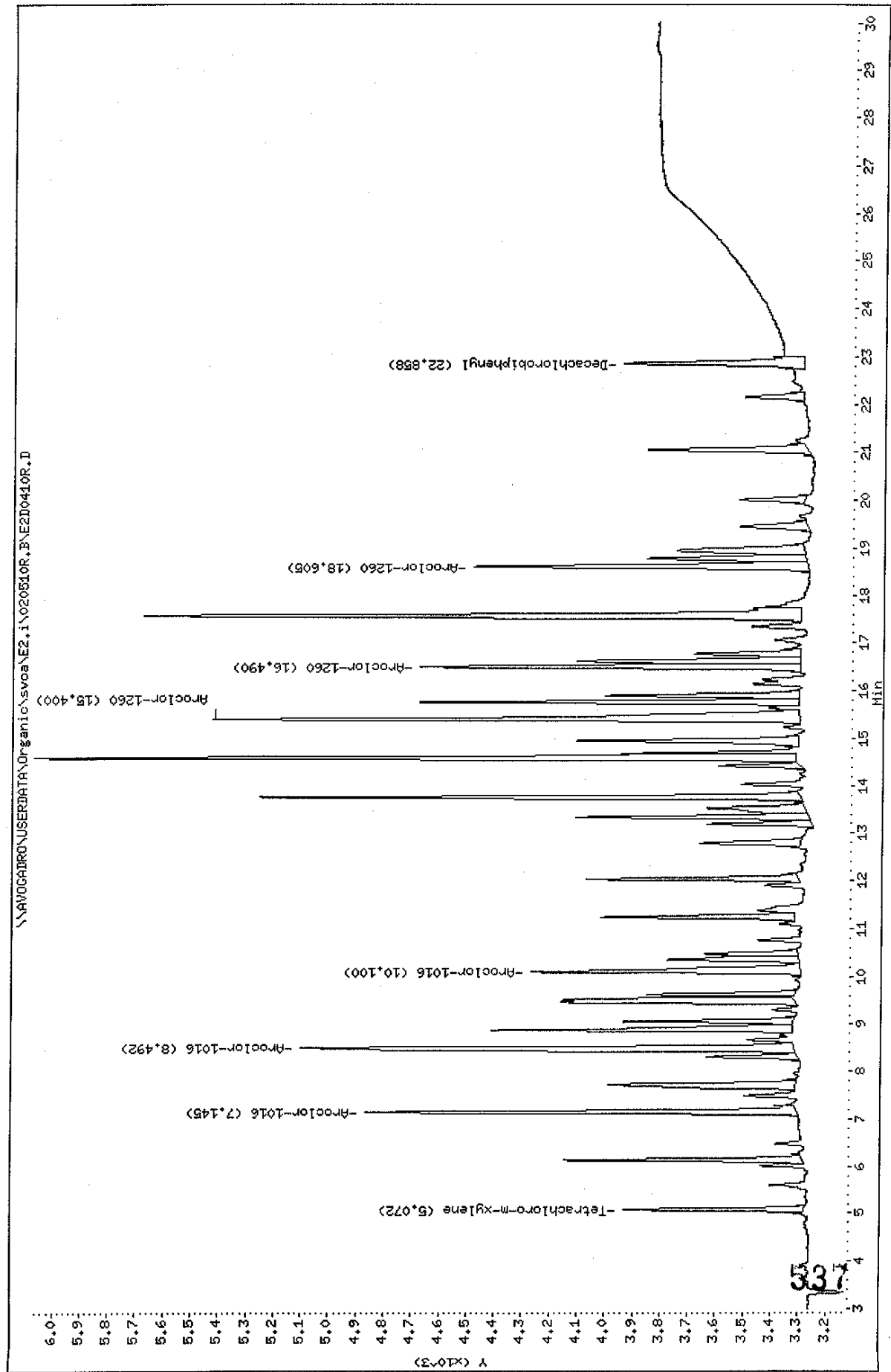
Volume Injected (uL): 1.0

Column phase: RtxCLPPest

Instrument: E2.i

Operator: GHL

Column diameter: 0.53



Data File: E2D0410F.D
 Report Date: 13-May-2002 10:37

Mitkem Corporation

Sample #1 : \\AVOGADRO\USERDATA\Organic\svoa\E2.i\020510F.B\E2D0410F.D
 Sample #2 : \\AVOGADRO\USERDATA\Organic\svoa\E2.i\020510R.B\E2D0410R.D
 Inj Date : 10-MAY-2002 23:39
 Sample Info: AR1660RL1,AR1660RL1,,ar1660.sub
 Misc Info : 1,1,,1
 Cal Date : 13-MAY-2002 07:40
 Operator : GML
 Inst ID : E2.i
 Dil Factor : 1.000000

Method #1 : \\AVOGADRO\USERDATA\Organic\svoa\E2.i\020510F.B\E2_PCB_F.m
 Method #2 : \\AVOGADRO\USERDATA\Organic\svoa\E2.i\020510R.B\E2_PCB_R.m
 Sub List #1 : ar1660.sub
 Sub List #2 : ar1660.sub
 Col #1 Phase : RtxCLPPest 2
 Col #2 Phase : RtxCLPPest

Concentration Formula: Amt * DF * Uf * Vt / (Vo * Vi)

Name	Value	Description
DF	1.000	Dilution Factor
Uf	1.000	Correction factor
Vt	10000.000	Volume of final extract (uL)
Vo	1000.000	Volume of sample extracted (ml)
Vi	1.000	Volume injected (uL)

Compound	RT#1	RT#2	Resp#1	Resp#2	Conc#1 (ug/L)	Conc#2 (ug/L)	Target Range	Ratio
Tetrachloro-m-xylene	6.475	5.072	658	651	0.0019	0.0020		100.00(a)
Aroclor-1016	9.458	7.145	1544	1558	0.10	0.10	80.00- 120.00	100.00(a)
	10.907	8.492	2151	1788	0.10	0.10	171.22- 211.22	139.31(a)
	11.338	10.100	1260	972	0.10	0.10	80.85- 120.85	81.61(a)
	Average of Peak Amounts =				0.10	0.10		
Decachlorobiphenyl	27.733	22.858	573	646	0.0020	0.0021		100.00(a)
Aroclor-1260	17.570	15.400	2322	2123	0.10	0.10	80.00- 120.00	100.00(a)
	20.495	16.490	1446	1374	0.10	0.10	52.80- 92.80	62.27(a)
	21.512	18.605	2857	1211	0.10	0.10	135.23- 175.23	123.04(a)
	Average of Peak Amounts =				0.10	0.10		

Data File: E2D0410F.D
Report Date: 13-May-2002 10:37

QC Flag Legend

a - Target compound detected but, quantitated amount
Below Limit Of Quantitation(BLOQ).

Data File: \\AVOCADRO\USERDATA\Organic\svoa\E2.1\020510F.B\E2D0411F.D

Date : 11-MAY-2002 00:12

Client ID: AR1660RL2

Sample Info: AR1660RL2,AR1660RL2,,ar1660.sub

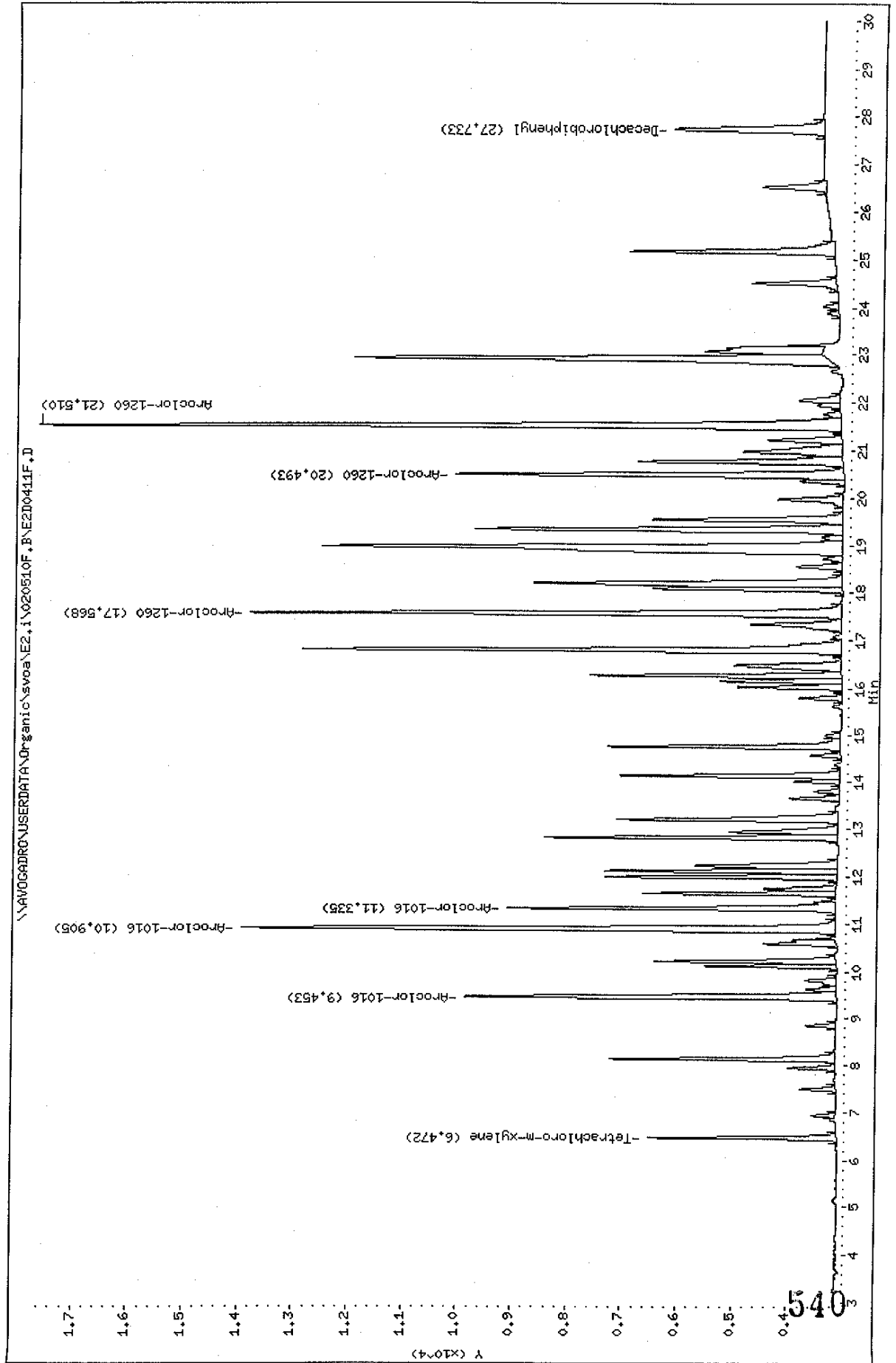
Volume Injected (uL): 1.0

Column phase: RtxCLPest 2

Instrument: E2.i

Operator: GML

Column diameter: 0.53



Data File: \\AVOGADRO\USERDATA\Organic\svoa\E2.i\020510R.B\VE2D041R.D

Date : 11-MAY-2002 00:12

Client ID: AR1660RL2

Sample Info: AR1660RL2,AR1660RL2,,ar1660.sub

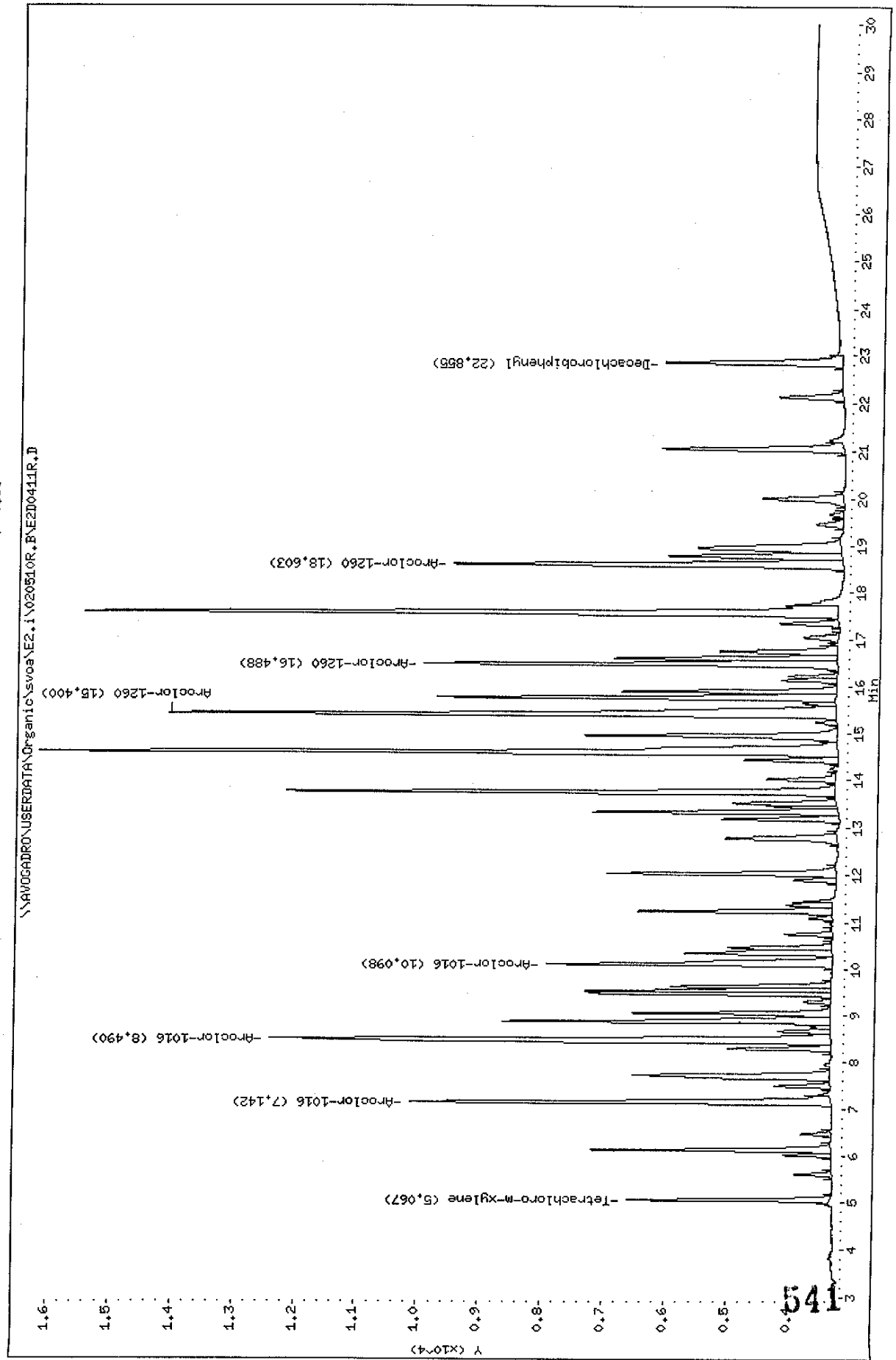
Volume Injected (uL): 1.0

Column phase: RtxCLPest

Instrument: E2.i

Operator: GML

Column diameter: 0.53



Data File: E2D0411F.D
 Report Date: 13-May-2002 10:37

Mitkem Corporation

Sample #1 : \\AVOGADRO\USERDATA\Organic\svoa\E2.i\020510F.B\E2D0411F.D
 Sample #2 : \\AVOGADRO\USERDATA\Organic\svoa\E2.i\020510R.B\E2D0411R.D
 Inj Date : 11-MAY-2002 00:12
 Sample Info: AR1660RL2,AR1660RL2,,ar1660.sub
 Misc Info : 1,2,,1
 Cal Date : 13-MAY-2002 07:40
 Operator : GML
 Inst ID : E2.i
 Dil Factor : 1.000000

Method #1 : \\AVOGADRO\USERDATA\Organic\svoa\E2.i\020510F.B\E2_PCB_F.m
 Method #2 : \\AVOGADRO\USERDATA\Organic\svoa\E2.i\020510R.B\E2_PCB_R.m
 Sub List #1 : ar1660.sub
 Sub List #2 : ar1660.sub
 Col #1 Phase : RtxCLPPest 2
 Col #2 Phase : RtxCLPPest

Concentration Formula: Amt * DF * Uf * Vt / (Vo * Vi)

Name	Value	Description
DF	1.000	Dilution Factor
Uf	1.000	Correction factor
Vt	10000.000	Volume of final extract (uL)
Vo	1000.000	Volume of sample extracted (ml)
Vi	1.000	Volume injected (uL)

Compound	RT#1	RT#2	Resp#1	Resp#2	Conc#1 (ug/L)	Conc#2 (ug/L)	Target Range	Ratio
Tetrachloro-m-xylene	6.472	5.067	3389	3266	0.0097	0.010		100.00 (a)
Aroclor-1016	9.453	7.142	6740	6796	0.47	0.46	80.00- 120.00	100.00 (a)
	10.905	8.490	10789	9064	0.50	0.50	171.22- 211.22	160.07 (a)
	11.335	10.098	5941	4623	0.48	0.49	80.85- 120.85	88.15 (a)
	Average of Peak Amounts =				0.48	0.48		
Decachlorobiphenyl	27.733	22.855	2713	2855	0.0096	0.0095		100.00 (a)
Aroclor-1260	17.568	15.400	10733	10782	0.48	0.50	80.00- 120.00	100.00 (a)
	20.493	16.488	7051	6665	0.49	0.49	52.80- 92.80	65.69 (a)
	21.510	18.603	14529	6269	0.50	0.51	135.23- 175.23	135.37 (a)
	Average of Peak Amounts =				0.49	0.50		

*TTP
5/13/02*

Data File: E2D0411F.D
Report Date: 13-May-2002 10:37

QC Flag Legend

a - Target compound detected but, quantitated amount
Below Limit Of Quantitation(BLOQ).

Data File: \\AVOCADRO\USERDATA\Organic\svoa\E2.i\020510F.B\E2D0412F.D

Date : 11-MAY-2002 00:45

Client ID: AR1660RL3

Sample Info: AR1660RL3.AR1660RL3,,ar1660.sub

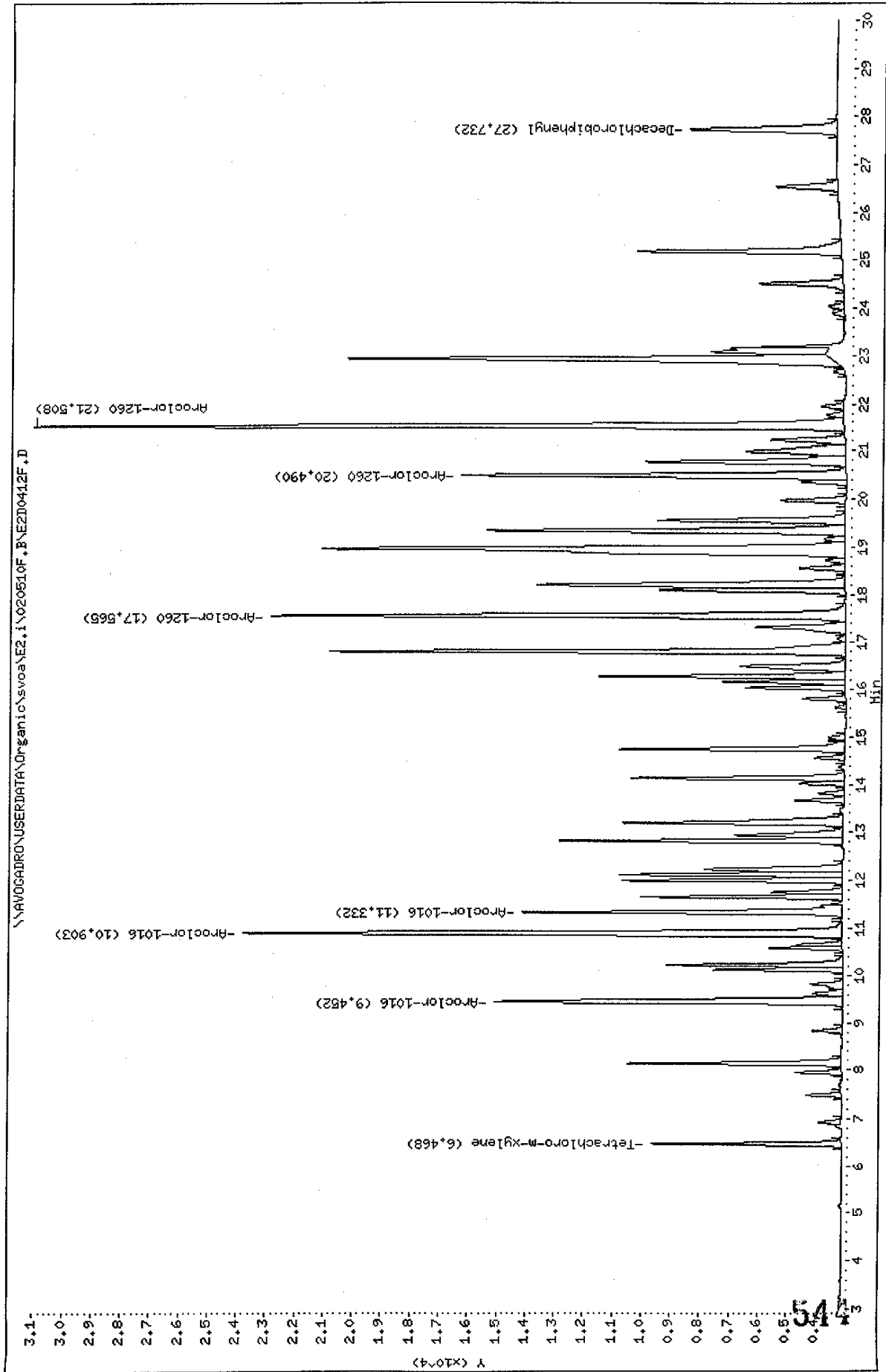
Volume Injected (uL): 1.0

Column phase: RtxCLPest 2

Instrument: E2.i

Operator: GHL

Column diameter: 0.53



Data File: \\NAVOGRADRON\USERDATA\Organic\svoa\E2.i\020510R,B\E2D0412R.D

Date : 11-MAY-2002 00:45

Client ID: AR1660RL3

Sample Info: AR1660RL3,AR1660RL3,,ar1660.sub

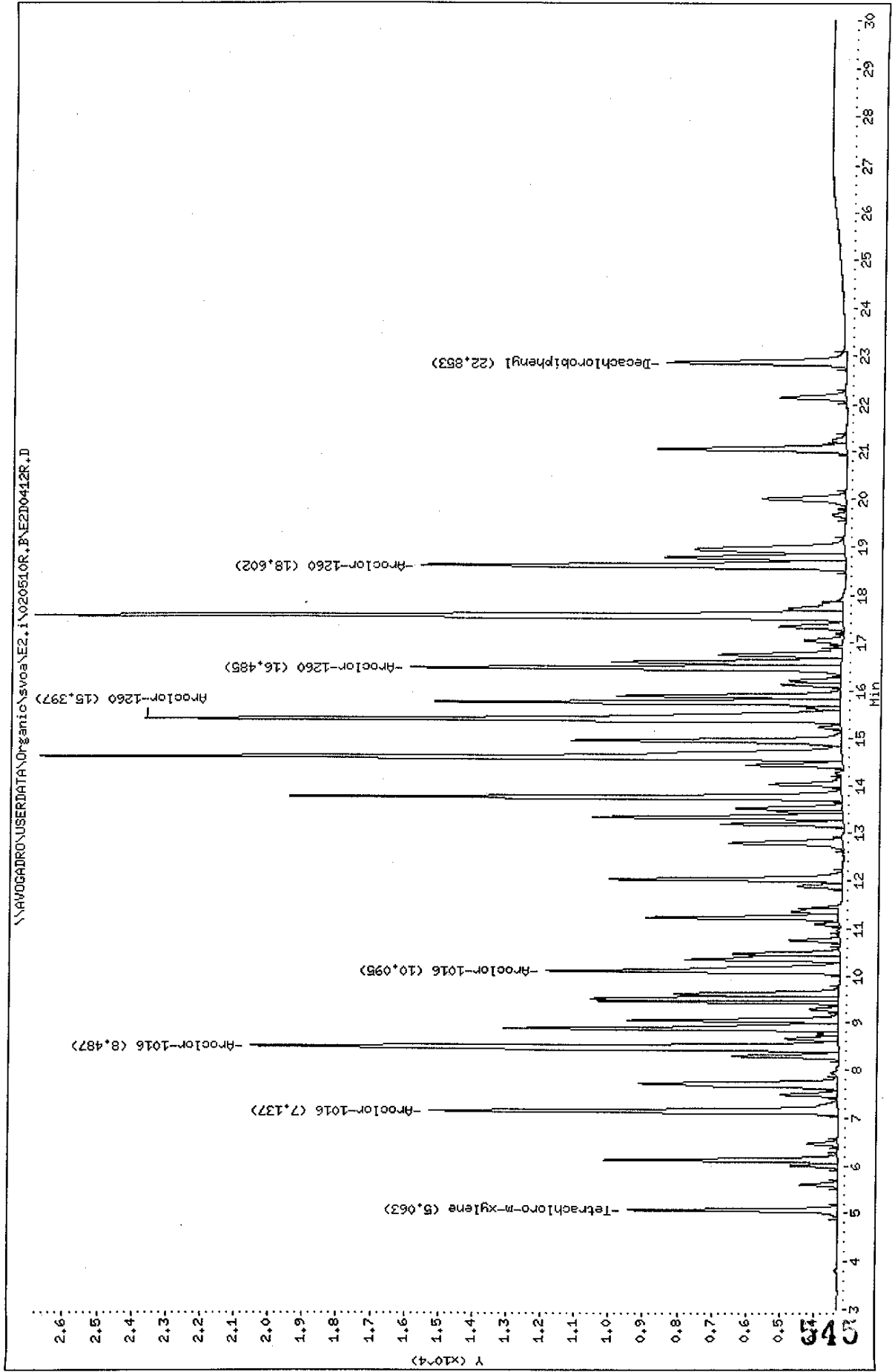
Volume Injected (uL): 1.0

Column phase: RtxCLPPest

Instrument: E2.i

Operator: CHL

Column diameter: 0.53



Data File: E2D0412F.D
 Report Date: 13-May-2002 10:37

Mitkem Corporation

Sample #1 : \\AVOGADRO\USERDATA\Organic\svoa\E2.i\020510F.B\E2D0412F.D
 Sample #2 : \\AVOGADRO\USERDATA\Organic\svoa\E2.i\020510R.B\E2D0412R.D
 Inj Date : 11-MAY-2002 00:45
 Sample Info: AR1660RL3,AR1660RL3,,ar1660.sub
 Misc Info : 1,3,,1
 Cal Date : 13-MAY-2002 07:40
 Operator : GML
 Inst ID : E2.i
 Dil Factor : 1.000000

Method #1 : \\AVOGADRO\USERDATA\Organic\svoa\E2.i\020510F.B\E2_PCB_F.m
 Method #2 : \\AVOGADRO\USERDATA\Organic\svoa\E2.i\020510R.B\E2_PCB_R.m
 Sub List #1 : ar1660.sub
 Sub List #2 : ar1660.sub
 Col #1 Phase : RtxCLPPest 2
 Col #2 Phase : RtxCLPPest

Concentration Formula: Amt * DF * Uf * Vt / (Vo * Vi)

Name	Value	Description
DF	1.000	Dilution Factor
Uf	1.000	Correction factor
Vt	10000.000	Volume of final extract (uL)
Vo	1000.000	Volume of sample extracted (ml)
Vi	1.000	Volume injected (uL)

Compound	RT#1	RT#2	Resp#1	Resp#2	Conc#1 (ug/L)	Conc#2 (ug/L)	Target Range	Ratio
Tetrachloro-m-xylene	6.468	5.063	6510	6129	0.019	0.019		100.00 (a)
Aroclor-1016	9.452	7.137	11985	11975	0.88	0.87	80.00- 120.00	100.00 (a)
	10.903	8.487	20649	17224	0.97	0.97	171.22- 211.22	172.29 (a)
	11.332	10.095	11004	8597	0.93	0.94	80.85- 120.85	91.81 (a)
	Average of Peak Amounts =				0.93	0.93		
Decachlorobiphenyl	27.732	22.853	5054	5245	0.018	0.018		100.00 (a)
Aroclor-1260	17.565	15.397	19793	20372	0.92	0.97	80.00- 120.00	100.00 (a)
	20.490	16.485	13236	12599	0.95	0.95	52.80- 92.80	66.87 (a)
	21.508	18.602	27881	12414	0.98	1.0	135.23- 175.23	140.86 (a)
Average of Peak Amounts =				0.95	0.97			

5/13/02

Data File: E2D0412F.D
Report Date: 13-May-2002 10:37

QC Flag Legend

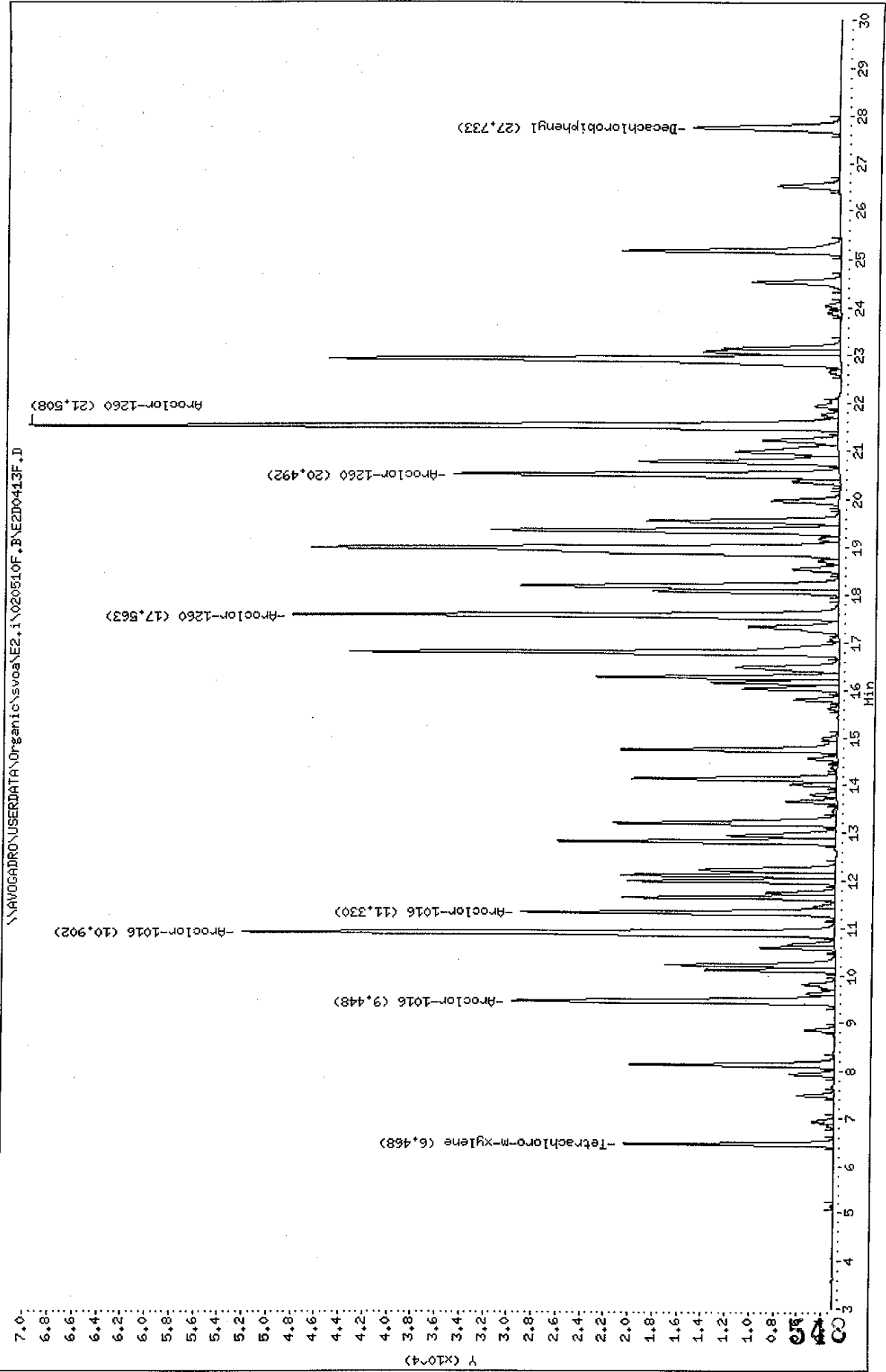
a - Target compound detected but, quantitated amount
Below Limit Of Quantitation(BLOQ).

Data File: \\AVOCADRO\USERDATA\Organic\svoa\E2.i\020510F.B\E2D0413F.D
 Date : 11-MAY-2002 01:18
 Client ID: AR1660RL4
 Sample Info: AR1660RL4,AR1660RL4,,ar1660.sub
 Volume Injected (uL): 1.0
 Column Phase: RtxCLPPest 2

Instrument: E2.i

Operator: GML

Column diameter: 0.53

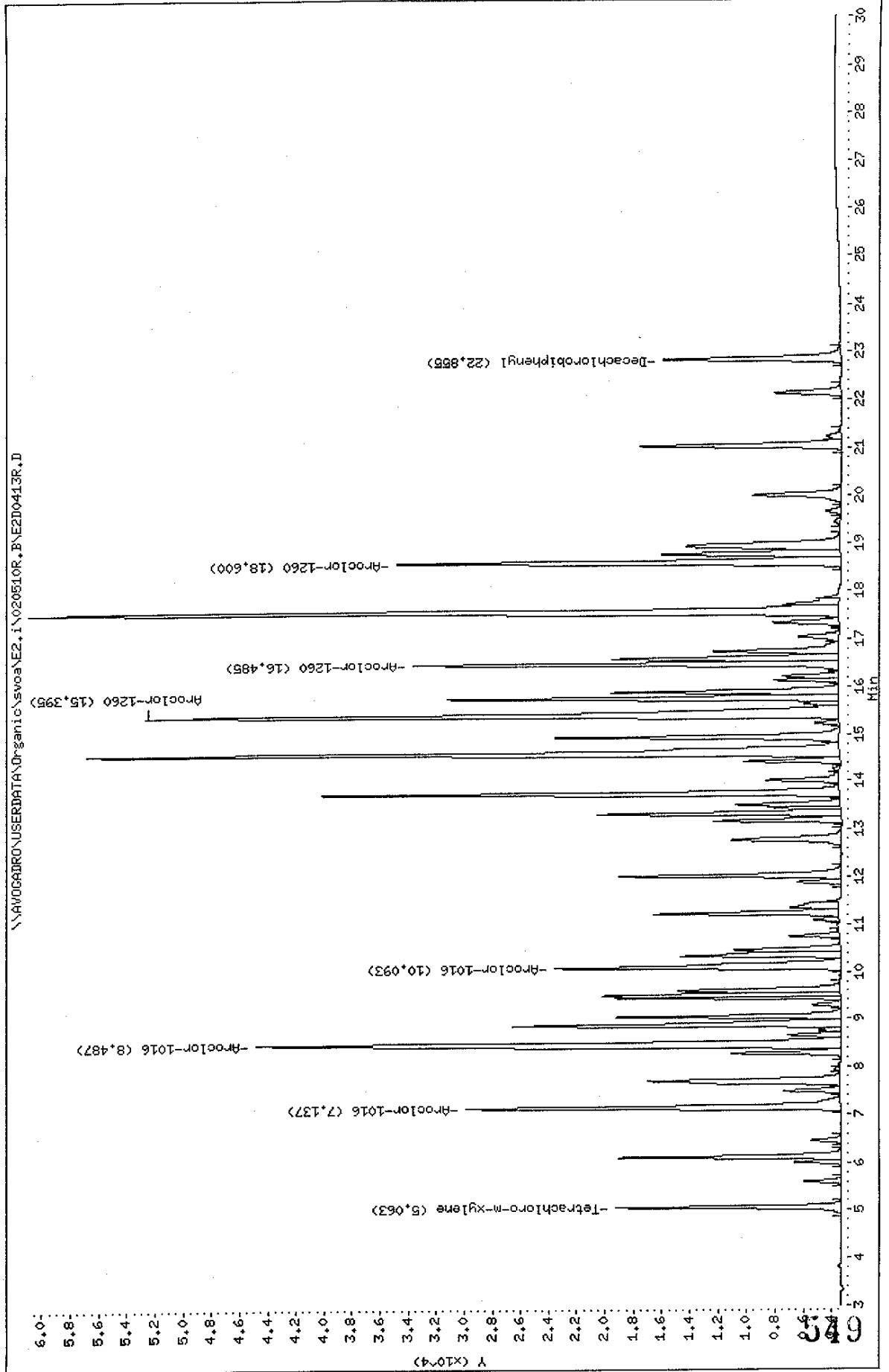


Data File: \\AVOCARDRO\USERDATA\Organic\svoa\E2.i\020510R.B\E2D0413R.D
Date : 11-MAY-2002 01:18
Client ID: AR1660RL4
Sample Info: AR1660RL4,AR1660RL4,,ar1660,sub
Volume Injected (uL): 1.0
Column phase: Rtx:CLPFest

Instrument: E2.i

Operator: GHL

Column diameter: 0.53



Data File: E2D0413F.D
 Report Date: 13-May-2002 10:37

Mitkem Corporation

Sample #1 : \\AVOGADRO\USERDATA\Organic\svoa\E2.i\020510F.B\E2D0413F.D
 Sample #2 : \\AVOGADRO\USERDATA\Organic\svoa\E2.i\020510R.B\E2D0413R.D
 Inj Date : 11-MAY-2002 01:18
 Sample Info: AR1660RL4,AR1660RL4,,ar1660.sub
 Misc Info : 1,4,,1
 Cal Date : 13-MAY-2002 07:40
 Operator : GML
 Inst ID : E2.i
 Dil Factor : 1.000000

Method #1 : \\AVOGADRO\USERDATA\Organic\svoa\E2.i\020510F.B\E2_PCB_F.m
 Method #2 : \\AVOGADRO\USERDATA\Organic\svoa\E2.i\020510R.B\E2_PCB_R.m
 Sub List #1 : ar1660.sub
 Sub List #2 : ar1660.sub
 Col #1 Phase : RtxCLPPest 2
 Col #2 Phase : RtxCLPPest

Concentration Formula: Amt * DF * Uf * Vt / (Vo * Vi)

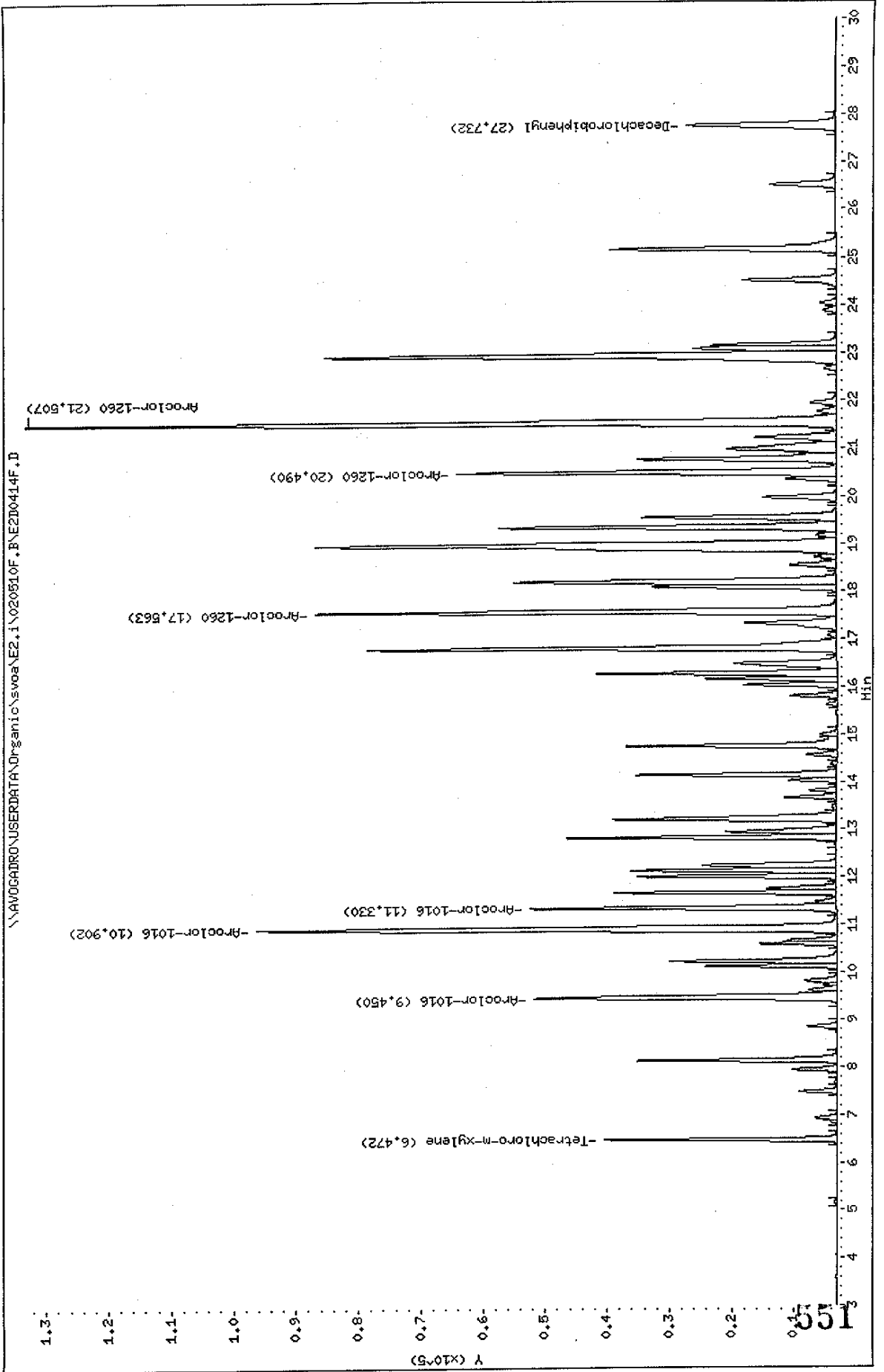
Name	Value	Description
DF	1.000	Dilution Factor
Uf	1.000	Correction factor
Vt	10000.000	Volume of final extract (uL)
Vo	1000.000	Volume of sample extracted (ml)
Vi	1.000	Volume injected (uL)

Compound	RT#1	RT#2	Resp#1	Resp#2	Conc#1 (ug/L)	Conc#2 (ug/L)	Target Range	Ratio
Tetrachloro-m-xylene	6.468	5.063	17359	15866	0.050	0.049		100.00
Aroclor-1016	9.448	7.137	26682	26595	2.1	2.0	80.00- 120.00	100.00
	10.902	8.487	49084	41526	2.4	2.4	171.22- 211.22	183.96
	11.330	10.093	25936	20207	2.3	2.3	80.85- 120.85	97.20
	Average of Peak Amounts =				2.3	2.2		
Decachlorobiphenyl	27.733	22.855	12085	12530	0.045	0.044		100.00(a)
Aroclor-1260	17.563	15.395	45154	49124	2.2	2.4	80.00- 120.00	100.00
	20.492	16.485	31813	30146	2.3	2.3	52.80- 92.80	70.45
	21.508	18.600	66728	31505	2.4	2.5	135.23- 175.23	147.78
	Average of Peak Amounts =				2.3	2.4		

5/13/02

Data File: \\AVOCADRO\USERDATA\Organic\svoa\E2.i\020510F,B\E2D0414F.D
 Date : 11-MAY-2002 04:51
 Client ID: AR1660RL5
 Sample Info: AR1660RL5,AR1660RL5,,ar1660.sub
 Volume Injected (ul): 1.0
 Column phase: RtxCLPFest 2

Instrument: E2.i
 Operator: GHL
 Column diameter: 0.53

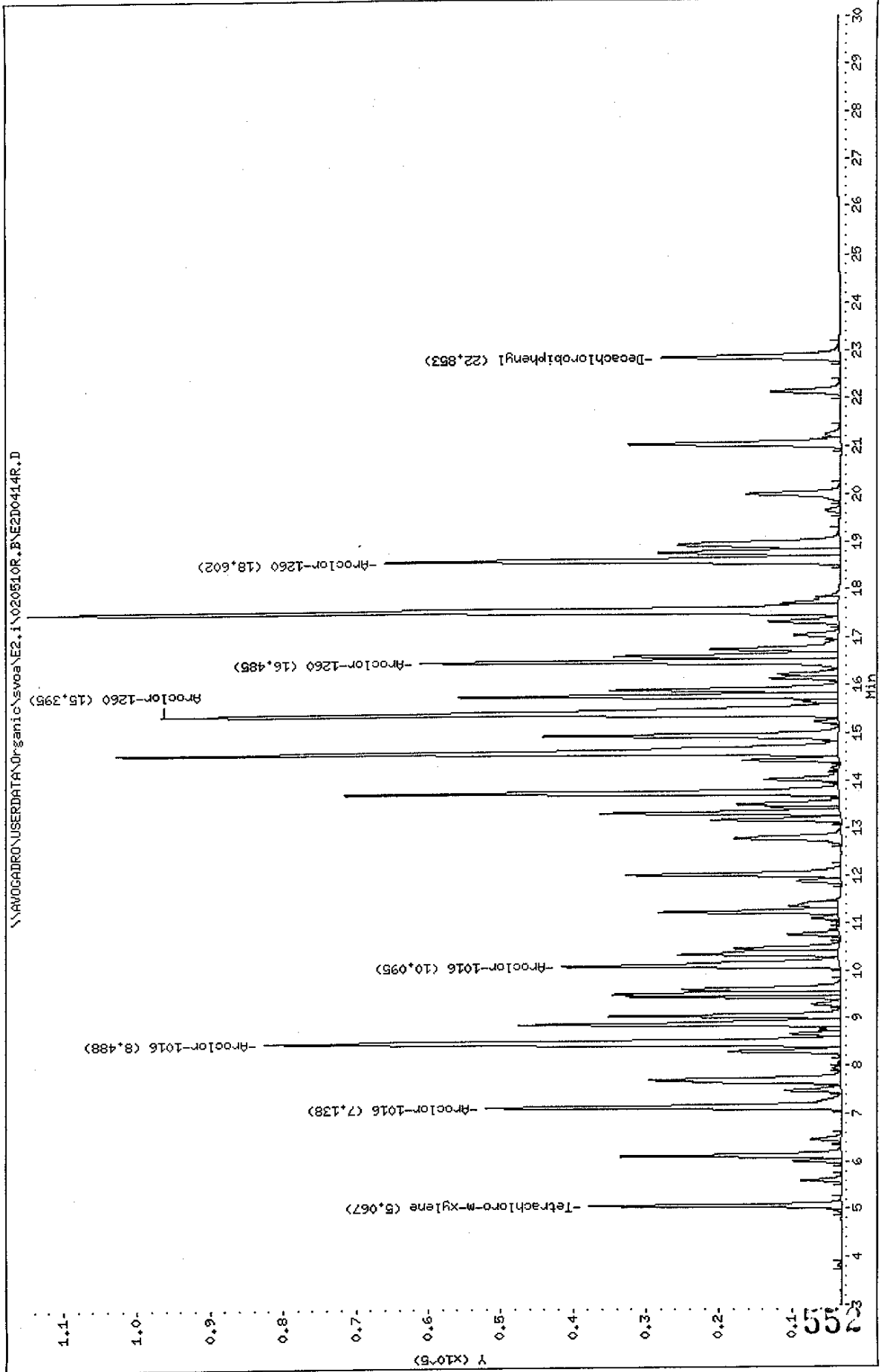


Data File: \\AVOCADRO\USERDATA\Organic\svoa\E2.1\020510R.B\VE2D0414R.D
Date : 11-MAY-2002 01:51
Client ID: AR1660RL5
Sample Info: AR1660RL5,AR1660RL5,,ar1660.sub
Volume Injected (uL): 1.0
Column phase: RtxCLPPest

Instrument: E2.i

Operator: GML

Column diameter: 0.53



Data File: E2D0414F.D
 Report Date: 13-May-2002 10:37

Mitkem Corporation

Sample #1 : \\AVOGADRO\USERDATA\Organic\svoa\E2.i\020510F.B\E2D0414F.D
 Sample #2 : \\AVOGADRO\USERDATA\Organic\svoa\E2.i\020510R.B\E2D0414R.D
 Inj Date : 11-MAY-2002 01:51
 Sample Info: AR1660RL5,AR1660RL5,,ar1660.sub
 Misc Info : 1,5,,1
 Cal Date : 13-MAY-2002 07:40
 Operator : GML
 Inst ID : E2.i
 Dil Factor : 1.000000

Method #1 : \\AVOGADRO\USERDATA\Organic\svoa\E2.i\020510F.B\E2_PCB_F.m
 Method #2 : \\AVOGADRO\USERDATA\Organic\svoa\E2.i\020510R.B\E2_PCB_R.m
 Sub List #1 : ar1660.sub
 Sub List #2 : ar1660.sub
 Col #1 Phase : RtxCLPPest 2
 Col #2 Phase : RtxCLPPest

Concentration Formula: Amt * DF * Uf * Vt / (Vo * Vi)

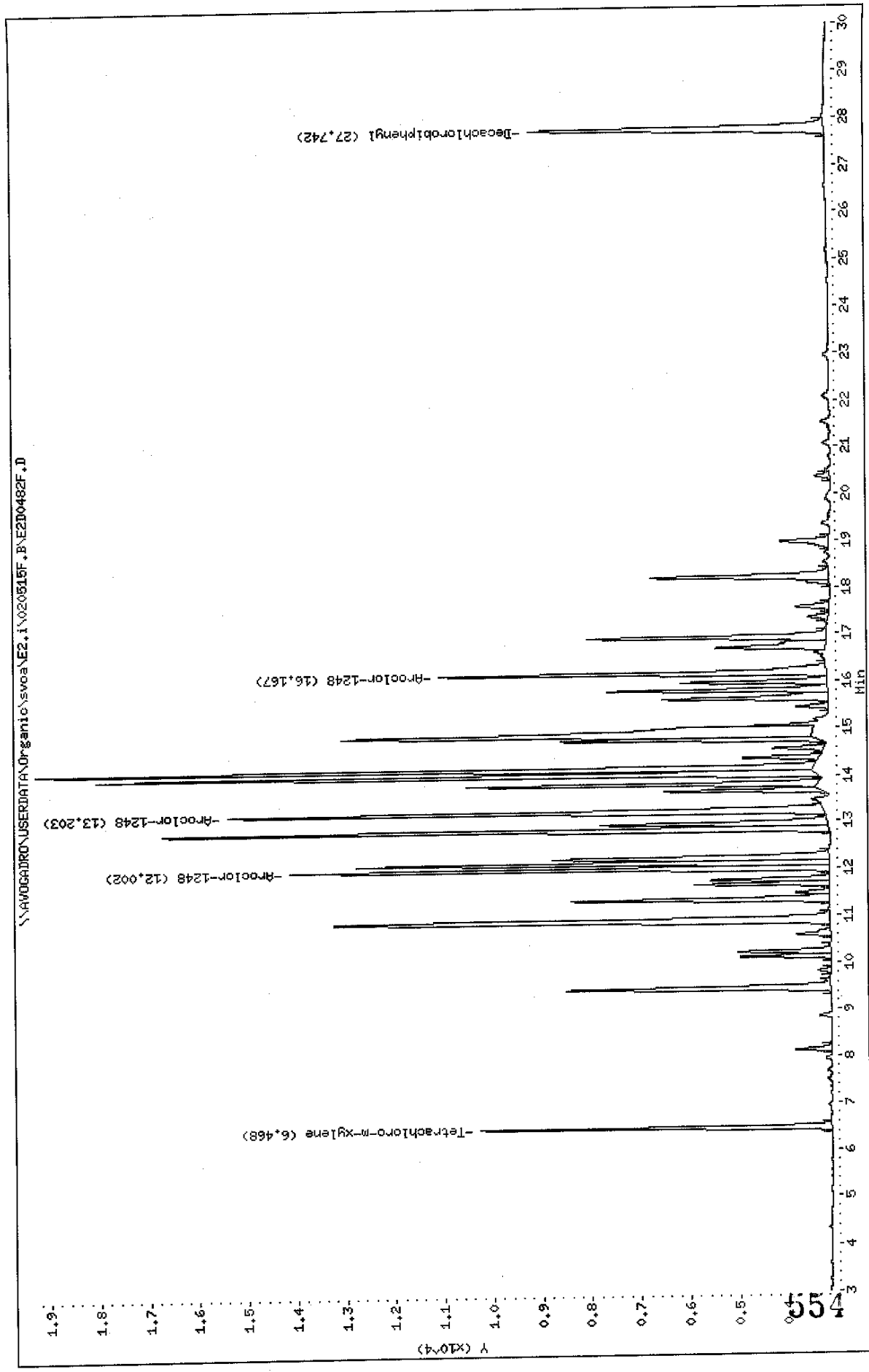
Name	Value	Description
DF	1.000	Dilution Factor
Uf	1.000	Correction factor
Vt	10000.000	Volume of final extract (uL)
Vo	1000.000	Volume of sample extracted (ml)
Vi	1.000	Volume injected (uL)

Compound	RT#1	RT#2	Resp#1	Resp#2	Conc#1 (ug/L)	Conc#2 (ug/L)	Target Range	Ratio
Tetrachloro-m-xylene	6.472	5.067	37366	34569	0.11	0.11		100.00
Aroclor-1016	9.450	7.138	48766	48892	4.0	4.0	80.00- 120.00	100.00
	10.902	8.488	93250	79244	4.6	4.6	171.22- 211.22	191.22
	11.330	10.095	49181	38057	4.4	4.4	80.85- 120.85	100.85
	Average of Peak Amounts =				4.3	4.3		
Decachlorobiphenyl	27.732	22.853	23705	24475	0.092	0.090		100.00
Aroclor-1260	17.563	15.395	83771	92948	4.2	4.6	80.00- 120.00	100.00
	20.490	16.485	60984	57412	4.6	4.5	52.80- 92.80	72.80
	21.507	18.602	130034	62558	4.7	5.0	135.23- 175.23	155.23
	Average of Peak Amounts =				4.5	4.7		

*JM
4/13/02*

Data File: \\AVOCARDRO\USERDATA\Organic\svoa\E2.i\020915F,B\E2ID0482F.D
Date: 15-MAY-2002 10:29
Client ID: AR1248RA
Sample Info: AR1248RA,AR1248RA,,ar1248.sub
Volume Injected (uL): 1.0
Column phase: RtxCLPPest 2

Instrument: E2.i
Operator: CHL
Column diameter: 0.53



Data File: \\AVOCADRO\USERDATA\Organic\svoa\NE2.1\020615R.F\NE2D0482R.D

Date : 15-MAY-2002 10:29

Client ID: AR1248RA

Sample Info: AR1248RA,AR1248RA,,ar1248.sub

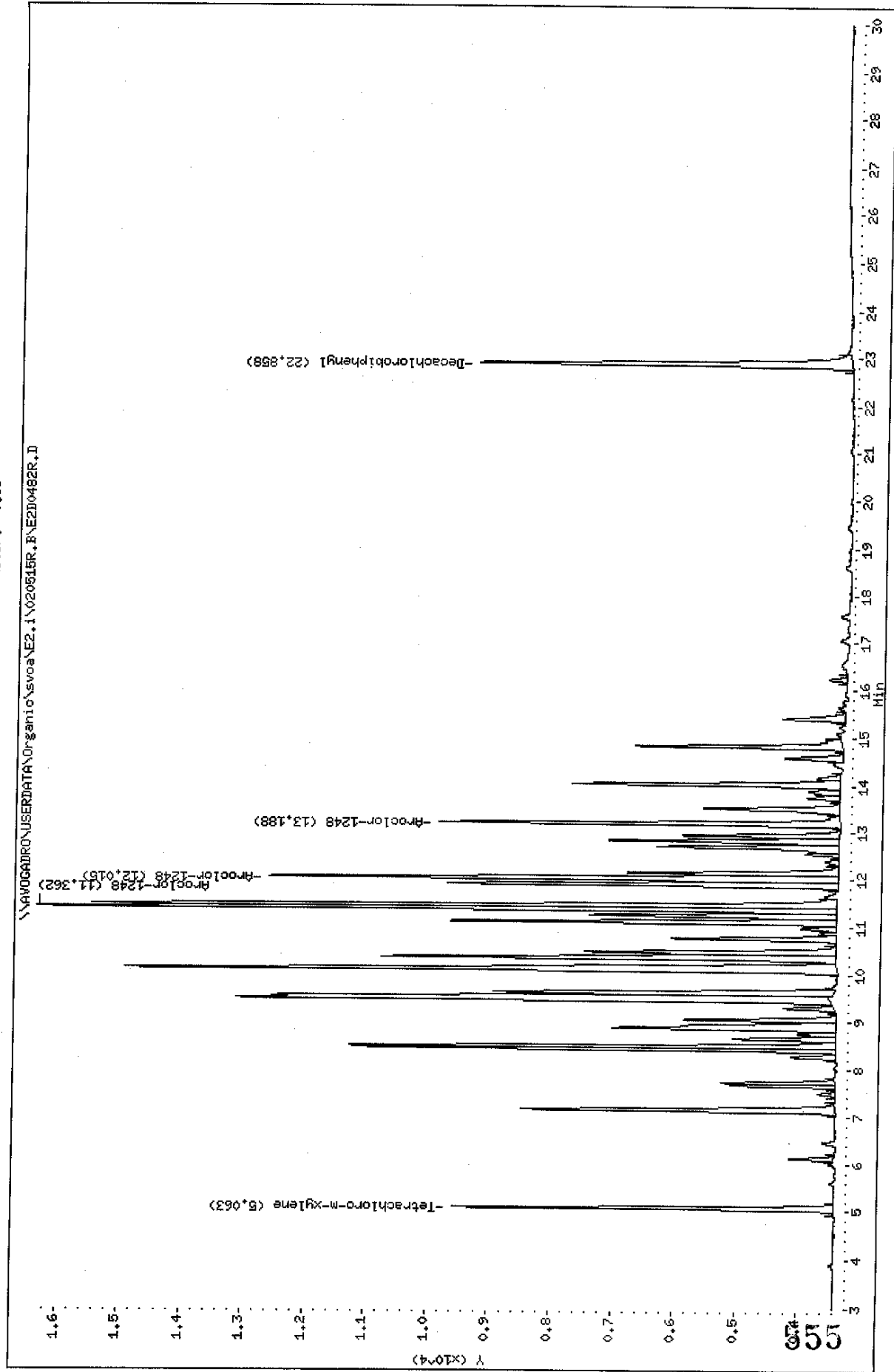
Volume Injected (uL): 1.0

Column phase: RtxCLPPest

Instrument: E2.i

Operator: GHL

Column diameter: 0.53



Data File: E2D0482F.D
 Report Date: 20-May-2002 10:31

Mitkem Corporation

Sample #1 : \\AVOGADRO\USERDATA\Organic\svoa\E2.i\020515F.B\E2D0482F.D
 Sample #2 : \\AVOGADRO\USERDATA\Organic\svoa\E2.i\020515R.B\E2D0482R.D
 Inj Date : 15-MAY-2002 10:29
 Sample Info: AR1248RA,AR1248RA,,ar1248.sub
 Misc Info : 2,3,,1
 Cal Date : 15-MAY-2002 12:30
 Operator : GML
 Inst ID : E2.i
 Dil Factor : 1.000000

Method #1 : \\AVOGADRO\USERDATA\Organic\svoa\E2.i\020515F.B\E2_PCB_F.m
 Method #2 : \\AVOGADRO\USERDATA\Organic\svoa\E2.i\020515R.B\E2_PCB_R.m
 Sub List #1 : ar1248.sub
 Sub List #2 : ar1248.sub
 Col #1 Phase : RtxCLPPest 2
 Col #2 Phase : RtxCLPPest

Concentration Formula: Amt * DF * Uf * Vt / (Vo * Vi)

Name	Value	Description
DF	1.000	Dilution Factor
Uf	1.000	Correction factor
Vt	10000.000	Volume of final extract (uL)
Vo	1000.000	Volume of sample extracted (ml)
Vi	1.000	Volume injected (uL)

Compound	RT#1	RT#2	Resp#1	Resp#2	Conc#1 (ug/L)	Conc#2 (ug/L)	Target Range	Ratio
Tetrachloro-m-xylene	6.468	5.063	7140	6163	0.021	0.019		100.00 (a)
Aroclor-1248	12.002	11.362	10985	12941	1.0	0.98	80.00- 120.00	100.00
	13.203	12.015	12146	9224	1.0	0.98	90.53- 130.53	110.57
	16.167	13.188	7880	6492	1.0	0.99	51.03- 91.03	71.73
	Average of Peak Amounts =				1.0	0.98		
Decachlorobiphenyl	27.742	22.858	6012	6018	0.023	0.022		100.00 (a)

3/15/02

QC Flag Legend

a - Target compound detected but, quantitated amount
 Below Limit Of Quantitation(BLOQ).

Data File: \\AVOCADRO\USERDATA\Organic\svoa\NE2.i\020615F.B\E2D0483F.D

Date : 15-MAY-2002 11:02

Client ID: AR1254RA

Sample Info: AR1254RA,AR1254RA,,ar1254.sub

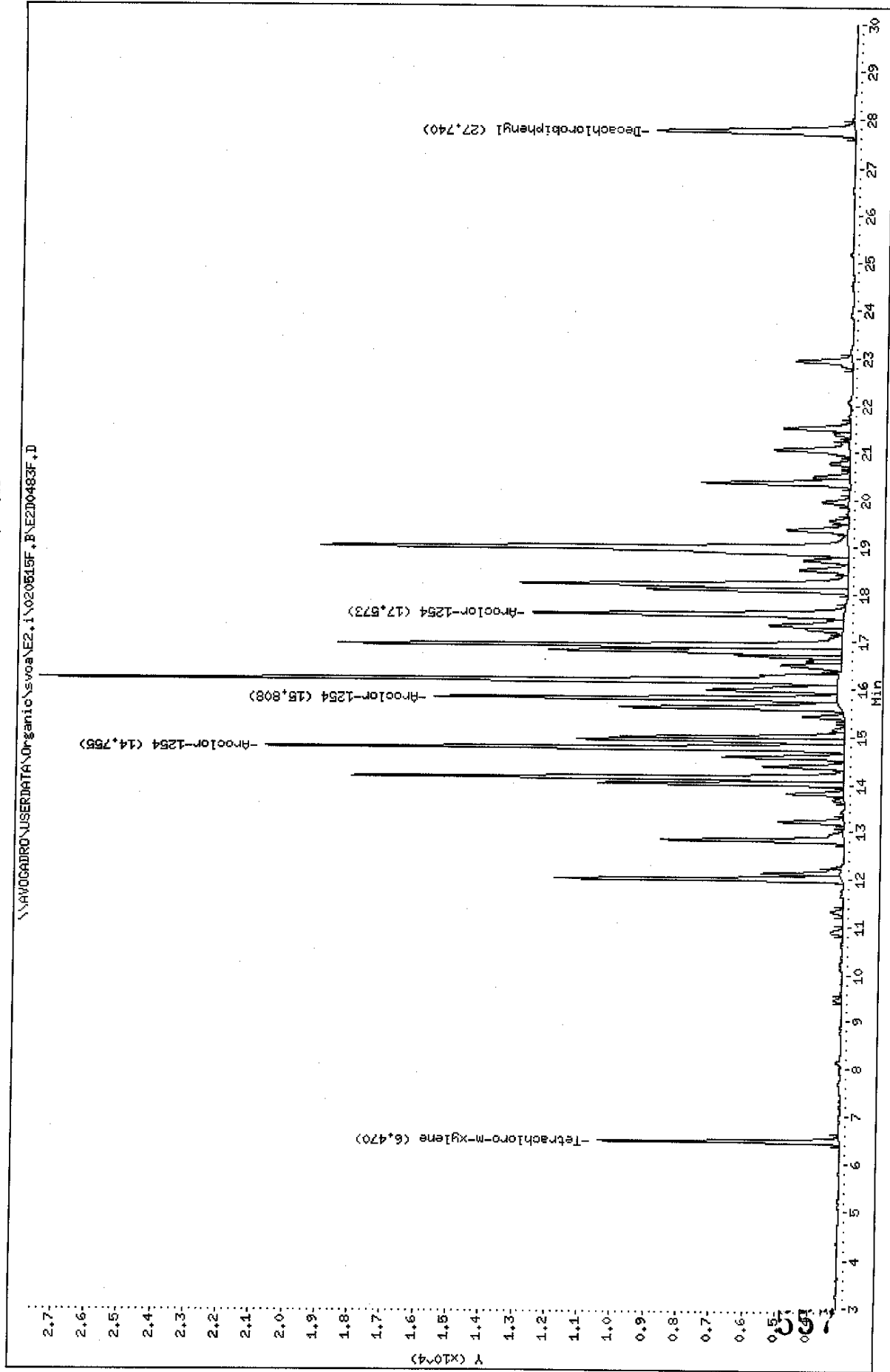
Volume Injected (uL): 1.0

Column phase: RtxCLPest 2

Instrument: E2.i

Operator: GML

Column diameter: 0.53

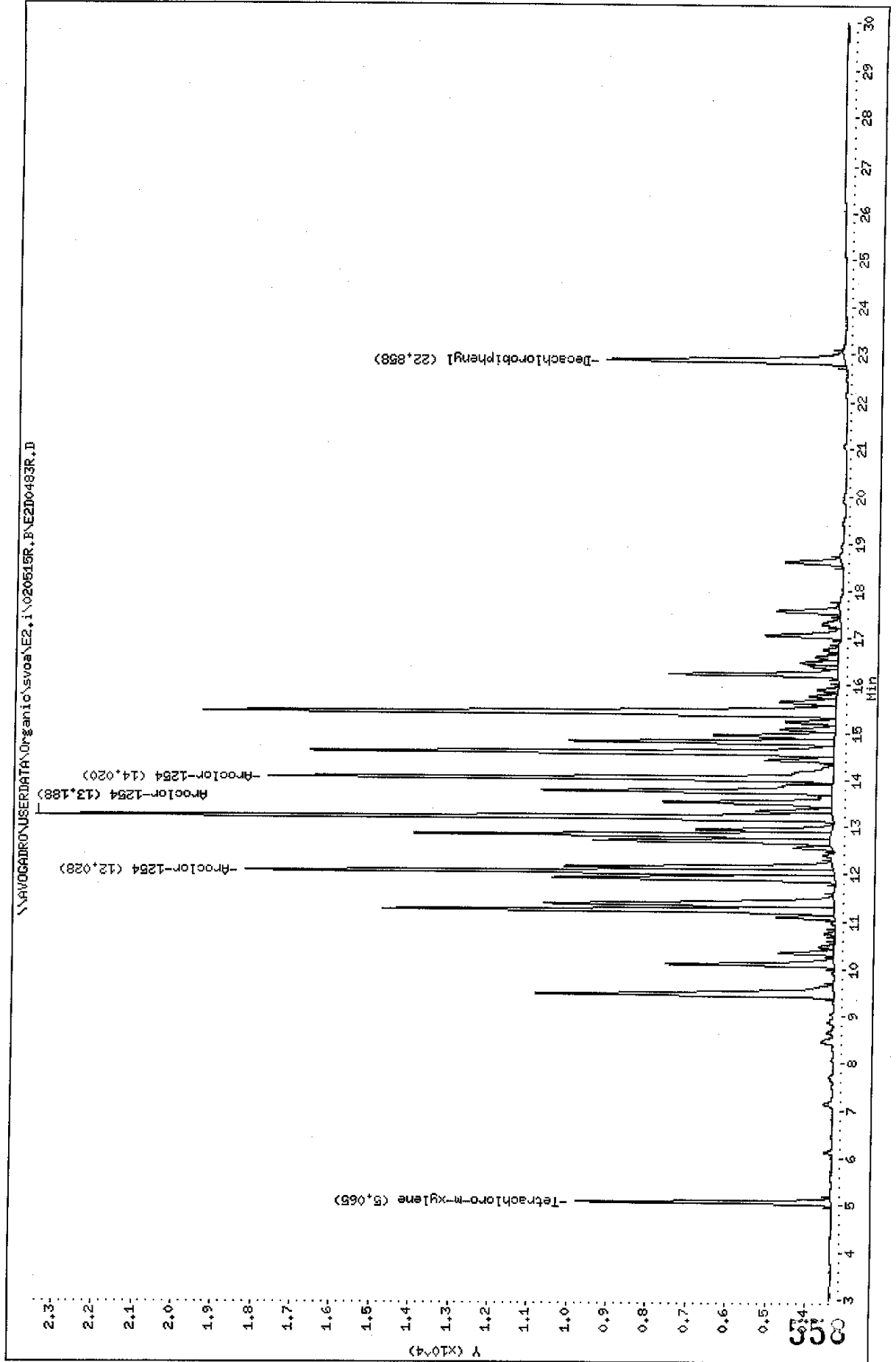


Data File: \\AVOCADRO\USERDATA\Organic\svoa\E2.i\20615R.FVE2D0483R.D
Date: 15-MAY-2002 11:02
Client ID: AR1254RA
Sample Info: AR1254RA,AR1254RA,,ar1254.sub
Volume Injected (ul): 1.0
Column phase: RtxCLPPest

Instrument: E2.i

Operator: CHL

Column diameter: 0.53



Data File: E2D0483F.D
 Report Date: 20-May-2002 10:31

Mitkem Corporation

Sample #1 : \\AVOGADRO\USERDATA\Organic\svoa\E2.i\020515F.B\E2D0483F.D
 Sample #2 : \\AVOGADRO\USERDATA\Organic\svoa\E2.i\020515R.B\E2D0483R.D
 Inj Date : 15-MAY-2002 11:02
 Sample Info: AR1254RA,AR1254RA,,ar1254.sub
 Misc Info : 2,3,,1
 Cal Date : 15-MAY-2002 12:30
 Operator : GML
 Inst ID : E2.i
 Dil Factor : 1.000000

Method #1 : \\AVOGADRO\USERDATA\Organic\svoa\E2.i\020515F.B\E2_PCB_F.m
 Method #2 : \\AVOGADRO\USERDATA\Organic\svoa\E2.i\020515R.B\E2_PCB_R.m
 Sub List #1 : ar1254.sub
 Sub List #2 : ar1254.sub
 Col #1 Phase : RtxCLPPest 2
 Col #2 Phase : RtxCLPPest

Concentration Formula: Amt * DF * Uf * Vt / (Vo * Vi)

Name	Value	Description
DF	1.000	Dilution Factor
Uf	1.000	Correction factor
Vt	10000.000	Volume of final extract (uL)
Vo	1000.000	Volume of sample extracted (ml)
Vi	1.000	Volume injected (uL)

Compound	RT#1	RT#2	Resp#1	Resp#2	Conc#1 (ug/L)	Conc#2 (ug/L)	Target Range	Ratio
Tetrachloro-m-xylene	6.470	5.065	7324	6401	0.021	0.020		100.00 (a)
Decachlorobiphenyl	27.740	22.858	5985	5988	0.023	0.022		100.00 (a)
Aroclor-1254	14.755	12.028	17579	14836	1.0	1.0	80.00- 120.00	100.00
	15.808	13.188	12237	20075	1.0	1.0	50.14- 90.14	69.61
	17.573	14.020	9447	14250	1.0	1.0	34.40- 74.40	53.74
Average of Peak Amounts =					1.0	1.0		

*JTC
5/20/02*

QC Flag Legend

a - Target compound detected but, quantitated amount
 Below Limit Of Quantitation(BLOQ).

Data File: \\NAVOGADRO\USERDATA\Organic\svoa\E2.i\020515F.B\E2D0484F.D

Date : 15-MAY-2002 11:35

Client ID: AR16608A

Sample Info: AR16608A,AR16608A,,ar1660.sub

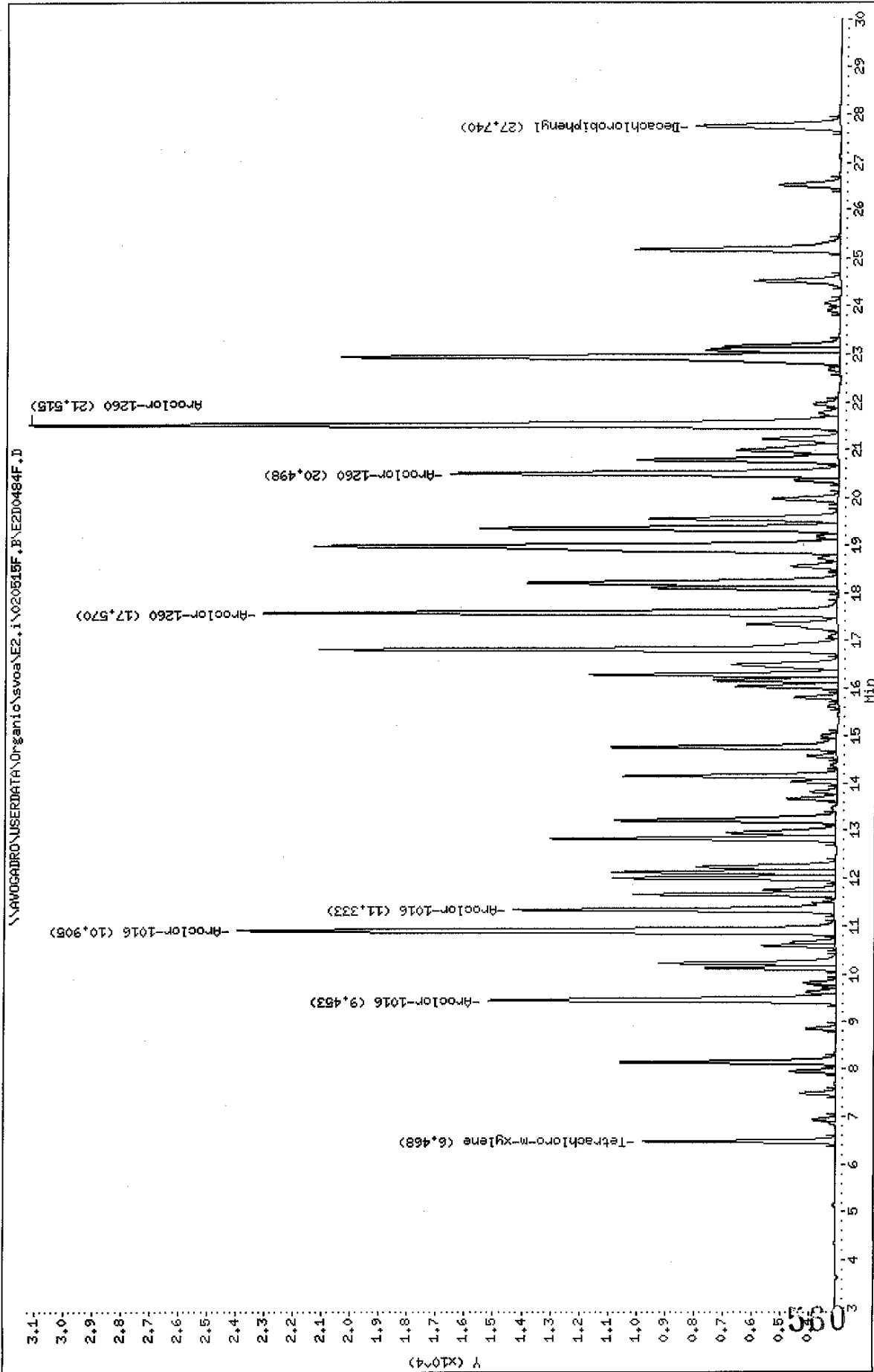
Volume Injected (ul): 1.0

Column phase: RtxCLPest 2

Instrument: E2.i

Operator: GHL

Column diameter: 0.53



Data File: \\AVOCADRO\USERDATA\Organic\svoa\E2.i\020515R.BAE2D0484R.D

Date: 15-MAY-2002 11:35

Client ID: AR1660RA

Sample Info: AR1660RA,AR1660RA,,ar1660.sub

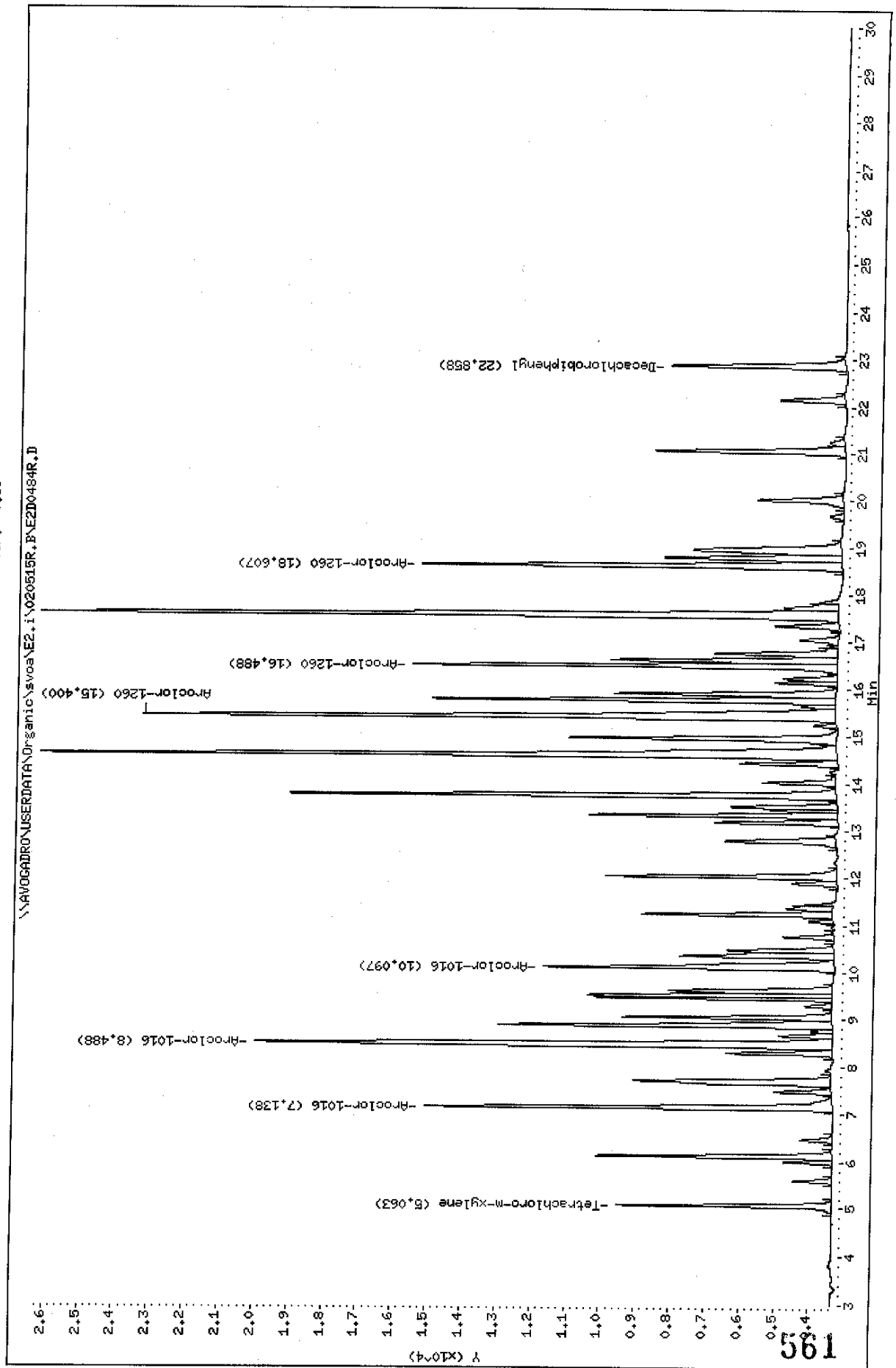
Volume Injected (uL): 1.0

Column phase: RtxCLPPest

Instrument: E2.i

Operator: GHL

Column diameter: 0.53



Data File: E2D0484F.D
 Report Date: 20-May-2002 10:31

Mitkem Corporation

Sample #1 : \\AVOGADRO\USERDATA\Organic\svoa\E2.i\020515F.B\E2D0484F.D
 Sample #2 : \\AVOGADRO\USERDATA\Organic\svoa\E2.i\020515R.B\E2D0484R.D
 Inj Date : 15-MAY-2002 11:35
 Sample Info: AR1660RA,AR1660RA,,ar1660.sub
 Misc Info : 2,3,,1
 Cal Date : 15-MAY-2002 12:30
 Operator : GML
 Inst ID : E2.i
 Dil Factor : 1.000000

Method #1 : \\AVOGADRO\USERDATA\Organic\svoa\E2.i\020515F.B\E2_PCB_F.m
 Method #2 : \\AVOGADRO\USERDATA\Organic\svoa\E2.i\020515R.B\E2_PCB_R.m
 Sub List #1 : ar1660.sub
 Sub List #2 : ar1660.sub
 Col #1 Phase : RtxCLPPest 2
 Col #2 Phase : RtxCLPPest

Concentration Formula: Amt * DF * Uf * Vt / (Vo * Vi)

Name	Value	Description
DF	1.000	Dilution Factor
Uf	1.000	Correction factor
Vt	10000.000	Volume of final extract (uL)
Vo	1000.000	Volume of sample extracted (ml)
Vi	1.000	Volume injected (uL)

Compound	RT#1	RT#2	Resp#1	Resp#2	Conc#1 (ug/L)	Conc#2 (ug/L)	Target Range	Ratio
Tetrachloro-m-xylene	6.468	5.063	6699	6140	0.020	0.019		100.00(a)
Aroclor-1016	9.453	7.138	12130	11697	0.99	0.95	80.00- 120.00	100.00
	10.905	8.488	20865	16592	1.0	0.97	152.69- 192.69	172.01
	11.333	10.097	11190	8351	1.0	0.96	72.81- 112.81	92.25
	Average of Peak Amounts =				1.00	0.96		
Decachlorobiphenyl	27.740	22.858	4996	4980	0.019	0.018		100.00(a)
Aroclor-1260	17.570	15.400	20013	19899	1.0	0.98	80.00- 120.00	100.00
	20.498	16.488	13522	12176	1.0	0.96	46.86- 86.86	67.57
	21.515	18.607	28157	12047	1.0	0.97	122.10- 162.10	140.69
	Average of Peak Amounts =				1.0	0.97		

Handwritten note: 5/16/02

Data File: E2D0484F.D
Report Date: 20-May-2002 10:31

QC Flag Legend

a - Target compound detected but, quantitated amount
Below Limit Of Quantitation(BLOQ).

Data File: \\NAVOGARDRO\USERDATA\Organic\svoa\E2.i\020515F.B\E2I0499F.D

Date: 15-MAY-2002 13:48

Client ID: AR1248RB

Sample Info: AR1248RB,AR1248RB,,ar1248,sub

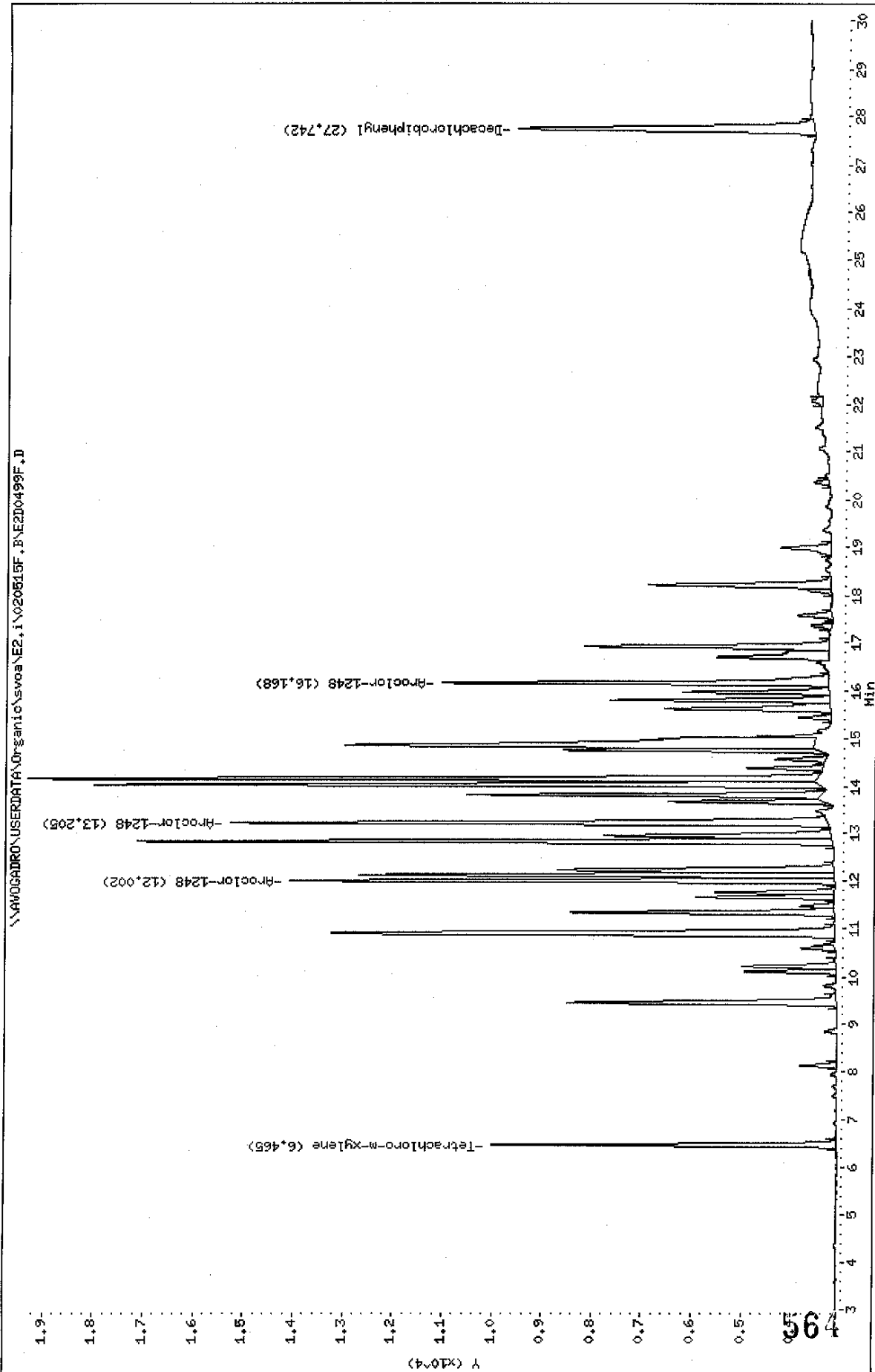
Volume Injected (uL): 1.0

Column phase: RtXCLPFest 2

Instrument: E2.i

Operator: GHL

Column diameter: 0.53

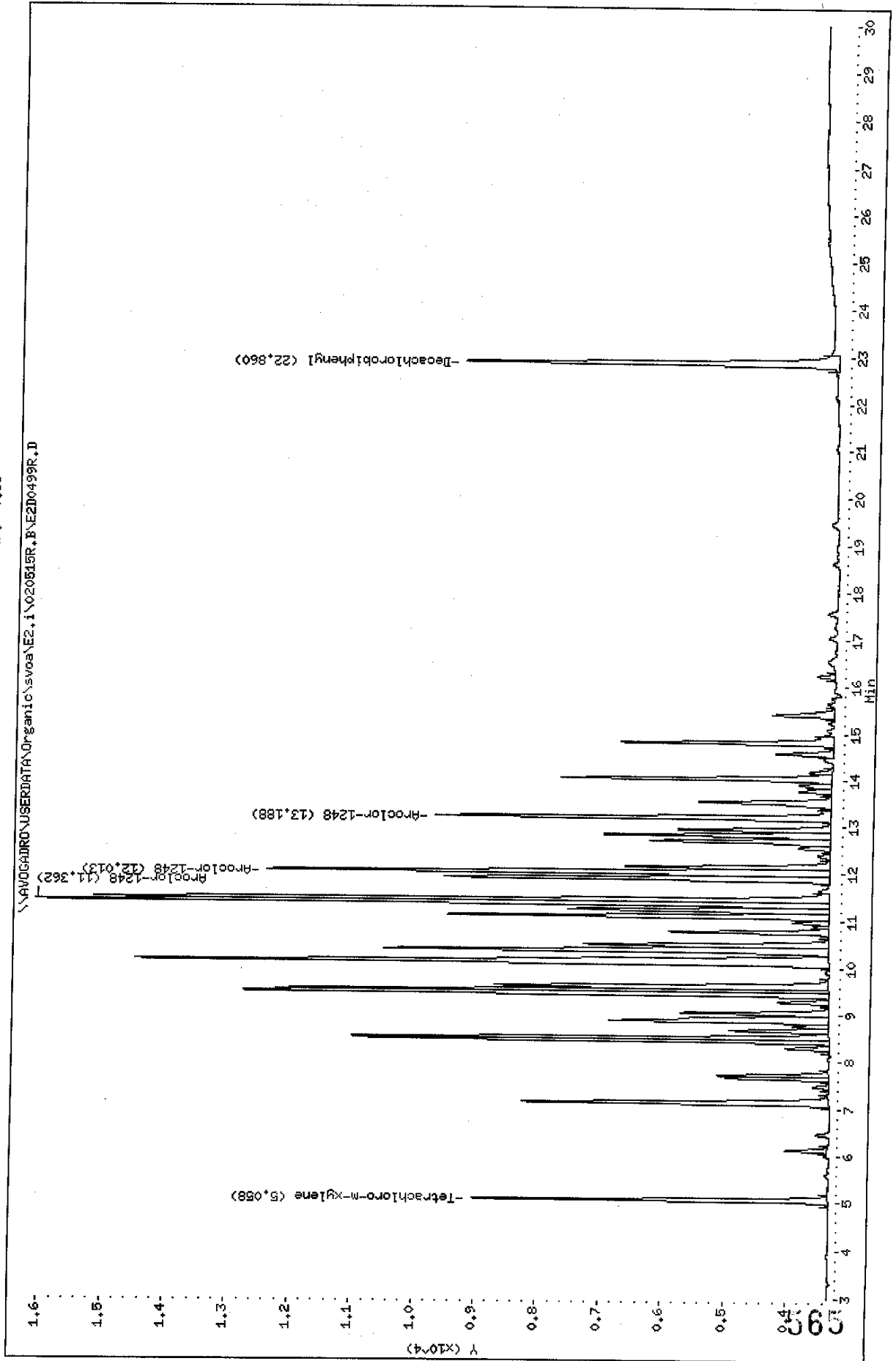


Data File: \\NAVOGADRO\USERDATA\Organic\svoa\E2.i\020515R.B\E2D0499R.D
Date : 15-MAY-2002 19:48
Client ID: AR1248RB
Sample Info: AR1248RB.AR1248R.sub
Volume Injected (ul): 1.0
Column phase: RtxCLPPest

Instrument: E2.i

Operator: GML

Column diameter: 0.53



Data File: E2D0499F.D
 Report Date: 20-May-2002 10:32

Mitkem Corporation

Sample #1 : \\AVOGADRO\USERDATA\Organic\svoa\E2.i\020515F.B\E2D0499F.D
 Sample #2 : \\AVOGADRO\USERDATA\Organic\svoa\E2.i\020515R.B\E2D0499R.D
 Inj Date : 15-MAY-2002 19:48
 Sample Info: AR1248RB,AR1248RB,,ar1248.sub
 Misc Info : 2,3,,1
 Cal Date : 16-MAY-2002 08:24
 Operator : GML
 Inst ID : E2.i
 Dil Factor : 1.000000

Method #1 : \\AVOGADRO\USERDATA\Organic\svoa\E2.i\020515F.B\E2_PCB_F.m
 Method #2 : \\AVOGADRO\USERDATA\Organic\svoa\E2.i\020515R.B\E2_PCB_R.m
 Sub List #1 : ar1248.sub
 Sub List #2 : ar1248.sub
 Col #1 Phase : RtxCLPPest 2
 Col #2 Phase : RtxCLPPest

Concentration Formula: $Amt * DF * Uf * Vt / (Vo * Vi)$

Name	Value	Description
DF	1.000	Dilution Factor
Uf	1.000	Correction factor
Vt	10000.000	Volume of final extract (uL)
Vo	1000.000	Volume of sample extracted (ml)
Vi	1.000	Volume injected (uL)

Compound	RT#1	RT#2	Resp#1	Resp#2	Conc#1 (ug/L)	Conc#2 (ug/L)	Target Range	Ratio
Tetrachloro-m-xylene	6.465	5.058	6917	5710	0.020	0.018		100.00(a)
Aroclor-1248	12.002	11.362	10912	12721	1.0	0.97	80.00- 120.00	100.00
	13.205	12.013	12009	9038	1.0	0.96	90.53- 130.53	110.05
	16.168	13.188	7750	6346	1.0	0.97	51.03- 91.03	71.02
	Average of Peak Amounts =				1.0	0.97		
Decachlorobiphenyl	27.742	22.860	5925	5975	0.023	0.022		100.00(a)

5/21/02

QC Flag Legend

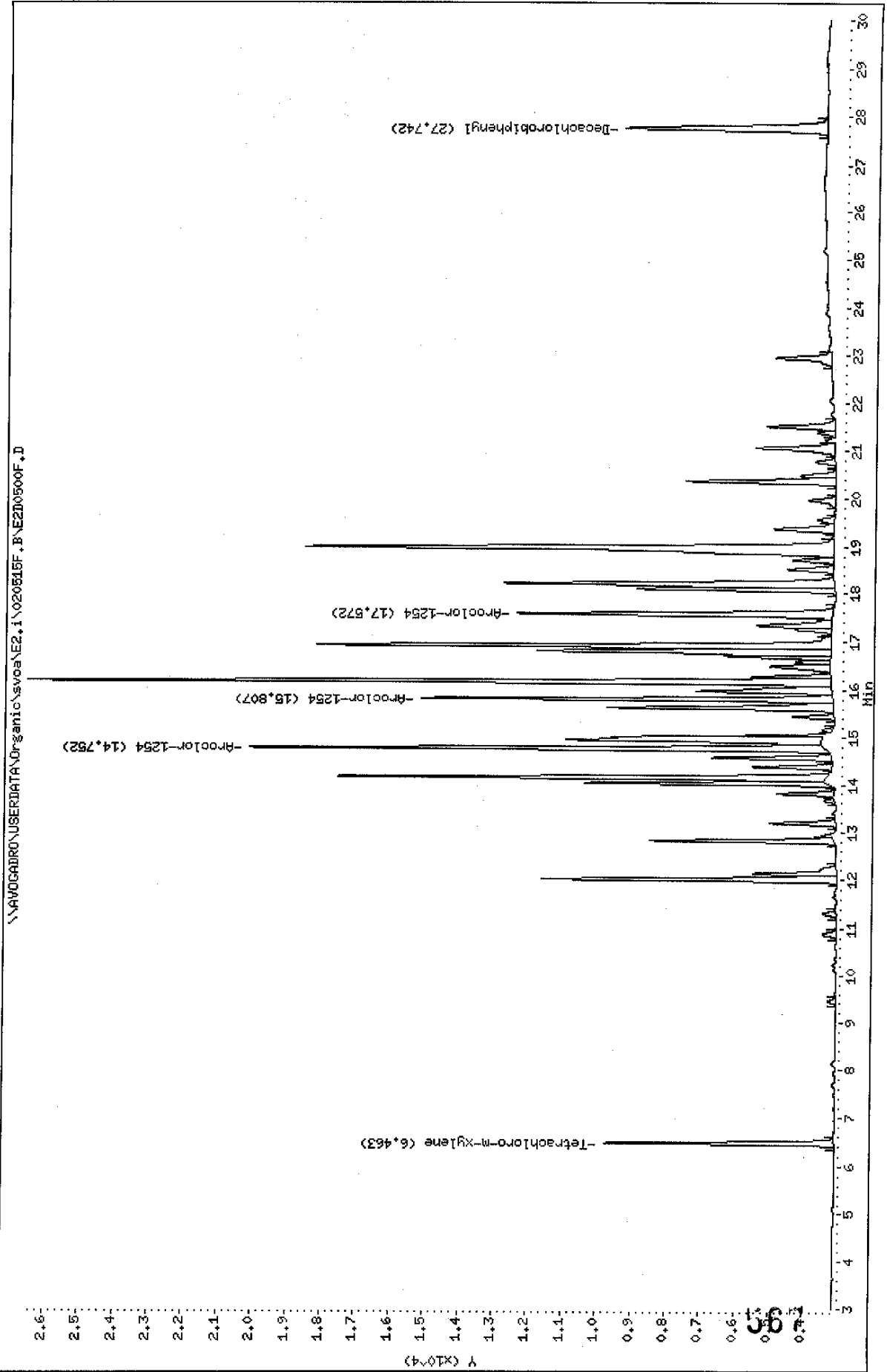
a - Target compound detected but, quantitated amount
 Below Limit Of Quantitation(BLOQ).

Data File: \\AVOCADRO\USERDATA\Organic\svoa\E2.1\020515F.B\E2D0500F.D
Date: 15-MAY-2002 20:21
Client ID: AR1254RB
Sample Info: AR1254RB,AR1254RB,,ar1254.sub
Volume Injected (ul.): 1.0
Column phase: RtxCLPPast 2

Instrument: E2.1

Operator: GHL

Column diameter: 0.53

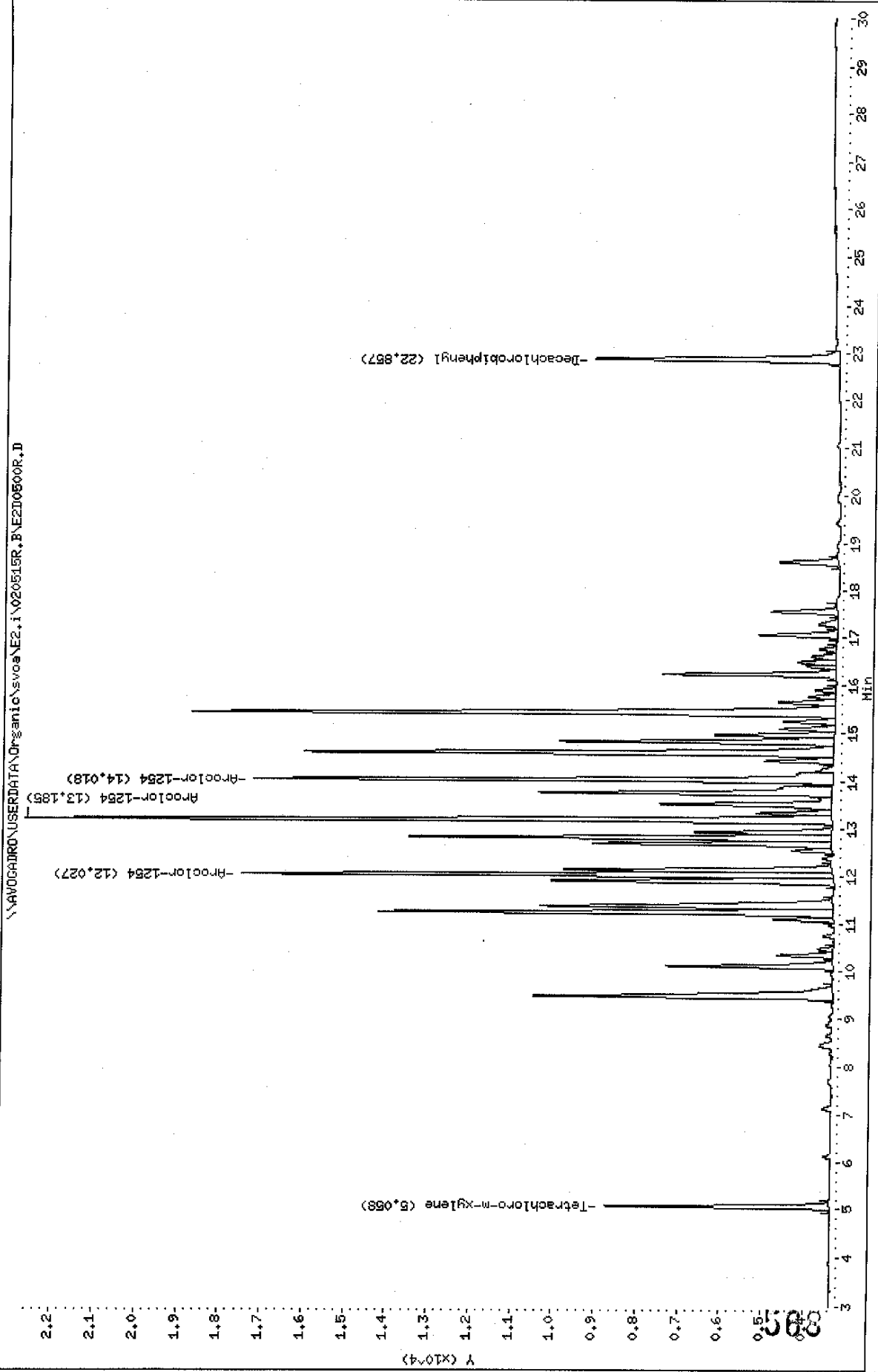


Data File: \\AVOCARDRO\USERDATA\Organic\svoa\E2.1\020515R.P\E2D0500R.D
Date : 15-MAY-2002 20:21
Client ID: AR1254RB
Sample Info: AR1254RB,AR1254RB,,ar1254.sub
Volume Injected (uL): 1.0
Column phase: RtxCLPPest

Instrument: E2.1

Operator: GML

Column diameter: 0.53



Data File: E2D0500F.D
 Report Date: 20-May-2002 10:32

Mitkem Corporation

Sample #1 : \\AVOGADRO\USERDATA\Organic\svoa\E2.i\020515F.B\E2D0500F.D
 Sample #2 : \\AVOGADRO\USERDATA\Organic\svoa\E2.i\020515R.B\E2D0500R.D
 Inj Date : 15-MAY-2002 20:21
 Sample Info: AR1254RB,AR1254RB,,ar1254.sub
 Misc Info : 2,3,,1
 Cal Date : 16-MAY-2002 08:24
 Operator : GML
 Inst ID : E2.i
 Dil Factor : 1.000000

Method #1 : \\AVOGADRO\USERDATA\Organic\svoa\E2.i\020515F.B\E2_PCB_F.m
 Method #2 : \\AVOGADRO\USERDATA\Organic\svoa\E2.i\020515R.B\E2_PCB_R.m
 Sub List #1 : ar1254.sub
 Sub List #2 : ar1254.sub
 Col #1 Phase : RtxCLPPest 2
 Col #2 Phase : RtxCLPPest

Concentration Formula: Amt * DF * Uf * Vt / (Vo * Vi)

Name	Value	Description
DF	1.000	Dilution Factor
Uf	1.000	Correction factor
Vt	10000.000	Volume of final extract (uL)
Vo	1000.000	Volume of sample extracted (ml)
Vi	1.000	Volume injected (uL)

Compound	RT#1	RT#2	Resp#1	Resp#2	Conc#1 (ug/L)	Conc#2 (ug/L)	Target Range	Ratio
Tetrachloro-m-xylene	6.463	5.058	6624	5357	0.019	0.016		100.00(a)
Decachlorobiphenyl	27.742	22.857	5818	5804	0.022	0.021		100.00(a)
Aroclor-1254	14.752	12.027	16687	14129	1.00	0.96	80.00- 120.00	100.00
	15.807	13.185	11890	19272	1.0	0.99	50.14- 90.14	71.25
	17.572	14.018	9121	13843	1.0	0.99	34.40- 74.40	54.66
Average of Peak Amounts =					1.0	0.98		

Peak

QC Flag Legend

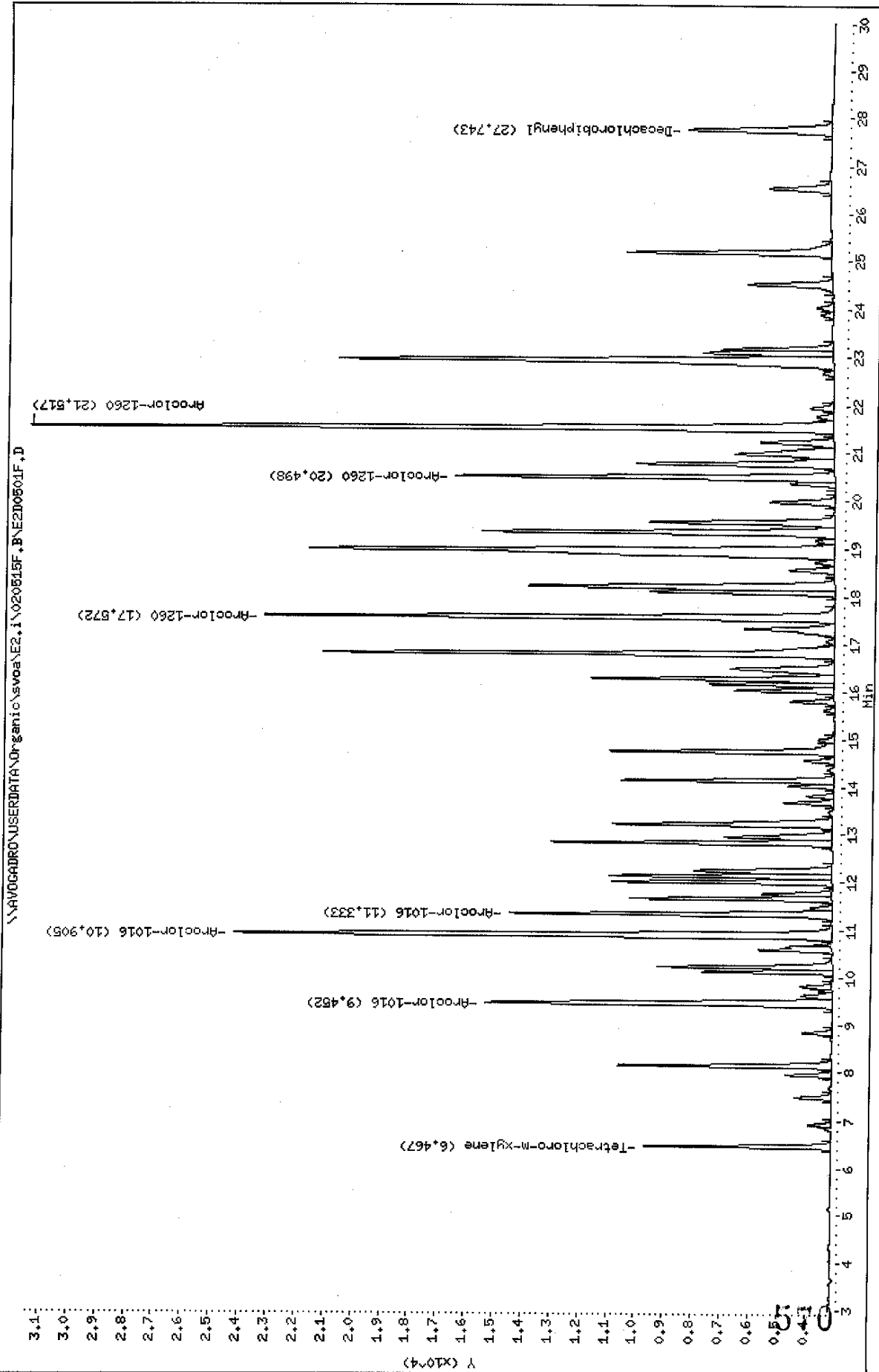
a - Target compound detected but, quantitated amount
 Below Limit Of Quantitation(BLOQ).

Data File: \\AVOCADRO\USERDATA\Organic\svoc\NE2.1\020515F.B\NE2D0501F.D
Date : 15-MAY-2002 20:54
Client ID: AR1660RB
Sample Info: AR1660RB,AR1660RB,,ar1660.sub
Volume Injected (uL): 1.0
Column phase: RtxCLPest 2

Instrument: E2.1

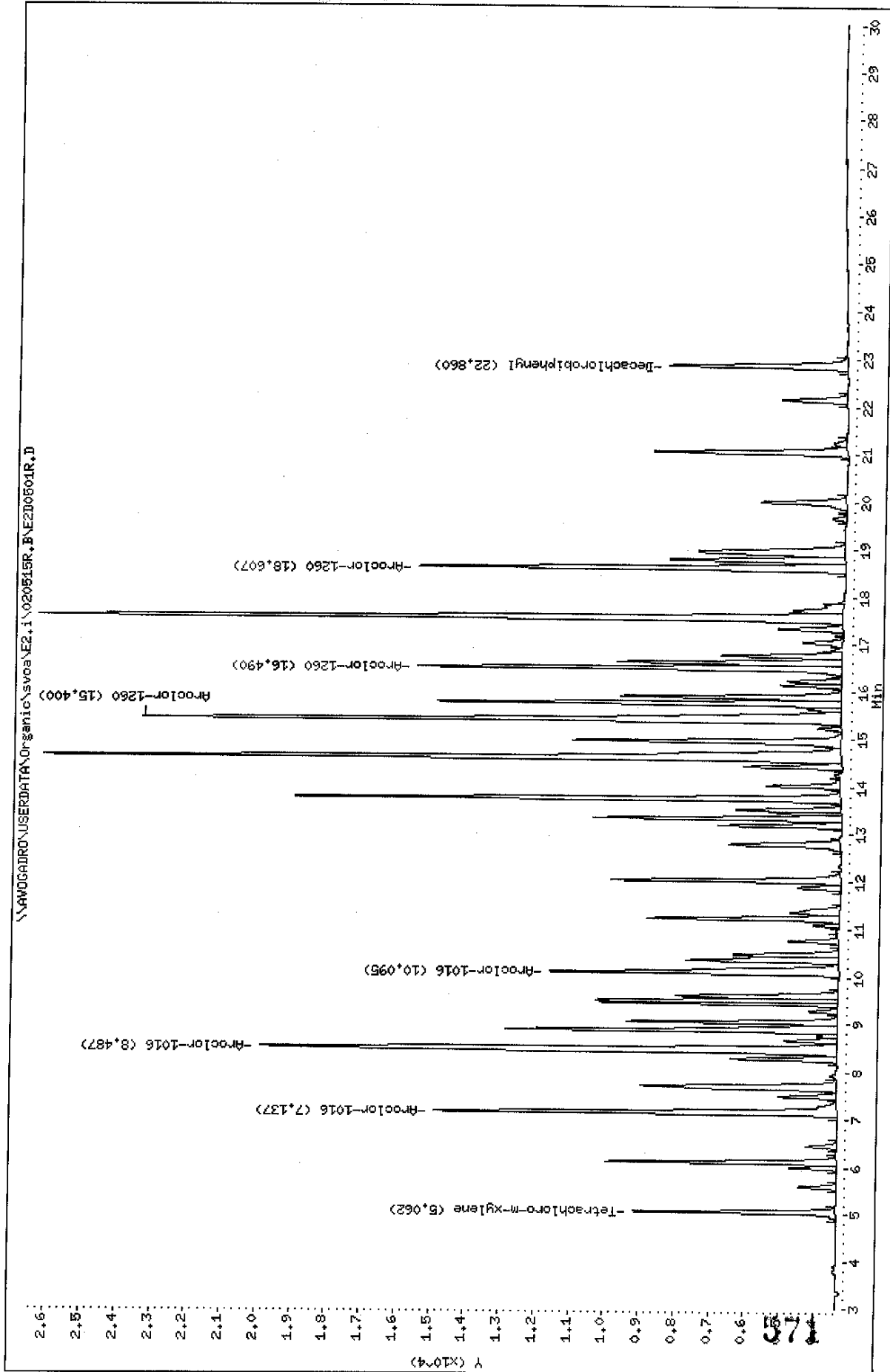
Operator: GHL

Column diameter: 0.53



Data File: \\NAVOCADRO\USERDATA\Organic\svos\E2.i\020515R.B\E2D0501R.D
 Date: 15-MAY-2002 20:54
 Client ID: AR1660RB
 Sample Info: AR1660RB,AR1660RB,,ar1660,sub
 Volume Injected (uL): 1.0
 Column phase: RtxCLPPest

Instrument: E2.i
 Operator: GHL
 Column diameter: 0.53



Data File: E2D0501F.D
 Report Date: 20-May-2002 10:32

Mitkem Corporation

Sample #1 : \\AVOGADRO\USERDATA\Organic\svoa\E2.i\020515F.B\E2D0501F.D
 Sample #2 : \\AVOGADRO\USERDATA\Organic\svoa\E2.i\020515R.B\E2D0501R.D
 Inj Date : 15-MAY-2002 20:54
 Sample Info: AR1660RB,AR1660RB,,ar1660.sub
 Misc Info : 2,3,,1
 Cal Date : 16-MAY-2002 08:24
 Operator : GML
 Inst ID : E2.i
 Dil Factor : 1.000000

Method #1 : \\AVOGADRO\USERDATA\Organic\svoa\E2.i\020515F.B\E2_PCB_F.m
 Method #2 : \\AVOGADRO\USERDATA\Organic\svoa\E2.i\020515R.B\E2_PCB_R.m
 Sub List #1 : ar1660.sub
 Sub List #2 : ar1660.sub
 Col #1 Phase : RtxCLPPest 2
 Col #2 Phase : RtxCLPPest

Concentration Formula: Amt * DF * Uf * Vt / (Vo * Vi)

Name	Value	Description
DF	1.000	Dilution Factor
Uf	1.000	Correction factor
Vt	10000.000	Volume of final extract (uL)
Vo	1000.000	Volume of sample extracted (ml)
Vi	1.000	Volume injected (uL)

Compound	RT#1	RT#2	Resp#1	Resp#2	Conc#1 (ug/L)	Conc#2 (ug/L)	Target Range	Ratio
Tetrachloro-m-xylene	6.467	5.062	6560	5789	0.019	0.018		100.00 (a)
Aroclor-1016	9.452	7.137	12191	11533	0.99	0.94	80.00- 120.00	100.00
	10.905	8.487	21082	16527	1.0	0.96	152.69- 192.69	172.93
	11.333	10.095	11326	8264	1.0	0.96	72.81- 112.81	92.90
	Average of Peak Amounts =				1.00	0.95		
Decachlorobiphenyl	27.743	22.860	5034	5113	0.020	0.019		100.00 (a)
Aroclor-1260	17.572	15.400	20076	19944	1.0	0.98	80.00- 120.00	100.00
	20.498	16.490	13349	12109	1.0	0.96	46.86- 86.86	66.49
	21.517	18.607	28219	12187	1.0	0.98	122.10- 162.10	140.56
	Average of Peak Amounts =				1.0	0.97		

Handwritten: 100.00 (a)

Data File: E2D0501F.D
Report Date: 20-May-2002 10:32

QC Flag Legend

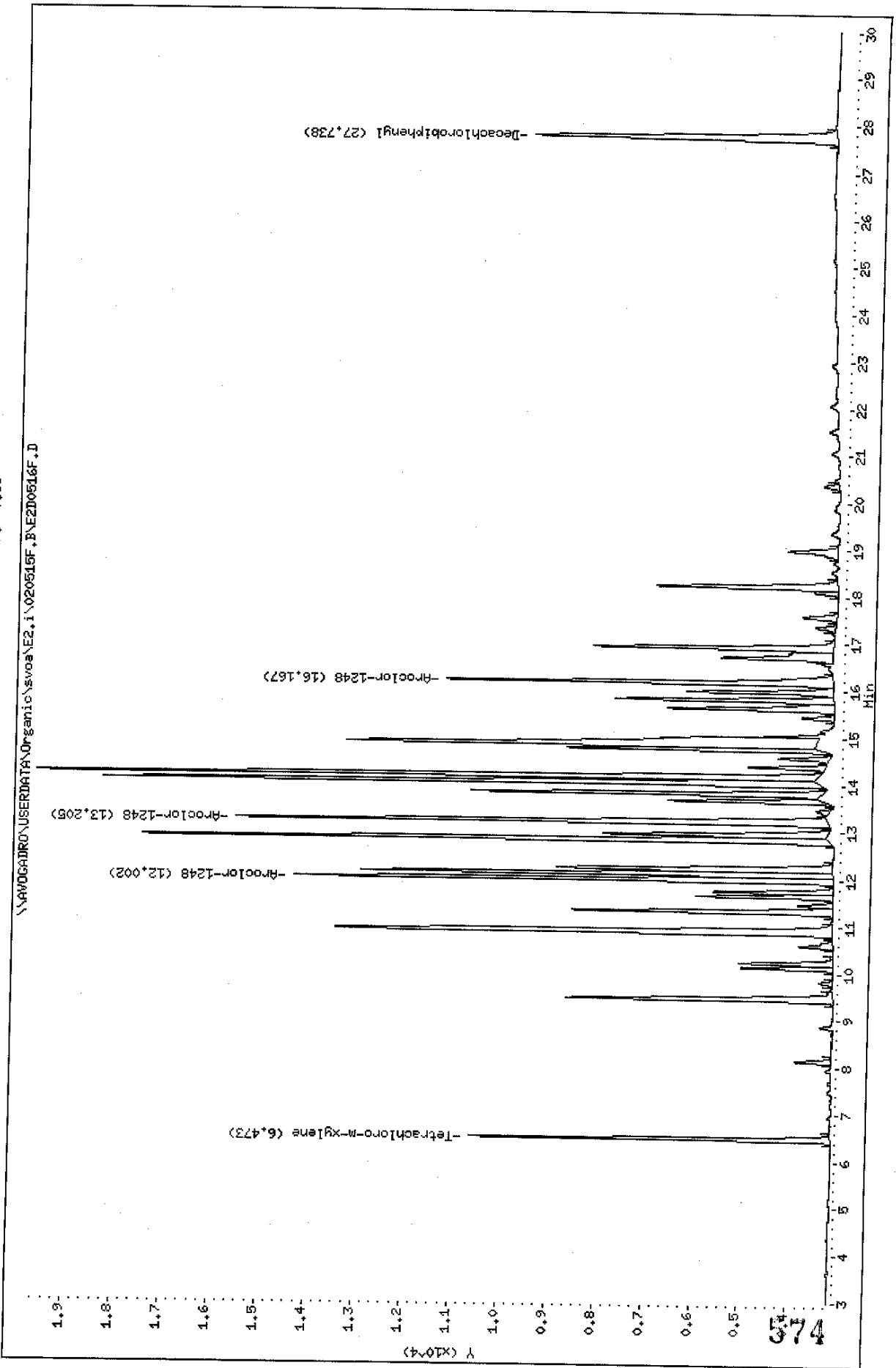
a - Target compound detected but, quantitated amount
Below Limit Of Quantitation(BLOQ).

Data File: \\AVOCADRO\USERDATA\Organic\svos\E2.i\020515F.B\E2D0516F.D
Date: 16-MAY-2002 04:34
Client ID: AR1248RC
Sample Info: AR1248RC,AR1248RC,,ar1248.sub
Volume Injected (uL): 1.0
Column Phase: Rt:xC1PPest 2

Instrument: E2.1

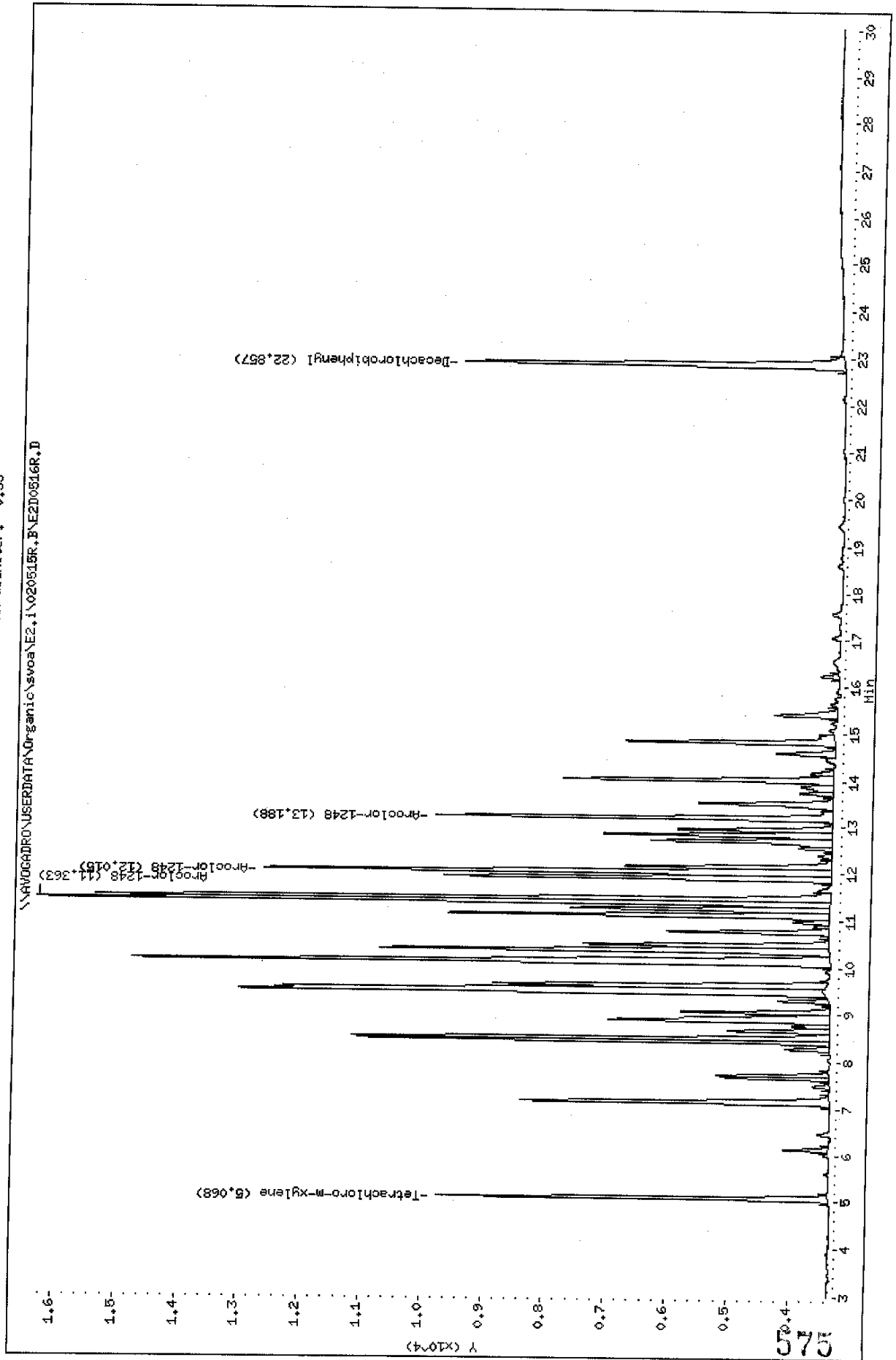
Operator: GHL

Column diameter: 0.53



Data File: \\AV009ADRO\USERDATA\Organic\svos\NE2,1\020515R,BVE2D0516R.D
Date: 16-MAY-2002 04:34
Client ID: ARL1248RC
Sample Info: ARL1248RC,ARL1248RC,,ar1248.sub
Volume Injected (uL): 1.0
Column phase: RtxCLPPest

Instrument: E2.i
Operator: CHL
Column diameter: 0.53



Data File: E2D0516F.D
 Report Date: 20-May-2002 10:33

Mitkem Corporation

Sample #1 : \\AVOGADRO\USERDATA\Organic\svoa\E2.i\020515F.B\E2D0516F.D
 Sample #2 : \\AVOGADRO\USERDATA\Organic\svoa\E2.i\020515R.B\E2D0516R.D
 Inj Date : 16-MAY-2002 04:34
 Sample Info: AR1248RC,AR1248RC,,ar1248.sub
 Misc Info : 2,3,,1
 Cal Date : 16-MAY-2002 08:25
 Operator : GML
 Inst ID : E2.i
 Dil Factor : 1.000000

Method #1 : \\AVOGADRO\USERDATA\Organic\svoa\E2.i\020515F.B\E2_PCB_F.m
 Method #2 : \\AVOGADRO\USERDATA\Organic\svoa\E2.i\020515R.B\E2_PCB_R.m
 Sub List #1 : ar1248.sub
 Sub List #2 : ar1248.sub
 Col #1 Phase : RtxCLPPest 2
 Col #2 Phase : RtxCLPPest

Concentration Formula: $Amt * DF * Uf * Vt / (Vo * Vi)$

Name	Value	Description
DF	1.000	Dilution Factor
Uf	1.000	Correction factor
Vt	10000.000	Volume of final extract (uL)
Vo	1000.000	Volume of sample extracted (ml)
Vi	1.000	Volume injected (uL)

Compound	RT#1	RT#2	Resp#1	Resp#2	Conc#1 (ug/L)	Conc#2 (ug/L)	Target Range	Ratio
Tetrachloro-m-xylene	6.473	5.068	7467	6382	0.022	0.020		100.00(a)
Aroclor-1248	12.002	11.363	11185	12915	1.0	0.98	80.00- 120.00	100.00
	13.205	12.015	12289	9253	1.0	0.98	90.53- 130.53	109.87
	16.167	13.188	8005	6461	1.0	0.99	51.03- 91.03	71.57
	Average of Peak Amounts =				1.0	0.98		
Decachlorobiphenyl	27.738	22.857	6250	6172	0.024	0.022		100.00(a)

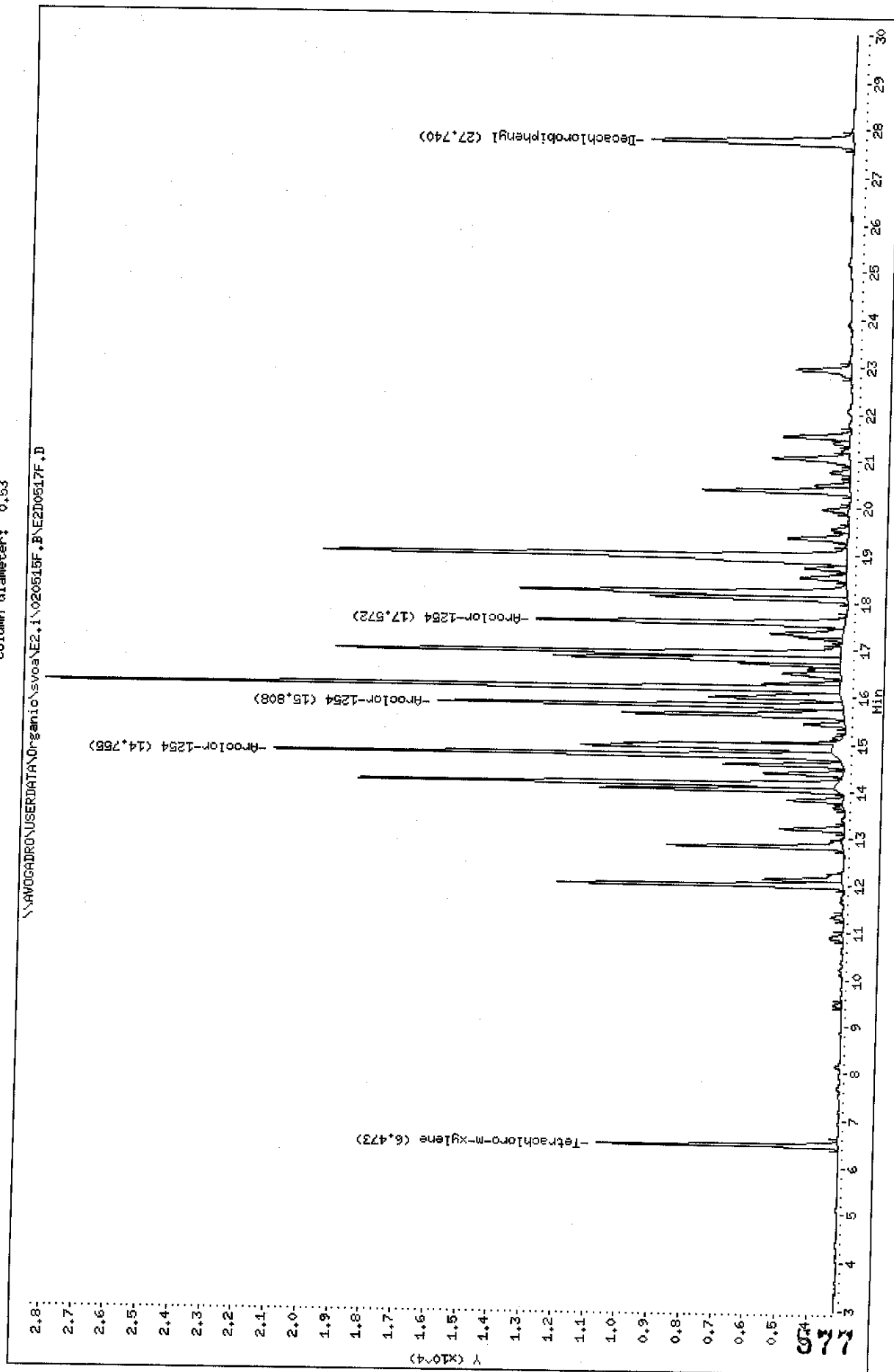
JTX
5/20/02

QC Flag Legend

a - Target compound detected but, quantitated amount
 Below Limit Of Quantitation(BLOQ).

Data File: \\AVOCARDR01\USERDATA\ORGANIC\svoa\E2.i\020515F.B\E2D0517F.D
Date: 16-MAY-2002 05:07
Client ID: AR1254RC
Sample Info: AR1254RC,AR1254RC,,ar1254.sub
Volume Injected (uL): 1.0
Column Phase: RtxCLPPest 2

Instrument: E2.i
Operator: GHL
Column diameter: 0.53



Data File: \\AV006ADRO\USERDATA\Organic\svoa\E2.i\020515R.B\E2D0517R.D

Date: 16-MAY-2002 08:07

Client ID: AR1254RC

Sample Info: AR1254RC,AR1254RC,,ar1254.sub

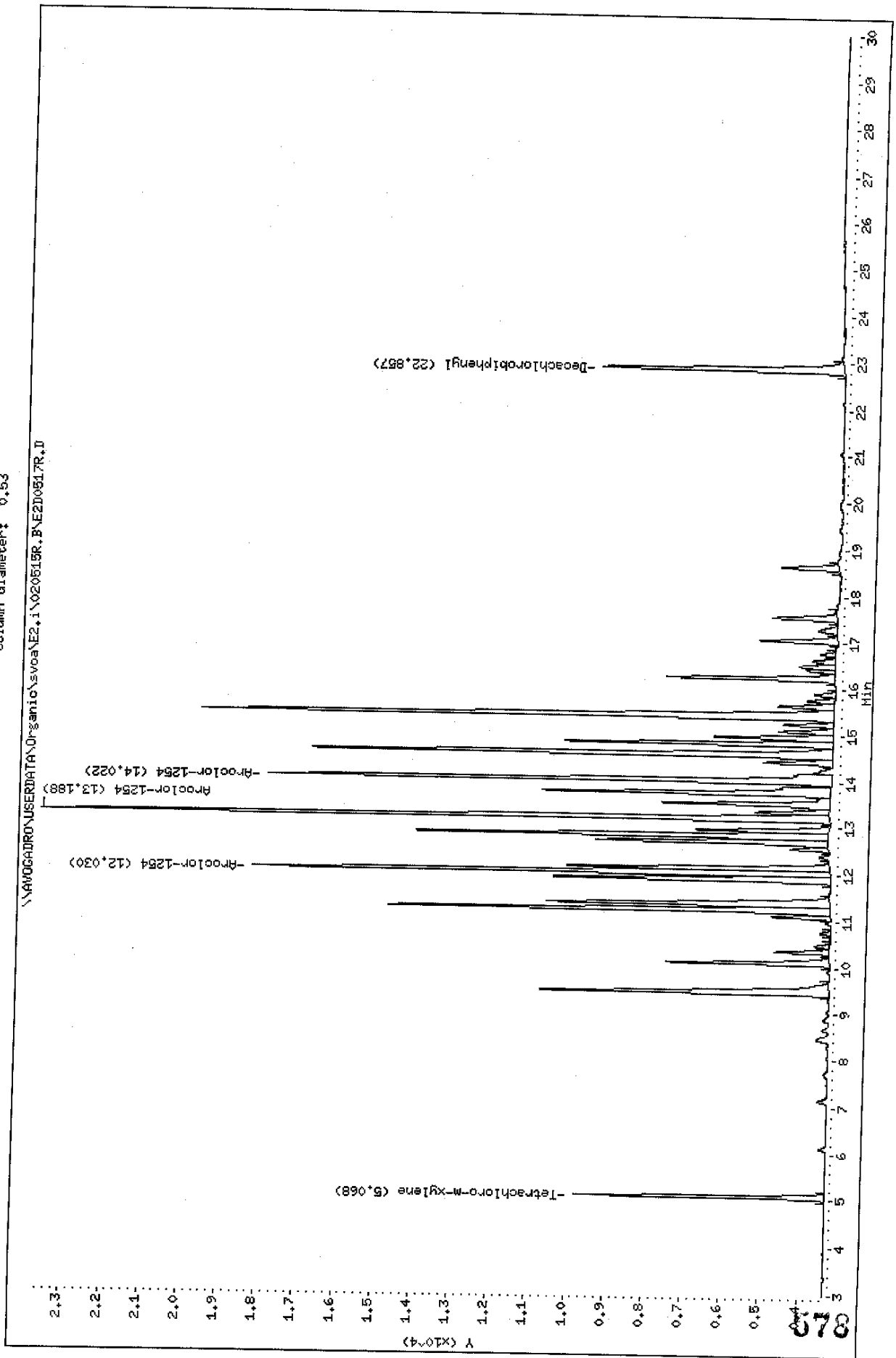
Volume Injected (uL): 1.0

Column phase: Rt:CLPPest

Instrument: E2.i

Operator: GML

Column diameter: 0.53



Data File: E2D0517F.D
 Report Date: 20-May-2002 10:33

Mitkem Corporation

Sample #1 : \\AVOGADRO\USERDATA\Organic\svoa\E2.i\020515F.B\E2D0517F.D
 Sample #2 : \\AVOGADRO\USERDATA\Organic\svoa\E2.i\020515R.B\E2D0517R.D
 Inj Date : 16-MAY-2002 05:07
 Sample Info: AR1254RC,AR1254RC,,ar1254.sub
 Misc Info : 2,3,,1
 Cal Date : 16-MAY-2002 08:25
 Operator : GML
 Inst ID : E2.i
 Dil Factor : 1.000000

Method #1 : \\AVOGADRO\USERDATA\Organic\svoa\E2.i\020515F.B\E2_PCB_F.m
 Method #2 : \\AVOGADRO\USERDATA\Organic\svoa\E2.i\020515R.B\E2_PCB_R.m
 Sub List #1 : ar1254.sub
 Sub List #2 : ar1254.sub
 Col #1 Phase : RtxCLPPest 2
 Col #2 Phase : RtxCLPPest

Concentration Formula: Amt * DF * Uf * Vt / (Vo * Vi)

Name	Value	Description
DF	1.000	Dilution Factor
Uf	1.000	Correction factor
Vt	10000.000	Volume of final extract (uL)
Vo	1000.000	Volume of sample extracted (ml)
Vi	1.000	Volume injected (uL)

Compound	RT#1	RT#2	Resp#1	Resp#2	Conc#1 (ug/L)	Conc#2 (ug/L)	Target Range	Ratio
Tetrachloro-m-xylene	6.473	5.068	7522	6453	0.022	0.020		100.00 (a)
Decachlorobiphenyl	27.740	22.857	6289	6224	0.024	0.023		100.00 (a)
Aroclor-1254	14.755	12.030	17585	14883	1.0	1.0	80.00- 120.00	100.00
	15.808	13.188	12637	20301	1.1	1.0	50.14- 90.14	71.86
	17.572	14.022	9614	14508	1.1	1.0	34.40- 74.40	54.67
Average of Peak Amounts =					1.1	1.0		

*For
 4/16/02*

QC Flag Legend

a - Target compound detected but, quantitated amount
 Below Limit Of Quantitation (BLOQ).


Data File: \\NAVOGADRO\USERDATA\Organic\svoa\E2.1\020515F.B\E2D0518F.D
 Date : 16-MAY-2002 05:40
 Client ID: AR16660RC
 Sample Info: AR16660RC.AR16660RC,,ar16660.sub
 Volume Injected (uL): 1.0
 Column phase: RtxCLPPest 2

Instrument: E2.1

Operator: GML

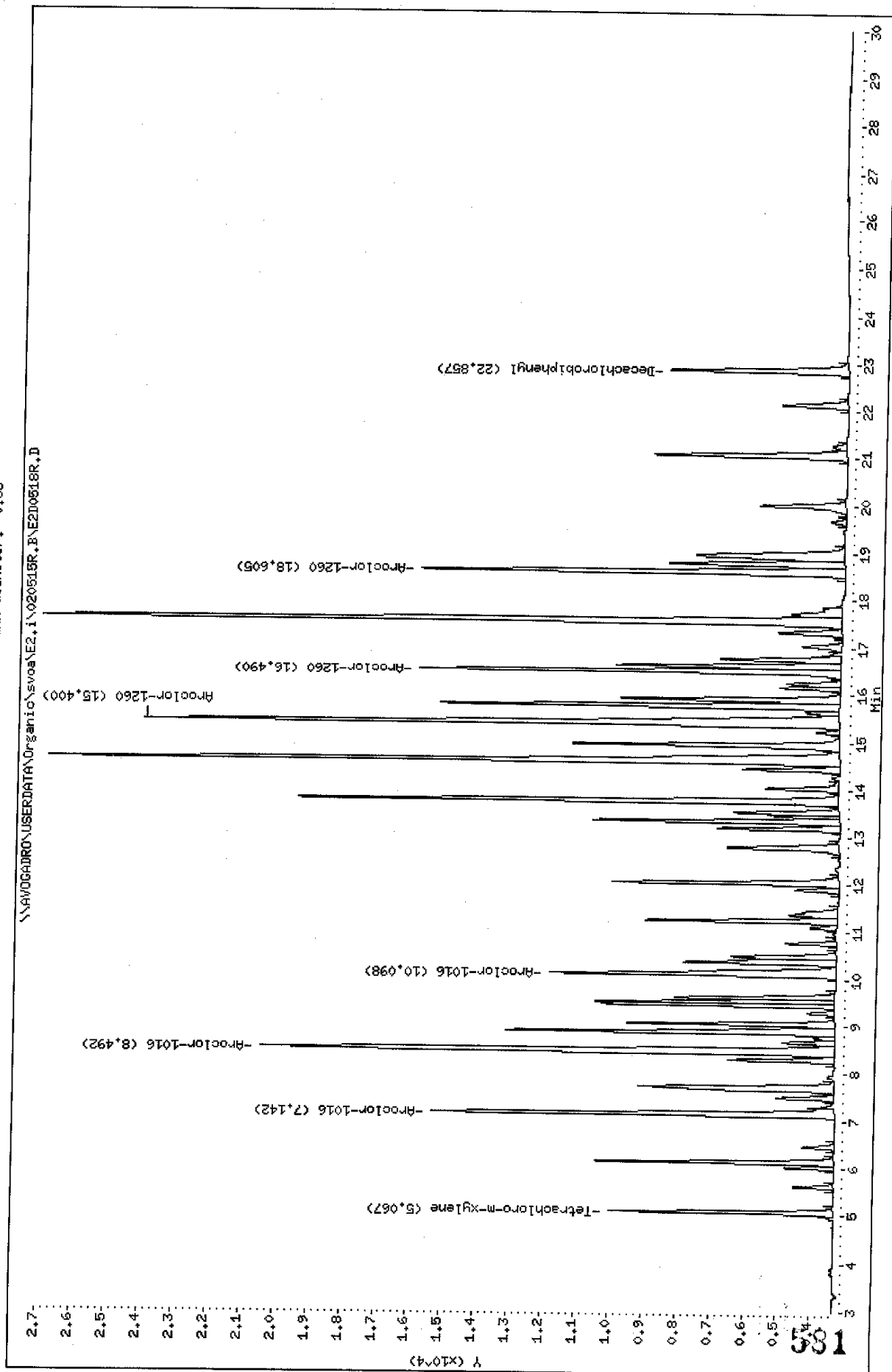
Column diameter: 0.53

\\NAVOGADRO\USERDATA\Organic\svoa\E2.1\020515F.B\E2D0518F.D



Data File: \\NAVOGHADRON\USERDATA\Organic\svoa\E2.i\020515R.B\E2D0515R.D
Date: 16-MAY-2002 05:40
Client ID: AR1660RC
Sample Info: AR1660RC,AR1660RC,,ar1660.sub
Volume Injected (ul): 1.0
Column phase: RtxCLPPest

Instrument: E2.i
Operator: GHL
Column diameter: 0.53



Data File: E2D0518F.D
 Report Date: 20-May-2002 10:34

Mitkem Corporation

Sample #1 : \\AVOGADRO\USERDATA\Organic\svoa\E2.i\020515F.B\E2D0518F.D
 Sample #2 : \\AVOGADRO\USERDATA\Organic\svoa\E2.i\020515R.B\E2D0518R.D
 Inj Date : 16-MAY-2002 05:40
 Sample Info: AR1660RC,AR1660RC,,ar1660.sub
 Misc Info : 2,3,,1
 Cal Date : 16-MAY-2002 08:25
 Operator : GML
 Inst ID : E2.i
 Dil Factor : 1.000000

Method #1 : \\AVOGADRO\USERDATA\Organic\svoa\E2.i\020515F.B\E2_PCB_F.m
 Method #2 : \\AVOGADRO\USERDATA\Organic\svoa\E2.i\020515R.B\E2_PCB_R.m
 Sub List #1 : ar1660.sub
 Sub List #2 : ar1660.sub
 Col #1 Phase : RtxCLPPest 2
 Col #2 Phase : RtxCLPPest

Concentration Formula: Amt * DF * Uf * Vt / (Vo * Vi)

Name	Value	Description
DF	1.000	Dilution Factor
Uf	1.000	Correction factor
Vt	10000.000	Volume of final extract (uL)
Vo	1000.000	Volume of sample extracted (ml)
Vi	1.000	Volume injected (uL)

Compound	RT#1	RT#2	Resp#1	Resp#2	Conc#1 (ug/L)	Conc#2 (ug/L)	Target Range	Ratio
Tetrachloro-m-xylene	6.473	5.067	7190	6642	0.021	0.020		100.00 (a)
Aroclor-1016	9.455	7.142	12371	11970	1.0	0.97	80.00- 120.00	100.00
	10.908	8.492	21485	17092	1.0	1.00	152.69- 192.69	173.67
	11.337	10.098	11535	8533	1.0	0.99	72.81- 112.81	93.24
	Average of Peak Amounts =				1.0	0.99		
Decachlorobiphenyl	27.738	22.857	5305	5251	0.020	0.019		100.00 (a)
Aroclor-1260	17.570	15.400	20475	20641	1.0	1.0	80.00- 120.00	100.00
	20.497	16.490	13816	12509	1.0	0.99	46.86- 86.86	67.48
	21.513	18.605	29162	12582	1.0	1.0	122.10- 162.10	142.43
	Average of Peak Amounts =				1.0	1.00		

JTX
4/20/02

Data File: E2D0518F.D
Report Date: 20-May-2002 10:34

QC Flag Legend

a - Target compound detected but, quantitated amount
Below Limit Of Quantitation(BLOQ).

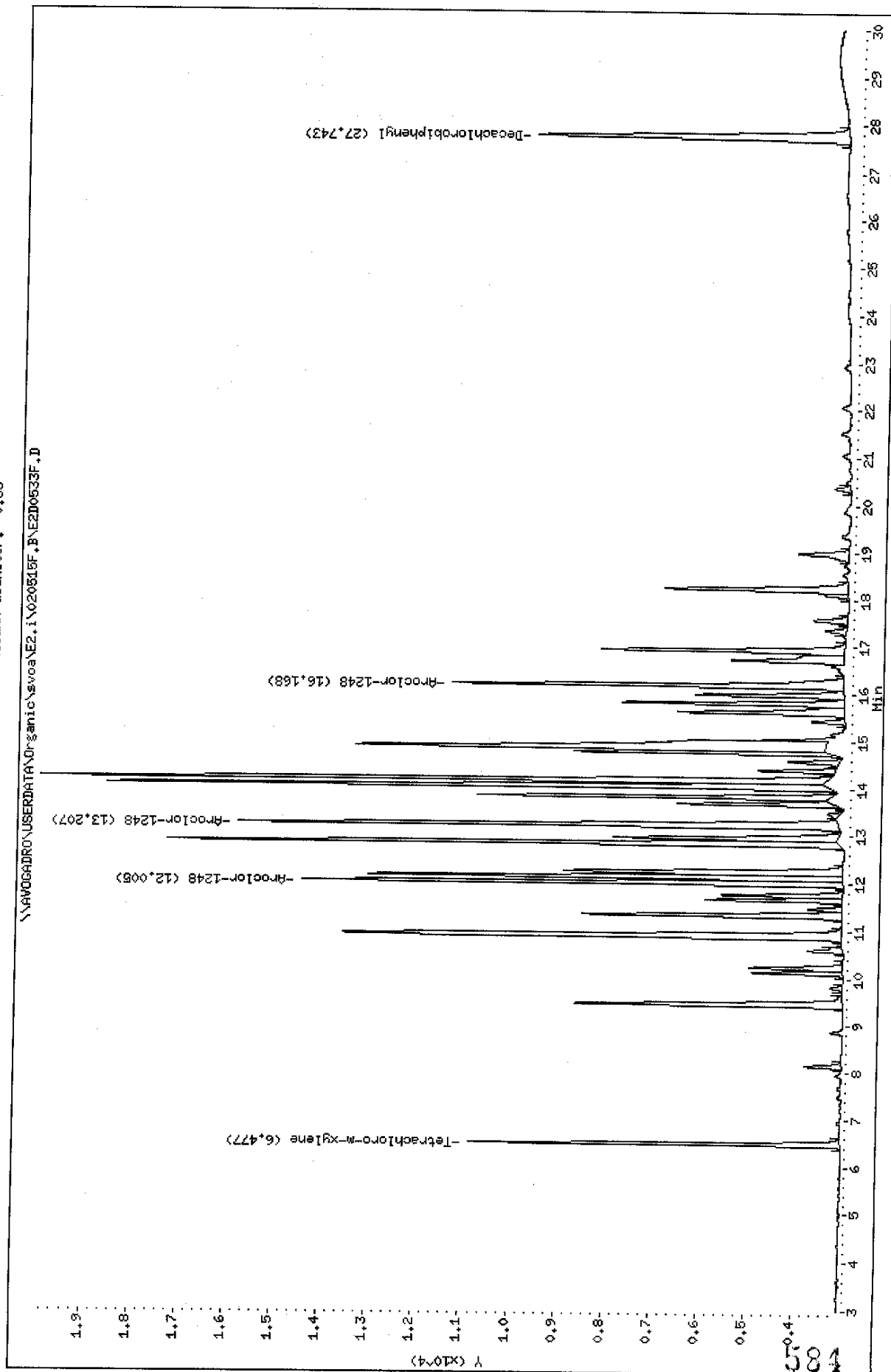
Data File: \\NAVOGRADRO\USERDATA\Organic\svoa\E2.i\020515F.B\E2D0533F.D
Date: 16-MAY-2002 14:58
Client ID: AR1248RD
Sample Info: AR1248RD,AR1248RD,,ar1248.sub
Volume Injected (uL): 1.0
Column phase: RxCPLPest 2

Instrument: E2.i

Operator: GHL

Column diameter: 0.53

\\NAVOGRADRO\USERDATA\Organic\svoa\E2.i\020515F.B\E2D0533F.D

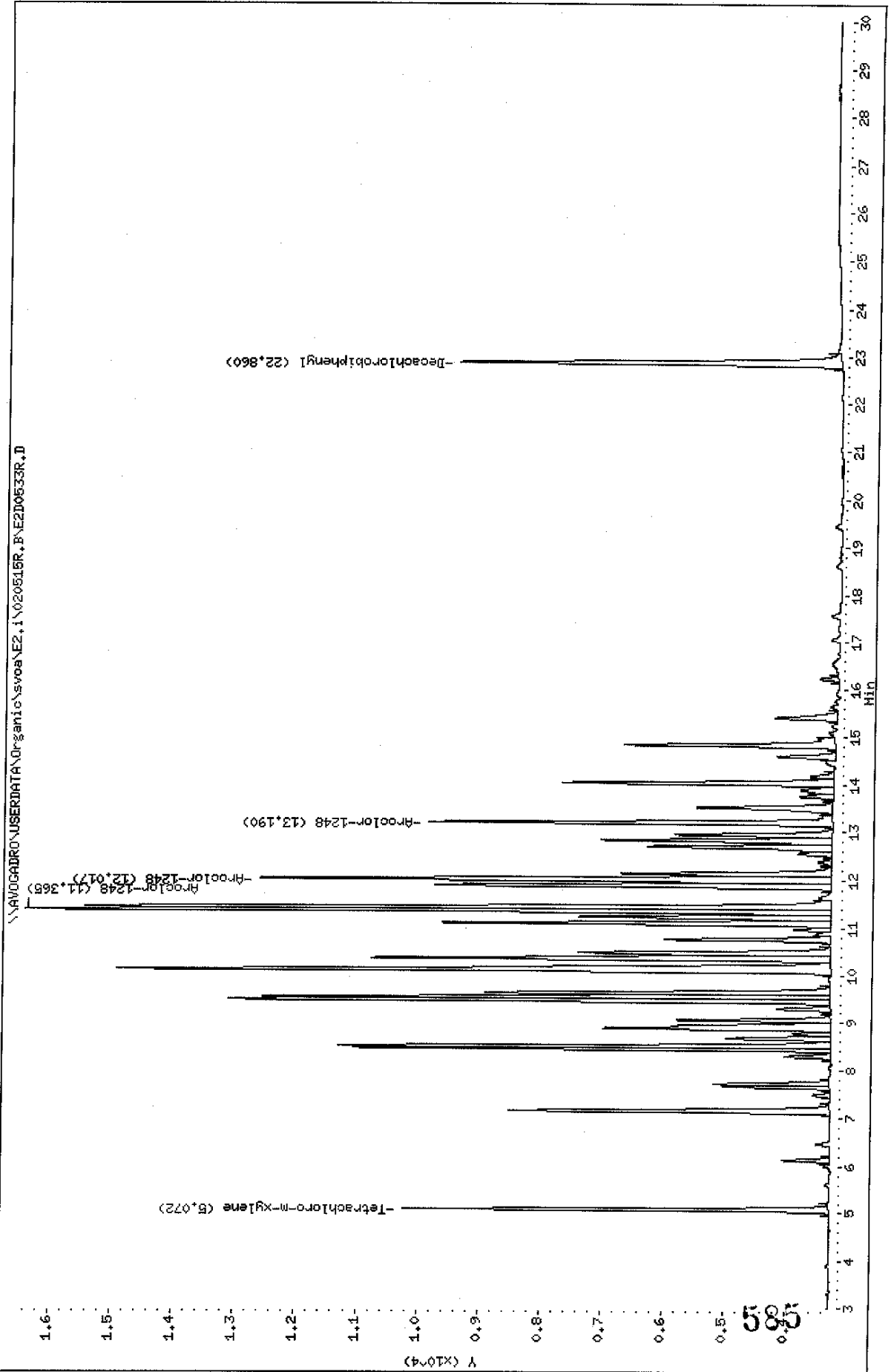


Data File: \\AVOCADRO\USERDATA\Organic\svoa\E2.1\020515R.B\E2D0533R.D
Date: 16-MAY-2002 14:58
Client ID: AR1248RD
Sample Info: AR1248RD,AR1248RD,,ar1248.sub
Volume Injected (ul): 1.0
Column phase: RtxCLPPast

Instrument: E2.1

Operator: GML

Column diameter: 0.53



File: E2D0533F.D
 Port Date: 20-May-2002 10:34

Mitkem Corporation

Sample #1 : \\AVOGADRO\USERDATA\Organic\svoa\E2.i\020515F.B\E2D0533F.D
 Sample #2 : \\AVOGADRO\USERDATA\Organic\svoa\E2.i\020515R.B\E2D0533R.D
 Inj Date : 16-MAY-2002 14:58
 Sample Info: AR1248RD,AR1248RD,,ar1248.sub
 Misc Info : 2,3,,1
 Cal Date : 16-MAY-2002 17:06
 Operator : GML
 Inst ID : E2.i
 Dil Factor : 1.000000

Method #1 : \\AVOGADRO\USERDATA\Organic\svoa\E2.i\020515F.B\E2_PCB_F.m
 Method #2 : \\AVOGADRO\USERDATA\Organic\svoa\E2.i\020515R.B\E2_PCB_R.m
 Sub List #1 : ar1248.sub
 Sub List #2 : ar1248.sub
 Col #1 Phase : RtxCLPPest 2
 Col #2 Phase : RtxCLPPest

Concentration Formula: $Amt * DF * Uf * Vt / (Vo * Vi)$

Name	Value	Description
DF	1.000	Dilution Factor
Uf	1.000	Correction factor
Vt	10000.000	Volume of final extract (uL)
Vo	1000.000	Volume of sample extracted (ml)
Vi	1.000	Volume injected (uL)

Compound	RT#1	RT#2	Resp#1	Resp#2	Conc#1 (ug/L)	Conc#2 (ug/L)	Target Range	Ratio
Tetrachloro-m-xylene	6.477	5.072	7822	6932	0.023	0.021	80.00- 120.00	100.00 (a)
Aroclor-1248	12.005	11.365	11406	13099	1.0	1.00	90.53- 130.53	110.99
	13.207	12.017	12659	9311	1.1	0.99	51.03- 91.03	72.11
	16.168	13.190	8225	6569	1.1	1.0		
	Average of Peak Amounts =				1.1	1.00		
Decachlorobiphenyl	27.743	22.860	6528	6204	0.025	0.023		100.00 (a)

QC Flag Legend

a - Target compound detected but, quantitated amount
 Below Limit of Quantitation(BLOQ).

Data File: E2D0534F.D
 Report Date: 20-May-2002 10:34

Mitkem Corporation

Sample #1 : \\AVOGADRO\USERDATA\Organic\svoa\E2.i\020515F.B\E2D0534F.D
 Sample #2 : \\AVOGADRO\USERDATA\Organic\svoa\E2.i\020515R.B\E2D0534R.D
 Inj Date : 16-MAY-2002 15:31
 Sample Info: AR1254RD,AR1254RD,,ar1254.sub
 Misc Info : 2,3,,1
 Cal Date : 16-MAY-2002 17:06
 Operator : GML
 Inst ID : E2.i
 Dil Factor : 1.000000

Method #1 : \\AVOGADRO\USERDATA\Organic\svoa\E2.i\020515F.B\E2_PCB_F.m
 Method #2 : \\AVOGADRO\USERDATA\Organic\svoa\E2.i\020515R.B\E2_PCB_R.m
 Sub List #1 : ar1254.sub
 Sub List #2 : ar1254.sub
 Col #1 Phase : RtxCLPPest 2
 Col #2 Phase : RtxCLPPest

Concentration Formula: Amt * DF * Uf * Vt / (Vo * Vi)

Name	Value	Description
DF	1.000	Dilution Factor
Uf	1.000	Correction factor
Vt	10000.000	Volume of final extract (uL)
Vo	1000.000	Volume of sample extracted (ml)
Vi	1.000	Volume injected (uL)

Compound	RT#1	RT#2	Resp#1	Resp#2	Conc#1 (ug/L)	Conc#2 (ug/L)	Target Range	Ratio
Tetrachloro-m-xylene	6.475	5.072	7835	6883	0.023	0.021		100.00(a)
Decachlorobiphenyl	27.742	22.858	6583	6225	0.026	0.023		100.00(a)
Aroclor-1254	14.755	12.032	17970	14989	1.1	1.0	80.00- 120.00	100.00
	15.808	13.190	12832	20325	1.1	1.0	50.14- 90.14	71.41
	17.573	14.022	9843	14651	1.1	1.0	34.40- 74.40	54.77
Average of Peak Amounts =					1.1	1.0		

Jix/Make

QC Flag Legend

a - Target compound detected but, quantitated amount
 Below Limit Of Quantitation(BLOQ).

Data File: \\AVOCADRO\USERDATA\Organic\svoa\E2.1\20515F.B\E2D0535F.D

Date: 16-May-2002 16:04

Client ID: AR1660RD

Sample Info: AR1660RD,AR1660RD,,ar1660.sub

Volume Injected (ul): 1.0

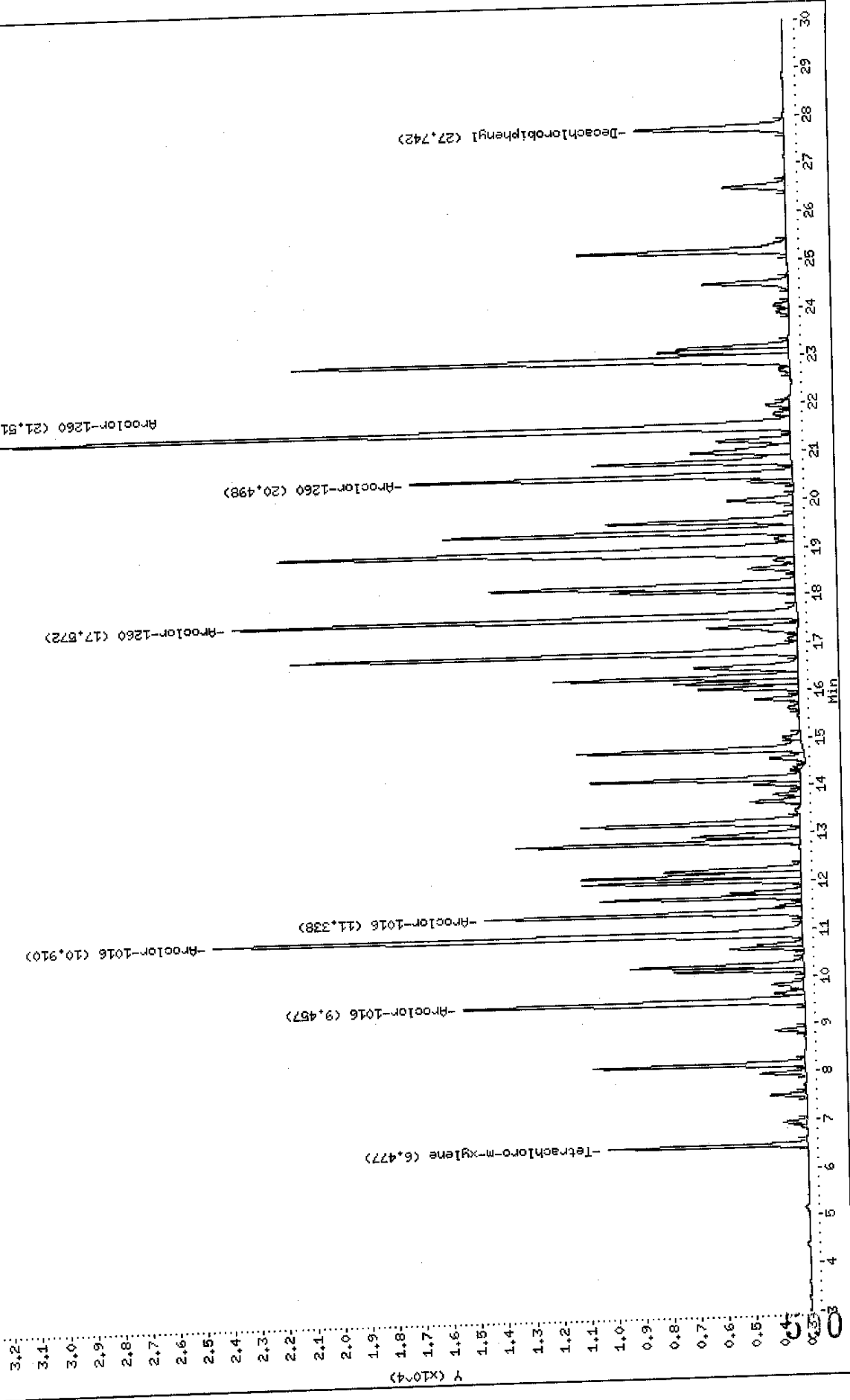
Column phase: RtxCLPest 2

Instrument: E2.1

Operator: GHL

Column diameter: 0.53

\\AVOCADRO\USERDATA\Organic\svoa\E2.1\20515F.B\E2D0535F.D



Data File: \\AVOCADRO\USERDATA\Organic\svoa\E2.1\020515R.B\E2I0535R.D

Date: 16-MAY-2002 16:04

Client ID: AR1660RD

Sample Info: AR1660RD,AR1660RD,,ar1660.sub

Volume Injected (ul): 1.0

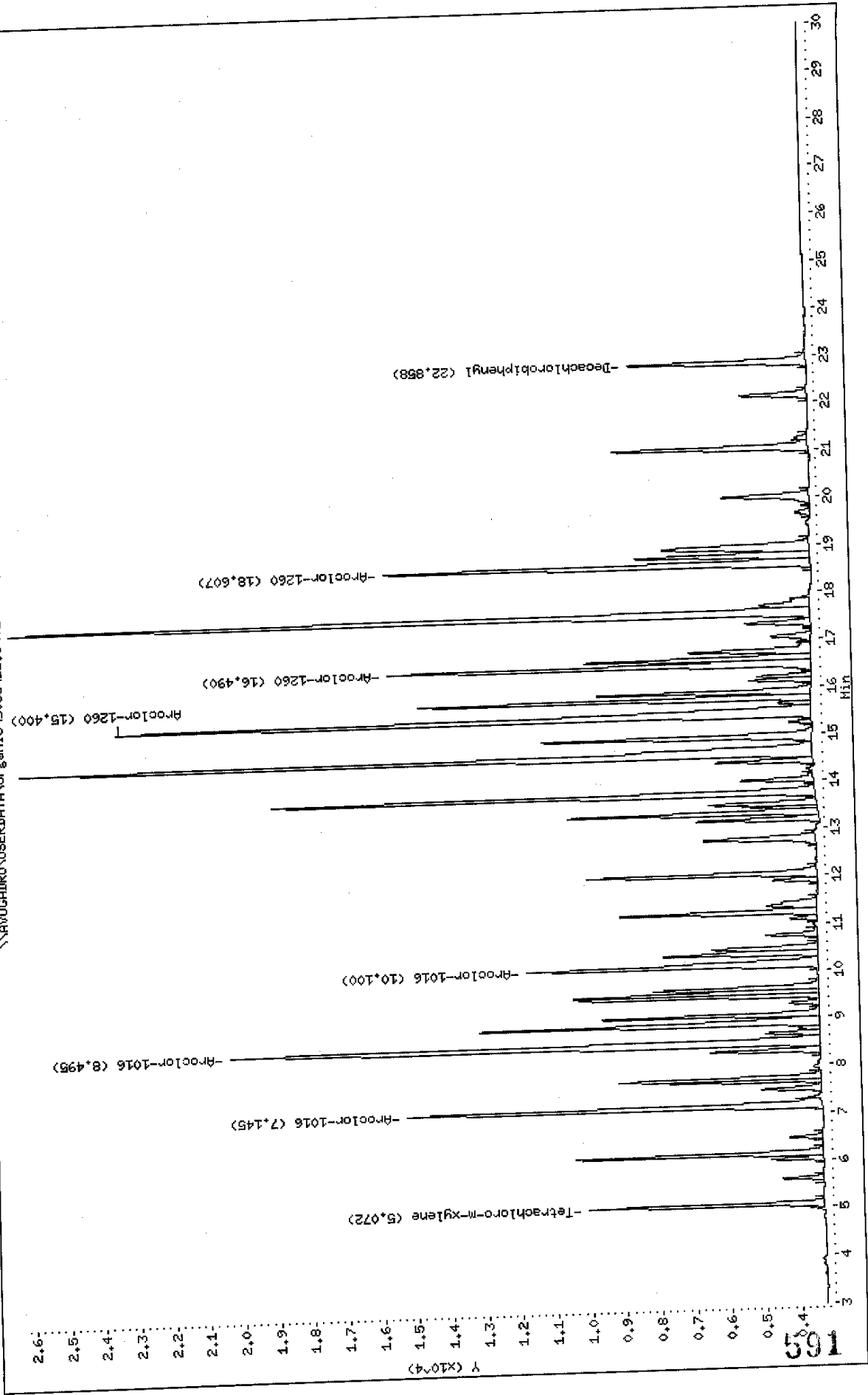
Column phase: RtxCLPPest

Instrument: E2.1

Operator: GHL

Column diameter: 0.53

\\AVOCADRO\USERDATA\Organic\svoa\E2.1\020515R.B\E2I0535R.D



Data File: E2D0535F.D
 Report Date: 20-May-2002 10:35

Mitkem Corporation

Sample #1 : \\AVOGADRO\USERDATA\Organic\svoa\E2.i\020515F.B\E2D0535F.D
 Sample #2 : \\AVOGADRO\USERDATA\Organic\svoa\E2.i\020515R.B\E2D0535R.D
 Inj Date : 16-MAY-2002 16:04
 Sample Info: AR1660RD,AR1660RD,,ar1660.sub
 Misc Info : 2,3,,1
 Cal Date : 16-MAY-2002 17:06
 Operator : GML
 Inst ID : E2.i
 Dil Factor : 1.000000

Method #1 : \\AVOGADRO\USERDATA\Organic\svoa\E2.i\020515F.B\E2_PCB_F.m
 Method #2 : \\AVOGADRO\USERDATA\Organic\svoa\E2.i\020515R.B\E2_PCB_R.m
 Sub List #1 : ar1660.sub
 Sub List #2 : ar1660.sub
 Col #1 Phase : RtxCLPPest 2
 Col #2 Phase : RtxCLPPest

Concentration Formula: $Amt * DF * Uf * Vt / (Vo * Vi)$

Name	Value	Description
DF	1.000	Dilution Factor
Uf	1.000	Correction factor
Vt	10000.000	Volume of final extract (uL)
Vo	1000.000	Volume of sample extracted (ml)
Vi	1.000	Volume injected (uL)

Compound	RT#1	RT#2	Resp#1	Resp#2	Conc#1 (ug/L)	Conc#2 (ug/L)	Target Range	Ratio
Tetrachloro-m-xylene	6.477	5.072	7233	6743	0.021	0.021		100.00 (a)
Aroclor-1016	9.457	7.145	12413	11919	1.0	0.97	80.00- 120.00	100.00
	10.910	8.495	21476	16957	1.0	0.99	152.69- 192.69	173.01
	11.338	10.100	11521	8366	1.0	0.97	72.81- 112.81	92.81
Average of Peak Amounts =					1.0	0.98		
Decachlorobiphenyl	27.742	22.858	5393	5106	0.021	0.019		100.00 (a)
Aroclor-1260	17.572	15.400	20633	20013	1.0	0.99	80.00- 120.00	100.00
	20.498	16.490	13910	12179	1.0	0.96	46.86- 86.86	67.42
	21.515	18.607	29314	12283	1.1	0.99	122.10- 162.10	142.07
Average of Peak Amounts =					1.0	0.98		

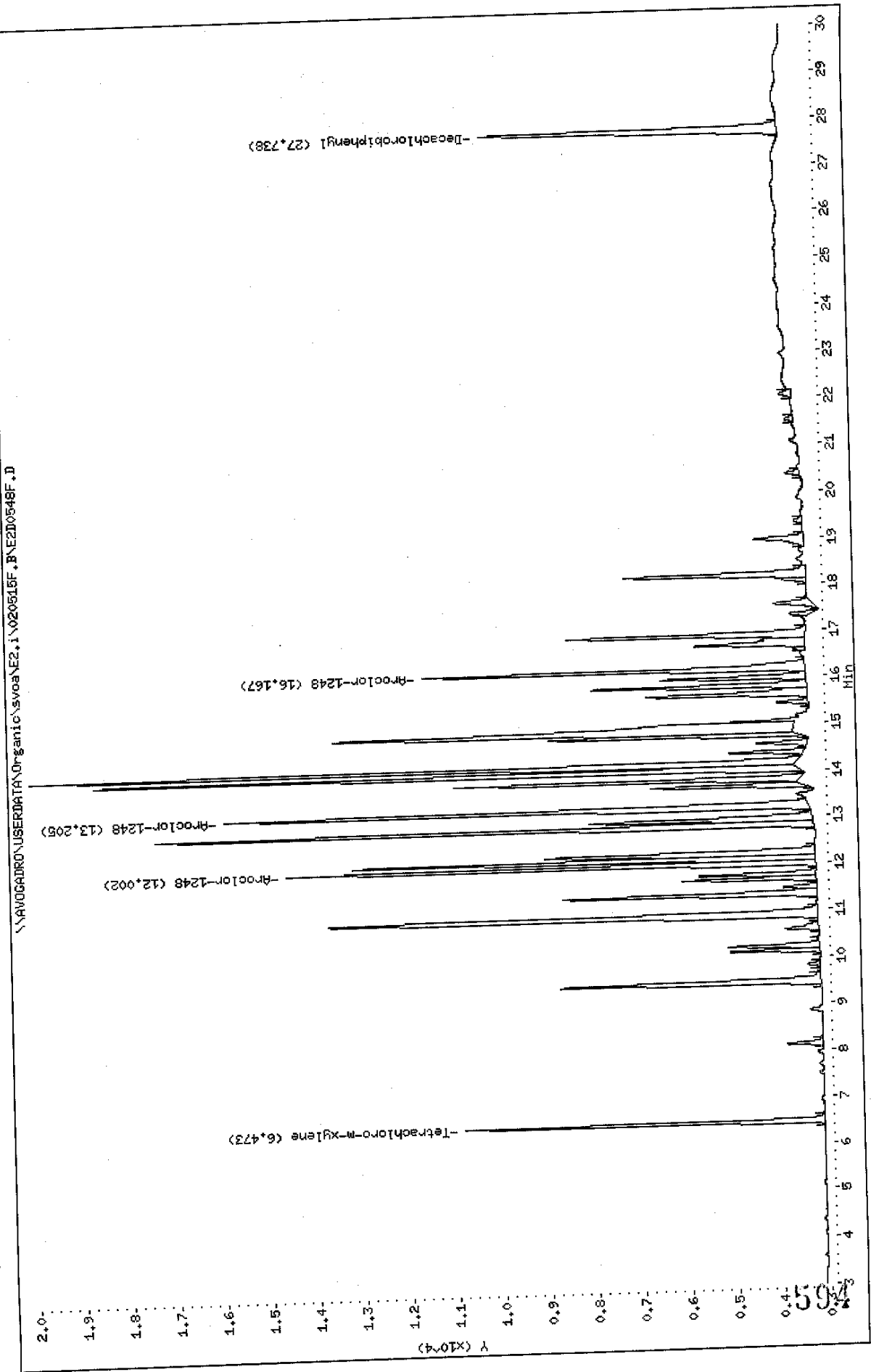
Data File: E2D0535F.D
Report Date: 20-May-2002 10:35

QC Flag Legend

a - Target compound detected but, quantitated amount
Below Limit Of Quantitation(BLOQ).

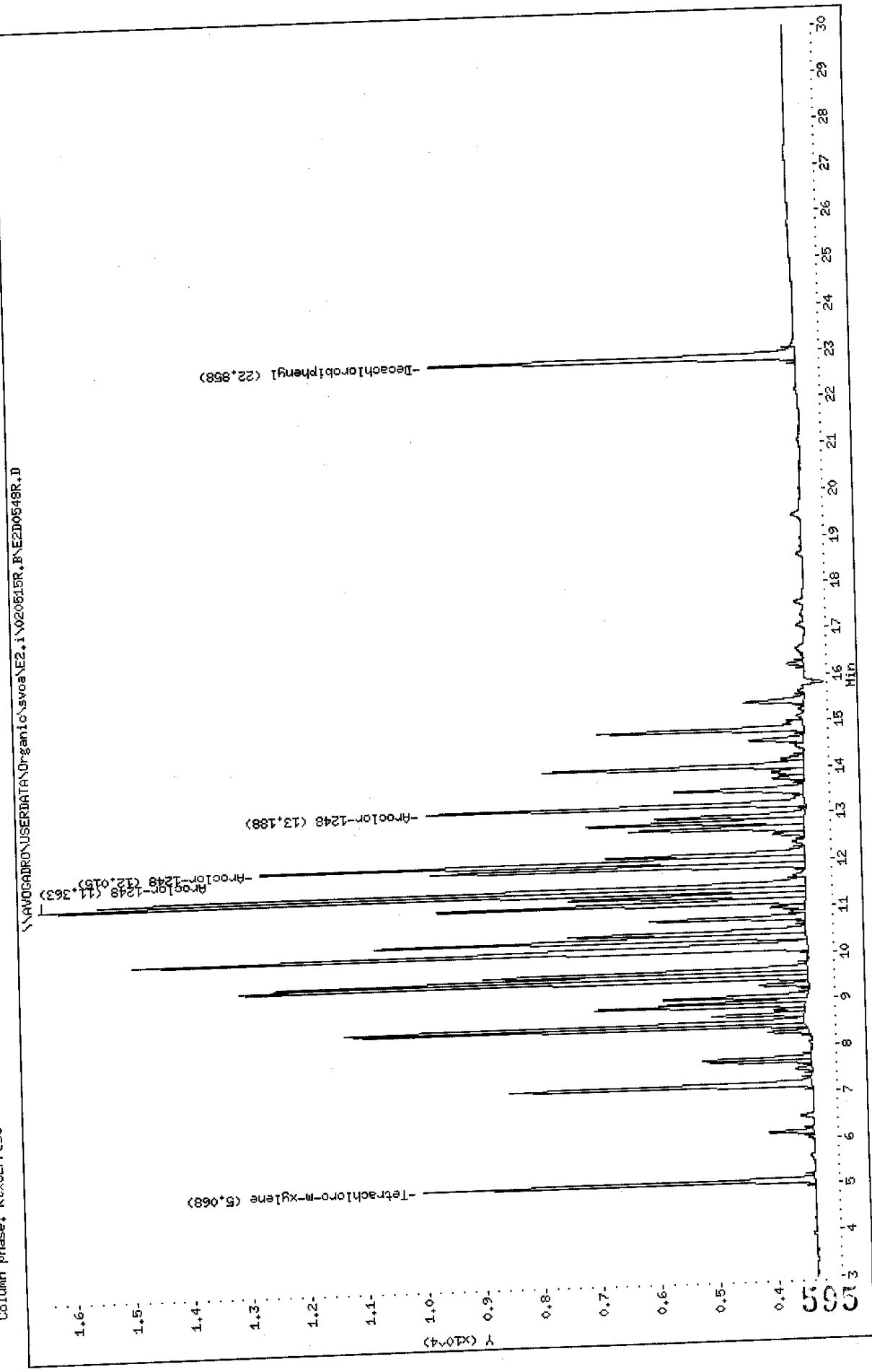
Data File: \\AVOCADRO\USERDATA\Organic\svoa\E2.1\020515F.B\E2D0548F.D
Date: 16-MAY-2002 23:44
Client ID: AR1248RE
Sample Info: AR1248RE,AR1248RE,,ar1248.sub
Volume Injected (ul): 1.0
Column phase: RtxCLPPest 2

Instrument: E2.1
Operator: GHL
Column diameter: 0.53



Data File: \\AVOCADRON\USERDATA\Organic\svoa\E2.i\020515R.B\E2ID0548R.D
Date : 16-MAY-2002 23:44
Client ID: AR1248RE
Sample Info: AR1248RE,AR1248RE,,ar1248,sub
Volume Injected (uL): 1.0
Column phase: RtxCLPPest

Instrument: E2.i
Operator: GML
Column diameter: 0.53



Data File: E2D0548F.D
 Report Date: 20-May-2002 10:35

Mitkem Corporation

Sample #1 : \\AVOGADRO\USERDATA\Organic\svoa\E2.i\020515F.B\E2D0548F.D
 Sample #2 : \\AVOGADRO\USERDATA\Organic\svoa\E2.i\020515R.B\E2D0548R.D
 Inj Date : 16-MAY-2002 23:44
 Sample Info: AR1248RE,AR1248RE,,ar1248.sub
 Misc Info : 2,3,,1
 Cal Date : 17-MAY-2002 07:22
 Operator : GML
 Inst ID : E2.i
 Dil Factor : 1.000000

Method #1 : \\AVOGADRO\USERDATA\Organic\svoa\E2.i\020515F.B\E2_PCB_F.m
 Method #2 : \\AVOGADRO\USERDATA\Organic\svoa\E2.i\020515R.B\E2_PCB_R.m
 Sub List #1 : ar1248.sub
 Sub List #2 : ar1248.sub
 Col #1 Phase : RtxCLPPest 2
 Col #2 Phase : RtxCLPPest

Concentration Formula: $Amt * DF * Uf * Vt / (Vo * Vi)$

Name	Value	Description
DF	1.000	Dilution Factor
Uf	1.000	Correction factor
Vt	10000.000	Volume of final extract (uL)
Vo	1000.000	Volume of sample extracted (ml)
Vi	1.000	Volume injected (uL)

Compound	RT#1	RT#2	Resp#1	Resp#2	Conc#1 (ug/L)	Conc#2 (ug/L)	Target Range	Ratio
Tetrachloro-m-xylene	6.473	5.068	7703	6710	0.022	0.021		100.00 (a)
Aroclor-1248	12.002	11.363	11371	13125	1.0	1.00	80.00- 120.00	100.00
	13.205	12.015	12588	9353	1.1	0.99	90.53- 130.53	110.70
	16.167	13.188	8229	6503	1.1	0.99	51.03- 91.03	72.37
Average of Peak Amounts =					1.1	0.99		
Decachlorobiphenyl	27.738	22.858	6397	6278	0.025	0.023		100.00 (a)

JPL

QC Flag Legend

a - Target compound detected but, quantitated amount
 Below Limit Of Quantitation(BLOQ).

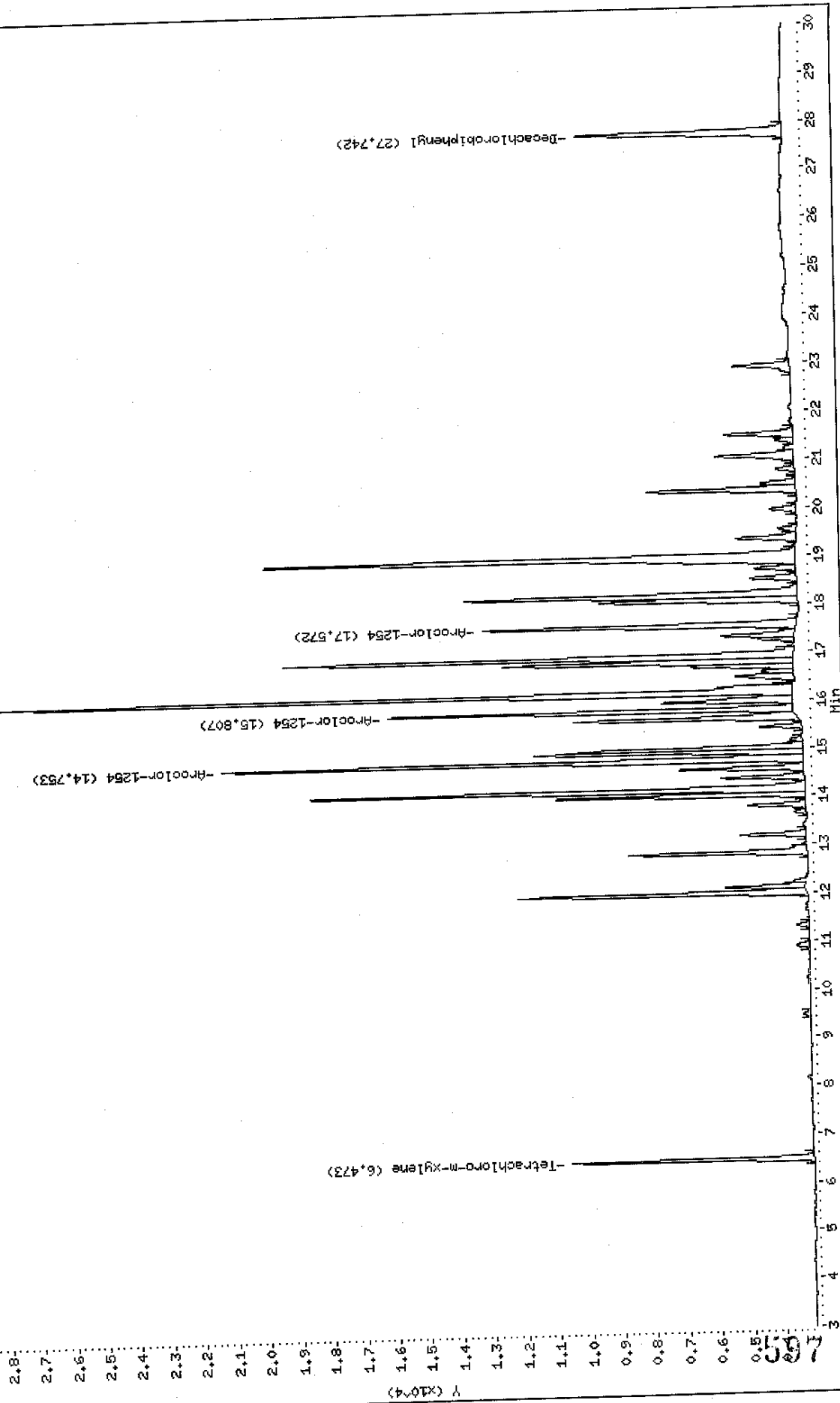
Data File: \\AVOCADRO\USERDATA\Organic\svoa\E2.i\020615F.B\E2D0549F.D
Date: 17-MAY-2002 00:17
Client ID: AR1254RE
Sample Info: AR1254RE,AR1254RE,,ar1254,sub
Volume Injected (ul): 1.0
Column phase: RtxCLPest 2

Instrument: E2.i

Operator: GML

Column diameter: 0.53

\\AVOCADRO\USERDATA\Organic\svoa\E2.i\020615F.B\E2D0549F.D



Data File: \\AVOCADRO\USERDATA\Organic\svos\E2.i\020515R.B\E2I0549R.D

Date : 17-MAY-2002 00:17

Client ID: AR1254RE

Sample Info: AR1254RE,AR1254RE,,ar1254.sub

Volume Injected (uL): 1.0

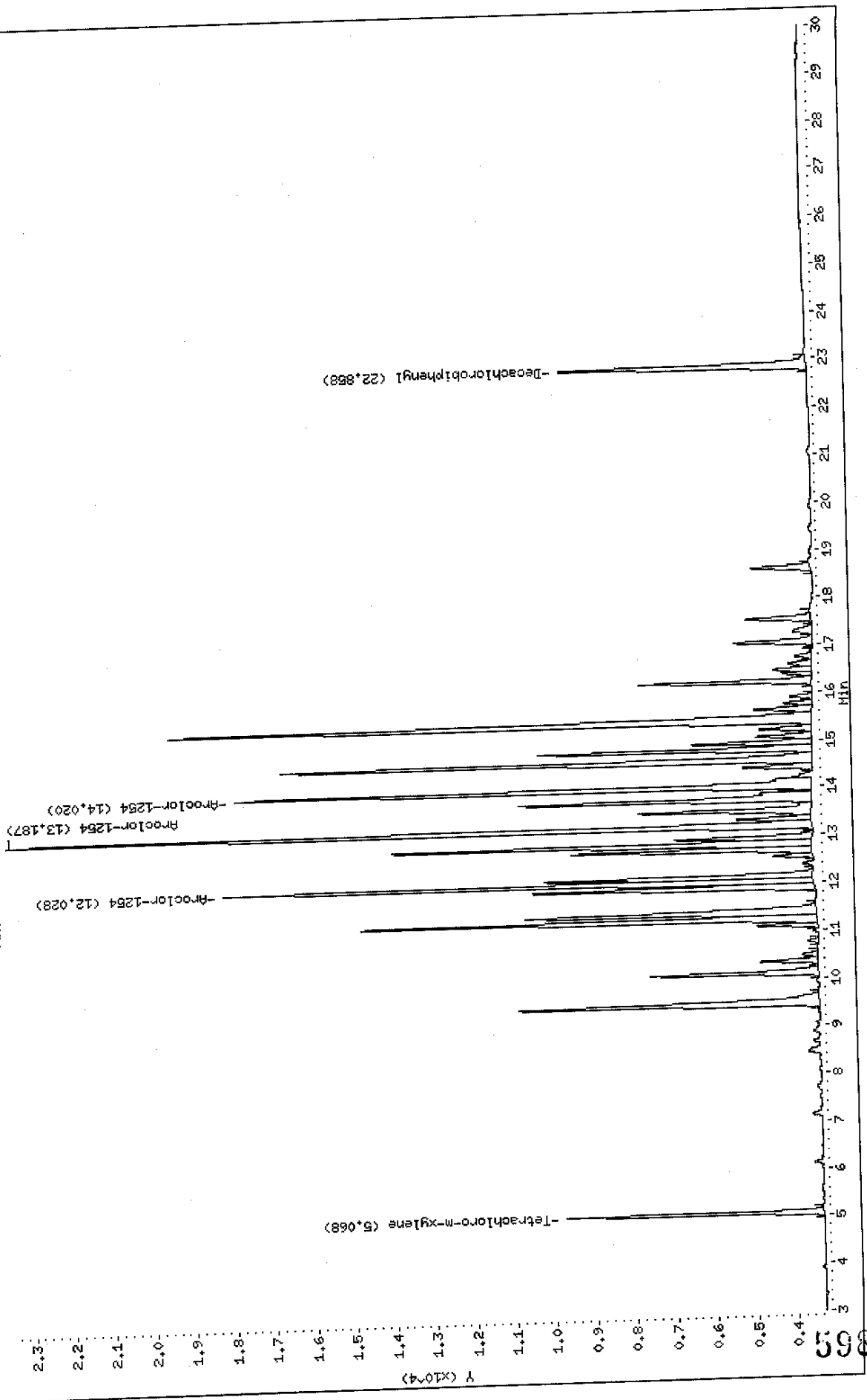
Column phase: RtxCLPrest

Instrument: E2.i

Operator: GHL

Column diameter: 0.53

\\AVOCADRO\USERDATA\Organic\svos\E2.i\020515R.B\E2I0549R.D



Data File: E2D0549F.D
 Report Date: 20-May-2002 10:35

Mitkem Corporation

Sample #1 : \\AVOGADRO\USERDATA\Organic\svoa\E2.i\020515F.B\E2D0549F.D
 Sample #2 : \\AVOGADRO\USERDATA\Organic\svoa\E2.i\020515R.B\E2D0549R.D
 Inj Date : 17-MAY-2002 00:17
 Sample Info: AR1254RE,AR1254RE,,ar1254.sub
 Misc Info : 2,3,,1
 Cal Date : 17-MAY-2002 07:22
 Operator : GML
 Inst ID : E2.i
 Dil Factor : 1.000000

Method #1 : \\AVOGADRO\USERDATA\Organic\svoa\E2.i\020515F.B\E2_PCB_F.m
 Method #2 : \\AVOGADRO\USERDATA\Organic\svoa\E2.i\020515R.B\E2_PCB_R.m
 Sub List #1 : ar1254.sub
 Sub List #2 : ar1254.sub
 Col #1 Phase : RtxCLPPest 2
 Col #2 Phase : RtxCLPPest

Concentration Formula: $Amt * DF * Uf * Vt / (Vo * Vi)$

Name	Value	Description
DF	1.000	Dilution Factor
Uf	1.000	Correction factor
Vt	10000.000	Volume of final extract (uL)
Vo	1000.000	Volume of sample extracted (ml)
Vi	1.000	Volume injected (uL)

Compound	RT#1	RT#2	Resp#1	Resp#2	Conc#1 (ug/L)	Conc#2 (ug/L)	Target Range	Ratio
Tetrachloro-m-xylene	6.473	5.068	7480	6417	0.022	0.020		100.00 (a)
Decachlorobiphenyl	27.742	22.858	6383	6175	0.025	0.023		100.00 (a)
Aroclor-1254	14.753	12.028	18060	14722	1.1	1.0	80.00- 120.00	100.00
	15.807	13.187	12563	20098	1.1	1.0	50.14- 90.14	69.56
	17.572	14.020	9707	14417	1.1	1.0	34.40- 74.40	53.75
Average of Peak Amounts =					1.1	1.0		

100% Match

QC Flag Legend

a - Target compound detected but, quantitated amount
 Below Limit Of Quantitation(BLOQ).

Data File: \\AVOGADRO\USERDATA\Organic\svoa\E2.i\020515F.BNE2D0550F.D

Date : 17-MAY-2002 00:50

Client ID: AR1660RE

Sample Info: AR1660RE,AR1660RE,,ar1660.sub

Volume Injected (ul): 1.0

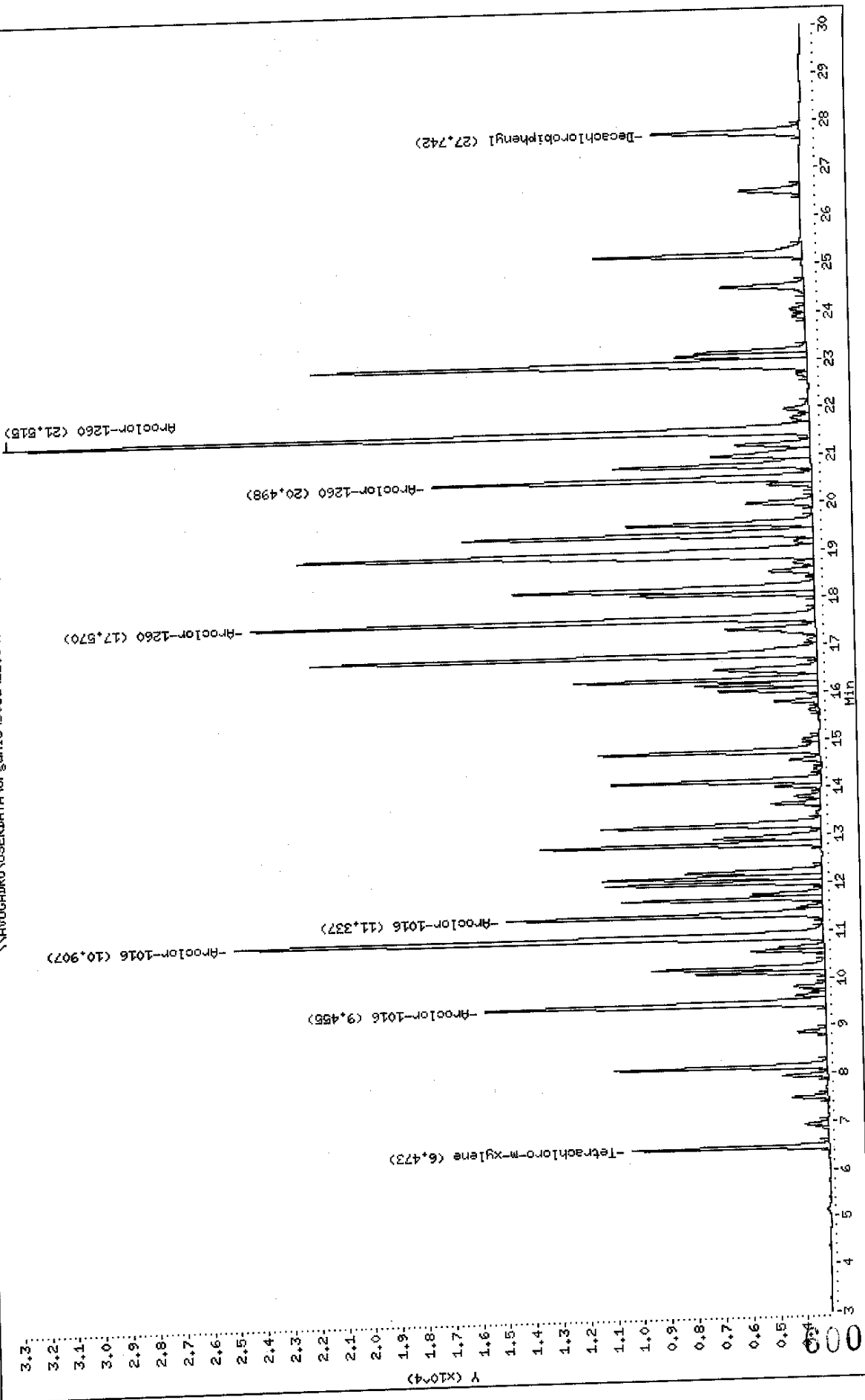
Column phase: RtxCLPrest 2

Instrument: E2.i

Operator: GML

Column diameter: 0.53

\\AVOGADRO\USERDATA\Organic\svoa\E2.i\020515F.BNE2D0550F.D



Data File: \\AVOCADRO\USERDATA\Organic\svoa\E2.i\020515R.B\E2D0550R.D

Date: 17-MAY-2002 00:50

Client ID: AR16660RE

Sample Info: AR16660RE,AR16660RE,,ar16660.sub

Volume Injected (ul.): 1.0

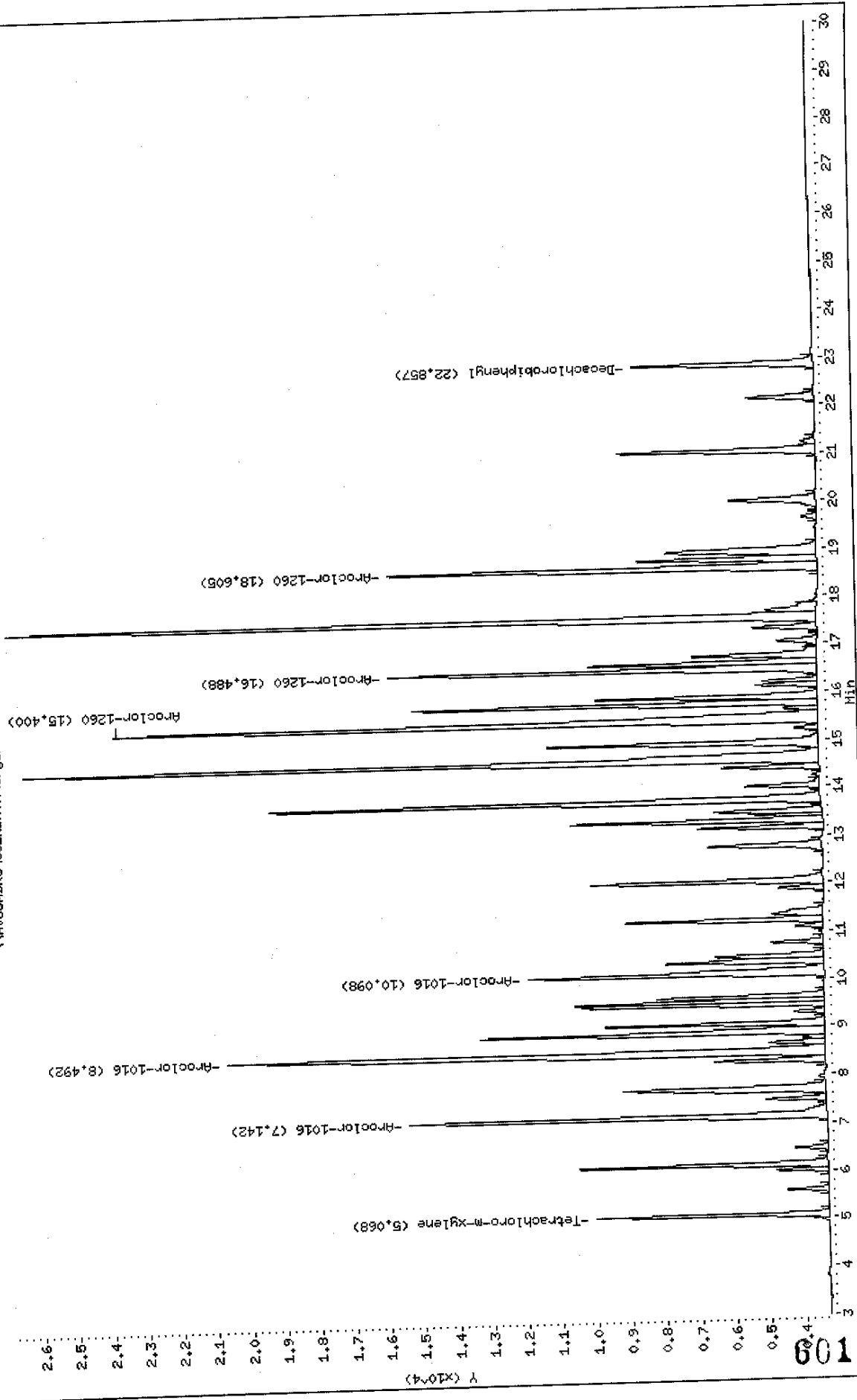
Column phase: RtxCLPPest

Instrument: E2.i

Operator: GML

Column diameter: 0.53

\\AVOCADRO\USERDATA\Organic\svoa\E2.i\020515R.B\E2D0550R.D



Data File: E2D0550F.D
 Report Date: 20-May-2002 10:36

Mitkem Corporation

Sample #1 : \\AVOGADRO\USERDATA\Organic\svoa\E2.i\020515F.B\E2D0550F.D
 Sample #2 : \\AVOGADRO\USERDATA\Organic\svoa\E2.i\020515R.B\E2D0550R.D
 Inj Date : 17-MAY-2002 00:50
 Sample Info: AR1660RE,AR1660RE,,ar1660.sub
 Misc Info : 2,3,,1
 Cal Date : 17-MAY-2002 07:22
 Operator : GML
 Inst ID : E2.i
 Dil Factor : 1.000000

Method #1 : \\AVOGADRO\USERDATA\Organic\svoa\E2.i\020515F.B\E2_PCB_F.m
 Method #2 : \\AVOGADRO\USERDATA\Organic\svoa\E2.i\020515R.B\E2_PCB_R.m
 Sub List #1 : ar1660.sub
 Sub List #2 : ar1660.sub
 Col #1 Phase : RtxCLPPest 2
 Col #2 Phase : RtxCLPPest

Concentration Formula: $Amt * DF * Uf * Vt / (Vo * Vi)$

Name	Value	Description
DF	1.000	Dilution Factor
Uf	1.000	Correction factor
Vt	10000.000	Volume of final extract (uL)
Vo	1000.000	Volume of sample extracted (ml)
Vi	1.000	Volume injected (uL)

Compound	RT#1	RT#2	Resp#1	Resp#2	Conc#1 (ug/L)	Conc#2 (ug/L)	Target Range	Ratio
Tetrachloro-m-xylene	6.473	5.068	7295	6700	0.021	0.021		100.00 (a)
Aroclor-1016	9.455	7.142	12629	12071	1.0	0.98	80.00- 120.00	100.00
	10.907	8.492	21892	17296	1.1	1.0	152.69- 192.69	173.35
	11.337	10.098	11736	8563	1.0	0.99	72.81- 112.81	92.93
Average of Peak Amounts =					1.0	0.99		
Decachlorobiphenyl	27.742	22.857	5475	5231	0.021	0.019		100.00 (a)
Aroclor-1260	17.570	15.400	20967	20379	1.0	1.0	80.00- 120.00	100.00
	20.498	16.488	14084	12417	1.0	0.98	46.86- 86.86	67.17
	21.515	18.605	29881	12444	1.1	1.0	122.10- 162.10	142.51
Average of Peak Amounts =					1.0	0.99		

Data File: E2D0550F.D
Report Date: 20-May-2002 10:36

QC Flag Legend

a - Target compound detected but, quantitated amount
Below Limit Of Quantitation(BLOQ).


Data File: \\HW06ADRO\USERDATA\Organic\svoa\E2.i\020615F.BNE2D0957F.D
 Date: 17-MAY-2002 08:16
 Client ID: AR1660RF
 Sample Info: AR1660RE,AR1660RE,,ar1660,sub
 Volume Injected (ul): 1.0
 Column phase: RtxCLPPest 2

Instrument: E2.1

Operator: GML

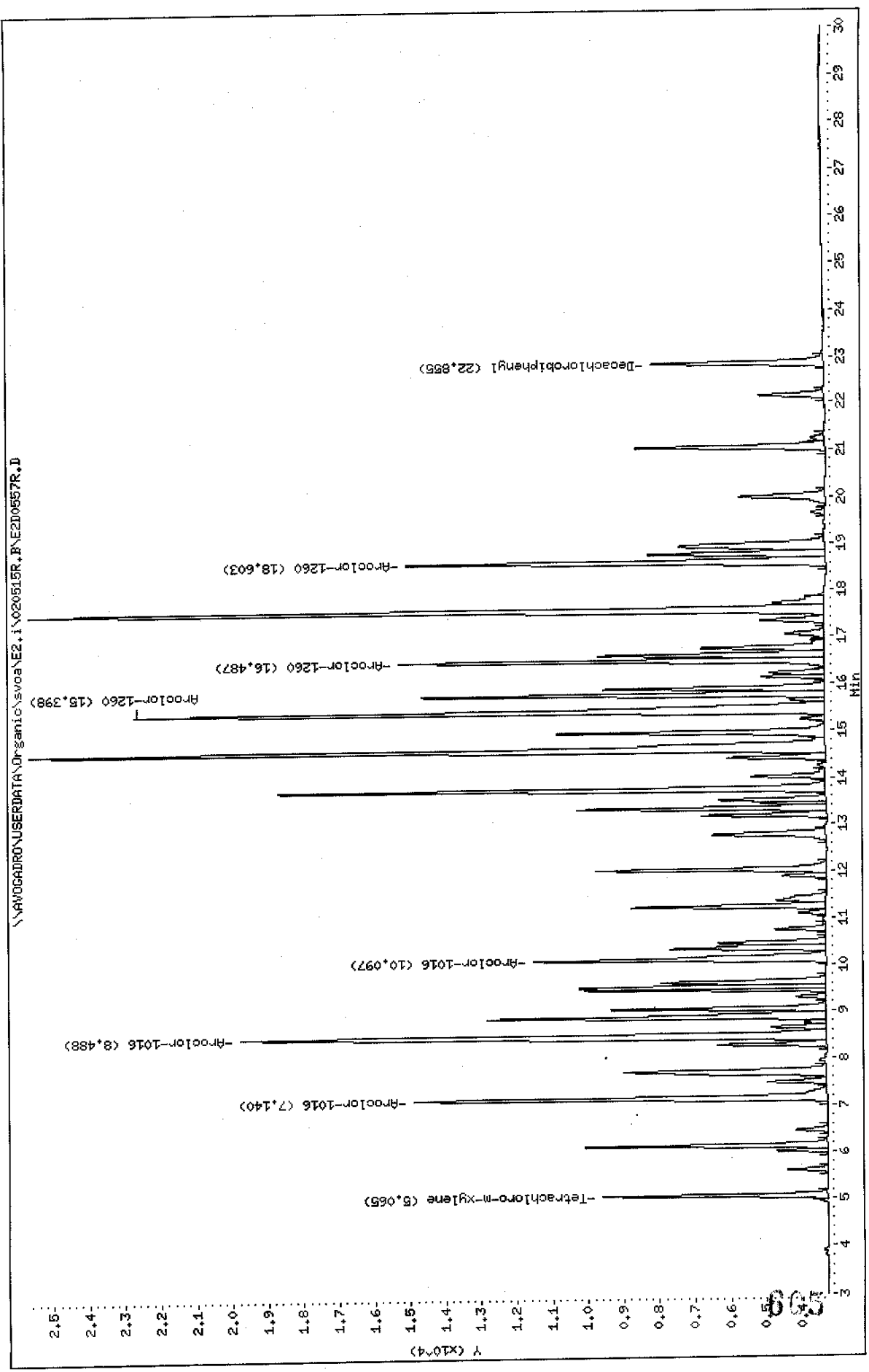
Column diameter: 0.53

\\HW06ADRO\USERDATA\Organic\svoa\E2.i\020615F.BNE2D0957F.D



Data File: \\NAVDGADRO\USERDATA\Organic\svoa\EZ.i\020515R.F\E2D0557R.D
 Date: 17-MAY-2002 08:16
 Client ID: AR1660RF
 Sample Info: AR1660RE,AR1660RE,,ar1660.sub
 Volume Injected (uL): 1.0
 Column phase: RtxCLPPest

Instrument: E2.i
 Operator: CHL
 Column diameter: 0.53



Data File: E2D0557F.D
 Report Date: 20-May-2002 10:36

Mitkem Corporation

Sample #1 : \\AVOGADRO\USERDATA\Organic\svoa\E2.i\020515F.B\E2D0557F.D
 Sample #2 : \\AVOGADRO\USERDATA\Organic\svoa\E2.i\020515R.B\E2D0557R.D
 Inj Date : 17-MAY-2002 08:16
 Sample Info: AR1660RE,AR1660RE,,ar1660.sub
 Misc Info : 2,3,,1
 Cal Date : 17-MAY-2002 09:44
 Operator : GML
 Inst ID : E2.i
 Dil Factor : 1.000000

Method #1 : \\AVOGADRO\USERDATA\Organic\svoa\E2.i\020515F.B\E2_PCB_F.m
 Method #2 : \\AVOGADRO\USERDATA\Organic\svoa\E2.i\020515R.B\E2_PCB_R.m
 Sub List #1 : ar1660.sub
 Sub List #2 : ar1660.sub
 Col #1 Phase : RtxCLPPest 2
 Col #2 Phase : RtxCLPPest

Concentration Formula: Amt * DF * Uf * Vt / (Vo * Vi)

Name	Value	Description
DF	1.000	Dilution Factor
Uf	1.000	Correction factor
Vt	10000.000	Volume of final extract (uL)
Vo	1000.000	Volume of sample extracted (ml)
Vi	1.000	Volume injected (uL)

Compound	RT#1	RT#2	Resp#1	Resp#2	Conc#1 (ug/L)	Conc#2 (ug/L)	Target Range	Ratio
Tetrachloro-m-xylene	6.472	5.065	6826	6296	0.020	0.019		100.00 (a)
Aroclor-1016	9.453	7.140	12150	11621	0.99	0.94	80.00- 120.00	100.00
	10.907	8.488	20790	16470	1.0	0.96	152.69- 192.69	171.11
	11.335	10.097	11157	8238	1.0	0.95	72.81- 112.81	91.83
	Average of Peak Amounts =				1.00	0.95		
Decachlorobiphenyl	27.738	22.855	4983	4844	0.019	0.018		100.00 (a)
Aroclor-1260	17.570	15.398	19904	19377	1.0	0.96	80.00- 120.00	100.00
	20.497	16.487	13518	11926	1.0	0.94	46.86- 86.86	67.92
	21.512	18.603	28161	11788	1.0	0.95	122.10- 162.10	141.48
	Average of Peak Amounts =				1.0	0.95		

JYL
3/2/02

Data File: E2D0557F.D
Report Date: 20-May-2002 10:36

QC Flag Legend

a - Target compound detected but, quantitated amount
Below Limit Of Quantitation(BLOQ).

FORM 1
PCB ORGANICS ANALYSIS DATA SHEET

CLIENT SAMPLE NO.

BBLK2A

Lab Name: MITKEM CORPORATION

Contract:

Lab Code: MITKEM Case No.:

SAS No.:

SDG No.: A0740

Matrix: (soil/water) SOIL

Lab Sample ID: B0514-BS2

Sample wt/vol: 30.0 (g/mL) G

Lab File ID: E2D0486F

% Moisture: 0 decanted: (Y/N) N

Date Received: _____

Extraction: (SepF/Cont/Sonc) SONC

Date Extracted: 05/14/02

Concentrated Extract Volume: 10000 (uL)

Date Analyzed: 05/15/02

Injection Volume: 1.0 (uL)

Dilution Factor: 1.0

GPC Cleanup: (Y/N) N pH: _____

Sulfur Cleanup: (Y/N) Y

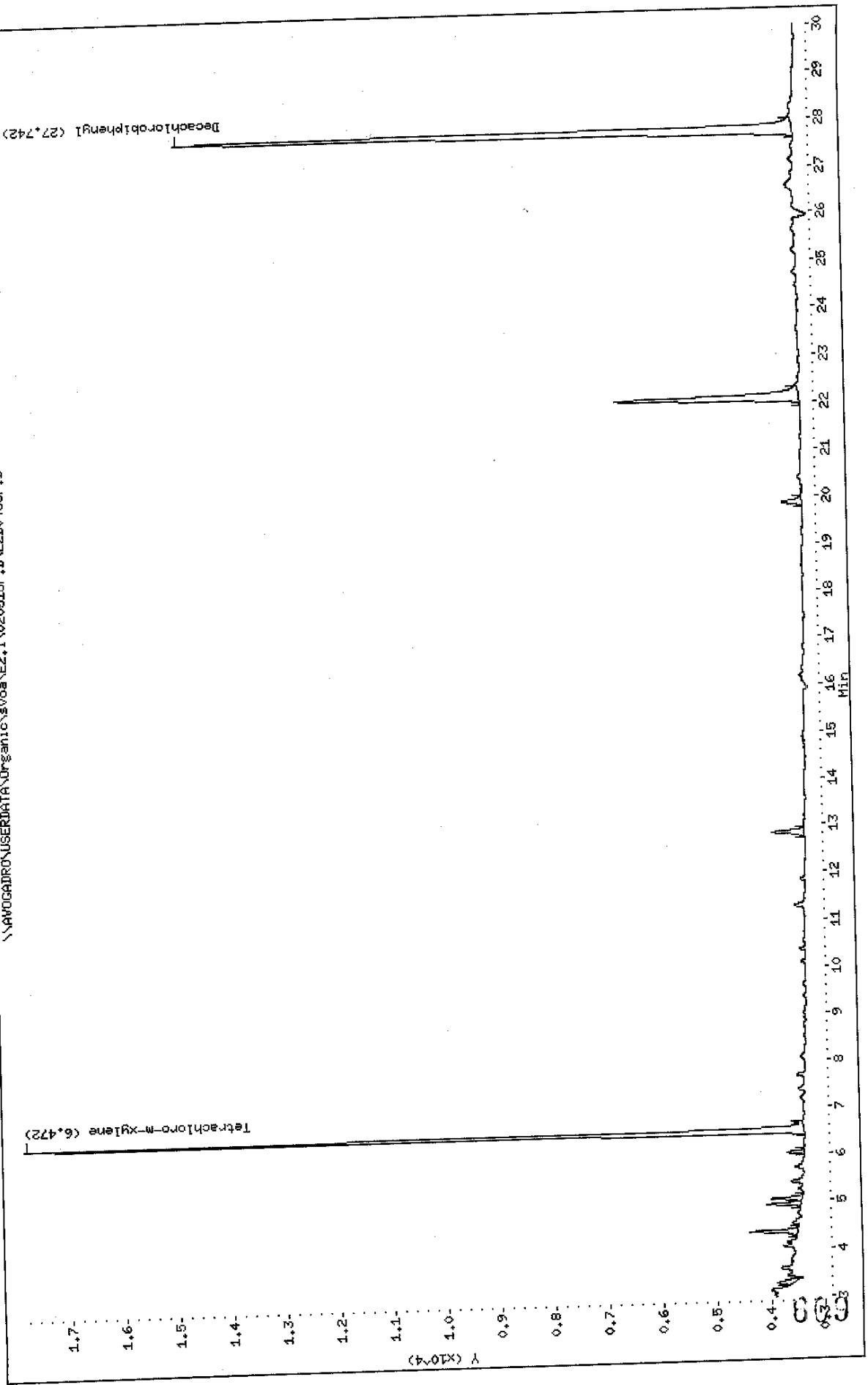
CAS NO. COMPOUND CONCENTRATION UNITS:
(ug/L or ug/Kg) UG/KG Q

12674-11-2-----	Aroclor-1016	33	U
11104-28-2-----	Aroclor-1221	33	U
11141-16-5-----	Aroclor-1232	33	U
53469-21-9-----	Aroclor-1242	33	U
12672-29-6-----	Aroclor-1248	33	U
11097-69-1-----	Aroclor-1254	33	U
11096-82-5-----	Aroclor-1260	33	U

Data File: \\AVOCADRO\USERDATA\Organic\svoa\E2.1\020515F.B\E2D0486F.D
Date: 15-MAY-2002 12:41
Client ID: BBLK2A
Sample Info: B0514-BS2,BBLK2A,B0514-BS2,pcob,sub,,
Volume Injected (ul): 1.0
Column phase: RtxCLPest 2

Instrument: E2.1
Operator: GHL
Column diameter: 0.53

\\AVOCADRO\USERDATA\Organic\svoa\E2.1\020515F.B\E2D0486F.D



Data File: \\AVOCADRO\USERDATA\Organic\svoa\E2.1\020515R.F\NE2D0486R.D

Date: 15-MAY-2002 12:41

Client ID: BBLK2A

Sample Info: B0514-BS2,BBLK2A,B0514-BS2,pcb,sub,,

Volume Injected (ul): 1.0

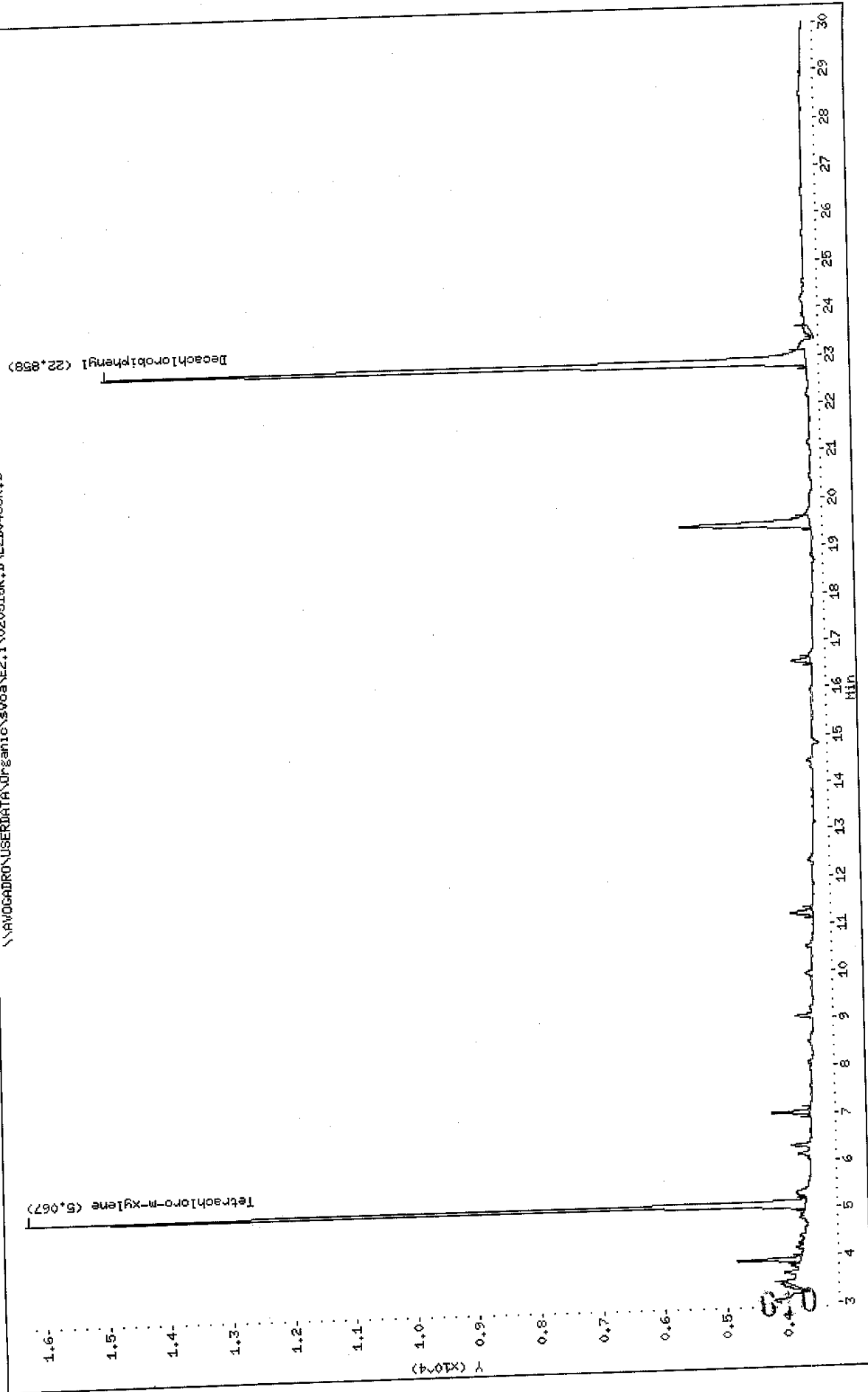
Column phase: RtxCLPPest

Instrument: E2.1

Operator: GHL

Column diameter: 0.53

\\AVOCADRO\USERDATA\Organic\svoa\E2.1\020515R.F\NE2D0486R.D



Data File: E2D0486F.D
 Report Date: 20-May-2002 10:31

Mitkem Corporation

Sample #1 : \\AVOGADRO\USERDATA\Organic\svoa\E2.i\020515F.B\E2D0486F.D
 Sample #2 : \\AVOGADRO\USERDATA\Organic\svoa\E2.i\020515R.B\E2D0486R.D
 Inj Date : 15-MAY-2002 12:41
 Sample Info: B0514-BS2,BBLK2A,B0514-BS2,pcb.sub,,
 Misc Info : 3,,BLANK,2,,,,,14-MAY-02,,A0740
 Cal Date : 17-MAY-2002 09:44
 Operator : GML
 Inst ID : E2.i
 Dil Factor : 1.000000

Method #1 : \\AVOGADRO\USERDATA\Organic\svoa\E2.i\020515F.B\E2_PCB_F.m
 Method #2 : \\AVOGADRO\USERDATA\Organic\svoa\E2.i\020515R.B\E2_PCB_R.m
 Sub List #1 : pcb.sub
 Sub List #2 : pcb.sub
 Col #1 Phase : RtxCLPPest 2
 Col #2 Phase : RtxCLPPest

Concentration Formula: $Amt * DF * Uf * Vt / (Vi * Ws * (100 - M) / 100)$

Name	Value	Description
DF	1.000	Dilution Factor
Uf	1.000	Correction factor
Vt	10000.000	Volume of final extract (uL) (1000 low, 2
Vi	1.000	Volume injected (uL)
Ws	30.000	Weight of sample extracted (g)
M	0.000	% Moisture

Compound	RT#1	RT#2	Resp#1	Resp#2	Conc#1 (ug/Kg)	Conc#2 (ug/Kg)	Target Range	Ratio
Tetrachloro-m-xylene	6.472	5.067	14503	12621	14	13		100.00
Decachlorobiphenyl	27.742	22.858	11506	11434	15	14		100.00

5/21/02

[Handwritten mark]

FORM 1
PCB ORGANICS ANALYSIS DATA SHEET

CLIENT SAMPLE NO.

B2ALCS

Lab Name: MITKEM CORPORATION

Contract:

Lab Code: MITKEM Case No.:

SAS No.:

SDG No.: A0740

Matrix: (soil/water) SOIL

Lab Sample ID: B0514-LS2

Sample wt/vol: 30.0 (g/mL) G

Lab File ID: E2D0488F

% Moisture: 0 decanted: (Y/N) N

Date Received: _____

Extraction: (SepF/Cont/Sonc) SONC

Date Extracted: 05/14/02

Concentrated Extract Volume: 10000 (uL)

Date Analyzed: 05/15/02

Injection Volume: 1.0 (uL)

Dilution Factor: 1.0

GPC Cleanup: (Y/N) N pH: _____

Sulfur Cleanup: (Y/N) Y

CAS NO. COMPOUND CONCENTRATION UNITS:
(ug/L or ug/Kg) UG/KG Q

12674-11-2-----	Aroclor-1016	320	
11104-28-2-----	Aroclor-1221	33	U
11141-16-5-----	Aroclor-1232	33	U
53469-21-9-----	Aroclor-1242	33	U
12672-29-6-----	Aroclor-1248	33	U
11097-69-1-----	Aroclor-1254	33	U
11096-82-5-----	Aroclor-1260	330	

Data File: \\AVOCADRO\USERDATA\Organic\svoa\E2.i\020515F.B\E2D0488F.D

Date : 15-May-2002 13:47

Client ID: B2ALCS

Sample Info: B0514-L52,B2ALCS,B0514-B52,pcb,sub,,

Volume Injected (ul): 1.0


Column phase: RtxCLPPest 2

Instrument: E2.i

Operator: GML

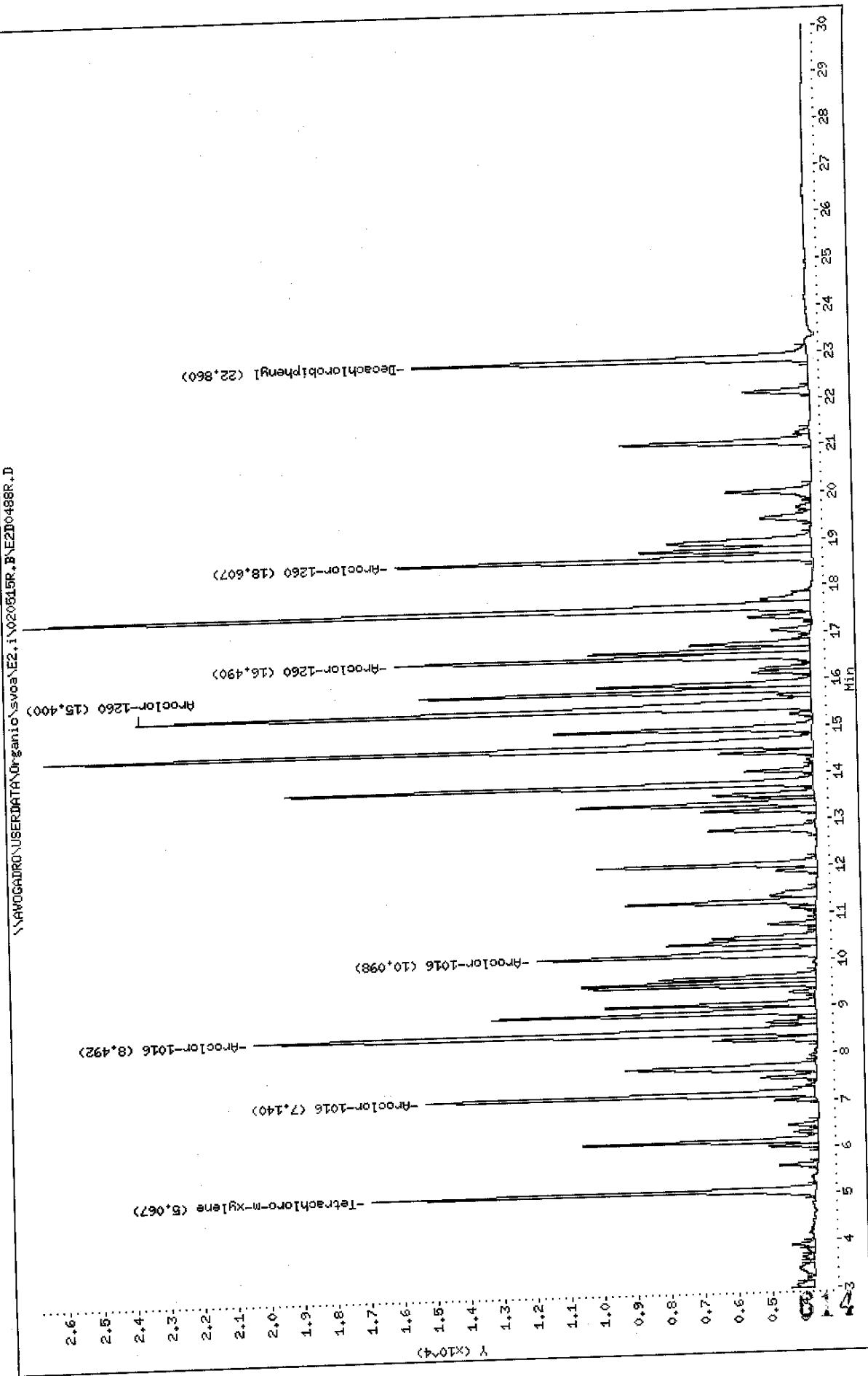
Column diameter: 0.53

\\AVOCADRO\USERDATA\Organic\svoa\E2.i\020515F.B\E2D0488F.D



Data File: \\NAVGADRD\USERDATA\Organic\svos\E2.i\020515R.B\E2D0488R.D
 Date: 15-MAY-2002 13:47
 Client ID: B2ALCS
 Sample Info: B0514-LS2,B2ALCS,B0514-BS2,pcb.sub,,
 Volume Injected (ul): 1.0
 Column phase: RtxCLPPest

Instrument: E2.i
 Operator: GML
 Column diameter: 0.53



Data File: E2D0488F.D
 Report Date: 20-May-2002 10:31

Mitkem Corporation

Sample #1 : \\AVOGADRO\USERDATA\Organic\svoa\E2.i\020515F.B\E2D0488F.D
 Sample #2 : \\AVOGADRO\USERDATA\Organic\svoa\E2.i\020515R.B\E2D0488R.D
 Inj Date : 15-MAY-2002 13:47
 Sample Info: B0514-LS2,B2ALCS,B0514-BS2,pcb.sub,,
 Misc Info : 3,,LCS,2,,,,,14-MAY-02,,A0740
 Cal Date : 17-MAY-2002 09:44
 Operator : GML
 Inst ID : E2.i
 Dil Factor : 1.000000

Method #1 : \\AVOGADRO\USERDATA\Organic\svoa\E2.i\020515F.B\E2_PCB_F.m
 Method #2 : \\AVOGADRO\USERDATA\Organic\svoa\E2.i\020515R.B\E2_PCB_R.m
 Sub List #1 : pcb.sub
 Sub List #2 : pcb.sub
 Col #1 Phase : RtxCLPPest 2
 Col #2 Phase : RtxCLPPest

Concentration Formula: Amt * DF * Uf * Vt / (Vi * Ws * (100 - M) / 100)

Name	Value	Description
DF	1.000	Dilution Factor
Uf	1.000	Correction factor
Vt	10000.000	Volume of final extract (uL) (1000 low, 2
Vi	1.000	Volume injected (uL)
Ws	30.000	Weight of sample extracted (g)
M	0.000	% Moisture

Compound	RT#1	RT#2	Resp#1	Resp#2	Conc#1 (ug/Kg)	Conc#2 (ug/Kg)	Target Range	Ratio
Tetrachloro-m-xylene	6.472	5.067	14704	13253	14	14		100.00
Decachlorobiphenyl	27.742	22.860	11890	11833	15	14		100.00
Aroclor-1016	9.453	7.140	12159	11640	330	320	80.00- 120.00	100.00
	10.907	8.492	21168	16846	340	330	152.69- 192.69	174.09
	11.335	10.098	11380	8349	340	320	72.81- 112.81	93.59
	Average of Peak Amounts =				340	320		
Aroclor-1260	17.572	15.400	20409	20205	340	330	80.00- 120.00	100.00
	20.498	16.490	13705	12402	340	330	46.86- 86.86	67.15
	21.515	18.607	29253	12461	350	330	122.10- 162.10	143.33
	Average of Peak Amounts =				340	330		

*ML
5/24/02*

W

FORM 1
PCB ORGANICS ANALYSIS DATA SHEET

CLIENT SAMPLE NO.

B-32S10S2MS

Lab Name: MITKEM CORPORATION

Contract:

Lab Code: MITKEM Case No.:

SAS No.:

SDG No.: A0740

Matrix: (soil/water) SOIL

Lab Sample ID: A0740-36AMS

Sample wt/vol: 30.4 (g/mL) G

Lab File ID: E2D0522F

% Moisture: 10 decanted: (Y/N) N

Date Received: 05/14/02

Extraction: (SepF/Cont/Sonc) SONC

Date Extracted: 05/14/02

Concentrated Extract Volume: 10000 (uL)

Date Analyzed: 05/16/02

Injection Volume: 1.0 (uL)

Dilution Factor: 1.0

GPC Cleanup: (Y/N) N pH: _____

Sulfur Cleanup: (Y/N) Y

CAS NO. COMPOUND CONCENTRATION UNITS:
(ug/L or ug/Kg) UG/KG Q

CAS NO.	COMPOUND	CONCENTRATION UNITS: (ug/L or ug/Kg) UG/KG	Q
12674-11-2-----	Aroclor-1016	1100	
11104-28-2-----	Aroclor-1221	36	U
11141-16-5-----	Aroclor-1232	36	U
53469-21-9-----	Aroclor-1242	36	U
12672-29-6-----	Aroclor-1248	1700	
11097-69-1-----	Aroclor-1254	36	U
11096-82-5-----	Aroclor-1260	460	

Data File: \\AV06ADRO\USERDATA\Organic\svoa\E2.i\020515F.B\E2I0522F.D

Date: 16-MAY-2002 07:52

Client ID: B-3281082MS

Sample Info: A0740-36AMS.B-3281082MS.B0514-BS2.Pcb.sub.rr

Volume Injected (ul): 1.0

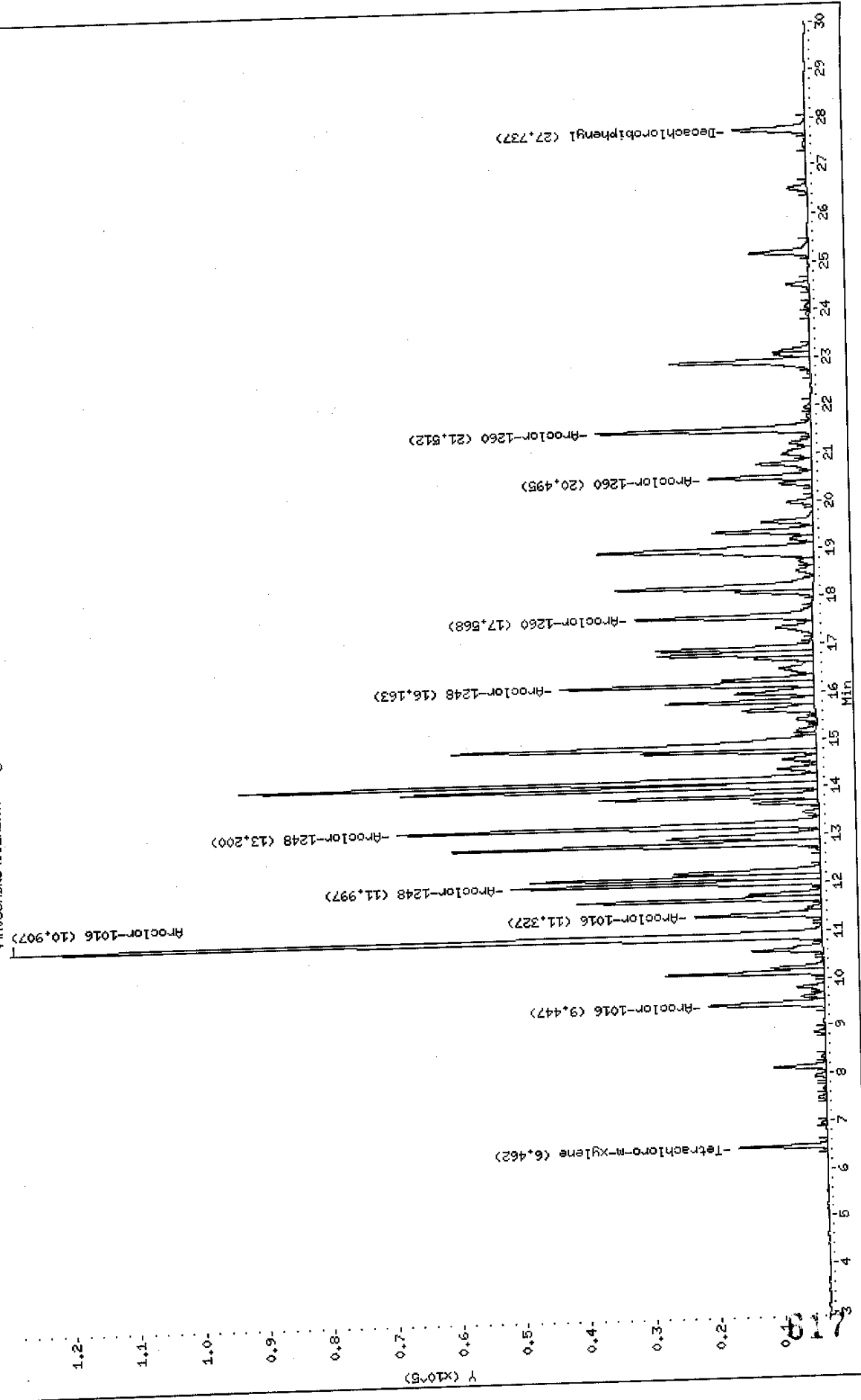
Column phase: Rtx:CLPPest 2

Instrument: E2.i

Operator: OHL

Column diameter: 0.53

\\AV06ADRO\USERDATA\Organic\svoa\E2.i\020515F.B\E2I0522F.D



Data File: \\AVOCADRO\USERDATA\Organic\svoa\E2.i\020515R.BVE2D0522R.J

Date: 16-MAY-2002 07:52

Client ID: B-32S10S2MS

Sample Info: 00740-364MS,B-32S10S2MS,B0514-852,pcb,sub,,

Volume Injected (uL): 1.0

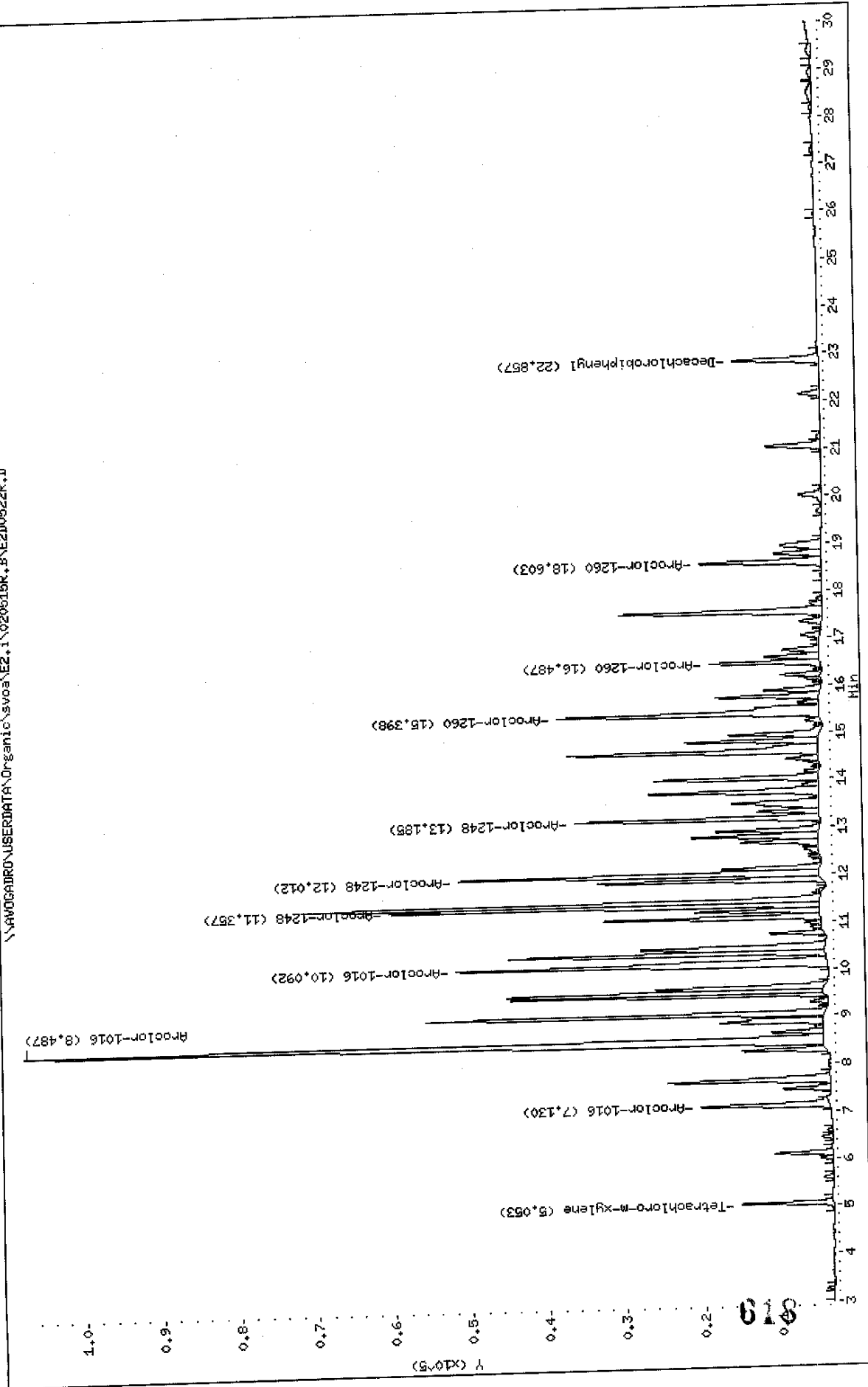
Column phase: RtxCLPFest

Instrument: E2.i

Operator: GHL

Column diameter: 0.53

\\AVOCADRO\USERDATA\Organic\svoa\E2.i\020515R.BVE2D0522R.J



Data File: E2D0522F.D
 Report Date: 20-May-2002 12:25

Mitkem Corporation

Sample #1 : \\AVOGADRO\USERDATA\Organic\svoa\E2.i\020515F.B\E2D0522F.D
 Sample #2 : \\AVOGADRO\USERDATA\Organic\svoa\E2.i\020515R.B\E2D0522R.D
 Inj Date : 16-MAY-2002 07:52
 Sample Info: A0740-36AMS,B-32S10S2MS,B0514-BS2,pcb.sub,,
 Misc Info : 3,,MS,2,,,,,14-MAY-02,14-MAY-02,A0740
 Cal Date : 20-MAY-2002 07:47
 Operator : GML
 Inst ID : E2.i
 Dil Factor : 1.000000

Method #1 : \\AVOGADRO\USERDATA\Organic\svoa\E2.i\020515F.B\E2_PCB_F.m
 Method #2 : \\AVOGADRO\USERDATA\Organic\svoa\E2.i\020515R.B\E2_PCB_R.m
 Sub List #1 : pcb.sub
 Sub List #2 : pcb.sub
 Col #1 Phase : RtxCLPPest 2
 Col #2 Phase : RtxCLPPest

Concentration Formula: $Amt * DF * Uf * Vt / (Vi * Ws * (100 - M) / 100)$

Name	Value	Description
DF	1.000	Dilution Factor
Uf	1.000	Correction factor
Vt	10000.000	Volume of final extract (uL) (1000 low, 2
Vi	1.000	Volume injected (uL)
Ws	30.400	Weight of sample extracted (g)
M	10.000	% Moisture

Compound	RT#1	RT#2	Resp#1	Resp#2	Conc#1 (ug/Kg)	Conc#2 (ug/Kg)	Target Range	Ratio
Tetrachloro-m-xylene	6.462	5.053	13764	11778	15	13		100.00
Decachlorobiphenyl	27.737	22.857	11337	11175	16	15		100.00
Aroclor-1248	11.997	11.357	48060	55818	1600	1600	80.00- 120.00	100.00(A)
	13.200	12.012	65462	46597	2000	1800	90.53- 130.53	136.21(A)
	16.163	13.185	39371	31647	1900	1800	51.03- 91.03	81.92(A)
	Average of Peak Amounts =				1800	1700		
Aroclor-1016	9.447	7.130	17972	16728	540	500	80.00- 120.00	100.00(R)
	10.907	8.487	125863	103270	2200	2200	152.69- 192.69	700.33(R)
	11.327	10.092	19608	48079	640	2000	72.81- 112.81	109.10(R)
	Average of Peak Amounts =				1100	1600		
Aroclor-1260	17.568	15.398	27654	33831	510	610	80.00- 120.00	100.00
	20.495	16.487	16084	14281	440	410	46.86- 86.86	58.16
	21.512	18.603	33473	15773	440	460	122.10- 162.10	121.04
	Average of Peak Amounts =				460	490		

7/1/02

Data File: E2D0522F.D
Report Date: 20-May-2002 12:25

QC Flag Legend

- A - Target compound detected but, quantitated amount exceeded maximum amount.
- R - Spike/Surrogate failed recovery limits.

FORM 1
PCB ORGANICS ANALYSIS DATA SHEET

CLIENT SAMPLE NO.

B-32S10S2MSD

Lab Name: MITKEM CORPORATION

Contract:

Lab Code: MITKEM Case No.:

SAS No.:

SDG No.: A0740

Matrix: (soil/water) SOIL

Lab Sample ID: A0740-36AMSD

Sample wt/vol: 30.0 (g/mL) G

Lab File ID: E2D0523F

% Moisture: 10 decanted: (Y/N) N

Date Received: 05/14/02

Extraction: (SepF/Cont/Sonc) SONC

Date Extracted: 05/14/02

Concentrated Extract Volume: 10000 (uL)

Date Analyzed: 05/16/02

Injection Volume: 1.0 (uL)

Dilution Factor: 1.0

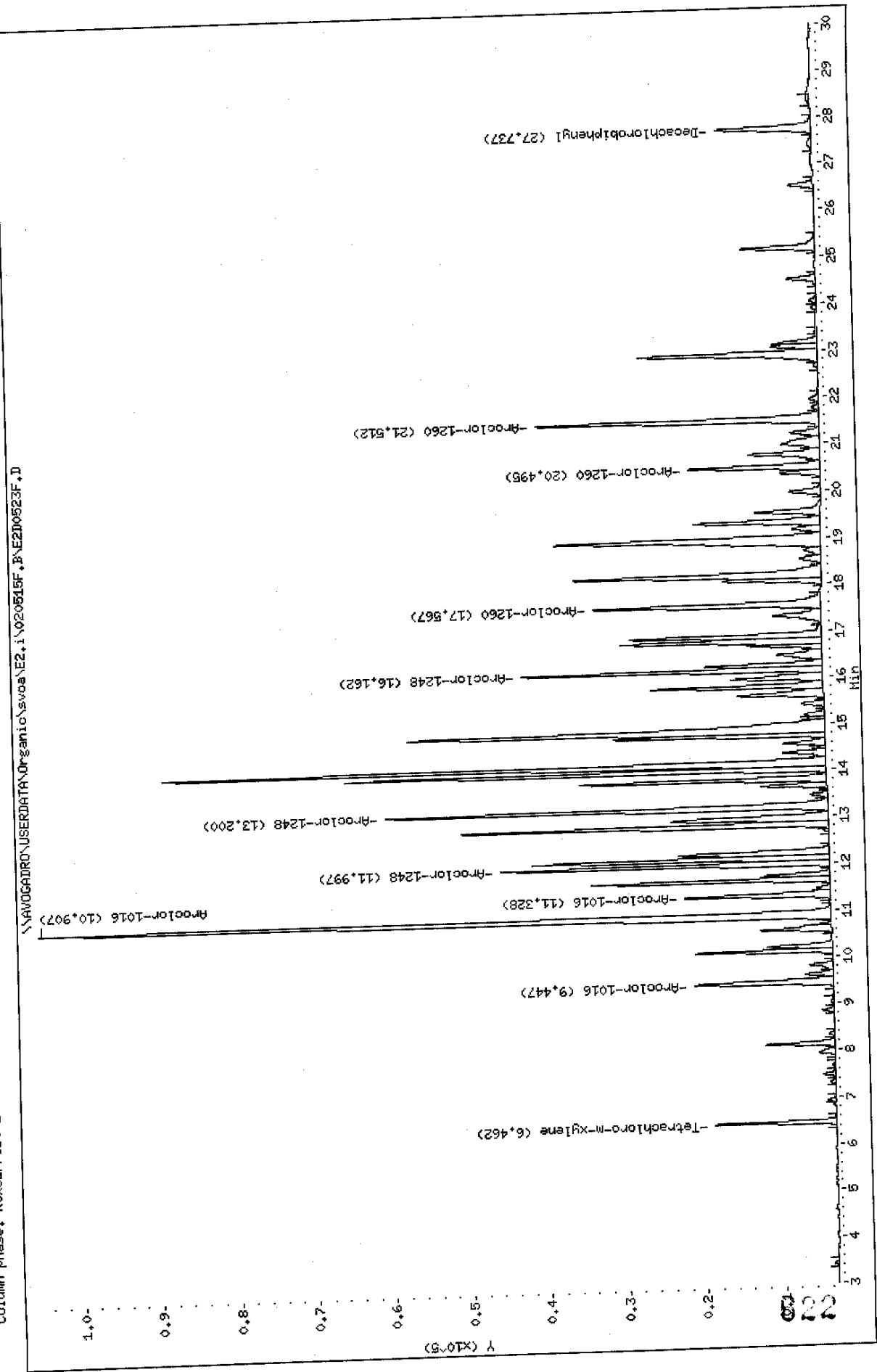
GPC Cleanup: (Y/N) N pH: _____

Sulfur Cleanup: (Y/N) Y

CAS NO. COMPOUND CONCENTRATION UNITS:
(ug/L or ug/Kg) UG/KG Q

12674-11-2-----Aroclor-1016	1000	
11104-28-2-----Aroclor-1221	37	U
11141-16-5-----Aroclor-1232	37	U
53469-21-9-----Aroclor-1242	37	U
12672-29-6-----Aroclor-1248	1700	
11097-69-1-----Aroclor-1254	37	U
11096-82-5-----Aroclor-1260	500	

Data File: \\AVOGADRO\USERDATA\organic\svoa\E2.1\020515F.P\E2I0523F.D
Date: 16-MAY-2002 08:25
Instrument: E2.1
Client ID: B-32810S2MSD
Operator: GML
Sample Info: A0740-36AHSI,B-32810S2MSD,B0514-B52,pob.sub,,
Volume Injected (uL): 1.0
Column diameter: 0.53
Column phase: RtxCLPfast 2



Data File: \\AVOGADRO\USERDATA\Organic\svoa\E2.i\020515R.F\E2D0523R.D

Date: 16-MAY-2002 08:25

Client ID: B-32S10S2HSD

Sample Info: A0740-364MSD, B-32S10S2HSD, B0514-B52, Pcb, sub, r

Volume Injected (uL): 1.0

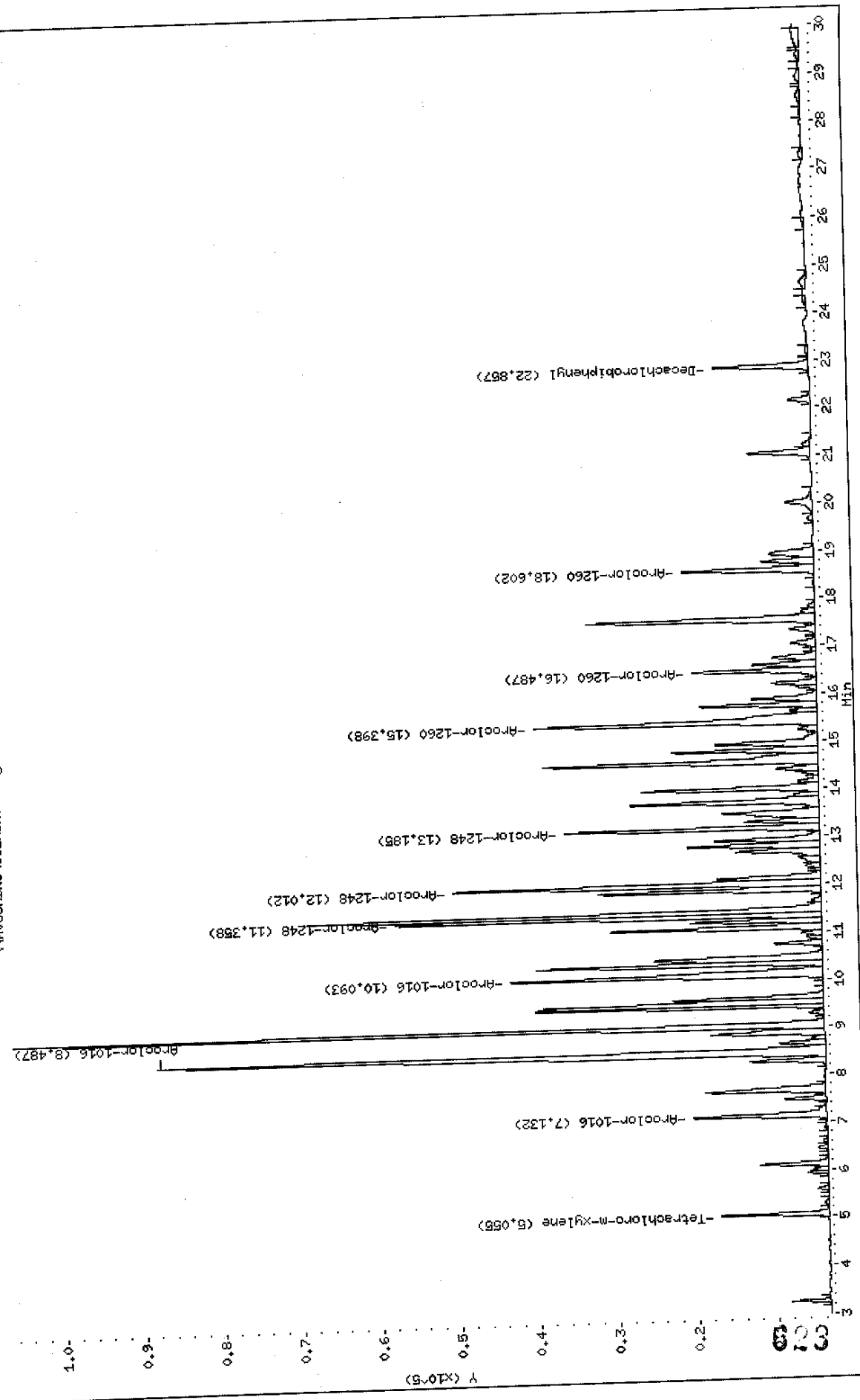
Column phase: RtxCLPFest

Instrument: E2.i

Operator: GML

Column diameter: 0.53

\\AVOGADRO\USERDATA\Organic\svoa\E2.i\020515R.F\E2D0523R.D



Data File: E2D0523F.D
 Report Date: 20-May-2002 12:25

Mitkem Corporation

Sample #1 : \\AVOGADRO\USERDATA\Organic\svoa\E2.i\020515F.B\E2D0523F.D
 Sample #2 : \\AVOGADRO\USERDATA\Organic\svoa\E2.i\020515R.B\E2D0523R.D
 Inj Date : 16-MAY-2002 08:25
 Sample Info: A0740-36AMSD,B-32S10S2MSD,B0514-BS2,pcb.sub,,
 Misc Info : 3,,MSD,2,,,,,14-MAY-02,14-MAY-02,A0740
 Cal Date : 20-MAY-2002 07:47
 Operator : GML
 Inst ID : E2.i
 Dil Factor : 1.000000

Method #1 : \\AVOGADRO\USERDATA\Organic\svoa\E2.i\020515F.B\E2_PCB_F.m
 Method #2 : \\AVOGADRO\USERDATA\Organic\svoa\E2.i\020515R.B\E2_PCB_R.m
 Sub List #1 : pcb.sub
 Sub List #2 : pcb.sub
 Col #1 Phase : RtxCLPPest 2
 Col #2 Phase : RtxCLPPest

Concentration Formula: Amt * DF * Uf * Vt / (Vi * Ws * (100 - M) / 100)

Name	Value	Description
DF	1.000	Dilution Factor
Uf	1.000	Correction factor
Vt	10000.000	Volume of final extract (uL) (1000 low, 2
Vi	1.000	Volume injected (uL)
Ws	30.000	Weight of sample extracted (g) ✓
M	10.000	% Moisture

Compound	RT#1	RT#2	Resp#1	Resp#2	Conc#1 (ug/Kg)	Conc#2 (ug/Kg)	Target Range	Ratio
Tetrachloro-m-xylene	6.462	5.055	15630	13628	17	16		100.00
Decachlorobiphenyl	27.737	22.857	12208	12064	18	16		100.00
Aroclor-1248	11.997	11.358	42185	53936	1400	1500	80.00- 120.00	100.00
	13.200	12.012	56882	46544	1800	1800	90.53- 130.53	134.84
	16.162	13.185	38713	32199	1900	1800	51.03- 91.03	91.77
	Average of Peak Amounts =				1700	1700		
Aroclor-1016	9.447	7.132	17725	16857	540	510	80.00- 120.00	100.00 (R)
	10.907	8.487	101801	84494	1800	1800	152.69- 192.69	574.34 (R)
	11.328	10.093	18634	39552	620	1700	72.81- 112.81	105.13 (R)
	Average of Peak Amounts =				990	1300		
Aroclor-1260	17.567	15.398	29188	35829	540	650	80.00- 120.00	100.00
	20.495	16.487	17015	15679	470	460	46.86- 86.86	58.29
	21.512	18.602	36485	16767	490	500	122.10- 162.10	125.00
	Average of Peak Amounts =				500	540		

Handwritten mark

Data File: E2D0523F.D
Report Date: 20-May-2002 12:25

QC Flag Legend

R - Spike/Surrogate failed recovery limits.

FORM 1
PCB ORGANICS ANALYSIS DATA SHEET

CLIENT SAMPLE NO.

B-46 2-2MS

Lab Name: MITKEM CORPORATION Contract:
 Lab Code: MITKEM Case No.: SAS No.: SDG No.: A0740
 Matrix: (soil/water) SOIL Lab Sample ID: A0740-26AMS
 Sample wt/vol: 30.0 (g/mL) G Lab File ID: E2D0503F
 % Moisture: 6 decanted: (Y/N) N Date Received: 05/14/02
 Extraction: (SepF/Cont/Sonc) SONC Date Extracted: 05/14/02
 Concentrated Extract Volume: 10000 (uL) Date Analyzed: 05/15/02
 Injection Volume: 1.0 (uL) Dilution Factor: 1.0
 GPC Cleanup: (Y/N) N pH: Sulfur Cleanup: (Y/N) Y

CAS NO. COMPOUND CONCENTRATION UNITS:
(ug/L or ug/Kg) UG/KG Q

12674-11-2-----Aroclor-1016	350	
11104-28-2-----Aroclor-1221	35	U
11141-16-5-----Aroclor-1232	35	U
53469-21-9-----Aroclor-1242	35	U
12672-29-6-----Aroclor-1248	360	
11097-69-1-----Aroclor-1254	180	P
11096-82-5-----Aroclor-1260	330	

Data File: \\AVOCADRO\USERDATA\Organic\svoc\E2.i\020515F.B\E2D0503F.D

Date : 15-MAY-2002 22:00

Client ID: B-46 2-2MS

Sample Info: A0740-26AHS,B-46 2-2MS,B0514-B52,pcb,sub,,


Volume Injected (uL): 1.0

Column phase: RtxCLPPest 2

Instrument: E2.1

Operator: GHL

Column diameter: 0.53



Data File: \\AV06ADR01\USERDATA\Organic\svos\E2.i\020515R.B\AE2D0503R.D

Date: 15-MAY-2002 22:00

Client ID: B-46 2-2HS

Sample Info: A0740-26AHS,B-46 2-2HS,B0514-B52,pob,sub,,

Volume Injected (uL): 1.0

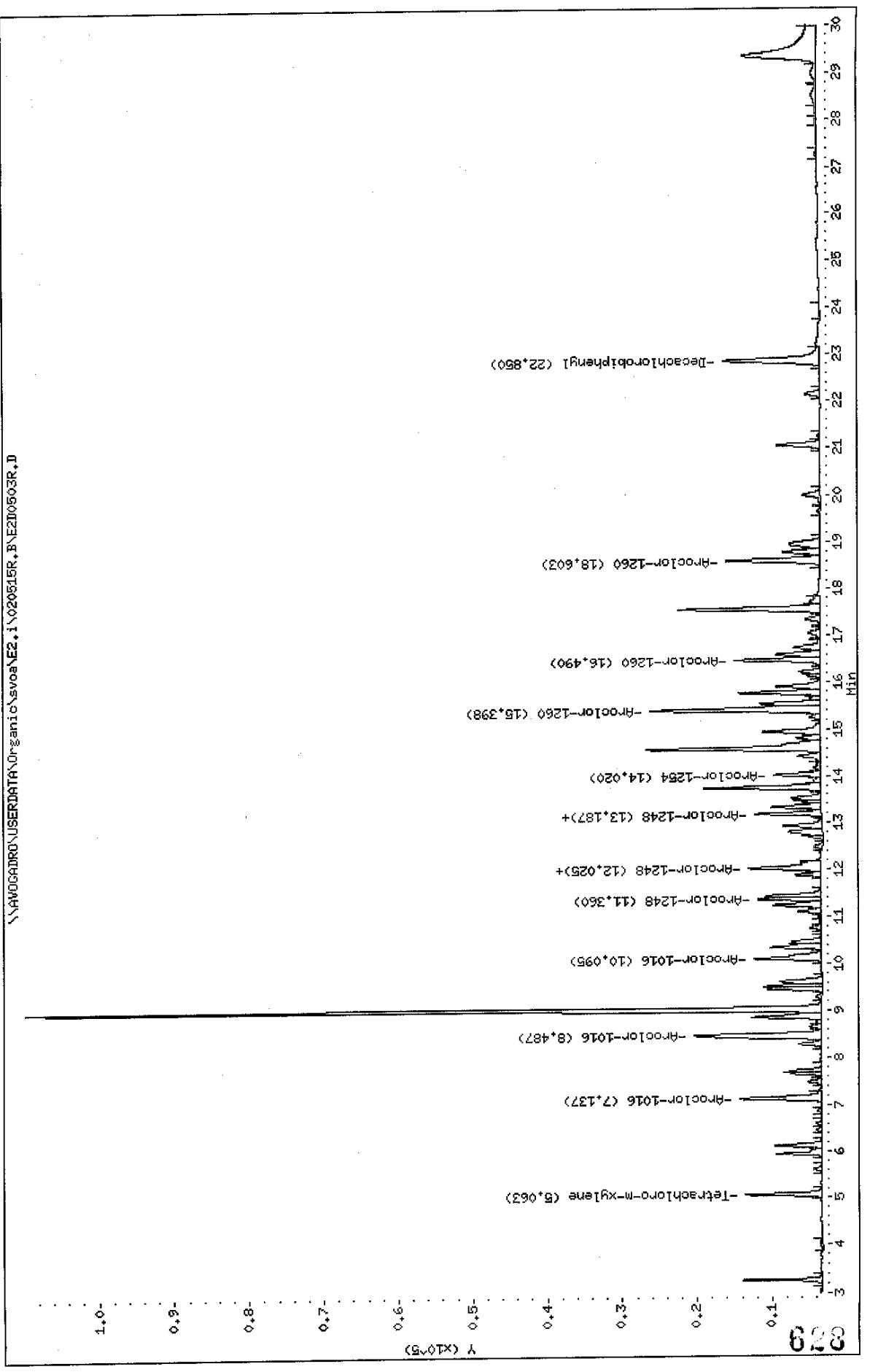
Column phase: RtxCLPPest

Instrument: E2.i

Operator: GHL

Column diameter: 0.53

\\AV06ADR01\USERDATA\Organic\svos\E2.i\020515R.B\AE2D0503R.D



Data File: E2D0503F.D
 Report Date: 20-May-2002 10:32

Mitkem Corporation

Sample #1 : \\AVOGADRO\USERDATA\Organic\svoa\E2.i\020515F.B\E2D0503F.D
 Sample #2 : \\AVOGADRO\USERDATA\Organic\svoa\E2.i\020515R.B\E2D0503R.D
 Inj Date : 15-MAY-2002 22:00
 Sample Info: A0740-26AMS,B-46 2-2MS,B0514-BS2,pcb.sub,,
 Misc Info : 3,,MS,2,,,,,,14-MAY-02,14-MAY-02,A0740
 Cal Date : 17-MAY-2002 09:44
 Operator : GML
 Inst ID : E2.i
 Dil Factor : 1.000000

Method #1 : \\AVOGADRO\USERDATA\Organic\svoa\E2.i\020515F.B\E2_PCB_F.m
 Method #2 : \\AVOGADRO\USERDATA\Organic\svoa\E2.i\020515R.B\E2_PCB_R.m
 Sub List #1 : pcb.sub
 Sub List #2 : pcb.sub
 Col #1 Phase : RtxCLPPest 2
 Col #2 Phase : RtxCLPPest

Concentration Formula: Amt * DF * Uf * Vt / (Vi * Ws * (100 - M) / 100)

Name	Value	Description
DF	1.000	Dilution Factor
Uf	1.000	Correction factor
Vt	10000.000	Volume of final extract (uL) (1000 low, 2
Vi	1.000	Volume injected (uL)
Ws	30.000	Weight of sample extracted (g)
M	6.000	% Moisture

Compound	RT#1	RT#2	Resp#1	Resp#2	Conc#1 (ug/Kg)	Conc#2 (ug/Kg)	Target Range	Ratio
Tetrachloro-m-xylene	6.468	5.063	11303	10197	12	11		100.00
Decachlorobiphenyl	27.742	22.850	10479	12867	14	17		100.00
Aroclor-1248	11.998	11.360	8790	8558	280	230	80.00- 120.00	100.00
	13.205	12.025	11178	9668	340	360	90.53- 130.53	127.17
	16.165	13.187	10889	8820	510	480	51.03- 91.03	123.88
Average of Peak Amounts =					380	360		
Aroclor-1016	9.453	7.137	11508	10995	330	320	80.00- 120.00	100.00
	10.905	8.487	21672	17025	380	350	152.69- 192.69	188.32
	11.335	10.095	10926	9038	350	370	72.81- 112.81	94.94
Average of Peak Amounts =					350	350		
Aroclor-1254	14.755	12.025	10541	9668	220	230	80.00- 120.00	100.00
	15.805	13.187	7600	8820	230	160	50.14- 90.14	72.10
	17.570	14.020	20338	6296	800	160	34.40- 74.40	192.94
Average of Peak Amounts =					420	180		

5/21/02

u

Data File: E2D0503F.D
Report Date: 20-May-2002 10:32

Compound	RT#1	RT#2	Resp#1	Resp#2	Conc#1 (ug/Kg)	Conc#2 (ug/Kg)	Target Range	Ratio
Aroclor-1260	17.570	15.398	20338	22820	360	400	80.00- 120.00	100.00
	20.498	16.490	12371	11384	330	320	46.86- 86.86	60.83
	21.515	18.603	23597	12502	300	360	122.10- 162.10	116.02
			Average of Peak Amounts =		330	360		

FORM 1
PCB ORGANICS ANALYSIS DATA SHEET

CLIENT SAMPLE NO.

B-46 2-2MSD

Lab Name: MITKEM CORPORATION Contract:
 Lab Code: MITKEM Case No.: SAS No.: SDG No.: A0740
 Matrix: (soil/water) SOIL Lab Sample ID: A0740-26AMSD
 Sample wt/vol: 30.1 (g/mL) G Lab File ID: E2D0504F
 % Moisture: 6 decanted: (Y/N) N Date Received: 05/14/02
 Extraction: (SepF/Cont/Sonc) SONC Date Extracted: 05/14/02
 Concentrated Extract Volume: 10000 (uL) Date Analyzed: 05/15/02
 Injection Volume: 1.0 (uL) Dilution Factor: 1.0
 GPC Cleanup: (Y/N) N pH: _____ Sulfur Cleanup: (Y/N) Y

CAS NO. COMPOUND CONCENTRATION UNITS:
(ug/L or ug/Kg) UG/KG Q

12674-11-2-----	Aroclor-1016	340	
11104-28-2-----	Aroclor-1221	35	U
11141-16-5-----	Aroclor-1232	35	U
53469-21-9-----	Aroclor-1242	35	U
12672-29-6-----	Aroclor-1248	350	
11097-69-1-----	Aroclor-1254	180	P
11096-82-5-----	Aroclor-1260	330	

Data File: \\AV06ADRO\USERDATA\Organic\svoa\E2.i\020515F.B\E2D0504F.D

Date: 15-MAY-2002 22:33

Client ID: B-46 2-2MSD

Sample Info: A0740-26ANSD,B-46 2-2MSD,B0514-B52,pob.sub,,


Volume Injected (uL): 1.0

Column phase: RtxCLPPest 2

Instrument: E2.1

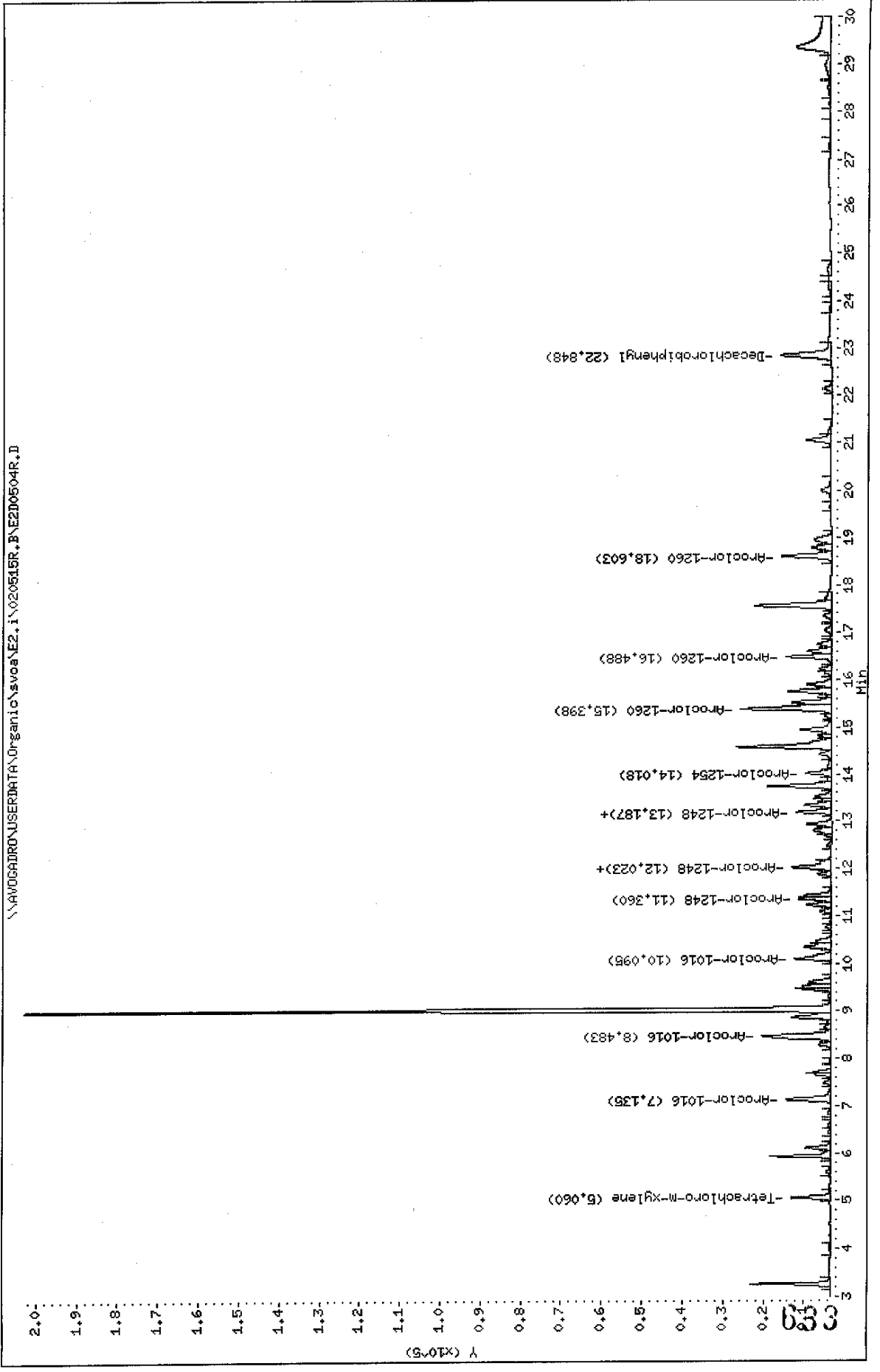
Operator: GHL

Column diameter: 0.53



Data File: \\AVOGADRON\USERDATA\Organic\svoc\E2.i\020515R,B\E2D0504R.D
 Date: 15-MAY-2002 22:33
 Client ID: B-46 2-2MSD
 Sample Info: A0740-26AHSD,B-46 2-2MSD,B0514-B52,pcb,sub,,
 Volume Injected (ul): 1.0
 Column phase: RtXCLPPest

Instrument: E2.1
 Operator: GHL
 Column diameter: 0.53



\\AVOGADRON\USERDATA\Organic\svoc\E2.i\020515R,B\E2D0504R.D

Data File: E2D0504F.D
 Report Date: 20-May-2002 10:32

Mitkem Corporation

Sample #1 : \\AVOGADRO\USERDATA\Organic\svoa\E2.i\020515F.B\E2D0504F.D
 Sample #2 : \\AVOGADRO\USERDATA\Organic\svoa\E2.i\020515R.B\E2D0504R.D
 Inj Date : 15-MAY-2002 22:33
 Sample Info: A0740-26AMSD,B-46 2-2MSD,B0514-BS2,pcb.sub,,
 Misc Info : 3,,MSD,2,,,,,,14-MAY-02,14-MAY-02,A0740
 Cal Date : 17-MAY-2002 09:44
 Operator : GML
 Inst ID : E2.i
 Dil Factor : 1.000000

Method #1 : \\AVOGADRO\USERDATA\Organic\svoa\E2.i\020515F.B\E2_PCB_F.m
 Method #2 : \\AVOGADRO\USERDATA\Organic\svoa\E2.i\020515R.B\E2_PCB_R.m
 Sub List #1 : pcb.sub
 Sub List #2 : pcb.sub
 Col #1 Phase : RtxCLPPest 2
 Col #2 Phase : RtxCLPPest

Concentration Formula: Amt * DF * Uf * Vt / (Vi * Ws * (100 - M) / 100)

Name	Value	Description
DF	1.000	Dilution Factor
Uf	1.000	Correction factor
Vt	10000.000	Volume of final extract (uL) (1000 low, 2
Vi	1.000	Volume injected (uL)
Ws	30.100	Weight of sample extracted (g) //
M	6.000	% Moisture //

Compound	RT#1	RT#2	Resp#1	Resp#2	Conc#1 (ug/Kg)	Conc#2 (ug/Kg)	Target Range	Ratio
Tetrachloro-m-xylene	6.465	5.060	10890	9678	11	10		100.00
Decachlorobiphenyl	27.740	22.848	10024	12396	14	16		100.00
Aroclor-1248	11.998	11.360	8736	8134	280	220	80.00- 120.00	100.00
	13.203	12.023	10879	9489	330	360	90.53- 130.53	124.53
	16.165	13.187	10625	8738	490	470	51.03- 91.03	121.62
Average of Peak Amounts =					370	350		
Aroclor-1016	9.452	7.135	11502	11004	330	320	80.00- 120.00	100.00
	10.903	8.483	21575	16994	370	350	152.69- 192.69	187.58
	11.333	10.095	10888	8963	340	370	72.81- 112.81	94.66
Average of Peak Amounts =					350	350		
Aroclor-1254	14.753	12.023	10310	9489	220	230	80.00- 120.00	100.00
	15.803	13.187	8561	8738	260	160	50.14- 90.14	83.04
	17.570	14.018	20253	6166	800	160	34.40- 74.40	196.44
Average of Peak Amounts =					430	180		

Handwritten: 2/25/02

Data File: E2D0504F.D
Report Date: 20-May-2002 10:32

Compound	RT#1	RT#2	Resp#1	Resp#2	Conc#1 (ug/Kg)	Conc#2 (ug/Kg)	Target Range	Ratio
Aroclor-1260	17.570	15.398	20253	22430	360	390	80.00- 120.00	100.00
	20.498	16.488	12285	11206	320	310	46.86- 86.86	60.66
	21.515	18.603	23413	12345	300	350	122.10- 162.10	115.60
			Average of Peak Amounts =		330	350		

K

MITKEM CORPORATION ORGANIC PREP - SAMPLE PREPARATION : PEST/PCB

Date:	Analysis:	Method & SOP #	Matrix:	Project(s)				
5-14-02	8082	Aq: 3510C (SepF) 3520C (Liq/Liq) Soil: 3550B (Sonic) 3540C (Soxhlet)	Aqueous Soil <input checked="" type="checkbox"/> Wipe Oil <input type="checkbox"/> Other:	A0740				
Blank ID	LCS ID	Analyst	Solvent Lot #	Time Started:	Time Ended:	Acid / Copper Cleanup	Date / Analyst	Date Extract Trans.
B0514-B52	B0514-LS2	8P	X06H16	6:00 PM	3:00 PM			
Sample ID	Client ID	Surrogate Spike Added	Spiked By	Witness	Esterification Date / Analyst	Final Concentration Date / Analyst	Final Concentration Volume	
B0514-B52		0P0020320A 2mL	8P	GP		5/14/02 GP	10mL	
-LS2								
A0740-21	17							
-22	9							
-23	14							
-24	10							
-25	12							
-26	6							
-26MS	6		0P0020321B 1mL					
-26MSD	6							
-27	16							
-28	14							
-29	13							
-30	7							
-31	10							
-32	7							
-33	14							
-34	16							
-35	26							

Comments:

Water Bath Temp. 95°C

Sonicator Tuned? Yes No

KL 5/20/02

MITKEM CORPORATION ORGANIC PREP - SAMPLE PREPARATION : PEST/PCB

Date:	Analysis:		Method & SOP #	Matrix:		Project(s)	
	Blank ID	Sample ID		Aqueous	Soil		Wipe
5-14-02	808Z		Aq: 3510C (Sppf) 3520C (Liq/Liq) Soil: 3550B (Some) 3540C (Soxhlet) Other:			A0740	
Blank ID	LCS ID	Analyst	Witness	Solvent Lot #	Time Started:	Time Ended:	Acid / Copper Cleanup Date / Analyst
80514-85Z	80514-LSZ	SP	GP	X06H16	6:00 PM	8:00 PM	8P
Sample ID	Client ID	Surrogate Spike Added	Emulsion	Esterification Date / Analyst	Final Concentration	Final Concentration	Date / Analyst
		Wt (g) / Vol (ml)					
A0740 - 36		30.5		5/14/02	10ml		5/14/02
-36MS		30.4					
-36MSD		30.0					
-37	11	30.0					
-38	10	30.3					
-39	6	30.1					
-40	5	30.3					

Comments:

Water Bath Temp. 95°C

Sonicator Tuned: Yes/No

K. Chin 5/14/02

MITKEM CORP. % Moisture and % Solid Determination Logbook

Date In	Sample ID	Oven Temp. In	Tare Wt. (g)	Wet Wt. (g)	Wet Wt. Tared (g)	Date Out	Oven Temp. Out	Dry Wt. (g)	Dry Wt. Tared (g)	% Solids	Analyst	Calc. Checked
5-15-02	A0740	100°C	1.0	5.0	4.0	05-16-02	165	4.5	3.5	88	JA	
	-017			5.7	4.7			5.1	4.1	87		
	-018			6.3	5.3			6.0	5.0	94		
	-019			5.7	4.4			4.8	3.8	90		
	-020			5.0	4.0			4.7	3.7	92		
	-021			5.8	4.8			5.0	4.0	83		
	-022			7.9	6.9			7.2	6.2	91		
	-023			6.2	5.2			5.5	4.5	86		
	-024			5.9	4.9			5.4	4.4	90		
	-025			5.8	4.8			5.2	4.2	89		
	-026			6.4	5.4			5.9	4.9	94		
	-027			5.5	4.5			4.8	3.8	84		
	-028			5.9	4.9			5.2	4.2	80		
	-029			7.9	6.9			7.0	6.0	87		
	-030			7.1	6.1			6.7	5.7	93		
	-031			8.4	7.4			7.7	6.7	90		
	-032			5.3	4.3			5.0	4.0	93		
	-033			7.3	6.3			6.4	5.4	86		
	-034			7.3	6.3			6.7	5.7	90		
	-035			8.0	7.0			6.9	5.9	84		
	-036			7.6	6.6			6.4	5.4	97		
	-037						NOT RECORDED		emphas			

% Solid = Dry Wt. Tared/Wet Wt. Tared x 100

% Moisture = 100 - % Solid

QAT00209

Log ID: 95R-05

Reviewed By: Kc Spator

Page: 0 0088

MITKEM CORP. % Moisture and % Solid Determination Logbook												
Date In	Sample ID	Oven Temp. In	Tare Wt. (g)	Wet Wt. (g)	Wet Wt. Tared (g)	Date Out	Oven Temp. Out	Dry Wt. (g)	Dry Wt. Tared (g)	% Solids	Analyst	Calc. Checked
5-15-02	A0740	100°C	1.0	6.7	5.7	05-16-02	105	6.1	5.1	89	TD	
	-088			6.1	5.1			5.6	4.6	90		
	-089			6.5	5.5			6.2	5.2	94		
	-090			5.4	4.4			5.2	4.2	95		
	-091			7.3	6.3			7.2	6.2	96		
	-092			6.0	5.0			5.7	4.7	94		
	-093			5.6	4.6			5.4	4.4	96		
	-094			7.0	6.0			6.8	5.8	97		
	-095			9.7	8.7			9.1	8.1	93		
	-096			5.7	4.7			5.1	4.1	87		
5-15-02	A0744	100°C	1.0	7.9	6.9	05-16-02	105	6.7	5.7	93		
	-097			5.4	4.4			4.3	3.3	75		
	-098			7.3	6.3			6.4	5.4	86		
	-099			11.8	10.8			10.2	9.2	85		
5-15-02	A0753	100°C	1.0	7.1	6.1	05-16-02	105	6.3	5.3	87		
	-100			6.8	5.8			6.1	5.1	86		
5-15-02	A0748-01	100°C	1.0	6.7	5.7	5/16/02	105	6.2	5.2	91		
5-16-02	A0774-01	100°C	1.0	5.5	4.5	5/16/02	105	5.1	4.1	91		

% Solid = Dry Wt. Tared/Wet Wt. Tared x 100
 % Moisture = 100 - % Solid

QAT00209
 Log ID: 95SR-05
 Reviewed By: KC Spahr
 Page: 0089

MITKEM CORP. % Moisture and % Solid Determination Logbook

Date In	Sample ID	Oven Temp. In	Tare Wt. (g)	Wet Wt. (g)	Wet Wt. Tared (g)	Date Out	Oven Temp. Out	Dry Wt. (g)	Dry Wt. Tared (g)	% Solids	Analyst	Calc. Checked
5-18-02	A0779-014	105°C	1.0	7.3	6.3						Sh	
	↓ -015			6.0	5.0							
	↓ -016			9.3	8.3							
	↓ -017			7.9	6.9							
5-18-02	A0783-01	105°C	1.0	5.2	4.2							
5-20-02	A0740-35	105°C	1.0g	10.8g	9.8g	5/20/02	105°	10.4	9.4	95.9%		

% Solid = Dry Wt. Tared/Wet Wt. Tared x 100

% Moisture = 100 - % Solid

QAT00209

Log ID: SR-05

Reviewed By: KL

5/20/02

Page: 0096

MILKMEI UKFUMATION

Date	Lab ID	Client ID.	Std. ID.	Method	Filename	Dilution	yes/no	Analyst	Comments
5/10/02	PRIME			CLP K6	000190 0392			ML	
					93 0093				
					94 0094				
					0095				
	PIBLK				0393				I-CAL OK FOR SIGN
	AR132 RL3	AR132 RL3	PW020110B		94				
	2154 RL1	AR154 RL1	PW020204P		95				
					96				
					97				
					98				
					99				
					400				
	AR147 RL1	AR147 RL1	PW020204K		01				
					02				
					03				
					04				
					05				
	AR148 RL1	AR148 RL1	PW020204D		06				
					07				
					08				
					09				
					10				
	AR150 RL1	AR150 RL1	PW020205A		11				

Reviewed By: Kc 5/10/02

MITKEM CORPORATION - PEST/PCB RUN LOGBOOK: INSTRUMENT E2

Date	Lab ID	Client ID.	Std. ID.	Method	Filename	Dilution	yes/no	Analyst	Comments
5/10/02	AR1660 R13	AR1660 R13	AW330304MS	COPK6	E2D041Z	-	✓	JPL	
	↓	L4	R	↓	13	↓	↓		
	L5	L5	Q		14				
	AR1660 S3	-	-		15		✓✓		
↓	PE01K	-	-	↓	16	↓	-		

MITKEM CORPORATION - PEST/PCB RUN LOGBOOK: INSTRUMENT E2

Date	Lab ID	Client ID.	Std. ID.	Method	Filename	Dilution	yes/no	Analyst	Comments
5/15/02	PEBLK	-	-	CLPK6	E2D0497	-	-	JPC	
	PR042 EC	PR042 EC	PL020401A		48		✓		
	1248	1248	PL020401A		49		✓		
	1254	1254	B		500		✓		
	1660	1660	PL020401A		01		✓		
	PEBLK	-	-		02		→		
	A0740-76AMS	B-462-205			03		✓		
	-26A 010	↓ MS0			04		✓		48, 54
	-17A	B-47 0-2			05	x10	✓		54
	-28A	↓ 2-2			06		✓		48, 54
	-29A	0-48 0-2			07		✓		48
	-30A	↓ 2-2			08		✓		48
	-31A	B-49 0-2			09		✓		RUN STRAIGHT
	-32A	↓ 2-2			10		REWIN		54
	-33A	B-50 0-2			11		✓		54
	-34A	↓ 2-2			12		✓		
	PEBLK	-	-		14		-		
	PR042 EC	PR042 EC	PL020401A		15		✓		
	1248	1248	PL020401A		16		✓		
	1254	1254	B		17		✓		
	1660	1660	PL020401A		18		✓		
	PEBLK	-	-		19		-		
	A0740-35A	B-3951051			20	x10	✓		48

MITKEM CORPORATION - PEST/PCB RUN LOGBOOK: INSTRUMENT E2

Date	Lab ID	Client ID.	Std. ID.	Method	Filename	Dilution	yes/no	Analyst	Comments
5/15/02	A0740-36A	B-32 S1052		CCPVC	02D0521	x10	✓	JPL	UB
	36A MS	MS			22		✓		UB
	37				24	x10	✓		UB
	38				25		—		NEED STRAIGHT
	39				26		—		
	40				27	↓	—		↓
	41 / JPK SINK				28 / JPK SINK		✓		ND
	42				29	↓	✓		UB
	36MSP				23		✓		
	PFSLK				30	↓	—		
	↓				31		—		
	AR1248 RD				32		✓		
	1248		PW020429A		33		✓		
	1254		PW020401A		34		✓		
	1660 ↓		B		35		✓		
	PFSLK				0036		—		
	A0740-32A	B-44 2-2			536		✓		54
	-43A	B-32E10151			37		—		NEED X10
	-44A	52			38 JPK SINK		✓		UB
	-45A	53			35		—		NEED X5
	-46A	54			40	↓	—		NEED X5
	A0740-31A	B-44 0-2			41	x5	✓		UB
	24A	B-45 2-2			42	—	✓		UB

MITKEM CORPORATION - PEST/PCB RUN LOGBOOK: INSTRUMENT E2

Date	Lab ID	Client ID.	Std. ID.	Method	Filename	Dilution	yes/no	Analyst	Comments
5/15/02	ACT40-26A	B-40 2-2	-	CLP 166	E2D0543	-	✓	SDC	1248, 1254
	-38A	B-38S1054	↓		44		✓		48
	-39A	B-39W1051	↓		45		✓		48, 54
	PIBCK				46		-		
	ACT40 RE	ACT1242 RE	PWS20125A		47		✓		
	1243	1248	PWS20125A		48		✓		
	1254	1254	B		49		✓		
	1660	1660	PWS20125A		50		✓		
	PIBCK				51		-		ND
	ACT40-40A		↓		52		✓		
	PIBCK				53		-		
	ACT1242 RE RF	ACT1242 RE RF	PWS20125A		54		✓		
	1243	1248	PWS20125A		55		✓		
	1254	1254	B		56		✓		
	1660	1660	PWS20125A		57		✓		
	PIBCK				58		-		
	ACT40-01				59		✓		ND

646 QAT00176

KC 5/16/02

Revised By:

MITKEM CORPORATION: Sample Receipt Tracking Logbook

Project	Date Received	Client	Storage Location	#s/ Analyst/ Date In	#s/ Analyst/ Date Out	#s/ Analyst/ Date In	#s/ Analyst/ Date Out	#s/ Analyst/ Date In	#s/ Analyst/ Date Out	#s/ Analyst/ Date In	Dispose After	Date Disposed
A0736	5-11-02	DND	YOA LI	01-04 01-04	1-5 TS 5-11-02	1-5 TS 5-11-02					7-11-02	
A0737	5-13-02	GZA	SH 5-11-02 R1A-1 YOA R2 MSMA F3	01-05 07-10 01-06 01-05 01-05 01-05	1-5, 7, 9 DAS/IS 1-5, 7-9 100517	1-5, 7, 9 OF 5115					7-13-02	
A0738	5-14-02	CONV PACOR	6806	01-13	1-13 1-13 5/14	1-13 5/14					11-14-02	
A0739	5-14-02	DND	YOA FA	01-07 01-06	1-6 8P 5/14/02	Empty 8P 5/14/02					7-14-02	
A0740	5-14-02	DND	SH 5-14-02 14	01-46	1-46 6P 5/14/02	1-46 6P 5/14/02					7-14-02	

Reviewed By: KC 5/21/02



* PCB Organics *

SDG C

FORM 2
SOIL PCB SURROGATE RECOVERY

Lab Name: MITKEM CORPORATION

Contract:

Lab Code: MITKEM

Case No.:

SAS No.:

SDG No.: A0740

GC Column(1): RTXCLPPEST 2 ID: 0.53 (mm) GC Column(2): RTXCLPPEST ID: 0.53 (mm)

	CLIENT SAMPLE NO.	TCX 1 %REC #	TCX 2 %REC #	DCB 1 %REC #	DCB 2 %REC #	OTHER (1)	OTHER (2)	TOT OUT
01	BBLK3A	104	96	112	103			0
02	B3ALCS	102	96	110	103			0
03	B-32W10S3	110	102	114	104			0
04	B-32W10S4	99	91	109	99			0
05	B-32E10S2	125	112	125	116			0
06	B-32E10S1	95	84	127	120			0
07	B-32E10S3	85	77	111	101			0
08	B-32E10S4	131	115	165D	152			0
09								
10								
11								
12								
13								
14								
15								
16								
17								
18								
19								
20								
21								
22								
23								
24								
25								
26								
27								
28								
29								
30								

ADVISORY
QC LIMITS

S1 (TCX) = Tetrachloro-m-xylene (42-147)
S2 (DCB) = Decachlorobiphenyl (29-155)

Column to be used to flag recovery values
* Values outside of QC limits
D Surrogate diluted out

FORM 3
SOIL PCB LAB CONTROL SAMPLE

Lab Name: MITKEM CORPORATION

Contract:

Lab Code: MITKEM Case No.:

SAS No.:

SDG No.: A0740

Matrix Spike - Sample No.: B3ALCS

COMPOUND	SPIKE ADDED (ug/Kg)	SAMPLE CONCENTRATION (ug/Kg)	LCS CONCENTRATION (ug/Kg)	LCS % REC #	QC. LIMITS REC.
Aroclor-1016	330		310	94	62-155
Aroclor-1260	330		320	97	56-173

Column to be used to flag recovery and RPD values with an asterisk.

* Values outside of QC limits

RPD: 0 out of 0 outside limits

Spike Recovery: 0 out of 2 outside limits

COMMENTS: _____

FORM 4
PCB METHOD BLANK SUMMARY

CLIENT SAMPLE NO.

BBLK3A

Lab Name: MITKEM CORPORATION

Contract:

Lab Code: MITKEM Case No.:

SAS No.:

SDG No.: A0740

Lab Sample ID: B0514-BS3

Lab File ID: E2D0487F

Matrix (soil/water) SOIL

Extraction: (SepF/Cont/Sonc) SONC

Sulfur Cleanup (Y/N) Y

Date Extracted: 05/14/02

Date Analyzed (1): 05/15/02

Date Analyzed (2): 05/15/02

Time Analyzed (1): 1314

Time Analyzed (2): 1314

Instrument ID (1): E2

Instrument ID (2): E2

GC Column (1): RTXCLPPEST 2 ID: 0.53 (mm) GC Column (2): RTXCLPPEST ID: 0.53 (mm)

THIS METHOD BLANK APPLIES TO THE FOLLOWING SAMPLES, MS and MSD:

	SAMPLE NO.	LAB SAMPLE ID	DATE ANALYZED 1	DATE ANALYZED 2
01	B3ALCS	B0514-LS3	05/15/02	05/15/02
02	B-32W10S3	A0740-41A	05/16/02	05/16/02
03	B-32W10S4	A0740-42A	05/16/02	05/16/02
04	B-32E10S2	A0740-44A	05/16/02	05/16/02
05	B-32E10S1	A0740-43A	05/17/02	05/17/02
06	B-32E10S3	A0740-45A	05/17/02	05/17/02
07	B-32E10S4	A0740-46A	05/17/02	05/17/02
08				
09				
10				
11				
12				
13				
14				
15				
16				
17				
18				
19				
20				
21				
22				
23				
24				
25				
26				

COMMENTS: _____

FORM 1
PCB ORGANICS ANALYSIS DATA SHEET

CLIENT SAMPLE NO.

B-32E10S1

Lab Name: MITKEM CORPORATION Contract:
 Lab Code: MITKEM Case No.: SAS No.: SDG No.: A0740
 Matrix: (soil/water) SOIL Lab Sample ID: A0740-43A
 Sample wt/vol: 30.1 (g/mL) G Lab File ID: E2D0564F
 % Moisture: 4 decanted: (Y/N) N Date Received: 05/14/02
 Extraction: (SepF/Cont/Sonc) SONC Date Extracted: 05/14/02
 Concentrated Extract Volume: 10000 (uL) Date Analyzed: 05/17/02
 Injection Volume: 1.0 (uL) Dilution Factor: 10.0
 GPC Cleanup: (Y/N) N pH: _____ Sulfur Cleanup: (Y/N) Y

CAS NO. COMPOUND CONCENTRATION UNITS:
(ug/L or ug/Kg) UG/KG Q

12674-11-2-----	Aroclor-1016	350	U
11104-28-2-----	Aroclor-1221	350	U
11141-16-5-----	Aroclor-1232	350	U
53469-21-9-----	Aroclor-1242	350	U
12672-29-6-----	Aroclor-1248	9600	
11097-69-1-----	Aroclor-1254	350	U
11096-82-5-----	Aroclor-1260	350	U

Data File: \\AVOCADRO\USERDATA\Organic\svoa\E2.i\020515F.BNE2D0564F.D

Date : 17-MAY-2002 12:06

Client ID: B-32E10S1

Sample Info: R0740-43A, B-32E10S1, B0514-BS2.pcb.sub., 10

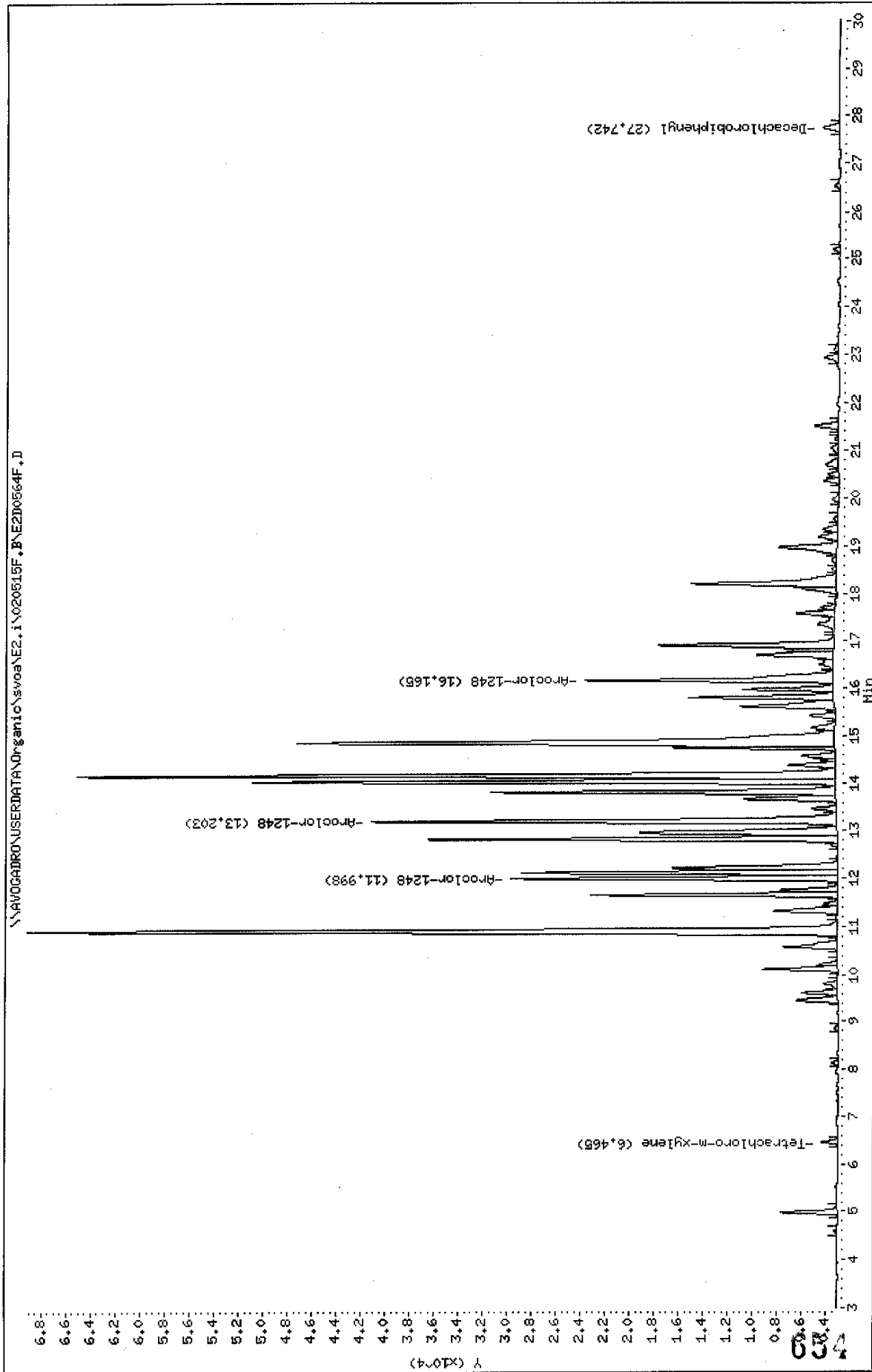
Volume Injected (ul): 1.0

Column phase: RtxCLPPest 2

Instrument: E2.1

Operator: GML

Column diameter: 0.53



Data File: E2D0564F.D
 Report Date: 20-May-2002 09:59

Mitkem Corporation

Sample #1 : \\AVOGADRO\USERDATA\Organic\svoa\E2.i\020515F.B\E2D0564F.D
 Sample #2 : \\AVOGADRO\USERDATA\Organic\svoa\E2.i\020515R.B\E2D0564R.D
 Inj Date : 17-MAY-2002 12:06
 Sample Info: A0740-43A,B-32E101S1,B0514-BS2,pcb.sub,,10
 Misc Info : 0,,,2,,,,,,14-MAY-02,14-MAY-02,A0740
 Cal Date : 17-MAY-2002 09:44
 Operator : GML
 Inst ID : E2.i
 Dil Factor : 10.000000

Method #1 : \\AVOGADRO\USERDATA\Organic\svoa\E2.i\020515F.B\E2_PCB_F.m
 Method #2 : \\AVOGADRO\USERDATA\Organic\svoa\E2.i\020515R.B\E2_PCB_R.m
 Sub List #1 : pcb.sub
 Sub List #2 : pcb.sub
 Col #1 Phase : RtxCLPPest 2
 Col #2 Phase : RtxCLPPest

Concentration Formula: $Amt * DF * Uf * Vt / (Vi * Ws * (100 - M) / 100)$

Name	Value	Description
DF	10.000	Dilution Factor
Uf	1.000	Correction factor
Vt	10000.000	Volume of final extract (uL) (1000 low, 2
Vi	1.000	Volume injected (uL)
Ws	30.100	Weight of sample extracted (g)
M	4.000	% Moisture

Compound	RT#1	RT#2	Resp#1	Resp#2	Conc#1 (ug/Kg)	Conc#2 (ug/Kg)	Target Range	Ratio
Tetrachloro-m-xylene	6.465	5.058	1302	1097	13	12		100.00 (a)
Decachlorobiphenyl	27.742	22.858	1314	1311	18	17		100.00
Aroclor-1248	11.998	11.360	26546	40359	8400	11000	80.00- 120.00	100.00
	13.203	12.008	38013	31401	11000	12000	90.53- 130.53	143.20
	16.165	13.185	20186	16121	9200	8500	51.03- 91.03	76.04
Average of Peak Amounts =					9500	10000		

QC Flag Legend

a - Target compound detected but, quantitated amount
 Below Limit Of Quantitation (BLOQ).

FORM 1
PCB ORGANICS ANALYSIS DATA SHEET

CLIENT SAMPLE NO.

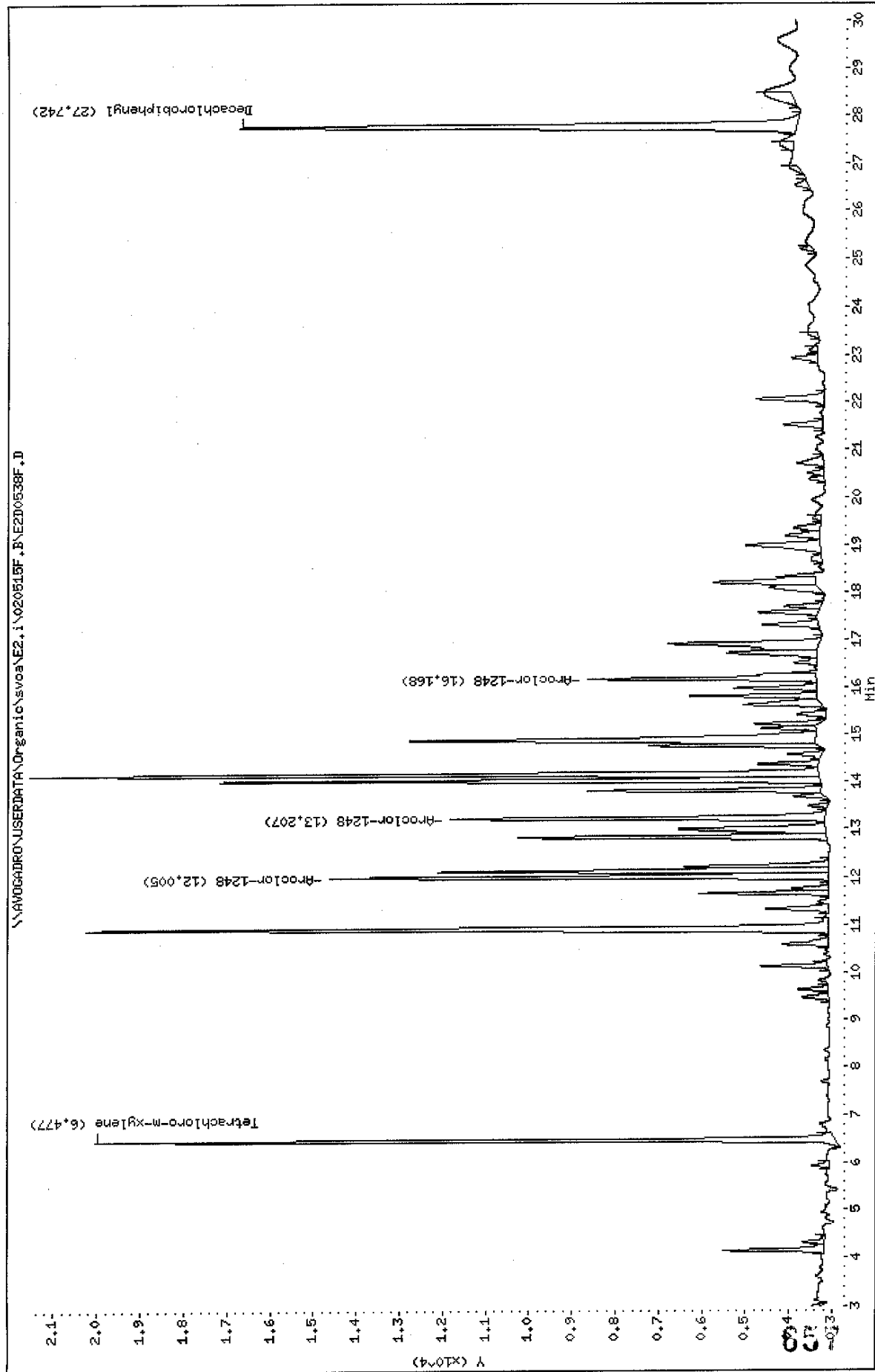
B-32E10S2

Lab Name: MITKEM CORPORATION Contract:
 Lab Code: MITKEM Case No.: SAS No.: SDG No.: A0740
 Matrix: (soil/water) SOIL Lab Sample ID: A0740-44A
 Sample wt/vol: 30.1 (g/mL) G Lab File ID: E2D0538F
 % Moisture: 3 decanted: (Y/N) N Date Received: 05/14/02
 Extraction: (SepF/Cont/Sonc) SONC Date Extracted: 05/14/02
 Concentrated Extract Volume: 10000 (uL) Date Analyzed: 05/16/02
 Injection Volume: 1.0 (uL) Dilution Factor: 1.0
 GPC Cleanup: (Y/N) N pH: _____ Sulfur Cleanup: (Y/N) Y

CAS NO. COMPOUND CONCENTRATION UNITS:
(ug/L or ug/Kg) UG/KG Q

12674-11-2-----	Aroclor-1016	34	U
11104-28-2-----	Aroclor-1221	34	U
11141-16-5-----	Aroclor-1232	34	U
53469-21-9-----	Aroclor-1242	34	U
12672-29-6-----	Aroclor-1248	280	
11097-69-1-----	Aroclor-1254	34	U
11096-82-5-----	Aroclor-1260	34	U

Data File: \\AV06ADRO\USERDATA\Organic\svoa\E2.i\020515F,B\E2D0538F.D
Date: 16-MAY-2002 18:15
Client ID: B-32E10S2
Sample Info: A0740-44A,B-32E101S2,B0514-BS2,pob.sub,,
Volume Injected (uL): 1.0
Column phase: RtxCLPest 2
Instrument: E2.i
Operator: GHL
Column diameter: 0.53

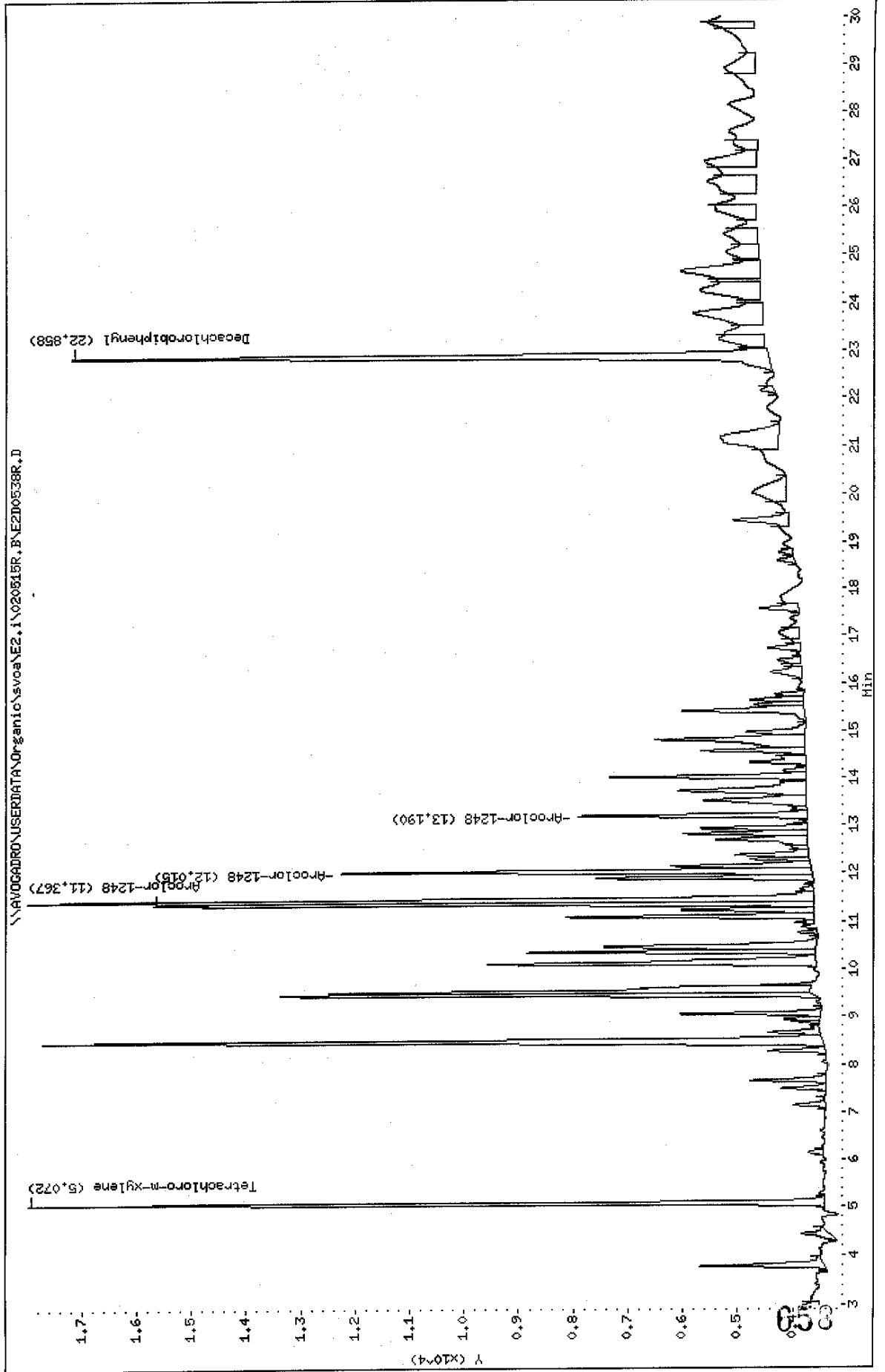


Data File: \\AVOCARDROUSERDATA\Organic\svoa\E2.1\020515R.B\E2D0538R.D
Date: 16-MAY-2002 18:15
Client ID: B-32E1052
Sample Info: A0740-44A,B-32E10152,B0514-BS2,pcb.sub,,
Volume Injected (ul): 1.0
Column phase: RtxCLPFrest

Instrument: E2.1

Operator: GHL

Column diameter: 0.53



Data File: E2D0538F.D
 Report Date: 20-May-2002 09:58

Mitkem Corporation

Sample #1 : \\AVOGADRO\USERDATA\Organic\svoa\E2.i\020515F.B\E2D0538F.D
 Sample #2 : \\AVOGADRO\USERDATA\Organic\svoa\E2.i\020515R.B\E2D0538R.D
 Inj Date : 16-MAY-2002 18:15
 Sample Info: A0740-44A,B-32E101S2,B0514-BS2,pcb.sub,,
 Misc Info : 0,,,2,,,,,,,14-MAY-02,14-MAY-02,A0740
 Cal Date : 17-MAY-2002 09:44
 Operator : GML
 Inst ID : E2.i
 Dil Factor : 1.000000

Method #1 : \\AVOGADRO\USERDATA\Organic\svoa\E2.i\020515F.B\E2_PCB_F.m
 Method #2 : \\AVOGADRO\USERDATA\Organic\svoa\E2.i\020515R.B\E2_PCB_R.m
 Sub List #1 : pcb.sub
 Sub List #2 : pcb.sub
 Col #1 Phase : RtxCLPPest 2
 Col #2 Phase : RtxCLPPest

Concentration Formula: $Amt * DF * Uf * Vt / (Vi * Ws * (100 - M) / 100)$

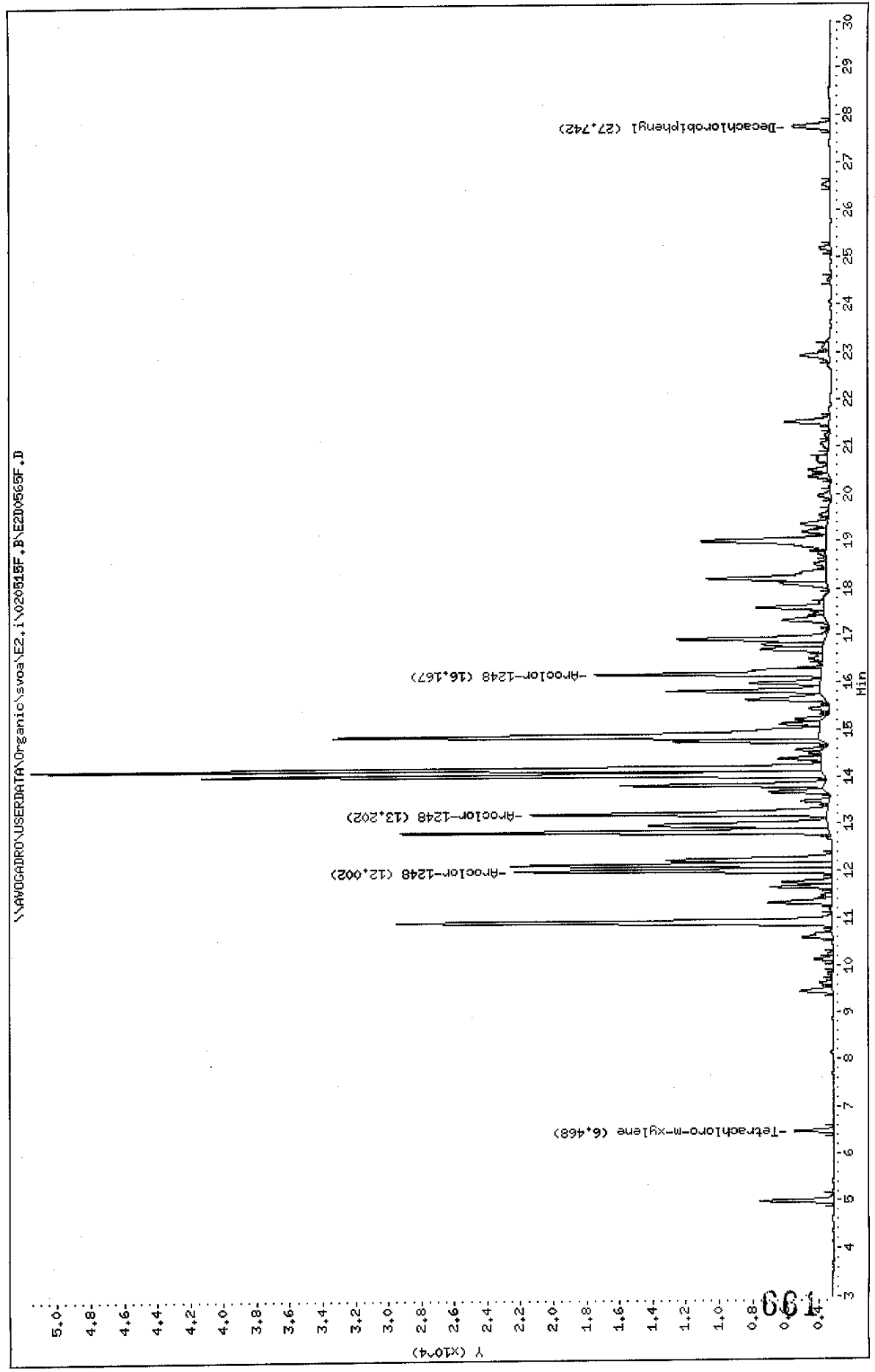
Name	Value	Description
DF	1.000	Dilution Factor
Uf	1.000	Correction factor
Vt	10000.000	Volume of final extract (uL) (1000 low, 2
Vi	1.000	Volume injected (uL)
Ws	30.100	Weight of sample extracted (g)
M	3.000	% Moisture

Compound	RT#1	RT#2	Resp#1	Resp#2	Conc#1 (ug/Kg)	Conc#2 (ug/Kg)	Target Range	Ratio
Tetrachloro-m-xylene	6.477	5.072	17120	14546	17	15		100.00
Decachlorobiphenyl	27.742	22.858	12863	12742	17	16		100.00
Aroclor-1248	12.005	11.367	11527	12079	360	310	80.00- 120.00	100.00
	13.207	12.015	8661	8601	250	310	90.53- 130.53	75.14
	16.168	13.190	5259	4168	240	220	51.03- 91.03	45.62
Average of Peak Amounts =					280	280		

Handwritten initials: BY 4/12

Handwritten mark: M

Data File: \\AV06ADR0\USERDATA\Organic\svoa\E2.i\020515F.B\E2D0565F.D
 Date: 17-MAY-2002 12:39
 Client ID: B-32E1063
 Sample Info: A0740-45A,B-32E101S3,B0514-BS2.pcb.sub,,5
 Volume Injected (uL): 1.0
 Column phase: RtxCLPPest 2
 Instrument: E2.1
 Operator: GHL
 Column diameter: 0.53



Data File: \\AV06GARD\RO\USERDATA\Organic\svoa\E2.i\020515R.B\E2D0565R.D

Date : 17-MAY-2002 12:39

Client ID: B-32E10S3

Sample Info: A0740-45A,B-32E10153.B0514-PS2.pcb.sub.,5

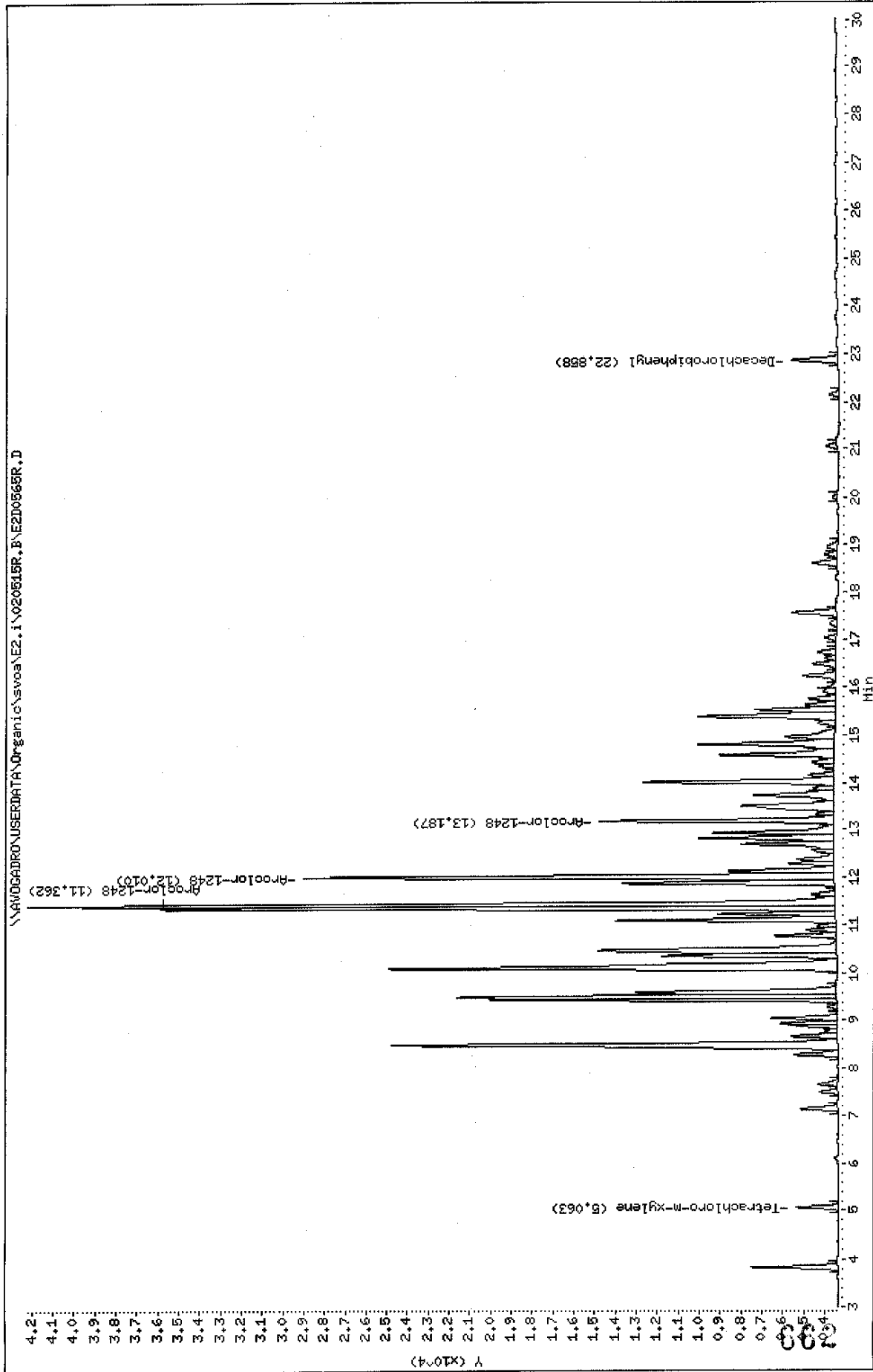
Volume Injected (ul): 1.0

Column phase: RtxCLPest

Instrument: E2.1

Operator: GHL

Column diameter: 0.53



Data File: E2D0565F.D
 Report Date: 20-May-2002 09:59

Mitkem Corporation

Sample #1 : \\AVOGADRO\USERDATA\Organic\svoa\E2.i\020515F.B\E2D0565F.D
 Sample #2 : \\AVOGADRO\USERDATA\Organic\svoa\E2.i\020515R.B\E2D0565R.D
 Inj Date : 17-MAY-2002 12:39
 Sample Info: A0740-45A,B-32E101S3,B0514-BS2,pcb.sub,,5
 Misc Info : 0,,,2,,,,,,14-MAY-02,14-MAY-02,A0740
 Cal Date : 17-MAY-2002 09:44
 Operator : GML
 Inst ID : E2.i
 Dil Factor : 5.000000

Method #1 : \\AVOGADRO\USERDATA\Organic\svoa\E2.i\020515F.B\E2_PCB_F.m
 Method #2 : \\AVOGADRO\USERDATA\Organic\svoa\E2.i\020515R.B\E2_PCB_R.m
 Sub List #1 : pcb.sub
 Sub List #2 : pcb.sub
 Col #1 Phase : RtxCLPPest 2
 Col #2 Phase : RtxCLPPest

Concentration Formula: $Amt * DF * Uf * Vt / (Vi * Ws * (100 - M) / 100)$

Name	Value	Description
DF	5.000	Dilution Factor
Uf	1.000	Correction factor
Vt	10000.000	Volume of final extract (uL) (1000 low, 2)
Vi	1.000	Volume injected (uL)
Ws	30.200	Weight of sample extracted (g)
M	7.000	% Moisture

Compound	RT#1	RT#2	Resp#1	Resp#2	Conc#1 (ug/Kg)	Conc#2 (ug/Kg)	Target Range	Ratio
Tetrachloro-m-xylene	6.468	5.063	2339	1990	12	11		100.00
Decachlorobiphenyl	27.742	22.858	2292	2204	16	14		100.00
Aroclor-1248	12.002	11.362	19222	32351	3100	4400	80.00- 120.00	100.00
	13.202	12.010	17928	25457	2700	4800	90.53- 130.53	93.27
	16.167	13.187	13645	11248	3200	3000	51.03- 91.03	70.99
Average of Peak Amounts =					3000	4100		

Handwritten note: 3000/4100

Handwritten mark: u

FORM 1
PCB ORGANICS ANALYSIS DATA SHEET

CLIENT SAMPLE NO.

B-32E10S4

Lab Name: MITKEM CORPORATION

Contract:

Lab Code: MITKEM

Case No.:

SAS No.:

SDG No.: A0740

Matrix: (soil/water) SOIL

Lab Sample ID: A0740-46A

Sample wt/vol: 30.4 (g/mL) G

Lab File ID: E2D0566F

% Moisture: 13 decanted: (Y/N) N

Date Received: 05/14/02

Extraction: (SepF/Cont/Sonc) SONC

Date Extracted: 05/14/02

Concentrated Extract Volume: 10000 (uL)

Date Analyzed: 05/17/02

Injection Volume: 1.0 (uL)

Dilution Factor: 5.0

GPC Cleanup: (Y/N) N

pH: _____

Sulfur Cleanup: (Y/N) Y

CAS NO. COMPOUND CONCENTRATION UNITS:
(ug/L or ug/Kg) UG/KG Q

12674-11-2-----	Aroclor-1016	190	U
11104-28-2-----	Aroclor-1221	190	U
11141-16-5-----	Aroclor-1232	190	U
53469-21-9-----	Aroclor-1242	190	U
12672-29-6-----	Aroclor-1248	3600	
11097-69-1-----	Aroclor-1254	190	U
11096-82-5-----	Aroclor-1260	190	U

Data File: \\AV06ADRO\USERDATA\Organic\svoa\E2.i\020515F.B\E2D0566F.D

Date : 17-HAY-2002 13:12

Client ID: B-32E1064

Sample Info: A0740-46A,B-32E101S4,B0514-BS2.pcb.sub.,5

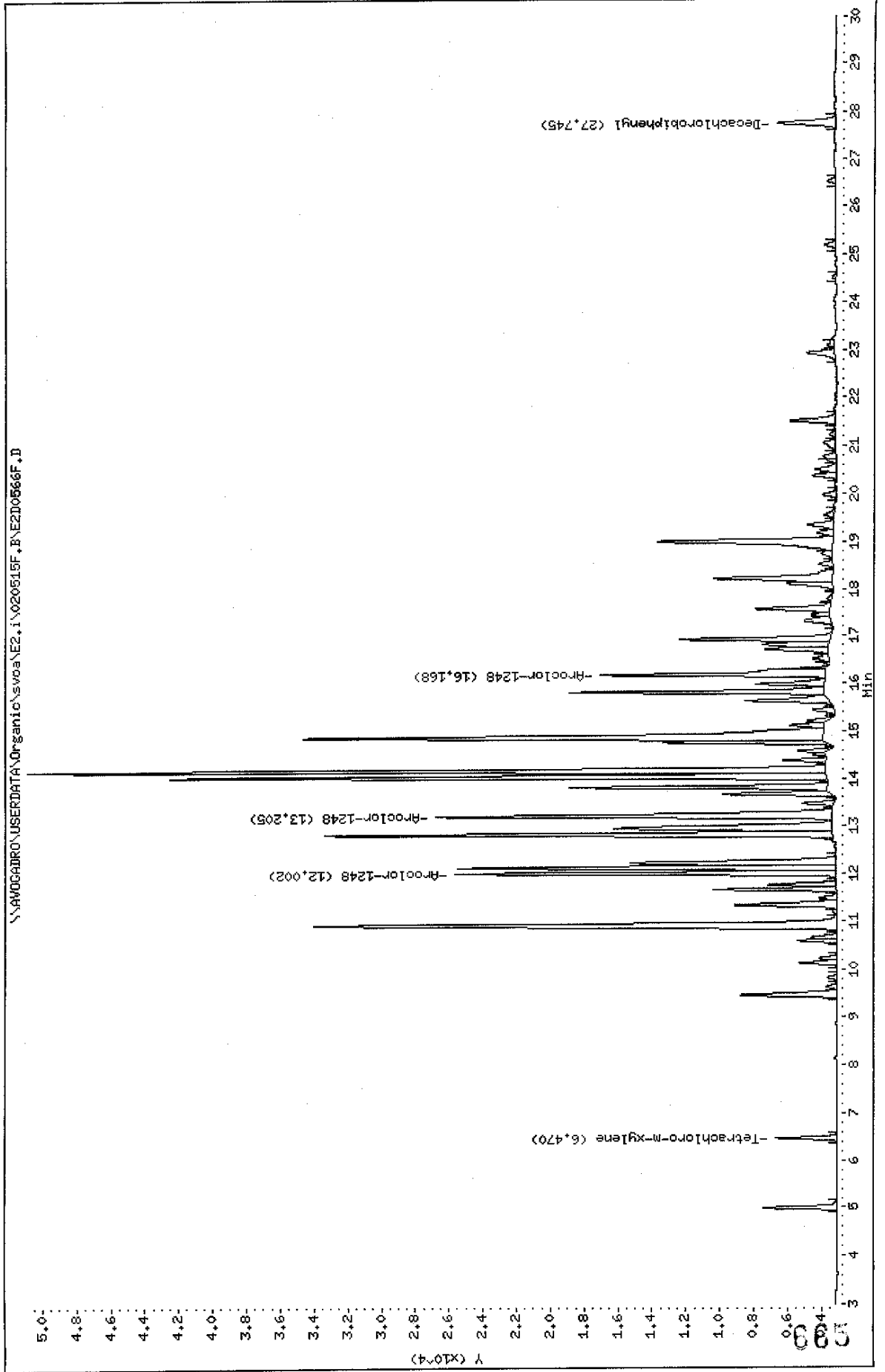
Volume Injected (uL): 1.0

Column phase: RtxCLPPest 2

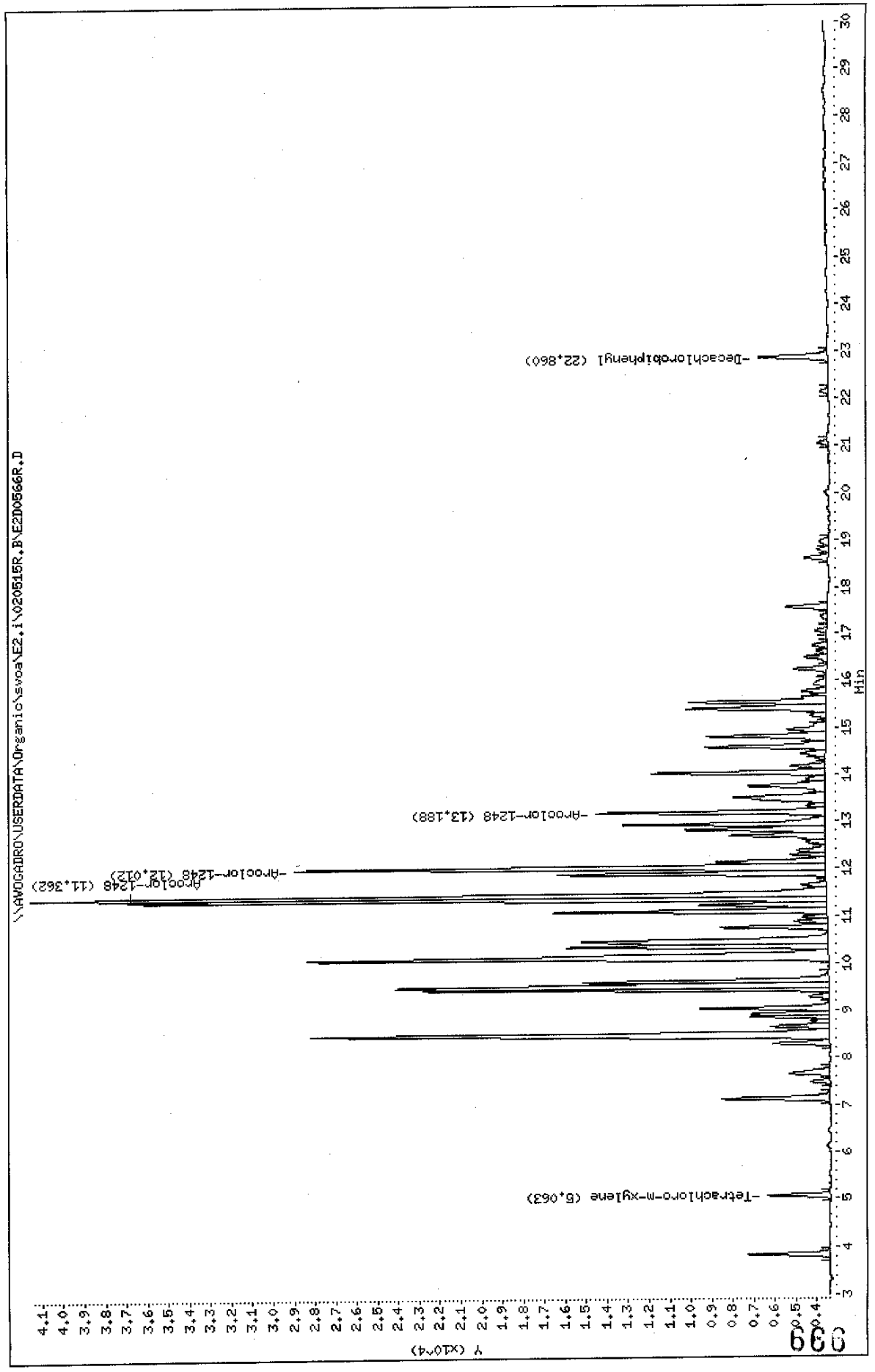
Instrument: E2.i

Operator: GML

Column diameter: 0.53



Data File: \\AV06ADRONUSERDATA\Organic\svos\E2.i\020515R.B\E2D0566R.D
 Date: 17-MAY-2002 13:12
 Client ID: B-32E10S4
 Sample Info: A0740-46A,B-32E101S4,B0514-BS2.pcb.sub.r.5
 Volume Injected (uL): 1.0
 Column phase: RtxCLPPest
 Instrument: E2.i
 Operator: GHL
 Column diameter: 0.53



Data File: E2D0566F.D
 Report Date: 20-May-2002 09:59

Mitkem Corporation

Sample #1 : \\AVOGADRO\USERDATA\Organic\svoa\E2.i\020515F.B\E2D0566F.D
 Sample #2 : \\AVOGADRO\USERDATA\Organic\svoa\E2.i\020515R.B\E2D0566R.D
 Inj Date : 17-MAY-2002 13:12
 Sample Info: A0740-46A,B-32E101S4,B0514-BS2,pcb.sub,,5
 Misc Info : 0,,,2,,,,,,14-MAY-02,14-MAY-02,A0740
 Cal Date : 17-MAY-2002 09:44
 Operator : GML
 Inst ID : E2.i
 Dil Factor : 5.000000

Method #1 : \\AVOGADRO\USERDATA\Organic\svoa\E2.i\020515F.B\E2_PCB_F.m
 Method #2 : \\AVOGADRO\USERDATA\Organic\svoa\E2.i\020515R.B\E2_PCB_R.m
 Sub List #1 : pcb.sub
 Sub List #2 : pcb.sub
 Col #1 Phase : RtxCLPPest 2
 Col #2 Phase : RtxCLPPest

Concentration Formula: $Amt * DF * Uf * Vt / (Vi * Ws * (100 - M) / 100)$

Name	Value	Description
DF	5.000	Dilution Factor
Uf	1.000	Correction factor
Vt	10000.000	Volume of final extract (uL) (1000 low, 2
Vi	1.000	Volume injected (uL)
Ws	30.400	Weight of sample extracted (g)
M	13.000	% Moisture

Compound	RT#1	RT#2	Resp#1	Resp#2	Conc#1 (ug/Kg)	Conc#2 (ug/Kg)	Target Range	Ratio
Tetrachloro-m-xylene	6.470	5.063	3602	2993	20	17		100.00
Decachlorobiphenyl	27.745	22.860	3405	3330	25	23		100.00 (R)
Aroclor-1248	12.002	11.362	22520	33400	3900	4800	80.00- 120.00	100.00
	13.205	12.012	23391	25393	3800	5100	90.53- 130.53	103.87
	16.168	13.188	13249	10923	3300	3200	51.03- 91.03	58.83
Average of Peak Amounts =					3700	4400		

QC Flag Legend

R - Spike/Surrogate failed recovery limits.

W

5/21/02

FORM 1
PCB ORGANICS ANALYSIS DATA SHEET

CLIENT SAMPLE NO.

B-32W10S3

Lab Name: MITKEM CORPORATION

Contract:

Lab Code: MITKEM Case No.:

SAS No.:

SDG No.: A0740

Matrix: (soil/water) SOIL

Lab Sample ID: A0740-41A

Sample wt/vol: 30.4 (g/mL) G

Lab File ID: E2D0528F

% Moisture: 2 decanted: (Y/N) N

Date Received: 05/14/02

Extraction: (SepF/Cont/Sonc) SONC

Date Extracted: 05/14/02

Concentrated Extract Volume: 10000 (uL)

Date Analyzed: 05/16/02

Injection Volume: 1.0 (uL)

Dilution Factor: 1.0

GPC Cleanup: (Y/N) N pH: ____

Sulfur Cleanup: (Y/N) Y

CAS NO. COMPOUND CONCENTRATION UNITS:
(ug/L or ug/Kg) UG/KG Q

12674-11-2-----	Aroclor-1016	34	U
11104-28-2-----	Aroclor-1221	34	U
11141-16-5-----	Aroclor-1232	34	U
53469-21-9-----	Aroclor-1242	34	U
12672-29-6-----	Aroclor-1248	34	U
11097-69-1-----	Aroclor-1254	34	U
11096-82-5-----	Aroclor-1260	34	U


Data File: \\AVOCADRO\USERDATA\Organic\svoa\E2.1\020515F.B\E2D0628F.D
Date: 16-MAY-2002 12:13
Client ID: B-32M1033
Sample Info: A0740-41A,B-32M101S3,B0614-BS2,pob.sub,,
Volume Injected (ul): 1.0
Column phase: RtxCLPPest 2

Instrument: E2.1

Operator: GML

Column diameter: 0.53

\\AVOCADRO\USERDATA\Organic\svoa\E2.1\020515F.B\E2D0628F.D




Data File: \\AVOCADRO\USERDATA\Organic\svoa\E2.1\020515R.B\E2D0528R.D
Date: 16-MAY-2002 12:13
Client ID: B-32M1053
Sample Info: A0740-41A,B-32M101S3,B0514-BS2,pcb.sub,,
Volume Injected (ul): 1.0
Column phase: RtxCLPPest

Instrument: E2.1

Operator: GML

Column diameter: 0.53



Data File: E2D0528F.D
 Report Date: 20-May-2002 09:58

Mitkem Corporation

Sample #1 : \\AVOGADRO\USERDATA\Organic\svoa\E2.i\020515F.B\E2D0528F.D
 Sample #2 : \\AVOGADRO\USERDATA\Organic\svoa\E2.i\020515R.B\E2D0528R.D
 Inj Date : 16-MAY-2002 12:13
 Sample Info: A0740-41A,B-32W101S3,B0514-BS2,pcb.sub,,
 Misc Info : 0,,,2,,,,,,14-MAY-02,14-MAY-02,A0740
 Cal Date : 17-MAY-2002 09:44
 Operator : GML
 Inst ID : E2.i
 Dil Factor : 1.000000

Method #1 : \\AVOGADRO\USERDATA\Organic\svoa\E2.i\020515F.B\E2_PCB_F.m
 Method #2 : \\AVOGADRO\USERDATA\Organic\svoa\E2.i\020515R.B\E2_PCB_R.m
 Sub List #1 : pcb.sub
 Sub List #2 : pcb.sub
 Col #1 Phase : RtxCLPPest 2
 Col #2 Phase : RtxCLPPest

Concentration Formula: $Amt * DF * Uf * Vt / (Vi * Ws * (100 - M) / 100)$

Name	Value	Description
DF	1.000	Dilution Factor
Uf	1.000	Correction factor
Vt	10000.000	Volume of final extract (uL) (1000 low, 2
Vi	1.000	Volume injected (uL)
Ws	30.400	Weight of sample extracted (g)
M	2.000	% Moisture

Compound	RT#1	RT#2	Resp#1	Resp#2	Conc#1 (ug/Kg)	Conc#2 (ug/Kg)	Target Range	Ratio
Tetrachloro-m-xylene	6.475	5.072	15081	13175	15	14		100.00
Decachlorobiphenyl	27.740	22.857	11738	11338	15	14		100.00

PK Station



FORM 1
PCB ORGANICS ANALYSIS DATA SHEET

CLIENT SAMPLE NO.

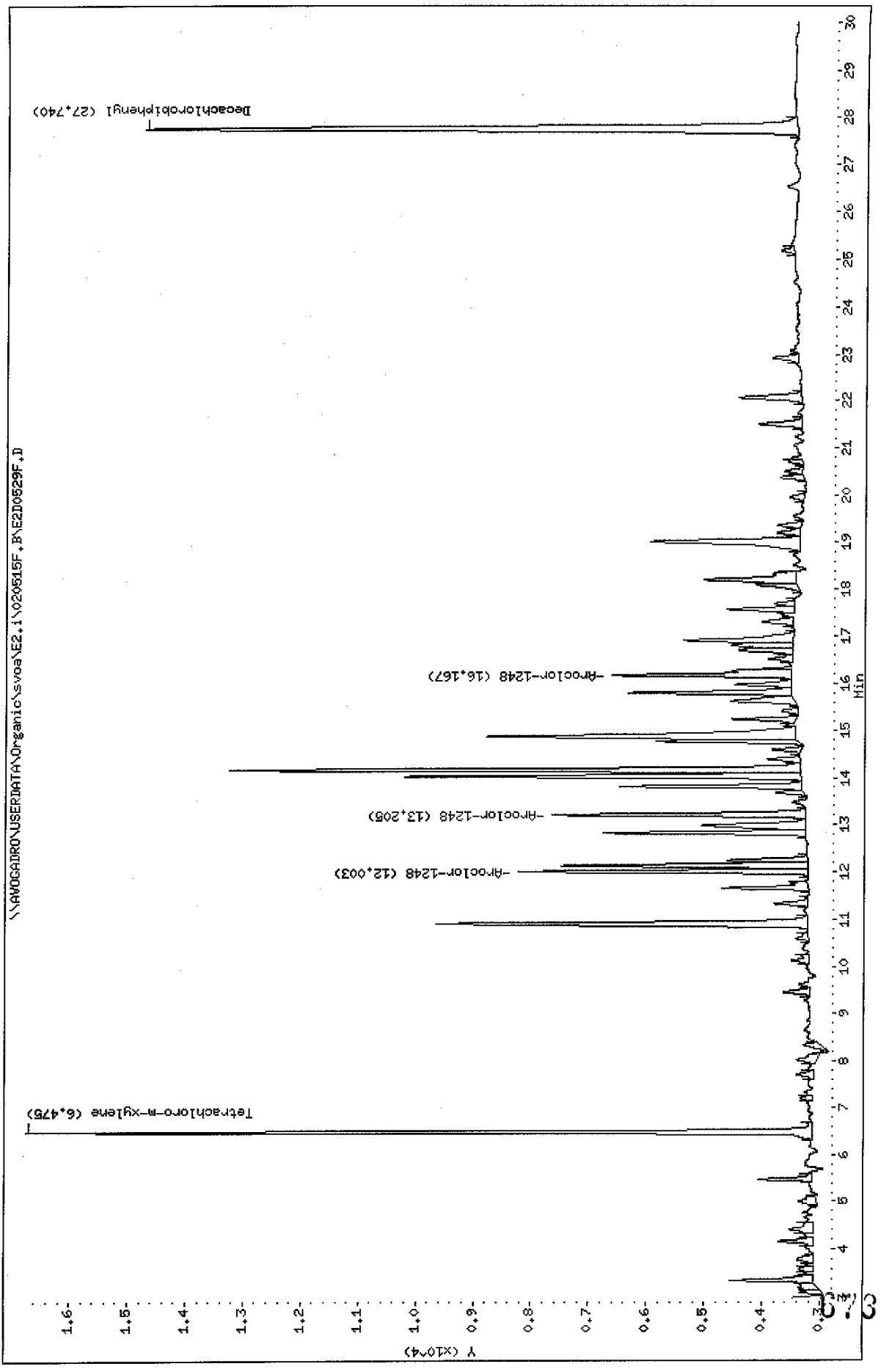
B-32W10S4

Lab Name: MITKEM CORPORATION Contract: _____
 Lab Code: MITKEM Case No.: _____ SAS No.: _____ SDG No.: A0740
 Matrix: (soil/water) SOIL Lab Sample ID: A0740-42A
 Sample wt/vol: 30.1 (g/mL) G Lab File ID: E2D0529F
 % Moisture: 6 decanted: (Y/N) N Date Received: 05/14/02
 Extraction: (SepF/Cont/Sonc) SONC Date Extracted: 05/14/02
 Concentrated Extract Volume: 10000 (uL) Date Analyzed: 05/16/02
 Injection Volume: 1.0 (uL) Dilution Factor: 1.0
 GPC Cleanup: (Y/N) N pH: _____ Sulfur Cleanup: (Y/N) Y

CAS NO.	COMPOUND	CONCENTRATION UNITS: (ug/L or ug/Kg) UG/KG		Q
12674-11-2-----	Aroclor-1016	35	U	
11104-28-2-----	Aroclor-1221	35	U	
11141-16-5-----	Aroclor-1232	35	U	
53469-21-9-----	Aroclor-1242	35	U	
12672-29-6-----	Aroclor-1248	140		
11097-69-1-----	Aroclor-1254	35	U	
11096-82-5-----	Aroclor-1260	35	U	

Data File: \\HWDGARDROUSERDATA\Organic\svosa\E2.1\020615F.B\NE2D0629F.D
Date : 16-MAY-2002 12:46
Client ID: B-32M10S4
Sample Info: A0740-420, B-32M101S4, B0514-BS2, pob, sub,,
Volume Injected (ul): 1.0
Column Phase: RtxCLPPest 2

Instrument: E2.1
Operator: GML
Column diameter: 0.53



Data File: \\NAVOGRADRO\USERDATA\Organic\svoa\E2.1\020515R.B\E2D0529R.D

Date : 16-MAY-2002 12:46

Client ID: B-32M1054

Sample Info: A0740-42A,B-32M10154,B0514-BS2,pcob.sub,,

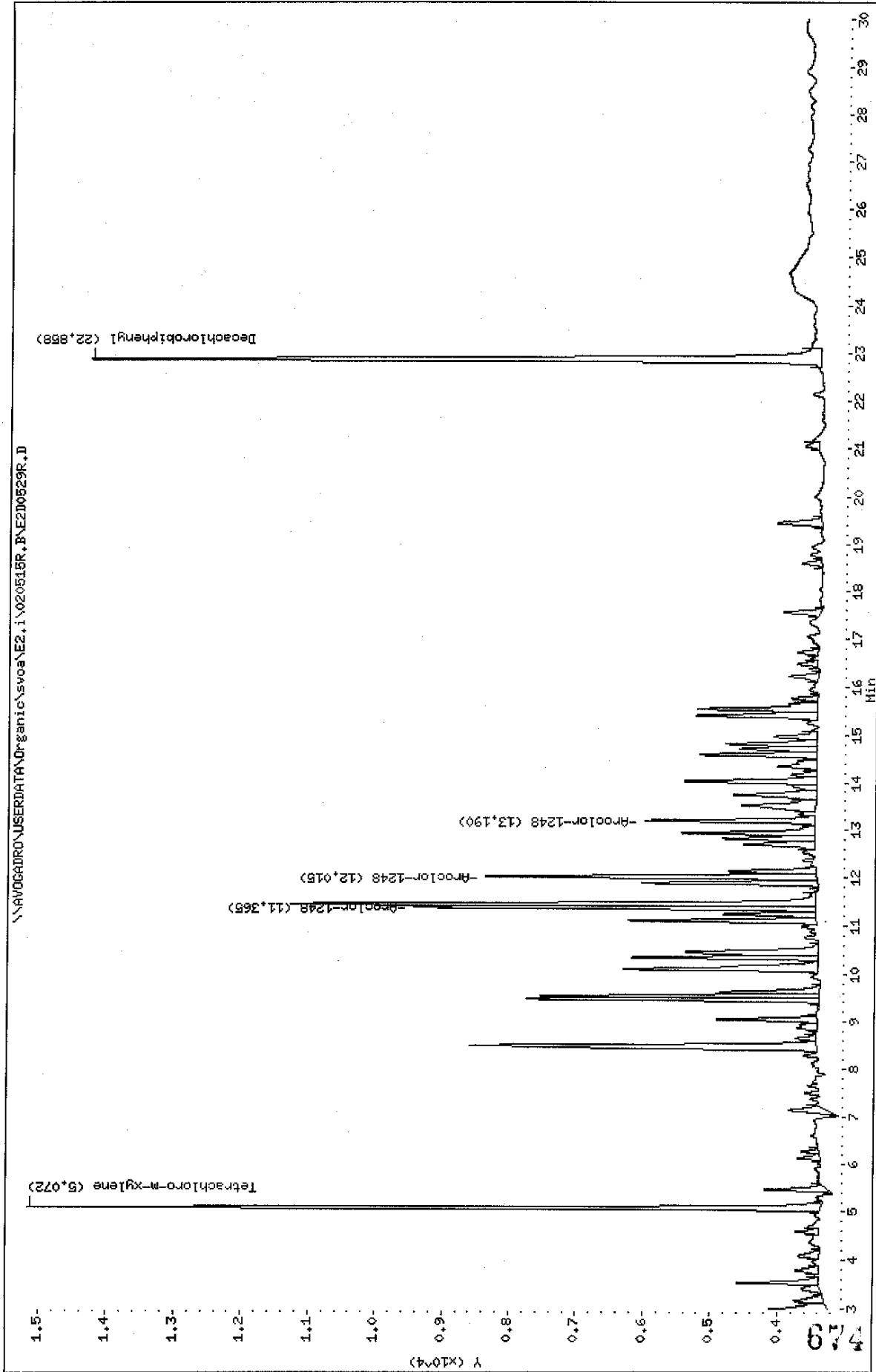
Volume Injected (uL): 1.0

Column phase: RtxDLPest

Instrument: E2.1

Operator: GHL

Column diameter: 0.53



Data File: E2D0529F.D
 Report Date: 20-May-2002 10:05

Mitkem Corporation

Sample #1 : \\AVOGADRO\USERDATA\Organic\svoa\E2.i\020515F.B\E2D0529F.D
 Sample #2 : \\AVOGADRO\USERDATA\Organic\svoa\E2.i\020515R.B\E2D0529R.D
 Inj Date : 16-MAY-2002 12:46
 Sample Info: A0740-42A,B-32W101S4,B0514-BS2,pcb.sub,,
 Misc Info : 0,,,2,,,,,,14-MAY-02,14-MAY-02,A0740
 Cal Date : 17-MAY-2002 09:44
 Operator : GML
 Inst ID : E2.i
 Dil Factor : 1.000000

Method #1 : \\AVOGADRO\USERDATA\Organic\svoa\E2.i\020515F.B\E2_PCB_F.m
 Method #2 : \\AVOGADRO\USERDATA\Organic\svoa\E2.i\020515R.B\E2_PCB_R.m
 Sub List #1 : pcb.sub
 Sub List #2 : pcb.sub
 Col #1 Phase : RtxCLPPest 2
 Col #2 Phase : RtxCLPPest

Concentration Formula: $Amt * DF * Uf * Vt / (Vi * Ws * (100 - M) / 100)$

Name	Value	Description
DF	1.000	Dilution Factor
Uf	1.000	Correction factor
Vt	10000.000	Volume of final extract (uL) (1000 low, 2
Vi	1.000	Volume injected (uL)
Ws	30.100	Weight of sample extracted (g)
M	6.000	% Moisture

Compound	RT#1	RT#2	Resp#1	Resp#2	Conc#1 (ug/Kg)	Conc#2 (ug/Kg)	Target Range	Ratio
Tetrachloro-m-xylene	6.475	5.072	13609	11800	14	13		100.00
Decachlorobiphenyl	27.740	22.858	11291	10863	15	14		100.00
Aroclor-1248	12.003	11.365	5013	5992	160	160	80.00- 120.00	100.00
	13.205	12.015	4370	4922	130	180	90.53- 130.53	87.17
	16.167	13.190	3093	2535	140	140	51.03- 91.03	61.70
Average of Peak Amounts =					140	160		

5/20/02

u

FORM 6
PCB INITIAL CALIBRATION DATA

Lab Name: MITKEM CORPORATION

Contract:

Lab Code: MITKEM

Case No.:

SAS No.:

SDG No.: A0740

Instrument ID: E2

Calibration Date(s): 05/10/02 05/11/02

Column: RTXCLPPEST ID: 0.53 (mm)

Calibration Time(s): 1453 0151

LAB FILE ID: RF0.1: E2D0410R RF0.5: E2D0411R RF1: E2D0412R
RF2.5: E2D0413R RF5: E2D0414R

COMPOUND	RF0.1	RF0.5	RF1	RF2.5	RF5
=====	=====	=====	=====	=====	=====
Aroclor-1016	15580.000	13592.000	11975.000	10638.000	9778.400
(2)	17880.000	18128.000	17224.000	16610.400	15848.800
(3)	9720.000	9246.000	8597.000	8082.800	7611.400
Aroclor-1221	4030.000	3688.000	3664.000	3589.200	3556.200
(2)	2940.000	2782.000	2727.000	2575.600	2475.200
(3)	11000.000	9660.000	9312.000	8635.600	8125.000
Aroclor-1232			5396.000		
(2)			7039.000		
(3)			3330.000		
Aroclor-1242	6630.000	5882.000	5797.000	5086.400	4930.400
(2)	13640.000	12900.000	13422.000	12580.000	12368.000
(3)	7600.000	6950.000	6943.000	6287.200	6133.600
Aroclor-1248	14420.000	14022.000	13222.000	12247.600	11799.000
(2)	10150.000	9884.000	9345.000	8948.800	8794.400
(3)	6880.000	6796.000	6438.000	6357.200	6266.200
Aroclor-1254	17240.000	15326.000	14795.000	13464.000	12394.000
(2)	20390.000	19954.000	19990.000	18924.000	17746.600
(3)	14550.000	13974.000	14252.000	13688.400	13124.600
Aroclor-1260	21230.000	21564.000	20372.000	19649.600	18589.600
(2)	13740.000	13330.000	12599.000	12058.400	11482.400
(3)	12110.000	12538.000	12414.000	12602.000	12511.600
=====	=====	=====	=====	=====	=====
Tetrachloro-m-xylene	325500.00	326600.00	306450.00	317320.00	345690.00
Decachlorobiphenyl	323000.00	285500.00	262250.00	250600.00	244750.00

FORM 6
PCB INITIAL CALIBRATION DATA

Lab Name: MITKEM CORPORATION Contract:
 Lab Code: MITKEM Case No.: SAS No.: SDG No.: A0740
 Instrument ID: E2 Calibration Date(s): 05/10/02 05/11/02
 Column: RTXCLPPEST ID: 0.53 (mm) Calibration Time(s): 1453 0151

COMPOUND	CURVE	COEFFICIENT A1	%RSD OR R^2
=====	=====	=====	=====
Aroclor-1016	AVRG	12312.6800	18.9
(2)	AVRG	17138.2400	5.4
(3)	AVRG	8651.44000	9.8
Aroclor-1221	AVRG	3705.48000	5.1
(2)	AVRG	2699.96000	6.7
(3)	AVRG	9346.52000	11.8
Aroclor-1232	AVRG	5396.00000	0.0
(2)	AVRG	7039.00000	0.0
(3)	AVRG	3330.00000	0.0
Aroclor-1242	AVRG	5665.16000	12.1
(2)	AVRG	12982.0000	4.2
(3)	AVRG	6782.76000	8.7
Aroclor-1248	AVRG	13142.1200	8.5
(2)	AVRG	9424.44000	6.2
(3)	AVRG	6547.48000	4.2
Aroclor-1254	AVRG	14643.8000	12.6
(2)	AVRG	19400.9200	5.5
(3)	AVRG	13917.8000	3.9
Aroclor-1260	AVRG	20281.0400	5.9
(2)	AVRG	12641.9600	7.2
(3)	AVRG	12435.1200	1.6
=====	=====	=====	=====
Tetrachloro-m-xylene	AVRG	324312.000	4.4
Decachlorobiphenyl	AVRG	273220.000	11.7

FORM 6
PCB INITIAL CALIBRATION DATA

Lab Name: MITKEM CORPORATION

Contract:

Lab Code: MITKEM

Case No.:

SAS No.:

SDG No.: A0740

Instrument ID: E2

Calibration Date(s): 05/10/02 05/11/02

Column: RTXCLPPEST 2 ID: 0.53 (mm)

Calibration Time(s): 1453 0151

LAB FILE ID: RT1: E2D0410F
RT4: E2D0413F

RT2: E2D0411F

RT3: E2D0412F

RT5: E2D0414F

COMPOUND	RT1	RT2	RT3	RT4	RT5
Aroclor-1016	9.460	9.450	9.450	9.450	9.450
(2)	10.910	10.910	10.900	10.900	10.900
(3)	11.340	11.340	11.330	11.330	11.330
Aroclor-1221	7.490	7.480	7.480	7.480	7.490
(2)	7.950	7.940	7.940	7.940	7.940
(3)	8.130	8.130	8.130	8.130	8.130
Aroclor-1232			8.130		
(2)			9.450		
(3)			10.900		
Aroclor-1242	8.130	8.130	8.130	8.130	8.130
(2)	10.900	10.900	10.900	10.900	10.900
(3)	12.830	12.820	12.820	12.820	12.820
Aroclor-1248	12.000	12.000	12.000	11.990	12.000
(2)	13.200	13.200	13.200	13.200	13.200
(3)	16.160	16.160	16.160	16.160	16.160
Aroclor-1254	14.750	14.750	14.750	14.750	14.750
(2)	15.800	15.800	15.800	15.800	15.800
(3)	17.570	17.560	17.560	17.560	17.560
Aroclor-1260	17.570	17.570	17.570	17.560	17.560
(2)	20.500	20.490	20.490	20.490	20.490
(3)	21.510	21.510	21.510	21.510	21.510
Tetrachloro-m-xylene	6.480	6.470	6.470	6.470	6.470
Decachlorobiphenyl	27.730	27.730	27.730	27.730	27.730

FORM 6
PCB INITIAL CALIBRATION DATA

Lab Name: MITKEM CORPORATION

Contract:

Lab Code: MITKEM Case No.:

SAS No.:

SDG No.: A0740

Instrument ID: E2

Calibration Date(s): 05/10/02 05/11/02

Column: RTXCLPPEST 2 ID: 0.53 (mm)

Calibration Time(s): 1453 0151

COMPOUND	MEAN RT	RT WINDOW	
		FROM	TO
Aroclor-1016	9.452	9.380	9.520
(2)	10.904	10.832	10.972
(3)	11.334	11.260	11.400
Aroclor-1221	7.484	7.415	7.555
(2)	7.942	7.873	8.013
(3)	8.130	8.062	8.202
Aroclor-1232	8.130	8.062	8.202
(2)	9.450	9.378	9.518
(3)	10.900	10.830	10.970
Aroclor-1242	8.130	8.060	8.200
(2)	10.900	10.832	10.972
(3)	12.822	12.753	12.893
Aroclor-1248	11.998	11.925	12.065
(2)	13.200	13.128	13.268
(3)	16.160	16.090	16.230
Aroclor-1254	14.750	14.677	14.817
(2)	15.800	15.730	15.870
(3)	17.562	17.493	17.633
Aroclor-1260	17.566	17.493	17.633
(2)	20.492	20.420	20.560
(3)	21.510	21.437	21.577
Tetrachloro-m-xylene	6.472	6.422	6.522
Decachlorobiphenyl	27.730	27.632	27.832

FORM 6
PCB INITIAL CALIBRATION DATA

Lab Name: MITKEM CORPORATION Contract:
 Lab Code: MITKEM Case No.: SAS No.: SDG No.: A0740
 Instrument ID: E2 Calibration Date(s): 05/10/02 05/11/02
 Column: RTXCLPPEST ID: 0.53 (mm) Calibration Time(s): 1453 0151
 LAB FILE ID: RT1: E2D0410R RT2: E2D0411R RT3: E2D0412R
 RT4: E2D0413R RT5: E2D0414R

COMPOUND	RT1	RT2	RT3	RT4	RT5
Aroclor-1016	7.150	7.140	7.140	7.140	7.140
(2)	8.490	8.490	8.490	8.490	8.490
(3)	10.100	10.100	10.100	10.090	10.100
Aroclor-1221	5.600	5.600	5.600	5.600	5.600
(2)	6.010	6.000	6.000	6.000	6.010
(3)	6.120	6.120	6.110	6.120	6.120
Aroclor-1232			7.140		
(2)			8.490		
(3)			10.090		
Aroclor-1242	6.120	6.120	6.110	6.110	6.120
(2)	8.490	8.480	8.480	8.480	8.490
(3)	10.100	10.090	10.090	10.090	10.090
Aroclor-1248	11.360	11.360	11.360	11.360	11.360
(2)	12.010	12.010	12.010	12.010	12.010
(3)	13.190	13.190	13.180	13.180	13.180
Aroclor-1254	12.030	12.030	12.020	12.020	12.020
(2)	13.180	13.180	13.180	13.180	13.180
(3)	14.020	14.020	14.010	14.010	14.020
Aroclor-1260	15.400	15.400	15.400	15.400	15.400
(2)	16.490	16.490	16.480	16.480	16.480
(3)	18.610	18.600	18.600	18.600	18.600
Tetrachloro-m-xylene	5.070	5.070	5.060	5.060	5.070
Decachlorobiphenyl	22.860	22.860	22.850	22.860	22.850

FORM 7
PCB CONTINUING CALIBRATION CHECK

Lab Name: MITKEM CORPORATION

Contract:

Lab Code: MITKEM

Case No.:

SAS No.:

SDG No.: A0740

Instrument ID: E2

Calibration Date: 05/15/02

Time: 2054

Lab File ID: E2D0501R

Init. Calib. Date(s): 05/10/02

05/11/02

Init. Calib. Times: 2339

0151

GC Column: RTXCLPPEST ID: 0.53 (mm)

COMPOUND	\overline{RRF}	RRF1	MIN RRF	%D	MAX %D
Aroclor-1016	12312.680	11533.000	0.01	6.3	15.0
(2)	17138.240	16527.000	0.01	3.6	15.0
(3)	8651.440	8264.000	0.01	4.5	15.0
Aroclor-1260	20281.040	19944.000	0.01	1.7	15.0
(2)	12641.960	12109.000	0.01	4.2	15.0
(3)	12435.120	12187.000	0.01	2.0	15.0
Tetrachloro-m-xylene	324312.00	289450.00	0.01	10.7	15.0
Decachlorobiphenyl	273220.00	255650.00	0.01	6.4	15.0

FORM 7
PCB CONTINUING CALIBRATION CHECK

Lab Name: MITKEM CORPORATION

Contract:

Lab Code: MITKEM Case No.:

SAS No.:

SDG No.: A0740

Instrument ID: E2

Calibration Date: 05/16/02 Time: 1604

Lab File ID: E2D0535R

Init. Calib. Date(s): 05/10/02 05/11/02

Init. Calib. Times: 2339 0151

GC Column: RTXCLPPEST ID: 0.53 (mm)

COMPOUND	RRF	RRF1	MIN RRF	%D	MAX %D
Aroclor-1016	12312.680	11919.000	0.01	3.2	15.0
(2)	17138.240	16957.000	0.01	1.0	15.0
(3)	8651.440	8366.000	0.01	3.3	15.0
Aroclor-1260	20281.040	20013.000	0.01	1.3	15.0
(2)	12641.960	12179.000	0.01	3.7	15.0
(3)	12435.120	12283.000	0.01	1.2	15.0
Tetrachloro-m-xylene	324312.00	337150.00	0.01	4.0	15.0
Decachlorobiphenyl	273220.00	255300.00	0.01	6.6	15.0

FORM 7
PCB CONTINUING CALIBRATION CHECK

Lab Name: MITKEM CORPORATION

Contract:

Lab Code: MITKEM

Case No.:

SAS No.:

SDG No.: A0740

Instrument ID: E2

Calibration Date: 05/16/02

Time: 2344

Lab File ID: E2D0548F

Init. Calib. Date(s): 05/10/02

05/10/02

Init. Calib. Times: 2055

2307

GC Column: RTXCLPPEST 2 ID: 0.53 (mm)

COMPOUND	RRF	RRF1	MIN RRF	%D	MAX %D
Aroclor-1248	10898.960	11371.000	0.01	4.3	15.0
(2)	11790.000	12588.000	0.01	6.8	15.0
(3)	7608.440	8229.000	0.01	8.2	15.0
Tetrachloro-m-xylene	342848.00	385150.00	0.01	12.3	15.0
Decachlorobiphenyl	257850.00	319850.00	0.01	24.0	15.0

<-

FORM 7
PCB CONTINUING CALIBRATION CHECK

Lab Name: MITKEM CORPORATION

Contract:

Lab Code: MITKEM

Case No.:

SAS No.:

SDG No.: A0740

Instrument ID: E2

Calibration Date: 05/17/02 Time: 0050

Lab File ID: E2D0550F

Init. Calib. Date(s): 05/10/02 05/11/02

Init. Calib. Times: 2339 0151

GC Column: RTXCLPPEST 2 ID: 0.53 (mm)

COMPOUND	$\overline{\text{RRF}}$	RRF1	MIN RRF	%D	MAX %D
=====	=====	=====	=====	=====	=====
Aroclor-1016	12266.200	12629.000	0.01	3.0	15.0
(2)	20404.120	21892.000	0.01	7.3	15.0
(3)	11139.320	11736.000	0.01	5.4	15.0
Aroclor-1260	19858.960	20967.000	0.01	5.6	15.0
(2)	13344.000	14084.000	0.01	5.5	15.0
(3)	27641.400	29881.000	0.01	8.1	15.0
=====	=====	=====	=====	=====	=====
Tetrachloro-m-xylene	342848.00	364750.00	0.01	6.4	15.0
Decachlorobiphenyl	257850.00	273750.00	0.01	6.2	15.0

FORM 7
PCB CONTINUING CALIBRATION CHECK

Lab Name: MITKEM CORPORATION

Contract:

Lab Code: MITKEM

Case No.:

SAS No.:

SDG No.: A0740

Instrument ID: E2

Calibration Date: 05/17/02 Time: 0050

Lab File ID: E2D0550R

Init. Calib. Date(s): 05/10/02 05/11/02

Init. Calib. Times: 2339 0151

GC Column: RTXCLPPEST ID: 0.53 (mm)

COMPOUND	RRF	RRF1	MIN RRF	%D	MAX %D
=====	=====	=====	=====	=====	=====
Aroclor-1016	12312.680	12071.000	0.01	2.0	15.0
(2)	17138.240	17296.000	0.01	0.9	15.0
(3)	8651.440	8563.000	0.01	1.0	15.0
Aroclor-1260	20281.040	20379.000	0.01	0.5	15.0
(2)	12641.960	12417.000	0.01	1.8	15.0
(3)	12435.120	12444.000	0.01	0.1	15.0
=====	=====	=====	=====	=====	=====
Tetrachloro-m-xylene	324312.00	335000.00	0.01	3.3	15.0
Decachlorobiphenyl	273220.00	261550.00	0.01	4.3	15.0

FORM 7
PCB CONTINUING CALIBRATION CHECK

Lab Name: MITKEM CORPORATION

Contract:

Lab Code: MITKEM

Case No.:

SAS No.:

SDG No.: A0740

Instrument ID: E2

Calibration Date: 05/17/02 Time: 0335

Lab File ID: E2D0555F

Init. Calib. Date(s): 05/10/02 05/10/02

Init. Calib. Times: 2055 2307

GC Column: RTXCLPPEST 2 ID: 0.53 (mm)

COMPOUND	\overline{RRF}	RRF1	MIN RRF	%D	MAX %D
=====	=====	=====	=====	=====	=====
Aroclor-1248	10898.960	11019.000	0.01	1.1	15.0
(2)	11790.000	12115.000	0.01	2.8	15.0
(3)	7608.440	7867.000	0.01	3.4	15.0
=====	=====	=====	=====	=====	=====
Tetrachloro-m-xylene	342848.00	369300.00	0.01	7.7	15.0
Decachlorobiphenyl	257850.00	291900.00	0.01	13.2	15.0

FORM 7
PCB CONTINUING CALIBRATION CHECK

Lab Name: MITKEM CORPORATION

Contract:

Lab Code: MITKEM

Case No.:

SAS No.:

SDG No.: A0740

Instrument ID: E2

Calibration Date: 05/17/02 Time: 0335

Lab File ID: E2D0555R

Init. Calib. Date(s): 05/10/02 05/10/02

Init. Calib. Times: 2055 2307

GC Column: RTXCLPPEST ID: 0.53 (mm)

COMPOUND	RRF	RRF1	MIN RRF	%D	MAX %D
=====	=====	=====	=====	=====	=====
Aroclor-1248	13142.120	12777.000	0.01	2.8	15.0
(2)	9424.440	9102.000	0.01	3.4	15.0
(3)	6547.480	6450.000	0.01	1.5	15.0
=====	=====	=====	=====	=====	=====
Tetrachloro-m-xylene	324312.00	320450.00	0.01	1.2	15.0
Decachlorobiphenyl	273220.00	287850.00	0.01	5.4	15.0

FORM 7
PCB CONTINUING CALIBRATION CHECK

Lab Name: MITKEM CORPORATION

Contract:

Lab Code: MITKEM

Case No.:

SAS No.:

SDG No.: A0740

Instrument ID: E2

Calibration Date: 05/17/02

Time: 0816

Lab File ID: E2D0557F

Init. Calib. Date(s): 05/10/02

05/11/02

Init. Calib. Times: 2339

0151

GC Column: RTXCLPPEST 2 ID: 0.53 (mm)

COMPOUND	RRF	RRF1	MIN RRF	%D	MAX %D
=====	=====	=====	=====	=====	=====
Aroclor-1016	12266.200	12150.000	0.01	0.9	15.0
(2)	20404.120	20790.000	0.01	1.9	15.0
(3)	11139.320	11157.000	0.01	0.2	15.0
Aroclor-1260	19858.960	19904.000	0.01	0.2	15.0
(2)	13344.000	13518.000	0.01	1.3	15.0
(3)	27641.400	28161.000	0.01	1.9	15.0
=====	=====	=====	=====	=====	=====
Tetrachloro-m-xylene	342848.00	341300.00	0.01	0.4	15.0
Decachlorobiphenyl	257850.00	249150.00	0.01	3.4	15.0

FORM 7
PCB CONTINUING CALIBRATION CHECK

Lab Name: MITKEM CORPORATION

Contract:

Lab Code: MITKEM

Case No.:

SAS No.:

SDG No.: A0740

Instrument ID: E2

Calibration Date: 05/17/02

Time: 0816

Lab File ID: E2D0557R

Init. Calib. Date(s): 05/10/02

05/11/02

Init. Calib. Times: 2339

0151

GC Column: RTXCLPPEST ID: 0.53 (mm)

COMPOUND	RRF	RRF1	MIN RRF	%D	MAX %D
Aroclor-1016	12312.680	11621.000	0.01	5.6	15.0
(2)	17138.240	16470.000	0.01	3.9	15.0
(3)	8651.440	8238.000	0.01	4.8	15.0
Aroclor-1260	20281.040	19377.000	0.01	4.4	15.0
(2)	12641.960	11926.000	0.01	5.7	15.0
(3)	12435.120	11788.000	0.01	5.2	15.0
Tetrachloro-m-xylene	324312.00	314800.00	0.01	2.9	15.0
Decachlorobiphenyl	273220.00	242200.00	0.01	11.4	15.0

FORM 7
PCB CONTINUING CALIBRATION CHECK

Lab Name: MITKEM CORPORATION

Contract:

Lab Code: MITKEM

Case No.:

SAS No.:

SDG No.: A0740

Instrument ID: E2

Calibration Date: 05/17/02 Time: 1456

Lab File ID: E2D0569R

Init. Calib. Date(s): 05/10/02 05/10/02

Init. Calib. Times: 2055 2307

GC Column: RTXCLPPEST ID: 0.53 (mm)

COMPOUND	\overline{RRF}	RRF1	MIN RRF	%D	MAX %D
=====	=====	=====	=====	=====	=====
Aroclor-1248	13142.120	12510.000	0.01	4.8	15.0
(2)	9424.440	8957.000	0.01	5.0	15.0
(3)	6547.480	6224.000	0.01	4.9	15.0
=====	=====	=====	=====	=====	=====
Tetrachloro-m-xylene	324312.00	292350.00	0.01	9.8	15.0
Decachlorobiphenyl	273220.00	292450.00	0.01	7.0	15.0

FORM VII PCB

FORM 7
PCB CONTINUING CALIBRATION CHECK

Lab Name: MITKEM CORPORATION

Contract:

Lab Code: MITKEM

Case No.:

SAS No.:

SDG No.: A0740

Instrument ID: E2

Calibration Date: 05/17/02

Time: 1608

Lab File ID: E2D0571F

Init. Calib. Date(s): 05/10/02

05/11/02

Init. Calib. Times: 2339

0151

GC Column: RTXCLPPEST 2 ID: 0.53 (mm)

COMPOUND	RRF	RRF1	MIN RRF	%D	MAX %D
Aroclor-1016	12266.200	12188.000	0.01	0.6	15.0
(2)	20404.120	21000.000	0.01	2.9	15.0
(3)	11139.320	11204.000	0.01	0.6	15.0
Aroclor-1260	19858.960	20020.000	0.01	0.8	15.0
(2)	13344.000	13450.000	0.01	0.8	15.0
(3)	27641.400	28396.000	0.01	2.7	15.0
Tetrachloro-m-xylene	342848.00	336050.00	0.01	2.0	15.0
Decachlorobiphenyl	257850.00	258350.00	0.01	0.2	15.0

FORM 8
PCB ANALYTICAL SEQUENCE

Lab Name: MITKEM CORPORATION

Contract:

Lab Code: MITKEM

Case No.:

SAS No.:

SDG No.: A0740

GC Column: RTXCLPPEST 2 ID: 0.53 (mm) Init. Calib. Date(s): 05/10/02 05/11/02

Instrument ID: E2

THE ANALYTICAL SEQUENCE OF PERFORMANCE EVALUATION MIXTURES, BLANKS, SAMPLES, AND STANDARDS IS GIVEN BELOW:

MEAN SURROGATE RT FROM INITIAL CALIBRATION						
		TCX: 6.47	DCB: 27.73			
CLIENT	LAB	DATE	TIME	TCX	DCB	
SAMPLE NO.	SAMPLE ID	ANALYZED	ANALYZED	RT #	RT #	
01	AR1232RL3	AR1232RL3	05/10/02	1453	6.47	27.73
02	AR2154RL1	AR2154RL1	05/10/02	1526	6.47	27.73
03	AR2154RL2	AR2154RL2	05/10/02	1559	6.47	27.73
04	AR2154RL3	AR2154RL3	05/10/02	1632	6.47	27.73
05	AR2154RL4	AR2154RL4	05/10/02	1705	6.47	27.73
06	AR2154RL5	AR2154RL5	05/10/02	1738	6.47	27.73
07	AR1242RL1	AR1242RL1	05/10/02	1811	6.47	27.73
08	AR1242RL2	AR1242RL2	05/10/02	1844	6.46	27.73
09	AR1242RL3	AR1242RL3	05/10/02	1916	6.46	27.73
10	AR1242RL4	AR1242RL4	05/10/02	1949	6.46	27.73
11	AR1242RL5	AR1242RL5	05/10/02	2022	6.47	27.73
12	AR1248RL1	AR1248RL1	05/10/02	2055	6.47	27.74
13	AR1248RL2	AR1248RL2	05/10/02	2128	6.47	27.73
14	AR1248RL3	AR1248RL3	05/10/02	2201	6.46	27.73
15	AR1248RL4	AR1248RL4	05/10/02	2234	6.46	27.73
16	AR1248RL5	AR1248RL5	05/10/02	2307	6.47	27.74
17	AR1660RL1	AR1660RL1	05/10/02	2339	6.48	27.73
18	AR1660RL2	AR1660RL2	05/11/02	0012	6.47	27.73
19	AR1660RL3	AR1660RL3	05/11/02	0045	6.47	27.73
20	AR1660RL4	AR1660RL4	05/11/02	0118	6.47	27.73
21	AR1660RL5	AR1660RL5	05/11/02	0151	6.47	27.73
22	AR1660RA	AR1660RA	05/15/02	1135	6.47	27.74
23	BBLK3A	B0514-BS3	05/15/02	1314	6.47	27.74
24	B3ALCS	B0514-LS3	05/15/02	1452	6.47	27.74
25	AR1660RB	AR1660RB	05/15/02	2054	6.47	27.74
26	AR1248RC	AR1248RC	05/16/02	0434	6.47	27.74
27	AR1660RC	AR1660RC	05/16/02	0540	6.47	27.74
28	B-32W10S3	A0740-41A	05/16/02	1213	6.48	27.74
29	B-32W10S4	A0740-42A	05/16/02	1246	6.48	27.74
30	AR1248RD	AR1248RD	05/16/02	1458	6.48	27.74
31	AR1660RD	AR1660RD	05/16/02	1604	6.48	27.74
32	B-32E10S2	A0740-44A	05/16/02	1815	6.48	27.74

QC LIMITS

TCX = Tetrachloro-m-xylene (+/- 0.05 MINUTES)
DCB = Decachlorobiphenyl (+/- 0.10 MINUTES)

Column used to flag retention time values with an asterisk.
* Values outside of QC limits.

FORM 8
PCB ANALYTICAL SEQUENCE

Lab Name: MITKEM CORPORATION

Contract:

Lab Code: MITKEM Case No.:

SAS No.:

SDG No.: A0740

GC Column: RTXCLPPEST ID: 0.53 (mm) Init. Calib. Date(s): 05/10/02 05/11/02

Instrument ID: E2

THE ANALYTICAL SEQUENCE OF PERFORMANCE EVALUATION MIXTURES, BLANKS,
SAMPLES, AND STANDARDS IS GIVEN BELOW:

MEAN SURROGATE RT FROM INITIAL CALIBRATION					
		TCX: 5.07		DCB: 22.85	
CLIENT SAMPLE NO.	LAB SAMPLE ID	DATE ANALYZED	TIME ANALYZED	TCX RT #	DCB RT #
01	AR1232RL3	AR1232RL3	05/10/02	1453	5.06 22.85
02	AR2154RL1	AR2154RL1	05/10/02	1526	5.06 22.85
03	AR2154RL2	AR2154RL2	05/10/02	1559	5.06 22.85
04	AR2154RL3	AR2154RL3	05/10/02	1632	5.06 22.85
05	AR2154RL4	AR2154RL4	05/10/02	1705	5.06 22.85
06	AR2154RL5	AR2154RL5	05/10/02	1738	5.07 22.85
07	AR1242RL1	AR1242RL1	05/10/02	1811	5.07 22.85
08	AR1242RL2	AR1242RL2	05/10/02	1844	5.06 22.85
09	AR1242RL3	AR1242RL3	05/10/02	1916	5.06 22.85
10	AR1242RL4	AR1242RL4	05/10/02	1949	5.06 22.85
11	AR1242RL5	AR1242RL5	05/10/02	2022	5.06 22.85
12	AR1248RL1	AR1248RL1	05/10/02	2055	5.06 22.86
13	AR1248RL2	AR1248RL2	05/10/02	2128	5.07 22.85
14	AR1248RL3	AR1248RL3	05/10/02	2201	5.06 22.85
15	AR1248RL4	AR1248RL4	05/10/02	2234	5.06 22.85
16	AR1248RL5	AR1248RL5	05/10/02	2307	5.07 22.86
17	AR1660RL1	AR1660RL1	05/10/02	2339	5.07 22.86
18	AR1660RL2	AR1660RL2	05/11/02	0012	5.07 22.86
19	AR1660RL3	AR1660RL3	05/11/02	0045	5.06 22.85
20	AR1660RL4	AR1660RL4	05/11/02	0118	5.06 22.86
21	AR1660RL5	AR1660RL5	05/11/02	0151	5.07 22.85
22	AR1660RA	AR1660RA	05/15/02	1135	5.06 22.86
23	BBLK3A	B0514-BS3	05/15/02	1314	5.07 22.86
24	B3ALCS	B0514-LS3	05/15/02	1452	5.07 22.86
25	AR1660RB	AR1660RB	05/15/02	2054	5.06 22.86
26	AR1248RC	AR1248RC	05/16/02	0434	5.07 22.86
27	AR1660RC	AR1660RC	05/16/02	0540	5.07 22.86
28	B-32W10S3	A0740-41A	05/16/02	1213	5.07 22.86
29	B-32W10S4	A0740-42A	05/16/02	1246	5.07 22.86
30	AR1248RD	AR1248RD	05/16/02	1458	5.07 22.86
31	AR1660RD	AR1660RD	05/16/02	1604	5.07 22.86
32	B-32E10S2	A0740-44A	05/16/02	1815	5.07 22.86

QC LIMITS
TCX = Tetrachloro-m-xylene (+/- 0.05 MINUTES)
DCB = Decachlorobiphenyl (+/- 0.10 MINUTES)

Column used to flag retention time values with an asterisk.
* Values outside of QC limits.

FORM 8
PCB ANALYTICAL SEQUENCE

Lab Name: MITKEM CORPORATION

Contract:

Lab Code: MITKEM Case No.:

SAS No.:

SDG No.: A0740

GC Column: RTXCLPPEST ID: 0.53 (mm) Init. Calib. Date(s): 05/10/02 05/11/02

Instrument ID: E2

THE ANALYTICAL SEQUENCE OF PERFORMANCE EVALUATION MIXTURES, BLANKS, SAMPLES, AND STANDARDS IS GIVEN BELOW:

MEAN SURROGATE RT FROM INITIAL CALIBRATION					
		TCX: 5.07	DCB: 22.85		
CLIENT SAMPLE NO.	LAB SAMPLE ID	DATE ANALYZED	TIME ANALYZED	TCX RT #	DCB RT #
01	AR1248RE	AR1248RE	05/16/02	2344	5.07 22.86
02	AR1660RE	AR1660RE	05/17/02	0050	5.07 22.86
03	AR1248RF	AR1248RF	05/17/02	0335	5.06 22.85
04	AR1660RF	AR1660RF	05/17/02	0816	5.07 22.86
05	B-32E10S1	A0740-43A	05/17/02	1206	5.06 22.86
06	B-32E10S3	A0740-45A	05/17/02	1239	5.06 22.86
07	B-32E10S4	A0740-46A	05/17/02	1312	5.06 22.86
08	AR1248RE	AR1248RE	05/17/02	1456	5.06 22.86
09	AR1660RE	AR1660RE	05/17/02	1608	5.05 22.86
10					
11					
12					
13					
14					
15					
16					
17					
18					
19					
20					
21					
22					
23					
24					
25					
26					
27					
28					
29					
30					
31					
32					

QC LIMITS

TCX = Tetrachloro-m-xylene (+/- 0.05 MINUTES)
DCB = Decachlorobiphenyl (+/- 0.10 MINUTES)

Column used to flag retention time values with an asterisk.
* Values outside of QC limits.

FORM 10
 PCB IDENTIFICATION SUMMARY
 FOR MULTICOMPONENT ANALYTES

CLIENT SAMPLE NO.

B-32E10S1

Lab Name: MITKEM CORPORATION

Contract:

Lab Code: MITKEM Case No.:

SAS No.:

SDG No.: A0740

Lab Sample ID: A0740-43A

Date(s) Analyzed: 05/17/02 05/17/02

Instrument ID (1): E2

Instrument ID (2): E2

GC Column(1): RTXCLPPEST 2 ID: 0.53(mm) GC Column(2): RTXCLPPEST ID: 0.53(mm)

ANALYTE	PEAK	RT	RT WINDOW		CONCENTRATION	MEAN CONCENTRATION	%D
			FROM	TO			
Aroclor-1248	1	12.00	11.93	12.07	8400	9600	
	2	13.20	13.13	13.27	11000		
	3	16.16	16.09	16.23	9200		
	4						
	5						
COLUMN 1	1	11.36	11.29	11.43	11000	10000	4.1
	2	12.01	11.94	12.08	12000		
	3	13.19	13.11	13.25	8500		
	4						
	5						
COLUMN 2	1						
	2						
	3						
	4						
	5						
COLUMN 1	1						
	2						
	3						
	4						
	5						
COLUMN 2	1						
	2						
	3						
	4						
	5						

At least 3 peaks are required for identification of multicomponent analytes.

FORM 10
 PCB IDENTIFICATION SUMMARY
 FOR MULTICOMPONENT ANALYTES

CLIENT SAMPLE NO.

B-32E10S2

Lab Name: MITKEM CORPORATION

Contract:

Lab Code: MITKEM Case No.:

SAS No.:

SDG No.: A0740

Lab Sample ID: A0740-44A

Date(s) Analyzed: 05/16/02 05/16/02

Instrument ID (1): E2

Instrument ID (2): E2

GC Column(1): RTXCLPPEST 2 ID: 0.53(mm) GC Column(2): RTXCLPPEST ID: 0.53(mm)

ANALYTE	PEAK	RT	RT WINDOW		CONCENTRATION	MEAN CONCENTRATION	%D
			FROM	TO			
Aroclor-1248	1	12.01	11.93	12.07	360	280	
	2	13.21	13.13	13.27	250		
	3	16.17	16.09	16.23	240		
COLUMN 1	4						
	5						
COLUMN 2	1	11.37	11.29	11.43	310	280	0.0
	2	12.02	11.94	12.08	310		
	3	13.19	13.11	13.25	220		
	4						
	5						
COLUMN 1	1						
	2						
	3						
	4						
	5						
COLUMN 2	1						
	2						
	3						
	4						
	5						
COLUMN 1	1						
	2						
	3						
	4						
	5						
COLUMN 2	1						
	2						
	3						
	4						
	5						

At least 3 peaks are required for identification of multicomponent analytes.

FORM 10
 PCB IDENTIFICATION SUMMARY
 FOR MULTICOMPONENT ANALYTES

CLIENT SAMPLE NO.

B-32E10S3

Lab Name: MITKEM CORPORATION

Contract:

Lab Code: MITKEM Case No.:

SAS No.:

SDG No.: A0740

Lab Sample ID: A0740-45A

Date(s) Analyzed: 05/17/02 05/17/02

Instrument ID (1): E2

Instrument ID (2): E2

GC Column(1): RTXCLPPEST 2 ID: 0.53(mm) GC Column(2): RTXCLPPEST ID: 0.53(mm)

ANALYTE	PEAK	RT	RT WINDOW		CONCENTRATION	MEAN CONCENTRATION	%D
			FROM	TO			
Aroclor-1248	1	12.00	11.93	12.07	3100	3000	
	2	13.20	13.13	13.27	2700		
	3	16.17	16.09	16.23	3200		
COLUMN 1	4						
	5						
	1	11.36	11.29	11.43	4400	4100	31.0
	2	12.01	11.94	12.08	4800		
	3	13.19	13.11	13.25	3000		
4							
5							
COLUMN 2	1						
	2						
	3						
	4						
	5						
COLUMN 1	1						
	2						
	3						
	4						
	5						
COLUMN 2	1						
	2						
	3						
	4						
	5						

At least 3 peaks are required for identification of multicomponent analytes.

FORM 10
 PCB IDENTIFICATION SUMMARY
 FOR MULTICOMPONENT ANALYTES

CLIENT SAMPLE NO.

B-32E10S4

Lab Name: MITKEM CORPORATION

Contract:

Lab Code: MITKEM Case No.:

SAS No.:

SDG No.: A0740

Lab Sample ID: A0740-46A

Date(s) Analyzed: 05/17/02 05/17/02

Instrument ID (1): E2

Instrument ID (2): E2

GC Column(1): RTXCLPPEST 2 ID: 0.53(mm) GC Column(2): RTXCLPPEST ID: 0.53(mm)

ANALYTE	PEAK	RT	RT WINDOW		CONCENTRATION	MEAN CONCENTRATION	%D
			FROM	TO			
Aroclor-1248	1	12.00	11.93	12.07	3900	3600	
	2	13.21	13.13	13.27	3800		
	3	16.17	16.09	16.23	3300		
COLUMN 1	4						
	5						
COLUMN 2	1	11.36	11.29	11.43	4800	4400	20.0
	2	12.01	11.94	12.08	5100		
	3	13.19	13.11	13.25	3200		
	4						
	5						
COLUMN 1	1						
	2						
	3						
	4						
	5						
COLUMN 2	1						
	2						
	3						
	4						
	5						
COLUMN 1	1						
	2						
	3						
	4						
	5						
COLUMN 2	1						
	2						
	3						
	4						
	5						

At least 3 peaks are required for identification of multicomponent analytes.

FORM 10
 PCB IDENTIFICATION SUMMARY
 FOR MULTICOMPONENT ANALYTES

CLIENT SAMPLE NO.

B-32W10S4

Lab Name: MITKEM CORPORATION

Contract:

Lab Code: MITKEM Case No.:

SAS No.:

SDG No.: A0740

Lab Sample ID: A0740-42A

Date(s) Analyzed: 05/16/02 05/16/02

Instrument ID (1): E2

Instrument ID (2): E2

GC Column(1): RTXCLPPEST 2 ID: 0.53(mm) GC Column(2): RTXCLPPEST ID: 0.53(mm)

ANALYTE	PEAK	RT	RT WINDOW		CONCENTRATION	MEAN CONCENTRATION	%D
			FROM	TO			
Aroclor-1248	1	12.00	11.93	12.07	160	140	
	2	13.21	13.13	13.27	130		
	3	16.17	16.09	16.23	140		
COLUMN 1	4						
	5						
COLUMN 2	1	11.37	11.29	11.43	160	160	13.3
	2	12.02	11.94	12.08	180		
	3	13.19	13.11	13.25	140		
COLUMN 2	4						
	5						
COLUMN 1	1						
	2						
	3						
	4						
	5						
COLUMN 2	1						
	2						
	3						
	4						
	5						
COLUMN 1	1						
	2						
	3						
	4						
	5						
COLUMN 2	1						
	2						
	3						
	4						
	5						

At least 3 peaks are required for identification of multicomponent analytes.

FORM 10
 PCB IDENTIFICATION SUMMARY
 FOR MULTICOMPONENT ANALYTES

CLIENT SAMPLE NO.

B3ALCS

Lab Name: MITKEM CORPORATION

Contract:

Lab Code: MITKEM Case No.:

SAS No.:

SDG No.: A0740

Lab Sample ID: B0514-LS3

Date(s) Analyzed: 05/15/02 05/15/02

Instrument ID (1): E2

Instrument ID (2): E2

GC Column(1): RTXCLPPEST 2 ID: 0.53(mm) GC Column(2): RTXCLPPEST ID: 0.53(mm)

ANALYTE	PEAK	RT	RT WINDOW		CONCENTRATION	MEAN CONCENTRATION	%D
			FROM	TO			
Aroclor-1016 COLUMN 1	1	9.46	9.38	9.52	320	330	
	2	10.91	10.83	10.97	330		
	3	11.34	11.26	11.40	330		
	4						
	5						
COLUMN 2	1	7.14	7.07	7.21	310	310	6.2
	2	8.49	8.42	8.56	320		
	3	10.10	10.03	10.17	310		
	4						
	5						
Aroclor-1260 COLUMN 1	1	17.57	17.49	17.63	330	330	
	2	20.50	20.42	20.56	330		
	3	21.52	21.44	21.58	340		
	4						
	5						
COLUMN 2	1	15.40	15.33	15.47	320	320	3.1
	2	16.49	16.41	16.56	320		
	3	18.61	18.53	18.67	320		
	4						
	5						
COLUMN 1	1						
	2						
	3						
	4						
	5						
COLUMN 2	1						
	2						
	3						
	4						
	5						

At least 3 peaks are required for identification of multicomponent analytes.

Data File: \\AVOCADRO\USERDATA\Organic\svos\E2.i\020510F.B\E2D0394F.D

Date: 10-MAY-2002 14:53

Client ID: AR1232RL3

Sample Info: AR1232RL3,AR1232RL3,,ar1232.sub

Volume Injected (uL): 1.0

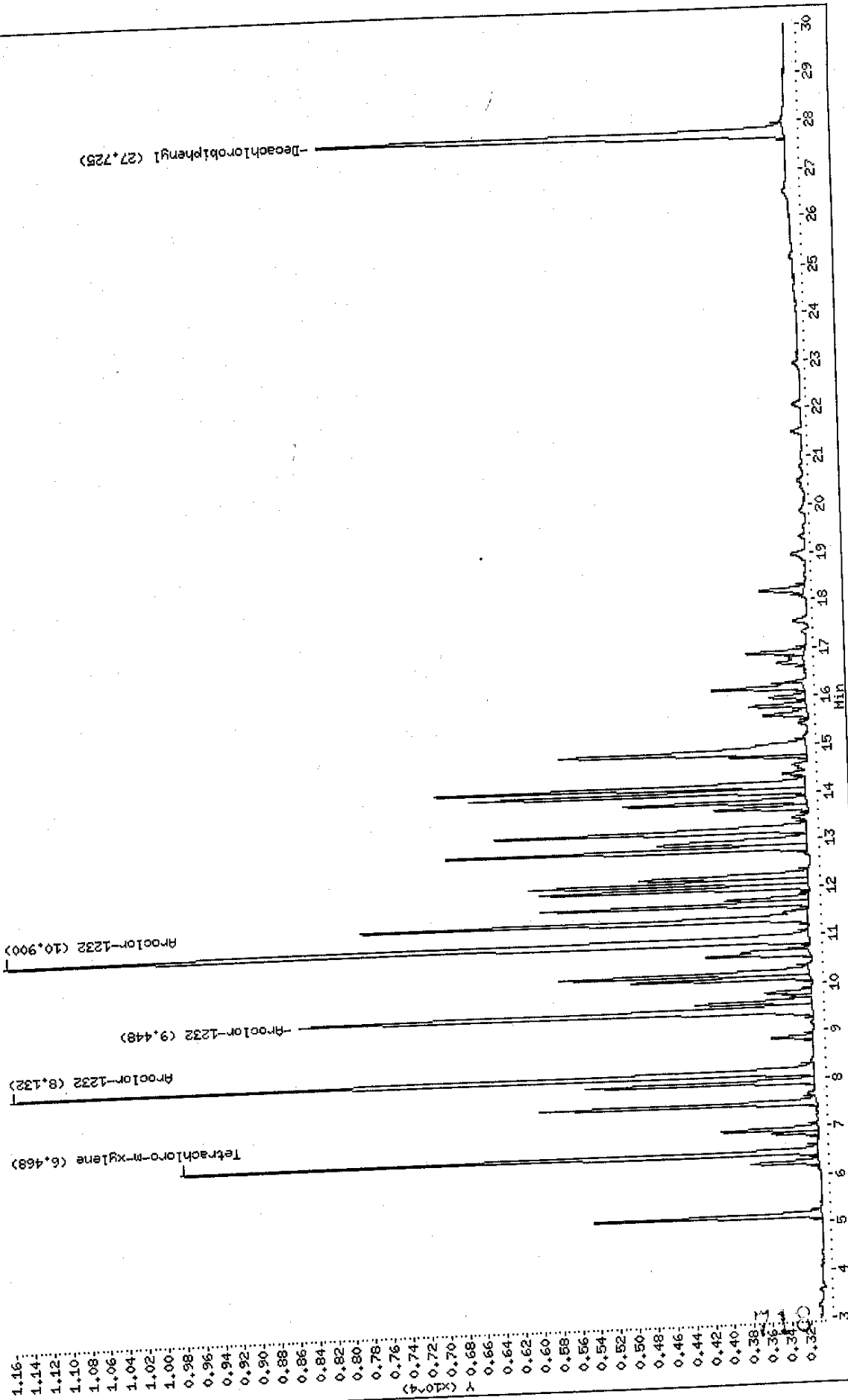
Column phase: RtxCLPPest 2

Instrument: E2.1

Operator: GHL

Column diameter: 0.53

\\AVOCADRO\USERDATA\Organic\svos\E2.i\020510F.B\E2D0394F.D



Data File: \\AVOCADRO\USERDATA\Organic\svoa\E2.i\020610R.B\E2D0394R.D

Date: 10-MAY-2002 14:53

Client ID: AR1232RL3

Sample Info: AR1232RL3.AR1232RL3,,ar1232.sub

Volume Injected (uL): 1.0

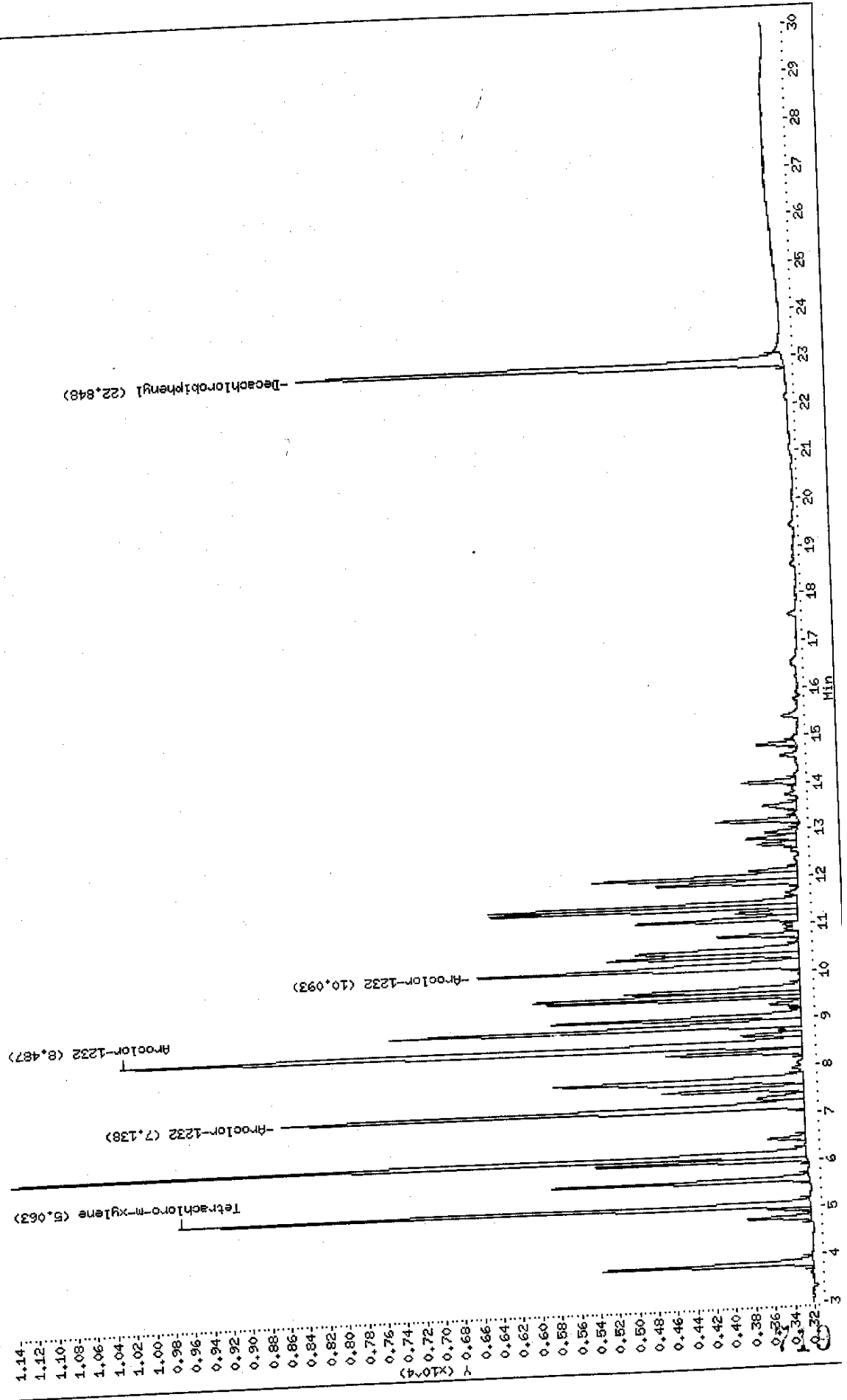
Column phase: RtxCLPpest

Instrument: E2.i

Operator: GHL

Column diameter: 0.53

\\AVOCADRO\USERDATA\Organic\svoa\E2.i\020610R.B\E2D0394R.D



Data File: E2D0394F.D
 Report Date: 13-May-2002 10:35

Mitkem Corporation

Sample #1 : \\AVOGADRO\USERDATA\Organic\svoa\E2.i\020510F.B\E2D0394F.D
 Sample #2 : \\AVOGADRO\USERDATA\Organic\svoa\E2.i\020510R.B\E2D0394R.D
 Inj Date : 10-MAY-2002 14:53
 Sample Info: AR1232RL3,AR1232RL3,,ar1232.sub
 Misc Info : 1,3,,1
 Cal Date : 13-MAY-2002 07:39
 Operator : GML
 Inst ID : E2.i
 Dil Factor : 1.000000
 Method #1 : \\AVOGADRO\USERDATA\Organic\svoa\E2.i\020510F.B\E2_PCB_F.m
 Method #2 : \\AVOGADRO\USERDATA\Organic\svoa\E2.i\020510R.B\E2_PCB_R.m
 Sub List #1 : ar1232.sub
 Sub List #2 : ar1232.sub
 Col #1 Phase : RtxCLPPest 2
 Col #2 Phase : RtxCLPPest

Concentration Formula: $Amt * DF * Uf * Vt / (Vo * Vi)$

Name	Value	Description
DF	1.000	Dilution Factor
Uf	1.000	Correction factor
Vt	10000.000	Volume of final extract (uL)
Vo	1000.000	Volume of sample extracted (ml)
Vi	1.000	Volume injected (uL)

Compound	RT#1	RT#2	Resp#1	Resp#2	Conc#1 (ug/L)	Conc#2 (ug/L)	Target Range	Ratio
Tetrachloro-m-xylene	6.468	5.063	6738	6520	0.020	0.020		100.00 (a)
Aroclor-1232	8.132	7.138	8489	5396	1.0	1.0	80.00- 120.00	100.00
	9.448	8.487	5438	7039	1.0	1.0	44.06- 84.06	64.06
	10.900	10.093	8516	3330	1.0	1.0	80.32- 120.32	100.32
Average of Peak Amounts =					1.0	1.0		
Decachlorobiphenyl	27.725	22.848	4944	5022	0.020	0.020		100.00 (a)

QC Flag Legend

a - Target compound detected but, quantitated amount
 Below Limit Of Quantitation(BLOQ).

Data File: \\AVOCADRO\USERDATA\Organic\svoa\E2.i\020510F,B\E2D0395F.D

Date: 10-MAY-2002 15:26

Client ID: AR2154RL1

Sample Info: AR2154RL1,AR2154RL1,,ar2154.sub

Volume Injected (ul): 1.0


Column phase: RtxCLPPest 2

Instrument: E2.1

Operator: GML

Column diameter: 0.53

\\AVOCADRO\USERDATA\Organic\svoa\E2.i\020510F,B\E2D0395F.D



Data File: \\AV0604000\USERDATA\Organic\svosa\E2.i\020510R.F\E2I0398R.D

Date: 10-MAY-2002 15:26

Client ID: AR2154RL1

Sample Info: AR2154RL1.AR2154RL1,,ar2154.sub

Volume Injected (uL): 1.0

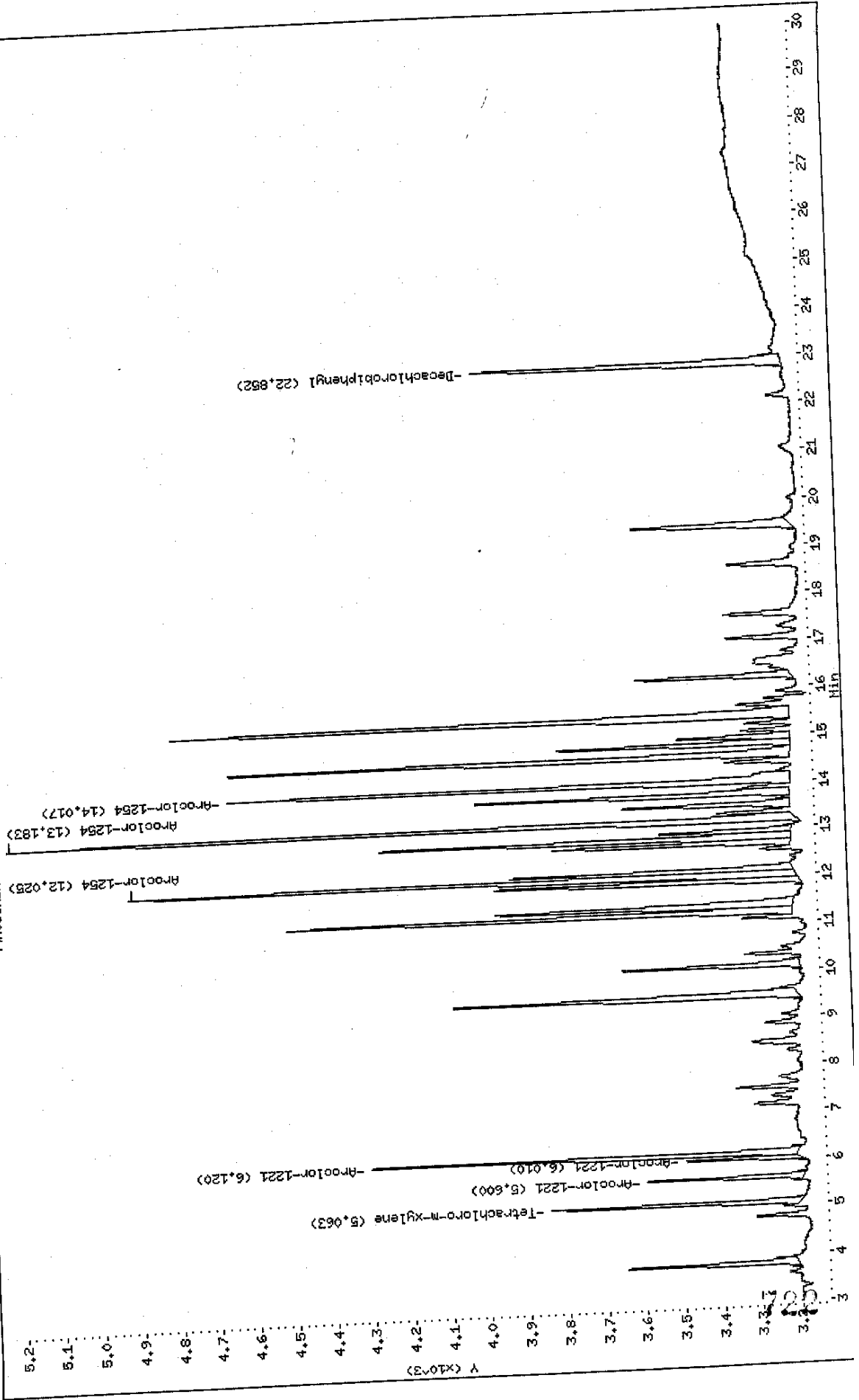
Column phase: RtxCLPPest

Instrument: E2.i

Operator: CHL

Column diameter: 0.53

\\AV0604000\USERDATA\Organic\svosa\E2.i\020510R.F\E2I0398R.D



Data File: E2D0395F.D
 Report Date: 13-May-2002 10:35

Mitkem Corporation

Sample #1 : \\AVOGADRO\USERDATA\Organic\svoa\E2.i\020510F.B\E2D0395F.D
 Sample #2 : \\AVOGADRO\USERDATA\Organic\svoa\E2.i\020510R.B\E2D0395R.D
 Inj Date : 10-MAY-2002 15:26
 Sample Info: AR2154RL1,AR2154RL1,,ar2154.sub
 Misc Info : 1,1,,1
 Cal Date : 13-MAY-2002 07:39
 Operator : GML
 Inst ID : E2.i
 Dil Factor : 1.000000

Method #1 : \\AVOGADRO\USERDATA\Organic\svoa\E2.i\020510F.B\E2_PCB_F.m
 Method #2 : \\AVOGADRO\USERDATA\Organic\svoa\E2.i\020510R.B\E2_PCB_R.m
 Sub List #1 : ar2154.sub
 Sub List #2 : ar2154.sub
 Col #1 Phase : RtxCLPPest 2
 Col #2 Phase : RtxCLPPest

Concentration Formula: $Amt * DF * Uf * Vt / (Vo * Vi)$

Name	Value	Description
DF	1.000	Dilution Factor
Uf	1.000	Correction factor
Vt	10000.000	Volume of final extract (uL)
Vo	1000.000	Volume of sample extracted (ml)
Vi	1.000	Volume injected (uL)

Compound	RT#		Resp#		Conc#1	Conc#2	Target Range	Ratio
	RT#1	RT#2	Resp#1	Resp#2	(ug/L)	(ug/L)		
Tetrachloro-m-xylene	6.468	5.063	630	642	0.0019	0.0020	80.00- 120.00	100.00 (a)
Aroclor-1221	7.487	5.600	437	403	0.10	0.10	49.71- 89.71	78.26 (a)
	7.947	6.010	342	294	0.10	0.10	189.26- 229.26	259.04 (a)
	8.135	6.120	1132	1100	0.10	0.10		
	Average of Peak Amounts =				0.10	0.10		
Aroclor-1254	14.748	12.025	1969	1724	0.10	0.10	80.00- 120.00	100.00 (a)
	15.802	13.183	1175	2039	0.10	0.10	58.68- 98.68	59.57 (a)
	17.565	14.017	1001	1455	0.10	0.10	36.48- 76.48	50.84 (a)
	Average of Peak Amounts =				0.10	0.10		
Decachlorobiphenyl	27.728	22.852	768	802	0.0024	0.0024		100.00 (a)

JY 5/14/02

Data File: E2D0395F.D
Report Date: 13-May-2002 10:35

QC Flag Legend

a - Target compound detected but, quantitated amount
Below Limit Of Quantitation(BLOQ).

Data File: \\AVOCADRO\USERDATA\Organic\svoa\E2.i\020510F.B\E2D0396F.D

Date: 10-MAY-2002 15:59

Client ID: AR2154RL2

Sample Info: AR2154RL2,AR2154RL2,,ar2154.sub

Volume Injected (uL): 1.0

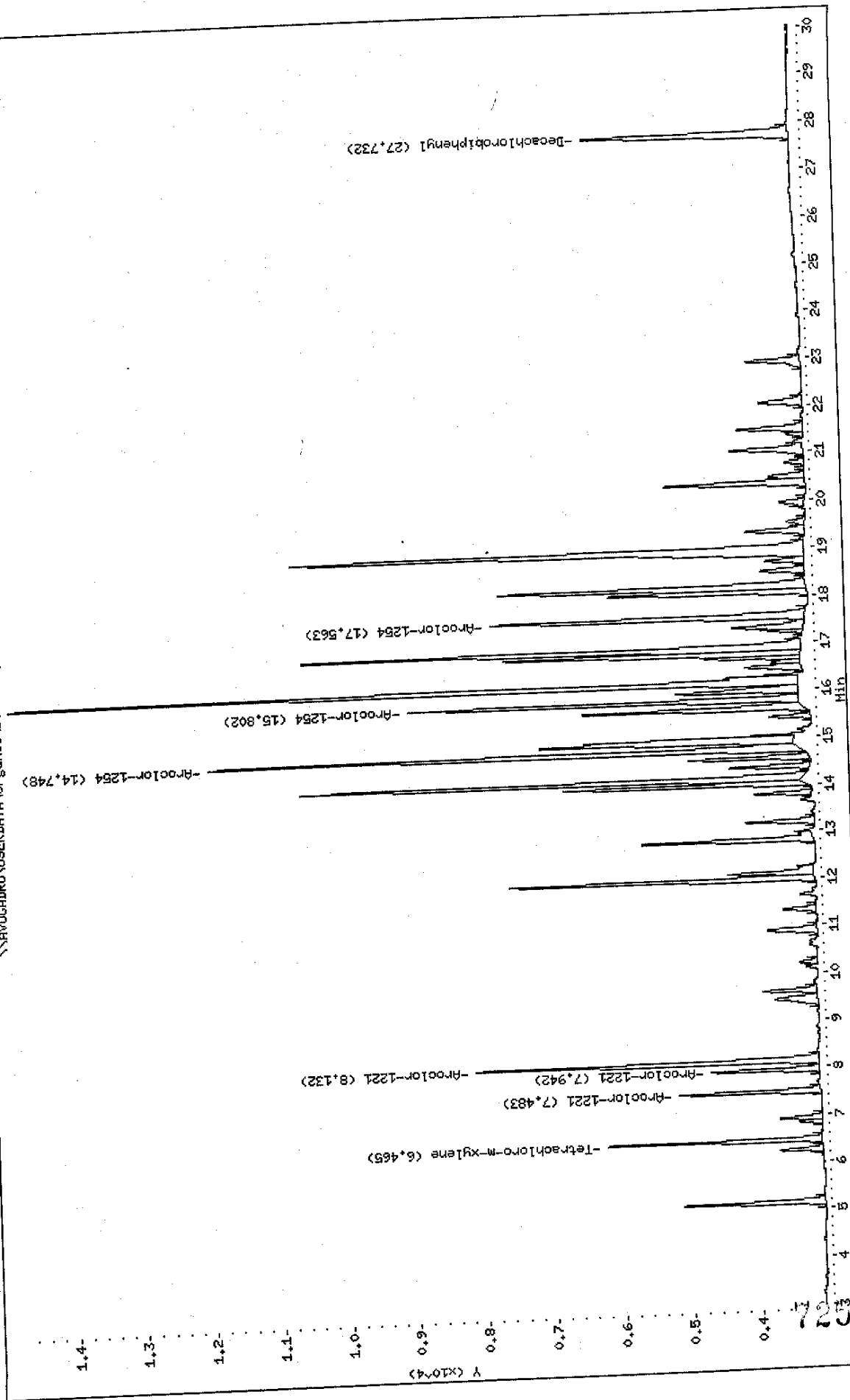
Column phase: RtxCLPest 2

Instrument: E2.i

Operator: GML

Column diameter: 0.53

\\AVOCADRO\USERDATA\Organic\svoa\E2.i\020510F.B\E2D0396F.D



Data File: \\AVOCADRO\USERDATA\Organic\svoa\E2.i\020610R.B\E2D0396R.D

Date: 10-MAY-2002 15:59

Client ID: AR2154RL2

Sample Info: AR2154RL2,AR2154RL2,,ar2154.sub

Volume Injected (ul): 1.0

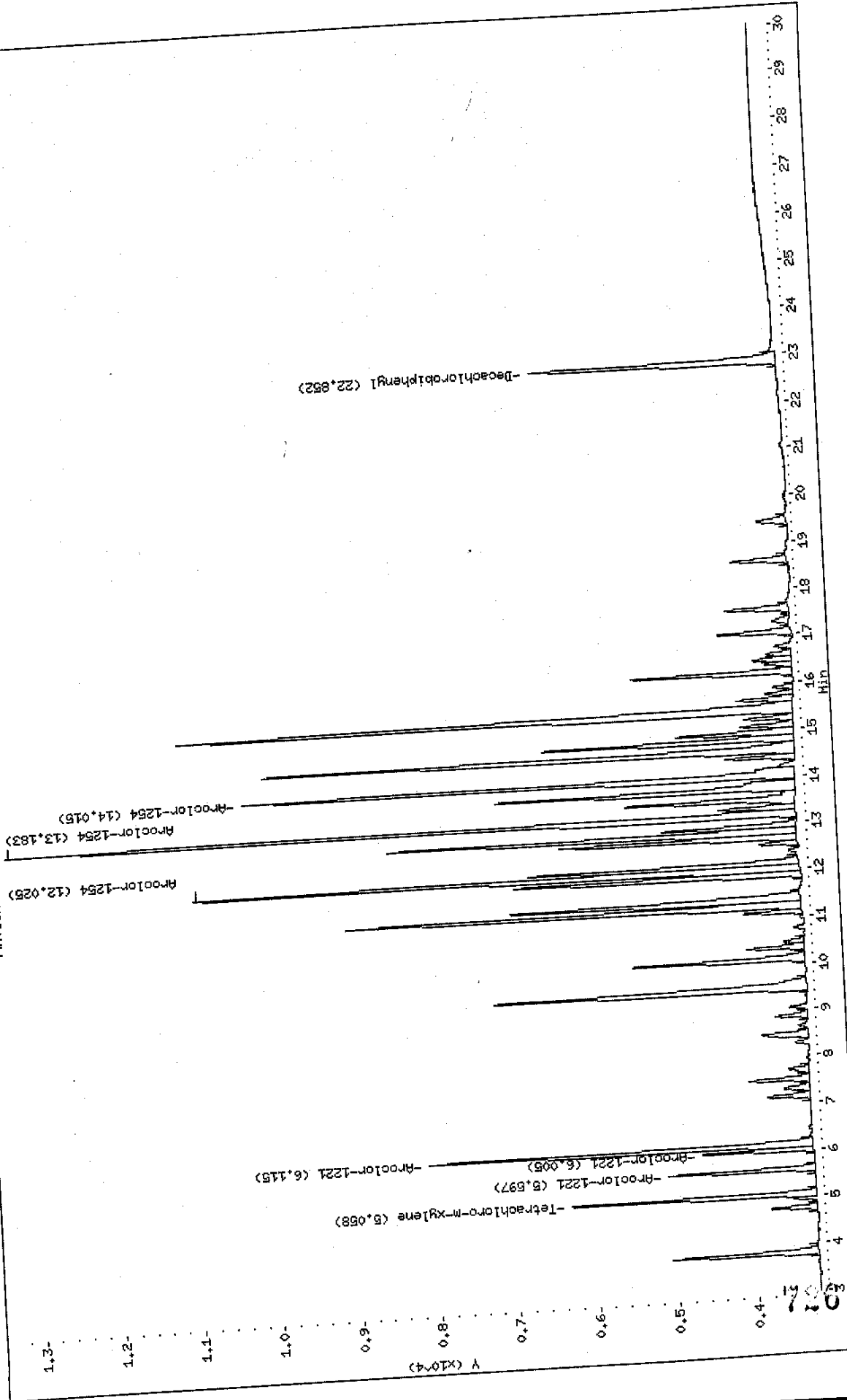
Column phase: RtxCLPPest

Instrument: E2.i

Operator: GML

Column diameter: 0.53

\\AVOCADRO\USERDATA\Organic\svoa\E2.i\020610R.B\E2D0396R.D



Data File: E2D0396F.D
 Report Date: 13-May-2002 10:35

Mitkem Corporation

Sample #1 : \\AVOGADRO\USERDATA\Organic\svoa\E2.i\020510F.B\E2D0396F.D
 Sample #2 : \\AVOGADRO\USERDATA\Organic\svoa\E2.i\020510R.B\E2D0396R.D
 Inj Date : 10-MAY-2002 15:59
 Sample Info: AR2154RL2,AR2154RL2,,ar2154.sub
 Misc Info : 1,2,,1
 Cal Date : 13-MAY-2002 07:39
 Operator : GML
 Inst ID : E2.i
 Dil Factor : 1.000000

Method #1 : \\AVOGADRO\USERDATA\Organic\svoa\E2.i\020510F.B\E2_PCB_F.m
 Method #2 : \\AVOGADRO\USERDATA\Organic\svoa\E2.i\020510R.B\E2_PCB_R.m
 Sub List #1 : ar2154.sub
 Sub List #2 : ar2154.sub
 Col #1 Phase : RtxCLPPest 2
 Col #2 Phase : RtxCLPPest

Concentration Formula: $Amt * DF * Uf * Vt / (Vo * Vi)$

Name	Value	Description
DF	1.000	Dilution Factor
Uf	1.000	Correction factor
Vt	10000.000	Volume of final extract (uL)
Vo	1000.000	Volume of sample extracted (ml)
Vi	1.000	Volume injected (uL)

Compound	RT#1	RT#2	Resp#1	Resp#2	Conc#1 (ug/L)	Conc#2 (ug/L)	Target Range	Ratio
Tetrachloro-m-xylene	6.465	5.058	3117	3066	0.0097	0.0096		100.00 (a)
Aroclor-1221	7.483	5.597	2059	1844	0.48	0.48	80.00- 120.00	100.00 (a)
	7.942	6.005	1569	1391	0.48	0.49	49.71- 89.71	76.20 (a)
	8.132	6.115	5002	4830	0.47	0.47	189.26- 229.26	242.93 (a)
Average of Peak Amounts =					0.48	0.48		
Aroclor-1254	14.748	12.025	8678	7663	0.47	0.47	80.00- 120.00	100.00 (a)
	15.802	13.183	5721	9977	0.49	0.49	58.68- 98.68	65.93 (a)
	17.563	14.015	4609	6987	0.48	0.49	36.48- 76.48	53.11 (a)
Average of Peak Amounts =					0.48	0.48		
Decachlorobiphenyl	27.732	22.852	3026	3110	0.0097	0.0097		100.00 (a)

5/13/02

Data File: E2D0396F.D
Report Date: 13-May-2002 10:35

QC Flag Legend

a - Target compound detected but, quantitated amount
Below Limit Of Quantitation(BLOQ).

Data File: \\AVOCADRO\USERDATA\Organic\svoa\E2.i\020510F.B\E2D0397F.D

Date: 10-MAY-2002 16:32

Client ID: AR2154RL3

Sample Info: AR2154RL3,AR2154RL3,,ar2154.sub

Volume Injected (uL): 1.0

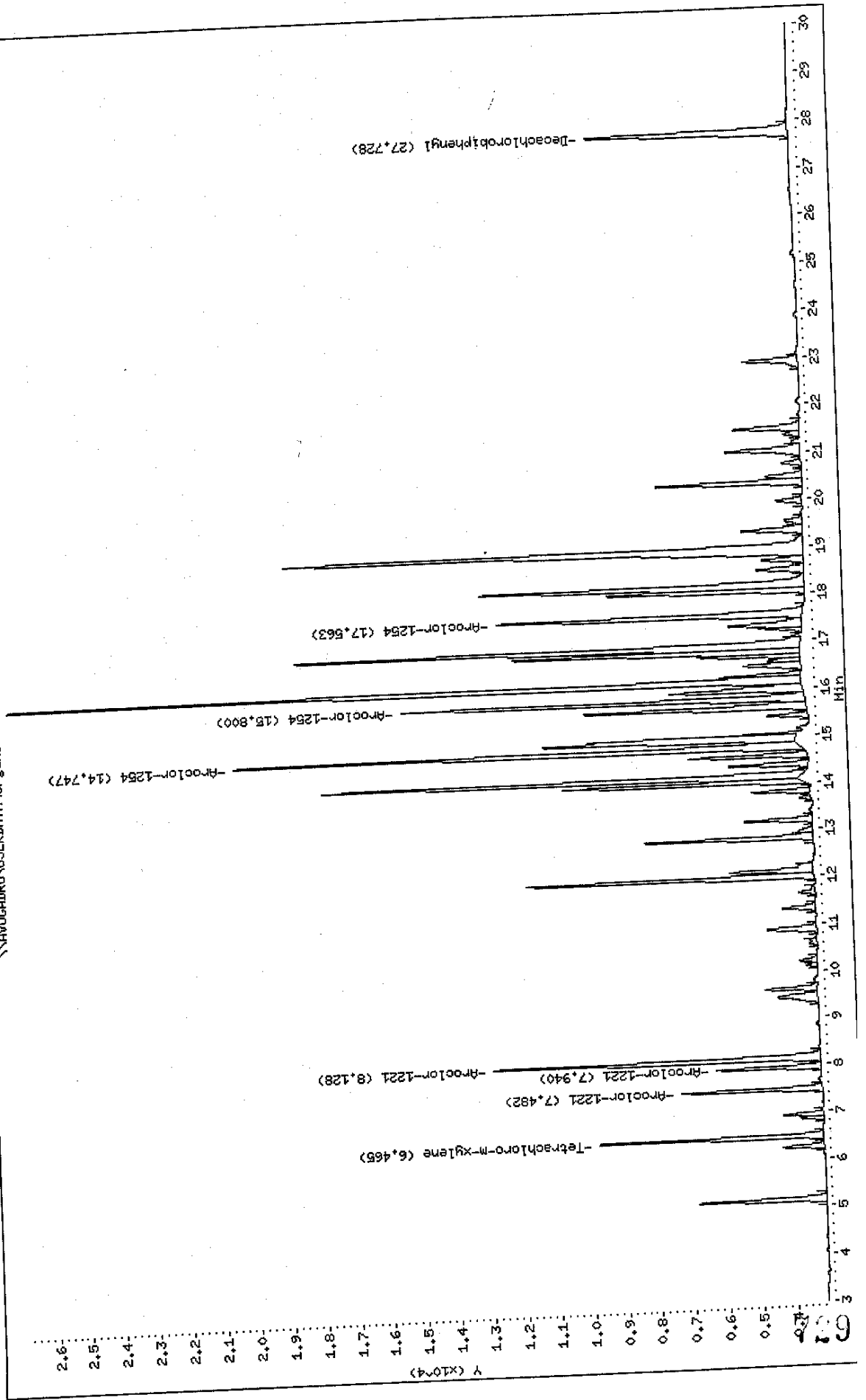
Column phase: Rtx:CLPPest 2

Instrument: E2.i

Operator: GHJ

Column diameter: 0.53

\\AVOCADRO\USERDATA\Organic\svoa\E2.i\020510F.B\E2D0397F.D



Data File: \\AVOCARD\ROUSER\DATA\Organic\svoa\E2.i\020510R.B\E2D0397R.D

Date: 10-MAY-2002 16:32

Client ID: AR2154RL3

Sample Info: AR2154RL3,AR2154RL3,,ar2154.sub

Volume Injected (ul): 1.0

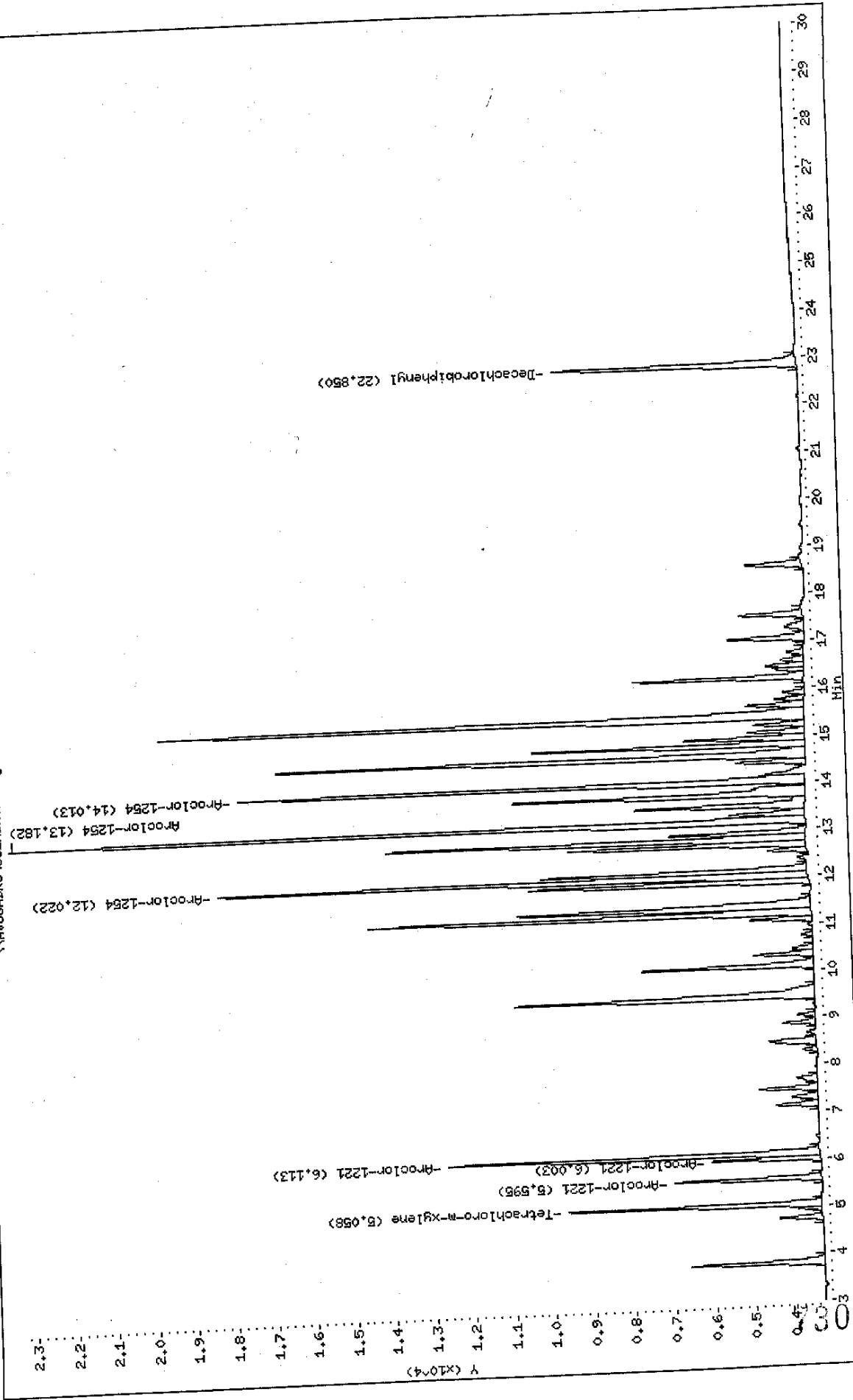
Column phase: RtxCLPPest

Instrument: E2.i

Operator: GHL

Column diameter: 0.53

\\AVOCARD\ROUSER\DATA\Organic\svoa\E2.i\020510R.B\E2D0397R.D



Data File: E2D0397F.D
 Report Date: 13-May-2002 10:35

Mitkem Corporation

Sample #1 : \\AVOGADRO\USERDATA\Organic\svoa\E2.i\020510F.B\E2D0397F.D
 Sample #2 : \\AVOGADRO\USERDATA\Organic\svoa\E2.i\020510R.B\E2D0397R.D
 Inj Date : 10-MAY-2002 16:32
 Sample Info: AR2154RL3,AR2154RL3,,ar2154.sub
 Misc Info : 1,3,,1
 Cal Date : 13-MAY-2002 07:39
 Operator : GML
 Inst ID : E2.i
 Dil Factor : 1.000000
 Method #1 : \\AVOGADRO\USERDATA\Organic\svoa\E2.i\020510F.B\E2_PCB_F.m
 Method #2 : \\AVOGADRO\USERDATA\Organic\svoa\E2.i\020510R.B\E2_PCB_R.m
 Sub List #1 : ar2154.sub
 Sub List #2 : ar2154.sub
 Col #1 Phase : RtxCLPPest 2
 Col #2 Phase : RtxCLPPest

Concentration Formula: Amt * DF * Uf * Vt / (Vo * Vi)

Name	Value	Description
DF	1.000	Dilution Factor
Uf	1.000	Correction factor
Vt	10000.000	Volume of final extract (uL)
Vo	1000.000	Volume of sample extracted (ml)
Vi	1.000	Volume injected (uL)

Compound	RT#1	RT#2	Resp#1	Resp#2	Conc#1 (ug/L)	Conc#2 (ug/L)	Target Range	Ratio
Tetrachloro-m-xylene	6.465	5.058	6654	6332	0.021	0.020	80.00- 120.00	100.00 (a)
Aroclor-1221	7.482	5.595	4156	3664	0.99	0.96	49.71- 89.71	74.06 (a)
	7.940	6.003	3078	2727	0.96	0.97	189.26- 229.26	233.66 (a)
	8.128	6.113	9711	9312	0.94	0.93		
Average of Peak Amounts =					0.96	0.95		
Aroclor-1254	14.747	12.022	16921	14795	0.94	0.94	80.00- 120.00	100.00 (a)
	15.800	13.182	12031	19990	1.0	0.99	58.68- 98.68	71.10 (a)
	17.563	14.013	9135	14252	0.97	1.00	36.48- 76.48	53.99 (a)
Average of Peak Amounts =					0.97	0.98		
Decachlorobiphenyl	27.728	22.850	6012	6126	0.018	0.018		100.00 (a)

Handwritten initials and date: JR 5/13/02

Data File: E2D0397F.D
Report Date: 13-May-2002 10:35

QC Flag Legend

a - Target compound detected but, quantitated amount
Below Limit Of Quantitation(BLOQ).

Data File: \\AVOGADRO\USERDATA\Organic\svoa\E2.i\020510F.B\E2I0398F.D

Date: 10-MAY-2002 17:05

Client ID: AR2154RL4

Sample Info: AR2154RL4.AR2154RL4,,ar2154.sub

Volume Injected (ul): 1.0

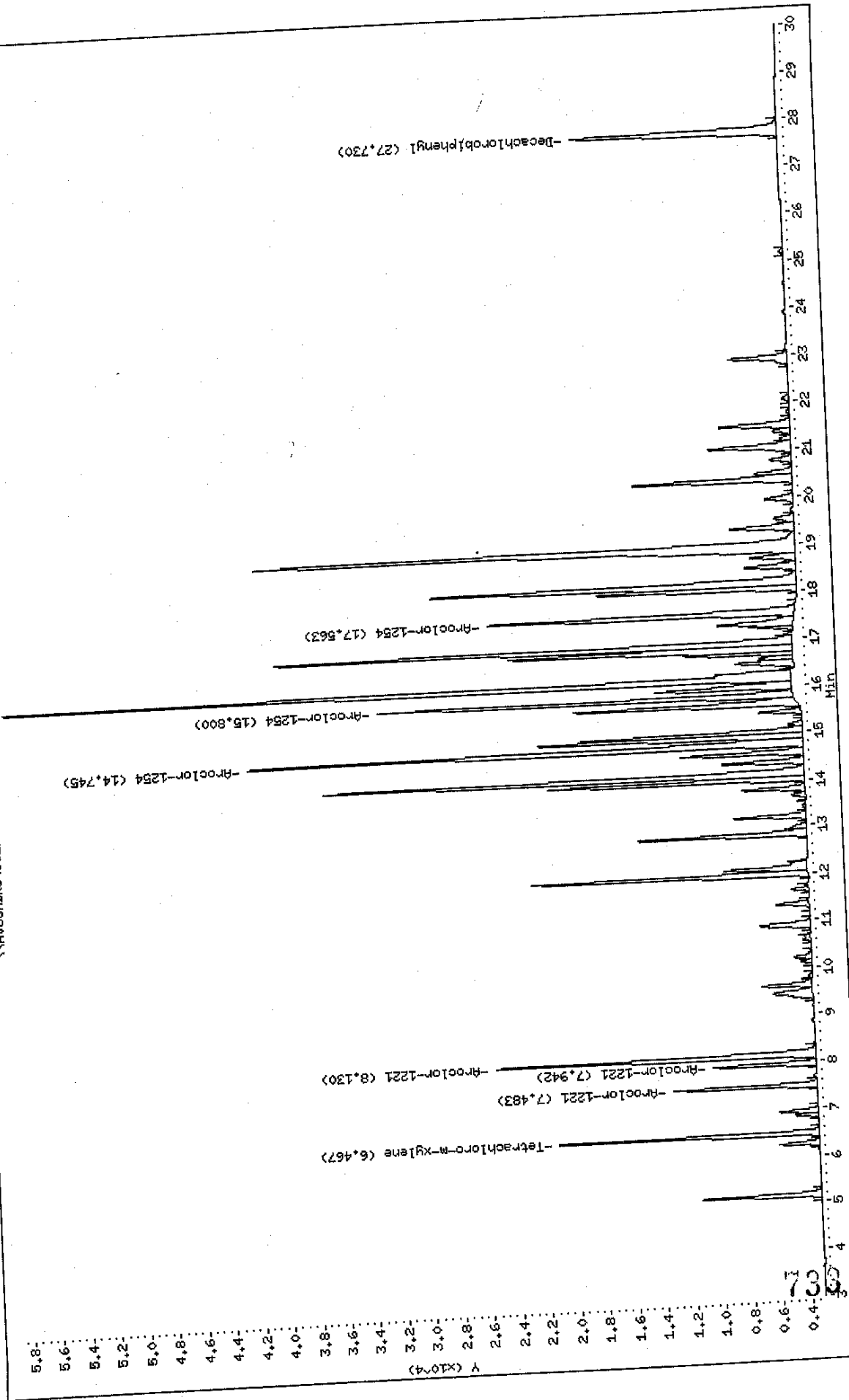
Column phase: RtxCLPPest 2

Instrument: E2.i

Operator: GHL

Column diameter: 0.53

\\AVOGADRO\USERDATA\Organic\svoa\E2.i\020510F.B\E2I0398F.D



Data File: \\AVOCADRO\USERDATA\Organic\svos\E2.1\020510R.B\E2D0398R.D

Date: 10-MAY-2002 17:05

Client ID: AR2154RL4

Sample Info: AR2154RL4.AR2154RL4,,ar2154.sub

Volume Injected (ul): 1.0

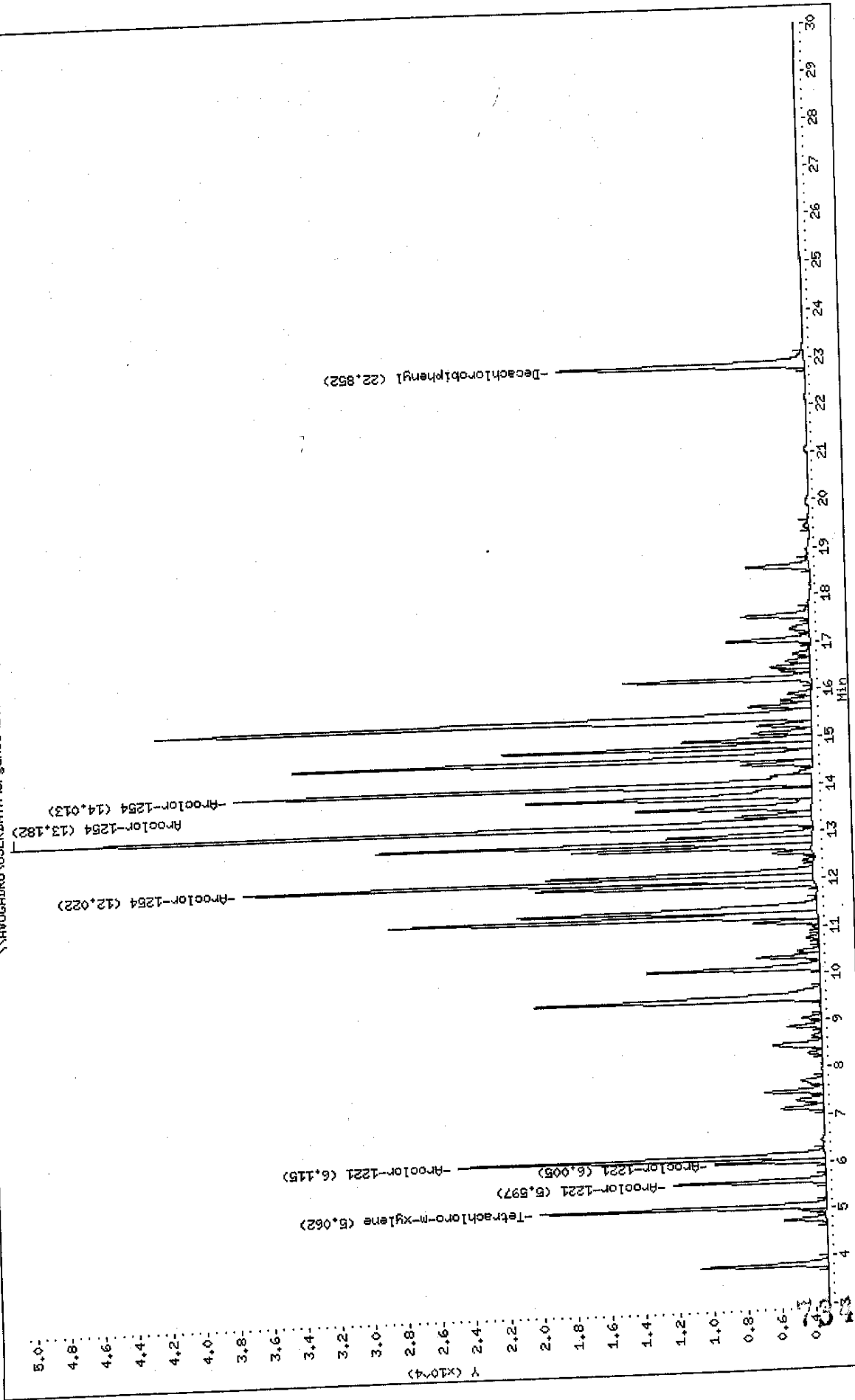
Column phase: RtxCLPPest

Instrument: E2.1

Operator: CHL

Column diameter: 0.53

\\AVOCADRO\USERDATA\Organic\svos\E2.1\020510R.B\E2D0398R.D



Data File: E2D0398F.D
 Report Date: 13-May-2002 10:35

Mitkem Corporation

Sample #1 : \\AVOGADRO\USERDATA\Organic\svoa\E2.i\020510F.B\E2D0398F.D
 Sample #2 : \\AVOGADRO\USERDATA\Organic\svoa\E2.i\020510R.B\E2D0398R.D
 Inj Date : 10-MAY-2002 17:05
 Sample Info: AR2154RL4,AR2154RL4,,ar2154.sub
 Misc Info : 1,4,,1
 Cal Date : 13-MAY-2002 07:39
 Operator : GML
 Inst ID : E2.i
 Dil Factor : 1.000000

Method #1 : \\AVOGADRO\USERDATA\Organic\svoa\E2.i\020510F.B\E2_PCB_F.m
 Method #2 : \\AVOGADRO\USERDATA\Organic\svoa\E2.i\020510R.B\E2_PCB_R.m
 Sub List #1 : ar2154.sub
 Sub List #2 : ar2154.sub
 Col #1 Phase : RtxCLPPest 2
 Col #2 Phase : RtxCLPPest

Concentration Formula: $Amt * DF * Uf * Vt / (Vo * Vi)$

Name	Value	Description
DF	1.000	Dilution Factor
Uf	1.000	Correction factor
Vt	10000.000	Volume of final extract (uL)
Vo	1000.000	Volume of sample extracted (ml)
Vi	1.000	Volume injected (uL)

Compound	RT#1	RT#2	Resp#1	Resp#2	Conc#1 (ug/L)	Conc#2 (ug/L)	Target Range	Ratio
Tetrachloro-m-xylene	6.467	5.062	17987	16836	0.054	0.052		100.00 (a)
Aroclor-1221	7.483	5.597	10007	8973	2.4	2.4	80.00- 120.00	100.00
	7.942	6.005	7177	6439	2.3	2.3	49.71- 89.71	71.72
	8.130	6.115	22119	21589	2.2	2.2	189.26- 229.26	221.04
	Average of Peak Amounts =				2.3	2.3		
Aroclor-1254	14.745	12.022	38663	33660	2.2	2.2	80.00- 120.00	100.00
	15.800	13.182	28855	47310	2.5	2.4	58.68- 98.68	74.63
	17.563	14.013	21302	34221	2.3	2.4	36.48- 76.48	55.10
	Average of Peak Amounts =				2.3	2.3		
Decachlorobiphenyl	27.730	22.852	14334	14577	0.045	0.044		100.00 (a)

5/13/02

Data File: E2D0398F.D
Report Date: 13-May-2002 10:35

QC Flag Legend

a - Target compound detected but, quantitated amount
Below Limit Of Quantitation(BLOQ).

Data File: \\AV06ADU01\USERDATA\Organic\svoa\E2.i\020510F.B\AE2D0399F.D

Date: 10-MAY-2002 17:38

Client ID: AR2154RL5

Sample Info: AR2154RL5,AR2154RL5,,ar2154.sub

Volume Injected (ul): 1.0

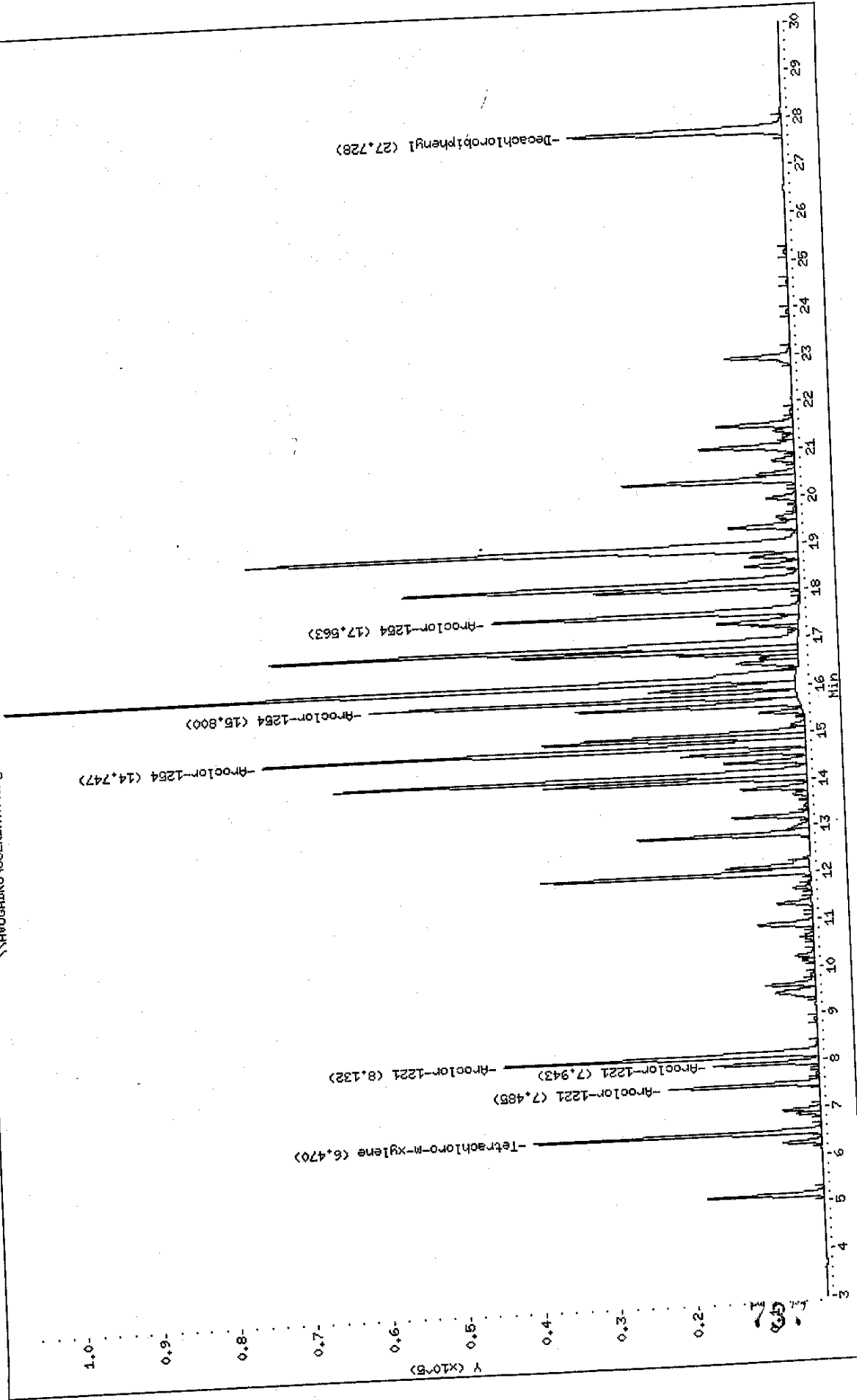
Column phase: RtxCLPest 2

Instrument: E2.1

Operator: GHL

Column diameter: 0.53

\\AV06ADU01\USERDATA\Organic\svoa\E2.i\020510F.B\AE2D0399F.D



Data File: \\AVOCADRO\USERDATA\Organic\svoa\E2.1\020510R.B\E2D0399R.D

Date: 10-MAY-2002 17:38

Client ID: AR2154RL5

Sample Info: AR2154RL5,AR2154RL5,,ar2154,sub

Volume Injected (ul): 1.0

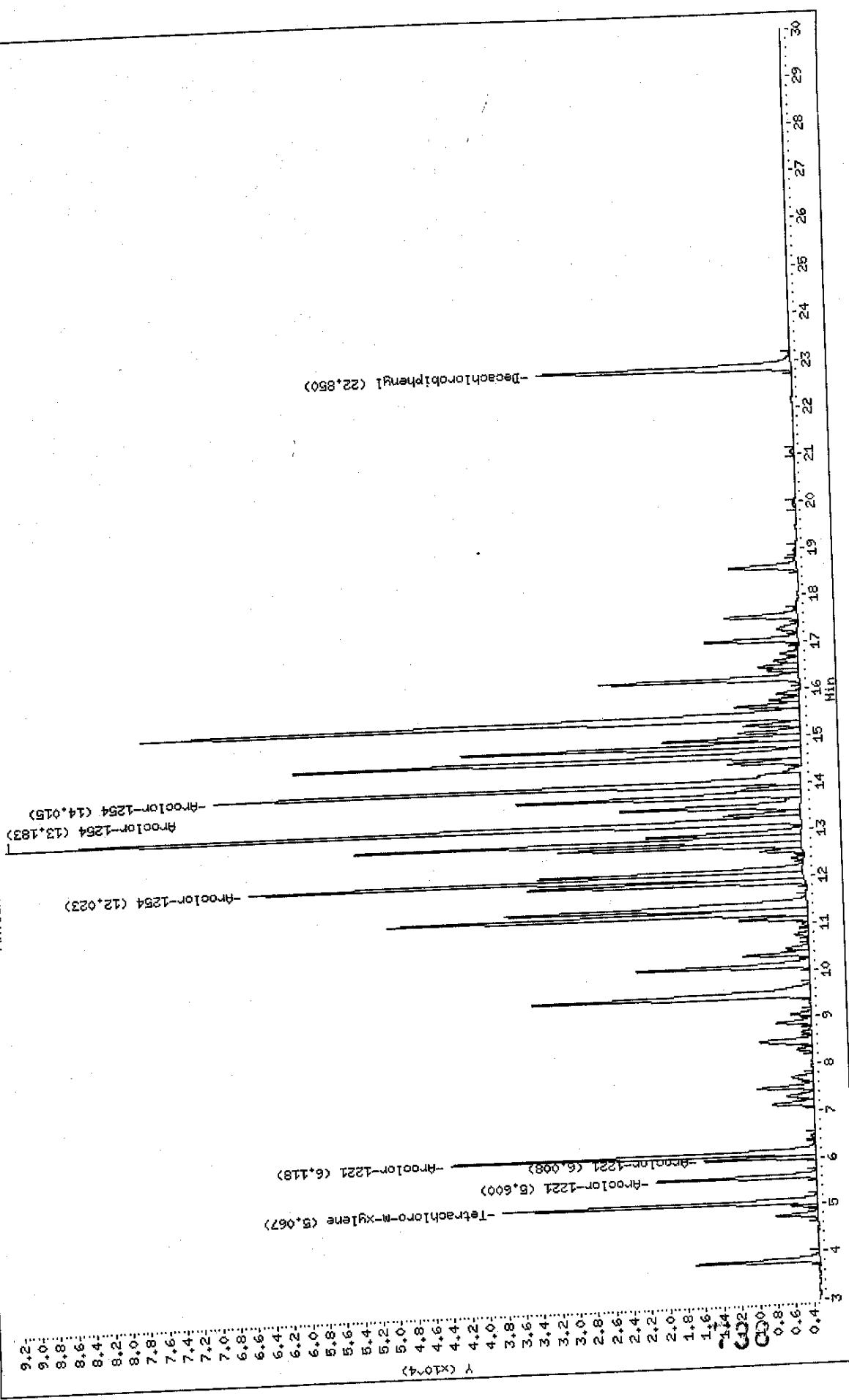
Column phase: RtxCLPFest

Instrument: E2.1

Operator: GHL

Column diameter: 0.53

\\AVOCADRO\USERDATA\Organic\svoa\E2.1\020510R.B\E2D0399R.D



Data File: E2D0399F.D
 Report Date: 13-May-2002 10:35

Mitkem Corporation

Sample #1 : \\AVOGADRO\USERDATA\Organic\svoa\E2.i\020510F.B\E2D0399F.D
 Sample #2 : \\AVOGADRO\USERDATA\Organic\svoa\E2.i\020510R.B\E2D0399R.D
 Inj Date : 10-MAY-2002 17:38
 Sample Info: AR2154RL5,AR2154RL5,,ar2154.sub
 Misc Info : 1,5,,1
 Cal Date : 13-MAY-2002 07:39
 Operator : GML
 Inst ID : E2.i
 Dil Factor : 1.000000

Method #1 : \\AVOGADRO\USERDATA\Organic\svoa\E2.i\020510F.B\E2_PCB_F.m
 Method #2 : \\AVOGADRO\USERDATA\Organic\svoa\E2.i\020510R.B\E2_PCB_R.m
 Sub List #1 : ar2154.sub
 Sub List #2 : ar2154.sub
 Col #1 Phase : RtxCLPPest 2
 Col #2 Phase : RtxCLPPest

Concentration Formula: $Amt * DF * Uf * Vt / (Vo * Vi)$

Name	Value	Description
DF	1.000	Dilution Factor
Uf	1.000	Correction factor
Vt	10000.000	Volume of final extract (uL)
Vo	1000.000	Volume of sample extracted (ml)
Vi	1.000	Volume injected (uL)

Compound	RT		Resp		Conc#1	Conc#2	Target Range	Ratio
	RT#1	RT#2	Resp#1	Resp#2	(ug/L)	(ug/L)		
Tetrachloro-m-xylene	6.470	5.067	37703	35065	0.11	0.11	80.00- 120.00	100.00 (a)
Aroclor-1221	7.485	5.600	19642	17781	4.8	4.8	49.71- 89.71	69.71
	7.943	6.008	13692	12376	4.5	4.6	189.26- 229.26	209.26
	8.132	6.118	41102	40625	4.3	4.3		
Average of Peak Amounts =					4.5	4.6		
Aroclor-1254	14.747	12.023	71223	61970	4.2	4.2	80.00- 120.00	100.00
	15.800	13.183	56037	88733	4.8	4.6	58.68- 98.68	78.68
	17.563	14.015	40228	65623	4.5	4.7	36.48- 76.48	56.48
	Average of Peak Amounts =					4.5	4.5	
Decachlorobiphenyl	27.728	22.850	27922	28315	0.090	0.089		100.00 (a)

JK 5/13/02

Data File: E2D0399F.D
Report Date: 13-May-2002 10:35

QC Flag Legend

a - Target compound detected but, quantitated amount
Below Limit Of Quantitation(BLOQ).

Data File: \\AVOGADRO\USERDATA\Organic\svoa\E2.i\020510F.BNEZD0400F.D

Date: 10-May-2002 18:11

Client ID: AR1242RL1

Sample Info: AR1242RL1,AR1242RL1,,ar1242.sub

Volume Injected (ul): 1.0

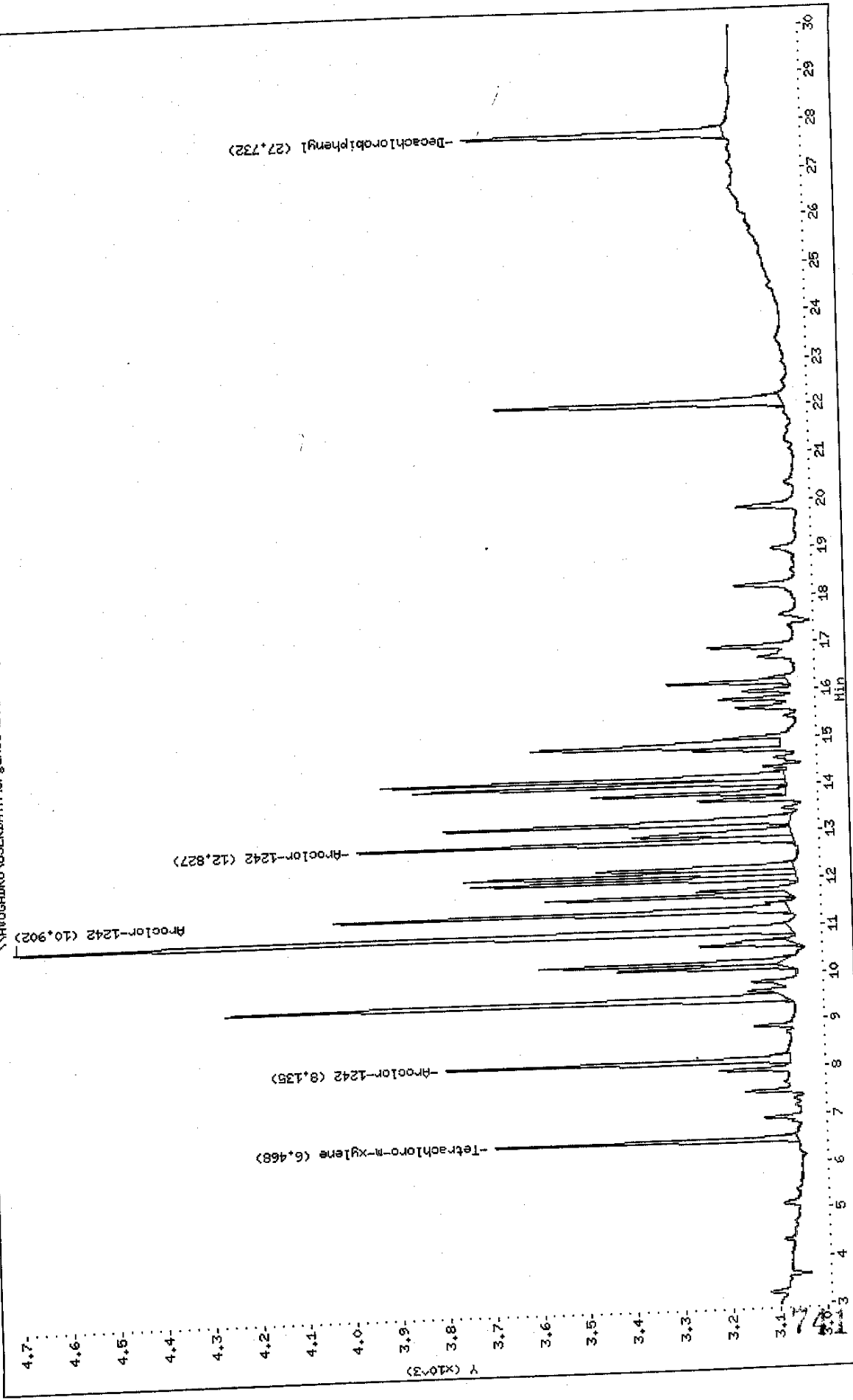
Column phase: RtxCLPest 2

Instrument: E2.i

Operator: CHL

Column diameter: 0.53

\\AVOGADRO\USERDATA\Organic\svoa\E2.i\020510F.BNEZD0400F.D



Data File: \\AVOCADRO\USERDATA\Organic\svoa\E2.i\020510R.PNEZD0400R.D

Date : 10-MAY-2002 18:11

Client ID: AR1242RL1

Sample Info: AR1242RL1,AR1242RL1,,ar1242.sub

Volume Injected (ul.): 1.0

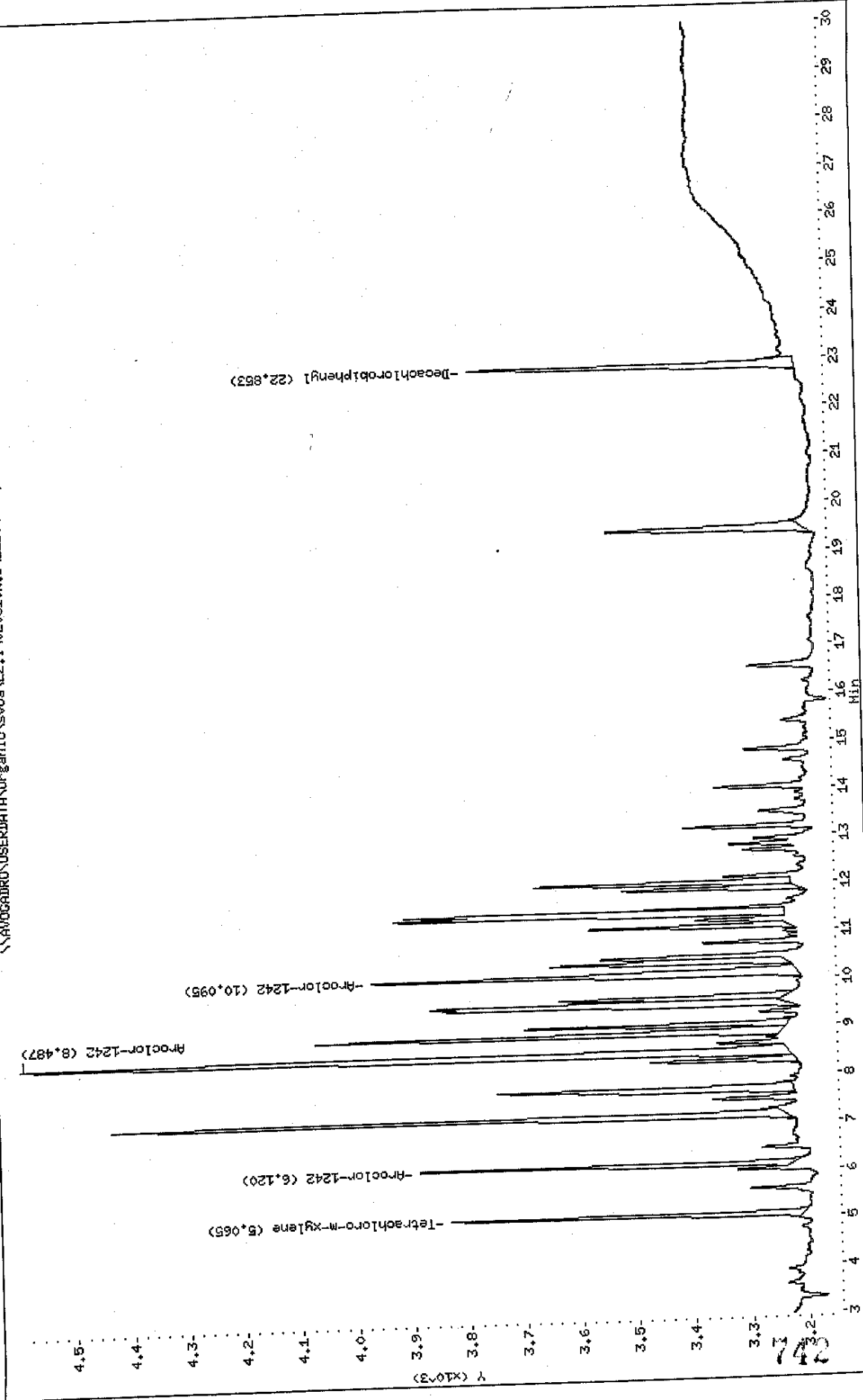
Column phase: RtxCLPPest

Instrument: E2.i

Operator: GHL

Column diameter: 0.53

\\AVOCADRO\USERDATA\Organic\svoa\E2.i\020510R.PNEZD0400R.D



Data File: E2D0400F.D
 Report Date: 13-May-2002 10:36

Mitkem Corporation

Sample #1 : \\AVOGADRO\USERDATA\Organic\svoa\E2.i\020510F.B\E2D0400F.D
 Sample #2 : \\AVOGADRO\USERDATA\Organic\svoa\E2.i\020510R.B\E2D0400R.D
 Inj Date : 10-MAY-2002 18:11
 Sample Info: AR1242RL1, AR1242RL1, , ar1242.sub
 Misc Info : 1,1,,1
 Cal Date : 13-MAY-2002 07:39
 Operator : GML
 Inst ID : E2.i
 Dil Factor : 1.000000

Method #1 : \\AVOGADRO\USERDATA\Organic\svoa\E2.i\020510F.B\E2_PCB_F.m
 Method #2 : \\AVOGADRO\USERDATA\Organic\svoa\E2.i\020510R.B\E2_PCB_R.m
 Sub List #1 : ar1242.sub
 Sub List #2 : ar1242.sub
 Col #1 Phase : RtxCLPPest 2
 Col #2 Phase : RtxCLPPest

Concentration Formula: Amt * DF * Uf * Vt / (Vo * Vi)

Name	Value	Description
DF	1.000	Dilution Factor
Uf	1.000	Correction factor
Vt	10000.000	Volume of final extract (uL)
Vo	1000.000	Volume of sample extracted (ml)
Vi	1.000	Volume injected (uL)

Compound	RT#1	RT#2	Resp#1	Resp#2	Conc#1 (ug/L)	Conc#2 (ug/L)	Target Range	Ratio
Tetrachloro-m-xylene	6.468	5.065	641	626	0.0019	0.0019		100.00(a)
Aroclor-1242	8.135	6.120	728	663	0.10	0.10	80.00- 120.00	100.00(a)
	10.902	8.487	1649	1364	0.10	0.10	257.27- 297.27	226.51(a)
	12.827	10.095	926	760	0.10	0.10	112.33- 152.33	127.20(a)
Average of Peak Amounts =					0.10	0.10		
Decachlorobiphenyl	27.732	22.853	556	581	0.0019	0.0020		100.00(a)

QC Flag Legend

a - Target compound detected but, quantitated amount
 Below Limit of Quantitation(BLOQ).

27C 5/10/02

Data File: \\AVOCARDRO\USERDATA\Organic\svoa\E2.1\020510F.B\NE2D0401F.D

Date : 10-MAY-2002 18:44

Client ID: AR1242RL2

Sample Info: AR1242RL2,AR1242RL2,,ar1242.sub

Volume Injected (ul): 1.0

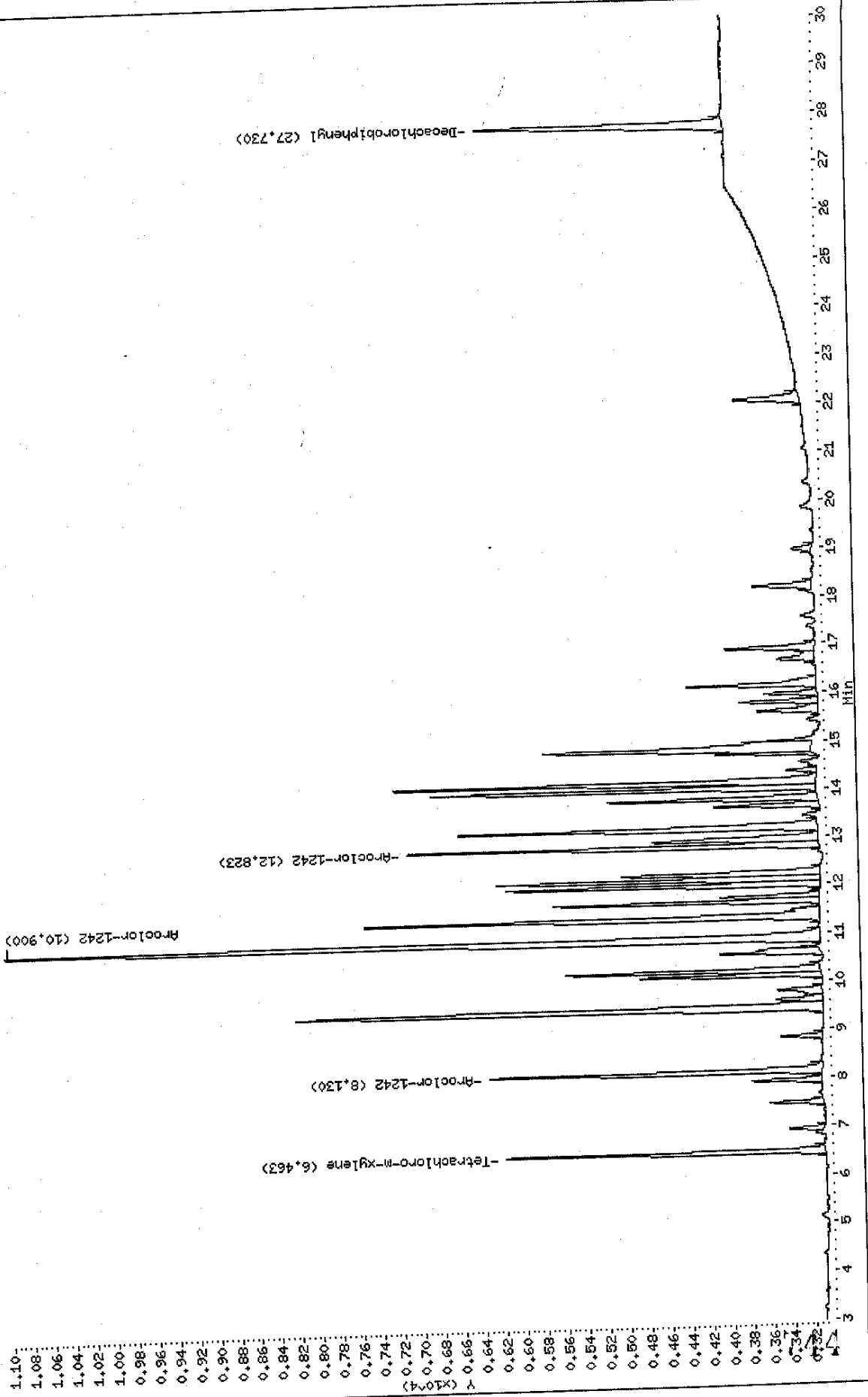
Column phase: Rtx:CLPpest 2

Instrument: E2.1

Operator: GML

Column diameter: 0.53

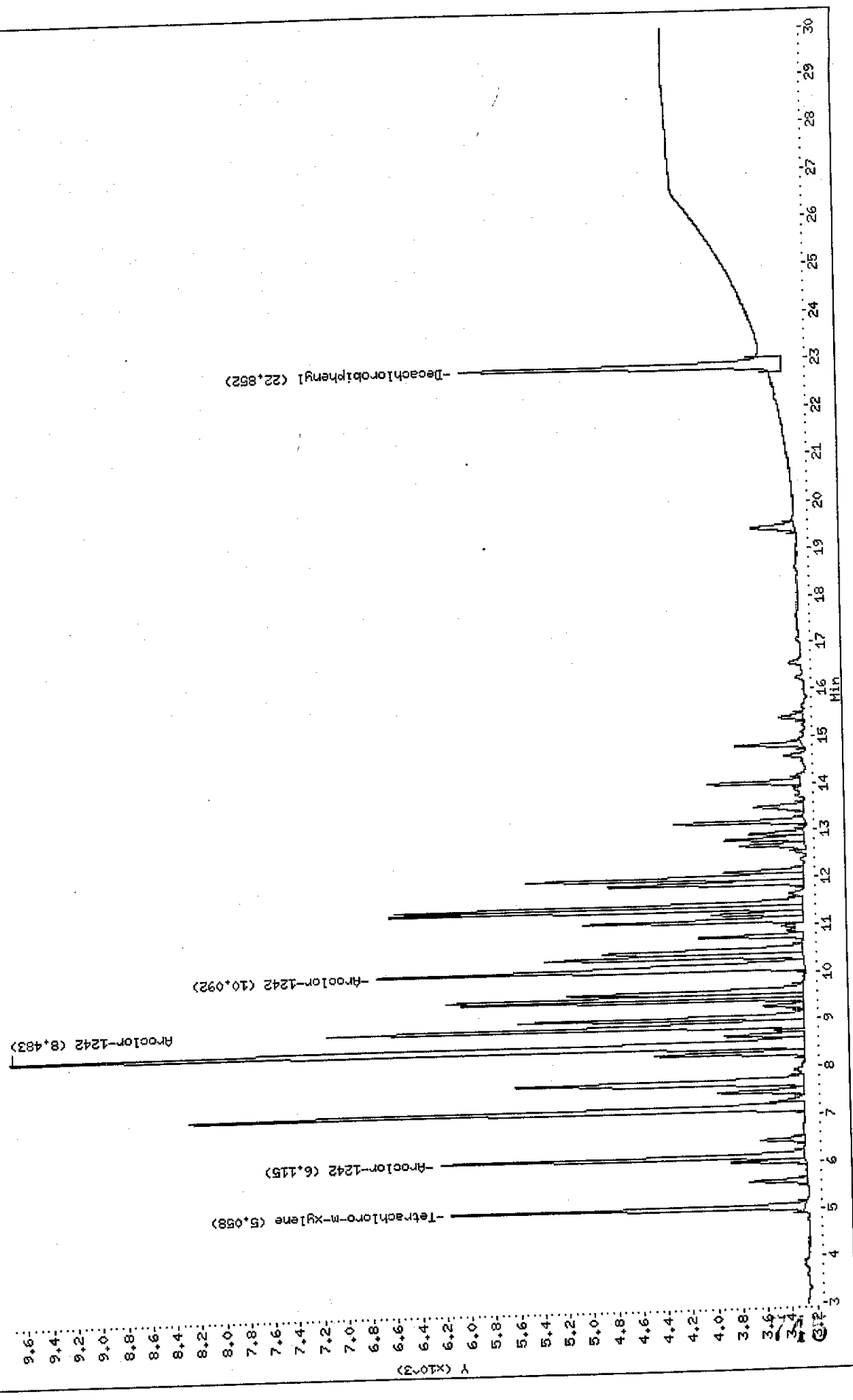
\\AVOCARDRO\USERDATA\Organic\svoa\E2.1\020510F.B\NE2D0401F.D



Data File: \\AVOCADRO\USERDATA\Organic\svoa\E2.1\020510R.F\NEZD0401R.D
 Date: 10-MAY-2002 18:44
 Client ID: AR1242RL2
 Sample Info: AR1242RL2,AR1242RL2,,ar-1242.sub
 Volume Injected (ul): 1.0
 Column phase: Rtx:CLPest

Instrument: E2.1
 Operator: CHL
 Column diameter: 0.53

\\AVOCADRO\USERDATA\Organic\svoa\E2.1\020510R.F\NEZD0401R.D



Data File: E2D0401F.D
 Report Date: 13-May-2002 10:36

Mitkem Corporation

Sample #1 : \\AVOGADRO\USERDATA\Organic\svoa\E2.i\020510F.B\E2D0401F.D
 Sample #2 : \\AVOGADRO\USERDATA\Organic\svoa\E2.i\020510R.B\E2D0401R.D
 Inj Date : 10-MAY-2002 18:44
 Sample Info: AR1242RL2,AR1242RL2,,ar1242.sub
 Misc Info : 1,2,,1
 Cal Date : 13-MAY-2002 07:39
 Operator : GML
 Inst ID : E2.i
 Dil Factor : 1.000000

Method #1 : \\AVOGADRO\USERDATA\Organic\svoa\E2.i\020510F.B\E2_PCB_F.m
 Method #2 : \\AVOGADRO\USERDATA\Organic\svoa\E2.i\020510R.B\E2_PCB_R.m
 Sub List #1 : ar1242.sub
 Sub List #2 : ar1242.sub
 Col #1 Phase : RtxCLPPest 2
 Col #2 Phase : RtxCLPPest

Concentration Formula: $Amt * DF * Uf * Vt / (Vo * Vi)$

Name	Value	Description
DF	1.000	Dilution Factor
Uf	1.000	Correction factor
Vt	10000.000	Volume of final extract (uL)
Vo	1000.000	Volume of sample extracted (ml)
Vi	1.000	Volume injected (uL)

Compound	RT#1	RT#2	Resp#1	Resp#2	Conc#1 (ug/L)	Conc#2 (ug/L)	Target Range	Ratio
Tetrachloro-m-xylene	6.463	5.058	3091	2873	0.0091	0.0090		100.00(a)
Aroclor-1242	8.130	6.115	3223	2941	0.50	0.47	80.00- 120.00	100.00(a)
	10.900	8.483	7922	6450	0.50	0.49	257.27- 297.27	245.80(a)
	12.823	10.092	3998	3475	0.50	0.48	112.33- 152.33	124.05(a)
	Average of Peak Amounts =				0.50	0.48		
Decachlorobiphenyl	27.730	22.852	2410	2615	0.0087	0.0091		100.00(a)

JTX Shida

QC Flag Legend

a - Target compound detected but, quantitated amount Below Limit Of Quantitation(BLOQ).

Data File: \\AVOCADRO\USERDATA\Organic\svoa\E2.i\020510F.BNE2D0402F.D

Date : 10-MAY-2002 19:16

Client ID: AR1242RL3

Sample Info: AR1242RL3,AR1242RL3,,ar1242.sub

Volume Injected (ul): 1.0

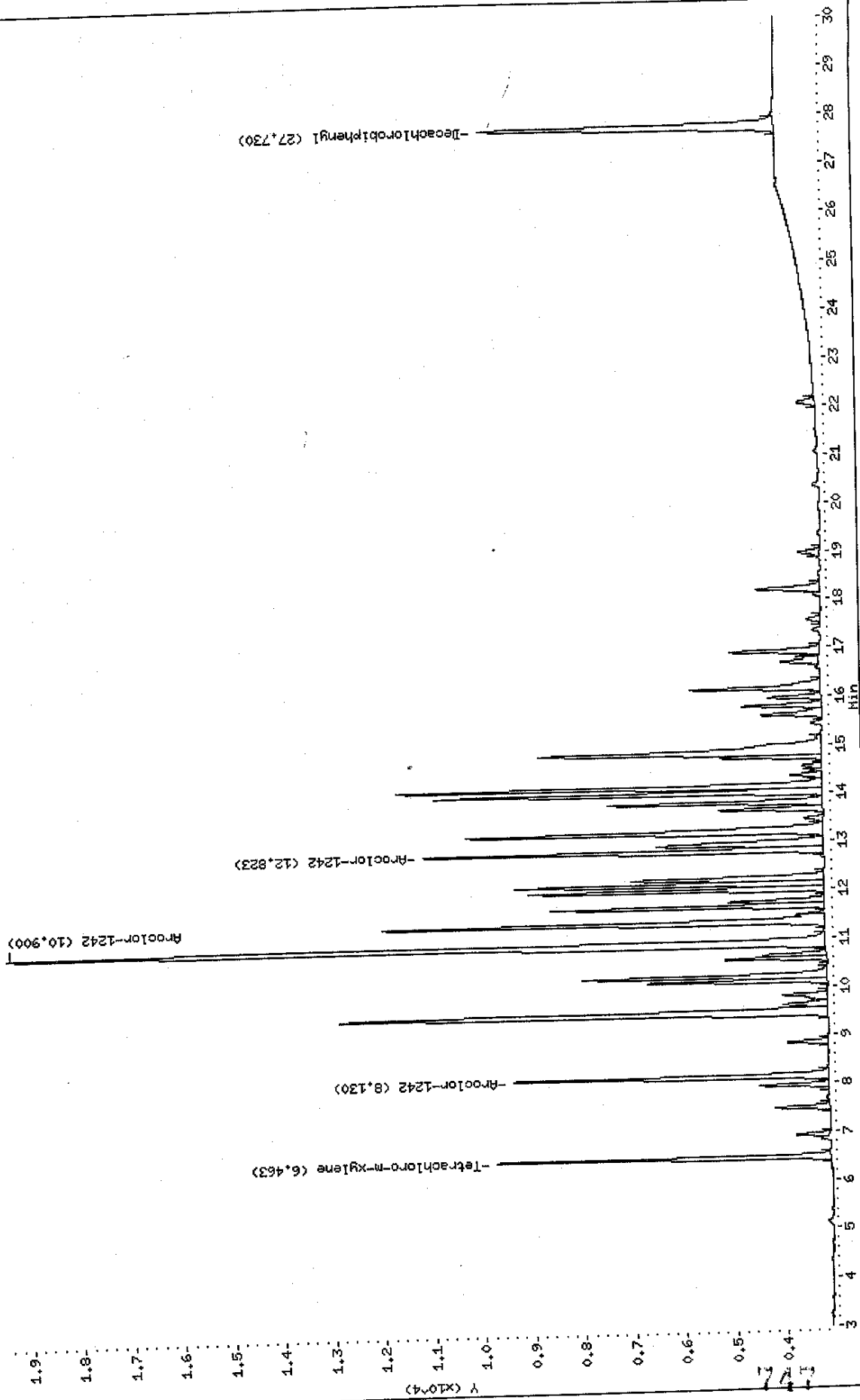
Column phase: Rtx:CLPPest 2

Instrument: E2.i

Operator: GHL

Column diameter: 0.53

\\AVOCADRO\USERDATA\Organic\svoa\E2.i\020510F.BNE2D0402F.D



Data File: \\AVOCARDRO\USERDATA\Organic\svoa\E2.1\020810R.BVEZD0402R.D

Date : 10-MAY-2002 19:16

Client ID: AR1242RL3

Sample Info: AR1242RL3,AR1242RL3,,ar1242.sub

Volume Injected (uL): 1.0

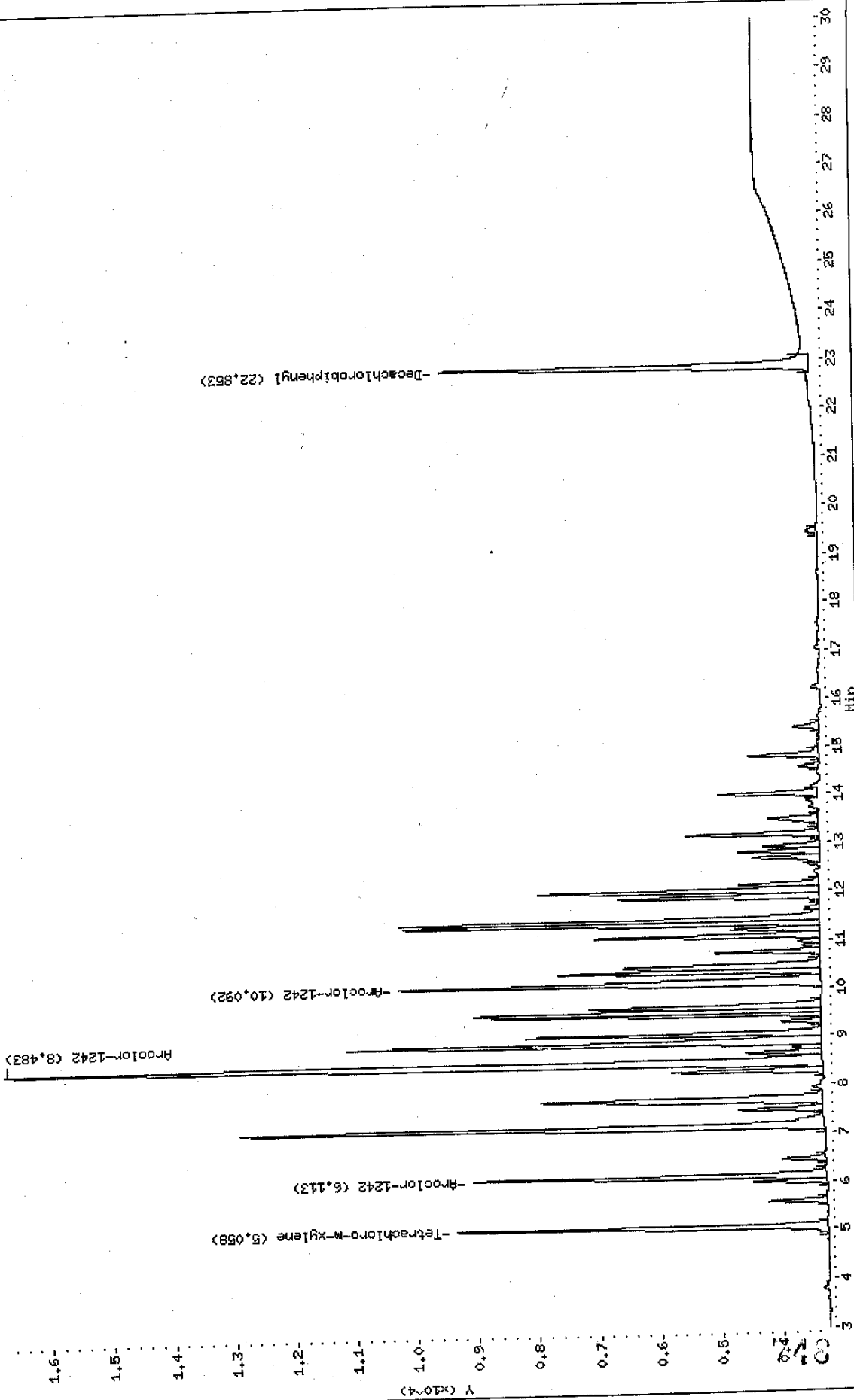
Column phase: RtxCLPest

Instrument: E2.1

Operator: GHL

Column diameter: 0.53

\\AVOCARDRO\USERDATA\Organic\svoa\E2.1\020810R.BVEZD0402R.D



Data File: E2D0402F.D
 Report Date: 13-May-2002 10:36

Mitkem Corporation

Sample #1 : \\AVOGADRO\USERDATA\Organic\svoa\E2.i\020510F.B\E2D0402F.D
 Sample #2 : \\AVOGADRO\USERDATA\Organic\svoa\E2.i\020510R.B\E2D0402R.D
 Inj Date : 10-MAY-2002 19:16
 Sample Info: AR1242RL3,AR1242RL3,,ar1242.sub
 Misc Info : 1,3,,1
 Cal Date : 13-MAY-2002 07:39
 Operator : GML
 Inst ID : E2.i
 Dil Factor : 1.000000

Method #1 : \\AVOGADRO\USERDATA\Organic\svoa\E2.i\020510F.B\E2_PCB_F.m
 Method #2 : \\AVOGADRO\USERDATA\Organic\svoa\E2.i\020510R.B\E2_PCB_R.m
 Sub List #1 : ar1242.sub
 Sub List #2 : ar1242.sub
 Col #1 Phase : RtxCLPPest 2
 Col #2 Phase : RtxCLPPest

Concentration Formula: Amt * DF * Uf * Vt / (Vo * Vi)

Name	Value	Description
DF	1.000	Dilution Factor
Uf	1.000	Correction factor
Vt	10000.000	Volume of final extract (uL)
Vo	1000.000	Volume of sample extracted (ml)
Vi	1.000	Volume injected (uL)

Compound	RT#1	RT#2	Resp#1	Resp#2	Conc#1 (ug/L)	Conc#2 (ug/L)	Target Range	Ratio
Tetrachloro-m-xylene	6.463	5.058	6623	6090	0.020	0.019		100.00 (a)
Aroclor-1242	8.130	6.113	6261	5797	1.00	0.95	80.00- 120.00	100.00
	10.900	8.483	16254	13422	1.0	1.0	257.27- 297.27	259.61
	12.823	10.092	7957	6943	1.0	0.97	112.33- 152.33	127.09
Average of Peak Amounts =					1.0	0.97		
Decachlorobiphenyl	27.730	22.853	5880	6071	0.021	0.021		100.00 (a)

QC Flag Legend

a - Target compound detected but, quantitated amount
 Below Limit Of Quantitation(BLOQ).

Handwritten note: 5/13/02

Data File: \\AVOCADRO\USERDATA\Organic\svoa\NE2.1\020510F.PNE2D0403F.D

Date : 10-MAY-2002 19:49

Client ID: ARI1242RL4

Sample Info: ARI1242RL4,ARI1242RL4,,ar1242.sub

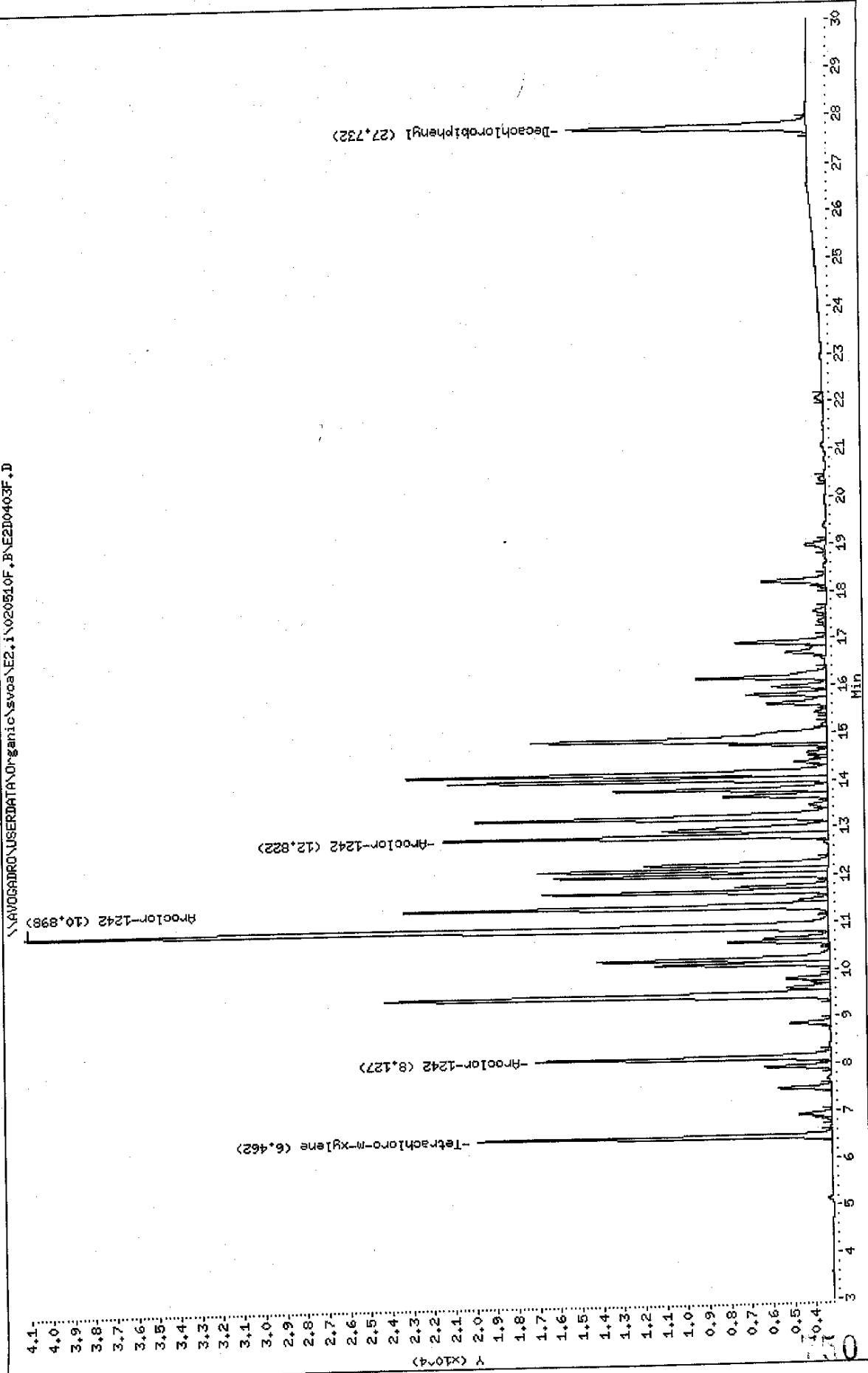
Volume Injected (ul): 1.0

Column phase: Rtx:CLPPest 2

Instrument: E2.i

Operator: GML

Column diameter: 0.53



Data File: \\AVOCADRON\USERDATA\Organic\svoa\E2.i\020510R.F\E2D0403R.D

Date: 10-MAY-2002 19:49

Client ID: AR1242RL4

Sample Info: AR1242RL4.AR1242RL4.ar1242.sub

Volume Injected (ul): 1.0

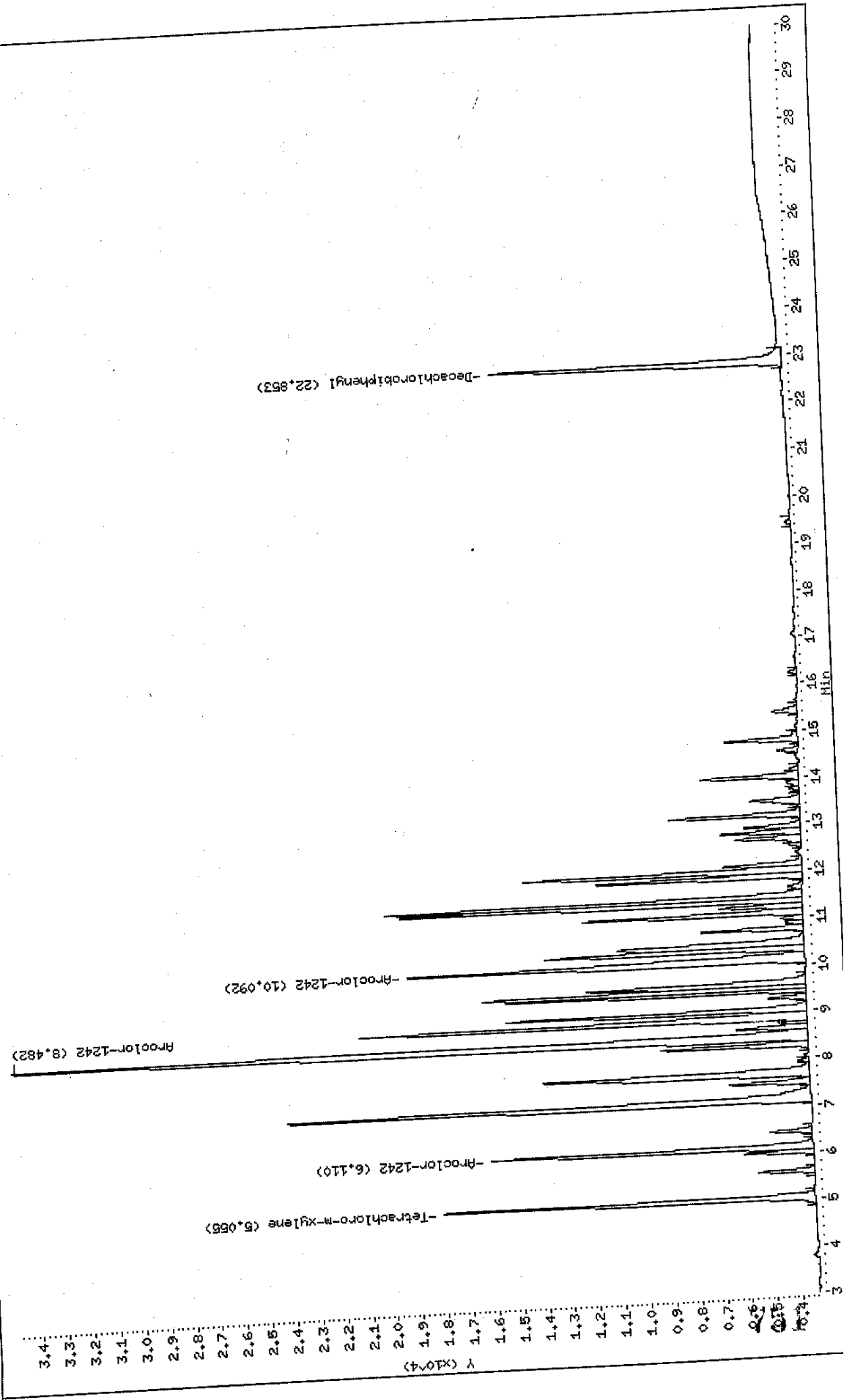
Column phase: RtxCLPPest

Instrument: E2.i

Operator: CHL

Column diameter: 0.53

\\AVOCADRON\USERDATA\Organic\svoa\E2.i\020510R.F\E2D0403R.D



Data File: E2D0403F.D
 Report Date: 13-May-2002 10:36

Mitkem Corporation

Sample #1 : \\AVOGADRO\USERDATA\Organic\svoa\E2.i\020510F.B\E2D0403F.D
 Sample #2 : \\AVOGADRO\USERDATA\Organic\svoa\E2.i\020510R.B\E2D0403R.D
 Inj Date : 10-MAY-2002 19:49
 Sample Info: AR1242RL4,AR1242RL4,,ar1242.sub
 Misc Info : 1,4,,1
 Cal Date : 13-MAY-2002 07:39
 Operator : GML
 Inst ID : E2.i
 Dil Factor : 1.000000

Method #1 : \\AVOGADRO\USERDATA\Organic\svoa\E2.i\020510F.B\E2_PCB_F.m
 Method #2 : \\AVOGADRO\USERDATA\Organic\svoa\E2.i\020510R.B\E2_PCB_R.m
 Sub List #1 : ar1242.sub
 Sub List #2 : ar1242.sub
 Col #1 Phase : RtxCLPPest 2
 Col #2 Phase : RtxCLPPest

Concentration Formula: $Amt * DF * Uf * Vt / (Vo * Vi)$

Name	Value	Description
DF	1.000	Dilution Factor
Uf	1.000	Correction factor
Vt	10000.000	Volume of final extract (uL)
Vo	1000.000	Volume of sample extracted (ml)
Vi	1.000	Volume injected (uL)

Compound	RT#1	RT#2	Resp#1	Resp#2	Conc#1 (ug/L)	Conc#2 (ug/L)	Target Range	Ratio
Tetrachloro-m-xylene	6.462	5.055	16740	14673	0.050	0.047		100.00 (a)
Aroclor-1242	8.127	6.110	13872	12716	2.5	2.2	80.00- 120.00	100.00
	10.898	8.482	37923	31450	2.5	2.4	257.27- 297.27	273.38
	12.822	10.092	18168	15718	2.5	2.3	112.33- 152.33	130.97
Average of Peak Amounts =					2.5	2.3		
Decachlorobiphenyl	27.732	22.853	11257	11576	0.043	0.042		100.00 (a)

QC Flag Legend

a - Target compound detected but, quantitated amount
 Below Limit Of Quantitation(BLOQ).

Handwritten note: 376 5/13/02

Data File: \\AVOCARDR01\USERDATA\Organic\svoa\NE2.i\020510F.B\FE2D0404F.D

Date: 10-MAY-2002 20:22

Client ID: AR1242RL5

Sample Info: AR1242RL5,AR1242RL5,,ar1242.sub

Volume Injected (ul): 1.0


Column phase: Rt:CLPest 2

Instrument: E2.1

Operator: CHL

Column diameter: 0.53

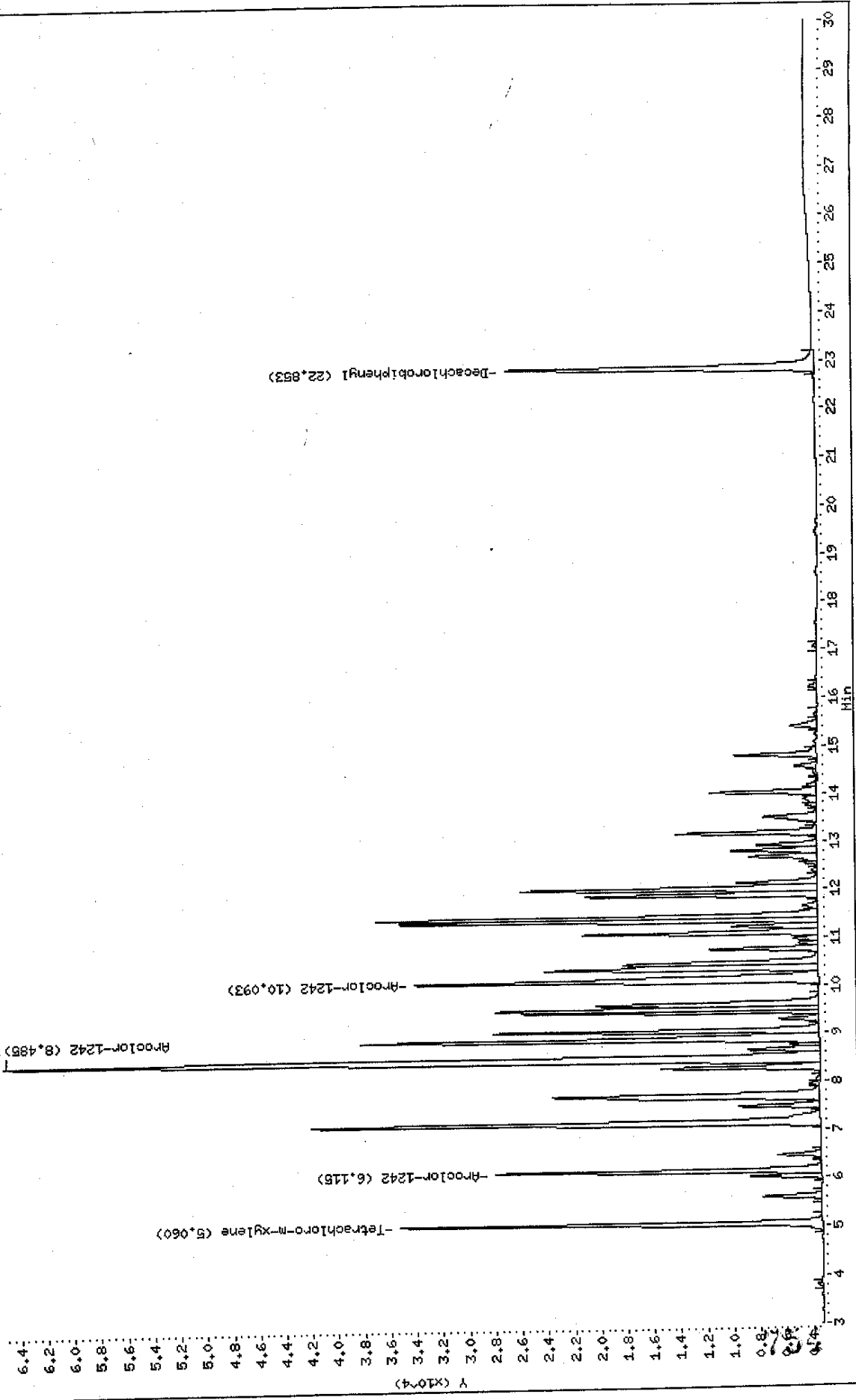
\\AVOCARDR01\USERDATA\Organic\svoa\NE2.i\020510F.B\FE2D0404F.D



Data File: \\NAVOCADRO\USERDATA\Organic\svos\E2,i\020510R,BNE2D0404R.D
 Date : 10-MAY-2002 20:22
 Client ID: AR1242RL5
 Sample Info: AR1242RL5,AR1242RL5,,ar1242.sub
 Volume Injected (uL): 1.0
 Column phase: Rt:CLPPest

Instrument: E2.i
 Operator: CHL
 Column diameter: 0.53

\\NAVOCADRO\USERDATA\Organic\svos\E2,i\020510R,BNE2D0404R.D



Data File: E2D0404F.D
 Report Date: 13-May-2002 10:36

Mitkem Corporation

Sample #1 : \\AVOGADRO\USERDATA\Organic\svoa\E2.i\020510F.B\E2D0404F.D
 Sample #2 : \\AVOGADRO\USERDATA\Organic\svoa\E2.i\020510R.B\E2D0404R.D
 Inj Date : 10-MAY-2002 20:22
 Sample Info: AR1242RL5,AR1242RL5,,ar1242.sub
 Misc Info : 1,5,,1
 Cal Date : 13-MAY-2002 07:39
 Operator : GML
 Inst ID : E2.i
 Dil Factor : 1.000000

Method #1 : \\AVOGADRO\USERDATA\Organic\svoa\E2.i\020510F.B\E2_PCB_F.m
 Method #2 : \\AVOGADRO\USERDATA\Organic\svoa\E2.i\020510R.B\E2_PCB_R.m
 Sub List #1 : ar1242.sub
 Sub List #2 : ar1242.sub
 Col #1 Phase : RtxCLPPest 2
 Col #2 Phase : RtxCLPPest

Concentration Formula: $Amt * DF * Uf * Vt / (Vo * Vi)$

Name	Value	Description
DF	1.000	Dilution Factor
Uf	1.000	Correction factor
Vt	10000.000	Volume of final extract (uL)
Vo	1000.000	Volume of sample extracted (ml)
Vi	1.000	Volume injected (uL)

Compound	RT#1	RT#2	Resp#1	Resp#2	Conc#1 (ug/L)	Conc#2 (ug/L)	Target Range	Ratio
Tetrachloro-m-xylene	6.465	5.060	35612	31984	0.11	0.10		100.00
Aroclor-1242	8.130	6.115	26345	24652	5.0	4.4	80.00- 120.00	100.00
	10.902	8.485	73048	61840	5.0	4.8	257.27- 297.27	277.27
	12.823	10.093	34863	30668	5.0	4.5	112.33- 152.33	132.33
	Average of Peak Amounts =				5.0	4.6		
Decachlorobiphenyl	27.730	22.853	22700	23377	0.090	0.088		100.00

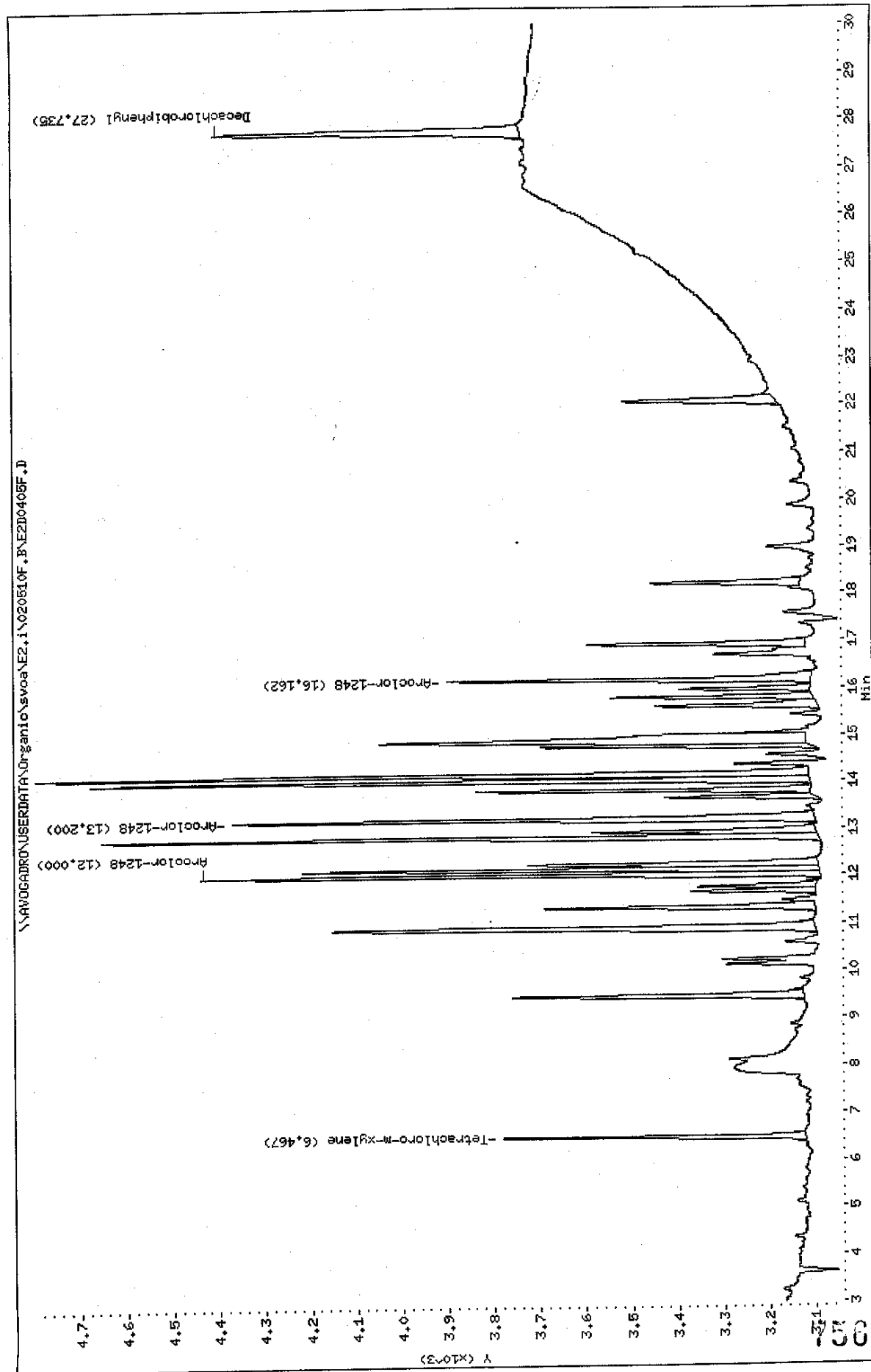
5/13/02

Data File: \\AVOGADRO\USERDATA\Organic\svoc\E2.i\020510F.B\E2ID0405F.D
Date: 10-MAY-2002 20:55
Client ID: AR1248RL1
Sample Info: AR1248RL1,AR1248RL1,ar1248.sub
Volume Injected (uL): 1.0
Column phase: RtxCLPPest 2

Instrument: E2.i

Operator: GHL

Column diameter: 0.53



Data File: \\AV0004DR0N\USERDATA\Organic\svoa\E2.i\020510R.F\E2D0405R.D

Date : 10-MAY-2002 20:55

Client ID: AR1248RL1

Sample Info: AR1248RL1,AR1248RL1,,ar1248.sub

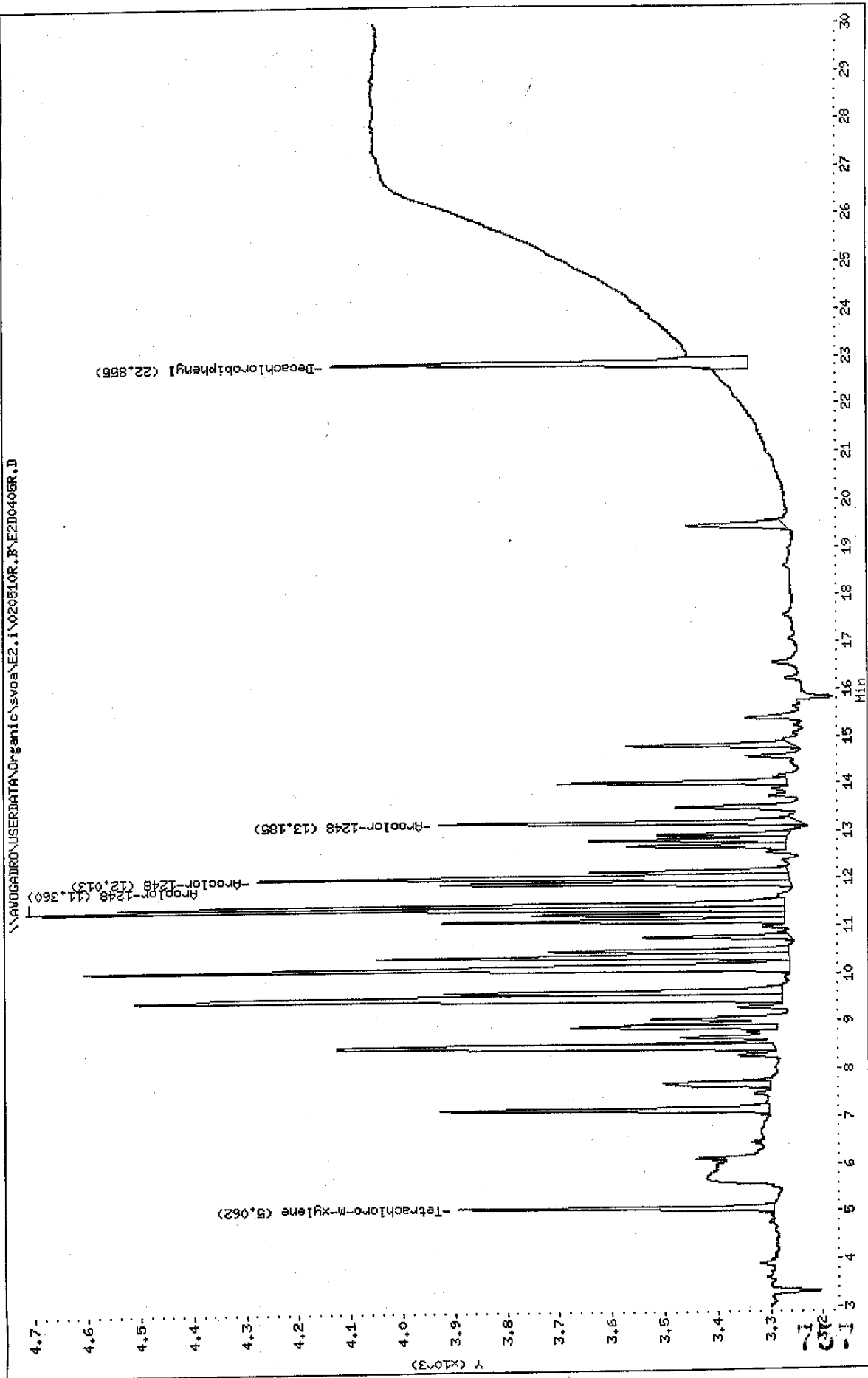
Volume Injected (uL): 1.0

Column phase: RtxCLPPest

Instrument: E2.i

Operator: GHL

Column diameter: 0.53



Data File: E2D0405F.D
 Report Date: 13-May-2002 10:36

Mitkem Corporation

Sample #1 : \\AVOGADRO\USERDATA\Organic\svoa\E2.i\020510F.B\E2D0405F.D
 Sample #2 : \\AVOGADRO\USERDATA\Organic\svoa\E2.i\020510R.B\E2D0405R.D
 Inj Date : 10-MAY-2002 20:55
 Sample Info: AR1248RL1,AR1248RL1,,ar1248.sub
 Misc Info : 1,1,,1
 Cal Date : 13-MAY-2002 07:40
 Operator : GML
 Inst ID : E2.i
 Dil Factor : 1.000000

Method #1 : \\AVOGADRO\USERDATA\Organic\svoa\E2.i\020510F.B\E2_PCB_F.m
 Method #2 : \\AVOGADRO\USERDATA\Organic\svoa\E2.i\020510R.B\E2_PCB_R.m
 Sub List #1 : ar1248.sub
 Sub List #2 : ar1248.sub
 Col #1 Phase : RtxCLPPest 2
 Col #2 Phase : RtxCLPPest

Concentration Formula: $Amt * DF * Uf * Vt / (Vo * Vi)$

Name	Value	Description
DF	1.000	Dilution Factor
Uf	1.000	Correction factor
Vt	10000.000	Volume of final extract (uL)
Vo	1000.000	Volume of sample extracted (ml)
Vi	1.000	Volume injected (uL)

Compound	RT#1	RT#2	Resp#1	Resp#2	Conc#1 (ug/L)	Conc#2 (ug/L)	Target Range	Ratio
Tetrachloro-m-xylene	6.467	5.062	658	600	0.0020	0.0020		100.00(a)
Aroclor-1248	12.000	11.360	1351	1442	0.10	0.10	80.00- 120.00	100.00(a)
	13.200	12.013	1271	1015	0.10	0.10	102.37- 142.37	94.08(a)
	16.162	13.185	793	688	0.10	0.10	62.16- 102.16	58.70(a)
	Average of Peak Amounts =				0.10	0.10		
Decachlorobiphenyl	27.735	22.855	671	796	0.0025	0.0028		100.00(a)

ML 5/13/02

QC Flag Legend

a - Target compound detected but, quantitated amount
 Below Limit Of Quantitation(BLOQ).

Data File: \\AVOGADRO\USERDATA\Organic\svos\E2.i\020510F.B\E2ID0406F.D

Date: 10-MAY-2002 21:28

Client ID: AR1248RL2

Sample Info: AR1248RL2,AR1248RL2,,ar1248.sub

Volume Injected (ul): 1.0


Column phase: RtxCLPpest 2

Instrument: E2.i

Operator: GHL

Column diameter: 0.53

\\AVOGADRO\USERDATA\Organic\svos\E2.i\020510F.B\E2ID0406F.D




Data File: \\AVOCADRO\USERDATA\Organic\svoa\NE2.I\020510R.F\E2D0406R.D
 Date: 10-MAY-2002 21:28
 Client ID: AR1248RL2
 Sample Info: AR1248RL2.AR1248RL2,,ar1248.sub
 Volume Injected (ul): 1.0
 Column phase: RtxCLPPest

Instrument: E2.i

Operator: CHL

Column diameter: 0.53

\\AVOCADRO\USERDATA\Organic\svoa\NE2.I\020510R.F\E2D0406R.D



Data File: E2D0406F.D
 Report Date: 13-May-2002 10:36

Mitkem Corporation

Sample #1 : \\AVOGADRO\USERDATA\Organic\svoa\E2.i\020510F.B\E2D0406F.D
 Sample #2 : \\AVOGADRO\USERDATA\Organic\svoa\E2.i\020510R.B\E2D0406R.D
 Inj Date : 10-MAY-2002 21:28
 Sample Info: AR1248RL2,AR1248RL2,,ar1248.sub
 Misc Info : 1,2,,1
 Cal Date : 13-MAY-2002 07:40
 Operator : GML
 Inst ID : E2.i
 Dil Factor : 1.000000

Method #1 : \\AVOGADRO\USERDATA\Organic\svoa\E2.i\020510F.B\E2_PCB_F.m
 Method #2 : \\AVOGADRO\USERDATA\Organic\svoa\E2.i\020510R.B\E2_PCB_R.m
 Sub List #1 : ar1248.sub
 Sub List #2 : ar1248.sub
 Col #1 Phase : RtxCLPPest 2
 Col #2 Phase : RtxCLPPest

Concentration Formula: Amt * DF * Uf * Vt / (Vo * Vi)

Name	Value	Description
DF	1.000	Dilution Factor
Uf	1.000	Correction factor
Vt	10000.000	Volume of final extract (uL)
Vo	1000.000	Volume of sample extracted (ml)
Vi	1.000	Volume injected (uL)

Compound	RT#1	RT#2	Resp#1	Resp#2	Conc#1 (ug/L)	Conc#2 (ug/L)	Target Range	Ratio
Tetrachloro-m-xylene	6.472	5.068	3615	3348	0.010	0.011		100.00 (a)
Aroclor-1248	11.998	11.362	5956	7011	0.47	0.49	80.00- 120.00	100.00 (a)
	13.200	12.013	6241	4942	0.50	0.49	102.37- 142.37	104.79 (a)
	16.162	13.185	3970	3398	0.50	0.50	62.16- 102.16	66.66 (a)
	Average of Peak Amounts =				0.49	0.49		
Decachlorobiphenyl	27.732	22.853	3221	3374	0.011	0.011		100.00 (a)

378
5/13/02

QC Flag Legend

a - Target compound detected but, quantitated amount
 Below Limit Of Quantitation (BLOQ).

Data File: \\AVOGADRON\USERDATA\Organic\svca\E2.i\020510F.B\E2ID0407F.D

Date: 10-MAY-2002 22:01

Client ID: AR1248RL3

Sample Info: AR1248RL3,AR1248RL3,ar1248.sub

Volume Injected (uL): 1.0

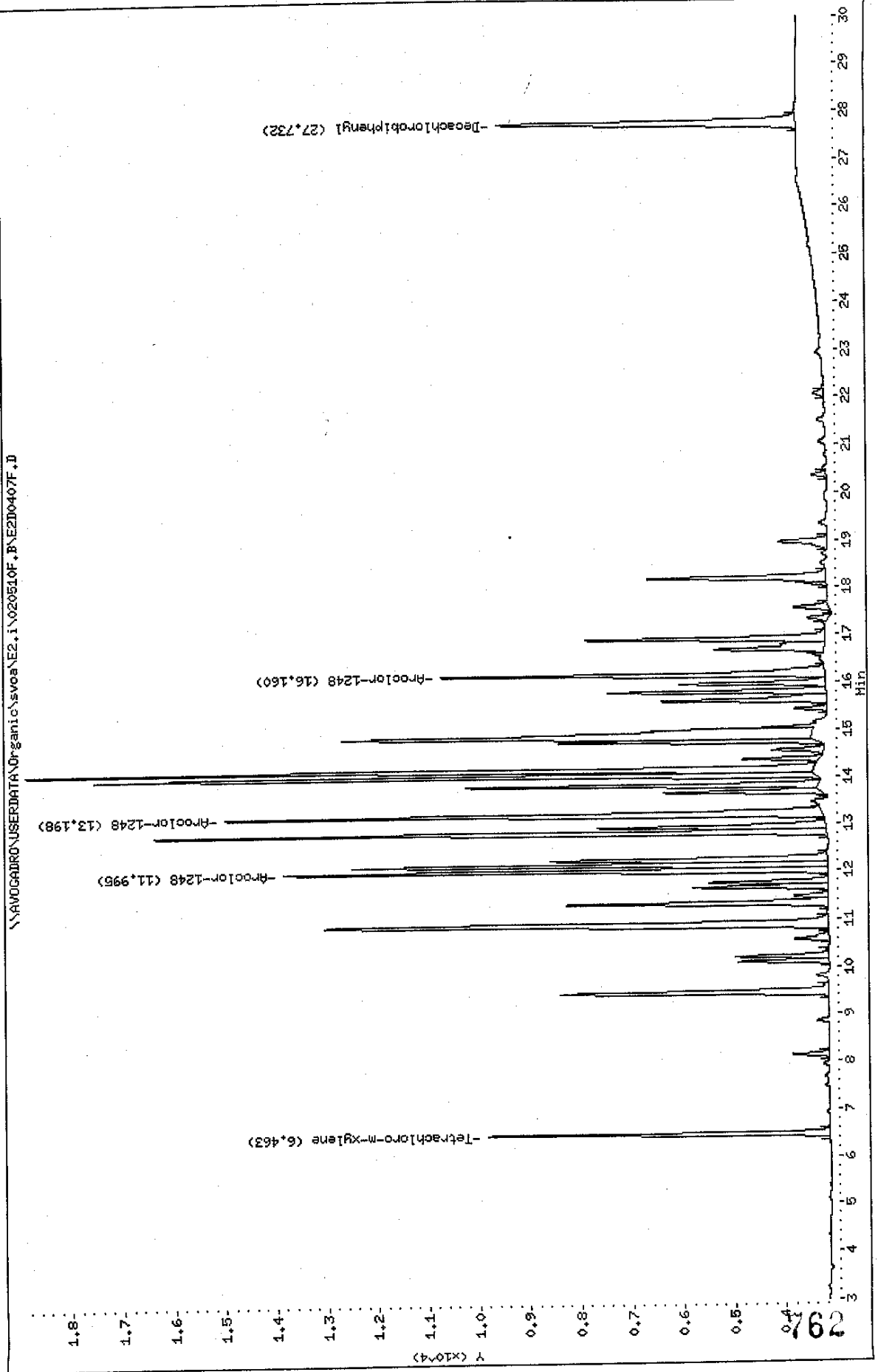
Column phase: RtxCLPPest 2

Instrument: E2.i

Operator: GHL

Column diameter: 0.53

\\AVOGADRON\USERDATA\Organic\svca\E2.i\020510F.B\E2ID0407F.D



Data File: \\AVOCADRO\USERDATA\Organic\svoa\E2.1\020510R.B\E2D0407R.D

Date: 10-MAY-2002 22:01

Client ID: AR1248RL3

Sample Info: AR1248RL3.AR1248RL3,,ar1248.sub


Volume Injected (ul): 1.0

Column phase: RtxCLPPest

Instrument: E2.1

Operator: GML

Column diameter: 0.53



Data File: E2D0407F.D
 Report Date: 13-May-2002 10:36

Mitkem Corporation

Sample #1 : \\AVOGADRO\USERDATA\Organic\svoa\E2.i\020510F.B\E2D0407F.D
 Sample #2 : \\AVOGADRO\USERDATA\Organic\svoa\E2.i\020510R.B\E2D0407R.D
 Inj Date : 10-MAY-2002 22:01
 Sample Info: AR1248RL3,AR1248RL3,,ar1248.sub
 Misc Info : 1,3,,1
 Cal Date : 13-MAY-2002 07:40
 Operator : GML
 Inst ID : E2.i
 Dil Factor : 1.000000

Method #1 : \\AVOGADRO\USERDATA\Organic\svoa\E2.i\020510F.B\E2_PCB_F.m
 Method #2 : \\AVOGADRO\USERDATA\Organic\svoa\E2.i\020510R.B\E2_PCB_R.m
 Sub List #1 : ar1248.sub
 Sub List #2 : ar1248.sub
 Col #1 Phase : RtxCLPPest 2
 Col #2 Phase : RtxCLPPest

Concentration Formula: Amt * DF * UF * Vt / (Vo * Vi)

Name	Value	Description
DF	1.000	Dilution Factor
UF	1.000	Correction factor
Vt	10000.000	Volume of final extract (uL)
Vo	1000.000	Volume of sample extracted (ml)
Vi	1.000	Volume injected (uL)

Compound	RT#1	RT#2	Resp#1	Resp#2	Conc#1 (ug/L)	Conc#2 (ug/L)	Target Range	Ratio
Tetrachloro-m-xylene	6.463	5.058	6702	5872	0.020	0.019		100.00 (a)
Aroclor-1248	11.995	11.357	10716	13222	0.89	0.95	80.00- 120.00	100.00 (a)
	13.198	12.010	11754	9345	0.95	0.95	102.37- 142.37	109.69 (a)
	16.160	13.183	7535	6438	0.96	0.96	62.16- 102.16	70.32 (a)
	Average of Peak Amounts =				0.93	0.95		
Decachlorobiphenyl	27.732	22.853	5863	6248	0.021	0.021		100.00 (a)

QC Flag Legend

a - Target compound detected but, quantitated amount
 Below Limit Of Quantitation(BLOQ).

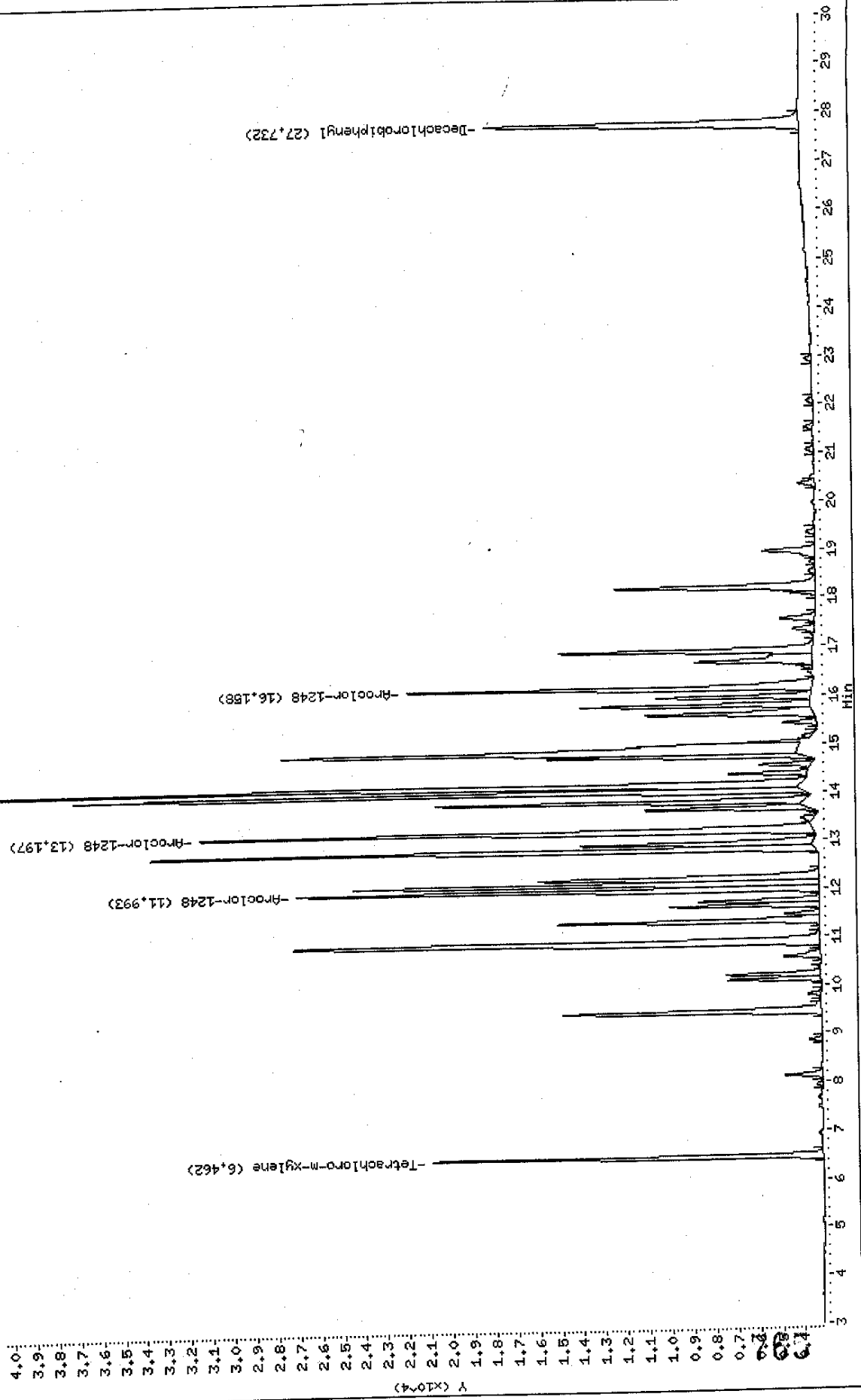
Data File: \\AVOCARD\USERDATA\Organic\svoa\E2.1\020510F.BNE2D0408F.D
 Date: 10-MAY-2002 22:34
 Client ID: AR1248RL4
 Sample Info: AR1248RL4.AR1248RL4.ar1248.sub
 Volume Injected (uL): 1.0
 Column phase: RtxCLPPest 2

Instrument: E2.1

Operator: GH

Column diameter: 0.53

\\AVOCARD\USERDATA\Organic\svoa\E2.1\020510F.BNE2D0408F.D




Data File: \\NAVOGADRON\USERDATA\Organic\svoa\E2.i\020510R.B\E2D0408R.D
 Date: 10-MAY-2002 22:34
 Client ID: AR1248RL4
 Sample Info: AR1248RL4,AR1248RL4,,ar1248.sub
 Volume Injected (uL): 1.0
 Column phase: Rt:CLPPest

Instrument: E2.i

Operator: CHL

Column diameter: 0.53

\\NAVOGADRON\USERDATA\Organic\svoa\E2.i\020510R.B\E2D0408R.D



Data File: E2D0408F.D
 Report Date: 13-May-2002 10:37

Mitkem Corporation

Sample #1 : \\AVOGADRO\USERDATA\Organic\svoa\E2.i\020510F.B\E2D0408F.D
 Sample #2 : \\AVOGADRO\USERDATA\Organic\svoa\E2.i\020510R.B\E2D0408R.D
 Inj Date : 10-MAY-2002 22:34
 Sample Info: AR1248RL4,AR1248RL4,,ar1248.sub
 Misc Info : 1,4,,1
 Cal Date : 13-MAY-2002 07:40
 Operator : GML
 Inst ID : E2.i
 Dil Factor : 1.000000

Method #1 : \\AVOGADRO\USERDATA\Organic\svoa\E2.i\020510F.B\E2_PCB_F.m
 Method #2 : \\AVOGADRO\USERDATA\Organic\svoa\E2.i\020510R.B\E2_PCB_R.m
 Sub List #1 : ar1248.sub
 Sub List #2 : ar1248.sub
 Col #1 Phase : RtxCLPPest 2
 Col #2 Phase : RtxCLPPest

Concentration Formula: Amt * DF * Uf * Vt / (Vo * Vi)

Name	Value	Description
DF	1.000	Dilution Factor
Uf	1.000	Correction factor
Vt	10000.000	Volume of final extract (uL)
Vo	1000.000	Volume of sample extracted (ml)
Vi	1.000	Volume injected (uL)

Compound	RT#1	RT#2	Resp#1	Resp#2	Conc#1 (ug/L)	Conc#2 (ug/L)	Target Range	Ratio
Tetrachloro-m-xylene	6.462	5.058	17781	15381	0.051	0.049		100.00
Aroclor-1248	11.993	11.355	23811	30619	2.1	2.3	80.00- 120.00	100.00
	13.197	12.007	27990	22372	2.3	2.3	102.37- 142.37	117.55
	16.158	13.182	18452	15893	2.4	2.4	62.16- 102.16	77.49
	Average of Peak Amounts =				2.3	2.3		
Decachlorobiphenyl	27.732	22.853	14305	14810	0.049	0.047		100.00(a)

MS 5/15/02

QC Flag Legend

a - Target compound detected but, quantitated amount
 Below Limit Of Quantitation(BLOQ).

Data File: \\AVOCARDRO\USERDATA\Organic\svoa\E2.i\020510F.B\NE2D0409F.D

Date: 10-MAY-2002 23:07

Client ID: AR1248RL5

Sample Info: AR1248RL5,AR1248RL5,,ar1248.sub

Volume Injected (uL): 1.0

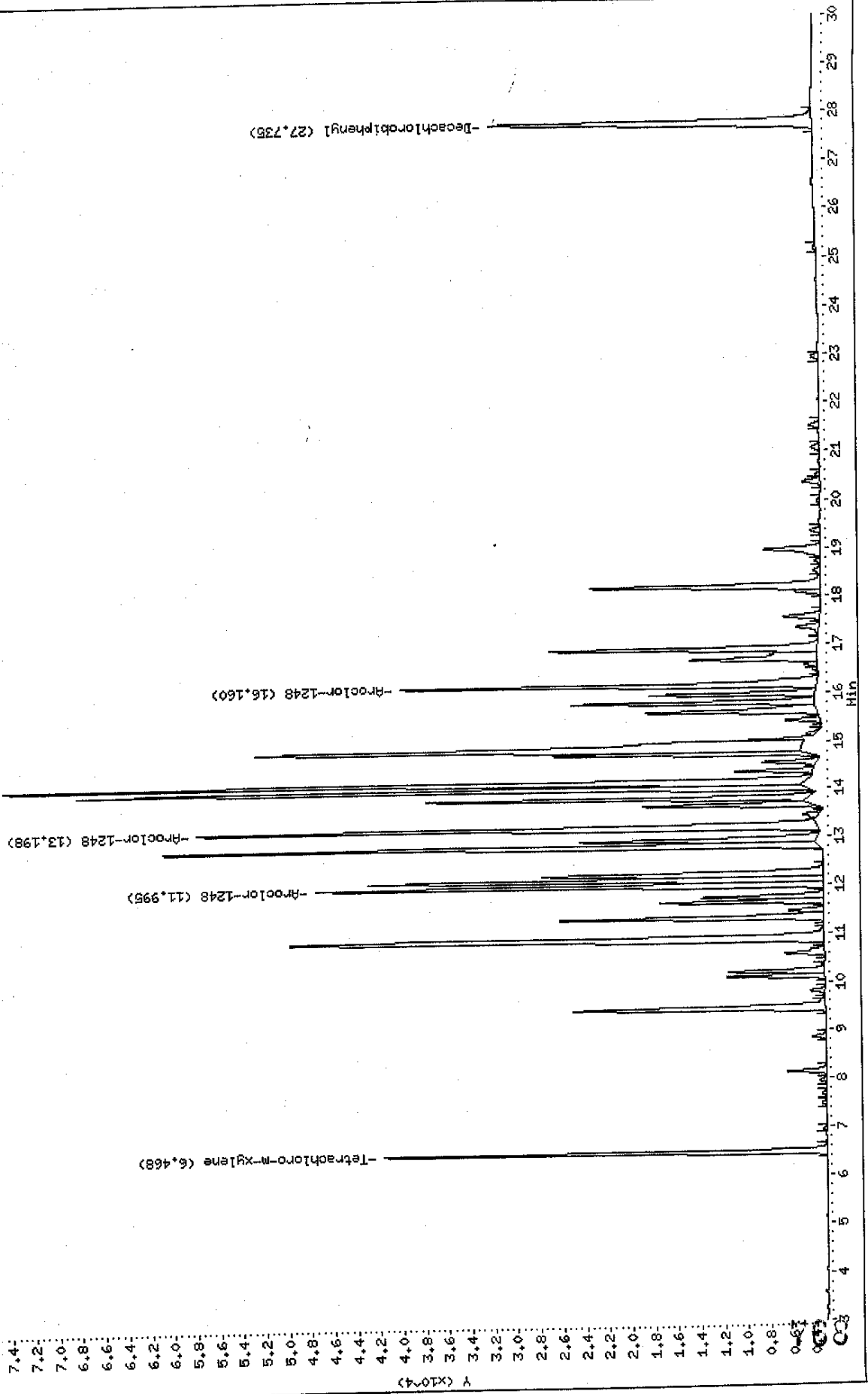
Column phase: RtxCLPPest 2

Instrument: E2.i

Operator: GHL

Column diameter: 0.53

\\AVOCARDRO\USERDATA\Organic\svoa\E2.i\020510F.B\NE2D0409F.D




Data File: \\NAVOGADRON\USERDATA\Organic\svoc\NE2.i\020510R.F\E2D0409R.D
Date: 10-MAY-2002 23:07
Client ID: AR1248RL5
Sample Info: AR1248RL5,AR1248RL5,,ar1248.sub
Volume Injected (uL): 1.0
Column phase: RtxCLPPest

Instrument: E2.i

Operator: GHJ

Column diameter: 0.53

\\NAVOGADRON\USERDATA\Organic\svoc\NE2.i\020510R.F\E2D0409R.D



Data File: E2D0409F.D
 Report Date: 13-May-2002 10:37

Mitkem Corporation

Sample #1 : \\AVOGADRO\USERDATA\Organic\svoa\E2.i\020510F.B\E2D0409F.D
 Sample #2 : \\AVOGADRO\USERDATA\Organic\svoa\E2.i\020510R.B\E2D0409R.D
 Inj Date : 10-MAY-2002 23:07
 Sample Info: AR1248RL5,AR1248RL5,,ar1248.sub
 Misc Info : 1,5,,1
 Cal Date : 13-MAY-2002 07:40
 Operator : GML
 Inst ID : E2.i
 Dil Factor : 1.000000

Method #1 : \\AVOGADRO\USERDATA\Organic\svoa\E2.i\020510F.B\E2_PCB_F.m
 Method #2 : \\AVOGADRO\USERDATA\Organic\svoa\E2.i\020510R.B\E2_PCB_R.m
 Sub List #1 : ar1248.sub
 Sub List #2 : ar1248.sub
 Col #1 Phase : RtxCLPPest 2
 Col #2 Phase : RtxCLPPest

Concentration Formula: Amt * DF * Uf * Vt / (Vo * Vi)

Name	Value	Description
DF	1.000	Dilution Factor
Uf	1.000	Correction factor
Vt	10000.000	Volume of final extract (uL)
Vo	1000.000	Volume of sample extracted (ml)
Vi	1.000	Volume injected (uL)

Compound	RT#1	RT#2	Resp#1	Resp#2	Conc#1 (ug/L)	Conc#2 (ug/L)	Target Range	Ratio
Tetrachloro-m-xylene	6.468	5.067	38627	34462	0.11	0.11		100.00
Aroclor-1248	11.995	11.358	44162	58995	4.0	4.5	80.00- 120.00	100.00
	13.198	12.010	54040	43972	4.6	4.7	102.37- 142.37	122.37
	16.160	13.183	36282	31331	4.8	4.8	62.16- 102.16	82.16
	Average of Peak Amounts =				4.5	4.7		
Decachlorobiphenyl	27.735	22.855	28129	28778	0.093	0.088		100.00

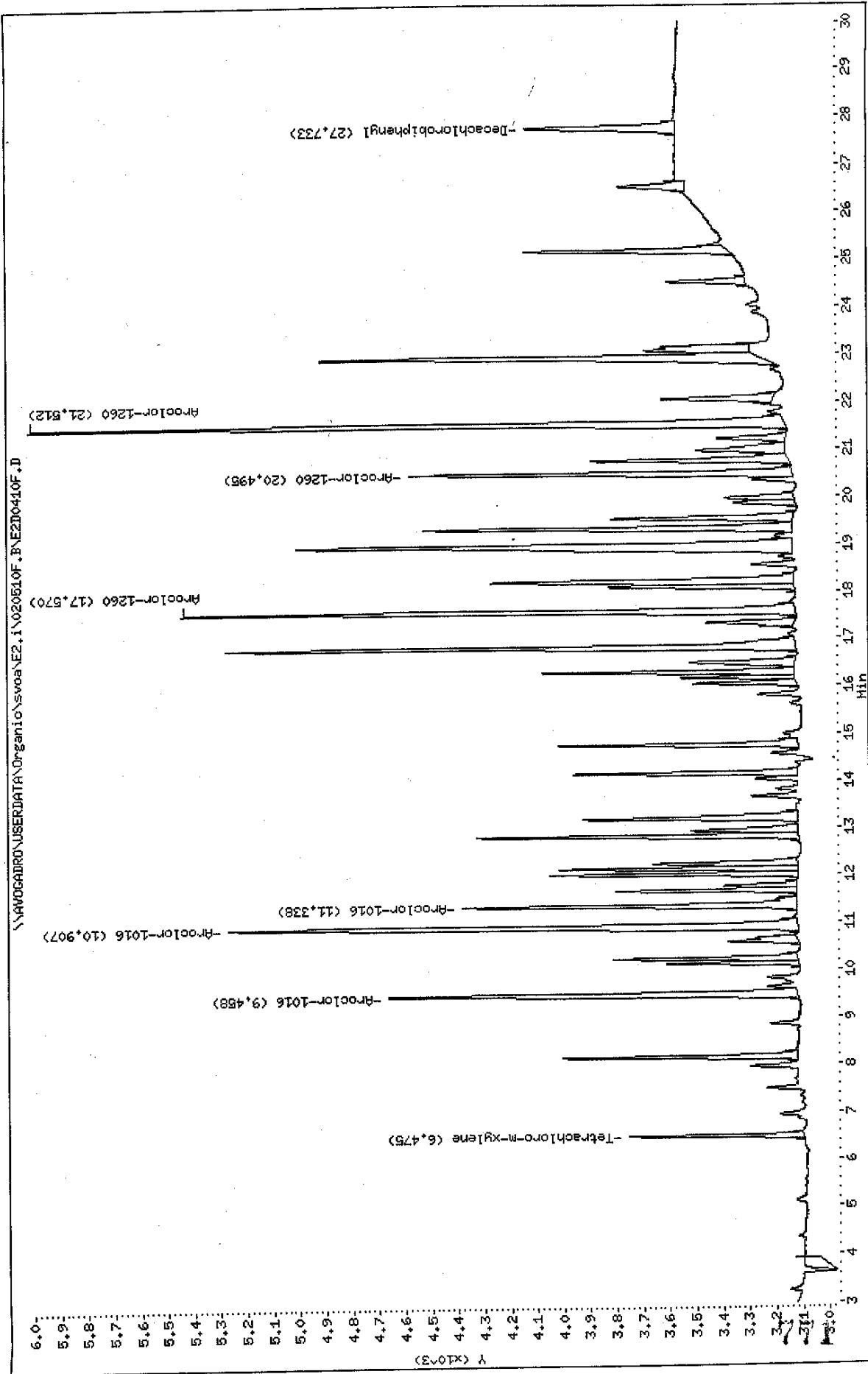
Handwritten: 5/13/02

Data File: \\NAVOGADRO\USERDATA\Organic\svos\E2.i\020610F.B\E2D0410F.D
Date : 10-MAY-2002 23:39
Client ID: AR1660RL1
Sample Info: AR1660RL1.AR1660RL1.ar1660.sub
Volume Injected (ul): 1.0
Column phase: RtxCLPPest 2

Instrument: E2.i

Operator: CHL

Column diameter: 0.53



Data File: \\AVOCARDRO\USERDATA\Organic\svoa\E2.i\020510R.B\E2D0410R.D

Date: 10-MAY-2002 23:39

Client ID: AR1660RL1

Sample Info: AR1660RL1.AR1660RL1.ar1660.sub

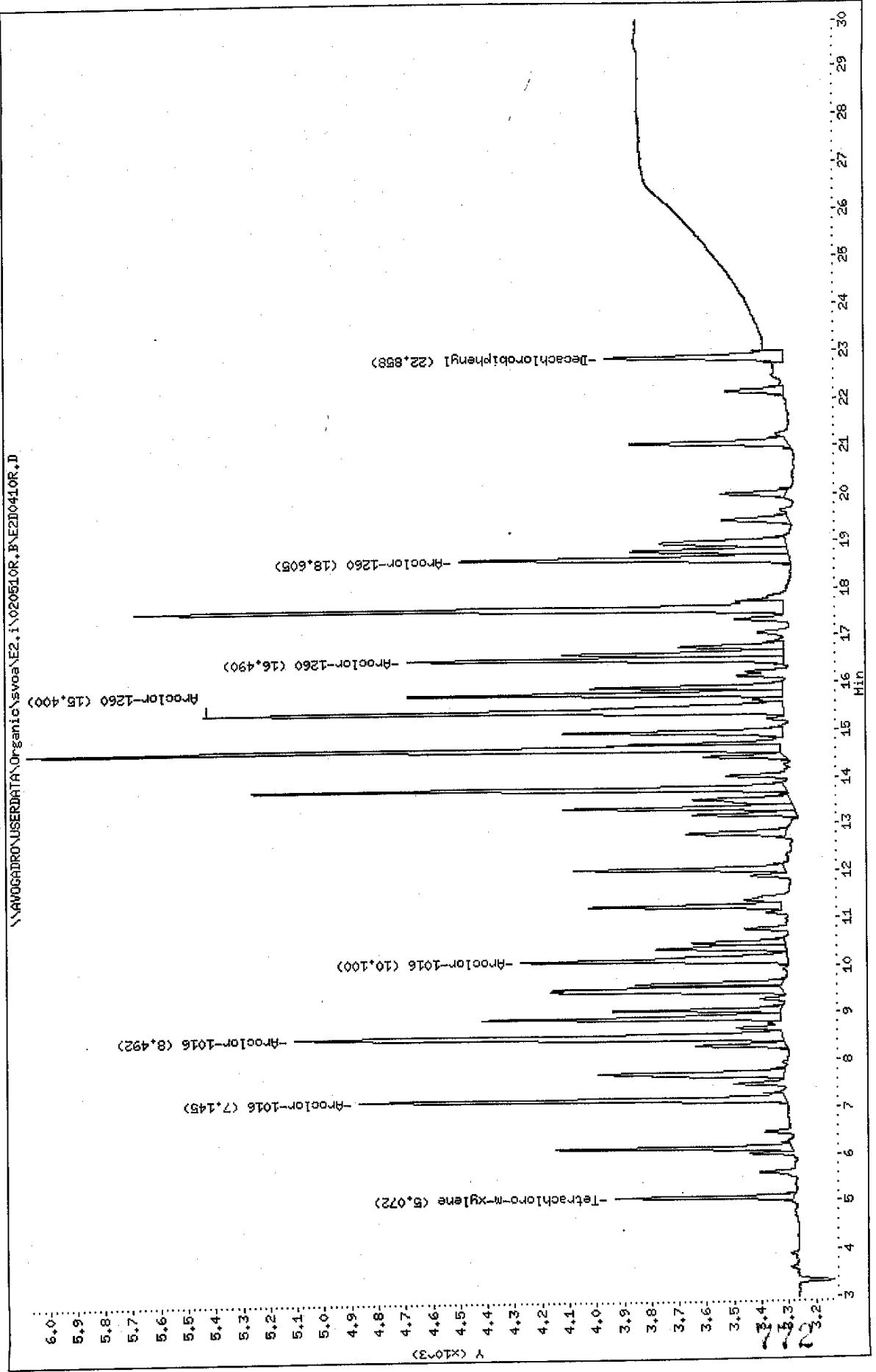
Volume Injected (uL): 1.0

Column phase: RtxCLPPest

Instrument: E2.i

Operator: GHL

Column diameter: 0.53



Data File: E2D0410F.D
 Report Date: 13-May-2002 10:37

Mitkem Corporation

Sample #1 : \\AVOGADRO\USERDATA\Organic\svoa\E2.i\020510F.B\E2D0410F.D
 Sample #2 : \\AVOGADRO\USERDATA\Organic\svoa\E2.i\020510R.B\E2D0410R.D
 Inj Date : 10-MAY-2002 23:39
 Sample Info: AR1660RL1,AR1660RL1,,ar1660.sub
 Misc Info : 1,1,,1
 Cal Date : 13-MAY-2002 07:40
 Operator : GML
 Inst ID : E2.i
 Dil Factor : 1.000000

Method #1 : \\AVOGADRO\USERDATA\Organic\svoa\E2.i\020510F.B\E2_PCB_F.m
 Method #2 : \\AVOGADRO\USERDATA\Organic\svoa\E2.i\020510R.B\E2_PCB_R.m
 Sub List #1 : ar1660.sub
 Sub List #2 : ar1660.sub
 Col #1 Phase : RtxCLPPest 2
 Col #2 Phase : RtxCLPPest

Concentration Formula: Amt * DF * Uf * Vt / (Vo * Vi)

Name	Value	Description
DF	1.000	Dilution Factor
Uf	1.000	Correction factor
Vt	10000.000	Volume of final extract (uL)
Vo	1000.000	Volume of sample extracted (ml)
Vi	1.000	Volume injected (uL)

Compound	RT#1	RT#2	Resp#1	Resp#2	Conc#1 (ug/L)	Conc#2 (ug/L)	Target Range	Ratio
Tetrachloro-m-xylene	6.475	5.072	658	651	0.0019	0.0020		100.00 (a)
Aroclor-1016	9.458	7.145	1544	1558	0.10	0.10	80.00- 120.00	100.00 (a)
	10.907	8.492	2151	1788	0.10	0.10	171.22- 211.22	139.31 (a)
	11.338	10.100	1260	972	0.10	0.10	80.85- 120.85	81.61 (a)
	Average of Peak Amounts =				0.10	0.10		
Decachlorobiphenyl	27.733	22.858	573	646	0.0020	0.0021		100.00 (a)
Aroclor-1260	17.570	15.400	2322	2123	0.10	0.10	80.00- 120.00	100.00 (a)
	20.495	16.490	1446	1374	0.10	0.10	52.80- 92.80	62.27 (a)
	21.512	18.605	2857	1211	0.10	0.10	135.23- 175.23	123.04 (a)
	Average of Peak Amounts =				0.10	0.10		

Data File: E2D0410F.D
Report Date: 13-May-2002 10:37

QC Flag Legend

a - Target compound detected but, quantitated amount
Below Limit Of Quantitation(BLOQ).

Data File: \\AVOCADRO\USERDATA\Organic\svos\E2.i\020510F.B\E2D0414F.D

Date: 11-MAY-2002 00:12

Client ID: ARI1660RL2

Sample Info: ARI1660RL2,ARI1660RL2,,ar1660.sub

Volume Injected (uL): 1.0


Column phase: RtxCLPPest 2

Instrument: E2.i

Operator: GHL

Column diameter: 0.53

\\AVOCADRO\USERDATA\Organic\svos\E2.i\020510F.B\E2D0414F.D




Data File: \\AV004DR0\USERDATA\Organic\svosa\E2.i\020510R.B\E2D0411R.D
Date: 11-MAY-2002 00:12
Client ID: AR1660RL2
Sample Info: AR1660RL2,AR1660RL2,,ar1660,sub
Volume Injected (uL): 1.0
Column phase: RtXCLPPest

Instrument: E2.i

Operator: GML

Column diameter: 0.53



Data File: E2D0411F.D
 Report Date: 13-May-2002 10:37

Mitkem Corporation

Sample #1 : \\AVOGADRO\USERDATA\Organic\svoa\E2.i\020510F.B\E2D0411F.D
 Sample #2 : \\AVOGADRO\USERDATA\Organic\svoa\E2.i\020510R.B\E2D0411R.D
 Inj Date : 11-MAY-2002 00:12
 Sample Info: AR1660RL2,AR1660RL2,,ar1660.sub
 Misc Info : 1,2,,1
 Cal Date : 13-MAY-2002 07:40
 Operator : GML
 Inst ID : E2.i
 Dil Factor : 1.000000

Method #1 : \\AVOGADRO\USERDATA\Organic\svoa\E2.i\020510F.B\E2_PCB_F.m
 Method #2 : \\AVOGADRO\USERDATA\Organic\svoa\E2.i\020510R.B\E2_PCB_R.m
 Sub List #1 : ar1660.sub
 Sub List #2 : ar1660.sub
 Col #1 Phase : RtxCLPPest 2
 Col #2 Phase : RtxCLPPest

Concentration Formula: Amt * DF * Uf * Vt / (Vo * Vi)

Name	Value	Description
DF	1.000	Dilution Factor
Uf	1.000	Correction factor
Vt	10000.000	Volume of final extract (uL)
Vo	1000.000	Volume of sample extracted (ml)
Vi	1.000	Volume injected (uL)

Compound	RT#1	RT#2	Resp#1	Resp#2	Conc#1 (ug/L)	Conc#2 (ug/L)	Target Range	Ratio
Tetrachloro-m-xylene	6.472	5.067	3389	3266	0.0097	0.010		100.00 (a)
Aroclor-1016	9.453	7.142	6740	6796	0.47	0.46	80.00- 120.00	100.00 (a)
	10.905	8.490	10789	9064	0.50	0.50	171.22- 211.22	160.07 (a)
	11.335	10.098	5941	4623	0.48	0.49	80.85- 120.85	88.15 (a)
	Average of Peak Amounts =				0.48	0.48		
Decachlorobiphenyl	27.733	22.855	2713	2855	0.0096	0.0095		100.00 (a)
Aroclor-1260	17.568	15.400	10733	10782	0.48	0.50	80.00- 120.00	100.00 (a)
	20.493	16.488	7051	6665	0.49	0.49	52.80- 92.80	65.69 (a)
	21.510	18.603	14529	6269	0.50	0.51	135.23- 175.23	135.37 (a)
	Average of Peak Amounts =				0.49	0.50		

JTX
5/19/02


Data File: E2D0411F.D
Report Date: 13-May-2002 10:37

QC Flag Legend

a - Target compound detected but, quantitated amount
Below Limit Of Quantitation(BLOQ).

Data File: \\AVOCADRO\USERDATA\Organic\svoa\E2.i\020510F.B\E2D0412F.D
 Date : 11-MAY-2002 00:45
 Client ID: AR1660RL3
 Sample Info: AR1660RL3,AR1660RL3,,ar1660.sub
 Volume Injected (uL): 1.0
 Column phase: RtxCLPPest 2

Instrument: E2.i
 Operator: CHL
 Column diameter: 0.53



Data File: \\AVDCADRO\USERDATA\Organic\svoa\E2.1\020510R.PVE2D0412R.D

Date : 11-MAY-2002 00:45

Client ID: AR1660RL3

Sample Info: AR1660RL3,AR1660RL3,,ar1660.sub


Volume Injected (ul): 1.0

Column phase: RtxCLPPest

Instrument: E2.1

Operator: GHL

Column diameter: 0.53



Data File: E2D0412F.D
 Report Date: 13-May-2002 10:37

Mitkem Corporation

Sample #1 : \\AVOGADRO\USERDATA\Organic\svoa\E2.i\020510F.B\E2D0412F.D
 Sample #2 : \\AVOGADRO\USERDATA\Organic\svoa\E2.i\020510R.B\E2D0412R.D
 Inj Date : 11-MAY-2002 00:45
 Sample Info: AR1660RL3,AR1660RL3,,ar1660.sub
 Misc Info : 1,3,,1
 Cal Date : 13-MAY-2002 07:40
 Operator : GML
 Inst ID : E2.i
 Dil Factor : 1.000000

Method #1 : \\AVOGADRO\USERDATA\Organic\svoa\E2.i\020510F.B\E2_PCB_F.m
 Method #2 : \\AVOGADRO\USERDATA\Organic\svoa\E2.i\020510R.B\E2_PCB_R.m
 Sub List #1 : ar1660.sub
 Sub List #2 : ar1660.sub
 Col #1 Phase : RtxCLPPest 2
 Col #2 Phase : RtxCLPPest

Concentration Formula: Amt * DF * UF * Vt / (Vo * Vi)

Name	Value	Description
DF	1.000	Dilution Factor
UF	1.000	Correction factor
Vt	10000.000	Volume of final extract (uL)
Vo	1000.000	Volume of sample extracted (ml)
Vi	1.000	Volume injected (uL)

Compound	RT#1	RT#2	Resp#1	Resp#2	Conc#1 (ug/L)	Conc#2 (ug/L)	Target Range	Ratio
Tetrachloro-m-xylene	6.468	5.063	6510	6129	0.019	0.019		100.00(a)
Aroclor-1016	9.452	7.137	11985	11975	0.88	0.87	80.00- 120.00	100.00(a)
	10.903	8.487	20649	17224	0.97	0.97	171.22- 211.22	172.29(a)
	11.332	10.095	11004	8597	0.93	0.94	80.85- 120.85	91.81(a)
	Average of Peak Amounts =				0.93	0.93		
Decachlorobiphenyl	27.732	22.853	5054	5245	0.018	0.018		100.00(a)
Aroclor-1260	17.565	15.397	19793	20372	0.92	0.97	80.00- 120.00	100.00(a)
	20.490	16.485	13236	12599	0.95	0.95	52.80- 92.80	66.87(a)
	21.508	18.602	27881	12414	0.98	1.0	135.23- 175.23	140.86(a)
	Average of Peak Amounts =				0.95	0.97		

JM 5/13/02

Data File: E2D0412F.D
Report Date: 13-May-2002 10:37

QC Flag Legend

a - Target compound detected but, quantitated amount
Below Limit Of Quantitation(BLOQ).

Data File: \\AVOCADRO\USERDATA\Organic\svoa\E2.i\020510F.PNEZD0413F.D

Date : 11-MAY-2002 01:18

Client ID: AR1660RL4

Sample Info: AR1660RL4,AR1660RL4,,ar1660.sub


Volume Injected (ul): 1.0

Column phase: RtxCLPPest 2

Instrument: E2.i

Operator: GML

Column diameter: 0.53



Data File: \\AVOCADRO\USERDATA\Organic\svoa\E2.1\020510R.PNEZD0413R.D

Date : 11-MAY-2002 01:18

Client ID: ARI1660RL4

Sample Info: ARI1660RL4,ARI1660RL4,,ar1660.sub

Volume Injected (ul): 1.0


Column phase: RtxCLPest

Instrument: E2.i

Operator: CHL

Column diameter: 0.53

\\AVOCADRO\USERDATA\Organic\svoa\E2.1\020510R.PNEZD0413R.D



Data File: E2D0413F.D
 Report Date: 13-May-2002 10:37

Mitkem Corporation

Sample #1 : \\AVOGADRO\USERDATA\Organic\svoa\E2.i\020510F.B\E2D0413F.D
 Sample #2 : \\AVOGADRO\USERDATA\Organic\svoa\E2.i\020510R.B\E2D0413R.D
 Inj Date : 11-MAY-2002 01:18
 Sample Info: AR1660RL4,AR1660RL4,,ar1660.sub
 Misc Info : 1,4,,1
 Cal Date : 13-MAY-2002 07:40
 Operator : GML
 Inst ID : E2.i
 Dil Factor : 1.000000

Method #1 : \\AVOGADRO\USERDATA\Organic\svoa\E2.i\020510F.B\E2_PCB_F.m
 Method #2 : \\AVOGADRO\USERDATA\Organic\svoa\E2.i\020510R.B\E2_PCB_R.m
 Sub List #1 : ar1660.sub
 Sub List #2 : ar1660.sub
 Col #1 Phase : RtxCLPPest 2
 Col #2 Phase : RtxCLPPest

Concentration Formula: Amt * DF * Uf * Vt / (Vo * Vi)

Name	Value	Description
DF	1.000	Dilution Factor
Uf	1.000	Correction factor
Vt	10000.000	Volume of final extract (uL)
Vo	1000.000	Volume of sample extracted (ml)
Vi	1.000	Volume injected (uL)

Compound	RT#1	RT#2	Resp#1	Resp#2	Conc#1 (ug/L)	Conc#2 (ug/L)	Target Range	Ratio
Tetrachloro-m-xylene	6.468	5.063	17359	15866	0.050	0.049		100.00
Aroclor-1016	9.448	7.137	26682	26595	2.1	2.0	80.00- 120.00	100.00
	10.902	8.487	49084	41526	2.4	2.4	171.22- 211.22	183.96
	11.330	10.093	25936	20207	2.3	2.3	80.85- 120.85	97.20
	Average of Peak Amounts =				2.3	2.2		
Decachlorobiphenyl	27.733	22.855	12085	12530	0.045	0.044		100.00(a)
Aroclor-1260	17.563	15.395	45154	49124	2.2	2.4	80.00- 120.00	100.00
	20.492	16.485	31813	30146	2.3	2.3	52.80- 92.80	70.45
	21.508	18.600	66728	31505	2.4	2.5	135.23- 175.23	147.78
	Average of Peak Amounts =				2.3	2.4		

5/13/02

Data File: E2D0413F.D
Report Date: 13-May-2002 10:37

QC Flag Legend

a - Target compound detected but, quantitated amount
Below Limit Of Quantitation(BLOQ).

Data File: \\AVOCADRO\USERDATA\Organic\svoa\E2.1\020510F.BNEZD0414F.D

Date : 11-MAY-2002 01:51

Client ID: AR1660RL5

Sample Info: AR1660RL5,AR1660RL5,,ar1660.sub


Volume Injected (ul): 1.0

Column phase: RtxCLPFest 2

Instrument: E2.1

Operator: GML

Column diameter: 0.53



Data File: \\AVOGADRO\USERDATA\Organic\svoa\E2.i\020510R.B\E2D0414R.D

Date: 11-MAY-2002 04:51

Client ID: AR1660RL5

Sample Info: AR1660RL5,AR1660RL5,,ar1660,sub

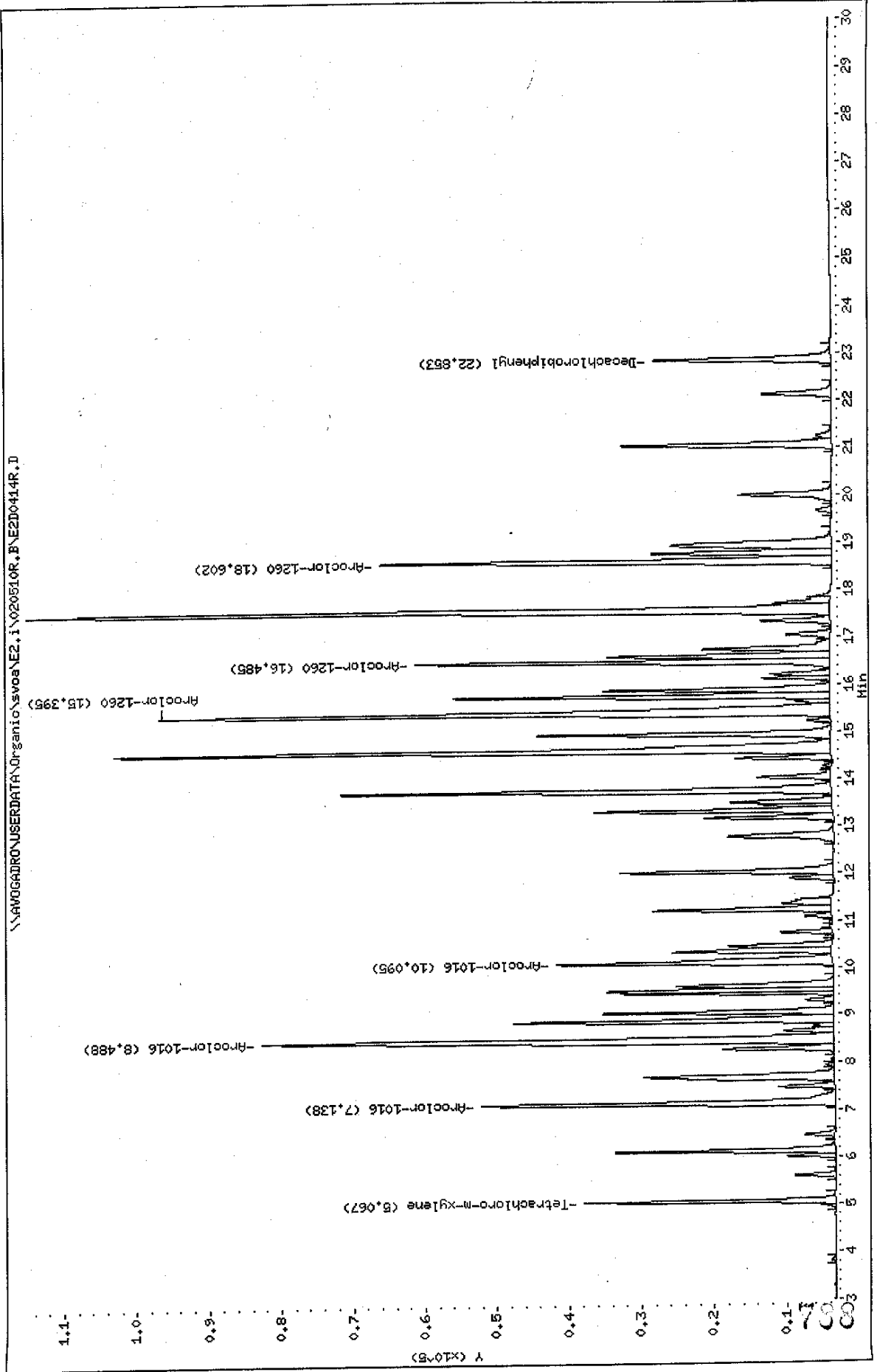
Volume Injected (ul): 1.0

Column phase: RtxCLPPest

Instrument: E2.i

Operator: GML

Column diameter: 0.53



Data File: E2D0414F.D
 Report Date: 13-May-2002 10:37

Mitkem Corporation

Sample #1 : \\AVOGADRO\USERDATA\Organic\svoa\E2.i\020510F.B\E2D0414F.D
 Sample #2 : \\AVOGADRO\USERDATA\Organic\svoa\E2.i\020510R.B\E2D0414R.D
 Inj Date : 11-MAY-2002 01:51
 Sample Info: AR1660RL5,AR1660RL5,,ar1660.sub
 Misc Info : 1,5,,1
 Cal Date : 13-MAY-2002 07:40
 Operator : GML
 Inst ID : E2.i
 Dil Factor : 1.000000

Method #1 : \\AVOGADRO\USERDATA\Organic\svoa\E2.i\020510F.B\E2_PCB_F.m
 Method #2 : \\AVOGADRO\USERDATA\Organic\svoa\E2.i\020510R.B\E2_PCB_R.m
 Sub List #1 : ar1660.sub
 Sub List #2 : ar1660.sub
 Col #1 Phase : RtxCLPPest 2
 Col #2 Phase : RtxCLPPest

Concentration Formula: $Amt * DF * Uf * Vt / (Vo * Vi)$

Name	Value	Description
DF	1.000	Dilution Factor
Uf	1.000	Correction factor
Vt	10000.000	Volume of final extract (uL)
Vo	1000.000	Volume of sample extracted (ml)
Vi	1.000	Volume injected (uL)

Compound	RT#1	RT#2	Resp#1	Resp#2	Conc#1 (ug/L)	Conc#2 (ug/L)	Target Range	Ratio
Tetrachloro-m-xylene	6.472	5.067	37366	34569	0.11	0.11		100.00
Aroclor-1016	9.450	7.138	48766	48892	4.0	4.0	80.00- 120.00	100.00
	10.902	8.488	93250	79244	4.6	4.6	171.22- 211.22	191.22
	11.330	10.095	49181	38057	4.4	4.4	80.85- 120.85	100.85
	Average of Peak Amounts =				4.3	4.3		
Decachlorobiphenyl	27.732	22.853	23705	24475	0.092	0.090		100.00
Aroclor-1260	17.563	15.395	83771	92948	4.2	4.6	80.00- 120.00	100.00
	20.490	16.485	60984	57412	4.6	4.5	52.80- 92.80	72.80
	21.507	18.602	130034	62558	4.7	5.0	135.23- 175.23	155.23
	Average of Peak Amounts =				4.5	4.7		

7/1/02

Data File: \\AVOCADRO\USERDATA\Organic\svosa\E2.i\020515F.B\VE2D0484F.D

Date : 15-MAY-2002 11:35

Client ID: AR1660RA

Sample Info: AR1660RA,AR1660RA,,ar1660_sub

Volume Injected (ul): 1.0


Column phase: RtXCLPPest 2

Instrument: E2.i

Operator: CHL

Column diameter: 0.53

\\AVOCADRO\USERDATA\Organic\svosa\E2.i\020515F.B\VE2D0484F.D



Data File: \\AVOCADRO\USERDATA\Organic\svoa\NE2.1\020519R.B\NE2D0484R.D

Date: 15-MAY-2002 11:35

Client ID: AR1660RA

Sample Info: AR1660RA,AR1660RA,,ar1660.sub

Volume Injected (uL): 1.0

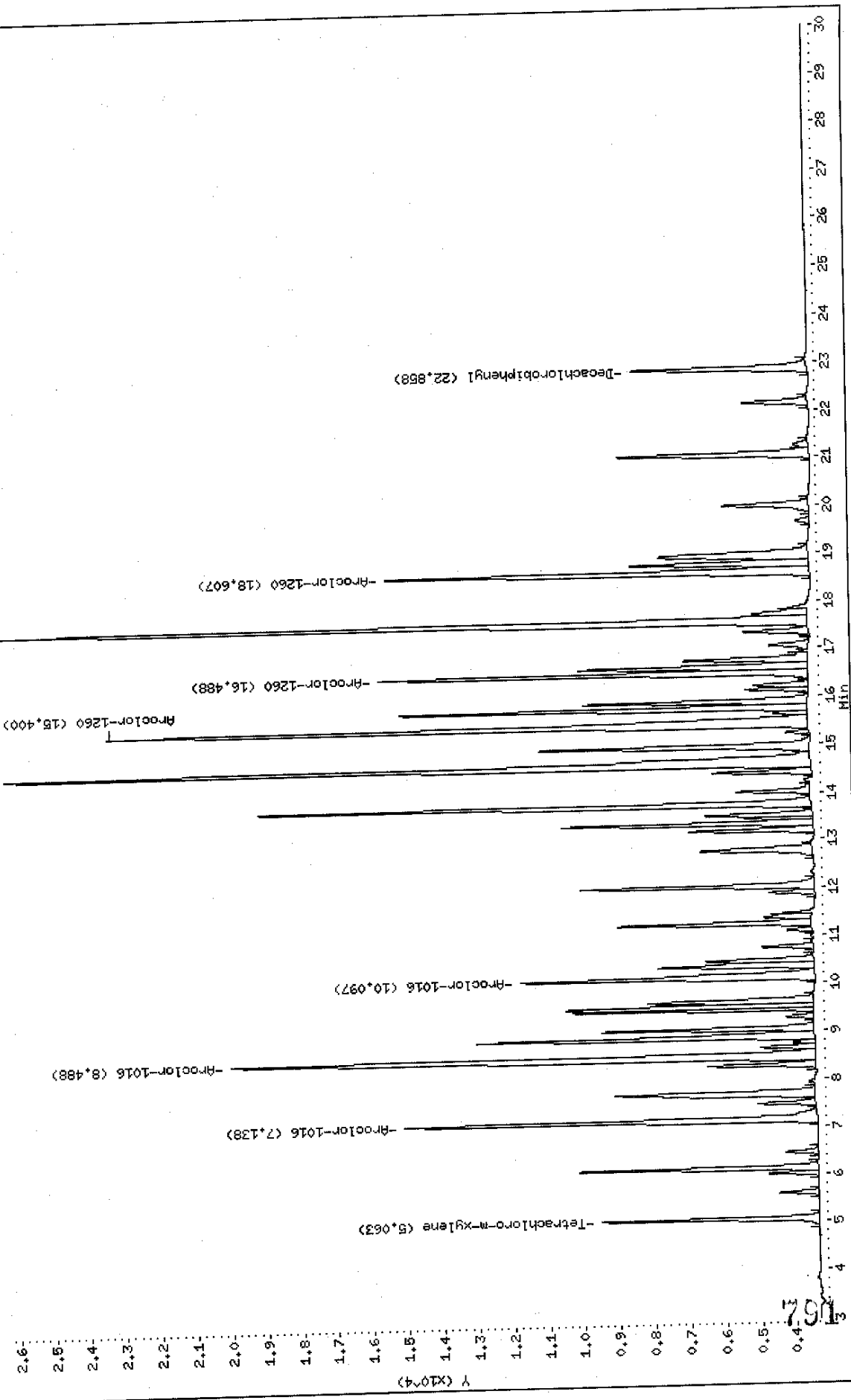
Column phase: RtxCLPPest

Instrument: E2.i

Operator: CHL

Column diameter: 0.53

\\AVOCADRO\USERDATA\Organic\svoa\NE2.1\020519R.B\NE2D0484R.D



Data File: E2D0484F.D
 Report Date: 20-May-2002 10:01

Mitkem Corporation

Sample #1 : \\AVOGADRO\USERDATA\Organic\svoa\E2.i\020515F.B\E2D0484F.D
 Sample #2 : \\AVOGADRO\USERDATA\Organic\svoa\E2.i\020515R.B\E2D0484R.D
 Inj Date : 15-MAY-2002 11:35
 Sample Info: AR1660RA,AR1660RA,,ar1660.sub
 Misc Info : 2,3,,1
 Cal Date : 15-MAY-2002 12:30
 Operator : GML
 Inst ID : E2.i
 Dil Factor : 1.000000

Method #1 : \\AVOGADRO\USERDATA\Organic\svoa\E2.i\020515F.B\E2_PCB_F.m
 Method #2 : \\AVOGADRO\USERDATA\Organic\svoa\E2.i\020515R.B\E2_PCB_R.m
 Sub List #1 : ar1660.sub
 Sub List #2 : ar1660.sub
 Col #1 Phase : RtxCLPPest 2
 Col #2 Phase : RtxCLPPest

Concentration Formula: $Amt * DF * Uf * Vt / (Vo * Vi)$

Name	Value	Description
DF	1.000	Dilution Factor
Uf	1.000	Correction factor
Vt	10000.000	Volume of final extract (uL)
Vo	1000.000	Volume of sample extracted (ml)
Vi	1.000	Volume injected (uL)

Compound	RT#1	RT#2	Resp#1	Resp#2	Conc#1 (ug/L)	Conc#2 (ug/L)	Target Range	Ratio
Tetrachloro-m-xylene	6.468	5.063	6699	6140	0.020	0.019		100.00 (a)
Aroclor-1016	9.453	7.138	12130	11697	0.99	0.95	80.00- 120.00	100.00
	10.905	8.488	20865	16592	1.0	0.97	152.69- 192.69	172.01
	11.333	10.097	11190	8351	1.0	0.96	72.81- 112.81	92.25
	Average of Peak Amounts =				1.00	0.96		
Decachlorobiphenyl	27.740	22.858	4996	4980	0.019	0.018		100.00 (a)
	17.570	15.400	20013	19899	1.0	0.98	80.00- 120.00	100.00
	20.498	16.488	13522	12176	1.0	0.96	46.86- 86.86	67.57
	21.515	18.607	28157	12047	1.0	0.97	122.10- 162.10	140.69
Average of Peak Amounts =				1.0	0.97			

5/21/02

Data File: E2D0484F.D
Report Date: 20-May-2002 10:01

QC Flag Legend

a - Target compound detected but, quantitated amount
Below Limit Of Quantitation(BLOQ).

Data File: \\AU06ADRO\USERDATA\Organic\svoa\NE2.i\020515F.B\NE2D0501F.D

Date: 15-MAY-2002 20:54

Client ID: AR1660RB

Sample Info: AR1660RB.AR1660RB..ar1660.sub

Volume Injected (uL): 1.0

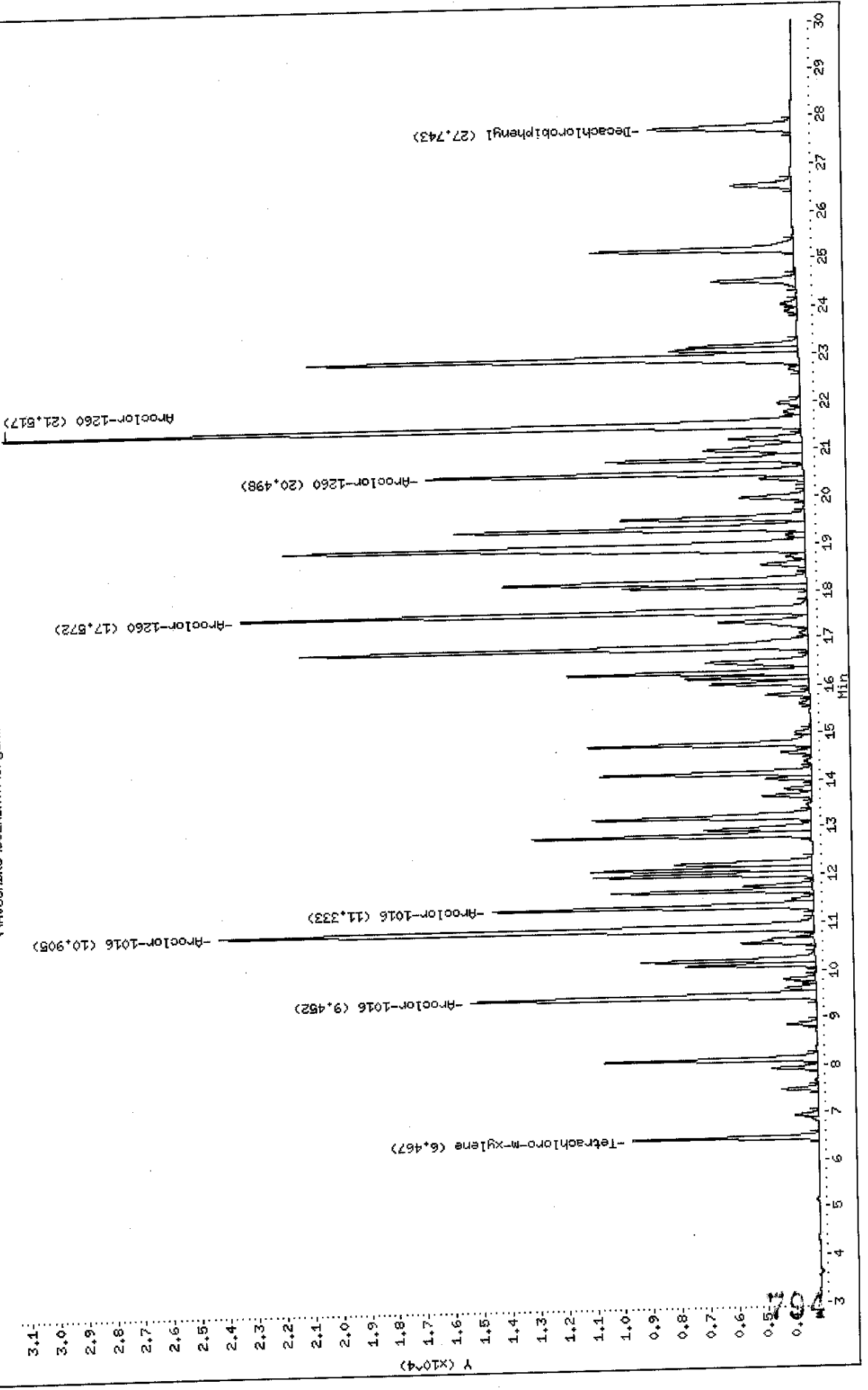
Column phase: RtxCLPPest 2

Instrument: E2.i

Operator: CHL

Column diameter: 0.53

\\AU06ADRO\USERDATA\Organic\svoa\NE2.i\020515F.B\NE2D0501F.D



Data File: \\NAVOGADRONUSERDATA\Organic\svoa\E2.1\020515R.B\E2D0501R.D

Date: 15-MAY-2002 20:54

Client ID: AR1660RB

Sample Info: AR1660RB,AR1660RB,,ar1660,sub

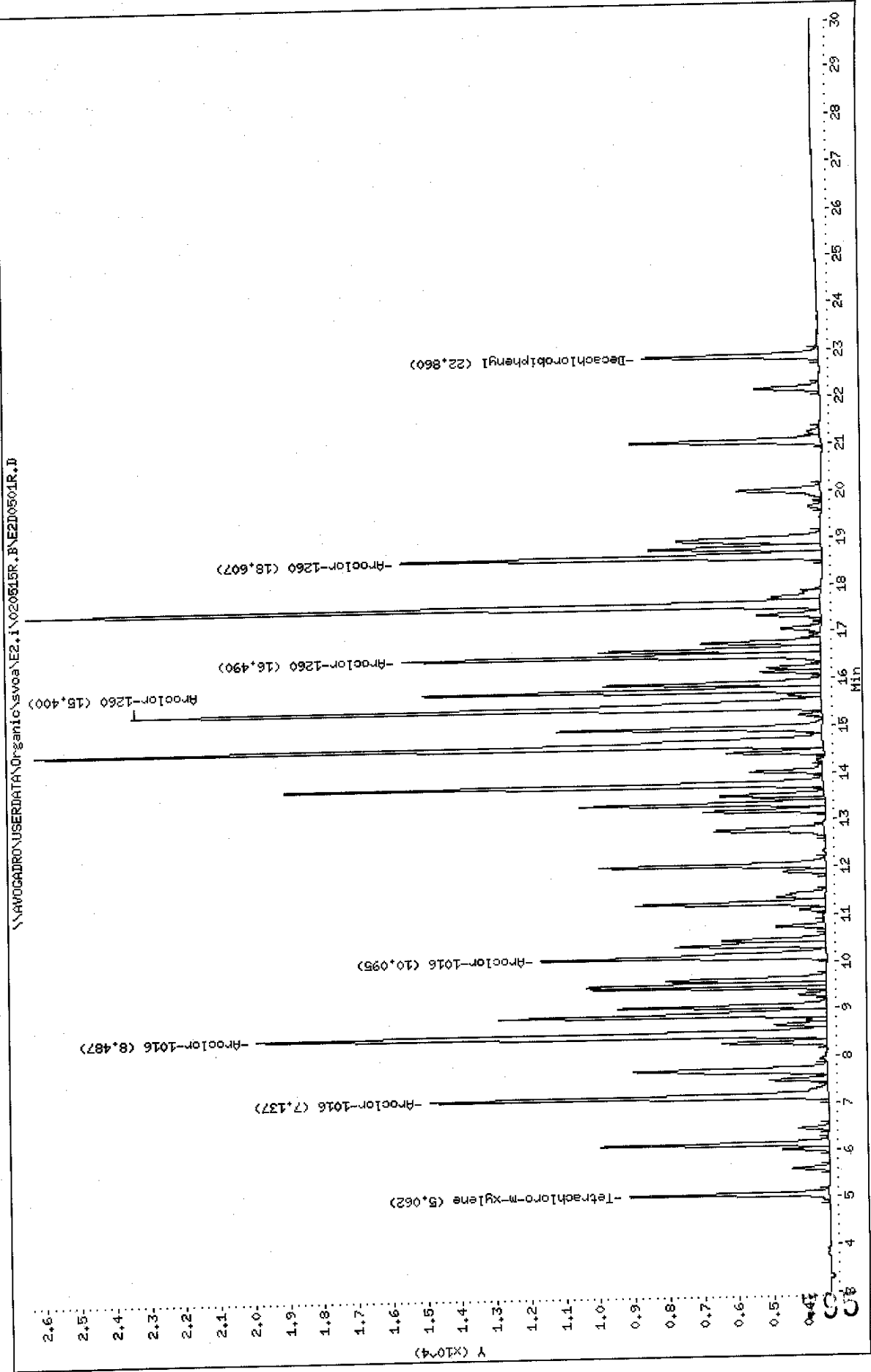
Volume Injected (uL): 1.0

Column phase: RtxCLPFest

Instrument: E2.1

Operator: GHL

Column diameter: 0.53



Data File: E2D0501F.D
 Report Date: 20-May-2002 09:57

Mitkem Corporation

Sample #1 : \\AVOGADRO\USERDATA\Organic\svoa\E2.i\020515F.B\E2D0501F.D
 Sample #2 : \\AVOGADRO\USERDATA\Organic\svoa\E2.i\020515R.B\E2D0501R.D
 Inj Date : 15-MAY-2002 20:54
 Sample Info: AR1660RB,AR1660RB,,ar1660.sub
 Misc Info : 2,3,,1
 Cal Date : 16-MAY-2002 08:24
 Operator : GML
 Inst ID : E2.i
 Dil Factor : 1.000000

Method #1 : \\AVOGADRO\USERDATA\Organic\svoa\E2.i\020515F.B\E2_PCB_F.m
 Method #2 : \\AVOGADRO\USERDATA\Organic\svoa\E2.i\020515R.B\E2_PCB_R.m
 Sub List #1 : ar1660.sub
 Sub List #2 : ar1660.sub
 Col #1 Phase : RtxCLPPest 2
 Col #2 Phase : RtxCLPPest

Concentration Formula: Amt * DF * Uf * Vt / (Vo * Vi)

Name	Value	Description
DF	1.000	Dilution Factor
Uf	1.000	Correction factor
Vt	10000.000	Volume of final extract (uL)
Vo	1000.000	Volume of sample extracted (ml)
Vi	1.000	Volume injected (uL)

Compound	RT#1	RT#2	Resp#1	Resp#2	Conc#1 (ug/L)	Conc#2 (ug/L)	Target Range	Ratio
Tetrachloro-m-xylene	6.467	5.062	6560	5789	0.019	0.018		100.00(a)
Aroclor-1016	9.452	7.137	12191	11533	0.99	0.94	80.00- 120.00	100.00
	10.905	8.487	21082	16527	1.0	0.96	152.69- 192.69	172.93
	11.333	10.095	11326	8264	1.0	0.96	72.81- 112.81	92.90
	Average of Peak Amounts =				1.00	0.95		
Decachlorobiphenyl	27.743	22.860	5034	5113	0.020	0.019		100.00(a)
Aroclor-1260	17.572	15.400	20076	19944	1.0	0.98	80.00- 120.00	100.00
	20.498	16.490	13349	12109	1.0	0.96	46.86- 86.86	66.49
	21.517	18.607	28219	12187	1.0	0.98	122.10- 162.10	140.56
	Average of Peak Amounts =				1.0	0.97		

5/23/02

Data File: E2D0501F.D
Report Date: 20-May-2002 09:57

QC Flag Legend

a - Target compound detected but, quantitated amount
Below Limit Of Quantitation(BLOQ).

Data File: \\AVOCADRON\USERDATA\Organic\svoa\E2.1\020515F.B\E2D0516F.D

Date: 16-MAY-2002 04:34

Client ID: AR1248RC

Sample Info: AR1248RC,AR1248RC,,ar1248.sub

Volume Injected (uL): 1.0

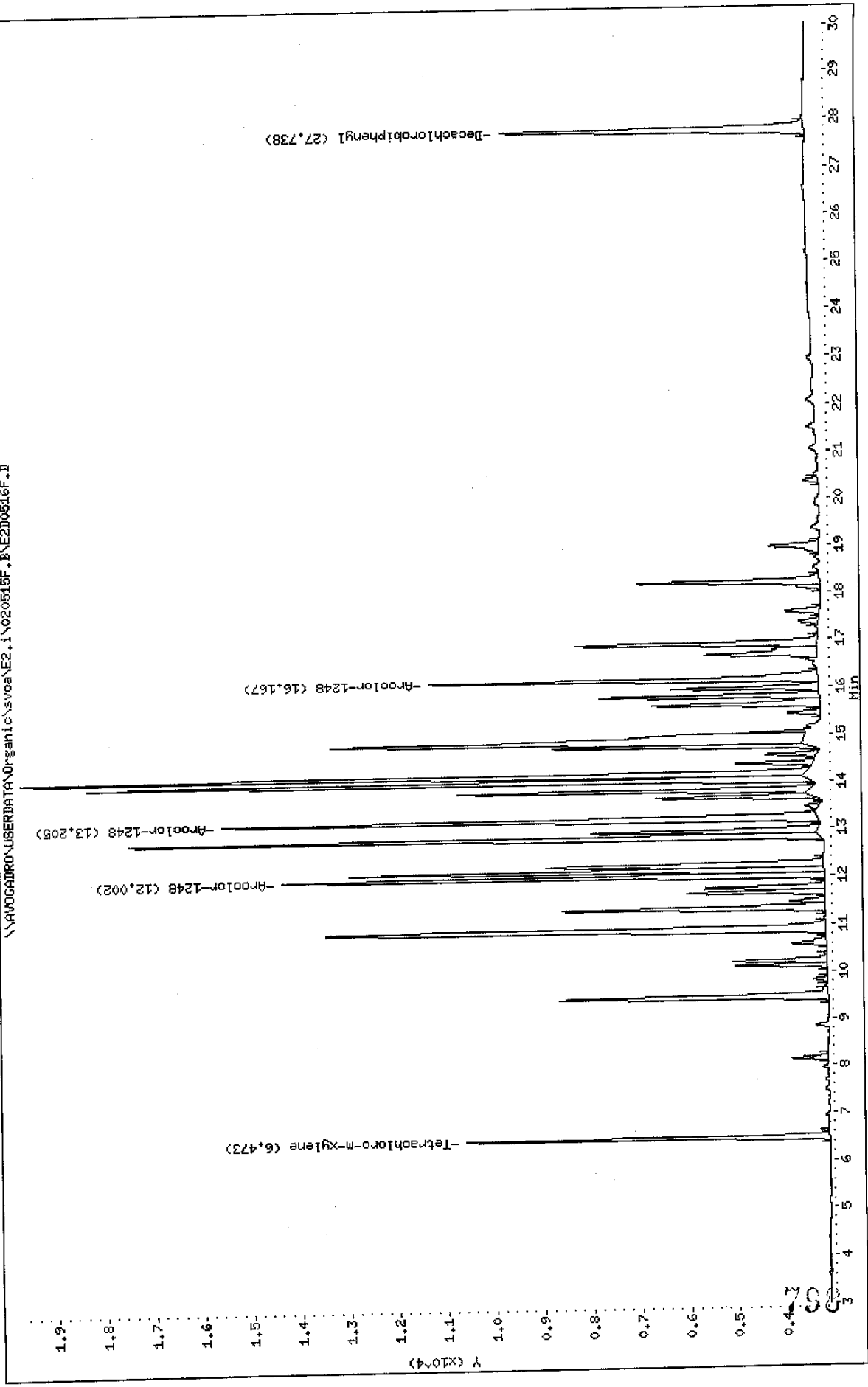
Column phase: Rtx:CLPest 2

Instrument: E2.i

Operator: CHL

Column diameter: 0.53

\\AVOCADRON\USERDATA\Organic\svoa\E2.1\020515F.B\E2D0516F.D



Data File: \\AVOGADRO\USERDATA\Organic\svos\VE2.i\020515R.B\E2D0516R.D

Date : 16-MAY-2002 04:34

Client ID: AR1248RC

Sample Info: AR1248RC,AR1248RC,,ar1248.sub

Volume Injected (uL): 1.0


Column phase: RtxCLPPest

Instrument: E2.i

Operator: CML

Column diameter: 0.53

\\AVOGADRO\USERDATA\Organic\svos\VE2.i\020515R.B\E2D0516R.D



Data File: E2D0516F.D
 Report Date: 20-May-2002 09:57

Mitkem Corporation

Sample #1 : \\AVOGADRO\USERDATA\Organic\svoa\E2.i\020515F.B\E2D0516F.D
 Sample #2 : \\AVOGADRO\USERDATA\Organic\svoa\E2.i\020515R.B\E2D0516R.D
 Inj Date : 16-MAY-2002 04:34
 Sample Info: AR1248RC,AR1248RC,,ar1248.sub
 Misc Info : 2,3,,1
 Cal Date : 16-MAY-2002 08:25
 Operator : GML
 Inst ID : E2.i
 Dil Factor : 1.000000

Method #1 : \\AVOGADRO\USERDATA\Organic\svoa\E2.i\020515F.B\E2_PCB_F.m
 Method #2 : \\AVOGADRO\USERDATA\Organic\svoa\E2.i\020515R.B\E2_PCB_R.m
 Sub List #1 : ar1248.sub
 Sub List #2 : ar1248.sub
 Col #1 Phase : RtxCLPPest 2
 Col #2 Phase : RtxCLPPest

Concentration Formula: $Amt * DF * Uf * Vt / (Vo * Vi)$

Name	Value	Description
DF	1.000	Dilution Factor
Uf	1.000	Correction factor
Vt	10000.000	Volume of final extract (uL)
Vo	1000.000	Volume of sample extracted (ml)
Vi	1.000	Volume injected (uL)

Compound	RT#1	RT#2	Resp#1	Resp#2	Conc#1 (ug/L)	Conc#2 (ug/L)	Target Range	Ratio
Tetrachloro-m-xylene	6.473	5.068	7467	6382	0.022	0.020		100.00(a)
Aroclor-1248	12.002	11.363	11185	12915	1.0	0.98	80.00- 120.00	100.00
	13.205	12.015	12289	9253	1.0	0.98	90.53- 130.53	109.87
	16.167	13.188	8005	6461	1.0	0.99	51.03- 91.03	71.57
Average of Peak Amounts =					1.0	0.98		
Decachlorobiphenyl	27.738	22.857	6250	6172	0.024	0.022		100.00(a)

QC Flag Legend

a - Target compound detected but, quantitated amount
 Below Limit Of Quantitation(BLOQ).

Data File: \\AVOCADRO\USERDATA\Organic\svoa\NE2.i\020515F.B\E2D0518F.D

Date : 16-MAY-2002 05:40

Client ID: AR1666RC

Sample Info: AR1666RC.AR1666RC,,ar1666.sub

Volume Injected (ul): 1.0

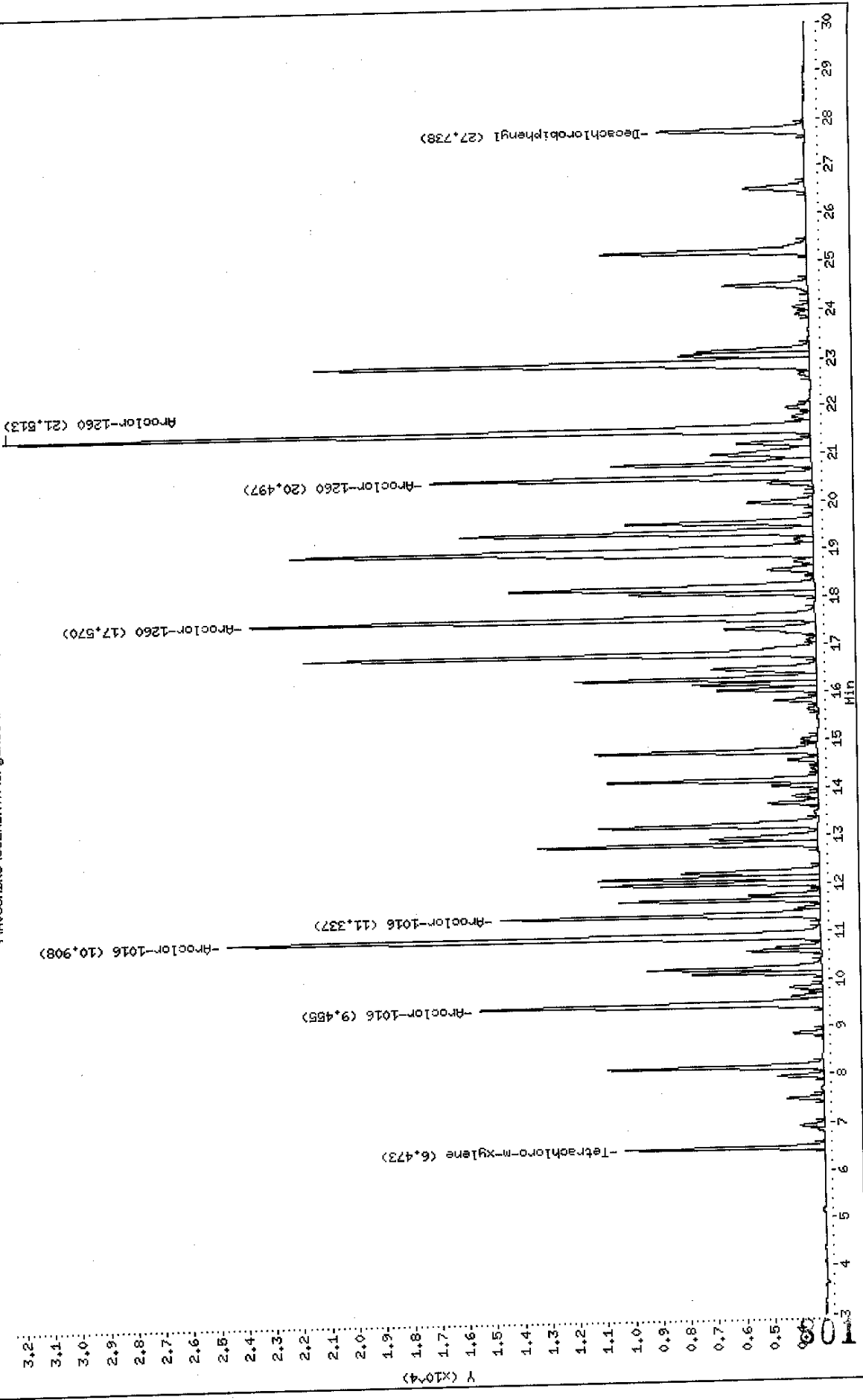
Column phase: RtxCLPPEst 2

Instrument: E2.i

Operator: GML

Column diameter: 0.53

\\AVOCADRO\USERDATA\Organic\svoa\NE2.i\020515F.B\E2D0518F.D



Data File: \\AVOCADRO\USERDATA\Organic\svoc\NE2.i\020515R.B\NE2D0515R.D

Date: 16-MAY-2002 05:40

Client ID: AR1660RC

Sample Info: AR1660RC.AR1660RC,,ar1660.sub

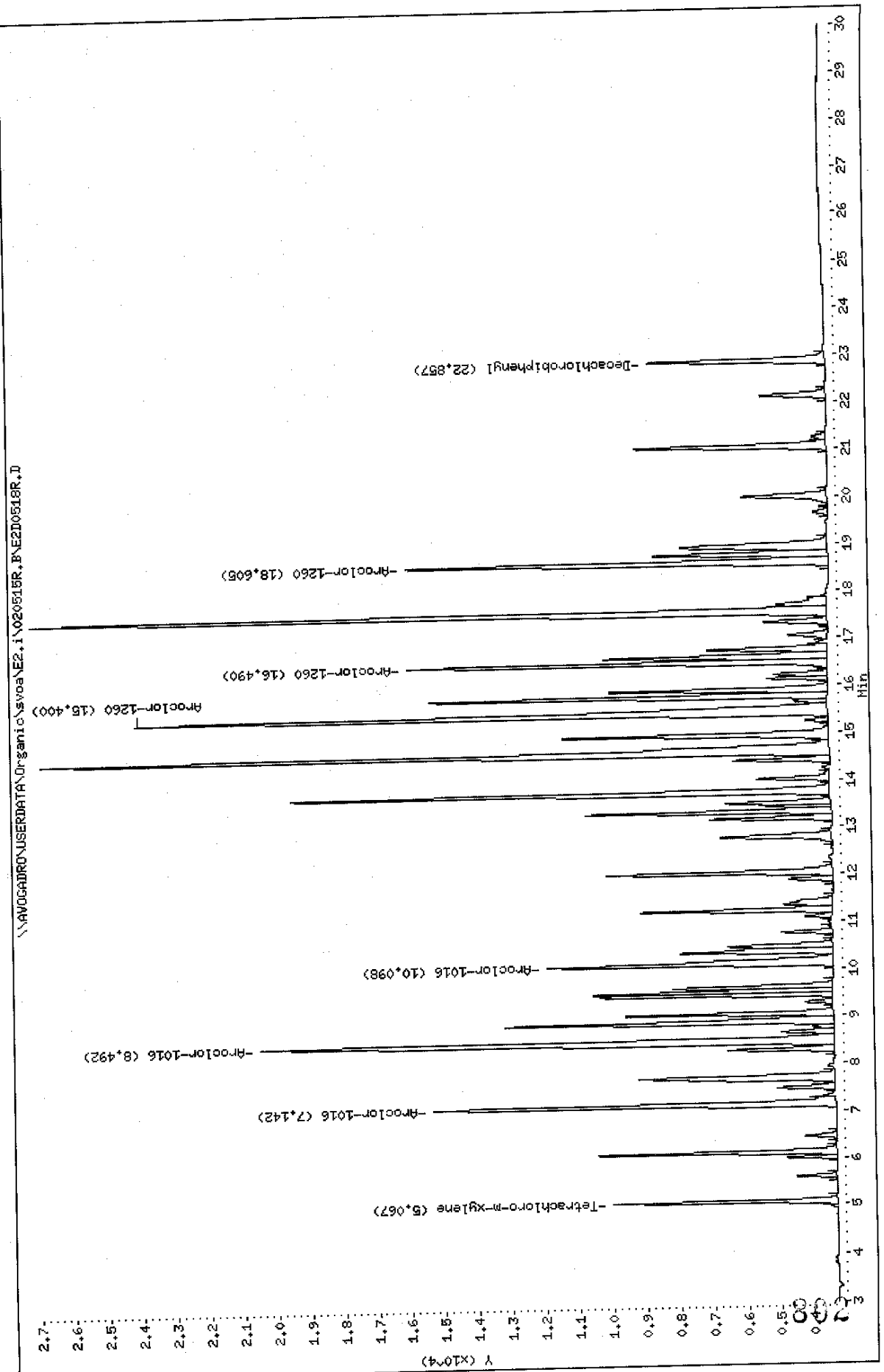
Volume Injected (uL): 1.0

Column phase: RtxCLPPest

Instrument: E2.i

Operator: CHL

Column diameter: 0.53



Data File: E2D0518F.D
 Report Date: 20-May-2002 09:58

Mitkem Corporation

Sample #1 : \\AVOGADRO\USERDATA\Organic\svoa\E2.i\020515F.B\E2D0518F.D
 Sample #2 : \\AVOGADRO\USERDATA\Organic\svoa\E2.i\020515R.B\E2D0518R.D
 Inj Date : 16-MAY-2002 05:40
 Sample Info: AR1660RC,AR1660RC,,ar1660.sub
 Misc Info : 2,3,,1
 Cal Date : 16-MAY-2002 08:25
 Operator : GML
 Inst ID : E2.i
 Dil Factor : 1.000000

Method #1 : \\AVOGADRO\USERDATA\Organic\svoa\E2.i\020515F.B\E2_PCB_F.m
 Method #2 : \\AVOGADRO\USERDATA\Organic\svoa\E2.i\020515R.B\E2_PCB_R.m
 Sub List #1 : ar1660.sub
 Sub List #2 : ar1660.sub
 Col #1 Phase : RtxCLPPest 2
 Col #2 Phase : RtxCLPPest

Concentration Formula: $Amt * DF * Uf * Vt / (Vo * Vi)$

Name	Value	Description
DF	1.000	Dilution Factor
Uf	1.000	Correction factor
Vt	10000.000	Volume of final extract (uL)
Vo	1000.000	Volume of sample extracted (ml)
Vi	1.000	Volume injected (uL)

Compound	RT#1	RT#2	Resp#1	Resp#2	Conc#1 (ug/L)	Conc#2 (ug/L)	Target Range	Ratio
Tetrachloro-m-xylene	6.473	5.067	7190	6642	0.021	0.020		100.00 (a)
Aroclor-1016	9.455	7.142	12371	11970	1.0	0.97	80.00- 120.00	100.00
	10.908	8.492	21485	17092	1.0	1.00	152.69- 192.69	173.67
	11.337	10.098	11535	8533	1.0	0.99	72.81- 112.81	93.24
	Average of Peak Amounts =				1.0	0.99		
Decachlorobiphenyl	27.738	22.857	5305	5251	0.020	0.019		100.00 (a)
Aroclor-1260	17.570	15.400	20475	20641	1.0	1.0	80.00- 120.00	100.00
	20.497	16.490	13816	12509	1.0	0.99	46.86- 86.86	67.48
	21.513	18.605	29162	12582	1.0	1.0	122.10- 162.10	142.43
	Average of Peak Amounts =				1.0	1.00		

Handwritten signature

Data File: E2D0518F.D
Report Date: 20-May-2002 09:58

QC Flag Legend

a - Target compound detected but, quantitated amount
Below Limit Of Quantitation(BLOQ).

Data File: \\AW06ADRO\USERDATA\Organic\svoa\E2.i\020615F.B\E2D0633F.D

Date: 16-MAY-2002 14:58

Client ID: AR1248RD

Sample Info: AR1248RD.AR1248RD,,ar1248.sub

Volume Injected (ul): 1.0

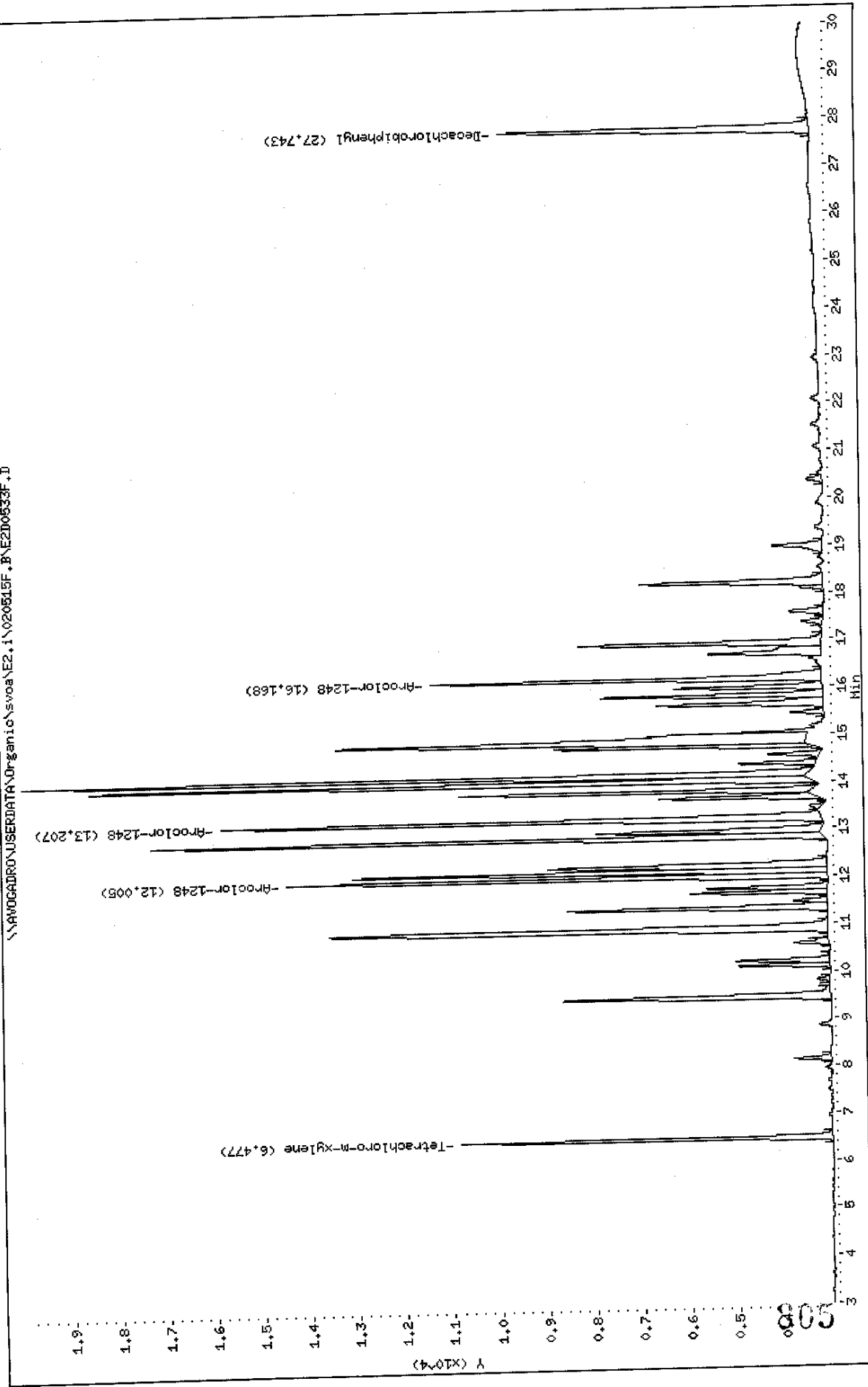
Column phase: RxCCLPest 2

Instrument: E2.i

Operator: GHL

Column diameter: 0.53

\\AW06ADRO\USERDATA\Organic\svoa\E2.i\020615F.B\E2D0633F.D



Data File: \\NAVDGADRD\USERDATA\Organic\svos\E2.1\020515R.B\E2D0533R.D

Date: 16-MAY-2002 14:58

Client ID: AR1249RD

Sample Info: AR1248RD,AR1248RD,,ar1248.sub

Volume Injected (uL): 1.0


Column phase: RtxCLPPest

Instrument: E2.i

Operator: CHL

Column diameter: 0.53

\\NAVDGADRD\USERDATA\Organic\svos\E2.1\020515R.B\E2D0533R.D



Data File: E2D0533F.D
 Report Date: 20-May-2002 09:58

Mitkem Corporation

Sample #1 : \\AVOGADRO\USERDATA\Organic\svoa\E2.i\020515F.B\E2D0533F.D
 Sample #2 : \\AVOGADRO\USERDATA\Organic\svoa\E2.i\020515R.B\E2D0533R.D
 Inj Date : 16-MAY-2002 14:58
 Sample Info: AR1248RD,AR1248RD,,ar1248.sub
 Misc Info : 2,3,,1
 Cal Date : 16-MAY-2002 17:06
 Operator : GML
 Inst ID : E2.i
 Dil Factor : 1.000000

Method #1 : \\AVOGADRO\USERDATA\Organic\svoa\E2.i\020515F.B\E2_PCB_F.m
 Method #2 : \\AVOGADRO\USERDATA\Organic\svoa\E2.i\020515R.B\E2_PCB_R.m
 Sub List #1 : ar1248.sub
 Sub List #2 : ar1248.sub
 Col #1 Phase : RtxCLPPest 2
 Col #2 Phase : RtxCLPPest

Concentration Formula: $Amt * DF * Uf * Vt / (Vo * Vi)$

Name	Value	Description
DF	1.000	Dilution Factor
Uf	1.000	Correction factor
Vt	10000.000	Volume of final extract (uL)
Vo	1000.000	Volume of sample extracted (ml)
Vi	1.000	Volume injected (uL)

Compound	RT#1	RT#2	Resp#1	Resp#2	Conc#1 (ug/L)	Conc#2 (ug/L)	Target Range	Ratio
Tetrachloro-m-xylene	6.477	5.072	7822	6932	0.023	0.021		100.00 (a)
Aroclor-1248	12.005	11.365	11406	13099	1.0	1.00	80.00- 120.00	100.00
	13.207	12.017	12659	9311	1.1	0.99	90.53- 130.53	110.99
	16.168	13.190	8225	6569	1.1	1.0	51.03- 91.03	72.11
Average of Peak Amounts =					1.1	1.00		
Decachlorobiphenyl	27.743	22.860	6528	6204	0.025	0.023		100.00 (a)

5/20/02

QC Flag Legend

a - Target compound detected but, quantitated amount
 Below Limit Of Quantitation(BLOQ).

Data File: \\NAVOGADRO\USERDATA\Organic\svoa\E2.i\020515F.B\E2D0535F.D

Date: 16-MAY-2002 16:04

Client ID: AR1660RD

Sample Info: AR1660RD,AR1660RD,,ar1660.sub

Volume Injected (uL): 1.0

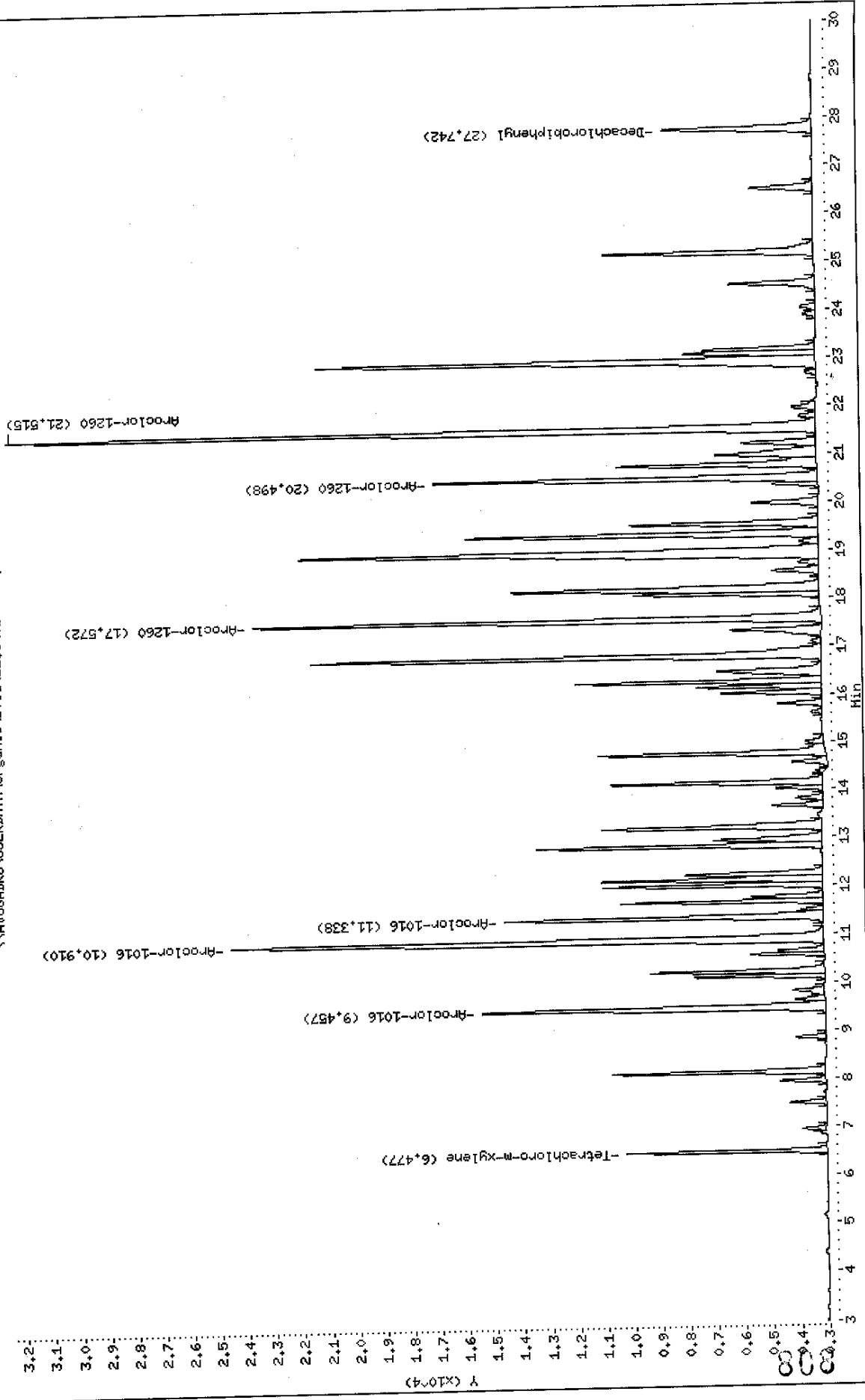
Column phase: RtxCLPPest 2

Instrument: E2.i

Operator: CHL

Column diameter: 0.53

\\NAVOGADRO\USERDATA\Organic\svoa\E2.i\020515F.B\E2D0535F.D



Data File: \\NAVOCADRO\USERDATA\Organic\svoa\E2.1\020515R.B\E2D0535R.D

Date : 16-MAY-2002 16:04

Client ID: AR1666RD

Sample Info: AR1666RD,AR1666RD,,ar1666.sub

Volume Injected (uL): 1.0

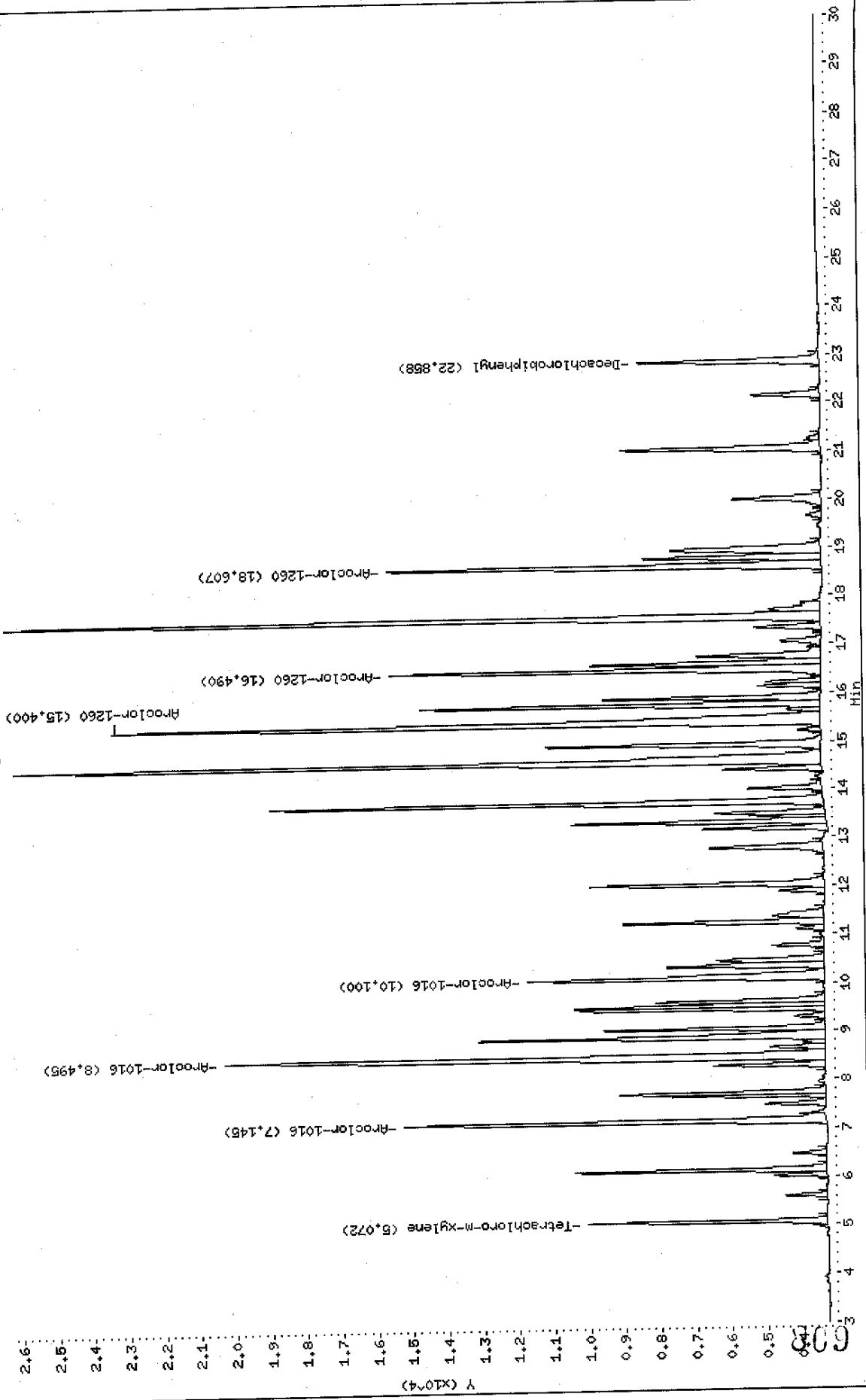
Column phase: RtxCLPPest

Instrument: E2.1

Operator: CHL

Column diameter: 0.53

\\NAVOCADRO\USERDATA\Organic\svoa\E2.1\020515R.B\E2D0535R.D



Data File: E2D0535F.D
 Report Date: 20-May-2002 09:58

Mitkem Corporation

Sample #1 : \\AVOGADRO\USERDATA\Organic\svoa\E2.i\020515F.B\E2D0535F.D
 Sample #2 : \\AVOGADRO\USERDATA\Organic\svoa\E2.i\020515R.B\E2D0535R.D
 Inj Date : 16-MAY-2002 16:04
 Sample Info: AR1660RD,AR1660RD,,ar1660.sub
 Misc Info : 2,3,,1
 Cal Date : 16-MAY-2002 17:06
 Operator : GML
 Inst ID : E2.i
 Dil Factor : 1.000000

Method #1 : \\AVOGADRO\USERDATA\Organic\svoa\E2.i\020515F.B\E2_PCB_F.m
 Method #2 : \\AVOGADRO\USERDATA\Organic\svoa\E2.i\020515R.B\E2_PCB_R.m
 Sub List #1 : ar1660.sub
 Sub List #2 : ar1660.sub
 Col #1 Phase : RtxCLPPest 2
 Col #2 Phase : RtxCLPPest

Concentration Formula: Amt * DF * Uf * Vt / (Vo * Vi)

Name	Value	Description
DF	1.000	Dilution Factor
Uf	1.000	Correction factor
Vt	10000.000	Volume of final extract (uL)
Vo	1000.000	Volume of sample extracted (ml)
Vi	1.000	Volume injected (uL)

Compound	RT#1	RT#2	Resp#1	Resp#2	Conc#1 (ug/L)	Conc#2 (ug/L)	Target Range	Ratio
Tetrachloro-m-xylene	6.477	5.072	7233	6743	0.021	0.021		100.00 (a)
Aroclor-1016	9.457	7.145	12413	11919	1.0	0.97	80.00- 120.00	100.00
	10.910	8.495	21476	16957	1.0	0.99	152.69- 192.69	173.01
	11.338	10.100	11521	8366	1.0	0.97	72.81- 112.81	92.81
	Average of Peak Amounts =				1.0	0.98		
Decachlorobiphenyl	27.742	22.858	5393	5106	0.021	0.019		100.00 (a)
	17.572	15.400	20633	20013	1.0	0.99	80.00- 120.00	100.00
	20.498	16.490	13910	12179	1.0	0.96	46.86- 86.86	67.42
	21.515	18.607	29314	12283	1.1	0.99	122.10- 162.10	142.07
Average of Peak Amounts =				1.0	0.98			

Handwritten signature/initials

Data File: E2D0535F.D
Report Date: 20-May-2002 09:58

QC Flag Legend

a - Target compound detected but, quantitated amount
Below Limit Of Quantitation(BLOQ).

Data File: \\AVOCARDRO-USERDATA\Organic\svoa\E2.1\020515F.P\E2D0548F.D

Date: 16-MAY-2002 23:44

Client ID: AR1248RE

Sample Info: AR1248RE,AR1248RE,,ar1248,sub

Volume Injected (ul): 1.0

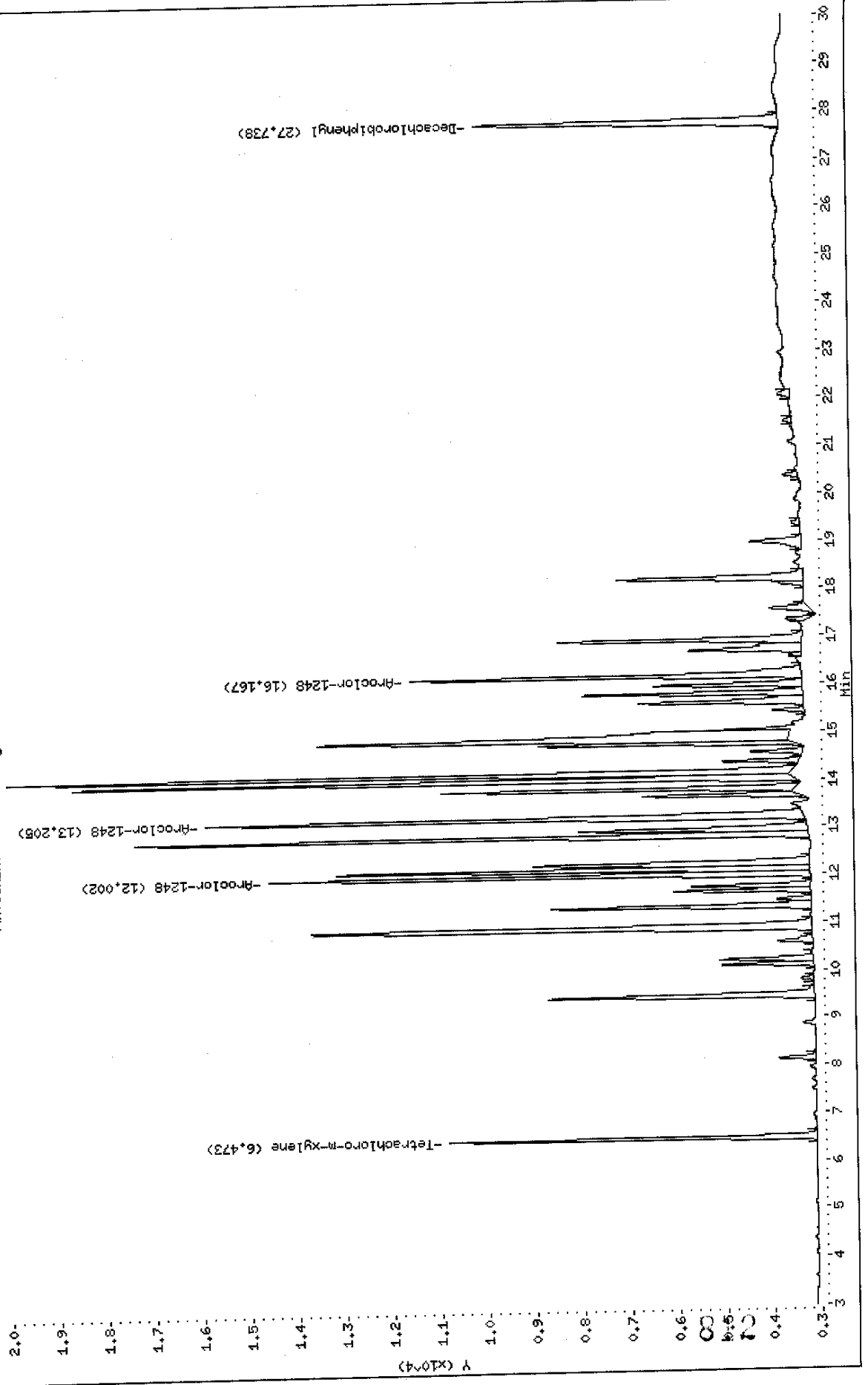
Column phase: RtxCLPPast 2

Instrument: E2.1

Operator: GHL

Column diameter: 0.53

\\AVOCARDRO-USERDATA\Organic\svoa\E2.1\020515F.P\E2D0548F.D



Data File: \\NAVOGARD\RO\USERDATA\Organic\svosa\E2.1\020515R.F\E2D0548R.D

Date: 16-MAY-2002 23:44

Client ID: AR1248RE

Sample Info: AR1248RE,AR1248RE,,ar1248.sub

Volume Injected (ul): 1.0

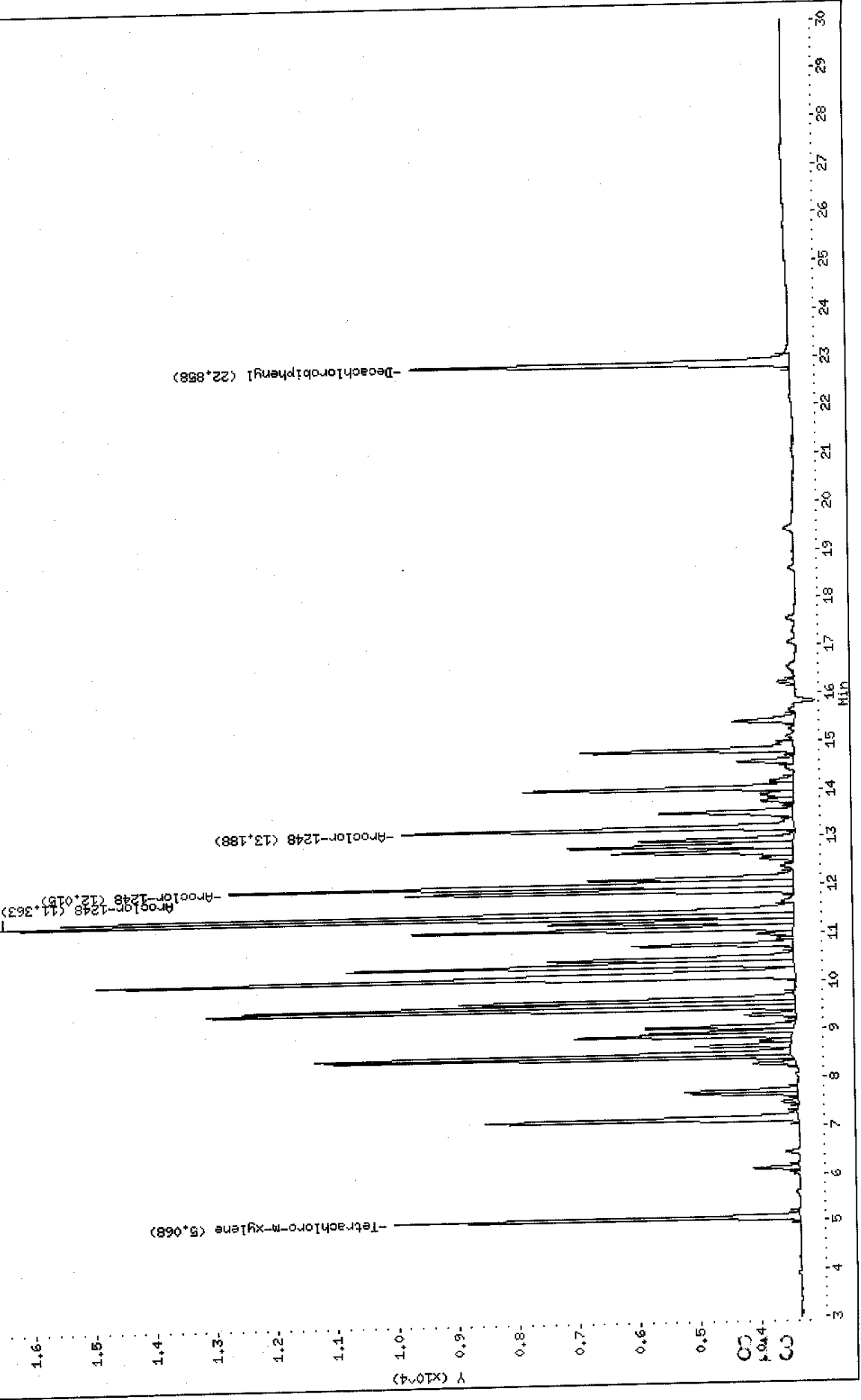
Column phase: RtxCLPPest

Instrument: E2.1

Operator: GHL

Column diameter: 0.53

\\NAVOGARD\RO\USERDATA\Organic\svosa\E2.1\020515R.F\E2D0548R.D



Data File: E2D0548F.D
 Report Date: 20-May-2002 09:58

Mitkem Corporation

Sample #1 : \\AVOGADRO\USERDATA\Organic\svoa\E2.i\020515F.B\E2D0548F.D
 Sample #2 : \\AVOGADRO\USERDATA\Organic\svoa\E2.i\020515R.B\E2D0548R.D
 Inj Date : 16-MAY-2002 23:44
 Sample Info: AR1248RE,AR1248RE,,ar1248.sub
 Misc Info : 2,3,,1
 Cal Date : 17-MAY-2002 07:22
 Operator : GML
 Inst ID : E2.i
 Dil Factor : 1.000000

Method #1 : \\AVOGADRO\USERDATA\Organic\svoa\E2.i\020515F.B\E2_PCB_F.m
 Method #2 : \\AVOGADRO\USERDATA\Organic\svoa\E2.i\020515R.B\E2_PCB_R.m
 Sub List #1 : ar1248.sub
 Sub List #2 : ar1248.sub
 Col #1 Phase : RtxCLPPest 2
 Col #2 Phase : RtxCLPPest

Concentration Formula: Amt * DF * Uf * Vt / (Vo * Vi)

Name	Value	Description
DF	1.000	Dilution Factor
Uf	1.000	Correction factor
Vt	10000.000	Volume of final extract (uL)
Vo	1000.000	Volume of sample extracted (ml)
Vi	1.000	Volume injected (uL)

Compound	RT#1	RT#2	Resp#1	Resp#2	Conc#1 (ug/L)	Conc#2 (ug/L)	Target Range	Ratio
Tetrachloro-m-xylene	6.473	5.068	7703	6710	0.022	0.021		100.00(a)
Aroclor-1248	12.002	11.363	11371	13125	1.0	1.00	80.00- 120.00	100.00
	13.205	12.015	12588	9353	1.1	0.99	90.53- 130.53	110.70
	16.167	13.188	8229	6503	1.1	0.99	51.03- 91.03	72.37
Decachlorobiphenyl	27.738	22.858	Average of Peak Amounts = 6397	6278	1.1	0.99		
					0.025	0.023		100.00(a)

QC Flag Legend

a - Target compound detected but, quantitated amount
 Below Limit Of Quantitation(BLOQ).

37X
5/24/02

Data File: E2D0550F.D
 Report Date: 20-May-2002 09:58

Mitkem Corporation

Sample #1 : \\AVOGADRO\USERDATA\Organic\svoa\E2.i\020515F.B\E2D0550F.D
 Sample #2 : \\AVOGADRO\USERDATA\Organic\svoa\E2.i\020515R.B\E2D0550R.D
 Inj Date : 17-MAY-2002 00:50
 Sample Info: AR1660RE,AR1660RE,,ar1660.sub
 Misc Info : 2,3,,1
 Cal Date : 17-MAY-2002 07:22
 Operator : GML
 Inst ID : E2.i
 Dil Factor : 1.000000

Method #1 : \\AVOGADRO\USERDATA\Organic\svoa\E2.i\020515F.B\E2_PCB_F.m
 Method #2 : \\AVOGADRO\USERDATA\Organic\svoa\E2.i\020515R.B\E2_PCB_R.m
 Sub List #1 : ar1660.sub
 Sub List #2 : ar1660.sub
 Col #1 Phase : RtxCLPPest 2
 Col #2 Phase : RtxCLPPest

Concentration Formula: $\text{Amt} * \text{DF} * \text{Uf} * \text{Vt} / (\text{Vo} * \text{Vi})$

Name	Value	Description
DF	1.000	Dilution Factor
Uf	1.000	Correction factor
Vt	10000.000	Volume of final extract (uL)
Vo	1000.000	Volume of sample extracted (ml)
Vi	1.000	Volume injected (uL)

Compound	RT#1	RT#2	Resp#1	Resp#2	Conc#1 (ug/L)	Conc#2 (ug/L)	Target Range	Ratio
Tetrachloro-m-xylene	6.473	5.068	7295	6700	0.021	0.021		100.00 (a)
Aroclor-1016	9.455	7.142	12629	12071	1.0	0.98	80.00- 120.00	100.00
	10.907	8.492	21892	17296	1.1	1.0	152.69- 192.69	173.35
	11.337	10.098	11736	8563	1.0	0.99	72.81- 112.81	92.93
	Average of Peak Amounts =				1.0	0.99		
Decachlorobiphenyl	27.742	22.857	5475	5231	0.021	0.019		100.00 (a)
Aroclor-1260	17.570	15.400	20967	20379	1.0	1.0	80.00- 120.00	100.00
	20.498	16.488	14084	12417	1.0	0.98	46.86- 86.86	67.17
	21.515	18.605	29881	12444	1.1	1.0	122.10- 162.10	142.51
	Average of Peak Amounts =				1.0	0.99		

5/22/02

Data File: E2D0550F.D
Report Date: 20-May-2002 09:58

QC Flag Legend

a - Target compound detected but, quantitated amount
Below Limit Of Quantitation(BLOQ).

Data File: \\AVOGADRO\USERDATA\Organic\svoa\E2.i\020515F.B\E2I0555F.D

Date : 17-MAY-2002 03:35

Client ID: AR1248RF

Sample Info: AR1248RF,AR1248RF,,ar1248.sub

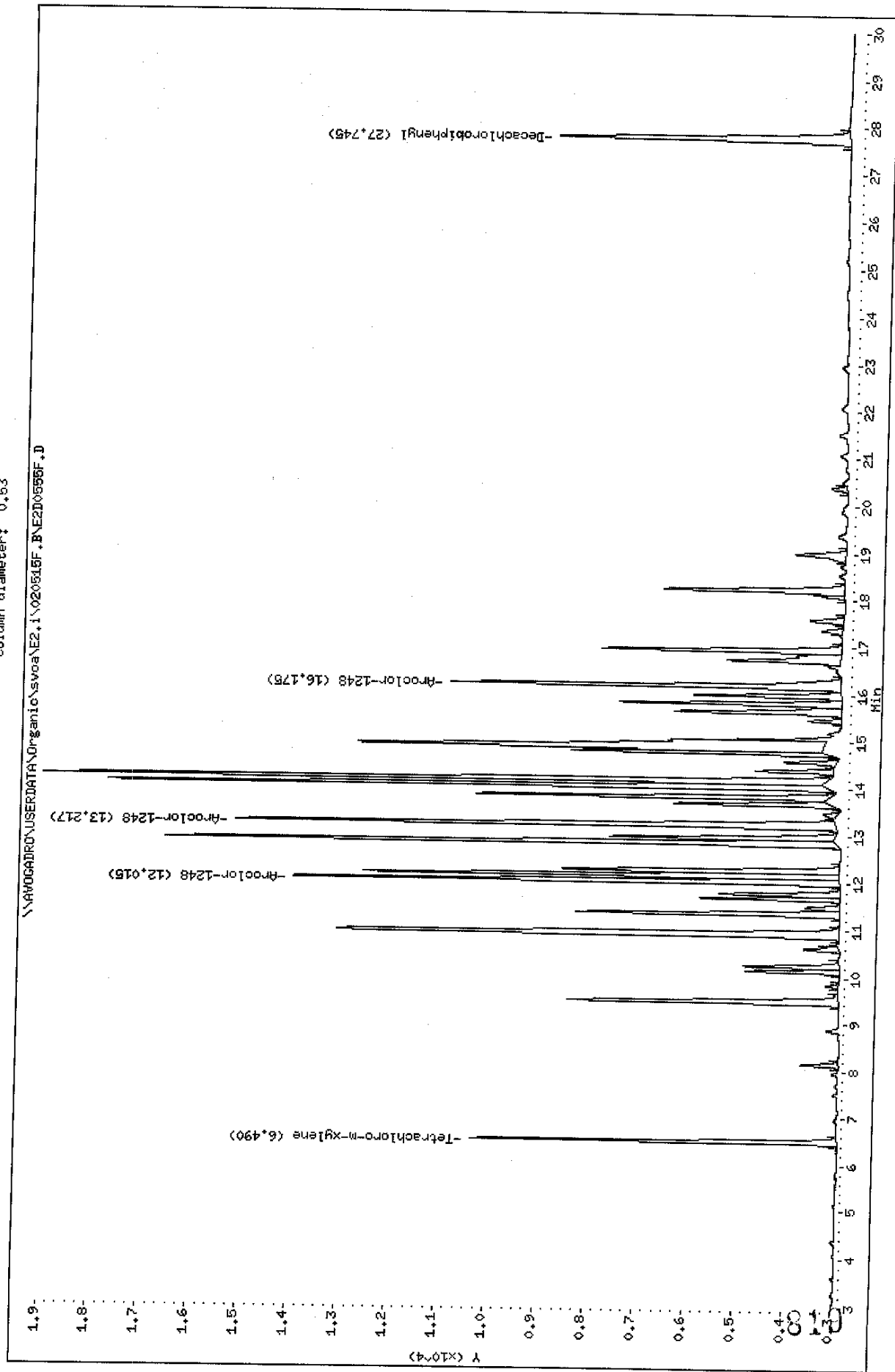
Volume Injected (uL): 1.0

Column phase: Rt:CLPest 2

Instrument: E2.i

Operator: GHL

Column diameter: 0.53

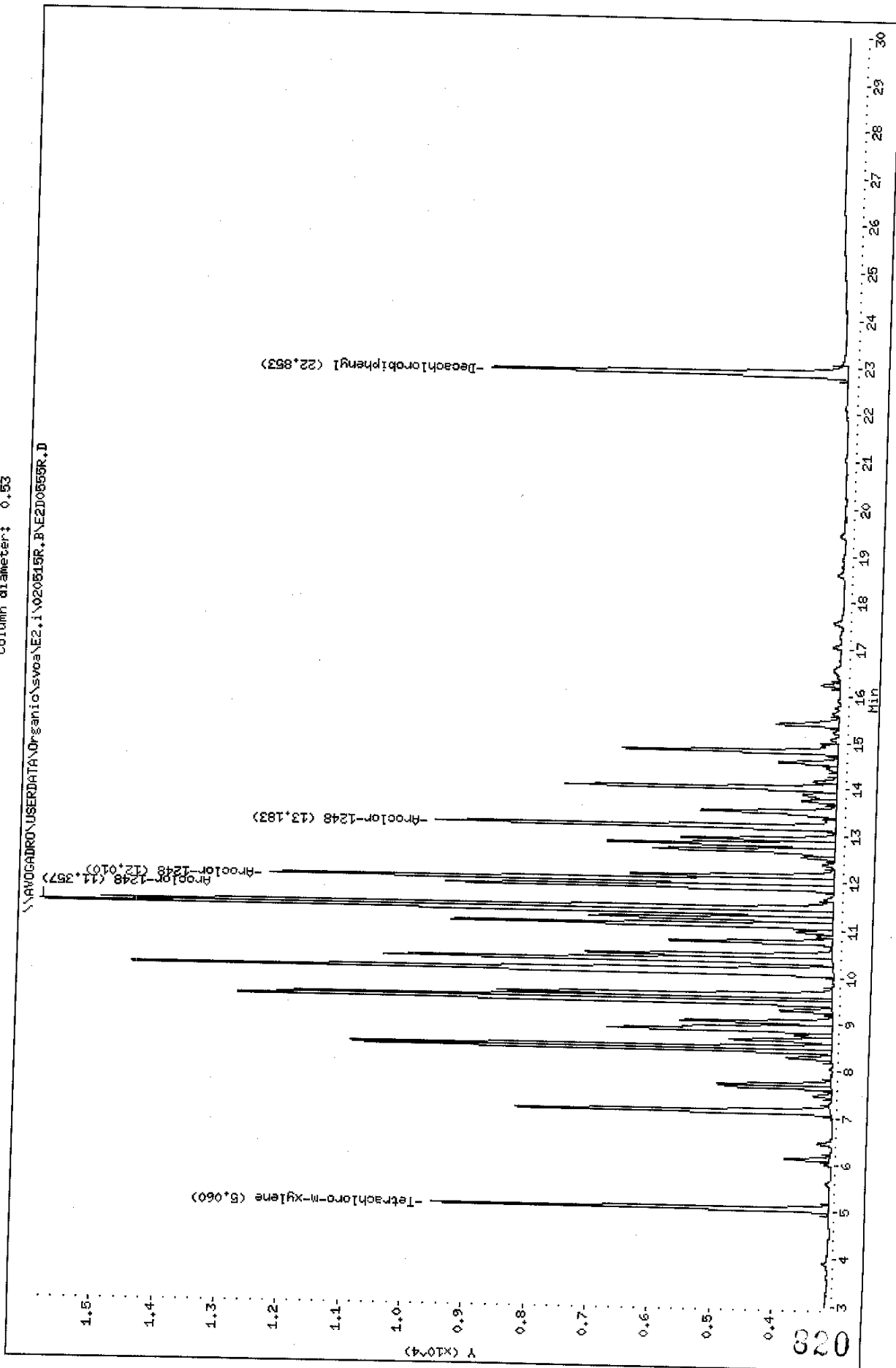


Data File: \\AV0GADRO\USERDATA\Organic\svos\E2.i\020515R.B\E2D0559R.D
Date : 17-MAY-2002 03:35
Client ID: AR1248RF
Sample Info: AR1248RF,AR1248RF,,ar1248,sub
Volume Injected (uL): 1.0
Column phase: RtxCLPPest

Instrument: E2.i

Operator: CHL

Column diameter: 0.53



Data File: E2D0555F.D
 Report Date: 20-May-2002 09:58

Mitkem Corporation

Sample #1 : \\AVOGADRO\USERDATA\Organic\svoa\E2.i\020515F.B\E2D0555F.D
 Sample #2 : \\AVOGADRO\USERDATA\Organic\svoa\E2.i\020515R.B\E2D0555R.D
 Inj Date : 17-MAY-2002 03:35
 Sample Info: AR1248RF,AR1248RF,,ar1248.sub
 Misc Info : 2,3,,1
 Cal Date : 17-MAY-2002 09:44
 Operator : GML
 Inst ID : E2.i
 Dil Factor : 1.000000

Method #1 : \\AVOGADRO\USERDATA\Organic\svoa\E2.i\020515F.B\E2_PCB_F.m
 Method #2 : \\AVOGADRO\USERDATA\Organic\svoa\E2.i\020515R.B\E2_PCB_R.m
 Sub List #1 : ar1248.sub
 Sub List #2 : ar1248.sub
 Col #1 Phase : RtxCLPPest 2
 Col #2 Phase : RtxCLPPest

Concentration Formula: $\text{Amt} * \text{DF} * \text{Uf} * \text{Vt} / (\text{Vo} * \text{Vi})$

Name	Value	Description
DF	1.000	Dilution Factor
Uf	1.000	Correction factor
Vt	10000.000	Volume of final extract (uL)
Vo	1000.000	Volume of sample extracted (ml)
Vi	1.000	Volume injected (uL)

Compound	RT#1	RT#2	Resp#1	Resp#2	Conc#1 (ug/L)	Conc#2 (ug/L)	Target Range	Ratio
Tetrachloro-m-xylene	6.490	5.060	7386	6409	0.022	0.020		100.00 (a)
Aroclor-1248	12.015	11.357	11019	12777	1.0	0.97	80.00- 120.00	100.00
	13.217	12.010	12115	9102	1.0	0.96	90.53- 130.53	109.95
	16.175	13.183	7867	6450	1.0	0.98	51.03- 91.03	71.39
	Average of Peak Amounts =				1.0	0.97		
Decachlorobiphenyl	27.745	22.853	5838	5757	0.023	0.021		100.00 (a)

5/21/02

QC Flag Legend

a - Target compound detected but, quantitated amount
 Below Limit Of Quantitation(BLOQ).


Data File: \\AVOCADRO\USERDATA\Organic\svoa\E2.i\020915F.B\E2D0957F.D
 Date: 17-MAY-2002 08:16
 Client ID: AR1660RF
 Sample Info: AR1660RE,AR1660RE,,ar1660.sub
 Volume Injected (uL): 1.0
 Column phase: RtxCLPPest 2

Instrument: E2.i

Operator: GHL

Column diameter: 0.53

\\AVOCADRO\USERDATA\Organic\svoa\E2.i\020915F.B\E2D0957F.D

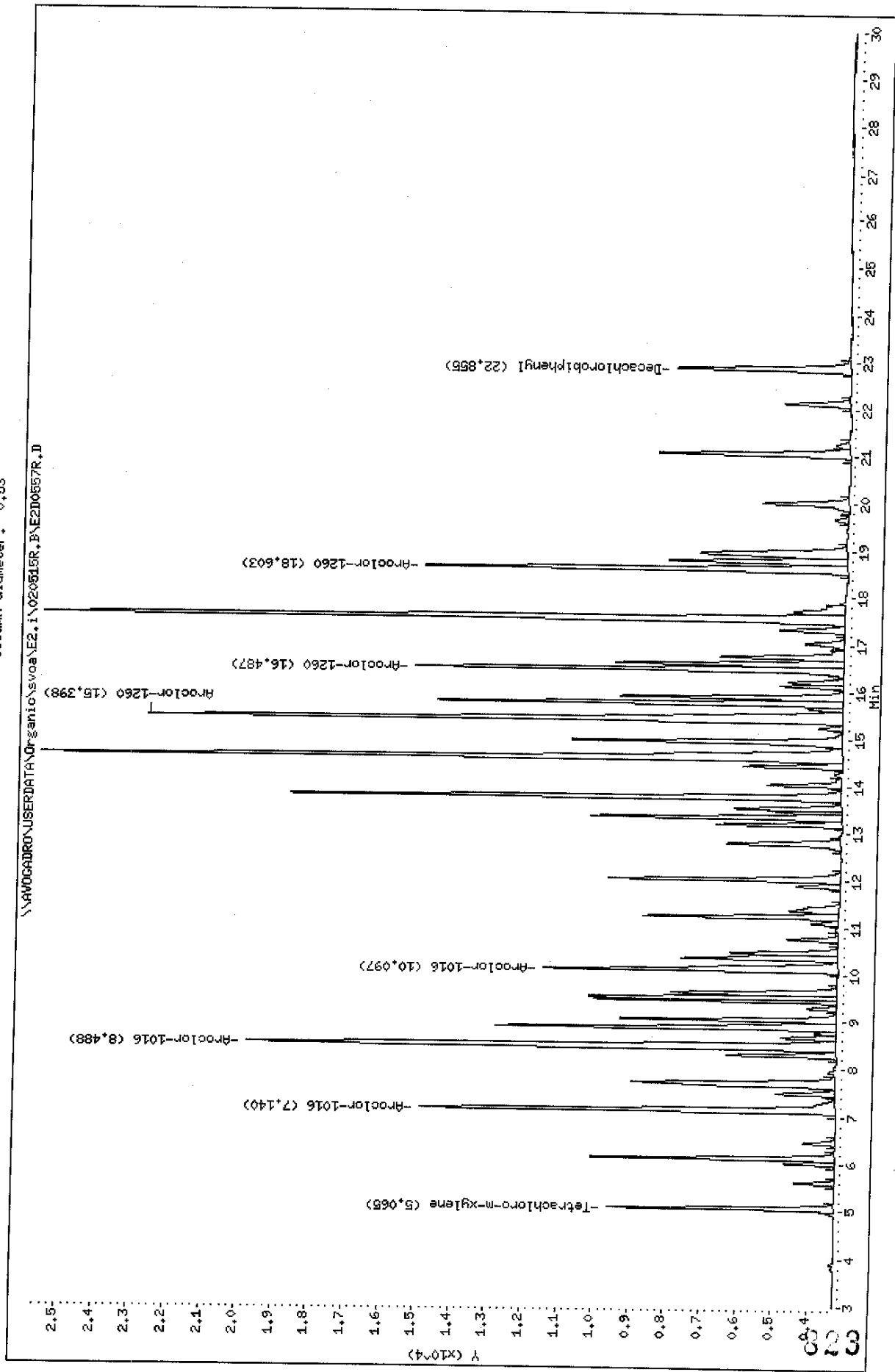


Data File: \\AVOCADRO\USERDATA\Organic\svoa\E2.1\020515R.B\E2D0557R.D
 Date: 17-MAY-2002 08:16
 Client ID: AR1660RF
 Sample Info: AR1660RE,AR1660RE,,ar1660,sub
 Volume Injected (uL): 1.0
 Column phase: RtxCLPPest

Instrument: E2.1

Operator: GHL

Column diameter: 0.53



Data File: E2D0557F.D
 Report Date: 20-May-2002 09:59

Mitkem Corporation

Sample #1 : \\AVOGADRO\USERDATA\Organic\svoa\E2.i\020515F.B\E2D0557F.D
 Sample #2 : \\AVOGADRO\USERDATA\Organic\svoa\E2.i\020515R.B\E2D0557R.D
 Inj Date : 17-MAY-2002 08:16
 Sample Info: AR1660RE,AR1660RE,,ar1660.sub
 Misc Info : 2,3,,1
 Cal Date : 17-MAY-2002 09:44
 Operator : GML
 Inst ID : E2.i
 Dil Factor : 1.000000

Method #1 : \\AVOGADRO\USERDATA\Organic\svoa\E2.i\020515F.B\E2_PCB_F.m
 Method #2 : \\AVOGADRO\USERDATA\Organic\svoa\E2.i\020515R.B\E2_PCB_R.m
 Sub List #1 : ar1660.sub
 Sub List #2 : ar1660.sub
 Col #1 Phase : RtxCLPPest 2
 Col #2 Phase : RtxCLPPest

Concentration Formula: $\text{Amt} * \text{DF} * \text{Uf} * \text{Vt} / (\text{Vo} * \text{Vi})$

Name	Value	Description
DF	1.000	Dilution Factor
Uf	1.000	Correction factor
Vt	10000.000	Volume of final extract (uL)
Vo	1000.000	Volume of sample extracted (ml)
Vi	1.000	Volume injected (uL)

Compound	RT#1	RT#2	Resp#1	Resp#2	Conc#1 (ug/L)	Conc#2 (ug/L)	Target Range	Ratio
Tetrachloro-m-xylene	6.472	5.065	6826	6296	0.020	0.019		100.00 (a)
Aroclor-1016	9.453	7.140	12150	11621	0.99	0.94	80.00- 120.00	100.00
	10.907	8.488	20790	16470	1.0	0.96	152.69- 192.69	171.11
	11.335	10.097	11157	8238	1.0	0.95	72.81- 112.81	91.83
	Average of Peak Amounts =				1.00	0.95		
Decachlorobiphenyl	27.738	22.855	4983	4844	0.019	0.018		100.00 (a)
Aroclor-1260	17.570	15.398	19904	19377	1.0	0.96	80.00- 120.00	100.00
	20.497	16.487	13518	11926	1.0	0.94	46.86- 86.86	67.92
	21.512	18.603	28161	11788	1.0	0.95	122.10- 162.10	141.48
	Average of Peak Amounts =				1.0	0.95		

577/2/02

Data File: E2D0557F.D
Report Date: 20-May-2002 09:59

QC Flag Legend

a - Target compound detected but, quantitated amount
Below Limit Of Quantitation(BLOQ).

Data File: \\NAVOGADRO\USERDATA\Organic\svoa\E2.1\020515F.B\E2D0569F.D

Date : 17-MAY-2002 14:56

Client ID: AR1248RE

Sample Info: AR1248RE,AR1248RE,,ar-1248.sub

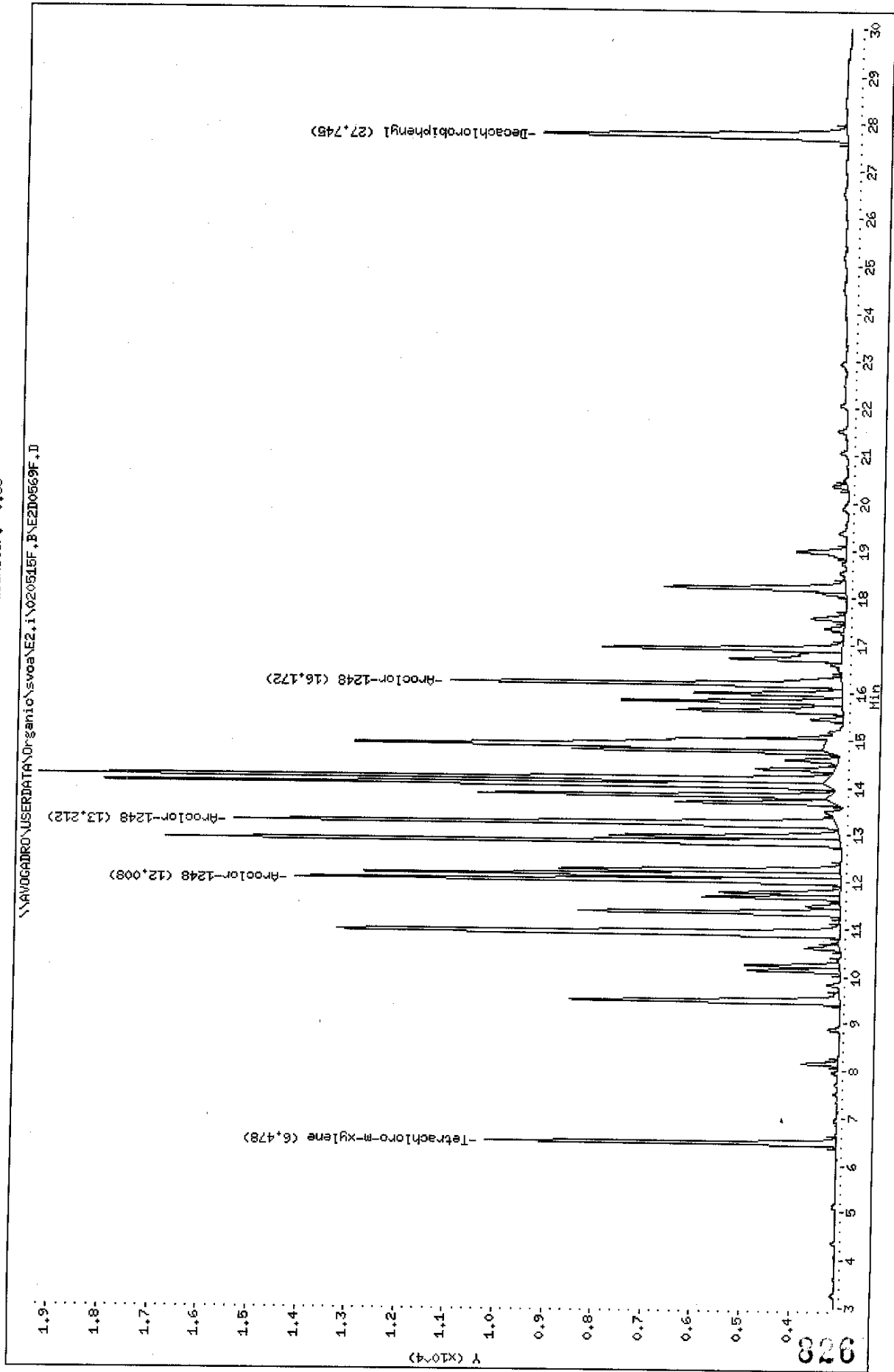
Volume Injected (uL): 1.0

Column phase: RtxCLPest 2

Instrument: E2.1

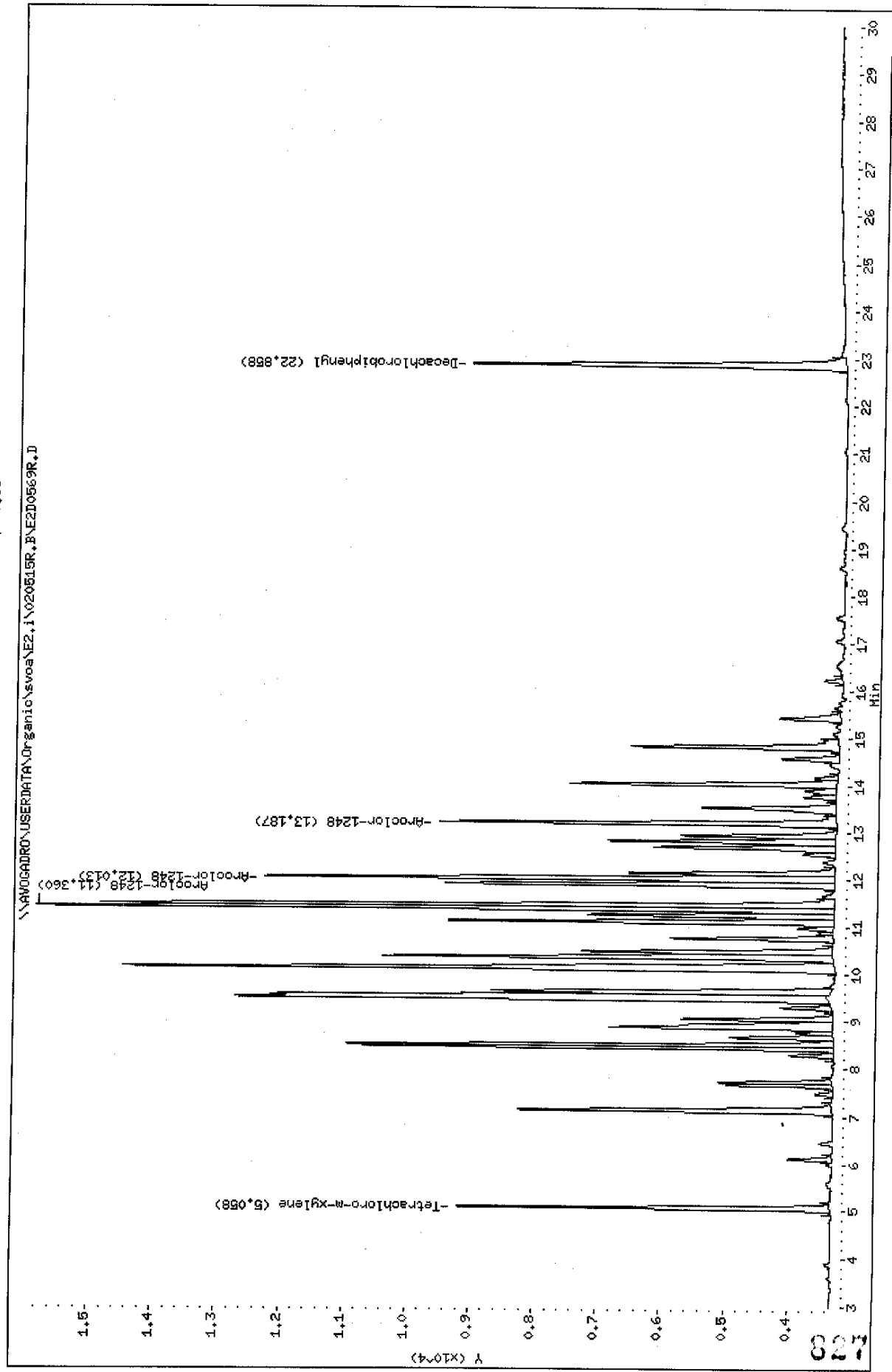
Operator: GHL

Column diameter: 0.53



Data File: \\AVOCADRO\USERDATA\Organic\svoa\E2.i\020515R.B\E2I0569R.D
Date: 17-MAY-2002 14:56
Client ID: AR1248RE
Sample Info: AR1248RE,AR1248RE,,ar1248.sub
Volume Injected (uL): 1.0
Column phase: RtxCLPPest

Instrument: E2.i
Operator: GML
Column diameter: 0.53



Data File: E2D0569F.D
 Report Date: 20-May-2002 09:59

Mitkem Corporation

Sample #1 : \\AVOGADRO\USERDATA\Organic\svoa\E2.i\020515F.B\E2D0569F.D
 Sample #2 : \\AVOGADRO\USERDATA\Organic\svoa\E2.i\020515R.B\E2D0569R.D
 Inj Date : 17-MAY-2002 14:56
 Sample Info: AR1248RE,AR1248RE,,ar1248.sub
 Misc Info : 2,3,,1
 Cal Date : 20-MAY-2002 07:46
 Operator : GML
 Inst ID : E2.i
 Dil Factor : 1.000000

Method #1 : \\AVOGADRO\USERDATA\Organic\svoa\E2.i\020515F.B\E2_PCB_F.m
 Method #2 : \\AVOGADRO\USERDATA\Organic\svoa\E2.i\020515R.B\E2_PCB_R.m
 Sub List #1 : ar1248.sub
 Sub List #2 : ar1248.sub
 Col #1 Phase : RtxCLPPest 2
 Col #2 Phase : RtxCLPPest

Concentration Formula: $Amt * DF * Uf * Vt / (Vo * Vi)$

Name	Value	Description
DF	1.000	Dilution Factor
Uf	1.000	Correction factor
Vt	10000.000	Volume of final extract (uL)
Vo	1000.000	Volume of sample extracted (ml)
Vi	1.000	Volume injected (uL)

Compound	RT#1	RT#2	Resp#1	Resp#2	Conc#1 (ug/L)	Conc#2 (ug/L)	Target Range	Ratio
Tetrachloro-m-xylene	6.478	5.058	7087	5847	0.021	0.018		100.00 (a)
Aroclor-1248	12.008	11.360	11058	12510	1.0	0.95	80.00- 120.00	100.00
	13.212	12.013	12206	8957	1.0	0.95	90.53- 130.53	110.38
	16.172	13.187	7903	6224	1.0	0.95	51.03- 91.03	71.47
	Average of Peak Amounts =				1.0	0.95		
Decachlorobiphenyl	27.745	22.858	6134	5849	0.024	0.021		100.00 (a)

5/20/02

QC Flag Legend

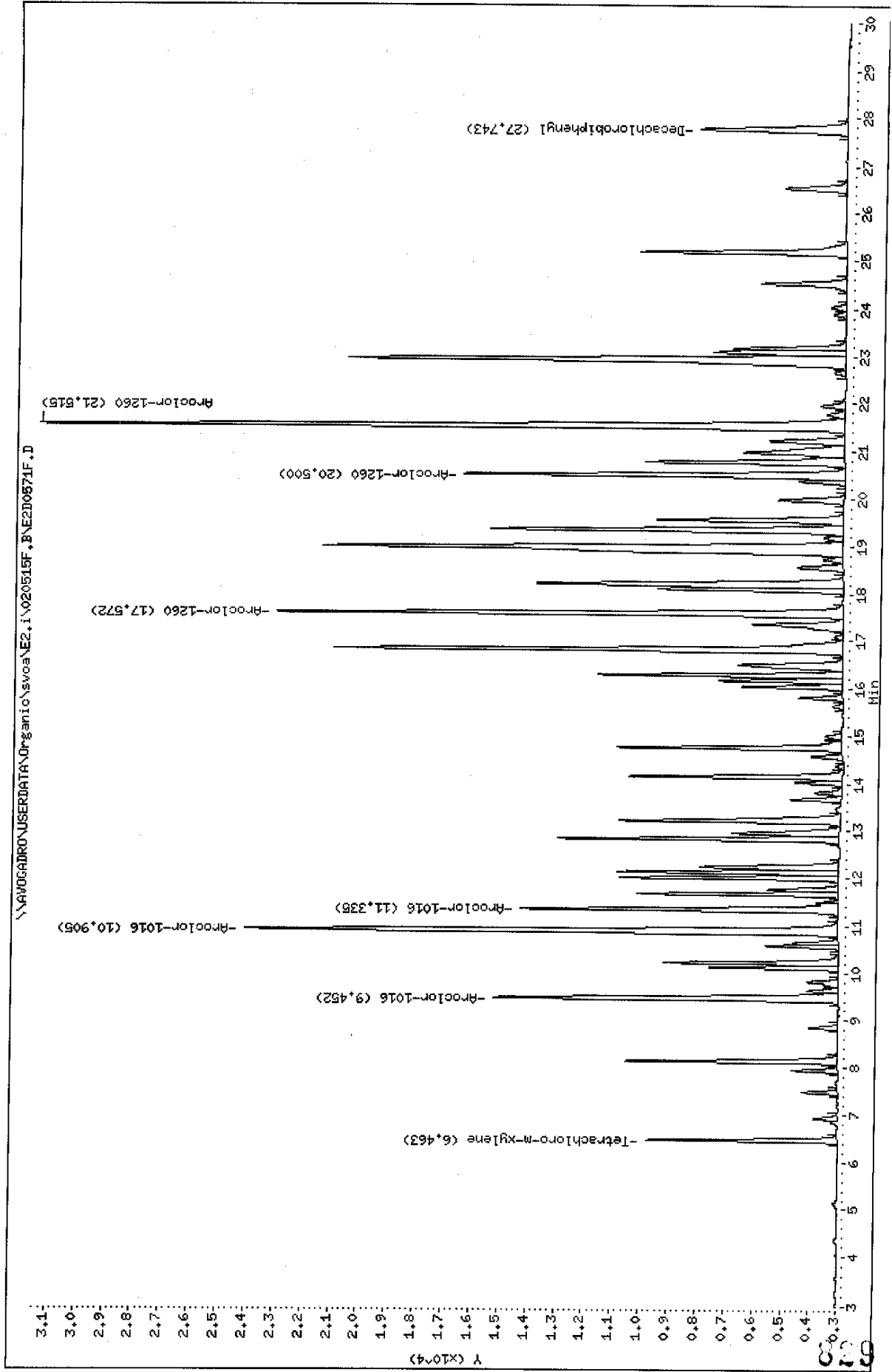
a - Target compound detected but, quantitated amount
 Below Limit Of Quantitation(BLOQ).

Data File: \\AVOCADRO\USERDATA\Organic\svoa\E2.1\020515F.B\E2D0571F.D
Date: 17-May-2002 16:08
Client ID: AR1660RE
Sample Info: AR1660RE,AR1660RE,,ar1660.sub
Volume Injected (uL): 1.0
Column phase: RtxCLPest 2

Instrument: E2.1

Operator: GHL

Column diameter: 0.53



Data File: \\AVOCADRO\USERDATA\Organic\svoa\E2.1\020515R.B\E2D0571R.D

Date : 17-MAY-2002 16:08

Client ID: AR1660RE

Sample Info: AR1660RE,AR1660RE,,ar1660.sub

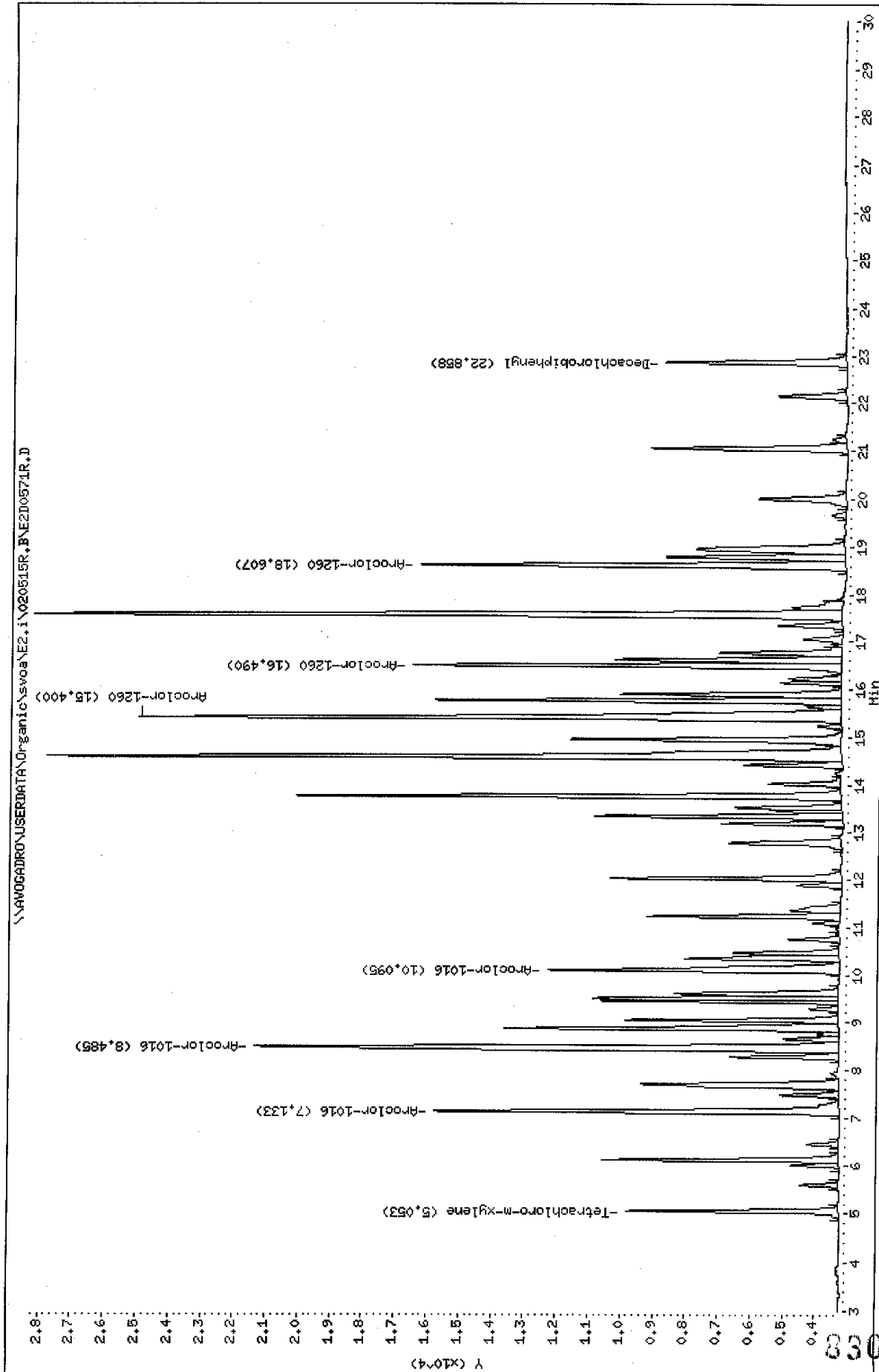
Volume Injected (uL): 1.0

Column phase: RtxCLPest

Instrument: E2.1

Operator: GHL

Column diameter: 0.53



Data File: E2D0571F.D
 Report Date: 20-May-2002 09:59

Mitkem Corporation

Sample #1 : \\AVOGADRO\USERDATA\Organic\svoa\E2.i\020515F.B\E2D0571F.D
 Sample #2 : \\AVOGADRO\USERDATA\Organic\svoa\E2.i\020515R.B\E2D0571R.D
 Inj Date : 17-MAY-2002 16:08
 Sample Info: AR1660RE,AR1660RE,,ar1660.sub
 Misc Info : 2,3,,1
 Cal Date : 20-MAY-2002 07:46
 Operator : GML
 Inst ID : E2.i
 Dil Factor : 1.000000

Method #1 : \\AVOGADRO\USERDATA\Organic\svoa\E2.i\020515F.B\E2_PCB_F.m
 Method #2 : \\AVOGADRO\USERDATA\Organic\svoa\E2.i\020515R.B\E2_PCB_R.m
 Sub List #1 : ar1660.sub
 Sub List #2 : ar1660.sub
 Col #1 Phase : RtxCLPPest 2
 Col #2 Phase : RtxCLPPest

Concentration Formula: Amt * DF * Uf * Vt / (Vo * Vi)

Name	Value	Description
DF	1.000	Dilution Factor
Uf	1.000	Correction factor
Vt	10000.000	Volume of final extract (uL)
Vo	1000.000	Volume of sample extracted (ml)
Vi	1.000	Volume injected (uL)

Compound	RT#1	RT#2	Resp#1	Resp#2	Conc#1 (ug/L)	Conc#2 (ug/L)	Target Range	Ratio
Tetrachloro-m-xylene	6.463	5.053	6721	6559	0.020	0.020		100.00(a)
Aroclor-1016	9.452	7.133	12188	12510	0.99	1.0	80.00- 120.00	100.00
	10.905	8.485	21000	18084	1.0	1.0	152.69- 192.69	172.30
	11.335	10.095	11204	8980	1.0	1.0	72.81- 112.81	91.93
	Average of Peak Amounts =				1.00	1.0		
Decachlorobiphenyl	27.743	22.858	5167	5592	0.020	0.020		100.00(a)
Aroclor-1260	17.572	15.400	20020	21703	1.0	1.1	80.00- 120.00	100.00
	20.500	16.490	13450	13233	1.0	1.0	46.86- 86.86	67.18
	21.515	18.607	28396	13154	1.0	1.0	122.10- 162.10	141.84
	Average of Peak Amounts =				1.0	1.0		

JYC
6/10/02

Data File: E2D0571F.D
Report Date: 20-May-2002 09:59

QC Flag Legend

a - Target compound detected but, quantitated amount
Below Limit Of Quantitation(BLOQ).

FORM 1
PCB ORGANICS ANALYSIS DATA SHEET

CLIENT SAMPLE NO.

BBLK3A

Lab Name: MITKEM CORPORATION Contract:
 Lab Code: MITKEM Case No.: SAS No.: SDG No.: A0740
 Matrix: (soil/water) SOIL Lab Sample ID: B0514-BS3
 Sample wt/vol: 30.0 (g/mL) G Lab File ID: E2D0487F
 % Moisture: 0 decanted: (Y/N) N Date Received: _____
 Extraction: (SepF/Cont/Sonc) SONC Date Extracted: 05/14/02
 Concentrated Extract Volume: 10000 (uL) Date Analyzed: 05/15/02
 Injection Volume: 1.0 (uL) Dilution Factor: 1.0
 GPC Cleanup: (Y/N) N pH: ____ Sulfur Cleanup: (Y/N) Y

CAS NO.	COMPOUND	CONCENTRATION UNITS: (ug/L or ug/Kg) UG/KG		Q
12674-11-2-----	Aroclor-1016	33	U	
11104-28-2-----	Aroclor-1221	33	U	
11141-16-5-----	Aroclor-1232	33	U	
53469-21-9-----	Aroclor-1242	33	U	
12672-29-6-----	Aroclor-1248	33	U	
11097-69-1-----	Aroclor-1254	33	U	
11096-82-5-----	Aroclor-1260	33	U	

Data File: \\AVOCARDRO\USERDATA\Organic\svoa\E2.i\020515F.BAE2D0487F.D

Date: 15-May-2002 13:14

Client ID: BBLK3A

Sample Info: B0514-B53,BBLK3A,B0514-B53.pcb.sub,,

Volume Injected (uL): 1.0

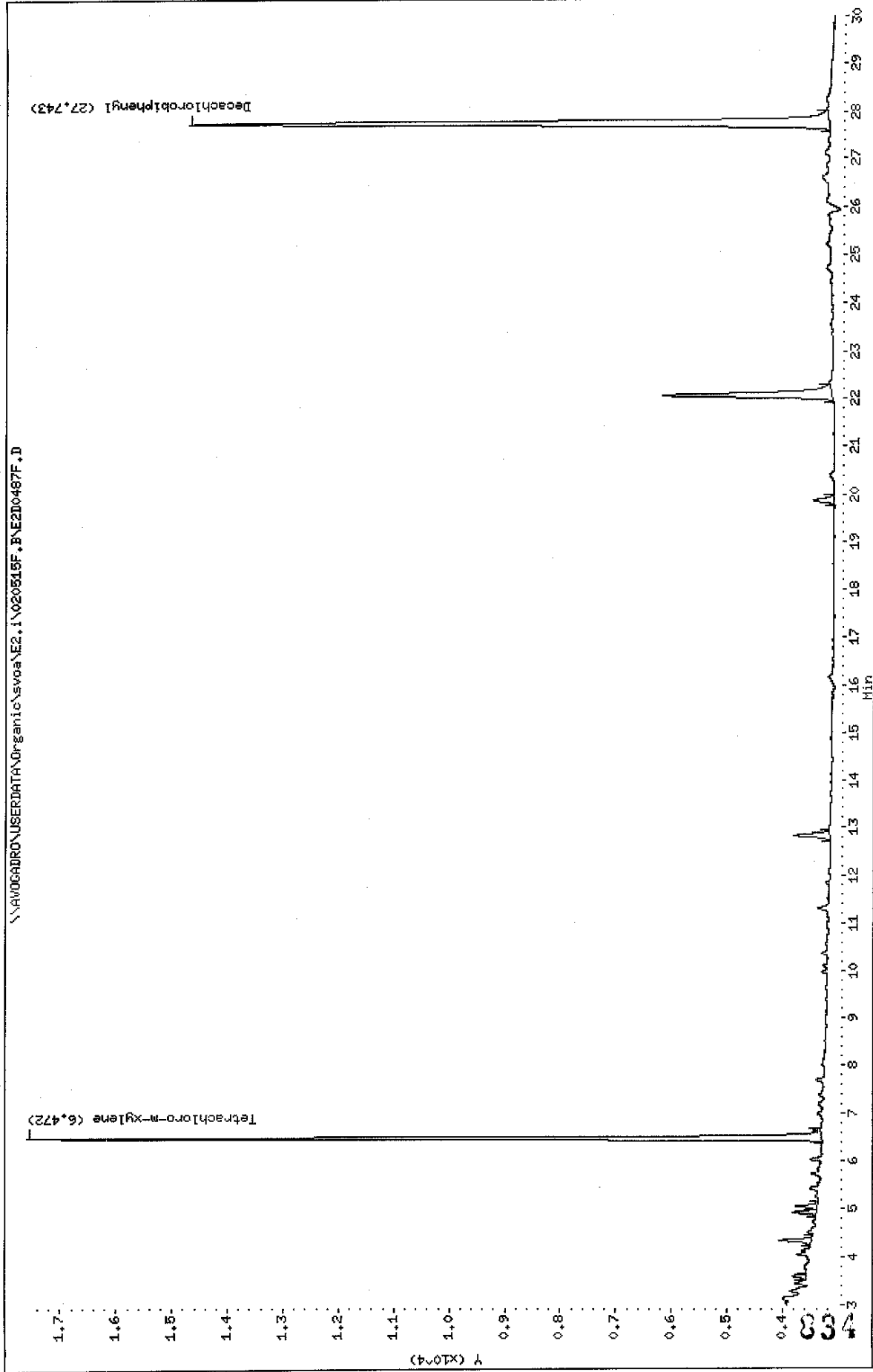
Column phase: RtxCLPPest 2

Instrument: E2.i

Operator: GHL

Column diameter: 0.53

\\AVOCARDRO\USERDATA\Organic\svoa\E2.i\020515F.BAE2D0487F.D



Data File: \\AVOCADRO\USERDATA\Organic\svoa\E2.i\020515R.B\E2D0487R.D

Date : 15-MAY-2002 13:14

Client ID: EBLK3A

Sample Info: B0514-B53,EBLK3A,B0514-B53,pcb,sub,,

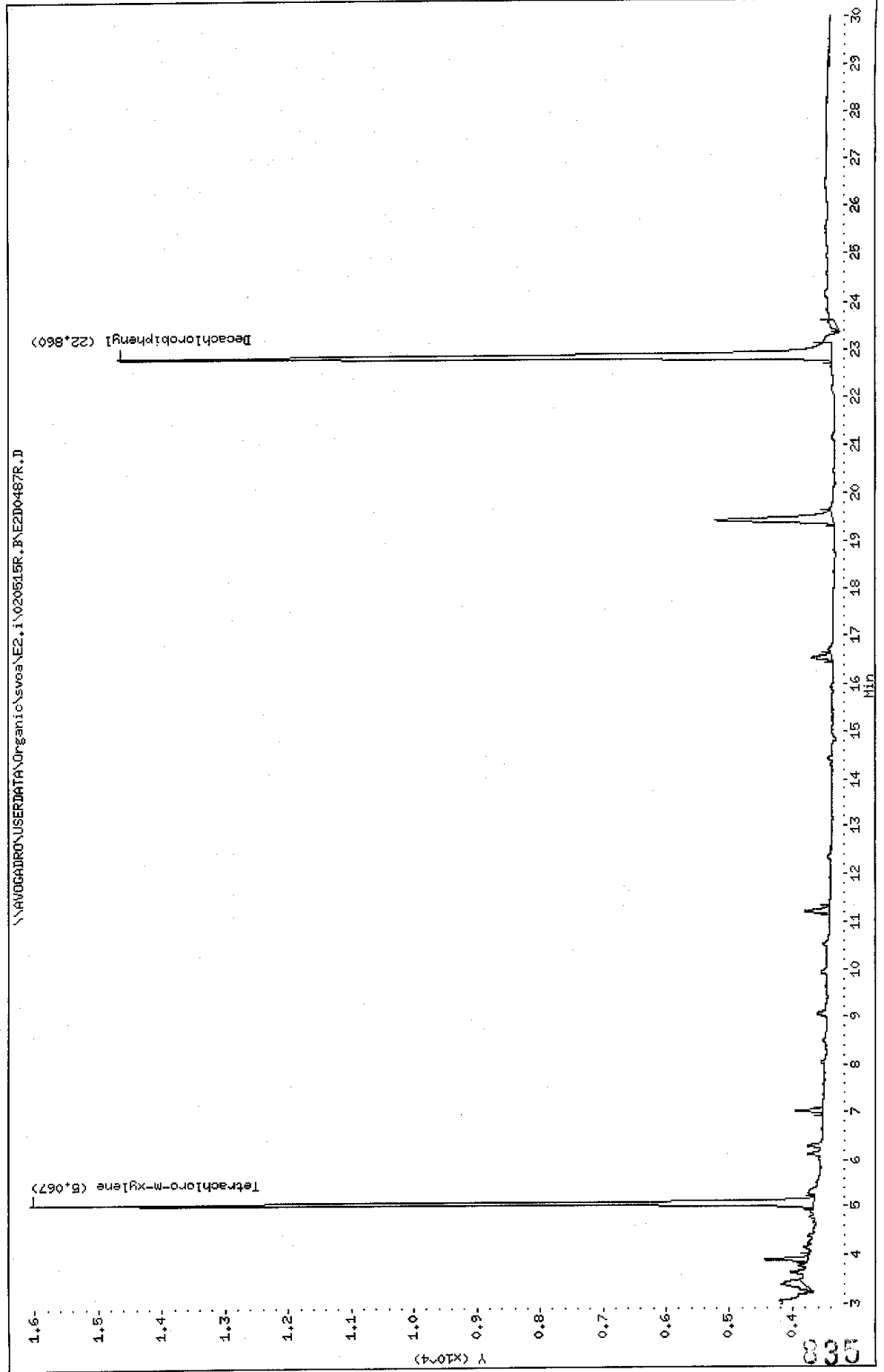
Volume Injected (ul): 1.0

Column phase: RtxCLPFest

Instrument: E2.i

Operator: CHL

Column diameter: 0.53



Data File: E2D0487F.D
 Report Date: 20-May-2002 09:57

Mitkem Corporation

Sample #1 : \\AVOGADRO\USERDATA\Organic\svoa\E2.i\020515F.B\E2D0487F.D
 Sample #2 : \\AVOGADRO\USERDATA\Organic\svoa\E2.i\020515R.B\E2D0487R.D
 Inj Date : 15-MAY-2002 13:14
 Sample Info: B0514-BS3,BBLK3A,B0514-BS3,pcb.sub,,
 Misc Info : 3,,BLANK,2,,,,,14-MAY-02,,A0740
 Cal Date : 17-MAY-2002 09:44
 Operator : GML
 Inst ID : E2.i
 Dil Factor : 1.000000

Method #1 : \\AVOGADRO\USERDATA\Organic\svoa\E2.i\020515F.B\E2_PCB_F.m
 Method #2 : \\AVOGADRO\USERDATA\Organic\svoa\E2.i\020515R.B\E2_PCB_R.m
 Sub List #1 : pcb.sub
 Sub List #2 : pcb.sub
 Col #1 Phase : RtxCLPPest 2
 Col #2 Phase : RtxCLPPest

Concentration Formula: Amt * DF * Uf * Vt / (Vi * Ws * (100 - M) / 100)

Name	Value	Description
DF	1.000	Dilution Factor
Uf	1.000	Correction factor
Vt	10000.000	Volume of final extract (uL) (1000 low, 2
Vi	1.000	Volume injected (uL)
Ws	30.000	Weight of sample extracted (g)
M	0.000	% Moisture

Compound	RT#1	RT#2	Resp#1	Resp#2	Conc#1 (ug/Kg)	Conc#2 (ug/Kg)	Target Range	Ratio
Tetrachloro-m-xylene	6.472	5.067	14283	12404	14	13		100.00
Decachlorobiphenyl	27.743	22.860	11505	11310	15	14		100.00

5/20/02

u

FORM 1
PCB ORGANICS ANALYSIS DATA SHEET

CLIENT SAMPLE NO.

B3ALCS

Lab Name: MITKEM CORPORATION Contract:
 Lab Code: MITKEM Case No.: SAS No.: SDG No.: A0740
 Matrix: (soil/water) SOIL Lab Sample ID: B0514-LS3
 Sample wt/vol: 30.0 (g/mL) G Lab File ID: E2D0489F
 % Moisture: 0 decanted: (Y/N) N Date Received: _____
 Extraction: (SepF/Cont/Sonc) SONC Date Extracted: 05/14/02
 Concentrated Extract Volume: 10000 (uL) Date Analyzed: 05/15/02
 Injection Volume: 1.0 (uL) Dilution Factor: 1.0
 GPC Cleanup: (Y/N) N pH: _____ Sulfur Cleanup: (Y/N) Y

CAS NO. COMPOUND CONCENTRATION UNITS:
(ug/L or ug/Kg) UG/KG Q

12674-11-2-----	Aroclor-1016	310	
11104-28-2-----	Aroclor-1221	33	U
11141-16-5-----	Aroclor-1232	33	U
53469-21-9-----	Aroclor-1242	33	U
12672-29-6-----	Aroclor-1248	33	U
11097-69-1-----	Aroclor-1254	33	U
11096-82-5-----	Aroclor-1260	320	

Data File: \\AVOCADRO\USERDATA\Organic\svoa\E2.i\020515F.BAE2D0489F.D

Date: 15-May-2002 14:52

Client ID: B3ALCS

Sample Info: B0514-L33.B3ALCS.B0514-B53.pcb.sub,,

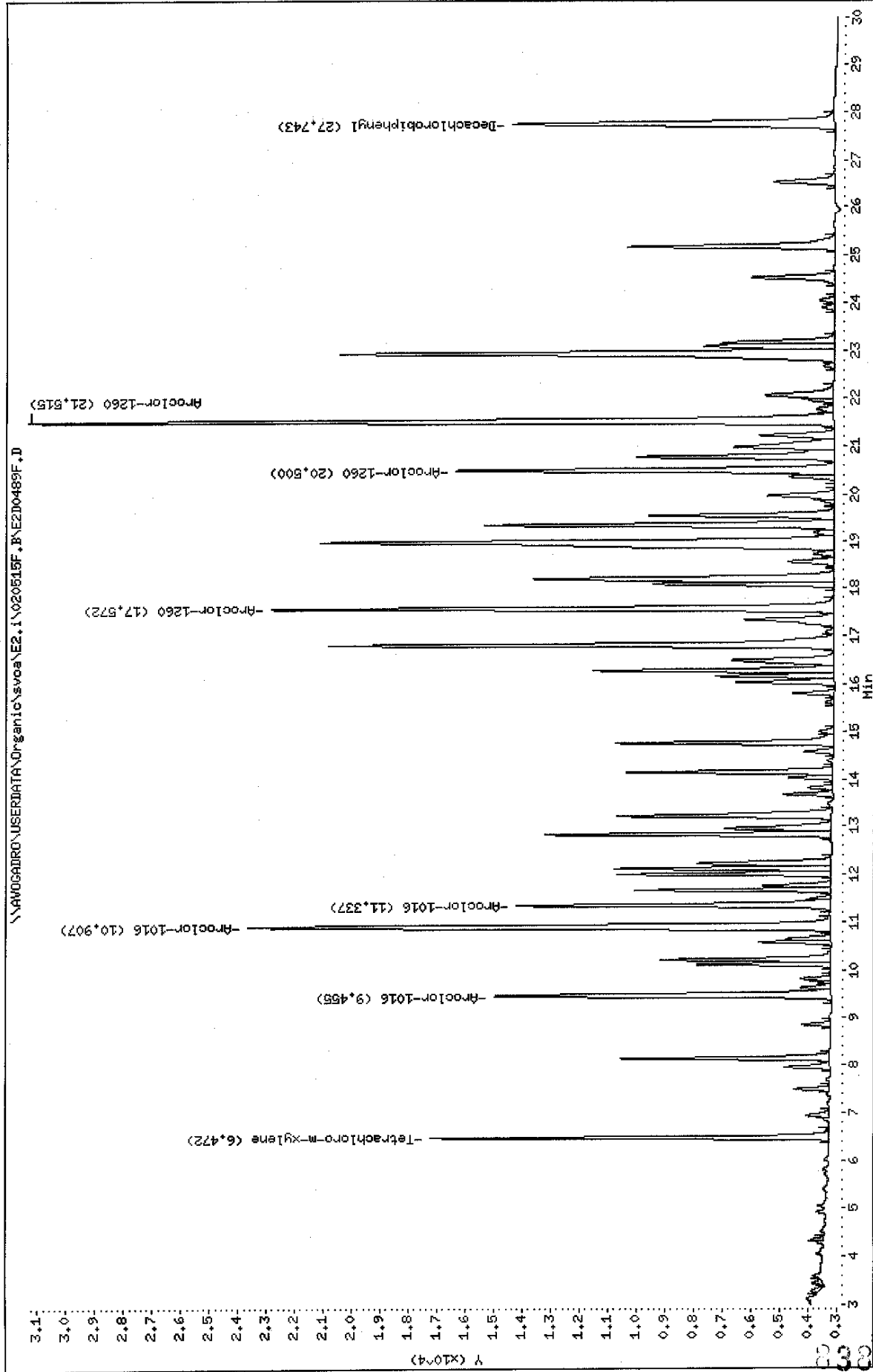
Volume Injected (uL): 1.0

Column phase: RtxCLPPest 2

Instrument: E2.i

Operator: CHL

Column diameter: 0.53



Data File: \\AVOCADRO\USERDATA\Organic\svoa\E2.i\020515R.BNE2D0489R.D

Date: 15-MAY-2002 14:52

Client ID: B3ALCS

Sample Info: B0514-LS3,B3ALCS,B0514-BS3,pob,sub,,

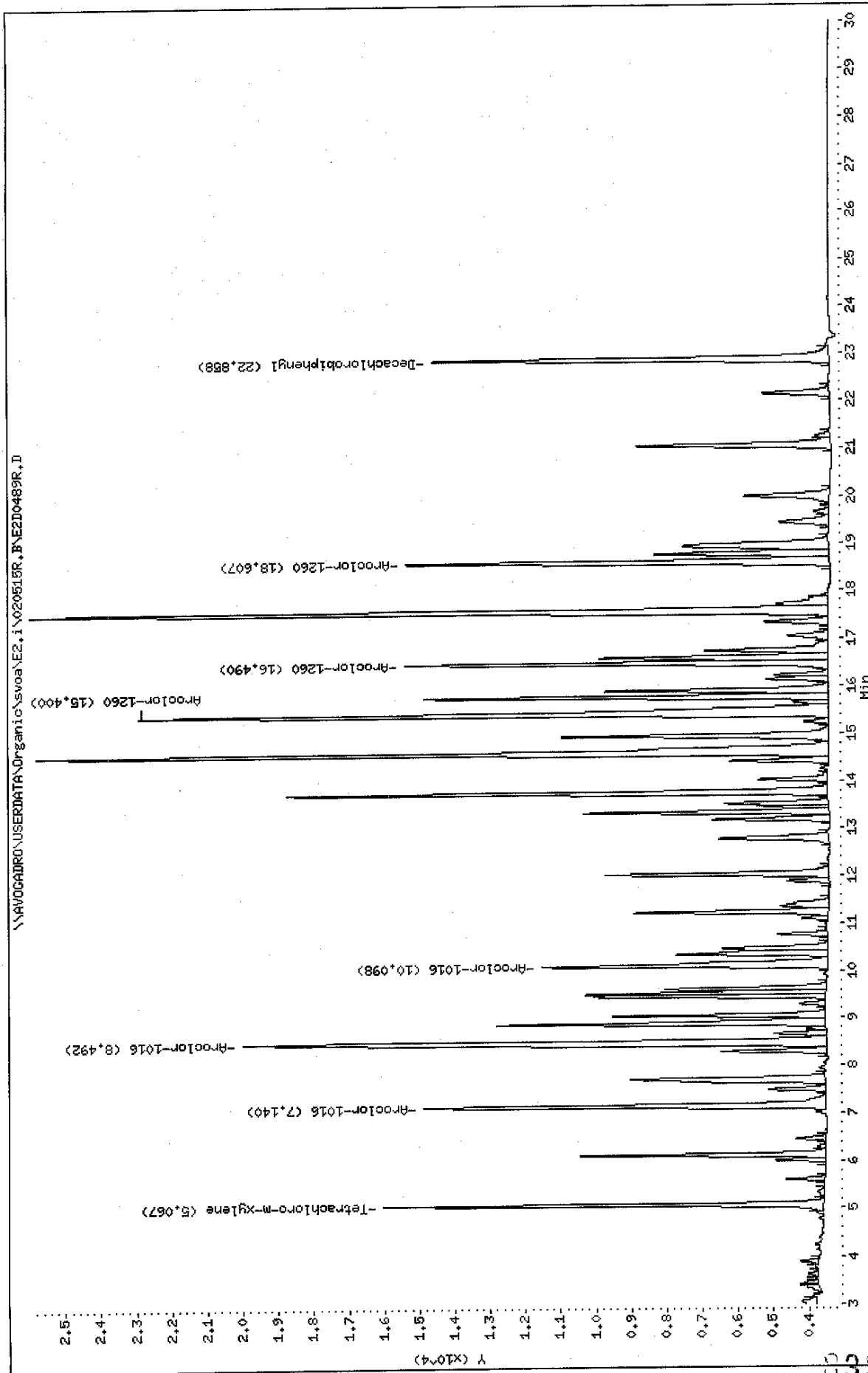
Volume Injected (uL): 1.0

Column phase: RtxCLPPest

Instrument: E2.i

Operator: GHL

Column diameter: 0.53



Data File: E2D0489F.D
 Report Date: 20-May-2002 09:57

Mitkem Corporation

Sample #1 : \\AVOGADRO\USERDATA\Organic\svoa\E2.i\020515F.B\E2D0489F.D
 Sample #2 : \\AVOGADRO\USERDATA\Organic\svoa\E2.i\020515R.B\E2D0489R.D
 Inj Date : 15-MAY-2002 14:52
 Sample Info: B0514-LS3,B3ALCS,B0514-BS3,pcb.sub,,
 Misc Info : 3,,LCS,2,,,,,,14-MAY-02,,A0740
 Cal Date : 17-MAY-2002 09:44
 Operator : GML
 Inst ID : E2.i
 Dil Factor : 1.000000

Method #1 : \\AVOGADRO\USERDATA\Organic\svoa\E2.i\020515F.B\E2_PCB_F.m
 Method #2 : \\AVOGADRO\USERDATA\Organic\svoa\E2.i\020515R.B\E2_PCB_R.m
 Sub List #1 : pcb.sub
 Sub List #2 : pcb.sub
 Col #1 Phase : RtxCLPPest 2
 Col #2 Phase : RtxCLPPest

Concentration Formula: Amt * DF * Uf * Vt/(Vi * Ws * (100 - M)/100)

Name	Value	Description
DF	1.000	Dilution Factor
Uf	1.000	Correction factor
Vt	10000.000	Volume of final extract (uL) (1000 low, 2
Vi	1.000	Volume injected (uL)
Ws	30.000	Weight of sample extracted (g)
M	0.000	% Moisture

Compound	RT#1	RT#2	Resp#1	Resp#2	Conc#1 (ug/Kg)	Conc#2 (ug/Kg)	Target Range	Ratio
Tetrachloro-m-xylene	6.472	5.067	13968	12451	14	13		100.00
Decachlorobiphenyl	27.743	22.858	11311	11225	15	14		100.00
Aroclor-1016	9.455	7.140	11783	11390	320	310	80.00- 120.00	100.00
	10.907	8.492	20441	16521	330	320	152.69- 192.69	173.48
	11.337	10.098	10991	8062	330	310	72.81- 112.81	93.28
	Average of Peak Amounts =				330	310		
Aroclor-1260	17.572	15.400	19723	19489	330	320	80.00- 120.00	100.00
	20.500	16.490	13263	11977	330	320	46.86- 86.86	67.25
	21.515	18.607	28184	12005	340	320	122.10- 162.10	142.90
	Average of Peak Amounts =				330	320		

MITKEM CORPORATION ORGANIC PREP - SAMPLE PREPARATION : PEST/PCB

Date:	Analysis:	Method & SOP #	Matrix:	Project(s)						
5-14-02	f082	Ag: 3510C (Soxh) 3520C (Liq/Liq) Soil: 3550B (Soxh) 3540C (Soxhlet) Other:	Aqueous <u>Sox</u> Oil	A0740						
Blank ID	LCS ID	Analyst	Witness	Solvent Lot #	Time Started:	Time Ended:	Acid / Copper	Date	Extract	
B0514-B53	B0514-LS3	gp	gp	X06 H16	8:00 PM	3:00 PM	Cleanup	5/14/02	8P	5/14/02
Sample ID	Client ID	Sample Wt (g) / Vol (ml)	Surrogate Spike Added	Matrix Spike Added	Esterification Date / Analyst	Final Concentration Date / Analyst	Final Concentration Volume	Date	Analyst	
B0514-B53		30.0	OPW020320A 1 mL	OPW020321B 1 mL	5/14/02 GP	5/14/02 GP	10 mL	5/14/02	8P	
-LS3		30.0								
A0740-041	2	30.4 ✓								
-42	6	30.1 ✓								
-43	4	30.1 ✓								
-44	3	30.1 ✓								
-45	7	30.2 ✓								
-46	13	30.4 ✓								

PP 5/14/02

Comments:

Water Bath Temp. 95°C

Sonicator Tuned? Yes/No

ke 5/20/02

MITKEM CORP. % Moisture and % Solid Determination Logbook												
Date In	Sample ID	Oven Temp. In	Tare Wt. (g)	Wet Wt. (g)	Wet Wt. Tared (g)	Date Out	Oven Temp. Out	Dry Wt. (g)	Dry Wt. Tared (g)	% Solids	Analyst	Calc. Checked
5-15-02	A0740	106°C	1.0	6.7	5.7	05-16-02	105	6.1	5.1	89	JD	
				6.1	5.1			5.646	4.636	90		
				6.5	5.5			6.258	5.242	94		
				5.4	4.4			5.242	4.232	95		
				7.3	6.3			7.262	6.252	96		
				6.0	5.0			5.747	4.737	94		
				5.6	4.6			5.444	4.434	96		
				7.0	6.0			6.858	5.848	97		
				9.7	8.7			9.181	8.171	93		
				5.7	4.7			5.141	4.131	87		
5-15-02	A0744	106°C	1.0	7.9	6.9	05-16-02	105	6.737	5.727	83		
				5.4	4.4			4.335	3.325	75		
				7.3	6.3			6.454	5.444	86		
				11.8	10.8			10.242	9.232	85		
5-15-02	A0753	106°C	1.0	7.1	6.1	05-16-02	105	6.385	5.375	87		
				6.8	5.8			6.154	5.144	86		
5-15-02	A0748-01	106°C	1.0	6.7	5.7	5/16/02	105°C	6.2	5.2	91	NO	
5-16-02	A0774-01	106°C	1.0	5.5	4.5						NO	

% Solid = Dry Wt. Tared/Wet Wt. Tared x 100

% Moisture = 100 - % Solid

QAT00209

Log ID: 9SR-05

Reviewed By: KC 5/20/02

Page: 00080

MITKEM CORPORATION - PEST/PCB RUN LOGBOOK: INSTRUMENT E2

Date	Lab ID	Client ID.	Std. ID.	Method	Filename	Dilution	yes/no	Analyst	Comments
5/15/02	PE30K	-	-	CLPK6	E2D0497	-	-	JPC	
	PE042 RB	PE042 RB	PLW204201A		98		✓		
	1248	1798	PLW204201A		99		✓		
	1254	1751	B		500		✓		
	1660	1660	PLW204204S		01		✓		
	PE30K	-	-		02		✓		
	AO140-264MS	B-467-2MS			03		✓		
	-264MS	MSO			04		✓		
	-27A	B-47 0-2			05	x10	✓		48.54
	-28A	2-2			06		✓		54
	-29A	B-48 0-2			07		✓		43.54
	-30A	2-2			08		✓		48
	-31A	B-49 0-2			09		✓		48
	-32A	2-2			10		REBUN		RUN STRAIGHT
	-33A	B-50 0-2			11		✓		54
	-34A	2-2			12		✓		54
	PE30K	-	-		14		-		
	PE042 RC	PE042 RC	PLW204201A		15		✓		
	1248	1798	PLW204201A		16		✓		
	1254	1751	B		17		✓		
	1660	1660	PLW204204S		14		✓		
	PE30K	-	-		19		-		
	AO140-35A	B-2951051			20	x10	✓		48

MITKEM CORPORATION - PEST/PCB RUN LOGBOOK: INSTRUMENT E2

Date	Lab ID	Client ID.	Std. ID.	Method	Filename	Dilution	yes/no	Analyst	Comments
5/15/02	A0740-36A	B-3251052		CCPKC	E2D0521	x10	✓	JPL	48
	36A MS	MS			22	-	✓		48
	37				24	x10	✓		48
	38				25	-	-		NEED STRAIGHT
	39				26	-	-		
	40				27	↓	-		↓
	41				28	-	✓		ND
	42				29	↓	✓		48
	3GMSP				23	-	✓		
	PIBUX				30	↓	-		
	↓				31	-	-		
	AR1844 RD		PW020425A		32	-	✓		
	1248		PW020401A		33	-	✓		
	1254		B		34	-	✓		
	↓ 1660 ↓		PW020205		35	-	✓		
	PIBUX				0036	-	-		
	A0740-39A	B-49222			536	-	✓		54
	-43A	B-50E10151			37	-	-		NEED x10
	-44A	52			38	-	✓		48
	-45A	53			35	-	-		NEED x5
	-46A	54			40	↓	-		NEED x5
	A0740-21A	B-4402			41	x5	✓		48
	24A	B-45222			42	-	✓		48

MITKEM CORPORATION - PEST/PCB RUN LOGBOOK: INSTRUMENT E2

Date	Lab ID	Client ID.	Std. ID.	Method	Filename	Dilution	yes/no	Analyst	Comments
5/15/02	A0740-26A	B-46 2-2	-	CLP 166	E2N0543	-	✓	SPZ	1248, 1254
	-38A	B-38E1054			44		✓		48
	-39A	B-38E1051			45		✓		48, 54
	PIBUL				46		-		
	A0740-RE	A01242 RE	PWS2002045		47		✓		
	1248	1248	PWS2002045		49		✓		
	1254	1254	B		49		✓		
	1660	1660	PWS2002045		50		✓		
	PIBUL				51		-		
	A0740-40A				52		✓		ND
	PSULX				53		-		
	A0740-RE RF	A01242 RE RF	PWS2002045		54		✓		
	1248	1248	PWS2002045		55		✓		
	1254	1254	B		56		✓		
	1660	1660	PWS2002045		57		✓		
	PIBUL				58		-		
	A0761-01			CLP 166	59		✓	SPZ	ND
	A0774-01				60		✓		ND
	B0516-B51				61		✓		
	-L51				62		✓		
	-L51				63		✓		
	A0740-43A	B-38E1051			64	10	✓		48
	-44A 45A	S3			65	5	✓		48

Reviewed By: KC Spahr

MITKEM CORPORATION: Sample Receipt Tracking Logbook

Project	Date Received	Client	Storage Location	#s/ Analyst/ Date In	#s/ Analyst/ Date Out	#s/ Analyst/ Date In	#s/ Analyst/ Date Out	#s/ Analyst/ Date In	#s/ Analyst/ Date Out	#s/ Analyst/ Date In	Dispose After	Date Disposed
A0736	5-11-02	DND	VOA LI	01-04 01-04	1-5 TS 5-11-02	1-5 TS 5-11-02					7-11-02	
A0737	5-13-02	GZA	505-11-02 R1A R2 R3 F3	01-05 07-10 01-05 01-05 01-05	15-79 BUS/15 1-5-7-9 100517	15-79 BUS/15 1-5-7-9 100517					7-13-02	
A0738	5-14-02	LOUISIANA POWER	6006	01-13	1-13 BUS/14	1-13 BUS/14					11-14-02	
A0739	5-14-02	DND	VOA F2	01-07 01-06	1-6 8P 5/14/02	Empty 8P 5/14/02					7-14-02	
A0740	5-14-02	DND	14	01-46	1-46 GR 5/14/02	1-46 GR 5/14/02					7-14-02	

Reviewed By: KC 5/24/02

MITKEM CORPORATION EXTRACTS TRANSFER LOGBOOK: PESTICIDES/PCB ANALYSIS

Date Transferred from Prep Lab	Lab ID	Transferred by	Received by	Storage Location	Comments
5/14/02	A0740 019	8P	SZ	R6	
	↓ 020		↓	↓	
	B0514 BS2		JPL	R6	
	↓ 252				
	A0740 021				
	022				
	023				
	024				
	025				
	026				
	026ms				
	026msD				
	027				
	028				
	029				
	030				
	031				
	032				
	033				
	034				
	035				
	036				
	036m ²				
	036msD				
	037				
	038				
	039				
	↓ 040				
	B0509 BS3				
	↓ 253				
	A0740 041				
	042				
	043				
	↓ 044				

Log ID: 9PB-11
QAT00132

Reviewed By: SZ 05/16/02

Page: 0006

MITKEM CORPORATION EXTRACTS TRANSFER LOGBOOK: PESTICIDES/PCB ANALYSIS

Date Transferred from Prep Lab	Lab ID	Transferred by	Received by	Storage Location	Comments
5/14/02	A0740 045	SP	JPL	R6	
↓	↓ 046	↓	↓	↓	
5-15-02	B0515 B51	TB	JPL	R6	
↓	↓ L51	↓	↓	↓	
↓	↓ L51DUP	↓	↓	↓	
↓	A0747 001	↓	↓	↓	
↓	002	↓	↓	↓	
↓	003	↓	↓	↓	
↓	004	↓	↓	↓	
↓	005	↓	↓	↓	
↓	006	↓	↓	↓	
↓	007	↓	↓	↓	
↓	008	↓	↓	↓	
↓	009	↓	↓	↓	
↓	010	↓	↓	↓	
↓	011	↓	↓	↓	
↓	012	↓	↓	↓	
↓	A0748 001	↓	↓	↓	
5/15/02	B0515 Bw1	SP			
↓	↓ Lw1	↓	↓	↓	
↓	↓ Lw10	↓	↓	↓	
↓	A0754 001	↓	↓	↓	
↓	P0515 Bw1	↓	↓	↓	
↓	A0744 004	↓	↓	↓	
↓	↓ 014	↓	↓	↓	
5-16-02	P5C P+A-001	JL			
↓	↓ 002	↓	↓	↓	
↓	↓ 003	↓	↓	↓	
↓	↓ 004	↓	↓	↓	
↓	↓ 005	↓	↓	↓	
↓	↓ 006	↓	↓	↓	
↓	↓ 007	↓	↓	↓	
↓	↓ 008	↓	↓	↓	

Log ID: 9PB-11
QAT00132

Reviewed By: KC Shaha

Page: 0007

Last Page of Data Report



"Environmental Testing For The New Millennium"

June 4, 2002

Dvirka & Bartilucci
330 Crossways Park Drive
Woodbury, NY 11797
Attn: Ms. Robbin Petrella

RE: Client Project: Grumman Plant 24 AR, 1572-06
Mitkem Lab Project # A0824

Dear Ms. Petrella:

Enclosed please find the data report of the required analyses for the samples associated with the above referenced project.

If you have any questions regarding this report, please call me.

We appreciate your business

Sincerely,

A handwritten signature in cursive script that reads "Agnes R. Ng".

Agnes R. Ng
CLP Project Manager



* Data Summary Package *

Mitkem Corporation

New York State Department of Environmental Conservation

Sample Preparation and Analyses Summary
Pesticides/PCB Analyses

Project Name:
NGC Plant 12 1-week PCBs

SDG:
A0824

Laboratory Sample ID	Matrix	Date Collected	Date Received at Lab	Date Extracted	Date Analyzed
A0824-01A	SL	5/13/02	5/14/02	5/28/02	5/29/02
A0824-02A	SL	5/13/02	5/14/02		↓
A0824-03A	SL	5/13/02	5/14/02		5/30/02
A0824-04A	SL	5/13/02	5/14/02		
A0824-05A	SL	5/13/02	5/14/02		
A0824-06A	SL	5/13/02	5/14/02		
A0824-07A	SL	5/13/02	5/14/02	↓	↓

NYASP 10/95

SDG Narrative

Mitkem Corporation submits the enclosed data package in response to Dvirka & Bartilucci's Grumman Plant 24 AR project. Under this deliverable, analysis results are presented seven soil samples that were taken off hold on May 23, 2002. Analyses were performed per specifications in the project's contract and the chain of custody forms. A table of sample identifications showing full client ID and laboratory ID follows this narrative, along with the Mitkem Login sheet.

The analyses were performed according to NYSDEC ASP protocols (October 1995 update) and reported per NYSDEC ASP requirement for Category B deliverable.

The following observation and/or deviations are observed for the following analyses:

1. Overall Observations

Where needed, manual integrations were performed to improve data quality. The corrections were reviewed and associated hardcopies generated and reported as required. Manual integrations are coded to provide the data reviewer justification for such action. The codes are labeled on the ion chromatogram signal (GC/MS signal) and chromatogram for GC based analysis as follows:

- M1 peak tailing or fronting.
- M2 peak co-elution.
- M3 rising or falling baseline.
- M4 retention time shift.
- M5 miscellaneous – under this category, the justification is explained.

The enclosed report includes the originals of all data with the exception of logbook pages and certain initial calibrations. Photocopies of logbook pages are included, with the originals maintained on file at the laboratory. The originals of initial calibrations that are shared among several cases are maintained on file at the laboratory, with photocopies included in the data package.

2. PCB Analysis:


Surrogate recovery: recoveries were within the QC limits.

Lab control sample/lab control sample duplicate: spike recoveries and RPDs were within the QC limits.

Sample analysis: the samples were extracted outside of the method holding time. The samples were initially received with the analysis "on hold". Per the client's request, the samples were taken off hold on May 23. Due to laboratory work-load and the intervening long weekend, the samples could not be extracted until May 28. Please note that the holding time exceedence is unlikely to have caused any significant reduction in PCB concentration, as PCBs break-down very slowly in the environment. EPA data validation guidelines recommend that data from samples extracted within a factor of two of the recommended holding time be viewed as estimates. No other unusual observation was made for the analyses.

The pages in this report have been numbered consecutively, starting from this narrative and ending with a page saying only "Last Page of Data Report".

I certify that this data package is in compliance, both technically and for completeness, for other than the conditions detailed above. Release of the data contained in this hardcopy data package has been authorized by the laboratory manager or his designee, as verified by the following signature.



Agnes Ng
CLP Project Manager
06/04/02

*Mitkem and Client Sample ID Summary Report**

Mitkem Workorder: A0824

<i>Mitkem Sample ID</i>	<i>Reported Client Sample ID</i>	<i>Full Client Sample ID</i>
A0824-01A	B-34 2-4	
A0824-02A	B-36 2-4	
A0824-03A	B-40 2-4	
A0824-04A	B-48 2-4	
A0824-05A	B-35 2-4	
A0824-06A	B-39 2-4	
A0824-07A	B-44 2-4	

** If client sample ID has not been truncated, the full client sample ID is listed in the column labeled "Reported Client Sample ID"*

Mitkem Corporation

24/May/02 15:57

WorkOrder: A0824

Client ID: DVIRKA_WOODBURY

Project: NGC Plant 12 1-week PCBs

Location: 1572-06

Comments: Fax Form Is in 1-week TAT. Final data package due 1 week later. Always include list of sample IDs with invoice.Samples of hold from 05/14/02

Case:

SDG:

PO: 1572-06

Report Level: ASP-B

EDD:

HC Due: 06/13/02

Fax Due: 05/30/02

Sample ID	Client Sample ID	Collection Date	Date Received	Matrix	Test Code	Test Code Comments	Hold	MS	SEL	Storage
A0824-01A	B-34 2-4	05/13/02 8:30	05/23/02	Soil	PMoist		<input type="checkbox"/>	<input type="checkbox"/>	<input type="checkbox"/>	A5
					SW8082_S		<input type="checkbox"/>	<input type="checkbox"/>	<input checked="" type="checkbox"/>	A5
A0824-02A	B-36 2-4	05/13/02 9:00	05/23/02	Soil	PMoist		<input type="checkbox"/>	<input type="checkbox"/>	<input type="checkbox"/>	A5
					SW8082_S		<input type="checkbox"/>	<input type="checkbox"/>	<input checked="" type="checkbox"/>	A5
A0824-03A	B-40 2-4	05/13/02 10:00	05/23/02	Soil	PMoist		<input type="checkbox"/>	<input type="checkbox"/>	<input type="checkbox"/>	A5
					SW8082_S		<input type="checkbox"/>	<input type="checkbox"/>	<input checked="" type="checkbox"/>	A5
A0824-04A	B-48 2-4	05/13/02 12:25	05/23/02	Soil	PMoist		<input type="checkbox"/>	<input type="checkbox"/>	<input type="checkbox"/>	A5
					SW8082_S		<input type="checkbox"/>	<input type="checkbox"/>	<input checked="" type="checkbox"/>	A5
A0824-05A	B-35 2-4	05/13/02 8:45	05/23/02	Soil	PMoist		<input type="checkbox"/>	<input type="checkbox"/>	<input type="checkbox"/>	A5
					SW8082_S		<input type="checkbox"/>	<input type="checkbox"/>	<input checked="" type="checkbox"/>	A5
A0824-06A	B-39 2-4	05/13/02 9:45	05/23/02	Soil	PMoist		<input type="checkbox"/>	<input type="checkbox"/>	<input type="checkbox"/>	A5
					SW8082_S		<input type="checkbox"/>	<input type="checkbox"/>	<input checked="" type="checkbox"/>	A5
A0824-07A	B-44 2-4	05/13/02 11:25	05/23/02	Soil	PMoist		<input type="checkbox"/>	<input type="checkbox"/>	<input type="checkbox"/>	A5

Mitekem Corporation

24/May/02 15:57

WorkOrder: A0824

Client ID: DVIRKA_WOODBURY
Project: NGC Plant 12 1-week PCBs
Location: 1572-06
Comments: Fax Form Is in 1-week TAT. Final data package due 1 week later. Always include list of sample IDs with invoice.Samples of hold from 05/14/02

Report Level: ASP-B
EDD:
HC Due: 06/13/02
Fax Due: 05/30/02

Sample ID	Client Sample ID	Collection Date	Date Received	Matrix	Test Code	Test Code Comments	Hold	MS	SEL	Storage
A0824-07A	B-44 2-4	05/13/02 11:25	05/23/02	Soil	SW8082_S		<input type="checkbox"/>	<input type="checkbox"/>	<input checked="" type="checkbox"/>	A5

FORM 1
PCB ORGANICS ANALYSIS DATA SHEET

CLIENT SAMPLE NO.

B-34 2-4

Lab Name: MITKEM CORPORATION Contract:
 Lab Code: MITKEM Case No.: SAS No.: SDG No.: A0824
 Matrix: (soil/water) SOIL Lab Sample ID: A0824-01A
 Sample wt/vol: 30.2 (g/mL) G Lab File ID: E4B3956F
 % Moisture: 17 decanted: (Y/N) N Date Received: 05/23/02
 Extraction: (SepF/Cont/Sonc) SONC Date Extracted: 05/28/02
 Concentrated Extract Volume: 10000(uL) Date Analyzed: 05/29/02
 Injection Volume: 1.0(uL) Dilution Factor: 1.0
 GPC Cleanup: (Y/N) N pH: ___ Sulfur Cleanup: (Y/N) Y

CAS NO.	COMPOUND	CONCENTRATION UNITS: (ug/L or ug/Kg) UG/KG		Q
12674-11-2-----	Aroclor-1016	40	U	
11104-28-2-----	Aroclor-1221	40	U	
1114-16-5-----	Aroclor-1232	40	U	
53469-21-9-----	Aroclor-1242	40	U	
12672-29-6-----	Aroclor-1248	40	U	
11097-69-1-----	Aroclor-1254	40	U	
11096-82-5-----	Aroclor-1260	40	U	

FORM 1
PCB ORGANICS ANALYSIS DATA SHEET

CLIENT SAMPLE NO.

B-35 2-4

Lab Name: MITKEM CORPORATION Contract:
 Lab Code: MITKEM Case No.: SAS No.: SDG No.: A0824
 Matrix: (soil/water) SOIL Lab Sample ID: A0824-05A
 Sample wt/vol: 30.5 (g/mL) G Lab File ID: E4B3960F
 % Moisture: 14 decanted: (Y/N) N Date Received: 05/23/02
 Extraction: (SepF/Cont/Sonc) SONC Date Extracted: 05/28/02
 Concentrated Extract Volume: 10000 (uL) Date Analyzed: 05/30/02
 Injection Volume: 1.0 (uL) Dilution Factor: 1.0
 GPC Cleanup: (Y/N) N pH: ___ Sulfur Cleanup: (Y/N) Y

CAS NO.	COMPOUND	CONCENTRATION UNITS: (ug/L or ug/Kg) UG/KG		Q
12674-11-2-----	Aroclor-1016	38	U	
11104-28-2-----	Aroclor-1221	38	U	
1114-16-5-----	Aroclor-1232	38	U	
53469-21-9-----	Aroclor-1242	38	U	
12672-29-6-----	Aroclor-1248	38	U	
11097-69-1-----	Aroclor-1254	38	U	
11096-82-5-----	Aroclor-1260	38	U	

FORM 1
PCB ORGANICS ANALYSIS DATA SHEET

CLIENT SAMPLE NO.

B-36 2-4

Lab Name: MITKEM CORPORATION Contract:
 Lab Code: MITKEM Case No.: SAS No.: SDG No.: A0824
 Matrix: (soil/water) SOIL Lab Sample ID: A0824-02A
 Sample wt/vol: 30.1 (g/mL) G Lab File ID: E4B3957F
 % Moisture: 7 decanted: (Y/N) N Date Received: 05/23/02
 Extraction: (SepF/Cont/Sonc) SONC Date Extracted: 05/28/02
 Concentrated Extract Volume: 10000 (uL) Date Analyzed: 05/29/02
 Injection Volume: 1.0 (uL) Dilution Factor: 1.0
 GPC Cleanup: (Y/N) N pH: ___ Sulfur Cleanup: (Y/N) Y

CAS NO.	COMPOUND	CONCENTRATION UNITS: (ug/L or ug/Kg) UG/KG		Q
12674-11-2-----	Aroclor-1016	36	U	
11104-28-2-----	Aroclor-1221	36	U	
1114-16-5-----	Aroclor-1232	36	U	
53469-21-9-----	Aroclor-1242	36	U	
12672-29-6-----	Aroclor-1248	36	U	
11097-69-1-----	Aroclor-1254	36	U	
11096-82-5-----	Aroclor-1260	36	U	

FORM 1
PCB ORGANICS ANALYSIS DATA SHEET

CLIENT SAMPLE NO.

B-39 2-4

Lab Name: MITKEM CORPORATION Contract:
 Lab Code: MITKEM Case No.: SAS No.: SDG No.: A0824
 Matrix: (soil/water) SOIL Lab Sample ID: A0824-06A
 Sample wt/vol: 30.3 (g/mL) G Lab File ID: E4B3961F
 % Moisture: 13 decanted: (Y/N) N Date Received: 05/23/02
 Extraction: (SepF/Cont/Sonc) SONC Date Extracted: 05/28/02
 Concentrated Extract Volume: 10000 (uL) Date Analyzed: 05/30/02
 Injection Volume: 1.0 (uL) Dilution Factor: 1.0
 GPC Cleanup: (Y/N) N pH: ___ Sulfur Cleanup: (Y/N) Y

CAS NO.	COMPOUND	CONCENTRATION UNITS: (ug/L or ug/Kg) UG/KG		Q
12674-11-2-----	Aroclor-1016	38	U	
11104-28-2-----	Aroclor-1221	38	U	
1114-16-5-----	Aroclor-1232	38	U	
53469-21-9-----	Aroclor-1242	38	U	
12672-29-6-----	Aroclor-1248	38	U	
11097-69-1-----	Aroclor-1254	38	U	
11096-82-5-----	Aroclor-1260	38	U	

FORM 1
PCB ORGANICS ANALYSIS DATA SHEET

CLIENT SAMPLE NO.

B-40 2-4

Lab Name: MITKEM CORPORATION Contract:
 Lab Code: MITKEM Case No.: SAS No.: SDG No.: A0824
 Matrix: (soil/water) SOIL Lab Sample ID: A0824-03A
 Sample wt/vol: 30.1 (g/mL) G Lab File ID: E4B3958F
 % Moisture: 19 decanted: (Y/N) N Date Received: 05/23/02
 Extraction: (SepF/Cont/Sonc) SONC Date Extracted: 05/28/02
 Concentrated Extract Volume: 10000(uL) Date Analyzed: 05/30/02
 Injection Volume: 1.0(uL) Dilution Factor: 1.0
 GPC Cleanup: (Y/N) N pH: ___ Sulfur Cleanup: (Y/N) Y

CAS NO.	COMPOUND	CONCENTRATION UNITS: (ug/L or ug/Kg) UG/KG		Q
12674-11-2-----	Aroclor-1016	41	U	
11104-28-2-----	Aroclor-1221	41	U	
1114-16-5-----	Aroclor-1232	41	U	
53469-21-9-----	Aroclor-1242	41	U	
12672-29-6-----	Aroclor-1248	41	U	
11097-69-1-----	Aroclor-1254	41	U	
11096-82-5-----	Aroclor-1260	41	U	

FORM 1
PCB ORGANICS ANALYSIS DATA SHEET

CLIENT SAMPLE NO.

B-44 2-4

Lab Name: MITKEM CORPORATION Contract:
 Lab Code: MITKEM Case No.: SAS No.: SDG No.: A0824
 Matrix: (soil/water) SOIL Lab Sample ID: A0824-07A
 Sample wt/vol: 30.4 (g/mL) G Lab File ID: E4B3962F
 % Moisture: 7 decanted: (Y/N) N Date Received: 05/23/02
 Extraction: (SepF/Cont/Sonc) SONC Date Extracted: 05/28/02
 Concentrated Extract Volume: 10000 (uL) Date Analyzed: 05/30/02
 Injection Volume: 1.0 (uL) Dilution Factor: 1.0
 GPC Cleanup: (Y/N) N pH: _____ Sulfur Cleanup: (Y/N) Y

CAS NO.	COMPOUND	CONCENTRATION UNITS: (ug/L or ug/Kg) UG/KG		Q
12674-11-2-----	Aroclor-1016	35	U	
11104-28-2-----	Aroclor-1221	35	U	
1114-16-5-----	Aroclor-1232	35	U	
53469-21-9-----	Aroclor-1242	35	U	
12672-29-6-----	Aroclor-1248	35	U	
11097-69-1-----	Aroclor-1254	35	U	
11096-82-5-----	Aroclor-1260	35	U	

FORM 1
PCB ORGANICS ANALYSIS DATA SHEET

CLIENT SAMPLE NO.

B-48 2-4

Lab Name: MITKEM CORPORATION Contract:
 Lab Code: MITKEM Case No.: SAS No.: SDG No.: A0824
 Matrix: (soil/water) SOIL Lab Sample ID: A0824-04A
 Sample wt/vol: 30.2 (g/mL) G Lab File ID: E4B3959F
 % Moisture: 12 decanted: (Y/N) N Date Received: 05/23/02
 Extraction: (SepF/Cont/Sonc) SONC Date Extracted: 05/28/02
 Concentrated Extract Volume: 10000 (uL) Date Analyzed: 05/30/02
 Injection Volume: 1.0 (uL) Dilution Factor: 1.0
 GPC Cleanup: (Y/N) N pH: ___ Sulfur Cleanup: (Y/N) Y

CAS NO.	COMPOUND	CONCENTRATION UNITS: (ug/L or ug/Kg) UG/KG		Q
12674-11-2-----	Aroclor-1016	38	U	
11104-28-2-----	Aroclor-1221	38	U	
1114-16-5-----	Aroclor-1232	38	U	
53469-21-9-----	Aroclor-1242	38	U	
12672-29-6-----	Aroclor-1248	38	U	
11097-69-1-----	Aroclor-1254	38	U	
11096-82-5-----	Aroclor-1260	38	U	

FORM 1
PCB ORGANICS ANALYSIS DATA SHEET

CLIENT SAMPLE NO.

B4ALCS

Lab Name: MITKEM CORPORATION Contract:
 Lab Code: MITKEM Case No.: SAS No.: SDG No.: A0824
 Matrix: (soil/water) SOIL Lab Sample ID: B0528-LS1
 Sample wt/vol: 30.0 (g/mL) G Lab File ID: E4B3954F
 % Moisture: 0 decanted: (Y/N) N Date Received: _____
 Extraction: (SepF/Cont/Sonc) SONC Date Extracted: 05/28/02
 Concentrated Extract Volume: 10000(uL) Date Analyzed: 05/29/02
 Injection Volume: 1.0(uL) Dilution Factor: 1.0
 GPC Cleanup: (Y/N) N pH: ____ Sulfur Cleanup: (Y/N) Y

CAS NO.	COMPOUND	CONCENTRATION UNITS: (ug/L or ug/Kg) UG/KG		Q
12674-11-2-----	Aroclor-1016	310		
11104-28-2-----	Aroclor-1221	33	U	
1114-16-5-----	Aroclor-1232	33	U	
53469-21-9-----	Aroclor-1242	33	U	
12672-29-6-----	Aroclor-1248	33	U	
11097-69-1-----	Aroclor-1254	33	U	
11096-82-5-----	Aroclor-1260	270		

FORM 1
PCB ORGANICS ANALYSIS DATA SHEET

CLIENT SAMPLE NO.

B4ALCSD

Lab Name: MITKEM CORPORATION Contract:
 Lab Code: MITKEM Case No.: SAS No.: SDG No.: A0824
 Matrix: (soil/water) SOIL Lab Sample ID: B0528-LS1DUP
 Sample wt/vol: 30.0 (g/mL) G Lab File ID: E4B3955F
 % Moisture: 0 decanted: (Y/N) N Date Received: _____
 Extraction: (SepF/Cont/Sonc) SONC Date Extracted: 05/28/02
 Concentrated Extract Volume: 10000 (uL) Date Analyzed: 05/29/02
 Injection Volume: 1.0 (uL) Dilution Factor: 1.0
 GPC Cleanup: (Y/N) N pH: _____ Sulfur Cleanup: (Y/N) Y

CAS NO.	COMPOUND	CONCENTRATION UNITS: (ug/L or ug/Kg) UG/KG	
12674-11-2-----	Aroclor-1016	310	
11104-28-2-----	Aroclor-1221	33	U
1114-16-5-----	Aroclor-1232	33	U
53469-21-9-----	Aroclor-1242	33	U
12672-29-6-----	Aroclor-1248	33	U
11097-69-1-----	Aroclor-1254	33	U
11096-82-5-----	Aroclor-1260	270	

FORM 2
SOIL PCB SURROGATE RECOVERY

Lab Name: MITKEM CORPORATION

Contract:

Lab Code: MITKEM

Case No.:

SAS No.:

SDG No.: A0824

GC Column(1): DB-1701

ID: 0.53 (mm)

GC Column(2): DB-608

ID: 0.53 (mm)

	CLIENT SAMPLE NO.	TCX 1 %REC #	TCX 2 %REC #	DCB 1 %REC #	DCB 2 %REC #	OTHER (1)	OTHER (2)	TOT OUT
01	BBLK4A	75	91	91	102			0
02	B4ALCS	77	93	95	105			0
03	B4ALCSD	78	96	98	108			0
04	B-34 2-4	71	78	88	98			0
05	B-36 2-4	72	80	89	99			0
06	B-40 2-4	71	79	87	98			0
07	B-48 2-4	66	78	88	100			0
08	B-35 2-4	70	78	89	99			0
09	B-39 2-4	72	81	89	101			0
10	B-44 2-4	72	81	89	102			0
11								
12								
13								
14								
15								
16								
17								
18								
19								
20								
21								
22								
23								
24								
25								
26								
27								
28								
29								
30								

ADVISORY
QC LIMITS

S1 (TCX) = Tetrachloro-m-xylene (42-147)
S2 (DCB) = Decachlorobiphenyl (29-155)

Column to be used to flag recovery values
* Values outside of QC limits
D Surrogate diluted out

FORM 3
SOIL PCB LAB CONTROL SAMPLE

Lab Name: MITKEM CORPORATION

Contract:

Lab Code: MITKEM

Case No.:

SAS No.:

SDG No.: A0824

Matrix Spike - Sample No.: B4ALCS

COMPOUND	SPIKE ADDED (ug/Kg)	SAMPLE CONCENTRATION (ug/Kg)	LCS CONCENTRATION (ug/Kg)	LCS % REC #	QC. LIMITS REC.
Aroclor-1016	330		310	94	62-155
Aroclor-1260	330		270	82	56-173

COMPOUND	SPIKE ADDED (ug/Kg)	LCSD CONCENTRATION (ug/Kg)	LCSD % REC #	% RPD #	QC LIMITS RPD	REC.
Aroclor-1016	330	310	94	0	40	62-155
Aroclor-1260	330	270	82	0	40	56-173

Column to be used to flag recovery and RPD values with an asterisk

* Values outside of QC limits

RPD: 0 out of 2 outside limits

Spike Recovery: 0 out of 4 outside limits

COMMENTS:

FORM 4
PCB METHOD BLANK SUMMARY

CLIENT SAMPLE NO.

BBLK4A

Lab Name: MITKEM CORPORATION

Contract:

Lab Code: MITKEM Case No.:

SAS No.:

SDG No.: A0824

Lab Sample ID: B0528-BS1

Lab File ID: E4B3953F

Matrix (soil/water) SOIL

Extraction: (SepF/Cont/Sonc) SONC

Sulfur Cleanup (Y/N) Y

Date Extracted: 05/28/02

Date Analyzed (1): 05/29/02

Date Analyzed (2): 05/29/02

Time Analyzed (1): 2111

Time Analyzed (2): 2111

Instrument ID (1): E4

Instrument ID (2): E4

GC Column (1): DB-1701

ID: 0.53(mm)

GC Column (2): DB-608

ID: 0.53(mm)

THIS METHOD BLANK APPLIES TO THE FOLLOWING SAMPLES, MS and MSD:

	SAMPLE NO.	LAB SAMPLE ID	DATE ANALYZED 1	DATE ANALYZED 2
01	B4ALCS	B0528-LS1	05/29/02	05/29/02
02	B4ALCSD	B0528-LS1DUP	05/29/02	05/29/02
03	B-34 2-4	A0824-01A	05/29/02	05/29/02
04	B-36 2-4	A0824-02A	05/29/02	05/29/02
05	B-40 2-4	A0824-03A	05/30/02	05/30/02
06	B-48 2-4	A0824-04A	05/30/02	05/30/02
07	B-35 2-4	A0824-05A	05/30/02	05/30/02
08	B-39 2-4	A0824-06A	05/30/02	05/30/02
09	B-44 2-4	A0824-07A	05/30/02	05/30/02
10				
11				
12				
13				
14				
15				
16				
17				
18				
19				
20				
21				
22				
23				
24				
25				
26				

COMMENTS: _____

FORM 1
PCB ORGANICS ANALYSIS DATA SHEET

CLIENT SAMPLE NO.

BBLK4A

Lab Name: MITKEM CORPORATION Contract:
 Lab Code: MITKEM Case No.: SAS No.: SDG No.: A0824
 Matrix: (soil/water) SOIL Lab Sample ID: B0528-BS1
 Sample wt/vol: 30.0 (g/mL) G Lab File ID: E4B3953F
 % Moisture: 0 decanted: (Y/N) N Date Received: _____
 Extraction: (SepF/Cont/Sonc) SONC Date Extracted: 05/28/02
 Concentrated Extract Volume: 10000 (uL) Date Analyzed: 05/29/02
 Injection Volume: 1.0 (uL) Dilution Factor: 1.0
 GPC Cleanup: (Y/N) N pH: _____ Sulfur Cleanup: (Y/N) Y

CAS NO.	COMPOUND	CONCENTRATION UNITS: (ug/L or ug/Kg) UG/KG		Q
12674-11-2-----	Aroclor-1016	33	U	
11104-28-2-----	Aroclor-1221	33	U	
1114-16-5-----	Aroclor-1232	33	U	
53469-21-9-----	Aroclor-1242	33	U	
12672-29-6-----	Aroclor-1248	33	U	
11097-69-1-----	Aroclor-1254	33	U	
11096-82-5-----	Aroclor-1260	33	U	

Mitkem Corporation

New York State Department of Environmental Conservation
 Sample Identification and Analytical Requirements Summary

Project Name:
NGC Plant 12 1-week PCBs

SDG:
A0824

Customer Sample Code	Laboratory Sample Code	Analytical Requirements				
		VOA GC/MS Method #	BNA GC/MS Method #	Pest PCBs Method #	Metals	Other
B-34 2-4	A0824-01			8082		
B-36 2-4	A0824-02			8082		
B-40 2-4	A0824-03			8082		
B-48 2-4	A0824-04			8082		
B-35 2-4	A0824-05			8082		
B-39 2-4	A0824-06			8082		
B-44 2-4	A0824-07			8082		

NYASP 10/95

Mitkem Corporation

New York State Department of Environmental Conservation

Sample Preparation and Analyses Summary
Pesticides/PCB Analyses

Project Name:
NGC Plant 12 1-week PCBs

SDG:
A0824

Laboratory Sample ID	Matrix	Date Collected	Date Received at Lab	Date Extracted	Date Analyzed	
A0824-01A	SL	5/13/02	5/14/02	5/28/02	5/29/02	
A0824-02A	SL	5/13/02	5/14/02	↓	↓	
A0824-03A	SL	5/13/02	5/14/02		5/30/02	
A0824-04A	SL	5/13/02	5/14/02			
A0824-05A	SL	5/13/02	5/14/02			
A0824-06A	SL	5/13/02	5/14/02			
A0824-07A	SL	5/13/02	5/14/02			

NYASP 10/95

Mitkem Corporation

New York State Department of Environmental Conservation

Sample Preparation and Analyses Summary
Pesticide/PCB Analyses

Project Name:
NGC Plant 12 1-week PCBs

SDG:
A0824

Laboratory Sample ID	Matrix	Analytical Protocol	Extraction Method	Auxiliary Cleanup	Dil/Conc Factor
A0824-01A	SL	8082	3550B	Acid/Copper	1
A0824-02A	SL	8082	↓	↓	↓
A0824-03A	SL	8082			
A0824-04A	SL	8082			
A0824-05A	SL	8082			
A0824-06A	SL	8082			
A0824-07A	SL	8082	↓	↓	↓

NYASP 10/95

Analytical Data Package for Dvirka & Bartilucci

Client Project: Grumman Plant 24 AR, 1572-06

SDG# A0824

Mitkem Project ID: A0824

June 4, 2002

SDG Narrative

Mitkem Corporation submits the enclosed data package in response to Dvirka & Bartilucci's Grumman Plant 24 AR project. Under this deliverable, analysis results are presented seven soil samples that were taken off hold on May 23, 2002. Analyses were performed per specifications in the project's contract and the chain of custody forms. A table of sample identifications showing full client ID and laboratory ID follows this narrative, along with the Mitkem Login sheet.

The analyses were performed according to NYSDEC ASP protocols (October 1995 update) and reported per NYSDEC ASP requirement for Category B deliverable.

The following observation and/or deviations are observed for the following analyses:

1. Overall Observations

Where needed, manual integrations were performed to improve data quality. The corrections were reviewed and associated hardcopies generated and reported as required. Manual integrations are coded to provide the data reviewer justification for such action. The codes are labeled on the ion chromatogram signal (GC/MS signal) and chromatogram for GC based analysis as follows:

- M1 peak tailing or fronting.
- M2 peak co-elution.
- M3 rising or falling baseline.
- M4 retention time shift.
- M5 miscellaneous – under this category, the justification is explained.

The enclosed report includes the originals of all data with the exception of logbook pages and certain initial calibrations. Photocopies of logbook pages are included, with the originals maintained on file at the laboratory. The originals of initial calibrations that are shared among several cases are maintained on file at the laboratory, with photocopies included in the data package.

2. PCB Analysis:


Surrogate recovery: recoveries were within the QC limits.

Lab control sample/lab control sample duplicate: spike recoveries and RPDs were within the QC limits.

Sample analysis: the samples were extracted outside of the method holding time. The samples were initially received with the analysis "on hold". Per the client's request, the samples were taken off hold on May 23. Due to laboratory work-load and the intervening long weekend, the samples could not be extracted until May 28. Please note that the holding time exceedence is unlikely to have caused any significant reduction in PCB concentration, as PCBs break-down very slowly in the environment. EPA data validation guidelines recommend that data from samples extracted within a factor of two of the recommended holding time be viewed as estimates. No other unusual observation was made for the analyses.

The pages in this report have been numbered consecutively, starting from this narrative and ending with a page saying only "Last Page of Data Report".

I certify that this data package is in compliance, both technically and for completeness, for other than the conditions detailed above. Release of the data contained in this hardcopy data package has been authorized by the laboratory manager or his designee, as verified by the following signature.



Agnes Ng
CLP Project Manager
06/04/02

*Mitkem and Client Sample ID Summary Report**

Mitkem Workorder: A0824

<i>Mitkem Sample ID</i>	<i>Reported Client Sample ID</i>	<i>Full Client Sample ID</i>
A0824-01A	B-34 2-4	
A0824-02A	B-36 2-4	
A0824-03A	B-40 2-4	
A0824-04A	B-48 2-4	
A0824-05A	B-35 2-4	
A0824-06A	B-39 2-4	
A0824-07A	B-44 2-4	

** If client sample ID has not been truncated, the full client sample ID is listed in the column labeled "Reported Client Sample ID"*

Mitkem Corporation

24/May/02 15:57

WorkOrder: A0824

Client ID: DVIRKA_WOODBURY
 Project: NGC Plant 12 1-week PCBs
 Location: 1572-06

Report Level: ASP-B
 EDD:

HC Due: 06/13/02
 Fax Due: 05/30/02

Comments: Fax Form Is in 1-week TAT. Final data package due 1 week later. Always include list of sample IDs with invoice.Samples of hold from 05/14/02

Sample ID	Client Sample ID	Collection Date	Date Received	Matrix	Test Code	Test Code Comments	Hold	MS	SEL	Storage
A0824-01A	B-34 2-4	05/13/02 8:30	05/23/02	Soil	PMoist		<input type="checkbox"/>	<input type="checkbox"/>	<input type="checkbox"/>	A5
A0824-02A	B-36 2-4	05/13/02 9:00	05/23/02	Soil	PMoist		<input type="checkbox"/>	<input type="checkbox"/>	<input type="checkbox"/>	A5
A0824-03A	B-40 2-4	05/13/02 10:00	05/23/02	Soil	PMoist		<input type="checkbox"/>	<input type="checkbox"/>	<input type="checkbox"/>	A5
A0824-04A	B-48 2-4	05/13/02 12:25	05/23/02	Soil	PMoist		<input type="checkbox"/>	<input type="checkbox"/>	<input type="checkbox"/>	A5
A0824-05A	B-35 2-4	05/13/02 8:45	05/23/02	Soil	PMoist		<input type="checkbox"/>	<input type="checkbox"/>	<input checked="" type="checkbox"/>	A5
A0824-06A	B-39 2-4	05/13/02 9:45	05/23/02	Soil	PMoist		<input type="checkbox"/>	<input type="checkbox"/>	<input type="checkbox"/>	A5
A0824-07A	B-44 2-4	05/13/02 11:25	05/23/02	Soil	PMoist		<input type="checkbox"/>	<input type="checkbox"/>	<input type="checkbox"/>	A5

Client Rep: Paul A Senecal

Mitkem Corporation

24/May/02 15:57

WorkOrder: A0824

Client ID: DVIRKA_WOODBURY

Project: NGC Plant 12 1-week PCBs

Location: 1572-06

Comments: Fax Form Is in 1-week TAT. Final data package due 1 week later. Always include list of sample IDs with invoice. Samples of hold from 05/14/02

Case:

SDG:

PO: 1572-06

Report Level: ASP-B

EDD:

HC Due: 06/13/02

Fax Due: 05/30/02

Sample ID	Client Sample ID	Collection Date	Date Received	Matrix	Test Code	Test Code Comments	Hold	MS	SEL	Storage
A0824-07A	B-44 2-4	05/13/02 11:25	05/23/02	Soil	SW8082_S		<input type="checkbox"/>	<input type="checkbox"/>	<input checked="" type="checkbox"/>	A5

00
01

Client Rep: Paul A Senecal

Sample Transmittal Documentation



PRIVILEGE AND CONFIDENTIALITY NOTICE
 The information in this fax is intended for the named recipients only. It may contain privileged and confidential matter. If you have received this fax in error, please notify us immediately by a collect telephone call to (516) 364-9890 and return the original to the sender by mail. We will reimburse you for postage. Do not disclose the contents to anyone. Thank you.

330 Crossways Park Drive, Woodbury, New York, 11797-2015
 516-364-9890 • Fax: 516-364-9045

D&B FAX NO: (516) 364 - 9045

DATE: May 23, 2002

COMPANY NAME: Mitkem Corporation

ATTENTION: Paul Senecal

FAX NO.: (401) 732-3499

FROM: Mike Hofgren

SUBJECT: Grumman - Plant 24 AR Samples **JOB#:** 1572-06

NO. OF PAGES: 5
 (including cover sheet)

MESSAGE:

Paul,

Please have the following "on-hold" samples analyzed for PCBs:

- | | | |
|-------------------|------------------|---------|
| 01 B-34 2-4 8:30 | 05 B-35 2-4 0845 | 5/13/02 |
| 02 B-36 2-4 9:00 | 06 B-39 2-4 945 | |
| 03 B-40 2-4 10:00 | 07 B-44 2-4 1125 | |
| 04 B-48 2-4 1225 | | |

All of these samples should receive a 7-day turnaround.

Also attached are edited copies of the Chain of Custody forms for these samples. If you have any questions and/or comments, please do not hesitate to call or email.

THANK YOU:

175 Metro Center Boulevard
Warwick, Rhode Island 02886-1755
(401) 752-3400 • Fax (401) 752-3499
email: mitkem@mitkem.com



CHAIN-OF-CUSTODY RECORD

Page 1 of 7

REPORT TO:		INVOICING:								
COMPANY:	PHONE:	COMPANY:	PHONE:							
NAME:	FAX:	NAME:	FAX:							
ADDRESS:	CITY/STATE/ZIP:	ADDRESS:	CITY/STATE/ZIP:							
CITY/STATE/ZIP:	CLIENT PROJECT #:	CITY/STATE/ZIP:	CLIENT PROJECT #:							
GOSWAMI - 1703 AR		1570 06								
SAMPLE IDENTIFICATION	DATE/TIME SAMPLED	COMPOSITE	GRAB	WATER	SOIL	OTHER	LAB'D	# OF CONTAINERS	REQUESTED ANALYSES	COMMENTS
B-34 0-2"	5/10/02 8:30	X	X		X			1		7-day
B-34 2"-4"	18:25							1		7-day
B-34 2"-4"	19:30							1		7-day Analyze
B-35 0-2"	18:35							1		7-day
B-35 2"-4"	18:40							1		7-day
B-35 2"-4"	18:45							1		7-day Analyze
B-36 0-2"	18:50							1		7-day
B-36 2"-4"	18:55							1		7-day
B-37 2"-4"	19:00							1		7-day Analyze
B-37 0-2"	19:05							1		7-day
B-37 2"-4"	19:10							1		7-day
B-37 2"-4"	19:15							1		Gr-dill
TS#	RELINQUISHED BY	DATE/TIME	ACCEPTED BY	DATE/TIME	ADDITIONAL REMARKS	COOLER TEMP.				
10	PLUNKETT	5/13/1600	EX							
12										
3										

WHITE: LABORATORY COPY YELLOW: REPORT COPY PINK: CLIENTS COPY

CHAIN-OF-CUSTODY RECORD

Page 2 of 7

175 Metro Center Boulevard
 Warwick, Rhode Island 02886-1755
 (401) 732-3400 • Fax (401) 732-3499
 email: mfkem@mitkem.com



REPORT TO:		PROJECT ID:		LAB PROJECT #:						
COMPANY	PHONE	PHONE	COMPANY	PHONE	LAB PROJECT #					
NAME	FAX	FAX	NAME	FAX						
ADDRESS	CITY/STATE/ZIP	ADDRESS	CITY/STATE/ZIP	TURNAROUND TIME:						
REPORT TO: BIRDA WILSON 330 COLUMBIAN BLVD WILMINGTON, DE 19806 (401) 732-3400	PROJECT ID: 172006	LAB PROJECT #: 172006	COMPANY: BIRDA WILSON	PHONE: (401) 732-3400	LAB PROJECT #: 172006					
CLIENT PROJECT #: 172006	CLIENT PROJECT #: 172006	CLIENT PROJECT #: 172006	CLIENT PROJECT #: 172006	CLIENT PROJECT #: 172006	CLIENT PROJECT #: 172006					
SAMPLE IDENTIFICATION	DATE/TIME SAMPLED	COMPOSITE	GRAB	WATER	SOIL	OTHER	LAB ID	# OF CONTAINERS	REQUESTED ANALYSES	COMMENTS
B-38 0'-2"	5/13/02 9:30	X	X		X			X	7-day	
B-38 2'-2"	5/13/02							X	7-day	
B-38 2'-4"	5/13/02							X	on-bulk	
B-39 0'-2"	5/13/02							X	7-day	
B-39 2'-2"	5/13/02							X	7-day	
B-39 2'-4" WS	5/13/02							X	14-day	
B-39 2'-2" NSD	5/13/02							X	14-day	
B-39 2'-4"	5/13/02							X	14-day	
B-40 0'-2"	5/13/02							X	7-day	7-day Analyze SP
B-40 2'-2"	5/13/02							X	7-day	7-day Analyze SP
B-40 2'-4"	5/13/02							X	7-day	7-day Analyze SP
B-41 0'-2"	5/13/02							X	7-day	7-day Analyze SP
ADDITIONAL REMARKS: DATE/TIME ACCEPTED BY										
1	ANNUNCIATA	5/13/02	16:00	FedEx						
2										
3										

WHITE: LABORATORY COPY YELLOW: REPORT COPY PINK: CLIENT'S COPY

CHAIN-OF-CUSTODY RECORD


Page 4 of 7

175 Metro Center Boulevard
Warwick, Rhode Island 02886-1755
(401) 732-3400 • Fax (401) 732-3499
email: mitkem@mitkem.com



REPORT TO		INVOICED TO		LAB PROJECT #	
COMPANY	PHONE	COMPANY	PHONE	NAME	LAB PROJECT #
NAME	FAX	NAME	FAX	ADDRESS	TURNAROUND TIME
ADDRESS	CITY/STATE/ZIP	ADDRESS	CITY/STATE/ZIP	TURNAROUND TIME	SEE COMMENTS
CLIENT PROJECT NAME	CLIENT PROJECT #	CLIENT P.O.#	REQUESTED ANALYSES	COMMENTS	
Sumner Plant 24AR	1530-01				
B-44 2"-4"	5/16/02				
B-45 0-2"	5/16/02				
B-45 2"-3"	5/16/02				
B-45 3"-4"	5/16/02				
B-46 0-2"	5/16/02				
B-46 2"-3"	5/16/02				
B-46 3"-4"	5/16/02				
B-47 0-2"	5/16/02				
B-47 2"-3"	5/16/02				
B-47 3"-4"	5/16/02				
BENNOCCANT TAZIVA	5/13 16:00	FEDEX			
010					
1010					

WHITE: LABORATORY COPY YELLOW: REPORT COPY PINK: CLIENTS COPY



* PCB Organics *

FORM 2
SOIL PCB SURROGATE RECOVERY

Lab Name: MITKEM CORPORATION

Contract:

Lab Code: MITKEM

Case No.:

SAS No.:

SDG No.: A0824

GC Column(1): DB-1701

ID: 0.53 (mm)

GC Column(2): DB-608

ID: 0.53 (mm)

	CLIENT SAMPLE NO.	TCX 1 %REC #	TCX 2 %REC #	DCB 1 %REC #	DCB 2 %REC #	OTHER (1)	OTHER (2)	TOT OUT
01	BBLK4A	75	91	91	102			0
02	B4ALCS	77	93	95	105			0
03	B4ALCSD	78	96	98	108			0
04	B-34 2-4	71	78	88	98			0
05	B-36 2-4	72	80	89	99			0
06	B-40 2-4	71	79	87	98			0
07	B-48 2-4	66	78	88	100			0
08	B-35 2-4	70	78	89	99			0
09	B-39 2-4	72	81	89	101			0
10	B-44 2-4	72	81	89	102			0
11								
12								
13								
14								
15								
16								
17								
18								
19								
20								
21								
22								
23								
24								
25								
26								
27								
28								
29								
30								

ADVISORY
QC LIMITS

S1 (TCX) = Tetrachloro-m-xylene (42-147)
S2 (DCB) = Decachlorobiphenyl (29-155)

Column to be used to flag recovery values
* Values outside of QC limits
D Surrogate diluted out

FORM 4
PCB METHOD BLANK SUMMARY

CLIENT SAMPLE NO.

BBLK4A

Lab Name: MITKEM CORPORATION

Contract:

Lab Code: MITKEM Case No.:

SAS No.:

SDG No.: A0824

Lab Sample ID: B0528-BS1

Lab File ID: E4B3953F

Matrix (soil/water) SOIL

Extraction: (SepF/Cont/Sonc) SONC

Sulfur Cleanup (Y/N) Y

Date Extracted: 05/28/02

Date Analyzed (1): 05/29/02

Date Analyzed (2): 05/29/02

Time Analyzed (1): 2111

Time Analyzed (2): 2111

Instrument ID (1): E4

Instrument ID (2): E4

GC Column (1): DB-1701 ID: 0.53(mm) GC Column (2): DB-608 ID: 0.53(mm)

THIS METHOD BLANK APPLIES TO THE FOLLOWING SAMPLES, MS and MSD:

	SAMPLE NO.	LAB SAMPLE ID	DATE ANALYZED 1	DATE ANALYZED 2
01	B4ALCS	B0528-LS1	05/29/02	05/29/02
02	B4ALCSD	B0528-LS1DUP	05/29/02	05/29/02
03	B-34 2-4	A0824-01A	05/29/02	05/29/02
04	B-36 2-4	A0824-02A	05/29/02	05/29/02
05	B-40 2-4	A0824-03A	05/30/02	05/30/02
06	B-48 2-4	A0824-04A	05/30/02	05/30/02
07	B-35 2-4	A0824-05A	05/30/02	05/30/02
08	B-39 2-4	A0824-06A	05/30/02	05/30/02
09	B-44 2-4	A0824-07A	05/30/02	05/30/02
10				
11				
12				
13				
14				
15				
16				
17				
18				
19				
20				
21				
22				
23				
24				
25				
26				

COMMENTS:

FORM 1
PCB ORGANICS ANALYSIS DATA SHEET

CLIENT SAMPLE NO.

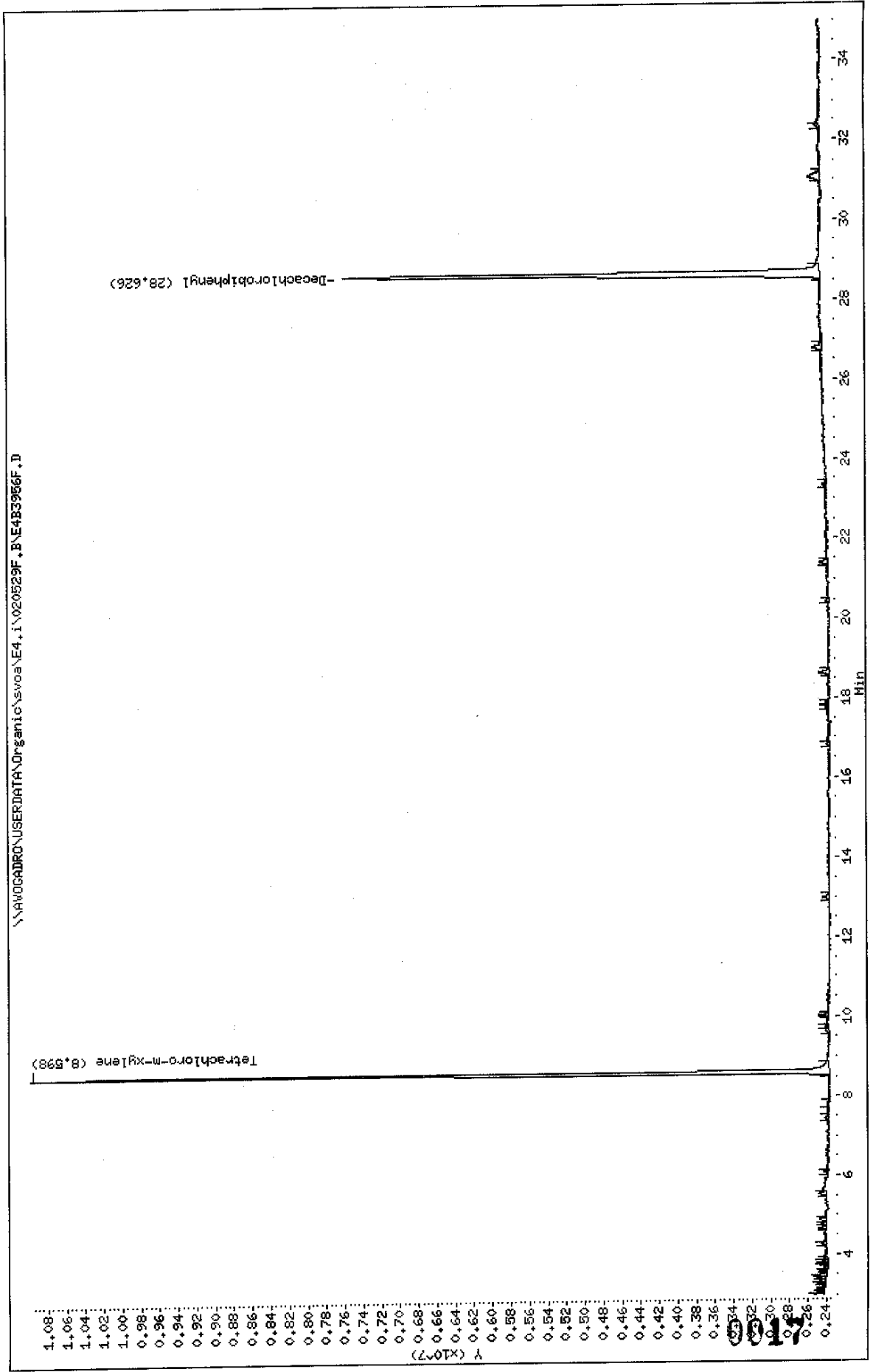
B-34 2-4

Lab Name: MITKEM CORPORATION Contract:
 Lab Code: MITKEM Case No.: SAS No.: SDG No.: A0824
 Matrix: (soil/water) SOIL Lab Sample ID: A0824-01A
 Sample wt/vol: 30.2 (g/mL) G Lab File ID: E4B3956F
 % Moisture: 17 decanted: (Y/N) N Date Received: 05/23/02
 Extraction: (SepF/Cont/Sonc) SONC Date Extracted: 05/28/02
 Concentrated Extract Volume: 10000 (uL) Date Analyzed: 05/29/02
 Injection Volume: 1.0 (uL) Dilution Factor: 1.0
 GPC Cleanup: (Y/N) N pH: ___ Sulfur Cleanup: (Y/N) Y

CAS NO.	COMPOUND	CONCENTRATION UNITS: (ug/L or ug/Kg) UG/KG		Q
12674-11-2-----	Aroclor-1016	40	U	
11104-28-2-----	Aroclor-1221	40	U	
1114-16-5-----	Aroclor-1232	40	U	
53469-21-9-----	Aroclor-1242	40	U	
12672-29-6-----	Aroclor-1248	40	U	
11097-69-1-----	Aroclor-1254	40	U	
11096-82-5-----	Aroclor-1260	40	U	

Data File: \\AVOGADRO\USERDATA\Organic\svoa\E4,i\020529F,B\E4B3956F.D
 Date : 29-MAY-2002 23:08
 Client ID: B-34 2-4
 Sample Info: A0824-01A,B-34 2-4,B0528-BS1,pcb,sub,,
 Volume Injected (uL): 1.0
 Column phase: DB-1701

Instrument: E4.i
 Operator: CHL
 Column diameter: 0.53



Y (X10⁷)
 Tetrachloro-m-xylene (8.898)
 Decachlorobiphenyl (28.626)

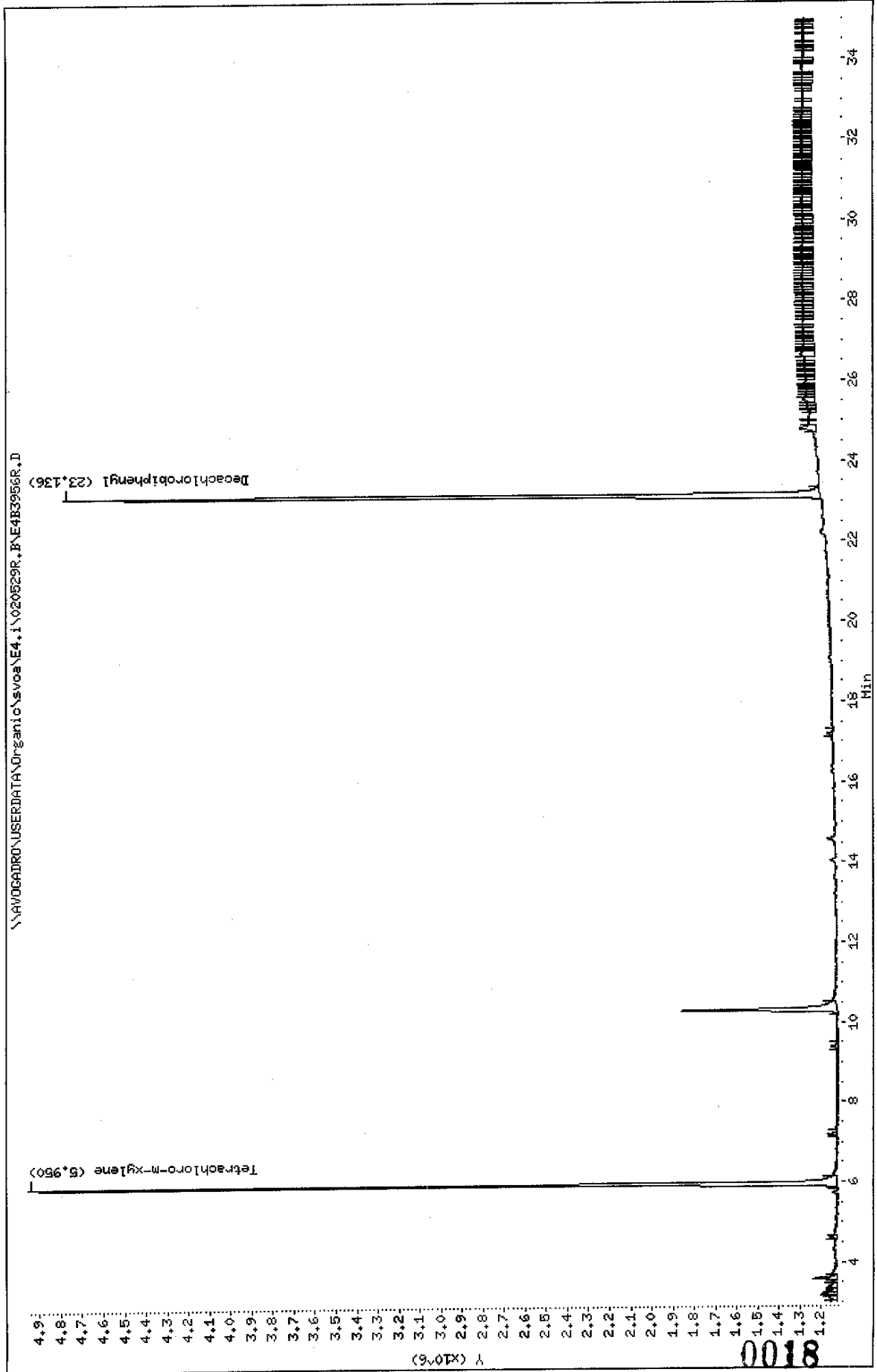
\\AVOGADRO\USERDATA\Organic\svoa\E4,i\020529F,B\E4B3956F.D

Data File: \\AVOCADRO\USERDATA\Organic\svoa\E4.i\020829R.BAE4B3956R.D
Date : 29-MAY-2002 23:08
Client ID: B-34 2-4
Sample Info: A0824-01A,B-34 2-4,B0528-B8L,pcb.sub,,
Volume Injected (uL): 1.0
Column phase: IB-608

Instrument: E4.i

Operator: GHL

Column diameter: 0.53



0018

Data File: E4B3956F.D
 Report Date: 30-May-2002 08:28

Mitkem Corporation

Sample #1 : \\AVOGADRO\USERDATA\Organic\svoa\E4.i\020529F.B\E4B3956F.D
 Sample #2 : \\AVOGADRO\USERDATA\Organic\svoa\E4.i\020529R.B\E4B3956R.D
 Inj Date : 29-MAY-2002 23:08
 Sample Info: A0824-01A (B-34 2-4) B0528-BS1,pcb.sub,,
 Misc Info :
 Cal Date : 30-MAY-2002 07:21
 Operator : GML
 Inst ID : E4.i
 Dil Factor : 1.000000

Method #1 : \\AVOGADRO\USERDATA\Organic\svoa\E4.i\020529F.B\E4_PCB_F.m
 Method #2 : \\AVOGADRO\USERDATA\Organic\svoa\E4.i\020529R.B\E4_PCB_R.m
 Sub List #1 : pcb.sub
 Sub List #2 : pcb.sub
 Col #1 Phase : DB-1701
 Col #2 Phase : DB-608

Concentration Formula: $Amt * DF * Uf * Vt / (Vi * Ws * (100 - M) / 100)$

Name	Value	Description
DF	1.000	Dilution Factor
Uf	1.000	Correction factor
Vt	10000.000	Volume of final extract (uL) (1000 low, 2)
Vi	1.000	Volume injected (uL)
Ws	30.200	Weight of sample extracted (g)
M	17.000	% Moisture

Compound	RT#1	RT#2	Resp#1	Resp#2	Conc#1 (ug/Kg)	Conc#2 (ug/Kg)	Target Range	Ratio
Tetrachloro-m-xylene	8.598	5.950	8622966	3829419	11	12		100.00
Decachlorobiphenyl	28.626	23.136	5147978	3580560	14	16		100.00

5/31/02

FORM 1
PCB ORGANICS ANALYSIS DATA SHEET

CLIENT SAMPLE NO.


B-35 2-4

Lab Name: MITKEM CORPORATION Contract:
 Lab Code: MITKEM Case No.: SAS No.: SDG No.: A0824
 Matrix: (soil/water) SOIL Lab Sample ID: A0824-05A
 Sample wt/vol: 30.5 (g/mL) G Lab File ID: E4B3960F
 % Moisture: 14 decanted: (Y/N) N Date Received: 05/23/02
 Extraction: (SepF/Cont/Sonc) SONC Date Extracted: 05/28/02
 Concentrated Extract Volume: 10000 (uL) Date Analyzed: 05/30/02
 Injection Volume: 1.0 (uL) Dilution Factor: 1.0
 GPC Cleanup: (Y/N) N pH: _____ Sulfur Cleanup: (Y/N) Y

CAS NO.	COMPOUND	CONCENTRATION UNITS: (ug/L or ug/Kg) UG/KG		Q
12674-11-2-----	Aroclor-1016	38	U	
11104-28-2-----	Aroclor-1221	38	U	
1114-16-5-----	Aroclor-1232	38	U	
53469-21-9-----	Aroclor-1242	38	U	
12672-29-6-----	Aroclor-1248	38	U	
11097-69-1-----	Aroclor-1254	38	U	
11096-82-5-----	Aroclor-1260	38	U	

Data File: \\AV06ADRO\USERDATA\Organic\svoa\E4,i\020529F,B\E4B3960F.D
 Date : 30-MAY-2002 01:44
 Client ID: B-35 2-4
 Sample Info: A0824-05A,B-35 2-4,B0528-BS1,pcb,sub,,
 Volume Injected (uL): 1.0
 Column phase: DB-1701

Instrument: E4.i
 Operator: CHL
 Column diameter: 0.53



1200

Data File: \\AV06ADRO\USERDATA\Organic\svoa\4,i\020529R,B\4E4B3960R.D

Date : 30-MAY-2002 01:44

Client ID: B-35 2-4

Sample Info: A0824-05A,B-35 2-4,B0528-BS1,pcib.sub,,

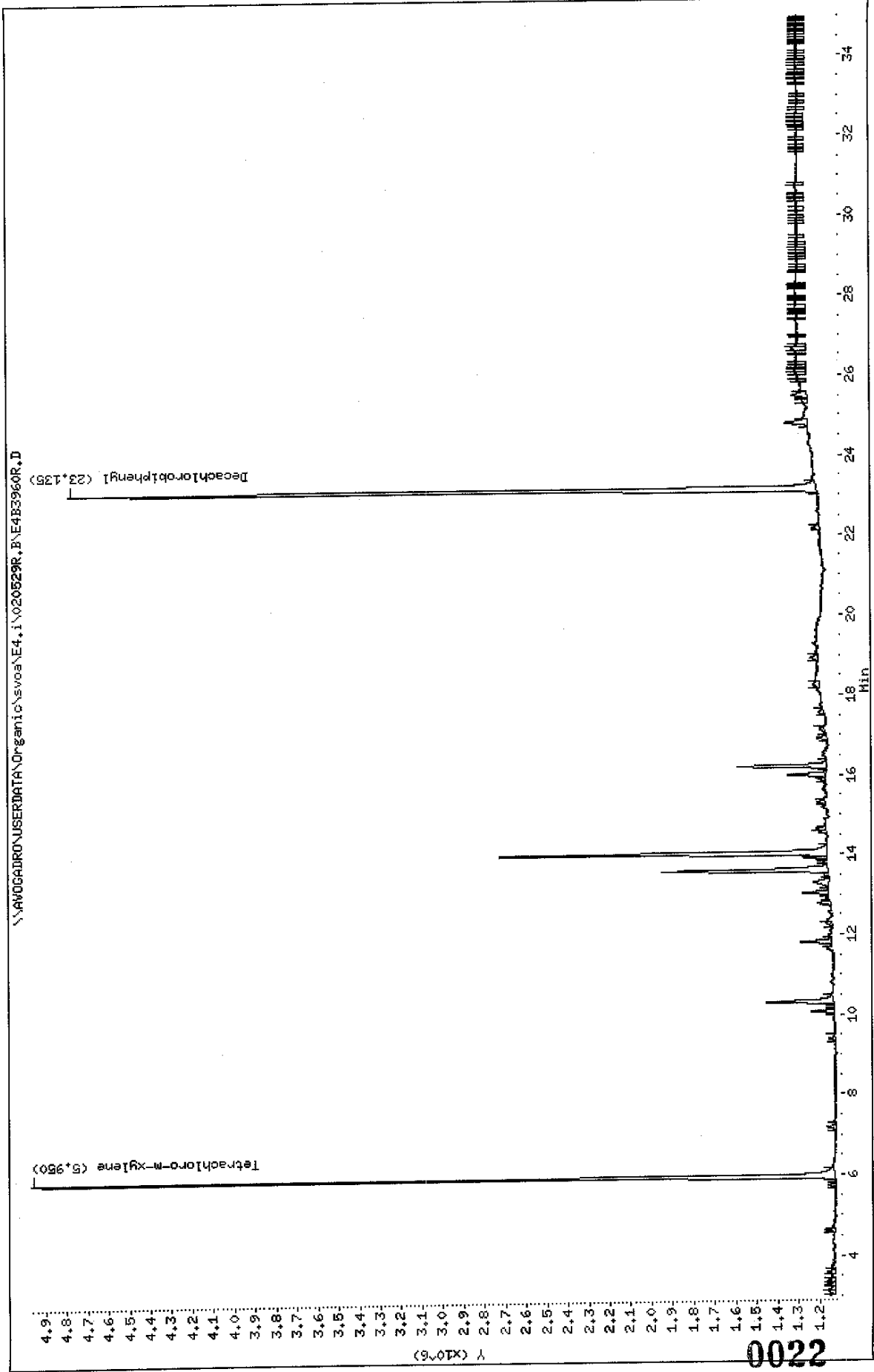
Volume Injected (uL): 1.0

Column phase: DB-608

Instrument: E4,i

Operator: CHL

Column diameter: 0.53



Data File: E4B3960F.D
 Report Date: 30-May-2002 08:28

Mitkem Corporation

Sample #1 : \\AVOGADRO\USERDATA\Organic\svoa\E4.i\020529F.B\E4B3960F.D
 Sample #2 : \\AVOGADRO\USERDATA\Organic\svoa\E4.i\020529R.B\E4B3960R.D
 Inj Date : 30-MAY-2002 01:44
 Sample Info: A0824-05A, B-35 2-4, B0528-BS1, pcb.sub, ,
 Misc Info :
 Cal Date : 30-MAY-2002 07:21
 Operator : GML
 Inst ID : E4.i
 Dil Factor : 1.000000

Method #1 : \\AVOGADRO\USERDATA\Organic\svoa\E4.i\020529F.B\E4_PCB_F.m
 Method #2 : \\AVOGADRO\USERDATA\Organic\svoa\E4.i\020529R.B\E4_PCB_R.m
 Sub List #1 : pcb.sub
 Sub List #2 : pcb.sub
 Col #1 Phase : DB-1701
 Col #2 Phase : DB-608

Concentration Formula: $Amt * DF * Uf * Vt / (Vi * Ws * (100 - M) / 100)$

Name	Value	Description
DF	1.000	Dilution Factor
Uf	1.000	Correction factor
Vt	10000.000 ✓	Volume of final extract (uL) (1000 low, 2
Vi	1.000	Volume injected (uL)
Ws	30.500 ✓	Weight of sample extracted (g)
M	14.000 ✓	% Moisture

Compound	RT#1	RT#2	Resp#1	Resp#2	Conc#1 (ug/Kg)	Conc#2 (ug/Kg)	Target Range	Ratio
Tetrachloro-m-xylene	8.598	5.950	8595412	3844222	11	12		100.00
Decachlorobiphenyl	28.625	23.135	5195497	3583723	14	15		100.00

JW
5/30/02

FORM 1
PCB ORGANICS ANALYSIS DATA SHEET

CLIENT SAMPLE NO.

B-36 2-4

Lab Name: MITKEM CORPORATION Contract:
 Lab Code: MITKEM Case No.: SAS No.: SDG No.: A0824
 Matrix: (soil/water) SOIL Lab Sample ID: A0824-02A
 Sample wt/vol: 30.1 (g/mL) G Lab File ID: E4B3957F
 % Moisture: 7 decanted: (Y/N) N Date Received: 05/23/02
 Extraction: (SepF/Cont/Sonc) SONC Date Extracted: 05/28/02
 Concentrated Extract Volume: 10000 (uL) Date Analyzed: 05/29/02
 Injection Volume: 1.0 (uL) Dilution Factor: 1.0
 GPC Cleanup: (Y/N) N pH: Sulfur Cleanup: (Y/N) Y


CAS NO.	COMPOUND	CONCENTRATION UNITS: (ug/L or ug/Kg) UG/KG		Q
12674-11-2-----	Aroclor-1016	36	U	
11104-28-2-----	Aroclor-1221	36	U	
1114-16-5-----	Aroclor-1232	36	U	
53469-21-9-----	Aroclor-1242	36	U	
12672-29-6-----	Aroclor-1248	36	U	
11097-69-1-----	Aroclor-1254	36	U	
11096-82-5-----	Aroclor-1260	36	U	

Data File: \\AVOCADRO\USERDATA\Organic\svosa\E4.i\020529F.B\AE4B3957F.D
 Date : 29-MAY-2002 23:47
 Client ID: B-36 2-4
 Sample Info: A0824-02A,B-36 2-4,B0528-BSI,pcb.sub,,
 Volume Injected (uL): 1.0
 Column phase: DB-1701

Instrument: E4.i

Operator: GHL

Column diameter: 0.53



Data File: \\NAVOGRDRO\USERDATA\Organic\svos\E4,i\020529R,B\E4B3957R.D

Date: 29-MAY-2002 23:47

Client ID: B-36 2-4

Sample Info: A0824-02A,B-36 2-4,B0528-BS1,pcb,sub,,

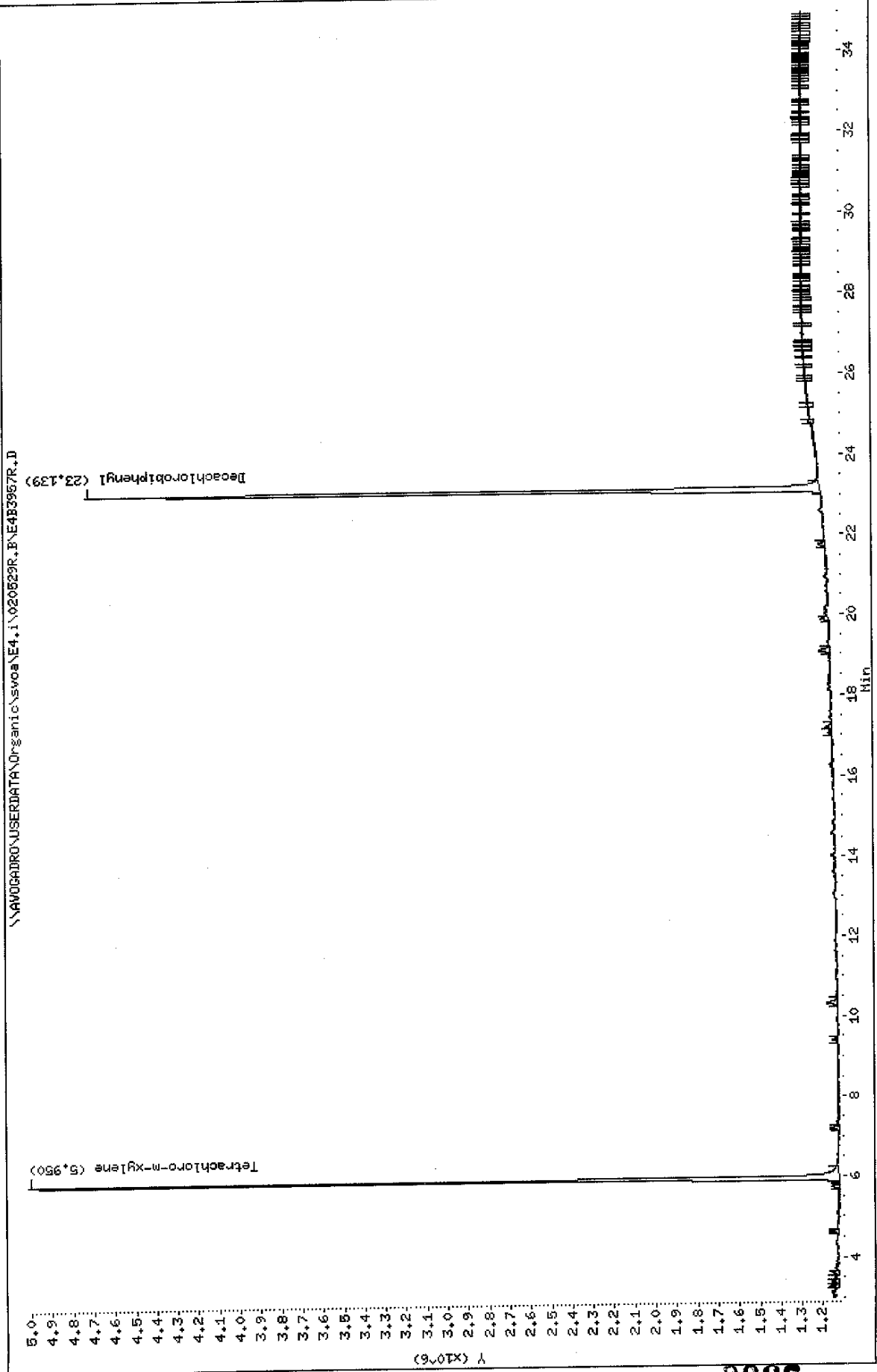
Volume Injected (uL): 1.0

Column phase: DB-608

Instrument: E4.i

Operator: CHL

Column diameter: 0.53



0026

Data File: E4B3957F.D
 Report Date: 30-May-2002 08:28

Mitkem Corporation

Sample #1 : \\AVOGADRO\USERDATA\Organic\svoa\E4.i\020529F.B\E4B3957F.D
 Sample #2 : \\AVOGADRO\USERDATA\Organic\svoa\E4.i\020529R.B\E4B3957R.D
 Inj Date : 29-MAY-2002 23:47
 Sample Info: A0824-02A, B-36 2-4, B0528-BS1, pcb.sub, ,
 Misc Info :
 Cal Date : 30-MAY-2002 07:21
 Operator : GML
 Inst ID : E4.i
 Dil Factor : 1.000000

Method #1 : \\AVOGADRO\USERDATA\Organic\svoa\E4.i\020529F.B\E4_PCB_F.m
 Method #2 : \\AVOGADRO\USERDATA\Organic\svoa\E4.i\020529R.B\E4_PCB_R.m
 Sub List #1 : pcb.sub
 Sub List #2 : pcb.sub
 Col #1 Phase : DB-1701
 Col #2 Phase : DB-608

Concentration Formula: $Amt * DF * Uf * Vt / (Vi * Ws * (100 - M) / 100)$

Name	Value	Description
DF	1.000	Dilution Factor
Uf	1.000	Correction factor
Vt	10000.000✓	Volume of final extract (uL) (1000 low, 2
Vi	1.000	Volume injected (uL)
Ws	30.100✓	Weight of sample extracted (g)
M	7.000✓	% Moisture

Compound	RT#1	RT#2	Resp#1	Resp#2	Conc#1 (ug/Kg)	Conc#2 (ug/Kg)	Target Range	Ratio
Tetrachloro-m-xylene	8.600	5.950	8740494	3890881	10	11		100.00
Decachlorobiphenyl	28.627	23.139	5191380	3534823	13	14		100.00

JW
5/31/02

FORM 1
PCB ORGANICS ANALYSIS DATA SHEET

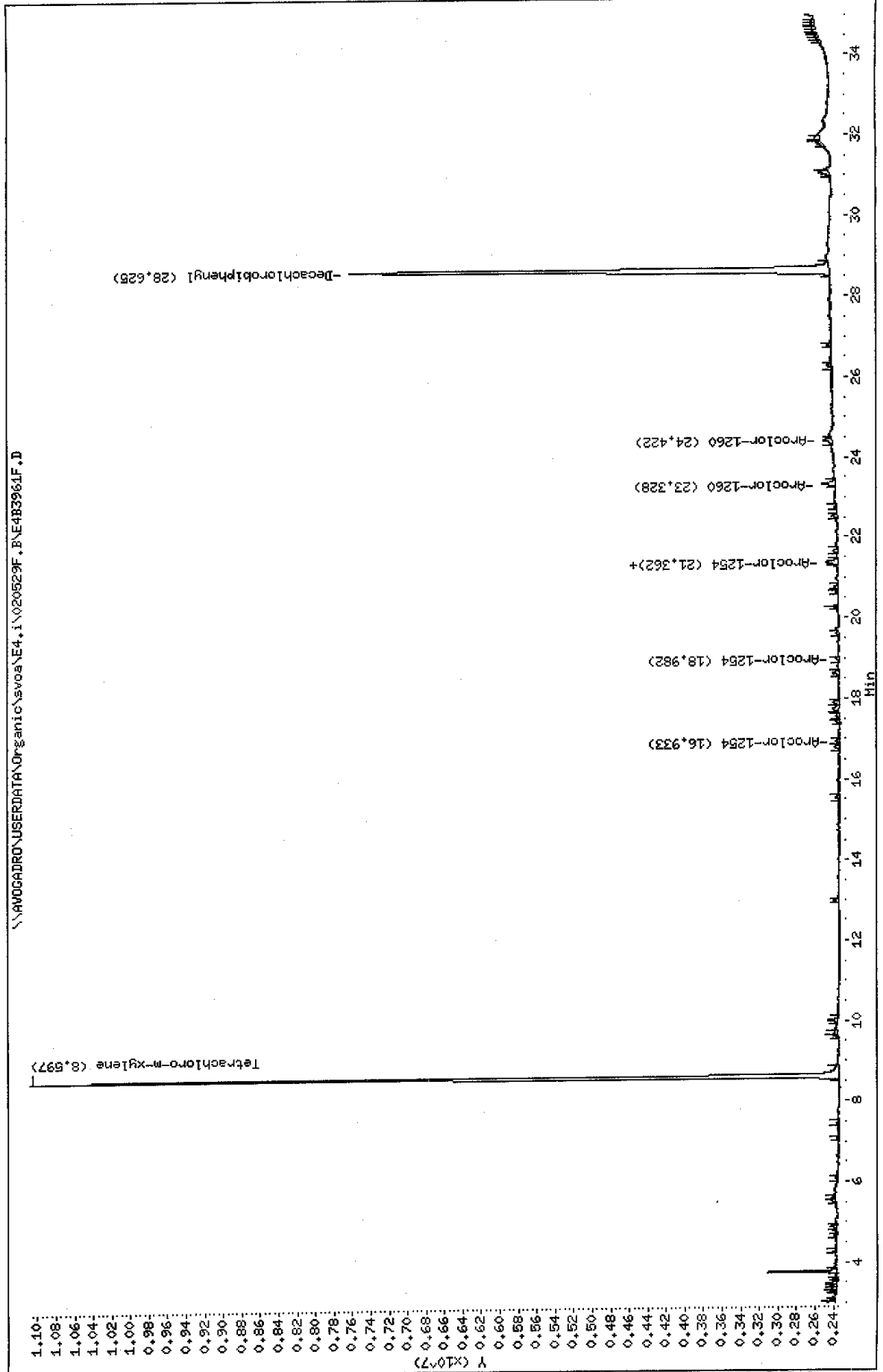
CLIENT SAMPLE NO.

B-39 2-4

Lab Name: MITKEM CORPORATION Contract:
 Lab Code: MITKEM Case No.: SAS No.: SDG No.: A0824
 Matrix: (soil/water) SOIL Lab Sample ID: A0824-06A
 Sample wt/vol: 30.3 (g/mL) G Lab File ID: E4B3961F
 % Moisture: 13 decanted: (Y/N) N Date Received: 05/23/02
 Extraction: (SepF/Cont/Sonc) SONC Date Extracted: 05/28/02
 Concentrated Extract Volume: 10000 (uL) Date Analyzed: 05/30/02
 Injection Volume: 1.0 (uL) Dilution Factor: 1.0
 GPC Cleanup: (Y/N) N pH: _____ Sulfur Cleanup: (Y/N) Y

CAS NO.	COMPOUND	CONCENTRATION UNITS: (ug/L or ug/Kg) UG/KG		Q
12674-11-2-----	Aroclor-1016	38	U	
11104-28-2-----	Aroclor-1221	38	U	
1114-16-5-----	Aroclor-1232	38	U	
53469-21-9-----	Aroclor-1242	38	U	
12672-29-6-----	Aroclor-1248	38	U	
11097-69-1-----	Aroclor-1254	38	U	
11096-82-5-----	Aroclor-1260	38	U	

Data File: \\AVOGADRO\USERDATA\Organic\svos\E4.i\020529F.BAE4B3961F.D
 Date: 30-MAY-2002 02:23
 Client ID: B-39 2-4
 Sample Info: A0824-06A,B-39 2-4,B0528-BS1,pcb.sub,,
 Volume Injected (uL): 1.0
 Column phase: DB-1701
 Instrument: E4.i
 Operator: GHL
 Column diameter: 0.53



Data File: \\AVOCADRO\USERDATA\Organic\svoa\E4.i\020529R.BAE4B396LR.D

Date : 30-MAY-2002 02:23

Client ID: B-39 2-4

Sample Info: A0824-06A,B-39 2-4,B0828-B61,pcb.sub,,


Volume Injected (ul): 1.0

Column phase: DB-608

Instrument: E4.i

Operator: GHL

Column diameter: 0.53



Data File: E4B3961F.D
 Report Date: 30-May-2002 08:28

Mitkem Corporation

Sample #1 : \\AVOGADRO\USERDATA\Organic\svoa\E4.i\020529F.B\E4B3961F.D
 Sample #2 : \\AVOGADRO\USERDATA\Organic\svoa\E4.i\020529R.B\E4B3961R.D
 Inj Date : 30-MAY-2002 02:23
 Sample Info: A0824-06A, B-39 2-4, B0528-BS1, pcb.sub, ,
 Misc Info :
 Cal Date : 30-MAY-2002 07:21
 Operator : GML
 Inst ID : E4.i
 Dil Factor : 1.000000

Method #1 : \\AVOGADRO\USERDATA\Organic\svoa\E4.i\020529F.B\E4_PCB_F.m
 Method #2 : \\AVOGADRO\USERDATA\Organic\svoa\E4.i\020529R.B\E4_PCB_R.m
 Sub List #1 : pcb.sub
 Sub List #2 : pcb.sub
 Col #1 Phase : DB-1701
 Col #2 Phase : DB-608

Concentration Formula: $Amt * DF * Uf * Vt / (Vi * Ws * (100 - M) / 100)$

Name	Value	Description
DF	1.000	Dilution Factor
Uf	1.000	Correction factor
Vt	10000.000	Volume of final extract (uL) (1000 low, 2)
Vi	1.000	Volume injected (uL)
Ws	30.300	Weight of sample extracted (g)
M	13.000	% Moisture

Compound	RT#1	RT#2	Resp#1	Resp#2	Conc#1 (ug/Kg)	Conc#2 (ug/Kg)	Target Range	Ratio
Tetrachloro-m-xylene	8.597	5.952	8745343	3927706	11	12		100.00
Decachlorobiphenyl	28.625	23.137	5198498	3636900	14	15		100.00

OK
5/31/02

FORM 1
PCB ORGANICS ANALYSIS DATA SHEET

CLIENT SAMPLE NO.

B-40 2-4

Lab Name: MITKEM CORPORATION Contract:
 Lab Code: MITKEM Case No.: SAS No.: SDG No.: A0824
 Matrix: (soil/water) SOIL Lab Sample ID: A0824-03A
 Sample wt/vol: 30.1 (g/mL) G Lab File ID: E4B3958F
 % Moisture: 19 decanted: (Y/N) N Date Received: 05/23/02
 Extraction: (SepF/Cont/Sonc) SONC Date Extracted: 05/28/02
 Concentrated Extract Volume: 10000(uL) Date Analyzed: 05/30/02
 Injection Volume: 1.0(uL) Dilution Factor: 1.0
 GPC Cleanup: (Y/N) N pH: _____ Sulfur Cleanup: (Y/N) Y

CAS NO.	COMPOUND	CONCENTRATION UNITS: (ug/L or ug/Kg) UG/KG		Q
12674-11-2-----	Aroclor-1016	41	U	
11104-28-2-----	Aroclor-1221	41	U	
1114-16-5-----	Aroclor-1232	41	U	
53469-21-9-----	Aroclor-1242	41	U	
12672-29-6-----	Aroclor-1248	41	U	
11097-69-1-----	Aroclor-1254	41	U	
11096-82-5-----	Aroclor-1260	41	U	

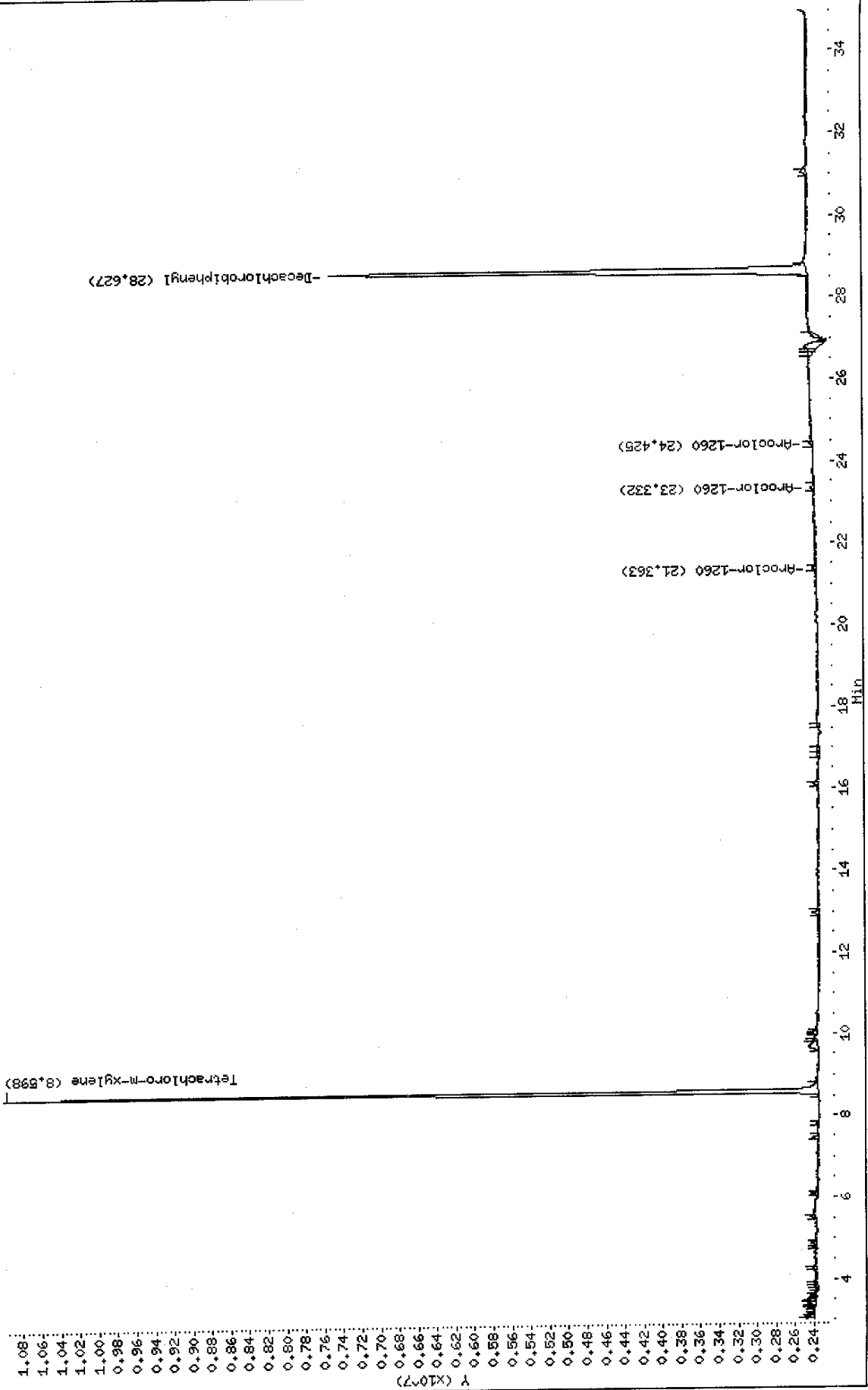
Data File: \\AV06ADRO\USERDATA\Organic\svoa\E4,i\020529F,B\E4B3966F.D
 Date: 30-MAY-2002 00:26
 Client ID: B-40 2-4
 Sample Info: A0824-03A,B-40 2-4,B0528-BS1,pcb.sub,,
 Volume Injected (uL): 1.0
 Column phase: DB-1701

Instrument: E4.i

Operator: CHL

Column diameter: 0.53

\\AV06ADRO\USERDATA\Organic\svoa\E4,i\020529F,B\E4B3966F.D

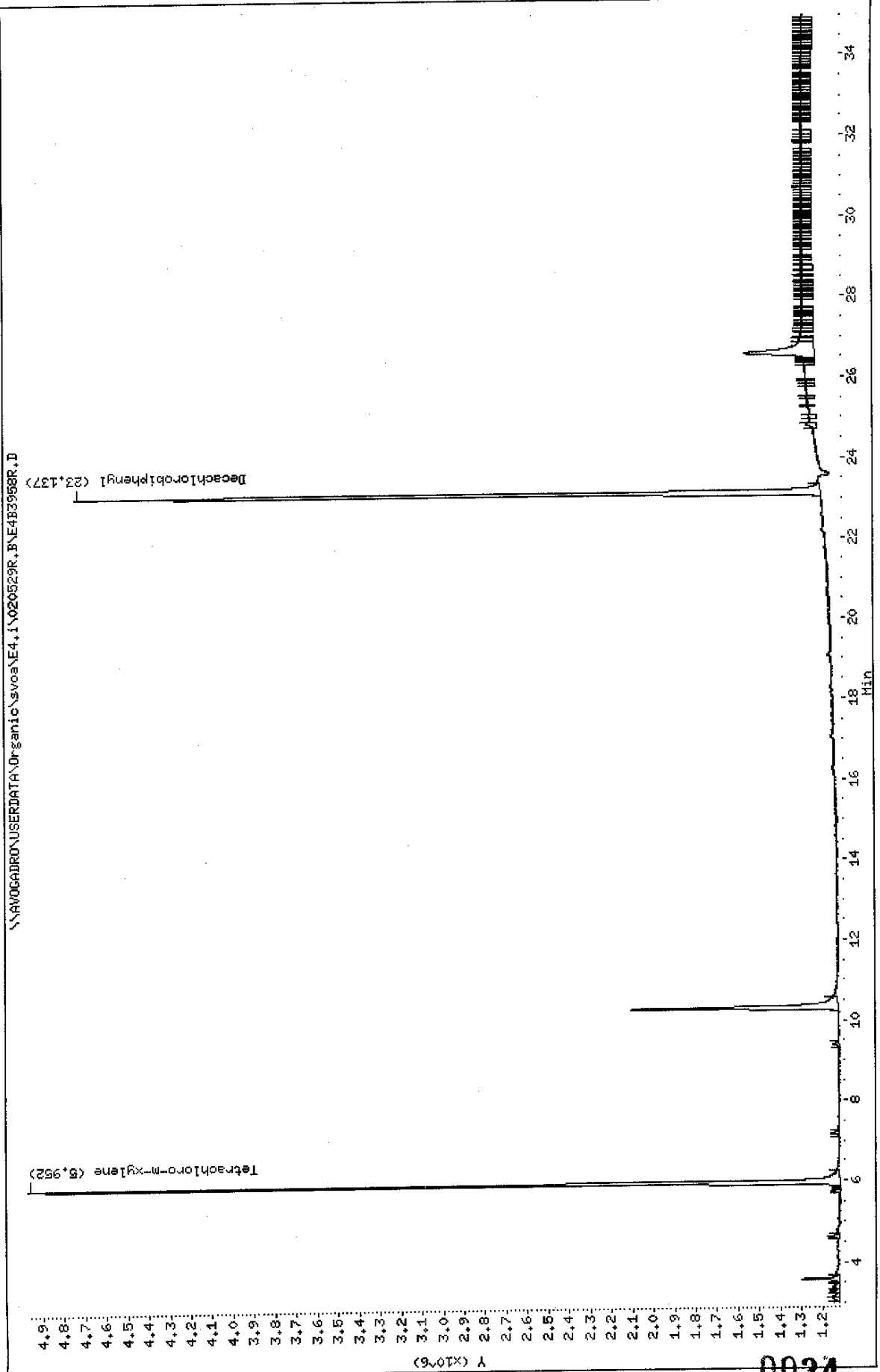


Data File: \\AVOGADRO\USERDATA\Organic\svosa\E4,i\020529R,B\E4B3968R.D
Date : 30-MAY-2002 00:26
Client ID: B-40 2-4
Sample Info: A0824-039,B-40 2-4,B0528-BS1,pcb.sub,,
Volume Injected (uL): 1.0
Column Phase: DB-608

Instrument: E4.i

Operator: CHL

Column diameter: 0.53



0034

Data File: E4B3958F.D
 Report Date: 30-May-2002 08:28

Mitkem Corporation

Sample #1 : \\AVOGADRO\USERDATA\Organic\svoa\E4.i\020529F.B\E4B3958F.D
 Sample #2 : \\AVOGADRO\USERDATA\Organic\svoa\E4.i\020529R.B\E4B3958R.D
 Inj Date : 30-MAY-2002 00:26
 Sample Info: A0824-03A, B-40 2-4, B0528-BS1, pcb.sub, ,
 Misc Info :
 Cal Date : 30-MAY-2002 07:21
 Operator : GML
 Inst ID : E4.i
 Dil Factor : 1.000000

Method #1 : \\AVOGADRO\USERDATA\Organic\svoa\E4.i\020529F.B\E4_PCB_F.m
 Method #2 : \\AVOGADRO\USERDATA\Organic\svoa\E4.i\020529R.B\E4_PCB_R.m
 Sub List #1 : pcb.sub
 Sub List #2 : pcb.sub
 Col #1 Phase : DB-1701
 Col #2 Phase : DB-608

Concentration Formula: $\text{Amt} * \text{DF} * \text{Uf} * \text{Vt} / (\text{Vi} * \text{Ws} * (100 - \text{M}) / 100)$

Name	Value	Description
DF	1.000	Dilution Factor
Uf	1.000	Correction factor
Vt	10000.000	Volume of final extract (uL) (1000 low, 2)
Vi	1.000	Volume injected (uL)
Ws	30.100	Weight of sample extracted (g)
M	19.000	% Moisture

Compound	RT#1	RT#2	Resp#1	Resp#2	Conc#1 (ug/Kg)	Conc#2 (ug/Kg)	Target Range	Ratio
Tetrachloro-m-xylene	8.598	5.952	8657520	3851523	12	13		100.00
Decachlorobiphenyl	28.627	23.137	5073359	3539716	14	16		100.00

OK 5/31/02

FORM 1
PCB ORGANICS ANALYSIS DATA SHEET

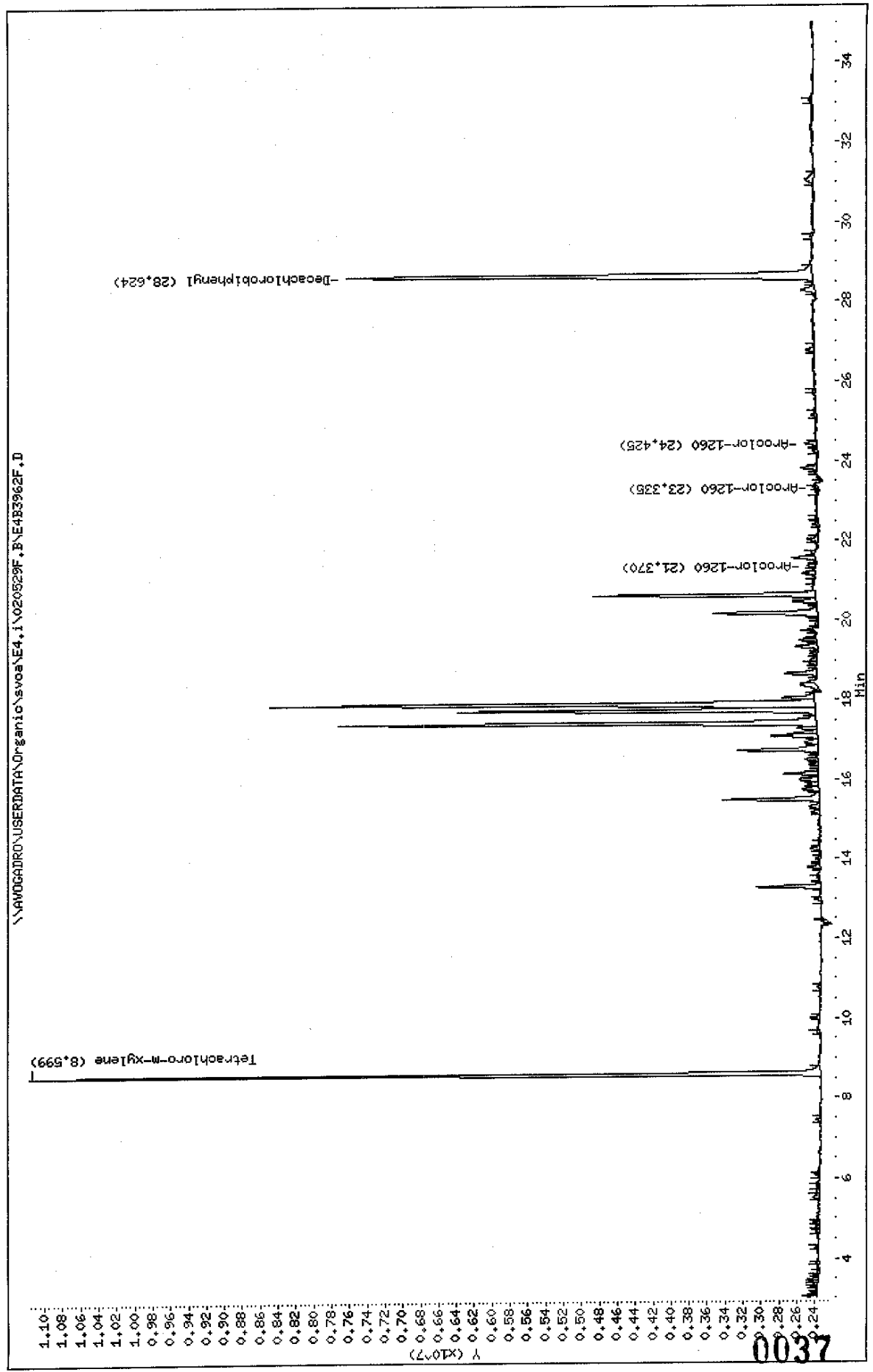
CLIENT SAMPLE NO.

B-44 2-4

Lab Name: MITKEM CORPORATION Contract:
 Lab Code: MITKEM Case No.: SAS No.: SDG No.: A0824
 Matrix: (soil/water) SOIL Lab Sample ID: A0824-07A
 Sample wt/vol: 30.4 (g/mL) G Lab File ID: E4B3962F
 % Moisture: 7 decanted: (Y/N) N Date Received: 05/23/02
 Extraction: (SepF/Cont/Sonc) SONC Date Extracted: 05/28/02
 Concentrated Extract Volume: 10000(uL) Date Analyzed: 05/30/02
 Injection Volume: 1.0(uL) Dilution Factor: 1.0
 GPC Cleanup: (Y/N) N pH: ____ Sulfur Cleanup: (Y/N) Y

CAS NO.	COMPOUND	CONCENTRATION UNITS: (ug/L or ug/Kg) UG/KG		Q
12674-11-2-----	Aroclor-1016	35	U	
11104-28-2-----	Aroclor-1221	35	U	
1114-16-5-----	Aroclor-1232	35	U	
53469-21-9-----	Aroclor-1242	35	U	
12672-29-6-----	Aroclor-1248	35	U	
11097-69-1-----	Aroclor-1254	35	U	
11096-82-5-----	Aroclor-1260	35	U	

Data File: \\AV064DR01\USERDATA\Organic\svoa\E4.i\020529F.B\E4B3962F.D
 Date : 30-MAY-2002 03:02
 Client ID: B-44 2-4
 Sample Info: A0824-079, B-44 2-4, B0628-ES1, pcb.sub.,,
 Volume Injected (uL): 1.0
 Column phase: DB-1701
 Instrument: E4.i
 Operator: CHL
 Column diameter: 0.53

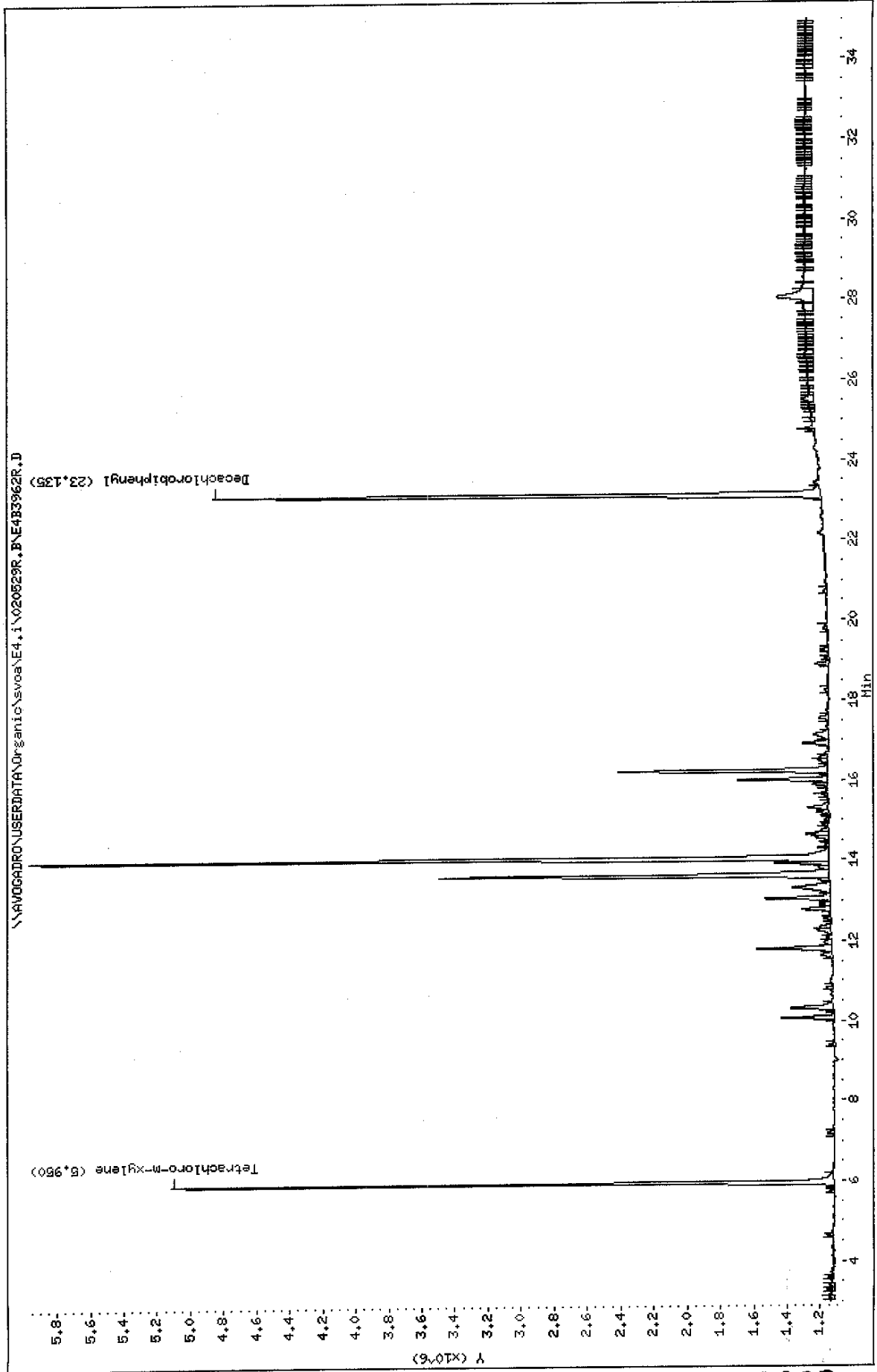


Data File: \\AVOGADRON\USERDATA\Organic\svoa\E4,i\020529R.BAE4B3962R.D
Date : 30-MAY-2002 03:02
Client ID: B-44 2-4
Sample Info: A0824-07A,B-44 2-4,B0628-BS1,pcb,sub,,
Volume Injected (uL): 1.0
Column phase: DB-608

Instrument: E4.i

Operator: GHL

Column diameter: 0.53



0038

Data File: E4B3962F.D
 Report Date: 30-May-2002 08:28

Mitkem Corporation

Sample #1 : \\AVOGADRO\USERDATA\Organic\svoa\E4.i\020529F.B\E4B3962F.D
 Sample #2 : \\AVOGADRO\USERDATA\Organic\svoa\E4.i\020529R.B\E4B3962R.D
 Inj Date : 30-MAY-2002 03:02
 Sample Info: A0824-07A(B-44 2-4)B0528-BS1,pcb.sub,,
 Misc Info :
 Cal Date : 30-MAY-2002 07:21
 Operator : GML
 Inst ID : E4.i
 Dil Factor : 1.000000

Method #1 : \\AVOGADRO\USERDATA\Organic\svoa\E4.i\020529F.B\E4_PCB_F.m
 Method #2 : \\AVOGADRO\USERDATA\Organic\svoa\E4.i\020529R.B\E4_PCB_R.m
 Sub List #1 : pcb.sub
 Sub List #2 : pcb.sub
 Col #1 Phase : DB-1701
 Col #2 Phase : DB-608

Concentration Formula: $Amt * DF * Uf * Vt / (Vi * Ws * (100 - M) / 100)$

Name	Value	Description
DF	1.000	Dilution Factor
Uf	1.000	Correction factor
Vt	10000.000	Volume of final extract (uL) (1000 low, 2)
Vi	1.000	Volume injected (uL)
Ws	30.400	Weight of sample extracted (g)
M	7.000	% Moisture

Compound	RT#1	RT#2	Resp#1	Resp#2	Conc#1 (ug/Kg)	Conc#2 (ug/Kg)	Target Range	Ratio
Tetrachloro-m-xylene	8.599	5.950	8833063	3995253	10	12		100.00
Decachlorobiphenyl	28.624	23.135	5209054	3666200	13	14		100.00

JPC 5/31/02

FORM 1
PCB ORGANICS ANALYSIS DATA SHEET

CLIENT SAMPLE NO.

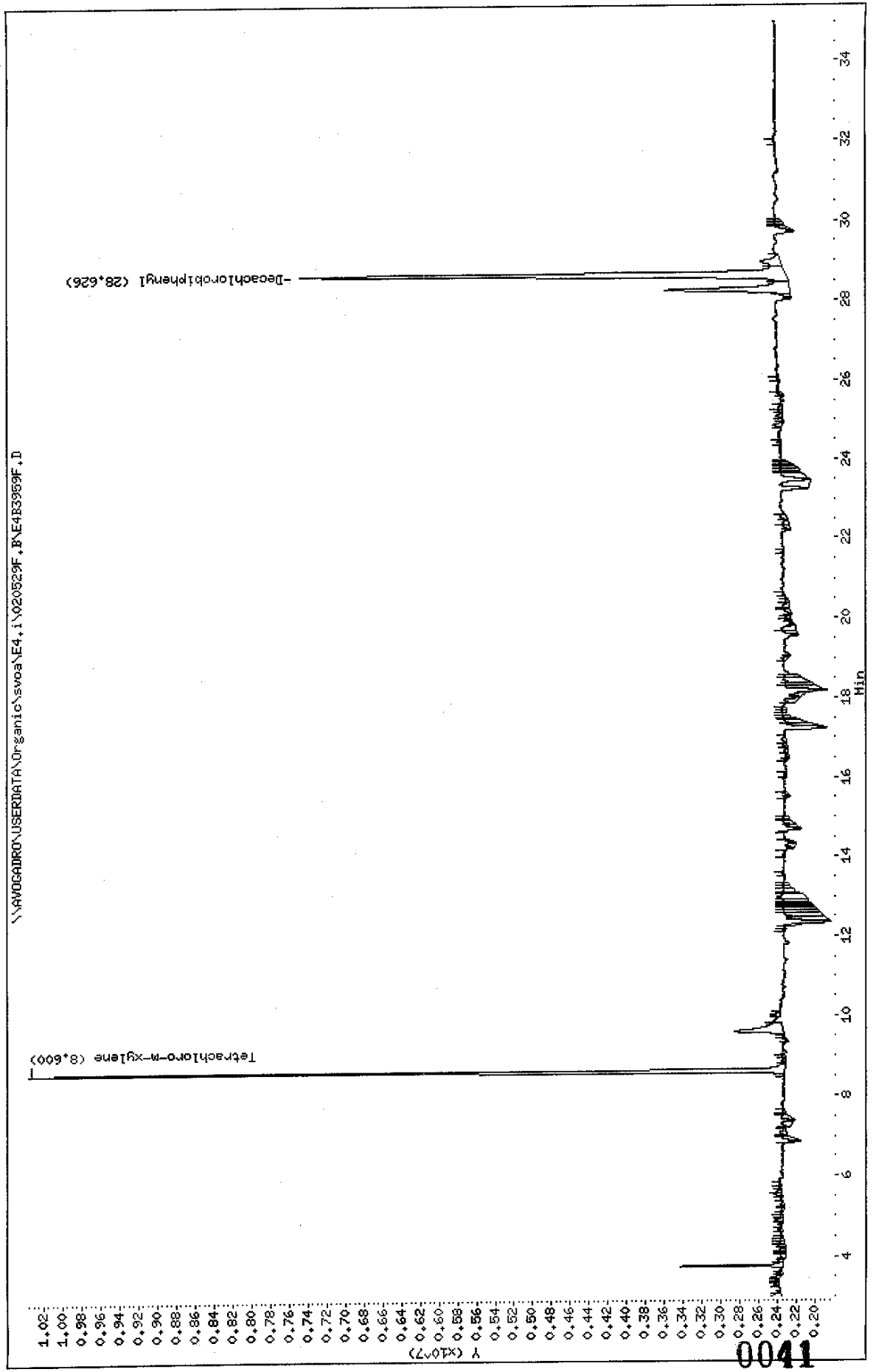
B-48 2-4

Lab Name: MITKEM CORPORATION Contract:
 Lab Code: MITKEM Case No.: SAS No.: SDG No.: A0824
 Matrix: (soil/water) SOIL Lab Sample ID: A0824-04A
 Sample wt/vol: 30.2 (g/mL) G Lab File ID: E4B3959F
 % Moisture: 12 decanted: (Y/N) N Date Received: 05/23/02
 Extraction: (SepF/Cont/Sonc) SONC Date Extracted: 05/28/02
 Concentrated Extract Volume: 10000(uL) Date Analyzed: 05/30/02
 Injection Volume: 1.0(uL) Dilution Factor: 1.0
 GPC Cleanup: (Y/N) N pH: _____ Sulfur Cleanup: (Y/N) Y

CAS NO.	COMPOUND	CONCENTRATION UNITS: (ug/L or ug/Kg) UG/KG		Q
12674-11-2-----	Aroclor-1016	38	U	
11104-28-2-----	Aroclor-1221	38	U	
1114-16-5-----	Aroclor-1232	38	U	
53469-21-9-----	Aroclor-1242	38	U	
12672-29-6-----	Aroclor-1248	38	U	
11097-69-1-----	Aroclor-1254	38	U	
11096-82-5-----	Aroclor-1260	38	U	

Data File: \\AVOCADRO\USERDATA\Organic\svoa\E4.i\020529F.B\E4B3959F.D
 Date : 30-MAY-2002 01:05
 Client ID: B-48 2-4
 Sample Info: R0824-04A,B-48 2-4,B0528-BS1,pcb,sub,,
 Volume Injected (uL): 1.0
 Column phase: DB-1701

Instrument: E4.i
 Operator: CHL
 Column diameter: 0.53




1400

Data File: \\AVOCADRO\USERDATA\Organic\svoa\E4.i\020529R.BAE4B3959R.D
Date : 30-MAY-2002 01:05
Client ID: B-48 2-4
Sample Info: 00824-04A,B-48 2-4,B0528-BS1,pcb,sub,,
Volume Injected (uL): 1.0
Column phase: DB-608

Instrument: E4.i

Operator: GHL

Column diameter: 0.53



0042

Data File: E4B3959F.D
 Report Date: 30-May-2002 08:28

Mitkem Corporation

Sample #1 : \\AVOGADRO\USERDATA\Organic\svoa\E4.i\020529F.B\E4B3959F.D
 Sample #2 : \\AVOGADRO\USERDATA\Organic\svoa\E4.i\020529R.B\E4B3959R.D
 Inj Date : 30-MAY-2002 01:05
 Sample Info: A0824-04A(B-48 2-4, B0528-BS1, pcb.sub,,
 Misc Info :
 Cal Date : 30-MAY-2002 07:21
 Operator : GML
 Inst ID : E4.i
 Dil Factor : 1.000000

Method #1 : \\AVOGADRO\USERDATA\Organic\svoa\E4.i\020529F.B\E4_PCB_F.m
 Method #2 : \\AVOGADRO\USERDATA\Organic\svoa\E4.i\020529R.B\E4_PCB_R.m
 Sub List #1 : pcb.sub
 Sub List #2 : pcb.sub
 Col #1 Phase : DB-1701
 Col #2 Phase : DB-608

Concentration Formula: $Amt * DF * Uf * Vt / (Vi * Ws * (100 - M) / 100)$

Name	Value	Description
DF	1.000	Dilution Factor
Uf	1.000	Correction factor
Vt	10000.000	Volume of final extract (uL) (1000 low, 2
Vi	1.000	Volume injected (uL)
Ws	30.200	Weight of sample extracted (g)
M	12.000	% Moisture

Compound	RT#1	RT#2	Resp#1	Resp#2	Conc#1 (ug/Kg)	Conc#2 (ug/Kg)	Target Range	Ratio
Tetrachloro-m-xylene	8.600	5.950	8033206	3970018	9.9	12		100.00
Decachlorobiphenyl	28.626	23.134	5171175	3628038	13	15		100.00

JPK
5/31/02

FORM 6
PCB INITIAL CALIBRATION DATA

Lab Name: MITKEM CORPORATION Contract:
 Lab Code: MITKEM Case No.: SAS No.: SDG No.: A0824
 Instrument ID: E4 Calibration Date(s): 05/16/02 05/16/02
 Column: DB-1701 ID: 0.53 (mm) Calibration Time(s): 0918 2351

COMPOUND	CURVE	COEFFICIENT A1	%RSD OR R ²
=====	=====	=====	=====
Aroclor-1016	AVRG	7158454.32	12.1
(2)	AVRG	13777203.8	1.8
(3)	AVRG	6970662.04	2.0
Aroclor-1221	AVRG	2759930.56	8.6
(2)	AVRG	1863110.96	10.9
(3)	AVRG	5860790.40	11.0
Aroclor-1232	AVRG	5017615.00	0.0
(2)	AVRG	2987576.00	0.0
(3)	AVRG	5531551.00	0.0
Aroclor-1242	AVRG	5549532.52	11.6
(2)	AVRG	10652944.1	2.6
(3)	AVRG	5449562.36	5.2
Aroclor-1248	AVRG	7797065.28	3.1
(2)	AVRG	9293470.04	1.8
(3)	AVRG	10138544.8	1.9
Aroclor-1254	AVRG	8912677.24	3.3
(2)	AVRG	15460087.3	4.2
(3)	AVRG	11608058.7	3.8
Aroclor-1260	AVRG	14152849.8	2.9
(2)	AVRG	21785364.4	4.9
(3)	AVRG	13214987.5	3.2
=====	=====	=====	=====
Tetrachloro-m-xylene	AVRG	305339300	2.9
Decachlorobiphenyl	AVRG	145920358	7.7

FORM 6
PCB INITIAL CALIBRATION DATA

Lab Name: MITKEM CORPORATION Contract:
 Lab Code: MITKEM Case No.: SAS No.: SDG No.: A0824
 Instrument ID: E4 Calibration Date(s): 05/16/02 05/16/02
 Column: DB-608 ID: 0.53 (mm) Calibration Time(s): 0918 2351

COMPOUND	CURVE	COEFFICIENT A1	%RSD OR R ²
=====	=====	=====	=====
Aroclor-1016	AVRG	2748185.76	6.5
(2)	AVRG	1422226.16	6.6
(3)	AVRG	1890673.88	4.0
Aroclor-1221	AVRG	909387.640	2.0
(2)	AVRG	611522.640	2.9
(3)	AVRG	2036507.36	1.7
Aroclor-1232	AVRG	1843550.00	0.0
(2)	AVRG	1202328.00	0.0
(3)	AVRG	1581937.00	0.0
Aroclor-1242	AVRG	2208093.68	6.7
(2)	AVRG	3032016.12	10.5
(3)	AVRG	1578563.40	2.4
Aroclor-1248	AVRG	1808158.48	4.1
(2)	AVRG	1879029.08	6.1
(3)	AVRG	2671811.96	1.6
Aroclor-1254	AVRG	3228056.80	6.1
(2)	AVRG	4762381.36	15.8
(3)	AVRG	3859707.20	14.2
Aroclor-1260	AVRG	5043236.72	7.4
(2)	AVRG	5181255.32	13.5
(3)	AVRG	7536146.12	11.9
=====	=====	=====	=====
Tetrachloro-m-xylene	AVRG	390346856	2.8
Decachlorobiphenyl	AVRG	394242844	6.2

FORM 6
PCB INITIAL CALIBRATION DATA

Lab Name: MITKEM CORPORATION

Contract:

Lab Code: MITKEM Case No.:

SAS No.:

SDG No.: A0824

Instrument ID: E4

Calibration Date(s): 05/16/02 05/16/02

Column: DB-1701 ID: 0.53 (mm)

Calibration Time(s): 0918 2351

LAB FILE ID:
RT4: E4B3822F

RT1: E4B3819F
RT5: E4B3823F

RT2: E4B3820F

RT3: E4B3821F

COMPOUND	RT1	RT2	RT3	RT4	RT5
Aroclor-1016	12.000	12.000	12.000	12.000	12.000
(2)	13.570	13.570	13.560	13.560	13.560
(3)	14.010	14.010	14.010	14.010	14.000
Aroclor-1221	9.830	9.830	9.830	9.820	9.820
(2)	10.340	10.340	10.340	10.340	10.340
(3)	10.550	10.550	10.550	10.550	10.550
Aroclor-1232			10.550		
(2)			12.010		
(3)			13.570		
Aroclor-1242	12.010	12.000	12.000	12.030	12.010
(2)	13.570	13.560	13.560	13.590	13.570
(3)	14.010	14.010	14.010	14.030	14.010
Aroclor-1248	15.960	15.960	15.960	15.960	15.960
(2)	16.820	16.810	16.810	16.810	16.810
(3)	16.950	16.940	16.940	16.940	16.940
Aroclor-1254	16.930	16.930	16.930	16.920	16.920
(2)	18.990	18.990	18.980	18.980	18.980
(3)	21.360	21.360	21.360	21.360	21.350
Aroclor-1260	21.350	21.350	21.350	21.350	21.350
(2)	23.330	23.320	23.320	23.320	23.320
(3)	24.430	24.430	24.430	24.420	24.420
Tetrachloro-m-xylene	8.590	8.590	8.600	8.590	8.590
Decachlorobiphenyl	28.630	28.630	28.630	28.630	28.620

FORM 8
PCB ANALYTICAL SEQUENCE

Lab Name: MITKEM CORPORATION

Contract:

Lab Code: MITKEM

Case No.:

SAS No.:

SDG No.: A0824

GC Column: DB-1701 ID: 0.53 (mm) Init. Calib. Date(s): 05/16/02 05/16/02

Instrument ID: E4

THE ANALYTICAL SEQUENCE OF PERFORMANCE EVALUATION MIXTURES, BLANKS,
SAMPLES, AND STANDARDS IS GIVEN BELOW:

MEAN SURROGATE RT FROM INITIAL CALIBRATION					
		TCX: 8.59		DCB: 28.62	
CLIENT SAMPLE NO.	LAB SAMPLE ID	DATE ANALYZED	TIME ANALYZED	TCX RT #	DCB RT #
01	AR1232AL3	AR1232AL3	05/16/02	0918	8.60 28.63
02	AR1242AL1	AR1242AL1	05/16/02	0957	8.60 28.64
03	AR1242AL2	AR1242AL2	05/16/02	1036	8.60 28.63
04	AR1242AL3	AR1242AL3	05/16/02	1115	8.60 28.63
05	AR1242AL4	AR1242AL4	05/16/02	1326	8.62 28.65
06	AR1242AL5	AR1242AL5	05/16/02	1405	8.60 28.65
07	AR1248AL1	AR1248AL1	05/16/02	1444	8.60 28.64
08	AR1248AL2	AR1248AL2	05/16/02	1523	8.60 28.64
09	AR1248AL3	AR1248AL3	05/16/02	1602	8.60 28.64
10	AR1248AL4	AR1248AL4	05/16/02	1641	8.60 28.64
11	AR1248AL5	AR1248AL5	05/16/02	1720	8.60 28.64
12	AR2154AL1	AR2154AL1	05/16/02	1759	8.60 28.64
13	AR2154AL2	AR2154AL2	05/16/02	1838	8.60 28.64
14	AR2154AL3	AR2154AL3	05/16/02	1917	8.60 28.63
15	AR2154AL4	AR2154AL4	05/16/02	1957	8.60 28.63
16	AR2154AL5	AR2154AL5	05/16/02	2036	8.60 28.63
17	AR1660AL1	AR1660AL1	05/16/02	2115	8.59 28.63
18	AR1660AL2	AR1660AL2	05/16/02	2154	8.59 28.63
19	AR1660AL3	AR1660AL3	05/16/02	2233	8.60 28.63
20	AR1660AL4	AR1660AL4	05/16/02	2312	8.59 28.63
21	AR1660AL5	AR1660AL5	05/16/02	2351	8.59 28.62
22	AR1660AA	AR1660AA	05/29/02	1952	8.60 28.64
23	BBLK4A	B0528-BS1	05/29/02	2111	8.60 28.63
24	B4ALCS	B0528-LS1	05/29/02	2150	8.60 28.62
25	B4ALCSD	B0528-LS1DUP	05/29/02	2229	8.60 28.63
26	B-34 2-4	A0824-01A	05/29/02	2308	8.60 28.63
27	B-36 2-4	A0824-02A	05/29/02	2347	8.60 28.63
28	B-40 2-4	A0824-03A	05/30/02	0026	8.60 28.63
29	B-48 2-4	A0824-04A	05/30/02	0105	8.60 28.63
30	B-35 2-4	A0824-05A	05/30/02	0144	8.60 28.62
31	B-39 2-4	A0824-06A	05/30/02	0223	8.60 28.62
32	B-44 2-4	A0824-07A	05/30/02	0302	8.60 28.62

QC LIMITS

TCX = Tetrachloro-m-xylene (+/- 0.05 MINUTES)
DCB = Decachlorobiphenyl (+/- 0.10 MINUTES)

Column used to flag retention time values with an asterisk.
* Values outside of QC limits.

FORM 8
PCB ANALYTICAL SEQUENCE

Lab Name: MITKEM CORPORATION Contract:
 Lab Code: MITKEM Case No.: SAS No.: SDG No.: A0824
 GC Column: DB-608 ID: 0.53 (mm) Init. Calib. Date(s): 05/16/02 05/16/02
 Instrument ID: E4

THE ANALYTICAL SEQUENCE OF PERFORMANCE EVALUATION MIXTURES, BLANKS,
 SAMPLES, AND STANDARDS IS GIVEN BELOW:

MEAN SURROGATE RT FROM INITIAL CALIBRATION						
TCX: 5.96 DCB: 23.14						
	CLIENT SAMPLE NO.	LAB SAMPLE ID	DATE ANALYZED	TIME ANALYZED	TCX RT #	DCB RT #
	=====	=====	=====	=====	=====	=====
01	AR1660AB	AR1660AB	05/30/02	0617	5.95	23.14
02						
03						
04						
05						
06						
07						
08						
09						
10						
11						
12						
13						
14						
15						
16						
17						
18						
19						
20						
21						
22						
23						
24						
25						
26						
27						
28						
29						
30						
31						
32						

QC LIMITS

TCX = Tetrachloro-m-xylene (+/- 0.05 MINUTES)
 DCB = Decachlorobiphenyl (+/- 0.10 MINUTES)

Column used to flag retention time values with an asterisk.
 * Values outside of QC limits.

FORM 10
PCB IDENTIFICATION SUMMARY
FOR MULTICOMPONENT ANALYTES

CLIENT SAMPLE NO.

B4ALCS

Lab Name: MITKEM CORPORATION

Contract:

Lab Code: MITKEM

Case No.:

SAS No.:

SDG No.: A0824

Lab Sample ID: B0528-LS1

Date(s) Analyzed: 05/29/02 05/29/02

Instrument ID (1): E4

Instrument ID (2): E4

GC Column(1): DB-1701

ID: 0.53 (mm)

GC Column(2): DB-608

ID: 0.53 (mm)

ANALYTE	PEAK	RT	RT WINDOW		CONCENTRATION	MEAN CONCENTRATION	%D
			FROM	TO			
Aroclor-1016 COLUMN 1	1	12.01	11.93	12.07	250	260	
	2	13.57	13.49	13.63	260		
	3	14.01	13.93	14.07	260		
	4						
	5						
COLUMN 2	1	8.41	8.34	8.48	310	310	17.5
	2	9.03	8.96	9.10	300		
	3	11.60	11.54	11.68	310		
	4						
	5						
Aroclor-1260 COLUMN 1	1	21.35	21.28	21.42	260	270	
	2	23.32	23.25	23.39	270		
	3	24.42	24.35	24.49	270		
	4						
	5						
COLUMN 2	1	16.23	16.16	16.30	320	330	20.0
	2	17.04	16.96	17.10	330		
	3	19.06	19.00	19.14	330		
	4						
	5						
COLUMN 1	1						
	2						
	3						
	4						
	5						
COLUMN 2	1						
	2						
	3						
	4						
	5						

At least 3 peaks are required for identification of multicomponent analytes.

FORM 10
 PCB IDENTIFICATION SUMMARY
 FOR MULTICOMPONENT ANALYTES

CLIENT SAMPLE NO.

B4ALCSD

Lab Name: MITKEM CORPORATION

Contract:

Lab Code: MITKEM Case No.:

SAS No.:

SDG No.: A0824

Lab Sample ID: B0528-LS1DUP

Date(s) Analyzed: 05/29/02 05/29/02

Instrument ID (1): E4

Instrument ID (2): E4

GC Column(1): DB-1701

ID: 0.53(mm)

GC Column(2): DB-608

ID: 0.53(mm)

ANALYTE	PEAK	RT	RT WINDOW		CONCENTRATION	MEAN CONCENTRATION	%D
			FROM	TO			
Aroclor-1016 COLUMN 1	1	12.01	11.93	12.07	260	260	
	2	13.57	13.49	13.63	260		
	3	14.01	13.93	14.07	270		
	4						
	5						
COLUMN 2	1	8.40	8.34	8.48	310	310	17.5
	2	9.03	8.96	9.10	310		
	3	11.60	11.54	11.68	320		
	4						
	5						
Aroclor-1260 COLUMN 1	1	21.35	21.28	21.42	260	270	
	2	23.32	23.25	23.39	280		
	3	24.43	24.35	24.49	280		
	4						
	5						
COLUMN 2	1	16.23	16.16	16.30	320	330	20.0
	2	17.04	16.96	17.10	330		
	3	19.06	19.00	19.14	340		
	4						
	5						
COLUMN 1	1						
	2						
	3						
	4						
	5						
COLUMN 2	1						
	2						
	3						
	4						
	5						

At least 3 peaks are required for identification of multicomponent analytes.

Data File: \\AVOCADRU\USERDATA\Organic\svoa\E4.i\020515F.B\E4B3803F.D

Date: 16-MAY-2002 09:18

Client ID: AR1232AL3

Sample Info: AR1232AL3,AR1232AL3,,ar1232.sub,,

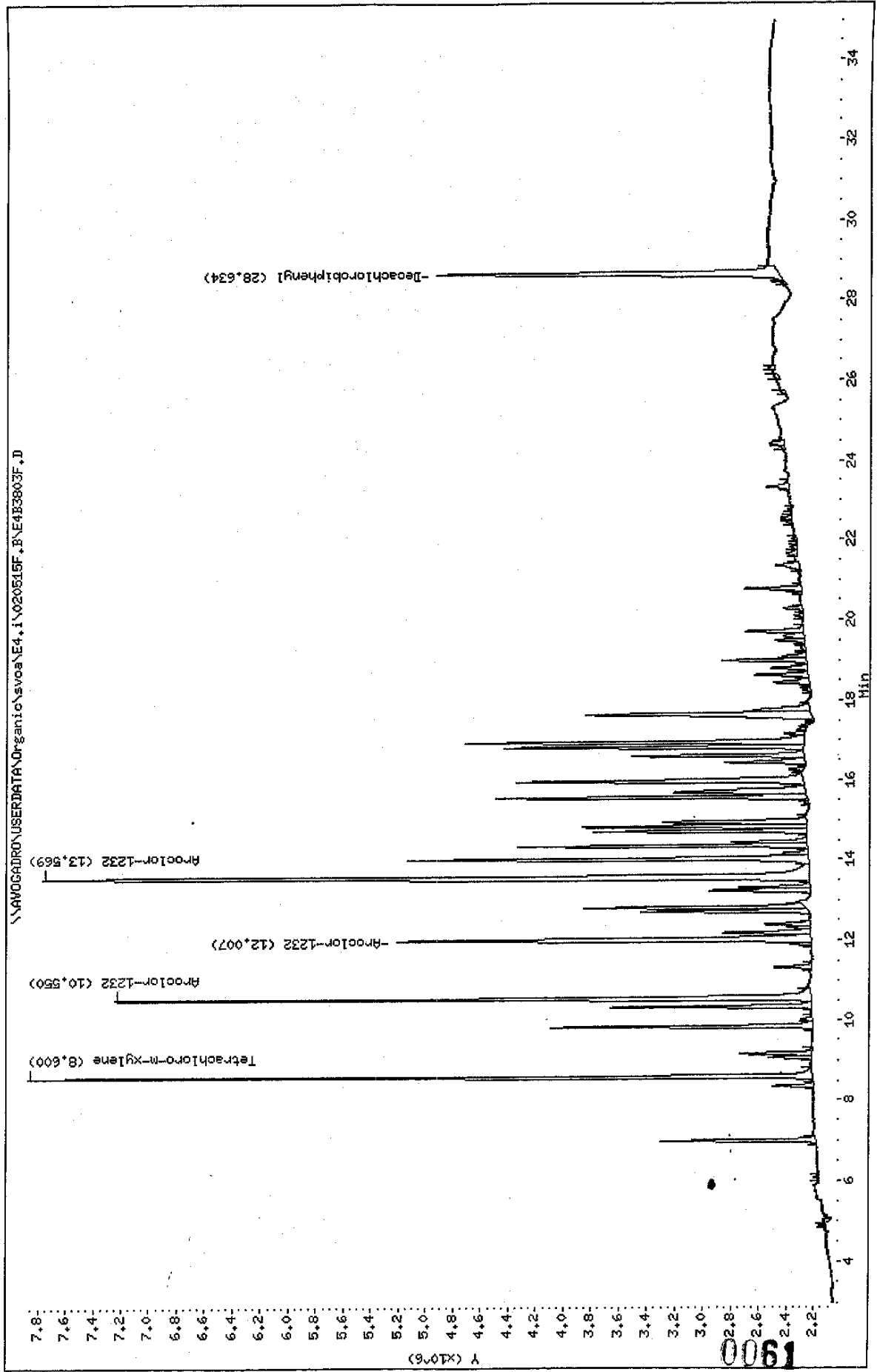
Volume Injected (ul): 1.0

Column phase: DB-1701

Instrument: E4.i

Operator: GHL

Column diameter: 0.53



Data File: \\AVOCARDRO\USERDATA\Organic\svoa\E4,i\020519R,B\E4B3803R.D

Date : 16-MAY-2002 09:18

Client ID: AR1232AL3

Sample Info: AR1232AL3,AR1232AL3,,ar1232.sub,,

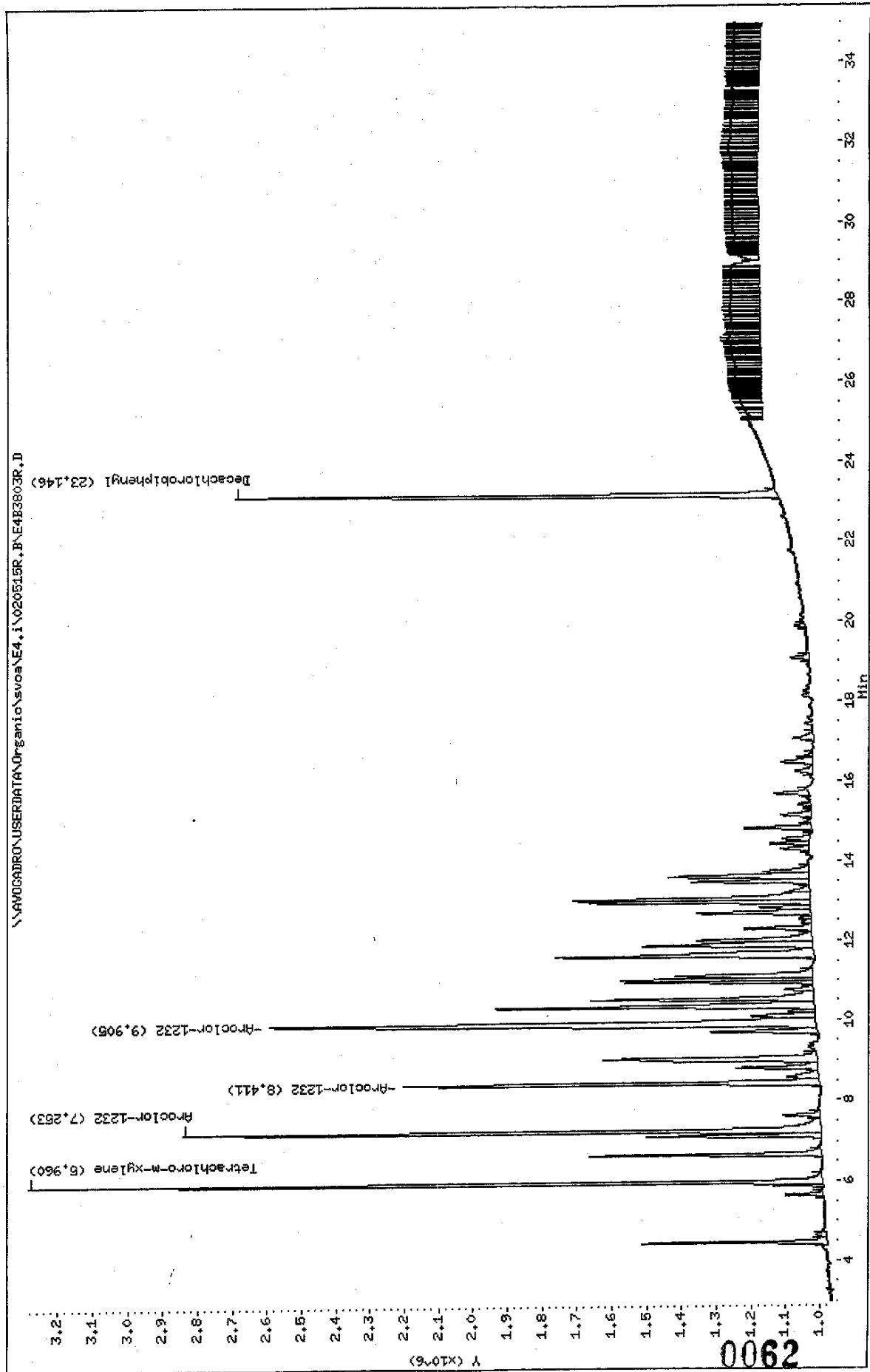
Volume Injected (ul): 1.0

Column phase: DB-608

Instrument: E4,i

Operator: GHL

Column diameter: 0.53



Data File: E4B3803F.D
 Report Date: 17-May-2002 08:17

Mitkem Corporation

Sample #1 : \\AVOGADRO\USERDATA\Organic\svoa\E4.i\020515F.B\E4B3803F.D
 Sample #2 : \\AVOGADRO\USERDATA\Organic\svoa\E4.i\020515R.B\E4B3803R.D
 Inj Date : 16-MAY-2002 09:18
 Sample Info: AR1232AL3,AR1232AL3,,ar1232.sub,,
 Misc Info :
 Cal Date : 17-MAY-2002 07:53
 Operator : GML
 Inst ID : E4.i
 Dil Factor : 1.000000

Method #1 : \\AVOGADRO\USERDATA\Organic\svoa\E4.i\020515F.B\E4_PCB_F.m
 Method #2 : \\AVOGADRO\USERDATA\Organic\svoa\E4.i\020515R.B\E4_PCB_R.m
 Sub List #1 : ar1232.sub
 Sub List #2 : ar1232.sub
 Col #1 Phase : DB-1701
 Col #2 Phase : DB-608

Concentration Formula: Amt * DF * Uf * Vt / (Vo * Vi)

Name	Value	Description
DF	1.000	Dilution Factor
Uf	1.000	Correction factor
Vt	10000.000	Volume of final extract (uL)
Vo	1000.000	Volume of sample extracted (ml)
Vi	1.000	Volume injected (uL)

Compound	RT#1	RT#2	Resp#1	Resp#2	Conc#1 (ug/L)	Conc#2 (ug/L)	Target Range	Ratio
Tetrachloro-m-xylene	8.600	5.960	5658402	2290360	0.020	0.020		100.00(a)
Aroclor-1232	10.550	7.253	5017615	1843550	1.0	1.0	80.00- 120.00	100.00
	12.007	8.411	2987576	1202328	1.0	1.0	39.54- 79.54	59.54
	13.569	9.905	5531551	1581937	1.0	1.0	90.24- 130.24	110.24
	Average of Peak Amounts =				1.0	1.0		
Decachlorobiphenyl	28.634	23.146	2460322	1565460	0.020	0.020		100.00(a)

QC Flag Legend

a - Target compound detected but, quantitated amount
 Below Limit Of Quantitation(BLOQ).

OK
5/17/02

Data File: \\AVOCARDRO\USERDATA\Organic\svoa\E4.1\020615F.B\E4B3804F.D

Date: 16-MAY-2002 09:57

Client ID: AR12424L1

Sample Info: AR12424L1,AR12424L1,,ar1242,sub,,

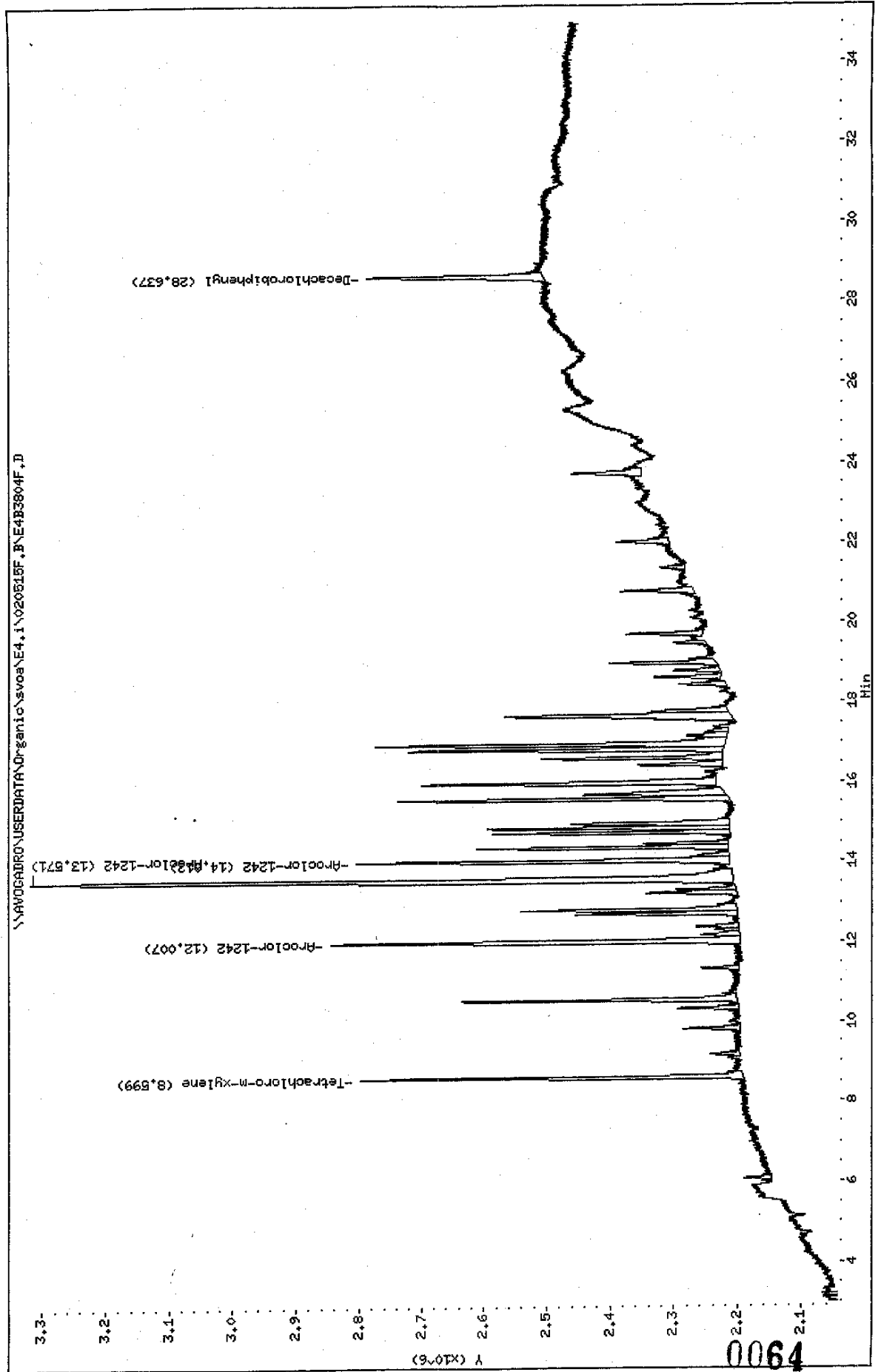
Volume Injected (uL): 1.0

Column phase: DB-1701

Instrument: E4.1

Operator: CHL

Column diameter: 0.53



Data File: \\AVOGADRO\USERDATA\Organic\svosa\E4.i\020515R.P\E4B3804R.D

Date: 16-MAY-2002 09:57

Client ID: AR1242AL1

Sample Info: AR1242AL1,AR1242AL1,,ar1242,sub,,

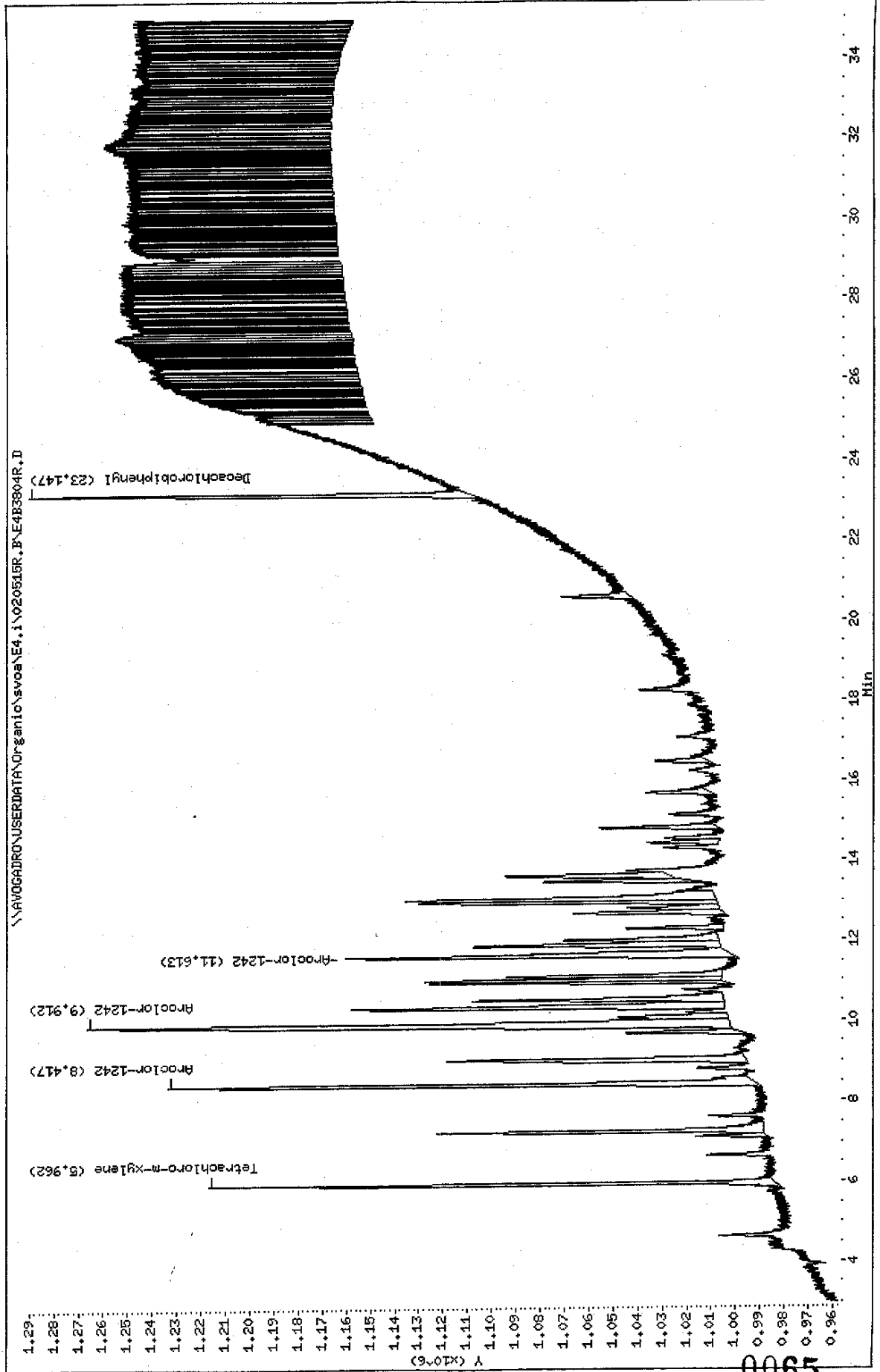
Volume Injected (ul): 1.0

Column phase: DB-608

Instrument: E4.i

Operator: GHL

Column diameter: 0.53



0065

Data File: E4B3804F.D
 Report Date: 17-May-2002 08:17

Mitkem Corporation

Sample #1 : \\AVOGADRO\USERDATA\Organic\svoa\E4.i\020515F.B\E4B3804F.D
 Sample #2 : \\AVOGADRO\USERDATA\Organic\svoa\E4.i\020515R.B\E4B3804R.D
 Inj Date : 16-MAY-2002 09:57
 Sample Info: AR1242AL1,AR1242AL1,,ar1242.sub,,
 Misc Info :
 Cal Date : 17-MAY-2002 07:53
 Operator : GML
 Inst ID : E4.i
 Dil Factor : 1.000000

Method #1 : \\AVOGADRO\USERDATA\Organic\svoa\E4.i\020515F.B\E4_PCB_F.m
 Method #2 : \\AVOGADRO\USERDATA\Organic\svoa\E4.i\020515R.B\E4_PCB_R.m
 Sub List #1 : ar1242.sub
 Sub List #2 : ar1242.sub
 Col #1 Phase : DB-1701
 Col #2 Phase : DB-608

Concentration Formula: Amt * DF * Uf * Vt / (Vo * Vi)

Name	Value	Description
DF	1.000	Dilution Factor
Uf	1.000	Correction factor
Vt	10000.000	Volume of final extract (uL)
Vo	1000.000	Volume of sample extracted (ml)
Vi	1.000	Volume injected (uL)

Compound	RT#1	RT#2	Resp#1	Resp#2	Conc#1 (ug/L)	Conc#2 (ug/L)	Target Range	Ratio
Tetrachloro-m-xylene	8.599	5.962	606470	233262	0.0021	0.0021		100.00 (a)
Aroclor-1242	12.007	8.417	649637	241755	0.10	0.10	80.00- 120.00	100.00 (a)
	13.571	9.912	1110181	264025	0.10	0.10	195.66- 235.66	170.89 (a)
	14.012	11.613	590309	158993	0.10	0.10	87.30- 127.30	90.87 (a)
	Average of Peak Amounts =				0.10	0.10		
Decachlorobiphenyl	28.637	23.147	282011	182433	0.0021	0.0022		100.00 (a)

QC Flag Legend

a - Target compound detected but, quantitated amount
 Below Limit Of Quantitation(BLOQ).

Data File: \\AVOCADRON\USERDATA\Organic\svos\4,1\020515F,B\4E4B3805F.D

Date : 16-MAY-2002 10:36

Client ID: AR1242AL2

Sample Info: AR1242AL2,AR1242AL2,,ar1242,sub,,

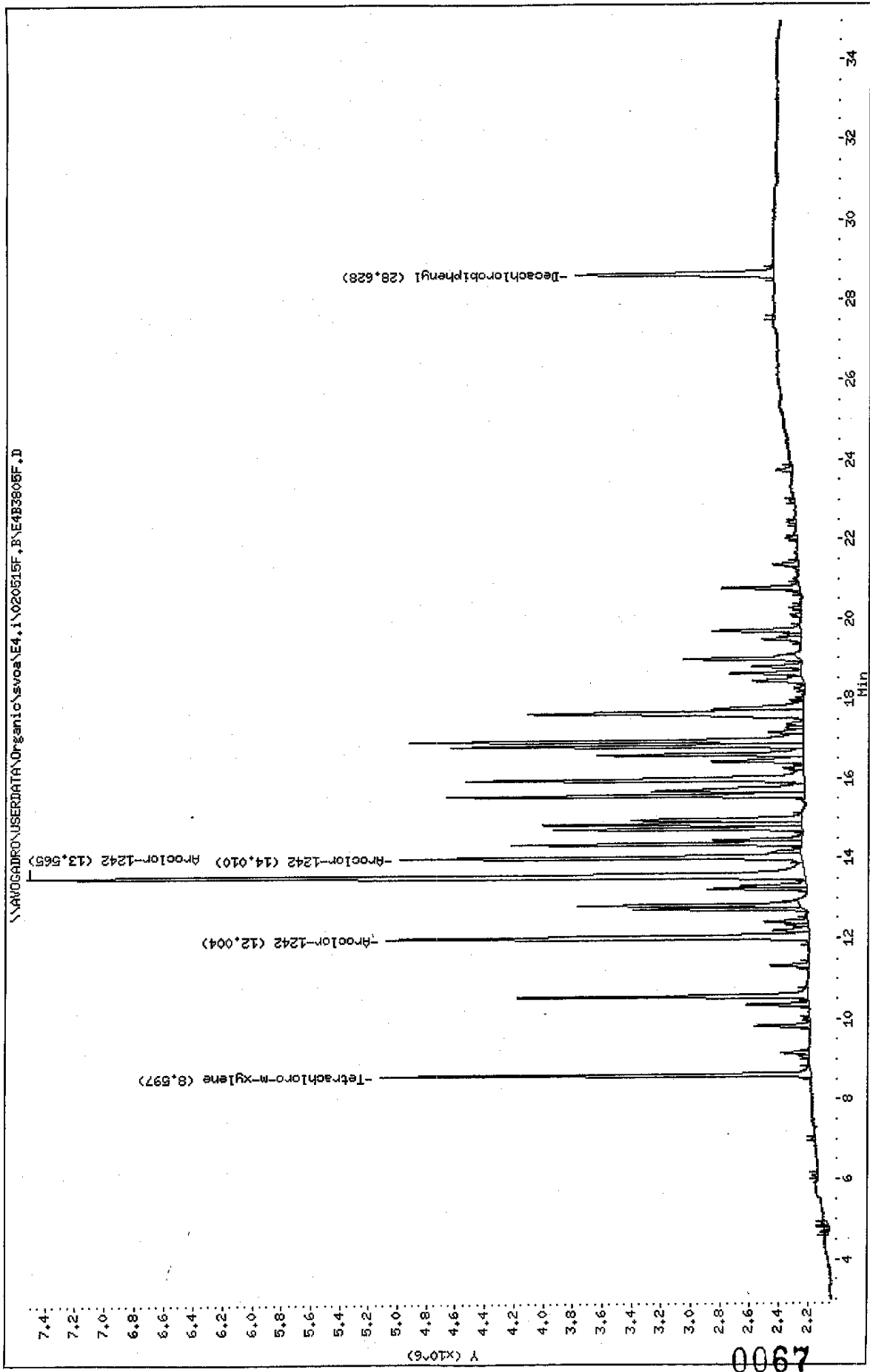
Volume Injected (uL): 1.0

Column phase: DB-1701

Instrument: E4.i

Operator: CHL

Column diameter: 0.53



0067

Data File: \\AV06ADRO\USERDATA\Organic\svoa\E4,i\02051BR,B\E4B3805R.D

Date: 16-MAY-2002 10:36

Client ID: AR1242AL2

Sample Info: AR1242AL2,AR1242AL2,,ar1242.sub,,

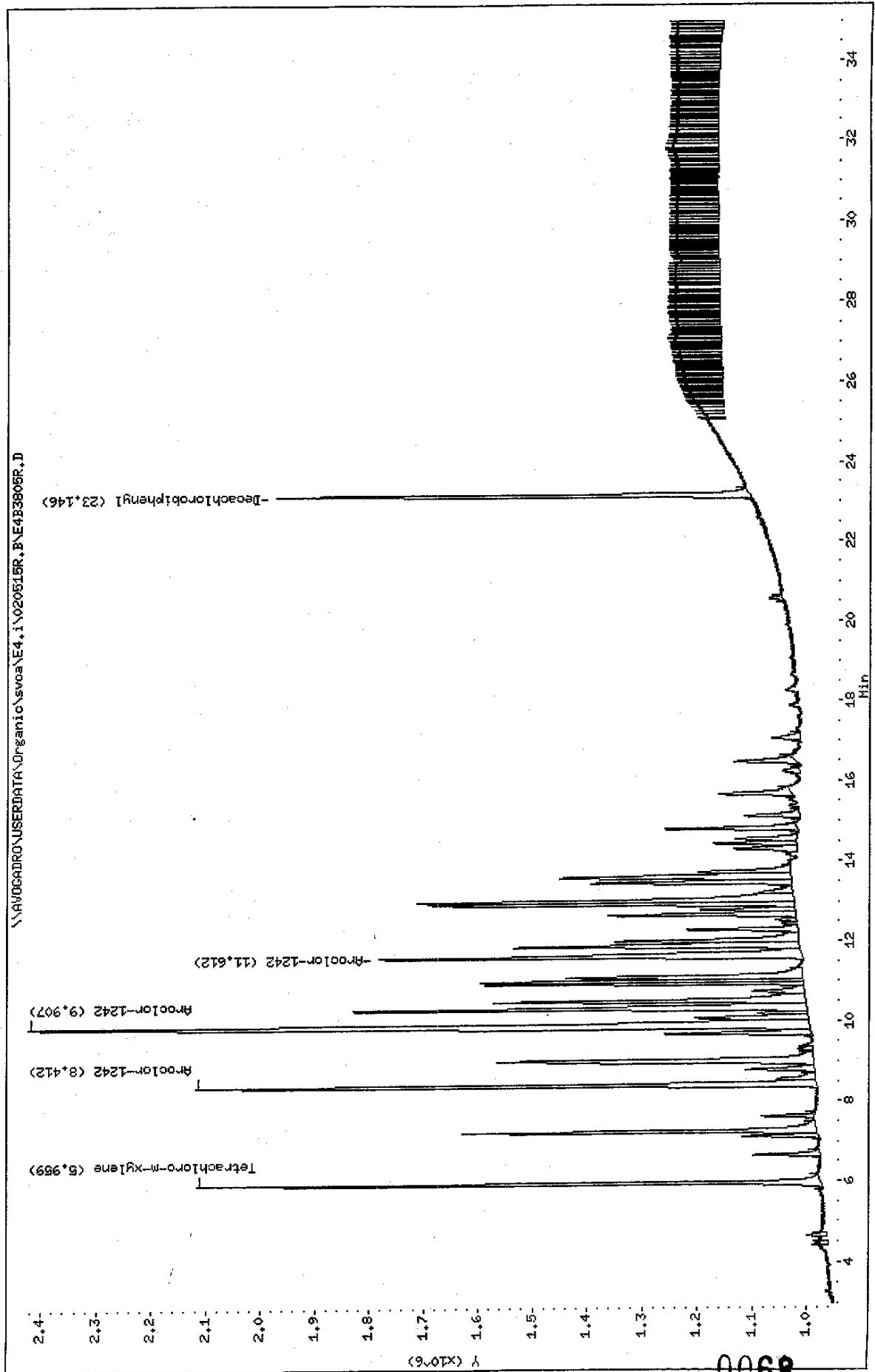
Volume Injected (uL): 1.0

Column phase: DB-608

Instrument: E4,i

Operator: CHL

Column diameter: 0.53



Data File: E4B3805F.D
 Report Date: 17-May-2002 08:17

Mitkem Corporation

Sample #1 : \\AVOGADRO\USERDATA\Organic\svoa\E4.i\020515F.B\E4B3805F.D
 Sample #2 : \\AVOGADRO\USERDATA\Organic\svoa\E4.i\020515R.B\E4B3805R.D
 Inj Date : 16-MAY-2002 10:36
 Sample Info: AR1242AL2,AR1242AL2,,ar1242.sub,,
 Misc Info :
 Cal Date : 17-MAY-2002 07:53
 Operator : GML
 Inst ID : E4.i
 Dil Factor : 1.000000

Method #1 : \\AVOGADRO\USERDATA\Organic\svoa\E4.i\020515F.B\E4_PCB_F.m
 Method #2 : \\AVOGADRO\USERDATA\Organic\svoa\E4.i\020515R.B\E4_PCB_R.m
 Sub List #1 : ar1242.sub
 Sub List #2 : ar1242.sub
 Col #1 Phase : DB-1701
 Col #2 Phase : DB-608

Concentration Formula: Amt * DF * Uf * Vt / (Vo * Vi)

Name	Value	Description
DF	1.000	Dilution Factor
Uf	1.000	Correction factor
Vt	10000.000	Volume of final extract (uL)
Vo	1000.000	Volume of sample extracted (ml)
Vi	1.000	Volume injected (uL)

Compound	RT#1	RT#2	Resp#1	Resp#2	Conc#1 (ug/L)	Conc#2 (ug/L)	Target Range	Ratio
Tetrachloro-m-xylene	8.597	5.959	2939740	1141023	0.010	0.010		100.00 (a)
Aroclor-1242	12.004	8.412	2887156	1136050	0.47	0.48	80.00- 120.00	100.00 (a)
	13.565	9.907	5298190	1426284	0.49	0.52	195.66- 235.66	183.51 (a)
	14.010	11.612	2744739	772875	0.48	0.49	87.30- 127.30	95.07 (a)
	Average of Peak Amounts =				0.48	0.50		
Decachlorobiphenyl	28.628	23.146	1349359	865494	0.010	0.010		100.00 (a)

Dx
5/16/02

QC Flag Legend

a - Target compound detected but, quantitated amount
 Below Limit Of Quantitation(BLOQ).

Data File: \\AVOCADRON\USERDATA\Organic\svoa\E4.1\020515F.BNE4B3806F.D

Date: 16-MAY-2002 11:15

Client ID: AR1242AL3

Sample Info: AR1242AL3,AR1242AL3,,ar1242.sub,,

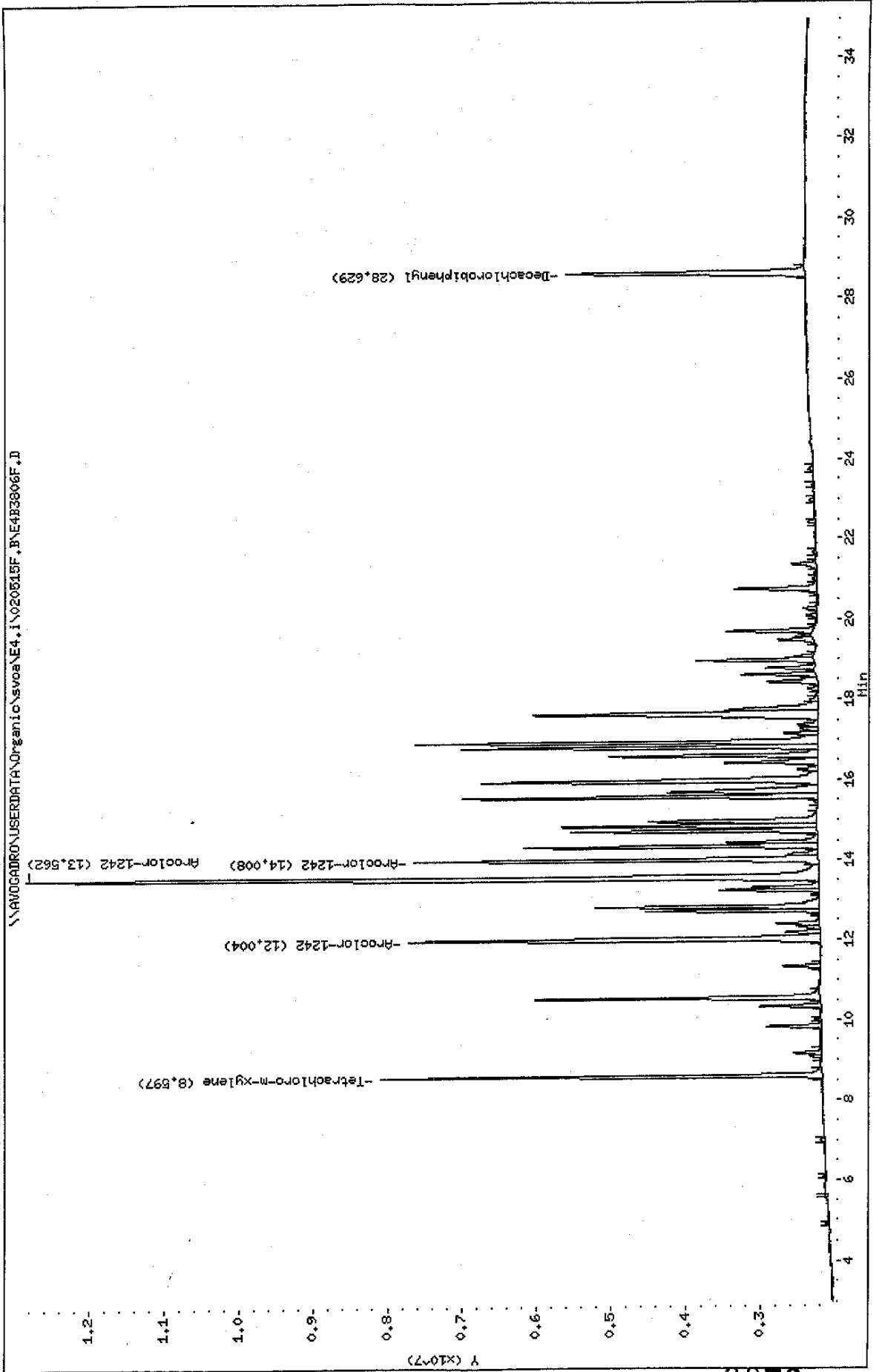
Volume Injected (uL): 1.0

Column phase: DB-1701

Instrument: E4.1

Operator: GHL

Column diameter: 0.53



0700

Data File: \\AV06ADRO\USERDATA\Organic\svoa\E4.1\020515R,B\E4B3806R.D

Date : 16-MAY-2002 11:15

Client ID: AR1242AL3

Sample Info: AR1242AL3,AR1242AL3,,ar1242.sub,,

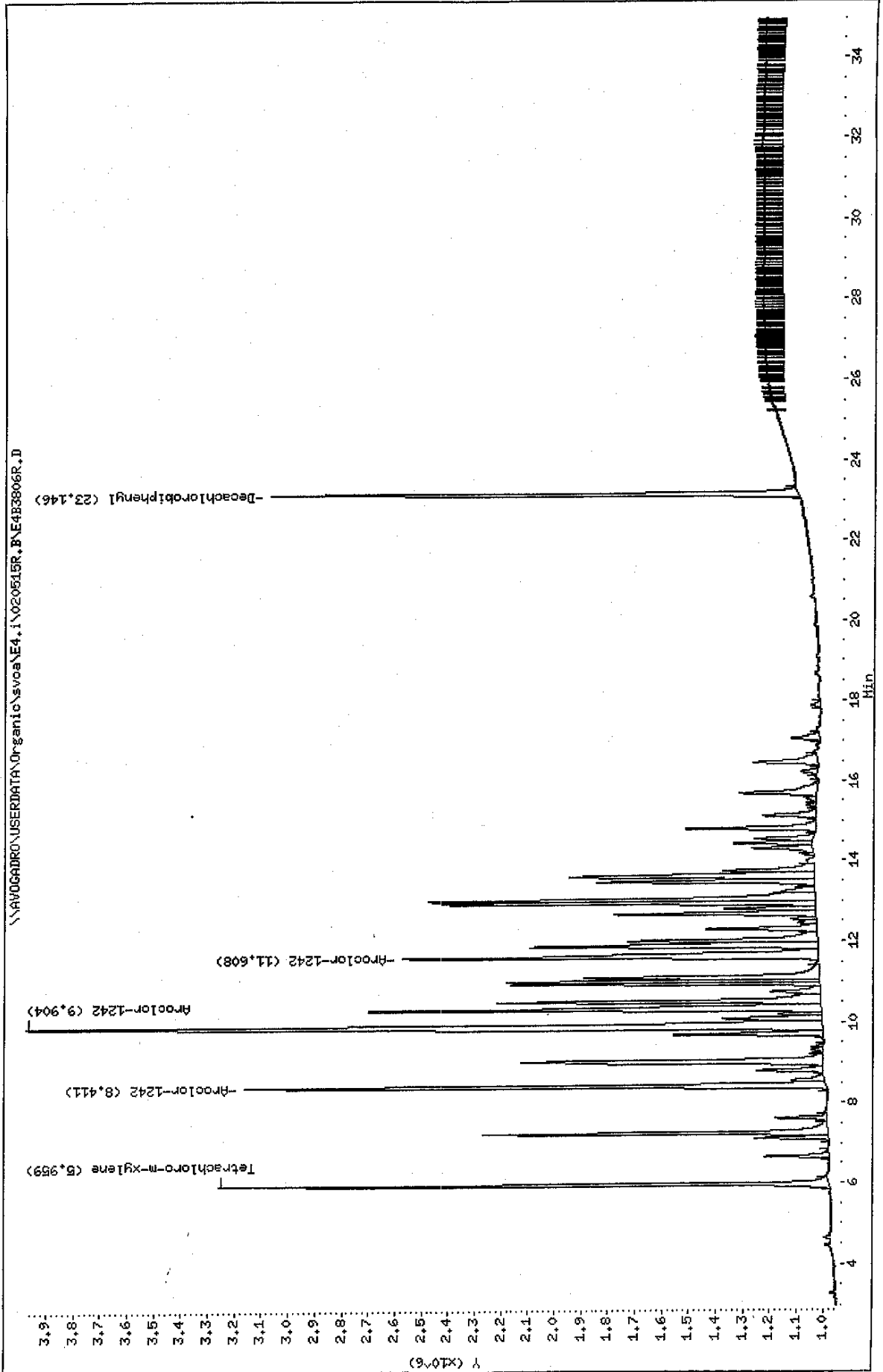
Volume Injected (uL): 1.0

Column phase: DB-608

Instrument: E4.i

Operator: GHL

Column diameter: 0.53



0071

Data File: E4B3806F.D
 Report Date: 17-May-2002 08:17

Mitkem Corporation

Sample #1 : \\AVOGADRO\USERDATA\Organic\svoa\E4.i\020515F.B\E4B3806F.D
 Sample #2 : \\AVOGADRO\USERDATA\Organic\svoa\E4.i\020515R.B\E4B3806R.D
 Inj Date : 16-MAY-2002 11:15
 Sample Info: AR1242AL3,AR1242AL3,,ar1242.sub,,
 Misc Info :
 Cal Date : 17-MAY-2002 07:53
 Operator : GML
 Inst ID : E4.i
 Dil Factor : 1.000000

Method #1 : \\AVOGADRO\USERDATA\Organic\svoa\E4.i\020515F.B\E4_PCB_F.m
 Method #2 : \\AVOGADRO\USERDATA\Organic\svoa\E4.i\020515R.B\E4_PCB_R.m
 Sub List #1 : ar1242.sub
 Sub List #2 : ar1242.sub
 Col #1 Phase : DB-1701
 Col #2 Phase : DB-608

Concentration Formula: Amt * DF * Uf * Vt / (Vo * Vi)

Name	Value	Description
DF	1.000	Dilution Factor
Uf	1.000	Correction factor
Vt	10000.000	Volume of final extract (uL)
Vo	1000.000	Volume of sample extracted (ml)
Vi	1.000	Volume injected (uL)

Compound	RT#1	RT#2	Resp#1	Resp#2	Conc#1 (ug/L)	Conc#2 (ug/L)	Target Range	Ratio
Tetrachloro-m-xylene	8.597	5.959	5914248	2278945	0.020	0.020		100.00 (a)
Aroclor-1242	12.004	8.411	5515181	2172985	0.93	0.95	80.00- 120.00	100.00 (a)
	13.562	9.904	10605192	2970140	0.98	1.0	195.66- 235.66	192.29 (a)
	14.008	11.608	5400688	1550112	0.96	0.99	87.30- 127.30	97.92 (a)
	Average of Peak Amounts =				0.96	0.98		
Decachlorobiphenyl	28.629	23.146	3190481	1968151	0.022	0.022		100.00 (a)

3/1/02

QC Flag Legend

a - Target compound detected but, quantitated amount
 Below Limit Of Quantitation(BLOQ).

Data File: \\AVOGADRON\USERDATA\Organic\svoa\E4.i\020515F.BAE4B3607F.D

Date: 16-MAY-2002 13:26

Client ID: AR1242AL4

Sample Info: AR1242AL4,AR1242AL4,,ar1242.sub,,

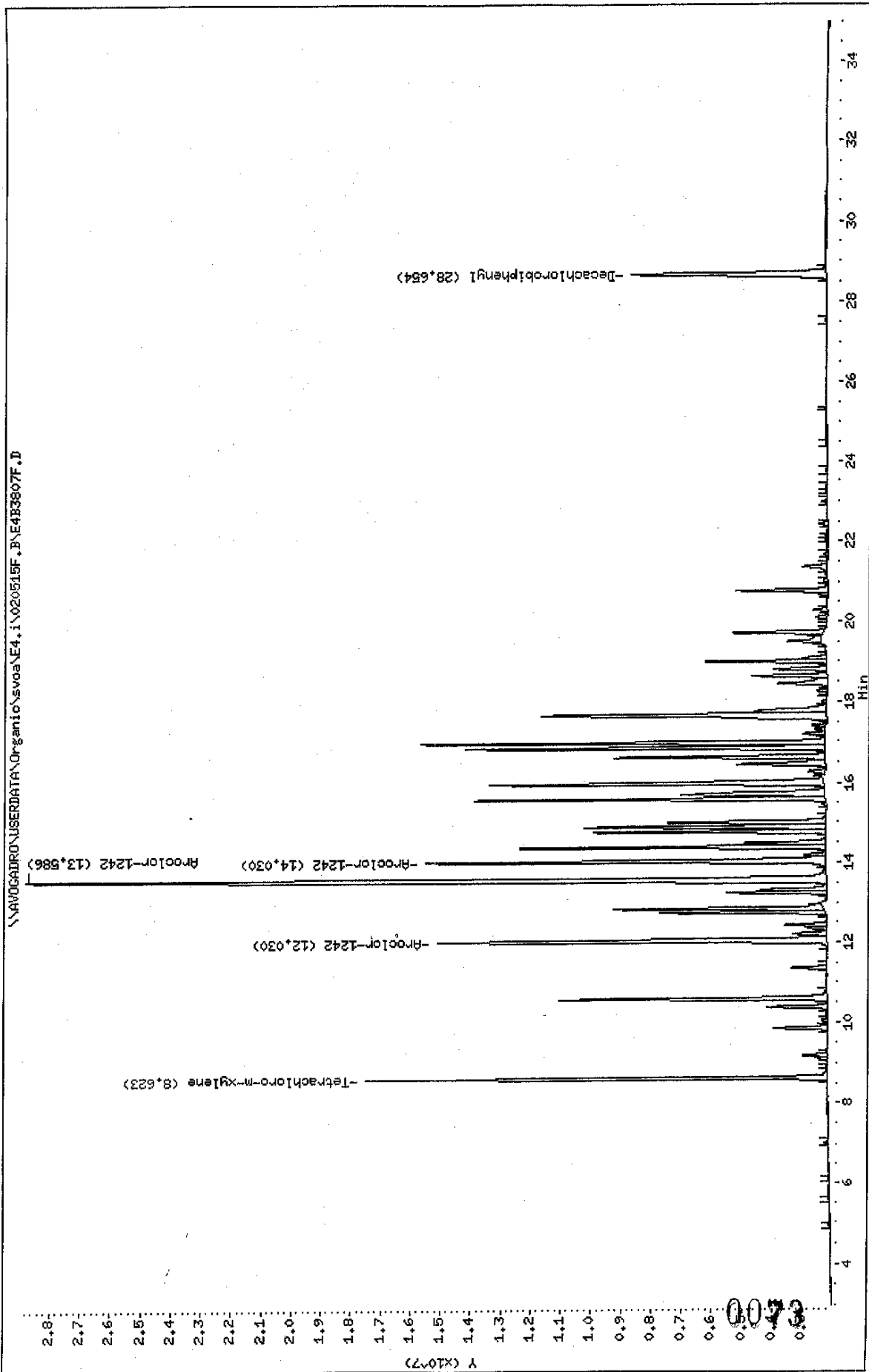
Volume Injected (uL): 1.0

Column phase: DB-1701

Instrument: E4.i

Operator: GML

Column diameter: 0.53



Data File: \AVOCARD\USERDATA\Organic\svoc\E4.i\020515R.B\E4B3807R.D

Date: 16-MAY-2002 13:26

Client ID: AR1242AL4

Sample Info: AR1242AL4,AR1242AL4,,ar1242.sub,,

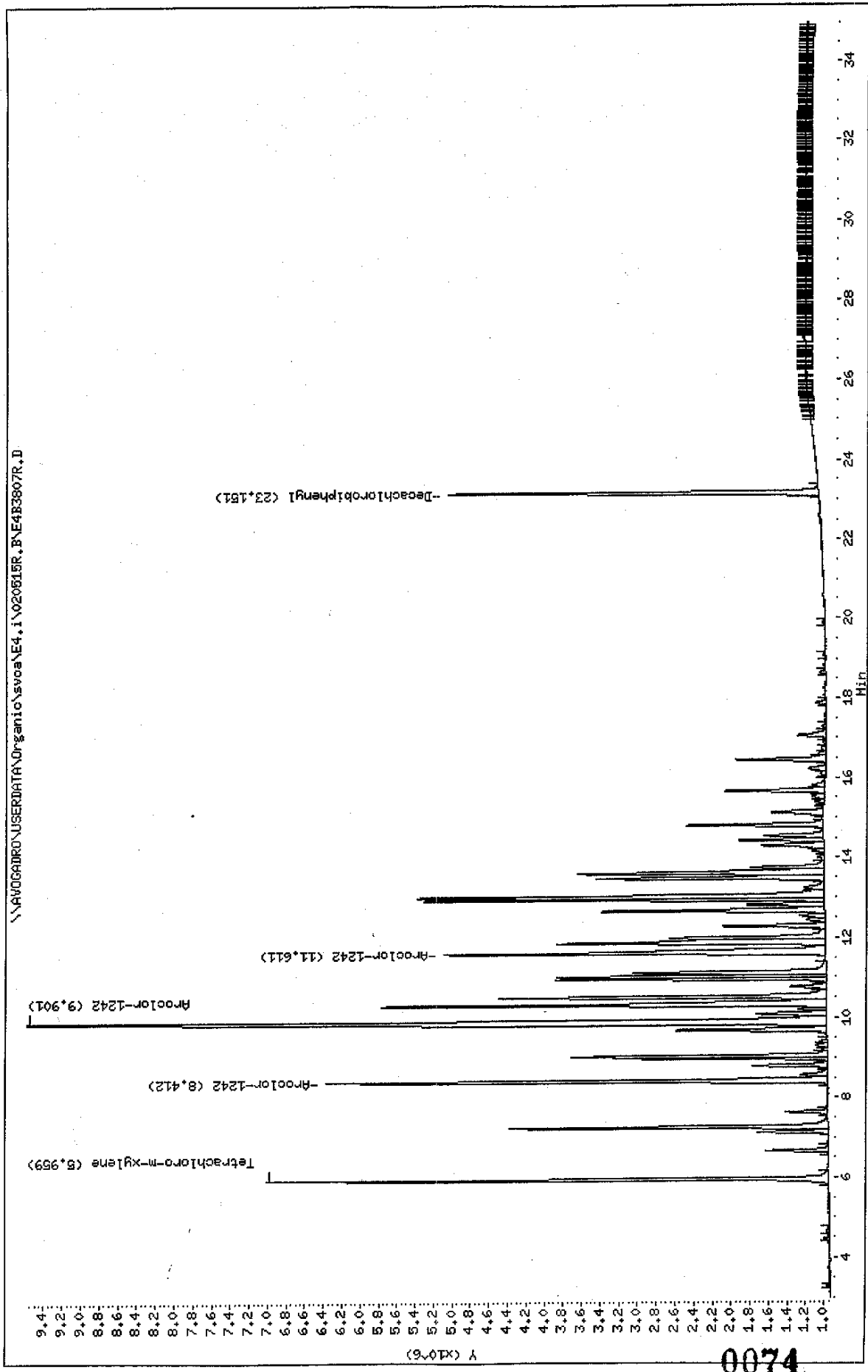
Volume Injected (uL): 1.0

Column phase: DB-608

Instrument: E4.i

Operator: GML

Column diameter: 0.53



0074

Data File: E4B3807F.D
 Report Date: 17-May-2002 08:17

Mitkem Corporation

Sample #1 : \\AVOGADRO\USERDATA\Organic\svoa\E4.i\020515F.B\E4B3807F.D
 Sample #2 : \\AVOGADRO\USERDATA\Organic\svoa\E4.i\020515R.B\E4B3807R.D
 Inj Date : 16-MAY-2002 13:26
 Sample Info: AR1242AL4, AR1242AL4, , ar1242.sub, ,
 Misc Info :
 Cal Date : 17-MAY-2002 07:53
 Operator : GML
 Inst ID : E4.i
 Dil Factor : 1.000000

Method #1 : \\AVOGADRO\USERDATA\Organic\svoa\E4.i\020515F.B\E4_PCB_F.m
 Method #2 : \\AVOGADRO\USERDATA\Organic\svoa\E4.i\020515R.B\E4_PCB_R.m
 Sub List #1 : ar1242.sub
 Sub List #2 : ar1242.sub
 Col #1 Phase : DB-1701
 Col #2 Phase : DB-608

Concentration Formula: Amt * DF * Uf * Vt / (Vo * Vi)

Name	Value	Description
DF	1.000	Dilution Factor
Uf	1.000	Correction factor
Vt	10000.000	Volume of final extract (uL)
Vo	1000.000	Volume of sample extracted (ml)
Vi	1.000	Volume injected (uL)

Compound	RT#1	RT#2	Resp#1	Resp#2	Conc#1 (ug/L)	Conc#2 (ug/L)	Target Range	Ratio
Tetrachloro-m-xylene	8.623	5.959	15352126	6052178	0.051	0.050		100.00(a)
Aroclor-1242	12.030	8.412	12910835	5400023	2.2	2.4	80.00- 120.00	100.00
	13.586	9.901	26537719	8596242	2.5	2.9	195.66- 235.66	205.55
	14.030	11.611	13267562	4094550	2.4	2.6	87.30- 127.30	102.76
	Average of Peak Amounts =				2.4	2.6		
Decachlorobiphenyl	28.654	23.151	6445075	3979450	0.046	0.044		100.00(a)

30K
5/17/02

QC Flag Legend

a - Target compound detected but, quantitated amount
 Below Limit Of Quantitation(BLOQ).

Data File: \\AVOGADRO\USERDATA\Organic\svoa\E4,i\020515F.BAE4B3808F.D

Date: 16-MAY-2002 14:05

Client ID: AR1242AL5

Sample Info: AR1242AL5,AR1242AL5,,ar1242.sub,,

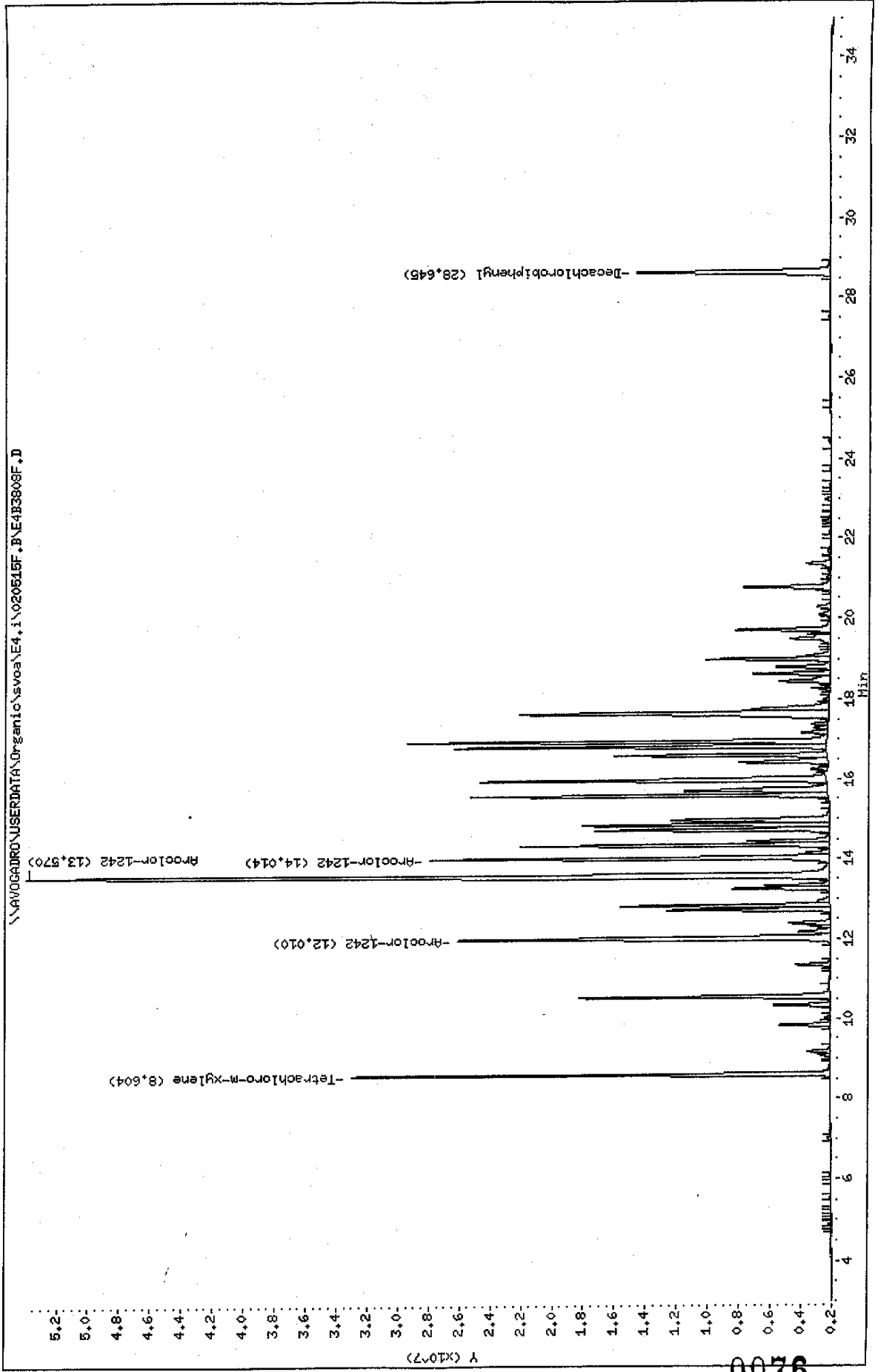
Volume Injected (uL): 1.0

Column phase: DB-1701

Instrument: E4.i

Operator: GML

Column diameter: 0.53



9700

Data File: \\AVOGADRO\USERDATA\Organic\svos\E4,i\020515R,B\E4B3808R.D

Date: 16-MAY-2002 14:05

Client ID: AR1242AL5

Sample Info: AR1242AL5,AR1242AL5,,ar1242,sub,,

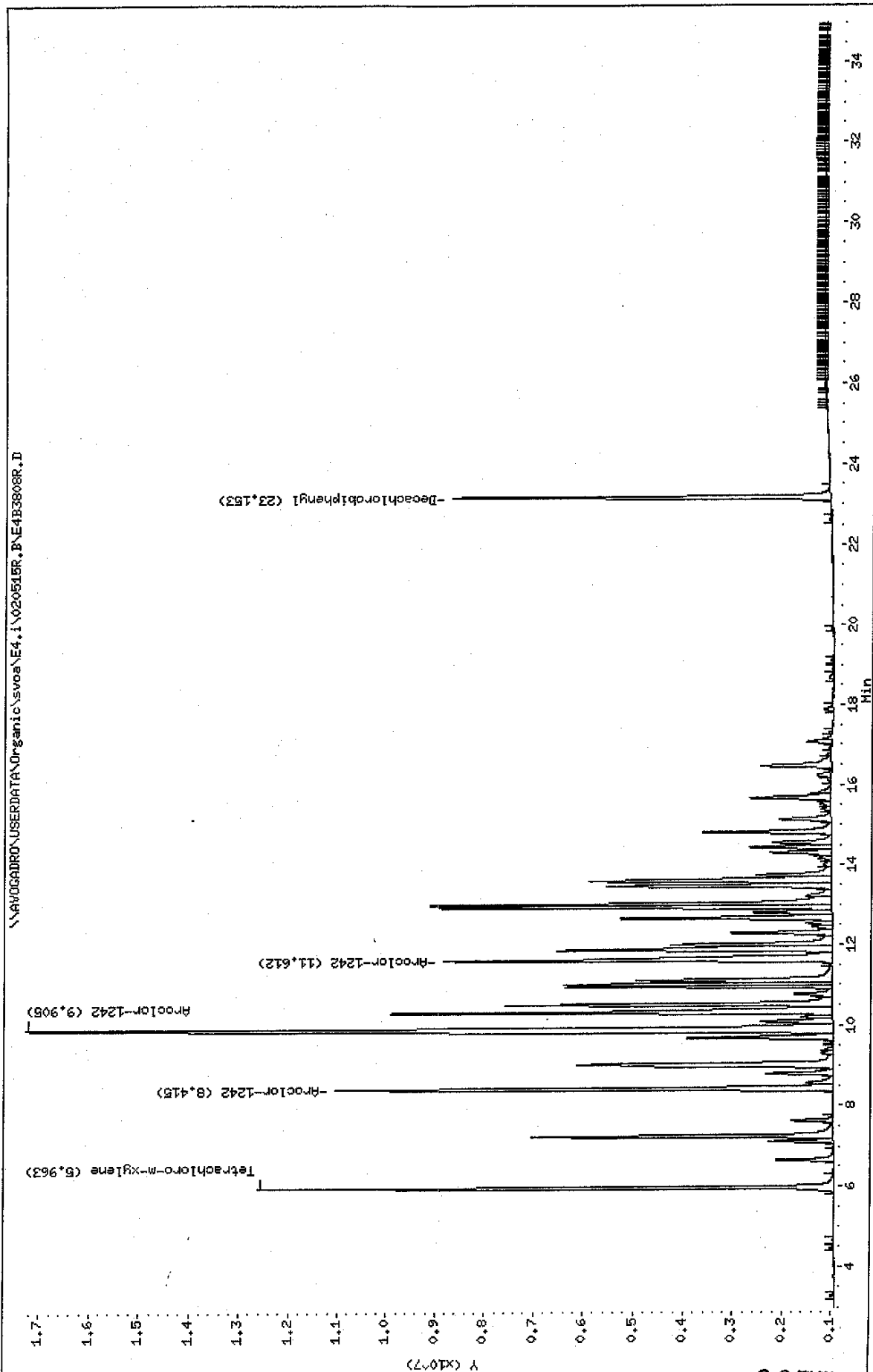
Volume Injected (uL): 1.0

Column phase: DB-608

Instrument: E4,i

Operator: CHL

Column diameter: 0.53



0077

Data File: E4B3808F.D
 Report Date: 17-May-2002 08:17

Mitkem Corporation

Sample #1 : \\AVOGADRO\USERDATA\Organic\svoa\E4.i\020515F.B\E4B3808F.D
 Sample #2 : \\AVOGADRO\USERDATA\Organic\svoa\E4.i\020515R.B\E4B3808R.D
 Inj Date : 16-MAY-2002 14:05
 Sample Info: AR1242AL5,AR1242AL5,,ar1242.sub,,
 Misc Info :
 Cal Date : 17-MAY-2002 07:53
 Operator : GML
 Inst ID : E4.i
 Dil Factor : 1.000000

Method #1 : \\AVOGADRO\USERDATA\Organic\svoa\E4.i\020515F.B\E4_PCB_F.m
 Method #2 : \\AVOGADRO\USERDATA\Organic\svoa\E4.i\020515R.B\E4_PCB_R.m
 Sub List #1 : ar1242.sub
 Sub List #2 : ar1242.sub
 Col #1 Phase : DB-1701
 Col #2 Phase : DB-608

Concentration Formula: Amt * DF * Uf * Vt / (Vo * Vi)

Name	Value	Description
DF	1.000	Dilution Factor
Uf	1.000	Correction factor
Vt	10000.000	Volume of final extract (uL)
Vo	1000.000	Volume of sample extracted (ml)
Vi	1.000	Volume injected (uL)

Compound	RT#1	RT#2	Resp#1	Resp#2	Conc#1 (ug/L)	Conc#2 (ug/L)	Target Range	Ratio
Tetrachloro-m-xylene	8.604	5.963	30918115	11663258	0.10	0.099		100.00
Aroclor-1242	12.010	8.415	23987328	10089121	4.3	4.6	80.00- 120.00	100.00
	13.570	9.905	51731255	16293129	4.8	5.4	195.66- 235.66	215.66
	14.014	11.612	25737655	7846025	4.7	5.0	87.30- 127.30	107.30
	Average of Peak Amounts =				4.6	5.0		
Decachlorobiphenyl	28.645	23.153	12441618	7632459	0.090	0.090		100.00

3/16
5/17/02

Data File: \\AVOCADRO\USERDATA\Organic\svoa\E4.1\020515F.BNE4B3809F.D

Date: 16-MAY-2002 14:44

Client ID: AR1248AL1

Sample Info: AR1248AL1,AR1248AL1,,ar1248,sub,,

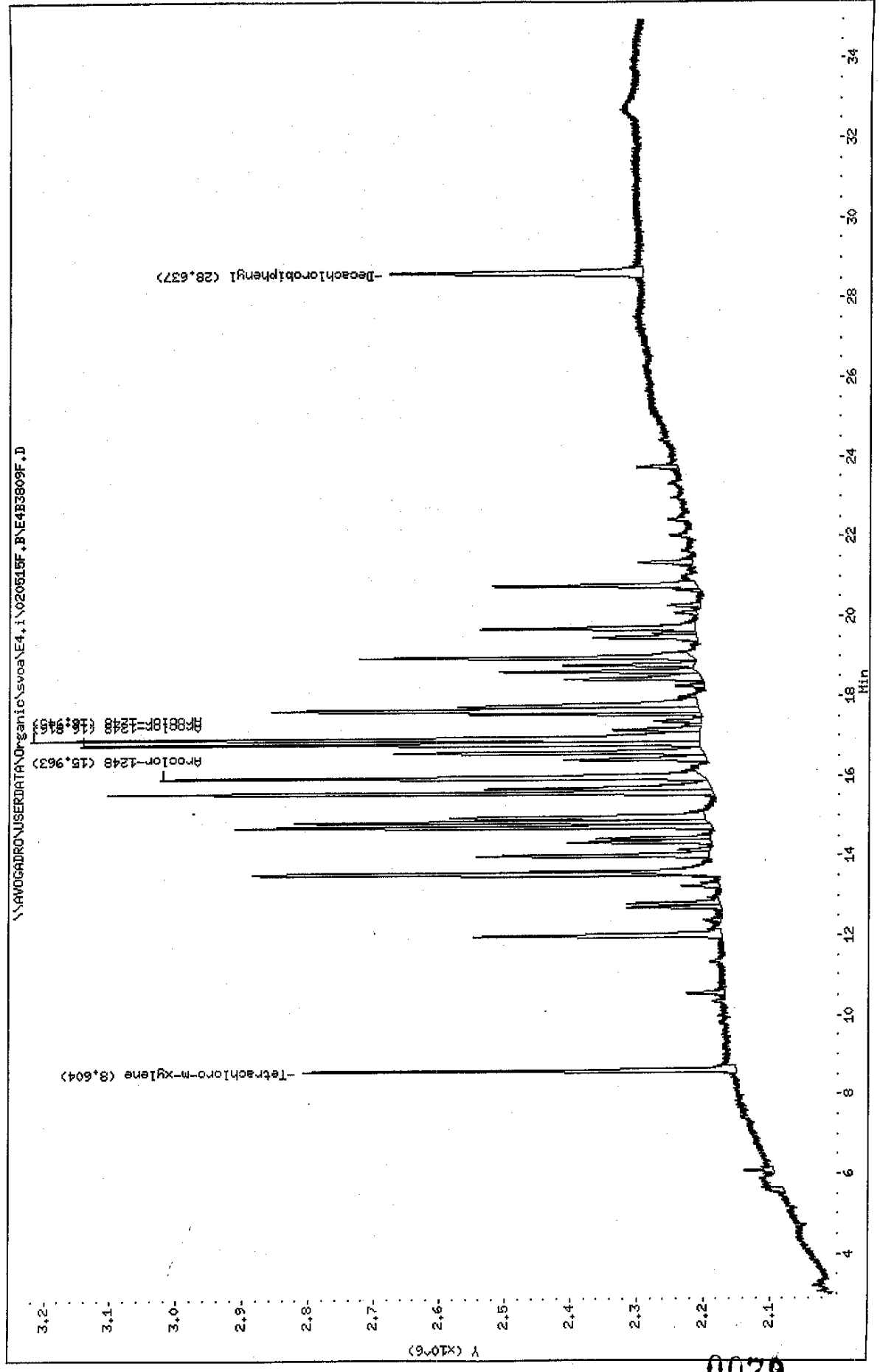
Volume Injected (ul): 1.0

Column phase: DB-1701

Instrument: E4.1

Operator: GHL

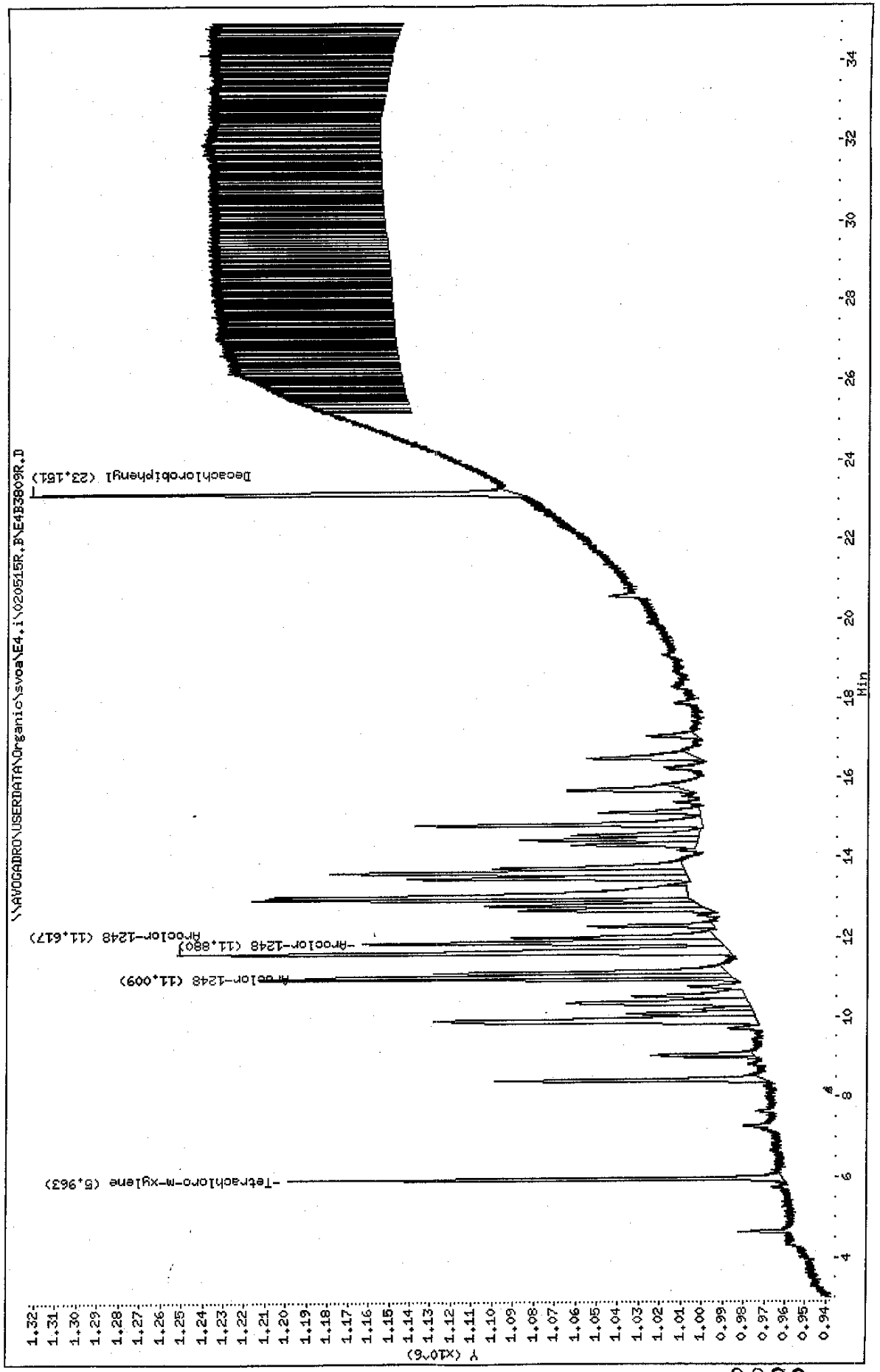
Column diameter: 0.53



6700

Data File: \\AVOCADRO\USERDATA\Organic\svoa\E4.i\020515R.B\E4B3809R.D
 Date: 16-May-2002 14:44
 Client ID: AR1248AL1
 Sample Info: AR1248AL1,AR1248AL1,,ar1248.sub,,
 Volume Injected (uL): 1.0
 Column phase: DB-608

Instrument: E4.i
 Operator: GHL
 Column diameter: 0.53



0800

Data File: E4B3809F.D
 Report Date: 17-May-2002 08:17

Mitkem Corporation

Sample #1 : \\AVOGADRO\USERDATA\Organic\svoa\E4.i\020515F.B\E4B3809F.D
 Sample #2 : \\AVOGADRO\USERDATA\Organic\svoa\E4.i\020515R.B\E4B3809R.D
 Inj Date : 16-MAY-2002 14:44
 Sample Info: AR1248AL1,AR1248AL1,,ar1248.sub,,
 Misc Info :
 Cal Date : 17-MAY-2002 07:53
 Operator : GML
 Inst ID : E4.i
 Dil Factor : 1.000000

Method #1 : \\AVOGADRO\USERDATA\Organic\svoa\E4.i\020515F.B\E4_PCB_F.m
 Method #2 : \\AVOGADRO\USERDATA\Organic\svoa\E4.i\020515R.B\E4_PCB_R.m
 Sub List #1 : ar1248.sub
 Sub List #2 : ar1248.sub
 Col #1 Phase : DB-1701
 Col #2 Phase : DB-608

Concentration Formula: Amt * DF * Uf * Vt / (Vo * Vi)

Name	Value	Description
DF	1.000	Dilution Factor
Uf	1.000	Correction factor
Vt	10000.000	Volume of final extract (uL)
Vo	1000.000	Volume of sample extracted (ml)
Vi	1.000	Volume injected (uL)

Compound	RT#1	RT#2	Resp#1	Resp#2	Conc#1 (ug/L)	Conc#2 (ug/L)	Target Range	Ratio
Tetrachloro-m-xylene	8.604	5.963	656805	237816	0.0021	0.0021		100.00(a)
Aroclor-1248	15.963	11.880	822369	171506	0.10	0.10	80.00- 120.00	100.00(a)
	16.816	11.009	938731	204763	0.10	0.10	103.97- 143.97	114.15(a)
	16.945	11.617	1014588	266165	0.10	0.10	114.66- 154.66	123.37(a)
	Average of Peak Amounts =				0.10	0.10		
Decachlorobiphenyl	28.637	23.151	384289	234406	0.0026	0.0026		100.00(a)

JK 5/17/02

QC Flag Legend

a - Target compound detected but, quantitated amount
 Below Limit Of Quantitation(BLOQ).

Data File: \\AVOCADRO\USERDATA\Organic\svoa\E4.1\020515F_BAE4B3810F.D

Date: 16-MAY-2002 15:23

Client ID: AR1248AL2

Sample Info: AR1248AL2,AR1248AL2,,ar1248,sub,,

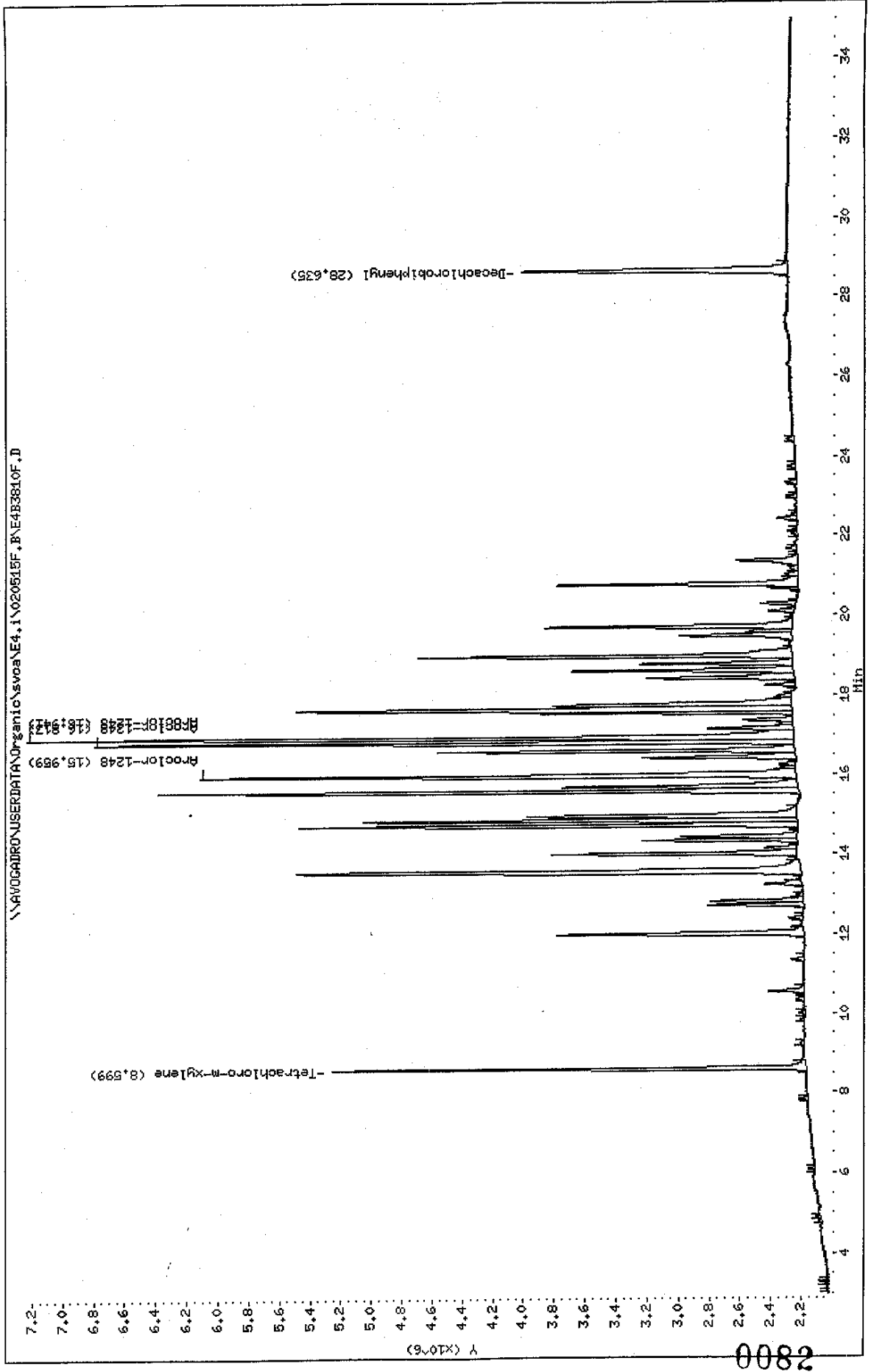
Volume Injected (ul): 1.0

Column phase: DB-1701

Instrument: E4.1

Operator: GML

Column diameter: 0.53



2800

Data File: \\AVOGADRON\USERDATA\Organic\svos\4,i\020515R,B\4E4B3810R.D

Date: 16-MAY-2002 15:23

Client ID: AR12484L2

Sample Info: AR12484L2,AR12484L2,,ar1248.sub,,

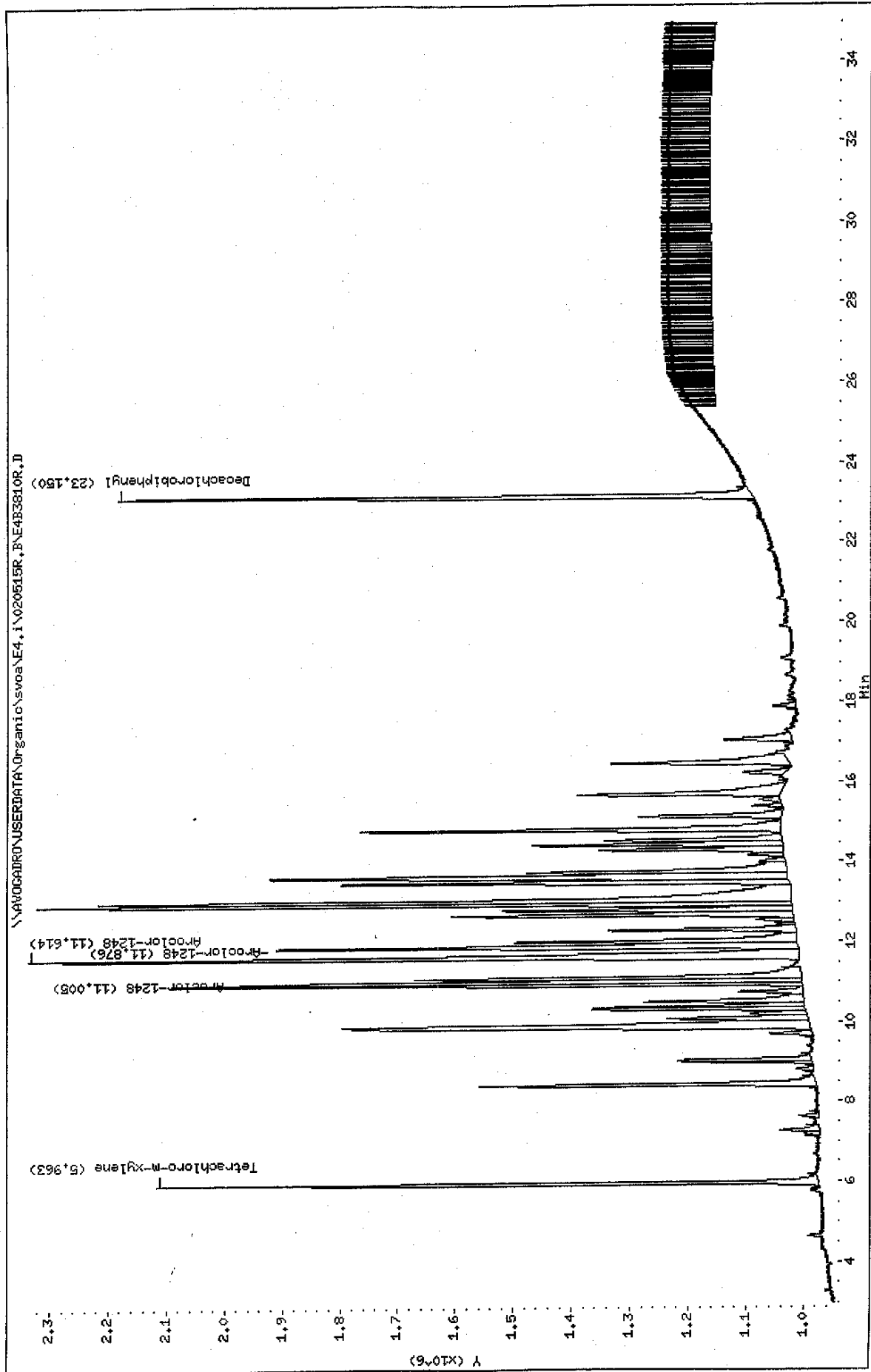
Volume Injected (uL): 1.0

Column phase: DB-608

Instrument: E4.i

Operator: CHL

Column diameter: 0.53



0083

Data File: E4B3810F.D
 Report Date: 17-May-2002 08:17

Mitkem Corporation

Sample #1 : \\AVOGADRO\USERDATA\Organic\svoa\E4.i\020515F.B\E4B3810F.D
 Sample #2 : \\AVOGADRO\USERDATA\Organic\svoa\E4.i\020515R.B\E4B3810R.D
 Inj Date : 16-MAY-2002 15:23
 Sample Info: AR1248AL2,AR1248AL2,,ar1248.sub,,
 Misc Info :
 Cal Date : 17-MAY-2002 07:53
 Operator : GML
 Inst ID : E4.i
 Dil Factor : 1.000000

Method #1 : \\AVOGADRO\USERDATA\Organic\svoa\E4.i\020515F.B\E4_PCB_F.m
 Method #2 : \\AVOGADRO\USERDATA\Organic\svoa\E4.i\020515R.B\E4_PCB_R.m
 Sub List #1 : ar1248.sub
 Sub List #2 : ar1248.sub
 Col #1 Phase : DB-1701
 Col #2 Phase : DB-608

Concentration Formula: Amt * DF * Uf * Vt / (Vo * Vi)

Name	Value	Description
DF	1.000	Dilution Factor
Uf	1.000	Correction factor
Vt	10000.000	Volume of final extract (uL)
Vo	1000.000	Volume of sample extracted (ml)
Vi	1.000	Volume injected (uL)

Compound	RT#1	RT#2	Resp#1	Resp#2	Conc#1 (ug/L)	Conc#2 (ug/L)	Target Range	Ratio
Tetrachloro-m-xylene	8.599	5.963	3082995	1141200	0.0100	0.0098		100.00 (a)
Aroclor-1248	15.959	11.876	3880642	898648	0.48	0.50	80.00- 120.00	100.00 (a)
	16.813	11.005	4543981	969823	0.49	0.50	103.97- 143.97	117.09 (a)
	16.941	11.614	4977603	1325668	0.50	0.50	114.66- 154.66	128.27 (a)
	Average of Peak Amounts =				0.49	0.50		
Decachlorobiphenyl	28.635	23.150	1717919	1092254	0.011	0.012		100.00 (a)

QC Flag Legend

a - Target compound detected but, quantitated amount
 Below Limit Of Quantitation(BLOQ).

Data File: \AVOGADRON\USERDATA\Organic\svoc\4.i\020515F,BNE4B3811F.D

Date : 16-MAY-2002 16:02

Client ID: AR1248AL3

Sample Info: AR1248AL3,AR1248AL3,,ar1248.sub,,

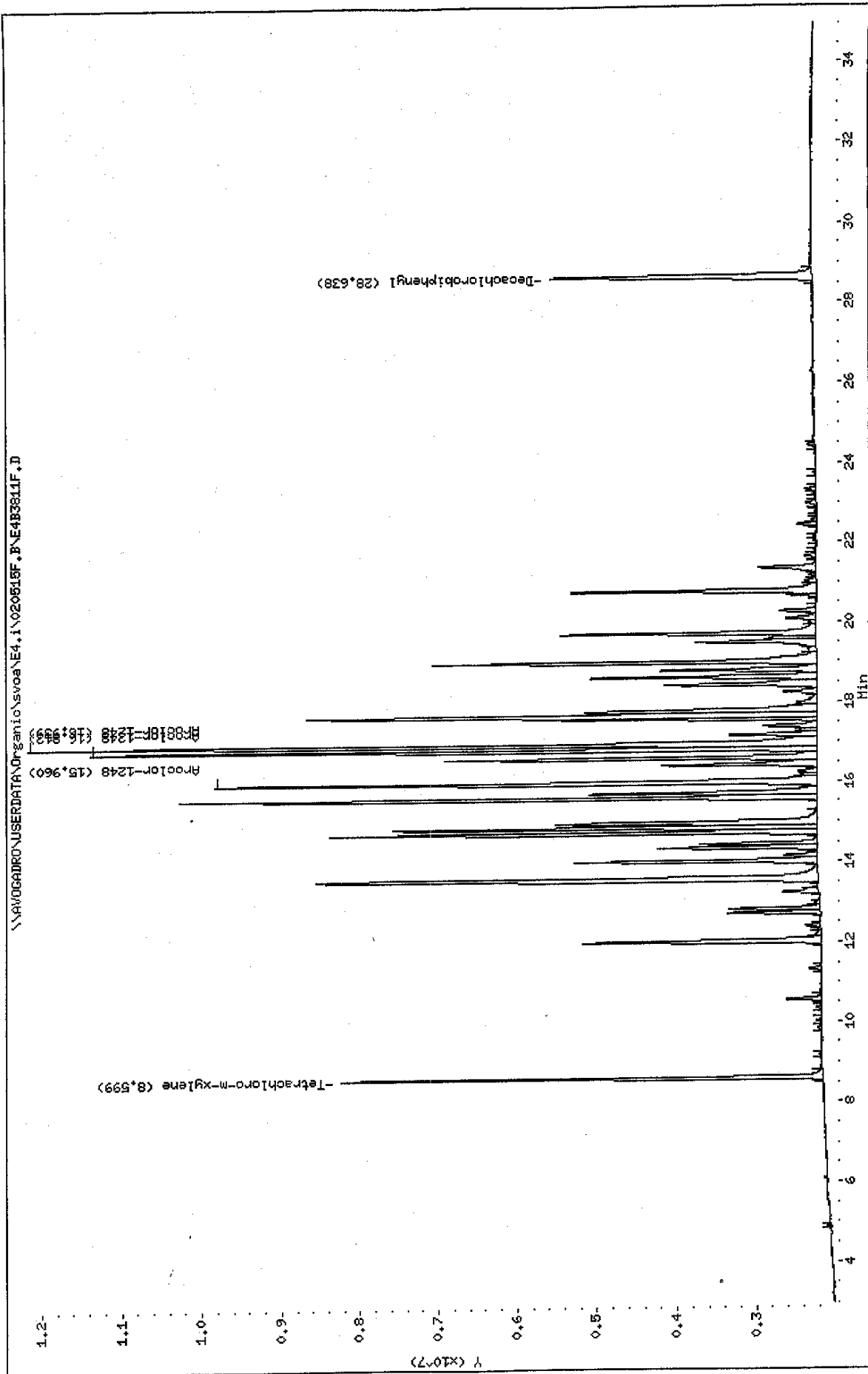
Volume Injected (uL): 1.0

Column phase: DB-1701

Instrument: E4.i

Operator: GML

Column diameter: 0.53



0085

Data File: \\AVOCADRO\USERDATA\Organic\svoa\E4.i\020515R,BAE4B3811R.D

Date : 16-MAY-2002 16:02

Client ID: AR1248AL3

Sample Info: AR1248AL3,AR1248AL3,,ar1248.sub,,

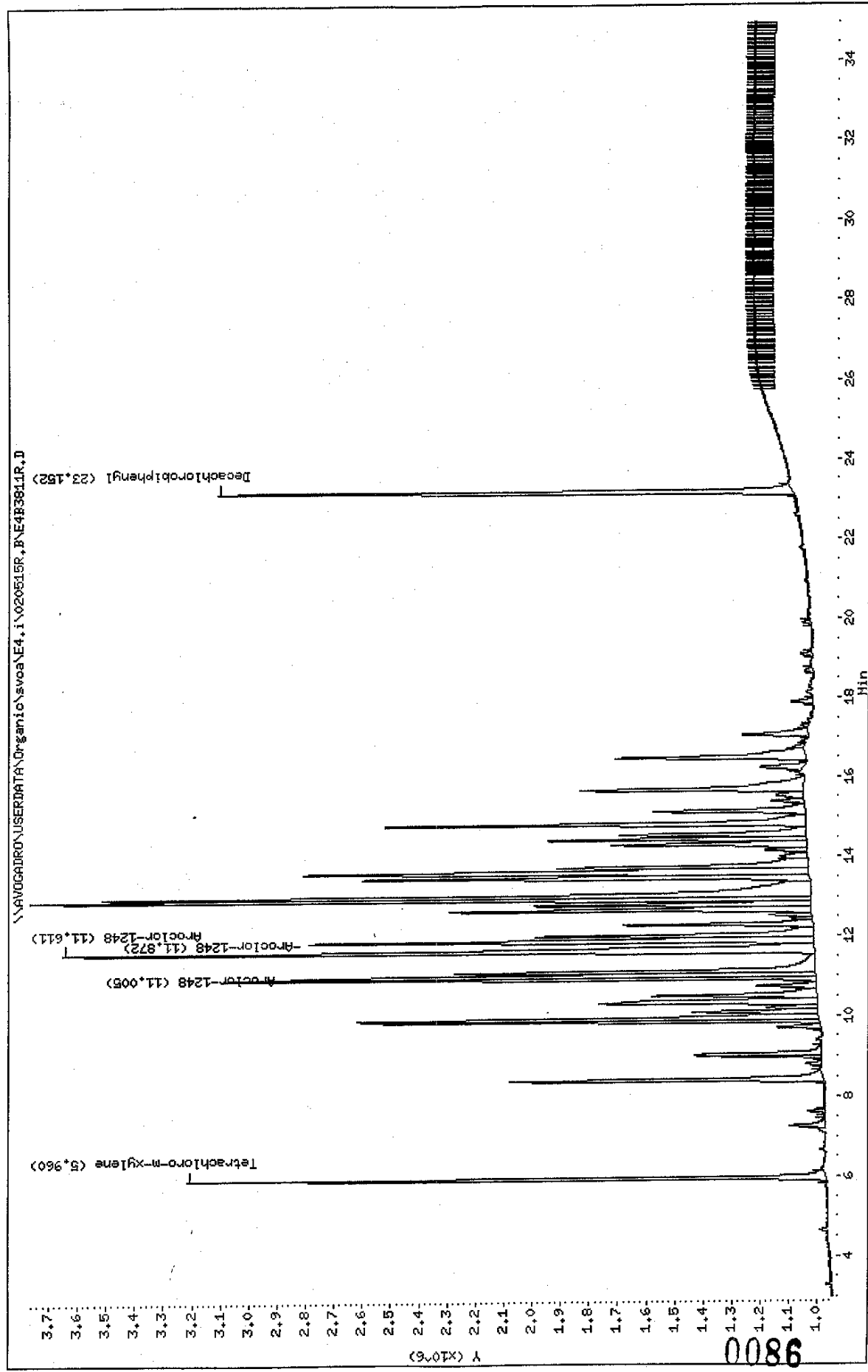
Volume Injected (uL): 1.0

Column phase: DB-608

Instrument: E4.i

Operator: GML

Column diameter: 0.53



Data File: E4B3811F.D
 Report Date: 17-May-2002 08:18

Mitkem Corporation

Sample #1 : \\AVOGADRO\USERDATA\Organic\svoa\E4.i\020515F.B\E4B3811F.D
 Sample #2 : \\AVOGADRO\USERDATA\Organic\svoa\E4.i\020515R.B\E4B3811R.D
 Inj Date : 16-MAY-2002 16:02
 Sample Info: AR1248AL3,AR1248AL3,,ar1248.sub,,
 Misc Info :
 Cal Date : 17-MAY-2002 07:53
 Operator : GML
 Inst ID : E4.i
 Dil Factor : 1.000000

Method #1 : \\AVOGADRO\USERDATA\Organic\svoa\E4.i\020515F.B\E4_PCB_F.m
 Method #2 : \\AVOGADRO\USERDATA\Organic\svoa\E4.i\020515R.B\E4_PCB_R.m
 Sub List #1 : ar1248.sub
 Sub List #2 : ar1248.sub
 Col #1 Phase : DB-1701
 Col #2 Phase : DB-608

Concentration Formula: Amt * DF * Uf * Vt / (Vo * Vi)

Name	Value	Description
DF	1.000	Dilution Factor
Uf	1.000	Correction factor
Vt	10000.000	Volume of final extract (uL)
Vo	1000.000	Volume of sample extracted (ml)
Vi	1.000	Volume injected (uL)

Compound	RT#1	RT#2	Resp#1	Resp#2	Conc#1 (ug/L)	Conc#2 (ug/L)	Target Range	Ratio
Tetrachloro-m-xylene	8.599	5.960	6092427	2243986	0.020	0.019		100.00(a)
Aroclor-1248	15.960	11.872	7607553	1775988	0.97	1.00	80.00- 120.00	100.00(a)
	16.812	11.005	9153980	1841800	0.99	0.99	103.97- 143.97	120.33(a)
	16.939	11.611	9936806	2642294	0.99	1.00	114.66- 154.66	130.62(a)
	Average of Peak Amounts =				0.98	1.00		
Decachlorobiphenyl	28.638	23.152	3276838	2020925	0.021	0.021		100.00(a)

5/17/02

QC Flag Legend

a - Target compound detected but, quantitated amount
 Below Limit Of Quantitation(BLOQ).

Data File: \\AVOCADRO\USERDATA\Organic\svoa\E4.i\020515F.PNE483812F.D

Date : 16-MAY-2002 16:41

Client ID: AR1248AL4

Sample Info: AR1248AL4,AR1248AL4,,ar1248,sub,,

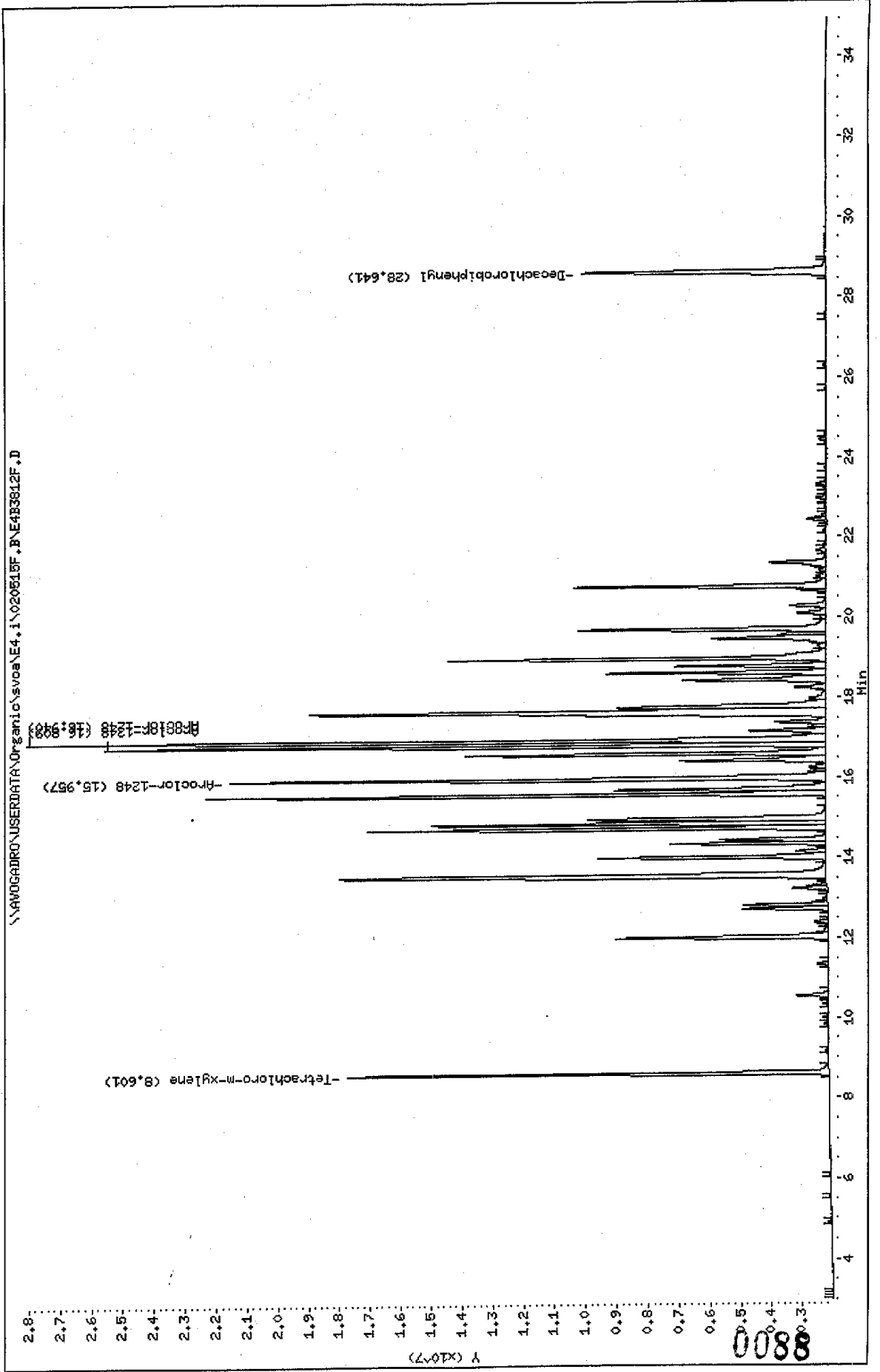
Volume Injected (ul): 1.0

Column phase: DB-1701

Instrument: E4.i

Operator: GHL

Column diameter: 0.53



Data File: \\AV06ADR0\USERDATA\Organic\svosa\E4,i\020515R,B\E4B3812R.D

Date : 16-MAY-2002 16:41

Client ID: AR1248AL4

Sample Info: AR1248AL4,AR1248AL4,,ar1248.sub,,

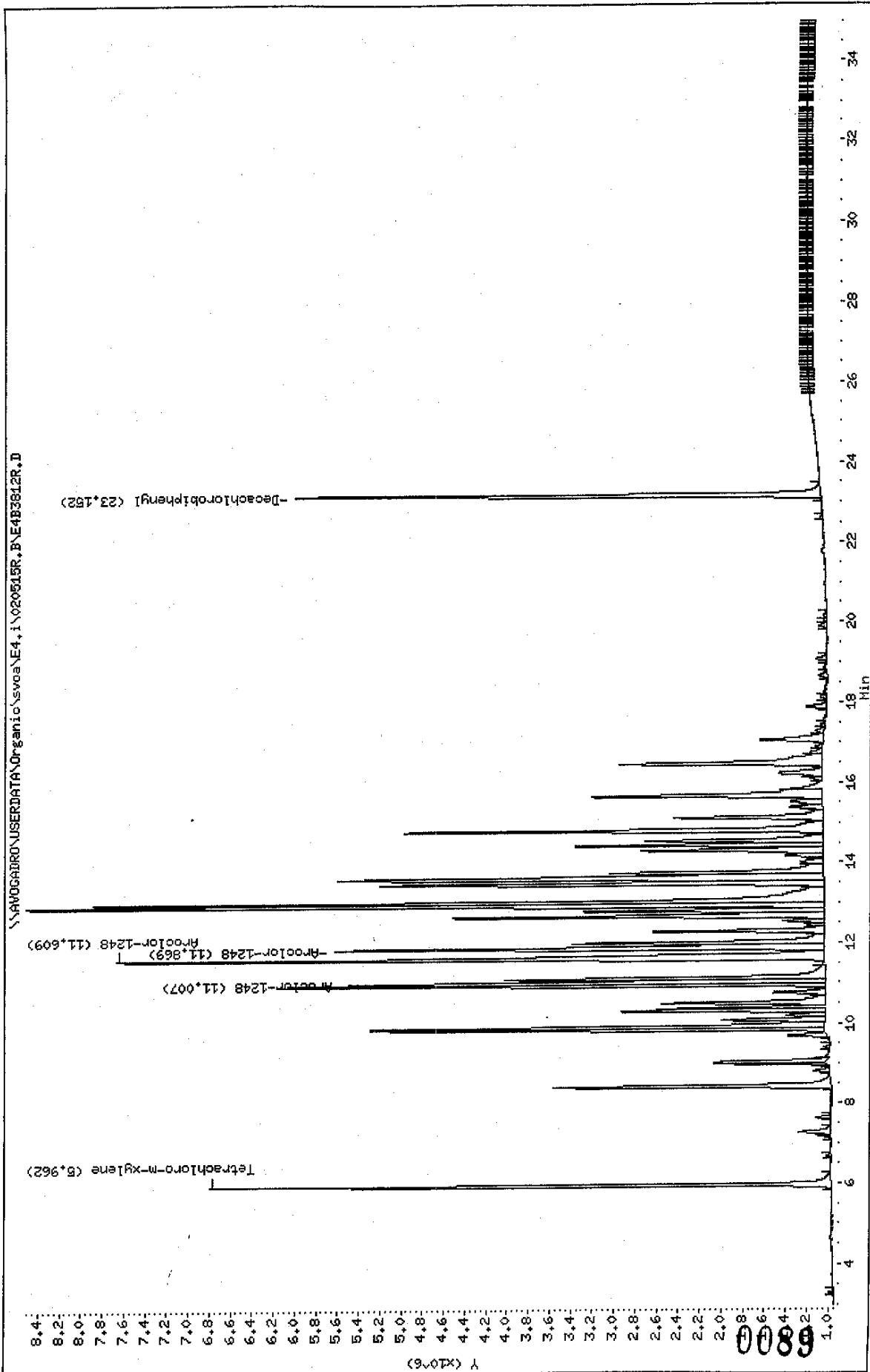
Volume Injected (uL): 1.0

Column phase: DB-608

Instrument: E4,i

Operator: CHL

Column diameter: 0.53



Data File: E4B3812F.D
 Report Date: 17-May-2002 08:18

Mitkem Corporation

Sample #1 : \\AVOGADRO\USERDATA\Organic\svoa\E4.i\020515F.B\E4B3812F.D
 Sample #2 : \\AVOGADRO\USERDATA\Organic\svoa\E4.i\020515R.B\E4B3812R.D
 Inj Date : 16-MAY-2002 16:41
 Sample Info: AR1248AL4,AR1248AL4,,ar1248.sub,,
 Misc Info :
 Cal Date : 17-MAY-2002 07:53
 Operator : GML
 Inst ID : E4.i
 Dil Factor : 1.000000

Method #1 : \\AVOGADRO\USERDATA\Organic\svoa\E4.i\020515F.B\E4_PCB_F.m
 Method #2 : \\AVOGADRO\USERDATA\Organic\svoa\E4.i\020515R.B\E4_PCB_R.m
 Sub List #1 : ar1248.sub
 Sub List #2 : ar1248.sub
 Col #1 Phase : DB-1701
 Col #2 Phase : DB-608

Concentration Formula: Amt * DF * Uf * Vt / (Vo * Vi)

Name	Value	Description
DF	1.000	Dilution Factor
Uf	1.000	Correction factor
Vt	10000.000	Volume of final extract (uL)
Vo	1000.000	Volume of sample extracted (ml)
Vi	1.000	Volume injected (uL)

Compound	RT#1	RT#2	Resp#1	Resp#2	Conc#1 (ug/L)	Conc#2 (ug/L)	Target Range	Ratio
Tetrachloro-m-xylene	8.601	5.962	15594614	5825348	0.050	0.050		100.00
Aroclor-1248	15.957	11.869	19303793	4588722	2.5	2.5	80.00- 120.00	100.00
	16.809	11.007	23319487	4468868	2.5	2.5	103.97- 143.97	120.80
	16.940	11.609	25812651	6636065	2.6	2.5	114.66- 154.66	133.72
	Average of Peak Amounts =				2.5	2.5		
Decachlorobiphenyl	28.641	23.152	7852503	4913072	0.048	0.049		100.00(a)

5/17/02

QC Flag Legend

a - Target compound detected but, quantitated amount
 Below Limit Of Quantitation(BLOQ).

Data File: \\AVOCADRO\USERDATA\Organic\svoa\E4.1\020515F.B\E4B3813F.D

Date: 16-MAY-2002 17:20

Client ID: AR1248AL5

Sample Info: AR1248AL5,AR1248AL5,,ar1248,sub,,

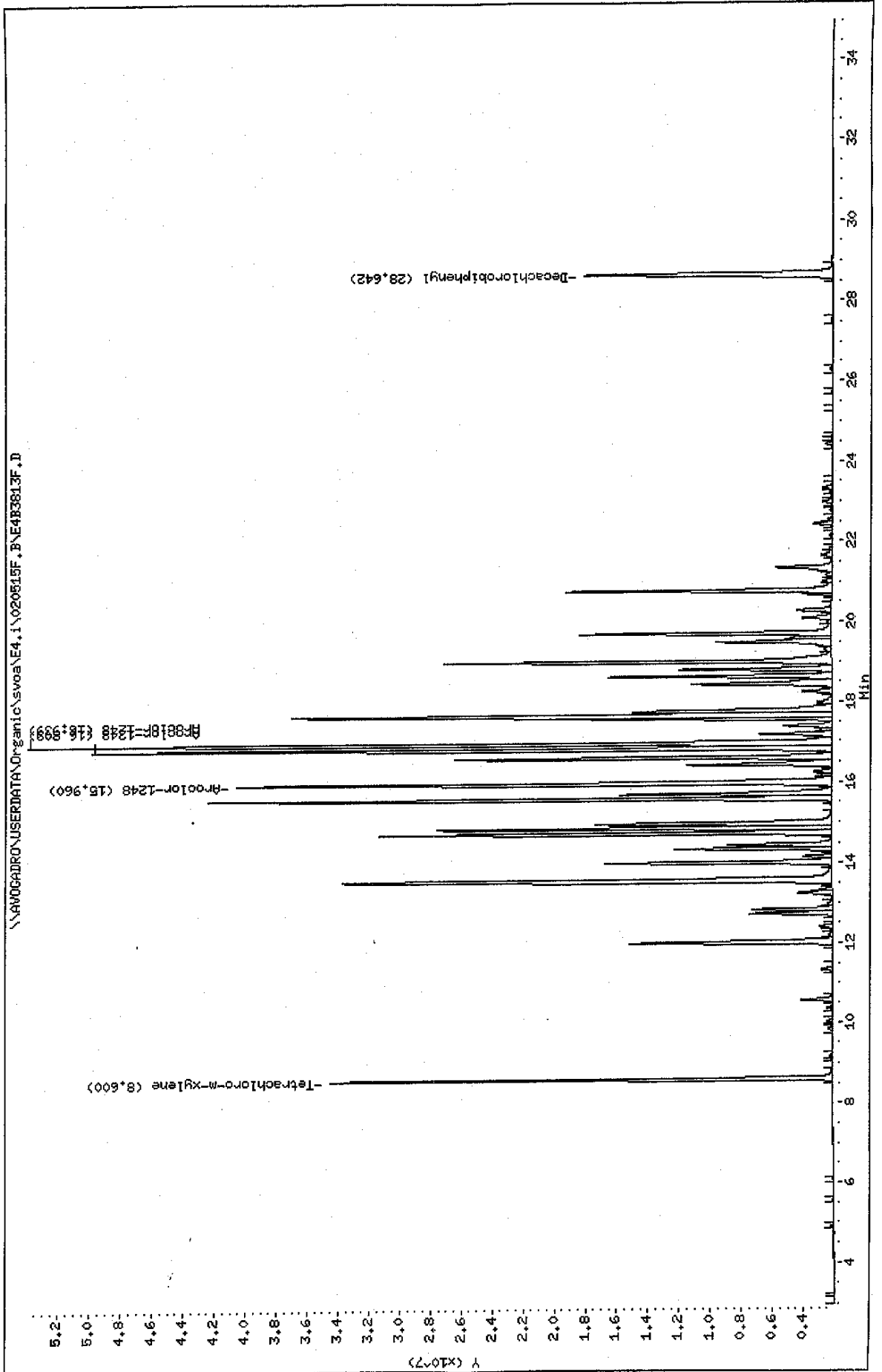
Volume Injected (uL): 1.0

Column phase: DB-1701

Instrument: E4.1

Operator: GHL

Column diameter: 0.53



Data File: \AVOGADRO\USERDATA\Organic\svos\E4.1\020515R.B\AE4B3813R.D

Date : 16-MAY-2002 17:20

Client ID: AR1248AL5

Sample Info: AR1248AL5,AR1248AL5,,ar1248.sub,,

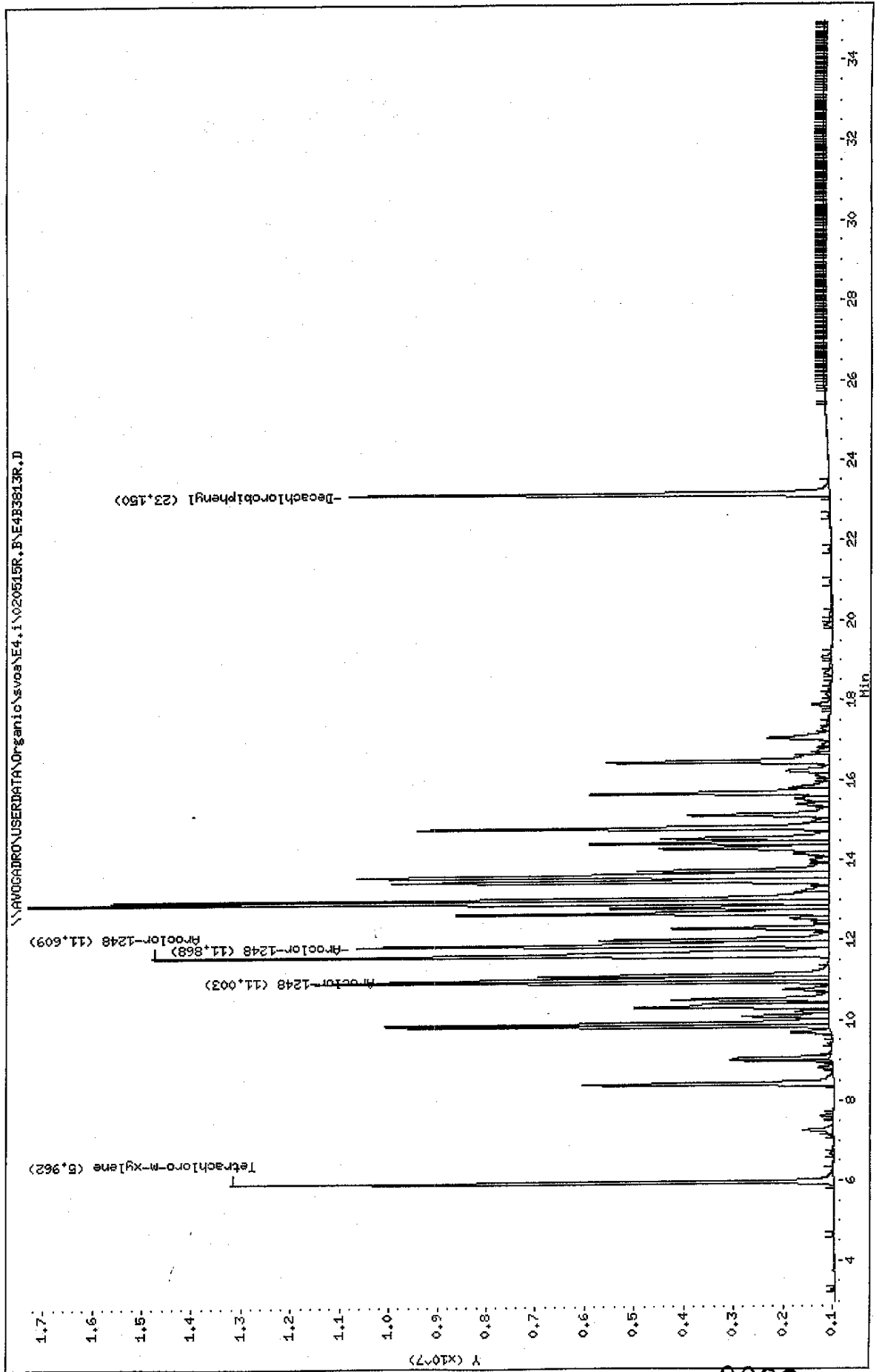
Volume Injected (uL): 1.0

Column phase: IB-608

Instrument: E4.1

Operator: GHL

Column diameter: 0.53



2600

Data File: E4B3813F.D
 Report Date: 17-May-2002 08:18

Mitkem Corporation

Sample #1 : \\AVOGADRO\USERDATA\Organic\svoa\E4.i\020515F.B\E4B3813F.D
 Sample #2 : \\AVOGADRO\USERDATA\Organic\svoa\E4.i\020515R.B\E4B3813R.D
 Inj Date : 16-MAY-2002 17:20
 Sample Info: AR1248AL5,AR1248AL5,,ar1248.sub,,
 Misc Info :
 Cal Date : 17-MAY-2002 07:53
 Operator : GML
 Inst ID : E4.i
 Dil Factor : 1.000000

Method #1 : \\AVOGADRO\USERDATA\Organic\svoa\E4.i\020515F.B\E4_PCB_F.m
 Method #2 : \\AVOGADRO\USERDATA\Organic\svoa\E4.i\020515R.B\E4_PCB_R.m
 Sub List #1 : ar1248.sub
 Sub List #2 : ar1248.sub
 Col #1 Phase : DB-1701
 Col #2 Phase : DB-608

Concentration Formula: Amt * DF * Uf * Vt / (Vo * Vi)

Name	Value	Description
DF	1.000	Dilution Factor
Uf	1.000	Correction factor
Vt	10000.000	Volume of final extract (uL)
Vo	1000.000	Volume of sample extracted (ml)
Vi	1.000	Volume injected (uL)

Compound	RT#1	RT#2	Resp#1	Resp#2	Conc#1 (ug/L)	Conc#2 (ug/L)	Target Range	Ratio
Tetrachloro-m-xylene	8.600	5.962	32385471	12247419	0.10	0.10		100.00
Aroclor-1248	15.960	11.868	38356411	9584798	4.9	5.0	80.00- 120.00	100.00
	16.809	11.003	47551517	8892611	5.1	5.0	103.97- 143.97	123.97
	16.939	11.609	51648857	13746769	5.1	5.0	114.66- 154.66	134.66
	Average of Peak Amounts =				5.0	5.0		
Decachlorobiphenyl	28.642	23.150	15916330	9747552	0.094	0.092		100.00

5/17/02

Data File: \\NAVOGADRO\USERDATA\Organic\svoa\E4.i\020515F.BNE4B3814F.D

Date: 16-MAY-2002 17:59

Client ID: AR21548L1

Sample Info: AR21548L1,AR21548L1,,ar2154.sub,,

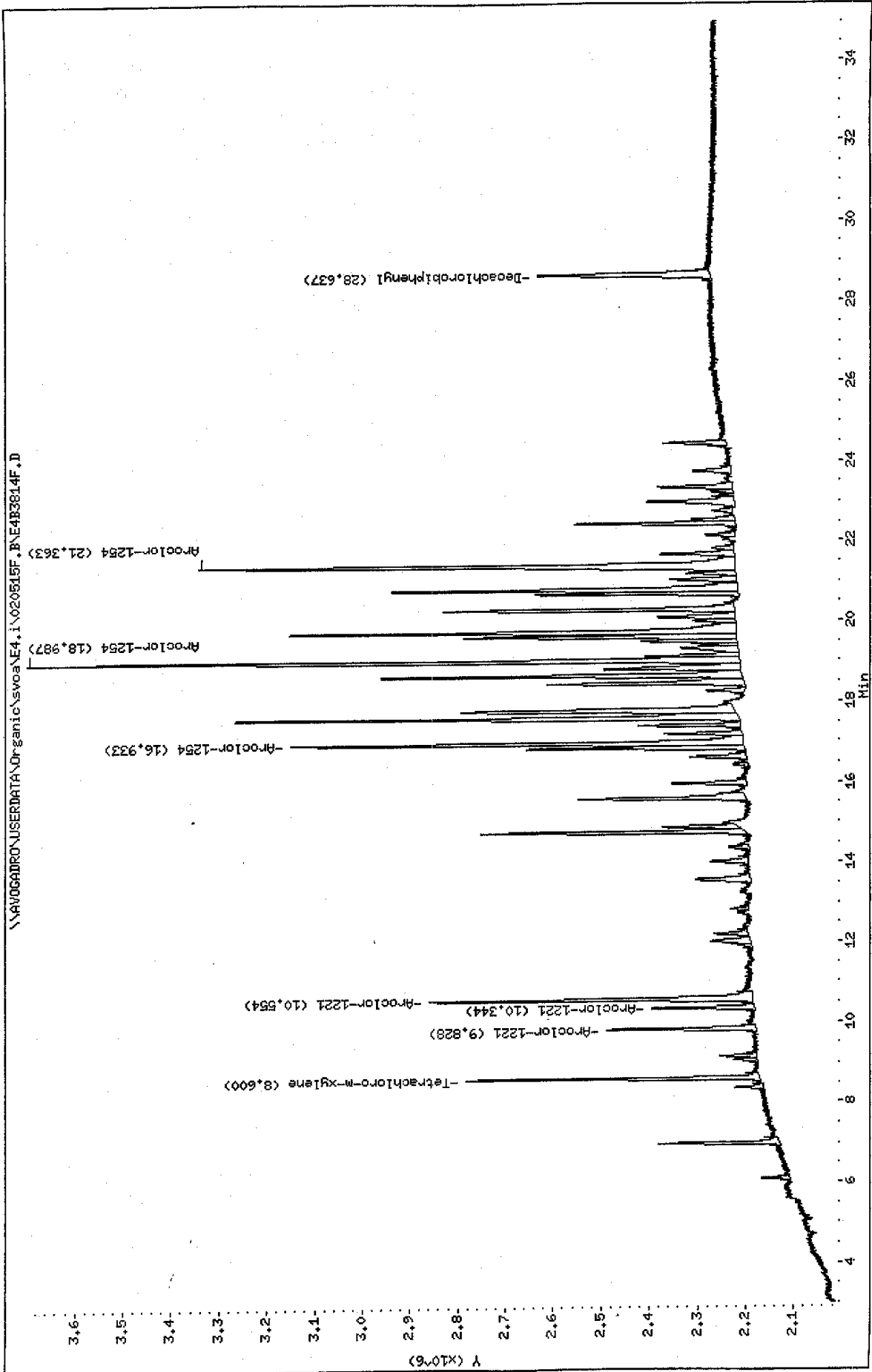
Volume Injected (ul): 1.0

Column phase: IB-1701

Instrument: E4.i

Operator: GML

Column diameter: 0.53



0094

Data File: \\AVOCADRO\USERDATA\Organic\svoa\E4.1\020515R.B\E4B3814R.D

Date : 16-MAY-2002 17:59

Client ID: AR21544L1

Sample Info: AR21544L1.AR21544L1,,ar2154.sub,,

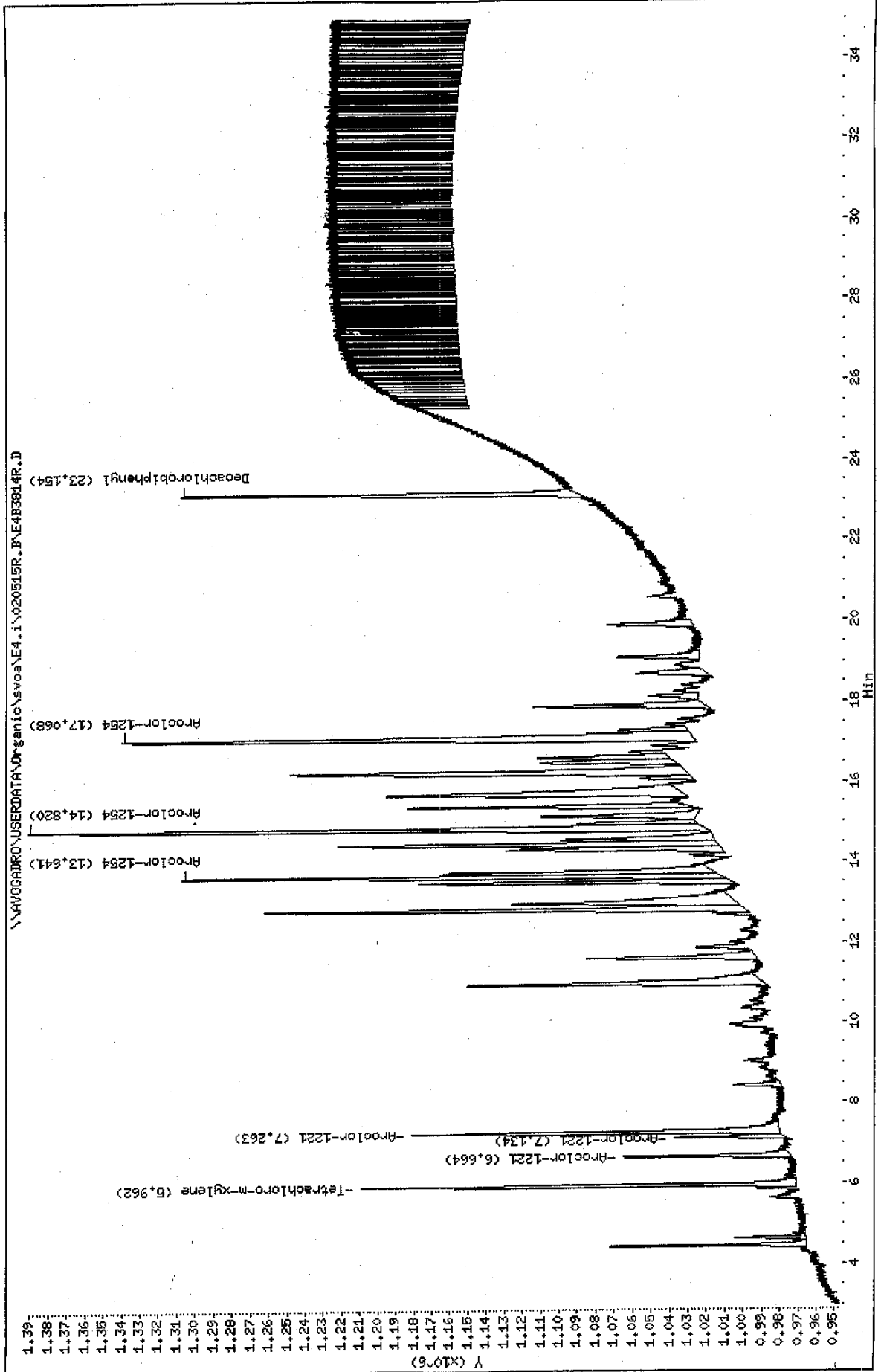
Volume Injected (ul): 1.0

Column phase: DB-608

Instrument: E4.1

Operator: GHL

Column diameter: 0.53



Data File: E4B3814F.D
 Report Date: 17-May-2002 08:18

Mitkem Corporation

Sample #1 : \\AVOGADRO\USERDATA\Organic\svoa\E4.i\020515F.B\E4B3814F.D
 Sample #2 : \\AVOGADRO\USERDATA\Organic\svoa\E4.i\020515R.B\E4B3814R.D
 Inj Date : 16-MAY-2002 17:59
 Sample Info: AR2154AL1,AR2154AL1,,ar2154.sub,,
 Misc Info :
 Cal Date : 17-MAY-2002 07:54
 Operator : GML
 Inst ID : E4.i
 Dil Factor : 1.000000

Method #1 : \\AVOGADRO\USERDATA\Organic\svoa\E4.i\020515F.B\E4_PCB_F.m
 Method #2 : \\AVOGADRO\USERDATA\Organic\svoa\E4.i\020515R.B\E4_PCB_R.m
 Sub List #1 : ar2154.sub
 Sub List #2 : ar2154.sub
 Col #1 Phase : DB-1701
 Col #2 Phase : DB-608

Concentration Formula: Amt * DF * Uf * Vt / (Vo * Vi)

Name	Value	Description
DF	1.000	Dilution Factor
Uf	1.000	Correction factor
Vt	10000.000	Volume of final extract (uL)
Vo	1000.000	Volume of sample extracted (ml)
Vi	1.000	Volume injected (uL)

Compound	RT#1	RT#2	Resp#1	Resp#2	Conc#1 (ug/L)	Conc#2 (ug/L)	Target Range	Ratio
Tetrachloro-m-xylene	8.600	5.962	611152	237883	0.0020	0.0021		100.00(a)
Aroclor-1221	9.828	6.664	308571	90617	0.10	0.10	80.00- 120.00	100.00(a)
	10.344	7.134	213660	60018	0.10	0.10	44.91- 84.91	69.24(a)
	10.554	7.263	673910	200470	0.10	0.10	183.94- 223.94	218.40(a)
	Average of Peak Amounts =				0.10	0.10		
Aroclor-1254	16.933	13.641	944091	294960	0.10	0.10	80.00- 120.00	100.00(a)
	18.987	14.820	1484824	370029	0.10	0.10	165.12- 205.12	157.28(a)
	21.363	17.068	1118833	312528	0.10	0.10	118.40- 158.40	118.51(a)
	Average of Peak Amounts =				0.10	0.10		
Decachlorobiphenyl	28.637	23.154	356565	218726	0.0021	0.0021		100.00(a)

5/17/02

Data File: E4B3814F.D
Report Date: 17-May-2002 08:18

QC Flag Legend

a - Target compound detected but, quantitated amount
Below Limit Of Quantitation(BLOQ).

Data File: \\AVOCADRO\USERDATA\Organic\svoa\E4.1\020515F,B\E4B3815F.D

Date: 16-MAY-2002 18:38

Client ID: AR2154AL2

Sample Info: AR2154AL2,AR2154AL2,,ar2154.sub,,

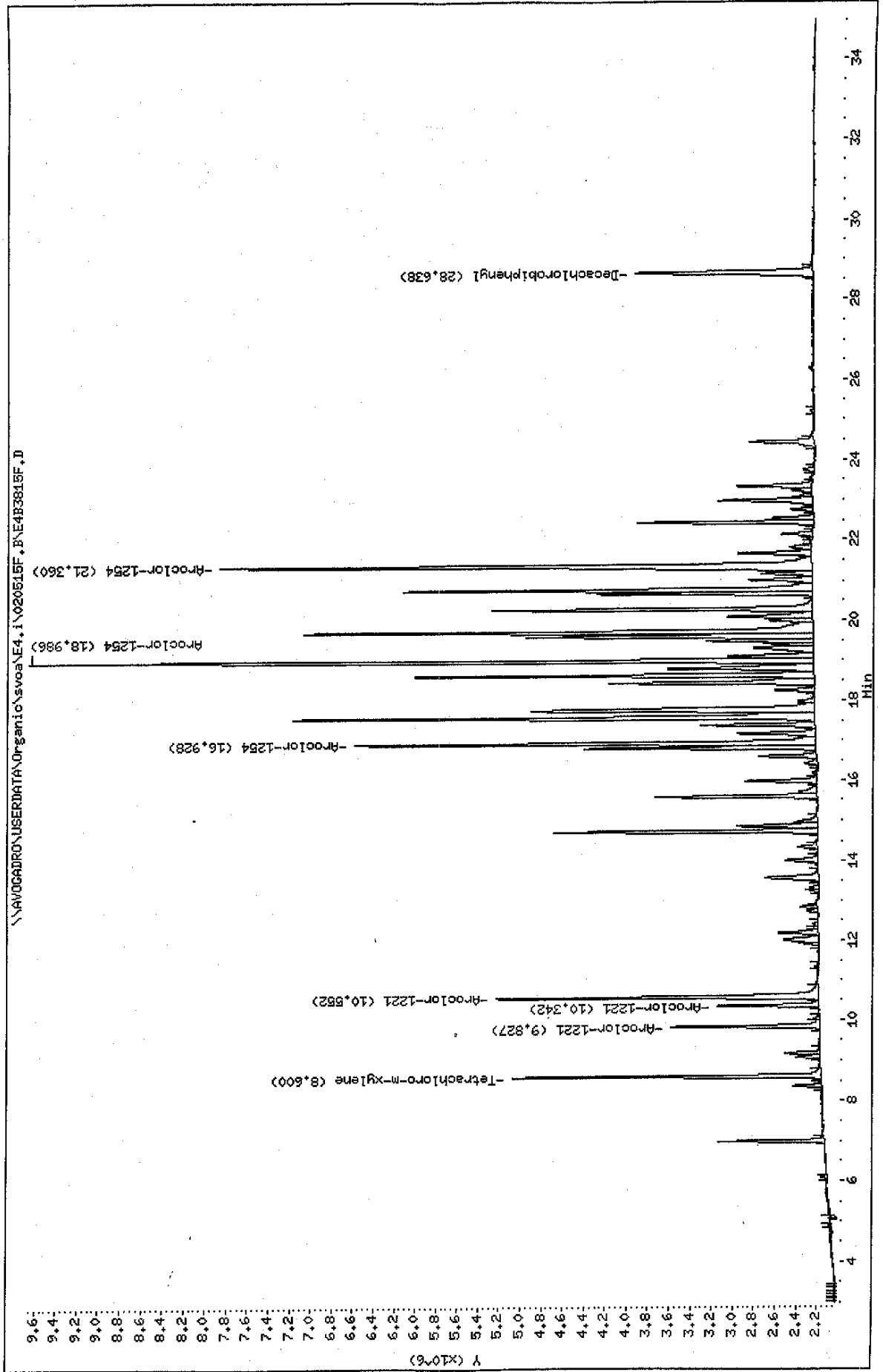
Volume Injected (ul): 1.0

Column phase: DB-1701

Instrument: E4.1

Operator: GHL

Column diameter: 0.53



8600

Data File: \\AVOGADRO\USERDATA\Organic\svos\E4,i\020515R.B\E4B3815R.D

Date : 16-MAY-2002 18:38

Client ID: AR21544L2

Sample Info: AR21544L2,AR21544L2,,ar2154,sub,,

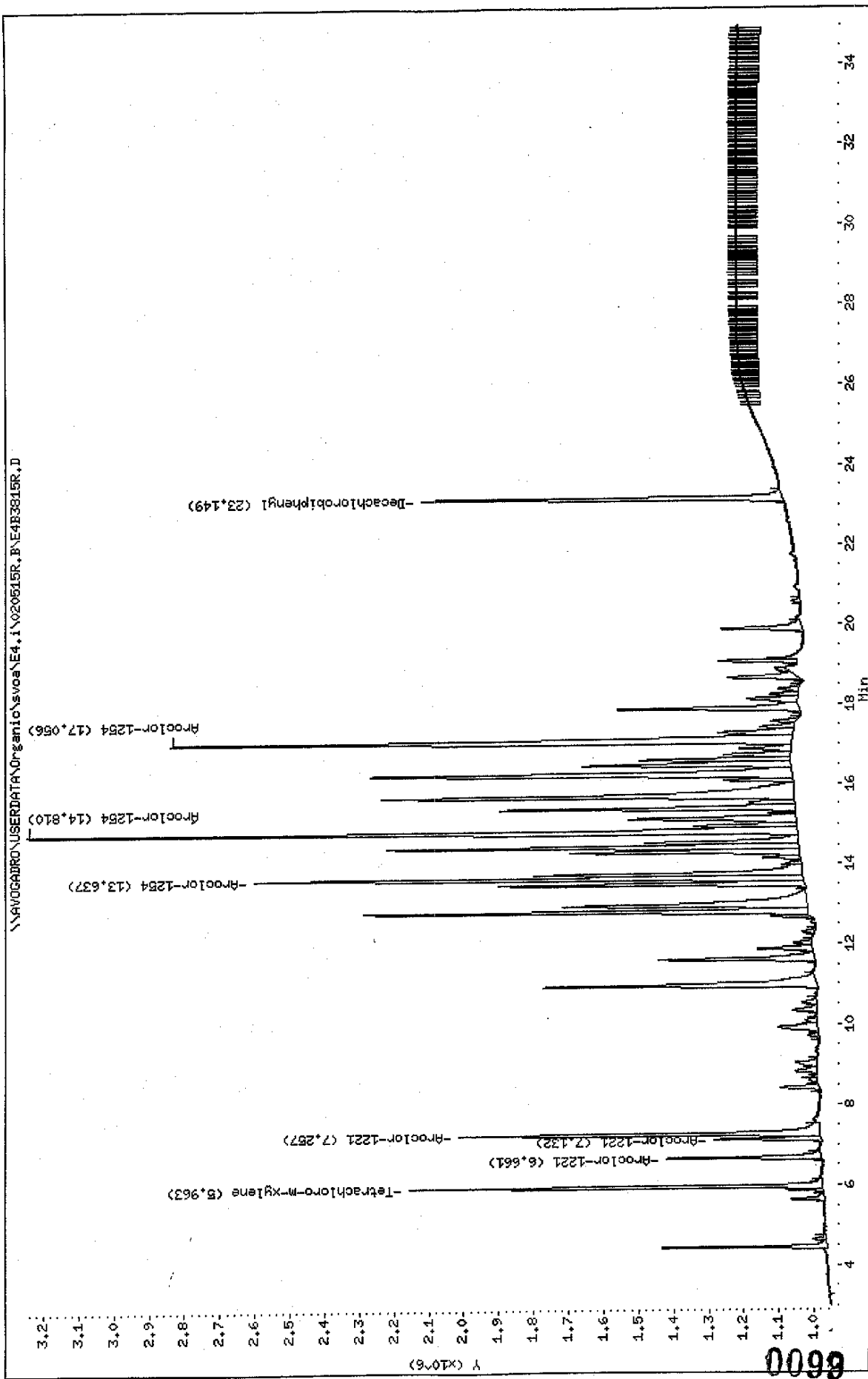
Volume Injected (uL): 1.0

Column Phase: DB-608

Instrument: E4,i

Operator: CHL

Column diameter: 0.53



Data File: E4B3815F.D
 Report Date: 17-May-2002 08:18

Mitkem Corporation

Sample #1 : \\AVOGADRO\USERDATA\Organic\svoa\E4.i\020515F.B\E4B3815F.D
 Sample #2 : \\AVOGADRO\USERDATA\Organic\svoa\E4.i\020515R.B\E4B3815R.D
 Inj Date : 16-MAY-2002 18:38
 Sample Info: AR2154AL2,AR2154AL2,,ar2154.sub,,
 Misc Info :
 Cal Date : 17-MAY-2002 07:54
 Operator : GML
 Inst ID : E4.i
 Dil Factor : 1.000000

Method #1 : \\AVOGADRO\USERDATA\Organic\svoa\E4.i\020515F.B\E4_PCB_F.m
 Method #2 : \\AVOGADRO\USERDATA\Organic\svoa\E4.i\020515R.B\E4_PCB_R.m
 Sub List #1 : ar2154.sub
 Sub List #2 : ar2154.sub
 Col #1 Phase : DB-1701
 Col #2 Phase : DB-608

Concentration Formula: Amt * DF * Uf * Vt / (Vo * Vi)

Name	Value	Description
DF	1.000	Dilution Factor
Uf	1.000	Correction factor
Vt	10000.000	Volume of final extract (uL)
Vo	1000.000	Volume of sample extracted (ml)
Vi	1.000	Volume injected (uL)

Compound	RT#1	RT#2	Resp#1	Resp#2	Conc#1 (ug/L)	Conc#2 (ug/L)	Target Range	Ratio
Tetrachloro-m-xylene	8.600	5.963	2911138	1181218	0.0095	0.010		100.00(a)
Aroclor-1221	9.827	6.661	1415426	444974	0.48	0.50	80.00- 120.00	100.00(a)
	10.342	7.132	965044	305727	0.47	0.50	44.91- 84.91	68.18(a)
	10.552	7.257	3046514	1029525	0.47	0.51	183.94- 223.94	215.24(a)
	Average of Peak Amounts =				0.47	0.50		
Aroclor-1254	16.928	13.637	4367962	1568348	0.48	0.52	80.00- 120.00	100.00(a)
	18.986	14.810	7409719	2198606	0.50	0.54	165.12- 205.12	169.64(a)
	21.360	17.056	5597533	1775727	0.50	0.53	118.40- 158.40	128.15(a)
	Average of Peak Amounts =				0.49	0.53		
Decachlorobiphenyl	28.638	23.149	1676149	1032751	0.010	0.010		100.00(a)

JVK
5/17/02

Data File: E4B3815F.D
Report Date: 17-May-2002 08:18

QC Flag Legend

a - Target compound detected but, quantitated amount
Below Limit Of Quantitation(BLOQ).

Data File: \\AVOCADRO\USERDATA\Organic\svoa\E4.1\020515F.B\E4B3616F.D

Date: 16-MAY-2002 19:17

Client ID: AR2154AL3

Sample Info: AR2154AL3,AR2154AL3,,ar2154.sub,,

Volume Injected (uL): 1.0

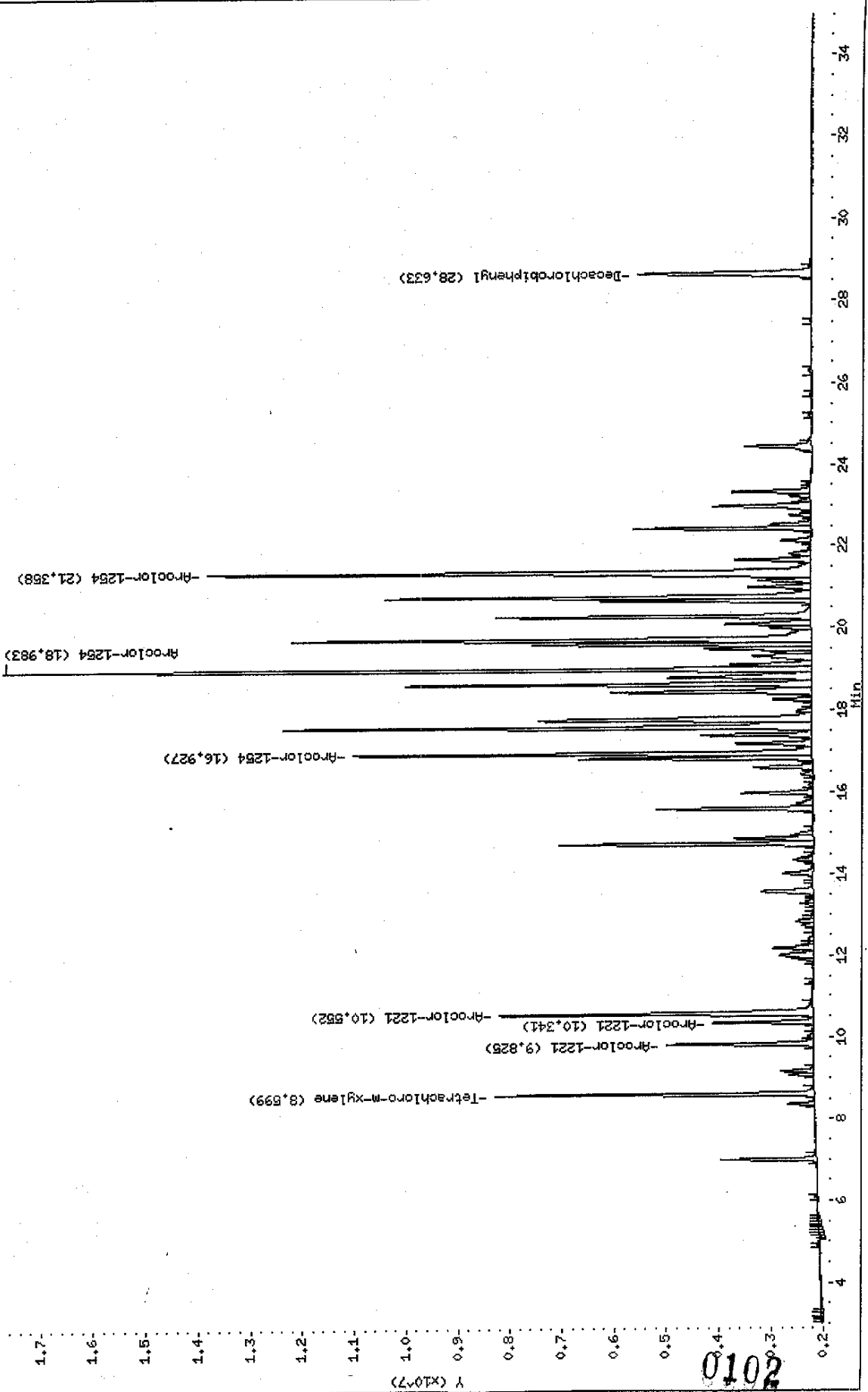
Column phase: DB-1701

Instrument: E4.1

Operator: GHL

Column diameter: 0.53

\\AVOCADRO\USERDATA\Organic\svoa\E4.1\020515F.B\E4B3616F.D

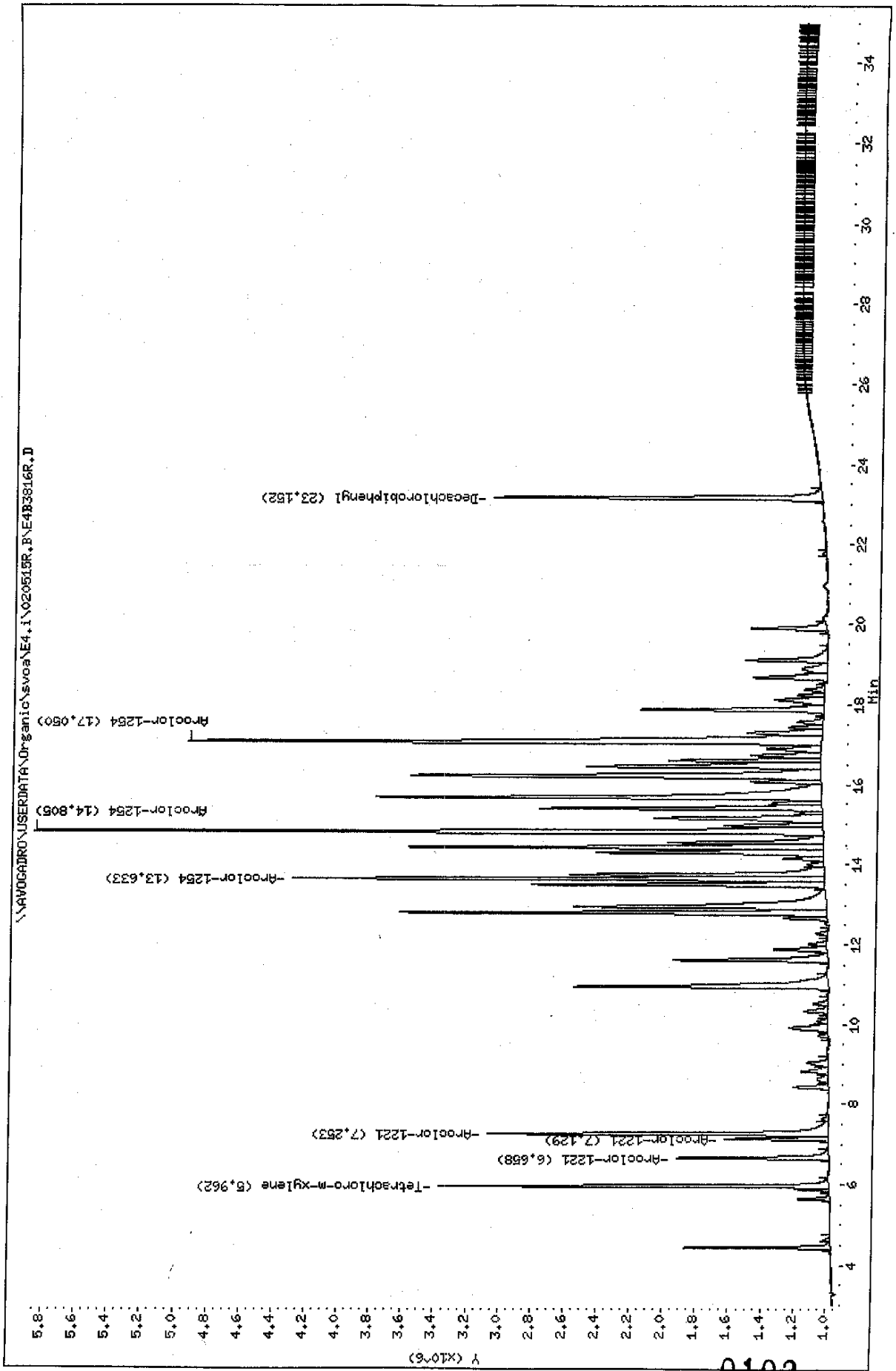


Data File: \\AVOCADRO\USERDATA\Organic\svoa\E4.1\020515R.B\E4B3816R.D
Date: 16-MAY-2002 19:17
Client ID: AR2154AL3
Sample Info: AR2154AL3.AR2154AL3.ar2154.sub,,
Volume Injected (ul): 1.0
Column phase: DB-608

Instrument: E4.1

Operator: CHL

Column diameter: 0.53



0103

Data File: E4B3816F.D
 Report Date: 17-May-2002 08:18

Mitkem Corporation

Sample #1 : \\AVOGADRO\USERDATA\Organic\svoa\E4.i\020515F.B\E4B3816F.D
 Sample #2 : \\AVOGADRO\USERDATA\Organic\svoa\E4.i\020515R.B\E4B3816R.D
 Inj Date : 16-MAY-2002 19:17
 Sample Info: AR2154AL3,AR2154AL3,,ar2154.sub,,
 Misc Info :
 Cal Date : 17-MAY-2002 07:54
 Operator : GML
 Inst ID : E4.i
 Dil Factor : 1.000000

Method #1 : \\AVOGADRO\USERDATA\Organic\svoa\E4.i\020515F.B\E4_PCB_F.m
 Method #2 : \\AVOGADRO\USERDATA\Organic\svoa\E4.i\020515R.B\E4_PCB_R.m
 Sub List #1 : ar2154.sub
 Sub List #2 : ar2154.sub
 Col #1 Phase : DB-1701
 Col #2 Phase : DB-608

Concentration Formula: Amt * DF * Uf * Vt / (Vo * Vi)

Name	Value	Description
DF	1.000	Dilution Factor
Uf	1.000	Correction factor
Vt	10000.000	Volume of final extract (uL)
Vo	1000.000	Volume of sample extracted (ml)
Vi	1.000	Volume injected (uL)

Compound	RT#1	RT#2	Resp#1	Resp#2	Conc#1 (ug/L)	Conc#2 (ug/L)	Target Range	Ratio
Tetrachloro-m-xylene	8.599	5.962	6102800	2384495	0.020	0.020		100.00 (a)
Aroclor-1221	9.825	6.658	2829164	939610	0.97	1.0	80.00- 120.00	100.00 (a)
	10.341	7.129	1918837	640474	0.96	1.0	44.91- 84.91	67.82 (a)
	10.552	7.253	5991207	2084131	0.95	1.0	183.94- 223.94	211.77 (a)
	Average of Peak Amounts =				0.96	1.0		
Aroclor-1254	16.927	13.633	8817030	3260199	0.98	1.0	80.00- 120.00	100.00
	18.983	14.805	15496879	4821939	1.0	1.1	165.12- 205.12	175.76
	21.358	17.050	11593489	3881060	1.0	1.1	118.40- 158.40	131.49
	Average of Peak Amounts =				0.99	1.1		
Decachlorobiphenyl	28.633	23.152	3322546	2004005	0.020	0.020		100.00 (a)

Handwritten: 2/17/02

Data File: E4B3816F.D
Report Date: 17-May-2002 08:18

QC Flag Legend

a - Target compound detected but, quantitated amount
Below Limit Of Quantitation(BLOQ).

Data File: \\AVOCARDRO\USERDATA\Organic\svoa\E4.1\020515F.BNE4B3817F.D

Date: 16-MAY-2002 19:57

Client ID: AR2154AL4

Sample Info: AR2154AL4,AR2154AL4,,ar2154.sub,,

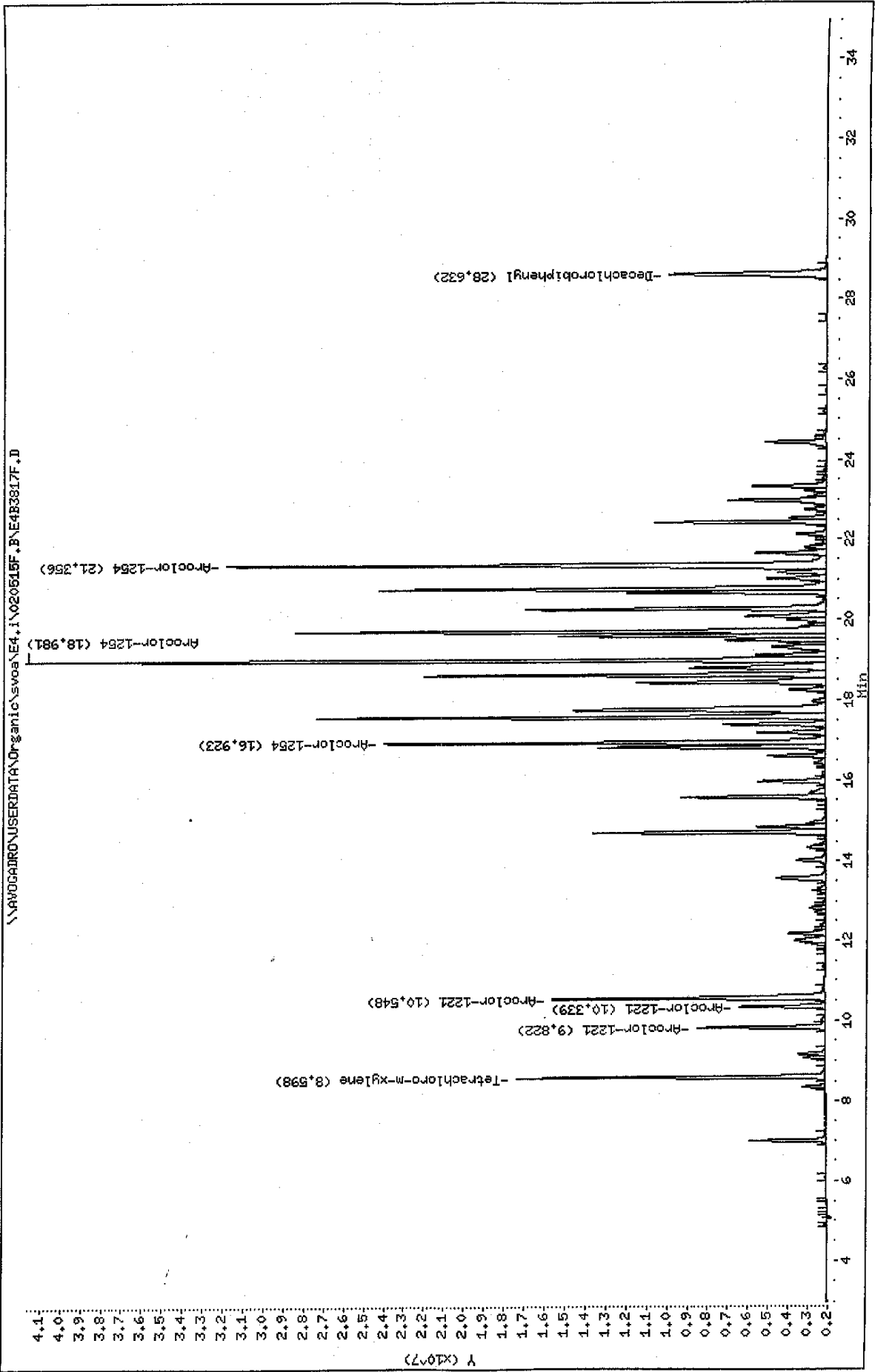
Volume Injected (ul): 1.0

Column phase: DB-1701

Instrument: E4.1

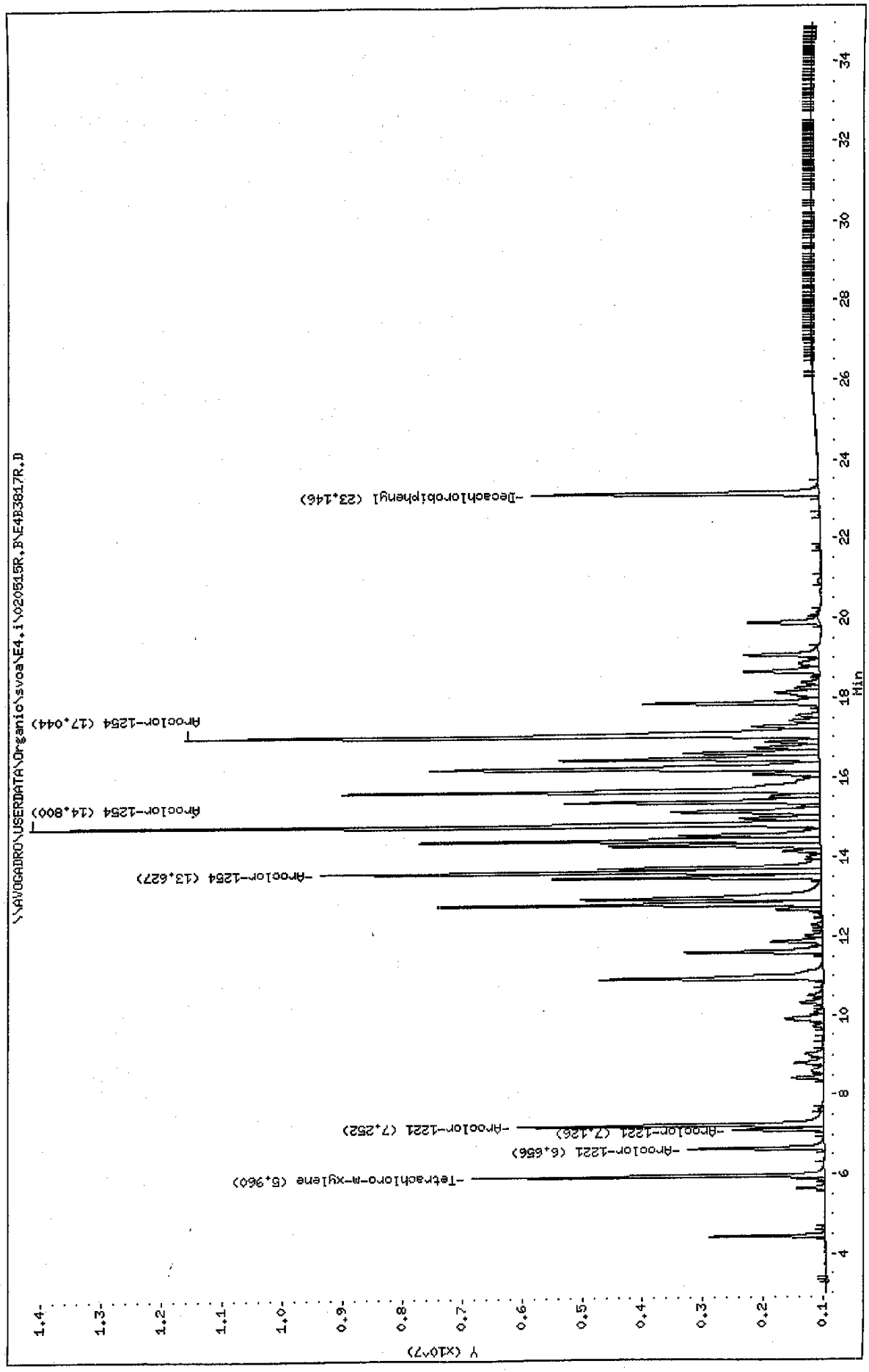
Operator: GML

Column diameter: 0.53



Data File: \\AV06ADRO\USERDATA\Organic\svos\E4.i\020515R.B\E4B3817R.D
Date: 16-MAY-2002 19:57
Client ID: AR2154AL4
Sample Info: AR2154AL4,AR2154AL4,ar2154.sub.,
Volume Injected (uL): 1.0
Column Phase: IB-608

Instrument: E4.i
Operator: GML
Column diameter: 0.53



Data File: E4B3817F.D
 Report Date: 17-May-2002 08:18

Mitkem Corporation

Sample #1 : \\AVOGADRO\USERDATA\Organic\svoa\E4.i\020515F.B\E4B3817F.D
 Sample #2 : \\AVOGADRO\USERDATA\Organic\svoa\E4.i\020515R.B\E4B3817R.D
 Inj Date : 16-MAY-2002 19:57
 Sample Info: AR2154AL4,AR2154AL4,,ar2154.sub,,
 Misc Info :
 Cal Date : 17-MAY-2002 07:54
 Operator : GML
 Inst ID : E4.i
 Dil Factor : 1.000000

Method #1 : \\AVOGADRO\USERDATA\Organic\svoa\E4.i\020515F.B\E4_PCB_F.m
 Method #2 : \\AVOGADRO\USERDATA\Organic\svoa\E4.i\020515R.B\E4_PCB_R.m
 Sub List #1 : ar2154.sub
 Sub List #2 : ar2154.sub
 Col #1 Phase : DB-1701
 Col #2 Phase : DB-608

Concentration Formula: Amt * DF * Uf * Vt / (Vo * Vi)

Name	Value	Description
DF	1.000	Dilution Factor
Uf	1.000	Correction factor
Vt	10000.000	Volume of final extract (uL)
Vo	1000.000	Volume of sample extracted (ml)
Vi	1.000	Volume injected (uL)

Compound	RT#1	RT#2	Resp#1	Resp#2	Conc#1 (ug/L)	Conc#2 (ug/L)	Target Range	Ratio
Tetrachloro-m-xylene	8.598	5.960	15196811	5856565	0.050	0.049		100.00 (a)
Aroclor-1221	9.822	6.656	6377940	2263332	2.2	2.5	80.00- 120.00	100.00
	10.339	7.126	4263697	1524814	2.2	2.5	44.91- 84.91	66.85
	10.548	7.252	13441541	5074677	2.2	2.5	183.94- 223.94	210.75
	Average of Peak Amounts =				2.2	2.5		
Aroclor-1254	16.923	13.627	21877030	8317849	2.4	2.6	80.00- 120.00	100.00
	18.981	14.800	39526218	13124788	2.6	2.9	165.12- 205.12	180.67
	21.356	17.044	29646596	10533310	2.6	2.8	118.40- 158.40	135.51
	Average of Peak Amounts =				2.5	2.8		
Decachlorobiphenyl	28.632	23.146	7832123	4763672	0.047	0.047		100.00 (a)

5/17/02

Data File: E4B3817F.D
Report Date: 17-May-2002 08:18

QC Flag Legend

a - Target compound detected but, quantitated amount
Below Limit Of Quantitation(BLOQ).

Data File: \\AVOCADRO\USERDATA\Organic\svoa\E4.1\020518F.B\E4B3818F.D

Date: 16-MAY-2002 20:36

Client ID: AR2154AL5

Sample Info: AR2154AL5,AR2154AL5,,ar2154.sub,,

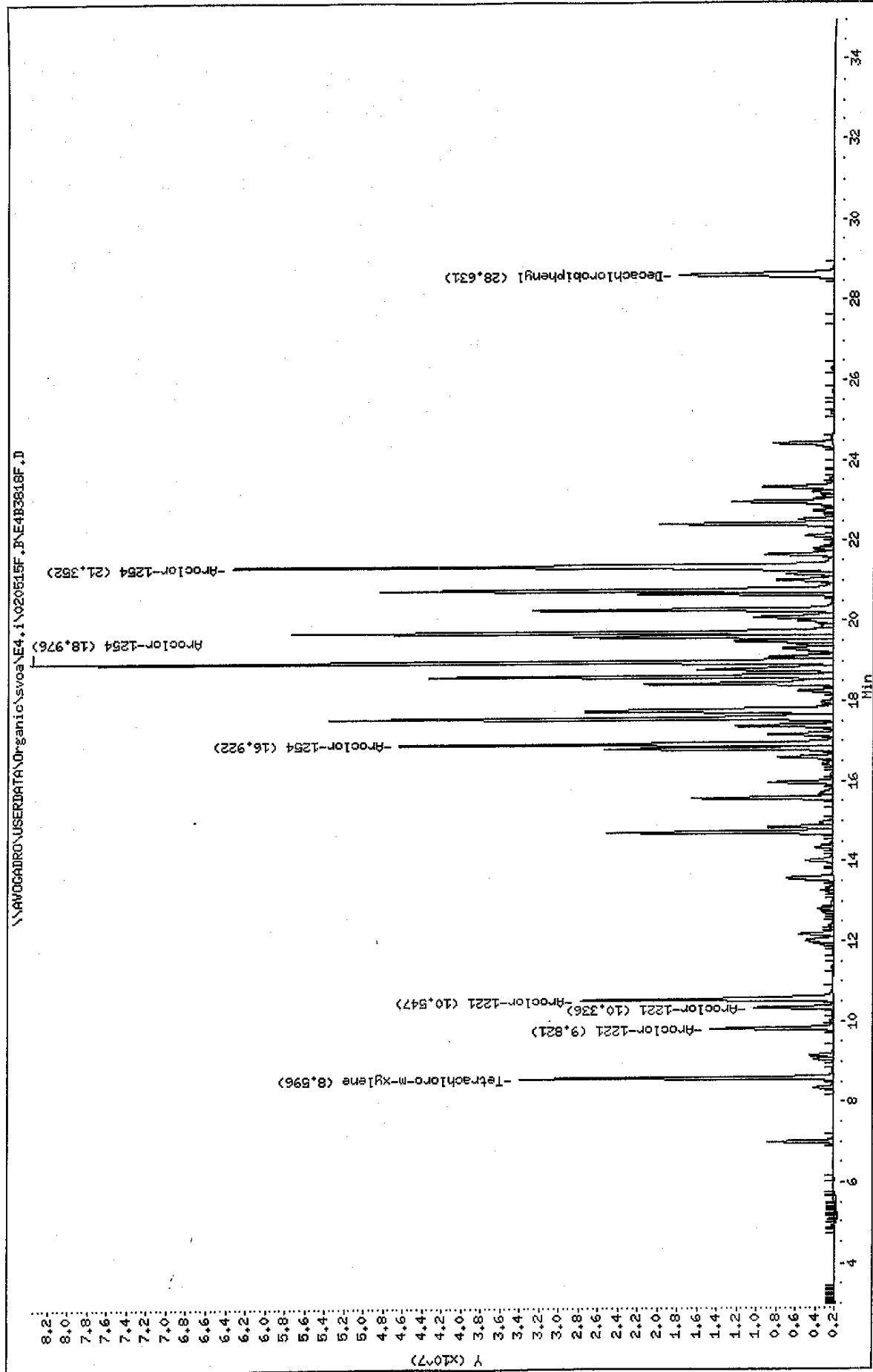
Volume Injected (ul): 1.0

Column phase: DB-1701

Instrument: E4.i

Operator: GHL

Column diameter: 0.53



Data File: \\AVOCADRO\USERDATA\Organic\svoa\E4.i\020515R.B\E4B3818R.D

Date: 16-MAY-2002 20:36

Client ID: AR21544L5

Sample Info: AR21544L5,AR21544L5,ar2154.sub,,

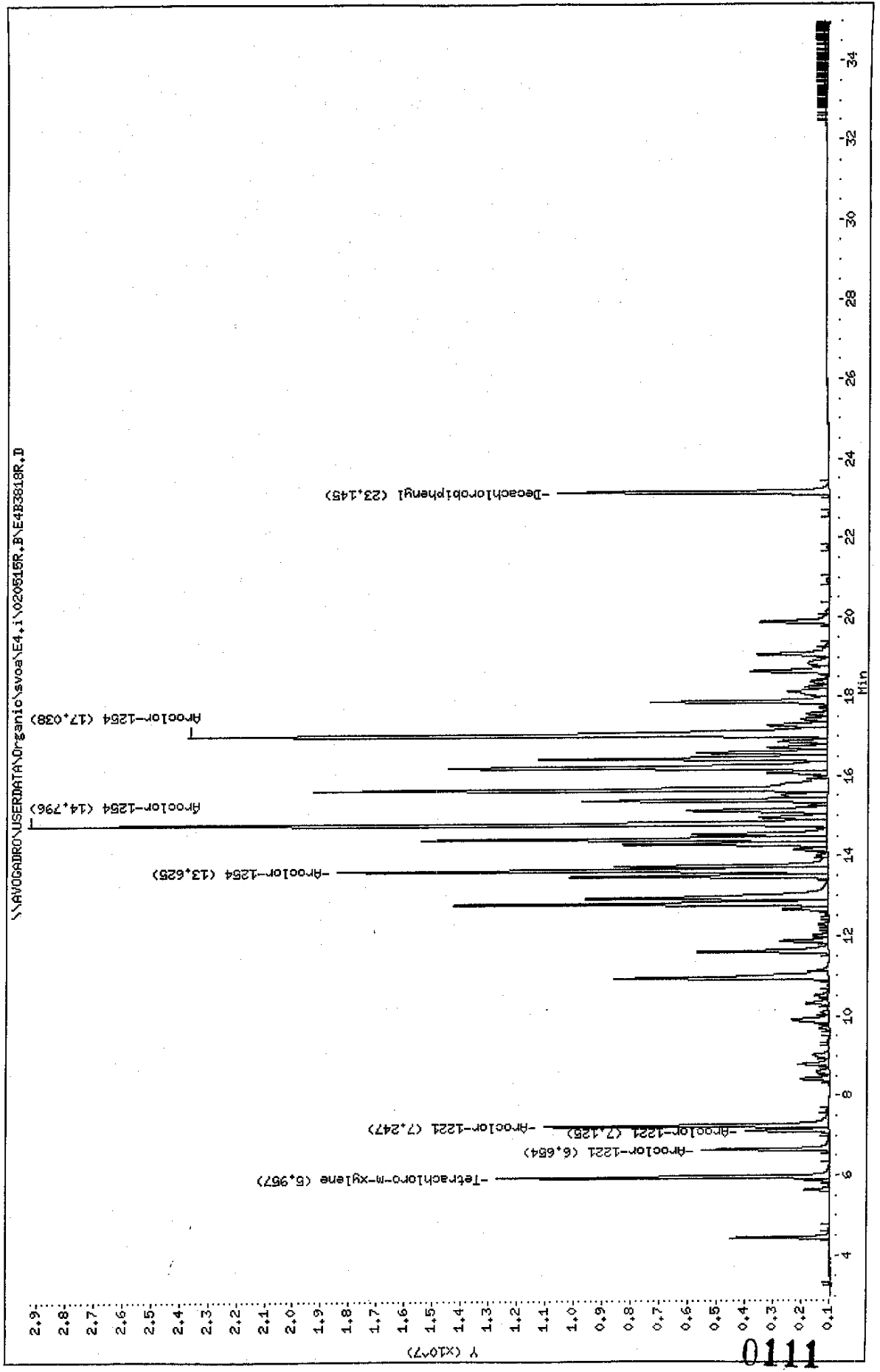
Volume Injected (uL): 1.0

Column phase: DB-608

Instrument: E4.i

Operator: CHL

Column diameter: 0.53



Data File: E4B3818F.D
 Report Date: 17-May-2002 08:18

Mitkem Corporation

Sample #1 : \\AVOGADRO\USERDATA\Organic\svoa\E4.i\020515F.B\E4B3818F.D
 Sample #2 : \\AVOGADRO\USERDATA\Organic\svoa\E4.i\020515R.B\E4B3818R.D
 Inj Date : 16-MAY-2002 20:36
 Sample Info: AR2154AL5,AR2154AL5,,ar2154.sub,,
 Misc Info :
 Cal Date : 17-MAY-2002 07:54
 Operator : GML
 Inst ID : E4.i
 Dil Factor : 1.000000

Method #1 : \\AVOGADRO\USERDATA\Organic\svoa\E4.i\020515F.B\E4_PCB_F.m
 Method #2 : \\AVOGADRO\USERDATA\Organic\svoa\E4.i\020515R.B\E4_PCB_R.m
 Sub List #1 : ar2154.sub
 Sub List #2 : ar2154.sub
 Col #1 Phase : DB-1701
 Col #2 Phase : DB-608

Concentration Formula: Amt * DF * Uf * Vt / (Vo * Vi)

Name	Value	Description
DF	1.000	Dilution Factor
Uf	1.000	Correction factor
Vt	10000.000	Volume of final extract (uL)
Vo	1000.000	Volume of sample extracted (ml)
Vi	1.000	Volume injected (uL)

Compound	RT#1	RT#2	Resp#1	Resp#2	Conc#1 (ug/L)	Conc#2 (ug/L)	Target Range	Ratio
Tetrachloro-m-xylene	8.596	5.957	31832181	11726572	0.10	0.097		100.00 (a)
Aroclor-1221	9.821	6.654	12513754	4529387	4.5	5.0	80.00- 120.00	100.00
	10.336	7.125	8122755	2977898	4.4	4.9	44.91- 84.91	64.91
	10.547	7.247	25520003	10023925	4.4	4.9	183.94- 223.94	203.94
	Average of Peak Amounts =				4.4	4.9		
Aroclor-1254	16.922	13.625	44093551	17333247	4.9	5.4	80.00- 120.00	100.00
	18.976	14.796	81626962	28212753	5.3	5.9	165.12- 205.12	185.12
	21.352	17.038	61023850	22637090	5.2	5.9	118.40- 158.40	138.40
	Average of Peak Amounts =				5.1	5.7		
Decachlorobiphenyl	28.631	23.145	15753580	9553927	0.095	0.092		100.00 (a)

Handwritten initials/signature

Data File: E4B3818F.D
Report Date: 17-May-2002 08:19

QC Flag Legend

a - Target compound detected but, quantitated amount
Below Limit Of Quantitation(BLOQ).

Data File: \\AVOCADRO\USERDATA\Organic\svoa\E4, I\020515F, B\NE4B3819F.D

Date : 16-MAY-2002 21:15

Client ID: AR1660AL1

Sample Info: AR1660AL1, AR1660AL1, ar1660, sub,,

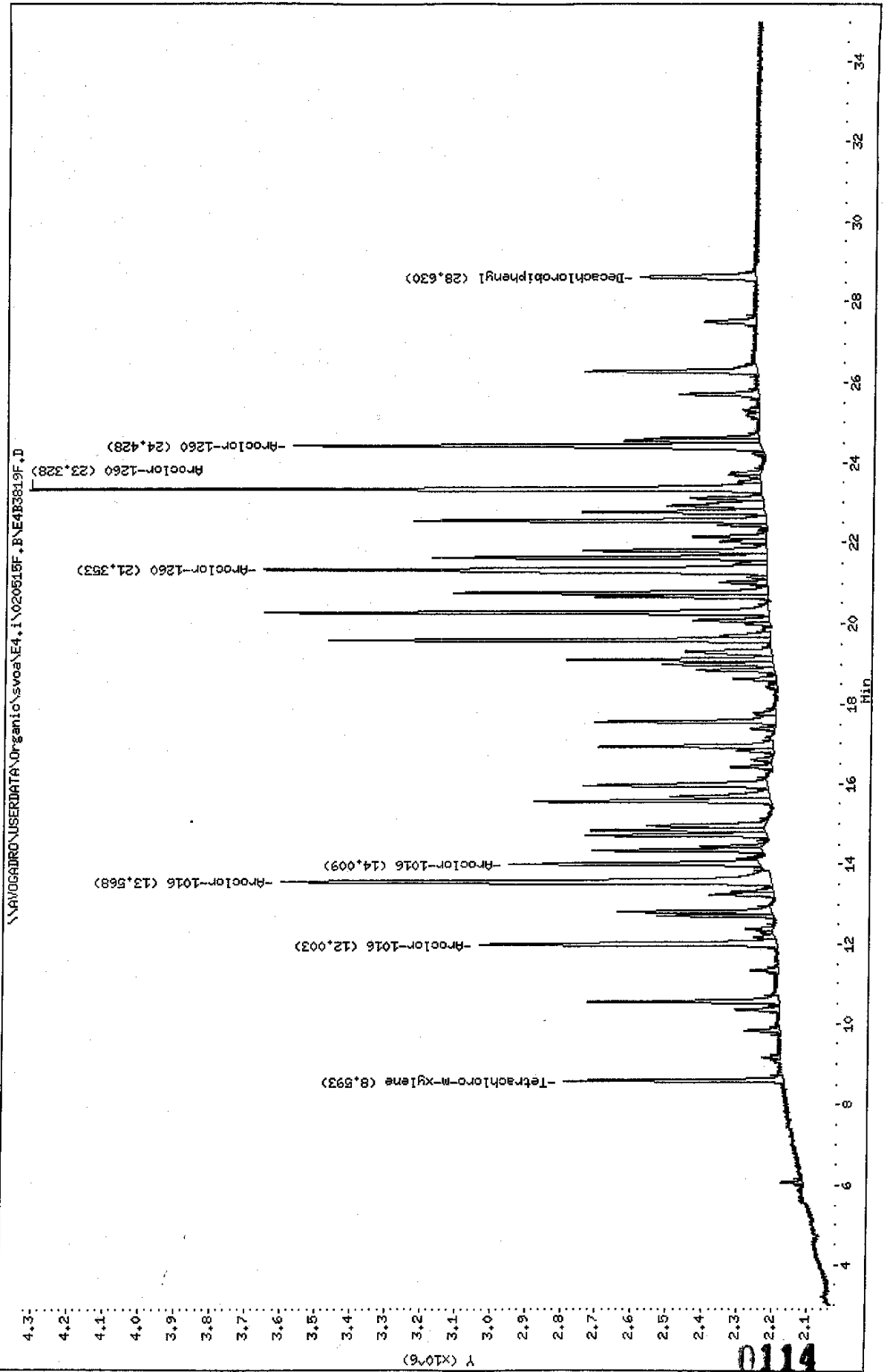
Volume Injected (ul): 1.0

Column Phase: DB-1701

Instrument: E4.i

Operator: GHL

Column diameter: 0.53



Data File: \\AVOCADRO\USERDATA\Organic\svos\E4.i\020515R.B\4E4B3819R.D

Date : 16-MAY-2002 21:15

Client ID: AR1660AL1

Sample Info: AR1660AL1,AR1660AL1,,ar1660.sub,,

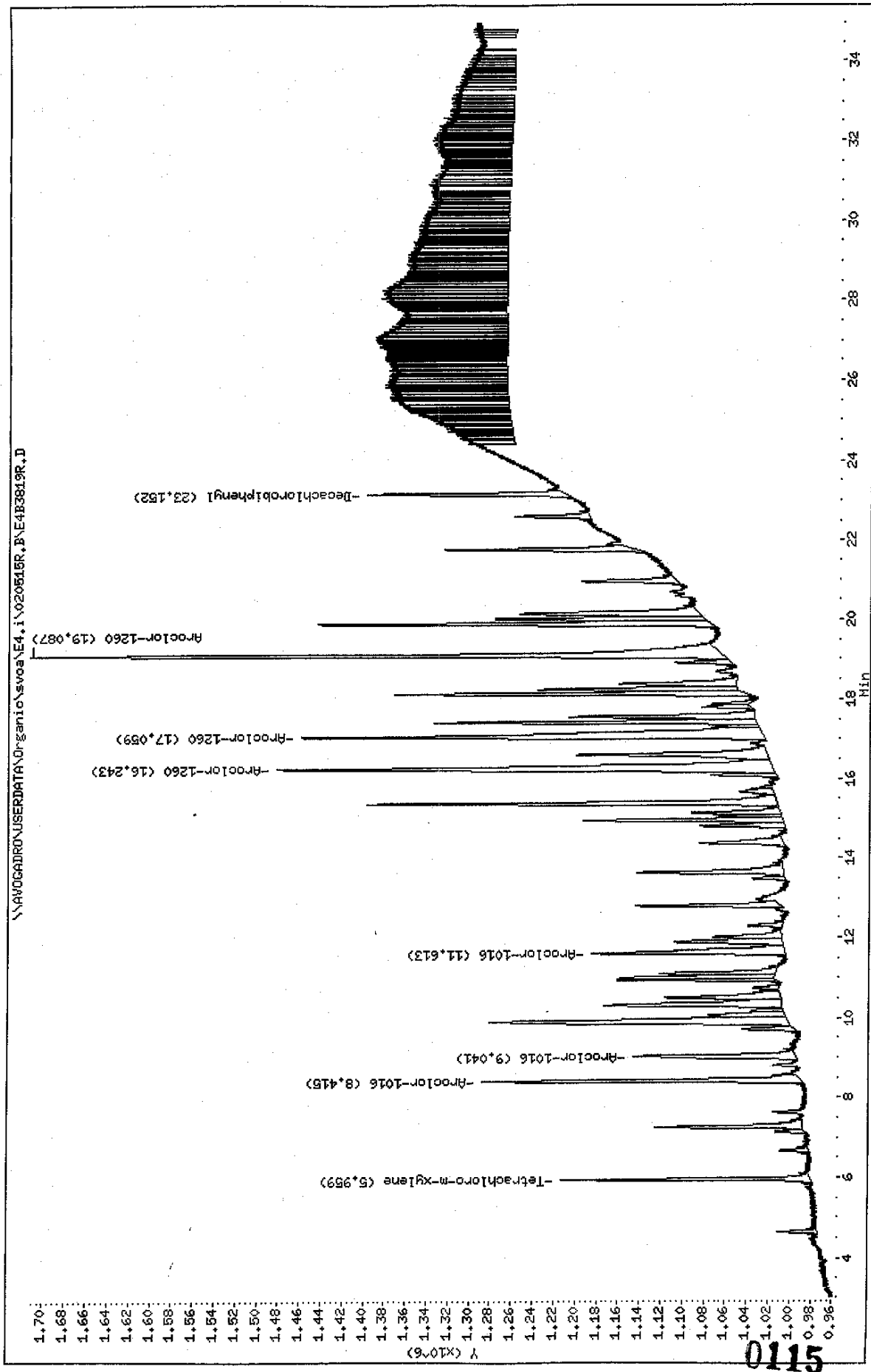
Volume Injected (ul): 1.0

Column phase: DB-608

Instrument: E4.i

Operator: CHL

Column diameter: 0.53



0115

Data File: E4B3819F.D
 Report Date: 17-May-2002 08:19

Mitkem Corporation

Sample #1 : \\AVOGADRO\USERDATA\Organic\svoa\E4.i\020515F.B\E4B3819F.D
 Sample #2 : \\AVOGADRO\USERDATA\Organic\svoa\E4.i\020515R.B\E4B3819R.D
 Inj Date : 16-MAY-2002 21:15
 Sample Info: AR1660AL1,AR1660AL1,,ar1660.sub,,
 Misc Info :
 Cal Date : 17-MAY-2002 07:54
 Operator : GML
 Inst ID : E4.i
 Dil Factor : 1.000000

Method #1 : \\AVOGADRO\USERDATA\Organic\svoa\E4.i\020515F.B\E4_PCB_F.m
 Method #2 : \\AVOGADRO\USERDATA\Organic\svoa\E4.i\020515R.B\E4_PCB_R.m
 Sub List #1 : ar1660.sub
 Sub List #2 : ar1660.sub
 Col #1 Phase : DB-1701
 Col #2 Phase : DB-608

Concentration Formula: Amt * DF * Uf * Vt / (Vo * Vi)

Name	Value	Description
DF	1.000	Dilution Factor
Uf	1.000	Correction factor
Vt	10000.000	Volume of final extract (uL)
Vo	1000.000	Volume of sample extracted (ml)
Vi	1.000	Volume injected (uL)

Compound	RT#1	RT#2	Resp#1	Resp#2	Conc#1 (ug/L)	Conc#2 (ug/L)	Target Range	Ratio
Tetrachloro-m-xylene	8.593	5.959	622782	233398	0.0020	0.0021		100.00(a)
Aroclor-1016	12.003	8.415	842873	298612	0.10	0.10	80.00- 120.00	100.00(a)
	13.568	9.041	1394965	150750	0.10	0.10	199.66- 239.66	165.50(a)
	14.009	11.613	708653	180068	0.10	0.10	89.56- 129.56	84.08(a)
	Average of Peak Amounts =				0.10	0.10		
Decachlorobiphenyl	28.630	23.152	324775	187870	0.0020	0.0019		100.00(a)
Aroclor-1260	21.353	16.243	1429283	466107	0.10	0.10	80.00- 120.00	100.00(a)
	23.328	17.059	2071716	433746	0.10	0.10	136.59- 176.59	144.95(a)
	24.428	19.087	1327226	647641	0.10	0.10	74.64- 114.64	92.86(a)
	Average of Peak Amounts =				0.10	0.10		

SM

Data File: E4B3819F.D
Report Date: 17-May-2002 08:19

QC Flag Legend

a - Target compound detected but, quantitated amount
Below Limit Of Quantitation(BLOQ).

Data File: \\AVOCADRON\USERDATA\Organic\svoa\E4.i\0209515F.B\E4B3820F.D

Date : 16-MAY-2002 21:54

Client ID: AR1660AL2

Sample Info: AR1660AL2,AR1660AL2,,ar1660,sub,,

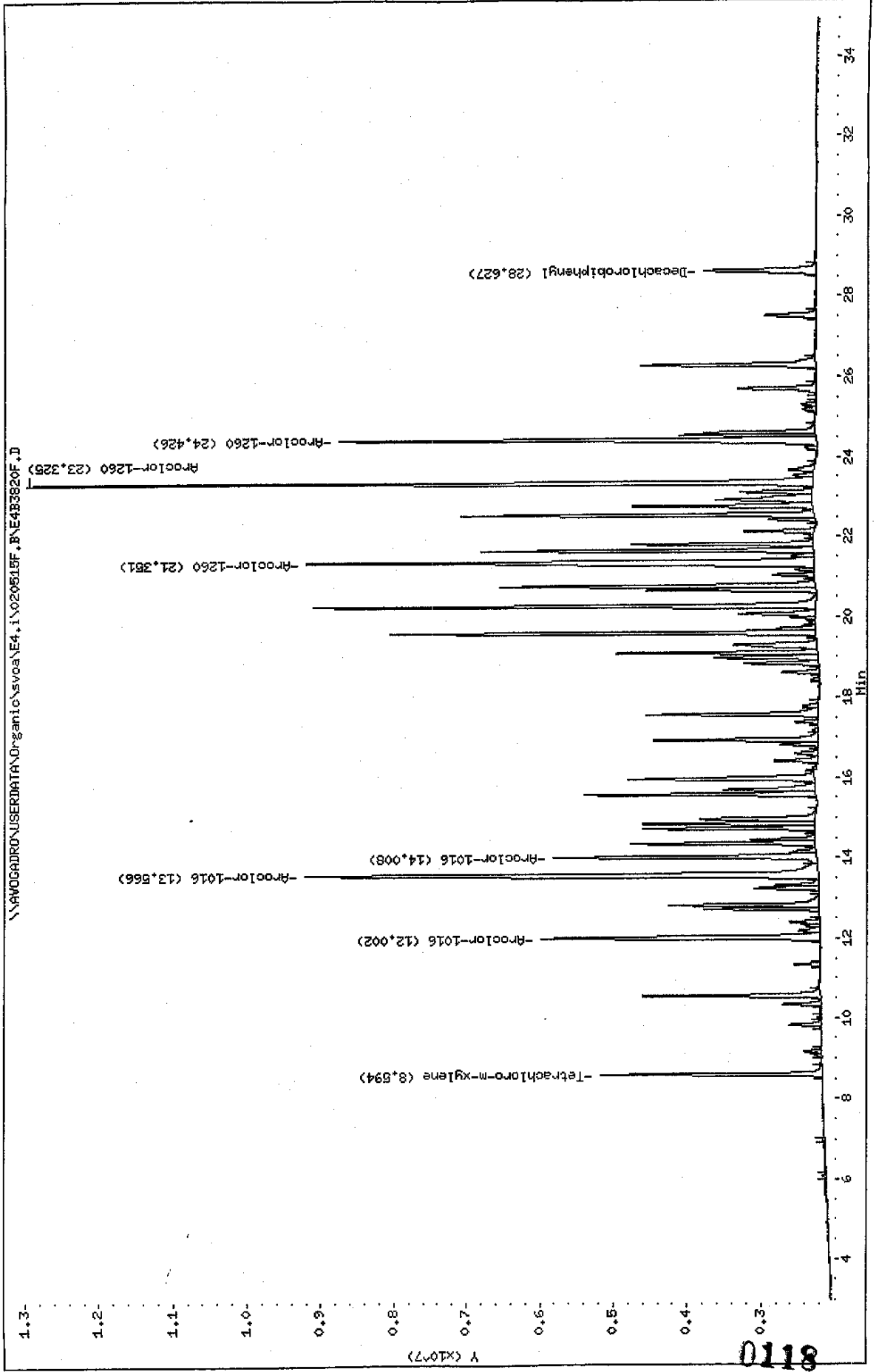
Volume Injected (uL): 1.0

Column Phase: DB-1701

Instrument: E4.i

Operator: CHL

Column diameter: 0.53



Data File: \\AVOCADRO\USERDATA\Organic\svoa\E4.1\020515R,B\E4B3820R.D

Date: 16-MAY-2002 21:54

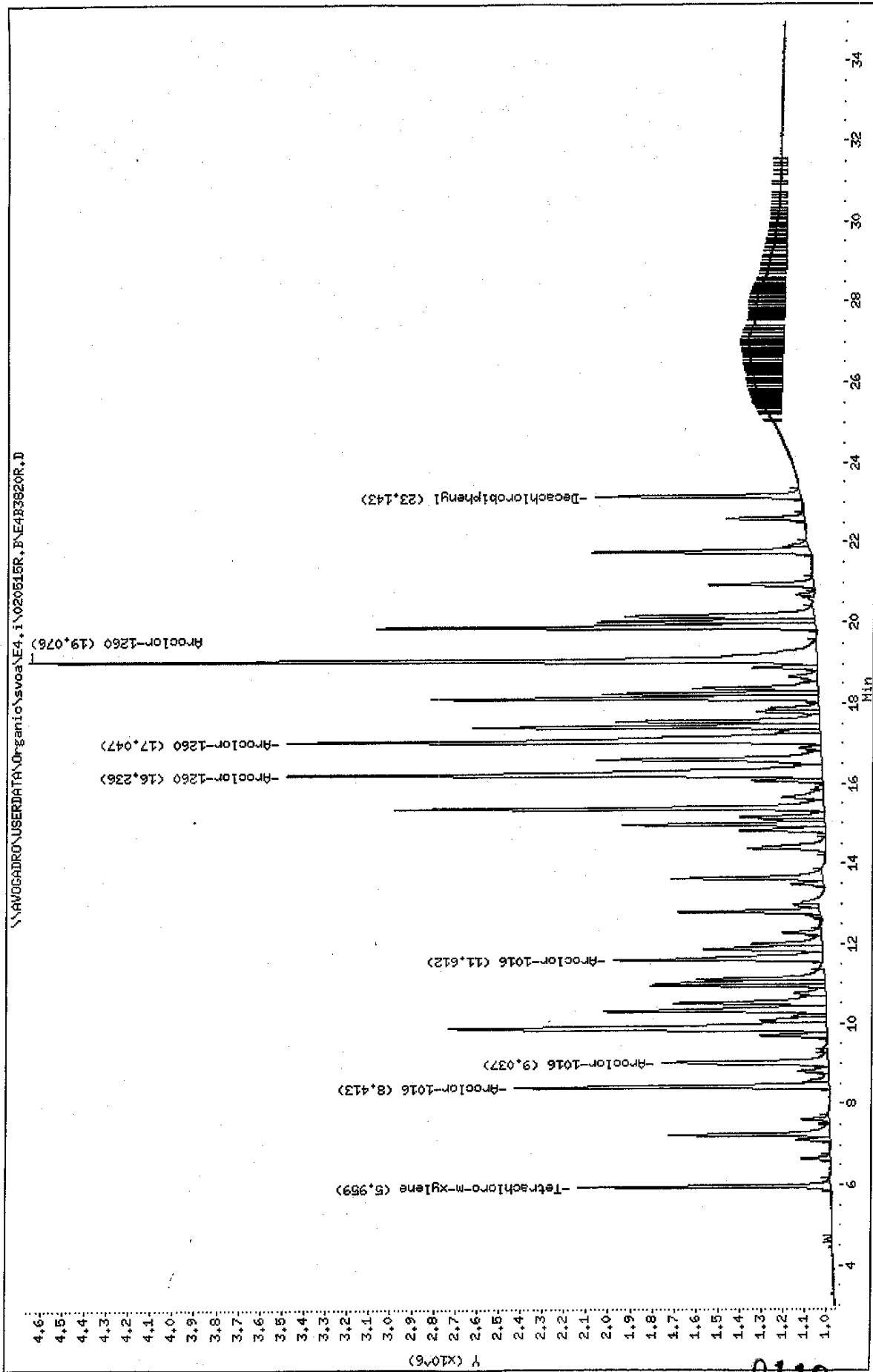
Client ID: AR1660AL2

Sample Info: AR1660AL2,AR1660AL2,,ar1660.sub,,

Volume Injected (ul): 1.0

Column phase: DB-608

Instrument: E4.i
Operator: GHL
Column diameter: 0.53



6110

Data File: E4B3820F.D
 Report Date: 17-May-2002 08:19

Mitkem Corporation

Sample #1 : \\AVOGADRO\USERDATA\Organic\svoa\E4.i\020515F.B\E4B3820F.D
 Sample #2 : \\AVOGADRO\USERDATA\Organic\svoa\E4.i\020515R.B\E4B3820R.D
 Inj Date : 16-MAY-2002 21:54
 Sample Info: AR1660AL2,AR1660AL2,,ar1660.sub,,
 Misc Info :
 Cal Date : 17-MAY-2002 07:54
 Operator : GML
 Inst ID : E4.i
 Dil Factor : 1.000000

Method #1 : \\AVOGADRO\USERDATA\Organic\svoa\E4.i\020515F.B\E4_PCB_F.m
 Method #2 : \\AVOGADRO\USERDATA\Organic\svoa\E4.i\020515R.B\E4_PCB_R.m
 Sub List #1 : ar1660.sub
 Sub List #2 : ar1660.sub
 Col #1 Phase : DB-1701
 Col #2 Phase : DB-608

Concentration Formula: Amt * DF * Uf * Vt / (Vo * Vi)

Name	Value	Description
DF	1.000	Dilution Factor
Uf	1.000	Correction factor
Vt	10000.000	Volume of final extract (uL)
Vo	1000.000	Volume of sample extracted (ml)
Vi	1.000	Volume injected (uL)

Compound	RT#1	RT#2	Resp#1	Resp#2	Conc#1 (ug/L)	Conc#2 (ug/L)	Target Range	Ratio
Tetrachloro-m-xylene	8.594	5.959	3013416	1151447	0.0098	0.010		100.00(a)
Aroclor-1016	12.002	8.413	3798986	1440876	0.47	0.49	80.00- 120.00	100.00(a)
	13.566	9.037	6991108	762065	0.50	0.50	199.66- 239.66	184.03(a)
	14.008	11.612	3575263	958435	0.50	0.52	89.56- 129.56	94.11(a)
	Average of Peak Amounts =				0.49	0.50		
Decachlorobiphenyl	28.627	23.143	1526100	937311	0.0096	0.0098		100.00(a)
Aroclor-1260	21.351	16.236	6919498	2455912	0.49	0.51	80.00- 120.00	100.00(a)
	23.325	17.047	10682669	2444659	0.51	0.53	136.59- 176.59	154.39(a)
	24.426	19.076	6485853	3599733	0.49	0.53	74.64- 114.64	93.73(a)
	Average of Peak Amounts =				0.50	0.52		

381
5/17/02

Data File: E4B3820F.D
Report Date: 17-May-2002 08:19

QC Flag Legend

a - Target compound detected but, quantitated amount
Below Limit Of Quantitation(BLOQ).

Data File: \\AVOCADRO\USERDATA\Organic\svoc\E4.i\020515F_BAE4B3821F.D

Date: 16-MAY-2002 22:33

Client ID: AR1660AL3

Sample Info: AR1660AL3,AR1660AL3,,ar1660,sub,,

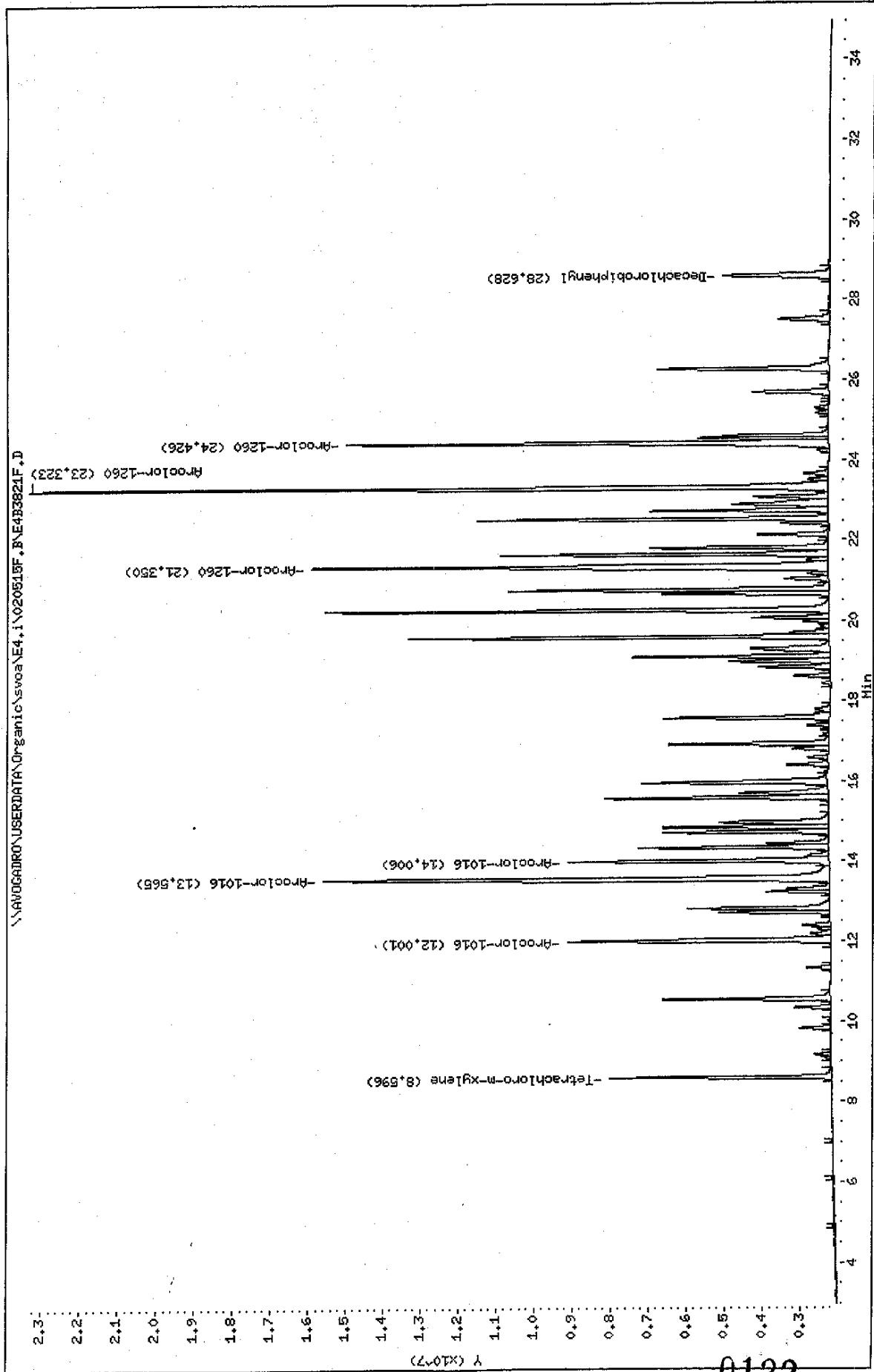
Volume Injected (uL): 1.0

Column phase: DB-1701

Instrument: E4.1

Operator: GHL

Column diameter: 0.53



0122

Data File: \\AVDGDARD\USERDATA\Organic\svoa\E4.i\020515R.B\NE4B3821R.D

Date: 16-MAY-2002 22:33

Client ID: AR1660AL3

Sample Info: AR1660AL3,AR1660AL3,,ar1660.sub,,

Volume Injected (ul): 1.0

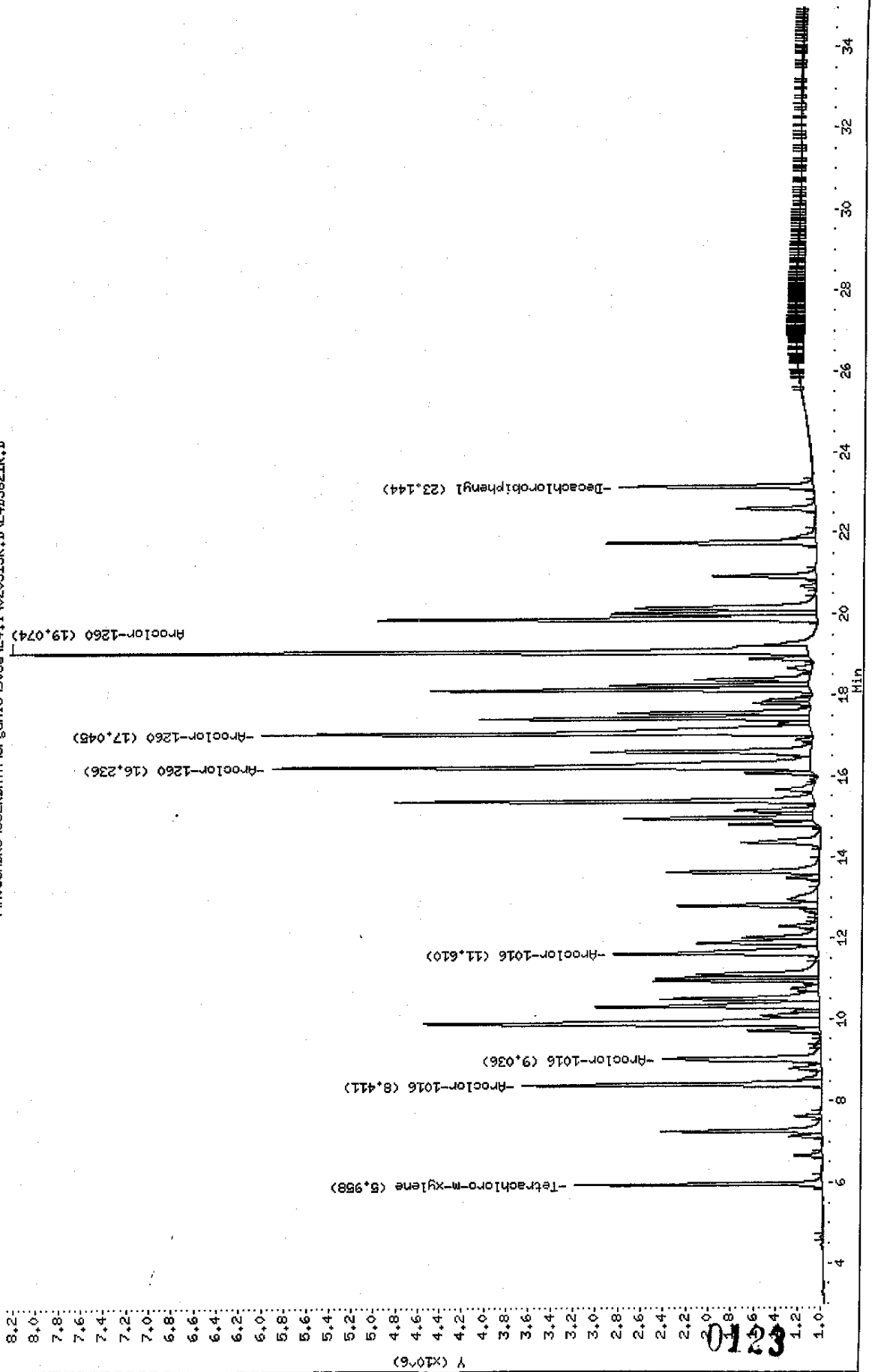
Column phase: DB-608

Instrument: E4.i

Operator: GHL

Column diameter: 0.53

\\AVDGDARD\USERDATA\Organic\svoa\E4.i\020515R.B\NE4B3821R.D



Data File: E4B3821F.D
 Report Date: 17-May-2002 08:19

Mitkem Corporation

Sample #1 : \\AVOGADRO\USERDATA\Organic\svoa\E4.i\020515F.B\E4B3821F.D
 Sample #2 : \\AVOGADRO\USERDATA\Organic\svoa\E4.i\020515R.B\E4B3821R.D
 Inj Date : 16-MAY-2002 22:33
 Sample Info: AR1660AL3,AR1660AL3,,ar1660.sub,,
 Misc Info :
 Cal Date : 17-MAY-2002 07:54
 Operator : GML
 Inst ID : E4.i
 Dil Factor : 1.000000

Method #1 : \\AVOGADRO\USERDATA\Organic\svoa\E4.i\020515F.B\E4_PCB_F.m
 Method #2 : \\AVOGADRO\USERDATA\Organic\svoa\E4.i\020515R.B\E4_PCB_R.m
 Sub List #1 : ar1660.sub
 Sub List #2 : ar1660.sub
 Col #1 Phase : DB-1701
 Col #2 Phase : DB-608

Concentration Formula: Amt * DF * Uf * Vt / (Vo * Vi)

Name	Value	Description
DF	1.000	Dilution Factor
Uf	1.000	Correction factor
Vt	10000.000	Volume of final extract (uL)
Vo	1000.000	Volume of sample extracted (ml)
Vi	1.000	Volume injected (uL)

Compound	RT#1	RT#2	Resp#1	Resp#2	Conc#1 (ug/L)	Conc#2 (ug/L)	Target Range	Ratio
Tetrachloro-m-xylene	8.596	5.958	5857977	2198561	0.019	0.019		100.00 (a)
Aroclor-1016	12.001	8.411	6916217	2668948	0.90	0.94	80.00- 120.00	100.00 (a)
	13.565	9.036	13375061	1409631	0.97	0.95	199.66- 239.66	193.39 (a)
	14.006	11.610	6885179	1822909	0.98	0.99	89.56- 129.56	99.55 (a)
	Average of Peak Amounts =				0.95	0.96		
Decachlorobiphenyl	28.628	23.144	2819634	1728505	0.018	0.019		100.00 (a)
Aroclor-1260	21.350	16.236	13614178	4800614	0.98	1.0	80.00- 120.00	100.00 (a)
	23.323	17.045	21010777	4909784	1.00	1.0	136.59- 176.59	154.33 (a)
	24.426	19.074	12692976	7111549	0.98	1.0	74.64- 114.64	93.23 (a)
	Average of Peak Amounts =				0.99	1.0		

JTK
5/17/02

Data File: E4B3821F.D
Report Date: 17-May-2002 08:19

QC Flag Legend

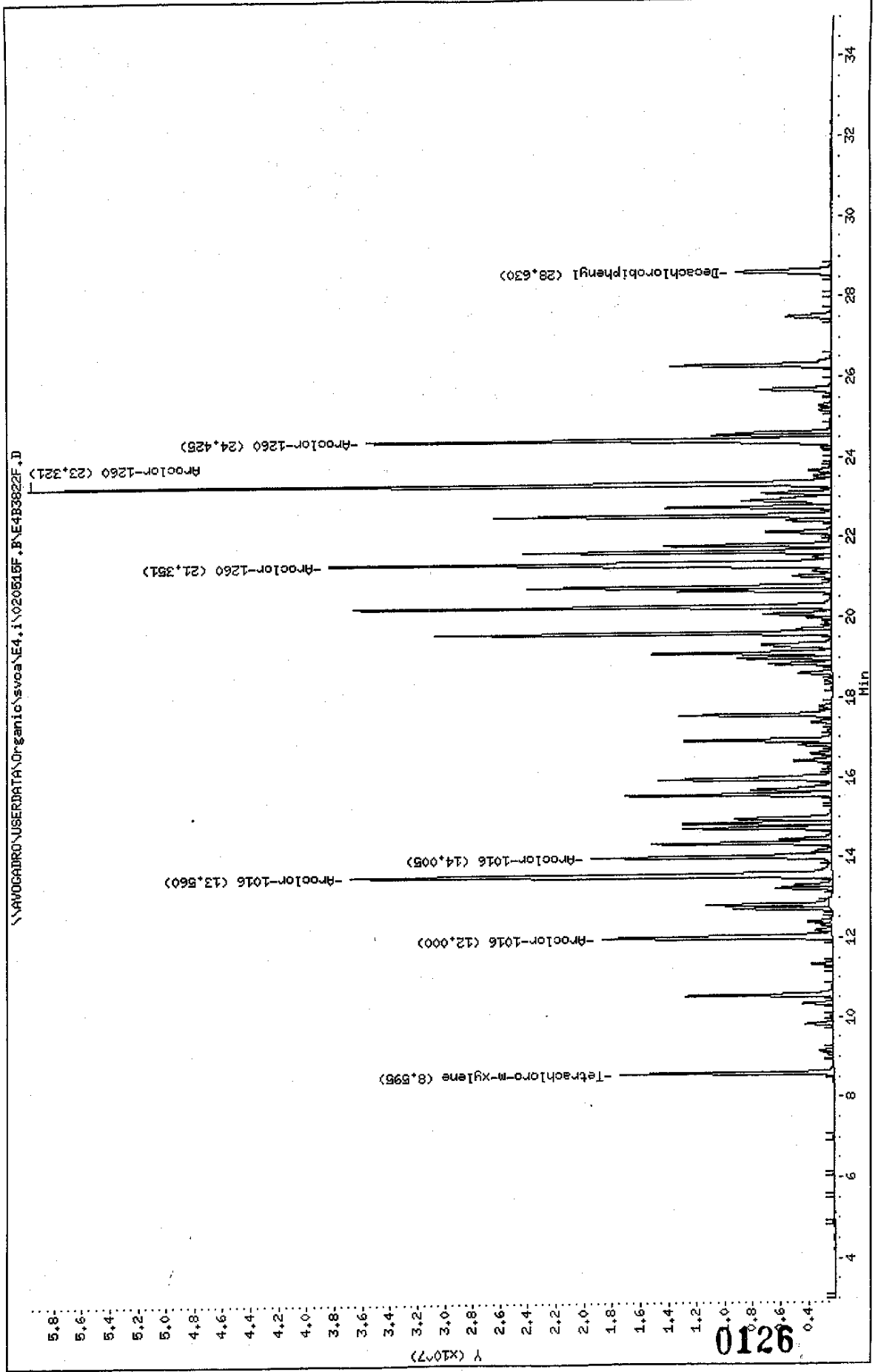
a - Target compound detected but, quantitated amount
Below Limit Of Quantitation(BLOQ).

Data File: \\W06040RD\USERDATA\Organic\svoa\E4.1\020515F.BVE4B3822F.D
Date: 16-MAY-2002 23:12
Client ID: AR1660AL4
Sample Info: AR1660AL4,AR1660AL4,,ar1660.sub,,
Volume Injected (ul): 1.0
Column phase: DB-1701

Instrument: E4.1

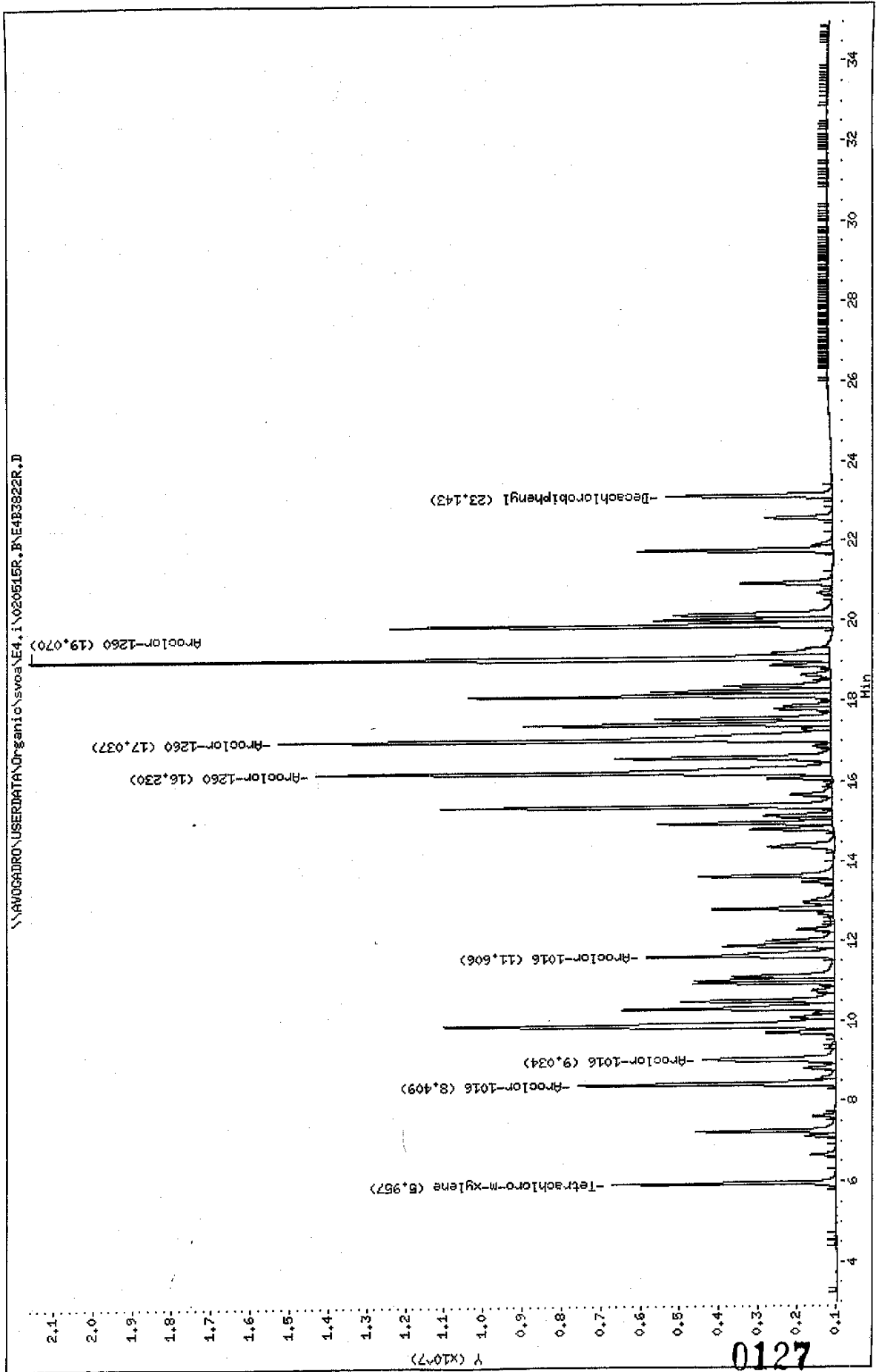
Operator: GML

Column diameter: 0.53



Data File: \\AVOCADRO\USERDATA\Organic\svoa\E4.i\020515R.B\E4B3922R.D
 Date: 16-MAY-2002 23:12
 Client ID: AR1660AL4
 Sample Info: AR1660AL4,AR1660AL4,,ar1660.sub,,
 Volume Injected (ul): 1.0
 Column phase: IB-608

Instrument: E4.i
 Operator: GHL
 Column diameter: 0.53



0127

Data File: E4B3822F.D
 Report Date: 17-May-2002 08:19

Mitkem Corporation

Sample #1 : \\AVOGADRO\USERDATA\Organic\svoa\E4.i\020515F.B\E4B3822F.D
 Sample #2 : \\AVOGADRO\USERDATA\Organic\svoa\E4.i\020515R.B\E4B3822R.D
 Inj Date : 16-MAY-2002 23:12
 Sample Info: AR1660AL4,AR1660AL4,,ar1660.sub,,
 Misc Info :
 Cal Date : 17-MAY-2002 07:54
 Operator : GML
 Inst ID : E4.i
 Dil Factor : 1.000000

Method #1 : \\AVOGADRO\USERDATA\Organic\svoa\E4.i\020515F.B\E4_PCB_F.m
 Method #2 : \\AVOGADRO\USERDATA\Organic\svoa\E4.i\020515R.B\E4_PCB_R.m
 Sub List #1 : ar1660.sub
 Sub List #2 : ar1660.sub
 Col #1 Phase : DB-1701
 Col #2 Phase : DB-608

Concentration Formula: Amt * DF * Uf * Vt / (Vo * Vi)

Name	Value	Description
DF	1.000	Dilution Factor
Uf	1.000	Correction factor
Vt	10000.000	Volume of final extract (uL)
Vo	1000.000	Volume of sample extracted (ml)
Vi	1.000	Volume injected (uL)

Compound	RT#1	RT#2	Resp#1	Resp#2	Conc#1 (ug/L)	Conc#2 (ug/L)	Target Range	Ratio
Tetrachloro-m-xylene	8.595	5.957	15281743	5717363	0.050	0.050		100.00
Aroclor-1016	12.000	8.409	16484313	6598517	2.2	2.4	80.00- 120.00	100.00
	13.560	9.034	34595471	3412493	2.5	2.4	199.66- 239.66	209.87
	14.005	11.606	17194297	4823184	2.4	2.6	89.56- 129.56	104.31
	Average of Peak Amounts =				2.4	2.5		
Decachlorobiphenyl	28.630	23.143	6911048	4268413	0.046	0.047		100.00 (a)
Aroclor-1260	21.351	16.230	36068593	13173397	2.6	2.7	80.00- 120.00	100.00
	23.321	17.037	57463656	14161115	2.7	2.9	136.59- 176.59	159.32
	24.425	19.070	33322467	20470217	2.6	2.8	74.64- 114.64	92.39
	Average of Peak Amounts =				2.6	2.8		

37K
5/17/02

Data File: E4B3822F.D
Report Date: 17-May-2002 08:19

QC Flag Legend

a - Target compound detected but, quantitated amount
Below Limit Of Quantitation(BLOQ).

Data File: \\AV06ADRO\USERDATA\Organic\svoa\E4,i\020515F,B\AE4B3823F.D

Date : 16-MAY-2002 23:51

Client ID: AR1660AL5

Sample Info: AR1660AL5,AR1660AL5,,ar1660.sub,,

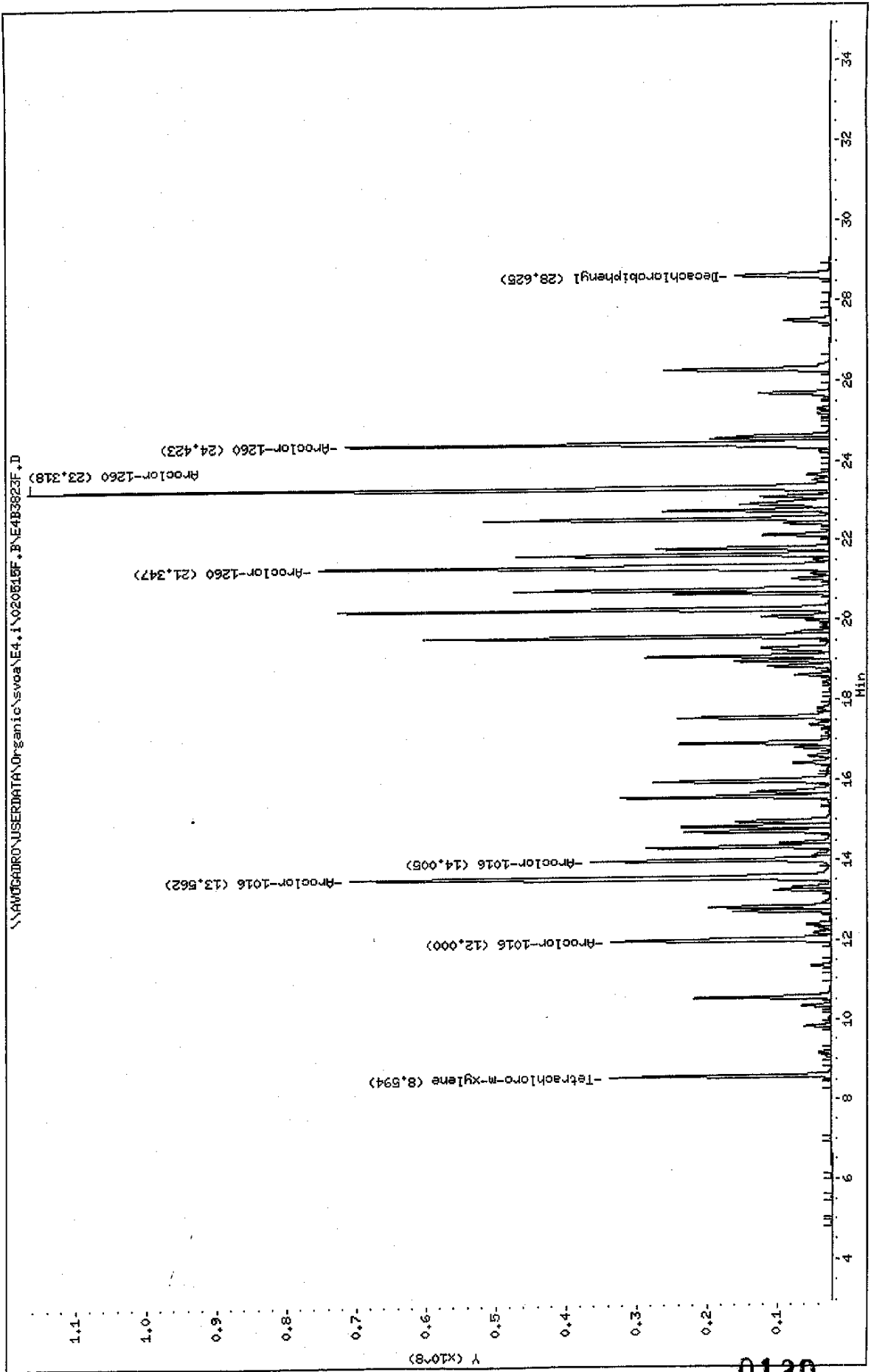
Volume Injected (uL): 1.0

Column phase: DB-1701

Instrument: E4.i

Operator: GML

Column diameter: 0.53



0130

Data File: \\NAVGADRO\USERDATA\Organic\svoa\E4.i\020515R.BNE483823R.D

Date: 16-MAY-2002 23:51

Client ID: AR1660AL5

Sample Info: AR1660AL5,AR1660AL5,,ar1660.sub,,

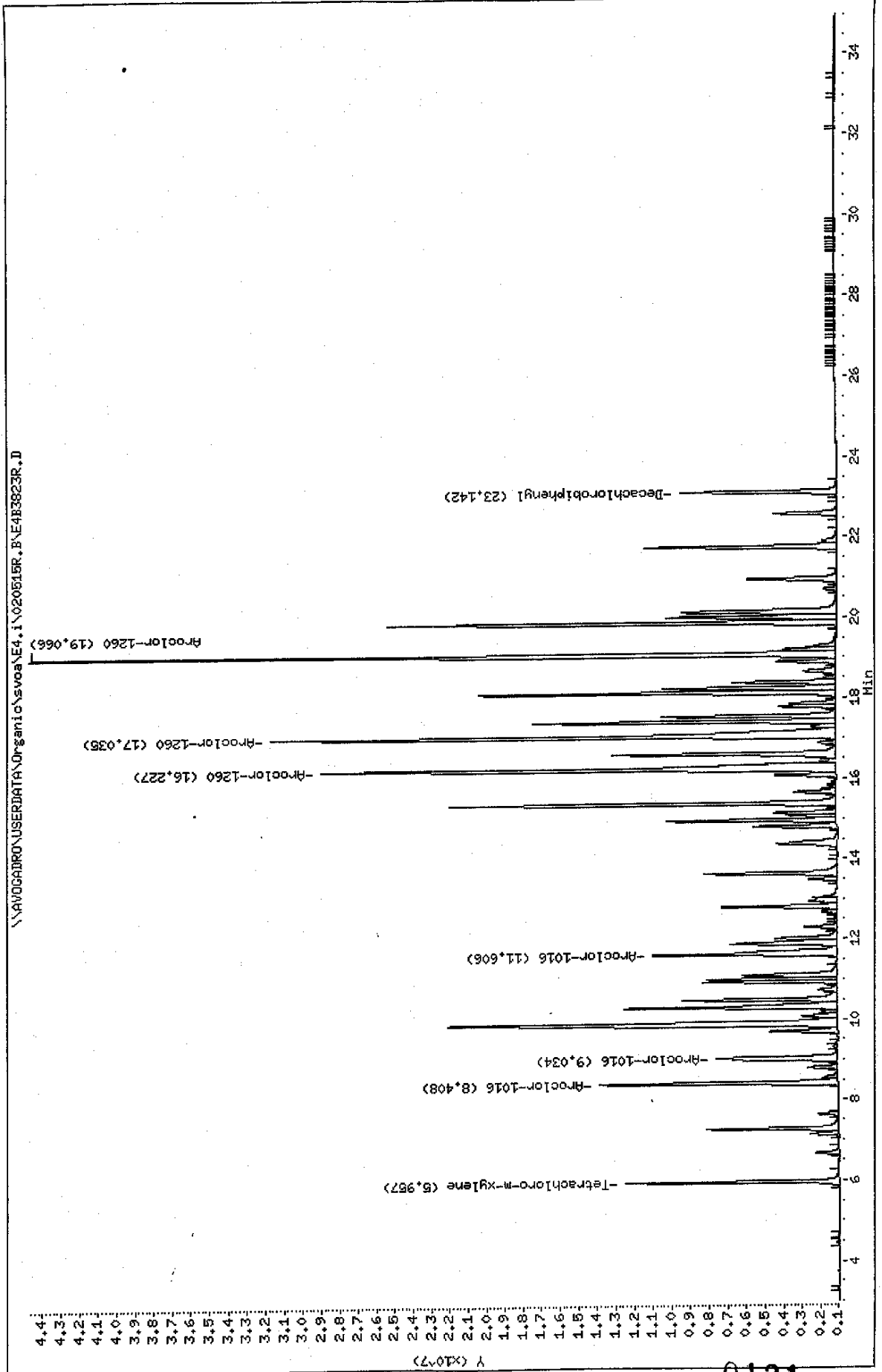
Volume Injected (ul): 1.0

Column phase: DB-608

Instrument: E4.i

Operator: GML

Column diameter: 0.53



1310

Data File: E4B3823F.D
 Report Date: 17-May-2002 08:19

Mitkem Corporation

Sample #1 : \\AVOGADRO\USERDATA\Organic\svoa\E4.i\020515F.B\E4B3823F.D
 Sample #2 : \\AVOGADRO\USERDATA\Organic\svoa\E4.i\020515R.B\E4B3823R.D
 Inj Date : 16-MAY-2002 23:51
 Sample Info: AR1660AL5,AR1660AL5,,ar1660.sub,,
 Misc Info :
 Cal Date : 17-MAY-2002 07:54
 Operator : GML
 Inst ID : E4.i
 Dil Factor : 1.000000

Method #1 : \\AVOGADRO\USERDATA\Organic\svoa\E4.i\020515F.B\E4_PCB_F.m
 Method #2 : \\AVOGADRO\USERDATA\Organic\svoa\E4.i\020515R.B\E4_PCB_R.m
 Sub List #1 : ar1660.sub
 Sub List #2 : ar1660.sub
 Col #1 Phase : DB-1701
 Col #2 Phase : DB-608

Concentration Formula: Amt * DF * Uf * Vt / (Vo * Vi)

Name	Value	Description
DF	1.000	Dilution Factor
Uf	1.000	Correction factor
Vt	10000.000	Volume of final extract (uL)
Vo	1000.000	Volume of sample extracted (ml)
Vi	1.000	Volume injected (uL)

Compound	RT#1	RT#2	Resp#1	Resp#2	Conc#1 (ug/L)	Conc#2 (ug/L)	Target Range	Ratio
Tetrachloro-m-xylene	8.594	5.957	31543019	11482124	0.10	0.098		100.00
Aroclor-1016	12.000	8.408	31278137	12823510	4.4	4.7	80.00- 120.00	100.00
	13.562	9.034	68704518	6524363	5.0	4.6	199.66- 239.66	219.66
	14.005	11.606	34266782	9918184	4.9	5.2	89.56- 129.56	109.56
	Average of Peak Amounts =				4.8	4.8		
Decachlorobiphenyl	28.625	23.142	13540163	8427676	0.093	0.093		100.00
Aroclor-1260	21.347	16.227	72954038	27866584	5.2	5.5	80.00- 120.00	100.00
	23.318	17.035	114240423	30526343	5.2	5.9	136.59- 176.59	156.59
	24.423	19.066	69045044	43526094	5.2	5.8	74.64- 114.64	94.64
	Average of Peak Amounts =				5.2	5.7		

JPK
5/17/02

Data File: \\AVOGADRON\USERDATA\Organic\svos\E4.i\020529F.B\E4B3951F.D

Date : 29-MAY-2002 19:52

Client ID: AR1660AA

Sample Info: AR1660AA,AR1660AA,,ar1660.sub,,

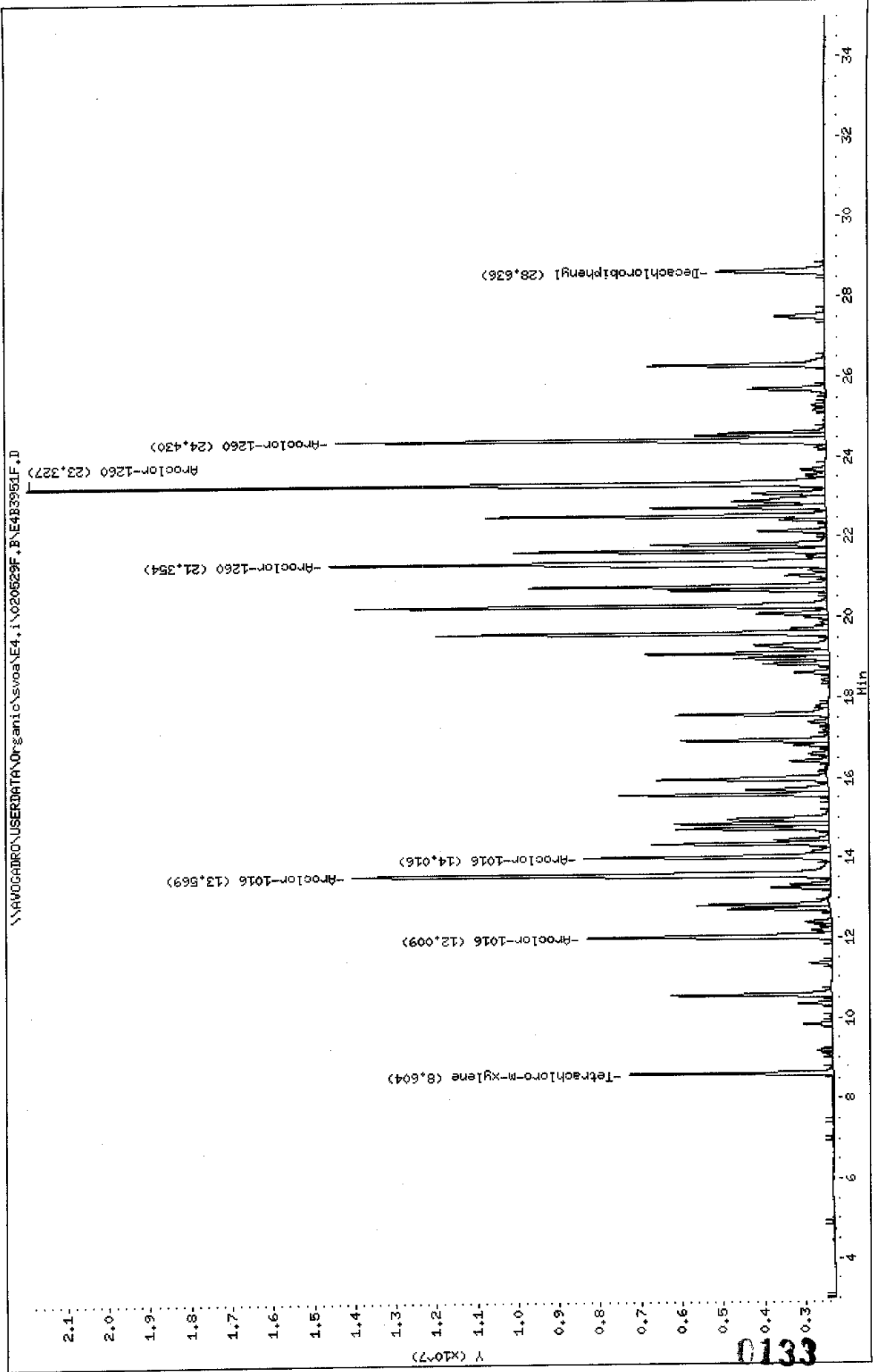
Volume Injected (uL): 1.0

Column Phase: DB-1701

Instrument: E4.i

Operator: CHL

Column diameter: 0.53



Data File: E4B3951F.D
 Report Date: 30-May-2002 08:27

Mitkem Corporation

Sample #1 : \\AVOGADRO\USERDATA\Organic\svoa\E4.i\020529F.B\E4B3951F.D
 Sample #2 : \\AVOGADRO\USERDATA\Organic\svoa\E4.i\020529R.B\E4B3951R.D
 Inj Date : 29-MAY-2002 19:52
 Sample Info: AR1660AA,AR1660AA,,ar1660.sub,,
 Misc Info :
 Cal Date : 30-MAY-2002 07:20
 Operator : GML
 Inst ID : E4.i
 Dil Factor : 1.000000

Method #1 : \\AVOGADRO\USERDATA\Organic\svoa\E4.i\020529F.B\E4_PCB_F.m
 Method #2 : \\AVOGADRO\USERDATA\Organic\svoa\E4.i\020529R.B\E4_PCB_R.m
 Sub List #1 : ar1660.sub
 Sub List #2 : ar1660.sub
 Col #1 Phase : DB-1701
 Col #2 Phase : DB-608

Concentration Formula: Amt * DF * Uf * Vt / (Vo * Vi)

Name	Value	Description
DF	1.000	Dilution Factor
Uf	1.000	Correction factor
Vt	10000.000	Volume of final extract (uL)
Vo	1000.000	Volume of sample extracted (ml)
Vi	1.000	Volume injected (uL)

Compound	RT#1	RT#2	Resp#1	Resp#2	Conc#1 (ug/L)	Conc#2 (ug/L)	Target Range	Ratio
Tetrachloro-m-xylene	8.604	5.955	4969201	2319511	0.016	0.020		100.00 (a)
Aroclor-1016	12.009	8.409	5992812	2800652	0.84	1.0	80.00- 120.00	100.00 (a)
	13.569	9.034	11704677	1441520	0.85	1.0	175.68- 215.68	195.31 (a)
	14.016	11.607	5995745	1943668	0.86	1.0	79.33- 119.33	100.05 (a)
	Average of Peak Amounts =				0.85	1.0		
Decachlorobiphenyl	28.636	23.144	2649421	1798935	0.018	0.020		100.00 (a)
Aroclor-1260	21.354	16.234	12147642	5082145	0.86	1.0	80.00- 120.00	100.00 (a)
	23.327	17.042	19499976	5342035	0.90	1.0	138.43- 178.43	160.52 (a)
	24.430	19.071	11965025	7733644	0.90	1.0	76.28- 116.28	98.50 (a)
Average of Peak Amounts =				0.89	1.0			

TK
5/31/02

Data File: E4B3951F.D
Report Date: 30-May-2002 08:27

QC Flag Legend

a - Target compound detected but, quantitated amount
Below Limit Of Quantitation(BLOQ).

Data File: \\AVOCADRO\USERDATA\Organic\svoa\E4.i\020529F.BNE4B3967F.D

Date: 30-MAY-2002 06:17

Client ID: AR1660AB

Sample Info: AR1660AB,AR1660AB,,ar1660,sub,,

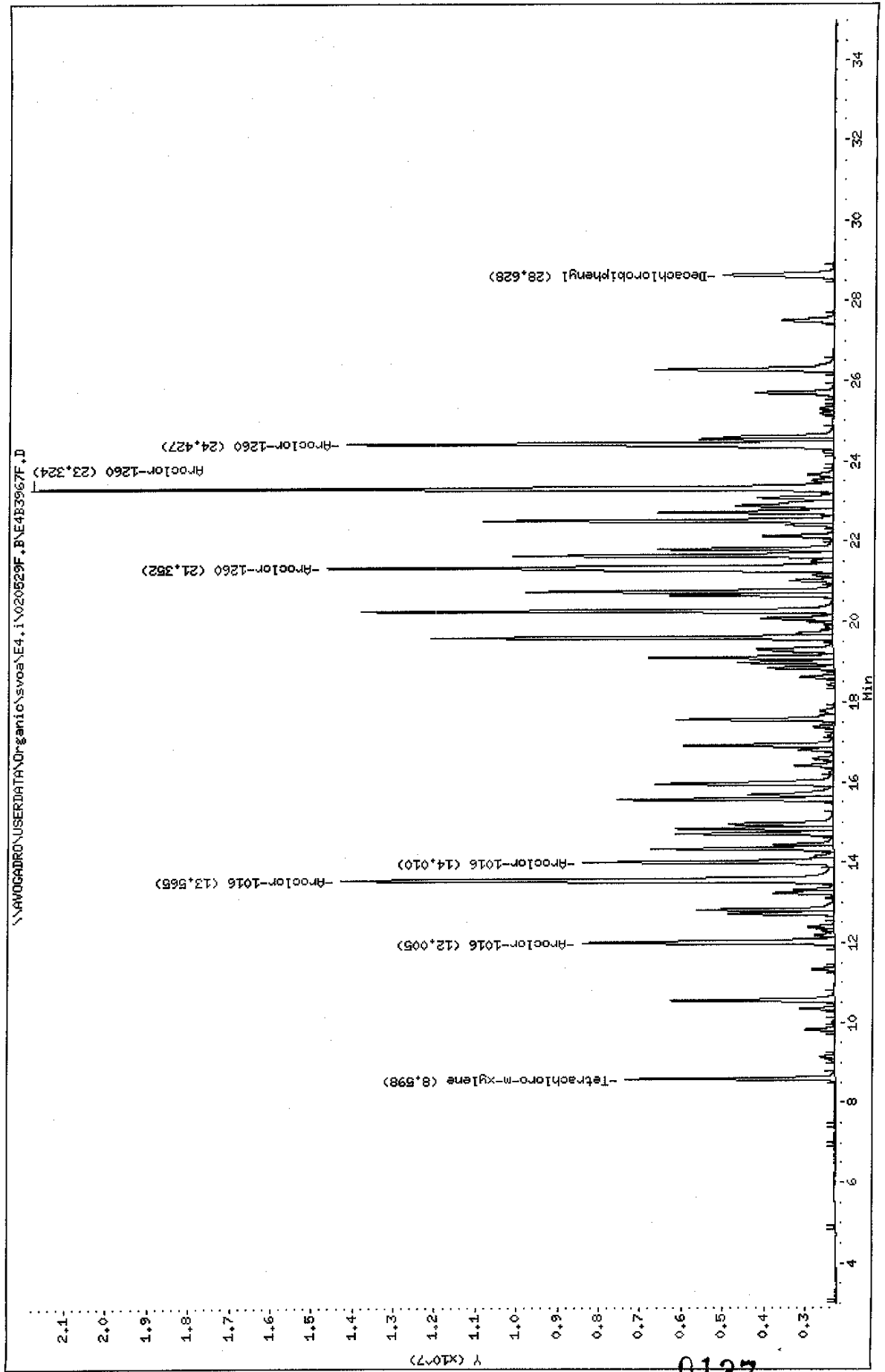
Volume Injected (ul): 1.0

Column phase: DB-4701

Instrument: E4.i

Operator: GHL

Column diameter: 0.53



4310

Data File: \\AVOCADRO\USERDATA\Organic\svos\E4.i\020529R.B\E4B3967R.D

Date : 30-MAY-2002 06:17

Client ID: AR1660AB

Sample Info: AR1660AB,AR1660AB,,ar1660.sub,,

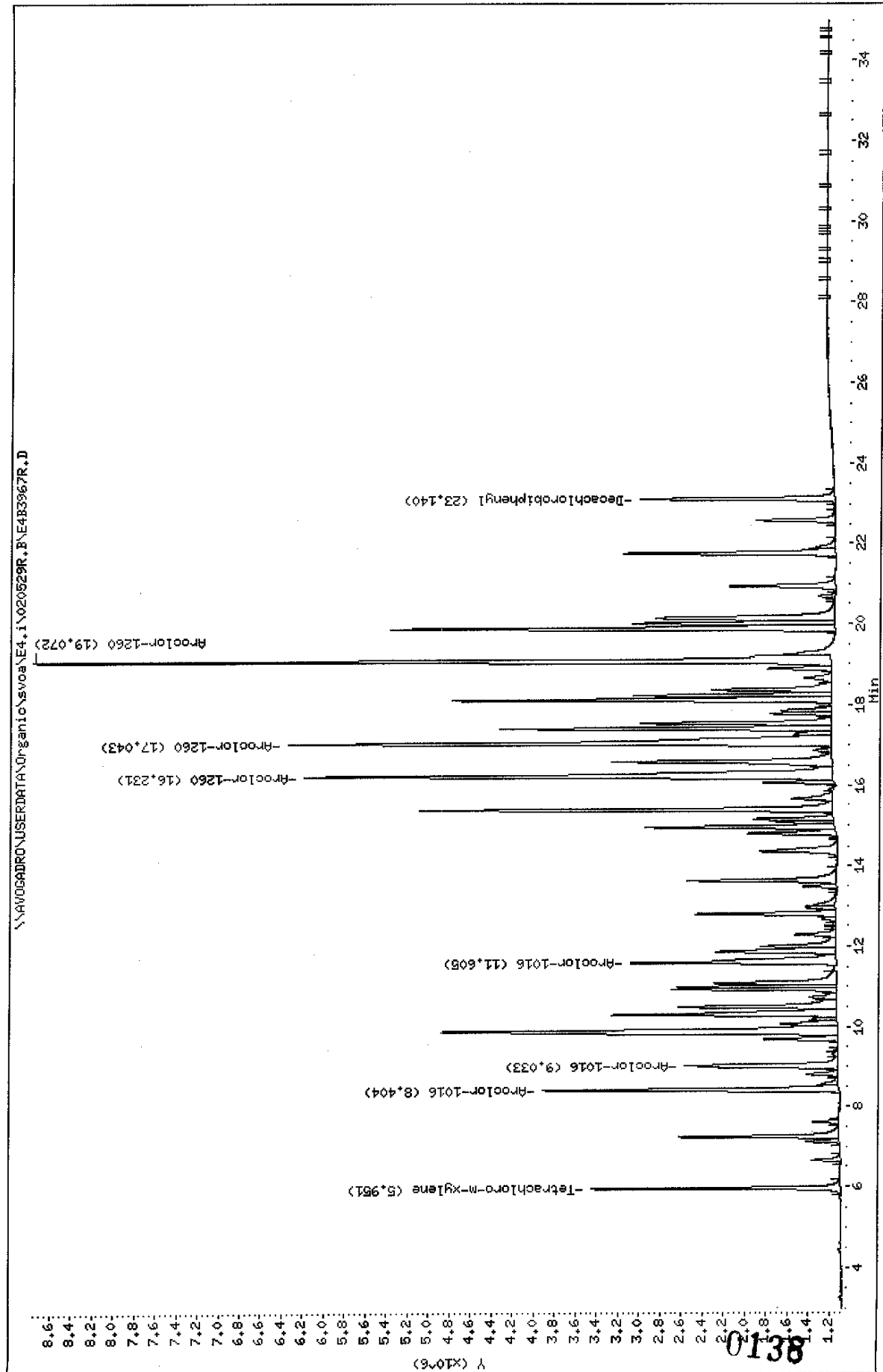
Volume Injected (ul): 1.0

Column phase: DB-608

Instrument: E4.i

Operator: GML

Column diameter: 0.53



Data File: E4B3967F.D
 Report Date: 30-May-2002 08:29

Mitkem Corporation

Sample #1 : \\AVOGADRO\USERDATA\Organic\svoa\E4.i\020529F.B\E4B3967F.D
 Sample #2 : \\AVOGADRO\USERDATA\Organic\svoa\E4.i\020529R.B\E4B3967R.D
 Inj Date : 30-MAY-2002 06:17
 Sample Info: AR1660AB,AR1660AB,,ar1660.sub,,
 Misc Info :
 Cal Date : 30-MAY-2002 07:21
 Operator : GML
 Inst ID : E4.i
 Dil Factor : 1.000000

Method #1 : \\AVOGADRO\USERDATA\Organic\svoa\E4.i\020529F.B\E4_PCB_F.m
 Method #2 : \\AVOGADRO\USERDATA\Organic\svoa\E4.i\020529R.B\E4_PCB_R.m
 Sub List #1 : ar1660.sub
 Sub List #2 : ar1660.sub
 Col #1 Phase : DB-1701
 Col #2 Phase : DB-608

Concentration Formula: Amt * DF * Uf * Vt / (Vo * Vi)

Name	Value	Description
DF	1.000	Dilution Factor
Uf	1.000	Correction factor
Vt	10000.000	Volume of final extract (uL)
Vo	1000.000	Volume of sample extracted (ml)
Vi	1.000	Volume injected (uL)

Compound	RT#1	RT#2	Resp#1	Resp#2	Conc#1 (ug/L)	Conc#2 (ug/L)	Target Range	Ratio
Tetrachloro-m-xylene	8.598	5.951	5067566	2357448	0.016	0.020		100.00(a)
Aroclor-1016	12.005	8.404	6111532	2805185	0.85	1.0	80.00- 120.00	100.00(a)
	13.565	9.033	11958803	1451054	0.87	1.0	175.68- 215.68	195.68(a)
	14.010	11.605	6070345	1941429	0.87	1.0	79.33- 119.33	99.33(a)
	Average of Peak Amounts =					0.86	1.0	
Decachlorobiphenyl	28.628	23.140	2686839	1842679	0.018	0.022		100.00(a)
Aroclor-1260	21.352	16.231	12274792	4999588	0.87	0.99	80.00- 120.00	100.00(a)
	23.324	17.043	19446694	5145600	0.89	0.99	138.43- 178.43	158.43(a)
	24.427	19.072	11817970	7558168	0.89	1.0	76.28- 116.28	96.28(a)
Average of Peak Amounts =					0.88	0.99		

JTX
5/31/02

Data File: E4B3967F.D
Report Date: 30-May-2002 08:29

QC Flag Legend

a - Target compound detected but, quantitated amount
Below Limit Of Quantitation(BLOQ).

FORM 1
PCB ORGANICS ANALYSIS DATA SHEET

CLIENT SAMPLE NO.

BBLK4A

Lab Name: MITKEM CORPORATION Contract:
 Lab Code: MITKEM Case No.: SAS No.: SDG No.: A0824
 Matrix: (soil/water) SOIL Lab Sample ID: B0528-BS1
 Sample wt/vol: 30.0 (g/mL) G Lab File ID: E4B3953F
 % Moisture: 0 decanted: (Y/N) N Date Received: _____
 Extraction: (SepF/Cont/Sonc) SONC Date Extracted: 05/28/02
 Concentrated Extract Volume: 10000 (uL) Date Analyzed: 05/29/02
 Injection Volume: 1.0 (uL) Dilution Factor: 1.0
 GPC Cleanup: (Y/N) N pH: _____ Sulfur Cleanup: (Y/N) Y

CAS NO.	COMPOUND	CONCENTRATION UNITS: (ug/L or ug/Kg) UG/KG		Q
12674-11-2-----	Aroclor-1016	33	U	
11104-28-2-----	Aroclor-1221	33	U	
1114-16-5-----	Aroclor-1232	33	U	
53469-21-9-----	Aroclor-1242	33	U	
12672-29-6-----	Aroclor-1248	33	U	
11097-69-1-----	Aroclor-1254	33	U	
11096-82-5-----	Aroclor-1260	33	U	

Data File: \\AVOGADRO\USERDATA\Organic\svoa\E4.i\020529F.PNE483953F.D

Date : 29-MAY-2002 21:11

Client ID: BBLK44

Sample Info: B0528-B51,BBLK44,B0528-B51,pob,sub,,

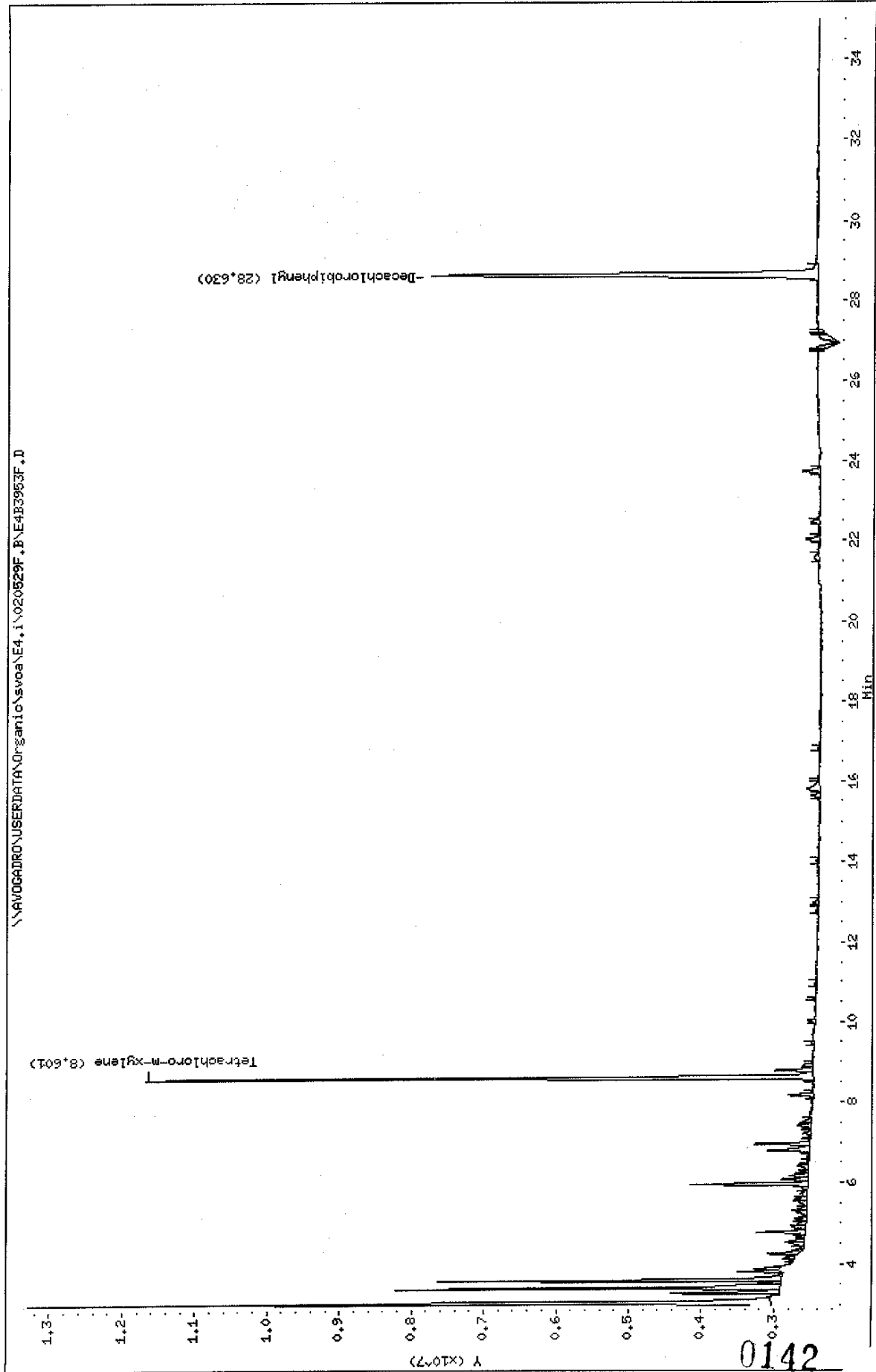
Volume Injected (ul): 1.0

Column phase: DB-1701

Instrument: E4.i

Operator: GHL

Column diameter: 0.53



Data File: \\AVOCADRO\USERDATA\Organic\svoa\E4.i\020529R.BNE483953R.D

Date : 29-MAY-2002 24:11

Client ID: BBLK4A

Sample Info: B0528-BS1,BBLK4A,B0528-BS1,pcb,sub,,

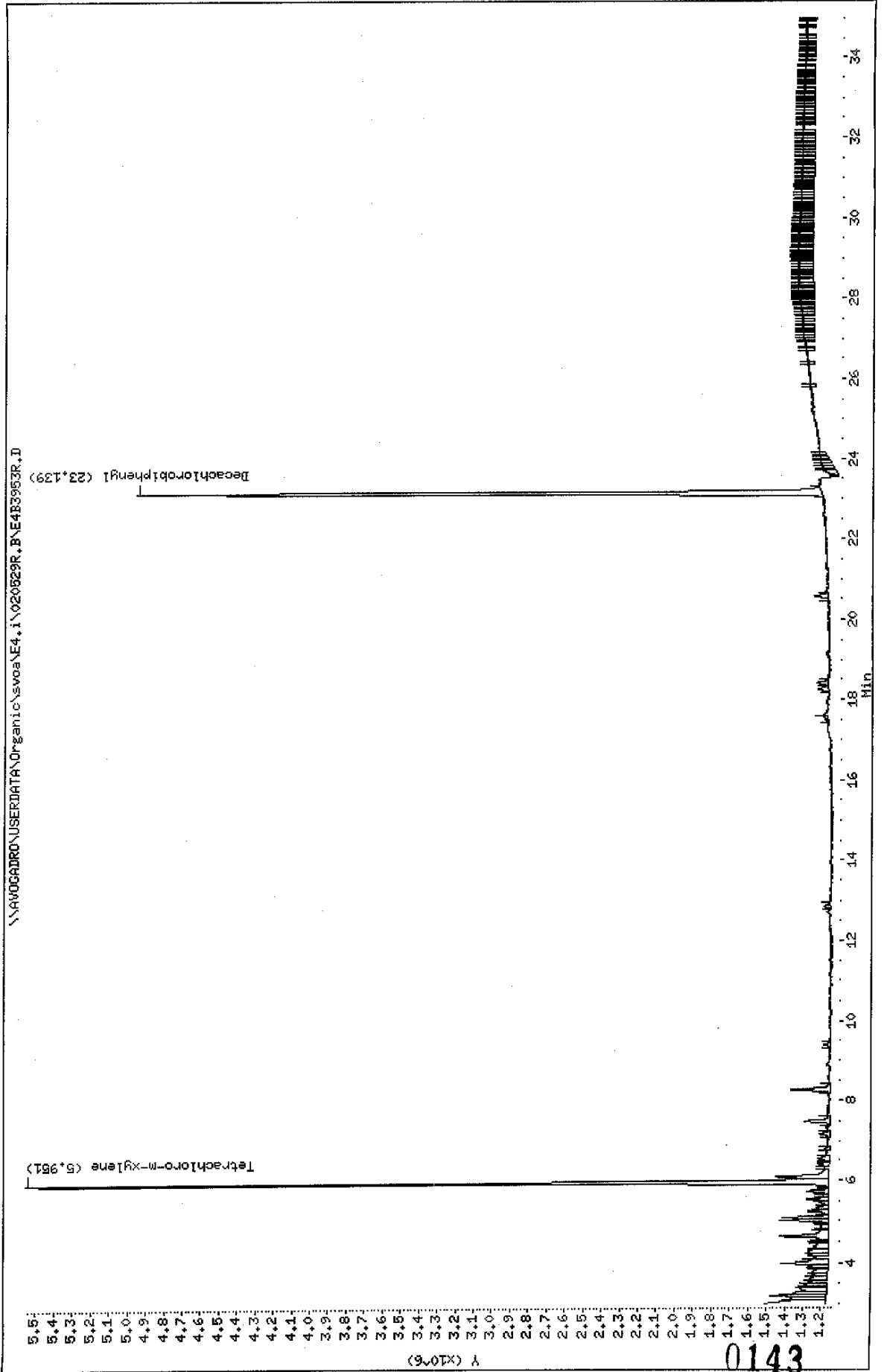
Volume Injected (uL): 1.0

Column Phase: DB-608

Instrument: E4.i

Operator: GML

Column diameter: 0.53



0143

Data File: E4B3953F.D
Report Date: 30-May-2002 08:27

Mitkem Corporation

Sample #1 : \\AVOGADRO\USERDATA\Organic\svoa\E4.i\020529F.B\E4B3953F.D
Sample #2 : \\AVOGADRO\USERDATA\Organic\svoa\E4.i\020529R.B\E4B3953R.D
Inj Date : 29-MAY-2002 21:11
Sample Info: B0528-BS1, BBLK4A, B0528-BS1, pcb.sub,,
Misc Info :
Cal Date : 30-MAY-2002 07:21
Operator : GML
Inst ID : E4.i
Dil Factor : 1.000000

Method #1 : \\AVOGADRO\USERDATA\Organic\svoa\E4.i\020529F.B\E4_PCB_F.m
Method #2 : \\AVOGADRO\USERDATA\Organic\svoa\E4.i\020529R.B\E4_PCB_R.m
Sub List #1 : pcb.sub
Sub List #2 : pcb.sub
Col #1 Phase : DB-1701
Col #2 Phase : DB-608

Concentration Formula: $Amt * DF * Uf * Vt / (Vi * Ws * (100 - M) / 100)$

Name	Value	Description
DF	1.000	Dilution Factor
Uf	1.000	Correction factor
Vt	10000.000	Volume of final extract (uL) (1000 low, 2
Vi	1.000	Volume injected (uL)
Ws	30.000	Weight of sample extracted (g)
M	0.000	% Moisture

Compound	RT#1	RT#2	Resp#1	Resp#2	Conc#1 (ug/Kg)	Conc#2 (ug/Kg)	Target Range	Ratio
Tetrachloro-m-xylene	8.601	5.951	9213973	4400551	10	12		100.00
Decachlorobiphenyl	28.630	23.139	5319279	3750896	12	14		100.00

JWK
5/31/02

FORM 1
PCB ORGANICS ANALYSIS DATA SHEET

CLIENT SAMPLE NO.

B4ALCS

Lab Name: MITKEM CORPORATION Contract:
 Lab Code: MITKEM Case No.: SAS No.: SDG No.: A0824
 Matrix: (soil/water) SOIL Lab Sample ID: B0528-LS1
 Sample wt/vol: 30.0 (g/mL) G Lab File ID: E4B3954F
 % Moisture: 0 decanted: (Y/N) N Date Received: _____
 Extraction: (SepF/Cont/Sonc) SONC Date Extracted: 05/28/02
 Concentrated Extract Volume: 10000 (uL) Date Analyzed: 05/29/02
 Injection Volume: 1.0 (uL) Dilution Factor: 1.0
 GPC Cleanup: (Y/N) N pH: ____ Sulfur Cleanup: (Y/N) Y

CAS NO.	COMPOUND	CONCENTRATION UNITS: (ug/L or ug/Kg) UG/KG		Q
12674-11-2-----	Aroclor-1016	310		
11104-28-2-----	Aroclor-1221	33	U	
1114-16-5-----	Aroclor-1232	33	U	
53469-21-9-----	Aroclor-1242	33	U	
12672-29-6-----	Aroclor-1248	33	U	
11097-69-1-----	Aroclor-1254	33	U	
11096-82-5-----	Aroclor-1260	270		

Data File: \\AVOCADRON\USERDATA\Organic\svoa\E4.i\020529F.BAE4B3954F.D

Date : 29-MAY-2002 21:50

Client ID: B4ALCS

Sample Info: B0528-LS1, B4ALCS, B0528-BS1, pob.sub,,

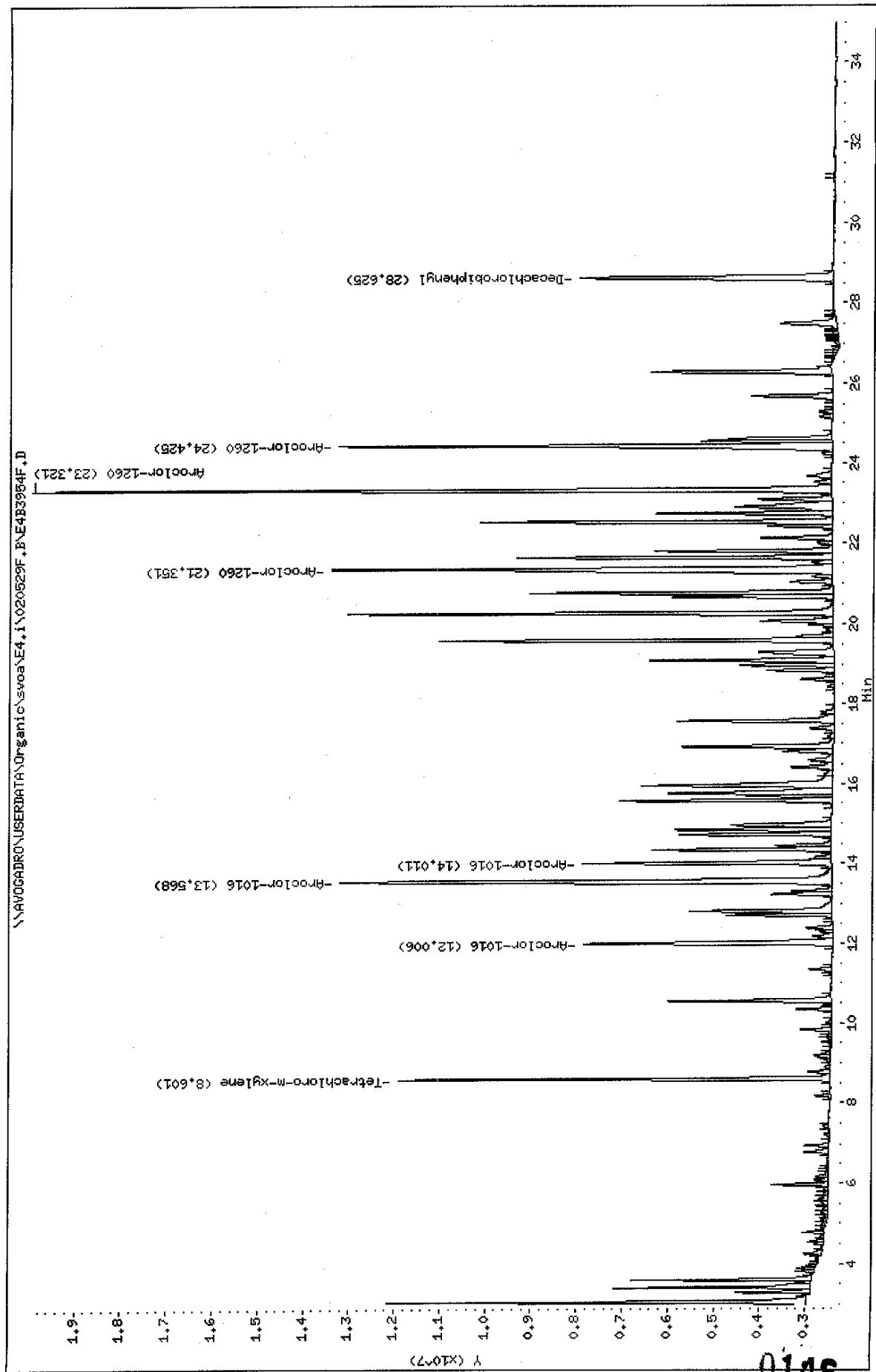
Volume Injected (uL): 1.0

Column phase: DB-1701

Instrument: E4.1

Operator: GML

Column diameter: 0.53



9410

Data File: \\AVOCADRO\USERDATA\Organic\svoa\E4.1\020529R.BNE4B3954R.D

Date : 29-MAY-2002 21:50

Client ID: B4ALCS

Sample Info: B0528-LS1,B4ALCS,B0528-BS1,pcb.sub,,

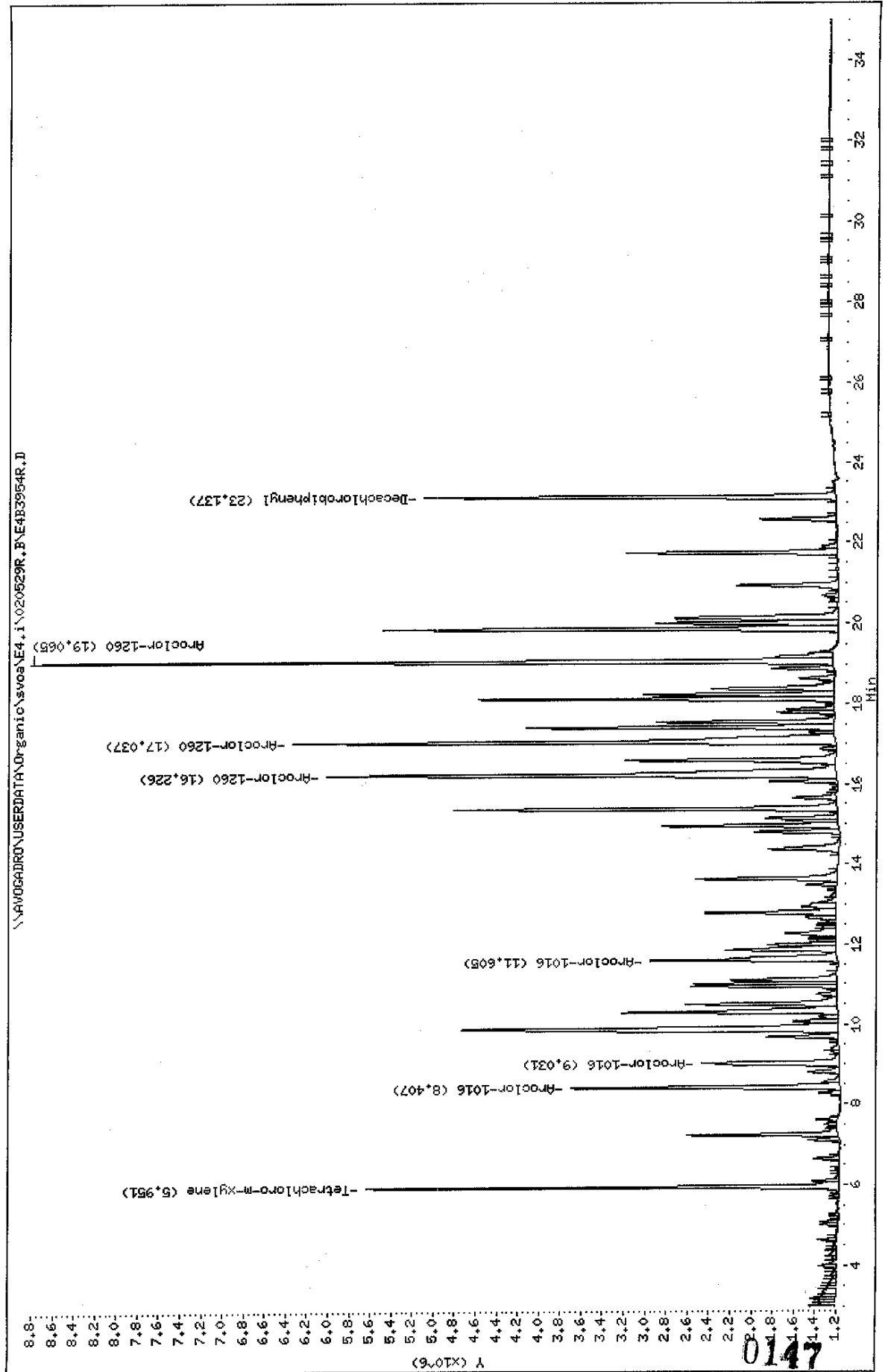
Volume Injected (ul.): 1.0

Column phase: DB-608

Instrument: E4.1

Operator: GHL

Column diameter: 0.53



Data File: E4B3954F.D
 Report Date: 30-May-2002 08:28

Mitkem Corporation

Sample #1 : \\AVOGADRO\USERDATA\Organic\svoa\E4.i\020529F.B\E4B3954F.D
 Sample #2 : \\AVOGADRO\USERDATA\Organic\svoa\E4.i\020529R.B\E4B3954R.D
 Inj Date : 29-MAY-2002 21:50
 Sample Info: B0528-LS1, B4ALCS, B0528-BS1,pcb.sub,,
 Misc Info :
 Cal Date : 30-MAY-2002 07:21
 Operator : GML
 Inst ID : E4.i
 Dil Factor : 1.000000

Method #1 : \\AVOGADRO\USERDATA\Organic\svoa\E4.i\020529F.B\E4_PCB_F.m
 Method #2 : \\AVOGADRO\USERDATA\Organic\svoa\E4.i\020529R.B\E4_PCB_R.m
 Sub List #1 : pcb.sub
 Sub List #2 : pcb.sub
 Col #1 Phase : DB-1701
 Col #2 Phase : DB-608

Concentration Formula: Amt * DF * Uf * Vt / (Vi * Ws * (100 - M) / 100)

Name	Value	Description
DF	1.000	Dilution Factor
Uf	1.000	Correction factor
Vt	10000.000✓	Volume of final extract (uL) (1000 low, 2
Vi	1.000	Volume injected (uL)
Ws	30.000✓	Weight of sample extracted (g)
M	0.000	% Moisture

Compound	RT#1	RT#2	Resp#1	Resp#2	Conc#1 (ug/Kg)	Conc#2 (ug/Kg)	Target Range	Ratio
Tetrachloro-m-xylene	8.601	5.951	9460707	4467816	10	12		100.00
Decachlorobiphenyl	28.625	23.137	5525307	3883657	13	14		100.00
Aroclor-1016	12.006	8.407	5450854	2543162	250	310	80.00- 120.00	100.00
	13.568	9.031	10775318	1294737	260	300	175.68- 215.68	197.68
	14.011	11.605	5447334	1761006	260	310	79.33- 119.33	99.94
	Average of Peak Amounts =				260	310✓		
Aroclor-1260	21.351	16.226	10962026	4815922	260	320	80.00- 120.00	100.00
	23.321	17.037	17473711	5126331	270	330	138.43- 178.43	159.40
	24.425	19.065	10803158	7568203	270	330	76.28- 116.28	98.55
	Average of Peak Amounts =				270✓	330		

JPK 5/31/02

FORM 1
PCB ORGANICS ANALYSIS DATA SHEET

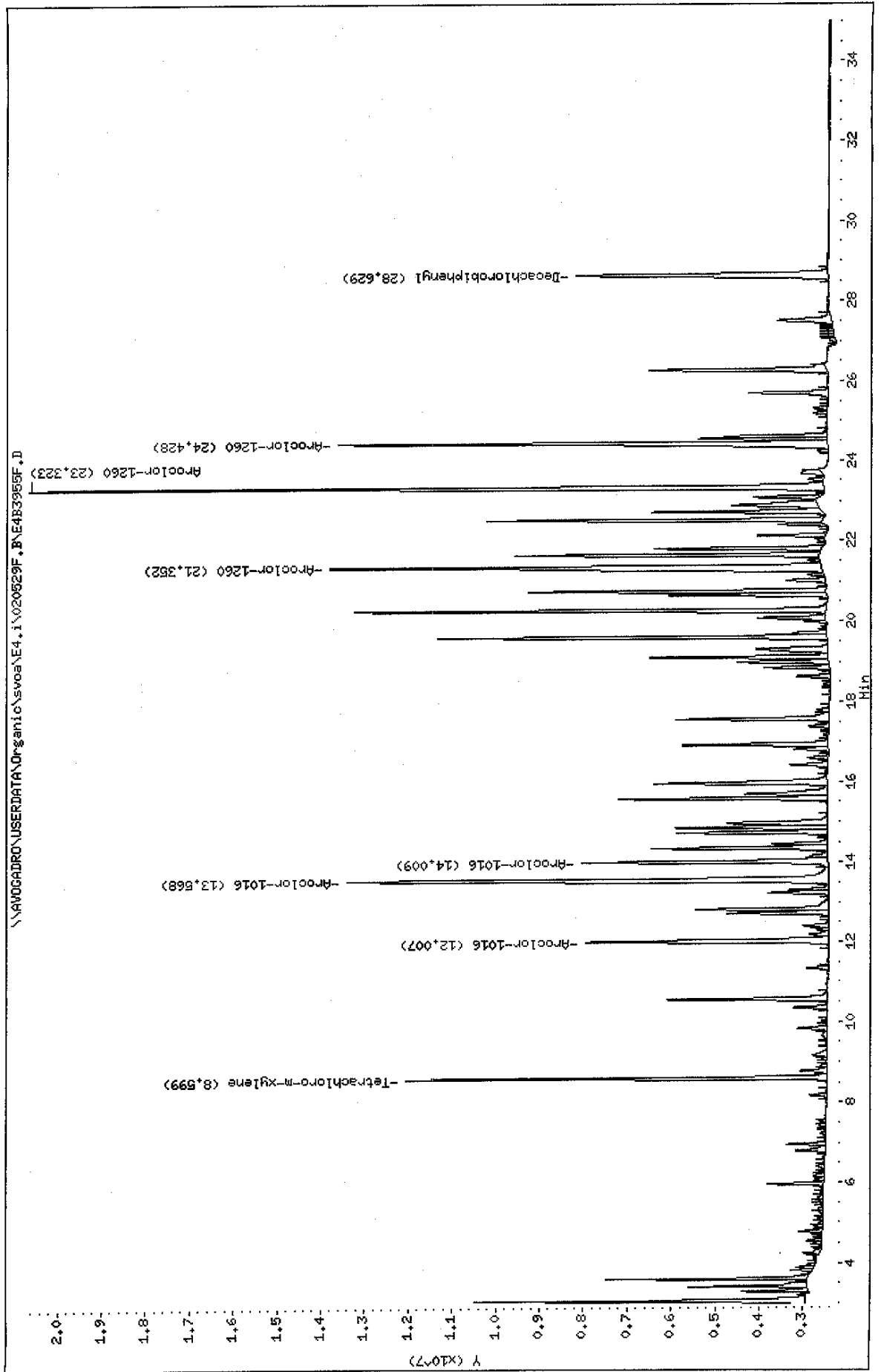
CLIENT SAMPLE NO.

B4ALCSD

Lab Name: MITKEM CORPORATION Contract:
 Lab Code: MITKEM Case No.: SAS No.: SDG No.: A0824
 Matrix: (soil/water) SOIL Lab Sample ID: B0528-LS1DUP
 Sample wt/vol: 30.0 (g/mL) G Lab File ID: E4B3955F
 % Moisture: 0 decanted: (Y/N) N Date Received: _____
 Extraction: (SepF/Cont/Sonc) SONC Date Extracted: 05/28/02
 Concentrated Extract Volume: 10000 (uL) Date Analyzed: 05/29/02
 Injection Volume: 1.0 (uL) Dilution Factor: 1.0
 GPC Cleanup: (Y/N) N pH: _____ Sulfur Cleanup: (Y/N) Y

CAS NO.	COMPOUND	CONCENTRATION UNITS: (ug/L or ug/Kg) UG/KG		Q
12674-11-2-----	Aroclor-1016	310		
11104-28-2-----	Aroclor-1221	33	U	
1114-16-5-----	Aroclor-1232	33	U	
53469-21-9-----	Aroclor-1242	33	U	
12672-29-6-----	Aroclor-1248	33	U	
11097-69-1-----	Aroclor-1254	33	U	
11096-82-5-----	Aroclor-1260	270		

Data File: \\AVOGADRO\USERDATA\Organic\svoa\E4.i\020529F.B\E4B3955F.D
Date: 29-MAY-2002 22:29
Client ID: B4ALCSD
Sample Info: B0528-LS1DUP,B4ALCSD,B0528-BS1.pcb.sub,,
Volume Injected (ul): 1.0
Column phase: DB-1701
Operator: GHL
Column diameter: 0.53
Instrument: E4.i



0150

Data File: \NAVGADRO\USERDATA\Organic\svoa\E4.i\020529R.BAE4B3955R.D

Date: 29-MAY-2002 22:29

Client ID: B4ALCSD

Sample Info: B0528-LSIDUP,B4ALCSD,B0528-BS1,pcb.sub,,

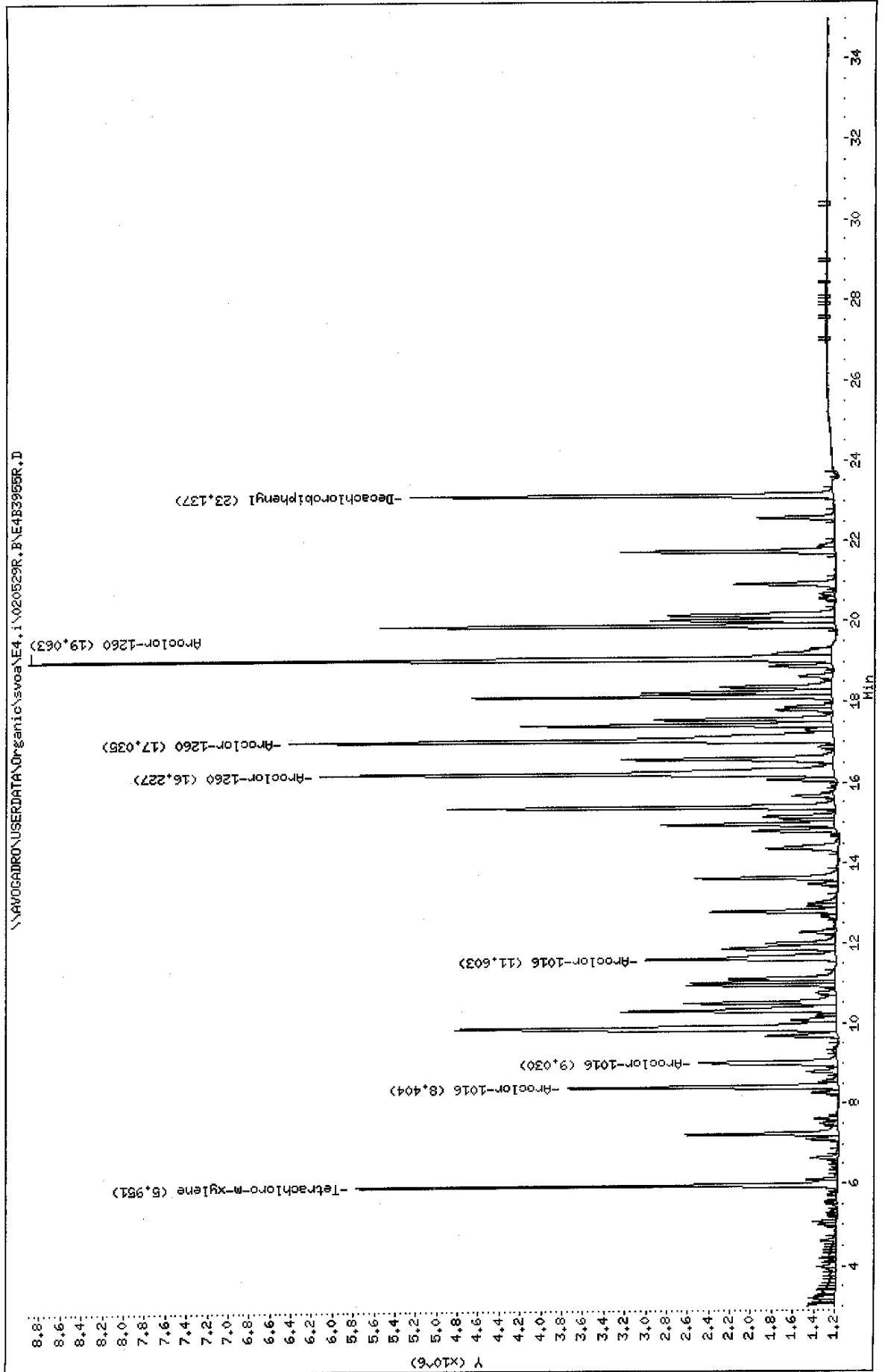
Volume Injected (uL): 1.0

Column Phase: DB-608

Instrument: E4.i

Operator: GHL

Column diameter: 0.53



0151

Data File: E4B3955F.D
 Report Date: 30-May-2002 08:28

Mitkem Corporation

Sample #1 : \\AVOGADRO\USERDATA\Organic\svoa\E4.i\020529F.B\E4B3955F.D
 Sample #2 : \\AVOGADRO\USERDATA\Organic\svoa\E4.i\020529R.B\E4B3955R.D
 Inj Date : 29-MAY-2002 22:29
 Sample Info: B0528-LS1DUP, B4ALCSD, B0528-BS1, pcb.sub, ,
 Misc Info :
 Cal Date : 30-MAY-2002 07:21
 Operator : GML
 Inst ID : E4.i
 Dil Factor : 1.000000

Method #1 : \\AVOGADRO\USERDATA\Organic\svoa\E4.i\020529F.B\E4_PCB_F.m
 Method #2 : \\AVOGADRO\USERDATA\Organic\svoa\E4.i\020529R.B\E4_PCB_R.m
 Sub List #1 : pcb.sub
 Sub List #2 : pcb.sub
 Col #1 Phase : DB-1701
 Col #2 Phase : DB-608

Concentration Formula: Amt * DF * Uf * Vt / (Vi * Ws * (100 - M) / 100)

Name	Value	Description
DF	1.000	Dilution Factor
Uf	1.000	Correction factor
Vt	10000.000	Volume of final extract (uL) (1000 low, 2)
Vi	1.000	Volume injected (uL)
Ws	30.000	Weight of sample extracted (g)
M	0.000	% Moisture

Compound	RT#1	RT#2	Resp#1	Resp#2	Conc#1 (ug/Kg)	Conc#2 (ug/Kg)	Target Range	Ratio
Tetrachloro-m-xylene	8.599	5.951	9594202	4603575	10	13		100.00
Decachlorobiphenyl	28.629	23.137	5742613	4043065	13	14		100.00
Aroclor-1016	12.007	8.404	5527335	2579320	260	310	80.00- 120.00	100.00
	13.568	9.030	10963667	1316574	260	310	175.68- 215.68	198.35
	14.009	11.603	5588214	1810284	270	320	79.33- 119.33	101.10
	Average of Peak Amounts =				260	310		
Aroclor-1260	21.352	16.227	11195527	4909805	260	320	80.00- 120.00	100.00
	23.323	17.035	18099289	5203578	280	330	138.43- 178.43	161.67
	24.428	19.063	11155043	7670438	280	340	76.28- 116.28	99.64
	Average of Peak Amounts =				270	330		

OK 5/31/02

Percent Moisture and Percent Solids Report

<i>Milkem Sample ID</i>	<i>Analyzed</i>	<i>Percent Moisture</i>	<i>Percent Solids</i>	<i>Validated</i>
A0824-01A	05/25/2002	17	83	Yes
A0824-01ADUP	05/25/2002	11	89	Yes
A0824-02A	05/25/2002	7	93	Yes
A0824-03A	05/25/2002	19	81	Yes
A0824-04A	05/25/2002	12	88	Yes
A0824-05A	05/25/2002	14	86	Yes
A0824-06A	05/25/2002	13	87	Yes
A0824-07A	05/25/2002	7	93	Yes

Mitkem Corporation % Moisture and % Solids Logbook

Mitkem Sample ID	Date In:	Date Out:	Tare Mass (g)	Temperature In (°F):		106	Dry Wt (g)	Dry Wt (g)	Tared	Logbook ID:	
				Wet Wt	Wet Wt (g)					Analyst:	LogBook ID
A0824-01A	05/25/2002	05/28/2002	1.0	5.6	4.6	4.8	3.8	17	NR/SPH	83	
A0824-01ADUP			1.0	9.2	8.2	8.3	7.3	11		89	
A0824-02A			1.0	9.3	8.3	8.7	7.7	7		93	
A0824-03A			1.0	7.8	6.8	6.5	5.5	19		81	
A0824-04A			1.0	6.6	5.6	5.9	4.9	12		88	
A0824-05A			1.0	8.2	7.2	7.2	6.2	14		86	
A0824-06A			1.0	7.2	6.2	6.4	5.4	13		87	
A0824-07A			1.0	5.6	4.6	5.3	4.3	7		93	
A0789-09A			1.0	6.9	5.9	6.1	5.1	14		86	
A0789-10A			1.0	8.8	7.8	7.8	6.8	13		87	
A0789-11A			1.0	5.2	4.2	4.9	3.9	7		93	
A0789-12A			1.0	7.0	6.0	5.9	4.9	18		82	
A0789-13A			1.0	9.0	8.0	7.7	6.7	16		84	
A0789-14A			1.0	10.6	9.6	8.8	7.8	19		81	
A0789-15A			1.0	9.2	8.2	7.6	6.6	20		80	
A0812-01A			1.0	7.0	6.0	6.6	5.6	7		93	
A0812-01ADUP			1.0	6.8	5.8	6.5	5.5	5		95	
A0812-02A			1.0	6.7	5.7	6.3	5.3	7		93	
A0812-03A			1.0	5.5	4.5	5.2	4.2	7		93	
A0812-04A			1.0	5.4	4.4	5.1	4.1	7		93	
A0812-05A			1.0	5.2	4.2	5.0	4.0	5		95	
A0812-06A			1.0	5.0	4.0	4.8	3.8	5		95	
A0812-07A			1.0	6.5	5.5	6.0	5.0	9		91	
A0812-08A			1.0	5.3	4.3	5.0	4.0	7		93	
A0812-09A			1.0	5.8	4.8	5.4	4.4	8		92	
A0812-10A			1.0	5.0	4.0	4.7	3.7	7		93	
A0812-11A			1.0	5.2	4.2	5.0	4.0	5		95	
A0812-12A			1.0	7.3	6.3	6.9	5.9	6		94	
A0812-13A			1.0	5.1	4.1	4.7	3.7	10		90	
A0830-01A			1.0	8.7	7.7	7.5	6.5	16		84	
A0830-02A			1.0	8.7	7.7	6.9	5.9	23		77	

Reviewed By: EP

Page 1 of 2

% Solid = 100(Dry Mass Tared/Wet Mass Tared)

% Moisture = 100 - % Solid

Logbook Page Number: 0025

51

Mitkem Corporation % Moisture and % Solids Logbook

Mitkem Sample ID	Date In:	Date Out:	Temperature In (°F):		106	Logbook ID:	LogBook ID	
			Tare Mass (g)	Wet Wt				Temperature Out (°F):
A0830-03A	05/25/2002	05/28/2002	1.0	5.8	4.8	105	25	75
A0830-04A			1.0	10.3	9.3		26	74
A0830-05A			1.0	9.7	8.7		52	48
A0830-06A			1.0	8.6	7.6		24	76
A0830-07A			1.0	9.5	8.5		31	69
A0830-08A			1.0	9.3	8.3		45	55
A0830-09B			1.0	7.1	6.1		38	62
A0830-10B			1.0	8.5	7.5		24	76
A0830-11B			1.0	8.6	7.6		21	79
A0830-12B			1.0	5.2	4.2		17	83
A0830-13B			1.0	9.5	8.5		56	44
A0830-14B			1.0	9.4	8.4		25	75
A0830-15B			1.0	6.2	5.2		15	85

A0830-16B? To Do w/ 6/3/02

0156

Reviewed By: EF
 Logbook Page Number: 0026

% Solid = 100(Dry Mass Tared/Wet Mass Tared)

% Moisture = 100 - % Solid

MITKEM CORPORATION EXTRACTS TRANSFER LOGBOOK: PESTICIDES/PCB ANALYSIS

Date Transferred from Prep Lab	Lab ID	Transferred by	Received by	Storage Location	Comments
5-29-02	B0522-BSI	JE	M	R6	
	LS1				
	BA0785-001				
	002				
	003				
	003ms				
	003ms2				
5-29-02	B0528 BSI	TS			
	LS1				
	LS1 Dup				
	A0824 001				
	002				
	003				
	004				
	005				
	006				
	007				

Log ID: 9PB-11
 QAT00132

Reviewed By: SEL 5/30/02

Page: 0015

0157

MITKEM CORPORATION - PEST/PCB RUN LOGBOOK: INSTRUMENT E4

Date	Lab ID	Client ID	Std. ID.	Method	Filename	Dilution	yes/no	Analyst	Comments
5/16/02	PRIME			CUB	E4033801		-	JPL	
	↓	↓	↓		02		↓		ESOK OK ASOK 5/16/02
	A0203A L3	A0203A L3	P030110B		03		✓		
	A0104A L1	A0104A L1	P0300204K		04		✓		
	L2	L2	J		05		✓		
	L3	L3	I		06		✓		
	L4	L4	H		07		✓		
	L5	L5	G		08		✓		
	A0104A L1	A0104A L1	P0300401D		09		✓		
	L2	L2	↓ C		10		✓		
	L3	L3	P0300401A		11		✓		
	L4	L4	P0300419 B		12		✓		
	L5	L5	↓ A		13		✓		
	A02154A L1	A02154A L1	P0300004P		14		✓		
	L2	L2	O		15		✓		
	L3	L3	N		16		✓		
	L4	L4	M		17		✓		
	L5	L5	↓ L		18		✓		
	A01060A L1	A01060A L1	P0300005A		19		✓		
	L2	L2	P0300000T		20		✓		
	L3	L3	↓ S		21		✓		
	L4	L4	↓ R		22		✓		
	L5	L5	↓ Q		23		✓		

0158

Reviewed By: SBL 5/30/02

MITKEM CORPORATION - PEST/PCB RUN LOGBOOK: INSTRUMENT E4

Date	Lab ID	Client ID	Std. ID.	Method	Filename	Dilution	yes/no	Analyst	Comments
5/29/02	PRIME	-	-	CLPB	E4B3945	-	-	JPL	5/29/02 Reg. Inc. Spill - Lower Baks. 30min.
	↓	↓	↓		46		↓		
	PRIME	-	↓		47		-		FRONT ↓ USE REAR
	AR1242 DIA	AR1242 DIA	PW020401A		48		X		
	1248	1248	PW020401A		49		AVE ✓		
	1254	1254	PW020401B		50		AVE ✓		
	1660	1660	PW020401S		51		AVE ✓ IN REAR		FRONT 1014 (N) USE REAR ✓
	PIBCK	-	-		52		-		
	BS528-BS1	↓	↓		53		✓		
	-LS1	↓	↓		54		✓		
	-LS1D09	-	-		55		✓		
	AS824-D1A	B-34 2-4	↓		56		✓		ND
	-02A	B-36 2-4	↓		57		✓		ND
	-03A	B-40 2-4	↓		58		✓		ND
	04A	B-48 2-4	↓		59		✓		ND
	-05A	B-35 2-4	↓		60		✓		ND
	-06A	B-39 2-4	↓		61		✓		ND
	-07A	B-44 2-4	↓		62		✓		ND
	PIBCK	-	-		63		-		
	AR1242 DIA	AR1242 DIA	PW020401A		64		✓		
	1248	1248	PW020401A		65		✓		
	1254	1254	PW020401B		66		✓		
	1660	1660	PW020401S	CLPB	67		✓		

Reviewed By: sex 5/30/02

Project	Received	Client	Location	Date In	Date Out	# of Units	Date In	Date Out	# of Units	Date In	Date Out	# of Units	Units Disposed
A0821	5-23-02	D+B	J3	01-20	01-20 SH 5-23-02								
A0822	5-23-02	ENSR	B3	01-05	1-5 01-5/24		1-5 5/24						
A0823	5-23-02	GZA RIZTEC	RIAL R2 M1 C-F100R WDA	01-02, 04-06 01-02, 04-06 01-02, 04-06 01-02, 04-06 01-06	01-02, 04-06 01-02, 04-06 01-02, 04-06 01-02, 04-06 01-06		1-2, 4-6 01-05/25	1-2, 4-6 01-05/25		1-2, 4-6 01-05/25	1-2, 4-6 01-05/25	1-2, 4-6 01-05/25	
A0824	5-23-02 RE106 SAMPLES OFF HOLD	D+B	A5	01-07	1-7 01-07/26		1-7 01-07/26						
A0825	5-24-02	CDM	G3 RA RIAL	08-05 08-05 01-05	1-5 01-05/24 2-5 01-05/24 2-5 01-05/25		1-5 01-05/24 2-5 01-05/24 2-5 01-05/25	2-04 01-05/24	2-04 01-05/24	2-04 01-05/24	2-04 01-05/24	2-04 01-05/24	

95R-06 0160 Reviewed By: SLC 5/30/02 PAGE 68

Last Page of Data Report



"Environmental Testing For The New Millennium"

May 20, 2002

Dvirka & Bartilucci
330 Crossways Park Drive
Woodbury, NY 11797
Attn: Ms. Robbin Petrella

RE: Client Project: Grumman Plant 24 AR, 1572-06
Mitkem Lab Project # A0747

Dear Ms. Petrella:

Enclosed please find the data report of the required analyses for the samples associated with the above referenced project.

If you have any questions regarding this report, please call me.

We appreciate your business

Sincerely,

A handwritten signature in cursive script that reads "Agnes R. Ng".

Agnes R. Ng
CLP Project Manager



* Data Summary Package *

Mitkem Corporation

New York State Department of Environmental Conservation
 Sample Identification and Analytical Requirements Summary

Project Name:
 NGC PLANT 24 1-WEEK PCB'S

SDG:
 A0747

Customer Sample Code	Laboratory Sample Code	Analytical Requirements				
		VOA GC/MS Method #	BNA GC/MS Method #	PEST PCBs Method #	Metals	Other
EP24	A0747-01			8082		
EP25	A0747-02			8082		
EP26	A0747-03			8082		
EP20	A0747-04			8082		
EP21	A0747-05			8082		
EP22	A0747-06			8082		
EP27	A0747-07			8082		
EP23	A0747-08			8082		
P31SE5S1	A0747-09			8082		
P31SW5S1	A0747-10			8082		
P31NW5S1	A0747-11			8082		
P31NE5S1	A0747-12			8082		

NYASP 10/95

Mitekem Corporation

New York State Department of Environmental Conservation

Sample Preparation and Analyses Summary
Pesticides/PCB Analyses

Project Name: GRUMMAN PLANT 24 AR

SDG: A0747

Laboratory Sample ID	Matrix	Date Collected	Date Received at Lab	Date Extracted	Date Analyzed
A0747-01	SL	5/14/02	5/15/02	5/15/02	5/14/02
A0747-02	SL	5/14/02	5/15/02		
A0747-03	SL	5/14/02	5/15/02		
A0747-04	SL	5/14/02	5/15/02		
A0747-05	SL	5/14/02	5/15/02		
A0747-06	SL	5/14/02	5/15/02		↓
A0747-07	SL	5/14/02	5/15/02		5/18/02
A0747-08	SL	5/14/02	5/15/02		
A0747-09	SL	5/14/02	5/15/02		
A0747-10	SL	5/14/02	5/15/02		
A0747-11	SL	5/14/02	5/15/02		
A0747-12	SL	5/14/02	5/15/02	↓	↓

NYASP 10/95

Mitkem Corporation

New York State Department of Environmental Conservation

Sample Preparation and Analyses Summary
Pesticide/PCB Analyses

Project Name:

GRAMMAN PLANT 24 AR

SDG: A0747

Laboratory Sample ID	Matrix	Analytical Protocol	Extraction Method	Auxiliary Cleanup	Dil/Conc Factor
A0747-01	SL	8082	3550B	Acid/Copper	1
A0747-02	SL	8082			
A0747-03	SL	8082			
A0747-04	SL	8082			
A0747-05	SL	8082			
A0747-06	SL	8082			↓
A0747-07	SL	8082			10
A0747-08	SL	8082			1
A0747-09	SL	8082			
A0747-10	SL	8082			
A0747-11	SL	8082			
A0747-12	SL	8082	↓	↓	↓

NYASP 10/95

Analytical Data Package for Dvirka & Bartilucci

Client Project: Grumman Plant 24 AR, 1572-06

SDG# A0747

Mitkem Project ID: A0747

May 20, 2002

SDG Narrative

Mitkem Corporation submits the enclosed data package in response to Dvirka & Bartilucci's Grumman Plant 24 AR project. Under this deliverable, analysis results are presented twelve soil samples that were received on May 15, 2002. Analyses were performed per specifications in the project's contract and the chain of custody forms. A table of sample identifications showing full client ID and laboratory ID follows this narrative, along with the Mitkem Login sheet.

The analyses were performed according to NYSDEC ASP protocols (October 1995 update) and reported per NYSDEC ASP requirement for Category B deliverable.

The following observation and/or deviations are observed for the following analyses:

1. Overall Observations

Where needed, manual integrations were performed to improve data quality. The corrections were reviewed and associated hardcopies generated and reported as required. Manual integrations are coded to provide the data reviewer justification for such action. The codes are labeled on the ion chromatogram signal (GC/MS signal) and chromatogram for GC based analysis as follows:

- M1 peak tailing or fronting.
- M2 peak co-elution.
- M3 rising or falling baseline.
- M4 retention time shift.
- M5 miscellaneous – under this category, the justification is explained.

The enclosed report includes the originals of all data with the exception of logbook pages and certain initial calibrations. Photocopies of logbook pages are included, with the originals maintained on file at the laboratory. The originals of initial calibrations that are shared among several cases are maintained on file at the laboratory, with photocopies included in the data package.

2. PCB Analysis:

Surrogate recovery: recoveries were within the QC limits.

Lab control sample/lab control sample duplicate: spike recoveries were within the QC limits. RPDs were within the QC limits. The LCS and LCSD were analyzed and reported for instruments E2 and E3.

Sample analysis: due to high concentration of target analytes, the sample EP27 was analyzed at 10x dilution. Aroclor 1254 was high in the closing calibration verification on instrument E3. This closing calibration verification affects samples EP21, Ep24, EP25 and EP26. The values for Aroclor 1254 are reported off the rear column for these samples. No other unusual observation was made for the analyses.

The pages in this report have been numbered consecutively, starting from this narrative and ending with a page saying only "Last Page of Data Report".

I certify that this data package is in compliance, both technically and for completeness, for other than the conditions detailed above. Release of the data contained in this hardcopy data package has been authorized by the laboratory manager or his designee, as verified by the following signature.



Agnes Ng
CLP Project Manager
05/20/02

*Mitkem and Client Sample ID Summary Report**

Mitkem Workorder: A0747

<i>Mitkem Sample ID</i>	<i>Reported Client Sample ID</i>	<i>Full Client Sample ID</i>
A0747-01A	EP24	
A0747-02A	EP25	
A0747-03A	EP26	
A0747-04A	EP20	
A0747-05A	EP21	
A0747-06A	EP22	
A0747-07A	EP27	
A0747-08A	EP23	
A0747-09A	P31SE5S1	
A0747-10A	P31SW5S1	
A0747-11A	P31NW5S1	
A0747-12A	P31NE5S1	

** If client sample ID has not been truncated, the full client sample ID is listed
in the column labeled "Reported Client Sample ID"*

Mitkem Corporation

16/May/02 11:24

WorkOrder: A0747

Case: Report Level: ASP-B
SDG: EDD:
PO: 1572-06 HC Due: 06/05/02
Fax Due: 05/20/02

Client ID: DVIRKA_WOODBURY
Project: NGC Plant 24 1-week PCBs
Location: 1572-06

Comments: Fax Form Is in 1-week TAT. Final data package due 1 week later. Always include list of sample IDs with invoice.

Sample ID	Client Sample ID	Collection Date	Date Received	Matrix	Test Code	Test Code Comments	Hold	MS	SEL	Storage
A0747-01A	EP24	05/14/02 11:00	05/15/02	Soil	PMoist		<input type="checkbox"/>	<input type="checkbox"/>	<input type="checkbox"/>	A6
					SW8082_S		<input type="checkbox"/>	<input type="checkbox"/>	<input checked="" type="checkbox"/>	A6
A0747-02A	EP25	05/14/02 11:05	05/15/02	Soil	PMoist		<input type="checkbox"/>	<input type="checkbox"/>	<input type="checkbox"/>	A6
					SW8082_S		<input type="checkbox"/>	<input type="checkbox"/>	<input checked="" type="checkbox"/>	A6
A0747-03A	EP26	05/14/02 11:15	05/15/02	Soil	PMoist		<input type="checkbox"/>	<input type="checkbox"/>	<input type="checkbox"/>	A6
					SW8082_S		<input type="checkbox"/>	<input type="checkbox"/>	<input checked="" type="checkbox"/>	A6
A0747-04A	EP20	05/14/02 12:00	05/15/02	Soil	PMoist		<input type="checkbox"/>	<input type="checkbox"/>	<input type="checkbox"/>	A6
					SW8082_S		<input type="checkbox"/>	<input type="checkbox"/>	<input checked="" type="checkbox"/>	A6
A0747-05A	EP21	05/14/02 12:05	05/15/02	Soil	PMoist		<input type="checkbox"/>	<input type="checkbox"/>	<input type="checkbox"/>	A6
					SW8082_S		<input type="checkbox"/>	<input type="checkbox"/>	<input checked="" type="checkbox"/>	A6
A0747-06A	EP22	05/14/02 12:20	05/15/02	Soil	PMoist		<input type="checkbox"/>	<input type="checkbox"/>	<input type="checkbox"/>	A6
					SW8082_S		<input type="checkbox"/>	<input type="checkbox"/>	<input checked="" type="checkbox"/>	A6
A0747-07A	EP27	05/14/02 12:30	05/15/02	Soil	PMoist		<input type="checkbox"/>	<input type="checkbox"/>	<input type="checkbox"/>	A6

Mitek Corporation

16/May/02 11:24

WorkOrder: A0747

Client ID: DVRKA_WOODBURY

Project: NGC Plant 24 1-week PCBs

Location: 1572-06

Comments: Fax Form Is in 1-week TAT. Final data package due 1 week later. Always include list of sample IDs with invoice.

Case:

SDG:

PO: 1572-06

Report Level: ASP-B

EDD:

HC Due: 06/05/02

Fax Due: 05/20/02

Sample ID	Client Sample ID	Collection Date	Date Received	Matrix	Test Code	Test Code Comments	Hold	MS	SEL	Storage
A0747-07A	EP27	05/14/02 12:30	05/15/02	Soil	SW8082_S		<input type="checkbox"/>	<input type="checkbox"/>	<input checked="" type="checkbox"/>	A6
A0747-08A	EP23	05/14/02 12:40	05/15/02	Soil	PMoist		<input type="checkbox"/>	<input type="checkbox"/>	<input type="checkbox"/>	A6
A0747-09A	P31SESS1	05/14/02 14:30	05/15/02	Soil	PMoist		<input type="checkbox"/>	<input type="checkbox"/>	<input type="checkbox"/>	A6
A0747-10A	P31SW5S1	05/14/02 14:50	05/15/02	Soil	PMoist		<input type="checkbox"/>	<input type="checkbox"/>	<input type="checkbox"/>	A6
A0747-11A	P31NW5S1	05/14/02 15:00	05/15/02	Soil	PMoist		<input type="checkbox"/>	<input type="checkbox"/>	<input checked="" type="checkbox"/>	A6
A0747-12A	P31NE5S1	05/14/02 14:40	05/15/02	Soil	PMoist		<input type="checkbox"/>	<input type="checkbox"/>	<input type="checkbox"/>	A6
					SW8082_S		<input type="checkbox"/>	<input type="checkbox"/>	<input checked="" type="checkbox"/>	A6

FORM 1
PCB ORGANICS ANALYSIS DATA SHEET

CLIENT SAMPLE NO.

EP20

Lab Name: MITKEM CORPORATION Contract:
 Lab Code: MITKEM Case No.: SAS No.: SDG No.: A0747
 Matrix: (soil/water) SOIL Lab Sample ID: A0747-04A
 Sample wt/vol: 30.3 (g/mL) G Lab File ID: E3D5805F
 % Moisture: 4 decanted: (Y/N) N Date Received: 05/15/02
 Extraction: (SepF/Cont/Sonc) SONC Date Extracted: 05/15/02
 Concentrated Extract Volume: 10000 (uL) Date Analyzed: 05/16/02
 Injection Volume: 1.0 (uL) Dilution Factor: 1.0
 GPC Cleanup: (Y/N) N pH: _____ Sulfur Cleanup: (Y/N) Y

CAS NO. COMPOUND CONCENTRATION UNITS:
(ug/L or ug/Kg) UG/KG Q

12674-11-2-----Aroclor-1016	34	U
11104-28-2-----Aroclor-1221	34	U
11141-16-5-----Aroclor-1232	34	U
53469-21-9-----Aroclor-1242	34	U
12672-29-6-----Aroclor-1248	34	U
11097-69-1-----Aroclor-1254	34	U
11096-82-5-----Aroclor-1260	34	U

FORM 1
PCB ORGANICS ANALYSIS DATA SHEET

CLIENT SAMPLE NO.

EP21

Lab Name: MITKEM CORPORATION Contract:
 Lab Code: MITKEM Case No.: SAS No.: SDG No.: A0747
 Matrix: (soil/water) SOIL Lab Sample ID: A0747-05A
 Sample wt/vol: 30.0 (g/mL) G Lab File ID: E3D5806F
 % Moisture: 8 decanted: (Y/N) N Date Received: 05/15/02
 Extraction: (SepF/Cont/Sonc) SONC Date Extracted: 05/15/02
 Concentrated Extract Volume: 10000 (uL) Date Analyzed: 05/16/02
 Injection Volume: 1.0 (uL) Dilution Factor: 1.0
 GPC Cleanup: (Y/N) N pH: _____ Sulfur Cleanup: (Y/N) Y

CAS NO. COMPOUND CONCENTRATION UNITS:
(ug/L or ug/Kg) UG/KG Q

12674-11-2-----	Aroclor-1016	36	U
11104-28-2-----	Aroclor-1221	36	U
11141-16-5-----	Aroclor-1232	36	U
53469-21-9-----	Aroclor-1242	36	U
12672-29-6-----	Aroclor-1248	340	U
11097-69-1-----	Aroclor-1254	36	U
11096-82-5-----	Aroclor-1260	36	U

FORM 1
PCB ORGANICS ANALYSIS DATA SHEET

CLIENT SAMPLE NO.

EP22

Lab Name: MITKEM CORPORATION Contract:
 Lab Code: MITKEM Case No.: SAS No.: SDG No.: A0747
 Matrix: (soil/water) SOIL Lab Sample ID: A0747-06A
 Sample wt/vol: 30.1 (g/mL) G Lab File ID: E3D5807F
 % Moisture: 9 decanted: (Y/N) N Date Received: 05/15/02
 Extraction: (SepF/Cont/Sonc) SONC Date Extracted: 05/15/02
 Concentrated Extract Volume: 10000(uL) Date Analyzed: 05/16/02
 Injection Volume: 1.0(uL) Dilution Factor: 1.0
 GPC Cleanup: (Y/N) N pH: Sulfur Cleanup: (Y/N) Y

CAS NO. COMPOUND CONCENTRATION UNITS:
(ug/L or ug/Kg) UG/KG Q

12674-11-2-----	Aroclor-1016	36	U
11104-28-2-----	Aroclor-1221	36	U
11141-16-5-----	Aroclor-1232	36	U
53469-21-9-----	Aroclor-1242	36	U
12672-29-6-----	Aroclor-1248	36	U
11097-69-1-----	Aroclor-1254	36	U
11096-82-5-----	Aroclor-1260	36	U

FORM 1
PCB ORGANICS ANALYSIS DATA SHEET

CLIENT SAMPLE NO.

EP23

Lab Name: MITKEM CORPORATION Contract:
 Lab Code: MITKEM Case No.: SAS No.: SDG No.: A0747
 Matrix: (soil/water) SOIL Lab Sample ID: A0747-08A
 Sample wt/vol: 30.2 (g/mL) G Lab File ID: E2D0594F
 % Moisture: 16 decanted: (Y/N) N Date Received: 05/15/02
 Extraction: (SepF/Cont/Sonc) SONC Date Extracted: 05/15/02
 Concentrated Extract Volume: 10000 (uL) Date Analyzed: 05/18/02
 Injection Volume: 1.0 (uL) Dilution Factor: 1.0
 GPC Cleanup: (Y/N) N pH: ___ Sulfur Cleanup: (Y/N) Y

CAS NO.	COMPOUND	CONCENTRATION UNITS: (ug/L or ug/Kg) UG/KG		Q
12674-11-2-----	Aroclor-1016	39	U	
11104-28-2-----	Aroclor-1221	39	U	
11141-16-5-----	Aroclor-1232	39	U	
53469-21-9-----	Aroclor-1242	39	U	
12672-29-6-----	Aroclor-1248	100		
11097-69-1-----	Aroclor-1254	39	U	
11096-82-5-----	Aroclor-1260	39	U	

FORM 1
PCB ORGANICS ANALYSIS DATA SHEET

CLIENT SAMPLE NO.

EP25

Lab Name: MITKEM CORPORATION Contract:
 Lab Code: MITKEM Case No.: SAS No.: SDG No.: A0747
 Matrix: (soil/water) SOIL Lab Sample ID: A0747-02A
 Sample wt/vol: 30.2 (g/mL) G Lab File ID: E3D5803F
 % Moisture: 16 decanted: (Y/N) N Date Received: 05/15/02
 Extraction: (SepF/Cont/Sonc) SONC Date Extracted: 05/15/02
 Concentrated Extract Volume: 10000 (uL) Date Analyzed: 05/16/02
 Injection Volume: 1.0 (uL) Dilution Factor: 1.0
 GPC Cleanup: (Y/N) N pH: Sulfur Cleanup: (Y/N) Y

CAS NO.	COMPOUND	CONCENTRATION UNITS: (ug/L or ug/Kg) UG/KG		Q
12674-11-2-----	Aroclor-1016	39	U	
11104-28-2-----	Aroclor-1221	39	U	
11141-16-5-----	Aroclor-1232	39	U	
53469-21-9-----	Aroclor-1242	39	U	
12672-29-6-----	Aroclor-1248	750		
11097-69-1-----	Aroclor-1254	39	U	
11096-82-5-----	Aroclor-1260	39	U	

FORM 1
PCB ORGANICS ANALYSIS DATA SHEET

CLIENT SAMPLE NO.

EP26

Lab Name: MITKEM CORPORATION Contract:
 Lab Code: MITKEM Case No.: SAS No.: SDG No.: A0747
 Matrix: (soil/water) SOIL Lab Sample ID: A0747-03A
 Sample wt/vol: 30.2 (g/mL) G Lab File ID: E3D5804F
 % Moisture: 18 decanted: (Y/N) N Date Received: 05/15/02
 Extraction: (SepF/Cont/Sonc) SONC Date Extracted: 05/15/02
 Concentrated Extract Volume: 10000 (uL) Date Analyzed: 05/16/02
 Injection Volume: 1.0 (uL) Dilution Factor: 1.0
 GPC Cleanup: (Y/N) N pH: _____ Sulfur Cleanup: (Y/N) Y

CAS NO. COMPOUND CONCENTRATION UNITS:
(ug/L or ug/Kg) UG/KG Q

12674-11-2-----	Aroclor-1016	40	U
11104-28-2-----	Aroclor-1221	40	U
11141-16-5-----	Aroclor-1232	40	U
53469-21-9-----	Aroclor-1242	40	U
12672-29-6-----	Aroclor-1248	980	U
11097-69-1-----	Aroclor-1254	40	U
11096-82-5-----	Aroclor-1260	40	U

FORM 1
PCB ORGANICS ANALYSIS DATA SHEET

CLIENT SAMPLE NO.

EP27

Lab Name: MITKEM CORPORATION Contract:
 Lab Code: MITKEM Case No.: SAS No.: SDG No.: A0747
 Matrix: (soil/water) SOIL Lab Sample ID: A0747-07A
 Sample wt/vol: 30.1 (g/mL) G Lab File ID: E2D0593F
 % Moisture: 19 decanted: (Y/N) N Date Received: 05/15/02
 Extraction: (SepF/Cont/Sonc) SONC Date Extracted: 05/15/02
 Concentrated Extract Volume: 10000 (uL) Date Analyzed: 05/18/02
 Injection Volume: 1.0 (uL) Dilution Factor: 10.0
 GPC Cleanup: (Y/N) N pH: _____ Sulfur Cleanup: (Y/N) Y

CAS NO. COMPOUND CONCENTRATION UNITS:
(ug/L or ug/Kg) UG/KG Q

12674-11-2-----	Aroclor-1016	410	U
11104-28-2-----	Aroclor-1221	410	U
11141-16-5-----	Aroclor-1232	410	U
53469-21-9-----	Aroclor-1242	410	U
12672-29-6-----	Aroclor-1248	3500	
11097-69-1-----	Aroclor-1254	410	U
11096-82-5-----	Aroclor-1260	410	U

FORM 1
PCB ORGANICS ANALYSIS DATA SHEET

CLIENT SAMPLE NO.

P31NE5S1

Lab Name: MITKEM CORPORATION Contract:
 Lab Code: MITKEM Case No.: SAS No.: SDG No.: A0747
 Matrix: (soil/water) SOIL Lab Sample ID: A0747-12A
 Sample wt/vol: 30.2 (g/mL) G Lab File ID: E2D0598F
 % Moisture: 31 decanted: (Y/N) N Date Received: 05/15/02
 Extraction: (SepF/Cont/Sonc) SONC Date Extracted: 05/15/02
 Concentrated Extract Volume: 10000 (uL) Date Analyzed: 05/18/02
 Injection Volume: 1.0 (uL) Dilution Factor: 1.0
 GPC Cleanup: (Y/N) N pH: ___ Sulfur Cleanup: (Y/N) Y

CAS NO. COMPOUND CONCENTRATION UNITS:
(ug/L or ug/Kg) UG/KG Q

12674-11-2-----Aroclor-1016	48	U
11104-28-2-----Aroclor-1221	48	U
11141-16-5-----Aroclor-1232	48	U
53469-21-9-----Aroclor-1242	48	U
12672-29-6-----Aroclor-1248	420	
11097-69-1-----Aroclor-1254	48	U
11096-82-5-----Aroclor-1260	48	U

FORM 1
PCB ORGANICS ANALYSIS DATA SHEET

CLIENT SAMPLE NO.

P31NW5S1

Lab Name: MITKEM CORPORATION Contract:
 Lab Code: MITKEM Case No.: SAS No.: SDG No.: A0747
 Matrix: (soil/water) SOIL Lab Sample ID: A0747-11A
 Sample wt/vol: 30.4 (g/mL) G Lab File ID: E2D0597F
 % Moisture: 30 decanted: (Y/N) N Date Received: 05/15/02
 Extraction: (SepF/Cont/Sonc) SONC Date Extracted: 05/15/02
 Concentrated Extract Volume: 10000 (uL) Date Analyzed: 05/18/02
 Injection Volume: 1.0 (uL) Dilution Factor: 1.0
 GPC Cleanup: (Y/N) N pH: ___ Sulfur Cleanup: (Y/N) Y

CAS NO. COMPOUND CONCENTRATION UNITS:
(ug/L or ug/Kg) UG/KG Q

12674-11-2-----	Aroclor-1016	47	U
11104-28-2-----	Aroclor-1221	47	U
11141-16-5-----	Aroclor-1232	47	U
53469-21-9-----	Aroclor-1242	47	U
12672-29-6-----	Aroclor-1248	460	
11097-69-1-----	Aroclor-1254	47	U
11096-82-5-----	Aroclor-1260	47	U

FORM 1
PCB ORGANICS ANALYSIS DATA SHEET

CLIENT SAMPLE NO.

P31SE5S1

Lab Name: MITKEM CORPORATION Contract:
 Lab Code: MITKEM Case No.: SAS No.: SDG No.: A0747
 Matrix: (soil/water) SOIL Lab Sample ID: A0747-09A
 Sample wt/vol: 30.2 (g/mL) G Lab File ID: E2D0595F
 % Moisture: 39 decanted: (Y/N) N Date Received: 05/15/02
 Extraction: (SepF/Cont/Sonc) SONC Date Extracted: 05/15/02
 Concentrated Extract Volume: 10000 (uL) Date Analyzed: 05/18/02
 Injection Volume: 1.0 (uL) Dilution Factor: 1.0
 GPC Cleanup: (Y/N) N pH: Sulfur Cleanup: (Y/N) Y

CAS NO.	COMPOUND	CONCENTRATION UNITS: (ug/L or ug/Kg) UG/KG		Q
12674-11-2-----	Aroclor-1016	54	U	
11104-28-2-----	Aroclor-1221	54	U	
11141-16-5-----	Aroclor-1232	54	U	
53469-21-9-----	Aroclor-1242	54	U	
12672-29-6-----	Aroclor-1248	630		
11097-69-1-----	Aroclor-1254	54	U	
11096-82-5-----	Aroclor-1260	54	U	

FORM 1
PCB ORGANICS ANALYSIS DATA SHEET

CLIENT SAMPLE NO.

P31SW5S1

Lab Name: MITKEM CORPORATION Contract:
 Lab Code: MITKEM Case No.: SAS No.: SDG No.: A0747
 Matrix: (soil/water) SOIL Lab Sample ID: A0747-10A
 Sample wt/vol: 30.1 (g/mL) G Lab File ID: E2D0596F
 % Moisture: 35 decanted: (Y/N) N Date Received: 05/15/02
 Extraction: (SepF/Cont/Sonc) SONC Date Extracted: 05/15/02
 Concentrated Extract Volume: 10000 (uL) Date Analyzed: 05/18/02
 Injection Volume: 1.0 (uL) Dilution Factor: 1.0
 GPC Cleanup: (Y/N) N pH: _____ Sulfur Cleanup: (Y/N) Y

CAS NO. COMPOUND CONCENTRATION UNITS:
(ug/L or ug/Kg) UG/KG Q

12674-11-2-----Aroclor-1016	51	U
11104-28-2-----Aroclor-1221	51	U
11141-16-5-----Aroclor-1232	51	U
53469-21-9-----Aroclor-1242	51	U
12672-29-6-----Aroclor-1248	360	
11097-69-1-----Aroclor-1254	51	U
11096-82-5-----Aroclor-1260	51	U

FORM 1
PCB ORGANICS ANALYSIS DATA SHEET

CLIENT SAMPLE NO.

B2CLCS

Lab Name: MITKEM CORPORATION Contract:
 Lab Code: MITKEM Case No.: SAS No.: SDG No.: A0747
 Matrix: (soil/water) SOIL Lab Sample ID: B0515-LS01
 Sample wt/vol: 30.0 (g/mL) G Lab File ID: E2D0591F
 % Moisture: 0 decanted: (Y/N) N Date Received: _____
 Extraction: (SepF/Cont/Sonc) SONC Date Extracted: 05/15/02
 Concentrated Extract Volume: 10000 (uL) Date Analyzed: 05/18/02
 Injection Volume: 1.0 (uL) Dilution Factor: 1.0
 GPC Cleanup: (Y/N) N pH: _____ Sulfur Cleanup: (Y/N) Y

CAS NO.	COMPOUND	CONCENTRATION UNITS: (ug/L or ug/Kg) UG/KG		Q
12674-11-2-----	Aroclor-1016	330		
11104-28-2-----	Aroclor-1221	33	U	
11141-16-5-----	Aroclor-1232	33	U	
53469-21-9-----	Aroclor-1242	33	U	
12672-29-6-----	Aroclor-1248	33	U	
11097-69-1-----	Aroclor-1254	33	U	
11096-82-5-----	Aroclor-1260	350		

FORM 1
PCB ORGANICS ANALYSIS DATA SHEET

CLIENT SAMPLE NO.

B2CLCSD

Lab Name: MITKEM CORPORATION Contract:
 Lab Code: MITKEM Case No.: SAS No.: SDG No.: A0747
 Matrix: (soil/water) SOIL Lab Sample ID: B0515-LS01D
 Sample wt/vol: 30.0 (g/mL) G Lab File ID: E2D0592F
 % Moisture: 0 decanted: (Y/N) N Date Received: _____
 Extraction: (SepF/Cont/Sonc) SONC Date Extracted: 05/15/02
 Concentrated Extract Volume: 10000(uL) Date Analyzed: 05/18/02
 Injection Volume: 1.0(uL) Dilution Factor: 1.0
 GPC Cleanup: (Y/N) N pH: _____ Sulfur Cleanup: (Y/N) Y

CAS NO.	COMPOUND	CONCENTRATION UNITS: (ug/L or ug/Kg) UG/KG	
12674-11-2-----	Aroclor-1016	340	
11104-28-2-----	Aroclor-1221	33	U
11141-16-5-----	Aroclor-1232	33	U
53469-21-9-----	Aroclor-1242	33	U
12672-29-6-----	Aroclor-1248	33	U
11097-69-1-----	Aroclor-1254	33	U
11096-82-5-----	Aroclor-1260	350	

FORM 1
PCB ORGANICS ANALYSIS DATA SHEET

CLIENT SAMPLE NO.

B3ALCS

Lab Name: MITKEM CORPORATION Contract:
 Lab Code: MITKEM Case No.: SAS No.: SDG No.: A0747
 Matrix: (soil/water) SOIL Lab Sample ID: B0515-LS1
 Sample wt/vol: 30.0 (g/mL) G Lab File ID: E3D5799F
 % Moisture: 0 decanted: (Y/N) N Date Received: _____
 Extraction: (SepF/Cont/Sonc) SONC Date Extracted: 05/15/02
 Concentrated Extract Volume: 10000 (uL) Date Analyzed: 05/16/02
 Injection Volume: 1.0 (uL) Dilution Factor: 1.0
 GPC Cleanup: (Y/N) N pH: _____ Sulfur Cleanup: (Y/N) Y

CAS NO. COMPOUND CONCENTRATION UNITS:
(ug/L or ug/Kg) UG/KG Q

12674-11-2-----Aroclor-1016	350	
11104-28-2-----Aroclor-1221	33	U
11141-16-5-----Aroclor-1232	33	U
53469-21-9-----Aroclor-1242	33	U
12672-29-6-----Aroclor-1248	33	U
11097-69-1-----Aroclor-1254	33	U
11096-82-5-----Aroclor-1260	340	

FORM 2
SOIL PCB SURROGATE RECOVERY

Lab Name: MITKEM CORPORATION

Contract:

Lab Code: MITKEM

Case No.:

SAS No.:

SDG No.: A0747

GC Column(1): DB-1701

ID: 0.53 (mm)

GC Column(2): DB-608

ID: 0.53 (mm)

	CLIENT SAMPLE NO.	TCX 1 %REC #	TCX 2 %REC #	DCB 1 %REC #	DCB 2 %REC #	OTHER (1)	OTHER (2)	TOT OUT
01	BBLK3A	97	95	104	120			0
02	B3ALCS	94	92	103	115			0
03	B3ALCSD	98	95	109	121			0
04	EP24	85	81	92	107			0
05	EP25	86	82	94	110			0
06	EP26	89	84	96	113			0
07	EP20	94	88	97	117			0
08	EP21	89	84	94	110			0
09	EP22	90	85	93	109			0
10	BBLK2C	110	99	119	112			0
11	B2CLCS	106	98	118	121			0
12	B2CLCSD	112	105	126	122			0
13	EP27	80	87	112	120			0
14	EP23	100	98	106	110			0
15	P31SE5S1	92	89	100	99			0
16	P31SW5S1	91	89	97	106			0
17	P31NW5S1	92	86	99	97			0
18	P31NE5S1	86	80	93	102			0
19								
20								
21								
22								
23								
24								
25								
26								
27								
28								
29								
30								

ADVISORY
QC LIMITS

S1 (TCX) = Tetrachloro-m-xylene (42-147)
S2 (DCB) = Decachlorobiphenyl (29-155)

Column to be used to flag recovery values
* Values outside of QC limits
D Surrogate diluted out

FORM 3
SOIL PCB LAB CONTROL SAMPLE

Lab Name: MITKEM CORPORATION

Contract:

Lab Code: MITKEM

Case No.:

SAS No.:

SDG No.: A0747

Matrix Spike - Sample No.: B2CLCS

COMPOUND	SPIKE ADDED (ug/Kg)	SAMPLE CONCENTRATION (ug/Kg)	LCS CONCENTRATION (ug/Kg)	LCS % REC #	QC. LIMITS REC.
Aroclor-1016	330		330	100	62-155
Aroclor-1260	330		350	106	56-173

COMPOUND	SPIKE ADDED (ug/Kg)	LCSD CONCENTRATION (ug/Kg)	LCSD % REC #	% RPD #	QC LIMITS RPD	REC.
Aroclor-1016	330	340	103	3	40	62-155
Aroclor-1260	330	350	106	0	40	56-173

Column to be used to flag recovery and RPD values with an asterisk

* Values outside of QC limits

RPD: 0 out of 2 outside limits

Spike Recovery: 0 out of 4 outside limits

COMMENTS:

FORM 3
SOIL PCB LAB CONTROL SAMPLE

Lab Name: MITKEM CORPORATION

Contract:

Lab Code: MITKEM

Case No.:

SAS No.:

SDG No.: A0747

Matrix Spike - Sample No.: B3ALCS

COMPOUND	SPIKE ADDED (ug/Kg)	SAMPLE CONCENTRATION (ug/Kg)	LCS CONCENTRATION (ug/Kg)	LCS % REC #	QC. LIMITS REC.
Aroclor-1016	330		350	106	62-155
Aroclor-1260	330		340	103	56-173

COMPOUND	SPIKE ADDED (ug/Kg)	LCSD CONCENTRATION (ug/Kg)	LCSD % REC #	% RPD #	QC LIMITS RPD	REC.
Aroclor-1016	330	360	109	3	40	62-155
Aroclor-1260	330	350	106	3	40	56-173

Column to be used to flag recovery and RPD values with an asterisk

* Values outside of QC limits

RPD: 0 out of 2 outside limits

Spike Recovery: 0 out of 4 outside limits

COMMENTS:

FORM 4
PCB METHOD BLANK SUMMARY

CLIENT SAMPLE NO.

BBLK2C

Lab Name: MITKEM CORPORATION

Contract:

Lab Code: MITKEM Case No.:

SAS No.: SDG No.: A0747

Lab Sample ID: B0515-BS01

Lab File ID: E2D0590F

Matrix (soil/water) SOIL

Extraction: (SepF/Cont/Sonc) SONC

Sulfur Cleanup (Y/N) Y

Date Extracted: 05/15/02

Date Analyzed (1): 05/18/02

Date Analyzed (2): 05/18/02

Time Analyzed (1): 0233

Time Analyzed (2): 0233

Instrument ID (1): E2

Instrument ID (2): E2

GC Column (1): RTXCLPPEST 2 ID: 0.53(mm) GC Column (2): RTXCLPPEST ID: 0.53(mm)

THIS METHOD BLANK APPLIES TO THE FOLLOWING SAMPLES, MS and MSD:

	SAMPLE NO.	LAB SAMPLE ID	DATE ANALYZED 1	DATE ANALYZED 2
01	B2CLCS	B0515-LS01	05/18/02	05/18/02
02	B2CLCSD	B0515-LS01D	05/18/02	05/18/02
03	EP27	A0747-07A	05/18/02	05/18/02
04	EP23	A0747-08A	05/18/02	05/18/02
05	P31SE5S1	A0747-09A	05/18/02	05/18/02
06	P31SW5S1	A0747-10A	05/18/02	05/18/02
07	P31NW5S1	A0747-11A	05/18/02	05/18/02
08	P31NE5S1	A0747-12A	05/18/02	05/18/02
09				
10				
11				
12				
13				
14				
15				
16				
17				
18				
19				
20				
21				
22				
23				
24				
25				
26				

COMMENTS:

FORM 1
PCB ORGANICS ANALYSIS DATA SHEET

CLIENT SAMPLE NO.

BBLK2C

Lab Name: MITKEM CORPORATION Contract:
 Lab Code: MITKEM Case No.: SAS No.: SDG No.: A0747
 Matrix: (soil/water) SOIL Lab Sample ID: B0515-BS01
 Sample wt/vol: 30.0 (g/mL) G Lab File ID: E2D0590F
 % Moisture: 0 decanted: (Y/N) N Date Received: _____
 Extraction: (SepF/Cont/Sonc) SONC Date Extracted: 05/15/02
 Concentrated Extract Volume: 10000 (uL) Date Analyzed: 05/18/02
 Injection Volume: 1.0 (uL) Dilution Factor: 1.0
 GPC Cleanup: (Y/N) N pH: _____ Sulfur Cleanup: (Y/N) Y

CAS NO. COMPOUND CONCENTRATION UNITS:
(ug/L or ug/Kg) UG/KG Q

12674-11-2-----	Aroclor-1016	33	U
11104-28-2-----	Aroclor-1221	33	U
11141-16-5-----	Aroclor-1232	33	U
53469-21-9-----	Aroclor-1242	33	U
12672-29-6-----	Aroclor-1248	33	U
11097-69-1-----	Aroclor-1254	33	U
11096-82-5-----	Aroclor-1260	33	U

FORM 4
PCB METHOD BLANK SUMMARY

CLIENT SAMPLE NO.

BBLK3A

Lab Name: MITKEM CORPORATION

Contract:

Lab Code: MITKEM Case No.:

SAS No.:

SDG No.: A0747

Lab Sample ID: B0515-BS1

Lab File ID: E3D5798F

Matrix (soil/water) SOIL

Extraction: (SepF/Cont/Sonc) SONC

Sulfur Cleanup (Y/N) Y

Date Extracted: 05/15/02

Date Analyzed (1): 05/16/02

Date Analyzed (2): 05/16/02

Time Analyzed (1): 0313

Time Analyzed (2): 0313

Instrument ID (1): E3

Instrument ID (2): E3

GC Column (1): DB-1701 ID: 0.53 (mm) GC Column (2): DB-608 ID: 0.53 (mm)

THIS METHOD BLANK APPLIES TO THE FOLLOWING SAMPLES, MS and MSD:

	SAMPLE NO.	LAB SAMPLE ID	DATE ANALYZED 1	DATE ANALYZED 2
01	B3ALCS	B0515-LS1	05/16/02	05/16/02
02	B3ALCSD	B0515-LS1D	05/16/02	05/16/02
03	EP24	A0747-01A	05/16/02	05/16/02
04	EP25	A0747-02A	05/16/02	05/16/02
05	EP26	A0747-03A	05/16/02	05/16/02
06	EP20	A0747-04A	05/16/02	05/16/02
07	EP21	A0747-05A	05/16/02	05/16/02
08	EP22	A0747-06A	05/16/02	05/16/02
09				
10				
11				
12				
13				
14				
15				
16				
17				
18				
19				
20				
21				
22				
23				
24				
25				
26				

COMMENTS:

FORM 1
PCB ORGANICS ANALYSIS DATA SHEET

CLIENT SAMPLE NO.

BBLK3A

Lab Name: MITKEM CORPORATION Contract:
 Lab Code: MITKEM Case No.: SAS No.: SDG No.: A0747
 Matrix: (soil/water) SOIL Lab Sample ID: B0515-BS1
 Sample wt/vol: 30.0 (g/mL) G Lab File ID: E3D5798F
 % Moisture: 0 decanted: (Y/N) N Date Received: _____
 Extraction: (SepF/Cont/Sonc) SONC Date Extracted: 05/15/02
 Concentrated Extract Volume: 10000 (uL) Date Analyzed: 05/16/02
 Injection Volume: 1.0 (uL) Dilution Factor: 1.0
 GPC Cleanup: (Y/N) N pH: ____ Sulfur Cleanup: (Y/N) Y

CAS NO.	COMPOUND	CONCENTRATION UNITS:	
		(ug/L or ug/Kg)	UG/KG
12674-11-2-----	Aroclor-1016	33	U
11104-28-2-----	Aroclor-1221	33	U
11141-16-5-----	Aroclor-1232	33	U
53469-21-9-----	Aroclor-1242	33	U
12672-29-6-----	Aroclor-1248	33	U
11097-69-1-----	Aroclor-1254	33	U
11096-82-5-----	Aroclor-1260	33	U

Mitkem Corporation

New York State Department of Environmental Conservation
 Sample Identification and Analytical Requirements Summary

Project Name:

SDG:

NGC PLANT 24 1-WEEK PCB'S

A0747

Customer Sample Code	Laboratory Sample Code	Analytical Requirements				
		VOA GC/MS Method #	BNA GC/MS Method #	PEST PCBs Method #	Metals	Other
EP24	A0747-01			8082		
EP25	A0747-02			8082		
EP26	A0747-03			8082		
EP20	A0747-04			8082		
EP21	A0747-05			8082		
EP22	A0747-06			8082		
EP27	A0747-07			8082		
EP23	A0747-08			8082		
P31SE5S1	A0747-09			8082		
P31SW5S1	A0747-10			8082		
P31NW5S1	A0747-11			8082		
P31NE5S1	A0747-12			8082		

NYASP 10/95

Mitkem Corporation

New York State Department of Environmental Conservation

Sample Preparation and Analyses Summary Pesticides/PCB Analyses

Project Name: GRUMMAN PLANT 2A AR

SDG: A0747

Laboratory Sample ID	Matrix	Date Collected	Date Received at Lab	Date Extracted	Date Analyzed
A0747-01	SL	5/14/02	5/15/02	5/15/02	5/14/02
A0747-02	SL	5/14/02	5/15/02		
A0747-03	SL	5/14/02	5/15/02		
A0747-04	SL	5/14/02	5/15/02		
A0747-05	SL	5/14/02	5/15/02		
A0747-06	SL	5/14/02	5/15/02		↓
A0747-07	SL	5/14/02	5/15/02		5/18/02
A0747-08	SL	5/14/02	5/15/02		
A0747-09	SL	5/14/02	5/15/02		
A0747-10	SL	5/14/02	5/15/02		
A0747-11	SL	5/14/02	5/15/02		
A0747-12	SL	5/14/02	5/15/02	↓	↓

NYASP 10/95

Mitkem Corporation

New York State Department of Environmental Conservation

Sample Preparation and Analyses Summary Pesticide/PCB Analyses

Project Name:

GRAMMAN PLANT 24 AR

SDG: A0747

Laboratory Sample ID	Matrix	Analytical Protocol	Extraction Method	Auxiliary Cleanup	Dil/Conc Factor	
A0747-01	SL	8082	3550.B	Acid / Copper	1	
A0747-02	SL	8082	↓	↓	↓	
A0747-03	SL	8082				
A0747-04	SL	8082				
A0747-05	SL	8082				
A0747-06	SL	8082				
A0747-07	SL	8082				10
A0747-08	SL	8082				
A0747-09	SL	8082				
A0747-10	SL	8082				
A0747-11	SL	8082				
A0747-12	SL	8082				

NYASP 10/95

Analytical Data Package for Dvirka & Bartilucci

Client Project: Grumman Plant 24 AR, 1572-06

SDG# A0747

Mitkem Project ID: A0747

May 20, 2002

SDG Narrative

Mitkem Corporation submits the enclosed data package in response to Dvirka & Bartilucci's Grumman Plant 24 AR project. Under this deliverable, analysis results are presented twelve soil samples that were received on May 15, 2002. Analyses were performed per specifications in the project's contract and the chain of custody forms. A table of sample identifications showing full client ID and laboratory ID follows this narrative, along with the Mitkem Login sheet.

The analyses were performed according to NYSDEC ASP protocols (October 1995 update) and reported per NYSDEC ASP requirement for Category B deliverable.

The following observation and/or deviations are observed for the following analyses:

1. Overall Observations

Where needed, manual integrations were performed to improve data quality. The corrections were reviewed and associated hardcopies generated and reported as required. Manual integrations are coded to provide the data reviewer justification for such action. The codes are labeled on the ion chromatogram signal (GC/MS signal) and chromatogram for GC based analysis as follows:

- M1 peak tailing or fronting.
- M2 peak co-elution.
- M3 rising or falling baseline.
- M4 retention time shift.
- M5 miscellaneous – under this category, the justification is explained.

The enclosed report includes the originals of all data with the exception of logbook pages and certain initial calibrations. Photocopies of logbook pages are included, with the originals maintained on file at the laboratory. The originals of initial calibrations that are shared among several cases are maintained on file at the laboratory, with photocopies included in the data package.

2. PCB Analysis:

Surrogate recovery: recoveries were within the QC limits.

Lab control sample/lab control sample duplicate: spike recoveries were within the QC limits. RPDs were within the QC limits. The LCS and LCSD were analyzed and reported for instruments E2 and E3.

Sample analysis: due to high concentration of target analytes, the sample EP27 was analyzed at 10x dilution. Aroclor 1254 was high in the closing calibration verification on instrument E3. This closing calibration verification affects samples EP21, Ep24, EP25 and EP26. The values for Aroclor 1254 are reported off the rear column for these samples. No other unusual observation was made for the analyses.

The pages in this report have been numbered consecutively, starting from this narrative and ending with a page saying only "Last Page of Data Report".

I certify that this data package is in compliance, both technically and for completeness, for other than the conditions detailed above. Release of the data contained in this hardcopy data package has been authorized by the laboratory manager or his designee, as verified by the following signature.



Agnes Ng
CLP Project Manager
05/20/02

Mitkem and Client Sample ID Summary Report*

Mitkem Workorder: A0747

<i>Mitkem Sample ID</i>	<i>Reported Client Sample ID</i>	<i>Full Client Sample ID</i>
A0747-01A	EP24	
A0747-02A	EP25	
A0747-03A	EP26	
A0747-04A	EP20	
A0747-05A	EP21	
A0747-06A	EP22	
A0747-07A	EP27	
A0747-08A	EP23	
A0747-09A	P31SE5S1	
A0747-10A	P31SW5S1	
A0747-11A	P31NW5S1	
A0747-12A	P31NE5S1	

**** If client sample ID has not been truncated, the full client sample ID is listed in the column labeled "Reported Client Sample ID"***

Mitkem Corporation

16/May/02 11:24

WorkOrder: A0747

Client ID: DVRKA_WOODBURY
 Project: NGC Plant 24 1-week PCBs
 Location: 1572-06

Report Level: ASP-B
 EDD:
 HC Due: 06/05/02
 Fax Due: 05/20/02

Comments: Fax Form Is in 1-week TAT. Final data package due 1 week later. Always include list of sample IDs with invoice.

Sample ID	Client Sample ID	Collection Date	Date Received	Matrix	Test Code	Test Code Comments	Hold	MS	SEL	Storage
A0747-01A	EP24	05/14/02 11:00	05/15/02	Soil	PMoist		<input type="checkbox"/>	<input type="checkbox"/>	<input type="checkbox"/>	A6
					SW8082_S		<input type="checkbox"/>	<input type="checkbox"/>	<input checked="" type="checkbox"/>	A6
A0747-02A	EP25	05/14/02 11:05	05/15/02	Soil	PMoist		<input type="checkbox"/>	<input type="checkbox"/>	<input type="checkbox"/>	A6
					SW8082_S		<input type="checkbox"/>	<input type="checkbox"/>	<input checked="" type="checkbox"/>	A6
A0747-03A	EP26	05/14/02 11:15	05/15/02	Soil	PMoist		<input type="checkbox"/>	<input type="checkbox"/>	<input type="checkbox"/>	A6
					SW8082_S		<input type="checkbox"/>	<input type="checkbox"/>	<input checked="" type="checkbox"/>	A6
A0747-04A	EP20	05/14/02 12:00	05/15/02	Soil	PMoist		<input type="checkbox"/>	<input type="checkbox"/>	<input type="checkbox"/>	A6
					SW8082_S		<input type="checkbox"/>	<input type="checkbox"/>	<input checked="" type="checkbox"/>	A6
A0747-05A	EP21	05/14/02 12:05	05/15/02	Soil	PMoist		<input type="checkbox"/>	<input type="checkbox"/>	<input type="checkbox"/>	A6
					SW8082_S		<input type="checkbox"/>	<input type="checkbox"/>	<input checked="" type="checkbox"/>	A6
A0747-06A	EP22	05/14/02 12:20	05/15/02	Soil	PMoist		<input type="checkbox"/>	<input type="checkbox"/>	<input type="checkbox"/>	A6
					SW8082_S		<input type="checkbox"/>	<input type="checkbox"/>	<input checked="" type="checkbox"/>	A6
A0747-07A	EP27	05/14/02 12:30	05/15/02	Soil	PMoist		<input type="checkbox"/>	<input type="checkbox"/>	<input type="checkbox"/>	A6

Client Rep:

04

Mitkem Corporation

16/May/02 11:24

WorkOrder: A0747

Client ID: DVRKA_WOODBURY
Project: NGC Plant 24 1-week PCBs
Location: 1572-06

Report Level: ASP-B
EDD:
HC Due: 06/05/02
Fax Due: 05/20/02

Comments: Fax Form Is in 1-week TAT. Final data package due 1 week later. Always include list of sample IDs with invoice.


Sample ID	Client Sample ID	Collection Date	Date Received	Matrix	Test Code	Test Code Comments	Hold	MS	SEL	Storage
A0747-07A	EP27	05/14/02 12:30	05/15/02	Soil	SW8082_S		<input type="checkbox"/>	<input type="checkbox"/>	<input checked="" type="checkbox"/>	A6
A0747-08A	EP23	05/14/02 12:40	05/15/02	Soil	PMoist		<input type="checkbox"/>	<input type="checkbox"/>	<input type="checkbox"/>	A6
A0747-09A	P31SE5S1	05/14/02 14:30	05/15/02	Soil	PMoist		<input type="checkbox"/>	<input type="checkbox"/>	<input type="checkbox"/>	A6
A0747-10A	P31SW5S1	05/14/02 14:50	05/15/02	Soil	PMoist		<input type="checkbox"/>	<input type="checkbox"/>	<input checked="" type="checkbox"/>	A6
A0747-11A	P31NW5S1	05/14/02 15:00	05/15/02	Soil	PMoist		<input type="checkbox"/>	<input type="checkbox"/>	<input checked="" type="checkbox"/>	A6
A0747-12A	P31NE5S1	05/14/02 14:40	05/15/02	Soil	PMoist		<input type="checkbox"/>	<input type="checkbox"/>	<input checked="" type="checkbox"/>	A6

Sample Transmittal Documentation

MITKEM CORPORATION

Sample Condition Form

Received By: <u>John</u>	Reviewed By:	Date: <u>5-15-02</u>	MITKEM Project: <u>A0747</u>			
Client Project: <u>Grumman</u>		Client: <u>DUINKA & BARTILOCCI</u>				
Condition: <u>Plant 24AA</u>	Preservation (pH) VOA					
1) Custody Seal(s) <u>Present</u> / Absent	Lab Sample ID	HNO3	H2SO4	HCl	NaO	Matrix
Coolers / Bottles	<u>A0747-01</u>					
<u>Intact</u> / Broken	<u>" -02</u>					
Custody Seal Numbers	<u>" -03</u>					
<u>N/A</u>	<u>" -04</u>					
	<u>A0747-05</u>					
	<u>-06</u>					
	<u>-07</u>					
	<u>-08</u>					
	<u>-09</u>					
	<u>A0747-10</u>					
	<u>-11</u>					
3) Chain -of- Custody <u>Present</u> / Absent	<u>A0747-12</u>					
4) Airbill(s) <u>Present</u> / Absent						
Airbill Number(s) <u>8334</u>						
<u>2214</u>						
<u>6986</u>						
5) Cooler Temperature <u>60C</u>						
Coolant Condition <u>OK</u>						
6) Sample Bottles Intact/Broken/Leaking						
7) Date Received <u>5-15-02</u>						
8) Time Received <u>900</u>						
VOA Matrix Key:						
US = Unpreserved Soil			A = Air			
UA = Unpreserved Aqueous			H = HCl			
M/N = MeOH & NaHSO4			E = Encore			
N = NaHSO4 M = MeOH						
See Sample Condition Notification / Corrective Action Form						yes <u>no</u>
Comments / Remarks						Rad Ok <u>yes</u> / no



* PCB Organics *

FORM 2
SOIL PCB SURROGATE RECOVERY

Lab Name: MITKEM CORPORATION

Contract:

Lab Code: MITKEM

Case No.:

SAS No.:

SDG No.: A0747

GC Column(1): DB-1701

ID: 0.53 (mm)

GC Column(2): DB-608

ID: 0.53 (mm)

	CLIENT SAMPLE NO.	TCX 1 %REC #	TCX 2 %REC #	DCB 1 %REC #	DCB 2 %REC #	OTHER (1)	OTHER (2)	TOT OUT
01	BBLK3A	97	95	104	120			0
02	B3ALCS	94	92	103	115			0
03	B3ALCSD	98	95	109	121			0
04	EP24	85	81	92	107			0
05	EP25	86	82	94	110			0
06	EP26	89	84	96	113			0
07	EP20	94	88	97	117			0
08	EP21	89	84	94	110			0
09	EP22	90	85	93	109			0
10	BBLK2C	110	99	119	112			0
11	B2CLCS	106	98	118	121			0
12	B2CLCSD	112	105	126	122			0
13	EP27	80	87	112	120			0
14	EP23	100	98	106	110			0
15	P31SE5S1	92	89	100	99			0
16	P31SW5S1	91	89	97	106			0
17	P31NW5S1	92	86	99	97			0
18	P31NE5S1	86	80	93	102			0
19								
20								
21								
22								
23								
24								
25								
26								
27								
28								
29								
30								

ADVISORY
QC LIMITS

S1 (TCX) = Tetrachloro-m-xylene (42-147)
S2 (DCB) = Decachlorobiphenyl (29-155)

Column to be used to flag recovery values
* Values outside of QC limits
D Surrogate diluted out

FORM 3
SOIL PCB LAB CONTROL SAMPLE

Lab Name: MITKEM CORPORATION

Contract:

Lab Code: MITKEM

Case No.:

SAS No.:

SDG No.: A0747

Matrix Spike - Sample No.: B2CLCS

COMPOUND	SPIKE ADDED (ug/Kg)	SAMPLE CONCENTRATION (ug/Kg)	LCS CONCENTRATION (ug/Kg)	LCS % REC #	QC. LIMITS REC.
Aroclor-1016	330		330	100	62-155
Aroclor-1260	330		350	106	56-173

COMPOUND	SPIKE ADDED (ug/Kg)	LCSD CONCENTRATION (ug/Kg)	LCSD % REC #	% RPD #	QC LIMITS RPD	REC.
Aroclor-1016	330	340	103	3	40	62-155
Aroclor-1260	330	350	106	0	40	56-173

Column to be used to flag recovery and RPD values with an asterisk

* Values outside of QC limits

RPD: 0 out of 2 outside limits

Spike Recovery: 0 out of 4 outside limits

COMMENTS:

FORM 3
SOIL PCB LAB CONTROL SAMPLE

Lab Name: MITKEM CORPORATION

Contract:

Lab Code: MITKEM

Case No.:

SAS No.:

SDG No.: A0747

Matrix Spike - Sample No.: B3ALCS

COMPOUND	SPIKE ADDED (ug/Kg)	SAMPLE CONCENTRATION (ug/Kg)	LCS CONCENTRATION (ug/Kg)	LCS % REC #	QC. LIMITS REC.
Aroclor-1016	330		350	106	62-155
Aroclor-1260	330		340	103	56-173

COMPOUND	SPIKE ADDED (ug/Kg)	LCSD CONCENTRATION (ug/Kg)	LCSD % REC #	% RPD #	QC LIMITS RPD	REC.
Aroclor-1016	330	360	109	3	40	62-155
Aroclor-1260	330	350	106	3	40	56-173

Column to be used to flag recovery and RPD values with an asterisk

* Values outside of QC limits

RPD: 0 out of 2 outside limits

Spike Recovery: 0 out of 4 outside limits

COMMENTS:

FORM 4
PCB METHOD BLANK SUMMARY

CLIENT SAMPLE NO.

BELK2C

Lab Name: MITKEM CORPORATION

Contract:

Lab Code: MITKEM Case No.:

SAS No.:

SDG No.: A0747

Lab Sample ID: B0515-BS01

Lab File ID: E2D0590F

Matrix (soil/water) SOIL

Extraction: (SepF/Cont/Sonc) SONC

Sulfur Cleanup (Y/N) Y

Date Extracted: 05/15/02

Date Analyzed (1): 05/18/02

Date Analyzed (2): 05/18/02

Time Analyzed (1): 0233

Time Analyzed (2): 0233

Instrument ID (1): E2

Instrument ID (2): E2

GC Column (1): RTXCLPPEST 2 ID: 0.53 (mm) GC Column (2): RTXCLPPEST ID: 0.53 (mm)

THIS METHOD BLANK APPLIES TO THE FOLLOWING SAMPLES, MS and MSD:

	SAMPLE NO.	LAB SAMPLE ID	DATE ANALYZED 1	DATE ANALYZED 2
01	B2CLCS	B0515-LS01	05/18/02	05/18/02
02	B2CLCSD	B0515-LS01D	05/18/02	05/18/02
03	EP27	A0747-07A	05/18/02	05/18/02
04	EP23	A0747-08A	05/18/02	05/18/02
05	P31SE5S1	A0747-09A	05/18/02	05/18/02
06	P31SW5S1	A0747-10A	05/18/02	05/18/02
07	P31NW5S1	A0747-11A	05/18/02	05/18/02
08	P31NE5S1	A0747-12A	05/18/02	05/18/02
09				
10				
11				
12				
13				
14				
15				
16				
17				
18				
19				
20				
21				
22				
23				
24				
25				
26				

COMMENTS:

FORM 4
PCB METHOD BLANK SUMMARY

CLIENT SAMPLE NO.

BBLK3A

Lab Name: MITKEM CORPORATION

Contract:

Lab Code: MITKEM Case No.:

SAS No.:

SDG No.: A0747

Lab Sample ID: B0515-BS1

Lab File ID: E3D5798F

Matrix (soil/water) SOIL

Extraction: (SepF/Cont/Sonc) SONC

Sulfur Cleanup (Y/N) Y

Date Extracted: 05/15/02

Date Analyzed (1): 05/16/02

Date Analyzed (2): 05/16/02

Time Analyzed (1): 0313

Time Analyzed (2): 0313

Instrument ID (1): E3

Instrument ID (2): E3

GC Column (1): DB-1701

ID: 0.53(mm)

GC Column (2): DB-608

ID: 0.53(mm)

THIS METHOD BLANK APPLIES TO THE FOLLOWING SAMPLES, MS and MSD:

	SAMPLE NO.	LAB SAMPLE ID	DATE ANALYZED 1	DATE ANALYZED 2
01	B3ALCS	B0515-LS1	05/16/02	05/16/02
02	B3ALCSD	B0515-LS1D	05/16/02	05/16/02
03	EP24	A0747-01A	05/16/02	05/16/02
04	EP25	A0747-02A	05/16/02	05/16/02
05	EP26	A0747-03A	05/16/02	05/16/02
06	EP20	A0747-04A	05/16/02	05/16/02
07	EP21	A0747-05A	05/16/02	05/16/02
08	EP22	A0747-06A	05/16/02	05/16/02
09				
10				
11				
12				
13				
14				
15				
16				
17				
18				
19				
20				
21				
22				
23				
24				
25				
26				

COMMENTS:

FORM 1
PCB ORGANICS ANALYSIS DATA SHEET

CLIENT SAMPLE NO.

EP20

Lab Name: MITKEM CORPORATION Contract:
 Lab Code: MITKEM Case No.: SAS No.: SDG No.: A0747
 Matrix: (soil/water) SOIL Lab Sample ID: A0747-04A
 Sample wt/vol: 30.3 (g/mL) G Lab File ID: E3D5805F
 % Moisture: 4 decanted: (Y/N) N Date Received: 05/15/02
 Extraction: (SepF/Cont/Sonc) SONC Date Extracted: 05/15/02
 Concentrated Extract Volume: 10000 (uL) Date Analyzed: 05/16/02
 Injection Volume: 1.0 (uL) Dilution Factor: 1.0
 GPC Cleanup: (Y/N) N pH: ____ Sulfur Cleanup: (Y/N) Y

CAS NO.	COMPOUND	CONCENTRATION UNITS: (ug/L or ug/Kg) UG/KG	
12674-11-2-----	Aroclor-1016	34	U
11104-28-2-----	Aroclor-1221	34	U
11141-16-5-----	Aroclor-1232	34	U
53469-21-9-----	Aroclor-1242	34	U
12672-29-6-----	Aroclor-1248	34	U
11097-69-1-----	Aroclor-1254	34	U
11096-82-5-----	Aroclor-1260	34	U

Data File: \NAVOGRADRONUSERDATA\Organic\svoa\E3.1\020815F.BNE3D8805F.D

Date : 16-MAY-2002 06:31

Client ID: EP20

Sample Info: A0747-04A,EP20,B0515-BS1,pcb.sub,,

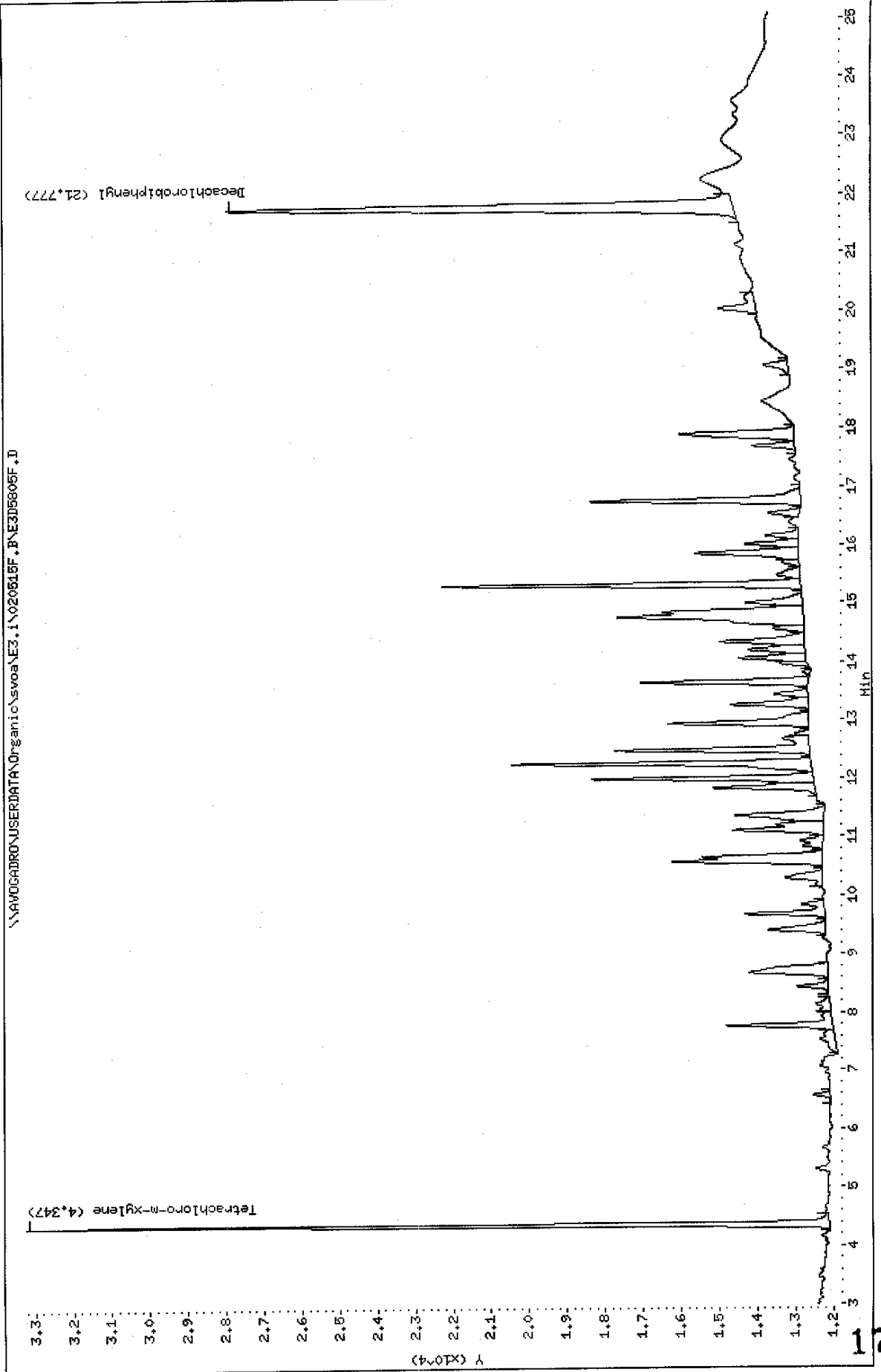
Volume Injected (ul): 1.0

Column phase: DB-1701

Instrument: E3.1

Operator: PETER

Column diameter: 0.53



Data File: \\NAU06ADRO\USERDATA\Organic\svoa\NE3.i\020515R.B\E3D5805R.D

Date : 16-MAY-2002 06:31

Client ID: EP20

Instrument: E3.i

Sample Info: A0747-04A,EP20,B0515-B61,pcb.sub,,

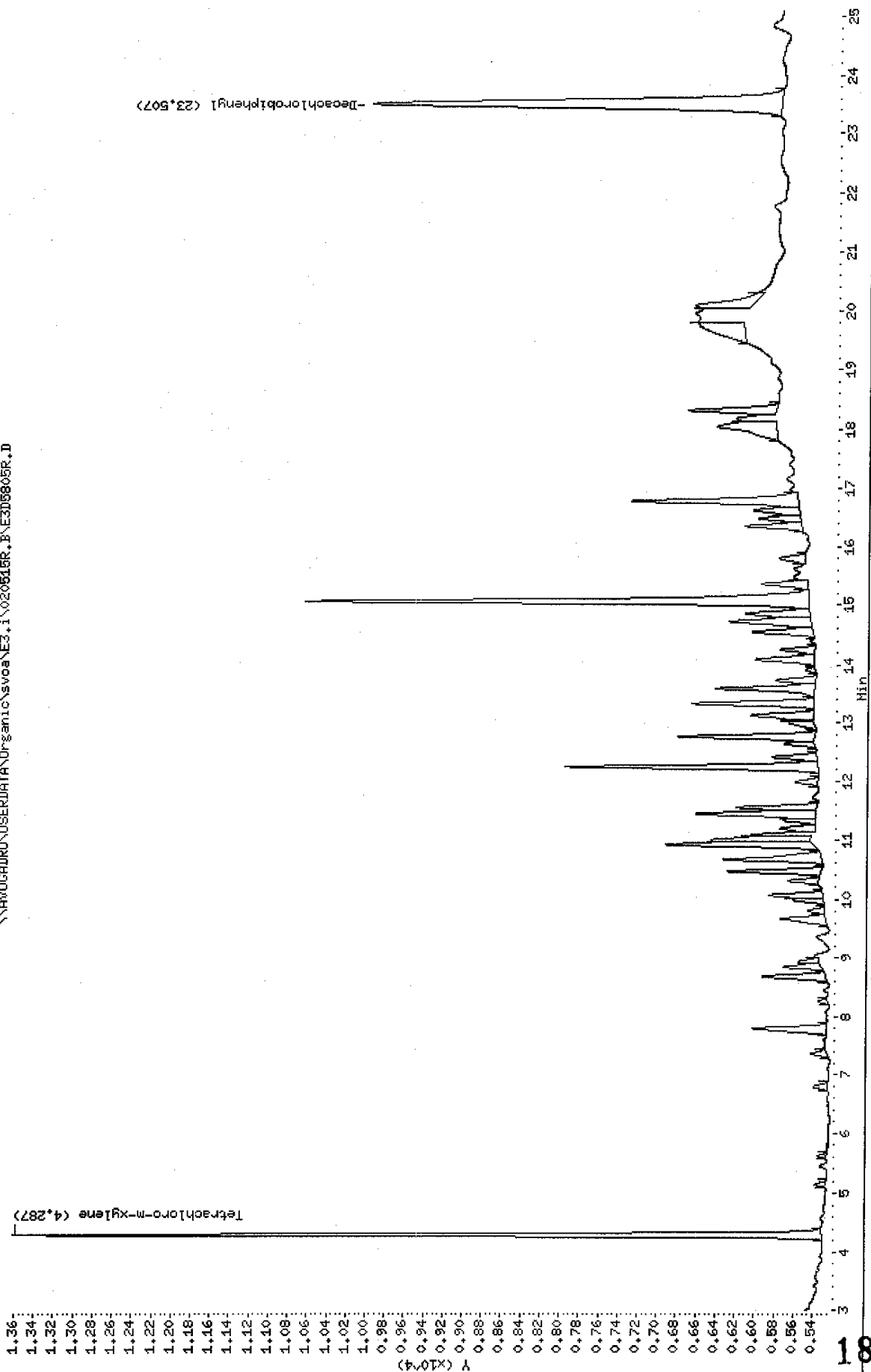
Volume Injected (uL): 1.0

Operator: PETER

Column phase: DB-608

Column diameter: 0.53

\\NAU06ADRO\USERDATA\Organic\svoa\NE3.i\020515R.B\E3D5805R.D



Data File: E3D5805F.D
 Report Date: 17-May-2002 10:01

Mitkem Corporation

Sample #1 : \\AVOGADRO\USERDATA\Organic\svoa\E3.i\020515F.B\E3D5805F.D
 Sample #2 : \\AVOGADRO\USERDATA\Organic\svoa\E3.i\020515R.B\E3D5805R.D
 Inj Date : 16-MAY-2002 06:31
 Sample Info: A0747-04A, EP20, B0515-BS1, pcb.sub, ,
 Misc Info :
 Cal Date : 17-MAY-2002 09:05
 Operator : PETER
 Inst ID : E3.i
 Dil Factor : 1.000000

Method #1 : \\AVOGADRO\USERDATA\Organic\svoa\E3.i\020515F.B\E3_PCB_F.m
 Method #2 : \\AVOGADRO\USERDATA\Organic\svoa\E3.i\020515R.B\E3_PCB_R.m
 Sub List #1 : pcb.sub
 Sub List #2 : pcb.sub
 Col #1 Phase : DB-1701
 Col #2 Phase : DB-608

Concentration Formula: $Amt * DF * Uf * Vt / (Vi * Ws * (100 - M) / 100)$

Name	Value	Description
DF	1.000	Dilution Factor
UF	1.000	Correction factor
Vt	10000.000	Volume of final extract (uL) (1000 low, 2
Vi	1.000	Volume injected (uL)
Ws	30.300	Weight of sample extracted (g)
M	4.000	% Moisture

Compound	RT#1	RT#2	Resp#1	Resp#2	Conc#1 (ug/Kg)	Conc#2 (ug/Kg)	Target Range	Ratio
Tetrachloro-m-xylene	4.347	4.287	21131	8305	13	12		100.00
Decachlorobiphenyl	21.777	23.507	13375	4215	13	16		100.00

LR

5/17/02

FORM 1
PCB ORGANICS ANALYSIS DATA SHEET

CLIENT SAMPLE NO.

EP21

Lab Name: MITKEM CORPORATION Contract:
 Lab Code: MITKEM Case No.: SAS No.: SDG No.: A0747
 Matrix: (soil/water) SOIL Lab Sample ID: A0747-05A
 Sample wt/vol: 30.0 (g/mL) G Lab File ID: E3D5806F
 % Moisture: 8 decanted: (Y/N) N Date Received: 05/15/02
 Extraction: (SepF/Cont/Sonc) SONC Date Extracted: 05/15/02
 Concentrated Extract Volume: 10000 (uL) Date Analyzed: 05/16/02
 Injection Volume: 1.0 (uL) Dilution Factor: 1.0
 GPC Cleanup: (Y/N) N pH: _____ Sulfur Cleanup: (Y/N) Y

CAS NO. COMPOUND CONCENTRATION UNITS:
(ug/L or ug/Kg) UG/KG Q

12674-11-2-----	Aroclor-1016	36	U
11104-28-2-----	Aroclor-1221	36	U
11141-16-5-----	Aroclor-1232	36	U
53469-21-9-----	Aroclor-1242	36	U
12672-29-6-----	Aroclor-1248	340	
11097-69-1-----	Aroclor-1254	36	U
11096-82-5-----	Aroclor-1260	36	U

Data File: \\AVOGADRO\USERDATA\Organic\svoa\E3.i\020515F.B\E3D8806F.D

Date: 16-MAY-2002 07:00

Client ID: EP21

Sample Info: A0747-056,EP21.B0515-BS1.pcb.sub,,

Volume Injected (uL): 1.0

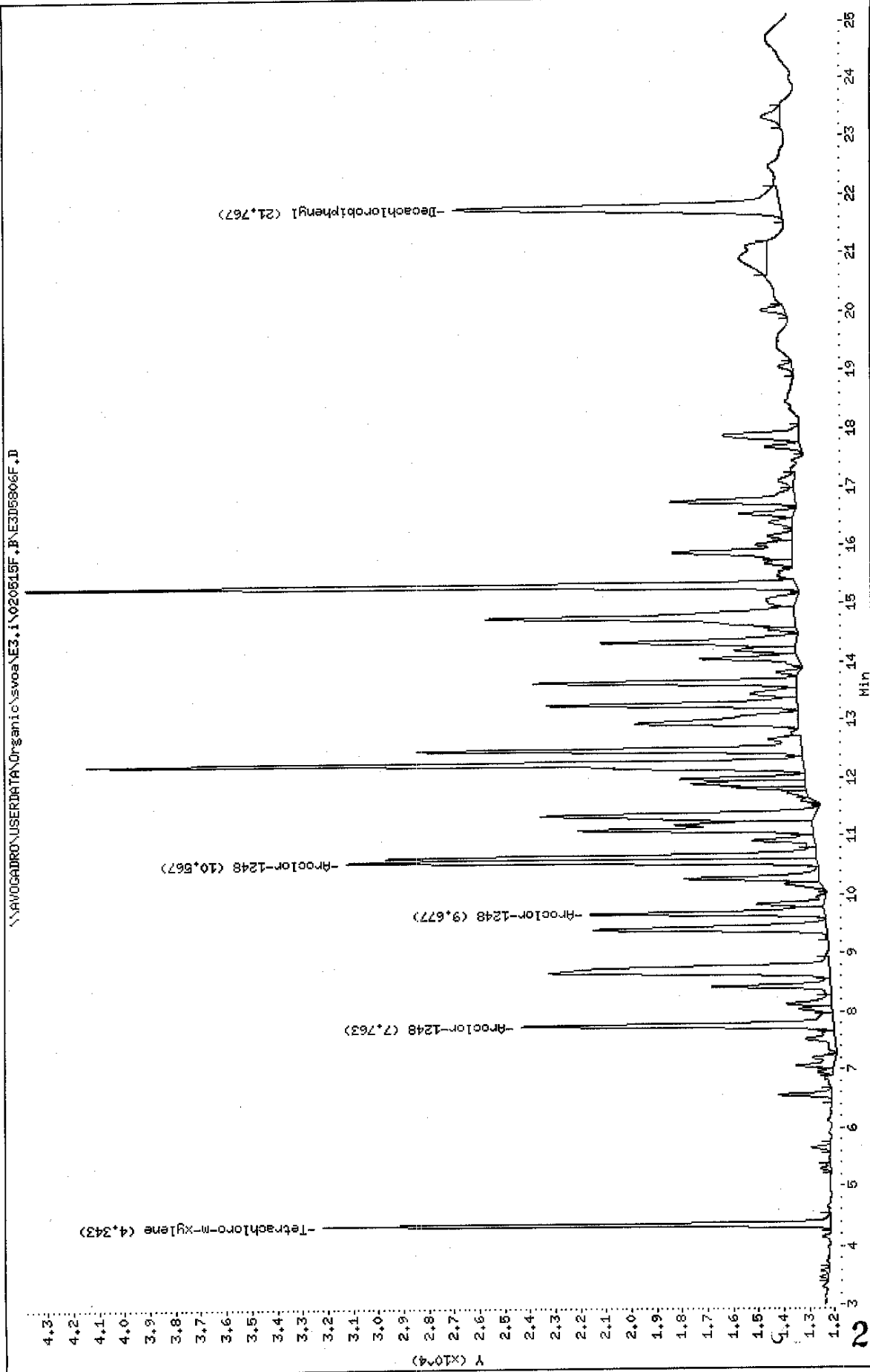
Column phase: DB-1701

Instrument: E3.i

Operator: PETER

Column diameter: 0.53

\\AVOGADRO\USERDATA\Organic\svoa\E3.i\020515F.B\E3D8806F.D



Data File: \\NAVOCADRON\USERDATA\Organic\svoc\NE3.1\020515R.B\NE3D5806R.D

Date : 16-MAY-2002 07:00

Client ID: EP21

Sample Info: A0747-05A,EP21,B0515-BSL,pcb,sub,,

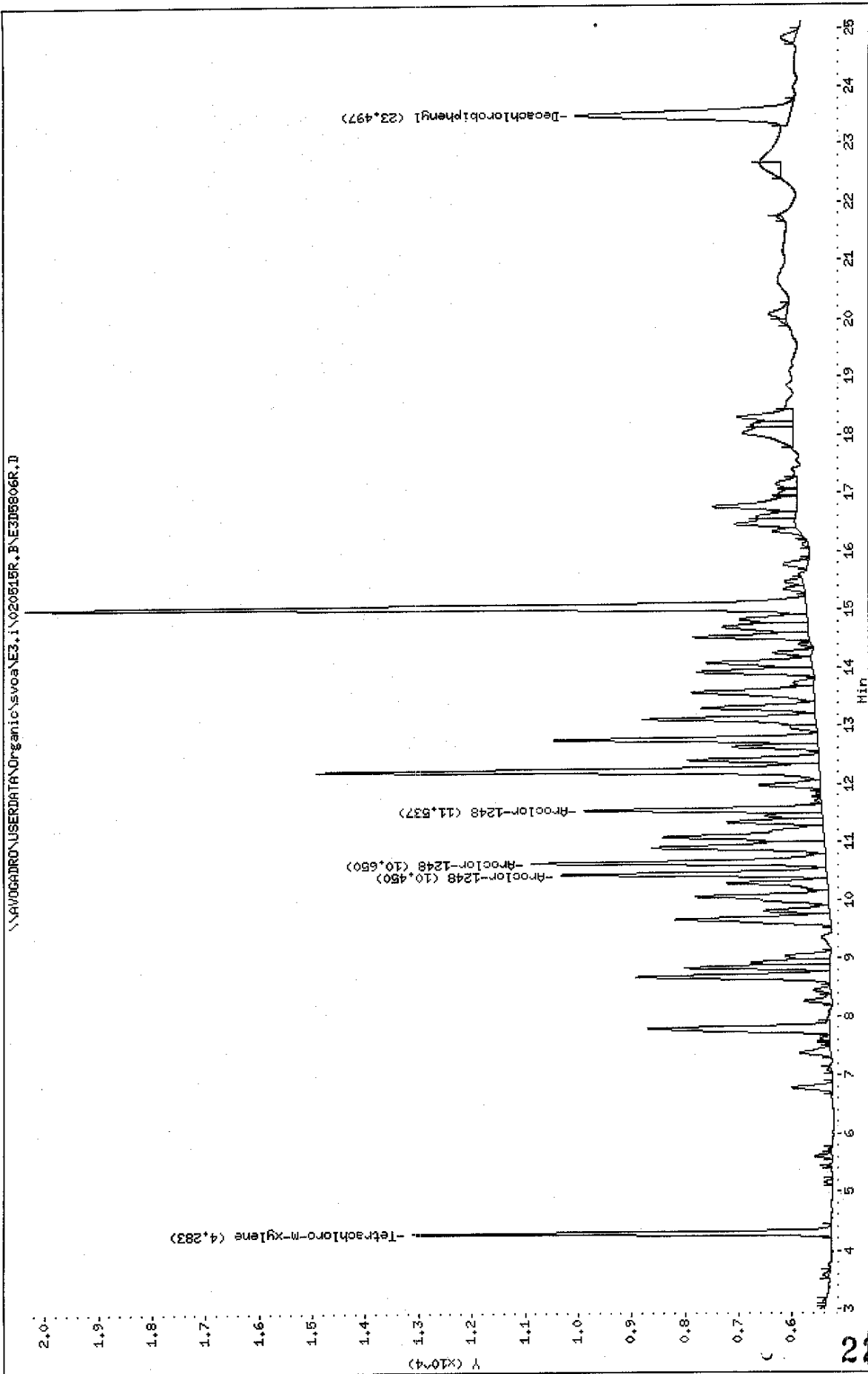
Volume Injected (ul): 1.0

Column phase: DB-608

Instrument: E3.i

Operator: PETER

Column diameter: 0.53



Data File: E3D5806F.D
 Report Date: 17-May-2002 10:01

Mitkem Corporation

Sample #1 : \\AVOGADRO\USERDATA\Organic\svoa\E3.i\020515F.B\E3D5806F.D
 Sample #2 : \\AVOGADRO\USERDATA\Organic\svoa\E3.i\020515R.B\E3D5806R.D
 Inj Date : 16-MAY-2002 07:00
 Sample Info: A0747-05A, EP21, B0515-BS1, pcb.sub,,
 Misc Info :
 Cal Date : 17-MAY-2002 09:05
 Operator : PETER
 Inst ID : E3.i
 Dil Factor : 1.000000

Method #1 : \\AVOGADRO\USERDATA\Organic\svoa\E3.i\020515F.B\E3_PCB_F.m
 Method #2 : \\AVOGADRO\USERDATA\Organic\svoa\E3.i\020515R.B\E3_PCB_R.m
 Sub List #1 : pcb.sub
 Sub List #2 : pcb.sub
 Col #1 Phase : DB-1701
 Col #2 Phase : DB-608

Concentration Formula: $Amt * DF * Uf * Vt / (Vi * Ws * (100 - M) / 100)$

Name	Value	Description
DF	1.000	Dilution Factor
Uf	1.000	Correction factor
Vt	10000.000✓	Volume of final extract (uL) (1000 low, 2
Vi	1.000	Volume injected (uL)
Ws	30.000✓	Weight of sample extracted (g)
M	8.000✓	% Moisture

Compound	RT#1	RT#2	Resp#1	Resp#2	Conc#1 (ug/Kg)	Conc#2 (ug/Kg)	Target Range	Ratio
Tetrachloro-m-xylene	4.343	4.283	20010	7844	13	12		100.00
Decachlorobiphenyl	21.767	23.497	12941	3997	14	16		100.00
Aroclor-1248	7.763	10.450	12313	4976	280	340	80.00- 120.00	100.00
	9.677	10.650	9236	5506	240	370	62.81- 102.81	75.01
	10.567	11.537	18552	4440	400	320	94.53- 134.53	150.67
Average of Peak Amounts =					310✓	340		

5/17/02

FORM 1
PCB ORGANICS ANALYSIS DATA SHEET

CLIENT SAMPLE NO.

EP22

Lab Name: MITKEM CORPORATION Contract:
 Lab Code: MITKEM Case No.: SAS No.: SDG No.: A0747
 Matrix: (soil/water) SOIL Lab Sample ID: A0747-06A
 Sample wt/vol: 30.1 (g/mL) G Lab File ID: E3D5807F
 % Moisture: 9 decanted: (Y/N) N Date Received: 05/15/02
 Extraction: (SepF/Cont/Sonc) SONC Date Extracted: 05/15/02
 Concentrated Extract Volume: 10000 (uL) Date Analyzed: 05/16/02
 Injection Volume: 1.0 (uL) Dilution Factor: 1.0
 GPC Cleanup: (Y/N) N pH: ___ Sulfur Cleanup: (Y/N) Y

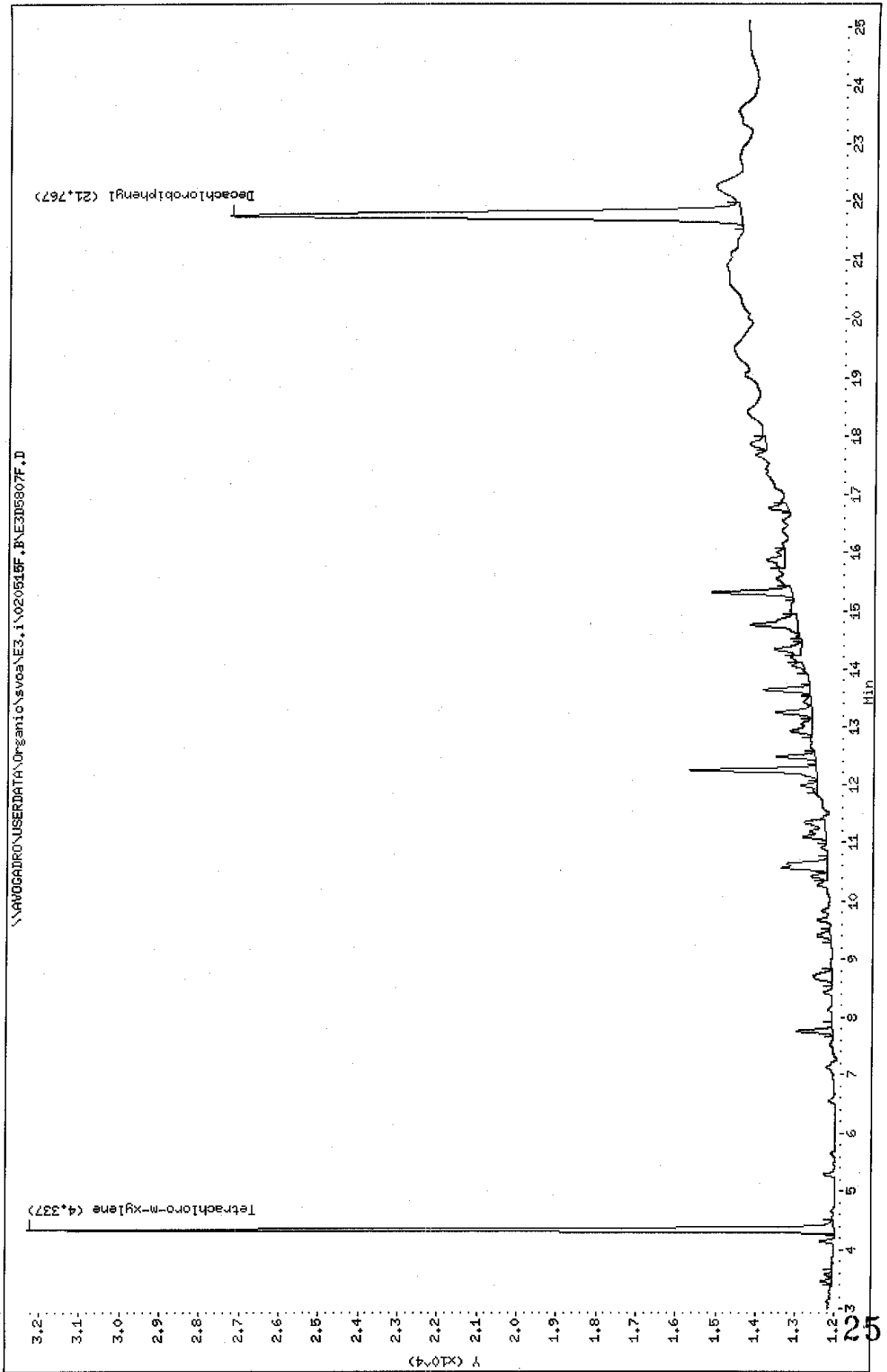
CAS NO.	COMPOUND	CONCENTRATION UNITS: (ug/L or ug/Kg) UG/KG		Q
12674-11-2-----	Aroclor-1016	36	U	
11104-28-2-----	Aroclor-1221	36	U	
11141-16-5-----	Aroclor-1232	36	U	
53469-21-9-----	Aroclor-1242	36	U	
12672-29-6-----	Aroclor-1248	36	U	
11097-69-1-----	Aroclor-1254	36	U	
11096-82-5-----	Aroclor-1260	36	U	

Data File: \\AVOCADRO\USERDATA\Organic\svoa\E3.1\020515F.B\E3D5807F.D
Date : 16-MAY-2002 07:28
Client ID: EP22
Sample Info: A0747-06A,EP22,B0615-BS1.pcb.sub,,
Volume Injected (ul): 1.0
Column phase: DB-1701

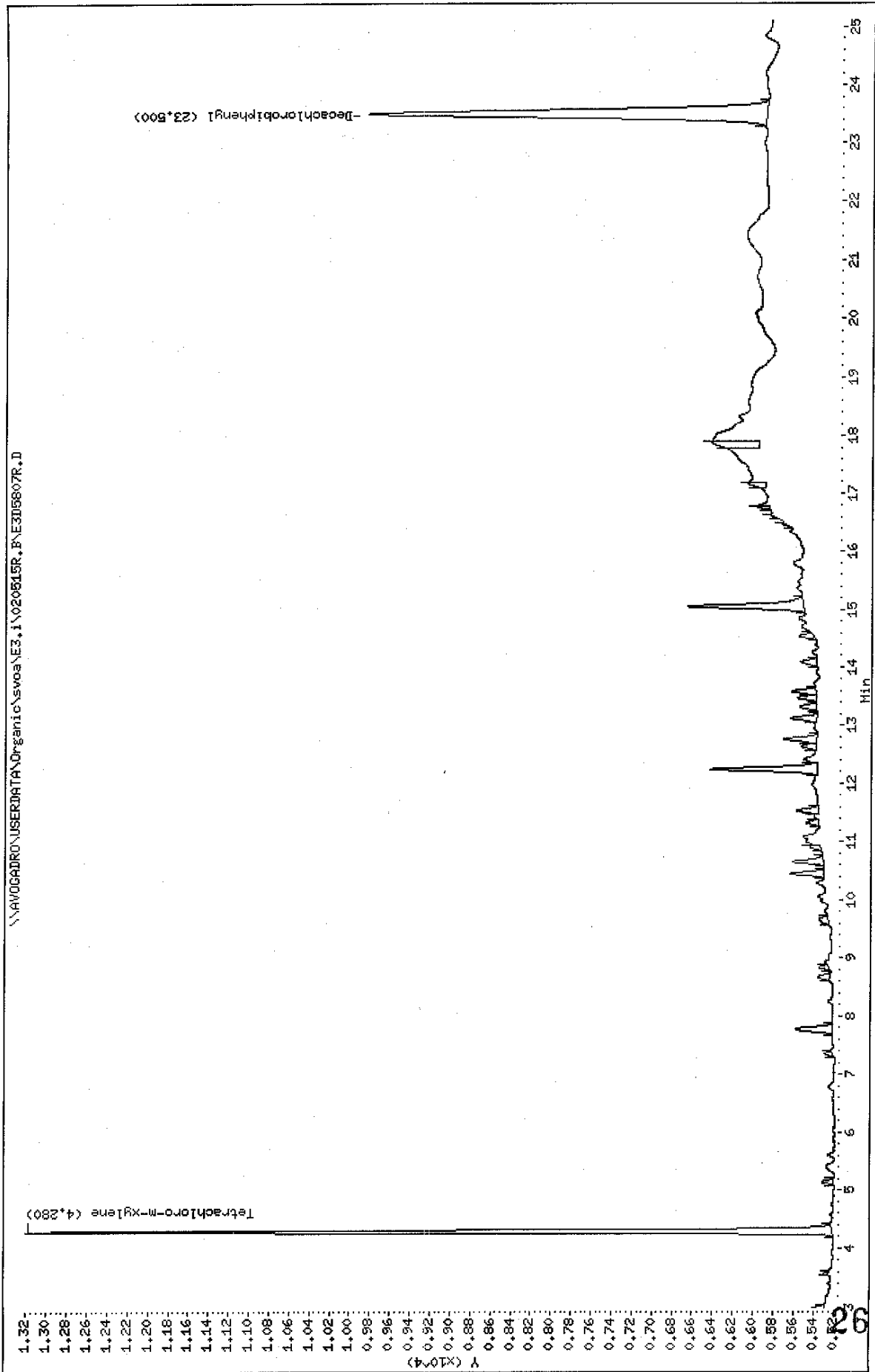
Instrument: E3.i

Operator: PETER

Column diameter: 0.53



Data File: \\AVOCADRO\USERDATA\Organic\svoa\E3.1\020515R.F\E3D5687R.D
 Date: 16-MAY-2002 07:28
 Client ID: EP22
 Sample Info: A0747-06A,EP22,B0515-881,pcb.sub.,,
 Volume Injected (uL): 1.0
 Column phase: DB-608
 Instrument: E3.i
 Operator: PETER
 Column diameter: 0.53



Data File: E3D5807F.D
 Report Date: 17-May-2002 10:01

Mitkem Corporation

Sample #1 : \\AVOGADRO\USERDATA\Organic\svoa\E3.i\020515F.B\E3D5807F.D
 Sample #2 : \\AVOGADRO\USERDATA\Organic\svoa\E3.i\020515R.B\E3D5807R.D
 Inj Date : 16-MAY-2002 07:28
 Sample Info: A0747-06A, EP22 B0515-BS1,pcb.sub,,
 Misc Info :
 Cal Date : 17-MAY-2002 09:05
 Operator : PETER
 Inst ID : E3.i
 Dil Factor : 1.000000

Method #1 : \\AVOGADRO\USERDATA\Organic\svoa\E3.i\020515F.B\E3_PCB_F.m
 Method #2 : \\AVOGADRO\USERDATA\Organic\svoa\E3.i\020515R.B\E3_PCB_R.m
 Sub List #1 : pcb.sub
 Sub List #2 : pcb.sub
 Col #1 Phase : DB-1701
 Col #2 Phase : DB-608

Concentration Formula: $Amt * DF * Uf * Vt / (Vi * Ws * (100 - M) / 100)$

Name	Value	Description
DF	1.000	Dilution Factor
Uf	1.000	Correction factor
Vt	10000.000 ✓	Volume of final extract (uL) (1000 low, 2
Vi	1.000 ✓	Volume injected (uL)
Ws	30.100 ✓	Weight of sample extracted (g)
M	9.000 ✓	% Moisture

Compound	RT#1	RT#2	Resp#1	Resp#2	Conc#1 (ug/Kg)	Conc#2 (ug/Kg)	Target Range	Ratio
Tetrachloro-m-xylene	4.337	4.280	20289	7983	13	12		100.00
Decachlorobiphenyl	21.767	23.500	12852	3944	14	16		100.00

Handwritten signature
 5/17/02

FORM 1
PCB ORGANICS ANALYSIS DATA SHEET

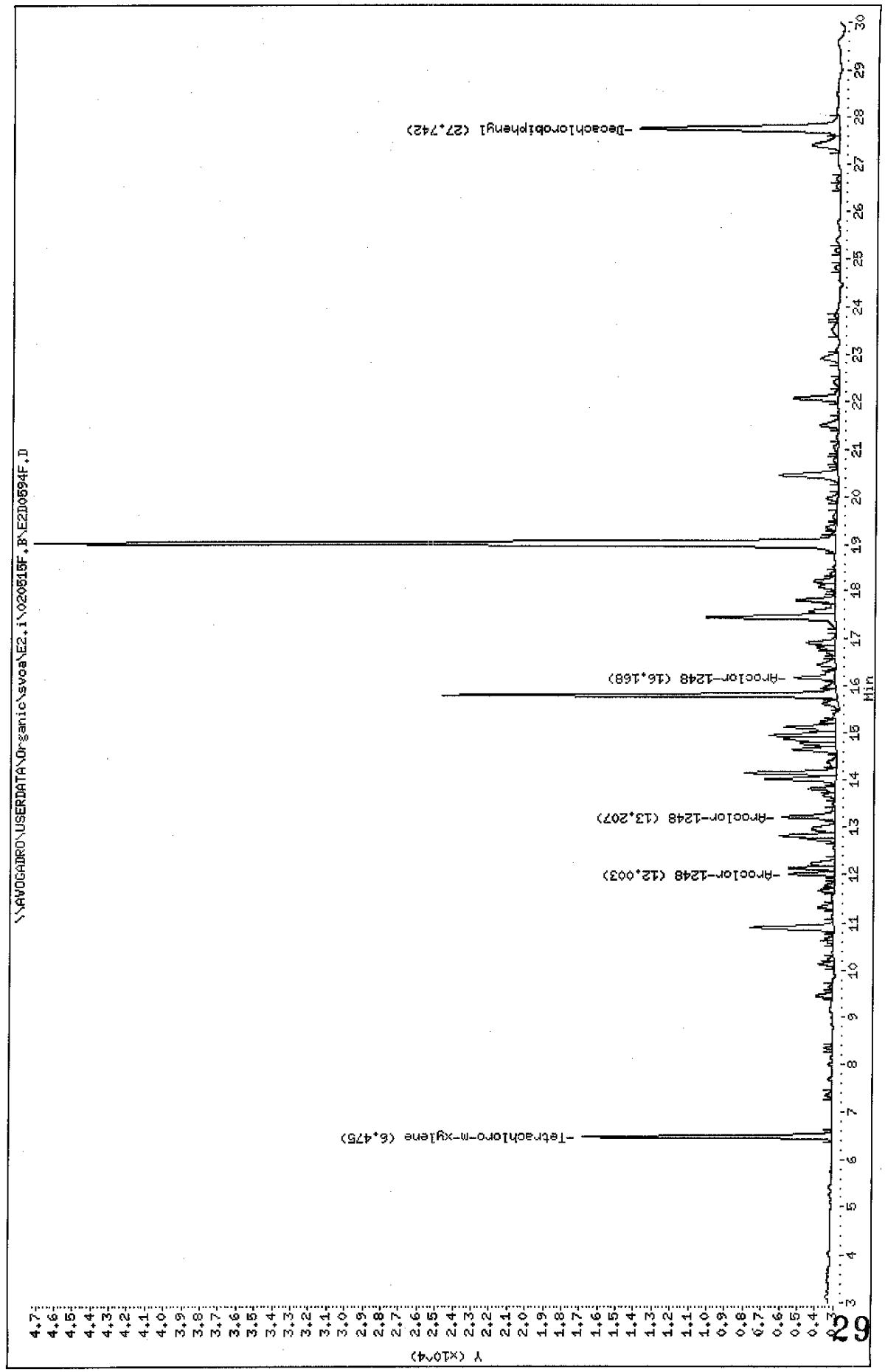
CLIENT SAMPLE NO.

EP23

Lab Name: MITKEM CORPORATION Contract:
 Lab Code: MITKEM Case No.: SAS No.: SDG No.: A0747
 Matrix: (soil/water) SOIL Lab Sample ID: A0747-08A
 Sample wt/vol: 30.2 (g/mL) G Lab File ID: E2D0594F
 % Moisture: 16 decanted: (Y/N) N Date Received: 05/15/02
 Extraction: (SepF/Cont/Sonc) SONC Date Extracted: 05/15/02
 Concentrated Extract Volume: 10000 (uL) Date Analyzed: 05/18/02
 Injection Volume: 1.0 (uL) Dilution Factor: 1.0
 GPC Cleanup: (Y/N) N pH: ___ Sulfur Cleanup: (Y/N) Y

CAS NO.	COMPOUND	CONCENTRATION UNITS:	
		(ug/L or ug/Kg)	UG/KG
12674-11-2-----	Aroclor-1016	39	U
11104-28-2-----	Aroclor-1221	39	U
11141-16-5-----	Aroclor-1232	39	U
53469-21-9-----	Aroclor-1242	39	U
12672-29-6-----	Aroclor-1248	100	
11097-69-1-----	Aroclor-1254	39	U
11096-82-5-----	Aroclor-1260	39	U

Data File: \\AVOGADRO\USERDATA\Organic\svoa\E2.i\020515F.B\E2D0894F.D
 Date: 18-MAY-2002 04:44
 Client ID: EP23
 Sample Info: A0747-08A,EP23.B0515-351.pcb.sub
 Volume Injected (ul): 1.0
 Column phase: RtxOCLPest 2
 Instrument: E2.i
 Operator: GHL
 Column diameter: 0.53



Data File: \\AVOCADRO\USERDATA\Organic\svoa\E2.1\020515R.B\E2D0594R.D

Date : 18-MAY-2002 04:44

Client ID: EP23

Sample Info: A0747-08A,EP23,B0515-B51,pob.sub

Volume Injected (uL): 1.0

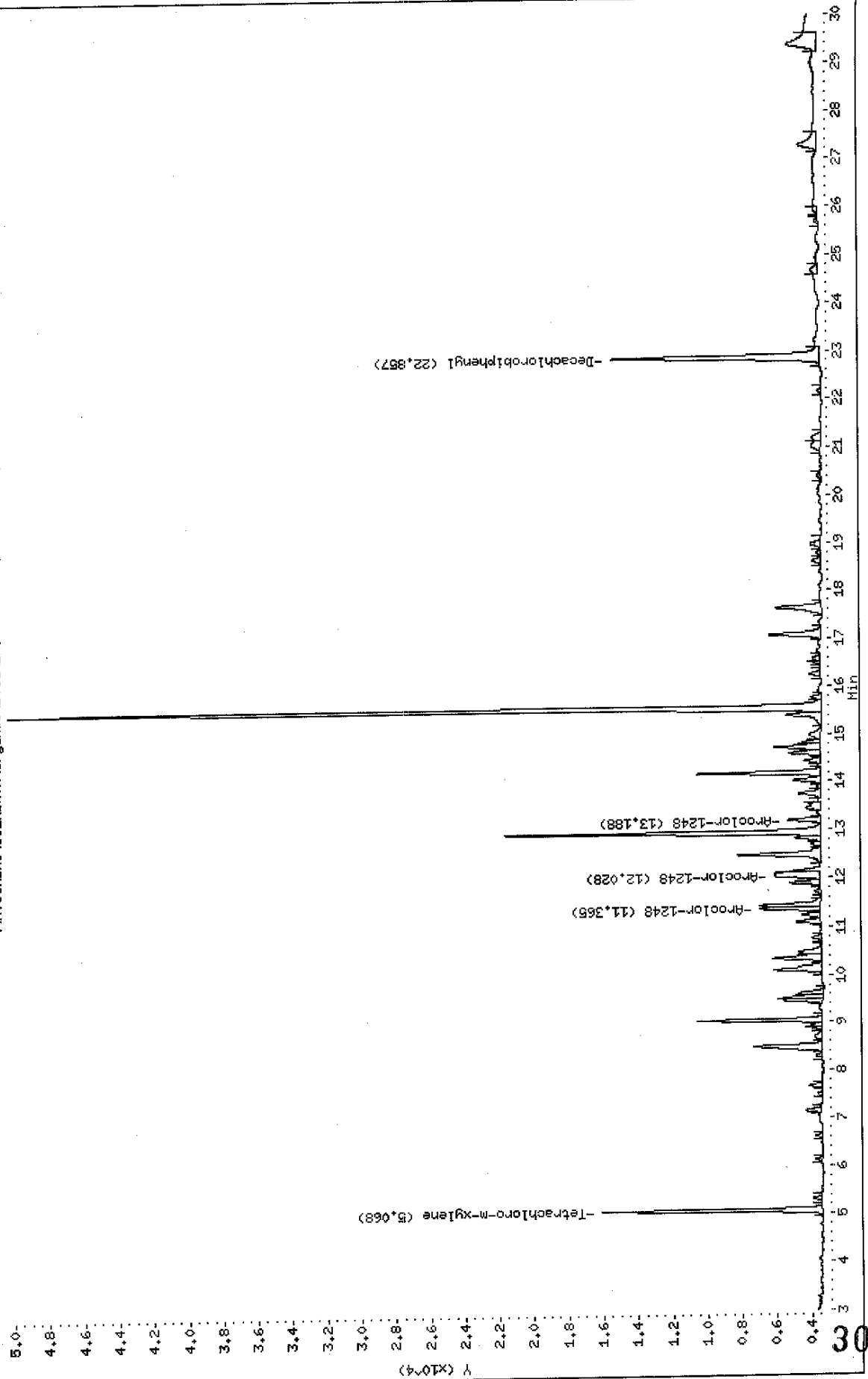
Column phase: RtxCLPPest

Instrument: E2.i

Operator: CHL

Column diameter: 0.53

\\AVOCADRO\USERDATA\Organic\svoa\E2.1\020515R.B\E2D0594R.D



Data File: E2D0594F.D
 Report Date: 20-May-2002 10:30

Mitkem Corporation

Sample #1 : \\AVOGADRO\USERDATA\Organic\svoa\E2.i\020515F.B\E2D0594F.D
 Sample #2 : \\AVOGADRO\USERDATA\Organic\svoa\E2.i\020515R.B\E2D0594R.D
 Inj Date : 18-MAY-2002 04:44
 Sample Info: A0747-08A, EP23, B0515-BS1, pcb.sub
 Misc Info : 0,,,2,,,,,15-MAY-02,15-MAY-02,A0747
 Cal Date : 20-MAY-2002 07:47
 Operator : GML
 Inst ID : E2.i
 Dil Factor : 1.000000

Method #1 : \\AVOGADRO\USERDATA\Organic\svoa\E2.i\020515F.B\E2_PCB_F.m
 Method #2 : \\AVOGADRO\USERDATA\Organic\svoa\E2.i\020515R.B\E2_PCB_R.m
 Sub List #1 : pcb.sub
 Sub List #2 : pcb.sub
 Col #1 Phase : RtxCLPPest 2
 Col #2 Phase : RtxCLPPest

Concentration Formula: $Amt * DF * Uf * Vt / (Vi * Ws * (100 - M) / 100)$

Name	Value	Description
DF	1.000	Dilution Factor
Uf	1.000	Correction factor
Vt	10000.000✓	Volume of final extract (uL) (1000 low, 2
Vi	1.000	Volume injected (uL)
Ws	30.200✓	Weight of sample extracted (g)
M	16.000✓	% Moisture

Compound	RT#1	RT#2	Resp#1	Resp#2	Conc#1 (ug/Kg)	Conc#2 (ug/Kg)	Target Range	Ratio
Tetrachloro-m-xylene	6.475	5.068	13739	12708	16	15		100.00
Decachlorobiphenyl	27.742	22.857	10980	11981	17	17		100.00
Aroclor-1248	12.003	11.365	2523	3467	91	100	80.00- 120.00	100.00
	13.207	12.028	2927	2668	98	110	90.53- 130.53	116.01
	16.168	13.188	2296	1877	120	110	51.03- 91.03	91.00
Average of Peak Amounts =					100✓	110		

Handwritten signature
 5/20/02

FORM 1
PCB ORGANICS ANALYSIS DATA SHEET

CLIENT SAMPLE NO.

EP24

Lab Name: MITKEM CORPORATION Contract:
 Lab Code: MITKEM Case No.: SAS No.: SDG No.: A0747
 Matrix: (soil/water) SOIL Lab Sample ID: A0747-01A
 Sample wt/vol: 30.5 (g/mL) G Lab File ID: E3D5802F
 % Moisture: 18 decanted: (Y/N) N Date Received: 05/15/02
 Extraction: (SepF/Cont/Sonc) SONC Date Extracted: 05/15/02
 Concentrated Extract Volume: 10000 (uL) Date Analyzed: 05/16/02
 Injection Volume: 1.0 (uL) Dilution Factor: 1.0
 GPC Cleanup: (Y/N) N pH: Sulfur Cleanup: (Y/N) Y

CAS NO. COMPOUND CONCENTRATION UNITS:
(ug/L or ug/Kg) UG/KG Q

12674-11-2-----	Aroclor-1016	40	U
11104-28-2-----	Aroclor-1221	40	U
11141-16-5-----	Aroclor-1232	40	U
53469-21-9-----	Aroclor-1242	40	U
12672-29-6-----	Aroclor-1248	310	
11097-69-1-----	Aroclor-1254	40	U
11096-82-5-----	Aroclor-1260	40	U

Data File: \\NAVOGADRON\USERDATA\Organic\svoa\E3.i\020515F.BAE3D58802F.D

Date: 16-MAY-2002 09:06

Client ID: EP24

Sample Info: A0747-01A,EP24,B0515-BS1,pob,sub,,

Volume Injected (uL): 1.0

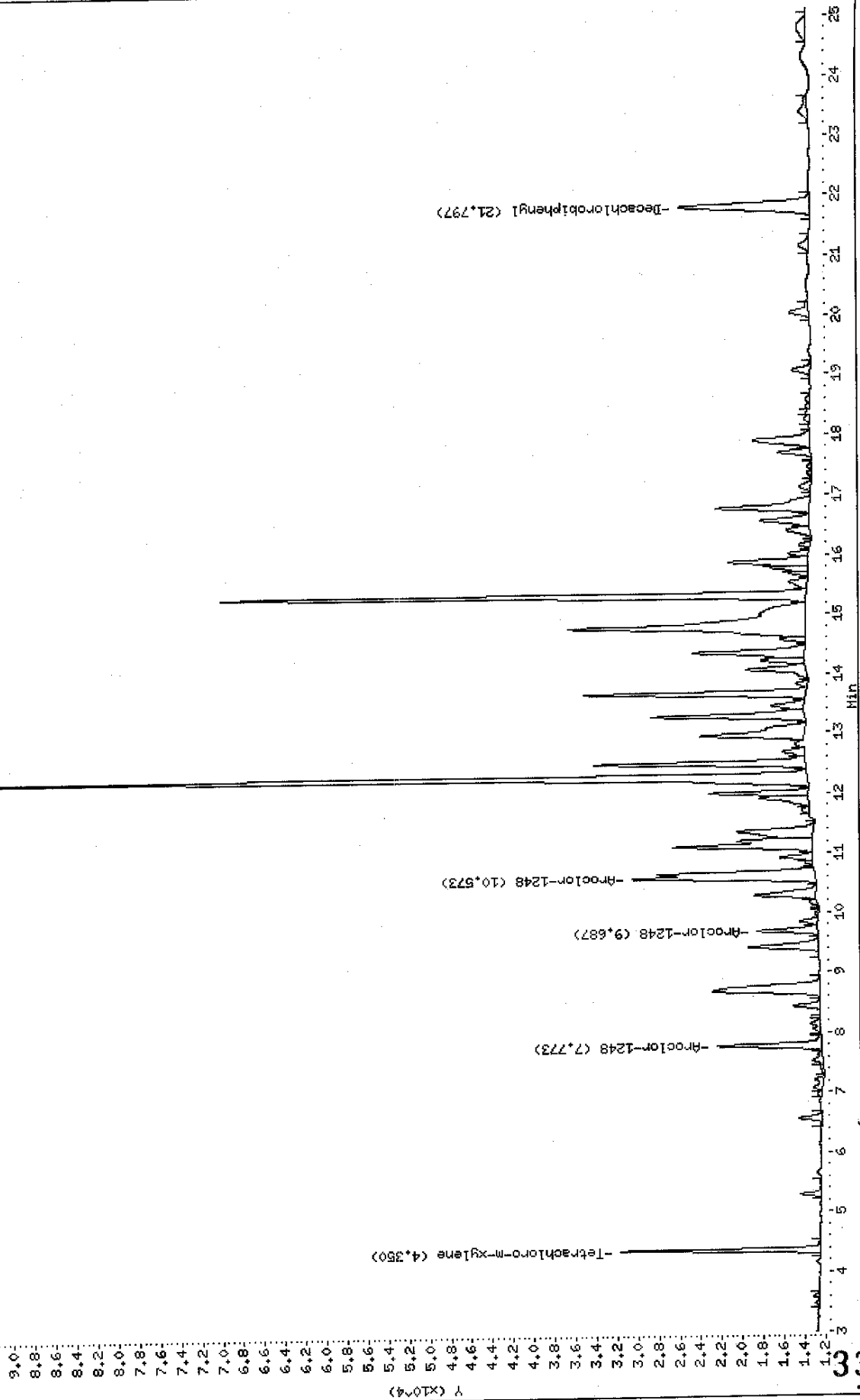
Column phase: DB-1701

Instrument: E3.i

Operator: PETER

Column diameter: 0.53

\\NAVOGADRON\USERDATA\Organic\svoa\E3.i\020515F.BAE3D58802F.D



Data File: \\AVOCADRO\USERDATA\Organic\svoa\E3.i\020515R.B\E3D6602R.D

Date : 16-MAY-2002 05:06

Client ID: EP24

Sample Info: R0747-01A,EP24,B0515-B01.pcb.sub,,

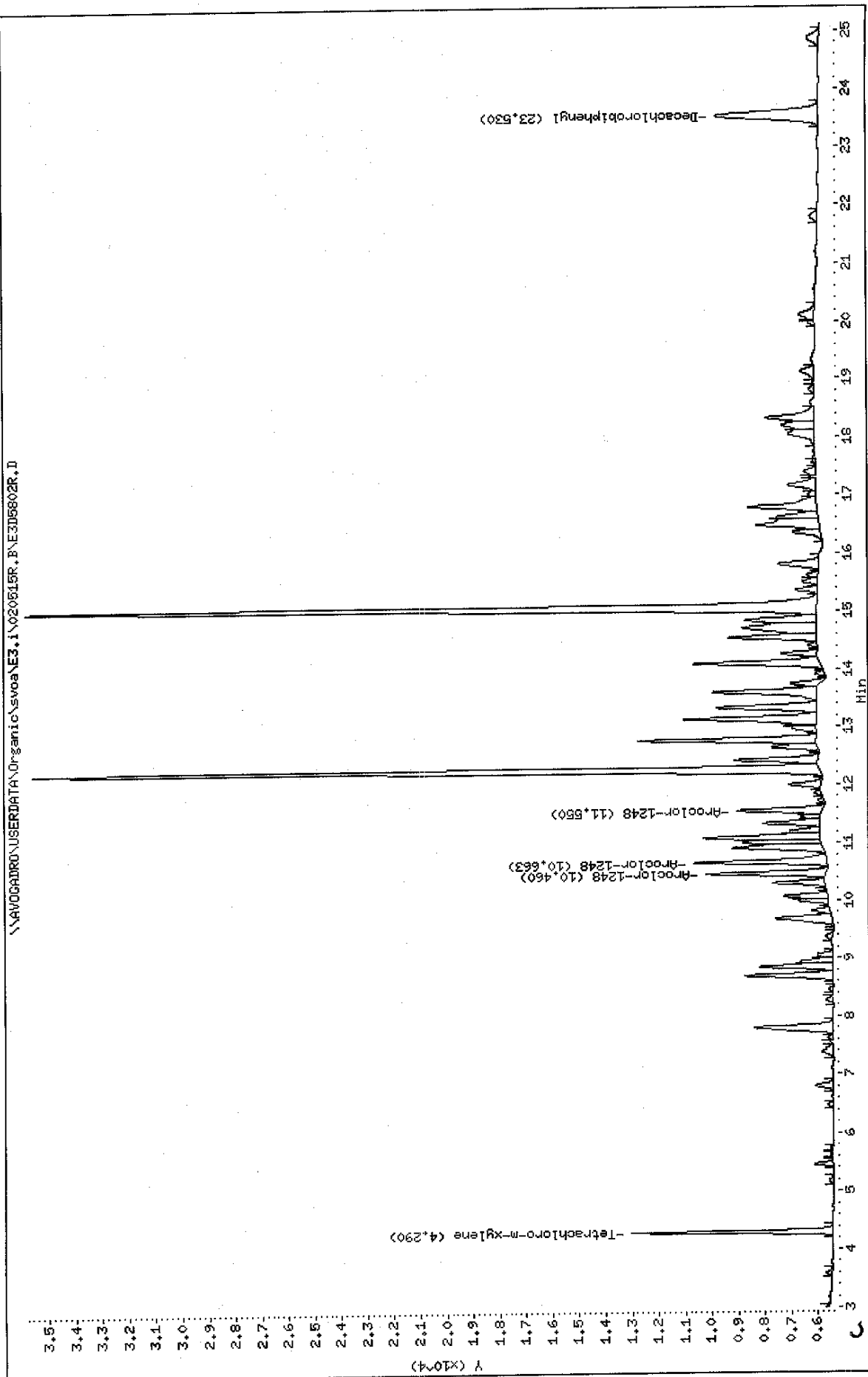
Volume Injected (uL): 1.0

Column phase: DB-608

Instrument: E3.1

Operator: PETER

Column diameter: 0.53



Data File: E3D5802F.D
 Report Date: 17-May-2002 10:01

Mitkem Corporation

Sample #1 : \\AVOGADRO\USERDATA\Organic\svoa\E3.i\020515F.B\E3D5802F.D
 Sample #2 : \\AVOGADRO\USERDATA\Organic\svoa\E3.i\020515R.B\E3D5802R.D
 Inj Date : 16-MAY-2002 05:06
 Sample Info: A0747-01A(EP24) B0515-BS1,pcb.sub,,
 Misc Info :
 Cal Date : 17-MAY-2002 09:05
 Operator : PETER
 Inst ID : E3.i
 Dil Factor : 1.000000

Method #1 : \\AVOGADRO\USERDATA\Organic\svoa\E3.i\020515F.B\E3_PCB_F.m
 Method #2 : \\AVOGADRO\USERDATA\Organic\svoa\E3.i\020515R.B\E3_PCB_R.m
 Sub List #1 : pcb.sub
 Sub List #2 : pcb.sub
 Col #1 Phase : DB-1701
 Col #2 Phase : DB-608

Concentration Formula: $Amt * DF * Uf * Vt / (Vi * Ws * (100 - M) / 100)$

Name	Value	Description
DF	1.000	Dilution Factor
Uf	1.000	Correction factor
Vt	10000.000✓	Volume of final extract (uL) (1000 low, 2
Vi	1.000	Volume injected (uL)
Ws	30.500✓	Weight of sample extracted (g)
M	18.000✓	% Moisture

Compound	RT#1	RT#2	Resp#1	Resp#2	Conc#1 (ug/Kg)	Conc#2 (ug/Kg)	Target Range	Ratio
Tetrachloro-m-xylene	4.350	4.290	19180	7593	14	13		100.00
Decachlorobiphenyl	21.797	23.530	12652	3879	15	17		100.00
Aroclor-1248	7.773	10.460	9988	4495	240	330	80.00- 120.00	100.00
	9.687	10.663	5858	5018	130	360	62.81- 102.81	58.65
	10.573	11.550	17612	3209	420	240	94.53- 134.53	176.33
Average of Peak Amounts =					260✓	310		

5/17/02

FORM 1
PCB ORGANICS ANALYSIS DATA SHEET

CLIENT SAMPLE NO.

EP25

Lab Name: MITKEM CORPORATION Contract:
 Lab Code: MITKEM Case No.: SAS No.: SDG No.: A0747
 Matrix: (soil/water) SOIL Lab Sample ID: A0747-02A
 Sample wt/vol: 30.2 (g/mL) G Lab File ID: E3D5803F
 % Moisture: 16 decanted: (Y/N) N Date Received: 05/15/02
 Extraction: (SepF/Cont/Sonc) SONC Date Extracted: 05/15/02
 Concentrated Extract Volume: 10000 (uL) Date Analyzed: 05/16/02
 Injection Volume: 1.0 (uL) Dilution Factor: 1.0
 GPC Cleanup: (Y/N) N pH: Sulfur Cleanup: (Y/N) Y

CAS NO. COMPOUND CONCENTRATION UNITS:
(ug/L or ug/Kg) UG/KG Q

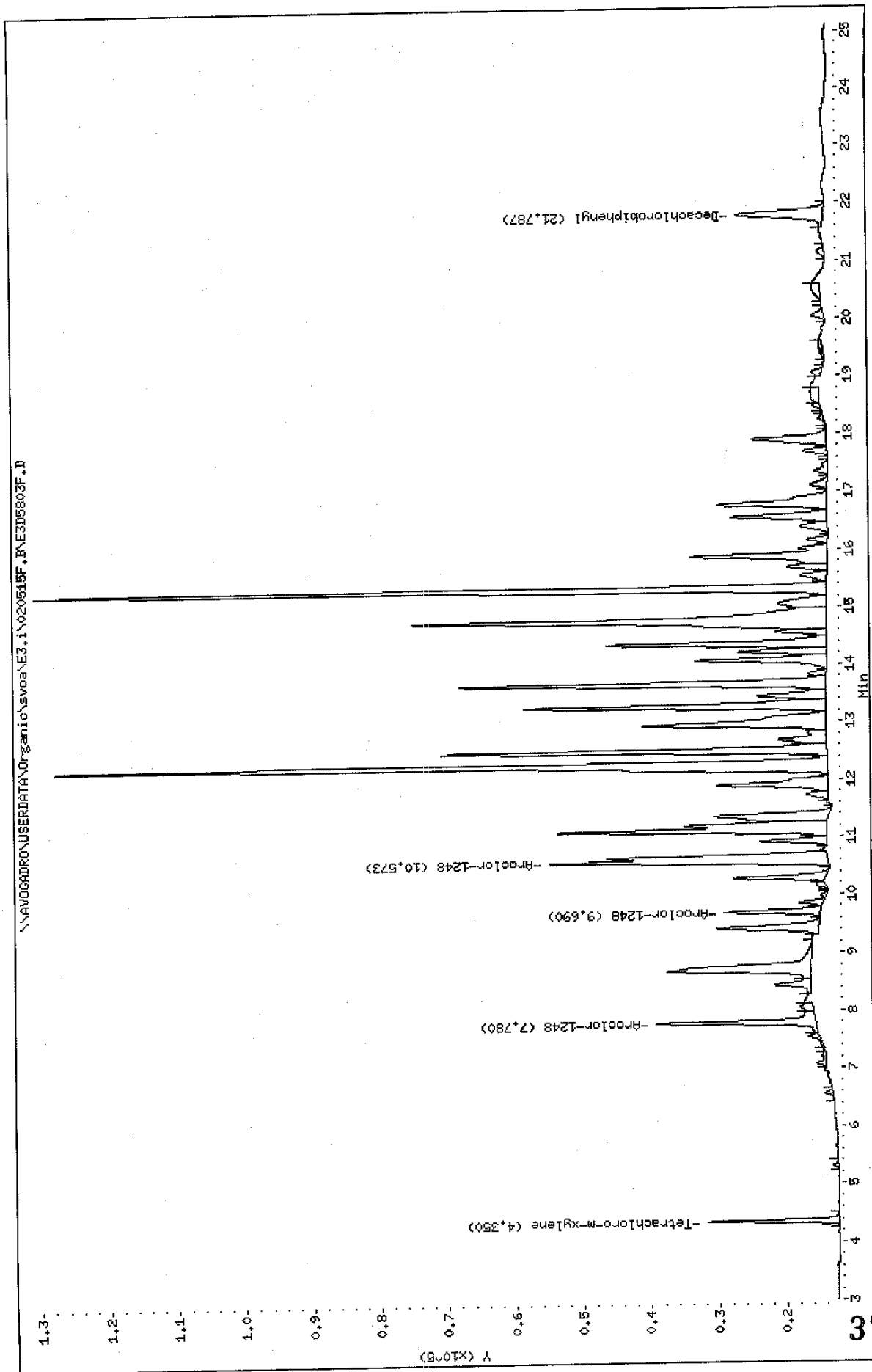
12674-11-2-----	Aroclor-1016	39	U
11104-28-2-----	Aroclor-1221	39	U
11141-16-5-----	Aroclor-1232	39	U
53469-21-9-----	Aroclor-1242	39	U
12672-29-6-----	Aroclor-1248	750	
11097-69-1-----	Aroclor-1254	39	U
11096-82-5-----	Aroclor-1260	39	U

Data File: \\AVOCADRO\USERDATA\Organic\svoa\E3.1\020515F.1\A.E3D8603F.D
Date : 16-MAY-2002 05:35
Client ID: EP25
Sample Info: A0747-02A,EP25,B0515-B51,pcb,sub,,
Volume Injected (ul): 1.0
Column phase: DB-1701

Instrument: E3.1

Operator: PETER

Column diameter: 0.53



Data File: \\AVOCADRON\USERDATA\Organic\svoa\ES3.1\020615R,B\E3D5803R.D

Date: 16-MAY-2002 05:35

Client ID: EP25

Sample Info: A0747-02A,EP25,B0515-B51,pcb.sub,,

Volume Injected (uL): 1.0

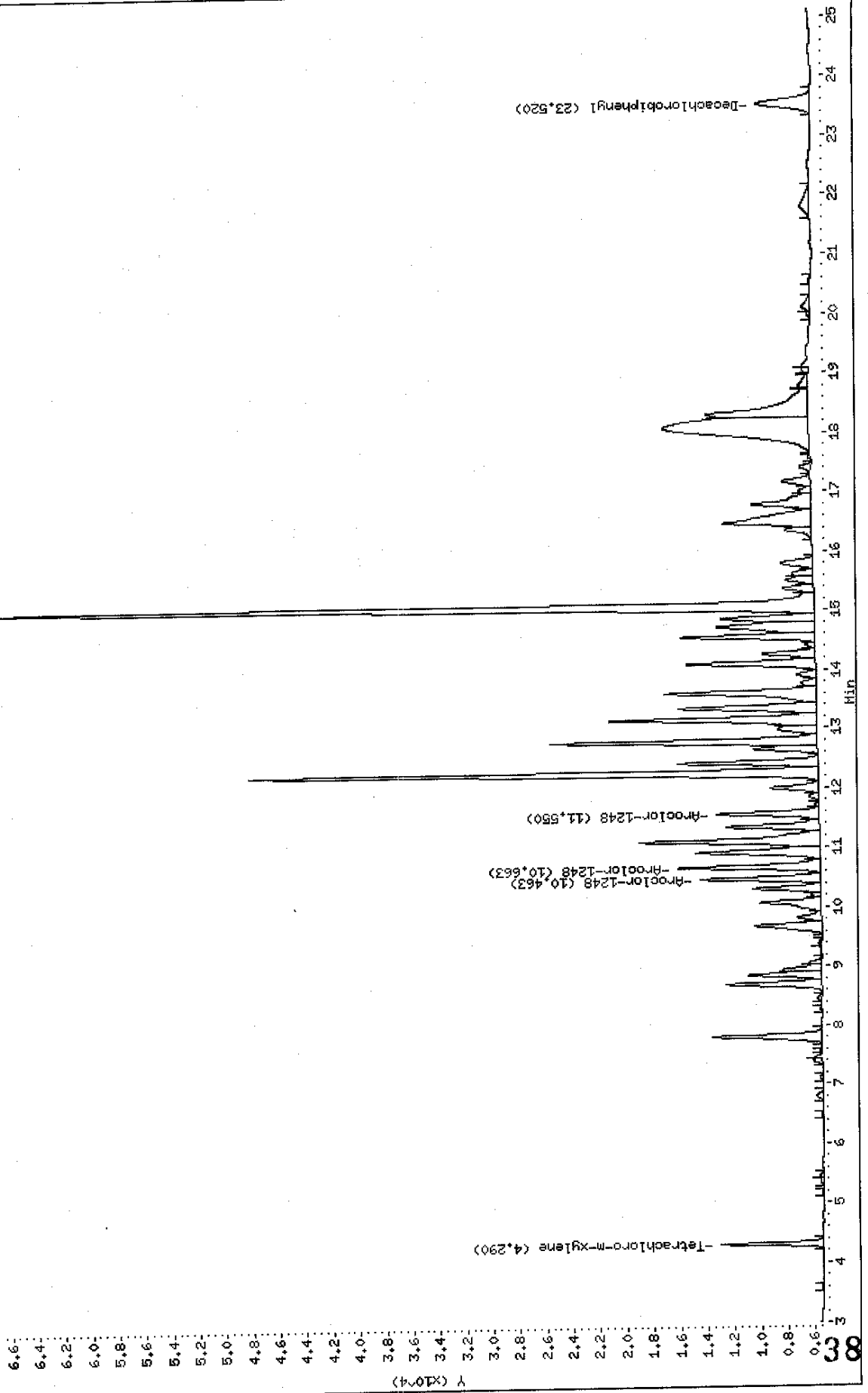
Column phase: DB-608

Instrument: E3.1

Operator: PETER

Column diameter: 0.53

\\AVOCADRON\USERDATA\Organic\svoa\ES3.1\020615R,B\E3D5803R.D



Data File: E3D5803F.D
 Report Date: 17-May-2002 10:01

Mitkem Corporation

Sample #1 : \\AVOGADRO\USERDATA\Organic\svoa\E3.i\020515F.B\E3D5803F.D
 Sample #2 : \\AVOGADRO\USERDATA\Organic\svoa\E3.i\020515R.B\E3D5803R.D
 Inj Date : 16-MAY-2002 05:35
 Sample Info: A0747-02A(EP25),B0515-BS1,pcb.sub,,
 Misc Info :
 Cal Date : 17-MAY-2002 09:05
 Operator : PETER
 Inst ID : E3.i
 Dil Factor : 1.000000

Method #1 : \\AVOGADRO\USERDATA\Organic\svoa\E3.i\020515F.B\E3_PCB_F.m
 Method #2 : \\AVOGADRO\USERDATA\Organic\svoa\E3.i\020515R.B\E3_PCB_R.m
 Sub List #1 : pcb.sub
 Sub List #2 : pcb.sub
 Col #1 Phase : DB-1701
 Col #2 Phase : DB-608

Concentration Formula: $\text{Amt} * \text{DF} * \text{Uf} * \text{Vt} / (\text{Vi} * \text{Ws} * (100 - \text{M}) / 100)$

Name	Value	Description
DF	1.000	Dilution Factor
Uf	1.000	Correction factor
Vt	10000.000	Volume of final extract (uL) (1000 low, 2
Vi	1.000	Volume injected (uL)
Ws	30.200	Weight of sample extracted (g)
M	16.000	% Moisture

Compound	RT#1	RT#2	Resp#1	Resp#2	Conc#1 (ug/Kg)	Conc#2 (ug/Kg)	Target Range	Ratio
Tetrachloro-m-xylene	4.350	4.290	19435	7706	14	13		100.00
Decachlorobiphenyl	21.787	23.520	12941	3981	15	17		100.00
Aroclor-1248	7.780	10.463	23673	8968	690	740	80.00- 120.00	100.00
	9.690	10.663	14248	10592	440	850	62.81- 102.81	60.19
	10.573	11.550	41295	7717	1100	650	94.53- 134.53	174.44
Average of Peak Amounts =					740	750		

Handwritten signature
 5/17/02

FORM 1
PCB ORGANICS ANALYSIS DATA SHEET

CLIENT SAMPLE NO.

EP26

Lab Name: MITKEM CORPORATION Contract: _____
 Lab Code: MITKEM Case No.: _____ SAS No.: _____ SDG No.: A0747
 Matrix: (soil/water) SOIL Lab Sample ID: A0747-03A
 Sample wt/vol: 30.2 (g/mL) G Lab File ID: E3D5804F
 % Moisture: 18 decanted: (Y/N) N Date Received: 05/15/02
 Extraction: (SepF/Cont/Sonc) SONC Date Extracted: 05/15/02
 Concentrated Extract Volume: 10000 (uL) Date Analyzed: 05/16/02
 Injection Volume: 1.0 (uL) Dilution Factor: 1.0
 GPC Cleanup: (Y/N) N pH: _____ Sulfur Cleanup: (Y/N) Y

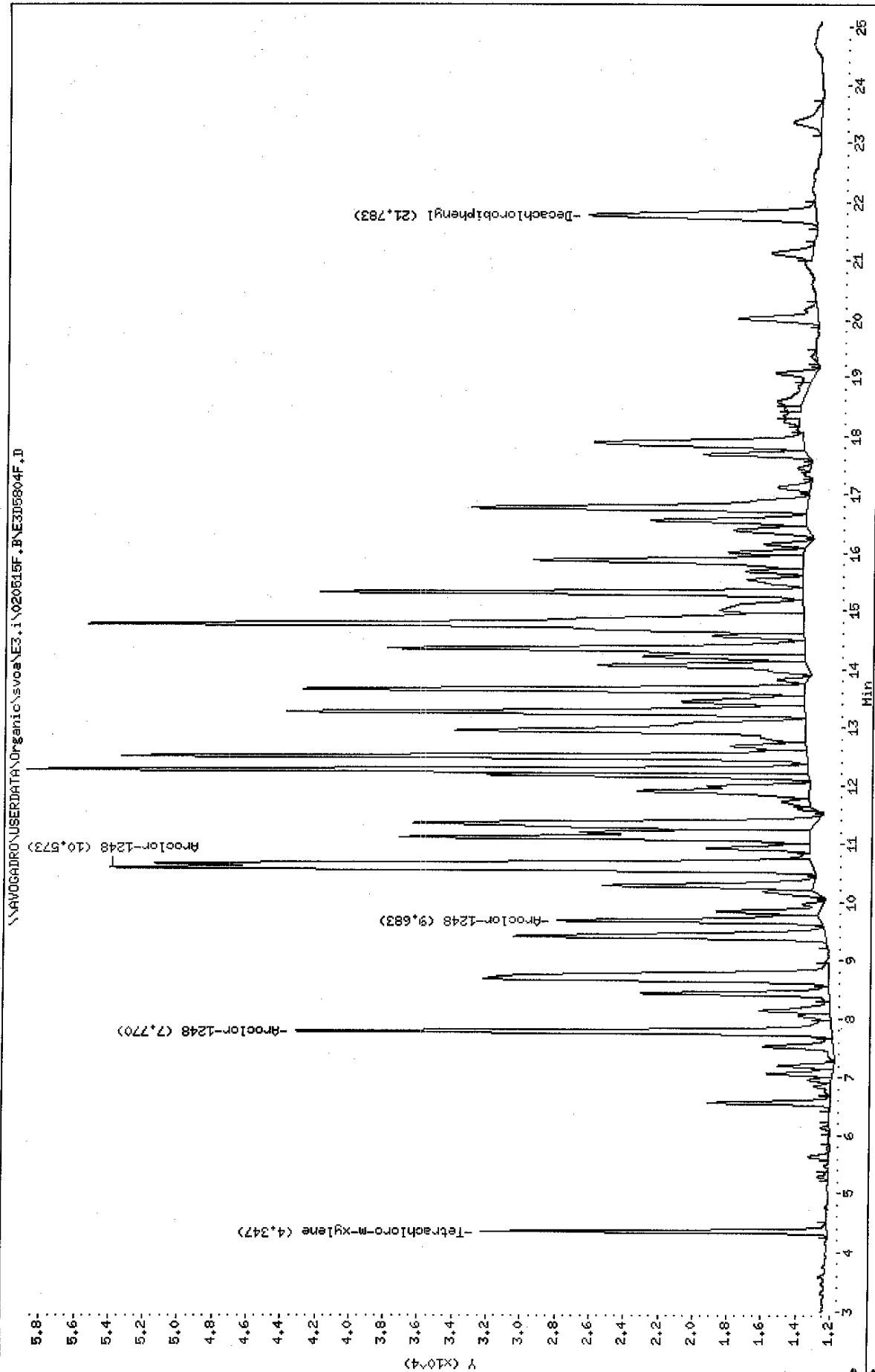
CAS NO.	COMPOUND	CONCENTRATION UNITS: (ug/L or ug/Kg) UG/KG	
12674-11-2-----	Aroclor-1016	40	U
11104-28-2-----	Aroclor-1221	40	U
11141-16-5-----	Aroclor-1232	40	U
53469-21-9-----	Aroclor-1242	40	U
12672-29-6-----	Aroclor-1248	980	U
11097-69-1-----	Aroclor-1254	40	U
11096-82-5-----	Aroclor-1260	40	U

Data File: \\AVOCADRO\USERDATA\Organic\svoc\E3.1\020615F.B\AE3D5804F.D
Date : 16-MAY-2002 06:03
Client ID: EP26
Sample Info: A0747-03A,EP26,B0615-BS1,pcb,sub,,
Volume Injected (uL): 1.0
Column phase: DB-1701

Instrument: E3.1

Operator: PETER

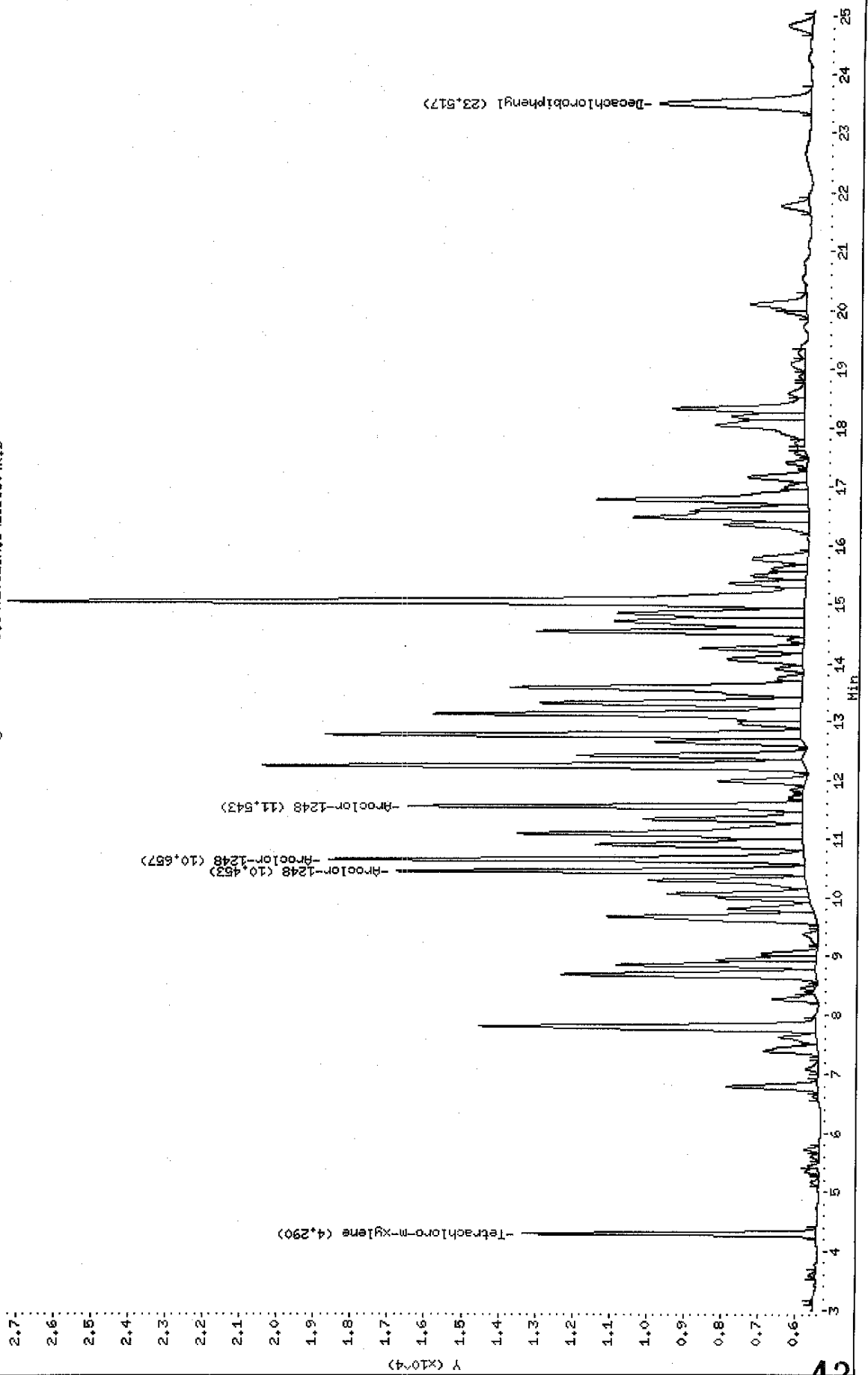
Column diameter: 0.53



Data File: \\AVOCADRO\USERDATA\Organic\svoc\NE3.1\020515R.F\E3D5804R.D
Date : 16-MAY-2002 06:03
Client ID: EP26
Sample Info: A0747-03A,EP26,B0515-BS1,pcob.sub,,
Volume Injected (uL): 1.0
Column phase: DB-608

Instrument: E3.i
Operator: PETER
Column diameter: 0.53

\\AVOCADRO\USERDATA\Organic\svoc\NE3.1\020515R.F\E3D5804R.D



Data File: E3D5804F.D
 Report Date: 17-May-2002 10:01

Mitkem Corporation

Sample #1 : \\AVOGADRO\USERDATA\Organic\svoa\E3.i\020515F.B\E3D5804F.D
 Sample #2 : \\AVOGADRO\USERDATA\Organic\svoa\E3.i\020515R.B\E3D5804R.D
 Inj Date : 16-MAY-2002 06:03
 Sample Info: A0747-03A, EP26, B0515-BS1, pcb.sub,,
 Misc Info :
 Cal Date : 17-MAY-2002 09:05
 Operator : PETER
 Inst ID : E3.i
 Dil Factor : 1.000000

Method #1 : \\AVOGADRO\USERDATA\Organic\svoa\E3.i\020515F.B\E3_PCB_F.m
 Method #2 : \\AVOGADRO\USERDATA\Organic\svoa\E3.i\020515R.B\E3_PCB_R.m
 Sub List #1 : pcb.sub
 Sub List #2 : pcb.sub
 Col #1 Phase : DB-1701
 Col #2 Phase : DB-608

Concentration Formula: $Amt * DF * Uf * Vt / (Vi * Ws * (100 - M) / 100)$

Name	Value	Description
DF	1.000	Dilution Factor
Uf	1.000	Correction factor
Vt	10000.000	Volume of final extract (uL) (1000 low, 2
Vi	1.000	Volume injected (uL)
Ws	30.200	Weight of sample extracted (g)
M	18.000	% Moisture

Compound	RT#1	RT#2	Resp#1	Resp#2	Conc#1 (ug/Kg)	Conc#2 (ug/Kg)	Target Range	Ratio
Tetrachloro-m-xylene	4.347	4.290	20085	7894	14	14		100.00
Decachlorobiphenyl	21.783	23.517	13241	4080	16	18		100.00
Aroclor-1248	7.770	10.453	31218	11024	960	950	80.00- 120.00	100.00
	9.683	10.657	15325	12856	490	1100	62.81- 102.81	49.09
	10.573	11.543	40944	10628	1100	940	94.53- 134.53	131.16
Average of Peak Amounts =					850	1000		

860 950

SB
5/20/02

5/17/02

FORM 1
PCB ORGANICS ANALYSIS DATA SHEET

CLIENT SAMPLE NO.

EP27

Lab Name: MITKEM CORPORATION Contract:
 Lab Code: MITKEM Case No.: SAS No.: SDG No.: A0747
 Matrix: (soil/water) SOIL Lab Sample ID: A0747-07A
 Sample wt/vol: 30.1 (g/mL) G Lab File ID: E2D0593F
 % Moisture: 19 decanted: (Y/N) N Date Received: 05/15/02
 Extraction: (SepF/Cont/Sonc) SONC Date Extracted: 05/15/02
 Concentrated Extract Volume: 10000 (uL) Date Analyzed: 05/18/02
 Injection Volume: 1.0 (uL) Dilution Factor: 10.0
 GPC Cleanup: (Y/N) N pH: ____ Sulfur Cleanup: (Y/N) Y

CAS NO.	COMPOUND	CONCENTRATION UNITS: (ug/L or ug/Kg) UG/KG		Q
12674-11-2-----	Aroclor-1016	410	U	
11104-28-2-----	Aroclor-1221	410	U	
11141-16-5-----	Aroclor-1232	410	U	
53469-21-9-----	Aroclor-1242	410	U	
12672-29-6-----	Aroclor-1248	3500		
11097-69-1-----	Aroclor-1254	410	U	
11096-82-5-----	Aroclor-1260	410	U	

Data File: \\AVOCADRO\USERDATA\Organic\svoa\E2,1\020615F,BNE2D0593F.D

Date : 18-MAY-2002 04:12

Client ID: EP27

Sample Info: A0747-07A,EP27,B0515-BS1,pob.sub,,10

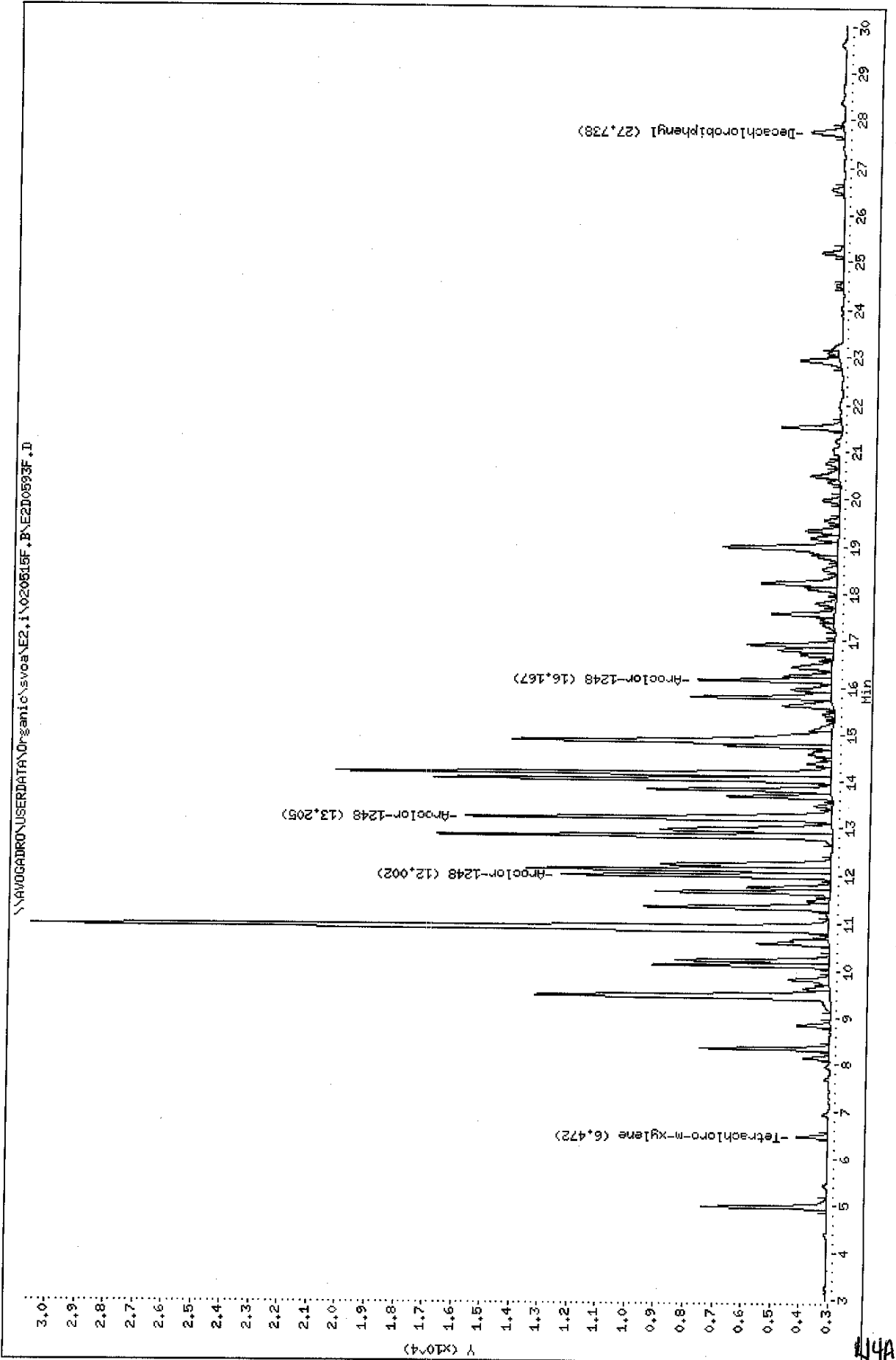
Volume Injected (ul): 1.0

Column phase: RtxCLPPest 2

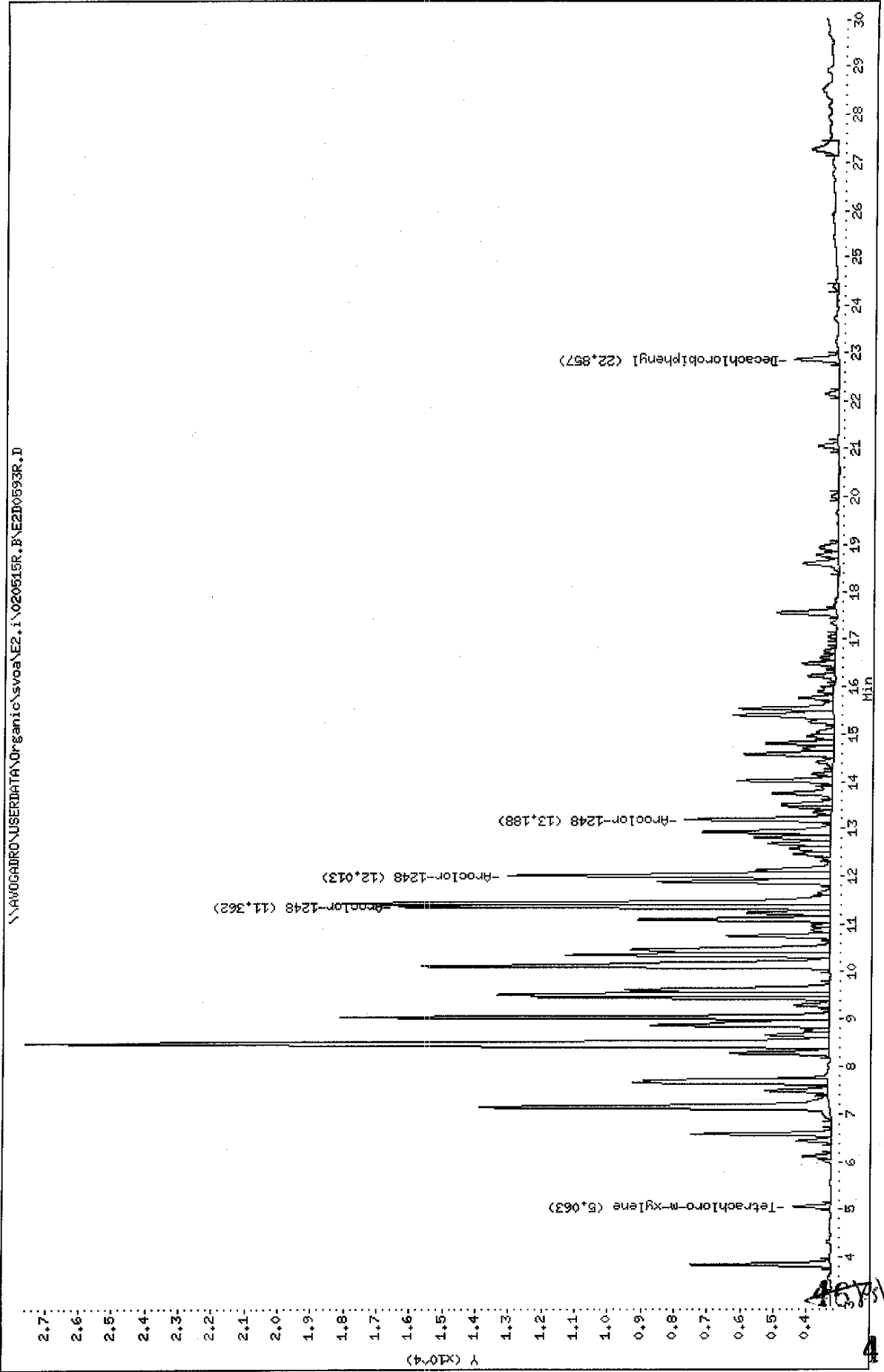
Instrument: E2.i

Operator: GHL

Column diameter: 0.53



Data File: \\AV0680R0\USERDATA\Organic\svoa\E2.i\020515R.B\E2D0593R.D
Date: 18-MAY-2002 04:12
Client ID: EP27
Sample Info: A0747-07A, EP27, B0515-BS1, pcb.sub., 10
Volume Injected (uL): 1.0
Column phase: RtxCLPPest
Instrument: E2.i
Operator: GHL
Column diameter: 0.53



45
457/12/02

Data File: E2D0593F.D
 Report Date: 20-May-2002 10:30

Mitkem Corporation

Sample #1 : \\AVOGADRO\USERDATA\Organic\svoa\E2.i\020515F.B\E2D0593F.D
 Sample #2 : \\AVOGADRO\USERDATA\Organic\svoa\E2.i\020515R.B\E2D0593R.D
 Inj Date : 18-MAY-2002-04-12
 Sample Info: A0747-07A, EP27, B0515-BS1, pcb.sub, 10
 Misc Info : 0,,,2,,,,,15-MAY-02,15-MAY-02,A0747
 Cal Date : 20-MAY-2002 07:47
 Operator : GML
 Inst ID : E2.i
 Dil Factor : 10.000000

Method #1 : \\AVOGADRO\USERDATA\Organic\svoa\E2.i\020515F.B\E2_PCB_F.m
 Method #2 : \\AVOGADRO\USERDATA\Organic\svoa\E2.i\020515R.B\E2_PCB_R.m
 Sub List #1 : pcb.sub
 Sub List #2 : pcb.sub
 Col #1 Phase : RtxCLPPest 2
 Col #2 Phase : RtxCLPPest

Concentration Formula: $Amt * DF * Uf * Vt / (Vi * Ws * (100 - M) / 100)$

Name	Value	Description
DF	10.000	Dilution Factor
Uf	1.000	Correction factor
Vt	10000.000	Volume of final extract (uL) (1000 low, 2
Vi	1.000	Volume injected (uL)
Ws	30.100	Weight of sample extracted (g)
M	19.000	% Moisture

Compound	RT#1	RT#2	Resp#1	Resp#2	Conc#1 (ug/Kg)	Conc#2 (ug/Kg)	Target Range	Ratio
Tetrachloro-m-xylene	6.472	5.063	1091	1125	13	14		100.00 (a)
Decachlorobiphenyl	27.738	22.857	1161	1311	18	20		100.00 (a)
Aroclor-1248	12.002	11.362	9284	13022	3500	4100	80.00- 120.00	100.00
	13.205	12.013	12645	9732	4400	4200	90.53- 130.53	136.20
	16.167	13.188	4614	4400	2500	2800	51.03- 91.03	49.70
Average of Peak Amounts =					3500	3700		

QC Flag Legend

a - Target compound detected but, quantitated amount
 Below Limit Of Quantitation(BLOQ).

7
 5/20/02

FORM 1
PCB ORGANICS ANALYSIS DATA SHEET

CLIENT SAMPLE NO.

P31NE5S1

Lab Name: MITKEM CORPORATION Contract:
 Lab Code: MITKEM Case No.: SAS No.: SDG No.: A0747
 Matrix: (soil/water) SOIL Lab Sample ID: A0747-12A
 Sample wt/vol: 30.2 (g/mL) G Lab File ID: E2D0598F
 % Moisture: 31 decanted: (Y/N) N Date Received: 05/15/02
 Extraction: (SepF/Cont/Sonc) SONC Date Extracted: 05/15/02
 Concentrated Extract Volume: 10000 (uL) Date Analyzed: 05/18/02
 Injection Volume: 1.0 (uL) Dilution Factor: 1.0
 GPC Cleanup: (Y/N) N pH: ____ Sulfur Cleanup: (Y/N) Y

CAS NO. COMPOUND CONCENTRATION UNITS:
 (ug/L or ug/Kg) UG/KG Q

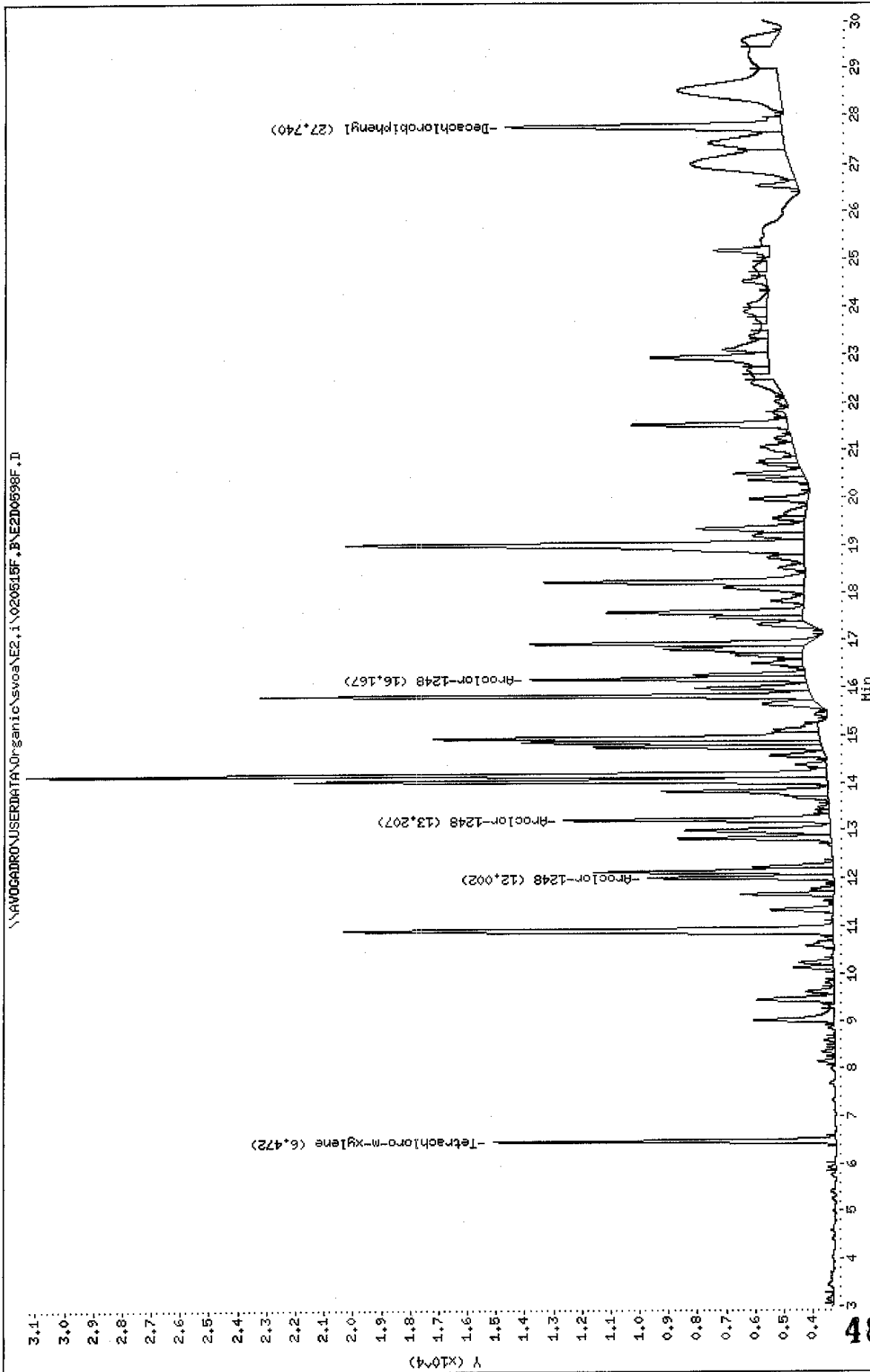
12674-11-2-----	Aroclor-1016	48	U
11104-28-2-----	Aroclor-1221	48	U
11141-16-5-----	Aroclor-1232	48	U
53469-21-9-----	Aroclor-1242	48	U
12672-29-6-----	Aroclor-1248	420	
11097-69-1-----	Aroclor-1254	48	U
11096-82-5-----	Aroclor-1260	48	U

Data File: \\AVOCADRO\USERDATA\Organic\svoa\E2.i\020615F.B\E2D0598F.D
Date : 18-MAY-2002 06:56
Client ID: P31NE551
Sample Info: A0747-12A,P31NE551,B0615-BS1,pcb.sub
Volume Injected (ul): 1.0
Column phase: RtxCLPest 2

Instrument: E2.i

Operator: GML

Column diameter: 0.53



Data File: \\AVOCADRO\USERDATA\Organic\svosa\E2.i\020515R.B\E2I0598R.D

Date : 18-May-2002 06:56

Client ID: P31NE581

Sample Info: A0747-12A,P31NE581,B0515-BS1,pcb.sub

Volume Injected (uL): 1.0

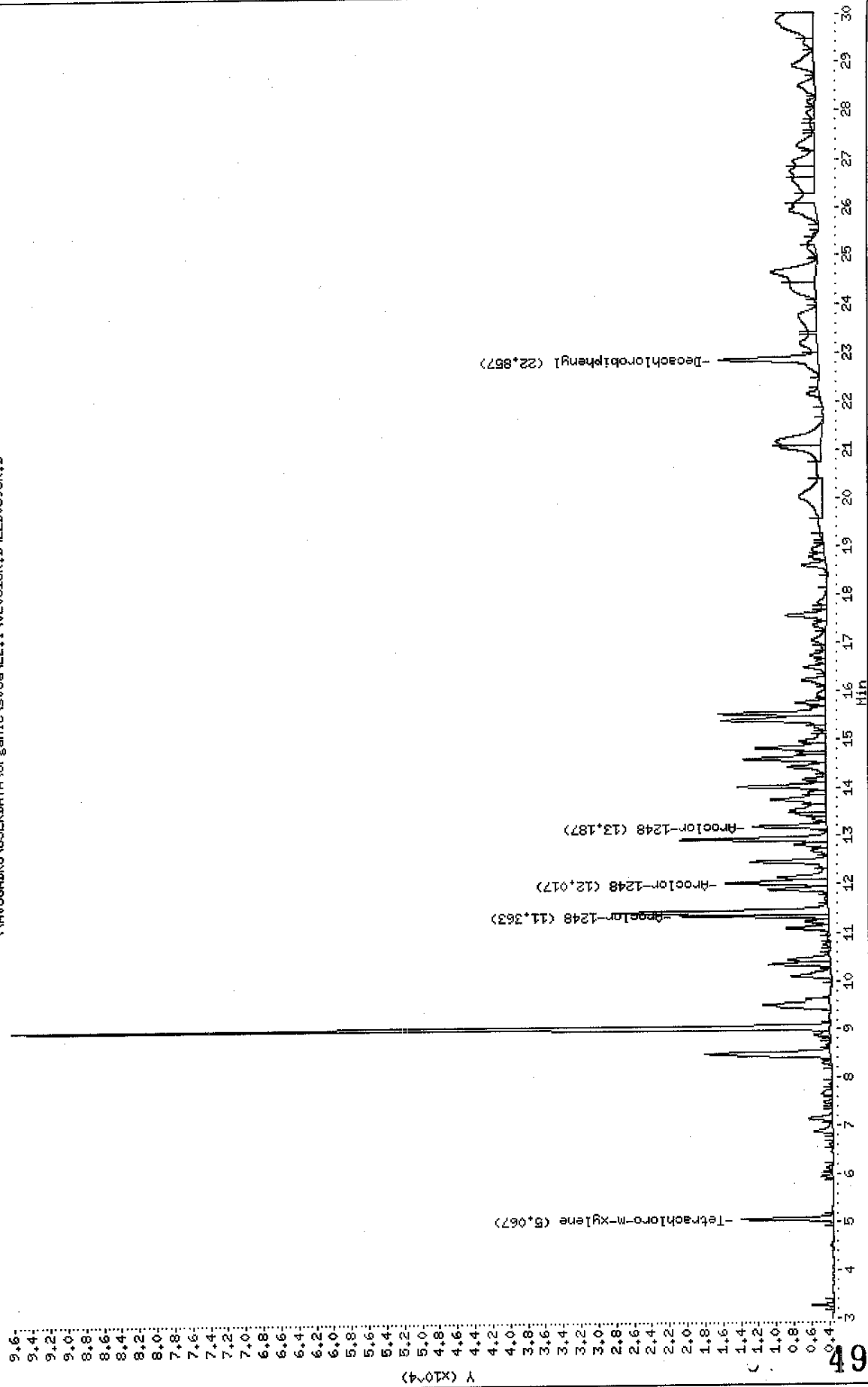
Column phase: RtxCLPPest

Instrument: E2.i

Operator: GHL

Column diameter: 0.53

\\AVOCADRO\USERDATA\Organic\svosa\E2.i\020515R.B\E2I0598R.D



Data File: E2D0598F.D
 Report Date: 20-May-2002 10:31

Mitkem Corporation

Sample #1 : \\AVOGADRO\USERDATA\Organic\svoa\E2.i\020515F.B\E2D0598F.D
 Sample #2 : \\AVOGADRO\USERDATA\Organic\svoa\E2.i\020515R.B\E2D0598R.D
 Inj Date : 18-MAY-2002 06:56
 Sample Info: A0747-12A, P31NE5S1 B0515-BS1, pcb.sub
 Misc Info : 0,,,2,,,,,15-MAY-02,15-MAY-02,A0747
 Cal Date : 20-MAY-2002 07:47
 Operator : GML
 Inst ID : E2.i
 Dil Factor : 1.000000

Method #1 : \\AVOGADRO\USERDATA\Organic\svoa\E2.i\020515F.B\E2_PCB_F.m
 Method #2 : \\AVOGADRO\USERDATA\Organic\svoa\E2.i\020515R.B\E2_PCB_R.m
 Sub List #1 : pcb.sub
 Sub List #2 : pcb.sub
 Col #1 Phase : RtxCLPPest 2
 Col #2 Phase : RtxCLPPest

Concentration Formula: $Amt * DF * Uf * Vt / (Vi * Ws * (100 - M) / 100)$

Name	Value	Description
DF	1.000	Dilution Factor
Uf	1.000	Correction factor
Vt	10000.000 ✓	Volume of final extract (uL) (1000 low, 2
Vi	1.000	Volume injected (uL)
Ws	30.200 ✓	Weight of sample extracted (g)
M	31.000 ✓	% Moisture

Compound	RT#1	RT#2	Resp#1	Resp#2	Conc#1 (ug/Kg)	Conc#2 (ug/Kg)	Target Range	Ratio
Tetrachloro-m-xylene	6.472	5.067	11854	10358	16	15		100.00
Decachlorobiphenyl	27.740	22.857	9605	11176	18	20		100.00
Aroclor-1248	12.002	11.363	6453	16841	280	610	80.00- 120.00	100.00
	13.207	12.017	9255	11494	380	580	90.53- 130.53	143.42
	16.167	13.187	9557	8418	600	620	51.03- 91.03	148.10
Average of Peak Amounts =					✓ 420	600		

Handwritten signature

FORM 1
PCB ORGANICS ANALYSIS DATA SHEET

CLIENT SAMPLE NO.

P31NW5S1

Lab Name: MITKEM CORPORATION Contract:
 Lab Code: MITKEM Case No.: SAS No.: SDG No.: A0747
 Matrix: (soil/water) SOIL Lab Sample ID: A0747-11A
 Sample wt/vol: 30.4 (g/mL) G Lab File ID: E2D0597F
 % Moisture: 30 decanted: (Y/N) N Date Received: 05/15/02
 Extraction: (SepF/Cont/Sonc) SONC Date Extracted: 05/15/02
 Concentrated Extract Volume: 10000 (uL) Date Analyzed: 05/18/02
 Injection Volume: 1.0 (uL) Dilution Factor: 1.0
 GPC Cleanup: (Y/N) N pH: ____ Sulfur Cleanup: (Y/N) Y

CAS NO.	COMPOUND	CONCENTRATION UNITS: (ug/L or ug/Kg) UG/KG		Q
12674-11-2-----	Aroclor-1016	47	U	
11104-28-2-----	Aroclor-1221	47	U	
11141-16-5-----	Aroclor-1232	47	U	
53469-21-9-----	Aroclor-1242	47	U	
12672-29-6-----	Aroclor-1248	460		
11097-69-1-----	Aroclor-1254	47	U	
11096-82-5-----	Aroclor-1260	47	U	

Data File: \\AVOGADRON\USERDATA\Organic\svosa\E2.i\020515F.B\E2D0597F.D

Date : 18-MAY-2002 06:23

Client ID: P31NM551

Sample Info: A0747-11A,P31NM551,B0615-BS1,pcb.sub

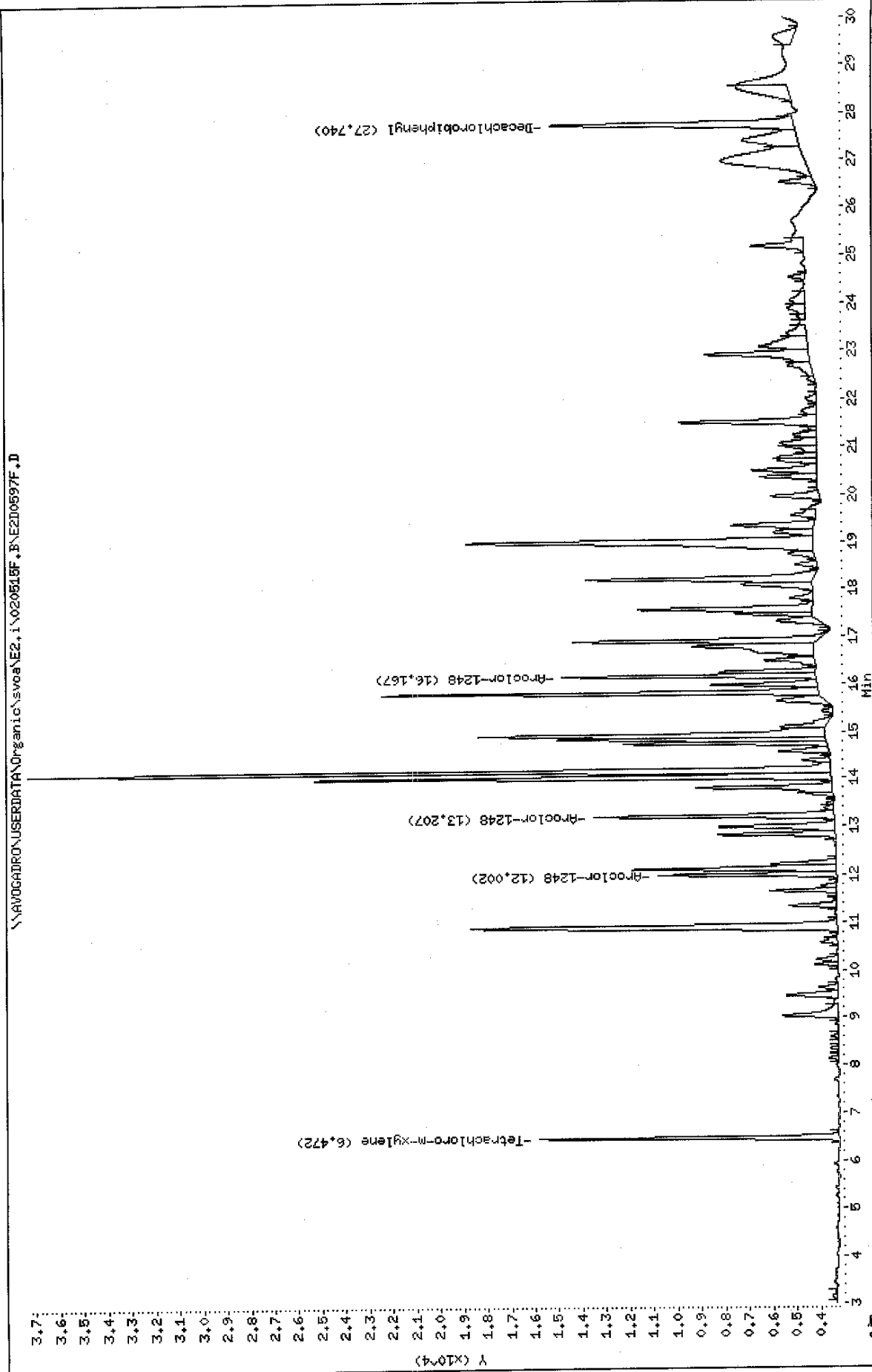
Volume Injected (uL): 1.0

Column phase: Rt:CLPPest 2

Instrument: E2.1

Operator: GML

Column diameter: 0.53



Data File: \\AVDCADRON\USERDATA\Organic\svoa\E2.i\020515R.B\E2ID0597R.D

Date : 18-MAY-2002 06:23

Client ID: P31NM5S1

Sample Info: A0747-11A,P31NM5S1,B0515-BS1,pcb,sub

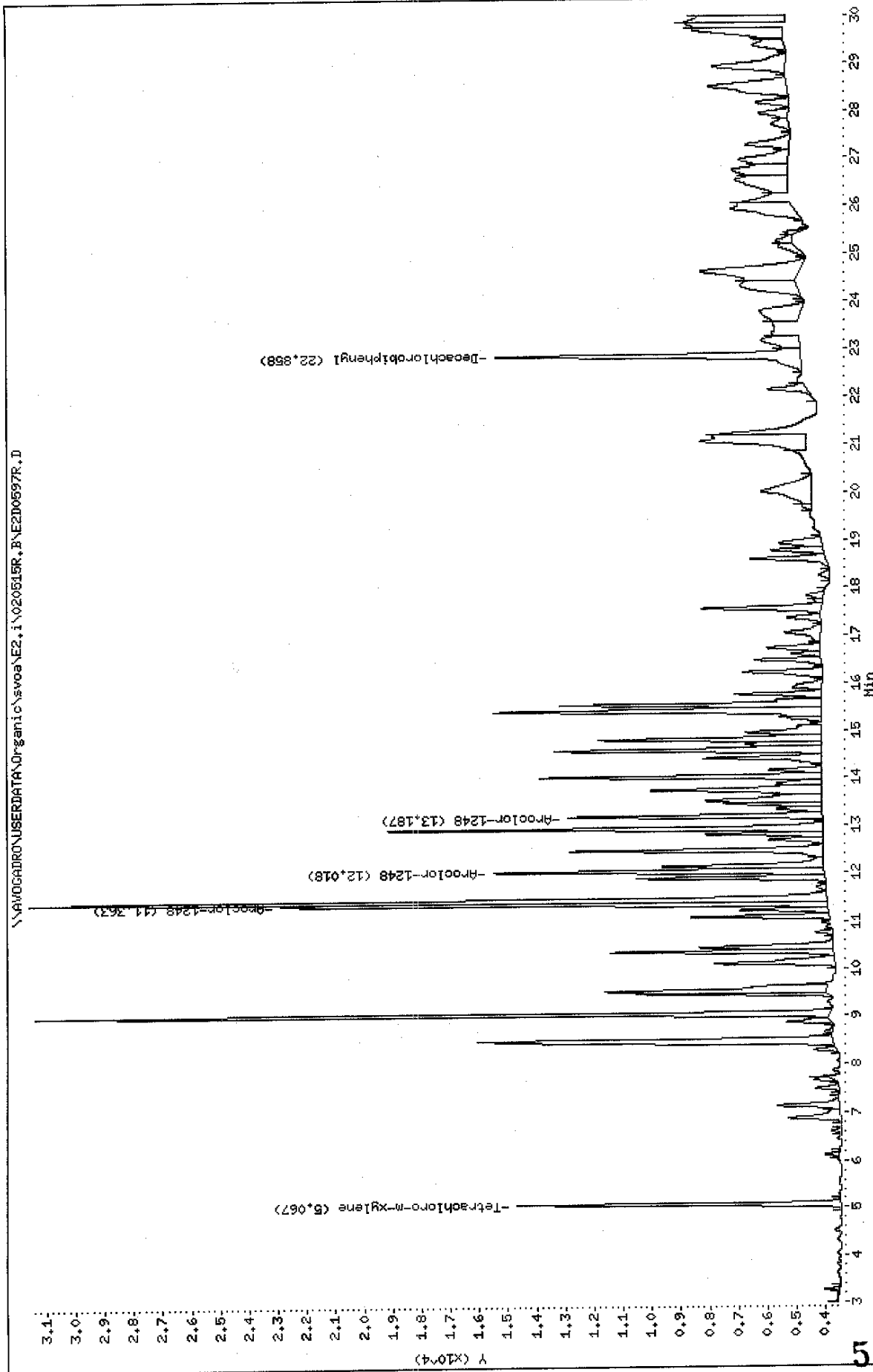
Volume Injected (uL): 1.0

Column phase: RtxCLPPest

Instrument: E2.i

Operator: CHL

Column diameter: 0.53



Data File: E2D0597F.D
 Report Date: 20-May-2002 10:31

Mitkem Corporation

Sample #1 : \\AVOGADRO\USERDATA\Organic\svoa\E2.i\020515F.B\E2D0597F.D
 Sample #2 : \\AVOGADRO\USERDATA\Organic\svoa\E2.i\020515R.B\E2D0597R.D
 Inj Date : 18-MAY-2002 06:23
 Sample Info: A0747-11A, P31NW5S1, B0515-BS1, pcb.sub
 Misc Info : 0,,,2,,,,,15-MAY-02,15-MAY-02,A0747
 Cal Date : 20-MAY-2002 07:47
 Operator : GML
 Inst ID : E2.i
 Dil Factor : 1.000000

Method #1 : \\AVOGADRO\USERDATA\Organic\svoa\E2.i\020515F.B\E2_PCB_F.m
 Method #2 : \\AVOGADRO\USERDATA\Organic\svoa\E2.i\020515R.B\E2_PCB_R.m
 Sub List #1 : pcb.sub
 Sub List #2 : pcb.sub
 Col #1 Phase : RtxCLPPest 2
 Col #2 Phase : RtxCLPPest

Concentration Formula: Amt * DF * Uf * Vt / (Vi * Ws * (100 - M) / 100)

Name	Value	Description
DF	1.000	Dilution Factor
Uf	1.000	Correction factor
Vt	10000.000 ✓	Volume of final extract (uL) (1000 low, 2
Vi	1.000	Volume injected (uL)
Ws	30.400 ✓	Weight of sample extracted (g)
M	30.000 ✓	% Moisture

Compound	RT#1	RT#2	Resp#1	Resp#2	Conc#1 (ug/Kg)	Conc#2 (ug/Kg)	Target Range	Ratio
Tetrachloro-m-xylene	6.472	5.067	12614	11209	17	16		100.00
Decachlorobiphenyl	27.740	22.858	10259	10597	19	18		100.00
Aroclor-1248	12.002	11.363	7532	19004	320	680	80.00- 120.00	100.00
	13.207	12.018	10118	11450	400	570	90.53- 130.53	134.33
	16.167	13.187	10704	8803	660	630	51.03- 91.03	142.11
Average of Peak Amounts =					460 ✓	630		

my
5/20/02

Data File: \\AVOGADRON\USERDATA\Organic\svoa\E2.i\020515F_BAE2D0595F.D

Date : 18-MAY-2002 05:17

Client ID: P31SE551

Sample Info: A0747-09A,P31SE551,B0515-RSL,pcb.sub


Volume Injected (uL): 1.0

Column phase: RtxCLPrest 2

Instrument: E2.1

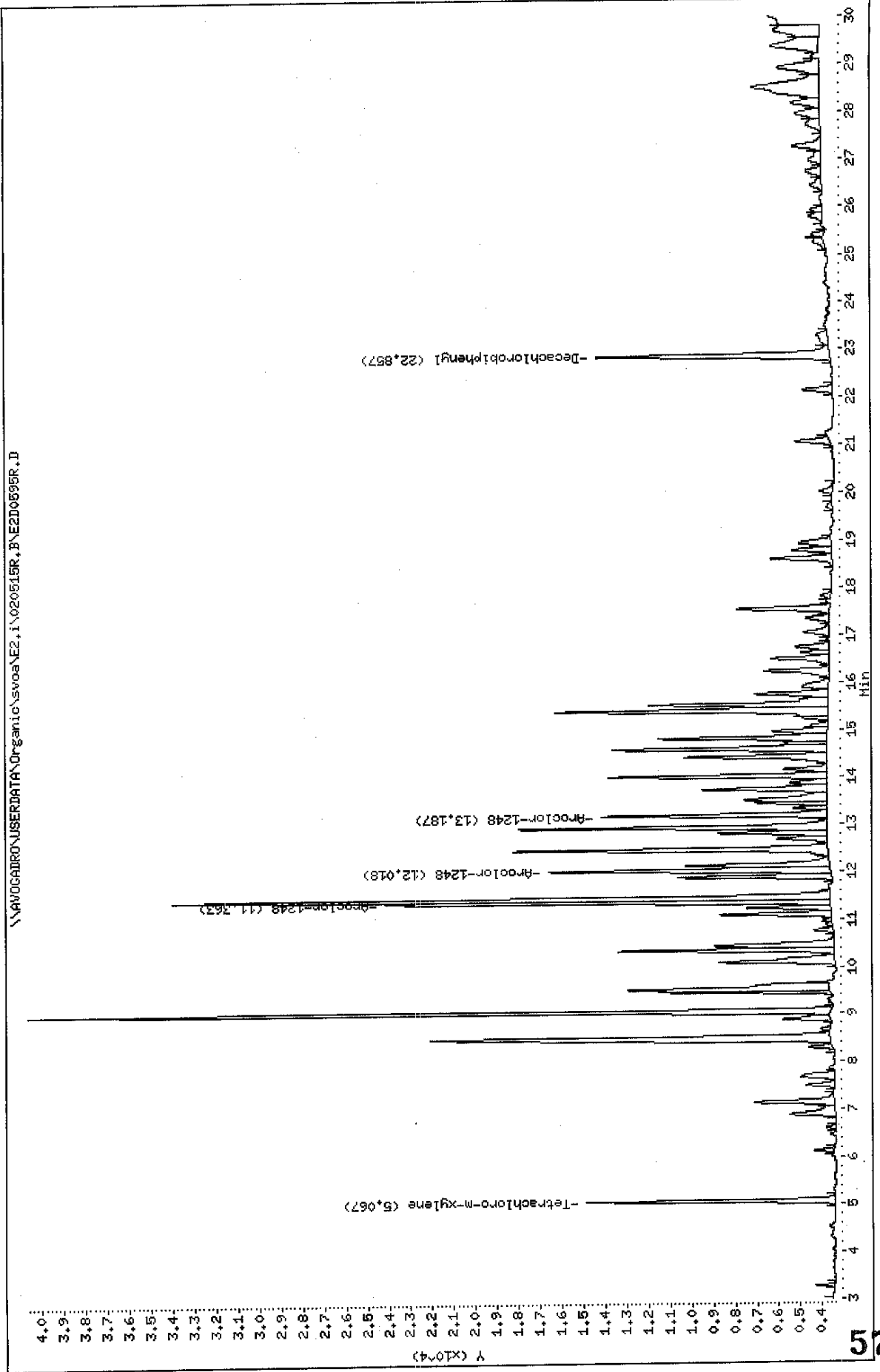
Operator: GHL

Column diameter: 0.53



Data File: \\NAVOGADRON\USERDATA\Organic\svos\E2.i\020515R.B\NE2D0595R.D
 Date: 18-MAY-2002 05:17
 Client ID: P31SE551
 Sample Info: A0747-09A.P31SE551.B0515-B81.pcb.sub
 Volume Injected (uL): 1.0
 Column phase: RtxCLPPest

Instrument: E2.i
 Operator: GML
 Column diameter: 0.53



Data File: E2D0595F.D
 Report Date: 20-May-2002 10:30

Mitkem Corporation

Sample #1 : \\AVOGADRO\USERDATA\Organic\svoa\E2.i\020515F.B\E2D0595F.D
 Sample #2 : \\AVOGADRO\USERDATA\Organic\svoa\E2.i\020515R.B\E2D0595R.D
 Inj Date : 18-MAY-2002 05:17
 Sample Info: A0747-09A(P31SE5S1),B0515-BS1,pcb.sub
 Misc Info : 0,,,2,,,,,15-MAY-02,15-MAY-02,A0747
 Cal Date : 20-MAY-2002 07:47
 Operator : GML
 Inst ID : E2.i
 Dil Factor : 1.000000

Method #1 : \\AVOGADRO\USERDATA\Organic\svoa\E2.i\020515F.B\E2_PCB_F.m
 Method #2 : \\AVOGADRO\USERDATA\Organic\svoa\E2.i\020515R.B\E2_PCB_R.m
 Sub List #1 : pcb.sub
 Sub List #2 : pcb.sub
 Col #1 Phase : RtxCLPPest 2
 Col #2 Phase : RtxCLPPest

Concentration Formula: Amt * DF * Uf * Vt / (Vi * Ws * (100 - M) / 100)

Name	Value	Description
DF	1.000	Dilution Factor
Uf	1.000	Correction factor
Vt	10000.000	Volume of final extract (uL) (1000 low, 2
Vi	1.000	Volume injected (uL)
Ws	30.200	Weight of sample extracted (g)
M	39.000	% Moisture

Compound	RT#1	RT#2	Resp#1	Resp#2	Conc#1 (ug/Kg)	Conc#2 (ug/Kg)	Target Range	Ratio
Tetrachloro-m-xylene	6.472	5.067	12565	11509	20	19		100.00
Decachlorobiphenyl	27.740	22.857	10357	10855	22	22		100.00
Aroclor-1248	12.002	11.363	8428	20594	420	850	80.00- 120.00	100.00
	13.207	12.018	12360	13028	570	750	90.53- 130.53	146.65
	16.165	13.187	12641	10432	900	860	51.03- 91.03	149.99
Average of Peak Amounts =					630	820		

Handwritten signature

FORM 1
PCB ORGANICS ANALYSIS DATA SHEET

CLIENT SAMPLE NO.

P31SW5S1

Lab Name: MITKEM CORPORATION Contract:
 Lab Code: MITKEM Case No.: SAS No.: SDG No.: A0747
 Matrix: (soil/water) SOIL Lab Sample ID: A0747-10A
 Sample wt/vol: 30.1 (g/mL) G Lab File ID: E2D0596F
 % Moisture: 35 decanted: (Y/N) N Date Received: 05/15/02
 Extraction: (SepF/Cont/Sonc) SONC Date Extracted: 05/15/02
 Concentrated Extract Volume: 10000 (uL) Date Analyzed: 05/18/02
 Injection Volume: 1.0 (uL) Dilution Factor: 1.0
 GPC Cleanup: (Y/N) N pH: ___ Sulfur Cleanup: (Y/N) Y

CAS NO.	COMPOUND	CONCENTRATION UNITS: (ug/L or ug/Kg) UG/KG		Q
12674-11-2-----	Aroclor-1016	51	U	
11104-28-2-----	Aroclor-1221	51	U	
11141-16-5-----	Aroclor-1232	51	U	
53469-21-9-----	Aroclor-1242	51	U	
12672-29-6-----	Aroclor-1248	360		
11097-69-1-----	Aroclor-1254	51	U	
11096-82-5-----	Aroclor-1260	51	U	

Data File: \\AVOCADRO\USERDATA\Organic\svoa\E2.1\020515F.B\E2D0596F.D

Date: 18-MAY-2002 05:50

Client ID: F31SM581

Sample Info: A0747-104,F31SM581,B0515-BS1,pcb.sub

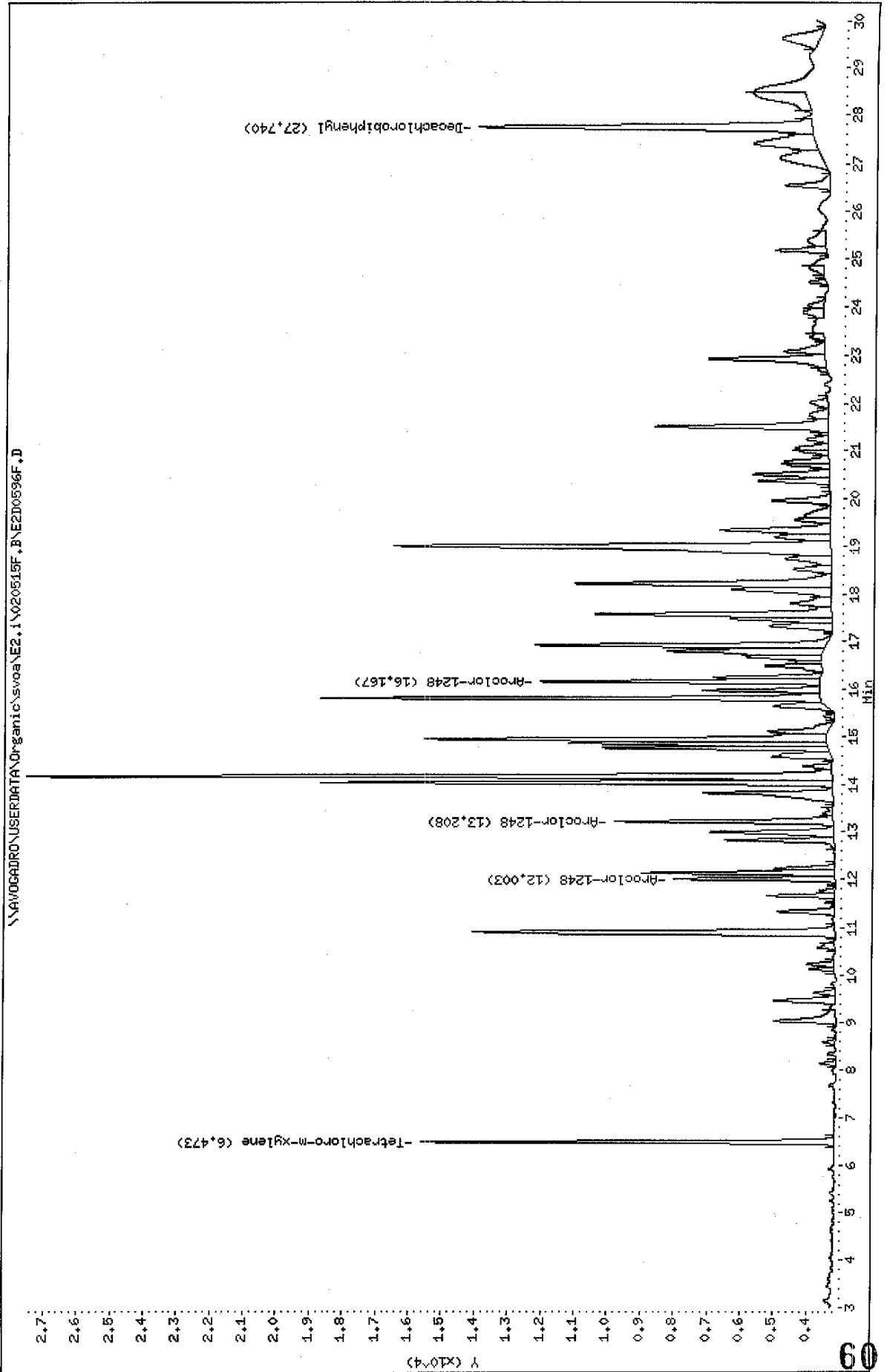
Volume Injected (ul): 1.0

Column phase: RtxCLPest 2

Instrument: E2.1

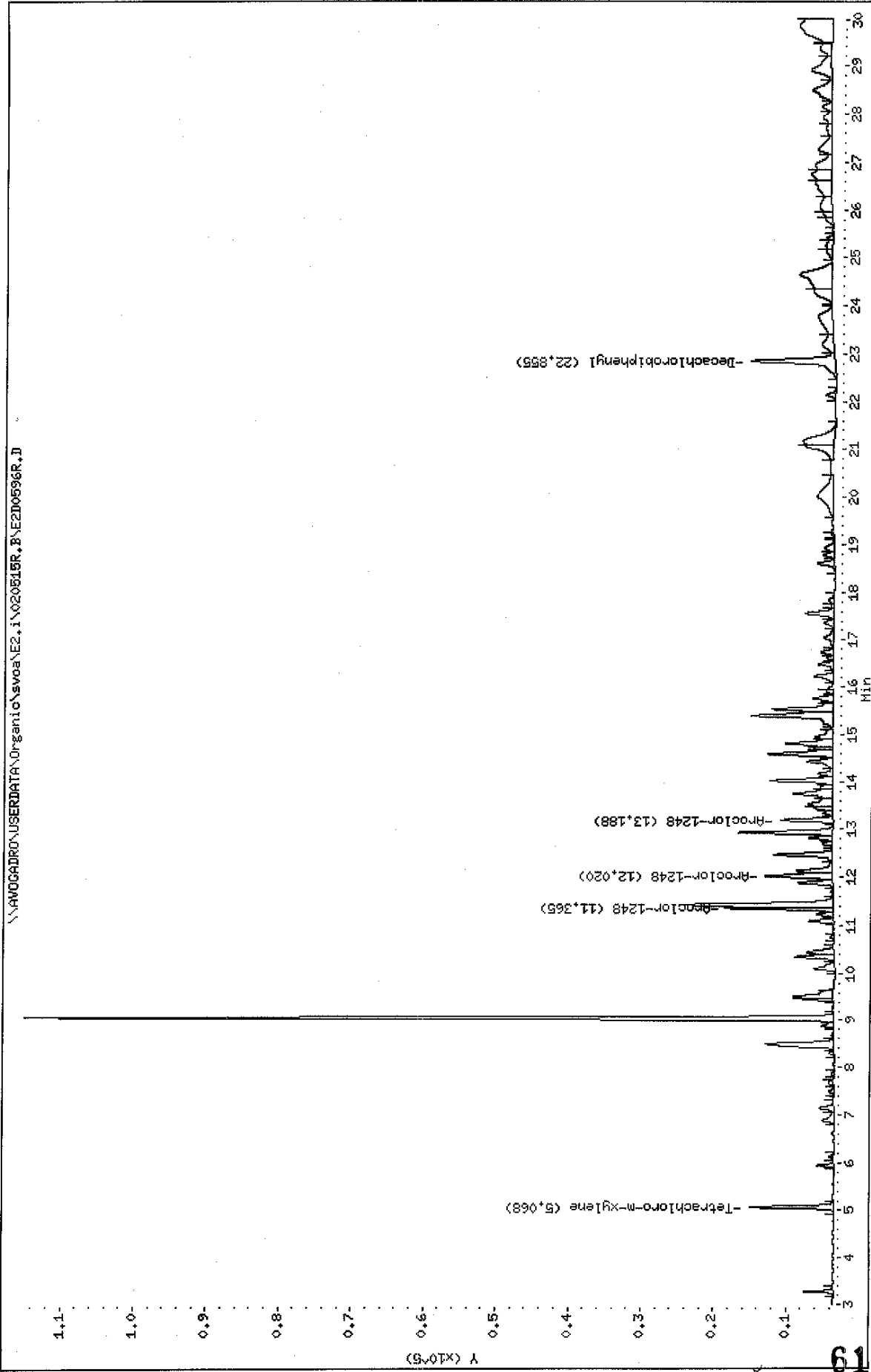
Operator: GHL

Column diameter: 0.53



Data File: \\AVOCARDRO\USERDATA\Organic\swos\E2.1\020515R.B\E2D0596R.D
Date : 18-MAY-2002 09:50
Client ID: P31SM551
Sample Info: A0747-10A,P31SM551,B0515-B51,pob.sub
Volume Injected (uL): 1.0
Column phase: RtxCLPest

Instrument: E2.1
Operator: GHL
Column diameter: 0.53



Data File: E2D0596F.D
 Report Date: 20-May-2002 10:30

Mitkem Corporation

Sample #1 : \\AVOGADRO\USERDATA\Organic\svoa\E2.i\020515F.B\E2D0596F.D
 Sample #2 : \\AVOGADRO\USERDATA\Organic\svoa\E2.i\020515R.B\E2D0596R.D
 Inj Date : 18-MAY-2002 05:50
 Sample Info: A0747-10A, P31SW5S1 B0515-BS1, pcb.sub
 Misc Info : 0,,,2,,,,,15-MAY-02,15-MAY-02,A0747
 Cal Date : 20-MAY-2002 07:47
 Operator : GML
 Inst ID : E2.i
 Dil Factor : 1.000000

Method #1 : \\AVOGADRO\USERDATA\Organic\svoa\E2.i\020515F.B\E2_PCB_F.m
 Method #2 : \\AVOGADRO\USERDATA\Organic\svoa\E2.i\020515R.B\E2_PCB_R.m
 Sub List #1 : pcb.sub
 Sub List #2 : pcb.sub
 Col #1 Phase : RtxCLPPest 2
 Col #2 Phase : RtxCLPPest

Concentration Formula: Amt * DF * Uf * Vt / (Vi * Ws * (100 - M) / 100)

Name	Value	Description
DF	1.000	Dilution Factor
Uf	1.000	Correction factor
Vt	10000.000✓	Volume of final extract (uL) (1000 low, 2
Vi	1.000	Volume injected (uL)
Ws	30.100✓	Weight of sample extracted (g)
M	35.000✓	% Moisture

Compound	RT#1	RT#2	Resp#1	Resp#2	Conc#1 (ug/Kg)	Conc#2 (ug/Kg)	Target Range	Ratio
Tetrachloro-m-xylene	6.473	5.068	12489	11590	19	18		100.00
Decachlorobiphenyl	27.740	22.855	10028	11559	20	22		100.00
Aroclor-1248	12.003	11.365	4847	14545	230	560	80.00- 120.00	100.00
	13.208	12.020	6592	9279	280	500	90.53- 130.53	136.00
	16.167	13.188	8429	7288	570	570	51.03- 91.03	173.90
	Average of Peak Amounts =				360✓	540		

Handwritten signature
 5/20/02

FORM 6
PCB INITIAL CALIBRATION DATA

Lab Name: MITKEM CORPORATION

Contract:

Lab Code: MITKEM

Case No.:

SAS No.:

SDG No.: A0747

Instrument ID: E2

Calibration Date(s): 05/10/02 05/11/02

Column: RTXCLPPEST 2 ID: 0.53 (mm)

Calibration Time(s): 1453 0151

LAB FILE ID: RF0.1: E2D0410F RF0.5: E2D0411F RF1: E2D0412F
RF2.5: E2D0413F RF5: E2D0414F

COMPOUND	RF0.1	RF0.5	RF1	RF2.5	RF5
Aroclor-1016	15440.000	13480.000	11985.000	10672.800	9753.200
(2)	21510.000	21578.000	20649.000	19633.600	18650.000
(3)	12600.000	11882.000	11004.000	10374.400	9836.200
Aroclor-1221	4370.000	4118.000	4156.000	4002.800	3928.400
(2)	3420.000	3138.000	3078.000	2870.800	2738.400
(3)	11320.000	10004.000	9711.000	8847.600	8220.400
Aroclor-1232			8489.000		
(2)			5438.000		
(3)			8516.000		
Aroclor-1242	7280.000	6446.000	6261.000	5548.800	5269.000
(2)	16490.000	15844.000	16254.000	15169.200	14609.600
(3)	9260.000	7996.000	7957.000	7267.200	6972.600
Aroclor-1248	13510.000	11912.000	10716.000	9524.400	8832.400
(2)	12710.000	12482.000	11754.000	11196.000	10808.000
(3)	7930.000	7940.000	7535.000	7380.800	7256.400
Aroclor-1254	19690.000	17356.000	16921.000	15465.200	14244.600
(2)	11750.000	11442.000	12031.000	11542.000	11207.400
(3)	10010.000	9218.000	9135.000	8520.800	8045.600
Aroclor-1260	23220.000	21466.000	19793.000	18061.600	16754.200
(2)	14460.000	14102.000	13236.000	12725.200	12196.800
(3)	28570.000	29058.000	27881.000	26691.200	26006.800
Tetrachloro-m-xylene	329000.00	338900.00	325500.00	347180.00	373660.00
Decachlorobiphenyl	286500.00	271300.00	252700.00	241700.00	237050.00

FORM 6
PCB INITIAL CALIBRATION DATA

Lab Name: MITKEM CORPORATION Contract:
 Lab Code: MITKEM Case No.: SAS No.: SDG No.: A0747
 Instrument ID: E2 Calibration Date(s): 05/10/02 05/11/02
 Column: RTXCLPPEST 2 ID: 0.53 (mm) Calibration Time(s): 1453 0151

COMPOUND	CURVE	COEFFICIENT A1	%RSD OR R ²
Aroclor-1016	AVRG	12266.2000	18.4
(2)	AVRG	20404.1200	6.2
(3)	AVRG	11139.3200	10.0
Aroclor-1221	AVRG	4115.04000	4.1
(2)	AVRG	3049.04000	8.6
(3)	AVRG	9620.60000	12.3
Aroclor-1232	AVRG	8489.00000	0.0
(2)	AVRG	5438.00000	0.0
(3)	AVRG	8516.00000	0.0
Aroclor-1242	AVRG	6160.96000	12.9
(2)	AVRG	15673.3600	5.0
(3)	AVRG	7890.56000	11.2
Aroclor-1248	AVRG	10898.9600	17.2
(2)	AVRG	11790.0000	6.9
(3)	AVRG	7608.44000	4.1
Aroclor-1254	AVRG	16735.3600	12.3
(2)	AVRG	11594.4800	2.7
(3)	AVRG	8985.88000	8.3
Aroclor-1260	AVRG	19858.9600	13.0
(2)	AVRG	13344.0000	7.0
(3)	AVRG	27641.4000	4.6
Tetrachloro-m-xylene	AVRG	342848.000	5.6
Decachlorobiphenyl	AVRG	257850.000	8.0

FORM 6
PCB INITIAL CALIBRATION DATA

Lab Name: MITKEM CORPORATION Contract:
 Lab Code: MITKEM Case No.: SAS No.: SDG No.: A0747
 Instrument ID: E2 Calibration Date(s): 05/10/02 05/11/02
 Column: RTXCLPPEST ID: 0.53 (mm) Calibration Time(s): 1453 0151
 LAB FILE ID: RF0.1: E2D0410R RF0.5: E2D0411R RF1: E2D0412R
 RF2.5: E2D0413R RF5: E2D0414R

COMPOUND	RF0.1	RF0.5	RF1	RF2.5	RF5
Aroclor-1016	15580.000	13592.000	11975.000	10638.000	9778.400
(2)	17880.000	18128.000	17224.000	16610.400	15848.800
(3)	9720.000	9246.000	8597.000	8082.800	7611.400
Aroclor-1221	4030.000	3688.000	3664.000	3589.200	3556.200
(2)	2940.000	2782.000	2727.000	2575.600	2475.200
(3)	11000.000	9660.000	9312.000	8635.600	8125.000
Aroclor-1232			5396.000		
(2)			7039.000		
(3)			3330.000		
Aroclor-1242	6630.000	5882.000	5797.000	5086.400	4930.400
(2)	13640.000	12900.000	13422.000	12580.000	12368.000
(3)	7600.000	6950.000	6943.000	6287.200	6133.600
Aroclor-1248	14420.000	14022.000	13222.000	12247.600	11799.000
(2)	10150.000	9884.000	9345.000	8948.800	8794.400
(3)	6880.000	6796.000	6438.000	6357.200	6266.200
Aroclor-1254	17240.000	15326.000	14795.000	13464.000	12394.000
(2)	20390.000	19954.000	19990.000	18924.000	17746.600
(3)	14550.000	13974.000	14252.000	13688.400	13124.600
Aroclor-1260	21230.000	21564.000	20372.000	19649.600	18589.600
(2)	13740.000	13330.000	12599.000	12058.400	11482.400
(3)	12110.000	12538.000	12414.000	12602.000	12511.600
Tetrachloro-m-xylene	325500.00	326600.00	306450.00	317320.00	345690.00
Decachlorobiphenyl	323000.00	285500.00	262250.00	250600.00	244750.00

FORM 6
PCB INITIAL CALIBRATION DATA

Lab Name: MITKEM CORPORATION Contract:
 Lab Code: MITKEM Case No.: SAS No.: SDG No.: A0747
 Instrument ID: E3 Calibration Date(s): 05/15/02 05/16/02
 Column: DB-1701 ID: 0.53 (mm) Calibration Time(s): 1620 0148

COMPOUND	CURVE	COEFFICIENTS		%RSD OR R^2
		A0	A1	
Aroclor-1016	LINR	-0.2837148	7.895e-005	0.995
(2)	LINR	-0.2556906	4.628e-005	0.996
(3)	LINR	-0.2591048	1.12e-004	0.996
Aroclor-1221	LINR	-0.2084409	2.275e-004	0.995
(2)	LINR	-0.2296537	3.162e-004	0.994
(3)	LINR	-0.2703534	1.094e-004	0.993
Aroclor-1232	AVRG		10798.0000	0.0
(2)	AVRG		8299.00000	0.0
(3)	AVRG		13368.0000	0.0
Aroclor-1242	LINR	-0.2744257	9.766e-005	0.994
(2)	LINR	-0.2407323	5.774e-005	0.996
(3)	LINR	-0.2156384	1.328e-004	0.997
Aroclor-1248	LINR	-0.2525089	8.457e-005	0.995
(2)	LINR	-0.2091613	9.306e-005	0.996
(3)	LINR	-0.2714813	7.493e-005	0.995
Aroclor-1254	LINR	-0.2650755	6.937e-005	0.994
(2)	LINR	-0.2799760	7.799e-005	0.994
(3)	LINR	-0.2191527	5.e-005	0.996
Aroclor-1260	LINR	-0.2616362	6.754e-005	0.996
(2)	LINR	-0.2439379	5.334e-005	0.997
(3)	LINR	-0.1772159	2.975e-005	0.998
Tetrachloro-m-xylene	AVRG		562762.000	9.6
Decachlorobiphenyl	AVRG		344286.000	16.5

FORM 6
PCB INITIAL CALIBRATION DATA

Lab Name: MITKEM CORPORATION Contract:
 Lab Code: MITKEM Case No.: SAS No.: SDG No.: A0747
 Instrument ID: E3 Calibration Date(s): 05/15/02 05/16/02
 Column: DB-608 ID: 0.53 (mm) Calibration Time(s): 1620 0148
 LAB FILE ID: RF0.1: E3D5791R RF0.5: E3D5792R RF1: E3D5793R
 RF2.5: E3D5794R RF5: E3D5795R

COMPOUND	RF0.1	RF0.5	RF1	RF2.5	RF5
Aroclor-1016	9490.000	7450.000	6283.000	5354.000	4755.800
(2)	11860.000	9788.000	8539.000	7472.400	6849.600
(3)	6360.000	5372.000	4659.000	4025.200	3652.600
Aroclor-1221	3130.000	2702.000	2494.000	2198.800	1948.800
(2)	2290.000	2018.000	1856.000	1590.800	1390.400
(3)	7080.000	5656.000	5110.000	4382.800	3834.600
Aroclor-1232			4483.000		
(2)			3125.000		
(3)			3972.000		
Aroclor-1242	7790.000	5892.000	5310.000	4424.800	3889.400
(2)	9970.000	7618.000	6973.000	6020.800	5478.000
(3)	4980.000	4262.000	3890.000	3372.400	3081.800
Aroclor-1248	7850.000	6306.000	5592.000	4892.400	4406.600
(2)	7860.000	6376.000	5750.000	5083.200	4614.000
(3)	6720.000	5556.000	5174.000	4718.800	4397.000
Aroclor-1254	8440.000	6714.000	6090.000	5113.600	4537.400
(2)	12250.000	10064.000	9490.000	8207.200	7397.000
(3)	8030.000	6656.000	6173.000	5331.200	4802.600
Aroclor-1260	11040.000	8692.000	7509.000	6432.800	5770.800
(2)	9530.000	8066.000	7113.000	6275.600	5854.400
(3)	16840.000	14214.000	12480.000	11288.400	10653.000
Tetrachloro-m-xylene	274500.00	249500.00	224000.00	217420.00	206590.00
Decachlorobiphenyl	57000.000	118900.00	105800.00	93620.000	85990.000

FORM 6
PCB INITIAL CALIBRATION DATA

Lab Name: MITKEM CORPORATION Contract:
 Lab Code: MITKEM Case No.: SAS No.: SDG No.: A0747
 Instrument ID: E3 Calibration Date(s): 05/15/02 05/16/02
 Column: DB-1701 ID: 0.53 (mm) Calibration Time(s): 1620 0148
 LAB FILE ID: RT1: E3D5791F RT2: E3D5792F RT3: E3D5793F
 RT4: E3D5794F RT5: E3D5795F

COMPOUND	RT1	RT2	RT3	RT4	RT5
Aroclor-1016	6.560	6.560	6.560	6.560	6.560
(2)	7.770	7.770	7.770	7.770	7.770
(3)	8.130	8.130	8.140	8.130	8.130
Aroclor-1221	5.110	5.110	5.110	5.110	5.110
(2)	5.480	5.470	5.480	5.480	5.480
(3)	5.630	5.620	5.620	5.630	5.620
Aroclor-1232			5.620		
(2)			6.550		
(3)			7.760		
Aroclor-1242	6.550	6.550	6.550	6.550	6.550
(2)	7.760	7.760	7.770	7.770	7.770
(3)	8.130	8.130	8.130	8.130	8.130
Aroclor-1248	7.760	7.760	7.760	7.760	7.760
(2)	9.680	9.680	9.680	9.680	9.670
(3)	10.570	10.570	10.570	10.570	10.560
Aroclor-1254	10.560	10.560	10.560	10.560	10.560
(2)	11.100	11.100	11.100	11.100	11.100
(3)	12.490	12.490	12.490	12.490	12.490
Aroclor-1260	12.940	12.940	12.940	12.940	12.940
(2)	13.650	13.650	13.650	13.650	13.650
(3)	16.760	16.770	16.770	16.770	16.770
Tetrachloro-m-xylene	4.350	4.350	4.350	4.350	4.350
Decachlorobiphenyl	21.780	21.790	21.790	21.790	21.790

FORM 7
PCB CONTINUING CALIBRATION CHECK

Lab Name: MITKEM CORPORATION Contract:

Lab Code: MITKEM Case No.: SAS No.: SDG No.: A0747

Instrument ID: E2 Calibration Date: 05/18/02 Time: 0054

Lab File ID: E2D0587F Init. Calib. Date(s): 05/10/02 05/11/02

Init. Calib. Times: 2339 0151

GC Column: RTXCLPPEST 2 ID: 0.53 (mm)

COMPOUND	\overline{RRF}	RRF1	MIN RRF	%D	MAX %D
===== Aroclor-1016 =====	12266.200	12211.000	0.01	0.4	15.0
(2) _____	20404.120	20921.000	0.01	2.5	15.0
(3) _____	11139.320	11200.000	0.01	0.5	15.0
Aroclor-1260 =====	19858.960	20226.000	0.01	1.8	15.0
(2) _____	13344.000	13622.000	0.01	2.1	15.0
(3) _____	27641.400	28695.000	0.01	3.8	15.0
===== Tetrachloro-m-xylene =====	342848.00	335150.00	0.01	2.2	15.0
Decachlorobiphenyl =====	257850.00	262650.00	0.01	1.9	15.0

FORM 7
PCB CONTINUING CALIBRATION CHECK

Lab Name: MITKEM CORPORATION

Contract:

Lab Code: MITKEM

Case No.:

SAS No.:

SDG No.: A0747

Instrument ID: E2

Calibration Date: 05/18/02

Time: 0940

Lab File ID: E2D0603F

Init. Calib. Date(s): 05/10/02

05/11/02

Init. Calib. Times: 2339

0151

GC Column: RTXCLPPEST 2 ID: 0.53 (mm)

COMPOUND	RRF	RRF1	MIN RRF	%D	MAX %D
Aroclor-1016	12266.200	12426.000	0.01	1.3	15.0
(2)	20404.120	21458.000	0.01	5.2	15.0
(3)	11139.320	11533.000	0.01	3.5	15.0
Aroclor-1260	19858.960	20592.000	0.01	3.7	15.0
(2)	13344.000	13767.000	0.01	3.2	15.0
(3)	27641.400	29261.000	0.01	5.8	15.0
Tetrachloro-m-xylene	342848.00	346800.00	0.01	1.2	15.0
Decachlorobiphenyl	257850.00	263900.00	0.01	2.3	15.0

FORM 7
PCB CONTINUING CALIBRATION CHECK

Lab Name: MITKEM CORPORATION Contract:
Lab Code: MITKEM Case No.: SAS No.: SDG No.: A0747
Instrument ID: E3 Calibration Date: 05/16/02 Time: 1158
Lab File ID: E3D5814F Init. Calib. Date(s): 05/15/02 05/16/02
Init. Calib. Times: 2354 0148
GC Column: DB-1701 ID: 0.53 (mm)

COMPOUND	SAMPLE AMOUNT	CAL1 AMOUNT	CURVE	%D	MAX %d
===== Aroclor-1016	1.1	1.0	LINR	10.0	15.0
(2)	1.1	1.0	LINR	10.0	15.0
(3)	1.1	1.0	LINR	10.0	15.0
Aroclor-1260	1.0	1.0	LINR	0.0	15.0
(2)	1.0	1.0	LINR	0.0	15.0
(3)	1.0	1.0	LINR	0.0	15.0
===== Tetrachloro-m-xylene	0.019	0.020	AVRG	5.0	15.0
Decachlorobiphenyl	0.018	0.020	AVRG	10.0	15.0

FORM 7
PCB CONTINUING CALIBRATION CHECK

Lab Name: MITKEM CORPORATION Contract:
 Lab Code: MITKEM Case No.: SAS No.: SDG No.: A0747
 Instrument ID: E3 Calibration Date: 05/16/02 Time: 1158
 Lab File ID: E3D5814R Init. Calib. Date(s): 05/15/02 05/16/02
 Init. Calib. Times: 2354 0148
 GC Column: DB-608 ID: 0.53 (mm)

COMPOUND	SAMPLE AMOUNT	CAL1 AMOUNT	CURVE	%D	MAX %d
Aroclor-1016	1.1	1.0	LINR	10.0	15.0
(2)	1.1	1.0	LINR	10.0	15.0
(3)	1.1	1.0	LINR	10.0	15.0
Aroclor-1260	1.0	1.0	LINR	0.0	15.0
(2)	1.0	1.0	LINR	0.0	15.0
(3)	1.0	1.0	LINR	0.0	15.0
Tetrachloro-m-xylene	0.018	0.020	AVRG	10.0	15.0
Decachlorobiphenyl	0.021	0.020	LINR	5.0	15.0

FORM 8
PCB ANALYTICAL SEQUENCE

Lab Name: MITKEM CORPORATION

Contract:

Lab Code: MITKEM

Case No.:

SAS No.:

SDG No.: A0747

GC Column: RTXCLPPEST 2 ID: 0.53 (mm) Init. Calib. Date(s): 05/10/02 05/11/02

Instrument ID: E2

THE ANALYTICAL SEQUENCE OF PERFORMANCE EVALUATION MIXTURES, BLANKS,
SAMPLES, AND STANDARDS IS GIVEN BELOW:

MEAN SURROGATE RT FROM INITIAL CALIBRATION					
		TCX: 6.47		DCB: 27.73	
CLIENT SAMPLE NO.	LAB SAMPLE ID	DATE ANALYZED	TIME ANALYZED	TCX RT #	DCB RT #
01	AR1232RL3	AR1232RL3	05/10/02	1453	6.47 27.73
02	AR2154RL1	AR2154RL1	05/10/02	1526	6.47 27.73
03	AR2154RL2	AR2154RL2	05/10/02	1559	6.47 27.73
04	AR2154RL3	AR2154RL3	05/10/02	1632	6.47 27.73
05	AR2154RL4	AR2154RL4	05/10/02	1705	6.47 27.73
06	AR2154RL5	AR2154RL5	05/10/02	1738	6.47 27.73
07	AR1242RL1	AR1242RL1	05/10/02	1811	6.47 27.73
08	AR1242RL2	AR1242RL2	05/10/02	1844	6.46 27.73
09	AR1242RL3	AR1242RL3	05/10/02	1916	6.46 27.73
10	AR1242RL4	AR1242RL4	05/10/02	1949	6.46 27.73
11	AR1242RL5	AR1242RL5	05/10/02	2022	6.47 27.73
12	AR1248RL1	AR1248RL1	05/10/02	2055	6.47 27.74
13	AR1248RL2	AR1248RL2	05/10/02	2128	6.47 27.73
14	AR1248RL3	AR1248RL3	05/10/02	2201	6.46 27.73
15	AR1248RL4	AR1248RL4	05/10/02	2234	6.46 27.73
16	AR1248RL5	AR1248RL5	05/10/02	2307	6.47 27.74
17	AR1660RL1	AR1660RL1	05/10/02	2339	6.48 27.73
18	AR1660RL2	AR1660RL2	05/11/02	0012	6.47 27.73
19	AR1660RL3	AR1660RL3	05/11/02	0045	6.47 27.73
20	AR1660RL4	AR1660RL4	05/11/02	0118	6.47 27.73
21	AR1660RL5	AR1660RL5	05/11/02	0151	6.47 27.73
22	AR1248R1	AR1248R1	05/17/02	2348	6.47 27.74
23	AR1660R1	AR1660R1	05/18/02	0054	6.47 27.74
24	BBLK2C	B0515-BS01	05/18/02	0233	6.47 27.74
25	B2CLCS	B0515-LS01	05/18/02	0306	6.47 27.74
26	B2CLCSD	B0515-LS01D	05/18/02	0339	6.47 27.74
27	EP27	A0747-07A	05/18/02	0412	6.47 27.74
28	EP23	A0747-08A	05/18/02	0444	6.48 27.74
29	P31SE5S1	A0747-09A	05/18/02	0517	6.47 27.74
30	P31SW5S1	A0747-10A	05/18/02	0550	6.47 27.74
31	P31NW5S1	A0747-11A	05/18/02	0623	6.47 27.74
32	P31NE5S1	A0747-12A	05/18/02	0656	6.47 27.74

QC LIMITS

TCX = Tetrachloro-m-xylene (+/- 0.05 MINUTES)
DCB = Decachlorobiphenyl (+/- 0.10 MINUTES)

Column used to flag retention time values with an asterisk.
* Values outside of QC limits.

FORM 8
PCB ANALYTICAL SEQUENCE

Lab Name: MITKEM CORPORATION Contract:
 Lab Code: MITKEM Case No.: SAS No.: SDG No.: A0747
 GC Column: RTXCLPPEST 2 ID: 0.53 (mm) Init. Calib. Date(s): 05/10/02 05/11/02
 Instrument ID: E2

THE ANALYTICAL SEQUENCE OF PERFORMANCE EVALUATION MIXTURES, BLANKS,
 SAMPLES, AND STANDARDS IS GIVEN BELOW:

MEAN SURROGATE RT FROM INITIAL CALIBRATION						
		TCX: 6.47			DCB: 27.73	
	CLIENT SAMPLE NO.	LAB SAMPLE ID	DATE ANALYZED	TIME ANALYZED	TCX RT #	DCB RT #
	=====	=====	=====	=====	=====	=====
01	AR1248R2	AR1248R2	05/18/02	0835	6.48	27.75
02	AR1660R2	AR1660R2	05/18/02	0940	6.47	27.74
03						
04						
05						
06						
07						
08						
09						
10						
11						
12						
13						
14						
15						
16						
17						
18						
19						
20						
21						
22						
23						
24						
25						
26						
27						
28						
29						
30						
31						
32						

QC LIMITS

TCX = Tetrachloro-m-xylene (+/- 0.05 MINUTES)
 DCB = Decachlorobiphenyl (+/- 0.10 MINUTES)

Column used to flag retention time values with an asterisk.
 * Values outside of QC limits.

FORM 8
PCB ANALYTICAL SEQUENCE

Lab Name: MITKEM CORPORATION Contract:
 Lab Code: MITKEM Case No.: SAS No.: SDG No.: A0747
 GC Column: RTXCLPPEST ID: 0.53 (mm) Init. Calib. Date(s): 05/10/02 05/11/02
 Instrument ID: E2

THE ANALYTICAL SEQUENCE OF PERFORMANCE EVALUATION MIXTURES, BLANKS,
 SAMPLES, AND STANDARDS IS GIVEN BELOW:

MEAN SURROGATE RT FROM INITIAL CALIBRATION							
				TCX:	5.07	DCB:	22.85
CLIENT SAMPLE NO.	LAB SAMPLE ID	DATE ANALYZED	TIME ANALYZED	TCX RT	#	DCB RT	#
01	AR1232RL3	AR1232RL3	05/10/02	1453	5.06	22.85	
02	AR2154RL1	AR2154RL1	05/10/02	1526	5.06	22.85	
03	AR2154RL2	AR2154RL2	05/10/02	1559	5.06	22.85	
04	AR2154RL3	AR2154RL3	05/10/02	1632	5.06	22.85	
05	AR2154RL4	AR2154RL4	05/10/02	1705	5.06	22.85	
06	AR2154RL5	AR2154RL5	05/10/02	1738	5.07	22.85	
07	AR1242RL1	AR1242RL1	05/10/02	1811	5.07	22.85	
08	AR1242RL2	AR1242RL2	05/10/02	1844	5.06	22.85	
09	AR1242RL3	AR1242RL3	05/10/02	1916	5.06	22.85	
10	AR1242RL4	AR1242RL4	05/10/02	1949	5.06	22.85	
11	AR1242RL5	AR1242RL5	05/10/02	2022	5.06	22.85	
12	AR1248RL1	AR1248RL1	05/10/02	2055	5.06	22.86	
13	AR1248RL2	AR1248RL2	05/10/02	2128	5.07	22.85	
14	AR1248RL3	AR1248RL3	05/10/02	2201	5.06	22.85	
15	AR1248RL4	AR1248RL4	05/10/02	2234	5.06	22.85	
16	AR1248RL5	AR1248RL5	05/10/02	2307	5.07	22.86	
17	AR1660RL1	AR1660RL1	05/10/02	2339	5.07	22.86	
18	AR1660RL2	AR1660RL2	05/11/02	0012	5.07	22.86	
19	AR1660RL3	AR1660RL3	05/11/02	0045	5.06	22.85	
20	AR1660RL4	AR1660RL4	05/11/02	0118	5.06	22.86	
21	AR1660RL5	AR1660RL5	05/11/02	0151	5.07	22.85	
22	AR1248R1	AR1248R1	05/17/02	2348	5.07	22.86	
23	AR1660R1	AR1660R1	05/18/02	0054	5.06	22.86	
24	BBLK2C	B0515-BS01	05/18/02	0233	5.06	22.86	
25	B2CLCS	B0515-LS01	05/18/02	0306	5.06	22.86	
26	B2CLCSD	B0515-LS01D	05/18/02	0339	5.06	22.86	
27	EP27	A0747-07A	05/18/02	0412	5.06	22.86	
28	EP23	A0747-08A	05/18/02	0444	5.07	22.86	
29	P31SE5S1	A0747-09A	05/18/02	0517	5.07	22.86	
30	P31SW5S1	A0747-10A	05/18/02	0550	5.07	22.86	
31	P31NW5S1	A0747-11A	05/18/02	0623	5.07	22.86	
32	P31NE5S1	A0747-12A	05/18/02	0656	5.07	22.86	

QC LIMITS
 TCX = Tetrachloro-m-xylene (+/- 0.05 MINUTES)
 DCB = Decachlorobiphenyl (+/- 0.10 MINUTES)

Column used to flag retention time values with an asterisk.
 * Values outside of QC limits.

FORM 8
PCB ANALYTICAL SEQUENCE

Lab Name: MITKEM CORPORATION Contract:
 Lab Code: MITKEM Case No.: SAS No.: SDG No.: A0747
 GC Column: RTXCLPPEST ID: 0.53 (mm) Init. Calib. Date(s): 05/10/02 05/11/02
 Instrument ID: E2

THE ANALYTICAL SEQUENCE OF PERFORMANCE EVALUATION MIXTURES, BLANKS,
 SAMPLES, AND STANDARDS IS GIVEN BELOW:

MEAN SURROGATE RT FROM INITIAL CALIBRATION						
TCX: 5.07 DCB: 22.85						
	CLIENT SAMPLE NO.	LAB SAMPLE ID	DATE ANALYZED	TIME ANALYZED	TCX RT #	DCB RT #
	=====	=====	=====	=====	=====	=====
01	AR1248R2	AR1248R2	05/18/02	0835	5.07	22.86
02	AR1660R2	AR1660R2	05/18/02	0940	5.07	22.86
03						
04						
05						
06						
07						
08						
09						
10						
11						
12						
13						
14						
15						
16						
17						
18						
19						
20						
21						
22						
23						
24						
25						
26						
27						
28						
29						
30						
31						
32						

QC LIMITS

TCX = Tetrachloro-m-xylene (+/- 0.05 MINUTES)
 DCB = Decachlorobiphenyl (+/- 0.10 MINUTES)

Column used to flag retention time values with an asterisk.
 * Values outside of QC limits.

FORM 8
PCB ANALYTICAL SEQUENCE

Lab Name: MITKEM CORPORATION Contract:
 Lab Code: MITKEM Case No.: SAS No.: SDG No.: A0747
 GC Column: DB-1701 ID: 0.53 (mm) Init. Calib. Date(s): 05/15/02 05/16/02
 Instrument ID: E3

THE ANALYTICAL SEQUENCE OF PERFORMANCE EVALUATION MIXTURES, BLANKS,
 SAMPLES, AND STANDARDS IS GIVEN BELOW:

MEAN SURROGATE RT FROM INITIAL CALIBRATION						
			TCX: 4.35		DCB: 21.79	
CLIENT SAMPLE NO.	LAB SAMPLE ID	DATE ANALYZED	TIME ANALYZED	TCX RT #	DCB RT #	
01	AR1232AL3	AR1232AL3	05/15/02	1620	4.34	21.78
02	AR1242AL1	AR1242AL1	05/15/02	1649	4.35	21.79
03	AR1242AL2	AR1242AL2	05/15/02	1717	4.34	21.78
04	AR1242AL3	AR1242AL3	05/15/02	1745	4.35	21.78
05	AR1242AL4	AR1242AL4	05/15/02	1814	4.35	21.78
06	AR1242AL5	AR1242AL5	05/15/02	1842	4.35	21.78
07	AR1248AL1	AR1248AL1	05/15/02	1911	4.34	21.78
08	AR1248AL2	AR1248AL2	05/15/02	1939	4.34	21.77
09	AR1248AL3	AR1248AL3	05/15/02	2007	4.34	21.78
10	AR1248AL4	AR1248AL4	05/15/02	2036	4.34	21.77
11	AR1248AL5	AR1248AL5	05/15/02	2104	4.34	21.78
12	AR2154AL1	AR2154AL1	05/15/02	2132	4.35	21.78
13	AR2154AL2	AR2154AL2	05/15/02	2201	4.34	21.79
14	AR2154AL3	AR2154AL3	05/15/02	2229	4.34	21.79
15	AR2154AL4	AR2154AL4	05/15/02	2258	4.35	21.79
16	AR2154AL5	AR2154AL5	05/15/02	2326	4.34	21.78
17	AR1660AL1	AR1660AL1	05/15/02	2354	4.35	21.78
18	AR1660AL2	AR1660AL2	05/16/02	0023	4.35	21.79
19	AR1660AL3	AR1660AL3	05/16/02	0051	4.35	21.79
20	AR1660AL4	AR1660AL4	05/16/02	0119	4.35	21.79
21	AR1660AL5	AR1660AL5	05/16/02	0148	4.35	21.79
22	BBLK3A	B0515-BS1	05/16/02	0313	4.35	21.79
23	B3ALCS	B0515-LS1	05/16/02	0341	4.35	21.79
24	B3ALCSD	B0515-LS1D	05/16/02	0410	4.35	21.79
25	EP24	A0747-01A	05/16/02	0506	4.35	21.80
26	EP25	A0747-02A	05/16/02	0535	4.35	21.79
27	EP26	A0747-03A	05/16/02	0603	4.35	21.78
28	EP20	A0747-04A	05/16/02	0631	4.35	21.78
29	EP21	A0747-05A	05/16/02	0700	4.34	21.77
30	EP22	A0747-06A	05/16/02	0728	4.34	21.77
31	AR1248AM1	AR1248AM1	05/16/02	0901	4.34	21.78
32	AR1660AM1	AR1660AM1	05/16/02	1158	4.35	21.78

QC LIMITS
 TCX = Tetrachloro-m-xylene (+/- 0.05 MINUTES)
 DCB = Decachlorobiphenyl (+/- 0.10 MINUTES)

Column used to flag retention time values with an asterisk.
 * Values outside of QC limits.

FORM 8
PCB ANALYTICAL SEQUENCE

Lab Name: MITKEM CORPORATION Contract:
 Lab Code: MITKEM Case No.: SAS No.: SDG No.: A0747
 GC Column: DB-608 ID: 0.53 (mm) Init. Calib. Date(s): 05/15/02 05/16/02
 Instrument ID: E3

THE ANALYTICAL SEQUENCE OF PERFORMANCE EVALUATION MIXTURES, BLANKS,
 SAMPLES, AND STANDARDS IS GIVEN BELOW:

MEAN SURROGATE RT FROM INITIAL CALIBRATION					
		TCX: 4.29		DCB: 23.52	
CLIENT SAMPLE NO.	LAB SAMPLE ID	DATE ANALYZED	TIME ANALYZED	TCX RT #	DCB RT #
=====					
01	AR1232AL3	AR1232AL3	05/15/02	1620	4.28 23.52
02	AR1242AL1	AR1242AL1	05/15/02	1649	4.29 23.52
03	AR1242AL2	AR1242AL2	05/15/02	1717	4.28 23.51
04	AR1242AL3	AR1242AL3	05/15/02	1745	4.29 23.51
05	AR1242AL4	AR1242AL4	05/15/02	1814	4.29 23.51
06	AR1242AL5	AR1242AL5	05/15/02	1842	4.29 23.51
07	AR1248AL1	AR1248AL1	05/15/02	1911	4.29 23.51
08	AR1248AL2	AR1248AL2	05/15/02	1939	4.29 23.50
09	AR1248AL3	AR1248AL3	05/15/02	2007	4.28 23.51
10	AR1248AL4	AR1248AL4	05/15/02	2036	4.28 23.50
11	AR1248AL5	AR1248AL5	05/15/02	2104	4.28 23.51
12	AR2154AL1	AR2154AL1	05/15/02	2132	4.29 23.51
13	AR2154AL2	AR2154AL2	05/15/02	2201	4.29 23.53
14	AR2154AL3	AR2154AL3	05/15/02	2229	4.29 23.52
15	AR2154AL4	AR2154AL4	05/15/02	2258	4.29 23.52
16	AR2154AL5	AR2154AL5	05/15/02	2326	4.28 23.52
17	AR1660AL1	AR1660AL1	05/15/02	2354	4.29 23.52
18	AR1660AL2	AR1660AL2	05/16/02	0023	4.29 23.52
19	AR1660AL3	AR1660AL3	05/16/02	0051	4.29 23.52
20	AR1660AL4	AR1660AL4	05/16/02	0119	4.29 23.52
21	AR1660AL5	AR1660AL5	05/16/02	0148	4.29 23.52
22	BBLK3A	B0515-BS1	05/16/02	0313	4.29 23.52
23	B3ALCS	B0515-LS1	05/16/02	0341	4.29 23.53
24	B3ALCSD	B0515-LS1D	05/16/02	0410	4.29 23.53
25	EP24	A0747-01A	05/16/02	0506	4.29 23.53
26	EP25	A0747-02A	05/16/02	0535	4.29 23.52
27	EP26	A0747-03A	05/16/02	0603	4.29 23.52
28	EP20	A0747-04A	05/16/02	0631	4.29 23.51
29	EP21	A0747-05A	05/16/02	0700	4.28 23.50
30	EP22	A0747-06A	05/16/02	0728	4.28 23.50
31	AR1248AM1	AR1248AM1	05/16/02	0901	4.28 23.51
32	AR1660AM1	AR1660AM1	05/16/02	1158	4.29 23.51

QC LIMITS
 TCX = Tetrachloro-m-xylene (+/- 0.05 MINUTES)
 DCB = Decachlorobiphenyl (+/- 0.10 MINUTES)

Column used to flag retention time values with an asterisk.
 * Values outside of QC limits.

96

FORM 10
PCB IDENTIFICATION SUMMARY
FOR MULTICOMPONENT ANALYTES

CLIENT SAMPLE NO.

B2CLCS

Lab Name: MITKEM CORPORATION

Contract:

Lab Code: MITKEM

Case No.:

SAS No.:

SDG No.: A0747

Lab Sample ID: B0515-LS01

Date(s) Analyzed: 05/18/02 05/18/02

Instrument ID (1): E2

Instrument ID (2): E2

GC Column(1): RTXCLPPEST 2 ID: 0.53(mm) GC Column(2): RTXCLPPEST ID: 0.53(mm)

ANALYTE	PEAK	RT	RT WINDOW		CONCENTRATION	MEAN CONCENTRATION	%D
			FROM	TO			
Aroclor-1016 COLUMN 1	1	9.45	9.38	9.52	340	340	
	2	10.91	10.83	10.97	350		
	3	11.34	11.26	11.40	340		
	4						
	5						
COLUMN 2	1	7.14	7.07	7.21	330	330	3.0
	2	8.49	8.42	8.56	340		
	3	10.10	10.03	10.17	330		
	4						
	5						
Aroclor-1260 COLUMN 1	1	17.57	17.49	17.63	350	350	
	2	20.50	20.42	20.56	350		
	3	21.52	21.44	21.58	350		
	4						
	5						
COLUMN 2	1	15.40	15.33	15.47	340	350	0.0
	2	16.49	16.41	16.56	340		
	3	18.61	18.53	18.67	370		
	4						
	5						
COLUMN 1	1						
	2						
	3						
	4						
	5						
COLUMN 2	1						
	2						
	3						
	4						
	5						

At least 3 peaks are required for identification of multicomponent analytes.

FORM 10
 PCB IDENTIFICATION SUMMARY
 FOR MULTICOMPONENT ANALYTES

CLIENT SAMPLE NO.

B2CLCSD

Lab Name: MITKEM CORPORATION

Contract:

Lab Code: MITKEM

Case No.:

SAS No.:

SDG No.: A0747

Lab Sample ID: B0515-LS01D

Date(s) Analyzed: 05/18/02 05/18/02

Instrument ID (1): E2

Instrument ID (2): E2

GC Column(1): RTXCLPPEST 2 ID: 0.53(mm) GC Column(2): RTXCLPPEST ID: 0.53(mm)

ANALYTE	PEAK	RT	RT WINDOW		CONCENTRATION	MEAN CONCENTRATION	%D
			FROM	TO			
Aroclor-1016 COLUMN 1	1	9.45	9.38	9.52	340	350	
	2	10.91	10.83	10.97	360		
	3	11.34	11.26	11.40	350		
	4						
	5						
COLUMN 2	1	7.14	7.07	7.21	340	340	2.9
	2	8.49	8.42	8.56	350		
	3	10.10	10.03	10.17	340		
	4						
	5						
Aroclor-1260 COLUMN 1	1	17.57	17.49	17.63	360	360	
	2	20.50	20.42	20.56	360		
	3	21.52	21.44	21.58	370		
	4						
	5						
COLUMN 2	1	15.40	15.33	15.47	350	350	2.8
	2	16.49	16.41	16.56	350		
	3	18.61	18.53	18.67	360		
	4						
	5						
COLUMN 1	1						
	2						
	3						
	4						
	5						
COLUMN 2	1						
	2						
	3						
	4						
	5						

At least 3 peaks are required for identification of multicomponent analytes.

FORM 10
 PCB IDENTIFICATION SUMMARY
 FOR MULTICOMPONENT ANALYTES

CLIENT SAMPLE NO.

B3ALCS

Lab Name: MITKEM CORPORATION

Contract:

Lab Code: MITKEM

Case No.:

SAS No.:

SDG No.: A0747

Lab Sample ID: B0515-LS1

Date(s) Analyzed: 05/16/02 05/16/02

Instrument ID (1): E3

Instrument ID (2): E3

GC Column(1): DB-1701

ID: 0.53 (mm)

GC Column(2): DB-608

ID: 0.53 (mm)

ANALYTE	PEAK	RT	RT WINDOW		CONCENTRATION	MEAN CONCENTRATION	%D
			FROM	TO			
Aroclor-1016 COLUMN 1	1	6.56	6.49	6.63	360	360	
	2	7.77	7.70	7.84	360		
	3	8.13	8.06	8.20	370		
	4						
	5						
COLUMN 2	1	6.79	6.72	6.86	350	350	2.8
	2	7.79	7.72	7.86	350		
	3	8.26	8.19	8.33	350		
	4						
	5						
Aroclor-1260 COLUMN 1	1	12.94	12.87	13.01	350	350	
	2	13.65	13.58	13.72	350		
	3	16.77	16.70	16.84	350		
	4						
	5						
COLUMN 2	1	13.60	13.53	13.67	350	340	2.9
	2	15.04	14.96	15.10	340		
	3	16.78	16.71	16.85	340		
	4						
	5						
COLUMN 1	1						
	2						
	3						
	4						
	5						
COLUMN 2	1						
	2						
	3						
	4						
	5						

At least 3 peaks are required for identification of multicomponent analytes.

FORM 10
 PCB IDENTIFICATION SUMMARY
 FOR MULTICOMPONENT ANALYTES

CLIENT SAMPLE NO.

B3ALCSD

Lab Name: MITKEM CORPORATION

Contract:

Lab Code: MITKEM

Case No.:

SAS No.:

SDG No.: A0747

Lab Sample ID: B0515-LS1D

Date(s) Analyzed: 05/16/02 05/16/02

Instrument ID (1): E3

Instrument ID (2): E3

GC Column(1): DB-1701

ID: 0.53 (mm)

GC Column(2): DB-608

ID: 0.53 (mm)

ANALYTE	PEAK	RT	RT WINDOW		CONCENTRATION	MEAN CONCENTRATION	%D
			FROM	TO			
Aroclor-1016 COLUMN 1	1	6.56	6.49	6.63	370	370	
	2	7.77	7.70	7.84	370		
	3	8.14	8.06	8.20	370		
	4						
	5						
COLUMN 2	1	6.79	6.72	6.86	360	360	2.7
	2	7.80	7.72	7.86	360		
	3	8.26	8.19	8.33	360		
	4						
	5						
Aroclor-1260 COLUMN 1	1	12.94	12.87	13.01	360	360	
	2	13.65	13.58	13.72	370		
	3	16.77	16.70	16.84	360		
	4						
	5						
COLUMN 2	1	13.60	13.53	13.67	360	350	2.8
	2	15.04	14.96	15.10	350		
	3	16.79	16.71	16.85	340		
	4						
	5						
COLUMN 1	1						
	2						
	3						
	4						
	5						
COLUMN 2	1						
	2						
	3						
	4						
	5						

At least 3 peaks are required for identification of multicomponent analytes.

FORM 10
 PCB IDENTIFICATION SUMMARY
 FOR MULTICOMPONENT ANALYTES

CLIENT SAMPLE NO.

EP21

Lab Name: MITKEM CORPORATION

Contract:

Lab Code: MITKEM

Case No.:

SAS No.:

SDG No.: A0747

Lab Sample ID: A0747-05A

Date(s) Analyzed: 05/16/02 05/16/02

Instrument ID (1): E3

Instrument ID (2): E3

GC Column(1): DB-1701

ID: 0.53(mm)

GC Column(2): DB-608

ID: 0.53(mm)

ANALYTE	PEAK	RT	RT WINDOW		CONCENTRATION	MEAN CONCENTRATION	%D
			FROM	TO			
Aroclor-1248	1	7.76	7.69	7.83	280	310	
	2	9.68	9.60	9.74	240		
	3	10.57	10.49	10.63	400		
COLUMN 1	4						
	5						
	1	10.45	10.38	10.52	340		
	2	10.65	10.58	10.72	370		
	3	11.54	11.46	11.60	320		
COLUMN 2	4					340	9.2
	5						
	1						
	2						
	3						
COLUMN 1	4						
	5						
	1						
	2						
	3						
COLUMN 2	4						
	5						
	1						
	2						
	3						
COLUMN 1	4						
	5						
	1						
	2						
	3						
COLUMN 2	4						
	5						
	1						
	2						
	3						

At least 3 peaks are required for identification of multicomponent analytes.

FORM 10
PCB IDENTIFICATION SUMMARY
FOR MULTICOMPONENT ANALYTES

CLIENT SAMPLE NO.

EP23

Lab Name: MITKEM CORPORATION

Contract:

Lab Code: MITKEM

Case No.:

SAS No.:

SDG No.: A0747

Lab Sample ID: A0747-08A

Date(s) Analyzed: 05/18/02 05/18/02

Instrument ID (1): E2

Instrument ID (2): E2

GC Column(1): RTXCLPPEST 2 ID: 0.53(mm)

GC Column(2): RTXCLPPEST ID: 0.53(mm)

ANALYTE	PEAK	RT	RT WINDOW		CONCENTRATION	MEAN CONCENTRATION	%D
			FROM	TO			
Aroclor-1248	1	12.00	11.93	12.07	91	100	
	2	13.21	13.13	13.27	98		
	3	16.17	16.09	16.23	120		
	4						
	5						
COLUMN 1	1					100	
	2						
	3						
	4						
	5						
COLUMN 2	1	11.37	11.29	11.43	100	110	9.5
	2	12.03	11.94	12.08	110		
	3	13.19	13.11	13.25	110		
	4						
	5						
COLUMN 1	1						
	2						
	3						
	4						
	5						
COLUMN 2	1						
	2						
	3						
	4						
	5						
COLUMN 1	1						
	2						
	3						
	4						
	5						
COLUMN 2	1						
	2						
	3						
	4						
	5						

At least 3 peaks are required for identification of multicomponent analytes.

FORM 10
PCB IDENTIFICATION SUMMARY
FOR MULTICOMPONENT ANALYTES

CLIENT SAMPLE NO.

EP24

Lab Name: MITKEM CORPORATION

Contract:

Lab Code: MITKEM

Case No.:

SAS No.:

SDG No.: A0747

Lab Sample ID: A0747-01A

Date(s) Analyzed: 05/16/02 05/16/02

Instrument ID (1): E3

Instrument ID (2): E3

GC Column(1): DB-1701

ID: 0.53 (mm)

GC Column(2): DB-608

ID: 0.53 (mm)

ANALYTE	PEAK	RT	RT WINDOW		CONCENTRATION	MEAN CONCENTRATION	%D
			FROM	TO			
Aroclor-1248	1	7.77	7.69	7.83	240	260	
	2	9.69	9.60	9.74	130		
	3	10.57	10.49	10.63	420		
COLUMN 1	4						
	5						
COLUMN 2	1	10.46	10.38	10.52	330	310	17.5
	2	10.66	10.58	10.72	360		
	3	11.55	11.46	11.60	240		
COLUMN 2	4						
	5						
COLUMN 1	1						
	2						
	3						
	4						
	5						
COLUMN 2	1						
	2						
	3						
	4						
	5						
COLUMN 1	1						
	2						
	3						
	4						
	5						
COLUMN 2	1						
	2						
	3						
	4						
	5						

At least 3 peaks are required for identification of multicomponent analytes.

FORM 10
 PCB IDENTIFICATION SUMMARY
 FOR MULTICOMPONENT ANALYTES

CLIENT SAMPLE NO.

EP25

Lab Name: MITKEM CORPORATION

Contract:

Lab Code: MITKEM

Case No.:

SAS No.:

SDG No.: A0747

Lab Sample ID: A0747-02A

Date(s) Analyzed: 05/16/02 05/16/02

Instrument ID (1): E3

Instrument ID (2): E3

GC Column(1): DB-1701

ID: 0.53 (mm)

GC Column(2): DB-608

ID: 0.53 (mm)

ANALYTE	PEAK	RT	RT WINDOW		CONCENTRATION	MEAN CONCENTRATION	%D
			FROM	TO			
Aroclor-1248	1	7.78	7.69	7.83	690	750	
	2	9.69	9.60	9.74	440		
	3	10.57	10.49	10.63	1100		
COLUMN 1	4						
	5						
	1	10.46	10.38	10.52	740		
	2	10.66	10.58	10.72	850		
	3	11.55	11.46	11.60	650		
COLUMN 2	4					740	1.3
	5						
	1						
	2						
	3						
COLUMN 1	4						
	5						
	1						
	2						
	3						
COLUMN 2	4						
	5						
	1						
	2						
	3						
COLUMN 1	4						
	5						
	1						
	2						
	3						
COLUMN 2	4						
	5						
	1						
	2						
	3						

At least 3 peaks are required for identification of multicomponent analytes.

FORM 10
PCB IDENTIFICATION SUMMARY
FOR MULTICOMPONENT ANALYTES

CLIENT SAMPLE NO.

EP26

Lab Name: MITKEM CORPORATION

Contract:

Lab Code: MITKEM

Case No.:

SAS No.:

SDG No.: A0747

Lab Sample ID: A0747-03A

Date(s) Analyzed: 05/16/02 05/16/02

Instrument ID (1): E3

Instrument ID (2): E3

GC Column(1): DB-1701

ID: 0.53 (mm)

GC Column(2): DB-608

ID: 0.53 (mm)

ANALYTE	PEAK	RT	RT WINDOW		CONCENTRATION	MEAN CONCENTRATION	%D
			FROM	TO			
Aroclor-1248	1	7.77	7.69	7.83	960	860	
	2	9.68	9.60	9.74	490		
	3	10.57	10.49	10.63	1100		
COLUMN 1	4						
	5						
COLUMN 2	1	10.45	10.38	10.52	950	980	13.0
	2	10.66	10.58	10.72	1100		
	3	11.54	11.46	11.60	940		
4							
5							
COLUMN 1	1						
	2						
	3						
	4						
	5						
COLUMN 2	1						
	2						
	3						
	4						
	5						
COLUMN 1	1						
	2						
	3						
	4						
	5						
COLUMN 2	1						
	2						
	3						
	4						
	5						

At least 3 peaks are required for identification of multicomponent analytes.

FORM 10
PCB IDENTIFICATION SUMMARY
FOR MULTICOMPONENT ANALYTES

CLIENT SAMPLE NO.

EP27

Lab Name: MITKEM CORPORATION

Contract:

Lab Code: MITKEM

Case No.:

SAS No.:

SDG No.: A0747

Lab Sample ID: A0747-07A

Date(s) Analyzed: 05/18/02 05/18/02

Instrument ID (1): E2

Instrument ID (2): E2

GC Column(1): RTXCLPPEST 2 ID: 0.53(mm) GC Column(2): RTXCLPPEST ID: 0.53(mm)

ANALYTE	PEAK	RT	RT WINDOW		CONCENTRATION	MEAN CONCENTRATION	%D
			FROM	TO			
Aroclor-1248	1	12.00	11.93	12.07	3500	3500	
	2	13.21	13.13	13.27	4400		
	3	16.17	16.09	16.23	2500		
COLUMN 1	4						
	5						
COLUMN 2	1	11.36	11.29	11.43	4100	3700	5.6
	2	12.01	11.94	12.08	4200		
	3	13.19	13.11	13.25	2800		
	4						
	5						
COLUMN 1	1						
	2						
	3						
	4						
	5						
COLUMN 2	1						
	2						
	3						
	4						
	5						
COLUMN 1	1						
	2						
	3						
	4						
	5						
COLUMN 2	1						
	2						
	3						
	4						
	5						

At least 3 peaks are required for identification of multicomponent analytes.

FORM 10
PCB IDENTIFICATION SUMMARY
FOR MULTICOMPONENT ANALYTES

CLIENT SAMPLE NO.

P31NE5S1

Lab Name: MITKEM CORPORATION

Contract:

Lab Code: MITKEM

Case No.:

SAS No.:

SDG No.: A0747

Lab Sample ID: A0747-12A

Date(s) Analyzed: 05/18/02 05/18/02

Instrument ID (1): E2

Instrument ID (2): E2

GC Column(1): RTXCLPPEST 2 ID: 0.53 (mm) GC Column(2): RTXCLPPEST ID: 0.53 (mm)

ANALYTE	PEAK	RT	RT WINDOW		CONCENTRATION	MEAN CONCENTRATION	%D
			FROM	TO			
Aroclor-1248	1	12.00	11.93	12.07	280	420	
	2	13.21	13.13	13.27	380		
	3	16.17	16.09	16.23	600		
COLUMN 1	4						
	5						
COLUMN 2	1	11.36	11.29	11.43	610	600	35.3
	2	12.02	11.94	12.08	580		
	3	13.19	13.11	13.25	620		
COLUMN 2	4						
	5						
COLUMN 1	1						
	2						
	3						
COLUMN 2	4						
	5						
COLUMN 1	1						
	2						
	3						
COLUMN 2	4						
	5						

At least 3 peaks are required for identification of multicomponent analytes.

FORM 10
 PCB IDENTIFICATION SUMMARY
 FOR MULTICOMPONENT ANALYTES

CLIENT SAMPLE NO.

P31NW5S1

Lab Name: MITKEM CORPORATION

Contract:

Lab Code: MITKEM

Case No.:

SAS No.:

SDG No.: A0747

Lab Sample ID: A0747-11A

Date(s) Analyzed: 05/18/02 05/18/02

Instrument ID (1): E2

Instrument ID (2): E2

GC Column(1): RTXCLPPEST 2 ID: 0.53(mm) GC Column(2): RTXCLPPEST ID: 0.53(mm)

ANALYTE	PEAK	RT	RT WINDOW		CONCENTRATION	MEAN CONCENTRATION	%D
			FROM	TO			
Aroclor-1248	1	12.00	11.93	12.07	320	460	
	2	13.21	13.13	13.27	400		
	3	16.17	16.09	16.23	660		
COLUMN 1	4						
	5						
COLUMN 2	1	11.36	11.29	11.43	680	630	31.2
	2	12.02	11.94	12.08	570		
	3	13.19	13.11	13.25	630		
COLUMN 1	4						
	5						
COLUMN 1	1						
	2						
	3						
	4						
	5						
COLUMN 2	1						
	2						
	3						
	4						
	5						
COLUMN 1	1						
	2						
	3						
	4						
	5						
COLUMN 2	1						
	2						
	3						
	4						
	5						

At least 3 peaks are required for identification of multicomponent analytes.

FORM 10
 PCB IDENTIFICATION SUMMARY
 FOR MULTICOMPONENT ANALYTES

CLIENT SAMPLE NO.

P31SE5S1

Lab Name: MITKEM CORPORATION

Contract:

Lab Code: MITKEM

Case No.:

SAS No.:

SDG No.: A0747

Lab Sample ID: A0747-09A

Date(s) Analyzed: 05/18/02 05/18/02

Instrument ID (1): E2

Instrument ID (2): E2

GC Column(1): RTXCLPPEST 2 ID: 0.53(mm) GC Column(2): RTXCLPPEST ID: 0.53(mm)

ANALYTE	PEAK	RT	RT WINDOW		CONCENTRATION	MEAN	
			FROM	TO		CONCENTRATION	%D
Aroclor-1248	1	12.00	11.93	12.07	420	630	
	2	13.21	13.13	13.27	570		
	3	16.16	16.09	16.23	900		
COLUMN 1	4						
	5						
	1	11.36	11.29	11.43	850		
	2	12.02	11.94	12.08	750		
	3	13.19	13.11	13.25	860		
COLUMN 2	4						
	5						
						820	26.2
COLUMN 1	1						
	2						
	3						
	4						
	5						
COLUMN 2	1						
	2						
	3						
	4						
	5						
COLUMN 1	1						
	2						
	3						
	4						
	5						
COLUMN 2	1						
	2						
	3						
	4						
	5						

At least 3 peaks are required for identification of multicomponent analytes.

FORM 10
 PCB IDENTIFICATION SUMMARY
 FOR MULTICOMPONENT ANALYTES

CLIENT SAMPLE NO.

P31SW5S1

Lab Name: MITKEM CORPORATION

Contract:

Lab Code: MITKEM

Case No.:

SAS No.:

SDG No.: A0747

Lab Sample ID: A0747-10A

Date(s) Analyzed: 05/18/02 05/18/02

Instrument ID (1): E2

Instrument ID (2): E2

GC Column(1): RTXCLPPEST 2 ID: 0.53 (mm) GC Column(2): RTXCLPPEST ID: 0.53 (mm)

ANALYTE	PEAK	RT	RT WINDOW		CONCENTRATION	MEAN CONCENTRATION	%D
			FROM	TO			
Aroclor-1248	1	12.00	11.93	12.07	230	360	
	2	13.21	13.13	13.27	280		
	3	16.17	16.09	16.23	570		
COLUMN 1	4						
	5						
COLUMN 2	1	11.37	11.29	11.43	560	540	40.0
	2	12.02	11.94	12.08	500		
	3	13.19	13.11	13.25	570		
COLUMN 1	4						
	5						
COLUMN 1	1						
	2						
	3						
	4						
	5						
COLUMN 2	1						
	2						
	3						
	4						
	5						
COLUMN 1	1						
	2						
	3						
	4						
	5						
COLUMN 2	1						
	2						
	3						
	4						
	5						

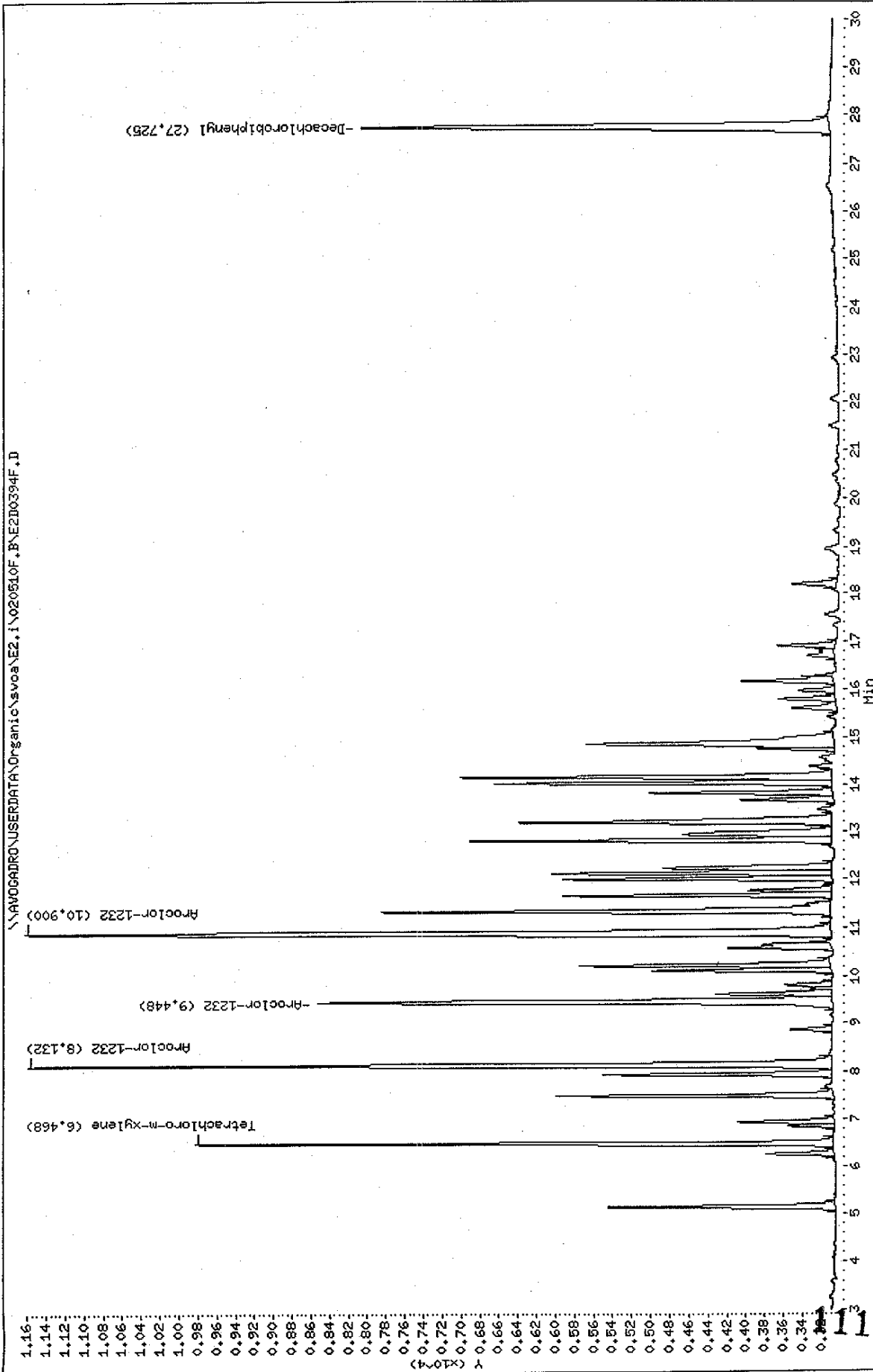
At least 3 peaks are required for identification of multicomponent analytes.

Data File: \\AVOCADRON\USERDATA\Organic\svoa\E2.i\020510F.B\E2D0394F.D
 Date: 10-MAY-2002 14:53
 Client ID: AR1232RL3
 Sample Info: AR1232RL3,AR1232RL3,,ar1232.sub
 Volume Injected (uL): 1.0
 Column phase: RtxCLPPest 2

Instrument: E2.i

Operator: GHL

Column diameter: 0.53



Data File: E2D0394F.D
 Report Date: 13-May-2002 10:35

Mitkem Corporation

Sample #1 : \\AVOGADRO\USERDATA\Organic\svoa\E2.i\020510F.B\E2D0394F.D
 Sample #2 : \\AVOGADRO\USERDATA\Organic\svoa\E2.i\020510R.B\E2D0394R.D
 Inj Date : 10-MAY-2002 14:53
 Sample Info: AR1232RL3,AR1232RL3,,ar1232.sub
 Misc Info : 1,3,,1
 Cal Date : 13-MAY-2002 07:39
 Operator : GML
 Inst ID : E2.i
 Dil Factor : 1.000000

Method #1 : \\AVOGADRO\USERDATA\Organic\svoa\E2.i\020510F.B\E2_PCB_F.m
 Method #2 : \\AVOGADRO\USERDATA\Organic\svoa\E2.i\020510R.B\E2_PCB_R.m
 Sub List #1 : ar1232.sub
 Sub List #2 : ar1232.sub
 Col #1 Phase : RtxCLPPest 2
 Col #2 Phase : RtxCLPPest

Concentration Formula: Amt * DF * Uf * Vt / (Vo * Vi)

Name	Value	Description
DF	1.000	Dilution Factor
Uf	1.000	Correction factor
Vt	10000.000	Volume of final extract (uL)
Vo	1000.000	Volume of sample extracted (ml)
Vi	1.000	Volume injected (uL)

Compound	RT#1	RT#2	Resp#1	Resp#2	Conc#1 (ug/L)	Conc#2 (ug/L)	Target Range	Ratio
Tetrachloro-m-xylene	6.468	5.063	6738	6520	0.020	0.020		100.00(a)
Aroclor-1232	8.132	7.138	8489	5396	1.0	1.0	80.00- 120.00	100.00
	9.448	8.487	5438	7039	1.0	1.0	44.06- 84.06	64.06
	10.900	10.093	8516	3330	1.0	1.0	80.32- 120.32	100.32
	Average of Peak Amounts =				1.0	1.0		
Decachlorobiphenyl	27.725	22.848	4944	5022	0.020	0.020		100.00(a)

JR
5/13/02

QC Flag Legend

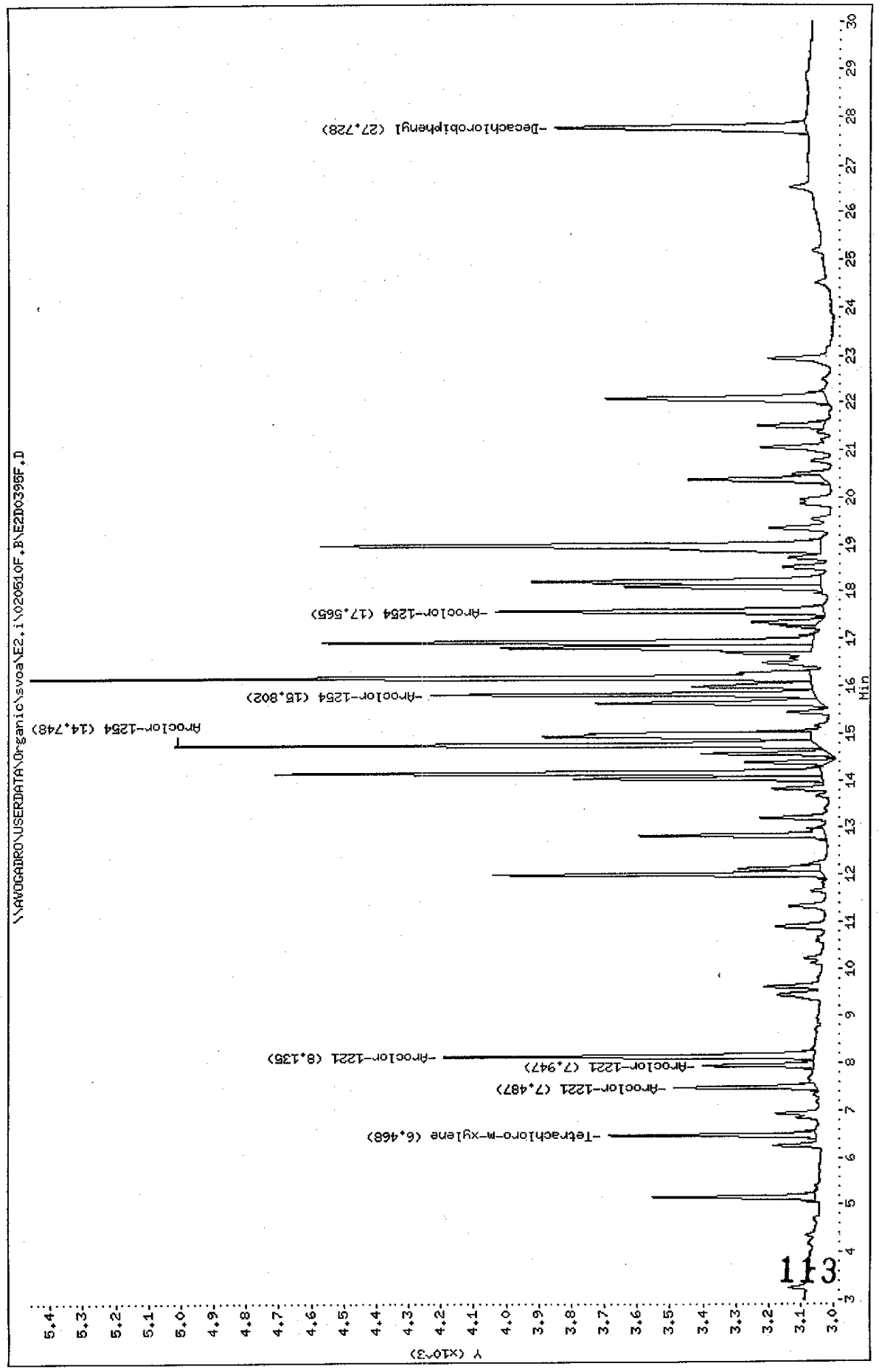
a - Target compound detected but, quantitated amount
 Below Limit Of Quantitation(BLOQ).

Data File: \\AVOCARDRO\USERDATA\Organic\svoa\E2.1\020510F.B\E2D0395F.D
Date : 10-MAY-2002 15:26
Client ID: AR2154RL1
Sample Info: AR2154RL1,AR2154RL1,,ar2154.sub
Volume Injected (ul): 1.0
Column phase: RtxCLPPest 2

Instrument: E2.1

Operator: GHL

Column diameter: 0.53



\\AVOCARDRO\USERDATA\Organic\svoa\E2.1\020510F.B\E2D0395F.D

Data File: \\AVOCADRO\USERDATA\Organic\svoa\E2.1\020510R.B\E2D0395R.D

Date : 10-MAY-2002 15:26

Client ID: AR2154RL1

Sample Info: AR2154RL1,AR2154RL1,,ar2154.sub

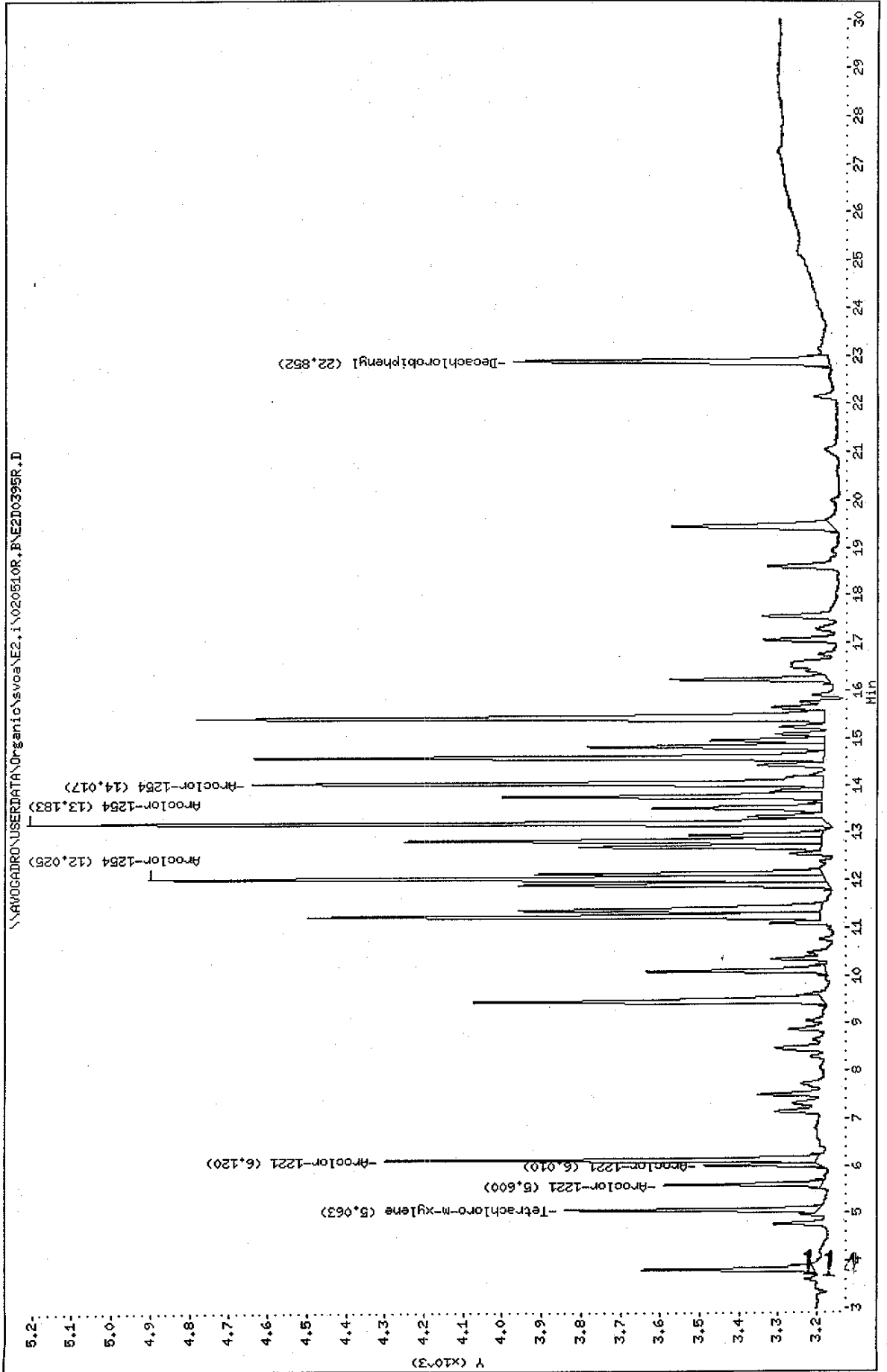
Volume Injected (ul): 1.0

Column phase: RtxCLPPest

Instrument: E2.1

Operator: GHL

Column diameter: 0.53



Data File: E2D0395F.D
 Report Date: 13-May-2002 10:35

Mitekem Corporation

Sample #1 : \\AVOGADRO\USERDATA\Organic\svoa\E2.i\020510F.B\E2D0395F.D
 Sample #2 : \\AVOGADRO\USERDATA\Organic\svoa\E2.i\020510R.B\E2D0395R.D
 Inj Date : 10-MAY-2002 15:26
 Sample Info: AR2154RL1,AR2154RL1,,ar2154.sub
 Misc Info : 1,1,,1
 Cal Date : 13-MAY-2002 07:39
 Operator : GML
 Inst ID : E2.i
 Dil Factor : 1.000000

Method #1 : \\AVOGADRO\USERDATA\Organic\svoa\E2.i\020510F.B\E2_PCB_F.m
 Method #2 : \\AVOGADRO\USERDATA\Organic\svoa\E2.i\020510R.B\E2_PCB_R.m
 Sub List #1 : ar2154.sub
 Sub List #2 : ar2154.sub
 Col #1 Phase : RtxCLPPest 2
 Col #2 Phase : RtxCLPPest

Concentration Formula: Amt * DF * Uf * Vt / (Vo * Vi)

Name	Value	Description
DF	1.000	Dilution Factor
Uf	1.000	Correction factor
Vt	10000.000	Volume of final extract (uL)
Vo	1000.000	Volume of sample extracted (ml)
Vi	1.000	Volume injected (uL)

Compound	RT#1	RT#2	Resp#1	Resp#2	Conc#1 (ug/L)	Conc#2 (ug/L)	Target Range	Ratio
Tetrachloro-m-xylene	6.468	5.063	630	642	0.0019	0.0020		100.00(a)
Aroclor-1221	7.487	5.600	437	403	0.10	0.10	80.00- 120.00	100.00(a)
	7.947	6.010	342	294	0.10	0.10	49.71- 89.71	78.26(a)
	8.135	6.120	1132	1100	0.10	0.10	189.26- 229.26	259.04(a)
	Average of Peak Amounts =				0.10	0.10		
Aroclor-1254	14.748	12.025	1969	1724	0.10	0.10	80.00- 120.00	100.00(a)
	15.802	13.183	1175	2039	0.10	0.10	58.68- 98.68	59.67(a)
	17.565	14.017	1001	1455	0.10	0.10	36.48- 76.48	50.84(a)
	Average of Peak Amounts =				0.10	0.10		
Decachlorobiphenyl	27.728	22.852	768	802	0.0024	0.0024		100.00(a)

JFK
5/15/02

Data File: E2D0395F.D
Report Date: 13-May-2002 10:35

QC Flag Legend

a - Target compound detected but, quantitated amount
Below Limit Of Quantitation(BLOQ).

Data File: \\AVOGADRON\USERDATA\Organic\svosa\E2.i\020510F.B\E2D0396F.D

Date : 10-MAY-2002 15:59

Client ID: AR2154RL2

Sample Info: AR2154RL2,AR2154RL2,,ar2154.sub

Volume Injected (uL): 1.0

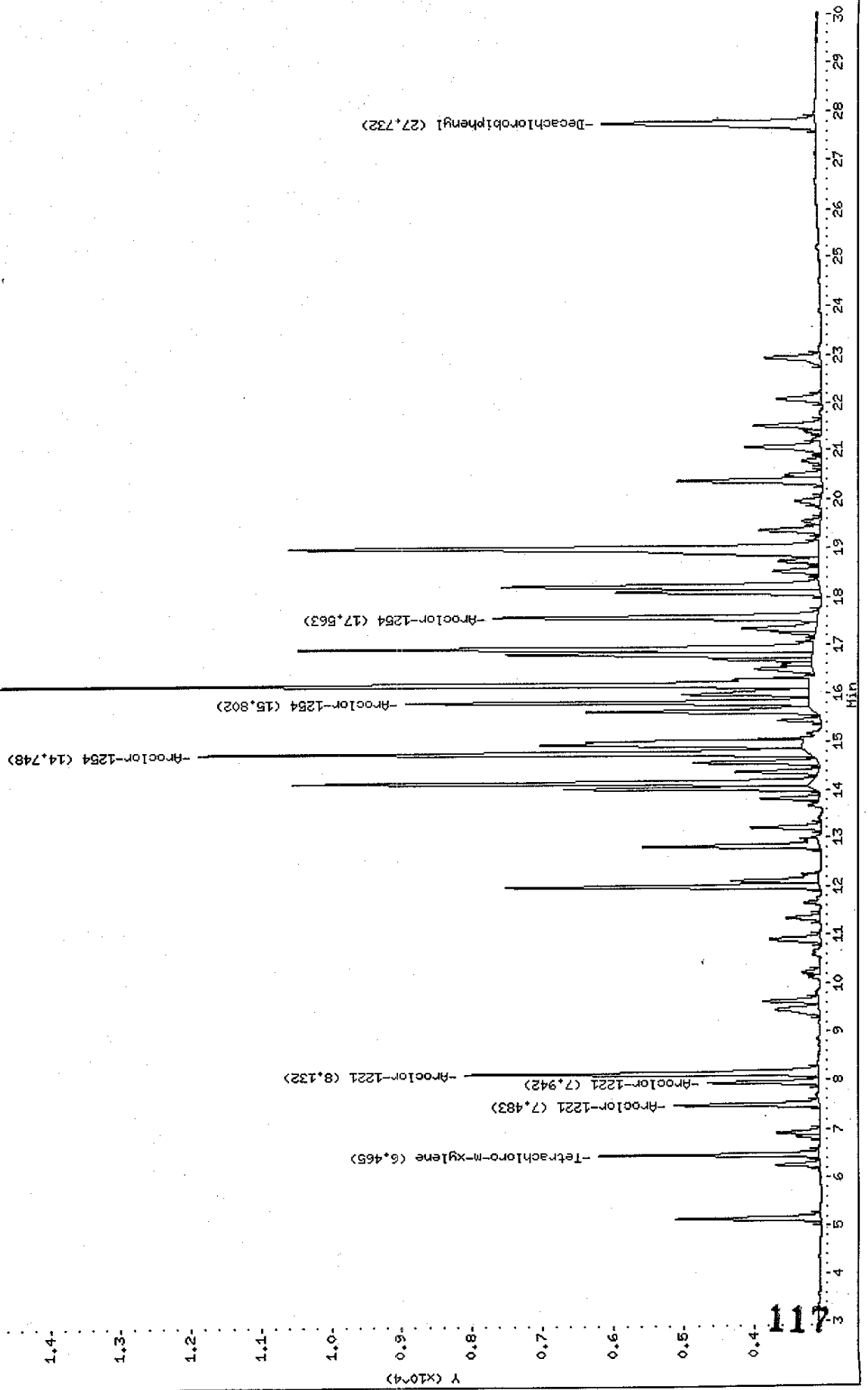
Column Phase: RtxCLPPest 2

Instrument: E2.i

Operator: CHL

Column diameter: 0.53

\\AVOGADRON\USERDATA\Organic\svosa\E2.i\020510F.B\E2D0396F.D

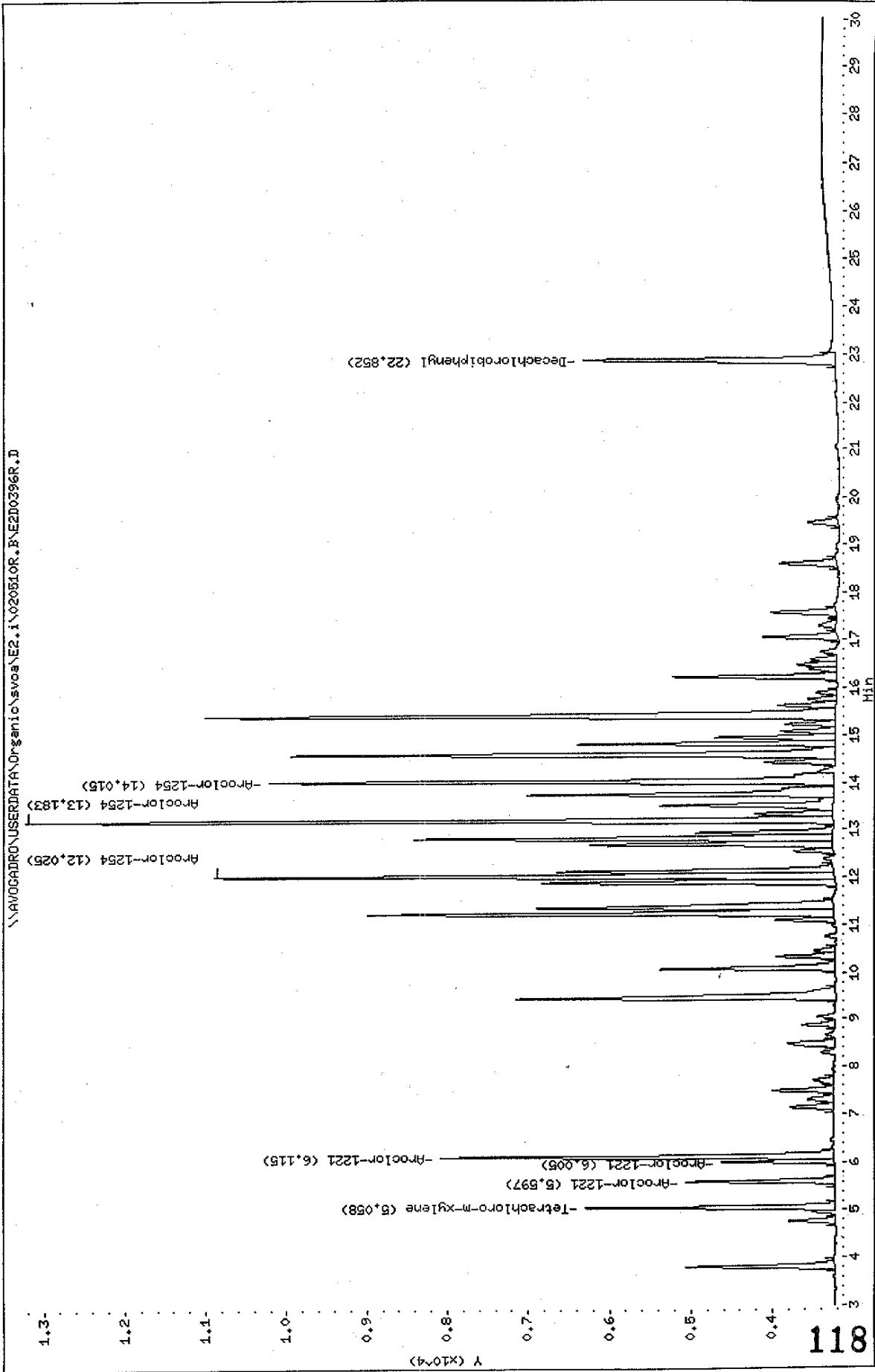


Data File: \\AVOCARDRO\USERDATA\Organic\svoa\E2.1\020510R.BNE2D0396R.D
Date: 10-MAY-2002 15:59
Client ID: AR2154RL2
Sample Info: AR2154RL2,AR2154RL2,,ar2154.sub
Volume Injected (uL): 1.0
Column phase: RtxCLPPest

Instrument: E2.i

Operator: GHL

Column diameter: 0.53



Data File: E2D0396F.D
 Report Date: 13-May-2002 10:35

Mitkem Corporation

Sample #1 : \\AVOGADRO\USERDATA\Organic\svoa\E2.i\020510F.B\E2D0396F.D
 Sample #2 : \\AVOGADRO\USERDATA\Organic\svoa\E2.i\020510R.B\E2D0396R.D
 Inj Date : 10-MAY-2002 15:59
 Sample Info: AR2154RL2,AR2154RL2,,ar2154.sub
 Misc Info : 1,2,,1
 Cal Date : 13-MAY-2002 07:39
 Operator : GML
 Inst ID : E2.i
 Dil Factor : 1.000000

Method #1 : \\AVOGADRO\USERDATA\Organic\svoa\E2.i\020510F.B\E2_PCB_F.m
 Method #2 : \\AVOGADRO\USERDATA\Organic\svoa\E2.i\020510R.B\E2_PCB_R.m
 Sub List #1 : ar2154.sub
 Sub List #2 : ar2154.sub
 Col #1 Phase : RtxCLPPest 2
 Col #2 Phase : RtxCLPPest

Concentration Formula: Amt * DF * Uf * Vt / (Vo * Vi)

Name	Value	Description
DF	1.000	Dilution Factor
Uf	1.000	Correction factor
Vt	10000.000	Volume of final extract (uL)
Vo	1000.000	Volume of sample extracted (ml)
Vi	1.000	Volume injected (uL)

Compound	RT#1	RT#2	Resp#1	Resp#2	Conc#1 (ug/L)	Conc#2 (ug/L)	Target Range	Ratio
Tetrachloro-m-xylene	6.465	5.058	3117	3066	0.0097	0.0096		100.00(a)
Aroclor-1221	7.483	5.597	2059	1844	0.48	0.48	80.00- 120.00	100.00(a)
	7.942	6.005	1569	1391	0.48	0.49	49.71- 89.71	76.20(a)
	8.132	6.115	5002	4830	0.47	0.47	189.26- 229.26	242.93(a)
	Average of Peak Amounts =				0.48	0.48		
Aroclor-1254	14.748	12.025	8678	7663	0.47	0.47	80.00- 120.00	100.00(a)
	15.802	13.183	5721	9977	0.49	0.49	58.68- 98.68	65.93(a)
	17.563	14.015	4609	6987	0.48	0.49	36.48- 76.48	53.11(a)
	Average of Peak Amounts =				0.48	0.48		
Decachlorobiphenyl	27.732	22.852	3026	3110	0.0097	0.0097		100.00(a)

Handwritten note: 3x 5/13/02

Data File: E2D0396F.D
Report Date: 13-May-2002 10:35

QC Flag Legend

a - Target compound detected but, quantitated amount
Below Limit Of Quantitation(BLOQ).

Data File: \\AVOCADRON\USERDATA\Organic\svoa\E2.i\020510F.B\E2D0397F.D

Date : 10-MAY-2002 16:32

Client ID: AR2154RL3

Sample Info: AR2154RL3,AR2154RL3,,ar2154.sub

Volume Injected (uL): 1.0

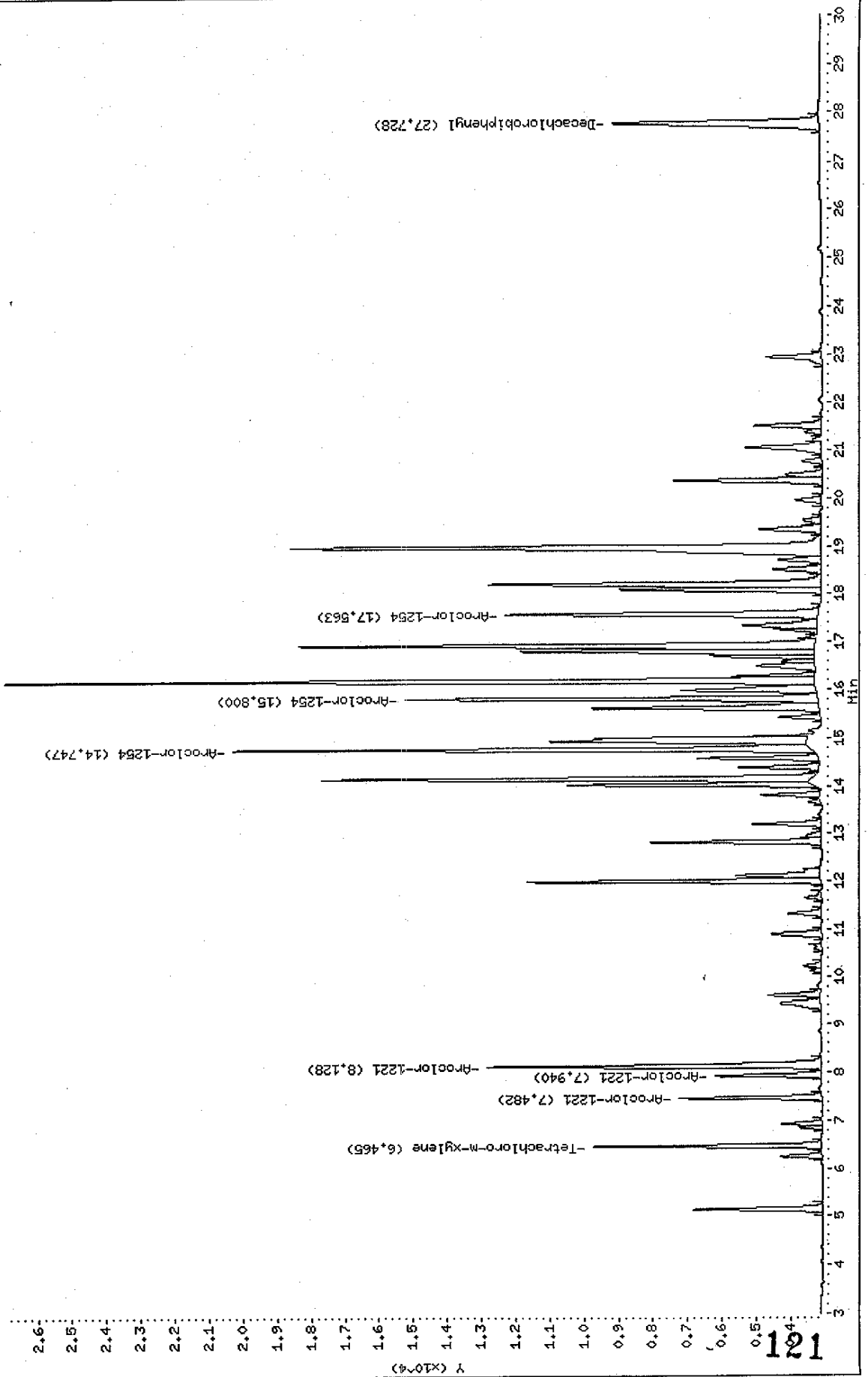
Column Phase: RtxCLPPest 2

Instrument: E2.i

Operator: CHL

Column diameter: 0.53

\\AVOCADRON\USERDATA\Organic\svoa\E2.i\020510F.B\E2D0397F.D

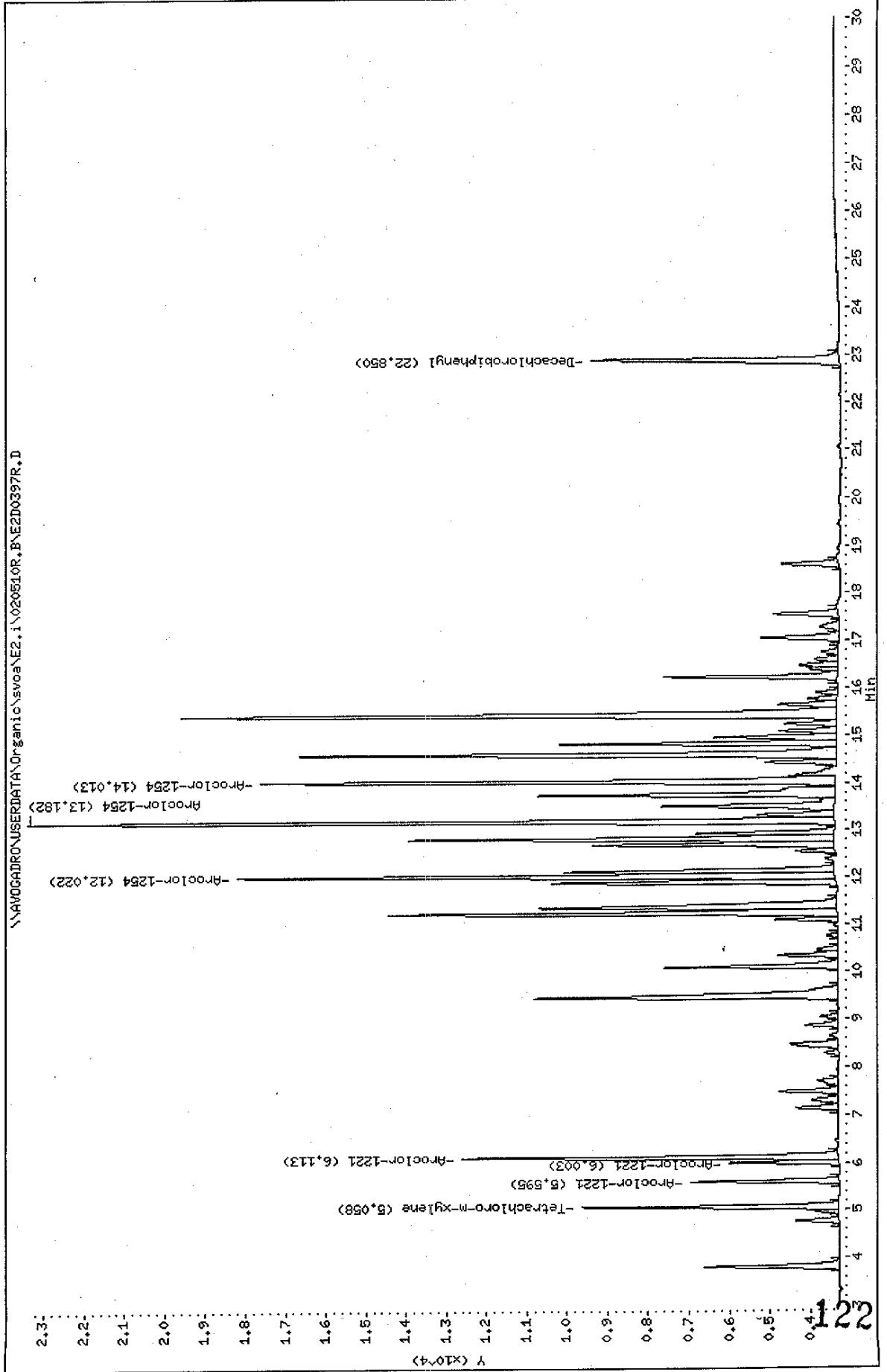


Data File: \\AVOCADRO\USERDATA\Organic\svoa\E2.i\020510R.B\E2D0397R.D
Date : 10-MAY-2002 16:32
Client ID: AR2154RL3
Sample Info: AR2154RL3,AR2154RL3,,ar2154.sub
Volume Injected (uL): 1.0
Column phase: RtxCLPFest

Instrument: E2.i

Operator: CHL

Column diameter: 0.53



Data File: E2D0397F.D
 Report Date: 13-May-2002 10:35

Mitkem Corporation

Sample #1 : \\AVOGADRO\USERDATA\Organic\svoa\E2.i\020510F.B\E2D0397F.D
 Sample #2 : \\AVOGADRO\USERDATA\Organic\svoa\E2.i\020510R.B\E2D0397R.D
 Inj Date : 10-MAY-2002 16:32
 Sample Info: AR2154RL3,AR2154RL3,,ar2154.sub
 Misc Info : 1,3,,1
 Cal Date : 13-MAY-2002 07:39
 Operator : GML
 Inst ID : E2.i
 Dil Factor : 1.000000

Method #1 : \\AVOGADRO\USERDATA\Organic\svoa\E2.i\020510F.B\E2_PCB_F.m
 Method #2 : \\AVOGADRO\USERDATA\Organic\svoa\E2.i\020510R.B\E2_PCB_R.m
 Sub List #1 : ar2154.sub
 Sub List #2 : ar2154.sub
 Col #1 Phase : RtxCLPPest 2
 Col #2 Phase : RtxCLPPest

Concentration Formula: Amt * DF * Uf * Vt / (Vo * Vi)

Name	Value	Description
DF	1.000	Dilution Factor
Uf	1.000	Correction factor
Vt	10000.000	Volume of final extract (uL)
Vo	1000.000	Volume of sample extracted (ml)
Vi	1.000	Volume injected (uL)

Compound	RT#1	RT#2	Resp#1	Resp#2	Conc#1 (ug/L)	Conc#2 (ug/L)	Target Range	Ratio
Tetrachloro-m-xylene	6.465	5.058	6654	6332	0.021	0.020		100.00(a)
Aroclor-1221	7.482	5.595	4156	3664	0.99	0.96	80.00- 120.00	100.00(a)
	7.940	6.003	3078	2727	0.96	0.97	49.71- 89.71	74.06(a)
	8.128	6.113	9711	9312	0.94	0.93	189.26- 229.26	233.66(a)
	Average of Peak Amounts =				0.96	0.95		
Aroclor-1254	14.747	12.022	16921	14795	0.94	0.94	80.00- 120.00	100.00(a)
	15.800	13.182	12031	19990	1.0	0.99	58.68- 98.68	71.10(a)
	17.563	14.013	9135	14252	0.97	1.00	36.48- 76.48	53.99(a)
	Average of Peak Amounts =				0.97	0.98		
Decachlorobiphenyl	27.728	22.850	6012	6126	0.018	0.018		100.00(a)

JPL
5/13/02

Data File: E2D0397F.D
Report Date: 13-May-2002 10:35

QC Flag Legend

a - Target compound detected but, quantitated amount
Below Limit Of Quantitation(BLOQ).

Data File: \\AVOCADRON\USERDATA\Organic\svoa\E2.i\020510F.B\E2D0398F.D

Date: 10-MAY-2002 17:05

Client ID: AR2154RL4

Sample Info: AR2154RL4,AR2154RL4,,ar2154.sub

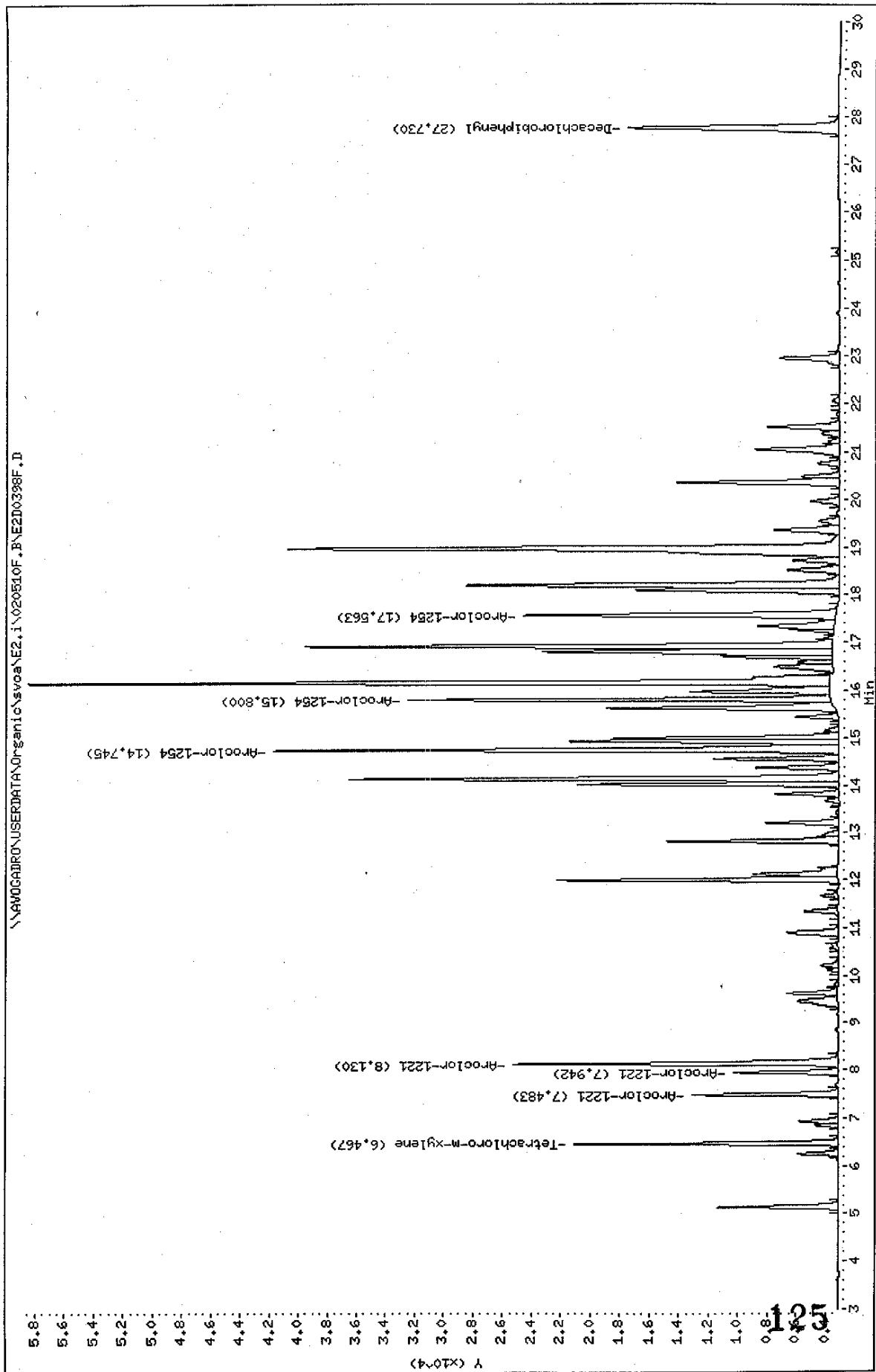
Volume Injected (uL): 1.0

Column phase: RtxCLPPest 2

Instrument: E2.i

Operator: CHL

Column diameter: 0.53



Data File: \\AVOCADRON\USERDATA\Organic\svoa\E2.1\020510R.B\E2D0398R.D

Date: 10-MAY-2002 17:05

Client ID: AR2154RL4

Sample Info: AR2154RL4,AR2154RL4,,ar2154.sub

Volume Injected (uL): 1.0

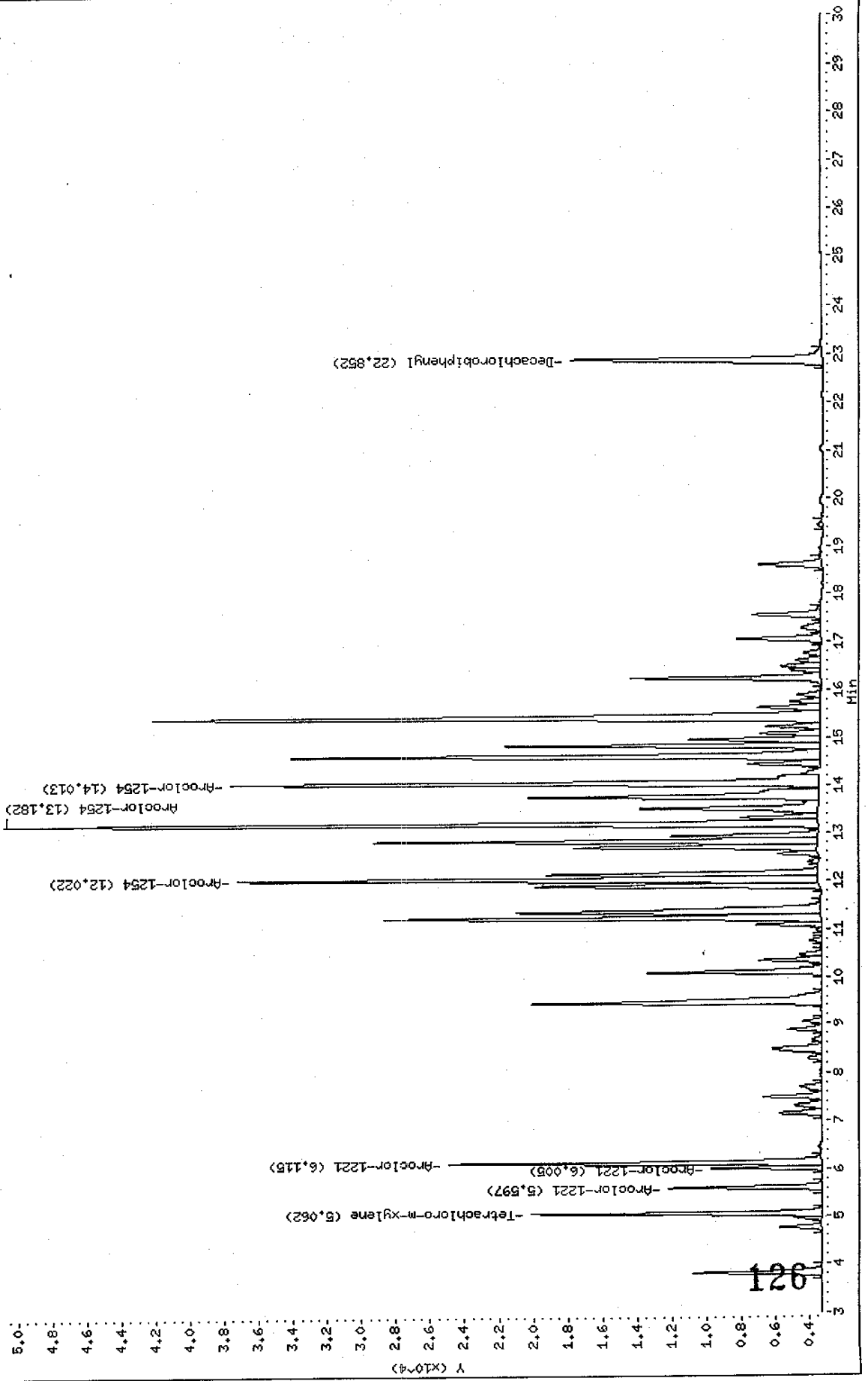
Column Phase: RtxCLPPest

Instrument: E2.i

Operator: CHL

Column diameter: 0.53

\\AVOCADRON\USERDATA\Organic\svoa\E2.1\020510R.B\E2D0398R.D



Data File: E2D0398F.D
 Report Date: 13-May-2002 10:35

Mitkem Corporation

Sample #1 : \\AVOGADRO\USERDATA\Organic\svoa\E2.i\020510F.B\E2D0398F.D
 Sample #2 : \\AVOGADRO\USERDATA\Organic\svoa\E2.i\020510R.B\E2D0398R.D
 Inj Date : 10-MAY-2002 17:05
 Sample Info: AR2154RL4,AR2154RL4,,ar2154.sub
 Misc Info : 1,4,,1
 Cal Date : 13-MAY-2002 07:39
 Operator : GML
 Inst ID : E2.i
 Dil Factor : 1.000000

Method #1 : \\AVOGADRO\USERDATA\Organic\svoa\E2.i\020510F.B\E2_PCB_F.m
 Method #2 : \\AVOGADRO\USERDATA\Organic\svoa\E2.i\020510R.B\E2_PCB_R.m
 Sub List #1 : ar2154.sub
 Sub List #2 : ar2154.sub
 Col #1 Phase : RtxCLPPest 2
 Col #2 Phase : RtxCLPPest

Concentration Formula: Amt * DF * Uf * Vt / (Vo * Vi)

Name	Value	Description
DF	1.000	Dilution Factor
Uf	1.000	Correction factor
Vt	10000.000	Volume of final extract (uL)
Vo	1000.000	Volume of sample extracted (ml)
Vi	1.000	Volume injected (uL)

Compound	RT#1	RT#2	Resp#1	Resp#2	Conc#1 (ug/L)	Conc#2 (ug/L)	Target Range	Ratio
Tetrachloro-m-xylene	6.467	5.062	17987	16836	0.054	0.052		100.00(a)
Aroclor-1221	7.483	5.597	10007	8973	2.4	2.4	80.00- 120.00	100.00
	7.942	6.005	7177	6439	2.3	2.3	49.71- 89.71	71.72
	8.130	6.115	22119	21589	2.2	2.2	189.26- 229.26	221.04
	Average of Peak Amounts =				2.3	2.3		
Aroclor-1254	14.745	12.022	38663	33660	2.2	2.2	80.00- 120.00	100.00
	15.800	13.182	28855	47310	2.5	2.4	58.68- 98.68	74.63
	17.563	14.013	21302	34221	2.3	2.4	36.48- 76.48	55.10
	Average of Peak Amounts =				2.3	2.3		
Decachlorobiphenyl	27.730	22.852	14334	14577	0.045	0.044		100.00(a)

mt 5/13/02

Data File: E2D0398F.D
Report Date: 13-May-2002 10:35

QC Flag Legend

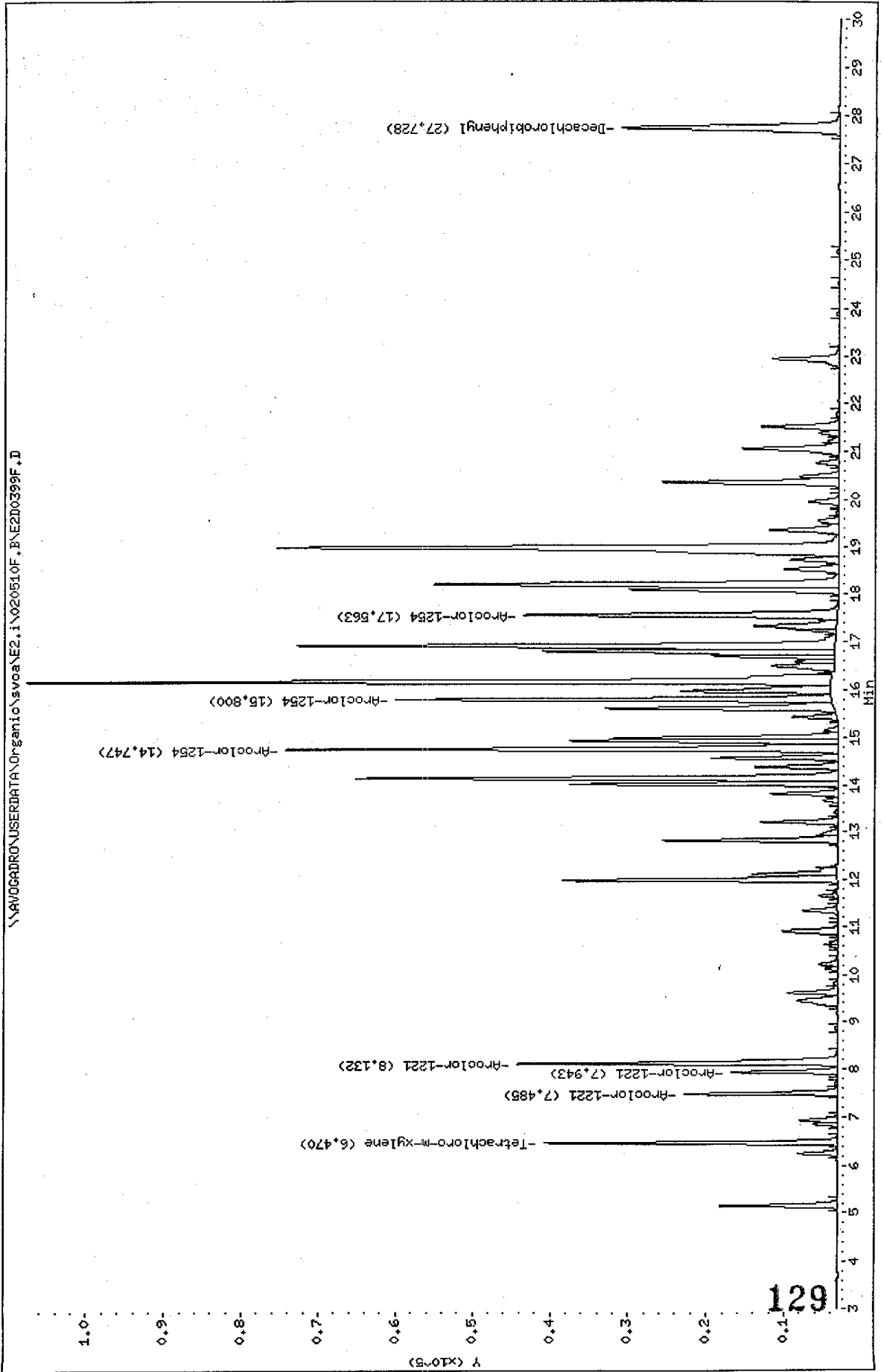
a - Target compound detected but, quantitated amount
Below Limit Of Quantitation(BLOQ).

Data File: \\AVDCADRO\USERDATA\Organic\svoa\E2.1\020510F.B\E2D0399F.D
Date: 10-MAY-2002 17:38
Client ID: AR2154RL5
Sample Info: AR2154RL5,AR2154RL5,,ar2154.sub
Volume Injected (ul): 1.0
Column phase: RtxCLPPest 2

Instrument: E2.1

Operator: GML

Column diameter: 0.53



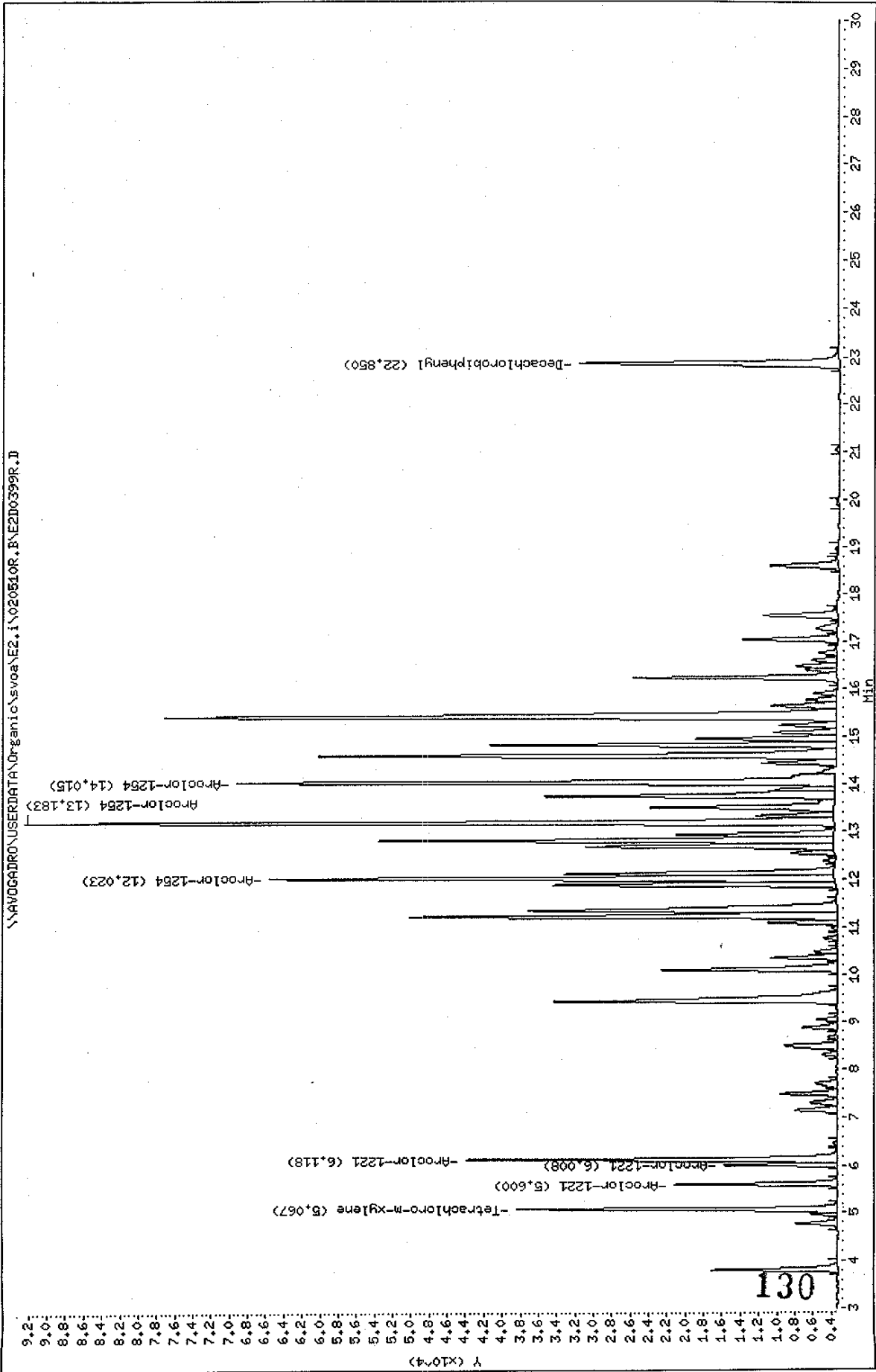
\\AVDCADRO\USERDATA\Organic\svoa\E2.1\020510F.B\E2D0399F.D

Data File: \\AVOCARDRO\USERDATA\Organic\svoa\E2.i\020510R.B\E2D0399R.D
 Date: 10-MAY-2002 17:38
 Client ID: AR2154RL5
 Sample Info: AR2154RL5.AR2154RL5.ar2154.sub
 Volume Injected (uL): 1.0
 Column phase: RtxCLPPest

Instrument: E2.i

Operator: GHL

Column diameter: 0.53



Data File: E2D0399F.D
 Report Date: 13-May-2002 10:35

Mitkem Corporation

Sample #1 : \\AVOGADRO\USERDATA\Organic\svoa\E2.i\020510F.B\E2D0399F.D
 Sample #2 : \\AVOGADRO\USERDATA\Organic\svoa\E2.i\020510R.B\E2D0399R.D
 Inj Date : 10-MAY-2002 17:38
 Sample Info: AR2154RL5,AR2154RL5,,ar2154.sub
 Misc Info : 1,5,,1
 Cal Date : 13-MAY-2002 07:39
 Operator : GML
 Inst ID : E2.i
 Dil Factor : 1.000000

Method #1 : \\AVOGADRO\USERDATA\Organic\svoa\E2.i\020510F.B\E2_PCB_F.m
 Method #2 : \\AVOGADRO\USERDATA\Organic\svoa\E2.i\020510R.B\E2_PCB_R.m
 Sub List #1 : ar2154.sub
 Sub List #2 : ar2154.sub
 Col #1 Phase : RtxCLPPest 2
 Col #2 Phase : RtxCLPPest

Concentration Formula: Amt * DF * Uf * Vt / (Vo * Vi)

Name	Value	Description
DF	1.000	Dilution Factor
Uf	1.000	Correction factor
Vt	10000.000	Volume of final extract (uL)
Vo	1000.000	Volume of sample extracted (ml)
Vi	1.000	Volume injected (uL)

Compound	RT#1	RT#2	Resp#1	Resp#2	Conc#1 (ug/L)	Conc#2 (ug/L)	Target Range	Ratio
Tetrachloro-m-xylene	6.470	5.067	37703	35065	0.11	0.11		100.00 (a)
Aroclor-1221	7.485	5.600	19642	17781	4.8	4.8	80.00- 120.00	100.00
	7.943	6.008	13692	12376	4.5	4.6	49.71- 89.71	69.71
	8.132	6.118	41102	40625	4.3	4.3	189.26- 229.26	209.26
	Average of Peak Amounts =				4.5	4.6		
Aroclor-1254	14.747	12.023	71223	61970	4.2	4.2	80.00- 120.00	100.00
	15.800	13.183	56037	88733	4.8	4.6	58.68- 98.68	78.68
	17.563	14.015	40228	65623	4.5	4.7	36.48- 76.48	56.48
	Average of Peak Amounts =				4.5	4.5		
Decachlorobiphenyl	27.728	22.850	27922	28315	0.090	0.089		100.00 (a)

DT 5/13/02

Data File: E2D0399F.D
Report Date: 13-May-2002 10:35

QC Flag Legend

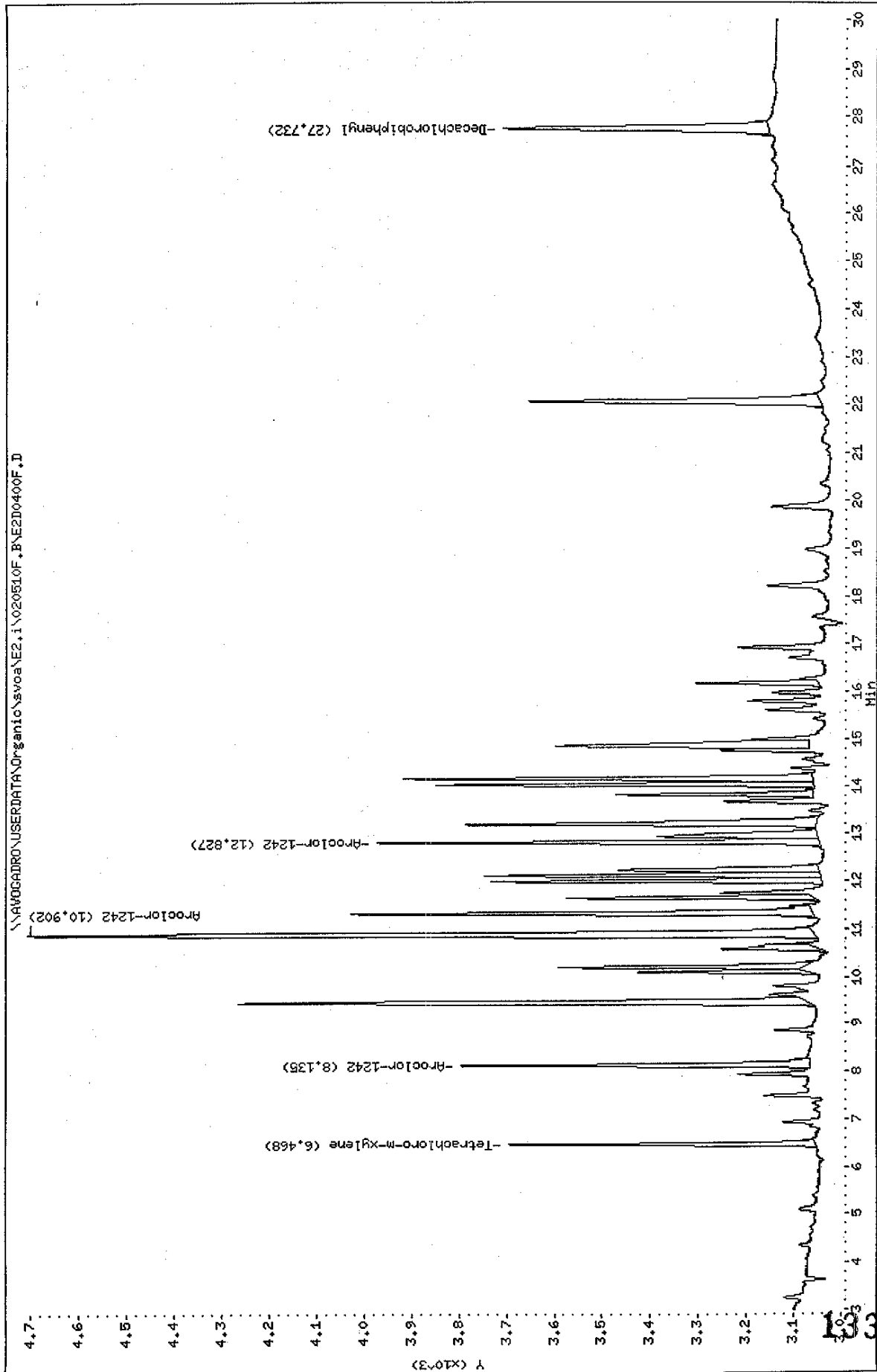
a - Target compound detected but, quantitated amount
Below Limit Of Quantitation(BLOQ).

Data File: \\AVOCADRO\USERDATA\Organic\svoa\E2.1\020510F.B\E2D0400F.D
Date: 10-MAY-2002 18:11
Client ID: AR1242RL1
Sample Info: AR1242RL1.AR1242RL1,,ar1242.sub
Volume Injected (uL): 1.0
Column phase: RtxCLPPest 2

Instrument: E2.i

Operator: CHL

Column diameter: 0.53



Data File: \\AVOGADRO\USERDATA\Organic\svoa\E2.1\020510R.B\E2D0400R.D

Date: 10-MAY-2002 18:11

Client ID: AR1242RL1

Sample Info: AR1242RL1,AR1242RL1,,ar1242.sub

Volume Injected (ul): 1.0

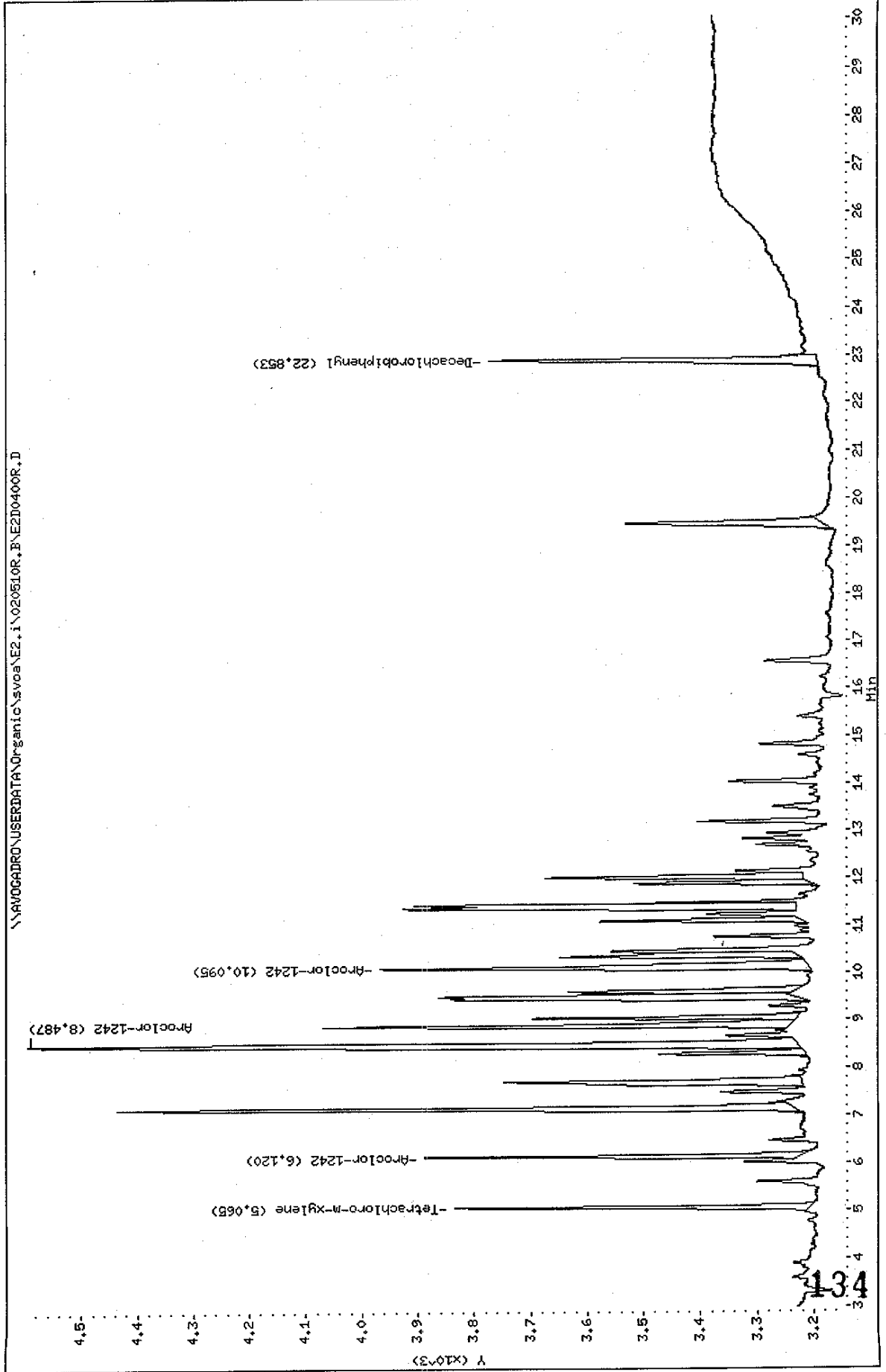
Column phase: RtxCLPest

Instrument: E2.1

Operator: GML

Column diameter: 0.53

\\AVOGADRO\USERDATA\Organic\svoa\E2.1\020510R.B\E2D0400R.D



Data File: E2D0400F.D
 Report Date: 13-May-2002 10:36

Mitkem Corporation

Sample #1 : \\AVOGADRO\USERDATA\Organic\svoa\E2.i\020510F.B\E2D0400F.D
 Sample #2 : \\AVOGADRO\USERDATA\Organic\svoa\E2.i\020510R.B\E2D0400R.D
 Inj Date : 10-MAY-2002 18:11
 Sample Info: AR1242RL1,AR1242RL1,,ar1242.sub
 Misc Info : 1,1,,1
 Cal Date : 13-MAY-2002 07:39
 Operator : GML
 Inst ID : E2.i
 Dil Factor : 1.000000

Method #1 : \\AVOGADRO\USERDATA\Organic\svoa\E2.i\020510F.B\E2_PCB_F.m
 Method #2 : \\AVOGADRO\USERDATA\Organic\svoa\E2.i\020510R.B\E2_PCB_R.m
 Sub List #1 : ar1242.sub
 Sub List #2 : ar1242.sub
 Col #1 Phase : RtxCLPPest 2
 Col #2 Phase : RtxCLPPest

Concentration Formula: Amt * DF * Uf * Vt / (Vo * Vi)

Name	Value	Description
DF	1.000	Dilution Factor
Uf	1.000	Correction factor
Vt	10000.000	Volume of final extract (uL)
Vo	1000.000	Volume of sample extracted (ml)
Vi	1.000	Volume injected (uL)

Compound	RT#1	RT#2	Resp#1	Resp#2	Conc#1 (ug/L)	Conc#2 (ug/L)	Target Range	Ratio
Tetrachloro-m-xylene	6.468	5.065	641	626	0.0019	0.0019		100.00(a)
Aroclor-1242	8.135	6.120	728	663	0.10	0.10	80.00- 120.00	100.00(a)
	10.902	8.487	1649	1364	0.10	0.10	257.27- 297.27	226.51(a)
	12.827	10.095	926	760	0.10	0.10	112.33- 152.33	127.20(a)
	Average of Peak Amounts =				0.10	0.10		
Decachlorobiphenyl	27.732	22.853	556	581	0.0019	0.0020		100.00(a)

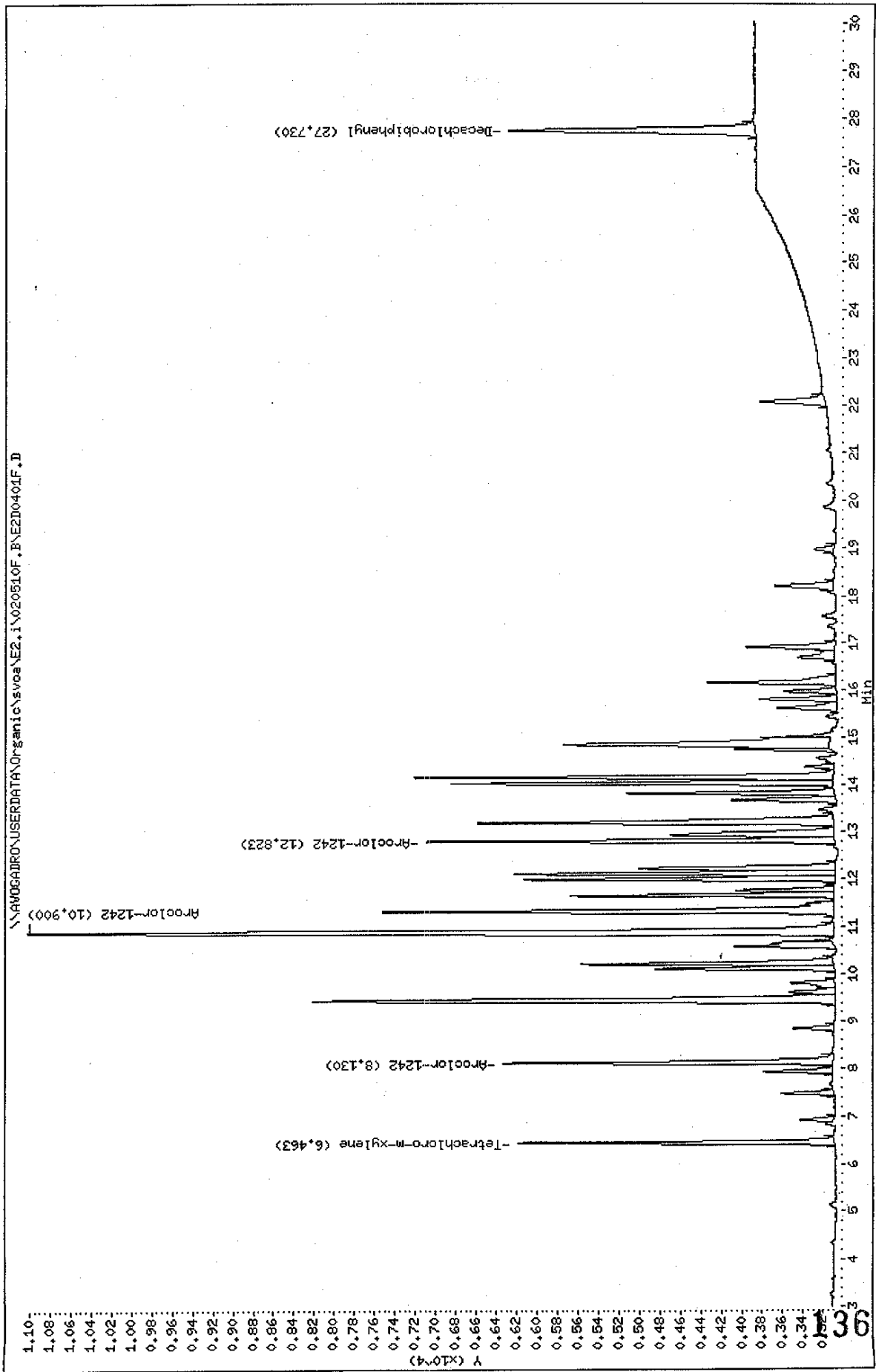
Handwritten: 5/13/02

QC Flag Legend

a - Target compound detected but, quantitated amount
 Below Limit Of Quantitation(BLOQ).

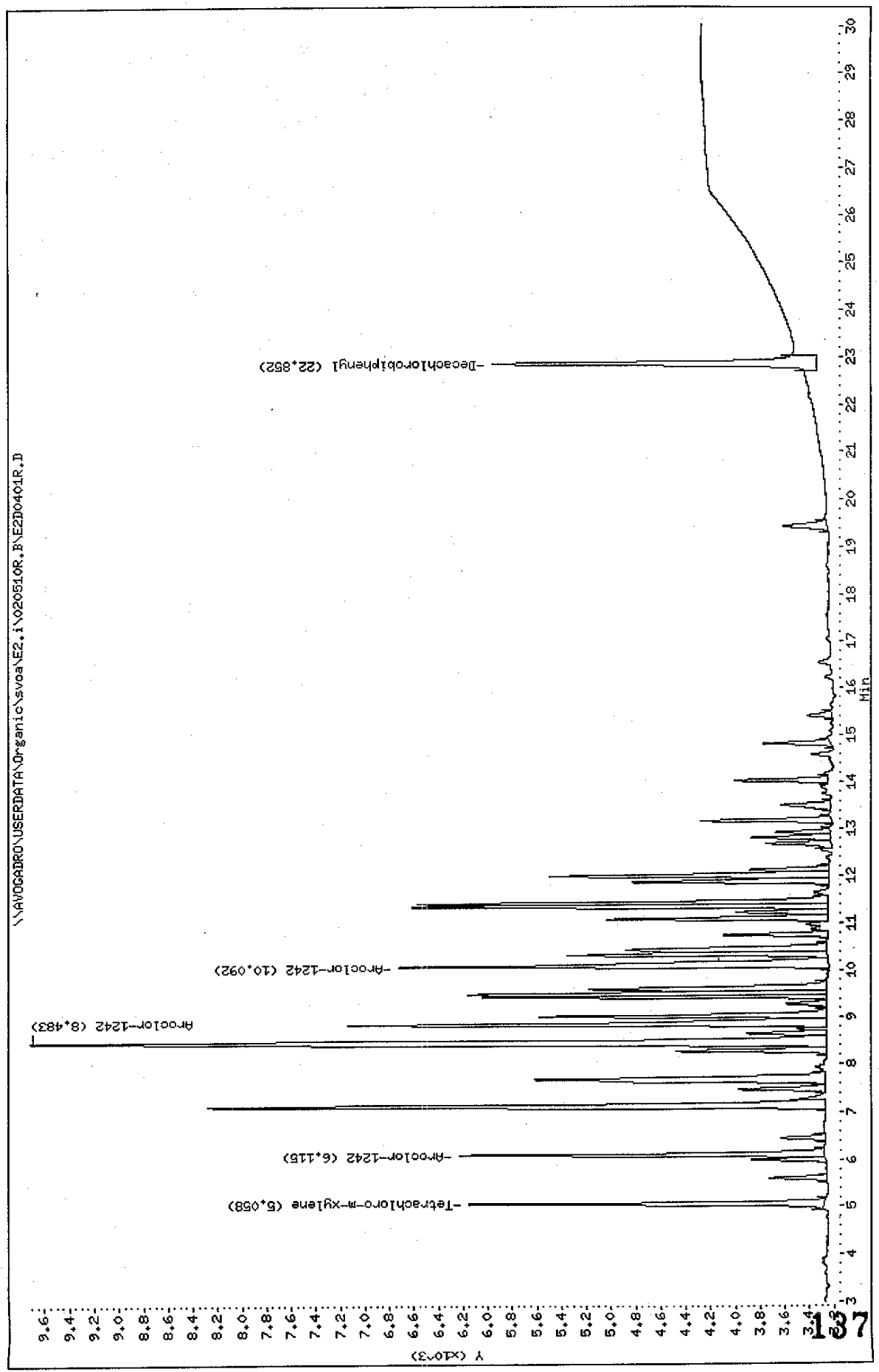
Data File: \\AVOCADRO\USERDATA\Organic\svoa\E2.i\020510F.E\2E2D0401F.D
 Date : 10-MAY-2002 18:44
 Client ID: AR1242RL2
 Sample Info: AR1242RL2,AR1242RL2,,ar1242.sub
 Volume Injected (ul): 1.0
 Column phase: RtxCLPPest 2

Instrument: E2.i
 Operator: GML
 Column diameter: 0.53



Data File: \\AV06ADRD\USERDATA\Organic\svoa\E2.1\020510R.B\E2D0401R.D
Date : 10-MAY-2002 18:44
Client ID: AR1242RL2
Sample Info: AR1242RL2,AR1242RL2,,ar1242.sub
Volume Injected (uL): 1.0
Column phase: Rt:CLPest

Instrument: E2.1
Operator: CHL
Column diameter: 0.53



Data File: E2D0401F.D
 Report Date: 13-May-2002 10:36

Mitkem Corporation

Sample #1 : \\AVOGADRO\USERDATA\Organic\svoa\E2.i\020510F.B\E2D0401F.D
 Sample #2 : \\AVOGADRO\USERDATA\Organic\svoa\E2.i\020510R.B\E2D0401R.D
 Inj Date : 10-MAY-2002 18:44
 Sample Info: AR1242RL2,AR1242RL2,,ar1242.sub
 Misc Info : 1,2,,1
 Cal Date : 13-MAY-2002 07:39
 Operator : GML
 Inst ID : E2.i
 Dil Factor : 1.000000

Method #1 : \\AVOGADRO\USERDATA\Organic\svoa\E2.i\020510F.B\E2_PCB_F.m
 Method #2 : \\AVOGADRO\USERDATA\Organic\svoa\E2.i\020510R.B\E2_PCB_R.m
 Sub List #1 : ar1242.sub
 Sub List #2 : ar1242.sub
 Col #1 Phase : RtxCLPPest 2
 Col #2 Phase : RtxCLPPest

Concentration Formula: Amt * DF * Uf * Vt / (Vo * Vi)

Name	Value	Description
DF	1.000	Dilution Factor
Uf	1.000	Correction factor
Vt	10000.000	Volume of final extract (uL)
Vo	1000.000	Volume of sample extracted (ml)
Vi	1.000	Volume injected (uL)

Compound	RT#1	RT#2	Resp#1	Resp#2	Conc#1 (ug/L)	Conc#2 (ug/L)	Target Range	Ratio
Tetrachloro-m-xylene	6.463	5.058	3091	2873	0.0091	0.0090		100.00(a)
Aroclor-1242	8.130	6.115	3223	2941	0.50	0.47	80.00- 120.00	100.00(a)
	10.900	8.483	7922	6450	0.50	0.49	257.27- 297.27	245.80(a)
	12.823	10.092	3998	3475	0.50	0.48	112.33- 152.33	124.05(a)
	Average of Peak Amounts =				0.50	0.48		
Decachlorobiphenyl	27.730	22.852	2410	2615	0.0087	0.0091		100.00(a)

JPK 5/15/02

QC Flag Legend

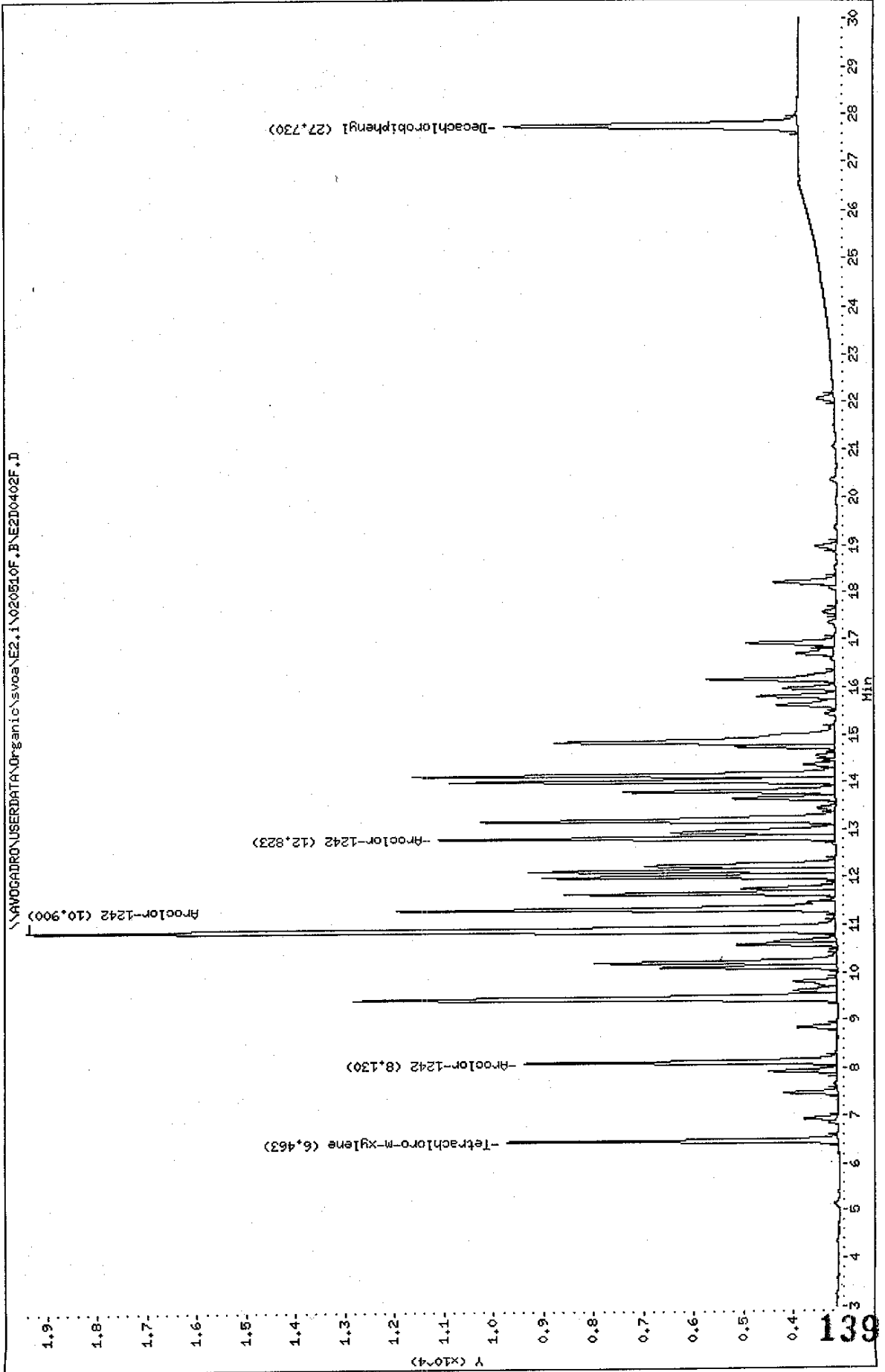
a - Target compound detected but, quantitated amount
 Below Limit Of Quantitation(BLOQ).

Data File: \\AVOCADRO\USERDATA\Organic\svoa\E2.1\020510F.B\E2D0402F.D
Date: 10-MAY-2002 19:16
Client ID: AR1242RL3
Sample Info: AR1242RL3,AR1242RL3,,ar1242.sub
Volume Injected (uL): 1.0
Column phase: RtxCLPest 2

Instrument: E2.1

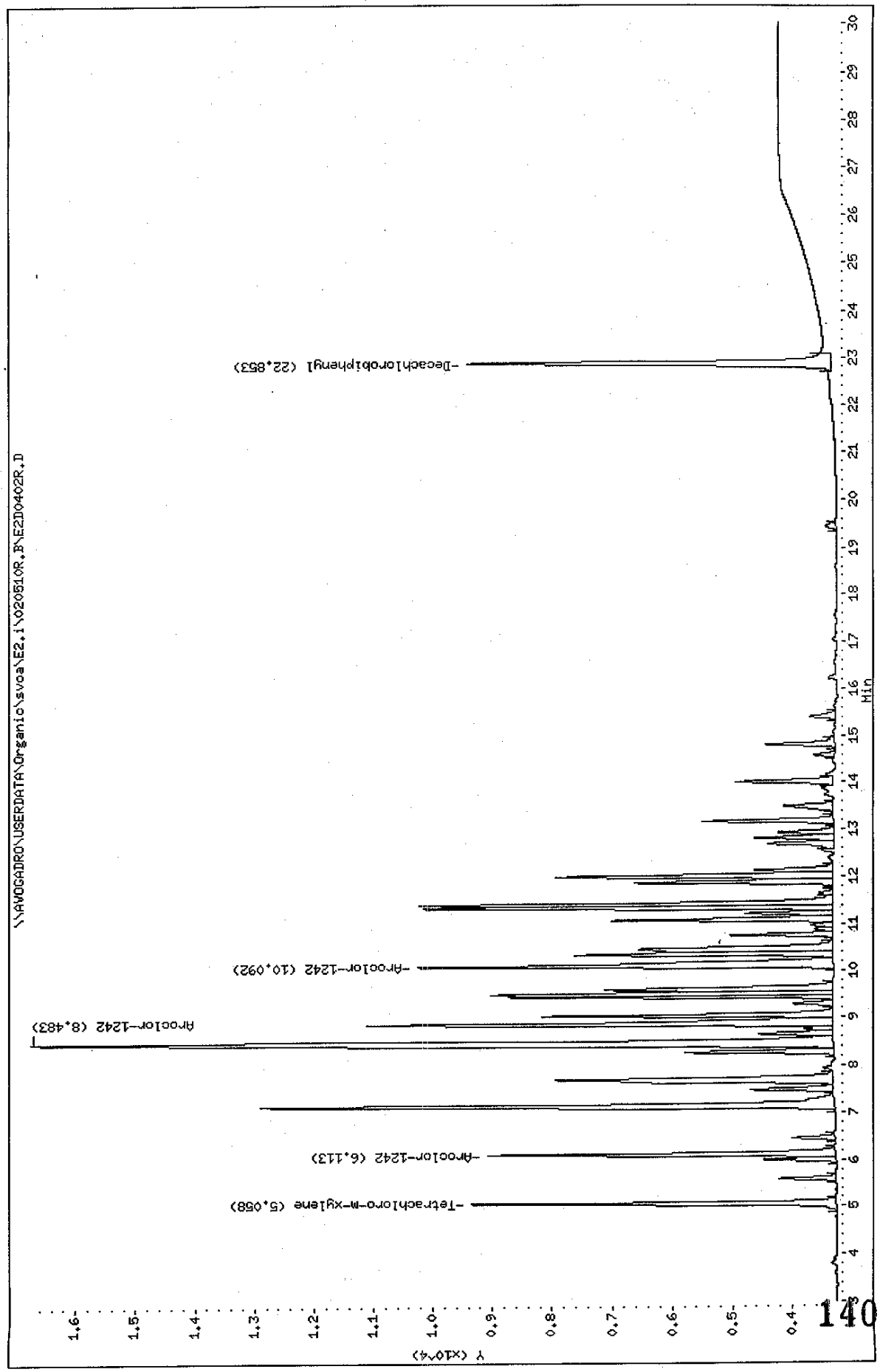
Operator: GHL

Column diameter: 0.53



Data File: \\AVOCADRO\USERDATA\Organic\svoa\E2.1\020510R.P\E2D0402R.D
Date: 10-MAY-2002 19:16
Client ID: AR1242RL3
Sample Info: AR1242RL3,AR1242RL3,,ar1242,sub
Volume Injected (ul): 1.0
Column phase: RtxCLPPest

Instrument: E2.1
Operator: CHL
Column diameter: 0.53



Data File: E2D0402F.D
 Report Date: 13-May-2002 10:36

Mitkem Corporation

Sample #1 : \\AVOGADRO\USERDATA\Organic\svoa\E2.i\020510F.B\E2D0402F.D
 Sample #2 : \\AVOGADRO\USERDATA\Organic\svoa\E2.i\020510R.B\E2D0402R.D
 Inj Date : 10-MAY-2002 19:16
 Sample Info: AR1242RL3,AR1242RL3,,ar1242.sub
 Misc Info : 1,3,,1
 Cal Date : 13-MAY-2002 07:39
 Operator : GML
 Inst ID : E2.i
 Dil Factor : 1.000000

Method #1 : \\AVOGADRO\USERDATA\Organic\svoa\E2.i\020510F.B\E2_PCB_F.m
 Method #2 : \\AVOGADRO\USERDATA\Organic\svoa\E2.i\020510R.B\E2_PCB_R.m
 Sub List #1 : ar1242.sub
 Sub List #2 : ar1242.sub
 Col #1 Phase : RtxCLPPest 2
 Col #2 Phase : RtxCLPPest

Concentration Formula: Amt * DF * Uf * Vt / (Vo * Vi)

Name	Value	Description
DF	1.000	Dilution Factor
Uf	1.000	Correction factor
Vt	10000.000	Volume of final extract (uL)
Vo	1000.000	Volume of sample extracted (ml)
Vi	1.000	Volume injected (uL)

Compound	RT#1	RT#2	Resp#1	Resp#2	Conc#1 (ug/L)	Conc#2 (ug/L)	Target Range	Ratio
Tetrachloro-m-xylene	6.463	5.058	6623	6090	0.020	0.019		100.00(a)
Aroclor-1242	8.130	6.113	6261	5797	1.00	0.95	80.00- 120.00	100.00
	10.900	8.483	16254	13422	1.0	1.0	257.27- 297.27	259.61
	12.823	10.092	7957	6943	1.0	0.97	112.33- 152.33	127.09
	Average of Peak Amounts =				1.0	0.97		
Decachlorobiphenyl	27.730	22.853	5880	6071	0.021	0.021		100.00(a)

JFK 5/13/02

QC Flag Legend

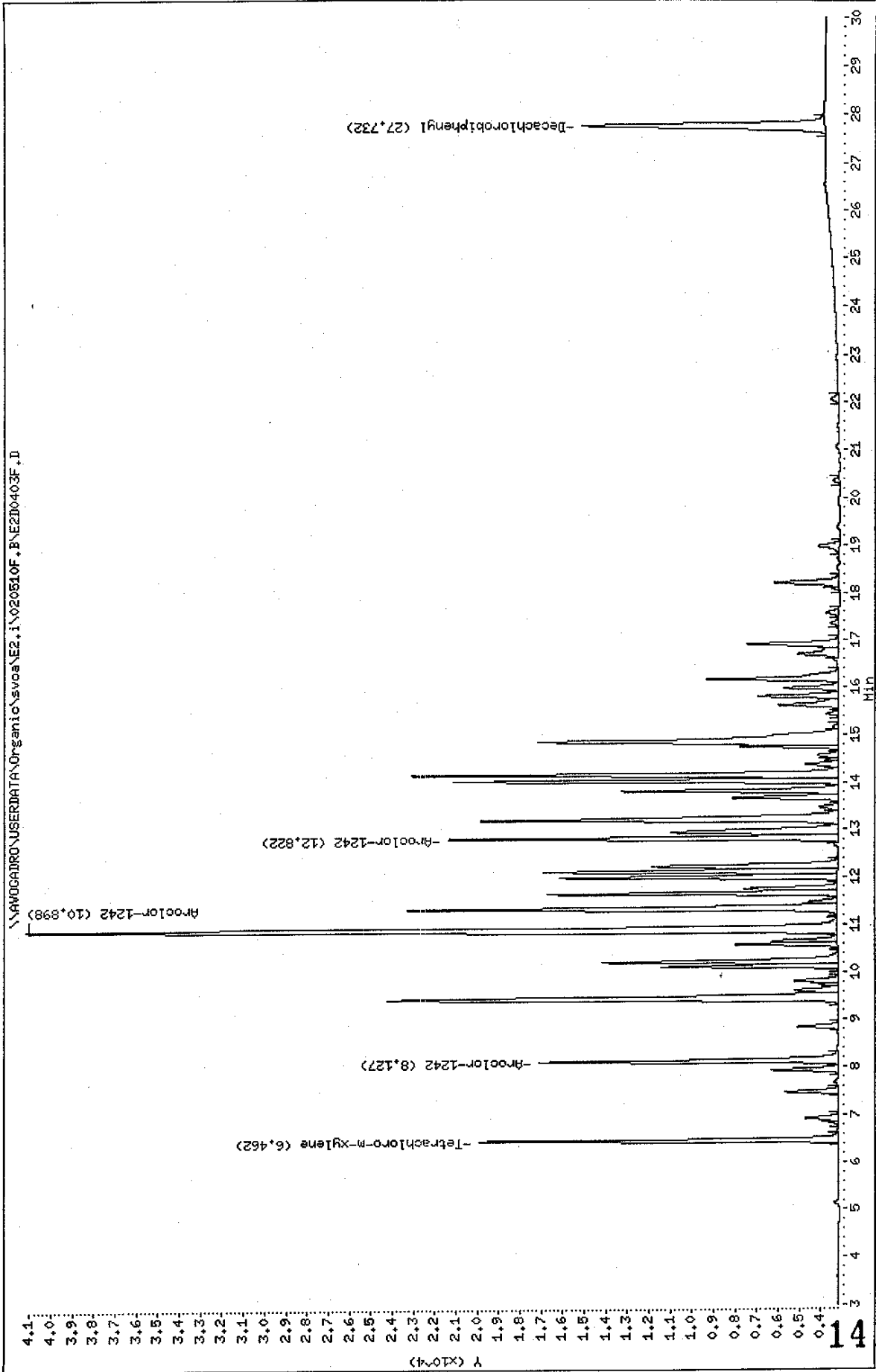
a - Target compound detected but, quantitated amount
 Below Limit Of Quantitation(BLOQ).

Data File: \\AVOGADRO\USERDATA\Organic\svoa\E2.i\020510F.B\E2D0403F.D
Date : 10-MAY-2002 19:49
Client ID: AR1242RL4
Sample Info: AR1242RL4,AR1242RL4,,ar1242.sub
Volume Injected (uL): 1.0
Column phase: RtxCLPest 2

Instrument: E2.i

Operator: GHL

Column diameter: 0.53



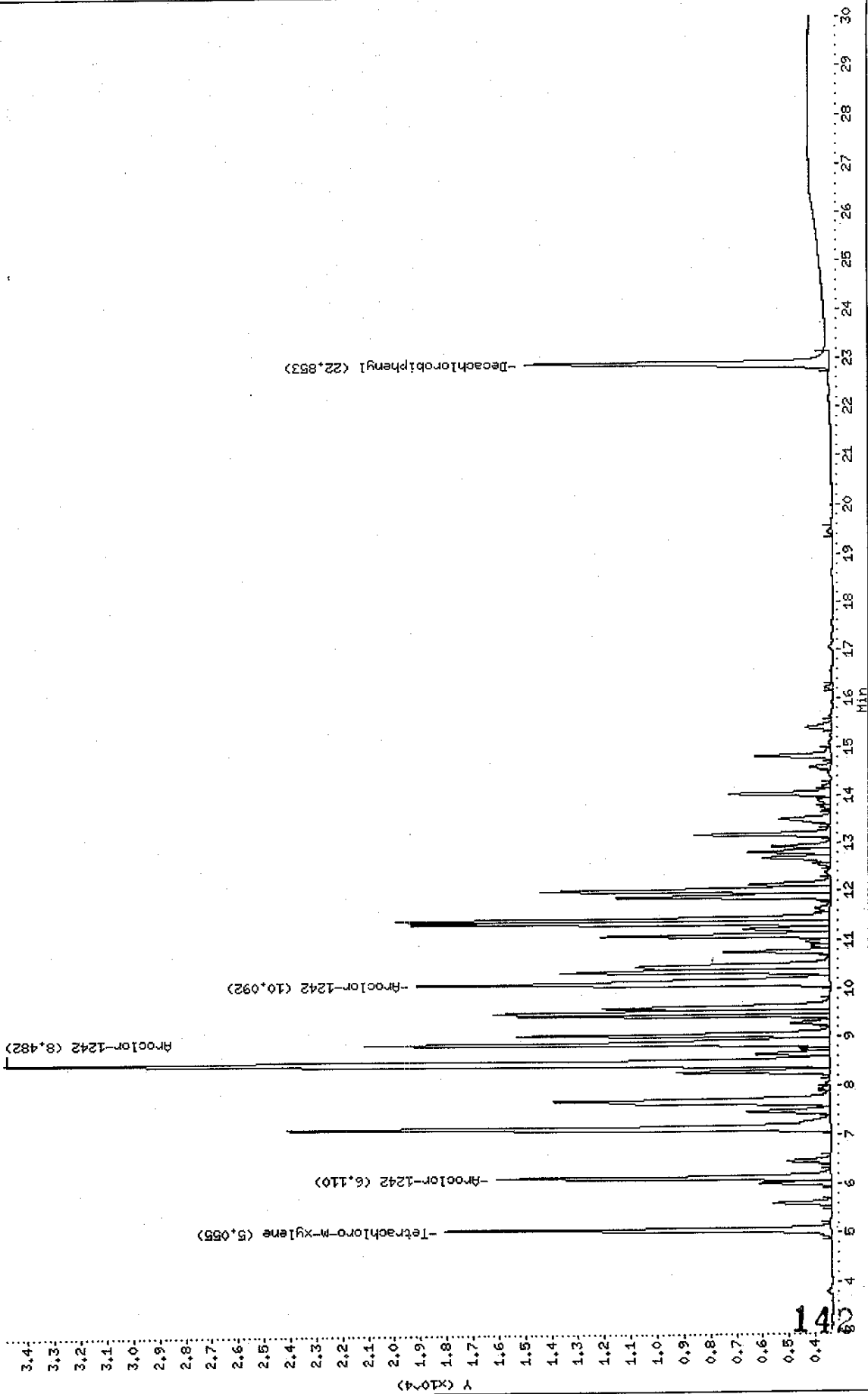
Data File: \\AVOCADRO\USERDATA\Organic\svoa\E2.i\020510R.B\E2D0403R.D
Date : 10-MAY-2002 19:49
Client ID: AR1242RL4
Sample Info: AR1242RL4,AR1242RL4,,ar1242.sub
Volume Injected (uL): 1.0
Column phase: RtxCLPPest

Instrument: E2.i

Operator: CHL

Column diameter: 0.53

\\AVOCADRO\USERDATA\Organic\svoa\E2.i\020510R.B\E2D0403R.D



Data File: E2D0403F.D
 Report Date: 13-May-2002 10:36

Mitkem Corporation

Sample #1 : \\AVOGADRO\USERDATA\Organic\svoa\E2.i\020510F.B\E2D0403F.D
 Sample #2 : \\AVOGADRO\USERDATA\Organic\svoa\E2.i\020510R.B\E2D0403R.D
 Inj Date : 10-MAY-2002 19:49
 Sample Info: AR1242RL4,AR1242RL4,,ar1242.sub
 Misc Info : 1,4,,1
 Cal Date : 13-MAY-2002 07:39
 Operator : GML
 Inst ID : E2.i
 Dil Factor : 1.000000

Method #1 : \\AVOGADRO\USERDATA\Organic\svoa\E2.i\020510F.B\E2_PCB_F.m
 Method #2 : \\AVOGADRO\USERDATA\Organic\svoa\E2.i\020510R.B\E2_PCB_R.m
 Sub List #1 : ar1242.sub
 Sub List #2 : ar1242.sub
 Col #1 Phase : RtxCLPPest 2
 Col #2 Phase : RtxCLPPest

Concentration Formula: Amt * DF * Uf * Vt / (Vo * Vi)

Name	Value	Description
DF	1.000	Dilution Factor
Uf	1.000	Correction factor
Vt	10000.000	Volume of final extract (uL)
Vo	1000.000	Volume of sample extracted (ml)
Vi	1.000	Volume injected (uL)

Compound	RT#1	RT#2	Resp#1	Resp#2	Conc#1 (ug/L)	Conc#2 (ug/L)	Target Range	Ratio
Tetrachloro-m-xylene	6.462	5.055	16740	14673	0.050	0.047		100.00(a)
Aroclor-1242	8.127	6.110	13872	12716	2.5	2.2	80.00- 120.00	100.00
	10.898	8.482	37923	31450	2.5	2.4	257.27- 297.27	273.38
	12.822	10.092	18168	15718	2.5	2.3	112.33- 152.33	130.97
	Average of Peak Amounts =				2.5	2.3		
Decachlorobiphenyl	27.732	22.853	11257	11576	0.043	0.042		100.00(a)

→ 5/13/02

QC Flag Legend

a - Target compound detected but, quantitated amount
 Below Limit Of Quantitation(BLOQ).

Data File: \\AVOCADRO\USERDATA\Organic\svoa\E2.i\020510F.B\E2D0404F.D

Date : 10-MAY-2002 20:22

Client ID: AR1242RL5

Sample Info: AR1242RL5,AR1242RL5,,ar1242.sub

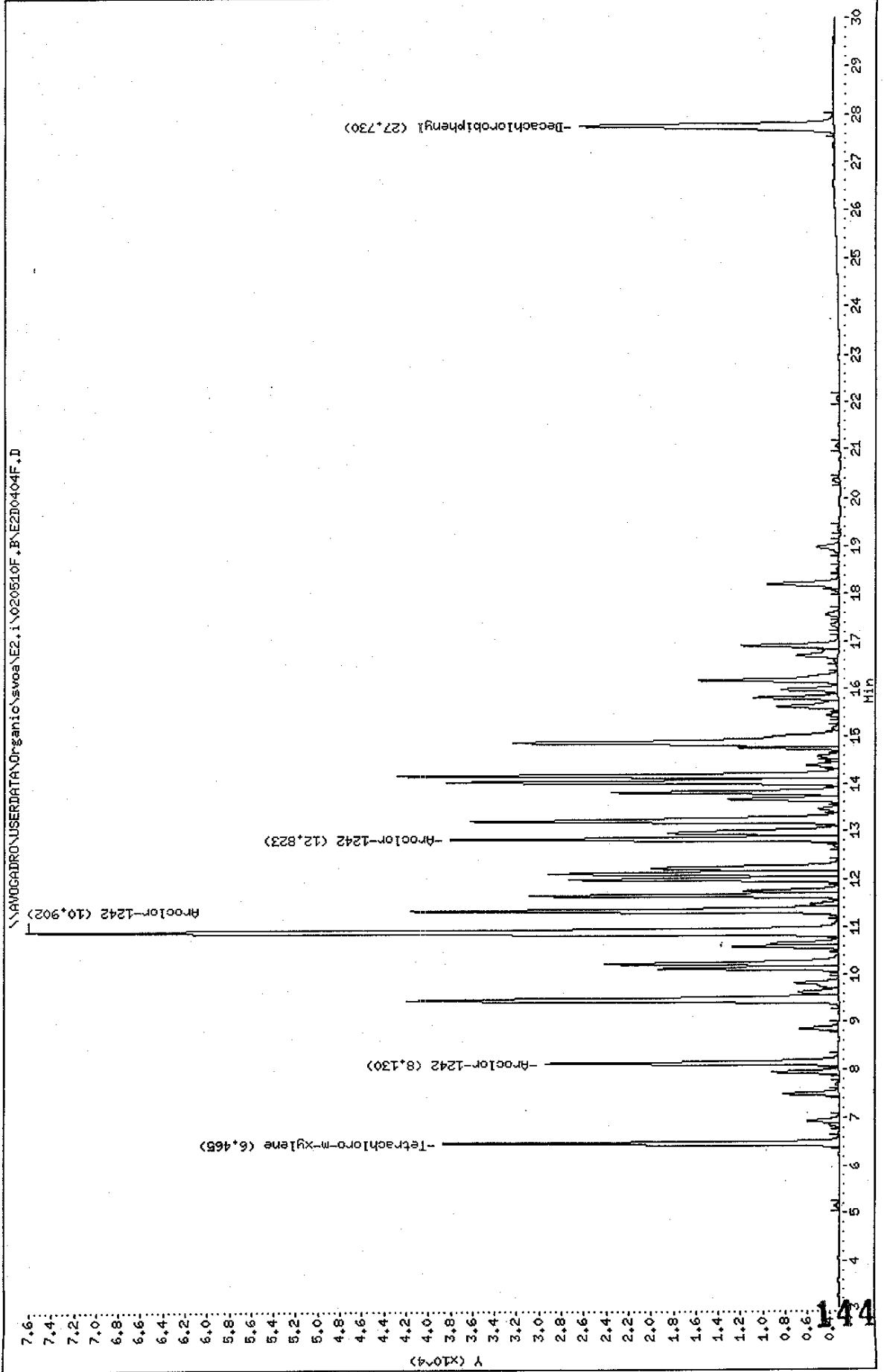
Volume Injected (ul): 1.0

Column phase: RtxCLPPast 2

Instrument: E2.i

Operator: GML

Column diameter: 0.53



Data File: \\AVOCADRO\USERDATA\Organic\svoa\E2.i\020510R.B\E2D0404R.D

Date : 10-MAY-2002 20:22

Client ID: AR1242RL5

Sample Info: AR1242RL5,AR1242RL5,,ar1242,sub

Volume Injected (uL): 1.0

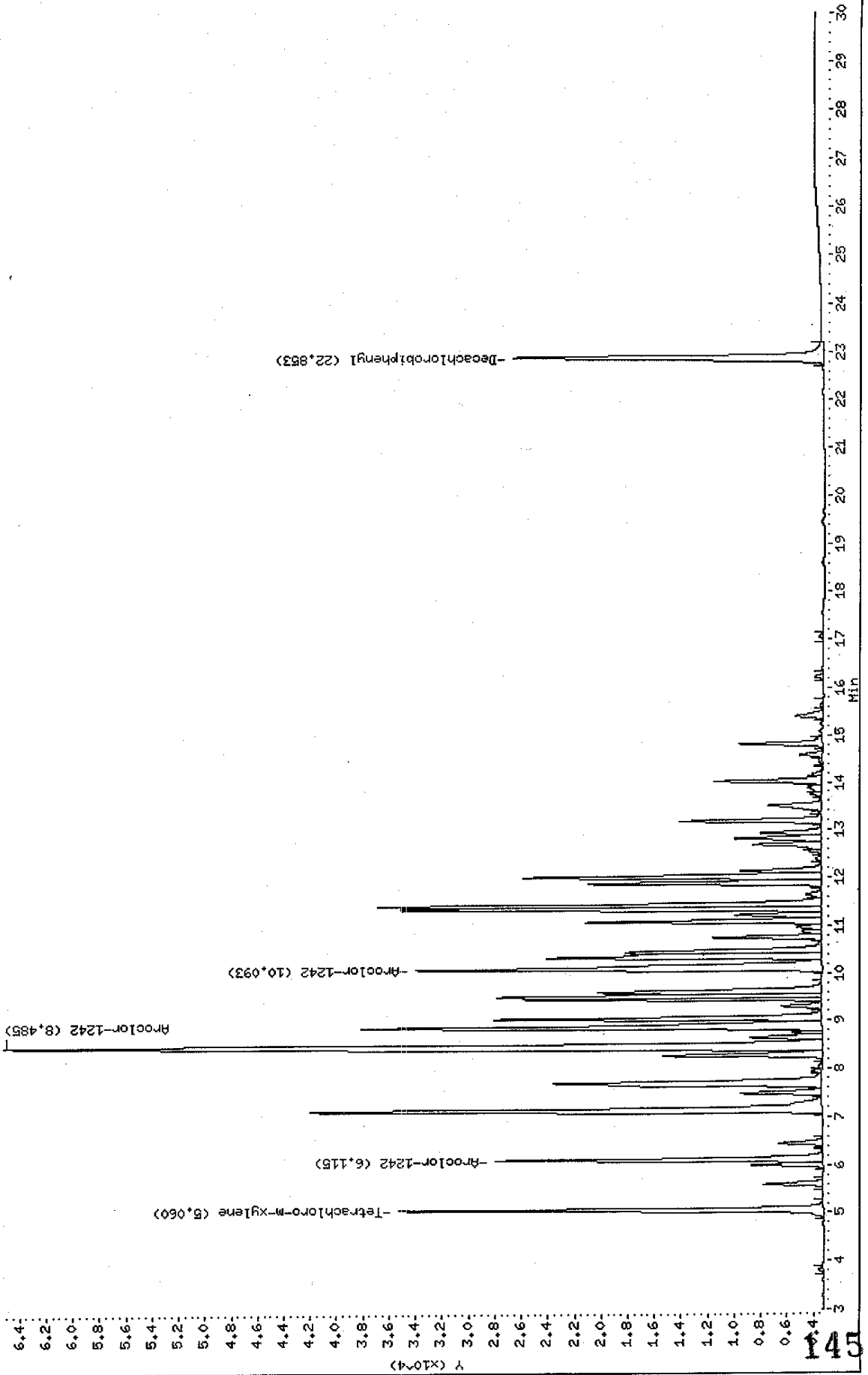
Column phase: RtxCLPpest

Instrument: E2.i

Operator: GHL

Column diameter: 0.53

\\AVOCADRO\USERDATA\Organic\svoa\E2.i\020510R.B\E2D0404R.D



Data File: E2D0404F.D
 Report Date: 13-May-2002 10:36

Mitkem Corporation

Sample #1 : \\AVOGADRO\USERDATA\Organic\svoa\E2.i\020510F.B\E2D0404F.D
 Sample #2 : \\AVOGADRO\USERDATA\Organic\svoa\E2.i\020510R.B\E2D0404R.D
 Inj Date : 10-MAY-2002 20:22
 Sample Info: AR1242RL5,AR1242RL5,,ar1242.sub
 Misc Info : 1,5,,1
 Cal Date : 13-MAY-2002 07:39
 Operator : GML
 Inst ID : E2.i
 Dil Factor : 1.000000

Method #1 : \\AVOGADRO\USERDATA\Organic\svoa\E2.i\020510F.B\E2_PCB_F.m
 Method #2 : \\AVOGADRO\USERDATA\Organic\svoa\E2.i\020510R.B\E2_PCB_R.m
 Sub List #1 : ar1242.sub
 Sub List #2 : ar1242.sub
 Col #1 Phase : RtxCLPPest 2
 Col #2 Phase : RtxCLPPest

Concentration Formula: Amt * DF * Uf * Vt / (Vo * Vi)

Name	Value	Description
DF	1.000	Dilution Factor
Uf	1.000	Correction factor
Vt	10000.000	Volume of final extract (uL)
Vo	1000.000	Volume of sample extracted (ml)
Vi	1.000	Volume injected (uL)

Compound	RT#1	RT#2	Resp#1	Resp#2	Conc#1 (ug/L)	Conc#2 (ug/L)	Target Range	Ratio
Tetrachloro-m-xylene	6.465	5.060	35612	31984	0.11	0.10		100.00
Aroclor-1242	8.130	6.115	26345	24652	5.0	4.4	80.00- 120.00	100.00
	10.902	8.485	73048	61840	5.0	4.8	257.27- 297.27	277.27
	12.823	10.093	34863	30668	5.0	4.5	112.33- 152.33	132.33
	Average of Peak Amounts =				5.0	4.6		
Decachlorobiphenyl	27.730	22.853	22700	23377	0.090	0.088		100.00

5/13/02

Data File: \\AVOCADRO\USERDATA\Organic\svoa\E2.i\020510F.B\E2D0405F.D

Date : 10-MAY-2002 20:55

Client ID: AR1248RL1

Sample Info: AR1248RL1.AR1248RL1,,ar1248.sub

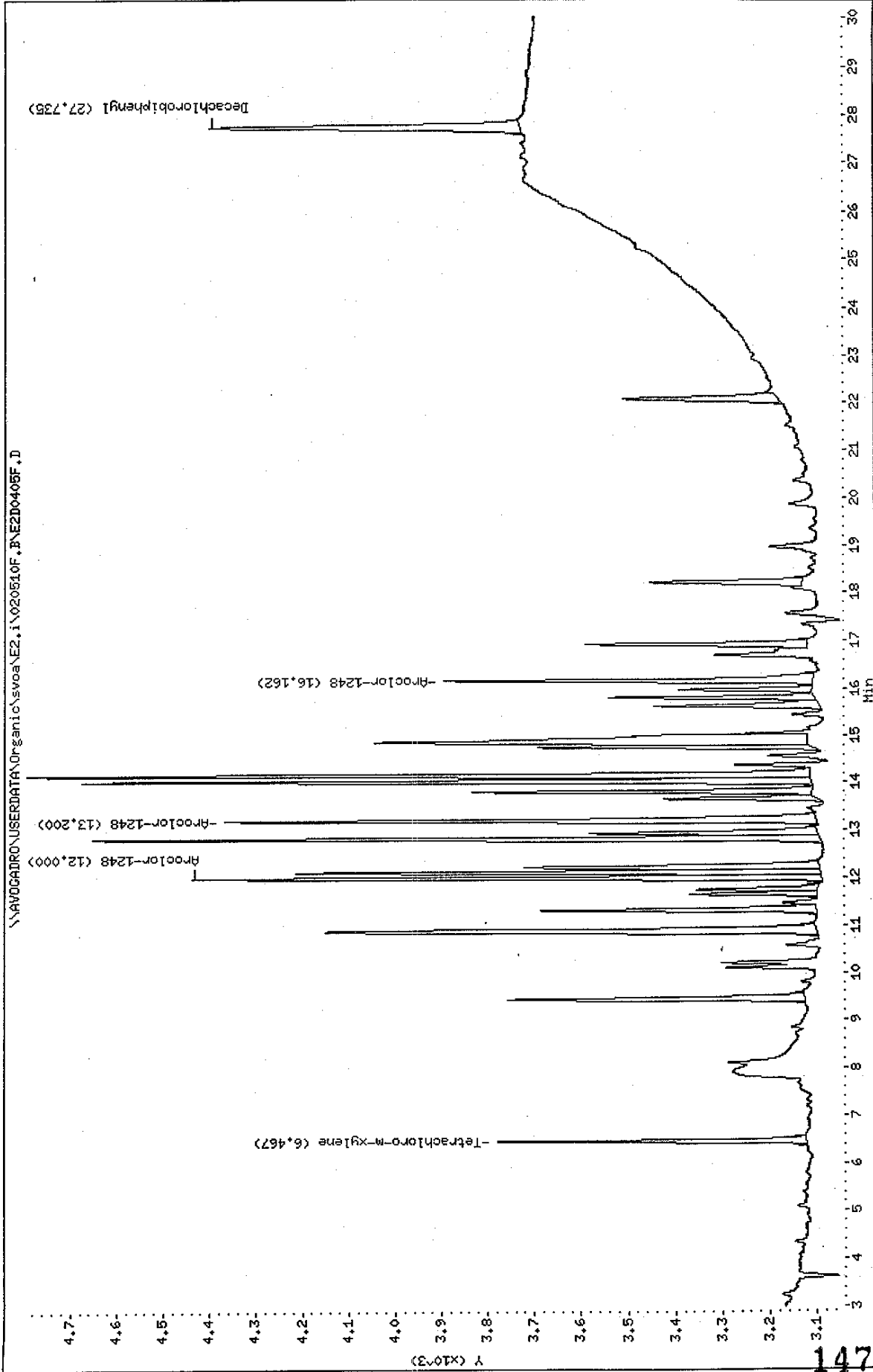
Volume Injected (uL): 1.0

Column phase: RtxCLPPest 2

Instrument: E2.i

Operator: CHL

Column diameter: 0.53



Data File: \\AVOCADRON\USERDATA\Organic\svoa\E2.i\020510R.B\E2D0405R.D

Date : 10-MAY-2002 20:55

Client ID: AR1248RL1

Sample Info: AR1248RL1,AR1248RL1,,ar1248.sub

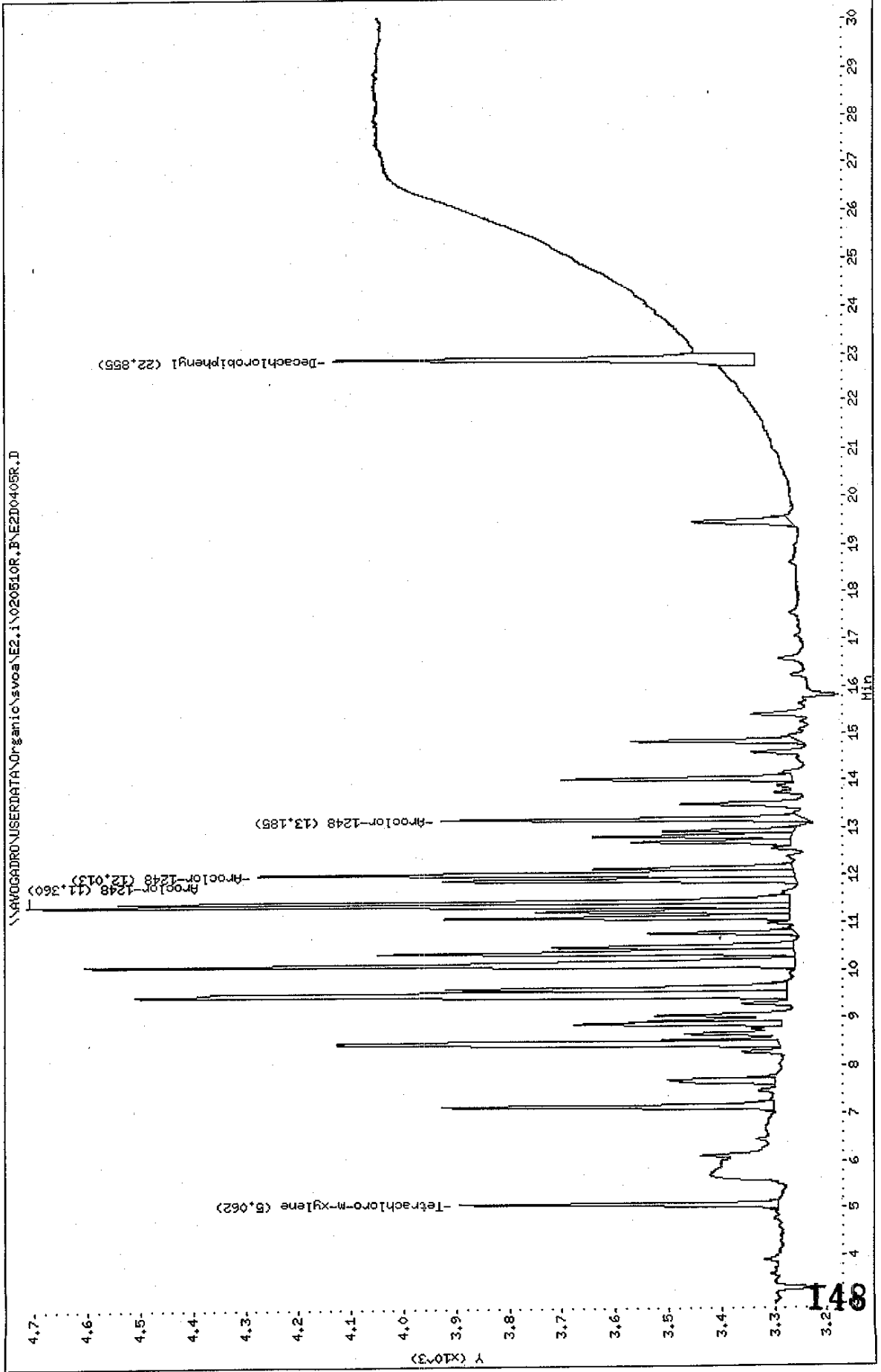
Volume Injected (ul): 1.0

Column phase: RtxCLPest

Instrument: E2.i

Operator: GML

Column diameter: 0.53



Data File: E2D0405F.D
 Report Date: 13-May-2002 10:36

Mitkem Corporation

Sample #1 : \\AVOGADRO\USERDATA\Organic\svoa\E2.i\020510F.B\E2D0405F.D
 Sample #2 : \\AVOGADRO\USERDATA\Organic\svoa\E2.i\020510R.B\E2D0405R.D
 Inj Date : 10-MAY-2002 20:55
 Sample Info: AR1248RL1,AR1248RL1,,ar1248.sub
 Misc Info : 1,1,,1
 Cal Date : 13-MAY-2002 07:40
 Operator : GML
 Inst ID : E2.i
 Dil Factor : 1.000000

Method #1 : \\AVOGADRO\USERDATA\Organic\svoa\E2.i\020510F.B\E2_PCB_F.m
 Method #2 : \\AVOGADRO\USERDATA\Organic\svoa\E2.i\020510R.B\E2_PCB_R.m
 Sub List #1 : ar1248.sub
 Sub List #2 : ar1248.sub
 Col #1 Phase : RtxCLPPest 2
 Col #2 Phase : RtxCLPPest

Concentration Formula: Amt * DF * Uf * Vt / (Vo * Vi)

Name	Value	Description
DF	1.000	Dilution Factor
Uf	1.000	Correction factor
Vt	10000.000	Volume of final extract (uL)
Vo	1000.000	Volume of sample extracted (ml)
Vi	1.000	Volume injected (uL)

Compound	RT#1	RT#2	Resp#1	Resp#2	Conc#1 (ug/L)	Conc#2 (ug/L)	Target Range	Ratio
Tetrachloro-m-xylene	6.467	5.062	658	600	0.0020	0.0020		100.00(a)
Aroclor-1248	12.000	11.360	1351	1442	0.10	0.10	80.00- 120.00	100.00(a)
	13.200	12.013	1271	1015	0.10	0.10	102.37- 142.37	94.08(a)
	16.162	13.185	793	688	0.10	0.10	62.16- 102.16	58.70(a)
	Average of Peak Amounts =				0.10	0.10		
Decachlorobiphenyl	27.735	22.855	671	796	0.0025	0.0028		100.00(a)

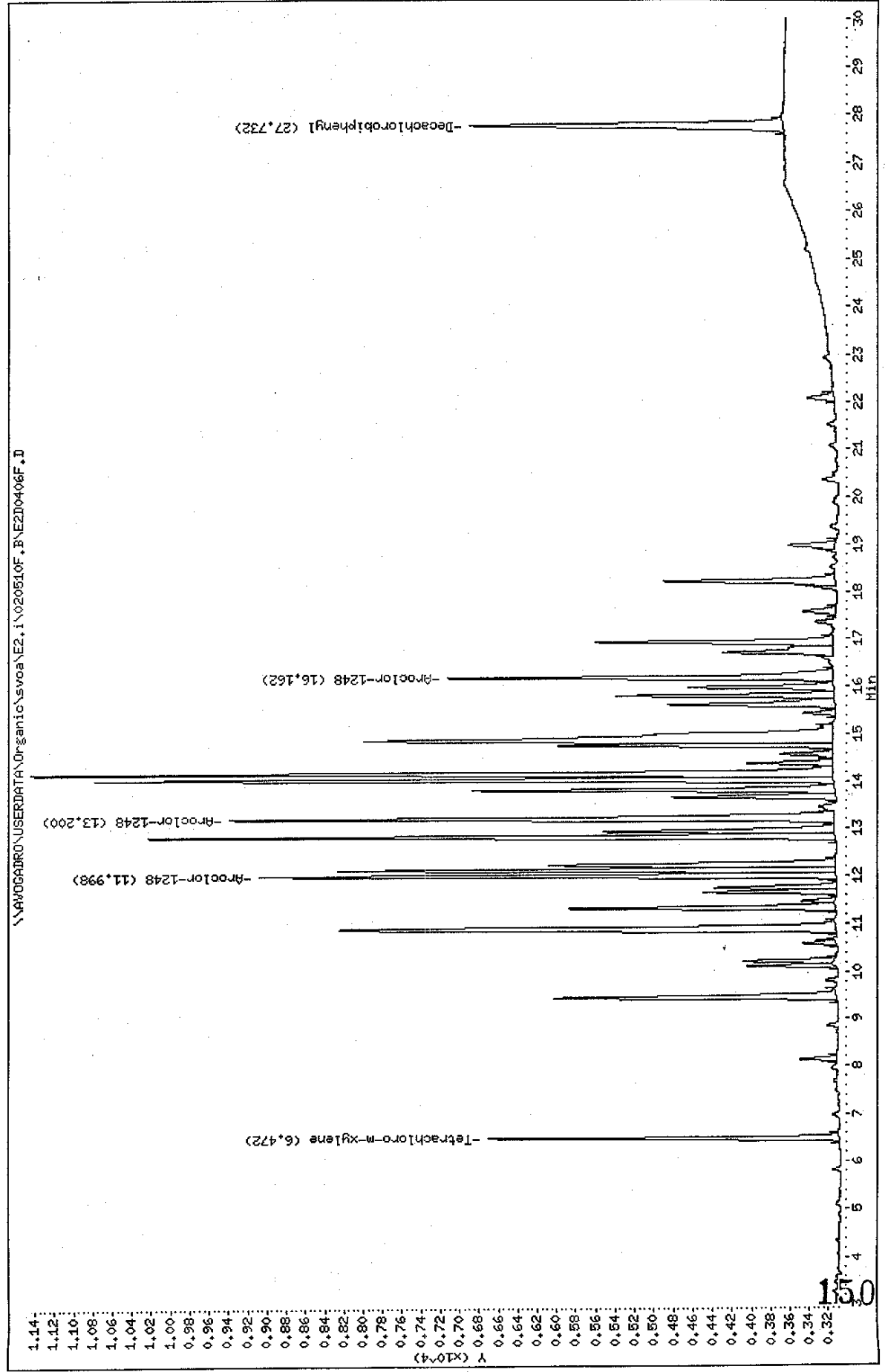
ms 5/13/02

QC Flag Legend

a - Target compound detected but, quantitated amount
 Below Limit Of Quantitation(BLOQ).

Data File: \\AVOCADRO\USERDATA\Organic\svoa\E2.i\020510F.B\E2D0406F.D
 Date : 10-MAY-2002 21:28
 Client ID: AR1248RL2
 Sample Info: AR1248RL2,AR1248RL2,,ar1248.sub
 Volume Injected (uL): 1.0
 Column phase: RtxCLPPest 2

Instrument: E2.i
 Operator: CHL
 Column diameter: 0.53



Data File: \\AVOGADRO\USERDATA\Organic\svoa\E2.i\020510R,BNE2D0406R.D

Date : 10-MAY-2002 24:28

Client ID: AR1248RL2

Sample Info: AR1248RL2,AR1248RL2,.ar1248.sub

Volume Injected (ul): 1.0


Column phase: RtxCLPest

Instrument: E2.i

Operator: GHL

Column diameter: 0.53

\\AVOGADRO\USERDATA\Organic\svoa\E2.i\020510R,BNE2D0406R.D



Data File: E2D0406F.D
 Report Date: 13-May-2002 10:36

Mitkem Corporation

Sample #1 : \\AVOGADRO\USERDATA\Organic\svoa\E2.i\020510F.B\E2D0406F.D
 Sample #2 : \\AVOGADRO\USERDATA\Organic\svoa\E2.i\020510R.B\E2D0406R.D
 Inj Date : 10-MAY-2002 21:28
 Sample Info: AR1248RL2,AR1248RL2,,ar1248.sub
 Misc Info : 1,2,,1
 Cal Date : 13-MAY-2002 07:40
 Operator : GML
 Inst ID : E2.i
 Dil Factor : 1.000000

Method #1 : \\AVOGADRO\USERDATA\Organic\svoa\E2.i\020510F.B\E2_PCB_F.m
 Method #2 : \\AVOGADRO\USERDATA\Organic\svoa\E2.i\020510R.B\E2_PCB_R.m
 Sub List #1 : ar1248.sub
 Sub List #2 : ar1248.sub
 Col #1 Phase : RtxCLPPest 2
 Col #2 Phase : RtxCLPPest

Concentration Formula: Amt * DF * Uf * Vt / (Vo * Vi)

Name	Value	Description
DF	1.000	Dilution Factor
Uf	1.000	Correction factor
Vt	10000.000	Volume of final extract (uL)
Vo	1000.000	Volume of sample extracted (ml)
Vi	1.000	Volume injected (uL)

Compound	RT#1	RT#2	Resp#1	Resp#2	Conc#1 (ug/L)	Conc#2 (ug/L)	Target Range	Ratio
Tetrachloro-m-xylene	6.472	5.068	3615	3348	0.010	0.011		100.00(a)
Aroclor-1248	11.998	11.362	5956	7011	0.47	0.49	80.00- 120.00	100.00(a)
	13.200	12.013	6241	4942	0.50	0.49	102.37- 142.37	104.79(a)
	16.162	13.185	3970	3398	0.50	0.50	62.16- 102.16	66.66(a)
	Average of Peak Amounts =				0.49	0.49		
Decachlorobiphenyl	27.732	22.853	3221	3374	0.011	0.011		100.00(a)

JW 5/13/02

QC Flag Legend

a - Target compound detected but, quantitated amount
 Below Limit Of Quantitation(BLOQ).

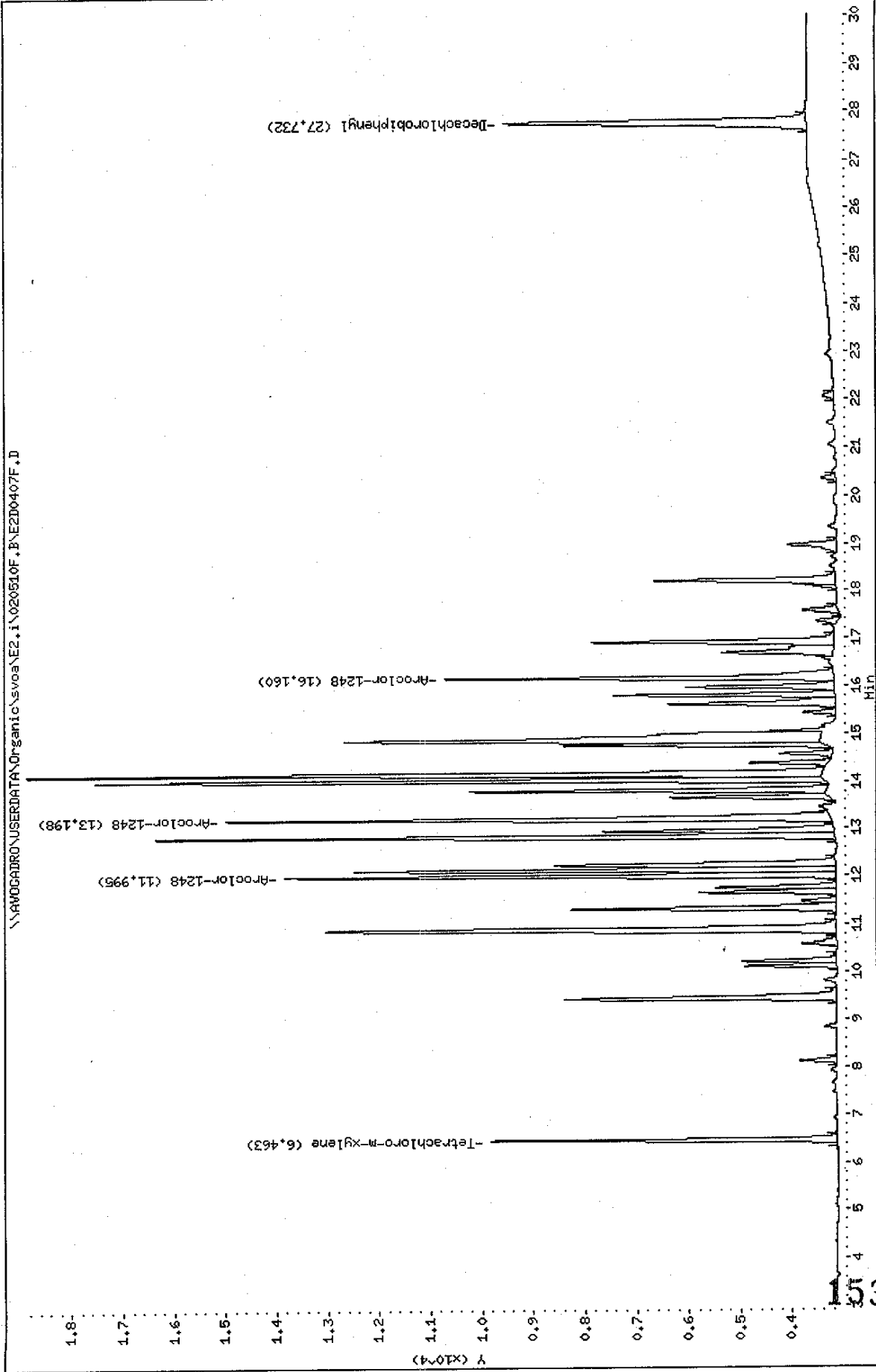
Data File: \\AVOCADRO\USERDATA\Organic\svoa\E2.i\020510F.B\E2D0407F.D
Date: 10-MAY-2002 22:01
Client ID: AR1248RL3
Sample Info: AR1248RL3,AR1248RL3,,ar1248.sub
Volume Injected (ul): 1.0
Column phase: RtxCLPrest 2

Instrument: E2.i

Operator: CHL

Column diameter: 0.53

\\AVOCADRO\USERDATA\Organic\svoa\E2.i\020510F.B\E2D0407F.D



Data File: \\AVOCADRO\USERDATA\Organic\svoa\E2.1\020510R.B\E2D0407R.D

Date: 10-MAY-2002 22:01

Client ID: AR1248RL3

Sample Info: AR1248RL3,AR1248RL3,,ar1248,sub

Volume Injected (uL): 1.0


Column phase: RtxCLPPest

Instrument: E2.1

Operator: GML

Column diameter: 0.53

\\AVOCADRO\USERDATA\Organic\svoa\E2.1\020510R.B\E2D0407R.D



Data File: E2D0407F.D
 Report Date: 13-May-2002 10:36

Mitkem Corporation

Sample #1 : \\AVOGADRO\USERDATA\Organic\svoa\E2.i\020510F.B\E2D0407F.D
 Sample #2 : \\AVOGADRO\USERDATA\Organic\svoa\E2.i\020510R.B\E2D0407R.D
 Inj Date : 10-MAY-2002 22:01
 Sample Info: AR1248RL3,AR1248RL3,,ar1248.sub
 Misc Info : 1,3,,1
 Cal Date : 13-MAY-2002 07:40
 Operator : GML
 Inst ID : E2.i
 Dil Factor : 1.000000

Method #1 : \\AVOGADRO\USERDATA\Organic\svoa\E2.i\020510F.B\E2_PCB_F.m
 Method #2 : \\AVOGADRO\USERDATA\Organic\svoa\E2.i\020510R.B\E2_PCB_R.m
 Sub List #1 : ar1248.sub
 Sub List #2 : ar1248.sub
 Col #1 Phase : RtxCLPPest 2
 Col #2 Phase : RtxCLPPest

Concentration Formula: Amt * DF * Uf * Vt / (Vo * Vi)

Name	Value	Description
DF	1.000	Dilution Factor
Uf	1.000	Correction factor
Vt	10000.000	Volume of final extract (uL)
Vo	1000.000	Volume of sample extracted (ml)
Vi	1.000	Volume injected (uL)

Compound	RT#1	RT#2	Resp#1	Resp#2	Conc#1 (ug/L)	Conc#2 (ug/L)	Target Range	Ratio
Tetrachloro-m-xylene	6.463	5.058	6702	5872	0.020	0.019		100.00 (a)
Aroclor-1248	11.995	11.357	10716	13222	0.89	0.95	80.00- 120.00	100.00 (a)
	13.198	12.010	11754	9345	0.95	0.95	102.37- 142.37	109.69 (a)
	16.160	13.183	7535	6438	0.96	0.96	62.16- 102.16	70.32 (a)
	Average of Peak Amounts =				0.93	0.95		
Decachlorobiphenyl	27.732	22.853	5863	6248	0.021	0.021		100.00 (a)

374 5/16/02

QC Flag Legend

a - Target compound detected but, quantitated amount
 Below Limit Of Quantitation (BLOQ).

Data File: \\AVOCADRO\USERDATA\Organic\svoa\E2.i\020510F.BAE2D0408F.D

Date : 10-MAY-2002 22:34

Client ID: AR1248RL4

Sample Info: AR1248RL4,AR1248RL4,,ar1248.sub


Volume Injected (uL): 1.0

Column phase: RtxCLPPest 2

Instrument: E2.i

Operator: GHL

Column diameter: 0.53



Data File: \\AVOCADRO\USERDATA\Organic\svoa\E2.i\020510R.BNE2D0408R.D

Date : 10-MAY-2002 22:34

Client ID: AR1248RL4

Sample Info: AR1248RL4,AR1248RL4,,ar1248.sub


Volume Injected (uL): 1.0

Column phase: RtxCLPPest

Instrument: E2.i

Operator: GHL

Column diameter: 0.53



Data File: E2D0408F.D
 Report Date: 13-May-2002 10:37

Mitkem Corporation

Sample #1 : \\AVOGADRO\USERDATA\Organic\svoa\E2.i\020510F.B\E2D0408F.D
 Sample #2 : \\AVOGADRO\USERDATA\Organic\svoa\E2.i\020510R.B\E2D0408R.D
 Inj Date : 10-MAY-2002 22:34
 Sample Info: AR1248RL4,AR1248RL4,,ar1248.sub
 Misc Info : 1,4,,1
 Cal Date : 13-MAY-2002 07:40
 Operator : GML
 Inst ID : E2.i
 Dil Factor : 1.000000

Method #1 : \\AVOGADRO\USERDATA\Organic\svoa\E2.i\020510F.B\E2_PCB_F.m
 Method #2 : \\AVOGADRO\USERDATA\Organic\svoa\E2.i\020510R.B\E2_PCB_R.m
 Sub List #1 : ar1248.sub
 Sub List #2 : ar1248.sub
 Col #1 Phase : RtxCLPPest 2
 Col #2 Phase : RtxCLPPest

Concentration Formula: Amt * DF * Uf * Vt / (Vo * Vi)

Name	Value	Description
DF	1.000	Dilution Factor
Uf	1.000	Correction factor
Vt	10000.000	Volume of final extract (uL)
Vo	1000.000	Volume of sample extracted (ml)
Vi	1.000	Volume injected (uL)

Compound	RT#1	RT#2	Resp#1	Resp#2	Conc#1 (ug/L)	Conc#2 (ug/L)	Target Range	Ratio
Tetrachloro-m-xylene	6.462	5.058	17781	15381	0.051	0.049		100.00
Aroclor-1248	11.993	11.355	23811	30619	2.1	2.3	80.00- 120.00	100.00
	13.197	12.007	27990	22372	2.3	2.3	102.37- 142.37	117.55
	16.158	13.182	18452	15893	2.4	2.4	62.16- 102.16	77.49
	Average of Peak Amounts =				2.3	2.3		
Decachlorobiphenyl	27.732	22.853	14305	14810	0.049	0.047		100.00(a)

5/13/02

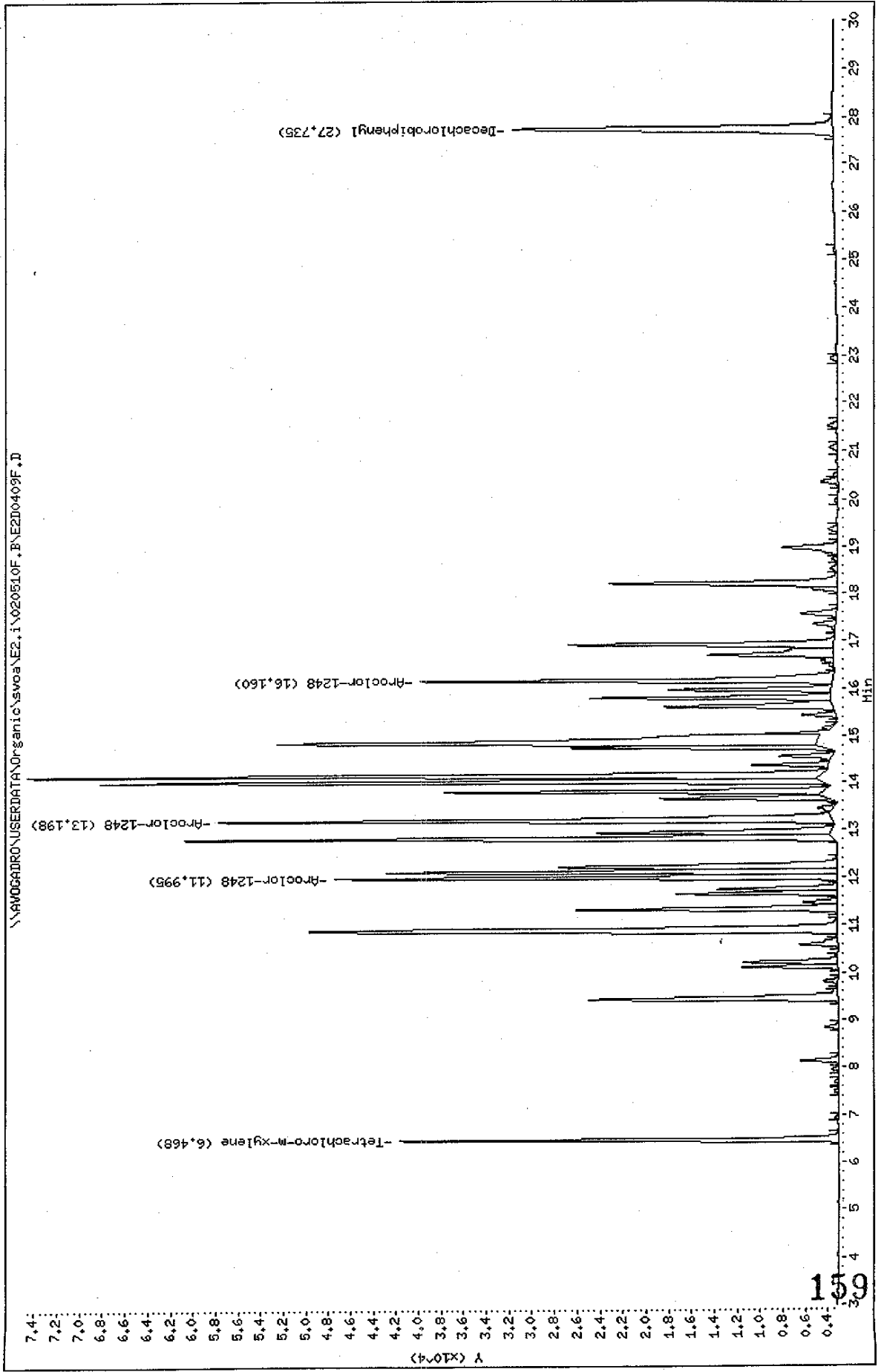
QC Flag Legend

a - Target compound detected but, quantitated amount
 Below Limit Of Quantitation(BLOQ).

Data File: \\AVOCADRO\USERDATA\Organic\svoa\E2.i\020510F.B\E2D0409F.D
 Date : 10-MAY-2002 23:07
 Client ID: AR1248RL5
 Sample Info: AR1248RL5,AR1248RL5,,ar1248.sub
 Volume Injected (uL): 1.0
 Column phase: RtxCLPPest 2

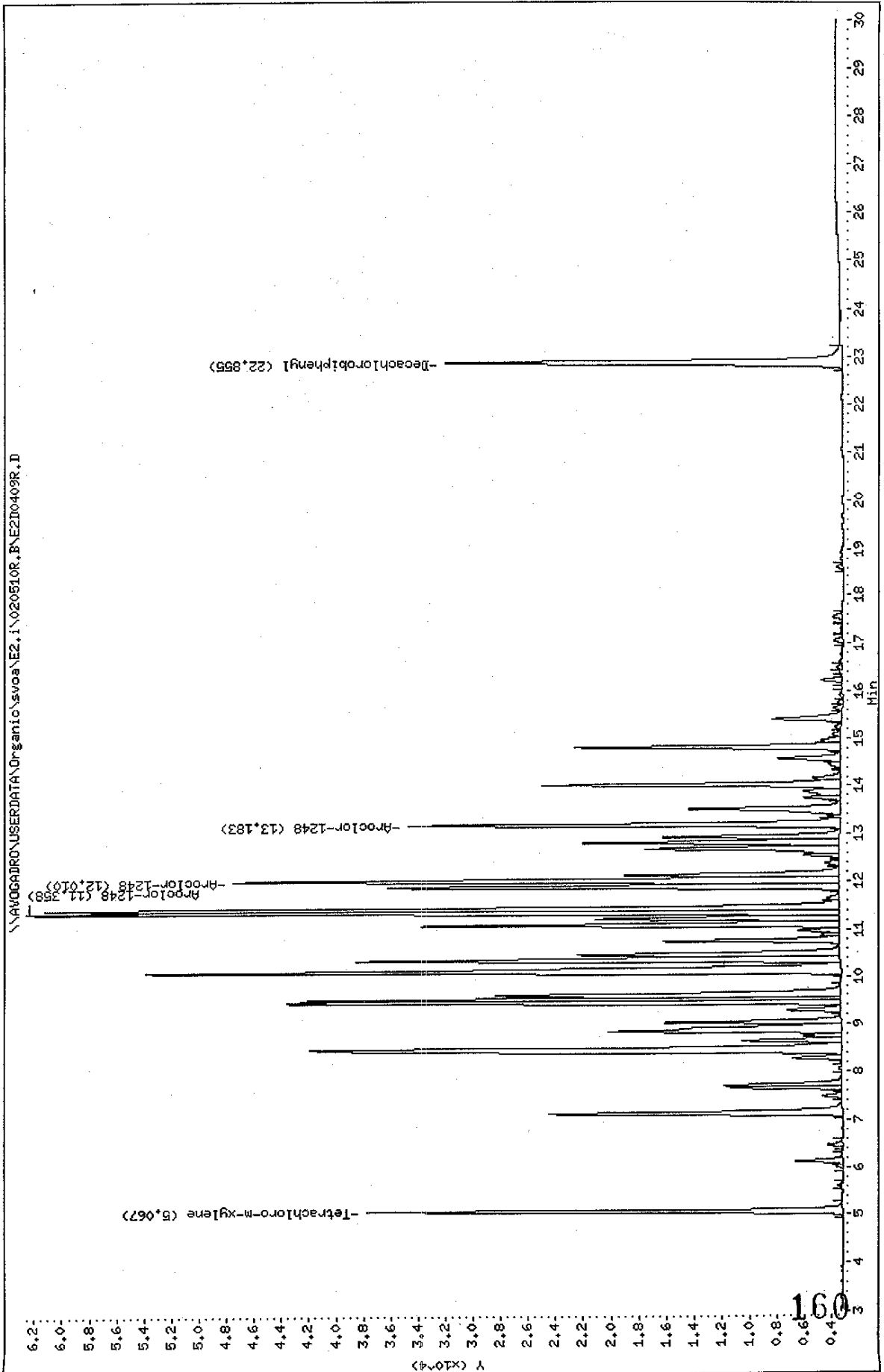
Instrument: E2.i

Operator: GHL
 Column diameter: 0.53



Data File: \\AVOCADRO\USERDATA\Organic\svoa\E2.1\020510R.BNE2D0409R.D
Date : 10-MAY-2002 23:07
Client ID: AR1248RL5
Sample Info: AR1248RL5,AR1248RL5,,ar1248.sub
Volume Injected (uL): 1.0
Column phase: RtxCLPest

Instrument: E2.1
Operator: GML
Column diameter: 0.53



Data File: E2D0409F.D
 Report Date: 13-May-2002 10:37

Mitkem Corporation

Sample #1 : \\AVOGADRO\USERDATA\Organic\svoa\E2.i\020510F.B\E2D0409F.D
 Sample #2 : \\AVOGADRO\USERDATA\Organic\svoa\E2.i\020510R.B\E2D0409R.D
 Inj Date : 10-MAY-2002 23:07
 Sample Info: AR1248RL5,AR1248RL5,,ar1248.sub
 Misc Info : 1,5,,1
 Cal Date : 13-MAY-2002 07:40
 Operator : GML
 Inst ID : E2.i
 Dil Factor : 1.000000

Method #1 : \\AVOGADRO\USERDATA\Organic\svoa\E2.i\020510F.B\E2_PCB_F.m
 Method #2 : \\AVOGADRO\USERDATA\Organic\svoa\E2.i\020510R.B\E2_PCB_R.m
 Sub List #1 : ar1248.sub
 Sub List #2 : ar1248.sub
 Col #1 Phase : RtxCLPPest 2
 Col #2 Phase : RtxCLPPest

Concentration Formula: Amt * DF * Uf * Vt / (Vo * Vi)

Name	Value	Description
DF	1.000	Dilution Factor
Uf	1.000	Correction factor
Vt	10000.000	Volume of final extract (uL)
Vo	1000.000	Volume of sample extracted (ml)
Vi	1.000	Volume injected (uL)

Compound	RT#1	RT#2	Resp#1	Resp#2	Conc#1 (ug/L)	Conc#2 (ug/L)	Target Range	Ratio
Tetrachloro-m-xylene	6.468	5.067	38627	34462	0.11	0.11		100.00
Aroclor-1248	11.995	11.358	44162	58995	4.0	4.5	80.00- 120.00	100.00
	13.198	12.010	54040	43972	4.6	4.7	102.37- 142.37	122.37
	16.160	13.183	36282	31331	4.8	4.8	62.16- 102.16	82.16
	Average of Peak Amounts =				4.5	4.7		
Decachlorobiphenyl	27.735	22.855	28129	28778	0.093	0.088		100.00

5/13/02

Data File: \\AVOCADRON\USERDATA\Organic\svoa\E2.i\020510F.B\E2D0410F.D

Date : 10-MAY-2002 23:39

Client ID: AR1660RL1

Sample Info: AR1660RL1,AR1660RL1,,ar1660.sub

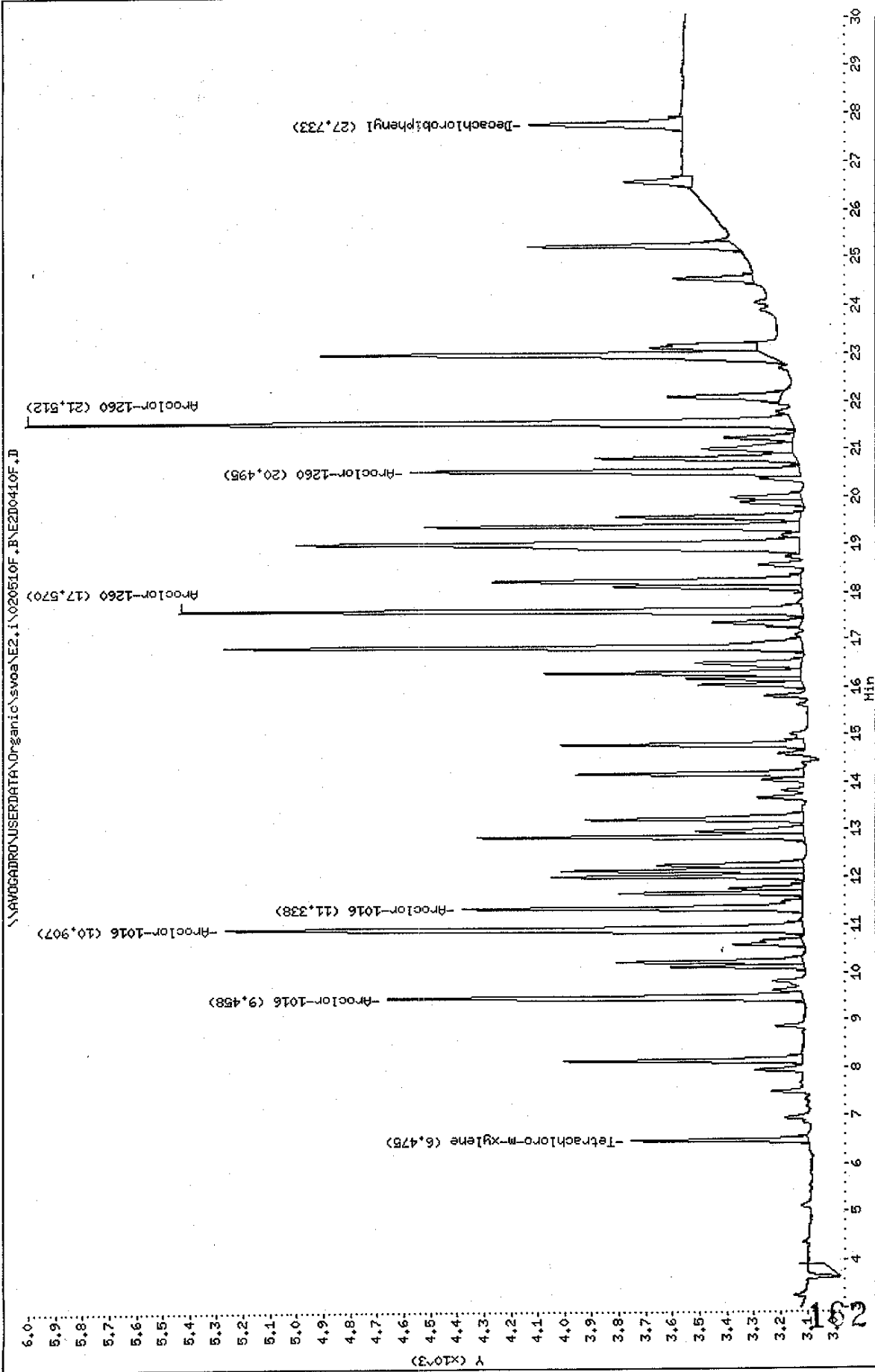
Volume Injected (ul): 1.0

Column phase: RtxCLPPest 2

Instrument: E2.i

Operator: GHL

Column diameter: 0.53



Data File: \\AVOCADRO\USERDATA\Organic\svoa\E2.1\020510R.B\E2D0410R.D

Date: 10-MAY-2002 23:39

Client ID: AR1660RL1

Sample Info: AR1660RL1.AR1660RL1,,ar1660,sub

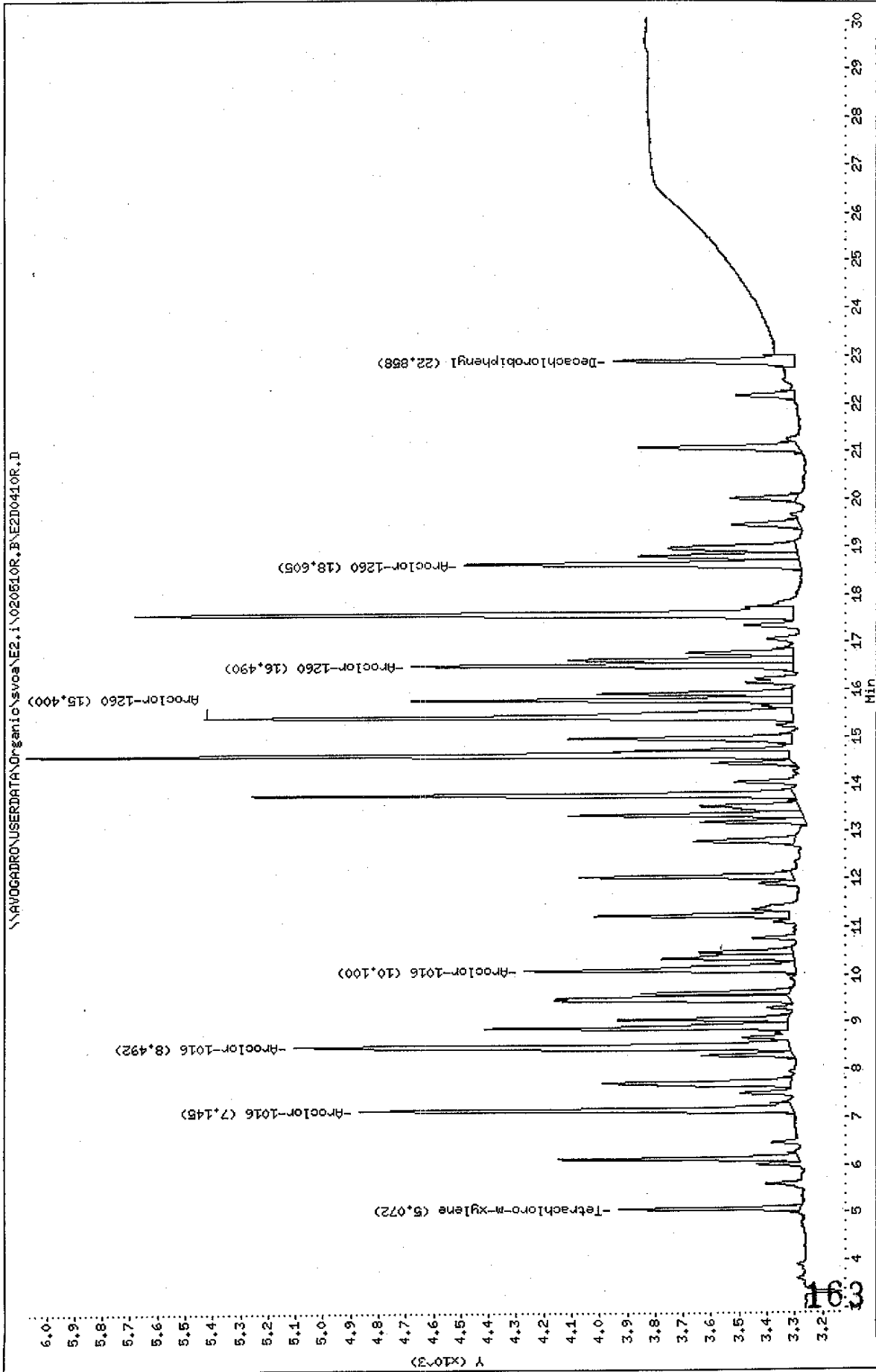
Volume Injected (ul): 1.0

Column phase: RtxCLPest

Instrument: E2.1

Operator: GML

Column diameter: 0.53



Data File: E2D0410F.D
 Report Date: 13-May-2002 10:37

Mitkem Corporation

Sample #1 : \\AVOGADRO\USERDATA\Organic\svoa\E2.i\020510F.B\E2D0410F.D
 Sample #2 : \\AVOGADRO\USERDATA\Organic\svoa\E2.i\020510R.B\E2D0410R.D
 Inj Date : 10-MAY-2002 23:39
 Sample Info: AR1660RL1,AR1660RL1,,ar1660.sub
 Misc Info : 1,1,,1
 Cal Date : 13-MAY-2002 07:40
 Operator : GML
 Inst ID : E2.i
 Dil Factor : 1.000000

Method #1 : \\AVOGADRO\USERDATA\Organic\svoa\E2.i\020510F.B\E2_PCB_F.m
 Method #2 : \\AVOGADRO\USERDATA\Organic\svoa\E2.i\020510R.B\E2_PCB_R.m
 Sub List #1 : ar1660.sub
 Sub List #2 : ar1660.sub
 Col #1 Phase : RtxCLPPest 2
 Col #2 Phase : RtxCLPPest

Concentration Formula: Amt * DF * Uf * Vt / (Vo * Vi)

Name	Value	Description
DF	1.000	Dilution Factor
Uf	1.000	Correction factor
Vt	10000.000	Volume of final extract (uL)
Vo	1000.000	Volume of sample extracted (ml)
Vi	1.000	Volume injected (uL)

Compound	RT#1	RT#2	Resp#1	Resp#2	Conc#1 (ug/L)	Conc#2 (ug/L)	Target Range	Ratio
Tetrachloro-m-xylene	6.475	5.072	658	651	0.0019	0.0020		100.00(a)
Aroclor-1016	9.458	7.145	1544	1558	0.10	0.10	80.00- 120.00	100.00(a)
	10.907	8.492	2151	1788	0.10	0.10	171.22- 211.22	139.31(a)
	11.338	10.100	1260	972	0.10	0.10	80.85- 120.85	81.61(a)
	Average of Peak Amounts =				0.10	0.10		
Decachlorobiphenyl	27.733	22.858	573	646	0.0020	0.0021		100.00(a)
Aroclor-1260	17.570	15.400	2322	2123	0.10	0.10	80.00- 120.00	100.00(a)
	20.495	16.490	1446	1374	0.10	0.10	52.80- 92.80	62.27(a)
	21.512	18.605	2857	1211	0.10	0.10	135.23- 175.23	123.04(a)
	Average of Peak Amounts =				0.10	0.10		

JMK
5/13/02

Data File: E2D0410F.D
Report Date: 13-May-2002 10:37

QC Flag Legend


a - Target compound detected but, quantitated amount
Below Limit Of Quantitation(BLOQ).

Data File: \\AVOGADRON\USERDATA\Organic\svosa\E2.i\020510F.B\E2D0411F.D
Date: 11-MAY-2002 00:12
Client ID: AR1660RL2
Sample Info: AR1660RL2,AR1660RL2,,ar1660,sub
Volume Injected (uL): 1.0
Column Phase: RtxCLPPest 2

Instrument: E2.i

Operator: CHL

Column diameter: 0.53



Data File: \\AVOCADRO\USERDATA\Organic\svoc\E2.1\020510R.B\E2D041R.D

Date: 11-MAY-2002 00:12

Client ID: AR1660RL2

Sample Info: AR1660RL2,AR1660RL2,,ar1660.sub

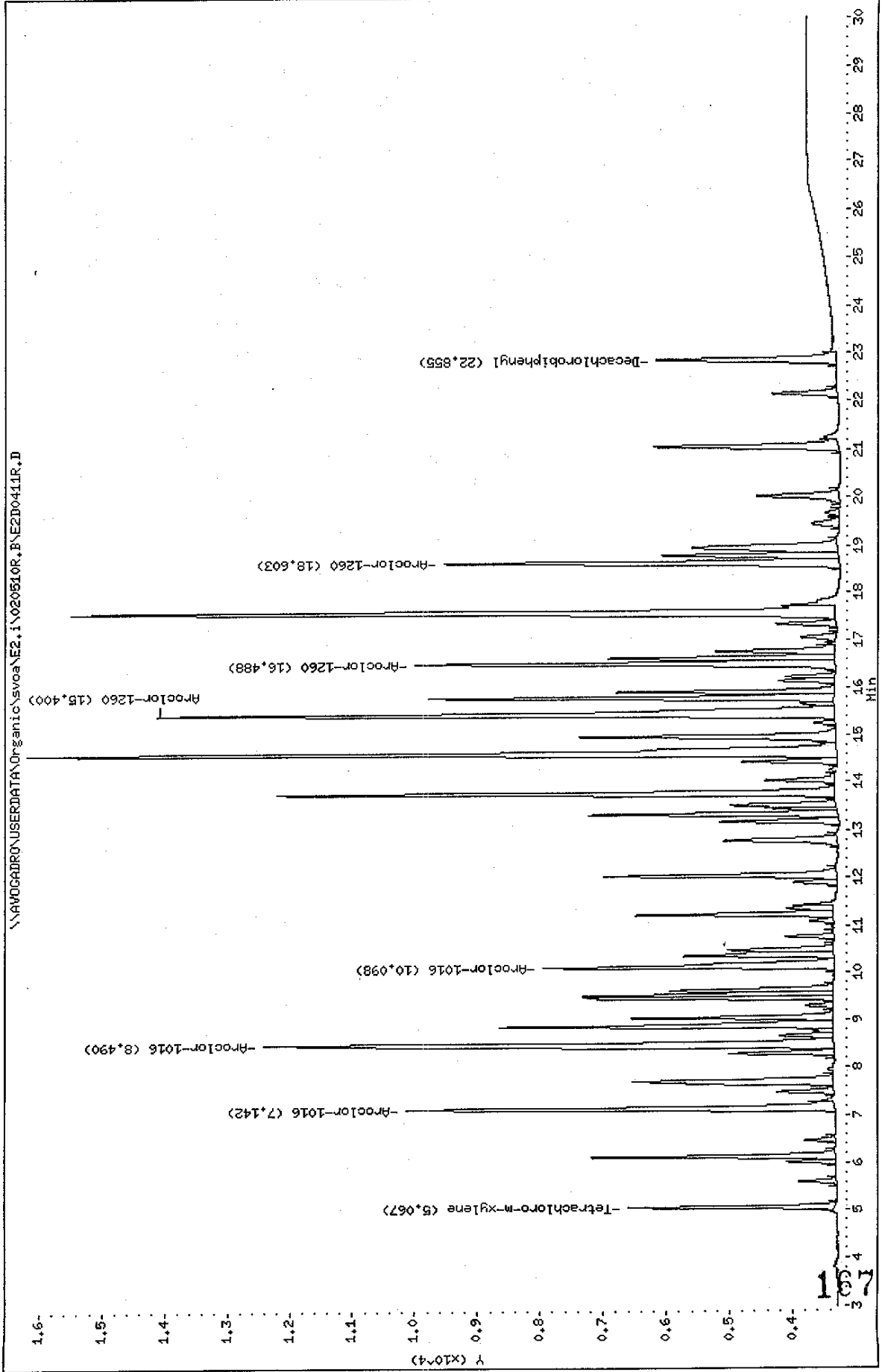
Volume Injected (ul): 1.0

Column phase: RtxCLPPest

Instrument: E2.1

Operator: CHL

Column diameter: 0.53



Data File: E2D0411F.D
 Report Date: 13-May-2002 10:37

Mitkem Corporation

Sample #1 : \\AVOGADRO\USERDATA\Organic\svoa\E2.i\020510F.B\E2D0411F.D
 Sample #2 : \\AVOGADRO\USERDATA\Organic\svoa\E2.i\020510R.B\E2D0411R.D
 Inj Date : 11-MAY-2002 00:12
 Sample Info: AR1660RL2,AR1660RL2,,ar1660.sub
 Misc Info : 1,2,,1
 Cal Date : 13-MAY-2002 07:40
 Operator : GML
 Inst ID : E2.i
 Dil Factor : 1.000000

Method #1 : \\AVOGADRO\USERDATA\Organic\svoa\E2.i\020510F.B\E2_PCB_F.m
 Method #2 : \\AVOGADRO\USERDATA\Organic\svoa\E2.i\020510R.B\E2_PCB_R.m
 Sub List #1 : ar1660.sub
 Sub List #2 : ar1660.sub
 Col #1 Phase : RtxCLPPest 2
 Col #2 Phase : RtxCLPPest

Concentration Formula: Amt * DF * Uf * Vt / (Vo * Vi)

Name	Value	Description
DF	1.000	Dilution Factor
Uf	1.000	Correction factor
Vt	10000.000	Volume of final extract (uL)
Vo	1000.000	Volume of sample extracted (ml)
Vi	1.000	Volume injected (uL)

Compound	RT#1	RT#2	Resp#1	Resp#2	Conc#1 (ug/L)	Conc#2 (ug/L)	Target Range	Ratio
Tetrachloro-m-xylene	6.472	5.067	3389	3266	0.0097	0.010		100.00(a)
Aroclor-1016	9.453	7.142	6740	6796	0.47	0.46	80.00- 120.00	100.00(a)
	10.905	8.490	10789	9064	0.50	0.50	171.22- 211.22	160.07(a)
	11.335	10.098	5941	4623	0.48	0.49	80.85- 120.85	88.15(a)
	Average of Peak Amounts =				0.48	0.48		
Decachlorobiphenyl	27.733	22.855	2713	2855	0.0096	0.0095		100.00(a)
Aroclor-1260	17.568	15.400	10733	10782	0.48	0.50	80.00- 120.00	100.00(a)
	20.493	16.488	7051	6665	0.49	0.49	52.80- 92.80	65.69(a)
	21.510	18.603	14529	6269	0.50	0.51	135.23- 175.23	135.37(a)
	Average of Peak Amounts =				0.49	0.50		

TTK 5/13/02

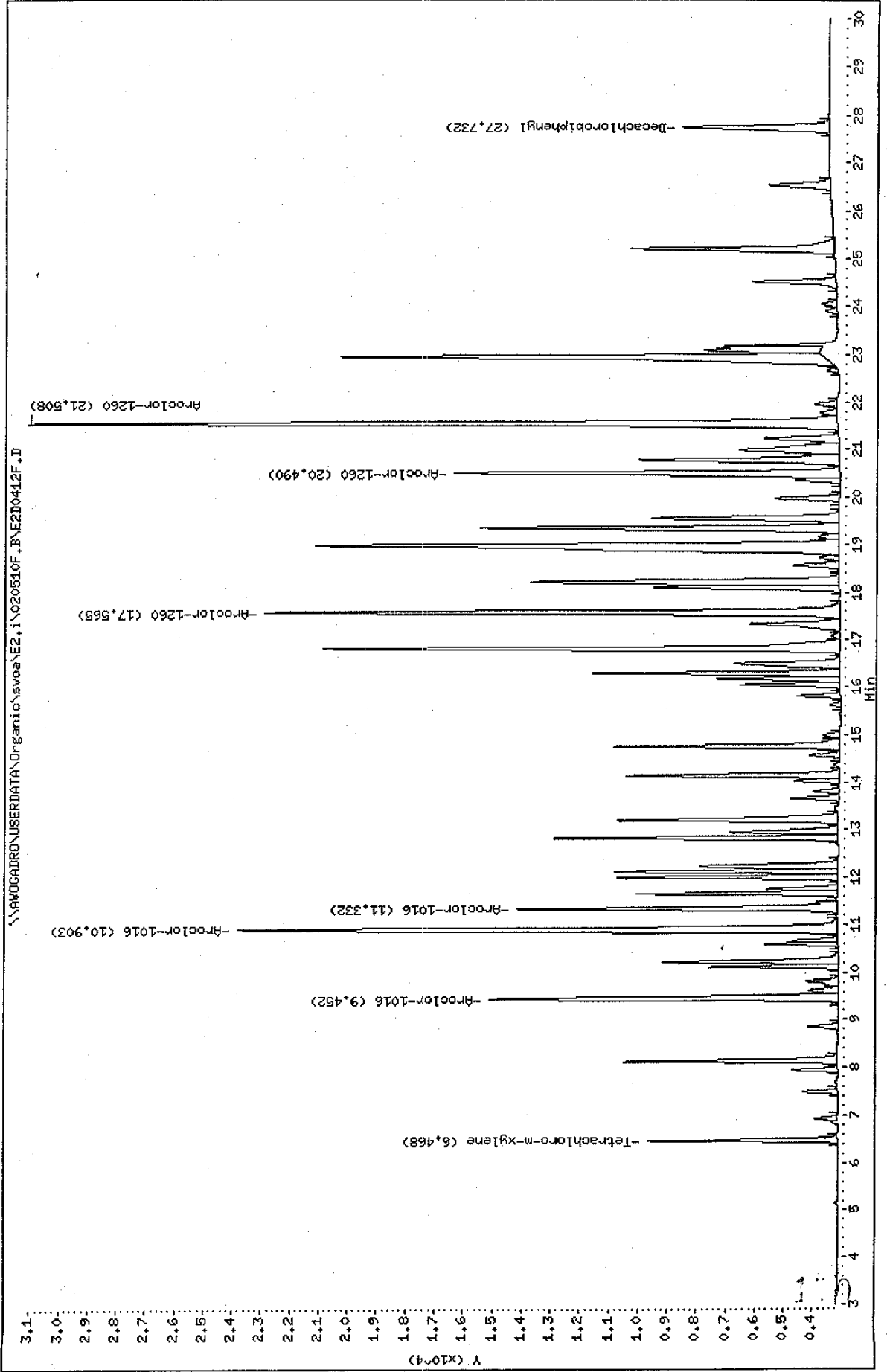
Data File: E2D0411F.D
Report Date: 13-May-2002 10:37

QC Flag Legend

a - Target compound detected but, quantitated amount
Below Limit Of Quantitation(BLOQ).

Data File: \\AVOCADRON\USERDATA\Organic\svoa\E2.i\020510F.B\E2D0412F.D
 Date: 11-MAY-2002 00:45
 Client ID: AR1660RL3
 Sample Info: AR1660RL3,AR1660RL3,,ar1660,sub
 Volume Injected (uL): 1.0
 Column phase: RtxCLPPest 2

Instrument: E2.i
 Operator: CHL
 Column diameter: 0.53

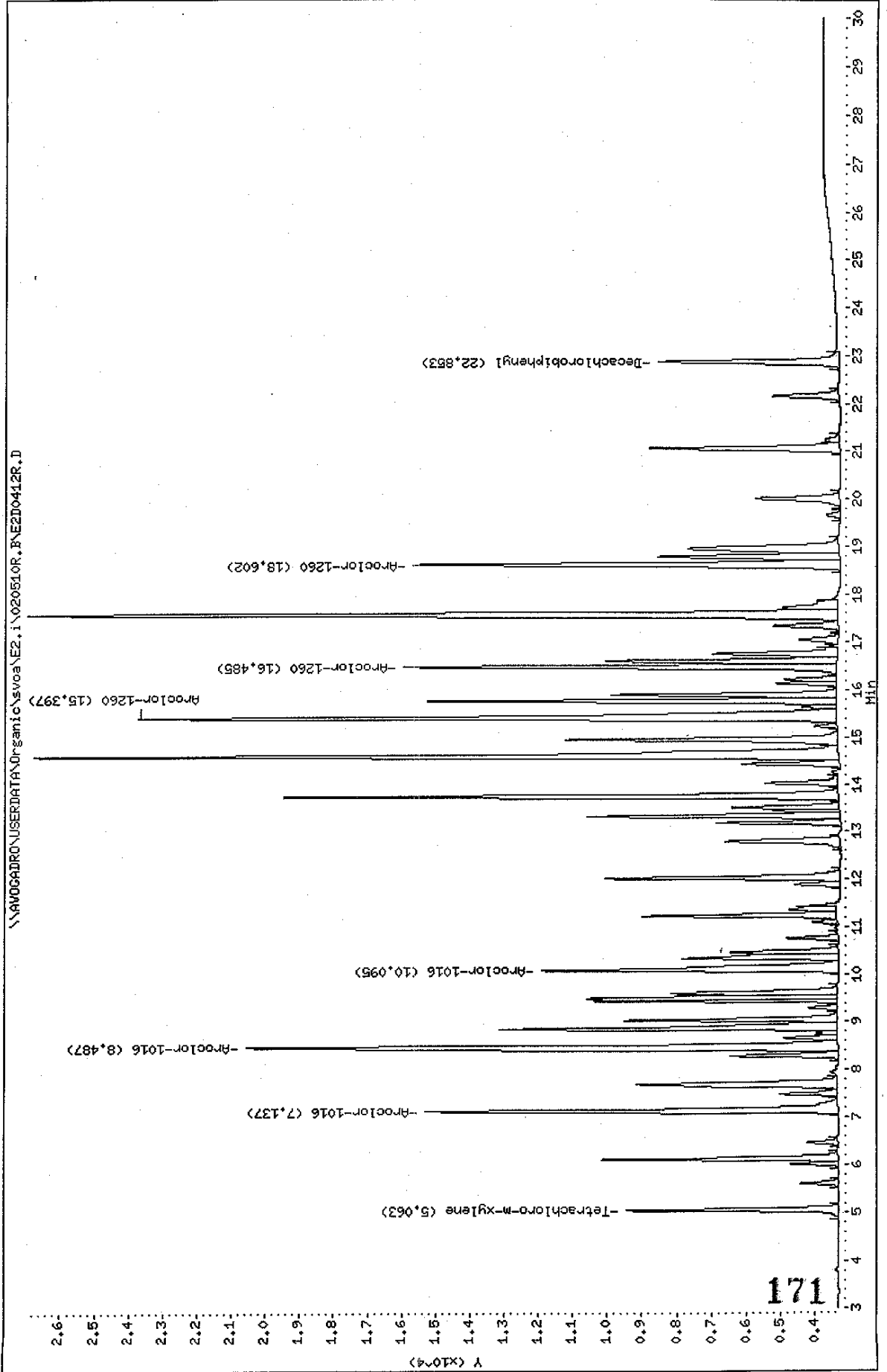


Data File: \\AVOCADRON\USERDATA\Organic\svoa\E2.1\020510R.B\E2D0412R.D
 Date: 11-MAY-2002 00:45
 Client ID: AR1660RL3
 Sample Info: AR1660RL3,AR1660RL3,,ar1660.sub
 Volume Injected (uL): 1.0
 Column phase: RtxCLPest

Instrument: E2.i

Operator: GHL

Column diameter: 0.53



Data File: E2D0412F.D
 Report Date: 13-May-2002 10:37

Mitekem Corporation

Sample #1 : \\AVOGADRO\USERDATA\Organic\svoa\E2.i\020510F.B\E2D0412F.D
 Sample #2 : \\AVOGADRO\USERDATA\Organic\svoa\E2.i\020510R.B\E2D0412R.D
 Inj Date : 11-MAY-2002 00:45
 Sample Info: AR1660RL3,AR1660RL3,,ar1660.sub
 Misc Info : 1,3,,1
 Cal Date : 13-MAY-2002 07:40
 Operator : GML
 Inst ID : E2.i
 Dil Factor : 1.000000

Method #1 : \\AVOGADRO\USERDATA\Organic\svoa\E2.i\020510F.B\E2_PCB_F.m
 Method #2 : \\AVOGADRO\USERDATA\Organic\svoa\E2.i\020510R.B\E2_PCB_R.m
 Sub List #1 : ar1660.sub
 Sub List #2 : ar1660.sub
 Col #1 Phase : RtxCLPPest 2
 Col #2 Phase : RtxCLPPest

Concentration Formula: Amt * DF * Uf * Vt / (Vo * Vi)

Name	Value	Description
DF	1.000	Dilution Factor
Uf	1.000	Correction factor
Vt	10000.000	Volume of final extract (uL)
Vo	1000.000	Volume of sample extracted (ml)
Vi	1.000	Volume injected (uL)

Compound	RT#1	RT#2	Resp#1	Resp#2	Conc#1 (ug/L)	Conc#2 (ug/L)	Target Range	Ratio
Tetrachloro-m-xylene	6.468	5.063	6510	6129	0.019	0.019		100.00(a)
Aroclor-1016	9.452	7.137	11985	11975	0.88	0.87	80.00- 120.00	100.00(a)
	10.903	8.487	20649	17224	0.97	0.97	171.22- 211.22	172.29(a)
	11.332	10.095	11004	8597	0.93	0.94	80.85- 120.85	91.81(a)
	Average of Peak Amounts =				0.93	0.93		
Decachlorobiphenyl	27.732	22.853	5054	5245	0.018	0.018		100.00(a)
Aroclor-1260	17.565	15.397	19793	20372	0.92	0.97	80.00- 120.00	100.00(a)
	20.490	16.485	13236	12599	0.95	0.95	52.80- 92.80	66.87(a)
	21.508	18.602	27881	12414	0.98	1.0	135.23- 175.23	140.86(a)
	Average of Peak Amounts =				0.95	0.97		

JY 5/13/02

Data File: E2D0412F.D
Report Date: 13-May-2002 10:37

QC Flag Legend

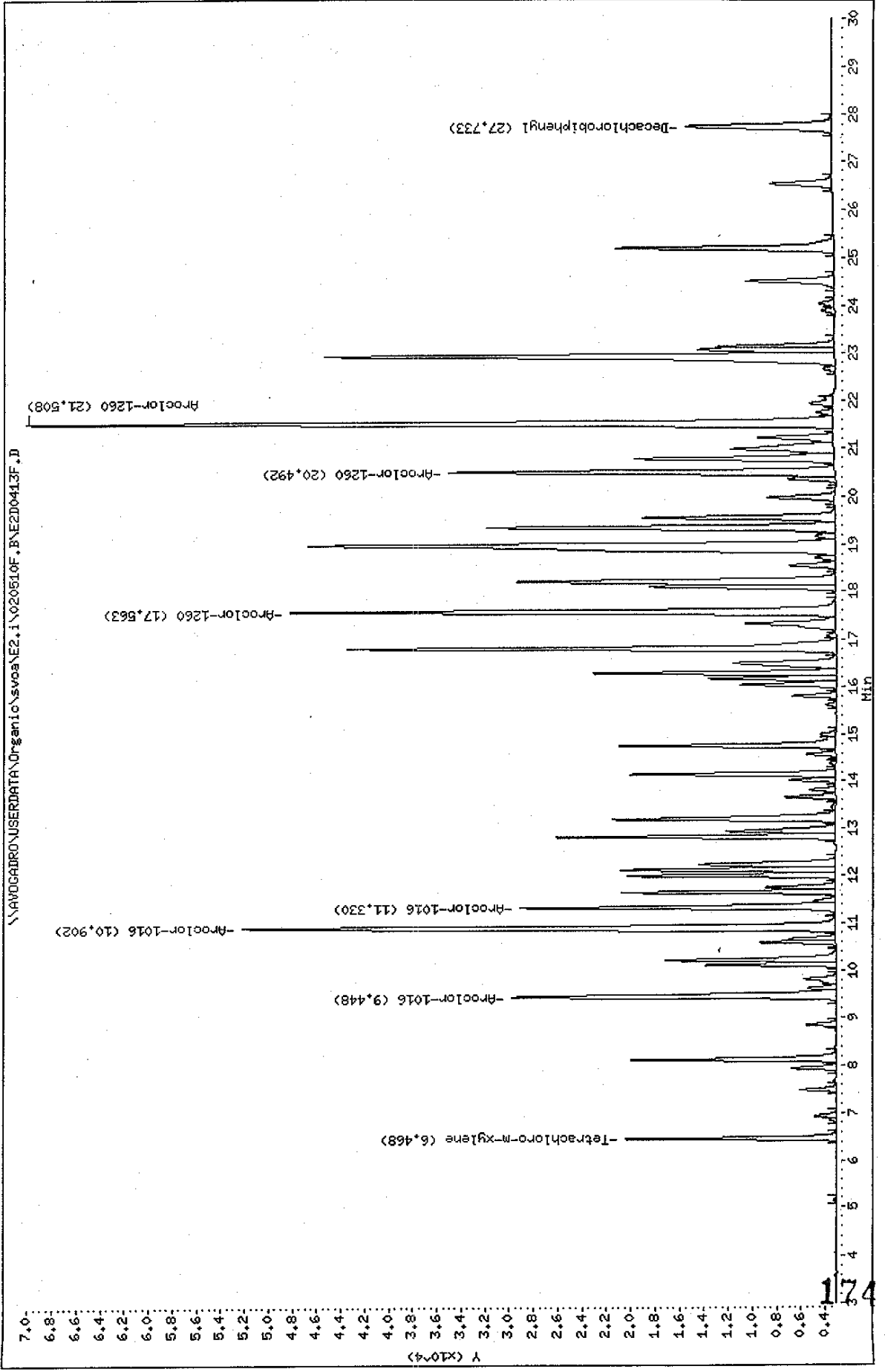
a - Target compound detected but, quantitated amount
Below Limit Of Quantitation(BLOQ).

Data File: \\AVOCADRO\USERDATA\Organic\svosa\E2.1\020510F.B\AE2D0413F.D
 Date: 11-May-2002 01:18
 Client ID: AR1660RL4
 Sample Info: AR1660RL4,AR1660RL4,,ar1660.sub
 Volume Injected (uL): 1.0
 Column phase: RtxCLPPest 2

Instrument: E2.1

Operator: GHL

Column diameter: 0.53



Data File: \\NAVOGRDROUSERDATA\Organic\svoa\E2.i\020510R.BNE2D0413R.D

Date : 11-MAY-2002 01:18

Client ID: AR1660RL4

Sample Info: AR1660RL4,AR1660RL4,,ar1660.sub

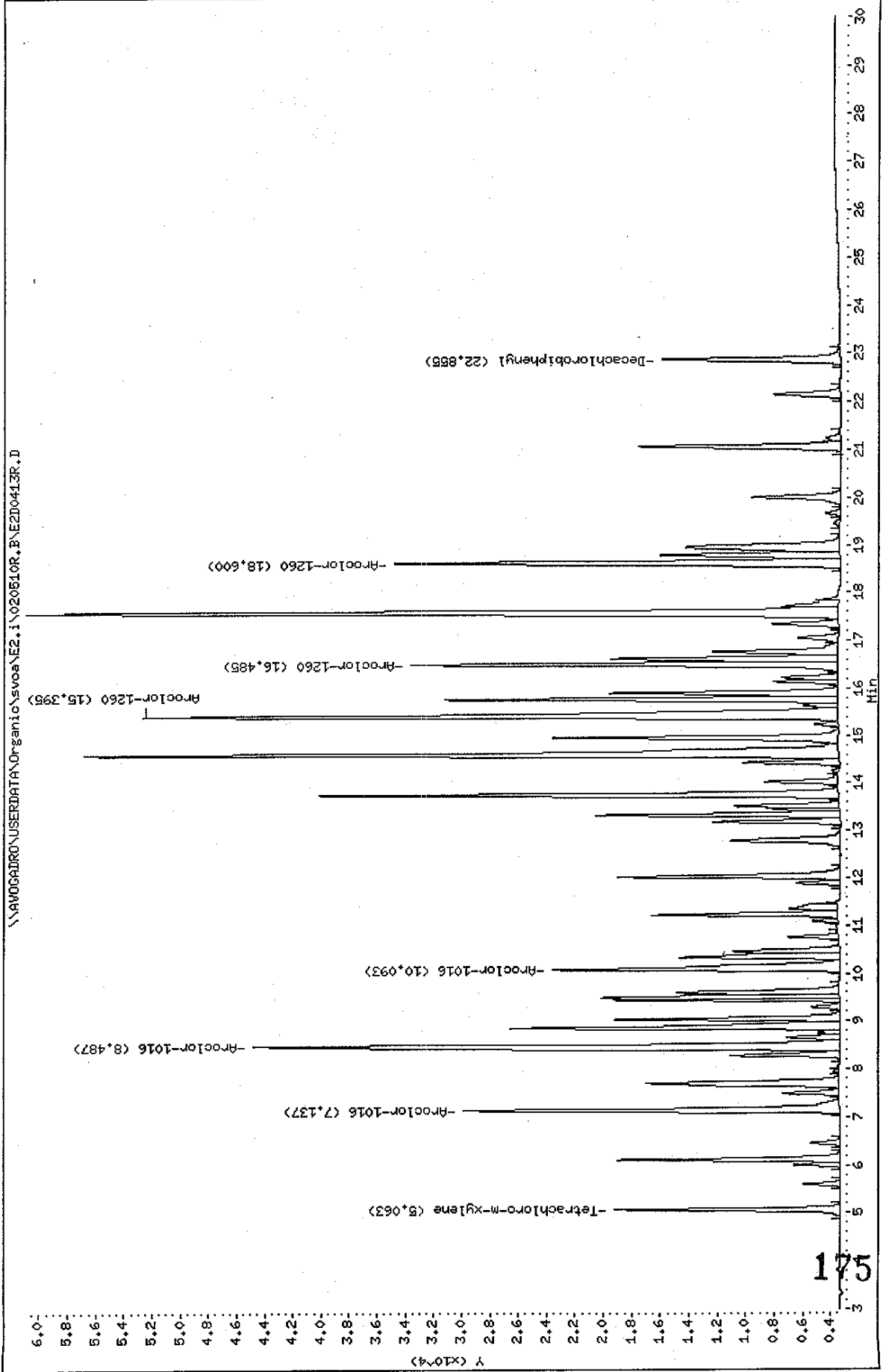
Volume Injected (ul): 1.0

Column phase: RtxCLPPest

Instrument: E2.i

Operator: GHL

Column diameter: 0.53



Data File: E2D0413F.D
 Report Date: 13-May-2002 10:37

Mitkem Corporation

Sample #1 : \\AVOGADRO\USERDATA\Organic\svoa\E2.i\020510F.B\E2D0413F.D
 Sample #2 : \\AVOGADRO\USERDATA\Organic\svoa\E2.i\020510R.B\E2D0413R.D
 Inj Date : 11-MAY-2002 01:18
 Sample Info: AR1660RL4,AR1660RL4,,ar1660.sub
 Misc Info : 1,4,,1
 Cal Date : 13-MAY-2002 07:40
 Operator : GML
 Inst ID : E2.i
 Dil Factor : 1.000000

Method #1 : \\AVOGADRO\USERDATA\Organic\svoa\E2.i\020510F.B\E2_PCB_F.m
 Method #2 : \\AVOGADRO\USERDATA\Organic\svoa\E2.i\020510R.B\E2_PCB_R.m
 Sub List #1 : ar1660.sub
 Sub List #2 : ar1660.sub
 Col #1 Phase : RtxCLPPest 2
 Col #2 Phase : RtxCLPPest

Concentration Formula: Amt * DF * Uf * Vt / (Vo * Vi)

Name	Value	Description
DF	1.000	Dilution Factor
Uf	1.000	Correction factor
Vt	10000.000	Volume of final extract (uL)
Vo	1000.000	Volume of sample extracted (ml)
Vi	1.000	Volume injected (uL)

Compound	RT#1	RT#2	Resp#1	Resp#2	Conc#1 (ug/L)	Conc#2 (ug/L)	Target Range	Ratio
Tetrachloro-m-xylene	6.468	5.063	17359	15866	0.050	0.049		100.00
Aroclor-1016	9.448	7.137	26682	26595	2.1	2.0	80.00- 120.00	100.00
	10.902	8.487	49084	41526	2.4	2.4	171.22- 211.22	183.96
	11.330	10.093	25936	20207	2.3	2.3	80.85- 120.85	97.20
	Average of Peak Amounts =				2.3	2.2		
Decachlorobiphenyl	27.733	22.855	12085	12530	0.045	0.044		100.00(a)
Aroclor-1260	17.563	15.395	45154	49124	2.2	2.4	80.00- 120.00	100.00
	20.492	16.485	31813	30146	2.3	2.3	52.80- 92.80	70.45
	21.508	18.600	66728	31505	2.4	2.5	135.23- 175.23	147.78
	Average of Peak Amounts =				2.3	2.4		

Data File: \\AVOCADRO\USERDATA\Organic\svoa\E2.i\020510F.BNE2D0414F.D

Date : 11-MAY-2002 01:51

Client ID: AR1660RL5

Sample Info: AR1660RL5,AR1660RL5,,ar1660.sub

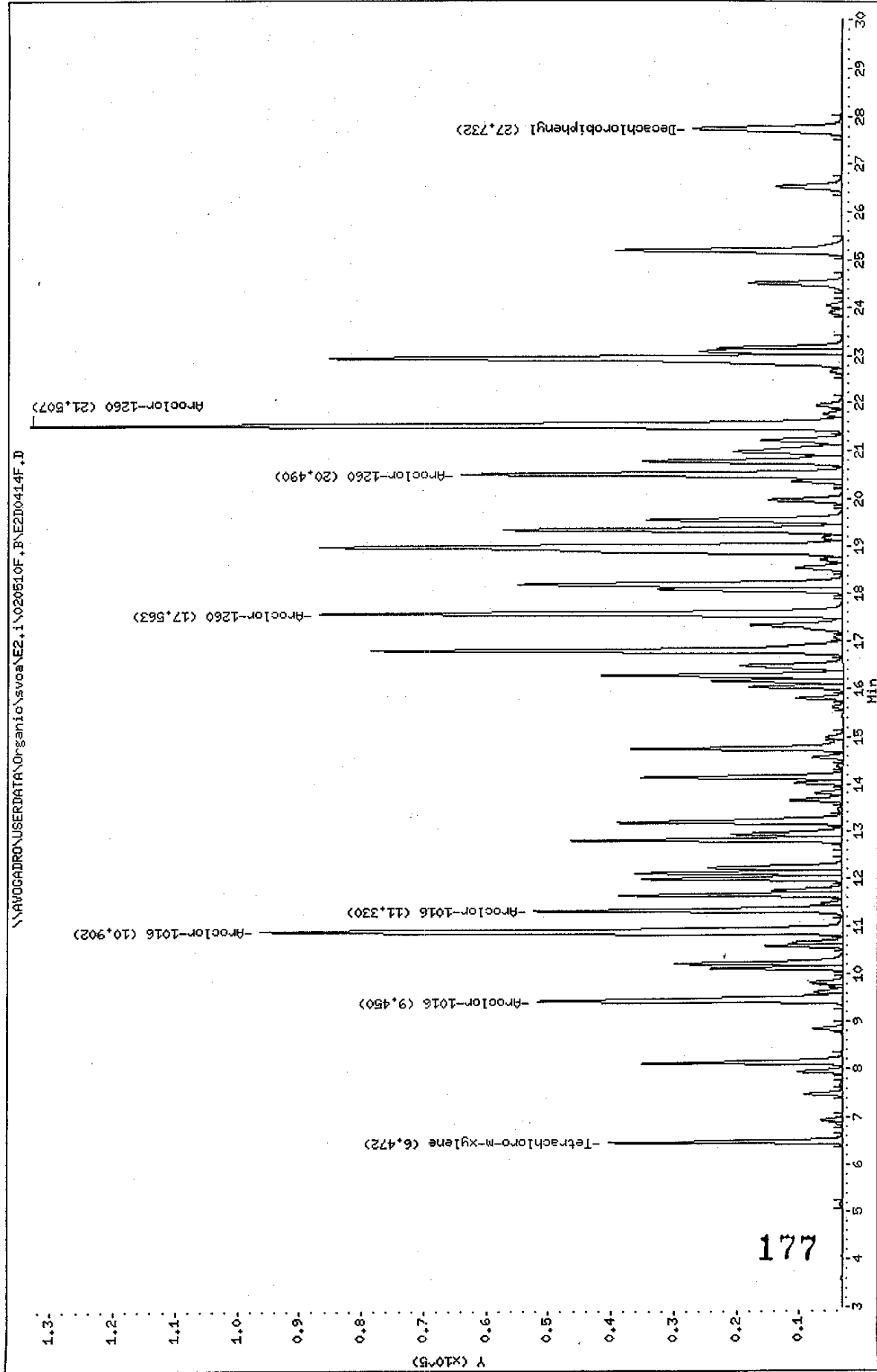
Volume Injected (ul): 1.0

Column phase: RtxCLPPest 2

Instrument: E2.i

Operator: GML

Column diameter: 0.53



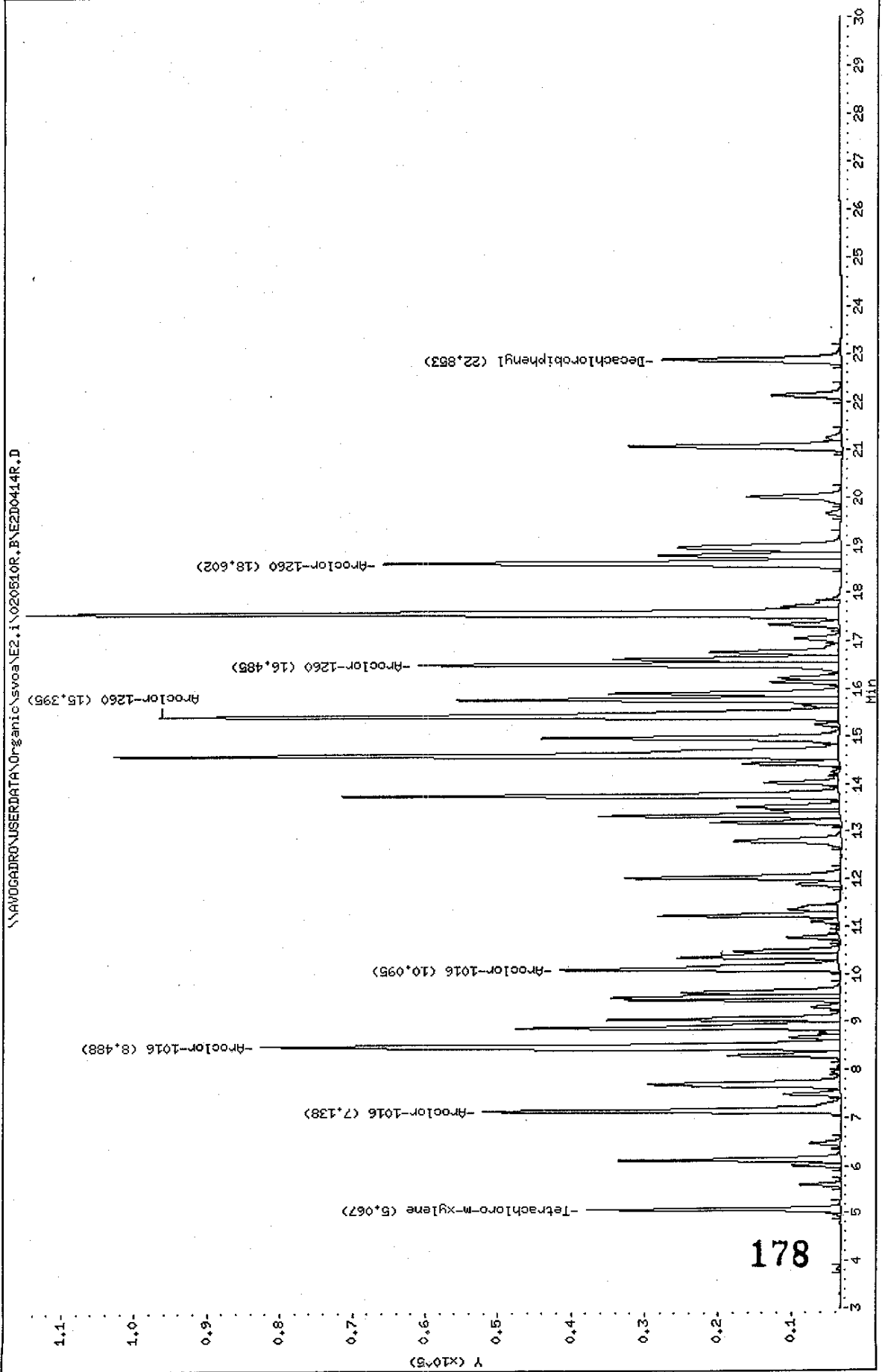
Data File: \\AV06ADRD\USERDATA\Organic\svoa\E2.i\020510R.B\E2D0414R.D
Date: 11-MAY-2002 01:51
Client ID: AR1660RL5
Sample Info: AR1660RL5,AR1660RL5,,ar1660.sub
Volume Injected (uL): 1.0
Column phase: RtxCLPPest

Instrument: E2.i

Operator: CHL

Column diameter: 0.53

\\AV06ADRD\USERDATA\Organic\svoa\E2.i\020510R.B\E2D0414R.D



Data File: E2D0414F.D
 Report Date: 13-May-2002 10:37

Mitkem Corporation

Sample #1 : \\AVOGADRO\USERDATA\Organic\svoa\E2.i\020510F.B\E2D0414F.D
 Sample #2 : \\AVOGADRO\USERDATA\Organic\svoa\E2.i\020510R.B\E2D0414R.D
 Inj Date : 11-MAY-2002 01:51
 Sample Info: AR1660RL5,AR1660RL5,,ar1660.sub
 Misc Info : 1,5,,1
 Cal Date : 13-MAY-2002 07:40
 Operator : GML
 Inst ID : E2.i
 Dil Factor : 1.000000

Method #1 : \\AVOGADRO\USERDATA\Organic\svoa\E2.i\020510F.B\E2_PCB_F.m
 Method #2 : \\AVOGADRO\USERDATA\Organic\svoa\E2.i\020510R.B\E2_PCB_R.m
 Sub List #1 : ar1660.sub
 Sub List #2 : ar1660.sub
 Col #1 Phase : RtxCLPPest 2
 Col #2 Phase : RtxCLPPest

Concentration Formula: Amt * DF * Uf * Vt / (Vo * Vi)

Name	Value	Description
DF	1.000	Dilution Factor
Uf	1.000	Correction factor
Vt	10000.000	Volume of final extract (uL)
Vo	1000.000	Volume of sample extracted (ml)
Vi	1.000	Volume injected (uL)

Compound	RT#1	RT#2	Resp#1	Resp#2	Conc#1 (ug/L)	Conc#2 (ug/L)	Target Range	Ratio
Tetrachloro-m-xylene	6.472	5.067	37366	34569	0.11	0.11		100.00
Aroclor-1016	9.450	7.138	48766	48892	4.0	4.0	80.00- 120.00	100.00
	10.902	8.488	93250	79244	4.6	4.6	171.22- 211.22	191.22
	11.330	10.095	49181	38057	4.4	4.4	80.85- 120.85	100.85
	Average of Peak Amounts =				4.3	4.3		
Decachlorobiphenyl	27.732	22.853	23705	24475	0.092	0.090		100.00
Aroclor-1260	17.563	15.395	83771	92948	4.2	4.6	80.00- 120.00	100.00
	20.490	16.485	60984	57412	4.6	4.5	52.80- 92.80	72.80
	21.507	18.602	130034	62558	4.7	5.0	135.23- 175.23	155.23
	Average of Peak Amounts =				4.5	4.7		

*JM
4/13/02*

Data File: \\AVOCADRO\USERDATA\Organic\svoa\ES.i\020815F.B\E3D8778F.D

Date: 15-MAY-2002 16:20

Client ID: AR1232AL3

Sample Info: AR1232AL3,AR1232AL3,,ar1232.sub,,

Volume Injected (uL): 1.0


Column Phase: DB-1701

Instrument: E3.1

Operator: PETER

Column diameter: 0.53

\\AVOCADRO\USERDATA\Organic\svoa\ES.i\020815F.B\E3D8778F.D



Data File: \\AVOCARDR\USERDATA\Organic\svoa\E3.i\020515R.B\E305775R.D

Date : 15-MAY-2002 16:20

Client ID: AR1232AL3

Sample Info: AR1232AL3,AR1232AL3,,ar1232.sub,,

Volume Injected (uL): 1.0

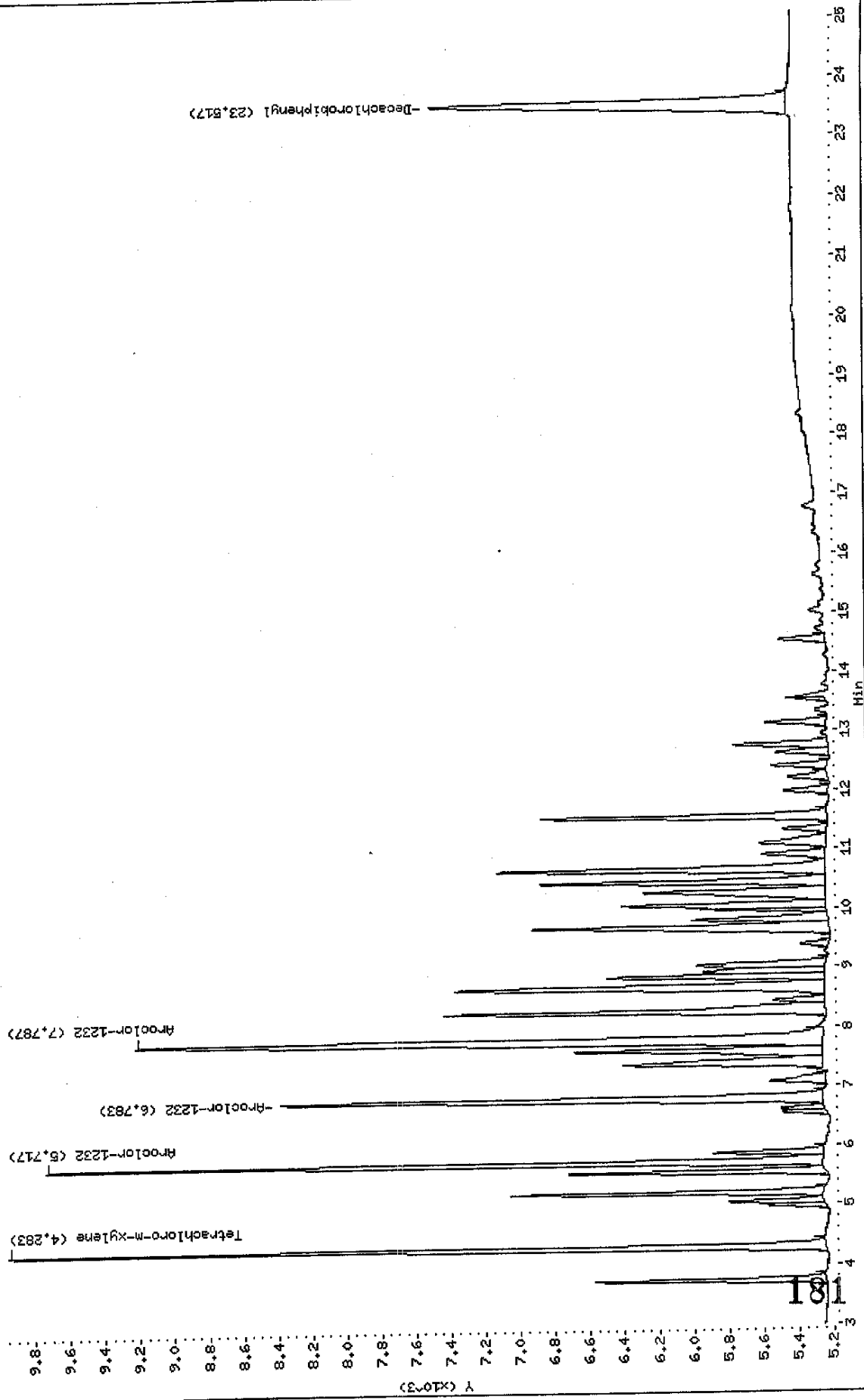
Column phase: DB-608

Instrument: E3.1

Operator: PETER

Column diameter: 0.53

\\AVOCARDR\USERDATA\Organic\svoa\E3.i\020515R.B\E305775R.D



Data File: E3D5775F.D
 Report Date: 16-May-2002 13:22

Mitkem Corporation

Sample #1 : \\AVOGADRO\USERDATA\Organic\svoa\E3.i\020515F.B\E3D5775F.D
 Sample #2 : \\AVOGADRO\USERDATA\Organic\svoa\E3.i\020515R.B\E3D5775R.D
 Inj Date : 15-MAY-2002 16:20
 Sample Info: AR1232AL3,AR1232AL3,,ar1232.sub,,
 Misc Info :
 Cal Date : 16-MAY-2002 09:44
 Operator : PETER
 Inst ID : E3.i
 Dil Factor : 1.000000

Method #1 : \\AVOGADRO\USERDATA\Organic\svoa\E3.i\020515F.B\E3_PCB_F.m
 Method #2 : \\AVOGADRO\USERDATA\Organic\svoa\E3.i\020515R.B\E3_PCB_R.m
 Sub List #1 : ar1232.sub
 Sub List #2 : ar1232.sub
 Col #1 Phase : DB-1701
 Col #2 Phase : DB-608

Concentration Formula: $Amt * DF * Uf * Vt / (Vo * Vi)$

Name	Value	Description
DF	1.000	Dilution Factor
Uf	1.000	Correction factor
Vt	10000.000	Volume of final extract (uL)
Vo	1000.000	Volume of sample extracted (ml)
Vi	1.000	Volume injected (uL)

Compound	RT#1	RT#2	Resp#1	Resp#2	Conc#1 (ug/L)	Conc#2 (ug/L)	Target Range	Ratio
Tetrachloro-m-xylene	4.343	4.283	10739	4709	0.019	0.020		100.00 (a)
Aroclor-1232	5.620	5.717	10798	4483	1.0	1.0	80.00- 120.00	100.00
	6.550	6.783	8299	3125	1.0	1.0	56.86- 96.86	76.86
	7.763	7.787	13368	3972	1.0	1.0	103.80- 143.80	123.80
Average of Peak Amounts =					1.0	1.0		
Decachlorobiphenyl	21.783	23.517	6206	2056	0.018	0.021		100.00 (a)

QC Flag Legend

a - Target compound detected but, quantitated amount
 Below Limit Of Quantitation(BLOQ).

Data File: \\AVOCADRO\USERDATA\Organic\svoa\E3.i\020515F.B\E3D5776F.D

Date : 15-MAY-2002 16:49

Client ID: AR1242AL1

Sample Info: AR1242AL1,AR1242AL1,,ar1242,sub,,

Volume Injected (ul): 1.0

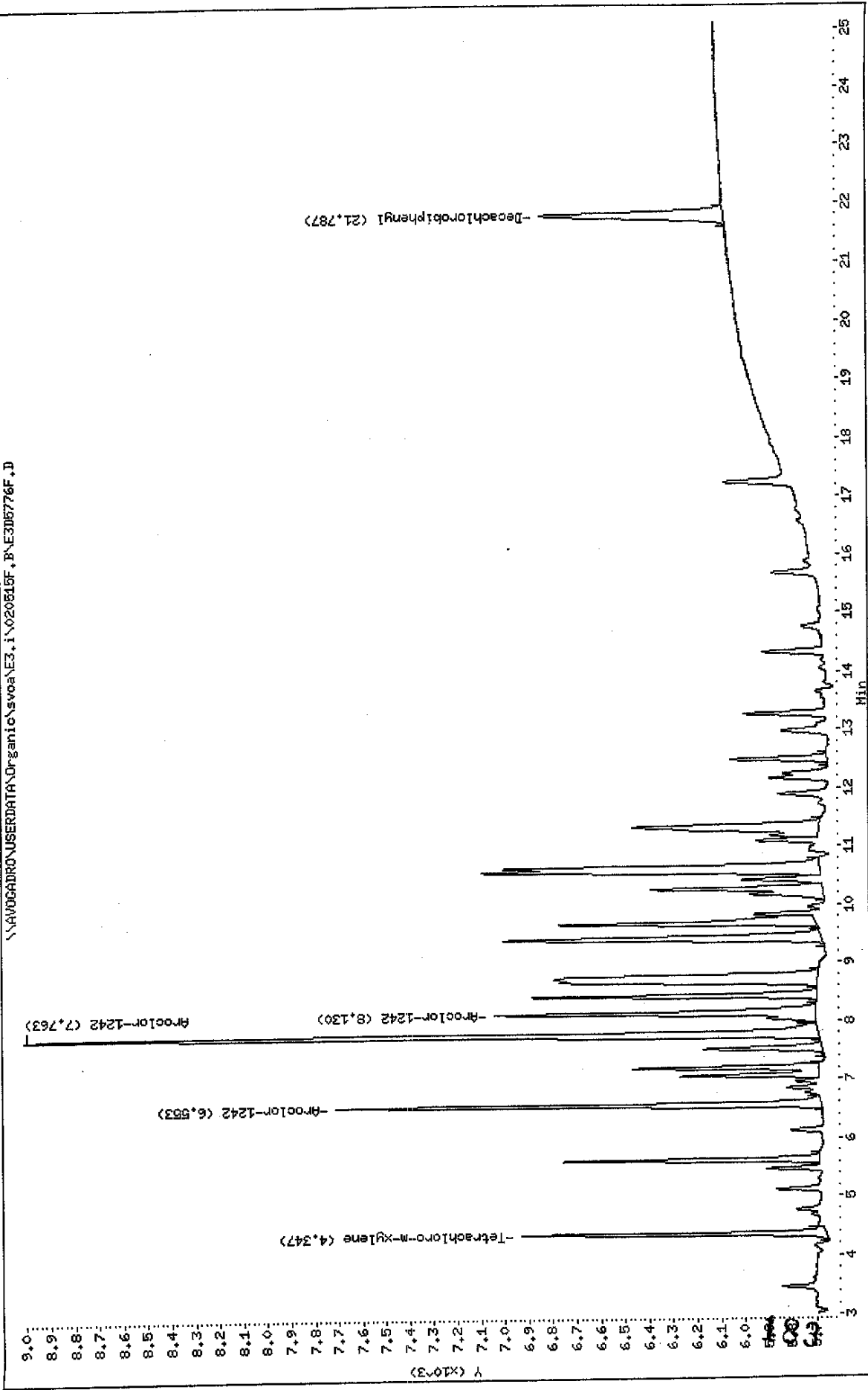
Column phase: DB-1701

Instrument: E3.i

Operator: PETER

Column diameter: 0.53

\\AVOCADRO\USERDATA\Organic\svoa\E3.i\020515F.B\E3D5776F.D



Data File: \\AVOCADRO\USERDATA\Organic\svoa\E3.1\020515R.P\E3D5776R.D

Date : 15-MAY-2002 16:49

Client ID: AR1242AL1

Sample Info: AR1242AL1,AR1242AL1,,ar1242.sub,,

Volume Injected (ul): 1.0

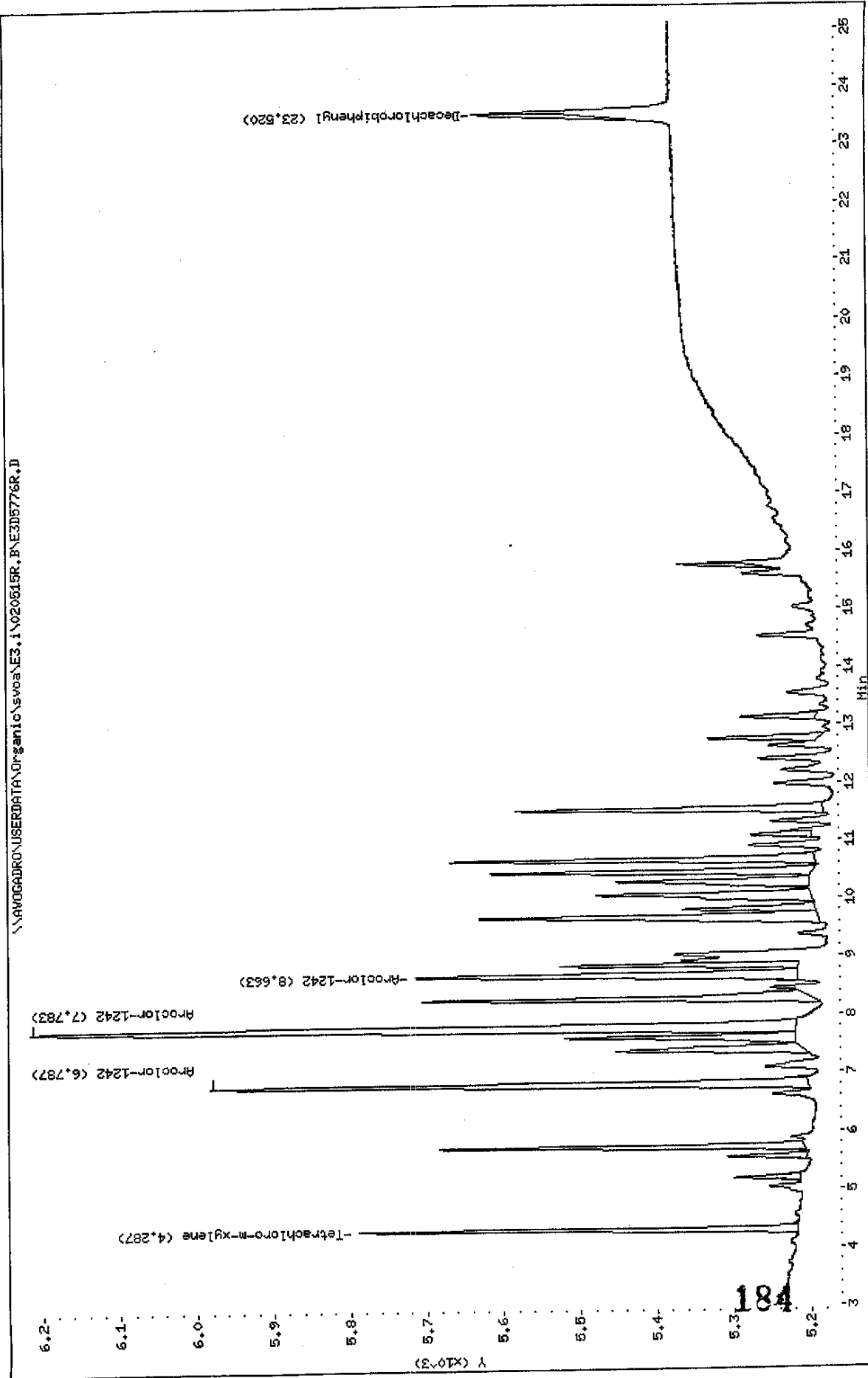
Column phase: DB-608

Instrument: E3.1

Operator: PETER

Column diameter: 0.53

\\AVOCADRO\USERDATA\Organic\svoa\E3.1\020515R.P\E3D5776R.D



Data File: E3D5776F.D
 Report Date: 16-May-2002 13:22

Mitkem Corporation

Sample #1 : \\AVOGADRO\USERDATA\Organic\svoa\E3.i\020515F.B\E3D5776F.D
 Sample #2 : \\AVOGADRO\USERDATA\Organic\svoa\E3.i\020515R.B\E3D5776R.D
 Inj Date : 15-MAY-2002 16:49
 Sample Info: AR1242AL1,AR1242AL1,,ar1242.sub,,
 Misc Info :
 Cal Date : 16-MAY-2002 09:44
 Operator : PETER
 Inst ID : E3.i
 Dil Factor : 1.000000

Method #1 : \\AVOGADRO\USERDATA\Organic\svoa\E3.i\020515F.B\E3_PCB_F.m
 Method #2 : \\AVOGADRO\USERDATA\Organic\svoa\E3.i\020515R.B\E3_PCB_R.m
 Sub List #1 : ar1242.sub
 Sub List #2 : ar1242.sub
 Col #1 Phase : DB-1701
 Col #2 Phase : DB-608

Concentration Formula: Amt * DF * Uf * Vt / (Vo * Vi)

Name	Value	Description
DF	1.000	Dilution Factor
Uf	1.000	Correction factor
Vt	10000.000	Volume of final extract (uL)
Vo	1000.000	Volume of sample extracted (ml)
Vi	1.000	Volume injected (uL)

Compound	RT#1	RT#2	Resp#1	Resp#2	Conc#1 (ug/L)	Conc#2 (ug/L)	Target Range	Ratio
Tetrachloro-m-xylene	4.347	4.287	1271	572	0.0022	0.0024		100.00(a)
Aroclor-1242	6.553	6.787	2033	779			80.00- 120.00	100.00(a)
	7.763	7.783	3322	997			118.64- 158.64	127.98(a)
	8.130	8.663	1345	498			56.32- 96.32	63.93(a)
Average of Peak Amounts =					0.00	0.00		
Decachlorobiphenyl	21.787	23.520	769	112	0.0022			100.00(a)

QC Flag Legend

a - Target compound detected but, quantitated amount
 Below Limit Of Quantitation(BLOQ).

Handwritten mark
 5/16/02

Data File: \\AVOCADRO\USERDATA\Organic\svoa\E3.1\020515F.BNE3D577F.D

Date: 15-MAY-2002 17:17

Client ID: AR1242AL2

Sample Info: AR1242AL2,AR1242AL2,,ar1242.sub,,

Volume Injected (ul.): 1.0

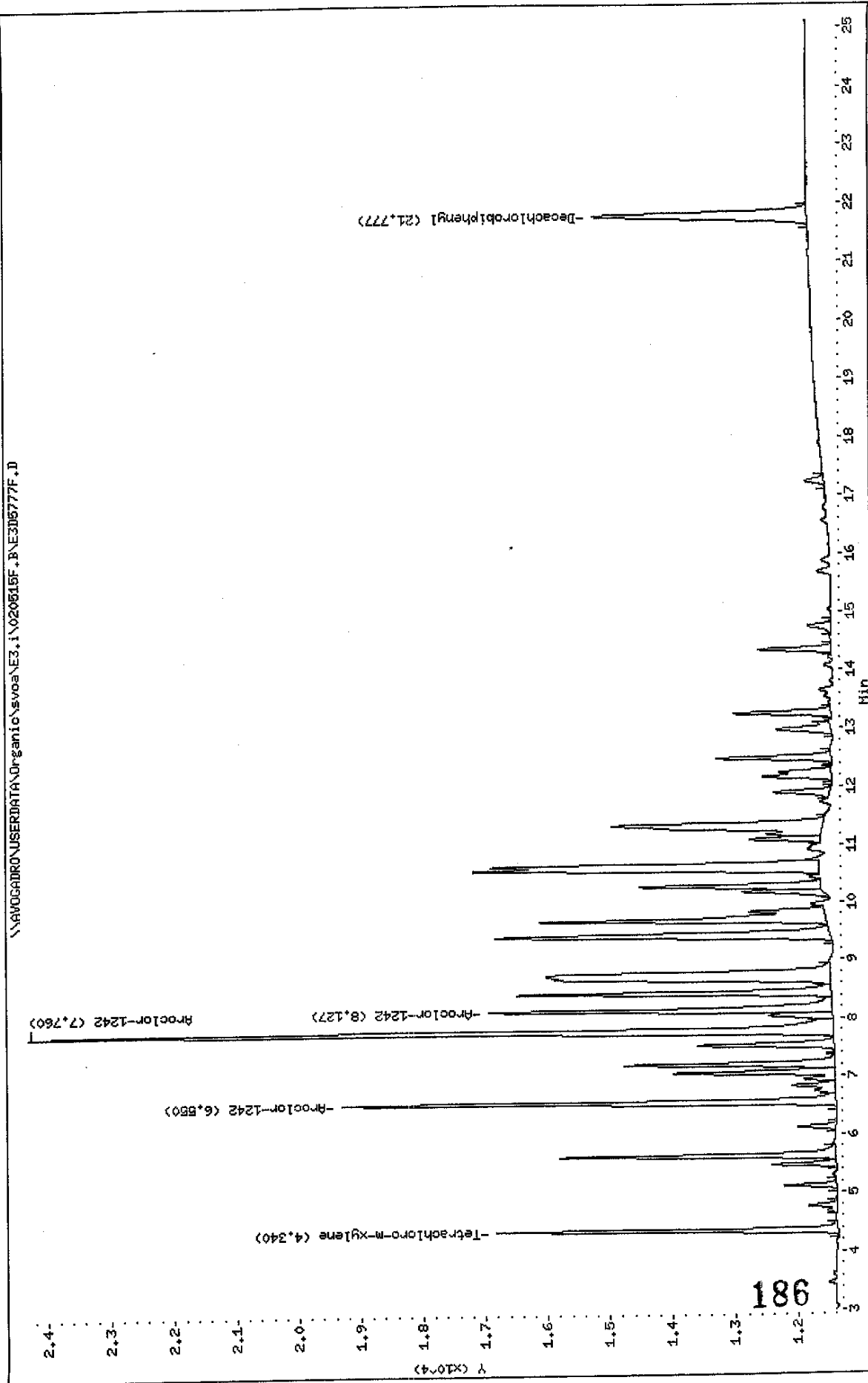
Column phase: DB-1701

Instrument: E3.1

Operator: PETER

Column diameter: 0.53

\\AVOCADRO\USERDATA\Organic\svoa\E3.1\020515F.BNE3D577F.D



Data File: \\AVOCADRO\USERDATA\Organic\svoa\E3.1\020515R.B\VE3D5777R.D

Date: 15-MAY-2002 17:17

Client ID: AR12426L2

Sample Info: AR12426L2,AR12426L2,,ar1242.sub,,

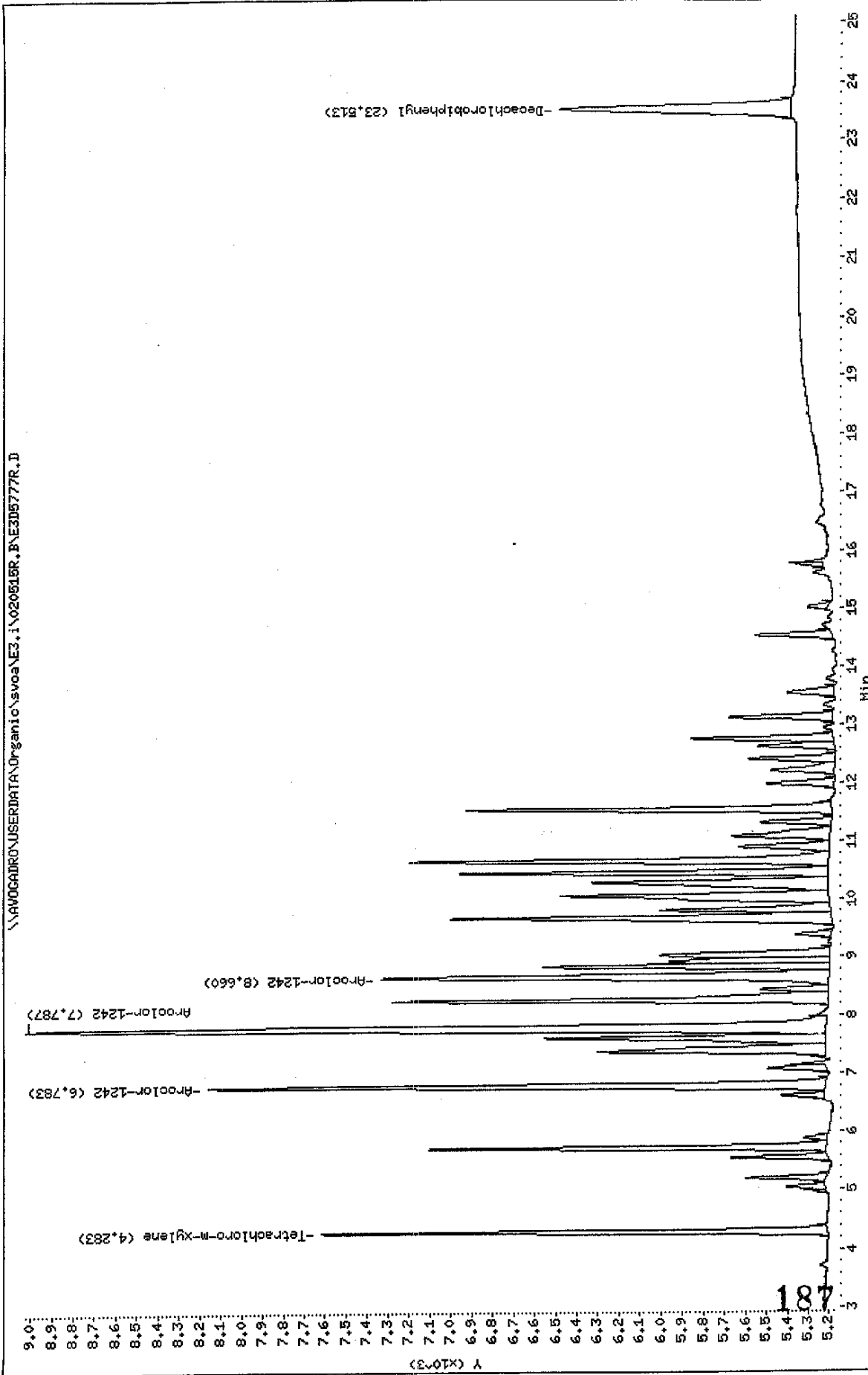
Volume Injected (uL): 1.0

Column phase: DB-608

Instrument: E3.i

Operator: PETER

Column diameter: 0.53



Data File: E3D5777F.D
 Report Date: 16-May-2002 13:22

Mitkem Corporation

Sample #1 : \\AVOGADRO\USERDATA\Organic\svoa\E3.i\020515F.B\E3D5777F.D
 Sample #2 : \\AVOGADRO\USERDATA\Organic\svoa\E3.i\020515R.B\E3D5777R.D
 Inj Date : 15-MAY-2002 17:17
 Sample Info: AR1242AL2,AR1242AL2,,ar1242.sub,,
 Misc Info :
 Cal Date : 16-MAY-2002 09:44
 Operator : PETER
 Inst ID : E3.i
 Dil Factor : 1.000000

Method #1 : \\AVOGADRO\USERDATA\Organic\svoa\E3.i\020515F.B\E3_PCB_F.m
 Method #2 : \\AVOGADRO\USERDATA\Organic\svoa\E3.i\020515R.B\E3_PCB_R.m
 Sub List #1 : ar1242.sub
 Sub List #2 : ar1242.sub
 Col #1 Phase : DB-1701
 Col #2 Phase : DB-608

Concentration Formula: Amt * DF * Uf * Vt / (Vo * Vi)

Name	Value	Description
DF	1.000	Dilution Factor
Uf	1.000	Correction factor
Vt	10000.000	Volume of final extract (uL)
Vo	1000.000	Volume of sample extracted (ml)
Vi	1.000	Volume injected (uL)

Compound	RT#1	RT#2	Resp#1	Resp#2	Conc#1 (ug/L)	Conc#2 (ug/L)	Target Range	Ratio
Tetrachloro-m-xylene	4.340	4.283	5461	2410	0.0097	0.010		100.00(a)
Aroclor-1242	6.550	6.783	7928	2946	0.50	0.50	80.00- 120.00	100.00(a)
	7.760	7.787	12875	3809	0.50	0.50	155.77- 195.77	162.40(a)
	8.127	8.660	5497	2131	0.51	0.51	54.40- 94.40	69.34(a)
Average of Peak Amounts =					0.50	0.50		
Decachlorobiphenyl	21.777	23.513	3429	1095	0.0100	0.010		100.00(a)

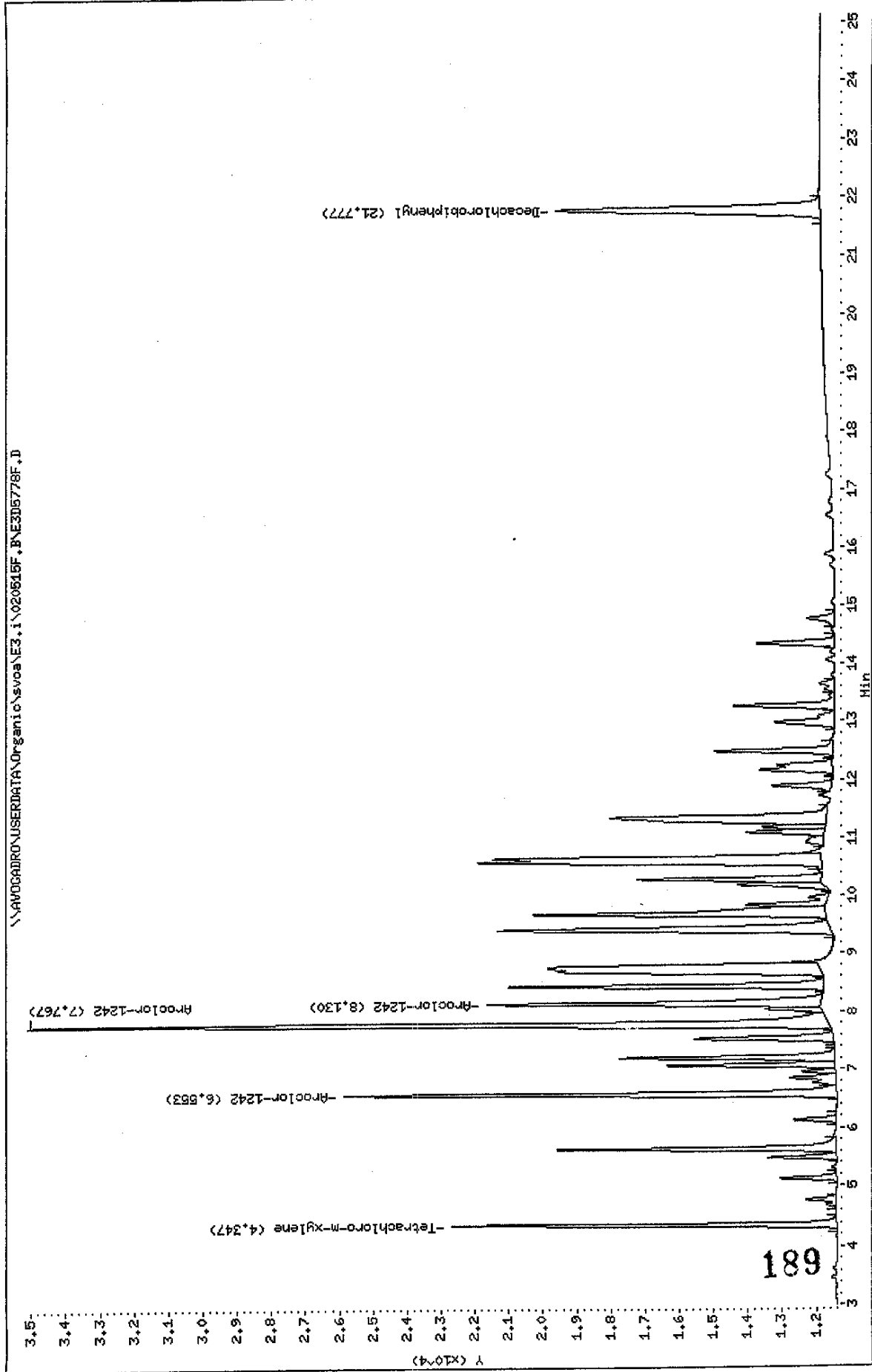
QC Flag Legend

a - Target compound detected but, quantitated amount
 Below Limit Of Quantitation(BLOQ).

Handwritten signature/initials

Data File: \\AVOCADRO\USERDATA\Organic\svoa\E3.i\020615F.B\E3D05778F.D
Date: 15-MAY-2002 17:45
Client ID: AR1242AL3
Sample Info: AR1242AL3.AR1242AL3.ar1242.sub,,
Volume Injected (uL): 1.0
Column phase: DB-1701

Instrument: E3.i
Operator: PETER
Column diameter: 0.53



Data File: \\AV06ADRO\USERDATA\Organic\svoa\ES.1\020515R.PNE3D5778R.D

Date: 15-MAY-2002 17:45

Client ID: AR1242AL3

Sample Info: AR1242AL3,AR1242AL3,,ar1242.sub,,

Volume Injected (uL): 1.0

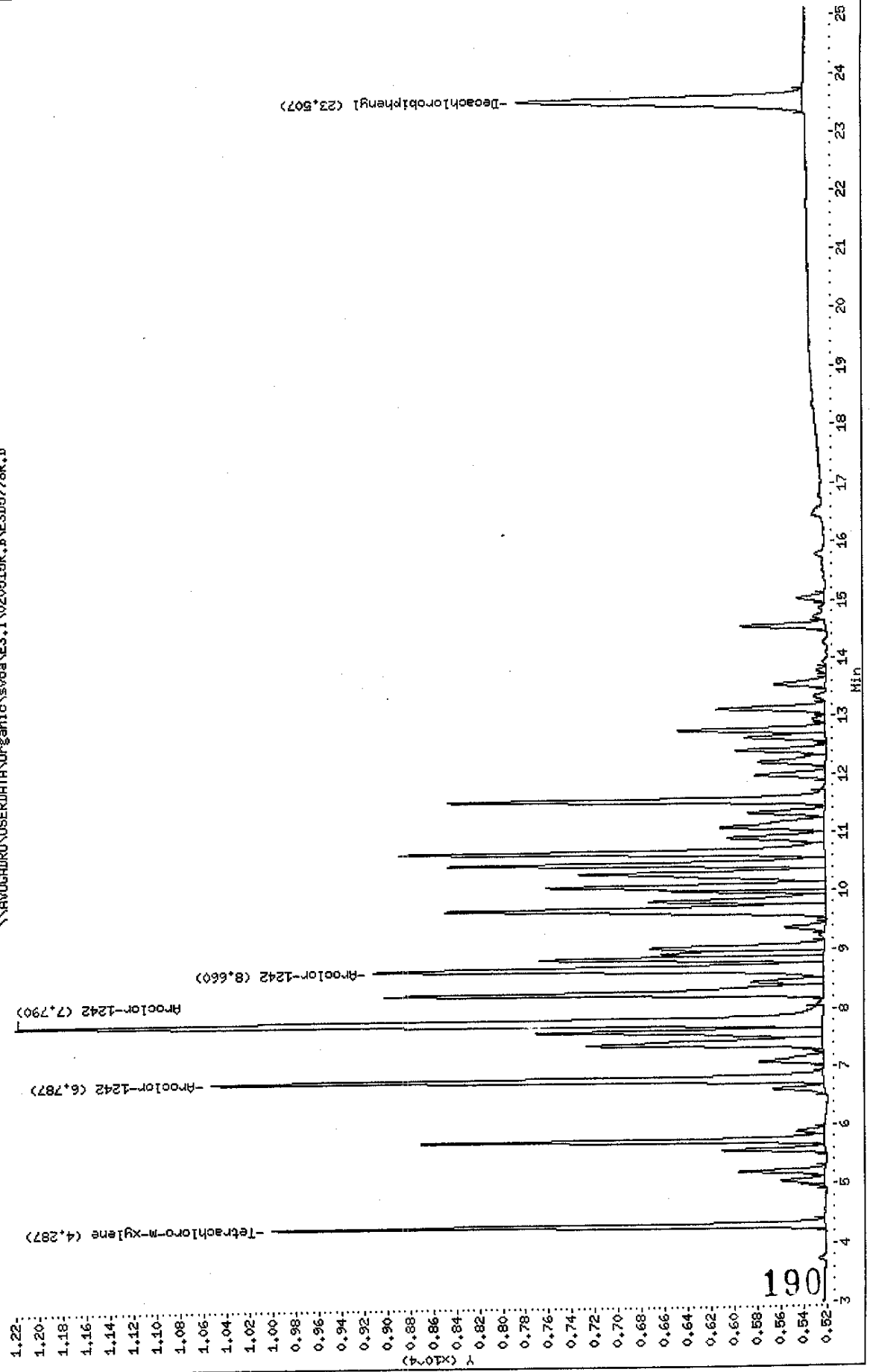
Column phase: BB-608

Instrument: E3.i

Operator: PETER

Column diameter: 0.53

\\AV06ADRO\USERDATA\Organic\svoa\ES.1\020515R.PNE3D5778R.D



Data File: E3D5778F.D
 Report Date: 16-May-2002 13:22

Mitkem Corporation

Sample #1 : \\AVOGADRO\USERDATA\Organic\svoa\E3.i\020515F.B\E3D5778F.D
 Sample #2 : \\AVOGADRO\USERDATA\Organic\svoa\E3.i\020515R.B\E3D5778R.D
 Inj Date : 15-MAY-2002 17:45
 Sample Info: AR1242AL3,AR1242AL3,,ar1242.sub,,
 Misc Info :
 Cal Date : 16-MAY-2002 09:44
 Operator : PETER
 Inst ID : E3.i
 Dil Factor : 1.000000

Method #1 : \\AVOGADRO\USERDATA\Organic\svoa\E3.i\020515F.B\E3_PCB_F.m
 Method #2 : \\AVOGADRO\USERDATA\Organic\svoa\E3.i\020515R.B\E3_PCB_R.m
 Sub List #1 : ar1242.sub
 Sub List #2 : ar1242.sub
 Col #1 Phase : DB-1701
 Col #2 Phase : DB-608

Concentration Formula: Amt * DF * Uf * Vt / (Vo * Vi)

Name	Value	Description
DF	1.000	Dilution Factor
Uf	1.000	Correction factor
Vt	10000.000	Volume of final extract (uL)
Vo	1000.000	Volume of sample extracted (ml)
Vi	1.000	Volume injected (uL)

Compound	RT#1	RT#2	Resp#1	Resp#2	Conc#1 (ug/L)	Conc#2 (ug/L)	Target Range	Ratio
Tetrachloro-m-xylene	4.347	4.287	11267	4793	0.020	0.020		100.00 (a)
Aroclor-1242	6.553	6.787	14442	5310	1.1	1.1	80.00- 120.00	100.00
	7.767	7.790	23468	6973	1.1	1.1	155.77- 195.77	162.50
	8.130	8.660	9764	3890	1.1	1.1	54.40- 94.40	67.61
Average of Peak Amounts =					1.1	1.1		
Decachlorobiphenyl	21.777	23.507	7714	2479	0.022	0.026		100.00 (a)

QC Flag Legend

a - Target compound detected but, quantitated amount
 Below Limit Of Quantitation(BLOQ).

Handwritten signature
 5/16/02

Data File: \\AVOCADRO\USERDATA\Organic\svoa\E3.1\020515F,BVE3B5779F.D

Date : 15-MAY-2002 18:14

Client ID: AR1242AL4

Sample Info: AR1242AL4,AR1242AL4,,ar1242.sub,,

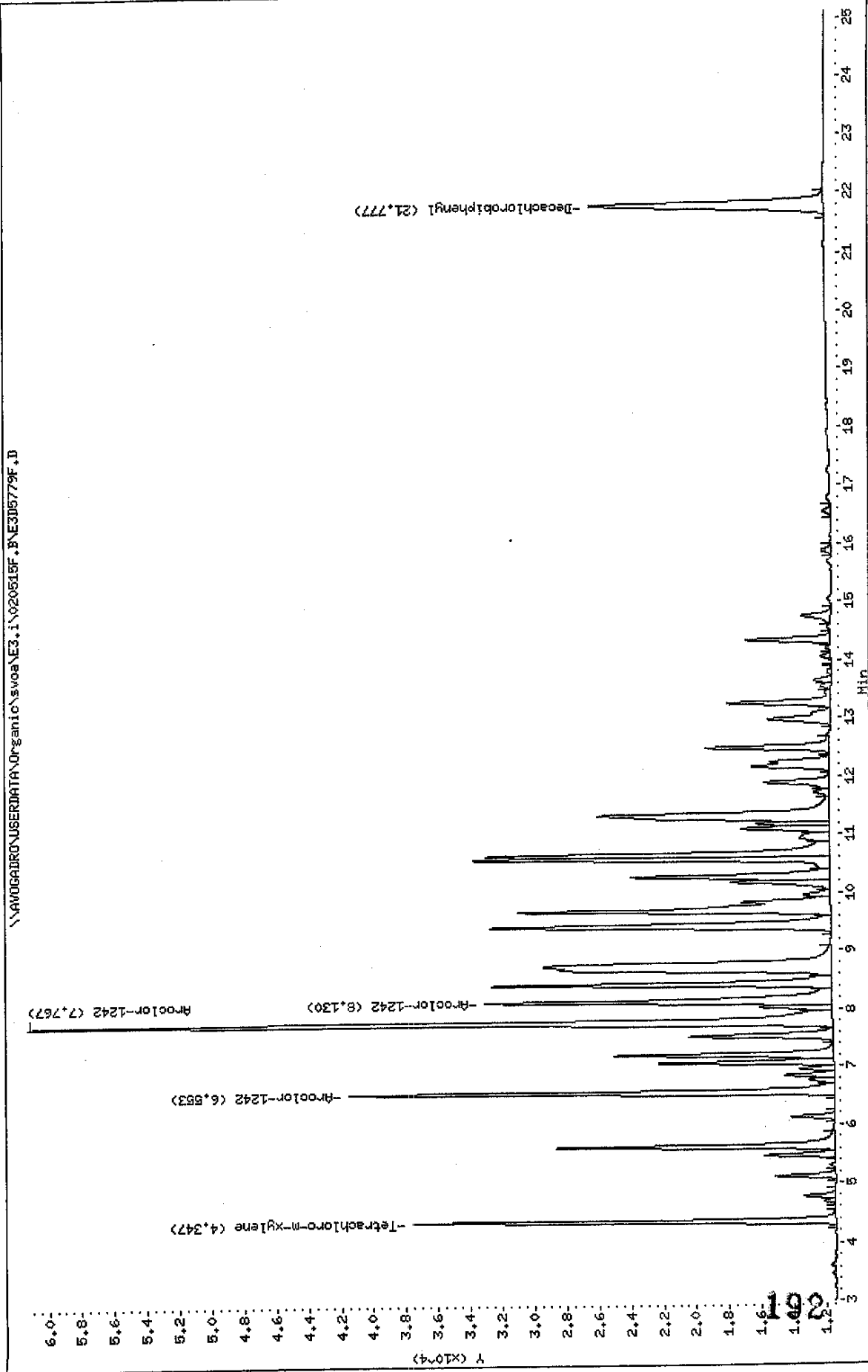
Volume Injected (uL): 1.0

Column phase: DB-1701

Instrument: E3.i

Operator: PETER

Column diameter: 0.53



Data File: \\AVO6ADRO\USERDATA\Organic\svoa\E3.i\020615R.B\E3D5779R.D

Date: 15-MAY-2002 18:14

Client ID: AR1242AL4

Sample Info: AR1242AL4,AR1242AL4,,ar1242.sub,,

Volume Injected (ul): 1.0

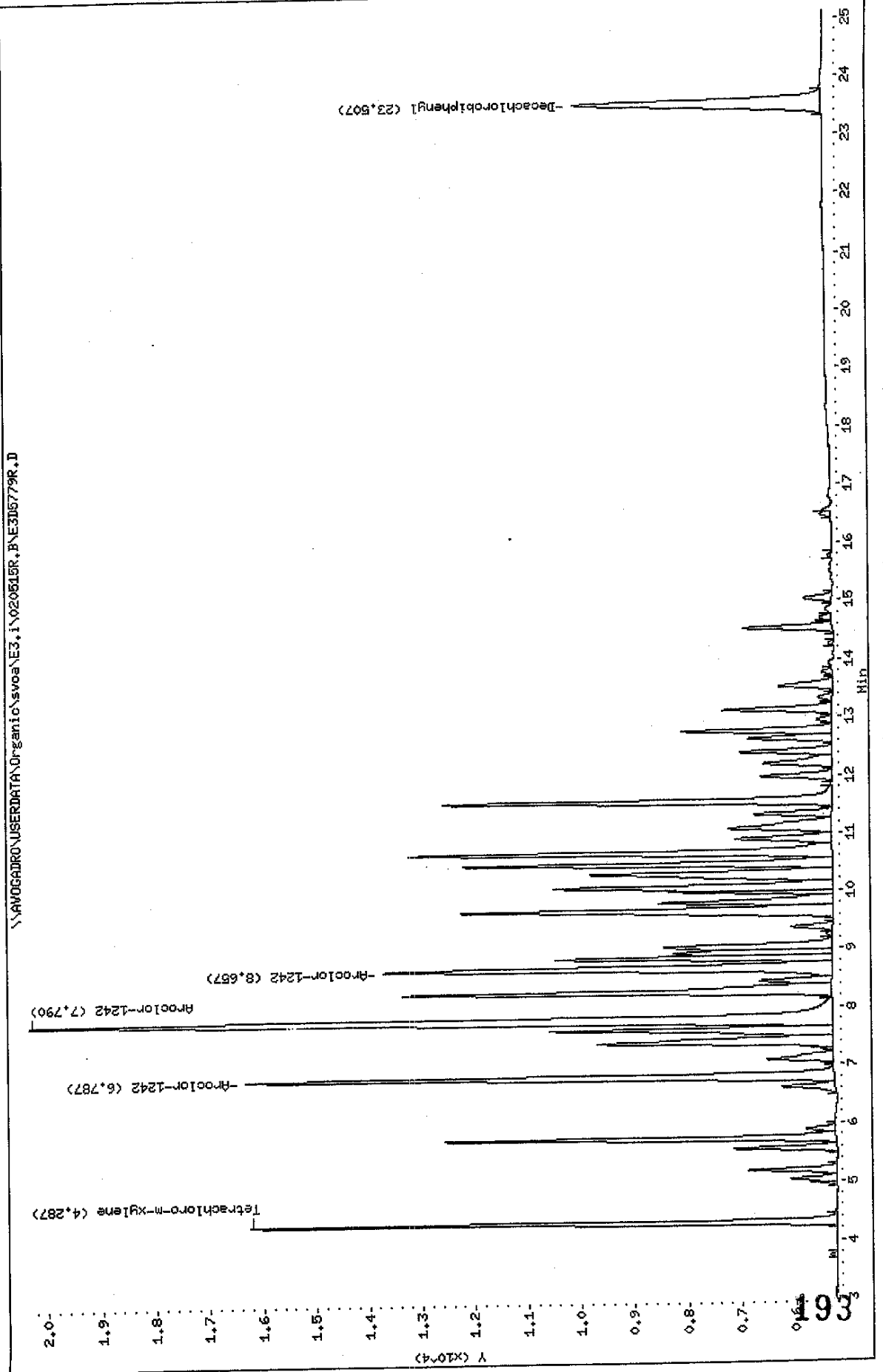
Column phase: IB-608

Instrument: E3.i

Operator: PETER

Column diameter: 0.53

\\AVO6ADRO\USERDATA\Organic\svoa\E3.i\020615R.B\E3D5779R.D



Data File: E3D5779F.D
 Report Date: 16-May-2002 13:22

Mitkem Corporation

Sample #1 : \\AVOGADRO\USERDATA\Organic\svoa\E3.i\020515F.B\E3D5779F.D
 Sample #2 : \\AVOGADRO\USERDATA\Organic\svoa\E3.i\020515R.B\E3D5779R.D
 Inj Date : 15-MAY-2002 18:14
 Sample Info: AR1242AL4,AR1242AL4,,ar1242.sub,,
 Misc Info :
 Cal Date : 16-MAY-2002 09:44
 Operator : PETER
 Inst ID : E3.i
 Dil Factor : 1.000000

Method #1 : \\AVOGADRO\USERDATA\Organic\svoa\E3.i\020515F.B\E3_PCB_F.m
 Method #2 : \\AVOGADRO\USERDATA\Organic\svoa\E3.i\020515R.B\E3_PCB_R.m
 Sub List #1 : ar1242.sub
 Sub List #2 : ar1242.sub
 Col #1 Phase : DB-1701
 Col #2 Phase : DB-608

Concentration Formula: Amt * DF * Uf * Vt / (Vo * Vi)

Name	Value	Description
DF	1.000	Dilution Factor
Uf	1.000	Correction factor
Vt	10000.000	Volume of final extract (uL)
Vo	1000.000	Volume of sample extracted (ml)
Vi	1.000	Volume injected (uL)

Compound	RT#1	RT#2	Resp#1	Resp#2	Conc#1 (ug/L)	Conc#2 (ug/L)	Target Range	Ratio
Tetrachloro-m-xylene	4.347	4.287	26136	11040	0.046	0.047		100.00 (a)
Aroclor-1242	6.553	6.787	30090	11062	2.7	2.6	80.00- 120.00	100.00
	7.767	7.790	49691	15052	2.6	2.6	155.77- 195.77	165.14
	8.130	8.657	21462	8431	2.6	2.6	54.40- 94.40	71.33
	Average of Peak Amounts =				2.6	2.6		
Decachlorobiphenyl	21.777	23.507	14467	4638	0.042	0.052		100.00 (a)

QC Flag Legend

a - Target compound detected but, quantitated amount
 Below Limit Of Quantitation(BLOQ).

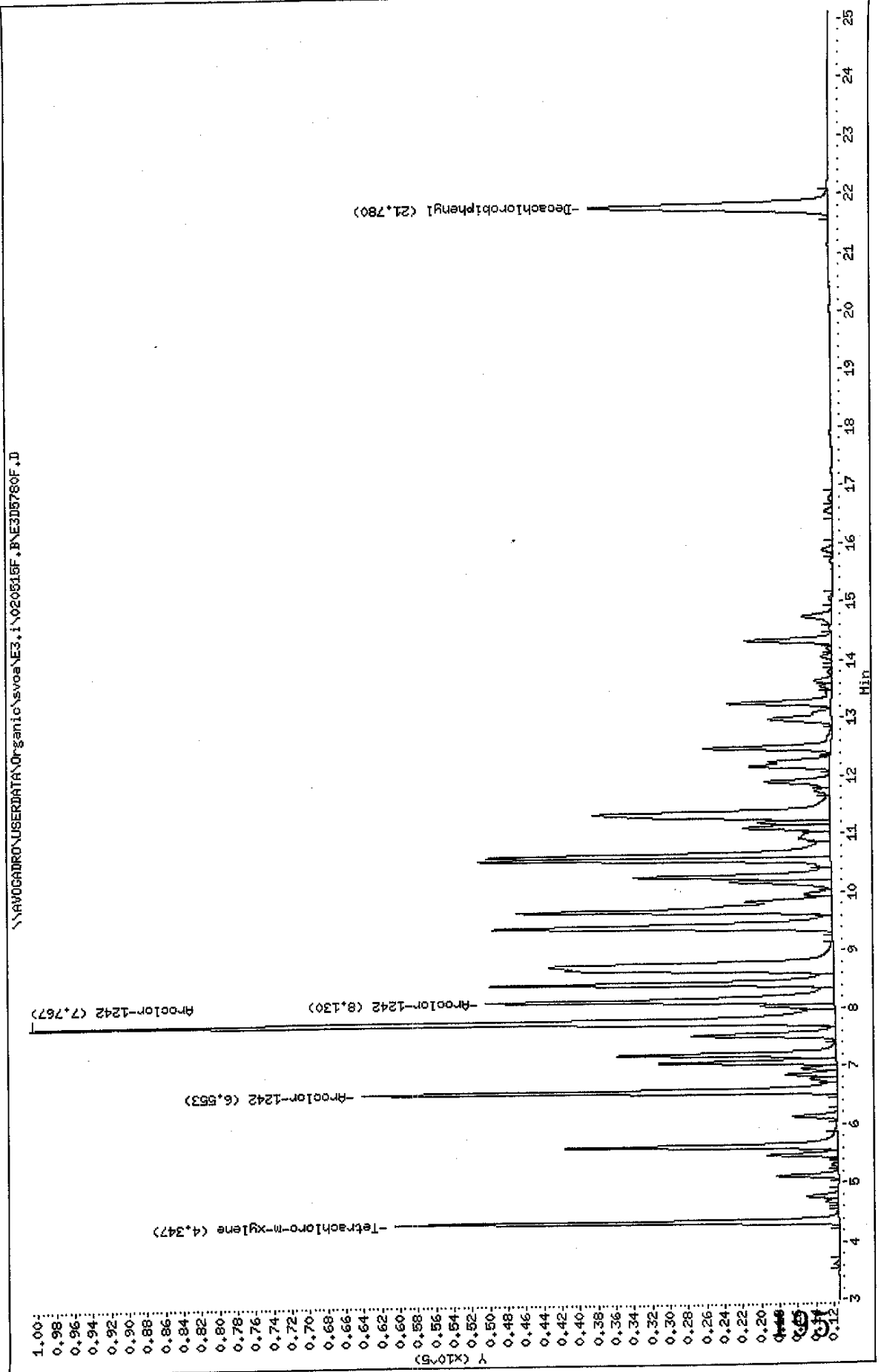
Handwritten signature

Data File: \\AVOCADRO\USERDATA\Organic\svoa\E3.1\020518F.B\VE3D5780F.D
 Date: 15-MAY-2002 18:42
 Client ID: AR1242AL5
 Sample Info: AR1242AL5,AR1242AL5,,ar1242.sub,,
 Volume Injected (uL): 1.0
 Column phase: DB-1701

Instrument: E3.1

Operator: PETER

Column diameter: 0.53



Data File: \\AVOCADRO\USERDATA\Organic\svoa\E3.1\020615R.P\E3D5780R.D

Date : 15-MAY-2002 18:42

Client ID: AR1242AL5

Sample Info: AR1242AL5,AR1242AL5,,ar1242.sub,,

Volume Injected (ul): 1.0

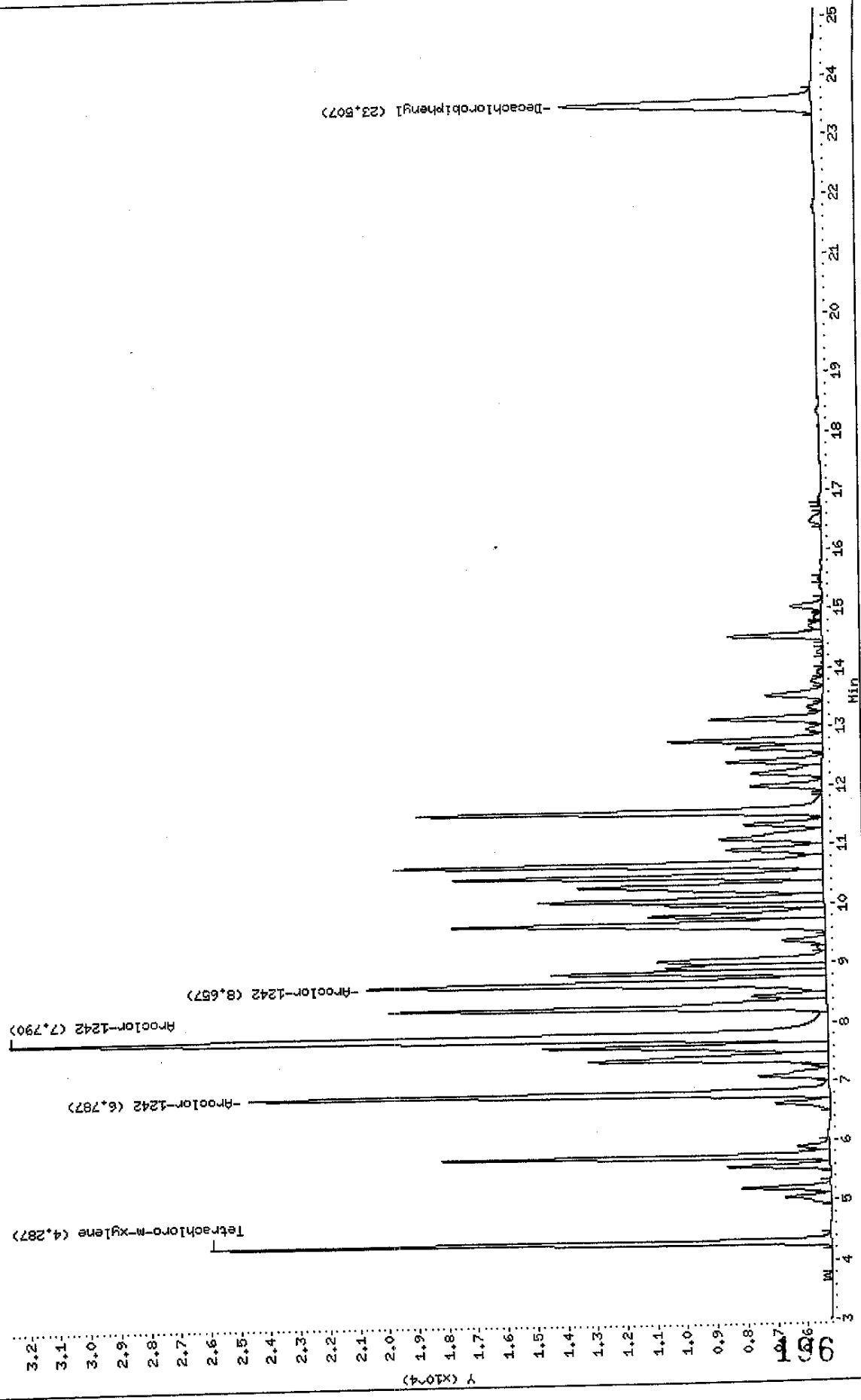
Column phase: DB-608

Instrument: E3.1

Operator: PETER

Column diameter: 0.53

\\AVOCADRO\USERDATA\Organic\svoa\E3.1\020615R.P\E3D5780R.D



Data File: E3D5780F.D
 Report Date: 16-May-2002 13:22

Mitkem Corporation

Sample #1 : \\AVOGADRO\USERDATA\Organic\svoa\E3.i\020515F.B\E3D5780F.D
 Sample #2 : \\AVOGADRO\USERDATA\Organic\svoa\E3.i\020515R.B\E3D5780R.D
 Inj Date : 15-MAY-2002 18:42
 Sample Info: AR1242AL5,AR1242AL5,,ar1242.sub,,
 Misc Info :
 Cal Date : 16-MAY-2002 09:44
 Operator : PETER
 Inst ID : E3.i
 Dil Factor : 1.000000

Method #1 : \\AVOGADRO\USERDATA\Organic\svoa\E3.i\020515F.B\E3_PCB_F.m
 Method #2 : \\AVOGADRO\USERDATA\Organic\svoa\E3.i\020515R.B\E3_PCB_R.m
 Sub List #1 : ar1242.sub
 Sub List #2 : ar1242.sub
 Col #1 Phase : DB-1701
 Col #2 Phase : DB-608

Concentration Formula: Amt * DF * Uf * Vt / (Vo * Vi)

Name	Value	Description
DF	1.000	Dilution Factor
Uf	1.000	Correction factor
Vt	10000.000	Volume of final extract (uL)
Vo	1000.000	Volume of sample extracted (ml)
Vi	1.000	Volume injected (uL)

Compound	RT#1	RT#2	Resp#1	Resp#2	Conc#1 (ug/L)	Conc#2 (ug/L)	Target Range	Ratio
Tetrachloro-m-xylene	4.347	4.287	49159	20784	0.087	0.089		100.00 (a)
Aroclor-1242	6.553	6.787	52737	19447	4.9	4.9	80.00- 120.00	100.00
	7.767	7.790	89088	27390	4.9	4.9	155.77- 195.77	168.93
	8.130	8.657	38582	15409	4.9	4.9	54.40- 94.40	73.16
	Average of Peak Amounts =				4.9	4.9		
Decachlorobiphenyl	21.780	23.507	26585	8402	0.077	0.096		100.00

QC Flag Legend

a - Target compound detected but, quantitated amount
 Below Limit Of Quantitation(BLOQ).

Handwritten mark: a checkmark and the date 5/16/02

Data File: \\AVOGADRO\USERDATA\Organic\svoa\E3.1\020618F.B\E305781F.D

Date : 15-MAY-2002 19:11

Client ID: AR1248AL1

Sample Info: AR1248AL1,AR1248AL1,,ar1248.sub,,

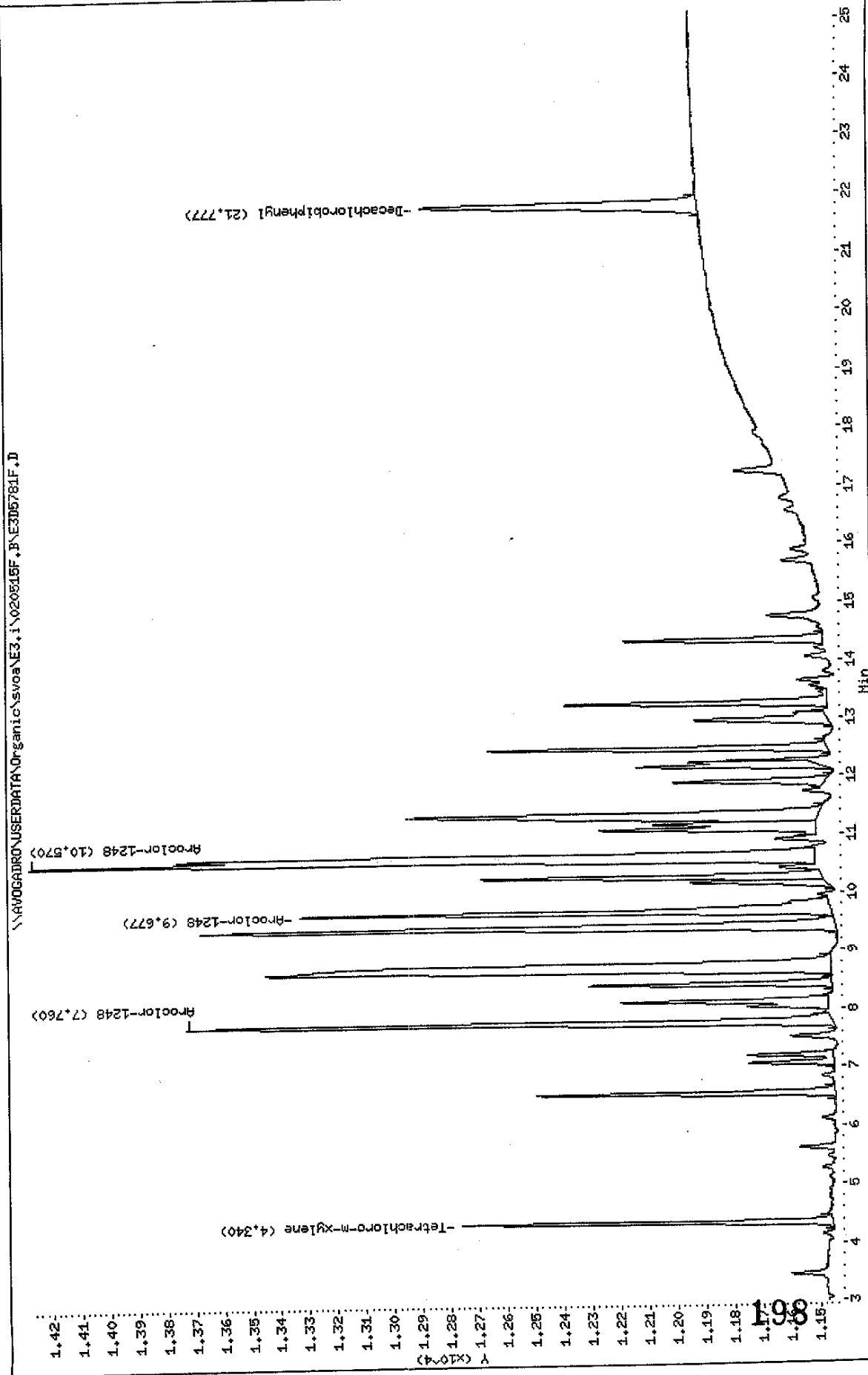
Volume Injected (ul): 1.0

Column phase: DB-1701

Instrument: E3.i

Operator: PETER

Column diameter: 0.53



Data File: \\AU06ADBRO\USERDATA\Organic\svoa\E3.i\020815R.F\E30878LR.D

Date : 15-MAY-2002 19:11

Client ID: AR1248AL1

Sample Info: AR1248AL1.AR1248AL1,,ar1248.sub,,

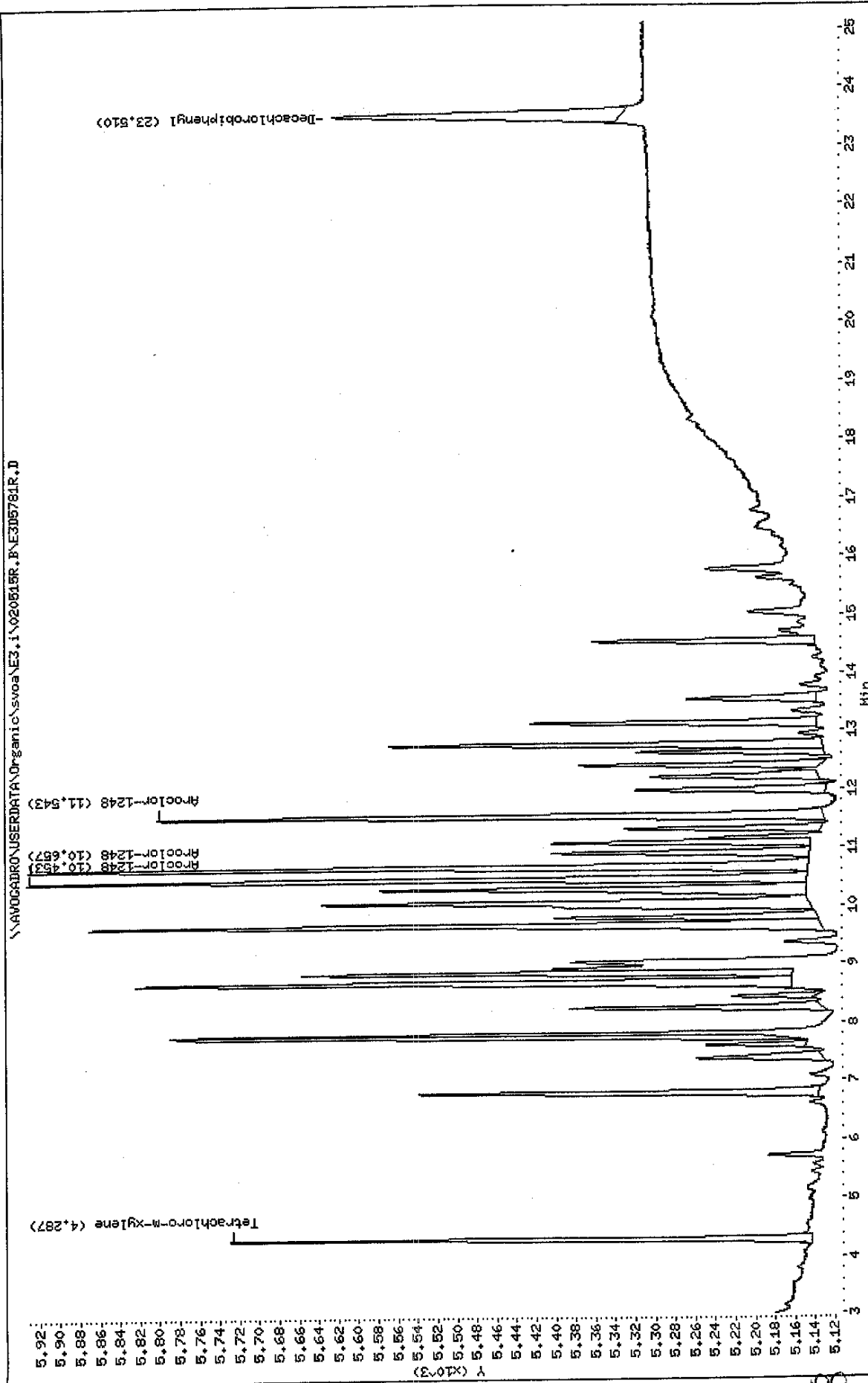
Volume Injected (uL): 1.0

Column phase: DB-608

Instrument: E3.i

Operator: PETER

Column diameter: 0.53



66

Data File: E3D5781F.D
 Report Date: 16-May-2002 13:22

Mitkem Corporation

Sample #1 : \\AVOGADRO\USERDATA\Organic\svoa\E3.i\020515F.B\E3D5781F.D
 Sample #2 : \\AVOGADRO\USERDATA\Organic\svoa\E3.i\020515R.B\E3D5781R.D
 Inj Date : 15-MAY-2002 19:11
 Sample Info: AR1248AL1,AR1248AL1,,ar1248.sub,,
 Misc Info :
 Cal Date : 16-MAY-2002 09:44
 Operator : PETER
 Inst ID : E3.i
 Dil Factor : 1.000000

Method #1 : \\AVOGADRO\USERDATA\Organic\svoa\E3.i\020515F.B\E3_PCB_F.m
 Method #2 : \\AVOGADRO\USERDATA\Organic\svoa\E3.i\020515R.B\E3_PCB_R.m
 Sub List #1 : ar1248.sub
 Sub List #2 : ar1248.sub
 Col #1 Phase : DB-1701
 Col #2 Phase : DB-608

Concentration Formula: Amt * DF * Uf * Vt / (Vo * Vi)

Name	Value	Description
DF	1.000	Dilution Factor
Uf	1.000	Correction factor
Vt	10000.000	Volume of final extract (uL)
Vo	1000.000	Volume of sample extracted (ml)
Vi	1.000	Volume injected (uL)

Compound	RT#1	RT#2	Resp#1	Resp#2	Conc#1 (ug/L)	Conc#2 (ug/L)	Target Range	Ratio
Tetrachloro-m-xylene	4.340	4.287	1310	587	0.0023	0.0025		100.00(a)
Aroclor-1248	7.760	10.453	2281	785			80.00- 120.00	100.00(a)
	9.677	10.657	1873	786			83.04- 123.04	100.13(a)
	10.570	11.543	2767	672		0.014	73.34- 113.34	85.61(a)
Average of Peak Amounts =					0.00	0.014		
Decachlorobiphenyl	21.777	23.510	979	292	0.0028	0.00058		100.00(a)

QC Flag Legend

a - Target compound detected but, quantitated amount
 Below Limit Of Quantitation(BLOQ).

Handwritten signature
 5/16/02

Data File: \\AVOGADRO\USERDATA\Organic\svoa\E3.i\020515F.B\E3D5782F.D

Date : 15-MAY-2002 19:39

Client ID: AR1248AL2

Sample Info: AR1248AL2,AR1248AL2,,ar1248.sub,,

Volume Injected (uL): 1.0


Column phase: DB-1701

Instrument: E3.i

Operator: PETER

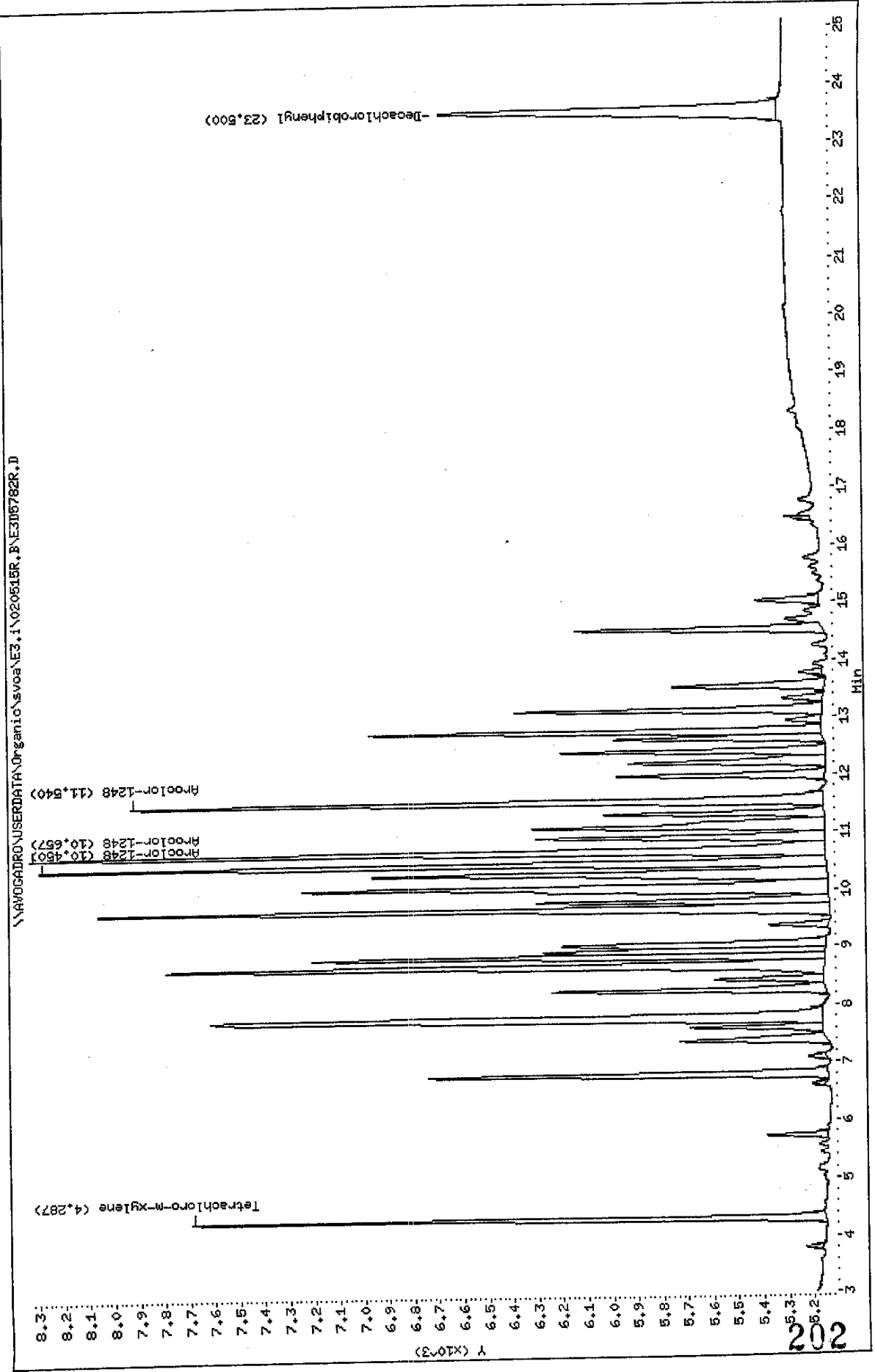
Column diameter: 0.53

\\AVOGADRO\USERDATA\Organic\svoa\E3.i\020515F.B\E3D5782F.D



Data File: \\AVOCADRO\USERDATA\Organic\svoa\E3.1\020518R.B\ESD5782R.D
 Date: 15-MAY-2002 19:39
 Client ID: ARL248AL2
 Sample Info: ARL248AL2,ARL248AL2,,ar1248.sub,,
 Volume Injected (ul): 1.0
 Column phase: DB-608

Instrument: E3.i
 Operator: PETER
 Column diameter: 0.53



Data File: E3D5782F.D
 Report Date: 16-May-2002 13:22

Mitkem Corporation

Sample #1 : \\AVOGADRO\USERDATA\Organic\svoa\E3.i\020515F.B\E3D5782F.D
 Sample #2 : \\AVOGADRO\USERDATA\Organic\svoa\E3.i\020515R.B\E3D5782R.D
 Inj Date : 15-MAY-2002 19:39
 Sample Info: AR1248AL2,AR1248AL2,,ar1248.sub,,
 Misc Info :
 Cal Date : 16-MAY-2002 09:44
 Operator : PETER
 Inst ID : E3.i
 Dil Factor : 1.000000

Method #1 : \\AVOGADRO\USERDATA\Organic\svoa\E3.i\020515F.B\E3_PCB_F.m
 Method #2 : \\AVOGADRO\USERDATA\Organic\svoa\E3.i\020515R.B\E3_PCB_R.m
 Sub List #1 : ar1248.sub
 Sub List #2 : ar1248.sub
 Col #1 Phase : DB-1701
 Col #2 Phase : DB-608

Concentration Formula: $Amt * DF * Uf * Vt / (Vo * Vi)$

Name	Value	Description
DF	1.000	Dilution Factor
Uf	1.000	Correction factor
Vt	10000.000	Volume of final extract (uL)
Vo	1000.000	Volume of sample extracted (ml)
Vi	1.000	Volume injected (uL)

Compound	RT#1	RT#2	Resp#1	Resp#2	Conc#1 (ug/L)	Conc#2 (ug/L)	Target Range	Ratio
Tetrachloro-m-xylene	4.343	4.287	5886	2542	0.010	0.011		100.00 (a)
Aroclor-1248	7.760	10.450	8946	3153	0.50	0.51	80.00- 120.00	100.00 (a)
	9.677	10.657	7647	3188	0.50	0.51	63.90- 103.90	85.48 (a)
	10.570	11.540	10420	2778	0.51	0.50	94.63- 134.63	116.48 (a)
	Average of Peak Amounts =				0.50	0.51		
Decachlorobiphenyl	21.773	23.500	4310	1356	0.012	0.013		100.00 (a)

QC Flag Legend

a - Target compound detected but, quantitated amount
 Below Limit Of Quantitation(BLOQ).

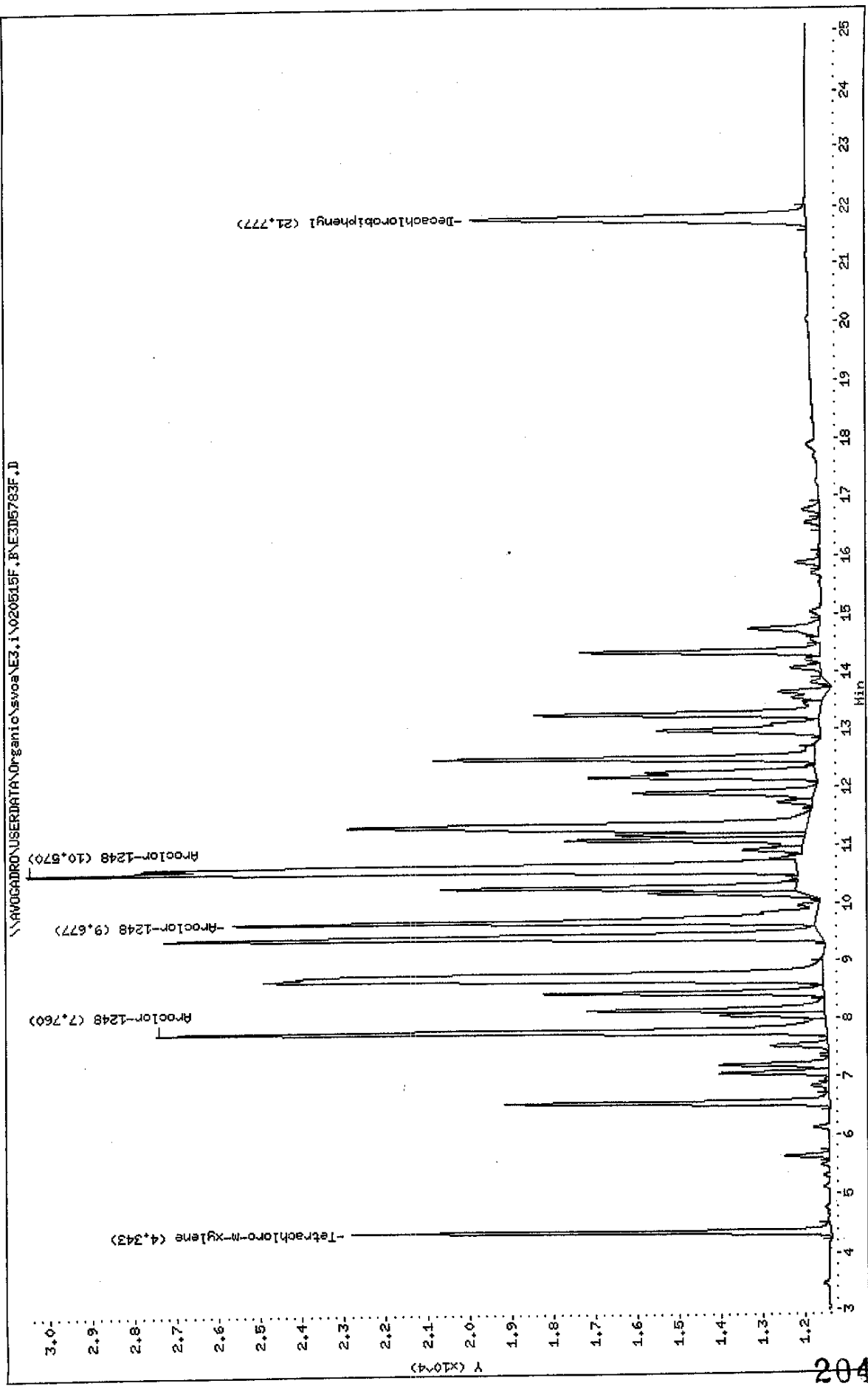
Handwritten signature
 5/16/02

Data File: \\AV004DR01\USERDATA\Organic\svoa\E3.1\020615F,B\E3D5783F.D
Date : 15-MAY-2002 20:07
Client ID: ARJ248AL3
Sample Info: ARJ248AL3,ARJ248AL3,,arj248.sub,,
Volume Injected (uL): 1.0
Column phase: DB-1701

Instrument: E3.1

Operator: PETER

Column diameter: 0.53

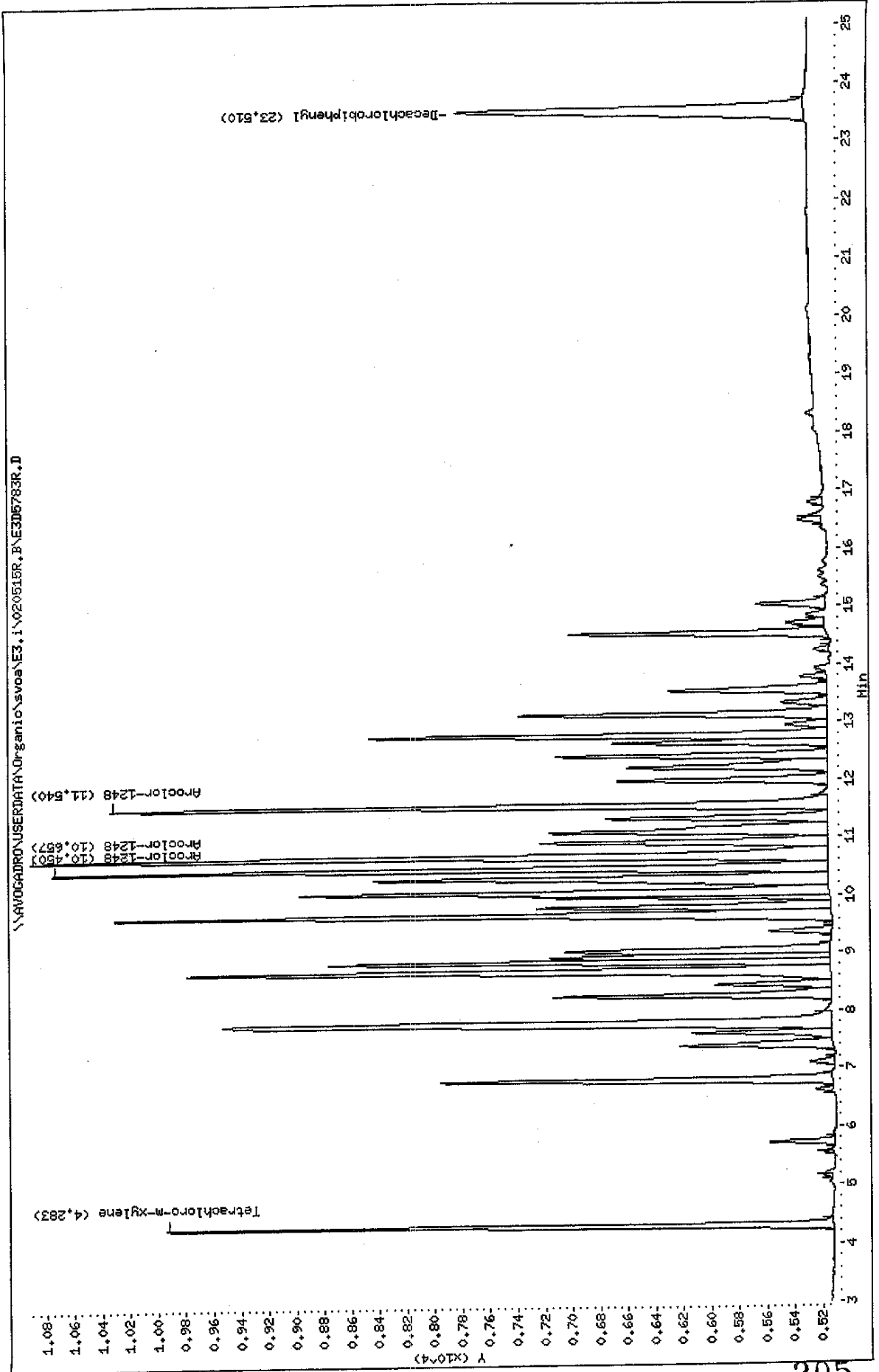


Data File: \\AVOCADRO\USERDATA\Organic\svoa\E3.i\02051BR.F\3D5783R.D
 Date : 15-MAY-2002 20:07
 Client ID: AR1248AL3
 Sample Info: AR1248AL3,AR1248AL3,,ar1248,sub,,
 Volume Injected (uL): 1.0
 Column phase: DB-608

Instrument: E3.i

Operator: PETER

Column diameter: 0.53



Data File: E3D5783F.D
 Report Date: 16-May-2002 13:22

Mitkem Corporation

Sample #1 : \\AVOGADRO\USERDATA\Organic\svoa\E3.i\020515F.B\E3D5783F.D
 Sample #2 : \\AVOGADRO\USERDATA\Organic\svoa\E3.i\020515R.B\E3D5783R.D
 Inj Date : 15-MAY-2002 20:07
 Sample Info: AR1248AL3,AR1248AL3,,ar1248.sub,,
 Misc Info :
 Cal Date : 16-MAY-2002 09:45
 Operator : PETER
 Inst ID : E3.i
 Dil Factor : 1.000000

Method #1 : \\AVOGADRO\USERDATA\Organic\svoa\E3.i\020515F.B\E3_PCB_F.m
 Method #2 : \\AVOGADRO\USERDATA\Organic\svoa\E3.i\020515R.B\E3_PCB_R.m
 Sub List #1 : ar1248.sub
 Sub List #2 : ar1248.sub
 Col #1 Phase : DB-1701
 Col #2 Phase : DB-608

Concentration Formula: $Amt * DF * Uf * Vt / (Vo * Vi)$

Name	Value	Description
DF	1.000	Dilution Factor
Uf	1.000	Correction factor
Vt	10000.000	Volume of final extract (uL)
Vo	1000.000	Volume of sample extracted (ml)
Vi	1.000	Volume injected (uL)

Compound	RT#1	RT#2	Resp#1	Resp#2	Conc#1 (ug/L)	Conc#2 (ug/L)	Target Range	Ratio
Tetrachloro-m-xylene	4.343	4.283	11435	4820	0.020	0.020		100.00 (a)
Aroclor-1248	7.760	10.450	16027	5592	1.1	1.1	80.00- 120.00	100.00
	9.677	10.657	13919	5750	1.1	1.1	63.90- 103.90	86.85
	10.570	11.540	18369	5174	1.1	1.0	94.63- 134.63	114.61
	Average of Peak Amounts =					1.1	1.1	
Decachlorobiphenyl	21.777	23.510	8001	2516	0.023	0.027		100.00 (a)

QC Flag Legend

a - Target compound detected but, quantitated amount
 Below Limit Of Quantitation(BLOQ).

Handwritten signature
 5/16/02

Data File: \\NAVOGRADRO\USERDATA\Organic\svaa\E3.1\020518F.B\E305784F.D

Date : 15-MAY-2002 20:36

Client ID: AR1248AL4

Sample Info: AR1248AL4,AR1248AL4,,ar1248,sub,,

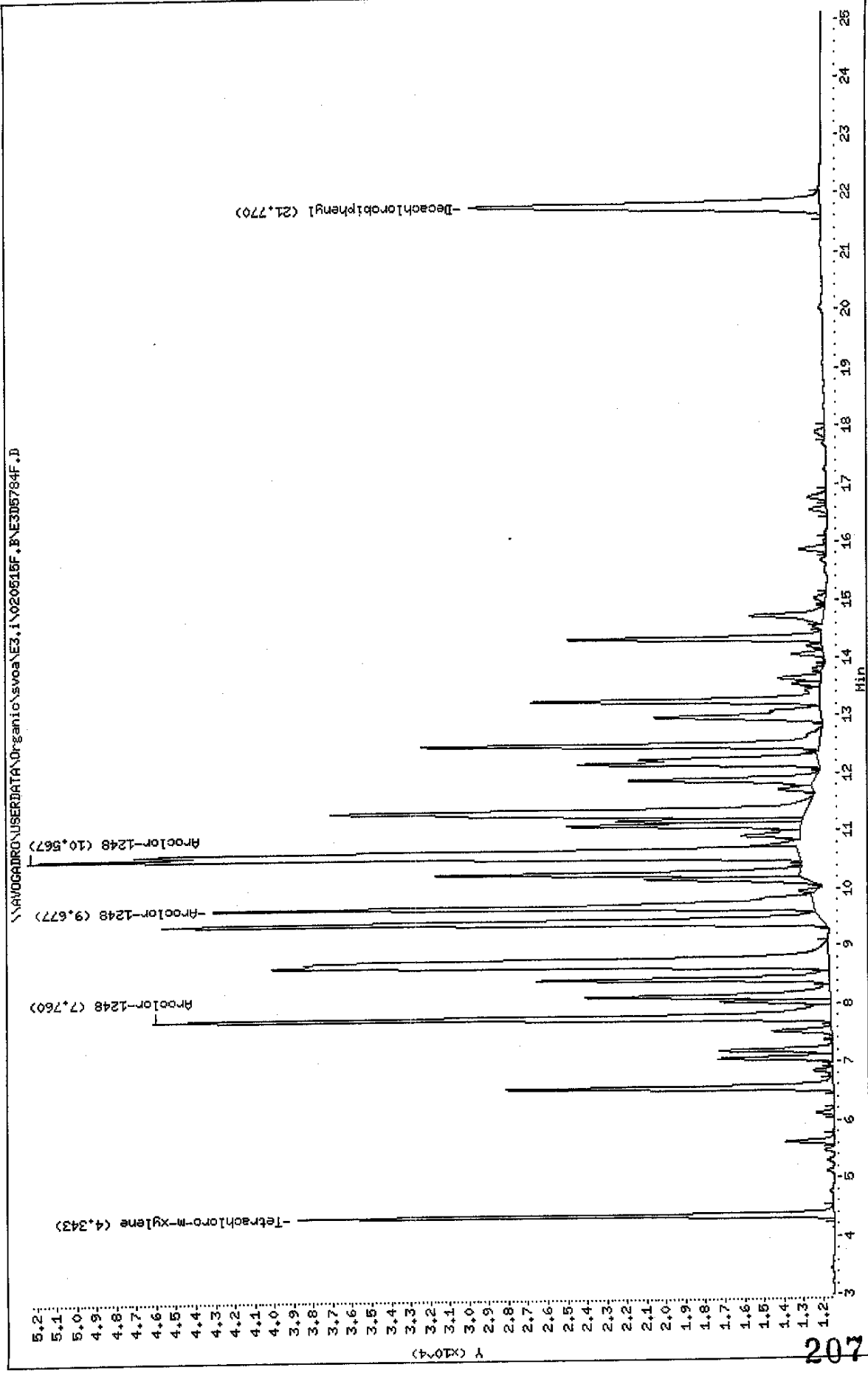
Volume Injected (uL): 1.0

Column phase: DB-1701

Instrument: E3.1

Operator: PETER

Column diameter: 0.53



Data File: \\AVOCADRO\USERDATA\Organic\svoa\E3.1\020515R.P\NE3D5784R.D

Date: 15-MAY-2002 20:36

Client ID: AR1248AL4

Sample Info: AR1248AL4,AR1248AL4,,ar1248.sub,,

Volume Injected (ul): 1.0


Column phase: DB-608

Instrument: E3.1

Operator: PETER

Column diameter: 0.53

\\AVOCADRO\USERDATA\Organic\svoa\E3.1\020515R.P\NE3D5784R.D



Data File: E3D5784F.D
 Report Date: 16-May-2002 13:23

Mitkem Corporation

Sample #1 : \\AVOGADRO\USERDATA\Organic\svoa\E3.i\020515F.B\E3D5784F.D
 Sample #2 : \\AVOGADRO\USERDATA\Organic\svoa\E3.i\020515R.B\E3D5784R.D
 Inj Date : 15-MAY-2002 20:36
 Sample Info: AR1248AL4,AR1248AL4,,ar1248.sub,,
 Misc Info :
 Cal Date : 16-MAY-2002 09:45
 Operator : PETER
 Inst ID : E3.i
 Dil Factor : 1.000000

Method #1 : \\AVOGADRO\USERDATA\Organic\svoa\E3.i\020515F.B\E3_PCB_F.m
 Method #2 : \\AVOGADRO\USERDATA\Organic\svoa\E3.i\020515R.B\E3_PCB_R.m
 Sub List #1 : ar1248.sub
 Sub List #2 : ar1248.sub
 Col #1 Phase : DB-1701
 Col #2 Phase : DB-608

Concentration Formula: Amt * DF * Uf * Vt / (Vo * Vi)

Name	Value	Description
DF	1.000	Dilution Factor
Uf	1.000	Correction factor
Vt	10000.000	Volume of final extract (uL)
Vo	1000.000	Volume of sample extracted (ml)
Vi	1.000	Volume injected (uL)

Compound	RT#1	RT#2	Resp#1	Resp#2	Conc#1 (ug/L)	Conc#2 (ug/L)	Target Range	Ratio
Tetrachloro-m-xylene	4.343	4.283	27307	11395	0.048	0.049		100.00 (a)
Aroclor-1248	7.760	10.447	34597	12231	2.7	2.6	80.00- 120.00	100.00
	9.677	10.653	30664	12708	2.6	2.6	63.90- 103.90	88.63
	10.567	11.537	39245	11797	2.7	2.6	94.63- 134.63	113.43
	Average of Peak Amounts =				2.7	2.6		
Decachlorobiphenyl	21.770	23.500	17900	5580	0.052	0.063		100.00

QC Flag Legend

a - Target compound detected but, quantitated amount
 Below Limit Of Quantitation(BLOQ).

Handwritten signature
 5/16/02

Data File: \\AVUGADURO\USERDATA\Organic\svaa\E3.i\020615F.B\E3J05788F.D

Date: 15-MAY-2002 21:04

Client ID: AR1248AL5

Sample Info: AR1248AL5,AR1248AL5,,ar1248.sub,,

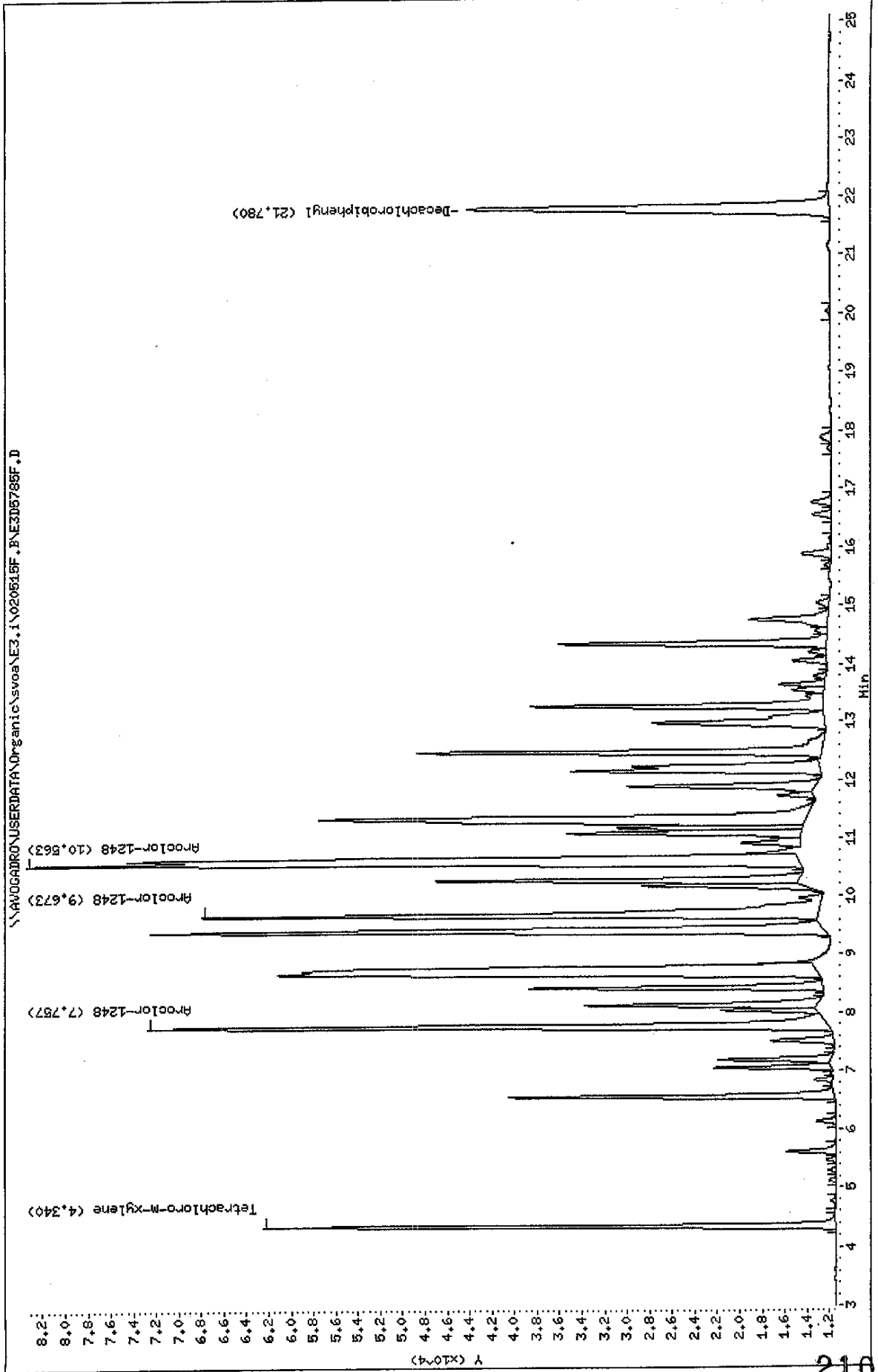
Volume Injected (uL): 1.0

Column phase: DB-1701

Instrument: E3.i

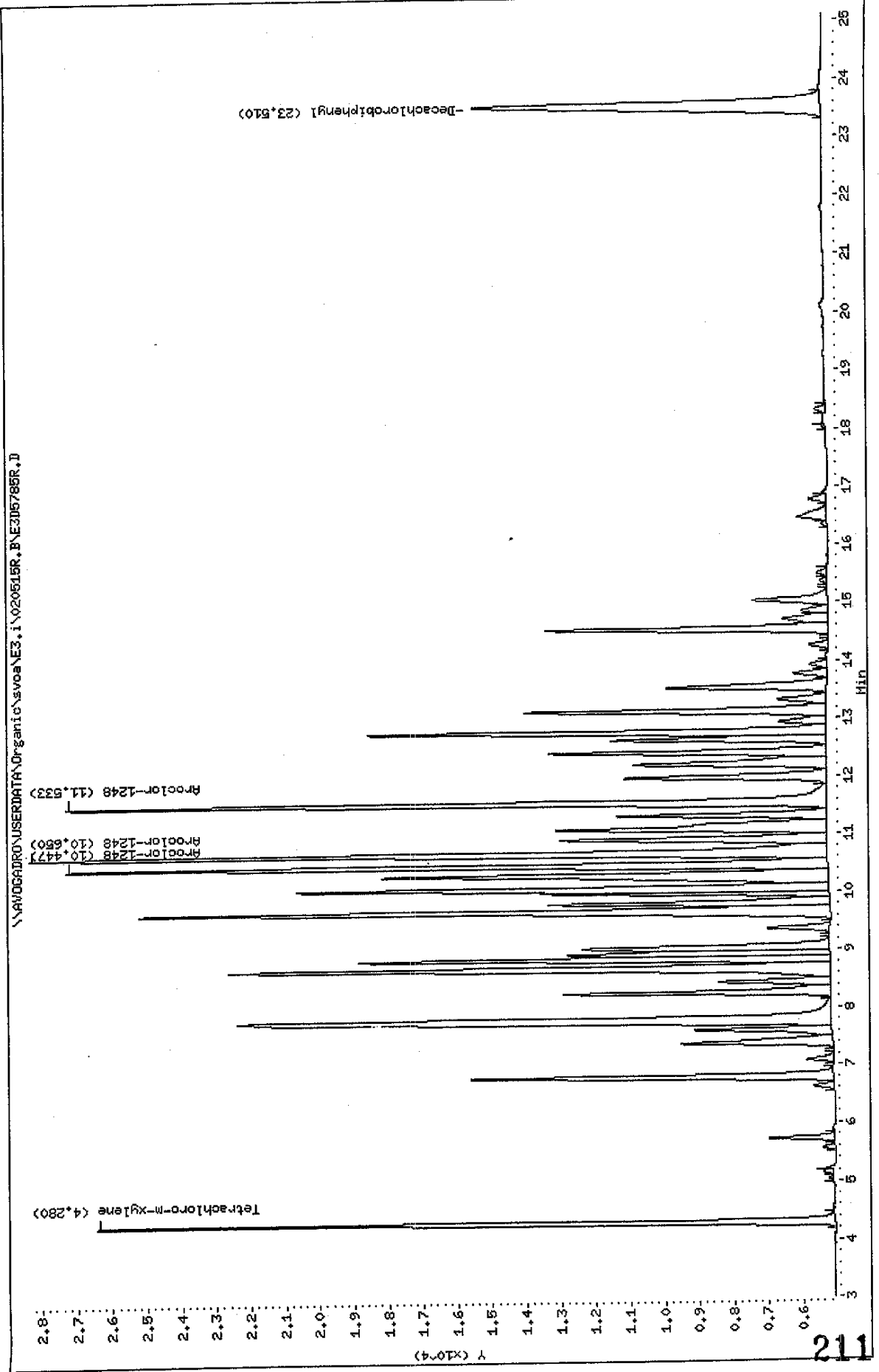
Operator: PETER

Column diameter: 0.53



Data File: \\AVOC6ADRU\USERDATA\Organic\svoa\E3.i\020515R.P\E3D5785R.D
 Date: 15-MAY-2002 21:04
 Client ID: AR1248AL5
 Sample Info: AR1248AL5,AR1248AL5,,ar1248.sub,,
 Volume Injected (ul): 1.0
 Column phase: DB-608

Instrument: E3.i
 Operator: PETER
 Column diameter: 0.53



Data File: E3D5785F.D
 Report Date: 16-May-2002 13:23

Mitkem Corporation

Sample #1 : \\AVOGADRO\USERDATA\Organic\svoa\E3.i\020515F.B\E3D5785F.D
 Sample #2 : \\AVOGADRO\USERDATA\Organic\svoa\E3.i\020515R.B\E3D5785R.D
 Inj Date : 15-MAY-2002 21:04
 Sample Info: AR1248AL5,AR1248AL5,,ar1248.sub,,
 Misc Info :
 Cal Date : 16-MAY-2002 09:45
 Operator : PETER
 Inst ID : E3.i
 Dil Factor : 1.000000

Method #1 : \\AVOGADRO\USERDATA\Organic\svoa\E3.i\020515F.B\E3_PCB_F.m
 Method #2 : \\AVOGADRO\USERDATA\Organic\svoa\E3.i\020515R.B\E3_PCB_R.m
 Sub List #1 : ar1248.sub
 Sub List #2 : ar1248.sub
 Col #1 Phase : DB-1701
 Col #2 Phase : DB-608

Concentration Formula: Amt * DF * Uf * Vt / (Vo * Vi)

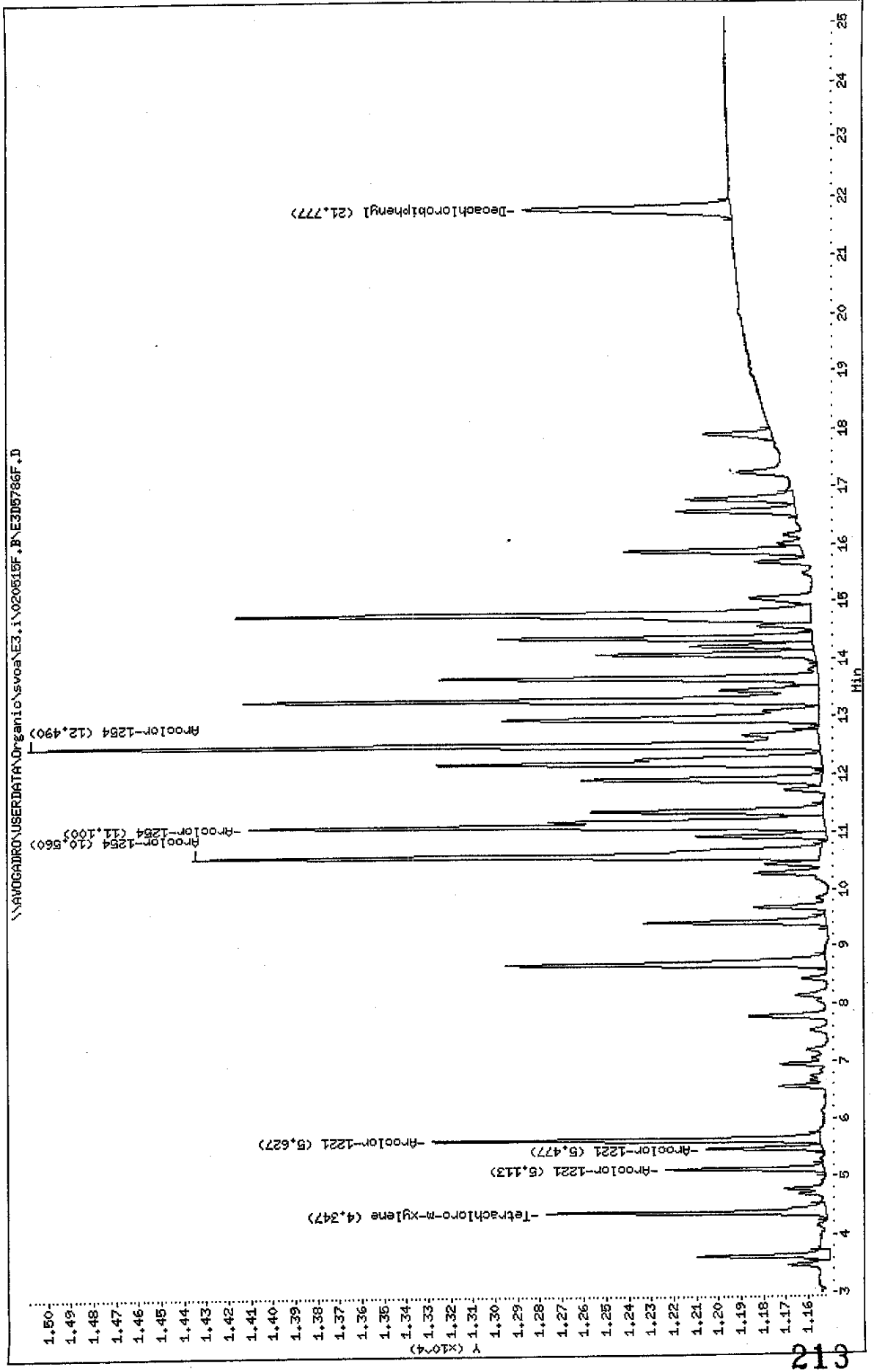
Name	Value	Description
DF	1.000	Dilution Factor
Uf	1.000	Correction factor
Vt	10000.000	Volume of final extract (uL)
Vo	1000.000	Volume of sample extracted (ml)
Vi	1.000	Volume injected (uL)

Compound	RT#1	RT#2	Resp#1	Resp#2	Conc#1 (ug/L)	Conc#2 (ug/L)	Target Range	Ratio
Tetrachloro-m-xylene	4.340	4.280	51057	21350	0.091	0.091		100.00
Aroclor-1248	7.757	10.447	60685	22033	4.9	4.9	80.00- 120.00	100.00
	9.673	10.650	54920	23070	4.9	4.9	63.90- 103.90	90.50
	10.563	11.533	68753	21985	4.9	4.9	94.63- 134.63	113.29
	Average of Peak Amounts =				4.9	4.9		
Decachlorobiphenyl	21.780	23.510	32287	10061	0.094	0.12		100.00

Handwritten signature/initials
 5/16/02

Data File: \\AVOCADRU\USERDATA\Organic\svoa\E3.1\020515F.P.E3D5786F.D
 Date: 15-MAY-2002 21:32
 Client ID: AR2154AL1
 Sample Info: AR2154AL1,AR2154AL1,,ar2154,sub,,
 Volume Injected (ul): 1.0
 Column phase: DB-1701

Instrument: E3.1
 Operator: PETER
 Column diameter: 0.53



Data File: \\AVOCARD\ROUSERDATA\Organic\svos\E3.i\020615R.B\E308786R.D

Date: 15-MAY-2002 21:32

Client ID: AR21544L1

Sample Info: AR21544L1,AR21544L1,,ar2154.sub,,

Volume Injected (uL): 1.0

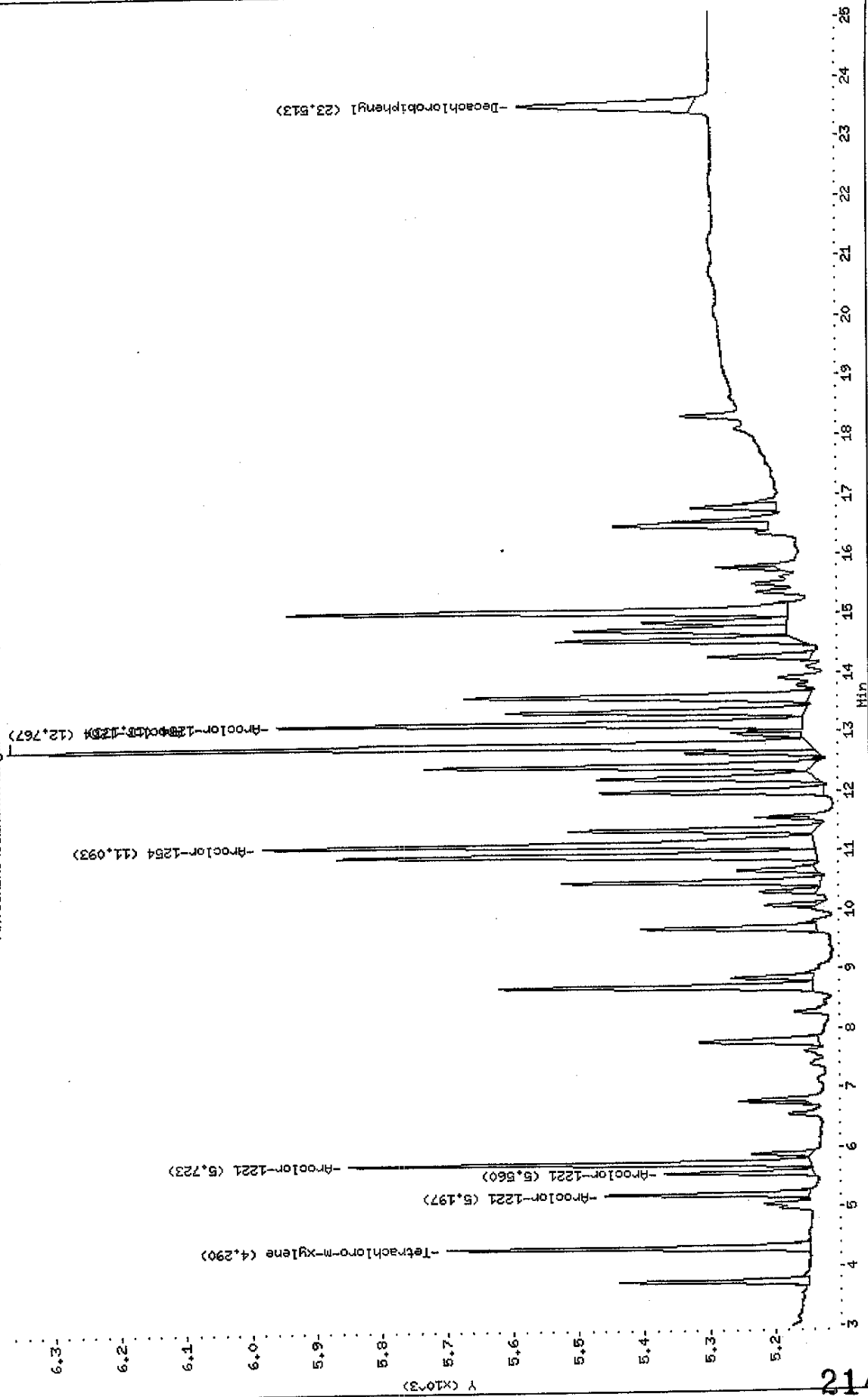
Column phase: DB-608

Instrument: E3.i

Operator: PETER

Column diameter: 0.53

\\AVOCARD\ROUSERDATA\Organic\svos\E3.i\020615R.B\E308786R.D



Data File: E3D5786F.D
 Report Date: 16-May-2002 13:23

Mitkem Corporation

Sample #1 : \\AVOGADRO\USERDATA\Organic\svoa\E3.i\020515F.B\E3D5786F.D
 Sample #2 : \\AVOGADRO\USERDATA\Organic\svoa\E3.i\020515R.B\E3D5786R.D
 Inj Date : 15-MAY-2002 21:32
 Sample Info: AR2154AL1,AR2154AL1,,ar2154.sub,,
 Misc Info :
 Cal Date : 16-MAY-2002 09:45
 Operator : PETER
 Inst ID : E3.i
 Dil Factor : 1.000000

Method #1 : \\AVOGADRO\USERDATA\Organic\svoa\E3.i\020515F.B\E3_PCB_F.m
 Method #2 : \\AVOGADRO\USERDATA\Organic\svoa\E3.i\020515R.B\E3_PCB_R.m
 Sub List #1 : ar2154.sub
 Sub List #2 : ar2154.sub
 Col #1 Phase : DB-1701
 Col #2 Phase : DB-608

Concentration Formula: Amt * DF * Uf * Vt / (Vo * Vi)

Name	Value	Description
DF	1.000	Dilution Factor
Uf	1.000	Correction factor
Vt	10000.000	Volume of final extract (uL)
Vo	1000.000	Volume of sample extracted (ml)
Vi	1.000	Volume injected (uL)

Compound	RT#1	RT#2	Resp#1	Resp#2	Conc#1 (ug/L)	Conc#2 (ug/L)	Target Range	Ratio
Tetrachloro-m-xylene	4.347	4.290	1248	553	0.0022	0.0024		100.00(a)
Aroclor-1221	5.113	5.197	703	313			80.00- 120.00	100.00(a)
	5.477	5.560	522	229			51.35- 91.35	73.16(a)
	5.627	5.723	1734	708			176.77- 216.77	226.20(a)
	Average of Peak Amounts =				0.00	0.00		
Aroclor-1254	10.560	11.093	2814	844			80.00- 120.00	100.00(a)
	11.100	12.767	2587	1225			137.44- 177.44	145.14(a)
	12.490	13.133	3537	803			91.56- 131.56	95.14(a)
	Average of Peak Amounts =				0.00	0.00		
Decachlorobiphenyl	21.777	23.513	928	269	0.0027	0.00030		100.00(a)

Handwritten signature/initials

Data File: E3D5786F.D
Report Date: 16-May-2002 13:23

QC Flag Legend

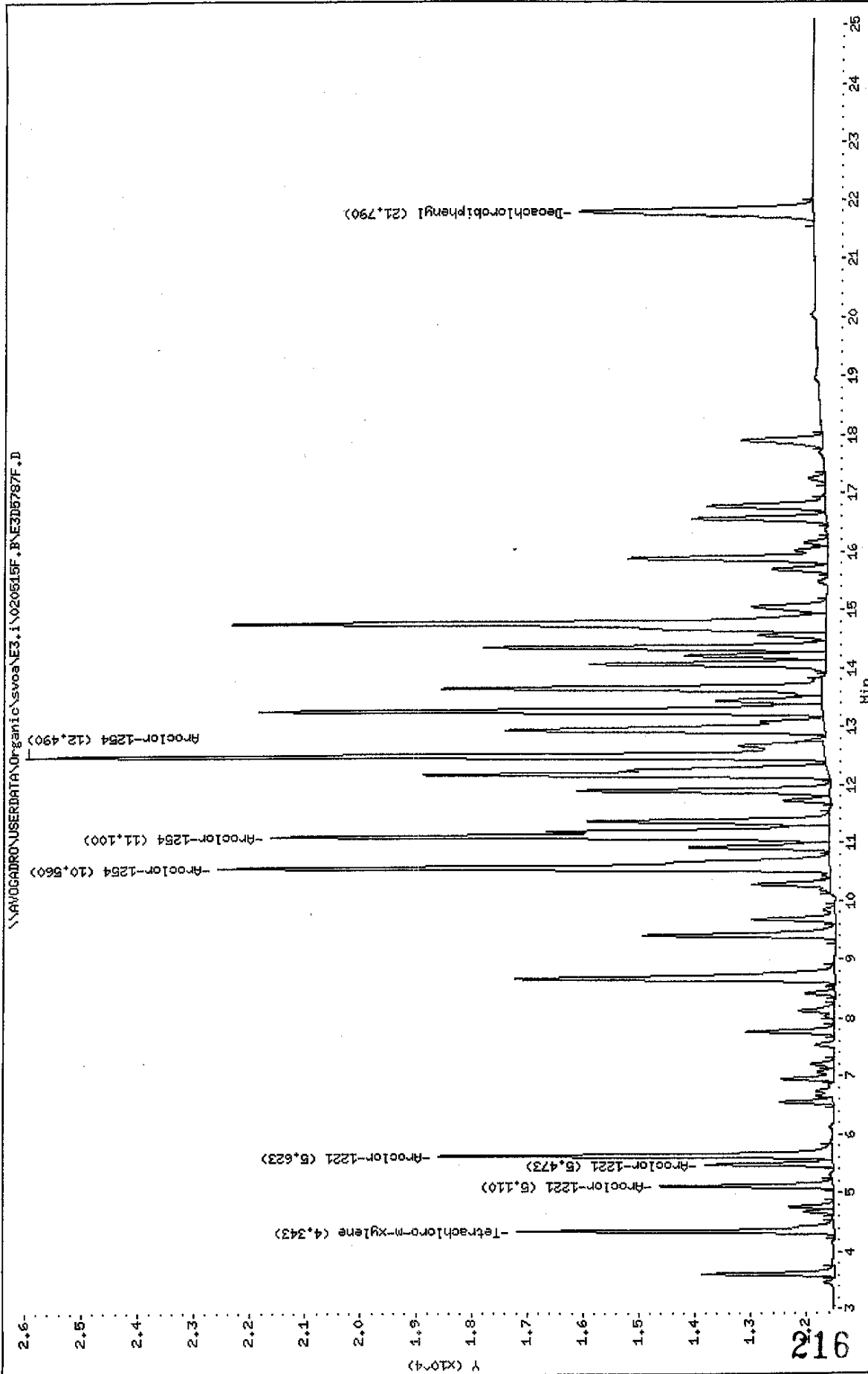
a - Target compound detected but, quantitated amount
Below Limit Of Quantitation(BLOQ).

Data File: \\AV06ADRO\USERDATA\Organic\svoa\E3.i\020815F,B\E3D5787F.D
Date: 15-MAY-2002 22:01
Client ID: AR2154AL2
Sample Info: AR2154AL2,AR2154AL2,,ar2154.sub,,
Volume Injected (uL): 1.0
Column phase: DB-1701

Instrument: E3.i

Operator: PETER

Column diameter: 0.53



Data File: \\AVOCADRO\USERDATA\Organic\svoa\E3,1\020515R,BVE3D5787R.D

Date : 15-MAY-2002 22:01

Client ID: AR21544L2

Sample Info: AR21544L2,AR21544L2,,ar2154.sub,,

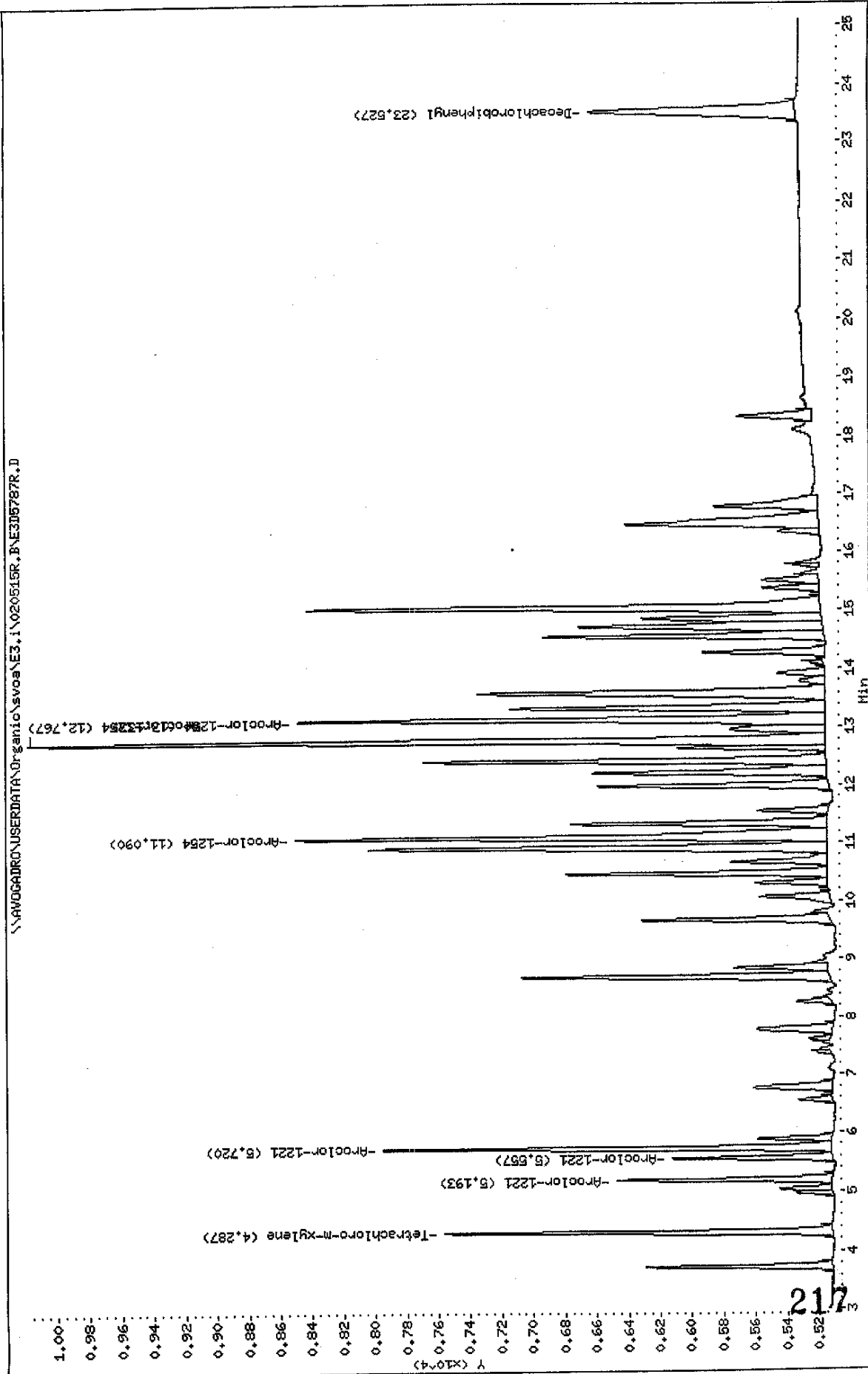
Volume Injected (ul): 1.0

Column phase: DB-608

Instrument: E3.i

Operator: PETER

Column diameter: 0.53



Data File: E3D5787F.D
 Report Date: 16-May-2002 13:23

Mitkem Corporation

Sample #1 : \\AVOGADRO\USERDATA\Organic\svoa\E3.i\020515F.B\E3D5787F.D
 Sample #2 : \\AVOGADRO\USERDATA\Organic\svoa\E3.i\020515R.B\E3D5787R.D
 Inj Date : 15-MAY-2002 22:01
 Sample Info: AR2154AL2,AR2154AL2,,ar2154.sub,,
 Misc Info :
 Cal Date : 16-MAY-2002 09:45
 Operator : PETER
 Inst ID : E3.i
 Dil Factor : 1.000000

Method #1 : \\AVOGADRO\USERDATA\Organic\svoa\E3.i\020515F.B\E3_PCB_F.m
 Method #2 : \\AVOGADRO\USERDATA\Organic\svoa\E3.i\020515R.B\E3_PCB_R.m
 Sub List #1 : ar2154.sub
 Sub List #2 : ar2154.sub
 Col #1 Phase : DB-1701
 Col #2 Phase : DB-608

Concentration Formula: Amt * DF * Uf * Vt / (Vo * Vi)

Name	Value	Description
DF	1.000	Dilution Factor
Uf	1.000	Correction factor
Vt	10000.000	Volume of final extract (uL)
Vo	1000.000	Volume of sample extracted (ml)
Vi	1.000	Volume injected (uL)

Compound	RT#1	RT#2	Resp#1	Resp#2	Conc#1 (ug/L)	Conc#2 (ug/L)	Target Range	Ratio
Tetrachloro-m-xylene	4.343	4.287	5690	2450	0.010	0.010		100.00(a)
Aroclor-1221	5.110	5.193	3102	1351	0.50	0.50	80.00- 120.00	100.00(a)
	5.473	5.557	2300	1009	0.50	0.50	54.02- 94.02	74.15(a)
	5.623	5.720	7067	2828	0.50	0.50	201.94- 241.94	227.82(a)
	Average of Peak Amounts =				0.50	0.50		
Aroclor-1254	10.560	11.090	11002	3357	0.50	0.50	80.00- 120.00	100.00(a)
	11.100	12.767	10024	5032	0.50	0.49	71.73- 111.73	91.11(a)
	12.490	13.133	14305	3328	0.50	0.50	116.18- 156.18	130.02(a)
	Average of Peak Amounts =				0.50	0.50		
Decachlorobiphenyl	21.790	23.527	4196	1306	0.012	0.012		100.00(a)

Handwritten signature

Data File: E3D5787F.D
Report Date: 16-May-2002 13:23

QC Flag Legend

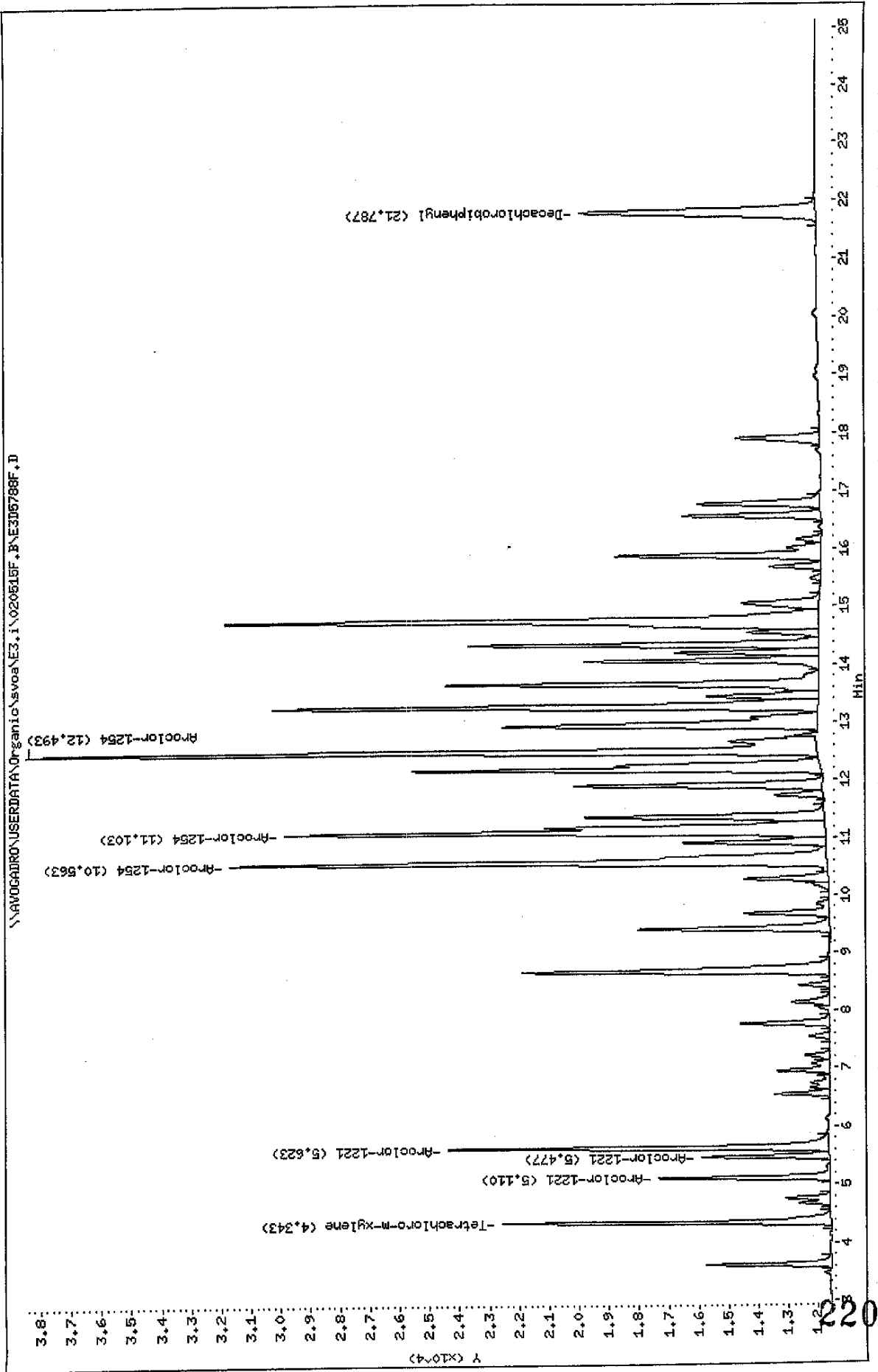
a - Target compound detected but, quantitated amount
Below Limit Of Quantitation(BLOQ).

Data File: \\AVOCADRO\USERDATA\Organic\svoa\E3.1\020618F.B\E3D5788F.D
Date: 15-MAY-2002 22:29
Client ID: AR21544L3
Sample Info: AR21544L3,AR21544L3,,ar2154.sub,,
Volume Injected (ul): 1.0
Column phase: DB-1701

Instrument: E3.i

Operator: PETER

Column diameter: 0.53



Data File: \\AVOCADRO\USERDATA\Organic\svoa\E3.i\020515R.B\E3I05788R.D

Date : 15-MAY-2002 22:29

Client ID: AR21544L3

Sample Info: AR21544L3,AR21544L3,,ar2154.sub,,

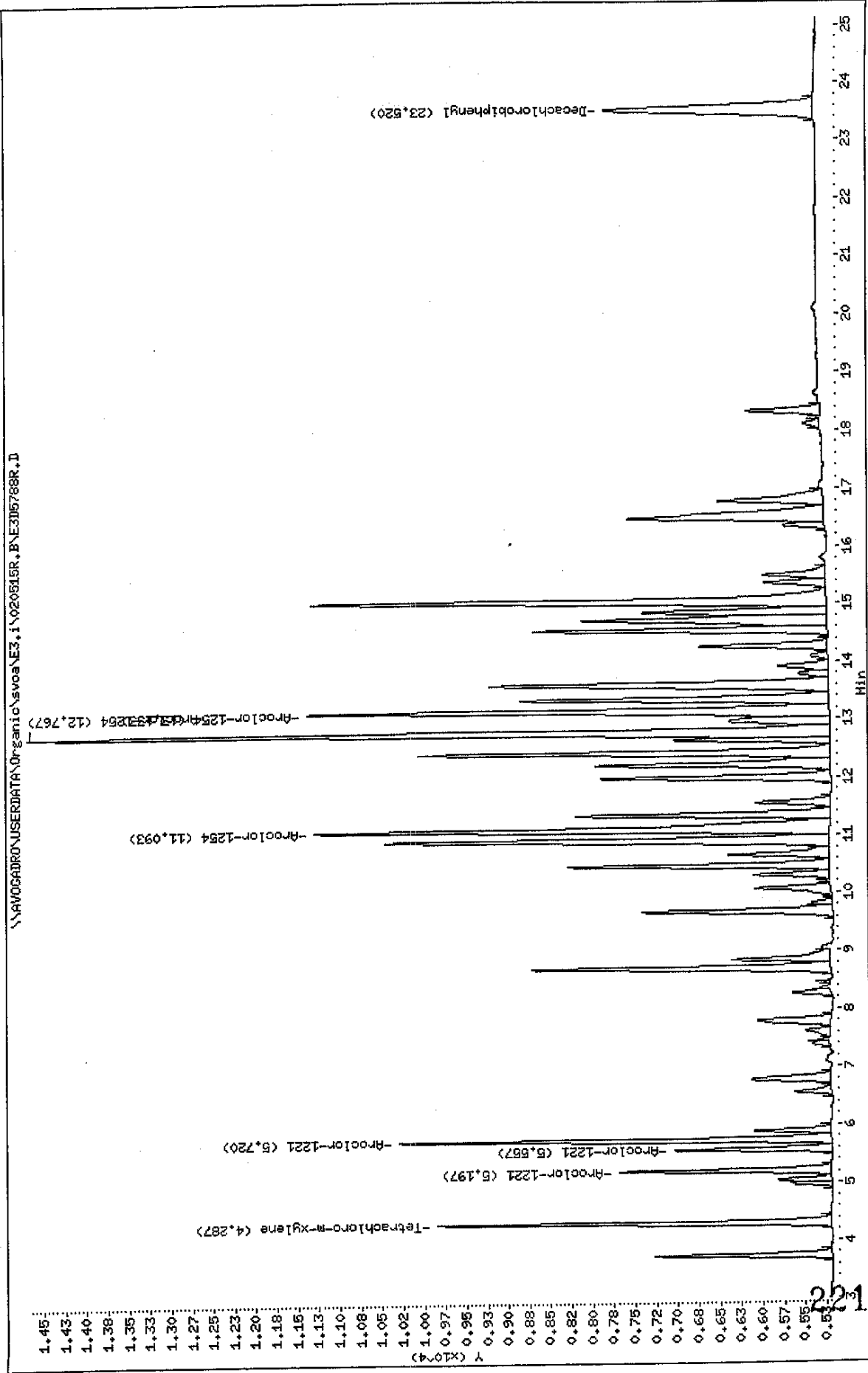
Volume Injected (ul): 1.0

Column phase: DB-608

Instrument: E3.i

Operator: PETER

Column diameter: 0.53



Data File: E3D5788F.D
 Report Date: 16-May-2002 13:23

Mitkem Corporation

Sample #1 : \\AVOGADRO\USERDATA\Organic\svoa\E3.i\020515F.B\E3D5788F.D
 Sample #2 : \\AVOGADRO\USERDATA\Organic\svoa\E3.i\020515R.B\E3D5788R.D
 Inj Date : 15-MAY-2002 22:29
 Sample Info: AR2154AL3,AR2154AL3,,ar2154.sub,,
 Misc Info :
 Cal Date : 16-MAY-2002 09:45
 Operator : PETER
 Inst ID : E3.i
 Dil Factor : 1.000000

Method #1 : \\AVOGADRO\USERDATA\Organic\svoa\E3.i\020515F.B\E3_PCB_F.m
 Method #2 : \\AVOGADRO\USERDATA\Organic\svoa\E3.i\020515R.B\E3_PCB_R.m
 Sub List #1 : ar2154.sub
 Sub List #2 : ar2154.sub
 Col #1 Phase : DB-1701
 Col #2 Phase : DB-608

Concentration Formula: Amt * DF * Uf * Vt / (Vo * Vi)

Name	Value	Description
DF	1.000	Dilution Factor
Uf	1.000	Correction factor
Vt	10000.000	Volume of final extract (uL)
Vo	1000.000	Volume of sample extracted (ml)
Vi	1.000	Volume injected (uL)

Compound	RT#1	RT#2	Resp#1	Resp#2	Conc#1 (ug/L)	Conc#2 (ug/L)	Target Range	Ratio
Tetrachloro-m-xylene	4.343	4.287	10970	4655	0.019	0.020		100.00(a)
Aroclor-1221	5.110	5.197	5738	2494	1.1	1.1	80.00- 120.00	100.00
	5.477	5.557	4247	1856	1.1	1.1	54.02- 94.02	74.02
	5.623	5.720	12735	5110	1.1	1.1	201.94- 241.94	221.94
	Average of Peak Amounts =				1.1	1.1		
Aroclor-1254	10.563	11.093	19997	6090	1.1	1.1	80.00- 120.00	100.00
	11.103	12.767	18098	9490	1.1	1.1	71.73- 111.73	90.50
	12.493	13.133	26448	6173	1.1	1.1	116.18- 156.18	132.26
	Average of Peak Amounts =				1.1	1.1		
Decachlorobiphenyl	21.787	23.520	7890	2469	0.023	0.026		100.00(a)

Handwritten signature
 5/16/02

Data File: E3D5788F.D
Report Date: 16-May-2002 13:23

QC Flag Legend

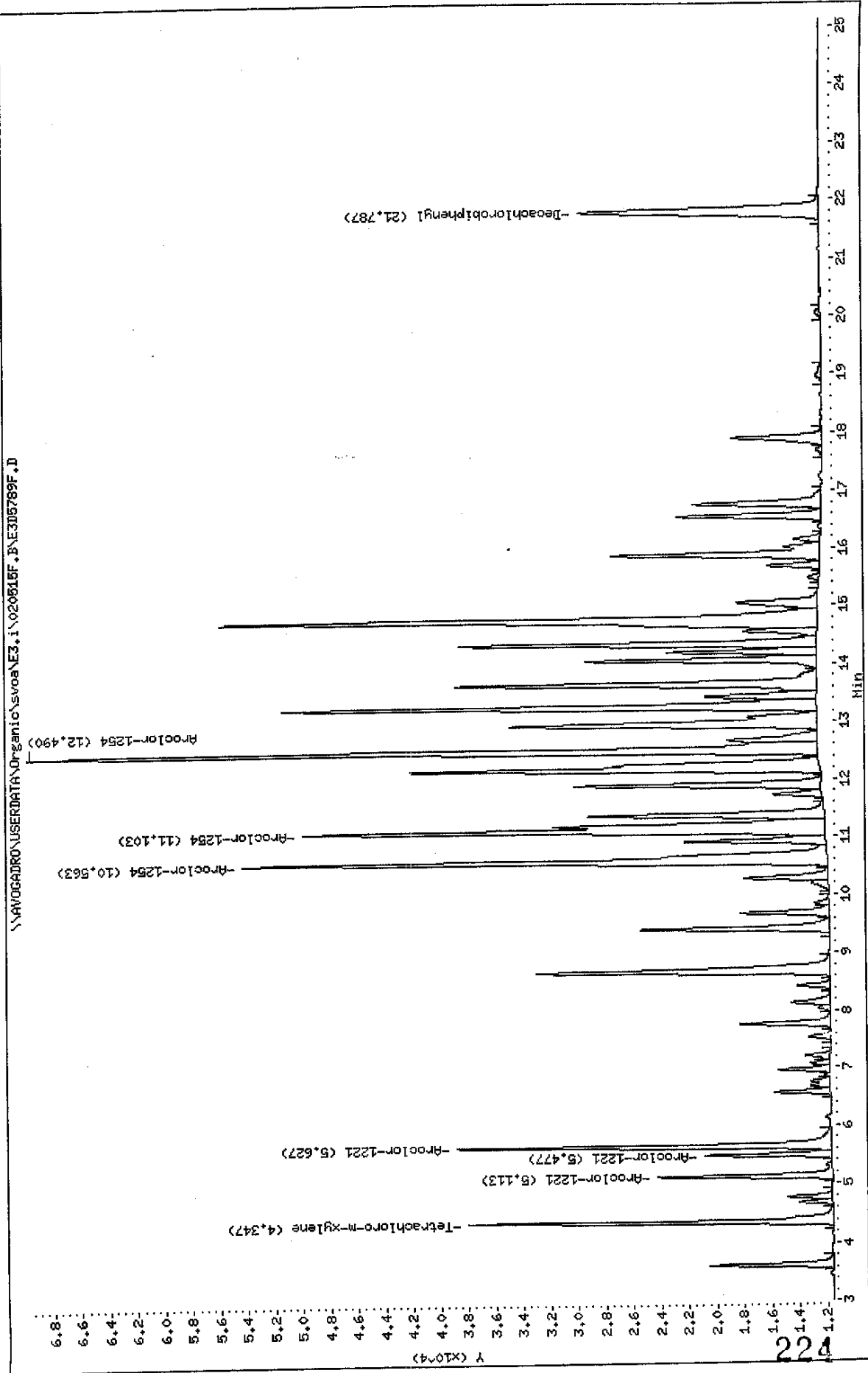
a - Target compound detected but, quantitated amount
Below Limit Of Quantitation(BLOQ).

Data File: \\AVOCADRO\USERDATA\Organic\svoa\E3.1\020515F,B\E305789F.D
Date: 15-MAY-2002 22:58
Client ID: AR21544L4
Sample Info: AR21544L4,AR21544L4,,ar2154.sub,,
Volume Injected (ul): 1.0
Column phase: DB-1701

Instrument: E3.1

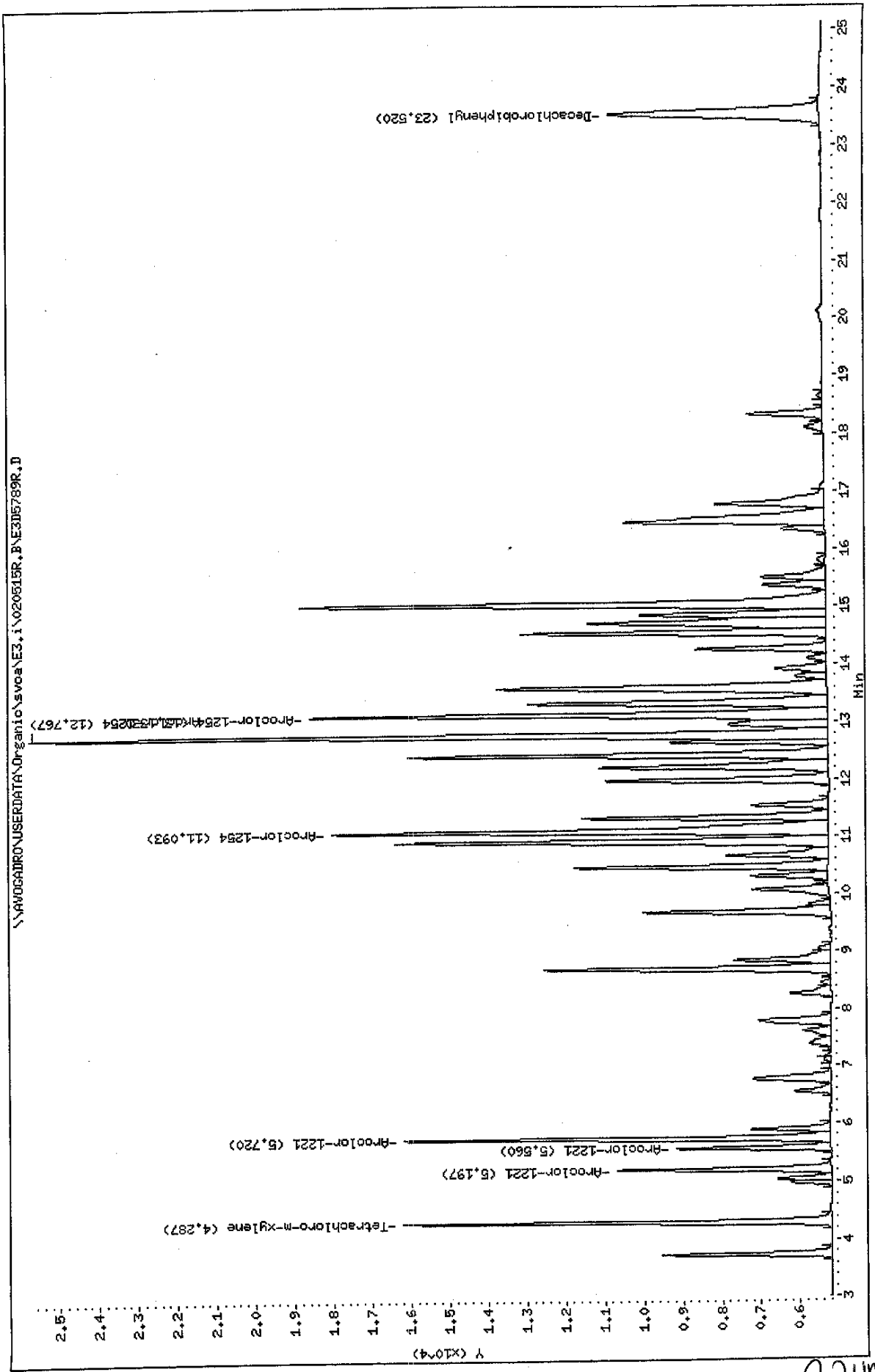
Operator: PETER

Column diameter: 0.53



Data File: \\AVOCADRO\USERDATA\Organic\svoa\E3.1\020515R.B\E3D5789R.D
 Date : 15-MAY-2002 22:58
 Client ID: AR21544L4
 Sample Info: AR21544L4,AR21544L4,,ar2154.sub,,
 Volume Injected (ul): 1.0
 Column phase: DB-608

Instrument: E3.i
 Operator: PETER
 Column diameter: 0.53



4224

Data File: E3D5789F.D
 Report Date: 16-May-2002 13:23

Mitkem Corporation

Sample #1 : \\AVOGADRO\USERDATA\Organic\svoa\E3.i\020515F.B\E3D5789F.D
 Sample #2 : \\AVOGADRO\USERDATA\Organic\svoa\E3.i\020515R.B\E3D5789R.D
 Inj Date : 15-MAY-2002 22:58
 Sample Info: AR2154AL4,AR2154AL4,,ar2154.sub,,
 Misc Info :
 Cal Date : 16-MAY-2002 09:45
 Operator : PETER
 Inst ID : E3.i
 Dil Factor : 1.000000

Method #1 : \\AVOGADRO\USERDATA\Organic\svoa\E3.i\020515F.B\E3_PCB_F.m
 Method #2 : \\AVOGADRO\USERDATA\Organic\svoa\E3.i\020515R.B\E3_PCB_R.m
 Sub List #1 : ar2154.sub
 Sub List #2 : ar2154.sub
 Col #1 Phase : DB-1701
 Col #2 Phase : DB-608

Concentration Formula: Amt * DF * Uf * Vt / (Vo * Vi)

Name	Value	Description
DF	1.000	Dilution Factor
Uf	1.000	Correction factor
Vt	10000.000	Volume of final extract (uL)
Vo	1000.000	Volume of sample extracted (ml)
Vi	1.000	Volume injected (uL)

Compound	RT#1	RT#2	Resp#1	Resp#2	Conc#1 (ug/L)	Conc#2 (ug/L)	Target Range	Ratio
Tetrachloro-m-xylene	4.347	4.287	26452	11010	0.047	0.047		100.00 (a)
Aroclor-1221	5.113	5.197	12661	5497	2.7	2.7	80.00- 120.00	100.00
	5.477	5.560	9205	3977	2.7	2.7	54.02- 94.02	72.70
	5.627	5.720	27074	10957	2.7	2.7	201.94- 241.94	213.84
	Average of Peak Amounts =				2.7	2.7		
Aroclor-1254	10.563	11.093	42415	12784	2.7	2.6	80.00- 120.00	100.00
	11.103	12.767	37874	20518	2.7	2.6	71.73- 111.73	89.29
	12.490	13.133	57288	13328	2.6	2.6	116.18- 156.18	135.07
	Average of Peak Amounts =				2.7	2.6		
Decachlorobiphenyl	21.787	23.520	17430	5414	0.051	0.061		100.00 (a)

my
5/16/02

Data File: E3D5789F.D
Report Date: 16-May-2002 13:23

QC Flag Legend

a - Target compound detected but, quantitated amount
Below Limit Of Quantitation(BLOQ).

Data File: \\AVOCADRO\USERDATA\Organic\svoa\E3.i\020616F.B\E3D6790F.D

Date: 15-MAY-2002 23:26

Client ID: AR2154AL5

Sample Info: AR2154AL5,AR2154AL5,,ar2154,sub,,

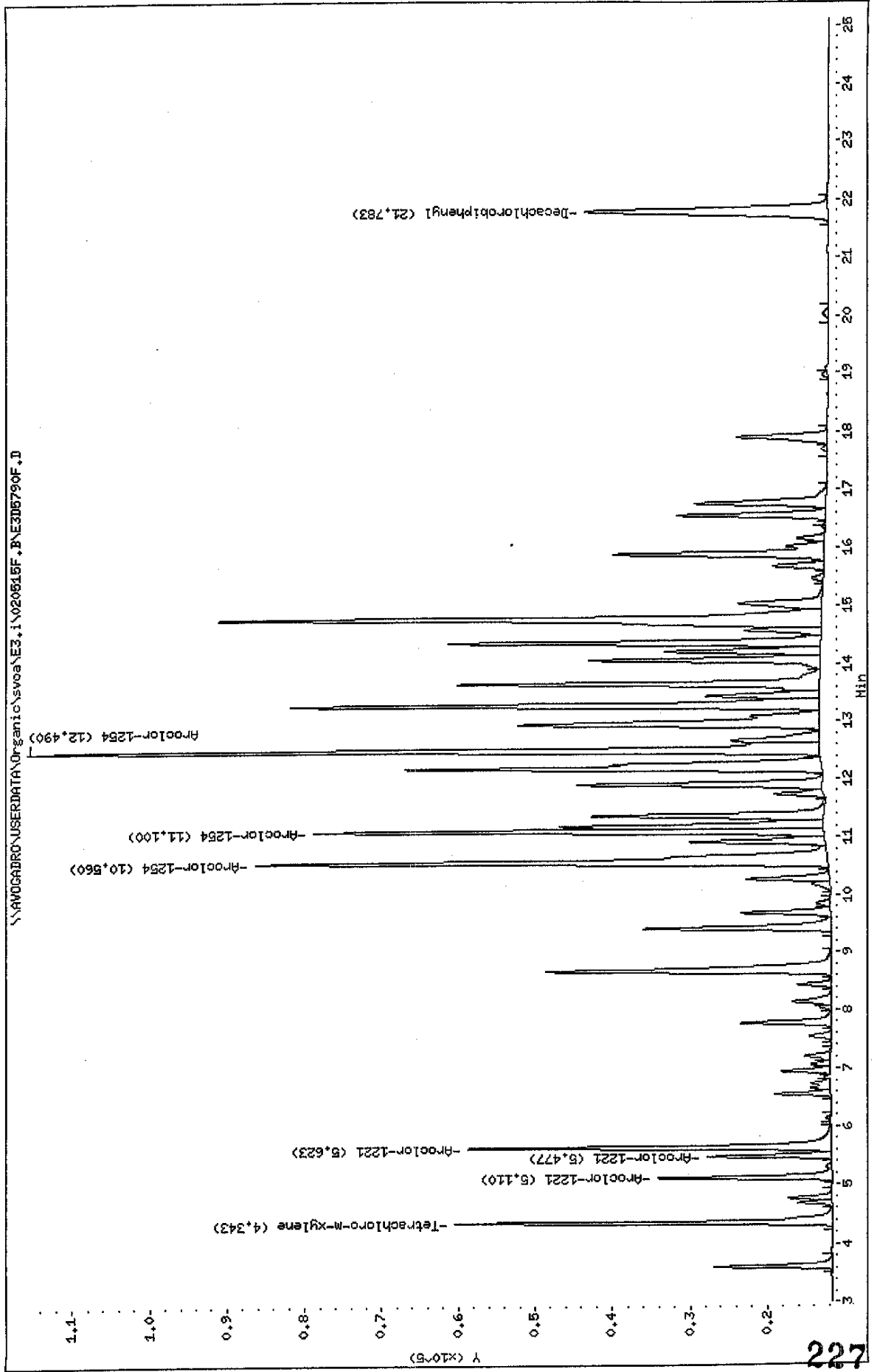
Volume Injected (ul): 1.0

Column phase: DB-1701

Instrument: E3.i

Operator: PETER

Column diameter: 0.53



Data File: \\AV06ADRO\USERDATA\Organic\svoa\E3.i\020515R.BAE305790R.D

Date: 15-MAY-2002 23:26

Client ID: AR21544L5

Sample Info: AR21544L5.AR21544L5,,ar2154.sub,,

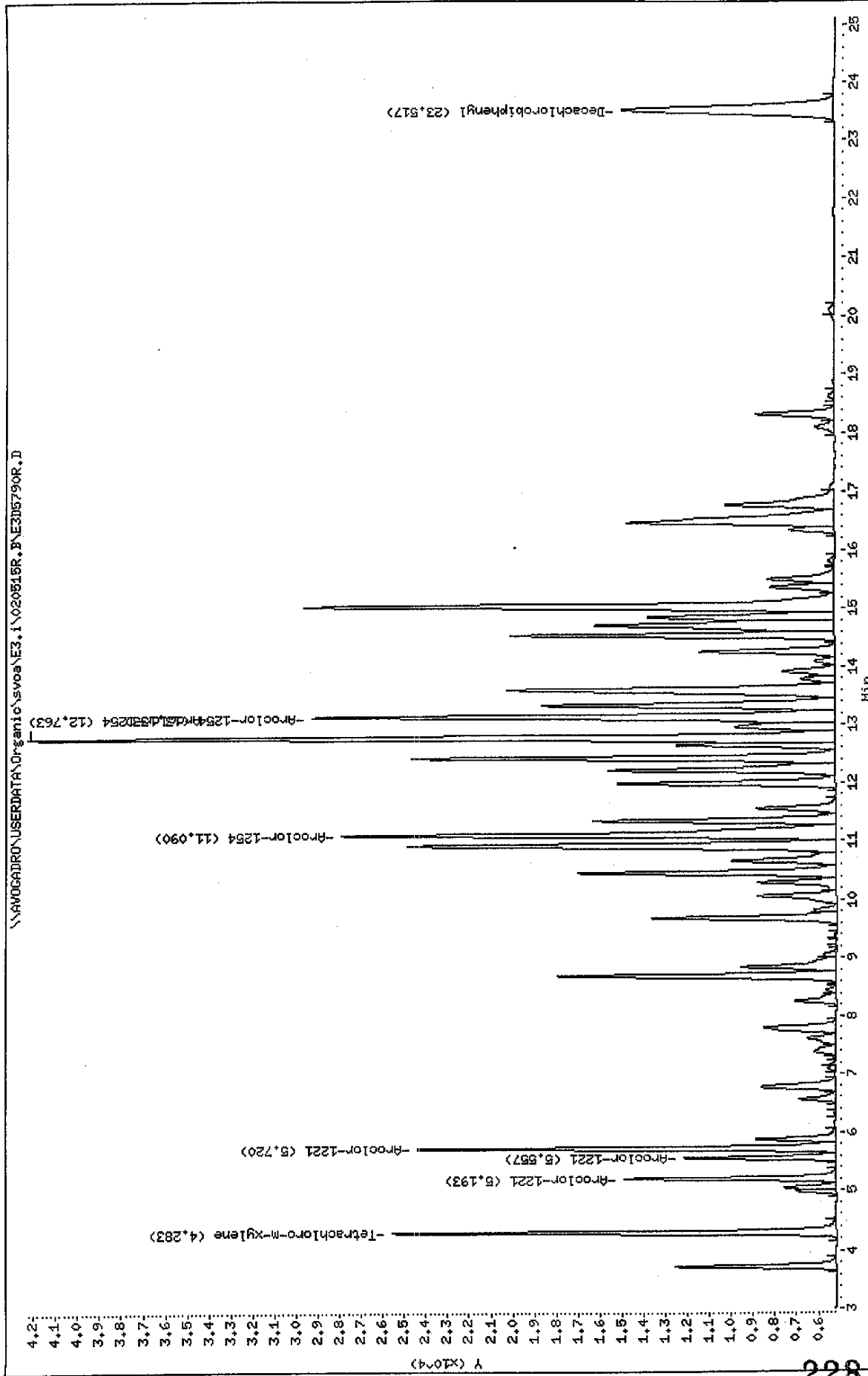
Volume Injected (uL): 1.0

Column phase: DB-608

Instrument: E3.i

Operator: PETER

Column diameter: 0.53



Data File: E3D5790F.D
 Report Date: 16-May-2002 13:23

Mitkem Corporation

Sample #1 : \\AVOGADRO\USERDATA\Organic\svoa\E3.i\020515F.B\E3D5790F.D
 Sample #2 : \\AVOGADRO\USERDATA\Organic\svoa\E3.i\020515R.B\E3D5790R.D
 Inj Date : 15-MAY-2002 23:26
 Sample Info: AR2154AL5,AR2154AL5,,ar2154.sub,,
 Misc Info :
 Cal Date : 16-MAY-2002 09:45
 Operator : PETER
 Inst ID : E3.i
 Dil Factor : 1.000000

Method #1 : \\AVOGADRO\USERDATA\Organic\svoa\E3.i\020515F.B\E3_PCB_F.m
 Method #2 : \\AVOGADRO\USERDATA\Organic\svoa\E3.i\020515R.B\E3_PCB_R.m
 Sub List #1 : ar2154.sub
 Sub List #2 : ar2154.sub
 Col #1 Phase : DB-1701
 Col #2 Phase : DB-608

Concentration Formula: Amt * DF * Uf * Vt / (Vo * Vi)

Name	Value	Description
DF	1.000	Dilution Factor
Uf	1.000	Correction factor
Vt	10000.000	Volume of final extract (uL)
Vo	1000.000	Volume of sample extracted (ml)
Vi	1.000	Volume injected (uL)

Compound	RT#1	RT#2	Resp#1	Resp#2	Conc#1 (ug/L)	Conc#2 (ug/L)	Target Range	Ratio
Tetrachloro-m-xylens	4.343	4.283	48842	20405	0.087	0.087		100.00 (a)
Aroclor-1221	5.110	5.193	22386	9744	4.9	4.9	80.00- 120.00	100.00
	5.477	5.557	16135	6952	4.9	4.9	54.02- 94.02	72.08
	5.623	5.720	46891	19173	4.9	4.9	201.94- 241.94	209.47
	Average of Peak Amounts =				4.9	4.9		
Aroclor-1254	10.560	11.090	74052	22687	4.9	4.9	80.00- 120.00	100.00
	11.100	12.763	66043	36985	4.9	4.9	71.73- 111.73	89.18
	12.490	13.133	102320	24013	4.9	4.9	116.18- 156.18	138.17
	Average of Peak Amounts =				4.9	4.9		
Decachlorobiphenyl	21.783	23.517	31327	9712	0.091	0.11		100.00 (a)

5/16/02

Data File: E3D5790F.D
Report Date: 16-May-2002 13:23

QC Flag Legend

a - Target compound detected but, quantitated amount
Below Limit Of Quantitation(BLOQ).

Data File: \\AVDCADRON\USERDATA\Organic\svoa\E3.1\020515F.B\E3D5791F.D

Date : 15-MAY-2002 23:54

Instrument: E3.1

Client ID: AR1660AL1

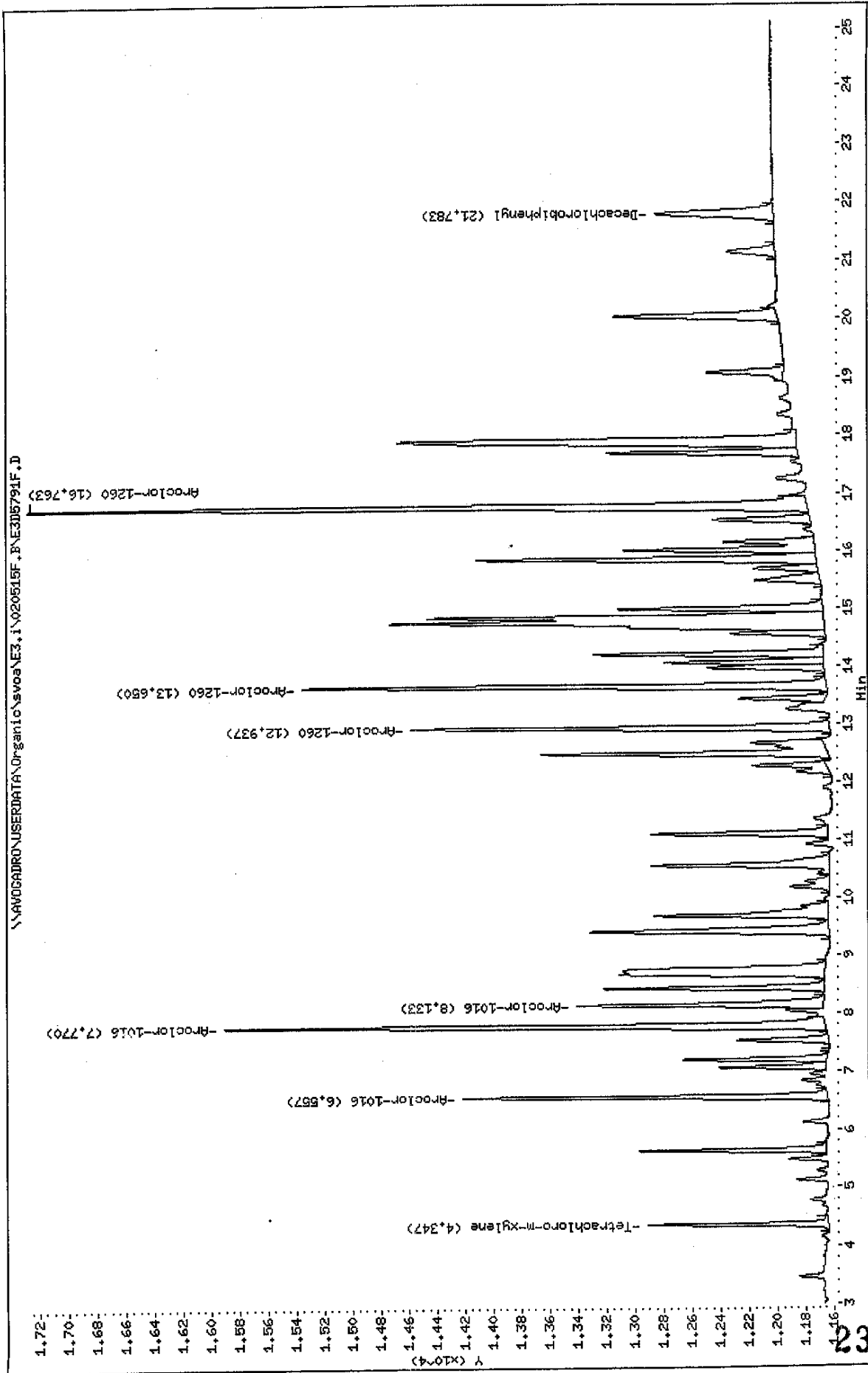
Operator: PETER

Column diameter: 0.53

Sample Info: AR1660AL1,AR1660AL1,,ar1660.sub,,

Volume Injected (ul): 1.0

Column phase: DB-1701



Data File: \\AVOCARDRO\USERDATA\Organic\svoa\E3.i\020515R.BNE3D5791R.D

Date : 15-MAY-2002 23:54

Client ID: AR1660AL1

Sample Info: AR1660AL1,AR1660AL1,,ar1660,sub,,

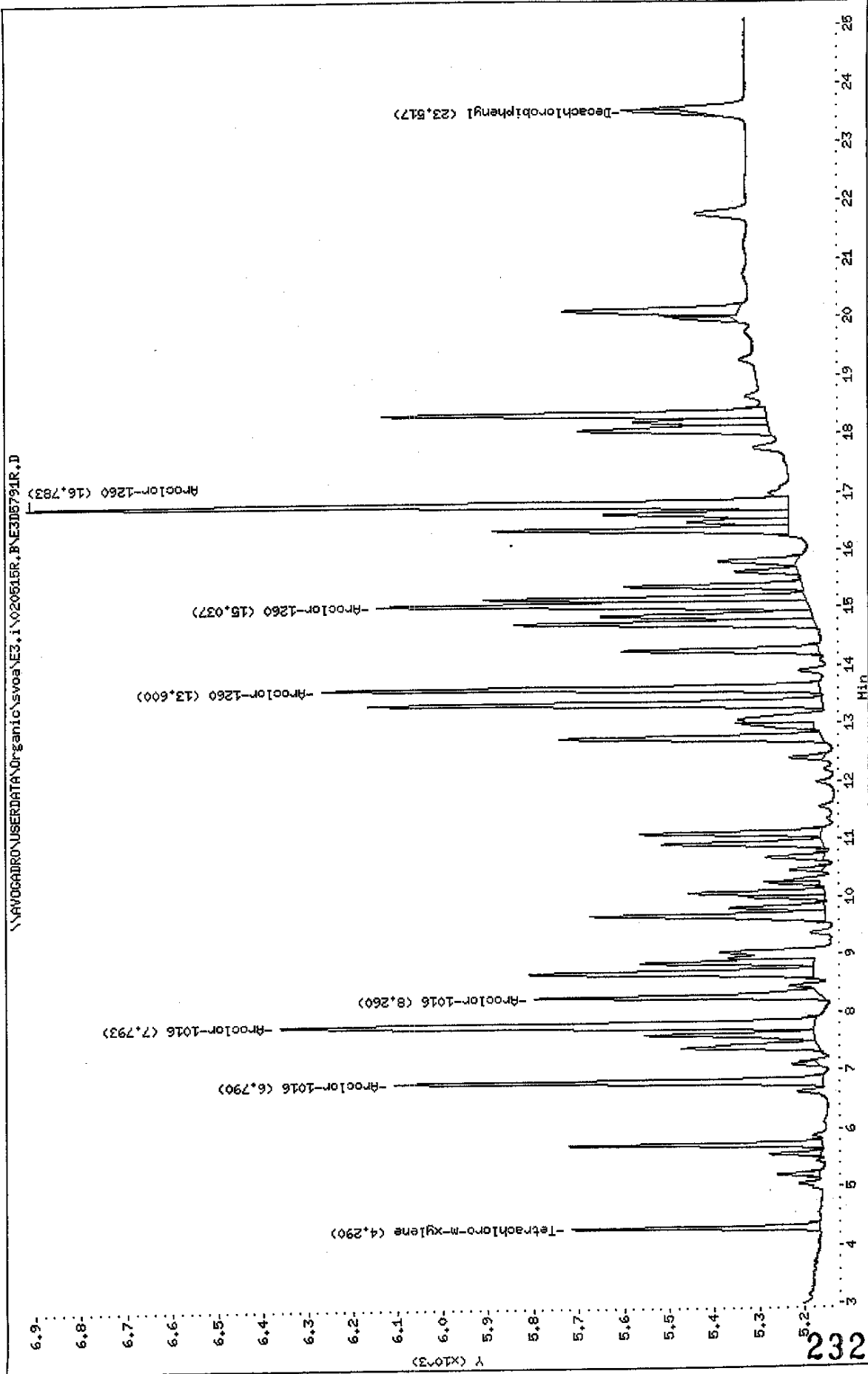
Volume Injected (ul): 1.0

Column phase: DB-608

Instrument: E3.i

Operator: PETER

Column diameter: 0.53



Data File: E3D5791F.D
 Report Date: 16-May-2002 13:23

Mitkem Corporation

Sample #1 : \\AVOGADRO\USERDATA\Organic\svoa\E3.i\020515F.B\E3D5791F.D
 Sample #2 : \\AVOGADRO\USERDATA\Organic\svoa\E3.i\020515R.B\E3D5791R.D
 Inj Date : 15-MAY-2002 23:54
 Sample Info: AR1660AL1,AR1660AL1,,ar1660.sub,,
 Misc Info :
 Cal Date : 16-MAY-2002 09:45
 Operator : PETER
 Inst ID : E3.i
 Dil Factor : 1.000000

Method #1 : \\AVOGADRO\USERDATA\Organic\svoa\E3.i\020515F.B\E3_PCB_F.m
 Method #2 : \\AVOGADRO\USERDATA\Organic\svoa\E3.i\020515R.B\E3_PCB_R.m
 Sub List #1 : ar1660.sub
 Sub List #2 : ar1660.sub
 Col #1 Phase : DB-1701
 Col #2 Phase : DB-608

Concentration Formula: Amt * DF * Uf * Vt / (Vo * Vi)

Name	Value	Description
DF	1.000	Dilution Factor
Uf	1.000	Correction factor
Vt	10000.000	Volume of final extract (uL)
Vo	1000.000	Volume of sample extracted (ml)
Vi	1.000	Volume injected (uL)

Compound	RT#1	RT#2	Resp#1	Resp#2	Conc#1 (ug/L)	Conc#2 (ug/L)	Target Range	Ratio
Tetrachloro-m-xylene	4.347	4.290	1271	549	0.0022	0.0023		100.00 (a)
Aroclor-1016	6.557	6.790	2580	949			80.00- 120.00	100.00 (a)
	7.770	7.793	4250	1186			124.00- 164.00	124.97 (a)
	8.133	8.260	1735	636			58.26- 98.26	67.02 (a)
	Average of Peak Amounts =				0.00	0.00		
Decachlorobiphenyl	21.783	23.517	833	114	0.0024			100.00 (a)
Aroclor-1260	12.937	13.600	2955	1104			80.00- 120.00	100.00 (a)
	13.650	15.037	3708	953			75.09- 115.09	86.32 (a)
	16.763	16.783	5499	1684		0.0098	151.22- 191.22	152.54 (a)
	Average of Peak Amounts =				0.00	0.0098		

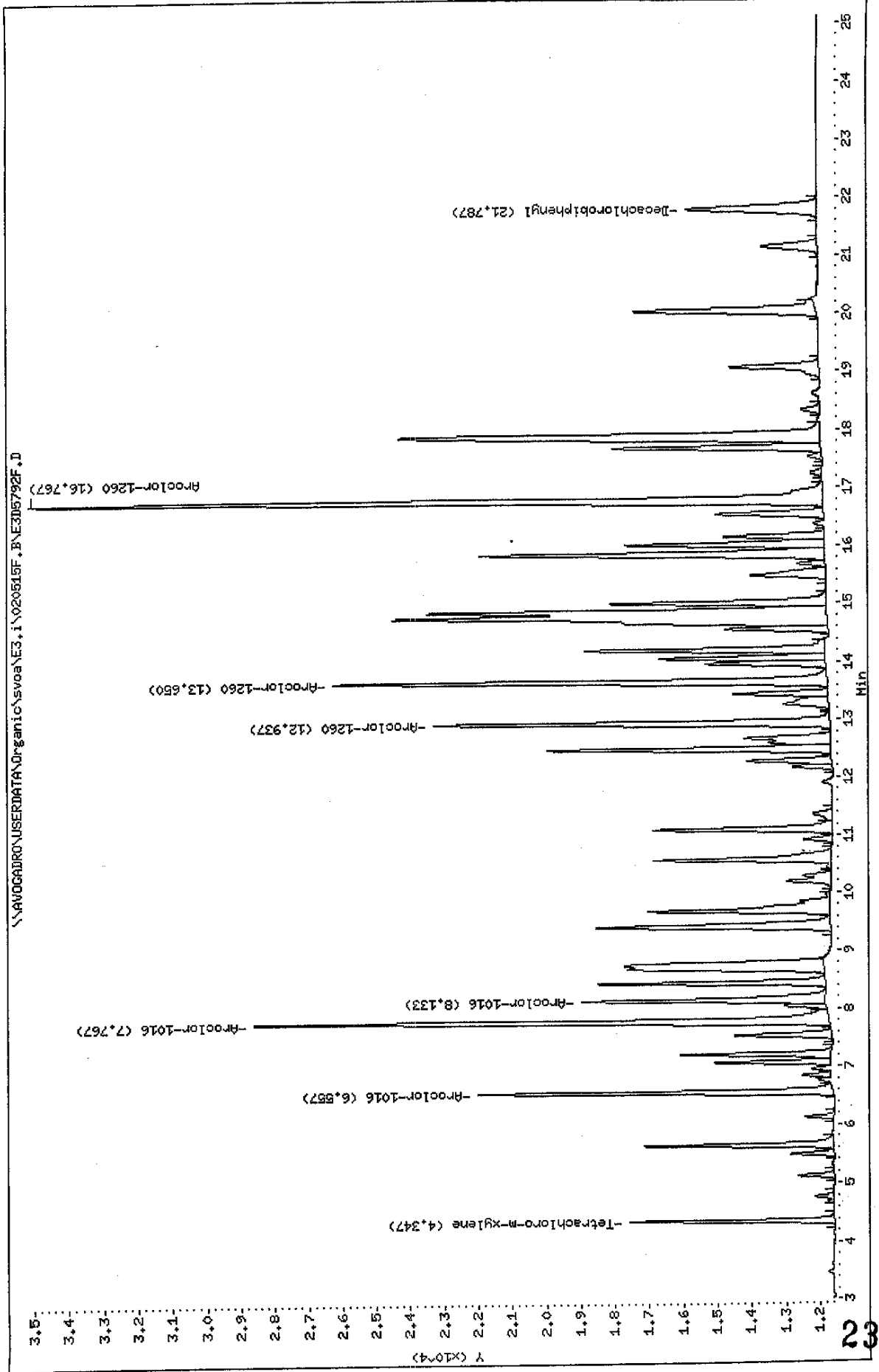
Handwritten signature
 5/16/02

Data File: E3D5791F.D
Report Date: 16-May-2002 13:23

QC Flag Legend

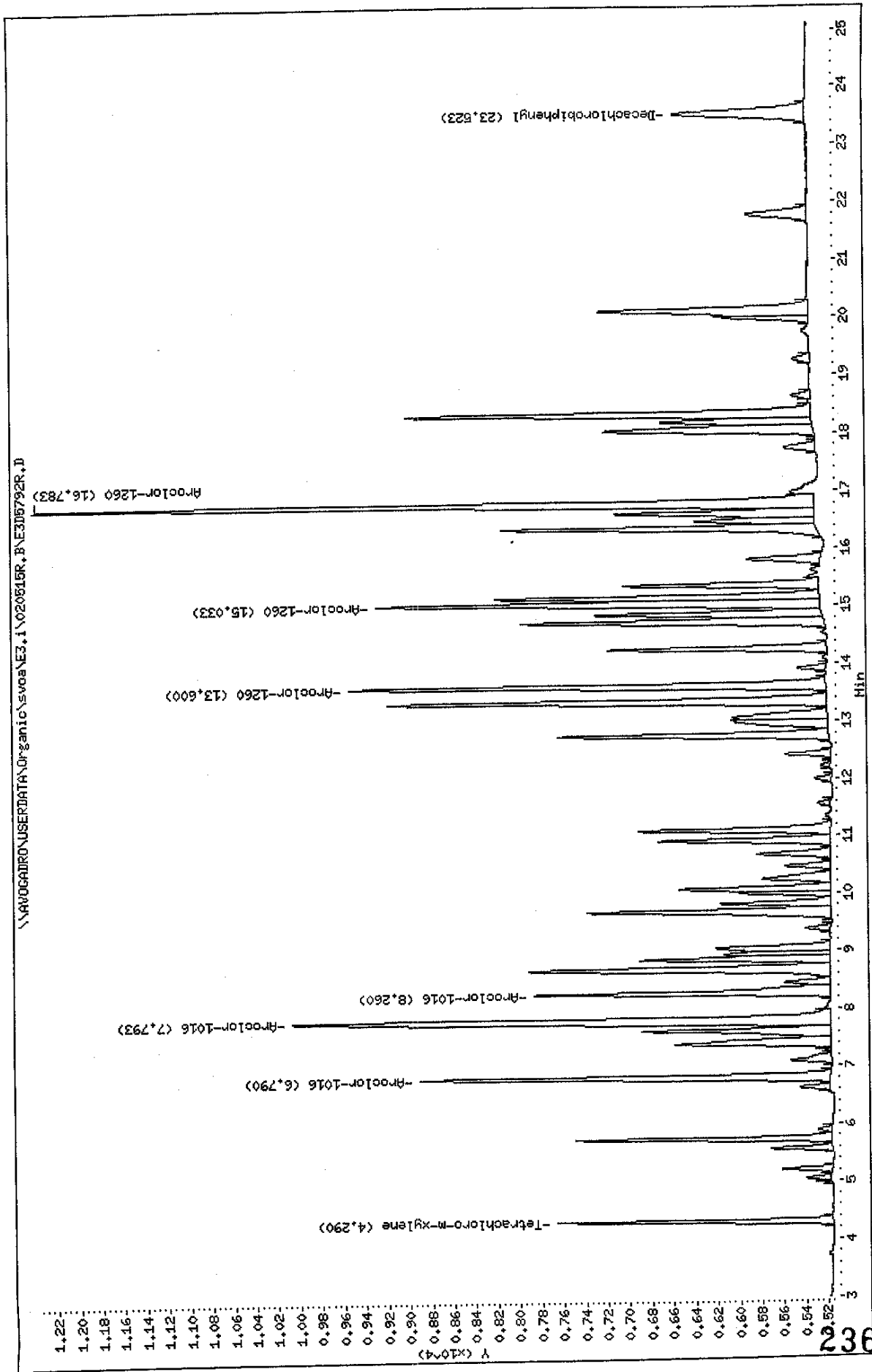
a - Target compound detected but, quantitated amount
Below Limit Of Quantitation(BLOQ).

Data File: \\AVOCADRO\USERDATA\Organic\svoa\E3.i\020515F.P.E3D5792F.D
 Date: 16-MAY-2002 00:23
 Client ID: AR1660AL2
 Sample Info: AR1660AL2,AR1660AL2,,ar1660.sub,,
 Volume Injected (uL): 1.0
 Column phase: DB-1701
 Instrument: E3.i
 Operator: PETER
 Column diameter: 0.53



Data File: \\NAVOGADRON\USERDATA\Organic\svoa\3.i\020615R.F\305792R.D
 Date: 16-MAY-2002 00:23
 Client ID: AR1660AL2
 Sample Info: AR1660AL2,AR1660AL2,,ar1660,sub,,
 Volume Injected (uL): 1.0
 Column phase: DB-608

Instrument: E3.i
 Operator: PETER
 Column diameter: 0.53



Data File: E3D5792F.D
 Report Date: 16-May-2002 13:23

Mitkem Corporation

Sample #1 : \\AVOGADRO\USERDATA\Organic\svoa\E3.i\020515F.B\E3D5792F.D
 Sample #2 : \\AVOGADRO\USERDATA\Organic\svoa\E3.i\020515R.B\E3D5792R.D
 Inj Date : 16-MAY-2002 00:23
 Sample Info: AR1660AL2,AR1660AL2,,ar1660.sub,,
 Misc Info :
 Cal Date : 16-MAY-2002 09:45
 Operator : PETER
 Inst ID : E3.i
 Dil Factor : 1.000000

Method #1 : \\AVOGADRO\USERDATA\Organic\svoa\E3.i\020515F.B\E3_PCB_F.m
 Method #2 : \\AVOGADRO\USERDATA\Organic\svoa\E3.i\020515R.B\E3_PCB_R.m
 Sub List #1 : ar1660.sub
 Sub List #2 : ar1660.sub
 Col #1 Phase : DB-1701
 Col #2 Phase : DB-608

Concentration Formula: Amt * DF * Uf * Vt / (Vo * Vi)

Name	Value	Description
DF	1.000	Dilution Factor
Uf	1.000	Correction factor
Vt	10000.000	Volume of final extract (uL)
Vo	1000.000	Volume of sample extracted (ml)
Vi	1.000	Volume injected (uL)

Compound	RT#1	RT#2	Resp#1	Resp#2	Conc#1 (ug/L)	Conc#2 (ug/L)	Target Range	Ratio
Tetrachloro-m-xylene	4.347	4.290	6008	2495	0.011	0.011		100.00 (a)
Aroclor-1016	6.557	6.790	10390	3725	0.54	0.54	80.00- 120.00	100.00 (a)
	7.767	7.793	16886	4894	0.52	0.53	154.63- 194.63	162.52 (a)
	8.133	8.260	7149	2686	0.54	0.53	53.33- 93.33	68.81 (a)
	Average of Peak Amounts =				0.53	0.53		
Decachlorobiphenyl	21.787	23.523	3833	1189	0.011	0.011		100.00 (a)
Aroclor-1260	12.937	13.600	11635	4346	0.52	0.53	80.00- 120.00	100.00 (a)
	13.650	15.033	14508	4033	0.53	0.53	109.09- 149.09	124.69 (a)
	16.767	16.783	23292	7107	0.52	0.53	192.94- 232.94	200.19 (a)
	Average of Peak Amounts =				0.52	0.53		

7/1/02

Data File: E3D5792F.D
Report Date: 16-May-2002 13:23

QC Flag Legend

a - Target compound detected but, quantitated amount
Below Limit Of Quantitation(BLOQ).

Data File: \\AVOCADRO\USERDATA\Organic\svoa\E3.1\020515F,B\E3D5793F.D

Date: 16-MAY-2002 00:51

Client ID: AR1660AL3

Sample Info: AR1660AL3,AR1660AL3,,ar1660.sub,,

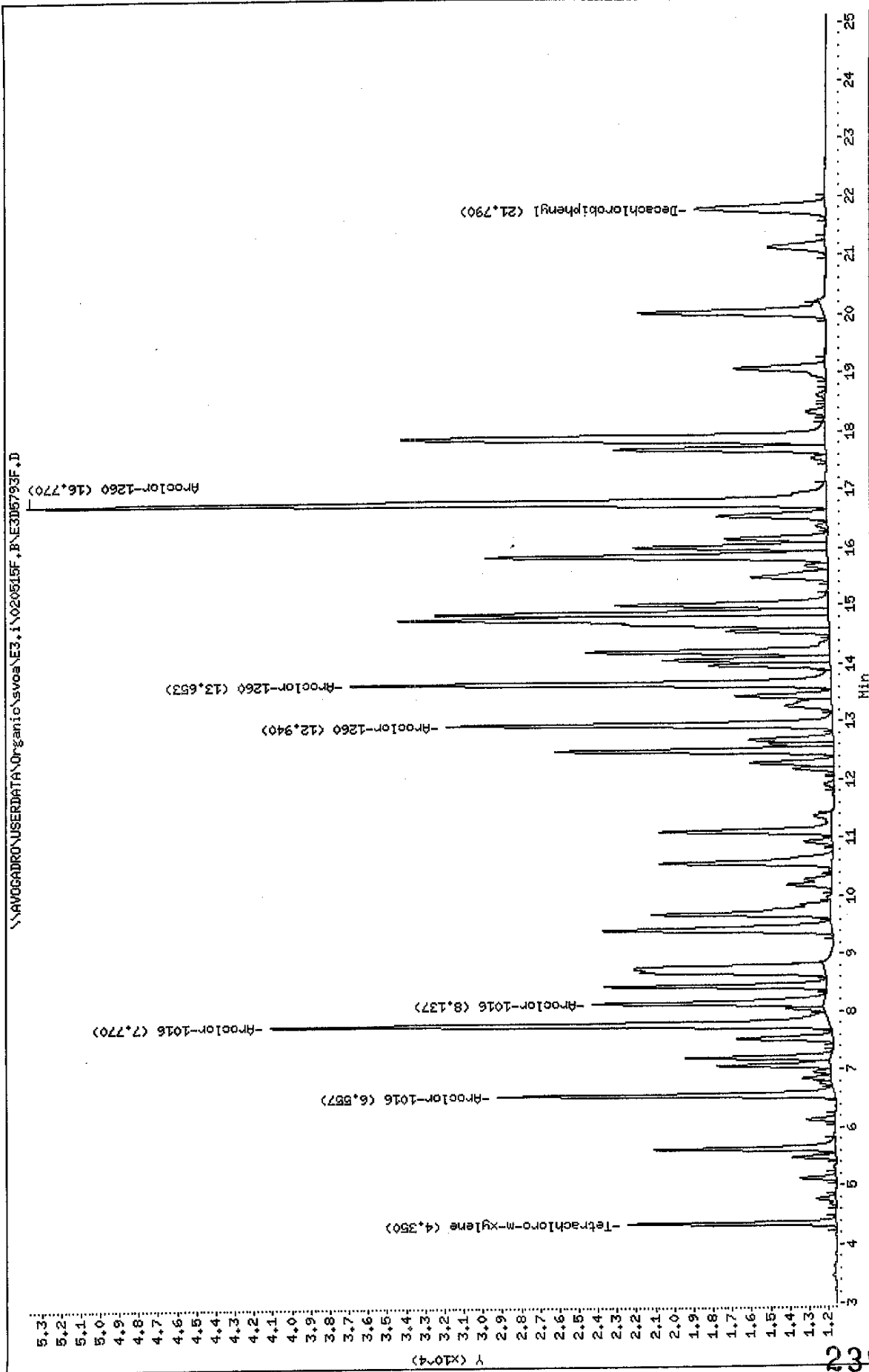
Volume Injected (uL): 1.0

Column phase: DB-1701

Instrument: E3.i

Operator: PETER

Column diameter: 0.53

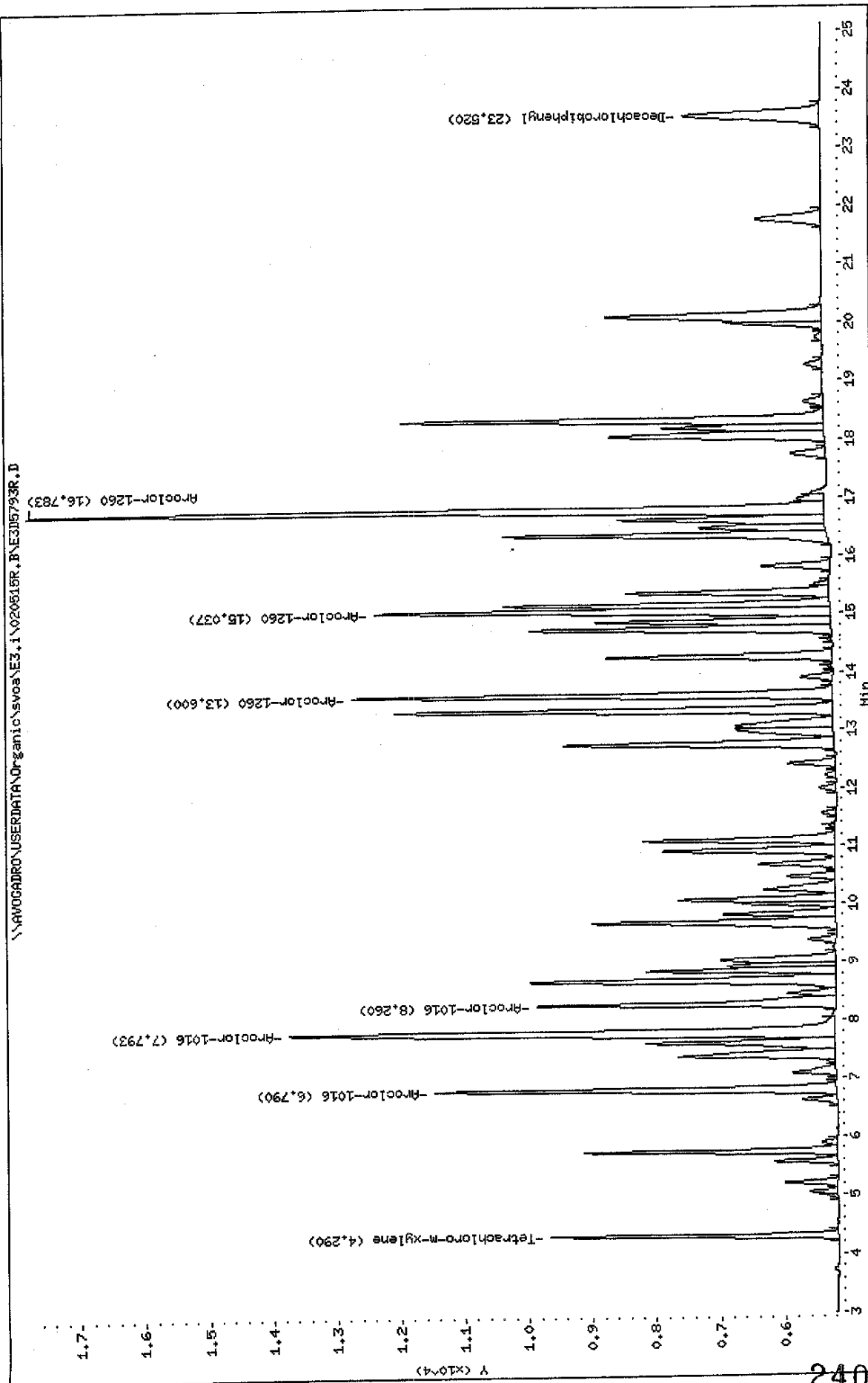


Data File: \AVOGADRO\USERDATA\Organic\svos\E3.1\020515R.B\E3D5793R.D
Date: 16-MAY-2002 00:51
Client ID: AR1660AL3
Sample Info: AR1660AL3,AR1660AL3,,ar1660.sub,,
Volume Injected (ul): 1.0
Column phase: IB-608

Instrument: E3.1

Operator: PETER

Column diameter: 0.53



Data File: E3D5793F.D
 Report Date: 16-May-2002 13:23

Mitkem Corporation

Sample #1 : \\AVOGADRO\USERDATA\Organic\svoa\E3.i\020515F.B\E3D5793F.D
 Sample #2 : \\AVOGADRO\USERDATA\Organic\svoa\E3.i\020515R.B\E3D5793R.D
 Inj Date : 16-MAY-2002 00:51
 Sample Info: AR1660AL3,AR1660AL3,,ar1660.sub,,
 Misc Info :
 Cal Date : 16-MAY-2002 09:45
 Operator : PETER
 Inst ID : E3.i
 Dil Factor : 1.000000

Method #1 : \\AVOGADRO\USERDATA\Organic\svoa\E3.i\020515F.B\E3_PCB_F.m
 Method #2 : \\AVOGADRO\USERDATA\Organic\svoa\E3.i\020515R.B\E3_PCB_R.m
 Sub List #1 : ar1660.sub
 Sub List #2 : ar1660.sub
 Col #1 Phase : DB-1701
 Col #2 Phase : DB-608

Concentration Formula: $Amt * DF * Uf * Vt / (Vo * Vi)$

Name	Value	Description
DF	1.000	Dilution Factor
Uf	1.000	Correction factor
Vt	10000.000	Volume of final extract (uL)
Vo	1000.000	Volume of sample extracted (ml)
Vi	1.000	Volume injected (uL)

Compound	RT#1	RT#2	Resp#1	Resp#2	Conc#1 (ug/L)	Conc#2 (ug/L)	Target Range	Ratio
Tetrachloro-m-xylene	4.350	4.290	10879	4480	0.019	0.019		100.00 (a)
Aroclor-1016	6.557	6.790	17568	6283	1.1	1.1	80.00- 120.00	100.00
	7.770	7.793	29171	8539	1.1	1.1	154.63- 194.63	166.05
	8.137	8.260	12064	4659	1.1	1.1	53.33- 93.33	68.67
Average of Peak Amounts =					1.1	1.1		
Decachlorobiphenyl	21.790	23.520	6800	2116	0.020	0.022		100.00 (a)
Aroclor-1260	12.940	13.600	20127	7509	1.1	1.1	80.00- 120.00	100.00
	13.653	15.037	25082	7113	1.1	1.1	109.09- 149.09	124.62
	16.770	16.783	41668	12480	1.1	1.0	192.94- 232.94	207.03
Average of Peak Amounts =					1.1	1.1		

Handwritten signature
 5/16/02

Data File: E3D5793F.D
Report Date: 16-May-2002 13:23

QC Flag Legend

a - Target compound detected but, quantitated amount
Below Limit Of Quantitation(BLOQ).

Data File: \\AVOCARDRO\USERDATA\Organic\svoc\E3.i\020618F.B\E3D5794F.D

Date: 16-MAY-2002 01:19

Client ID: AR1660AL4

Sample Info: AR1660AL4,AR1660AL4,,ar1660.sub,,

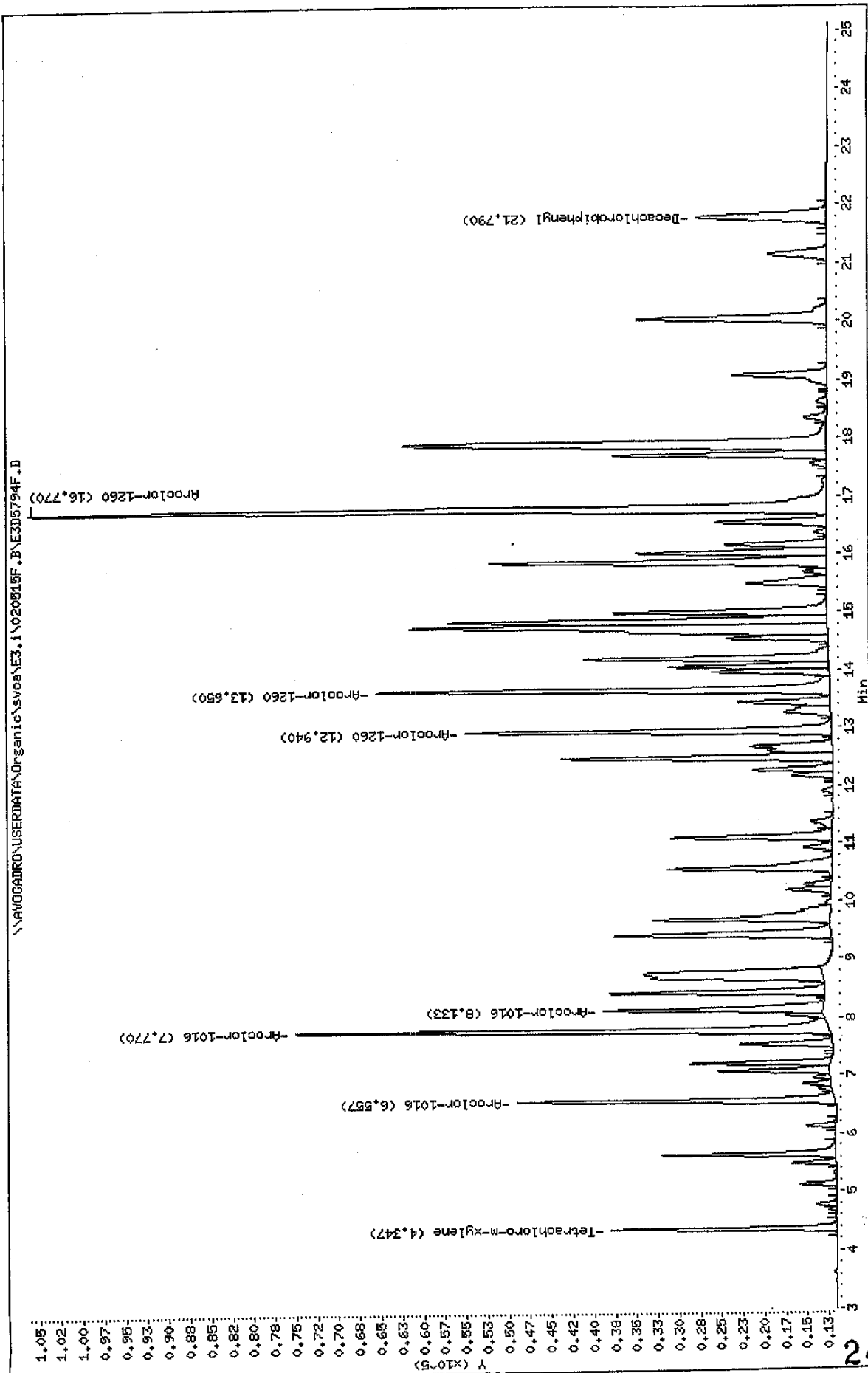
Volume Injected (uL): 1.0

Column phase: DB-1701

Instrument: E3.i

Operator: PETER

Column diameter: 0.53



Data File: \\NAVOGADRO\USERDATA\Organic\svoa\ES3.i\020515R.B\AE3D5794R.D

Date: 16-MAY-2002 01:19

Client ID: AR1660AL4

Sample Info: AR1660AL4,AR1660AL4,,ar1660.sub,,

Volume Injected (uL): 1.0

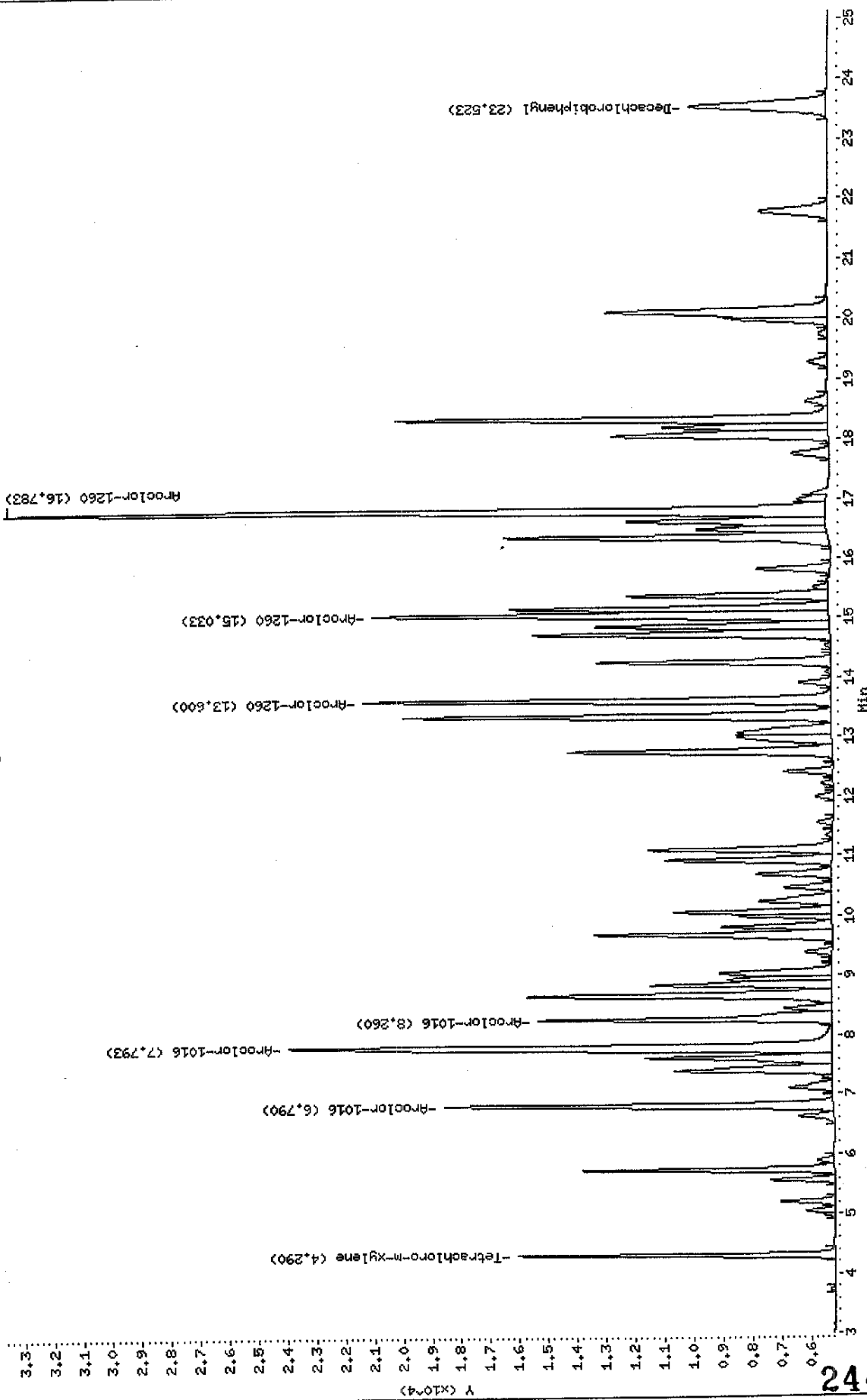
Column phase: DB-608

Instrument: E3.i

Operator: PETER

Column diameter: 0.53

\\NAVOGADRO\USERDATA\Organic\svoa\ES3.i\020515R.B\AE3D5794R.D



Data File: E3D5794F.D
 Report Date: 16-May-2002 13:23

Mitkem Corporation

Sample #1 : \\AVOGADRO\USERDATA\Organic\svoa\E3.i\020515F.B\E3D5794F.D
 Sample #2 : \\AVOGADRO\USERDATA\Organic\svoa\E3.i\020515R.B\E3D5794R.D
 Inj Date : 16-MAY-2002 01:19
 Sample Info: AR1660AL4,AR1660AL4,,ar1660.sub,,
 Misc Info :
 Cal Date : 16-MAY-2002 09:45
 Operator : PETER
 Inst ID : E3.i
 Dil Factor : 1.000000

Method #1 : \\AVOGADRO\USERDATA\Organic\svoa\E3.i\020515F.B\E3_PCB_F.m
 Method #2 : \\AVOGADRO\USERDATA\Organic\svoa\E3.i\020515R.B\E3_PCB_R.m
 Sub List #1 : ar1660.sub
 Sub List #2 : ar1660.sub
 Col #1 Phase : DB-1701
 Col #2 Phase : DB-608

Concentration Formula: Amt * DF * Uf * Vt / (Vo * Vi)

Name	Value	Description
DF	1.000	Dilution Factor
Uf	1.000	Correction factor
Vt	10000.000	Volume of final extract (uL)
Vo	1000.000	Volume of sample extracted (ml)
Vi	1.000	Volume injected (uL)

Compound	RT#1	RT#2	Resp#1	Resp#2	Conc#1 (ug/L)	Conc#2 (ug/L)	Target Range	Ratio
Tetrachloro-m-xylene	4.347	4.290	26477	10871	0.047	0.046		100.00 (a)
Aroclor-1016	6.557	6.790	37208	13385	2.6	2.6	80.00- 120.00	100.00
	7.770	7.793	62570	18681	2.6	2.6	154.63- 194.63	168.16
	8.133	8.260	25756	10063	2.6	2.6	53.33- 93.33	69.22
	Average of Peak Amounts =				2.6	2.6		
Decachlorobiphenyl	21.790	23.523	15259	4681	0.044	0.052		100.00 (a)
Aroclor-1260	12.940	13.600	43045	16082	2.6	2.6	80.00- 120.00	100.00
	13.650	15.033	53339	15689	2.6	2.6	109.09- 149.09	123.91
	16.770	16.783	93623	28221	2.6	2.6	192.94- 232.94	217.50
	Average of Peak Amounts =				2.6	2.6		

Handwritten signature/initials

Data File: E3D5794F.D
Report Date: 16-May-2002 13:23

QC Flag Legend

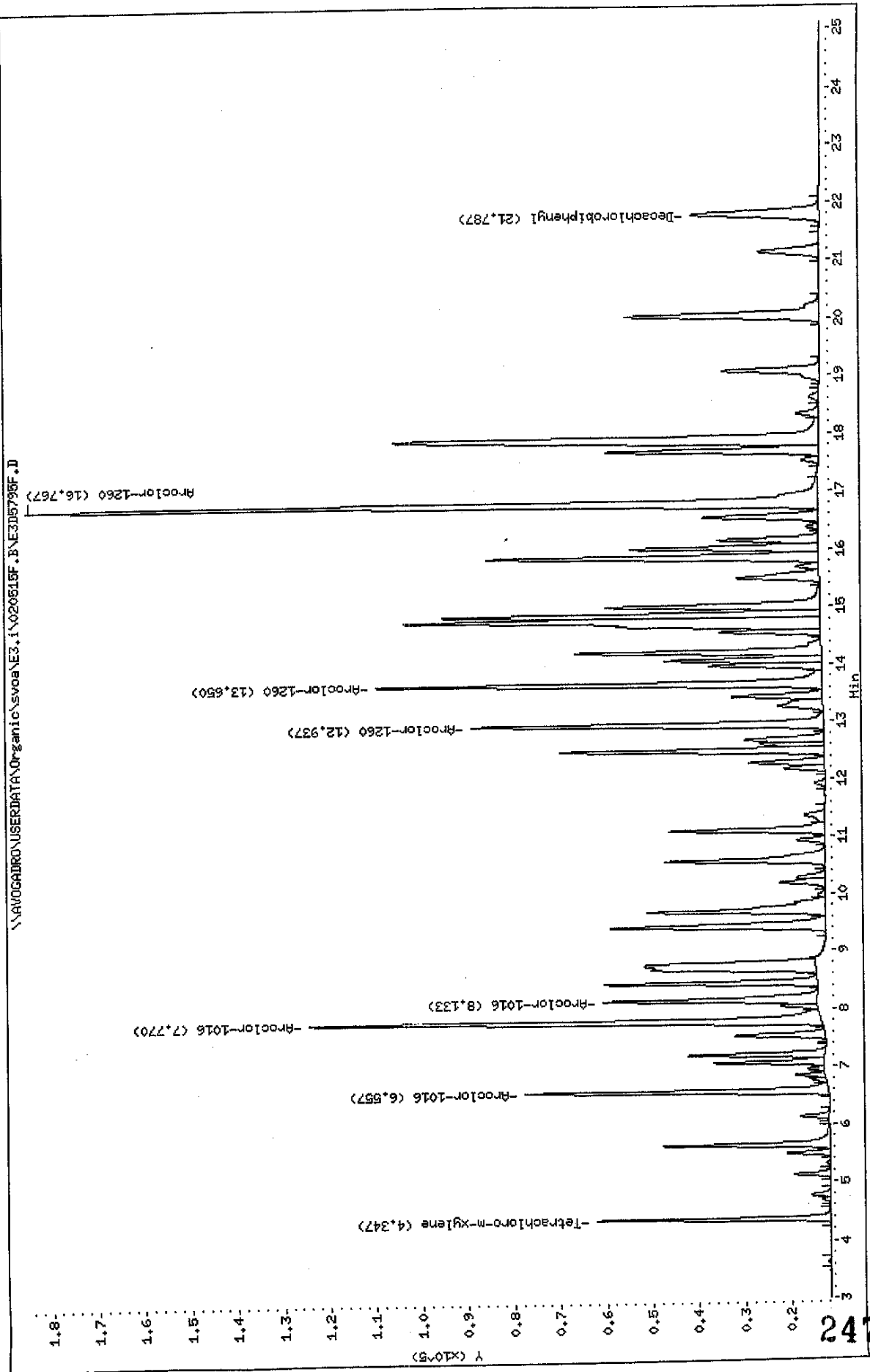
a - Target compound detected but, quantitated amount
Below Limit Of Quantitation(BLOQ).

Data File: \\AVOCADRO\USERDATA\Organic\svoa\E3.1\020515F.B\E3D5795F.D
Date: 16-MAY-2002 01:48
Client ID: AR1660AL5
Sample Info: AR1660AL5,AR1660AL5,,ar1660.sub,,
Volume Injected (ul): 1.0
Column phase: DB-1701

Instrument: E3.1

Operator: PETER

Column diameter: 0.53



Data File: \\AV064DR0\USERDATA\Organic\svos\E3.i\020515R.F\E3D579BR.D

Date: 16-MAY-2002 01:48

Client ID: AR1660AL5

Sample Info: AR1660AL5,AR1660AL5,,ar1660.sub,,

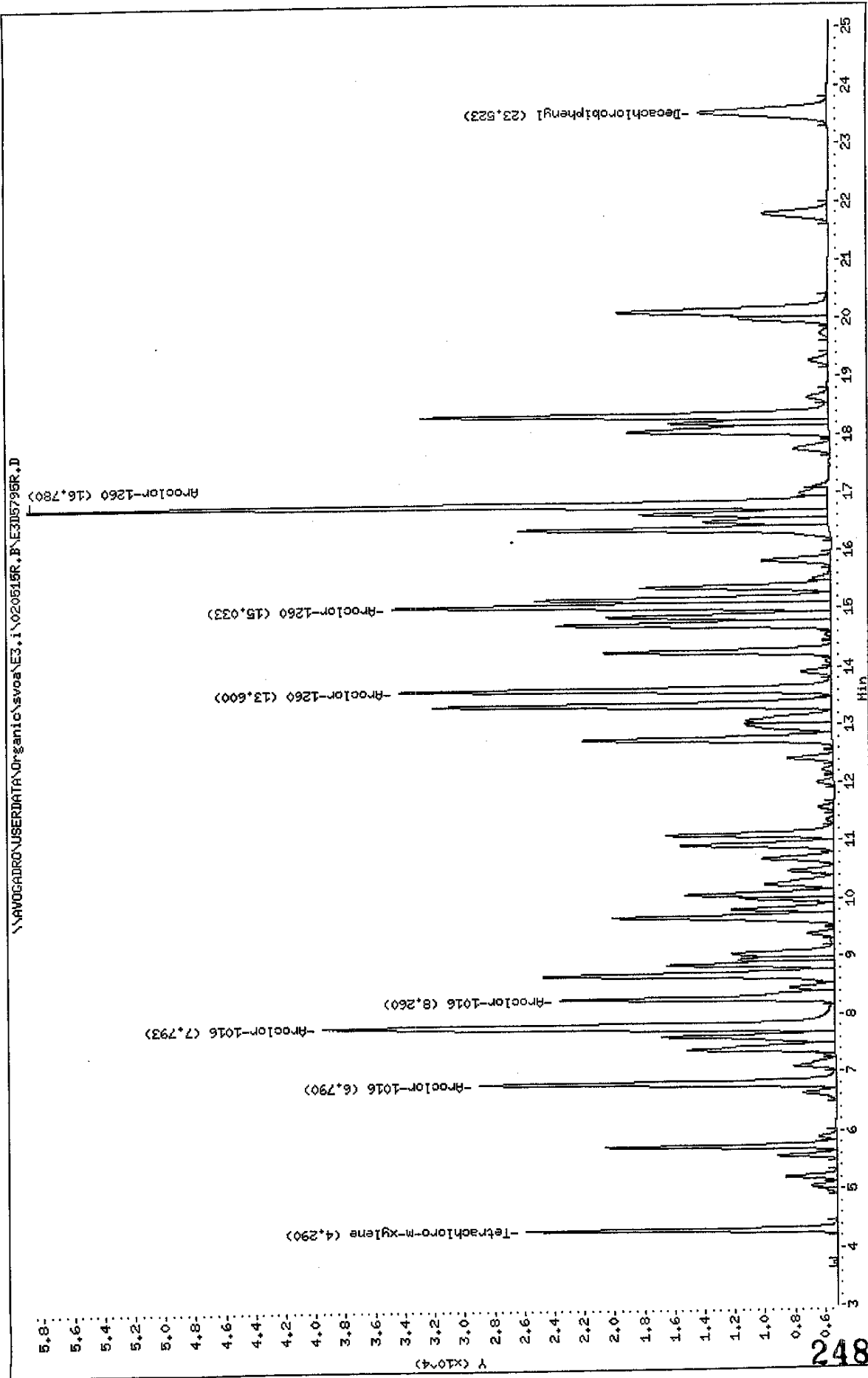
Volume Injected (uL): 1.0

Column phase: DB-608

Instrument: E3.i

Operator: PETER

Column diameter: 0.53



Data File: E3D5795F.D
 Report Date: 16-May-2002 13:23

Mitkem Corporation

Sample #1 : \\AVOGADRO\USERDATA\Organic\svoa\E3.i\020515F.B\E3D5795F.D
 Sample #2 : \\AVOGADRO\USERDATA\Organic\svoa\E3.i\020515R.B\E3D5795R.D
 Inj Date : 16-MAY-2002 01:48
 Sample Info: AR1660AL5,AR1660AL5,,ar1660.sub,,
 Misc Info :
 Cal Date : 16-MAY-2002 09:46
 Operator : PETER
 Inst ID : E3.i
 Dil Factor : 1.000000

Method #1 : \\AVOGADRO\USERDATA\Organic\svoa\E3.i\020515F.B\E3_PCB_F.m
 Method #2 : \\AVOGADRO\USERDATA\Organic\svoa\E3.i\020515R.B\E3_PCB_R.m
 Sub List #1 : ar1660.sub
 Sub List #2 : ar1660.sub
 Col #1 Phase : DB-1701
 Col #2 Phase : DB-608

Concentration Formula: $Amt * DF * Uf * Vt / (Vo * Vi)$

Name	Value	Description
DF	1.000	Dilution Factor
Uf	1.000	Correction factor
Vt	10000.000	Volume of final extract (uL)
Vo	1000.000	Volume of sample extracted (ml)
Vi	1.000	Volume injected (uL)

Compound	RT#1	RT#2	Resp#1	Resp#2	Conc#1 (ug/L)	Conc#2 (ug/L)	Target Range	Ratio
Tetrachloro-m-xylene	4.347	4.290	50402	20659	0.090	0.088		100.00
Aroclor-1016	6.557	6.790	65478	23779	4.9	4.9	80.00- 120.00	100.00
	7.770	7.793	111373	34248	4.9	4.9	154.63- 194.63	170.09
	8.133	8.260	46112	18263	4.9	4.9	53.33- 93.33	70.42
	Average of Peak Amounts =				4.9	4.9		
Decachlorobiphenyl	21.787	23.523	27645	8599	0.080	0.098		100.00
Aroclor-1260	12.937	13.600	76353	28854	4.9	4.9	80.00- 120.00	100.00
	13.650	15.033	96828	29272	4.9	4.9	109.09- 149.09	126.82
	16.767	16.780	171580	53265	4.9	5.0	192.94- 232.94	224.72
	Average of Peak Amounts =				4.9	4.9		

Handwritten signature
 5/16/02

Data File: \\AVOCADRON\USERDATA\Organic\svos\E2.i\020515F.B\E2D0588F.D

Date: 17-MAY-2002 23:48

Client ID: AR1248R1

Sample Info: AR1248R1,AR1248R1,,ar1248.sub

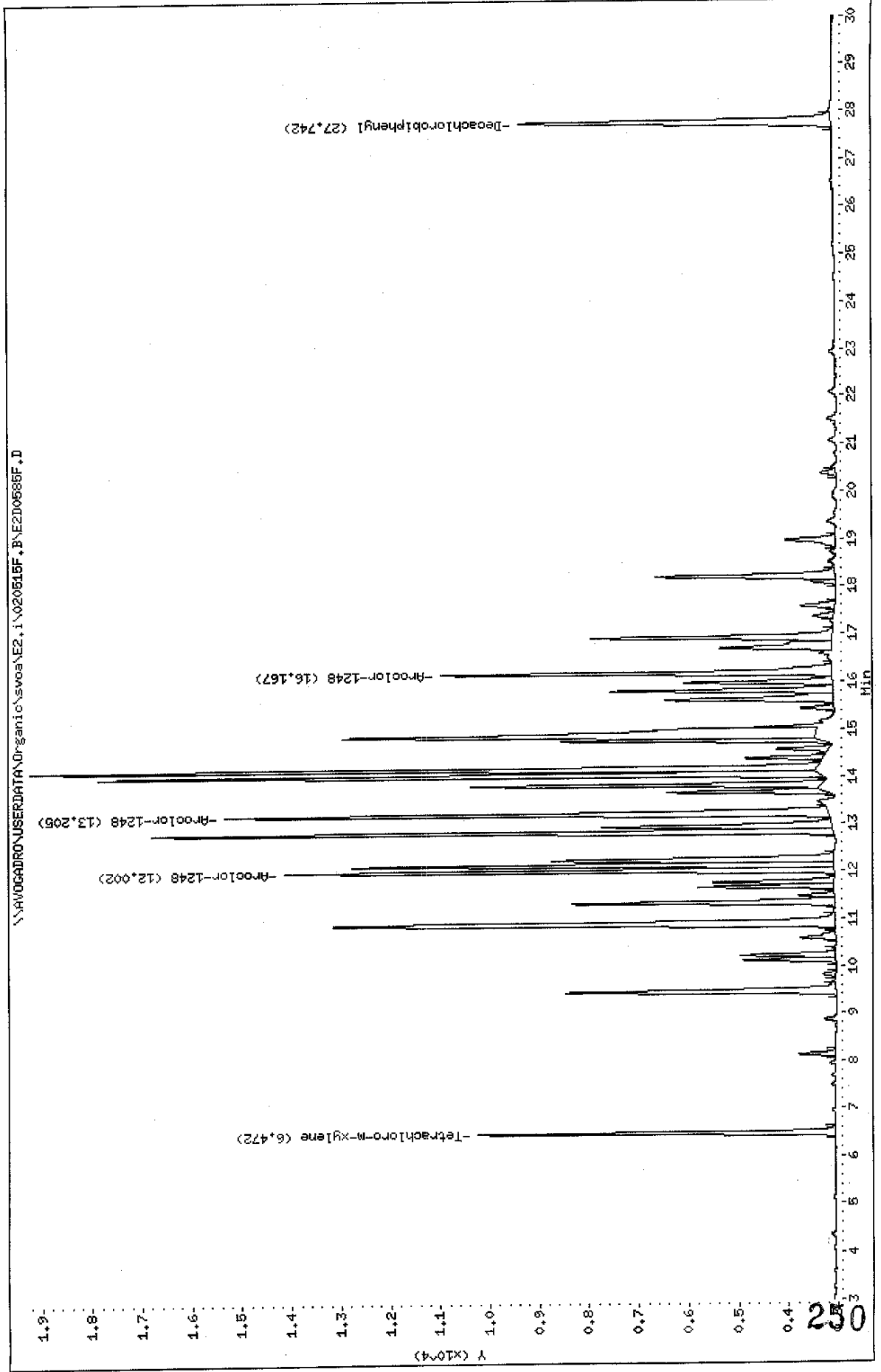
Volume Injected (uL): 1.0

Column phase: RtXCLPPest 2

Instrument: E2.i

Operator: GHL

Column diameter: 0.53

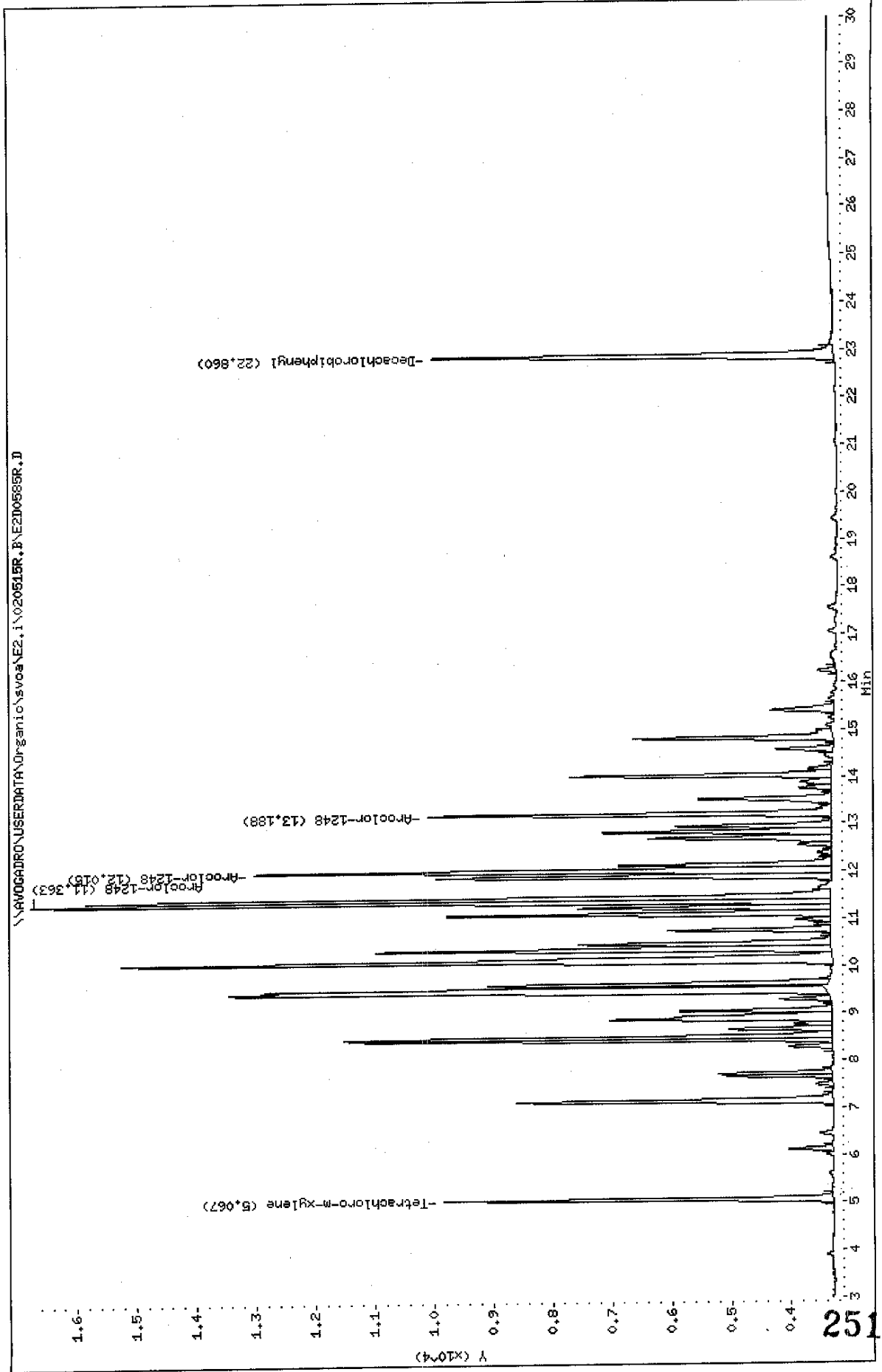


Data File: \\AVOCADRO\USERDATA\Organic\svos\VE2.i\020515R.B\E2D0588R.D
Date : 17-MAY-2002 23:48
Client ID: ARI1248R1
Sample Info: ARI1248R1,ARI1248R1,,ar1248.sub
Volume Injected (uL): 1.0
Column phase: Rt:CLPPest

Instrument: E2.i

Operator: GHL

Column diameter: 0.53



Data File: E2D0585F.D
 Report Date: 20-May-2002 10:30

Mitkem Corporation

Sample #1 : \\AVOGADRO\USERDATA\Organic\svoa\E2.i\020515F.B\E2D0585F.D
 Sample #2 : \\AVOGADRO\USERDATA\Organic\svoa\E2.i\020515R.B\E2D0585R.D
 Inj Date : 17-MAY-2002 23:48
 Sample Info: AR1248R1,AR1248R1,,ar1248.sub
 Misc Info : 2,3,,1
 Cal Date : 20-MAY-2002 07:46
 Operator : GML
 Inst ID : E2.i
 Dil Factor : 1.000000

Method #1 : \\AVOGADRO\USERDATA\Organic\svoa\E2.i\020515F.B\E2_PCB_F.m
 Method #2 : \\AVOGADRO\USERDATA\Organic\svoa\E2.i\020515R.B\E2_PCB_R.m
 Sub List #1 : ar1248.sub
 Sub List #2 : ar1248.sub
 Col #1 Phase : RtxCLPPest 2
 Col #2 Phase : RtxCLPPest

Concentration Formula: Amt * DF * Uf * Vt / (Vo * Vi)

Name	Value	Description
DF	1.000	Dilution Factor
Uf	1.000	Correction factor
Vt	10000.000	Volume of final extract (uL)
Vo	1000.000	Volume of sample extracted (ml)
Vi	1.000	Volume injected (uL)

Compound	RT#1	RT#2	Resp#1	Resp#2	Conc#1 (ug/L)	Conc#2 (ug/L)	Target Range	Ratio
Tetrachloro-m-xylene	6.472	5.067	7196	6547	0.021	0.020		100.00(a)
Aroclor-1248	12.002	11.363	11083	13432	1.0	1.0	80.00- 120.00	100.00
	13.205	12.015	12179	9711	1.0	1.0	90.53- 130.53	109.89
	16.167	13.188	7878	6782	1.0	1.0	51.03- 91.03	71.08
	Average of Peak Amounts =				1.0	1.0		
Decachlorobiphenyl	27.742	22.860	6288	6754	0.024	0.025		100.00(a)

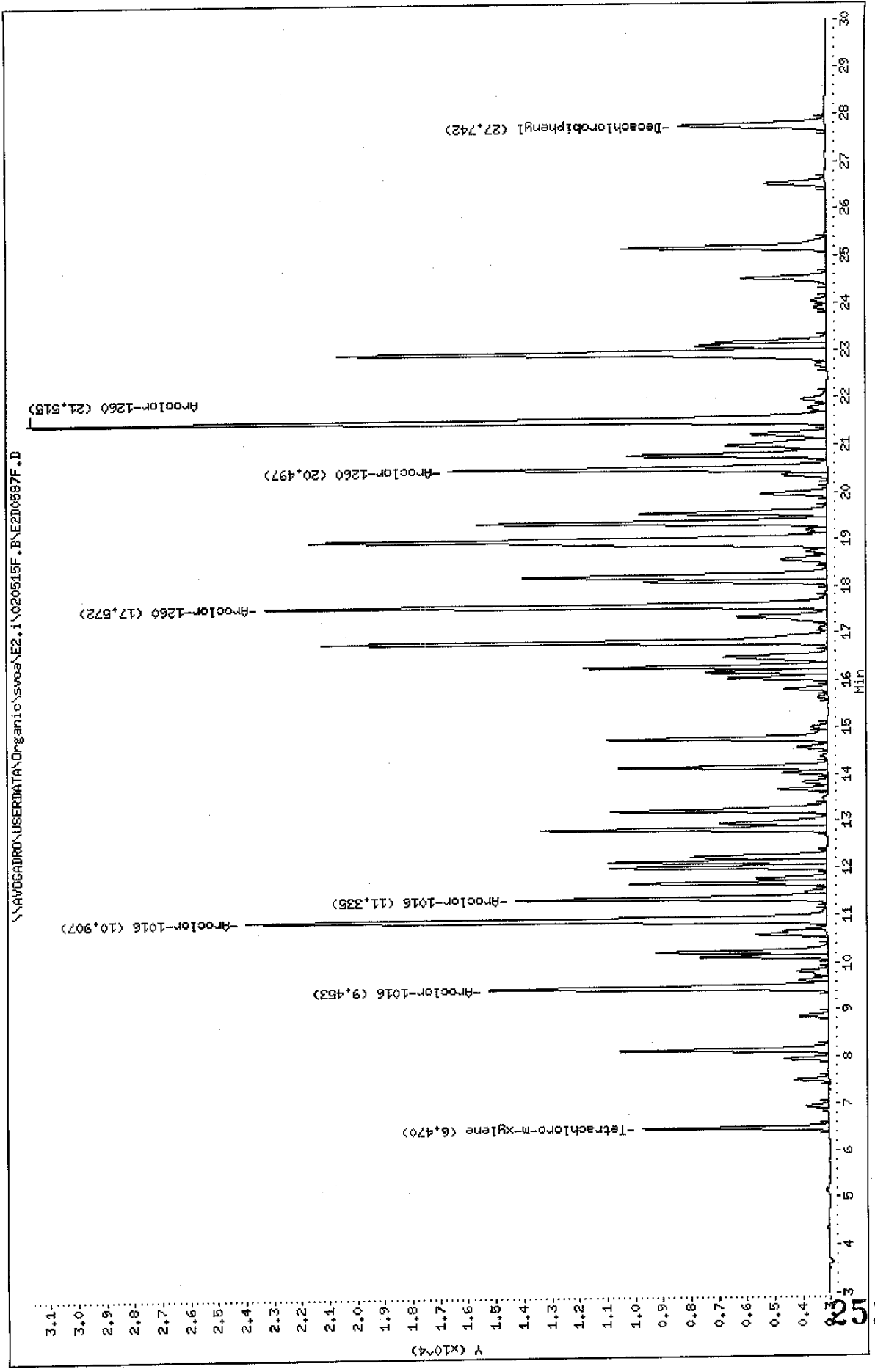
QC Flag Legend

a - Target compound detected but, quantitated amount
 Below Limit Of Quantitation(BLOQ).

[Handwritten signature]

Data File: \\AVOCADRO\USERDATA\Organic\svos\E2.i\020515F.BAE2D0587F.D
 Date: 18-MAY-2002 00:54
 Client ID: AR1660R1
 Sample Info: AR1660R1,AR1660R1,,ar1660.sub
 Volume Injected (uL): 1.0
 Column phase: Rt*CLPPest 2

Instrument: E2.i
 Operator: GML
 Column diameter: 0.53

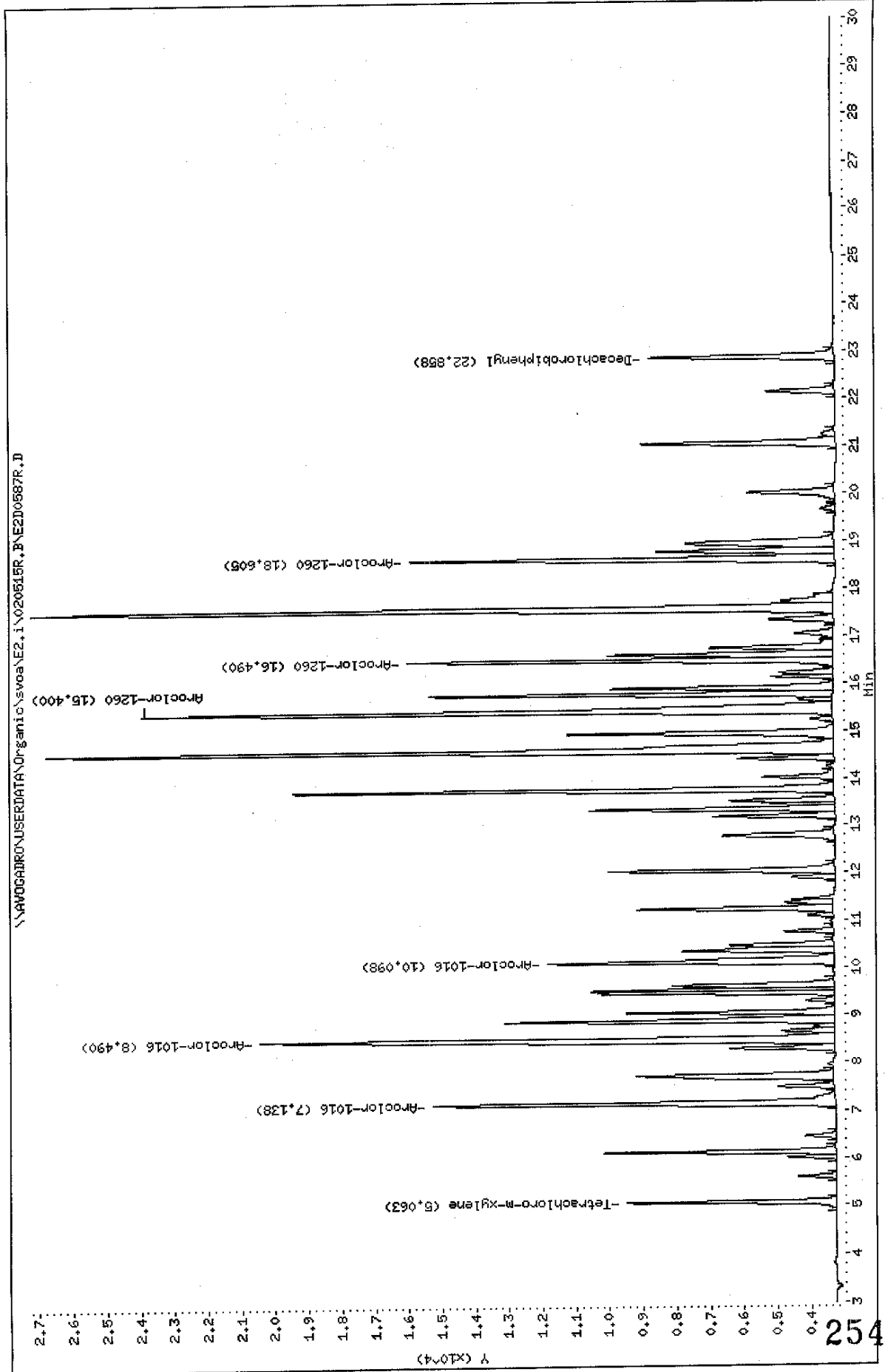


Data File: \\NAVOGHDR01\USERDATA\Organic\svoa\E2.i\020515R.B\E2D0587R.D
Date: 18-MAY-2002 00:54
Client ID: AR1660R1
Sample Info: AR1660R1,AR1660R1,,ar1660.sub
Volume Injected (uL): 1.0
Column phase: RtxCLPPest

Instrument: E2.1

Operator: CHL

Column diameter: 0.53



Data File: E2D0587F.D
 Report Date: 20-May-2002 10:30

Mitkem Corporation

Sample #1 : \\AVOGADRO\USERDATA\Organic\svoa\E2.i\020515F.B\E2D0587F.D
 Sample #2 : \\AVOGADRO\USERDATA\Organic\svoa\E2.i\020515R.B\E2D0587R.D
 Inj Date : 18-MAY-2002 00:54
 Sample Info: AR1660R1,AR1660R1,,ar1660.sub
 Misc Info : 2,3,,1
 Cal Date : 20-MAY-2002 07:47
 Operator : GML
 Inst ID : E2.i
 Dil Factor : 1.000000

Method #1 : \\AVOGADRO\USERDATA\Organic\svoa\E2.i\020515F.B\E2_PCB_F.m
 Method #2 : \\AVOGADRO\USERDATA\Organic\svoa\E2.i\020515R.B\E2_PCB_R.m
 Sub List #1 : ar1660.sub
 Sub List #2 : ar1660.sub
 Col #1 Phase : RtxCLPPest 2
 Col #2 Phase : RtxCLPPest

Concentration Formula: Amt * DF * Uf * Vt / (Vo * Vi)

Name	Value	Description
DF	1.000	Dilution Factor
Uf	1.000	Correction factor
Vt	10000.000	Volume of final extract (uL)
Vo	1000.000	Volume of sample extracted (ml)
Vi	1.000	Volume injected (uL)

Compound	RT#1	RT#2	Resp#1	Resp#2	Conc#1 (ug/L)	Conc#2 (ug/L)	Target Range	Ratio
Tetrachloro-m-xylene	6.470	5.063	6703	6233	0.020	0.019		100.00(a)
Aroclor-1016	9.453	7.138	12211	12002	1.00	0.97	80.00- 120.00	100.00
	10.907	8.490	20921	17148	1.0	1.0	152.69- 192.69	171.33
	11.335	10.098	11200	8537	1.0	0.99	72.81- 112.81	91.72
	Average of Peak Amounts =				1.0	0.99		
Decachlorobiphenyl	27.742	22.858	5253	5517	0.020	0.020		100.00(a)
Aroclor-1260	17.572	15.400	20226	20635	1.0	1.0	80.00- 120.00	100.00
	20.497	16.490	13622	12705	1.0	1.0	46.86- 86.86	67.35
	21.515	18.605	28695	12700	1.0	1.0	122.10- 162.10	141.87
	Average of Peak Amounts =				1.0	1.0		

Handwritten signature/initials

Data File: E2D0587F.D
Report Date: 20-May-2002 10:30

QC Flag Legend

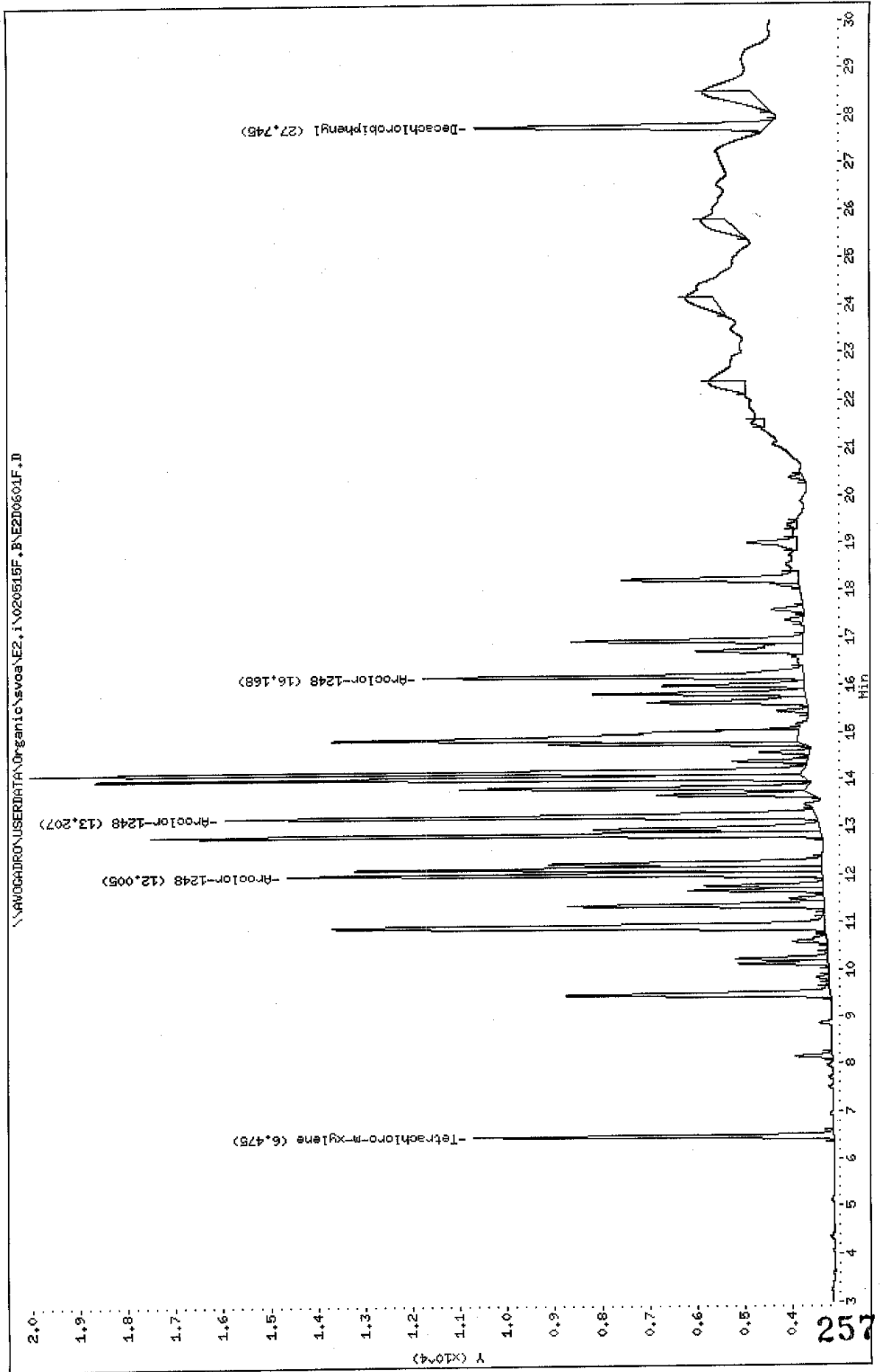
a - Target compound detected but, quantitated amount
Below Limit Of Quantitation(BLOQ).

Data File: \\AVOCADRO\USERDATA\Organic\svoa\E2.i\020515F.BAE2D0601F.D
Date : 18-MAY-2002 08:35
Client ID: AR1248R2
Sample Info: AR1248R2,AR1248R2,,ar1248.sub
Volume Injected (uL): 1.0
Column phase: RtxC1Ppest 2

Instrument: E2.1

Operator: GHL

Column diameter: 0.53

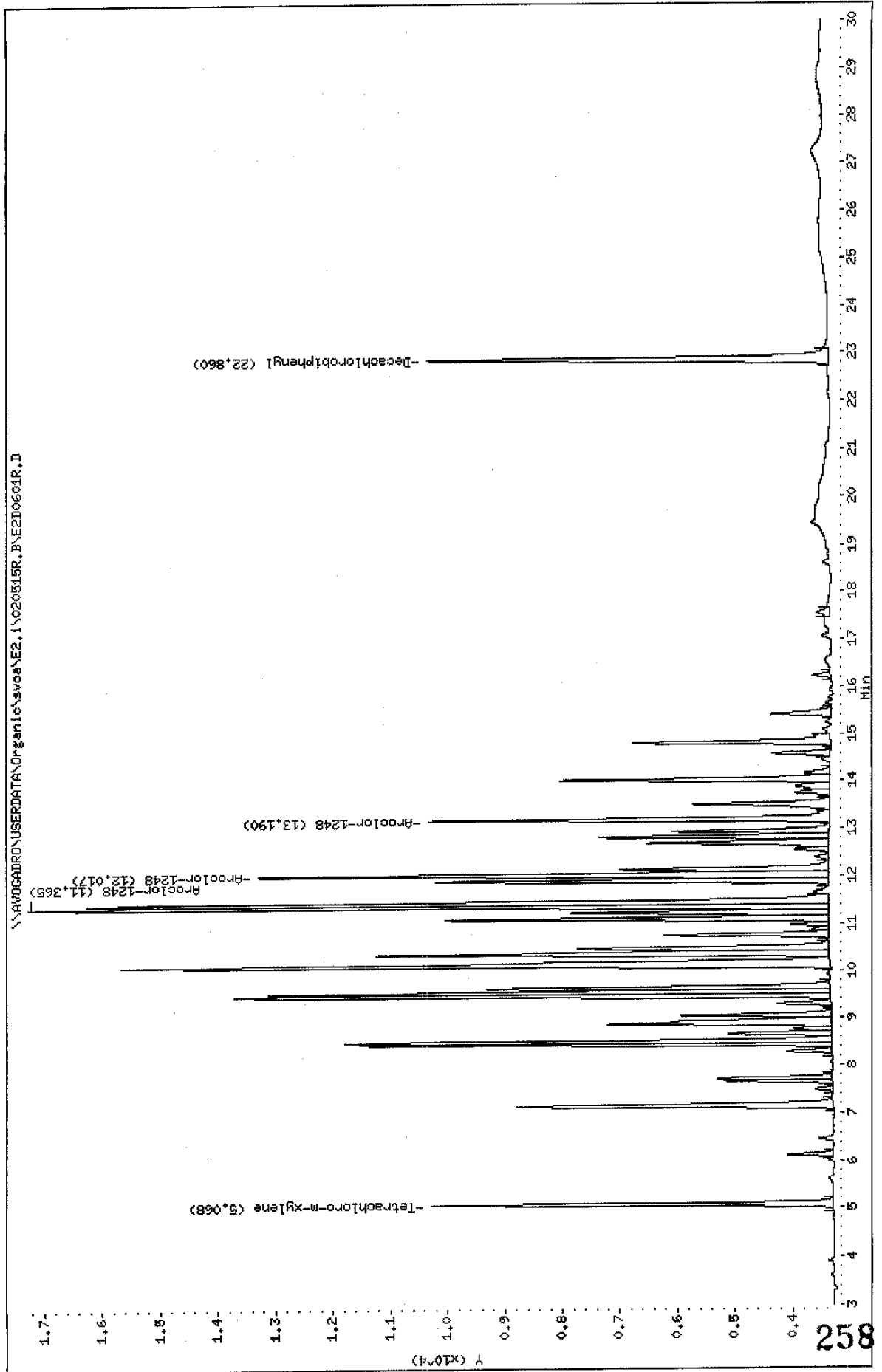


Data File: \\AV06ADRO\USERDATA\Organic\svos\E2.i\020815R.B\E2I0601R.D
Date : 18-MAY-2002 08:35
Client ID: AR1248R2
Sample Info: AR1248R2,AR1248R2,,ar1248.sub
Volume Injected (uL): 1.0
Column phase: RtxCLPest

Instrument: E2.i

Operator: GHL

Column diameter: 0.53



Data File: E2D0601F.D
 Report Date: 20-May-2002 10:31

Mitkem Corporation

Sample #1 : \\AVOGADRO\USERDATA\Organic\svoa\E2.i\020515F.B\E2D0601F.D
 Sample #2 : \\AVOGADRO\USERDATA\Organic\svoa\E2.i\020515R.B\E2D0601R.D
 Inj Date : 18-MAY-2002 08:35
 Sample Info: AR1248R2,AR1248R2,,ar1248.sub
 Misc Info : 2,3,,1
 Cal Date : 20-MAY-2002 07:47
 Operator : GML
 Inst ID : E2.i
 Dil Factor : 1.000000

Method #1 : \\AVOGADRO\USERDATA\Organic\svoa\E2.i\020515F.B\E2_PCB_F.m
 Method #2 : \\AVOGADRO\USERDATA\Organic\svoa\E2.i\020515R.B\E2_PCB_R.m
 Sub List #1 : ar1248.sub
 Sub List #2 : ar1248.sub
 Col #1 Phase : RtxCLPPest 2
 Col #2 Phase : RtxCLPPest

Concentration Formula: Amt * DF * Uf * Vt / (Vo * Vi)

Name	Value	Description
DF	1.000	Dilution Factor
Uf	1.000	Correction factor
Vt	10000.000	Volume of final extract (uL)
Vo	1000.000	Volume of sample extracted (ml)
Vi	1.000	Volume injected (uL)

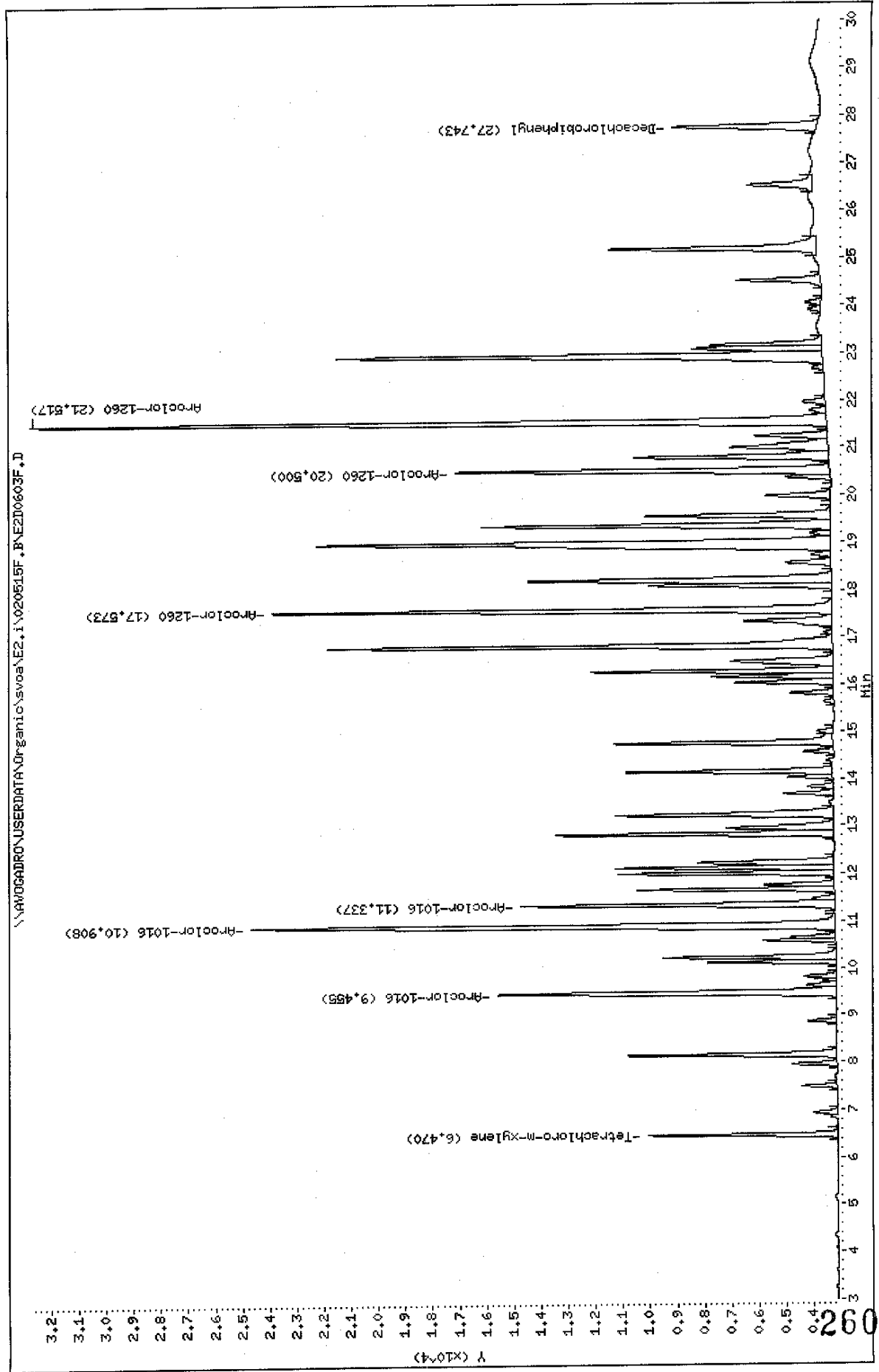
Compound	RT#1	RT#2	Resp#1	Resp#2	Conc#1 (ug/L)	Conc#2 (ug/L)	Target Range	Ratio
Tetrachloro-m-xylene	6.475	5.068	7579	6963	0.022	0.021		100.00(a)
Aroclor-1248	12.005	11.365	11277	13889	1.0	1.0	80.00- 120.00	100.00
	13.207	12.017	12465	9926	1.0	1.0	90.53- 130.53	110.53
	16.168	13.190	8010	6963	1.0	1.1	51.03- 91.03	71.03
	Average of Peak Amounts =				1.0	1.0		
Decachlorobiphenyl	27.745	22.860	6153	6983	0.024	0.026		100.00(a)

QC Flag Legend

a - Target compound detected but, quantitated amount
 Below Limit Of Quantitation(BLOQ).

Handwritten signature/initials

Data File: \\AVOGADRON\USERDATA\Organic\svosa\E2.i\020515F.BAE2D0603F.D
 Date : 18-MAY-2002 09:40
 Client ID: AR1660R2
 Sample Info: AR1660R2,AR1660R2,,ar1660.sub
 Volume Injected (uL): 1.0
 Column phase: RtxCLPPest 2
 Instrument: E2.i
 Operator: GHL
 Column diameter: 0.53



Data File: \\AV06ADRON\USERDATA\Organic\svoc\E2.i\020515R.B\E2D0603R.D

Date : 18-MAY-2002 09:40

Client ID: AR1660R2

Sample Info: AR1660R2,AR1660R2,,ar1660.sub

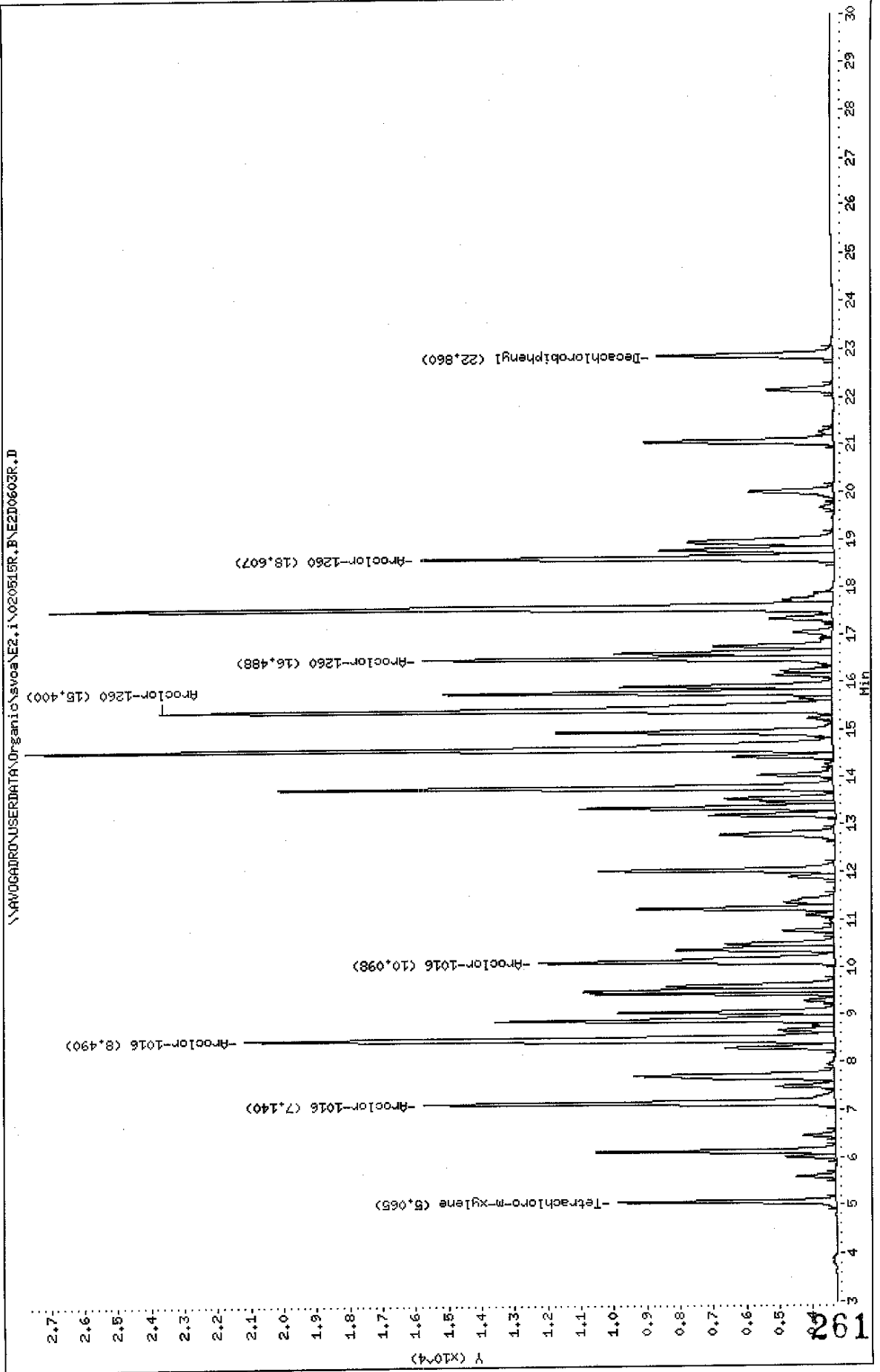
Volume Injected (uL): 1.0

Column Phase: Rt:CLPPest

Instrument: E2.i

Operator: GHL

Column diameter: 0.53



Data File: E2D0603F.D
 Report Date: 20-May-2002 10:31

Mitkem Corporation

Sample #1 : \\AVOGADRO\USERDATA\Organic\svoa\E2.i\020515F.B\E2D0603F.D
 Sample #2 : \\AVOGADRO\USERDATA\Organic\svoa\E2.i\020515R.B\E2D0603R.D
 Inj Date : 18-MAY-2002 09:40
 Sample Info: AR1660R2,AR1660R2,,ar1660.sub
 Misc Info : 2,3,,1
 Cal Date : 20-MAY-2002 07:47
 Operator : GML
 Inst ID : E2.i
 Dil Factor : 1.000000

Method #1 : \\AVOGADRO\USERDATA\Organic\svoa\E2.i\020515F.B\E2_PCB_F.m
 Method #2 : \\AVOGADRO\USERDATA\Organic\svoa\E2.i\020515R.B\E2_PCB_R.m
 Sub List #1 : ar1660.sub
 Sub List #2 : ar1660.sub
 Col #1 Phase : RtxCLPPest 2
 Col #2 Phase : RtxCLPPest

Concentration Formula: Amt * DF * UF * Vt / (Vo * Vi)

Name	Value	Description
DF	1.000	Dilution Factor
Uf	1.000	Correction factor
Vt	10000.000	Volume of final extract (uL)
Vo	1000.000	Volume of sample extracted (ml)
Vi	1.000	Volume injected (uL)

Compound	RT#1	RT#2	Resp#1	Resp#2	Conc#1 (ug/L)	Conc#2 (ug/L)	Target Range	Ratio
Tetrachloro-m-xylene	6.470	5.065	6936	6585	0.020	0.020		100.00(a)
Aroclor-1016	9.455	7.140	12426	12447	1.0	1.0	80.00- 120.00	100.00
	10.908	8.490	21458	17853	1.0	1.0	152.69- 192.69	172.69
	11.337	10.098	11533	8922	1.0	1.0	72.81- 112.81	92.81
	Average of Peak Amounts =				1.0	1.0		
Decachlorobiphenyl	27.743	22.860	5278	5320	0.020	0.019		100.00(a)
Aroclor-1260	17.573	15.400	20592	20335	1.0	1.0	80.00- 120.00	100.00
	20.500	16.488	13767	12380	1.0	0.98	46.86- 86.86	66.86
	21.517	18.607	29261	12492	1.0	1.0	122.10- 162.10	142.10
	Average of Peak Amounts =				1.0	0.99		

7
5/10/02

Data File: E2D0603F.D
Report Date: 20-May-2002 10:31

QC Flag Legend

a - Target compound detected but, quantitated amount
Below Limit Of Quantitation(BLOQ).

Data File: \\AVOCADRO\USERDATA\Organic\svoa\E3.i\020515F.B\NE3D6810F.D

Date : 16-MAY-2002 09:01

Client ID: AR1248AH1

Sample Info: AR1248AH1,AR1248AH1,,ar1248.sub,,

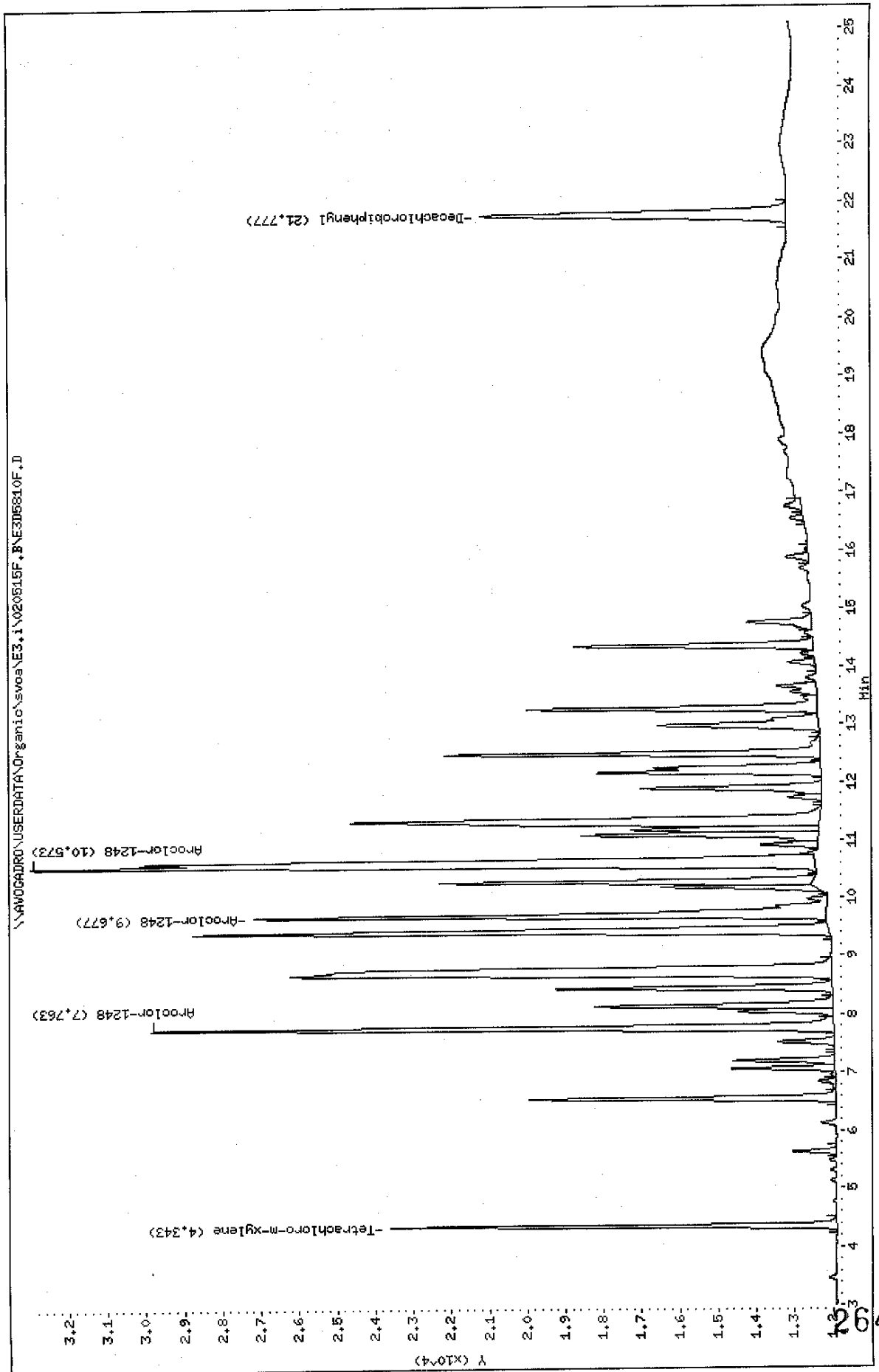
Volume Injected (ul): 1.0

Column phase: DB-1701

Instrument: E3.i

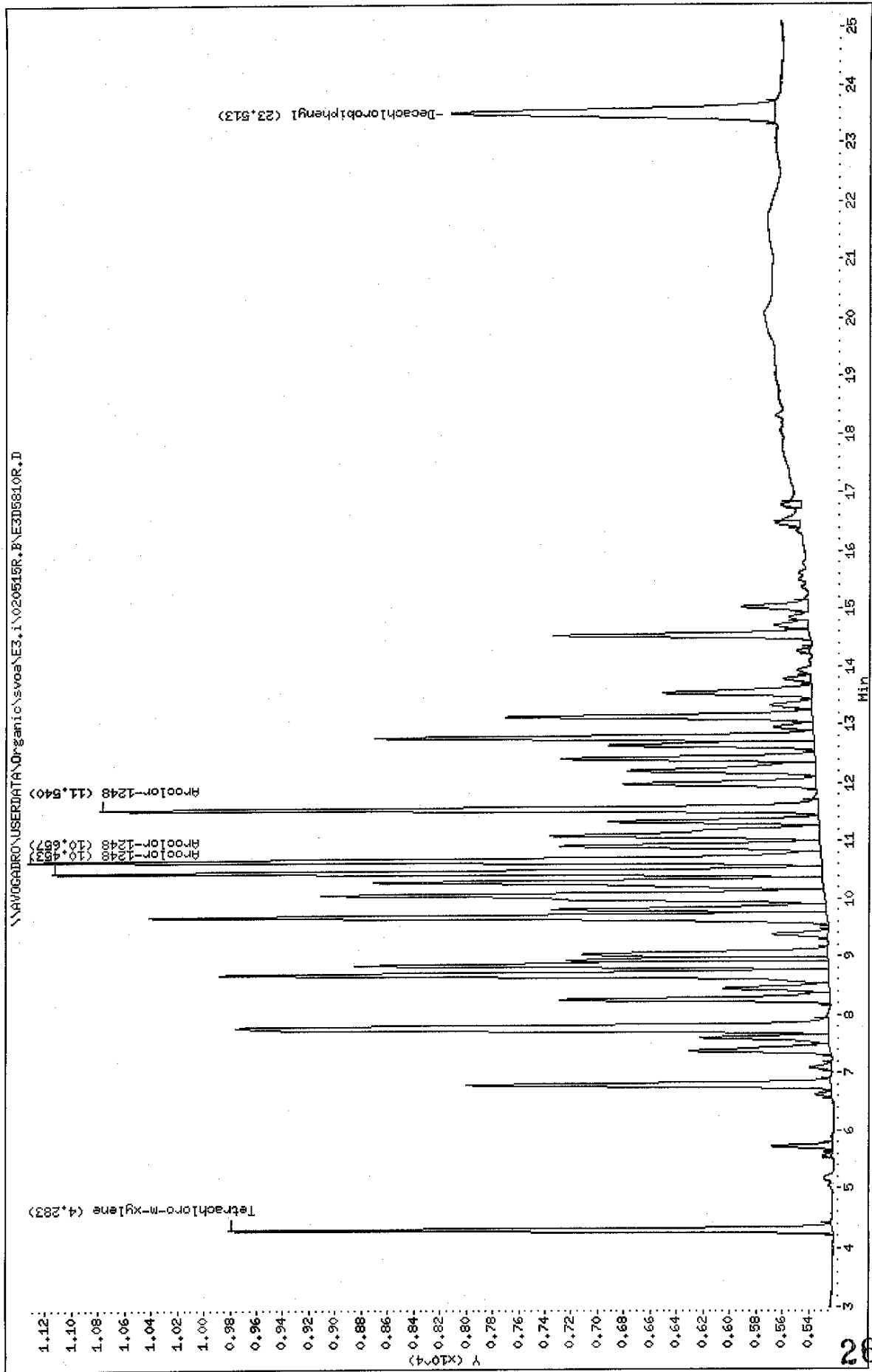
Operator: PETER

Column diameter: 0.53



Data File: \\AVOCABRO\USERDATA\Organic\svoa\E3.1\020515R.P\E3D56810R.D
 Date : 16-MAY-2002 09:01
 Client ID: AR1248AH1
 Sample Info: AR1248AH1,AR1248AH1,,ar1248.sub,,
 Volume Injected (ul): 1.0
 Column phase: DB-608

Instrument: E3.1
 Operator: PETER
 Column diameter: 0.53



Data File: E3D5810F.D
 Report Date: 17-May-2002 10:02

Mitkem Corporation

Sample #1 : \\AVOGADRO\USERDATA\Organic\svoa\E3.i\020515F.B\E3D5810F.D
 Sample #2 : \\AVOGADRO\USERDATA\Organic\svoa\E3.i\020515R.B\E3D5810R.D
 Inj Date : 16-MAY-2002 09:01
 Sample Info: AR1248AM1,AR1248AM1,,ar1248.sub,,
 Misc Info :
 Cal Date : 16-MAY-2002 09:54
 Operator : PETER
 Inst ID : E3.i
 Dil Factor : 1.000000

Method #1 : \\AVOGADRO\USERDATA\Organic\svoa\E3.i\020515F.B\E3_PCB_F.m
 Method #2 : \\AVOGADRO\USERDATA\Organic\svoa\E3.i\020515R.B\E3_PCB_R.m
 Sub List #1 : ar1248.sub
 Sub List #2 : ar1248.sub
 Col #1 Phase : DB-1701
 Col #2 Phase : DB-608

Concentration Formula: Amt * DF * Uf * Vt / (Vo * Vi)

Name	Value	Description
DF	1.000	Dilution Factor
Uf	1.000	Correction factor
Vt	10000.000	Volume of final extract (uL)
Vo	1000.000	Volume of sample extracted (ml)
Vi	1.000	Volume injected (uL)

Compound	RT#1	RT#2	Resp#1	Resp#2	Conc#1 (ug/L)	Conc#2 (ug/L)	Target Range	Ratio
Tetrachloro-m-xylene	4.343	4.283	11693	4594	0.021	0.020		100.00(a)
Aroclor-1248	7.763	10.453	17914	5852	1.3	1.1	80.00- 120.00	100.00
	9.677	10.657	15029	6030	1.2	1.1	62.81- 102.81	83.90
	10.573	11.540	20534	5462	1.3	1.1	94.53- 134.53	114.63
	Average of Peak Amounts =				1.3	1.1		
Decachlorobiphenyl	21.777	23.513	8008	2458	0.023	0.026		100.00(a)

QC Flag Legend

a - Target compound detected but, quantitated amount
 Below Limit Of Quantitation(BLOQ).

7
 5/17/02

Data File: \\AVOCADRO\USERDATA\Organic\svoa\E3.1\020515F.B\E3D5814F.D

Date: 16-MAY-2002 11:58

Client ID: AR1660AH1

Sample Info: AR12660AH1,AR1660AH1,,ar1660,sub,,

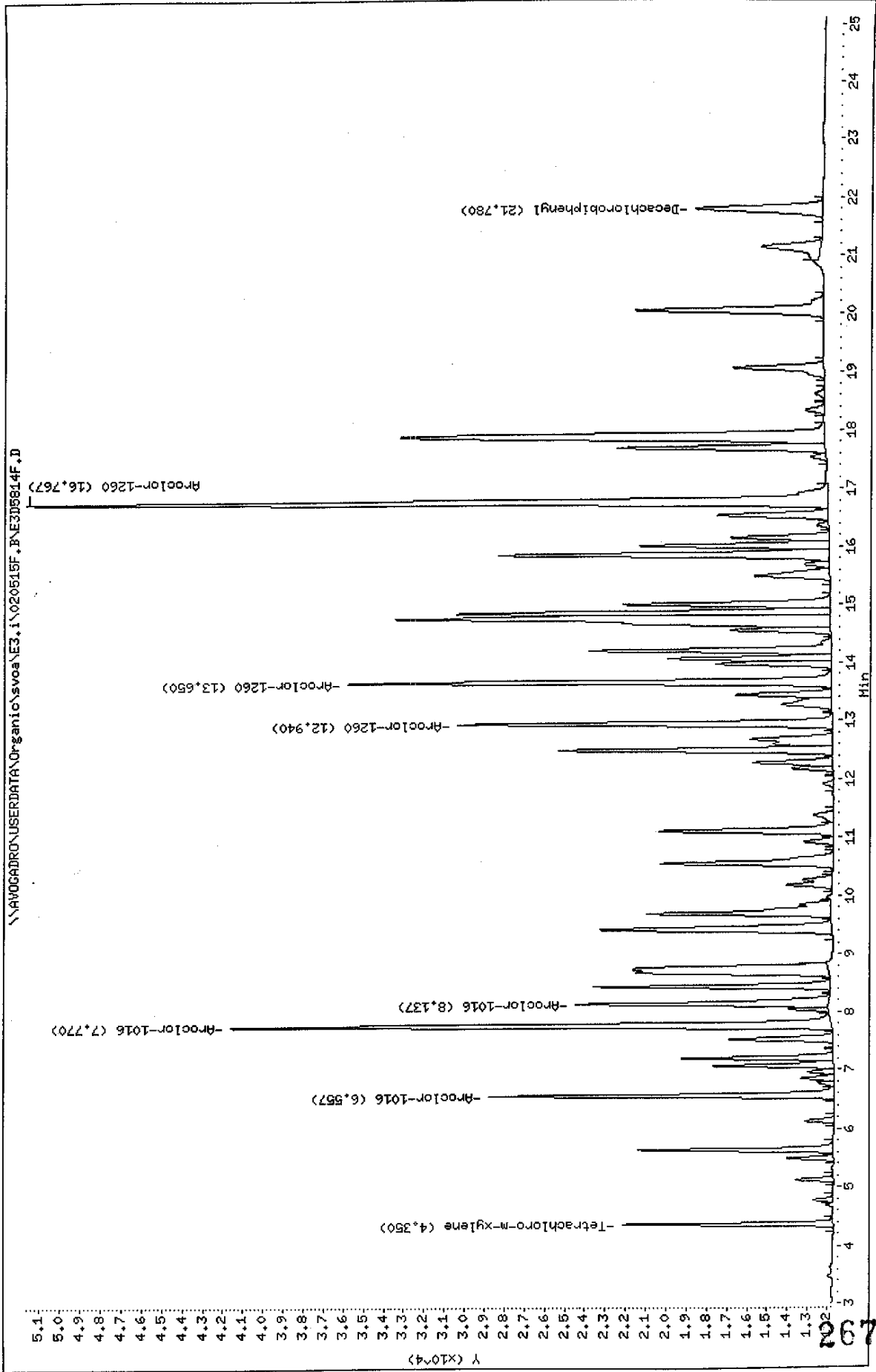
Volume Injected (µL): 1.0

Column phase: DB-1701

Instrument: E3.1

Operator: PETER

Column diameter: 0.53

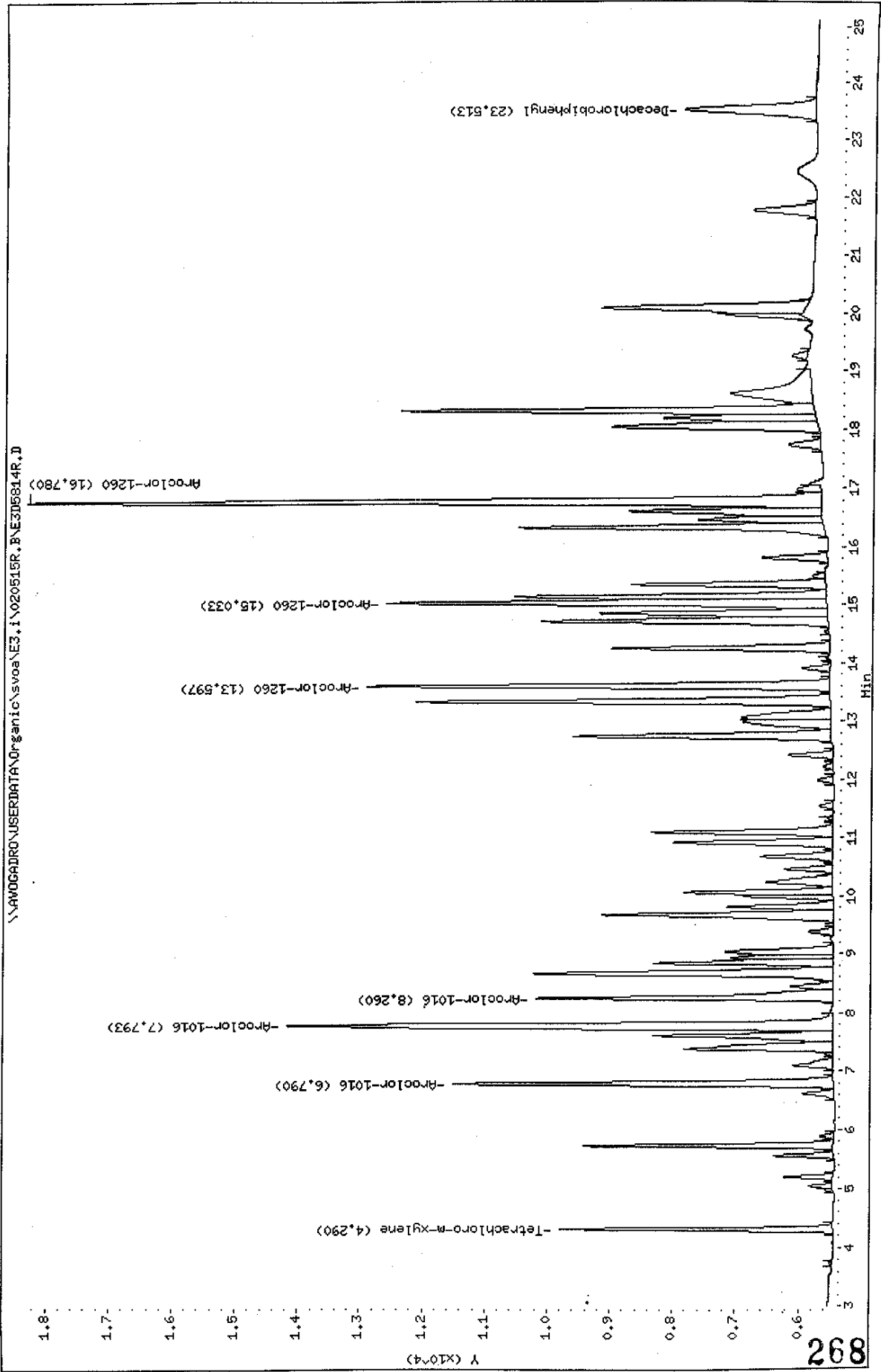


Data File: \\AVOCADRO\USERDATA\Organic\svoa\E3.i\020515R.B\ESI05814R.D
Date: 16-MAY-2002 11:58
Client ID: AR1660AH1
Sample Info: ARL2660AH1,AR1660AH1,,ar1660.sub,,
Volume Injected (ul): 1.0
Column phase: IB-608

Instrument: E3.i

Operator: PETER

Column diameter: 0.53



Data File: E3D5814F.D
 Report Date: 16-May-2002 14:34

Mitkem Corporation

Sample #1 : \\AVOGADRO\USERDATA\Organic\svoa\E3.i\020515F.B\E3D5814F.D
 Sample #2 : \\AVOGADRO\USERDATA\Organic\svoa\E3.i\020515R.B\E3D5814R.D
 Inj Date : 16-MAY-2002 11:58
 Sample Info: AR12660AM1,AR1660AM1,,ar1660.sub,,
 Misc Info :
 Cal Date : 16-MAY-2002 13:20
 Operator : PETER
 Inst ID : E3.i
 Dil Factor : 1.000000

Method #1 : \\AVOGADRO\USERDATA\Organic\svoa\E3.i\020515F.B\E3_PCB_F.m
 Method #2 : \\AVOGADRO\USERDATA\Organic\svoa\E3.i\020515R.B\E3_PCB_R.m
 Sub List #1 : ar1660.sub
 Sub List #2 : ar1660.sub
 Col #1 Phase : DB-1701
 Col #2 Phase : DB-608

Concentration Formula: Amt * DF * Uf * Vt / (Vo * Vi)

Name	Value	Description
DF	1.000	Dilution Factor
Uf	1.000	Correction factor
Vt	10000.000	Volume of final extract (uL)
Vo	1000.000	Volume of sample extracted (ml)
Vi	1.000	Volume injected (uL)

Compound	RT#1	RT#2	Resp#1	Resp#2	Conc#1 (ug/L)	Conc#2 (ug/L)	Target Range	Ratio
Tetrachloro-m-xylene	4.350	4.290	10485	4352	0.019	0.018		100.00(a)
Aroclor-1016	6.557	6.790	17080	6045	1.1	1.0	80.00- 120.00	100.00
	7.770	7.793	29826	8705	1.1	1.1	154.63- 194.63	174.63
	8.137	8.260	12524	4731	1.1	1.1	53.33- 93.33	73.33
Average of Peak Amounts =					1.1	1.1		
Decachlorobiphenyl	21.780	23.513	6306	2071	0.018	0.021		100.00(a)
Aroclor-1260	12.940	13.597	18604	7373	0.99	1.1	80.00- 120.00	100.00
	13.650	15.033	24016	7011	1.0	1.0	109.09- 149.09	129.09
	16.767	16.780	39615	12624	1.0	1.0	192.94- 232.94	212.94
Average of Peak Amounts =					1.00	1.0		

5/16/02

Data File: E3D5814F.D
Report Date: 16-May-2002 14:34

QC Flag Legend

a - Target compound detected but, quantitated amount
Below Limit Of Quantitation(BLOQ).

FORM 1
 PCB ORGANICS ANALYSIS DATA SHEET

CLIENT SAMPLE NO.

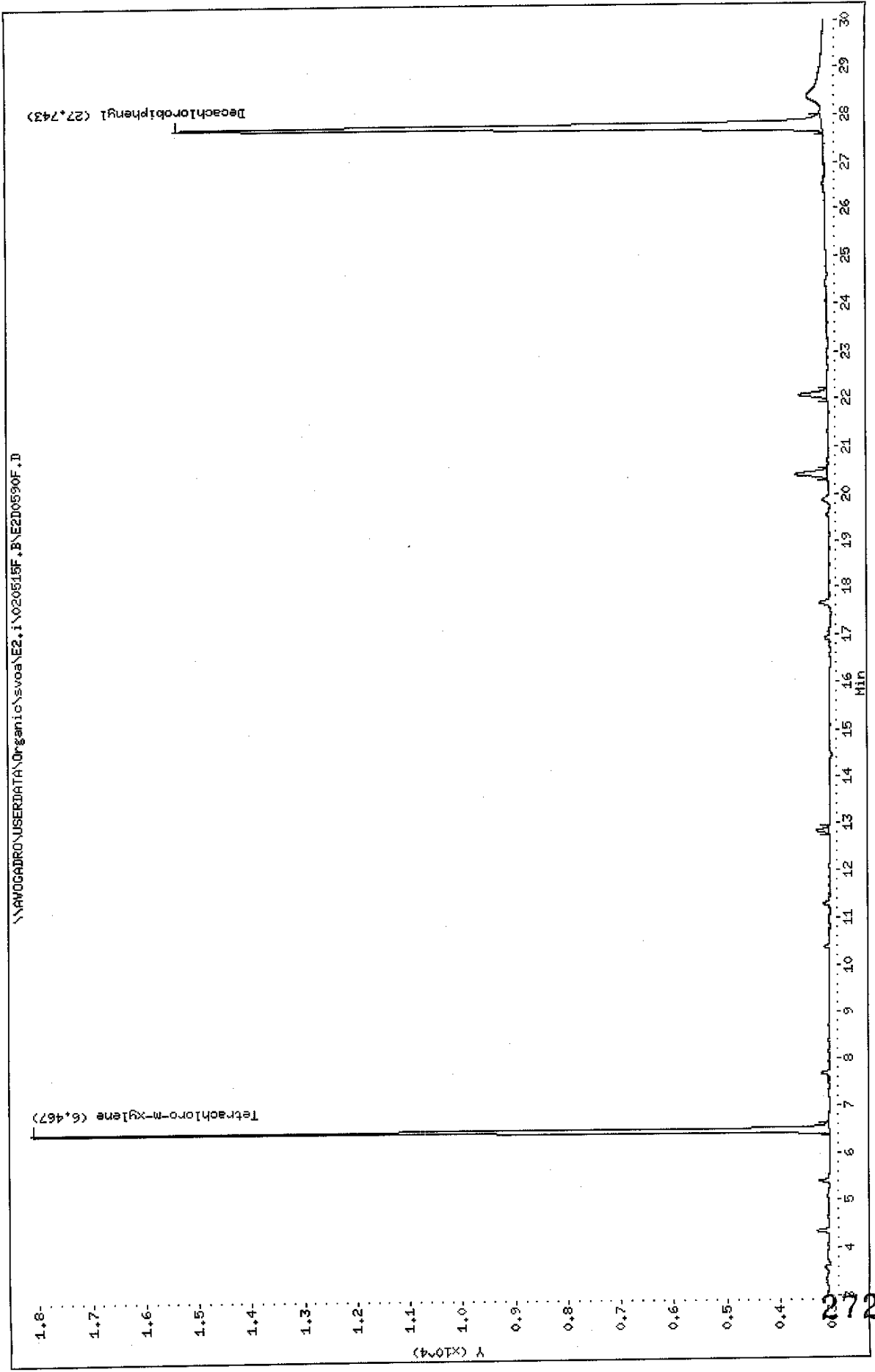
BBLK2C

Lab Name: MITKEM CORPORATION Contract:
 Lab Code: MITKEM Case No.: SAS No.: SDG No.: A0747
 Matrix: (soil/water) SOIL Lab Sample ID: B0515-BS01
 Sample wt/vol: 30.0 (g/mL) G Lab File ID: E2D0590F
 % Moisture: 0 decanted: (Y/N) N Date Received: _____
 Extraction: (SepF/Cont/Sonc) SONC Date Extracted: 05/15/02
 Concentrated Extract Volume: 10000 (uL) Date Analyzed: 05/18/02
 Injection Volume: 1.0 (uL) Dilution Factor: 1.0
 GPC Cleanup: (Y/N) N pH: _____ Sulfur Cleanup: (Y/N) Y

CAS NO.	COMPOUND	CONCENTRATION UNITS: (ug/L or ug/Kg) UG/KG		Q
12674-11-2-----	Aroclor-1016	33	U	
11104-28-2-----	Aroclor-1221	33	U	
11141-16-5-----	Aroclor-1232	33	U	
53469-21-9-----	Aroclor-1242	33	U	
12672-29-6-----	Aroclor-1248	33	U	
11097-69-1-----	Aroclor-1254	33	U	
11096-82-5-----	Aroclor-1260	33	U	

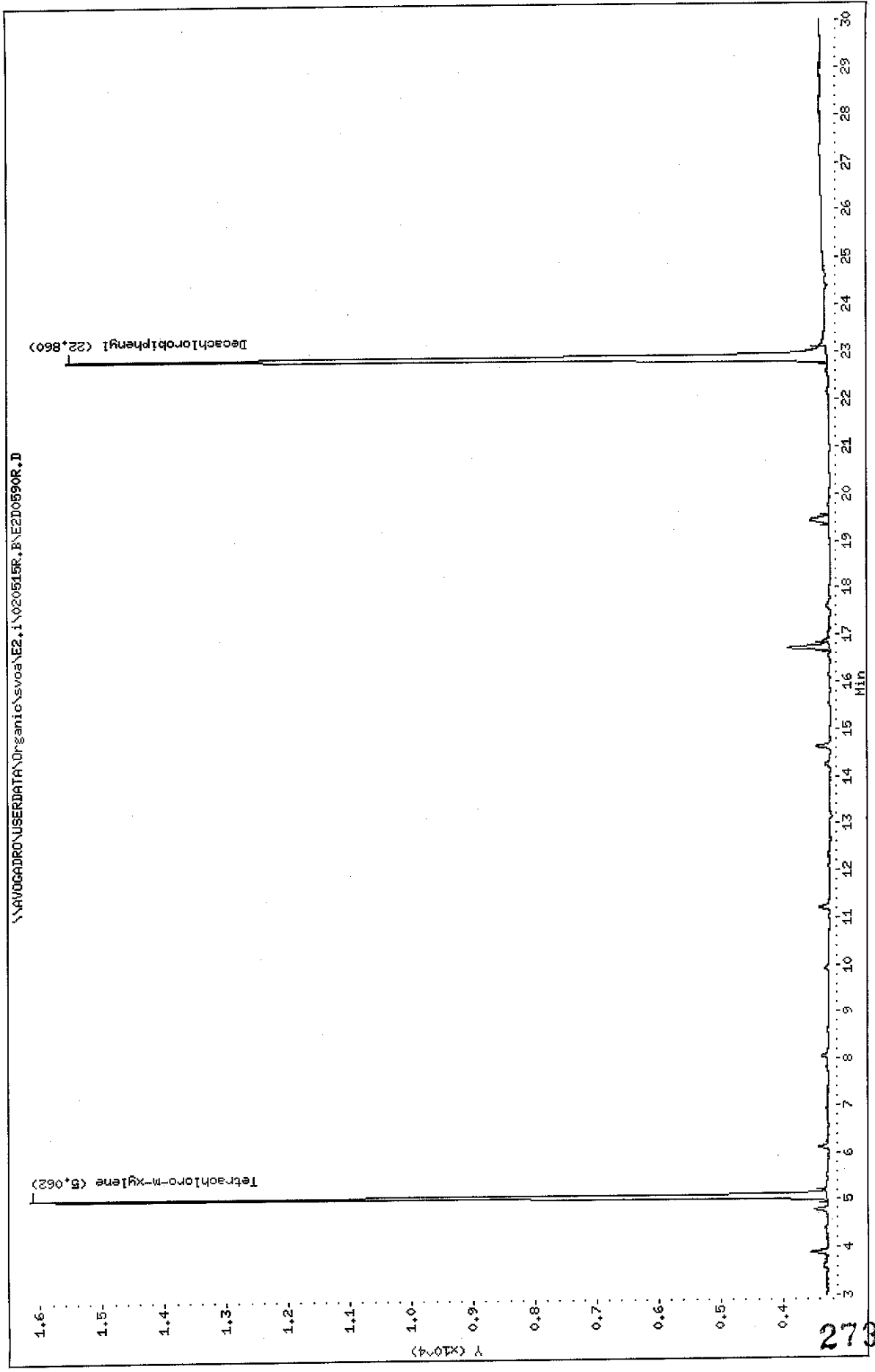
Data File: \\AV0606DR0\USERDATA\Organic\svos\E2.i\020515F.B\E2D0590F.D
Date: 18-MAY-2002 02:33
Client ID: BBLK2C
Sample Info: B0515-BS1.BBLK2C.B0515-BS1.pcb.sub
Volume Injected (uL): 1.0
Column phase: Rt\CLPPest 2

Instrument: E2.i
Operator: CHL
Column diameter: 0.53



Data File: \\AV06ADRO\USERDATA\Organic\svos\E2.i\020515R.B\E2D0590R.D
Date : 18-MAY-2002 02:33
Client ID: BBLK2C
Sample Info: B0515-BS1,BBLK2C,B0515-BS1.pcb.sub
Volume Injected (uL): 1.0
Column phase: RtxCLPPest

Instrument: E2.i
Operator: CHL
Column diameter: 0.53



273

Data File: E2D0590F.D
 Report Date: 20-May-2002 10:30

Mitkem Corporation

Sample #1 : \\AVOGADRO\USERDATA\Organic\svoa\E2.i\020515F.B\E2D0590F.D
 Sample #2 : \\AVOGADRO\USERDATA\Organic\svoa\E2.i\020515R.B\E2D0590R.D
 Inj Date : 18-MAY-2002 02:33
 Sample Info: B0515-BS1, BBLK2C, B0515-BS1, pcb.sub
 Misc Info : 3,, BLANK, 2,,,,, 15-MAY-02,, A0747
 Cal Date : 20-MAY-2002 07:47
 Operator : GML
 Inst ID : E2.i
 Dil Factor : 1.000000

Method #1 : \\AVOGADRO\USERDATA\Organic\svoa\E2.i\020515F.B\E2_PCB_F.m
 Method #2 : \\AVOGADRO\USERDATA\Organic\svoa\E2.i\020515R.B\E2_PCB_R.m
 Sub List #1 : pcb.sub
 Sub List #2 : pcb.sub
 Col #1 Phase : RtxCLPPest 2
 Col #2 Phase : RtxCLPPest

Concentration Formula: $Amt * DF * Uf * Vt / (Vi * Ws * (100 - M) / 100)$

Name	Value	Description
DF	1.000	Dilution Factor
Uf	1.000	Correction factor
Vt	10000.000	Volume of final extract (uL) (1000 low, 2
Vi	1.000	Volume injected (uL)
Ws	30.000	Weight of sample extracted (g)
M	0.000	% Moisture

Compound	RT#1	RT#2	Resp#1	Resp#2	Conc#1 (ug/Kg)	Conc#2 (ug/Kg)	Target Range	Ratio
Tetrachloro-m-xylene	6.467	5.062	15094	12864	15	13		100.00
Decachlorobiphenyl	27.743	22.860	12278	12296	16	15		100.00

Handwritten signature

FORM 1
 PCB ORGANICS ANALYSIS DATA SHEET

CLIENT SAMPLE NO.

BBLK3A

Lab Name: MITKEM CORPORATION Contract:
 Lab Code: MITKEM Case No.: SAS No.: SDG No.: A0747
 Matrix: (soil/water) SOIL Lab Sample ID: B0515-BS1
 Sample wt/vol: 30.0 (g/mL) G Lab File ID: E3D5798F
 % Moisture: 0 decanted: (Y/N) N Date Received: _____
 Extraction: (SepF/Cont/Sonc) SONC Date Extracted: 05/15/02
 Concentrated Extract Volume: 10000 (uL) Date Analyzed: 05/16/02
 Injection Volume: 1.0 (uL) Dilution Factor: 1.0
 GPC Cleanup: (Y/N) N pH: ____ Sulfur Cleanup: (Y/N) Y

CAS NO.	COMPOUND	CONCENTRATION UNITS: (ug/L or ug/Kg) UG/KG	
12674-11-2-----	Aroclor-1016	33	U
11104-28-2-----	Aroclor-1221	33	U
11141-16-5-----	Aroclor-1232	33	U
53469-21-9-----	Aroclor-1242	33	U
12672-29-6-----	Aroclor-1248	33	U
11097-69-1-----	Aroclor-1254	33	U
11096-82-5-----	Aroclor-1260	33	U

Data File: \\AVOCADRO\USERDATA\Organic\svoa\E3.i\020515F.BNE3D5798F.D

Date : 16-MAY-2002 03:13

Client ID: BBLK3A

Sample Info: B0515-BS1,BBLK3A,B0515-BS1,pcb,sub,,


Volume Injected (uL): 1.0

Column phase: DB-1701

Instrument: E3.i

Operator: PETER

Column diameter: 0.53



Data File: \\AVOCADRO\USERDATA\Organic\svoa\E3.i\020515R.BNE305798R.D

Date : 16-MAY-2002 03:13

Client ID: BBLK3A

Sample Info: B0515-BS1,BBLK3A,B0515-BS1,pcb,sub,,


Volume Injected (uL): 1.0

Column phase: DB-608

Instrument: E3.i

Operator: PETER

Column diameter: 0.53



Data File: E3D5798F.D
 Report Date: 16-May-2002 14:34

Mitkem Corporation

Sample #1 : \\AVOGADRO\USERDATA\Organic\svoa\E3.i\020515F.B\E3D5798F.D
 Sample #2 : \\AVOGADRO\USERDATA\Organic\svoa\E3.i\020515R.B\E3D5798R.D
 Inj Date : 16-MAY-2002 03:13
 Sample Info: B0515-BS1(BBLK3A), B0515-BS1, pcb.sub, ,
 Misc Info :
 Cal Date : 16-MAY-2002 13:20
 Operator : PETER
 Inst ID : E3.i
 Dil Factor : 1.000000

Method #1 : \\AVOGADRO\USERDATA\Organic\svoa\E3.i\020515F.B\E3_PCB_F.m
 Method #2 : \\AVOGADRO\USERDATA\Organic\svoa\E3.i\020515R.B\E3_PCB_R.m
 Sub List #1 : pcb.sub
 Sub List #2 : pcb.sub
 Col #1 Phase : DB-1701
 Col #2 Phase : DB-608

Concentration Formula: $Amt * DF * Uf * Vt / (Vi * Ws * (100 - M) / 100)$

Name	Value	Description
DF	1.000	Dilution Factor
Uf	1.000	Correction factor
Vt	10000.000	Volume of final extract (uL) (1000 low, 2
Vi	1.000	Volume injected (uL)
Ws	30.000	Weight of sample extracted (g)
M	0.000	% Moisture

Compound	RT#1	RT#2	Resp#1	Resp#2	Conc#1 (ug/Kg)	Conc#2 (ug/Kg)	Target Range	Ratio
Tetrachloro-m-xylene	4.347	4.287	21907	8910	13	13		100.00
Decachlorobiphenyl	21.787	23.520	14321	4315	14	16		100.00

Handwritten marks:
 ~~~~~  
 5/16/02

FORM 1  
PCB ORGANICS ANALYSIS DATA SHEET

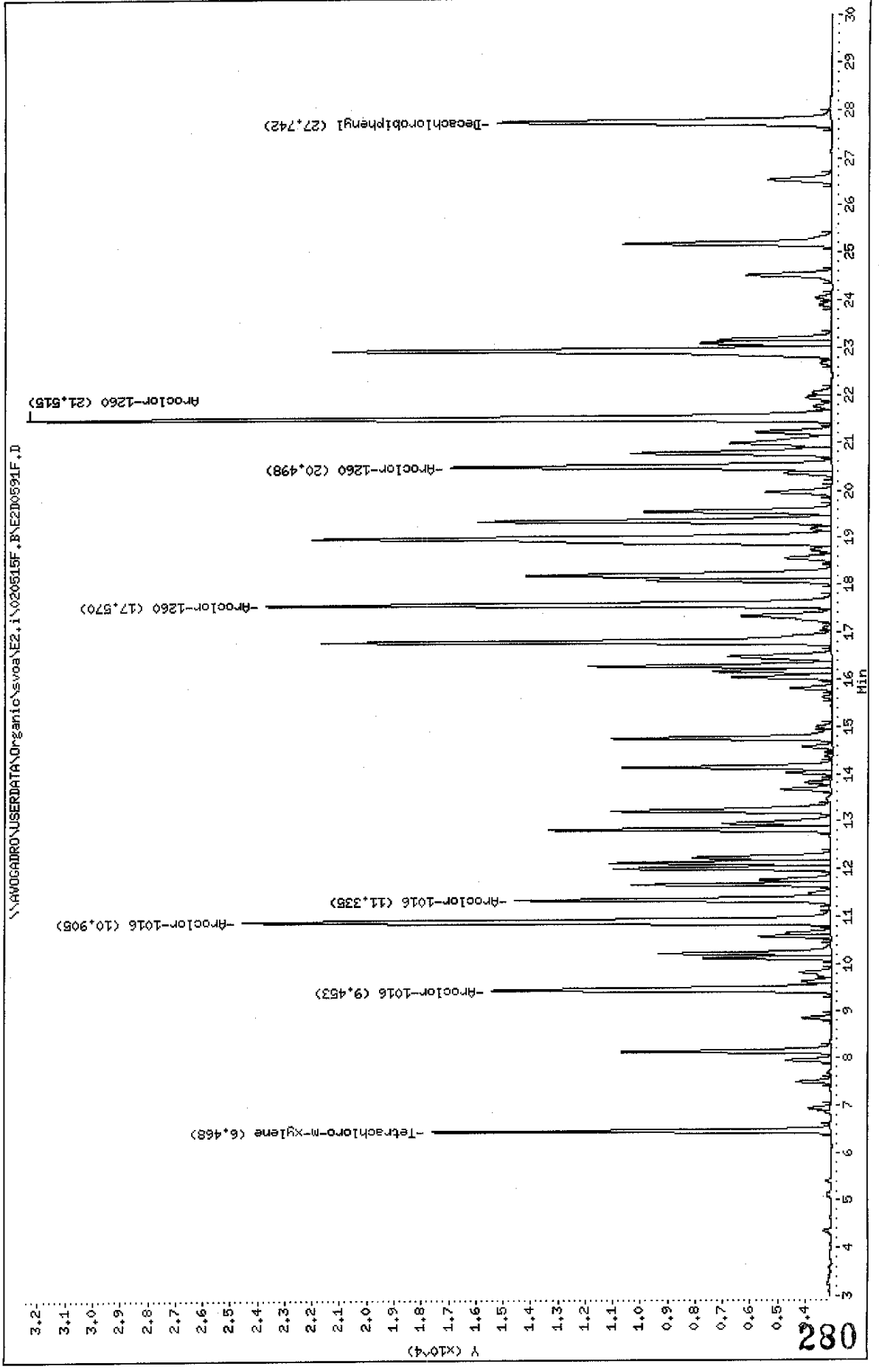
CLIENT SAMPLE NO.

B2CLCS

Lab Name: MITKEM CORPORATION Contract:  
 Lab Code: MITKEM Case No.: SAS No.: SDG No.: A0747  
 Matrix: (soil/water) SOIL Lab Sample ID: B0515-LS01  
 Sample wt/vol: 30.0 (g/mL) G Lab File ID: E2D0591F  
 % Moisture: 0 decanted: (Y/N) N Date Received: \_\_\_\_\_  
 Extraction: (SepF/Cont/Sonc) SONC Date Extracted: 05/15/02  
 Concentrated Extract Volume: 10000 (uL) Date Analyzed: 05/18/02  
 Injection Volume: 1.0 (uL) Dilution Factor: 1.0  
 GPC Cleanup: (Y/N) N pH: \_\_\_\_ Sulfur Cleanup: (Y/N) Y

| CAS NO.         | COMPOUND     | CONCENTRATION UNITS: |       |
|-----------------|--------------|----------------------|-------|
|                 |              | (ug/L or ug/Kg)      | UG/KG |
| 12674-11-2----- | Aroclor-1016 | 330                  |       |
| 11104-28-2----- | Aroclor-1221 | 33                   | U     |
| 11141-16-5----- | Aroclor-1232 | 33                   | U     |
| 53469-21-9----- | Aroclor-1242 | 33                   | U     |
| 12672-29-6----- | Aroclor-1248 | 33                   | U     |
| 11097-69-1----- | Aroclor-1254 | 33                   | U     |
| 11096-82-5----- | Aroclor-1260 | 350                  |       |

Data File: \\AW06ADRO\USERDATA\Organic\svosa\E2.i\020515F.B\E2D0591F.D  
 Date: 18-May-2002 03:06  
 Client ID: B2CLCS  
 Sample Info: B0515-LS1.B2CLCS.B0515-BS1.pcb.sub  
 Volume Injected (uL): 1.0  
 Column phase: RtxCLPFest 2  
 Instrument: E2.i  
 Operator: GHL  
 Column diameter: 0.53



Data File: \\AVOCADRO\USERDATA\Organic\svoa\E2.i\020515R.B\E2D0591R.D

Date: 18-May-2002 03:06

Client ID: B2CLCS

Sample Info: B0515-LS1.B2CLCS.B0515-BS1.pob.sub

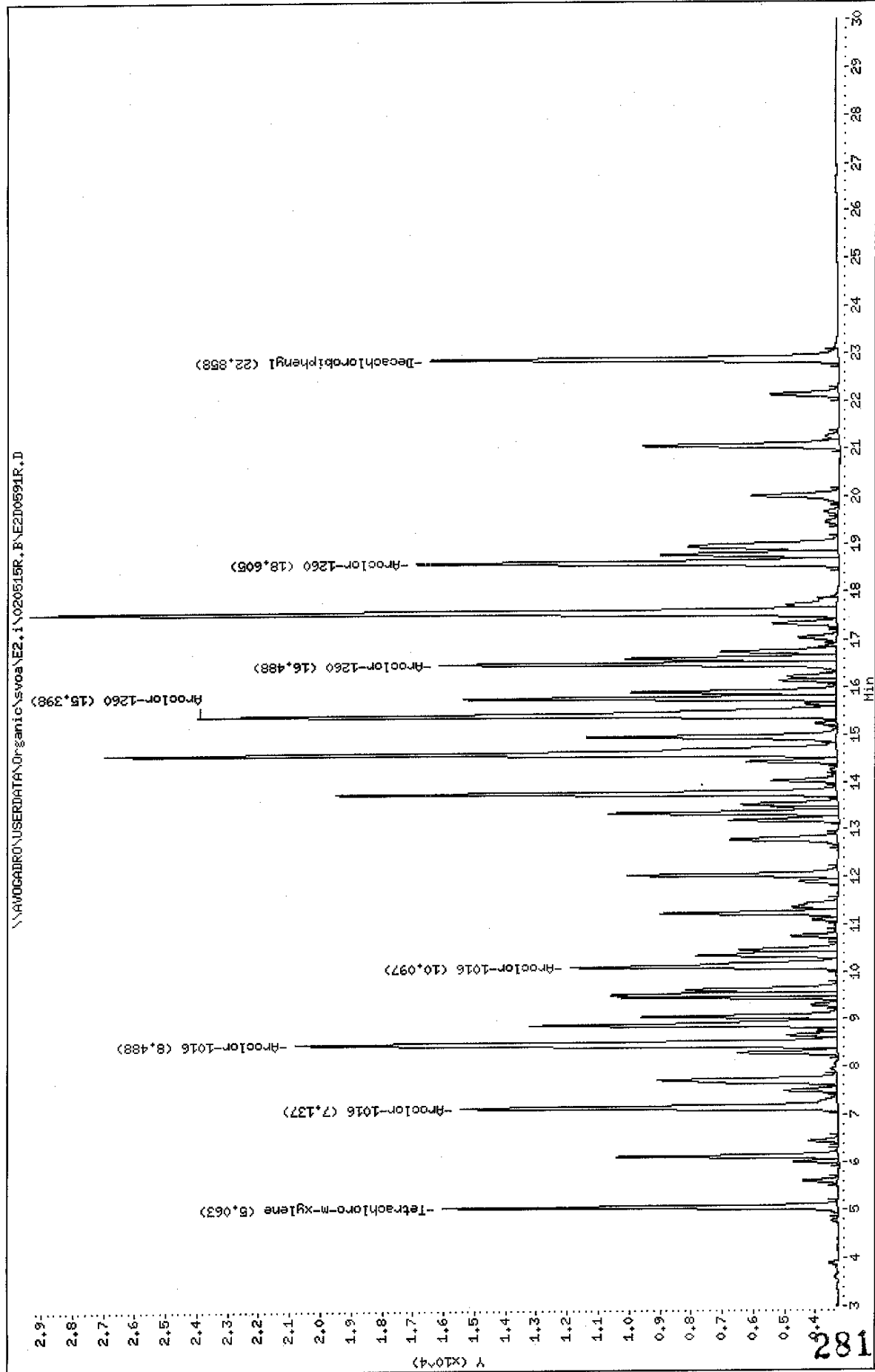
Volume Injected (uL): 1.0

Column phase: RtxCLPFrest

Instrument: E2.i

Operator: GHL

Column diameter: 0.53



Data File: E2D0591F.D  
 Report Date: 20-May-2002 10:30

Mitkem Corporation

Sample #1 : \\AVOGADRO\USERDATA\Organic\svoa\E2.i\020515F.B\E2D0591F.D  
 Sample #2 : \\AVOGADRO\USERDATA\Organic\svoa\E2.i\020515R.B\E2D0591R.D  
 Inj Date : 18-MAY-2002 03:06  
 Sample Info: B0515-LS1,B2CLCS,B0515-BS1,pcb.sub  
 Misc Info : 3,,LCS,2,,,,,,15-MAY-02,,A0747  
 Cal Date : 20-MAY-2002 07:47  
 Operator : GML  
 Inst ID : E2.i  
 Dil Factor : 1.000000

Method #1 : \\AVOGADRO\USERDATA\Organic\svoa\E2.i\020515F.B\E2\_PCB\_F.m  
 Method #2 : \\AVOGADRO\USERDATA\Organic\svoa\E2.i\020515R.B\E2\_PCB\_R.m  
 Sub List #1 : pcb.sub  
 Sub List #2 : pcb.sub  
 Col #1 Phase : RtxCLPPest 2  
 Col #2 Phase : RtxCLPPest

Concentration Formula: Amt \* DF \* Uf \* Vt / (Vi \* Ws \* (100 - M) / 100)

| Name | Value     | Description                               |
|------|-----------|-------------------------------------------|
| DF   | 1.000     | Dilution Factor                           |
| Uf   | 1.000     | Correction factor                         |
| Vt   | 10000.000 | Volume of final extract (uL) (1000 low, 2 |
| Vi   | 1.000     | Volume injected (uL)                      |
| Ws   | 30.000    | Weight of sample extracted (g)            |
| M    | 0.000     | % Moisture                                |

| Compound             | RT#1                      | RT#2   | Resp#1 | Resp#2 | Conc#1<br>(ug/Kg) | Conc#2<br>(ug/Kg) | Target Range   | Ratio  |
|----------------------|---------------------------|--------|--------|--------|-------------------|-------------------|----------------|--------|
| Tetrachloro-m-xylene | 6.468                     | 5.063  | 14541  | 12776  | 14                | 13                |                | 100.00 |
| Decachlorobiphenyl   | 27.742                    | 22.858 | 12189  | 13195  | 16                | 16                |                | 100.00 |
| Aroclor-1016         | 9.453                     | 7.137  | 12382  | 12183  | 340               | 330               | 80.00- 120.00  | 100.00 |
|                      | 10.905                    | 8.488  | 21456  | 17536  | 350               | 340               | 152.69- 192.69 | 173.28 |
|                      | 11.335                    | 10.097 | 11479  | 8605   | 340               | 330               | 72.81- 112.81  | 92.71  |
|                      | Average of Peak Amounts = |        |        |        | 340               | 330               |                |        |
| Aroclor-1260         | 17.570                    | 15.398 | 20634  | 20646  | 350               | 340               | 80.00- 120.00  | 100.00 |
|                      | 20.498                    | 16.488 | 13870  | 12838  | 350               | 340               | 46.86- 86.86   | 67.22  |
|                      | 21.515                    | 18.605 | 29311  | 13671  | 350               | 370               | 122.10- 162.10 | 142.05 |
|                      | Average of Peak Amounts = |        |        |        | 350               | 350               |                |        |

SBL  
5/10/02

5/10/02

FORM 1  
PCB ORGANICS ANALYSIS DATA SHEET

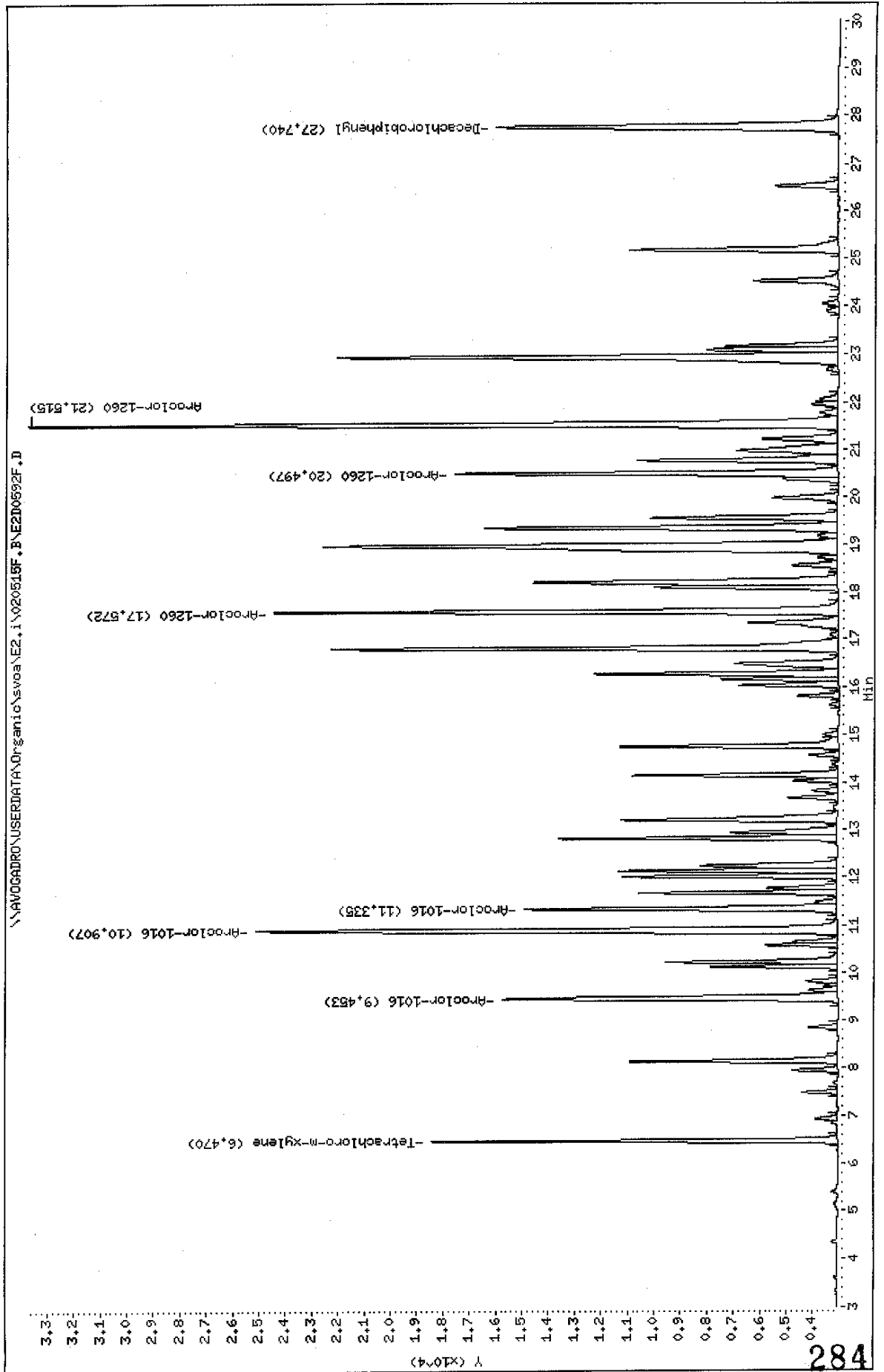
CLIENT SAMPLE NO.

B2CLCSD

Lab Name: MITKEM CORPORATION Contract:  
 Lab Code: MITKEM Case No.: SAS No.: SDG No.: A0747  
 Matrix: (soil/water) SOIL Lab Sample ID: B0515-LS01D  
 Sample wt/vol: 30.0 (g/mL) G Lab File ID: E2D0592F  
 % Moisture: 0 decanted: (Y/N) N Date Received: \_\_\_\_\_  
 Extraction: (SepF/Cont/Sonc) SONC Date Extracted: 05/15/02  
 Concentrated Extract Volume: 10000 (uL) Date Analyzed: 05/18/02  
 Injection Volume: 1.0 (uL) Dilution Factor: 1.0  
 GPC Cleanup: (Y/N) N pH: \_\_\_\_\_ Sulfur Cleanup: (Y/N) Y

| CAS NO.         | COMPOUND     | CONCENTRATION UNITS:<br>(ug/L or ug/Kg) UG/KG |   | Q |
|-----------------|--------------|-----------------------------------------------|---|---|
| 12674-11-2----- | Aroclor-1016 | 340                                           |   |   |
| 11104-28-2----- | Aroclor-1221 | 33                                            | U |   |
| 11141-16-5----- | Aroclor-1232 | 33                                            | U |   |
| 53469-21-9----- | Aroclor-1242 | 33                                            | U |   |
| 12672-29-6----- | Aroclor-1248 | 33                                            | U |   |
| 11097-69-1----- | Aroclor-1254 | 33                                            | U |   |
| 11096-82-5----- | Aroclor-1260 | 350                                           |   |   |

Data File: \AVOGADRO\USERDATA\Organic\svoa\E2.i\020515F.B\E2D0592F.D  
 Date: 18-MAY-2002 03:39  
 Client ID: B2CLCSD  
 Sample Info: B0515-LS1D.B2CLCSD,B0515-B51.pcb.sub  
 Volume Injected (uL): 1.0  
 Column phase: RtxCLPrest 2  
 Instrument: E2.i  
 Operator: GHL  
 Column diameter: 0.53

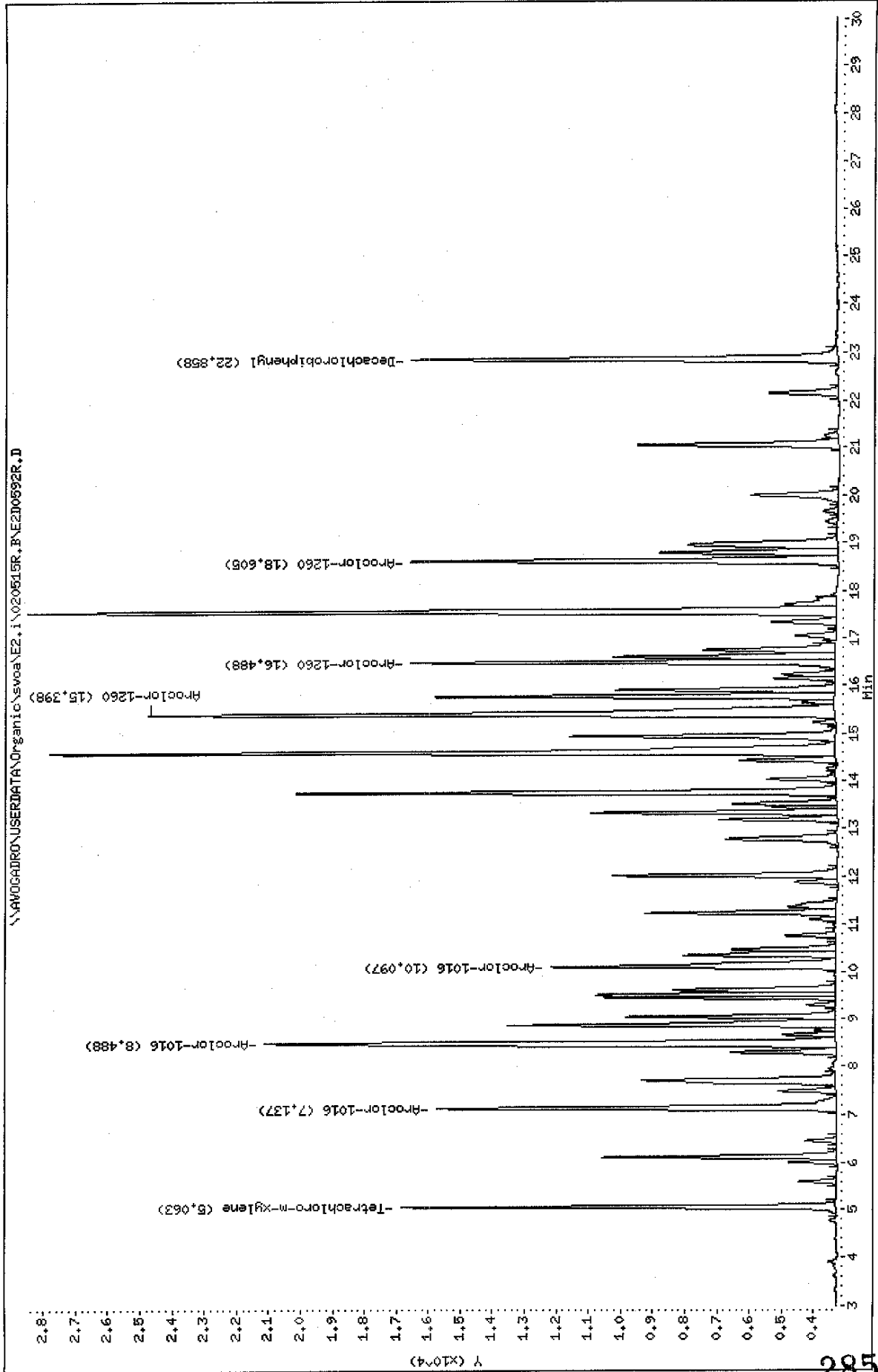


Data File: \\AVOCADRO\USERDATA\Organic\svoa\E2.1\020515R.B\E2D0592R.D  
Date: 18-MAY-2002 03:39  
Client ID: B2CLCSD  
Sample Info: B0515-LS1D.B2CLCSD.B0515-BS1.pcb.sub  
Volume Injected (uL): 1.0  
Column phase: RtxCLPPest

Instrument: E2.1

Operator: GHL

Column diameter: 0.53





Data File: E2D0592F.D  
 Report Date: 20-May-2002 10:30

Mitkem Corporation

Sample #1 : \\AVOGADRO\USERDATA\Organic\svoa\E2.i\020515F.B\E2D0592F.D  
 Sample #2 : \\AVOGADRO\USERDATA\Organic\svoa\E2.i\020515R.B\E2D0592R.D  
 Inj Date : 18-MAY-2002 03:39  
 Sample Info: B0515-LS1D, B2CLCSD, B0515-BS1, pcb.sub  
 Misc Info : 3,, LCSD, 2,,,,, 15-MAY-02,, A0747  
 Cal Date : 20-MAY-2002 07:47  
 Operator : GML  
 Inst ID : E2.i  
 Dil Factor : 1.000000

Method #1 : \\AVOGADRO\USERDATA\Organic\svoa\E2.i\020515F.B\E2\_PCB\_F.m  
 Method #2 : \\AVOGADRO\USERDATA\Organic\svoa\E2.i\020515R.B\E2\_PCB\_R.m  
 Sub List #1 : pcb.sub  
 Sub List #2 : pcb.sub  
 Col #1 Phase : RtxCLPPest 2  
 Col #2 Phase : RtxCLPPest

Concentration Formula: Amt \* DF \* Uf \* Vt / (Vi \* Ws \* (100 - M) / 100)

| Name | Value     | Description                               |
|------|-----------|-------------------------------------------|
| DF   | 1.000     | Dilution Factor                           |
| Uf   | 1.000     | Correction factor                         |
| Vt   | 10000.000 | Volume of final extract (uL) (1000 low, 2 |
| Vi   | 1.000     | Volume injected (uL)                      |
| Ws   | 30.000    | Weight of sample extracted (g)            |
| M    | 0.000     | % Moisture                                |

| Compound             | RT#1                      | RT#2   | Resp#1 | Resp#2 | Conc#1<br>(ug/Kg) | Conc#2<br>(ug/Kg) | Target Range   | Ratio  |
|----------------------|---------------------------|--------|--------|--------|-------------------|-------------------|----------------|--------|
| Tetrachloro-m-xylene | 6.470                     | 5.063  | 15396  | 13574  | 15                | 14                |                | 100.00 |
| Decachlorobiphenyl   | 27.740                    | 22.858 | 12966  | 13310  | 17                | 16                |                | 100.00 |
| Aroclor-1016         | 9.453                     | 7.137  | 12725  | 12462  | 340               | 340               | 80.00- 120.00  | 100.00 |
|                      | 10.907                    | 8.488  | 22058  | 17823  | 360               | 350               | 152.69- 192.69 | 173.34 |
|                      | 11.335                    | 10.097 | 11836  | 8884   | 350               | 340               | 72.81- 112.81  | 93.01  |
|                      | Average of Peak Amounts = |        |        |        | 350               | 340               |                |        |
| Aroclor-1260         | 17.572                    | 15.398 | 21380  | 21388  | 360               | 350               | 80.00- 120.00  | 100.00 |
|                      | 20.497                    | 16.488 | 14515  | 13234  | 360               | 350               | 46.86- 86.86   | 67.89  |
|                      | 21.515                    | 18.605 | 30607  | 13329  | 370               | 360               | 122.10- 162.10 | 143.16 |
|                      | Average of Peak Amounts = |        |        |        | 360               | 350               |                |        |

*5/20/02*

*5/20/02*

FORM 1  
PCB ORGANICS ANALYSIS DATA SHEET

CLIENT SAMPLE NO.

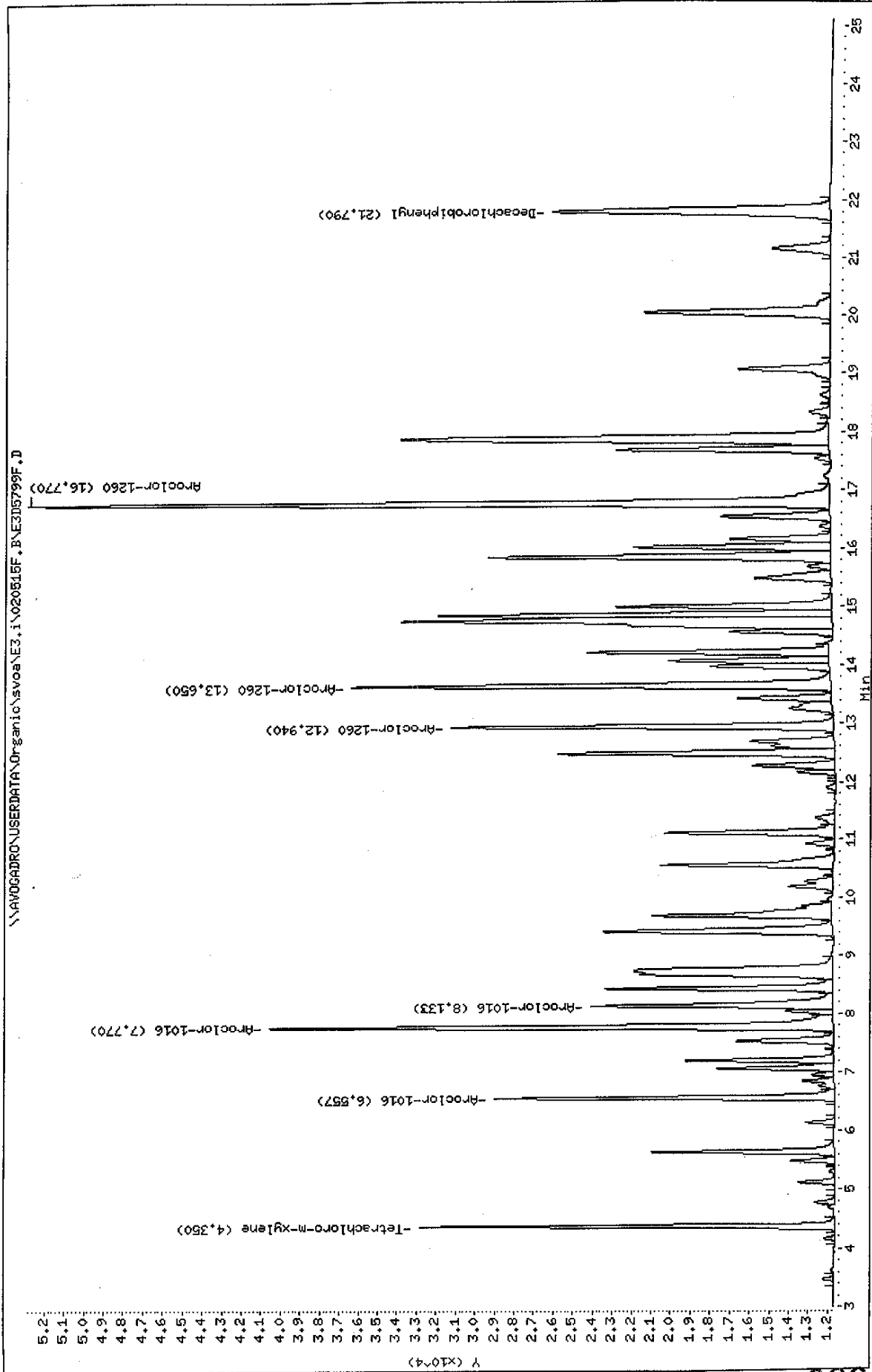
B3ALCS

Lab Name: MITKEM CORPORATION Contract:  
 Lab Code: MITKEM Case No.: SAS No.: SDG No.: A0747  
 Matrix: (soil/water) SOIL Lab Sample ID: B0515-IS1  
 Sample wt/vol: 30.0 (g/mL) G Lab File ID: E3D5799F  
 % Moisture: 0 decanted: (Y/N) N Date Received: \_\_\_\_\_  
 Extraction: (SepF/Cont/Sonc) SONC Date Extracted: 05/15/02  
 Concentrated Extract Volume: 10000 (uL) Date Analyzed: 05/16/02  
 Injection Volume: 1.0 (uL) Dilution Factor: 1.0  
 GPC Cleanup: (Y/N) N pH: \_\_\_\_\_ Sulfur Cleanup: (Y/N) Y

| CAS NO.         | COMPOUND     | CONCENTRATION UNITS:<br>(ug/L or ug/Kg) UG/KG |   |
|-----------------|--------------|-----------------------------------------------|---|
| 12674-11-2----- | Aroclor-1016 | 350                                           |   |
| 11104-28-2----- | Aroclor-1221 | 33                                            | U |
| 11141-16-5----- | Aroclor-1232 | 33                                            | U |
| 53469-21-9----- | Aroclor-1242 | 33                                            | U |
| 12672-29-6----- | Aroclor-1248 | 33                                            | U |
| 11097-69-1----- | Aroclor-1254 | 33                                            | U |
| 11096-82-5----- | Aroclor-1260 | 340                                           |   |

Data File: \\AVOCADRO\USERDATA\Organic\svoa\E3.1\020515F,BVE3D5799F.D  
 Date: 16-MAY-2002 03:41  
 Client ID: B3ALCS  
 Sample Info: B0515-LS4,B3ALCS,B0515-BS1,pcb.sub.,,  
 Volume Injected (uL): 1.0  
 Column phase: DB-1701

Instrument: E3.1  
 Operator: PETER  
 Column diameter: 0.53

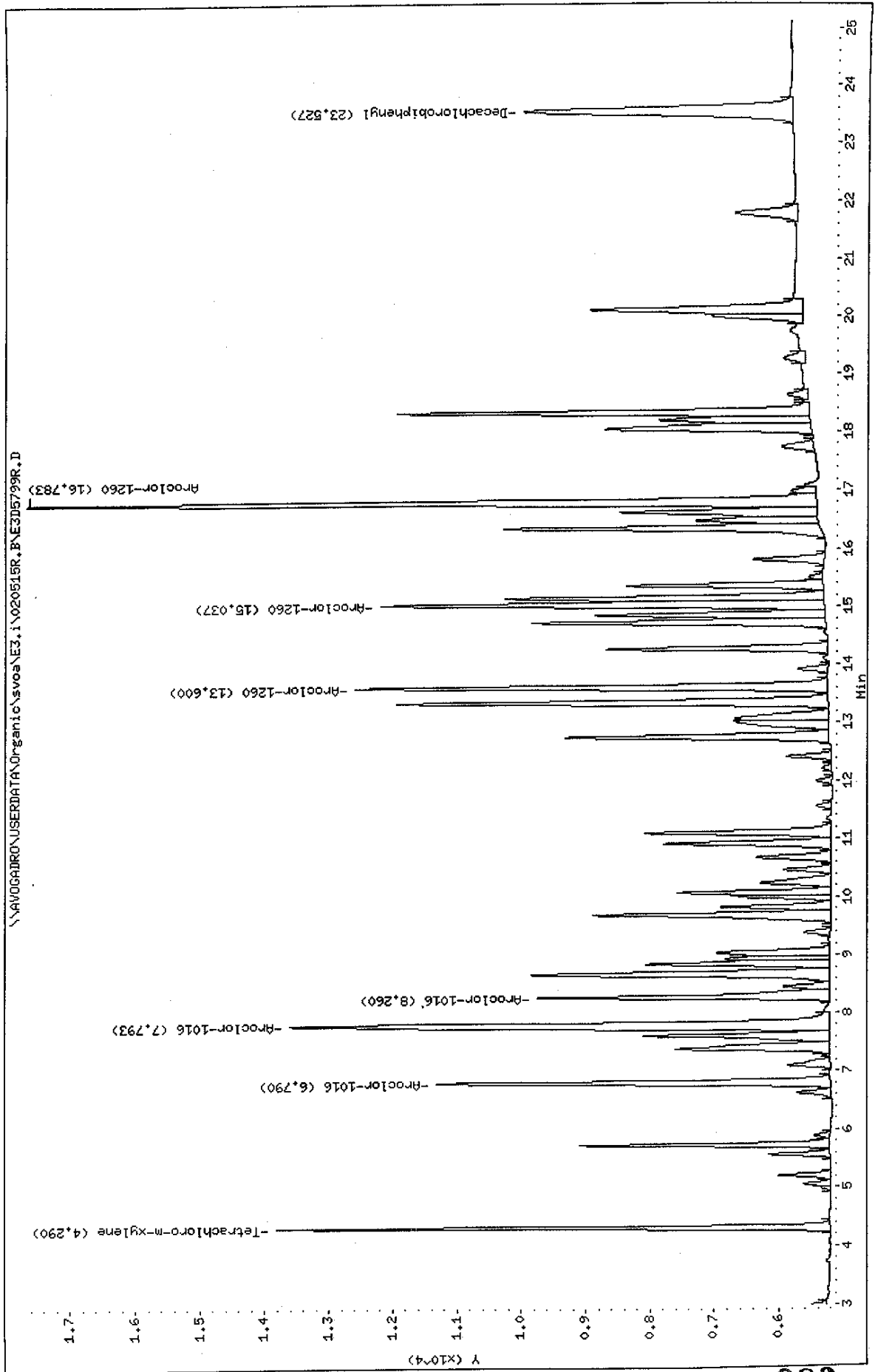


Data File: \\AVOCADRO\USERDATA\Organic\svoa\E3.i\020515R.B\E3D5799R.D  
Date: 16-MAY-2002 03:41  
Client ID: B3ALCS  
Sample Info: B0515-LS1,B3ALCS,B0515-BS1,pcb.sub,,  
Volume Injected (uL): 1.0  
Column phase: DB-608

Instrument: E3.i

Operator: PETER

Column diameter: 0.53



Data File: E3D5799F.D  
 Report Date: 16-May-2002 14:34

Mitkem Corporation

Sample #1 : \\AVOGADRO\USERDATA\Organic\svoa\E3.i\020515F.B\E3D5799F.D  
 Sample #2 : \\AVOGADRO\USERDATA\Organic\svoa\E3.i\020515R.B\E3D5799R.D  
 Inj Date : 16-MAY-2002 03:41  
 Sample Info: B0515-LS1,B3ALCS,B0515-BS1,pcb.sub,,  
 Misc Info :  
 Cal Date : 16-MAY-2002 13:20  
 Operator : PETER  
 Inst ID : E3.i  
 Dil Factor : 1.000000

Method #1 : \\AVOGADRO\USERDATA\Organic\svoa\E3.i\020515F.B\E3\_PCB\_F.m  
 Method #2 : \\AVOGADRO\USERDATA\Organic\svoa\E3.i\020515R.B\E3\_PCB\_R.m  
 Sub List #1 : pcb.sub  
 Sub List #2 : pcb.sub  
 Col #1 Phase : DB-1701  
 Col #2 Phase : DB-608

Concentration Formula:  $Amt * DF * Uf * Vt / (Vi * Ws * (100 - M) / 100)$

| Name | Value     | Description                               |
|------|-----------|-------------------------------------------|
| DF   | 1.000     | Dilution Factor                           |
| Uf   | 1.000     | Correction factor                         |
| Vt   | 10000.000 | Volume of final extract (uL) (1000 low, 2 |
| Vi   | 1.000     | Volume injected (uL)                      |
| Ws   | 30.000    | Weight of sample extracted (g)            |
| M    | 0.000     | % Moisture                                |

| Compound             | RT#1                      | RT#2   | Resp#1 | Resp#2 | Conc#1<br>(ug/Kg) | Conc#2<br>(ug/Kg) | Target Range   | Ratio  |
|----------------------|---------------------------|--------|--------|--------|-------------------|-------------------|----------------|--------|
| Tetrachloro-m-xylene | 4.350                     | 4.290  | 21200  | 8594   | 12                | 12                |                | 100.00 |
| Decachlorobiphenyl   | 21.790                    | 23.527 | 14189  | 4158   | 14                | 15                |                | 100.00 |
| Aroclor-1016         | 6.557                     | 6.790  | 17370  | 6106   | 360               | 350               | 80.00- 120.00  | 100.00 |
|                      | 7.770                     | 7.793  | 28861  | 8375   | 360               | 350               | 154.63- 194.63 | 166.15 |
|                      | 8.133                     | 8.260  | 12343  | 4538   | 370               | 350               | 53.33- 93.33   | 71.06  |
|                      | Average of Peak Amounts = |        |        |        | 360               | 350               |                |        |
| Aroclor-1260         | 12.940                    | 13.600 | 19548  | 7332   | 350               | 350               | 80.00- 120.00  | 100.00 |
|                      | 13.650                    | 15.037 | 24500  | 6892   | 350               | 340               | 109.09- 149.09 | 125.33 |
|                      | 16.770                    | 16.783 | 40913  | 12228  | 350               | 340               | 192.94- 232.94 | 209.30 |
|                      | Average of Peak Amounts = |        |        |        | 350               | 340               |                |        |

*Handwritten signature*

FORM 1  
PCB ORGANICS ANALYSIS DATA SHEET

CLIENT SAMPLE NO.

B3ALCSD

Lab Name: MITKEM CORPORATION                      Contract:  
 Lab Code: MITKEM      Case No.:                      SAS No.:                      SDG No.: A0747  
 Matrix: (soil/water) SOIL                              Lab Sample ID: B0515-LS1D  
 Sample wt/vol:                      30.0 (g/mL) G                      Lab File ID: E3D5800F  
 % Moisture: 0                      decanted: (Y/N) N                      Date Received: \_\_\_\_\_  
 Extraction: (SepF/Cont/Sonc) SONC                      Date Extracted: 05/15/02  
 Concentrated Extract Volume: 10000 (uL)                      Date Analyzed: 05/16/02  
 Injection Volume: 1.0 (uL)                              Dilution Factor: 1.0  
 GPC Cleanup: (Y/N) N                      pH: \_\_\_\_                      Sulfur Cleanup: (Y/N) Y

| CAS NO.         | COMPOUND     | CONCENTRATION UNITS: |       |
|-----------------|--------------|----------------------|-------|
|                 |              | (ug/L or ug/Kg)      | UG/KG |
| 12674-11-2----- | Aroclor-1016 | 360                  |       |
| 11104-28-2----- | Aroclor-1221 | 33                   | U     |
| 11141-16-5----- | Aroclor-1232 | 33                   | U     |
| 53469-21-9----- | Aroclor-1242 | 33                   | U     |
| 12672-29-6----- | Aroclor-1248 | 33                   | U     |
| 11097-69-1----- | Aroclor-1254 | 33                   | U     |
| 11096-82-5----- | Aroclor-1260 | 350                  |       |

Data File: \\AVOCARDR\USERDATA\Organic\svoa\E3.1\020515F.B\E3D8800F.D

Date: 16-MAY-2002 04:10

Client ID: B3ALCSD

Sample Info: B0515-LS1D,B3ALCSD,B0515-B54,pob,sub,,

Volume Injected (uL): 1.0

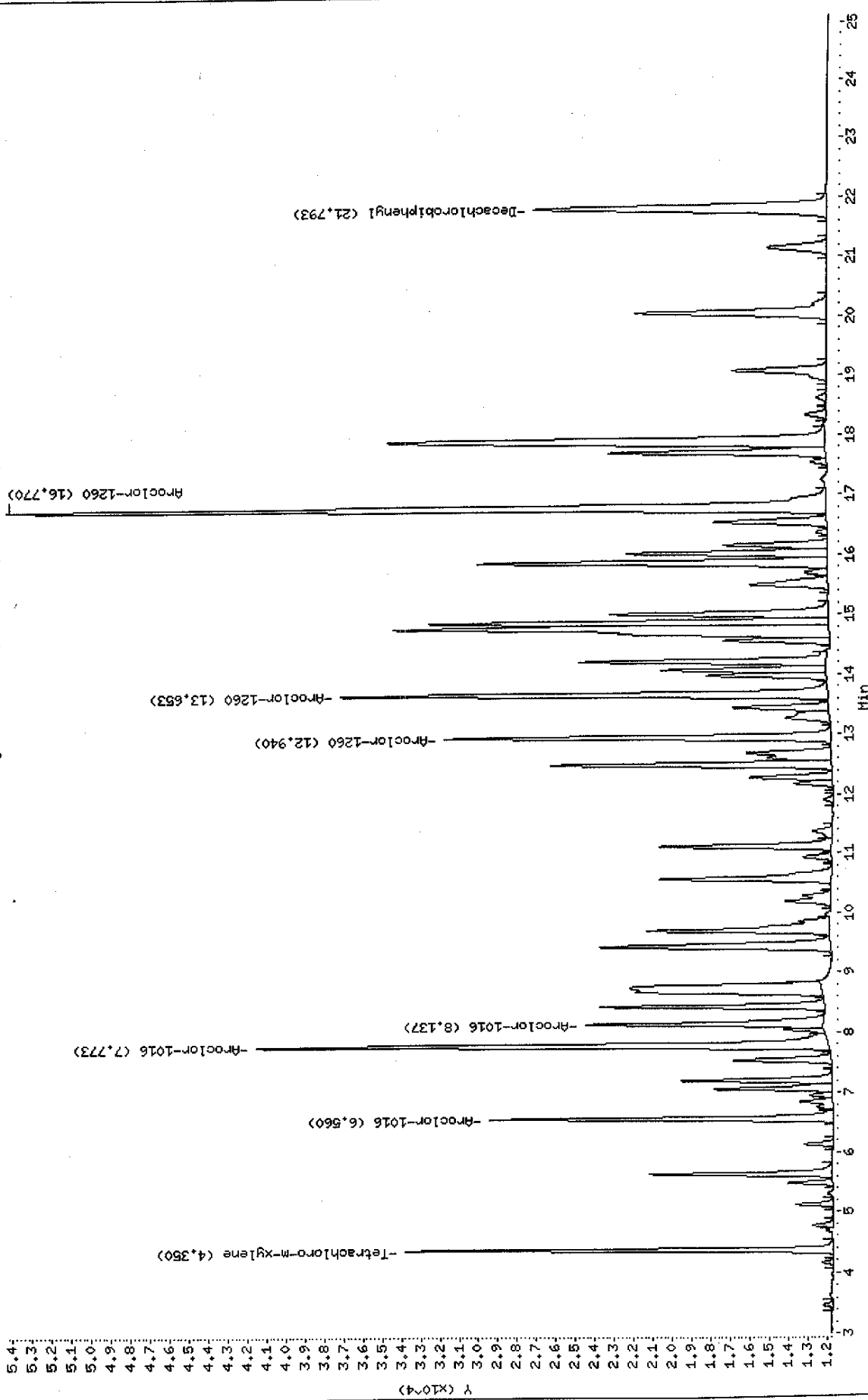
Column phase: DB-1701

Instrument: E3.1

Operator: PETER

Column diameter: 0.53

\\AVOCARDR\USERDATA\Organic\svoa\E3.1\020515F.B\E3D8800F.D



Data File: \\AVOGADRO\USERDATA\Organic\svoa\E3.i\020515R.BAE305800R.D

Date : 16-MAY-2002 04:10

Client ID: B3ALCSD

Sample Info: B0515-LS1D,B3ALCSD,B0515-BS1,pcb.sub,,

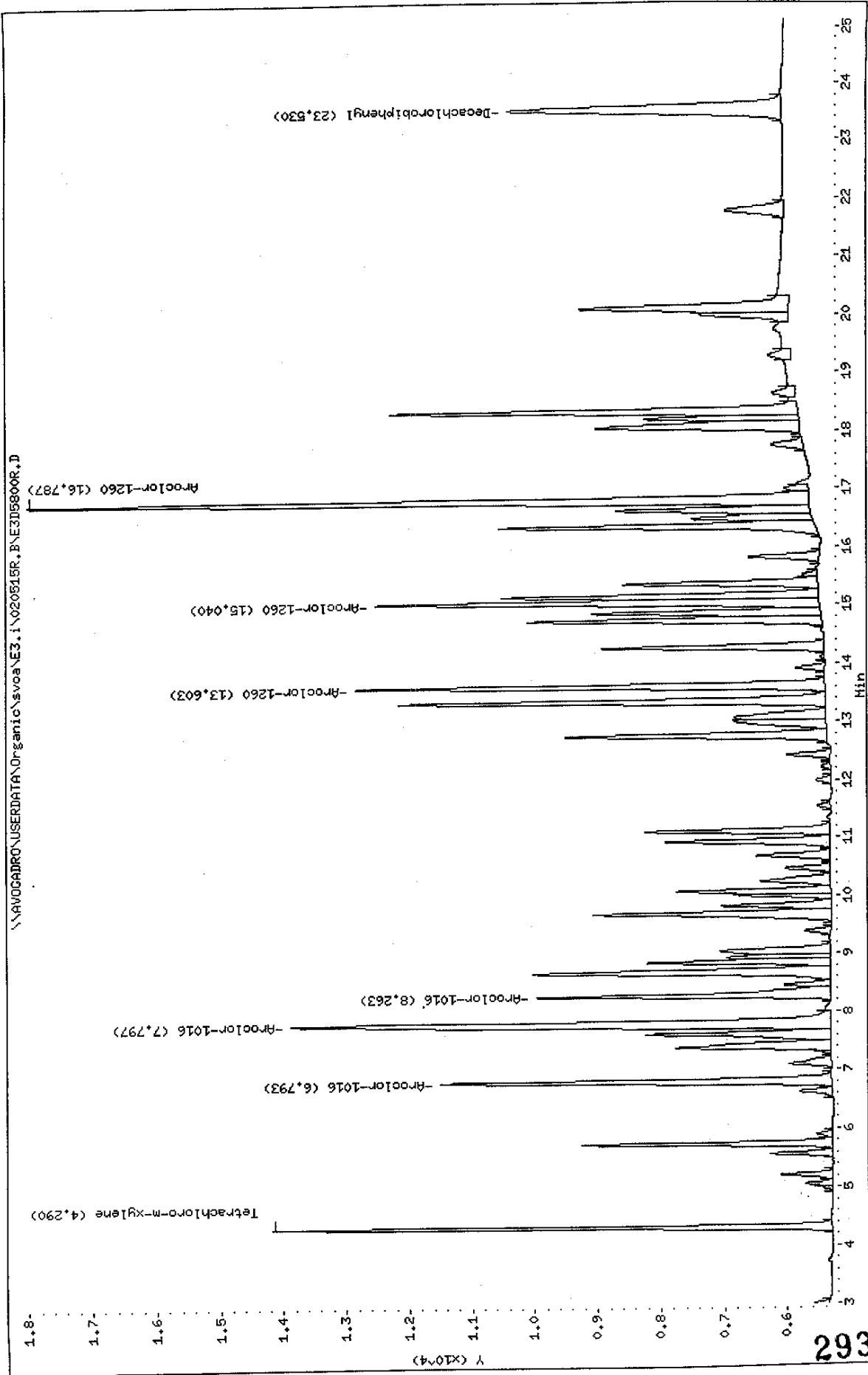
Volume Injected (uL): 1.0

Column phase: DB-608

Instrument: E3.i

Operator: PETER

Column diameter: 0.53





Data File: E3D5800F.D  
 Report Date: 16-May-2002 14:34

Mitkem Corporation

Sample #1 : \\AVOGADRO\USERDATA\Organic\svoa\E3.i\020515F.B\E3D5800F.D  
 Sample #2 : \\AVOGADRO\USERDATA\Organic\svoa\E3.i\020515R.B\E3D5800R.D  
 Inj Date : 16-MAY-2002 04:10  
 Sample Info: B0515-LS1D,B3ALCSD,B0515-BS1,pcb.sub,,  
 Misc Info :  
 Cal Date : 16-MAY-2002 13:20  
 Operator : PETER  
 Inst ID : E3.i  
 Dil Factor : 1.000000

Method #1 : \\AVOGADRO\USERDATA\Organic\svoa\E3.i\020515F.B\E3\_PCB\_F.m  
 Method #2 : \\AVOGADRO\USERDATA\Organic\svoa\E3.i\020515R.B\E3\_PCB\_R.m  
 Sub List #1 : pcb.sub  
 Sub List #2 : pcb.sub  
 Col #1 Phase : DB-1701  
 Col #2 Phase : DB-608

Concentration Formula: Amt \* DF \* Uf \* Vt / (Vi \* Ws \* (100 - M) / 100)

| Name | Value     | Description                               |
|------|-----------|-------------------------------------------|
| DF   | 1.000     | Dilution Factor                           |
| Uf   | 1.000     | Correction factor                         |
| Vt   | 10000.000 | Volume of final extract (uL) (1000 low, 2 |
| Vi   | 1.000     | Volume injected (uL)                      |
| Ws   | 30.000    | Weight of sample extracted (g)            |
| M    | 0.000     | % Moisture                                |

| Compound                  | RT#1                      | RT#2   | Resp#1 | Resp#2 | Conc#1<br>(ug/Kg) | Conc#2<br>(ug/Kg) | Target Range   | Ratio  |
|---------------------------|---------------------------|--------|--------|--------|-------------------|-------------------|----------------|--------|
| Tetrachloro-m-xylene      | 4.350                     | 4.290  | 22102  | 8884   | 13                | 13                |                | 100.00 |
| Decachlorobiphenyl        | 21.793                    | 23.530 | 15078  | 4349   | 14                | 16                |                | 100.00 |
| Aroclor-1016              | 6.560                     | 6.793  | 17735  | 6217   | 370               | 360               | 80.00- 120.00  | 100.00 |
|                           | 7.773                     | 7.797  | 29578  | 8566   | 370               | 360               | 154.63- 194.63 | 166.78 |
| Aroclor-1260              | 8.137                     | 8.263  | 12266  | 4661   | 370               | 360               | 53.33- 93.33   | 69.16  |
|                           | Average of Peak Amounts = |        |        |        | 370               | 360               |                |        |
| Aroclor-1260              | 12.940                    | 13.603 | 20012  | 7451   | 360               | 360               | 80.00- 120.00  | 100.00 |
|                           | 13.653                    | 15.040 | 25182  | 7059   | 370               | 350               | 109.09- 149.09 | 125.83 |
|                           | 16.770                    | 16.787 | 42288  | 12385  | 360               | 340               | 192.94- 232.94 | 211.31 |
| Average of Peak Amounts = |                           |        |        | 360    | 350               |                   |                |        |

*Handwritten signature*  
 5/16/02

**MITKEM CORPORATION ORGANIC PREP - SAMPLE PREPARATION : PEST/PCB**

| Date: 5.15.02 |        | Analysis: PCB |                          | Method & SOP # |                       | Aq: 3510C (SepF) 3520C (Liq/Liq)<br>Soxh: 3530B (Somb) 3540C (Soxhlet) |         | Matrix: Aqueous <u>Soil</u> Wipe Oil<br>Other: |                               | Project(s): A0747 A0748            |                            |                                      |                     |
|---------------|--------|---------------|--------------------------|----------------|-----------------------|------------------------------------------------------------------------|---------|------------------------------------------------|-------------------------------|------------------------------------|----------------------------|--------------------------------------|---------------------|
| Blank ID      | LCS ID | Client ID     | Sample Wt (g) / Vol (ml) | Analyst        | Surrogate Spike Added | Spiked By                                                              | Witness | Emulsion                                       | Esterification Date / Analyst | Final Concentration Date / Analyst | Final Concentration Volume | Acid / Copper Cleanup Date / Analyst | Date Extract Trans. |
| B0575         | B0575  | B0575         | 30.0g ✓                  | B              | OPW020520A            | B                                                                      | B       |                                                | 5/15/02                       | 5/15/02                            | 10 mL                      | 73                                   | 5/15/02             |
| ↓             | LS1    |               | 30.0g ✓                  |                |                       |                                                                        |         |                                                |                               |                                    |                            |                                      |                     |
| A0747         | LS1DUP |               | 30.0g ✓                  |                |                       |                                                                        |         |                                                |                               |                                    |                            |                                      |                     |
| ↓             | 001    |               | 30.5g ✓                  |                |                       |                                                                        |         |                                                |                               |                                    |                            |                                      |                     |
| ↓             | 002    |               | 30.2g ✓                  |                |                       |                                                                        |         |                                                |                               |                                    |                            |                                      |                     |
| ↓             | 003    |               | 30.2g ✓                  |                |                       |                                                                        |         |                                                |                               |                                    |                            |                                      |                     |
| ↓             | 004    |               | 30.3g ✓                  |                |                       |                                                                        |         |                                                |                               |                                    |                            |                                      |                     |
| ↓             | 005    |               | 30.0g ✓                  |                |                       |                                                                        |         |                                                |                               |                                    |                            |                                      |                     |
| ↓             | 006    |               | 30.1g ✓                  |                |                       |                                                                        |         |                                                |                               |                                    |                            |                                      |                     |
| ↓             | 007    |               | 30.1g ✓                  |                |                       |                                                                        |         |                                                |                               |                                    |                            |                                      |                     |
| ↓             | 008    |               | 30.2g ✓                  |                |                       |                                                                        |         |                                                |                               |                                    |                            |                                      |                     |
| ↓             | 009    |               | 30.2g ✓                  |                |                       |                                                                        |         |                                                |                               |                                    |                            |                                      |                     |
| ↓             | 010    |               | 30.1g ✓                  |                |                       |                                                                        |         |                                                |                               |                                    |                            |                                      |                     |
| ↓             | 011    |               | 30.6g ✓                  |                |                       |                                                                        |         |                                                |                               |                                    |                            |                                      |                     |
| ↓             | 012    |               | 30.2g ✓                  |                |                       |                                                                        |         |                                                |                               |                                    |                            |                                      |                     |
| A0748         | 001    |               | 30.3g ✓                  |                |                       |                                                                        |         |                                                |                               |                                    |                            |                                      |                     |

Comments:

Water Bath Temp. 70°C Sonicator Tuned? Yes/No

PM 5/15/02

MITKEM CORP. % Moisture and % Solid Determination Logbook

| Date In | Sample ID | Oven Temp. In | Tare Wt. (g) | Wet Wt. (g) | Wet Wt. Tared (g) | Date Out | Oven Temp. Out | Dry Wt. (g) | Dry Wt. Tared (g) | % Solids | Analyst | Calc. Checked |
|---------|-----------|---------------|--------------|-------------|-------------------|----------|----------------|-------------|-------------------|----------|---------|---------------|
| 5-13-02 | A0734     | 107°C         | 0.9          | 7.7         | 6.8               | 5-14-02  | 105°C          | 3.4         | 2.4               | 35       | PMJ/SK  |               |
| "       | "         | "             | "            | 8.5         | 7.6               | ↓        | ↓              | 3.7         | 2.7               | 30       | ↓       |               |
| 5-15-02 | A0747     | 106°C         | 1.0          | 7.5         | 6.5               | 5-16-02  | 105            | 6.3         | 5.3               | 82       | AS      | 18            |
| "       | "         | "             | "            | 6.1         | 5.1               | ↓        | ↓              | 5.3         | 4.3               | 84       | ↓       | 16            |
| "       | "         | "             | "            | 5.9         | 4.9               | ↓        | ↓              | 5.0         | 4.0               | 82       | ↓       | 18            |
| "       | "         | "             | "            | 6.3         | 5.3               | ↓        | ↓              | 6.1         | 5.1               | 96       | 4       |               |
| "       | "         | "             | "            | 7.6         | 6.6               | ↓        | ↓              | 7.1         | 6.1               | 92       | 8       |               |
| "       | "         | "             | "            | 5.5         | 4.5               | ↓        | ↓              | 5.1         | 4.1               | 91       | 9       |               |
| "       | "         | "             | "            | 5.4         | 4.4               | ↓        | ↓              | 4.6         | 3.6               | 81       | 19      |               |
| "       | "         | "             | "            | 7.3         | 6.3               | ↓        | ↓              | 6.3         | 5.3               | 84       | 16      |               |
| "       | "         | "             | "            | 6.1         | 5.1               | ↓        | ↓              | 4.1         | 3.1               | 61       | 39      |               |
| "       | "         | "             | "            | 5.8         | 4.8               | ↓        | ↓              | 4.1         | 3.1               | 65       | 35      |               |
| "       | "         | "             | "            | 6.7         | 5.7               | ↓        | ↓              | 5.0         | 4.0               | 70       | 30      |               |
| "       | "         | "             | "            | 5.5         | 4.5               | ↓        | ↓              | 4.1         | 3.1               | 69       | 31      |               |
| 5-15-02 | A0758     | 100°C         | 1.0          | 5.2         | 4.2               | 05-16-02 | 105            | 4.5         | 3.5               | 83       |         |               |
| "       | "         | "             | "            | 6.5         | 5.5               | ↓        | ↓              | 5.4         | 4.4               | 80       |         |               |
| "       | "         | "             | "            | 7.1         | 6.1               | ↓        | ↓              | 5.7         | 4.7               | 79       |         |               |
| "       | "         | "             | "            | 5.2         | 4.2               | ↓        | ↓              | 4.2         | 3.2               | 76       |         |               |
| "       | "         | "             | "            | 5.5         | 4.5               | ↓        | ↓              | 4.2         | 3.2               | 71       |         |               |
| "       | "         | "             | "            | 6.8         | 5.8               | ↓        | ↓              | 5.4         | 4.4               | 76       |         |               |
| "       | "         | "             | "            | 7.1         | 6.1               | ↓        | ↓              | 5.7         | 4.7               | 77       |         |               |
| "       | "         | "             | "            | 8.1         | 7.1               | ↓        | ↓              | 6.6         | 5.6               | 79       | ↓       |               |

% Solid = Dry Wt. Tared/Wet Wt. Tared x 100

% Moisture = 100 - % Solid

QA00209

Log ID: 9SR-05

Reviewed By: SBL 5/20/02

Page: 0 0088



| MITKEM CORPORATION: Sample Receipt Tracking Logbook |               |        |                  |                         |                              |                              |                       |                      |                       |                      |                       |               |               |
|-----------------------------------------------------|---------------|--------|------------------|-------------------------|------------------------------|------------------------------|-----------------------|----------------------|-----------------------|----------------------|-----------------------|---------------|---------------|
| Project                                             | Date Received | Client | Storage Location | #s/ Analyst/ Date In    | #s/ Analyst/ Date Out        | #s/ Analyst/ Date In         | #s/ Analyst/ Date Out | #s/ Analyst/ Date In | #s/ Analyst/ Date Out | #s/ Analyst/ Date In | #s/ Analyst/ Date Out | Dispose After | Date Disposed |
| A0746                                               | 5/15/02       | DOWN   | EA<br>RA<br>RAL  | 01-07<br>02-07<br>02-07 | 1-7 05:15<br>2-7 09:16       | 1-7 05:15<br>1-7 05:15       |                       |                      |                       |                      |                       |               |               |
| A0747                                               | 5-15-02       | D+B    | AU               | 01-12                   | 1-12<br>5/15/02<br>TS        | 1-12<br>5/12/02<br>TS        |                       |                      |                       |                      |                       |               |               |
| A0748                                               | 5-15-02       | D+B    | SUB<br>A3        | 01<br>01                | 01/05/15<br>01/02<br>5/15/02 | 01/05/15<br>01/02<br>5/15/02 |                       |                      |                       |                      |                       |               |               |
| A0749                                               | 5-15-02       | EHSS   | VA<br>EA         | 01-05<br>01-05          | 1-05 05:15<br>1-05 05:15     | 1-05 05:15<br>1-05 05:15     |                       |                      |                       |                      |                       |               |               |
| A0750                                               | 5-15-02       | EPA    |                  |                         |                              |                              |                       |                      |                       |                      |                       |               |               |

# MITKEM CORPORATION - PEST/PCB RUN LOGBOOK: INSTRUMENT E2

| Date    | Lab ID | Client ID. | Std. ID. | Method | Filename    | Dilution | yes/no | Analyst | Comments |
|---------|--------|------------|----------|--------|-------------|----------|--------|---------|----------|
| 5/10/02 | PRIME  |            |          | CPK6   | 600060 0302 |          | -      | JPL     |          |
|         |        |            |          |        | 93 0093     |          |        |         |          |
|         |        |            |          |        | 94 0094     |          |        |         |          |
|         |        |            |          |        | 0085        |          |        |         |          |
|         |        |            |          |        | E200393     |          | ✓      |         |          |
|         |        |            |          |        | 94          |          |        |         |          |
|         |        |            |          |        | 95          |          |        |         |          |
|         |        |            |          |        | 96          |          |        |         |          |
|         |        |            |          |        | 97          |          |        |         |          |
|         |        |            |          |        | 98          |          |        |         |          |
|         |        |            |          |        | 99          |          |        |         |          |
|         |        |            |          |        | 400         |          |        |         |          |
|         |        |            |          |        | 01          |          |        |         |          |
|         |        |            |          |        | 02          |          |        |         |          |
|         |        |            |          |        | 03          |          |        |         |          |
|         |        |            |          |        | 04          |          |        |         |          |
|         |        |            |          |        | 05          |          |        |         |          |
|         |        |            |          |        | 06          |          |        |         |          |
|         |        |            |          |        | 07          |          |        |         |          |
|         |        |            |          |        | 08          |          |        |         |          |
|         |        |            |          |        | 09          |          |        |         |          |
|         |        |            |          |        | 10          |          |        |         |          |
|         |        |            |          |        | 11          |          |        |         |          |

# MITKEM CORPORATION - PEST/PCB RUN LOGBOOK: INSTRUMENT E2

| Date    | Lab ID    | Client ID | Std. ID    | Method | Filename | Dilution | yes/no | Analyst | Comments |
|---------|-----------|-----------|------------|--------|----------|----------|--------|---------|----------|
| 5/10/02 | AR1600RB3 | AR1600 RB | PW020004YS | CLPK6  | E2D00412 | -        | ✓      | JPL     |          |
|         | L4        | L4        | R          |        | 13       |          | ↓      |         |          |
|         | L5        | L5        | Q          |        | 14       |          |        |         |          |
|         | AR1600 SS | -         | -          |        | 15       |          | ✓✓     |         |          |
|         | PE01C     | -         | -          |        | 16       |          | -      |         |          |
| 5/13/02 | PRIME     | -         | -          | CLPK6  | E2D00417 | -        | -      | JPL     |          |
|         | ↓         | ↓         | ↓          |        | 18       |          | ↓      |         |          |
|         | PIB1C     | ↓         | ↓          |        | 19       |          | ↓      |         |          |
|         | AR1247 RA | AR1247 RA | PW0200181A |        | 20       |          | ✓ ✓    |         |          |
|         | 1248      | 1248      | PW0200401A |        | 21       |          | ✓ ✓    |         |          |
|         | 1254      | 1254      | PW0200101B |        | 22       |          | ✓ ✓    |         |          |
|         | 1660 ↓    | 1660 ↓    | PW020004YS |        | 23       |          | ✓✓ ✓✓  |         |          |
|         | PIB1C     |           |            |        | 24       |          | -      |         |          |
|         | BOS11 B01 |           |            |        | 25       |          | ✓ ✓    |         |          |
|         | LW1       |           |            |        | 26       |          | -      |         | } Review |
|         | LW1D      |           |            |        | 27       |          | -      |         |          |
|         | AB729-01  |           |            |        | 28       |          | ✓ ✓    |         | ND       |
|         | PIB1C     |           |            |        | 29       |          | -      |         |          |
|         | AR1247 RB |           |            |        | 30       |          | ✓ ✓    |         |          |
|         | 1248      |           |            |        | 31       |          | ✓ ✓    |         |          |
|         | 1254      |           |            |        | 32       |          | ✓ ✓    |         |          |
|         | 1660      |           |            |        | 33       |          | ✓✓ ✓✓  |         |          |
|         | 1232      |           |            |        | 34       |          | ✓ ✓    |         |          |

**MITKEM CORPORATION - PEST/PCB RUN LOGBOOK: INSTRUMENT E2**

| Date    | Lab ID    | Client ID. | Std. ID. | Method | Filename | Dilution | yes/no | Analyst | Comments |
|---------|-----------|------------|----------|--------|----------|----------|--------|---------|----------|
| 5/17/82 | AD740-46A | B-3261054  | -        | CLP K  | EAD0566  | 5        | ✓      | JPC     | 48       |
| ↓       | PEBUC     | -          | ↓        |        | 67       | -        | -      |         |          |
| 5/18/82 | AD742 DE  |            |          |        | 68       |          | ✓      |         |          |
| ↓       | 1248      |            |          |        | 69       |          | ✓      |         |          |
| ↓       | 1254      |            |          |        | 70       |          | ✓      |         |          |
| ↓       | 1660      |            |          |        | 71       |          | ✓✓     |         |          |
| ↓       | PEBUC     | -          | -        |        | 72       |          | -      |         |          |
| ↓       | B0510-BW1 |            |          |        | 73       |          | ✓      |         |          |
| ↓       | -LW1      |            |          |        | 74       |          | ✓      |         |          |
| ↓       | -LWID     |            |          |        | 75       |          | ✓      |         |          |
| ↓       | AD760-DIE | FRUCTANE   |          |        | 76       |          | ✓      |         | MD       |
| ↓       | AD788-DIA | MW-3       |          |        | 77       |          | ✓      |         | MD       |
| ↓       | -02A      | -6         |          |        | 78       |          | ✓      |         | MD       |
| ↓       | -03A      | -5         |          |        | 79       |          | ✓      |         | MD       |
| ↓       | B0515-BW1 | -          |          |        | 80       |          | ✓      |         |          |
| ↓       | -LW1      |            |          |        | 81       |          | ✓      |         |          |
| ↓       | -LWID     |            |          |        | 82       |          | ✓      |         |          |
| ↓       | PEBUC     |            | ↓        |        | 83       |          | -      |         |          |
| ↓       | AD742 R1  |            |          |        | 84       |          | ✓      |         |          |
| ↓       | 1244      |            |          |        | 85       |          | ✓      |         |          |
| ↓       | 1254      |            |          |        | 86       |          | ✓      |         |          |
| ↓       | 1660      |            |          |        | 87       |          | ✓✓     |         |          |
| ↓       | PEBUC     | -          | -        |        | 88       |          | -      |         |          |



# MITKEM CORPORATION - PEST/PCB RUN LOGBOOK: INSTRUMENT E2

| Date    | Lab ID    | Client ID. | Std. ID. | Method | Filename | Dilution | yes/no | Analyst | Comments |
|---------|-----------|------------|----------|--------|----------|----------|--------|---------|----------|
| 5/20/02 | A0754-01A | -          | -        | UP 10  | E2D 0589 | -        | ✓      | JPL     | ND       |
|         | B0515-851 | -          | -        |        | 90       |          | ✓      |         |          |
|         | -LS1      | ↓          | ↓        |        | 91       |          | ✓      |         |          |
|         | -LS1D     | ↓          | ↓        |        | 92       |          | ✓      |         |          |
|         | A0740-07A | ↓          | ↓        |        | 93       | 10       | ✓      |         | AR       |
|         | -08A      | ↓          | ↓        |        | 94       |          | ✓      |         | AR       |
|         | -09A      | ↓          | ↓        |        | 95       |          | ✓      |         | AR       |
|         | -10A      | ↓          | ↓        |        | 96       |          | ✓      |         | AR       |
|         | -11A      | ↓          | ↓        |        | 97       |          | ✓      |         | AR       |
|         | -12A      | ↓          | ↓        |        | 98       |          | ✓      |         | AR       |
|         | PEBUC     | -          | ↓        |        | 99       |          | -      |         |          |
|         | AR007 P2  | -          | ↓        |        | 00       |          | ✓      |         |          |
|         | 1248      | -          | ↓        |        | 01       |          | ✓      |         |          |
|         | 1054      | -          | ↓        |        | 02       |          | ✓      |         |          |
|         | 1610      | -          | ↓        |        | 03       |          | ✓      |         |          |
|         | PEBUC     | -          | ↓        |        | 04       |          | -      |         |          |
|         | P0509-051 | ↓          | ↓        |        | 05       |          | ✓      |         |          |
|         | -851      | ↓          | ↓        |        | 06       |          | ✓      |         |          |
|         | GELWES    | ↓          | ↓        |        | 07       |          | -      |         |          |
|         | PEBUC     | ↓          | ↓        |        | 08       |          | -      |         |          |
|         | ↓         | ↓          | ↓        |        | 09       |          | ↓      |         |          |
|         | ↓         | ↓          | ↓        |        | 10       |          | ↓      |         |          |

MITKEM CORPORATION - PEST/PCB RUN LOGBOOK: INSTRUMENT E3

| Date    | Lab ID    | Client ID. | Std. ID. | Method | Filename | Dilution | yes/no | Analyst | Comments                 |
|---------|-----------|------------|----------|--------|----------|----------|--------|---------|--------------------------|
| 7/9/62  | AR1660L3  |            |          | PCB    | E3D5756  |          | ↑↑     | Y       |                          |
|         | PIBUC     |            |          |        | ↓ 5758   |          |        |         |                          |
| 7/10/62 | AR1660L3  |            |          |        | ↓ 59     |          |        |         |                          |
|         |           |            |          |        | ↓ 60     |          |        |         |                          |
|         |           |            |          | PCB1   | ↓ 61     |          |        |         |                          |
|         |           |            |          | ↓ 2    | ↓ 62     |          |        |         |                          |
| 7/13/62 | PRIME     |            |          | PCB2   | E3D5763  |          |        |         |                          |
|         | AR1660L1  |            |          |        | ↓ 64     |          |        |         | Temp/Pressure testing    |
|         | 2         |            |          |        | ↓ 65     |          |        |         | can pass by sensor       |
|         | 3         |            |          |        | ↓ 66     |          |        |         | not by average.          |
|         | 4         |            |          |        | ↓ 67     |          |        |         |                          |
|         | 5         |            |          |        | ↓ 68     |          |        |         | reproduce L3 assc, pass! |
| 7/15/62 | PRIME     |            |          | PCB3   | E3D5773  |          |        |         |                          |
|         |           |            |          |        | ↓ 74     |          |        |         |                          |
|         | AR1232AL3 |            |          |        | ↓ 75     |          | OK     |         |                          |
|         | AR1242AL1 |            |          |        | ↓ 76     |          |        |         |                          |
|         | 2         |            |          |        | ↓ 77     |          |        |         |                          |
|         | 3         |            |          |        | ↓ 78     |          |        |         |                          |
|         | 4         |            |          |        | ↓ 79     |          |        |         |                          |
|         | 5         |            |          |        | ↓ 80     |          |        |         |                          |
|         | AR1248AL1 |            |          |        | ↓ 81     |          |        |         |                          |
|         | 2         |            |          |        | ↓ 82     |          |        |         |                          |
|         | 3         |            |          |        | ↓ 83     |          |        |         |                          |

MITKEM CORPORATION - PEST/PCB RUN LOGBOOK: INSTRUMENT E3

| Date    | Lab ID    | Client ID. | Std. ID. | Method | Filename | Dilution | yes/no | Analyst | Comments |
|---------|-----------|------------|----------|--------|----------|----------|--------|---------|----------|
| 5/15/02 | AR124864  |            |          | PCB3   | E3D5784  |          | OK     | ~       |          |
|         | ↓ 5       |            |          |        | 85       |          |        |         |          |
|         | AR215441  |            |          |        | 86       |          |        |         |          |
|         | ↓ 2       |            |          |        | 87       |          |        |         |          |
|         | ↓ 3       |            |          |        | 88       |          |        |         |          |
|         | ↓ 4       |            |          |        | 89       |          |        |         |          |
|         | ↓ 5       |            |          |        | 90       |          |        |         |          |
|         | AR1660AL1 |            |          |        | 91       |          |        |         |          |
|         | ↓ 2       |            |          |        | 92       |          |        |         |          |
|         | ↓ 3       |            |          |        | 93       |          |        |         |          |
|         | ↓ 4       |            |          |        | 94       |          |        |         |          |
|         | ↓ 5       |            |          |        | 95       |          | ↓      |         |          |
|         | AR16WAZS  |            |          |        | 96       |          | ✓      |         | SS OK    |
|         | PUBLK     |            |          |        | 97       |          | ✓      |         |          |
|         | BOSTS-BS1 |            |          |        | 98       |          | ✓      |         |          |
|         | LS1       |            |          |        | 99       |          | ✓      |         |          |
|         | LSID      |            |          |        | 5800     |          | ✓      |         |          |
|         | AD748-61C |            |          |        | 1.       |          | ✓      |         | Clean    |
|         | 00747-01A |            |          |        | 2        |          | ✓      |         | 54.48    |
|         | ↓ 3       |            |          |        | 3        |          | ✓      |         | 1.48     |
|         | ↓ 3       |            |          |        | 4        |          | ✓      |         |          |
|         | ↓ 4       |            |          |        | 5        |          | ✓      |         |          |
|         | ↓ 5       |            |          |        | 6        |          | ✓      |         |          |

AT00177

pg ID: 9PB-03

304

Reviewed By: 7 5/16/02

je: 0 0032

**MITKEM CORPORATION - PEST/PCB RUN LOGBOOK: INSTRUMENT E3**

| Date    | Lab ID                             | Client ID. | Std. ID. | Method | Filename | Dilution | yes/no | Analyst | Comments     |
|---------|------------------------------------|------------|----------|--------|----------|----------|--------|---------|--------------|
| 5/15/02 | A0747-06A                          |            |          | PCB3   | E3D 5807 |          | ✓      | ~y      | Clean        |
|         | PIBLK                              |            |          |        | 8        |          | ✓      |         |              |
|         | AR1242AM1                          |            |          |        | 9        |          | ↑V     |         |              |
|         | 1248                               |            |          |        | 10       |          | ↑V     |         |              |
|         | 1254                               |            |          |        | 11       |          | -      |         | RT shifted → |
|         | 1600                               |            |          |        | 12       |          | -      |         | re-injected  |
|         | <del>PIBLK</del> AR1254M1          |            |          |        | 13       |          | ✓      |         |              |
|         | AR1660M1                           |            |          |        | 14       |          | ✓      |         |              |
|         | PIBLK                              |            |          |        | 15       |          | ✓      |         |              |
|         | BO5S-BW1                           |            | BIBK-3B  |        | 16       |          | ✓      |         |              |
|         | LW1                                |            |          |        | 17       |          | ✓      |         |              |
|         | LW1D                               |            |          |        | 18       |          | ✓      |         |              |
|         | A0754-01C                          |            |          |        | 19       |          | ✓      |         | Clean        |
|         | A0747-07A                          |            |          |        | 20       |          | -      |         | 48 x/10, 42? |
|         | 8                                  |            |          |        | 21       |          | ✓      |         | 48           |
|         | 9                                  |            |          |        | 22       |          | ✓      |         | 48           |
|         | 10                                 |            |          |        | 23       |          | ✓      |         | 48           |
|         | 11                                 |            |          |        | 24       |          | ✓      |         | 48/54?       |
|         | 12                                 |            |          |        | 25       |          | ✓      |         | 48/54?       |
|         | <del>PIBLK</del> A0747-07A P31WSS1 |            |          |        | 28       | 10       | ✓      |         | 48/42?       |
|         | AR1242M1                           |            |          |        | 27       |          | ↑V     |         |              |
|         | 1248                               |            |          |        | 28       |          | ↑↑     |         |              |
|         | 1257                               |            |          |        | 29       |          | ✓↑     |         |              |

2AT00177

og ID: 9PB-03  


Reviewed By:        5/16/02

Page: 0 0032

Last Page of Data Report