

CONTRACT NO. <b>N62472-99-D-0032</b>	CONTRACT TASK ORDER NO. <b>0060</b>	ACTIVITY LOCATION <b>NWIRP – Bethpage, NY</b>
PROJECT TITLE: <b>Operation and Maintenance of a Soil Vapor Extraction/Air Sparging System</b>		
FROM: <b>Foster Wheeler Environmental Corp.: Program QC Manager Thomas Kelly</b>		DATE December 10, 2003
TO: <b>J. Colter (10 CD-Copies)</b>		DATE December 10, 2003

1. THE CONTRACTOR SUBMITTALS LISTED BELOW ARE FORWARDED FOR YOUR REVIEW AND RECOMMENDATIONS.
  - (a) APPLY APPROPRIATE STAMP IMPRINT TO EACH SUBMITTAL AND INDICATE REVIEW COMMENTS, AS REQUIRED.
  - (b) RETAIN ONE (1) COPY OF THIS TRANSMITTAL FORM AND RETURN REMAINING COPIES WITH REVIEWED SUBMITTALS TO ROICC.
2. THESE SUBMITTALS SHOULD BE RETURNED TO THIS OFFICE BY \_\_\_\_\_
3. \_\_\_\_\_

**CD-COPY TO: EFANE:** C. Davis, B. Ingram

**HARD COPY TO:**

ROICC     
  RPM     
  CSO

\_\_\_\_\_ *Thomas Joseph Kelly*      DECEMBER 10, 2003  
 SIGNATURE AND DATE

FROM: DESIGNER	DATE
TO: ROICC	DATE

1. THE SUBMITTALS LISTED BELOW HAVE BEEN REVIEWED AND ARE RETURNED, WITH ACTION TAKEN AS INDICATED.
2. \_\_\_\_\_

**COPY TO:**

ROICC     
  DESIGNER

\_\_\_\_\_  
 SIGNATURE AND DATE

FROM: ROICC	DATE
TO: CONTRACTOR	DATE

1. THE SUBMITTALS LISTED BELOW HAVE BEEN REVIEWED AND ARE APPROVED/DISAPPROVED AS SHOWN BELOW AND ON EACH STAMP IMPRINT.

**COPY TO:**

ROICC     
  OTHER

\_\_\_\_\_  
 FOR COMMANDING OFFICER, ENGINEERING FIELD ACTIVITY      DATE  
 NORTHEAST - NAVAL FACILITIES ENGINEERING COMMAND

ITEM NO.	SUBMITTAL DESCRIPTION	PREPARED/ SUBMITTED BY	APPROVED	DISAPPROVED	REMARKS
1	SD-08, Statements; Final Close Out Report for Construction of a Soil Vapor Extraction/Air Sparging System	Helene Ropars			

---

**FINAL CLOSE OUT REPORT**

---

**CONSTRUCTION OF A SOIL VAPOR EXTRACTION/  
AIR SPARGING SYSTEM  
at  
THE NAVAL WEAPONS  
INDUSTRIAL RESERVE PLANT  
BETHPAGE, NEW YORK**

*Prepared for:*

**ENGINEERING FIELD ACTIVITY-NORTHEAST  
10 Industrial Highway  
Lester, PA 19113**

*Prepared by:*

**FOSTER WHEELER ENVIRONMENTAL CORPORATION  
1000 The American Road  
Morris Plains, NJ 07950**

**December 10, 2003**

**Contract No. N62472-99-D-0032  
Contract Task Order No. 0060**

---

<u>Revision</u>	<u>Date</u>	<u>Prepared By</u>	<u>Approved By</u>	<u>Pages Affected</u>
0	12/10/03	L. Niles	B. Olewinski	All

## TABLE OF CONTENTS

<b>LIST OF ACRONYMS</b>	iii
<b>1.0 INTRODUCTION</b>	1
1.1 SITE DESCRIPTION	1
1.1.1 Site 1 - Former Drum Marshaling Area	1
1.2 GEOLOGY	4
1.3 PURPOSE AND OBJECTIVES	5
<b>2.0 REMEDIAL ACTION</b>	6
2.1 PERMANENT INSTALLATIONS	6
2.1.1 Subcontractors	6
2.1.2 Disposal Facilities	6
2.1.3 Analytical Laboratory	6
2.1.4 Project Schedule	6
2.1.5 Reporting Requirements	7
2.2 REMEDIATION OF SITE	7
2.2.1 Remediation Quantities	7
2.2.2 Operational Sampling and Analysis	8
2.2.2.1 Extracted Vapor Sampling	8
2.2.2.2 Waste Characterization Sampling	8
<b>3.0 ENGINEERING EVALUATION</b>	10
3.1 HISTORICAL PERFORMANCE HISTORY	10
3.2 2001-2002 PERFORMANCE	10
3.3 SVE/AS SYSTEM O&M SAMPLING	11
3.4 ENGINEERING EVALUATION AND OPTIMIZATION	12
<b>4.0 SAMPLING AND ANALYSIS PROGRAM</b>	16
4.1 GROUNDWATER SAMPLING	16
4.1.1 Pre-Operational Groundwater Analytical Results	16
4.1.2 Post-Operational Groundwater Analytical Results	16
4.2 POST-OPERATIONAL SOIL SAMPLING	17
4.2.1 Volatile Organic Compounds in Soil	20
4.2.2 Polychlorinated Biphenyls in Soil	21
4.2.3 Target Analyte List Metals in Soil	21

## LIST OF FIGURES

### Figure No.

1	Site Location	2
2	Site 1 Location	3
3	System Layout Map	Back of Document
4	Effective Radius of Influence Map	Back of Document
5	Groundwater Sample Locations and Results	Back of Document
6	Soil Boring Location Map	Back of Document
7	Soil Boring Results VOC	Back of Document
8	Soil Boring Results PCB	Back of Document

## LIST OF TABLES

### Table No.

1-1	VOC Preliminary Remediation Goals for Site 1	4
2-1	Key Dates	7
2-2	Remediation Quantities	7
3-1	Extraction Well Operating Conditions and Contaminant Concentrations (August 2001)	13
3-2	Extraction Well Operating Conditions and Contaminant Concentrations (October 2001)	14
3-3	System Adjustments	15
4-1	Pre-Operational and Post-Operational Groundwater Results	18
4-2	Total VOCs in Groundwater	19
4-3	VOCs Greater Than Preliminary Remediation Goals	22

APPENDIX A ANALYTICAL DATA RESULTS – EXTRACTED VAPOR SAMPLES  
AND OPERATIONAL DATA

APPENDIX B ANALYTICAL DATA RESULTS – GROUNDWATER SAMPLES

APPENDIX C ANALYTICAL DATA RESULTS – SOIL SAMPLES

## LIST OF ACRONYMS

1,1-DCE	1,1-Dichloroethane
1,1,1-TCA	1,1,1-Trichloroethane
1,2-DCA	1,2-Dichloroethane
1,2-DCE	1,2-Dichloroethene
cfm	Cubic Feet Per Minute
COTR	Contracting Officer's Technical Representative
CTO	Contract Task Order
DO	Delivery Order
EFA-NE	Engineering Field Activity-Northeast
EV	Extracted Vapor
GAC	Granular Activated Carbon
NTR	Navy Technical Representative
NWIRP	Naval Weapons Industrial Reserve Plant
NYSDEC	New York State Department of Environmental Conservation
O&M	Operation and Maintenance
PCB	Polychlorinated Biphenyls
PCE	Tetrachloroethene
PID	Photoionization Detector
PM	Project Manager
ppb	Parts Per Billion
ppm	Parts Per Million
PRG	Preliminary Remediation Goal
RAC	Remedial Action Contract
ROD	Record of Decision
ROICC	Resident Officer in Charge of Construction
SAP	Sampling and Analysis Plan
SOP	Standard Operating Procedure
SOW	Scope of Work
SVE/AS	Soil Vapor Extraction/Air Sparging
SVOC	Semi-Volatile Organic Compounds
SVPM	Soil Vapor Pressure Monitor
TAL	Target Analyte List
TCE	Trichloroethene
TCL	Target Compound List
TCLP	Toxicity Characteristic Leaching Procedure
TSCA	Toxic Substances Control Act
ug/kg	Micrograms Per Kilogram
ug/l	Micrograms Per Liter
VOC	Volatile Organic Compound

## 1.0 INTRODUCTION

Foster Wheeler Environmental Corporation (Foster Wheeler Environmental) has been contracted by the US Navy Engineering Field Activity - Northeast (EFA-NE) to operate and maintain a soil-vapor extraction/air sparging (SVE/AS) system. The SVE/AS system was intended to address volatile organic compounds (VOC) in soil at the project site, located at the Naval Weapons Industrial Reserve Plant (NWIRP) in Bethpage, New York. This Close-Out Report describes the field activities performed during the period of August 2001 through August 2002, and has been prepared to satisfy the requirements of Contract Task Order (CTO) No. 0060 under Remedial Action Contract (RAC) No. N62472-99-D-0032.

This project was an extension of site activities begun in 1997 for Delivery Order (DO) 04 under RAC No. N62472-94-D-0398.

### 1.1 SITE DESCRIPTION

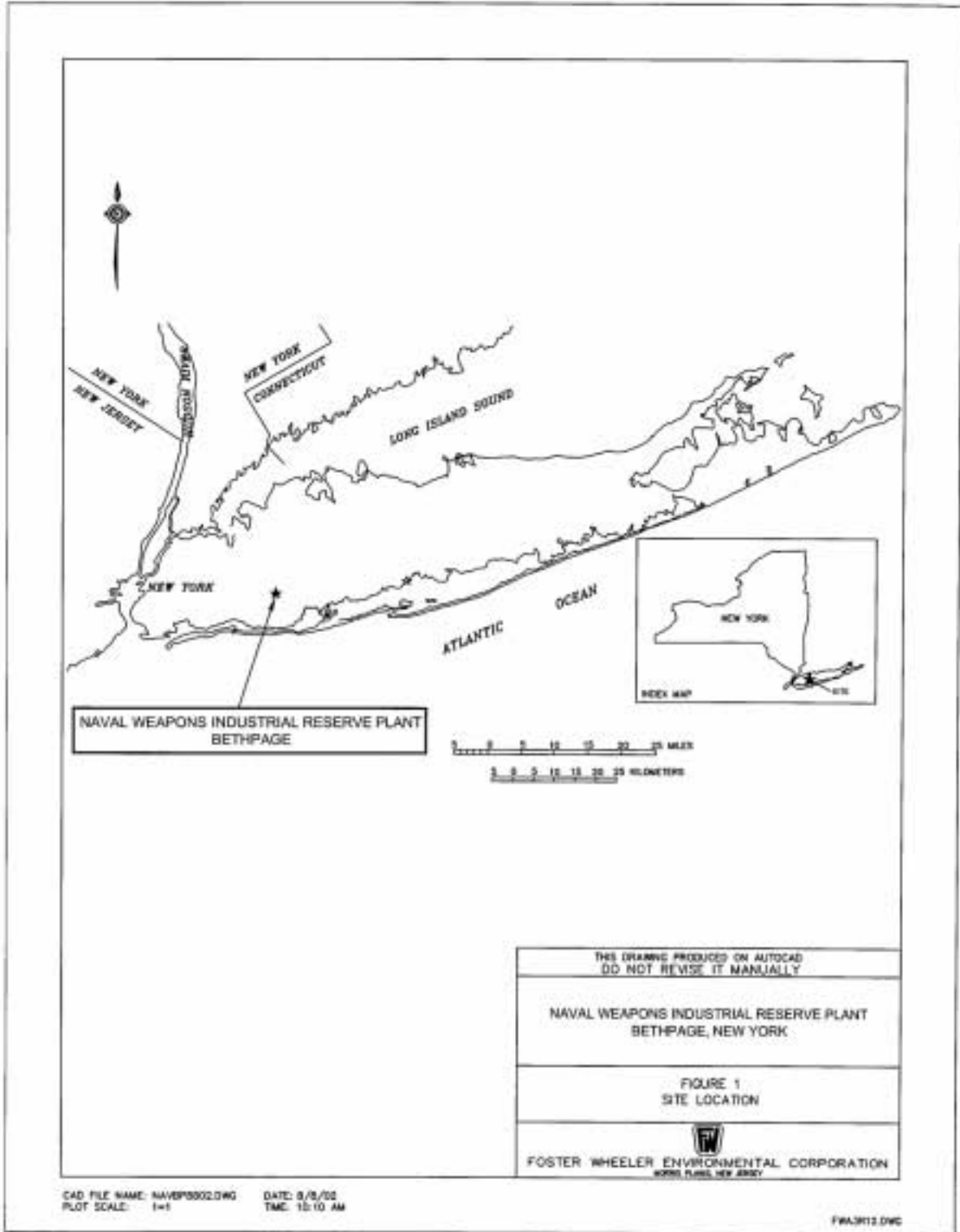
NWIRP-Bethpage is located in Nassau County on Long Island, New York, approximately 30 miles east of New York City. Figure 1 provides the site location map for the NWIRP-Bethpage facility. This 108-acre facility is bordered on the north, west, and south by the former Northrup Grumman facilities that cover approximately 605 acres, and on the east by a residential neighborhood. NWIRP-Bethpage is listed by the New York State Department of Environmental Conservation (NYSDEC) as an “inactive hazardous waste site” (#1-30-003B), as is the Northrup Grumman Corporation facility (#1-30-300A) and the Hooker/Ruco site (#1-30-004), located less than 1/2 mile west of NWIRP-Bethpage.

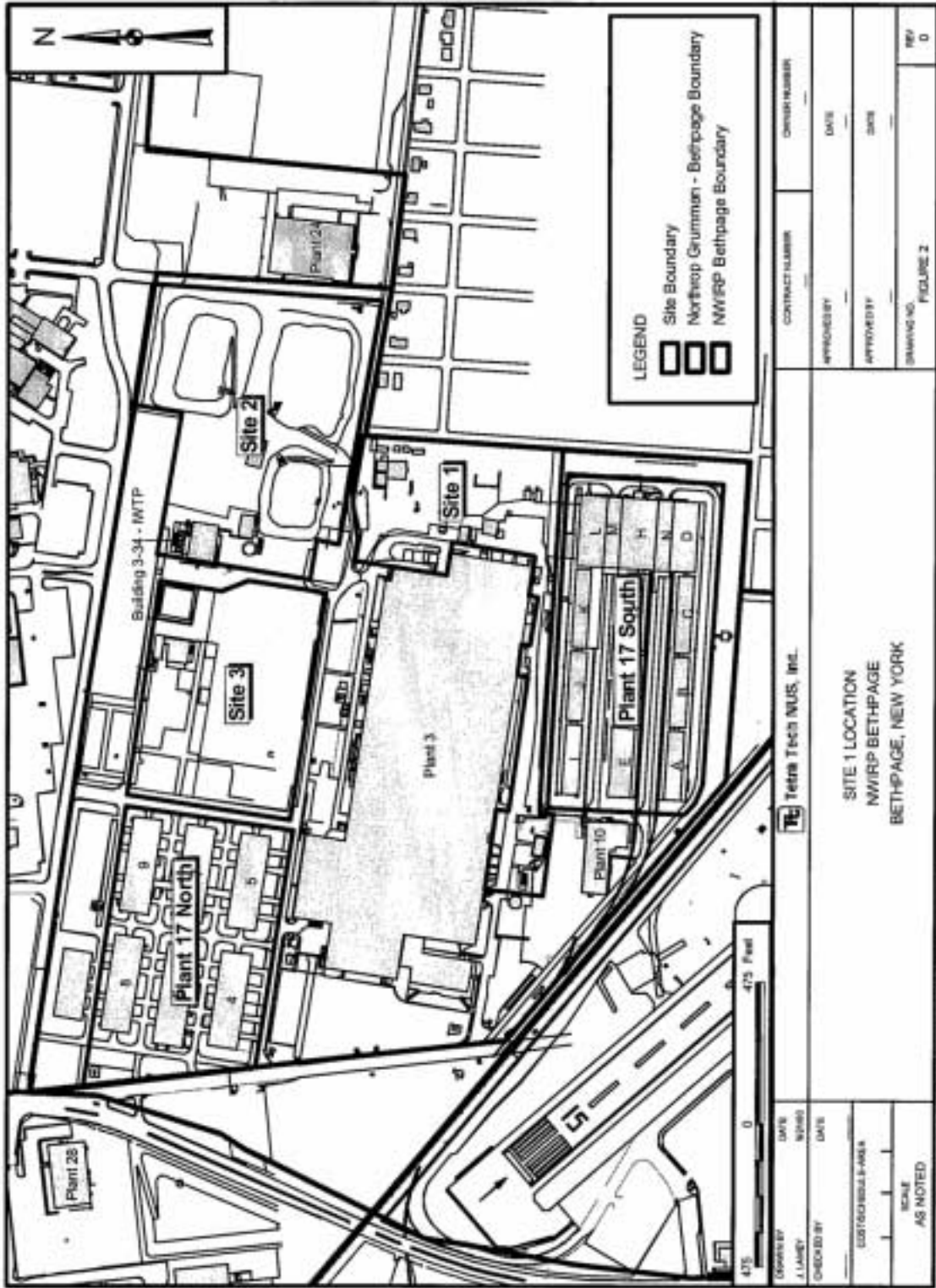
The NWIRP-Bethpage was established in 1933 and is no longer active. The primary mission for the facility was the research, prototyping, testing, design, engineering, fabrication, and primary assembly of military aircraft. The facilities at NWIRP-Bethpage included four plants (No. 3, 5, and 20, used for assembly and prototype testing; and No. 10, which contained a group of quality control laboratories), two warehouse complexes (north and south), a salvage storage area, water recharge basins, an industrial wastewater treatment plant, and several smaller support buildings.

#### 1.1.1 Site 1 - Former Drum Marshaling Area

The remediation performed under CTO 60 addressed VOC-contaminated soil at Site 1, the Former Drum Marshaling Area. This site is located in the middle third of the NWIRP-Bethpage facility and is east of Plant No. 3. Figure 2 presents the location of Site 1 within the NWIRP-Bethpage.

Site 1 occupies approximately four acres, and contains a concrete storage pad and an abandoned cesspool leach field. Historically, this site was also used as a storage area for various types of equipment and heavy materials, including transformers. Site 1 is enclosed by a six-foot high, chain-link fence. The site is relatively flat, with the eastern portion covered with sandy soils, gravel, grass, and one concrete pad. The western portion







of the site is predominantly covered with concrete. A vegetated wind row (pine) and wood fence are present along the eastern edge of the site to reduce community visibility.

Hazardous waste management practices for Northrup Grumman facilities included the staging of drummed wastes on the NWIRP-Bethpage property. This storage first took place on a gravel surface over the cesspool field, east of Plant No. 3. In 1978, the collection and marshaling point was moved a few yards south of the original site, to an area on a concrete pad. In 1982, drummed waste storage was relocated to another Drum Marshaling facility located in the Salvage Storage Area, which is not at Site 1.

The SVE/AS system was constructed by Foster Wheeler Environmental in 1998 in response to the detected presence of a number of VOCs in the site soils. The primary volatile compounds of concern, based on distribution and maximum detected concentrations, included trichloroethene (TCE), tetrachlorethene (PCE), 1,1,1-trichloroethane (1,1,1-TCA), 1,2-dichloroethane (1,2-DCA), 1,2-dichloroethene (1,2-DCE), and 1,1-dichloroethene (1,1-DCE). The preliminary remediation goals (PRGs) were established in the Record of Decision (ROD) prepared in May 1995. Table 1-1 lists the PRGs for VOCs at Site 1.

**Table 1-1 VOC Preliminary Remediation Goals for Site 1**

Compound	Preliminary Remediation Goals for Soil
1,1,1-Trichloroethane	10 ug/kg
Trichloroethene	10 ug/kg
Tetrachloroethene	27 ug/kg

## 1.2 GEOLOGY

The NWIRP is underlain by approximately 1,100 feet of unconsolidated sediments that overlie crystalline bedrock. The unconsolidated sediments consist of four distinct geologic units, in descending order: 1) the Upper Glacial Formation; 2) the Magothy Formation; 3) the Raritan Clay Member of the Raritan Formation; and 4) the Lloyd Sand Member of the Raritan Formation. The crystalline bedrock consists primarily of schist, gneiss, and granite, and the regional dip is to the south and southeast. All of the geologic units dip in these directions, at varying degrees.

The Upper Glacial and Magothy Formations were penetrated and sampled during the remedial investigation activities. The Raritan Formation was not encountered during this investigation. The Upper Glacial Formation, which is about 30 to 45 feet thick, consists primarily of sands and gravels. The Upper Magothy Formation consists primarily of sands to a depth of about 100 feet, below which finer sands, silts, and clays predominate. Clay deposits are fairly common in the formation, but laterally discontinuous; no individual clay horizon of regional extent underlies the NWIRP-Bethpage.

The shallow soil underlying the site consists of unconsolidated gravels, sands and silts. Several localized clay layers have been identified in the shallow site soils. A clay layer exists beneath the central and eastern portion of Site 1.

### 1.3 PURPOSE AND OBJECTIVES

The purpose of this project was to reduce the VOC contamination in soil at Site 1 in the most cost-effective manner. The soil was remediated by *in situ* soil vapor extraction and air sparging. During the soil remediation, it was anticipated that the air sparging would also partially remediate groundwater contamination at the site.

The objective of this project was to continue reduction of the VOC contamination in the soil at Site 1 begun under DO 04 for an additional five-month period. The following tasks were performed under CTO 60.

- Mobilization and Site Preparation
- Pre-Operational Groundwater Sampling
- System Start-up and Prove-out
- Operations and Maintenance (O&M)
- O&M Sampling and Analysis
- Post-Operational Soil and Groundwater Sampling
- Waste Transportation and Disposal

It should be noted that the SVE/AS system was not intended to treat metals or polychlorinated biphenyls (PCB) that are present in site soils. Additionally, Foster Wheeler Environmental's Work Plan, (draft dated August 2001 and final dated November 2001), called for the system to be operated for five months beginning in August 2001. Due to unusually mild winter weather conditions, the system operations were extended until 1 March 2002 when available funds were expended.

## **2.0 REMEDIAL ACTION**

### **2.1 PERMANENT INSTALLATIONS**

No additional permanent installations occurred beyond those previously installed under DO 04. These permanent installations were described in the Close-Out Report for DO 04, dated April 2001. Figure 3 presents the system layout.

#### **2.1.1 Subcontractors**

The following major subcontractors were involved in the project:

- The post-operational soil borings were installed by Uni-Tech Drilling Company, Inc., 601 West Main Street, Malaga, NJ; (856) 694-4200.
- Granular activated carbon (GAC) was supplied and regenerated by Envirotrol, Inc. 432 Green Street, Sewickley, PA; (412) 741-2030.
- Disposal services were performed by Capital Environmental Services, 4450 South Mountain Dr., Emmaus, PA; (610) 966-4247.

#### **2.1.2 Disposal Facilities**

The following disposal facilities were contracted for receipt of the waste material generated during the remedial activities at Site 1:

- Model City Landfill operated by Chemical Waste Management, Chemical Services, Inc., 1550 Balmer Road, Model City, NY, 14107, (716) 754-8231.
- Envirotrol, Inc., 432 Green Street, P.O. Box 61, Sewickley, Pennsylvania 15143-0061, (412) 741-2030 was contracted to perform the regeneration of the spent carbon.

#### **2.1.3 Analytical Laboratory**

The following subcontractors provided analytical services:

- Air Toxics Limited, 180 Blue Ravine Road, Suite B, Folsom, California 95630-4719, (916) 985-1000.
- Chemtech, 284 Sheffield St. Mountainside, NJ 08837, (908) 789-8900.

#### **2.1.4 Project Schedule**

Key dates in the performance of the remedial actions at NWIRP-Bethpage are provided in Table 2-1.

**Table 2-1 Key Dates**

TASK	DATE
Mobilization & Site Preparation	8/01/01
Pre-Operational Groundwater Sampling	8/13/01
Start-up and Prove-out	8/20/01
Commencement of O&M	8/23/01
Extraction Well Vapor sampling (first round)	8/29/01
Extraction Well Vapor sampling (second round)	10/27/01
System Shutdown	3/1/02
Post-Operational Sampling	3/25/02
Waste Transportation and Disposal	8/15/02

### 2.1.5 Reporting Requirements

Telephone conferences or site meetings between the Foster Wheeler Environmental Project Manager (PM) and Navy Technical Representative (NTR)/Resident Officer in Charge of Construction (ROICC) addressed short-term issues such as site personnel, activities schedule, and other issues relevant to the status and forecast of site activities. New developments in the project were verbally communicated to the NTR/ROICC and the Contracting Officer's Technical Representative (COTR) as information was made available. This allowed for efficient decision-making consistent with project objectives.

Monthly operation summary reports that provided details of project progress were submitted to EPA-NE and the NYSDEC for the duration of the project.

## 2.2 REMEDIATION OF SITE

### 2.2.1 Remediation Quantities

Table 2-2 provides pertinent remediation quantities.

**Table 2-2 Remediation Quantities**

Item	Unit	Quantity
O&M 6 months – VOCs Removed	Pound	668.35 <sup>(2)</sup>
Transportation of TSCA <sup>(1)</sup> Soil to Disposal Facility	Drum	41
Disposal of TSCA Soil	Drum	41
Transportation and Disposal of TSCA Condensate, Well Purge and Decontamination Water	Drum	15
Regeneration of Spent Activated Carbon	Pound	4,000

Notes:

- (1) TSCA – Toxic Substances Control Act
- (2) The total quantity of VOCs removed from the soil for the duration of all SVE/AS activities at the site is 4,516.06 pounds.

Details regarding monthly operations and the quality of VOCs removed were provided in the monthly operations summary reports previously submitted to EFA-NE and the NYSDEC.

Copies of the transportation manifests indicating the disposal quantities from the site are on file at the ROICC Office.

## **2.2.2 Operational Sampling and Analysis**

### **2.2.2.1 Extracted Vapor Sampling**

VOC concentrations in the extracted vapor were measured to estimate the efficiency of the extraction process. Routine vapor sampling consisted of one sample of extracted vapor, collected twice per month. Each vapor sample was collected at a dedicated sample port after the extraction blower and prior to the lead carbon unit. A round of vapor samples from 13 extraction wells was collected at the beginning of operations and once during the performance of the project for optimization purposes.

Vapor samples employed TO-14 sampling and analytical methodology using summa canisters and dedicated vacuum gauges. Detailed procedures for vapor sample collection are contained in the Foster Wheeler Environmental Standard Operating Procedure (SOP) entitled "Air Sampling." This SOP was followed during all vapor sampling activities, and a copy is provided in the O&M Manual, dated February 2001.

Appendix A presents a summary of the analytical results for the extracted vapor samples.

### **2.2.2.2 Waste Characterization Sampling**

#### **Well Purge Water Sampling**

Well purge water was containerized in 55-gallon drums. A total of two drums were used for purge water. One composite sample was collected from the drums and analyzed for Target Compound List (TCL) VOCs, semi-volatile organic compounds (SVOC), Target Analyte List (TAL) metals, and PCBs. The water sample was collected in accordance with Foster Wheeler Environmental's SOP for "Container Sampling."

#### **Activated Carbon Sampling**

Prior to off-site disposal, the spent activated carbon was sampled for characterization purposes. A composite sample was collected from each of the carbon vessels and analyzed for Toxicity Characteristic Leachate Procedure (TCLP) VOCs, TCLP SVOCs, TCLP pesticides/herbicides, TCLP metals, PCBs, ignitability, reactivity, corrosivity and density. This sample fulfilled the pre-acceptance requirements of the carbon regeneration facility. A total of two carbon vessels were used during this project. The activated carbon

samples were collected in accordance with Foster Wheeler Environmental's SOP for "Container Sampling."

### **Condensate Sampling**

The condensate generated by the SVE/AS system was containerized in a 1,000-gallon tank. Upon completion of system operation, the condensate was transferred into two 55-gallon DOT-approved steel drums for on-site storage. A composite waste classification sample was collected from the condensate drums for characterization prior to disposal. The water sample was analyzed for VOCs, SVOCs, metals, PCBs, ignitability, corrosivity, and reactivity, and were collected in accordance with Foster Wheeler Environmental's SOP for "Container Sampling."

### **Soil Cuttings Sampling**

Excess soil cuttings were containerized in 55-gallon drums. A total of 41 drums were generated. Waste characterization soil sampling was conducted upon completion of the drilling activities. Three composite samples were collected from the drill cuttings, and analyzed for TCLP VOCs, TCLP SVOCs, TCLP herbicides/pesticides, TCLP metals, PCBs, density, ignitability, corrosivity, reactivity, and the paint filter test for free liquids. The soil samples were collected in accordance with Foster Wheeler Environmental's SOP entitled "Container Sampling."

### **Equipment Decontamination Water Sampling**

Decontamination water generated was containerized in 55-gallon drums, and a total of 11 drums were used for decontamination fluids. Following the completion of decontamination activities, one composite sample was collected from the drums containing decontamination fluids, and was analyzed for VOCs, SVOCs, metals, PCBs, ignitability, reactivity, and corrosivity. The water samples were collected in accordance with Foster Wheeler Environmental's SOP for "Container Sampling."

### **3.0 ENGINEERING EVALUATION**

Analytical data from the NWIRP-Bethpage site were reviewed to perform the engineering evaluation of the SVE/AS system. Vapor results were analyzed to determine possible data trends. All samples were collected by Foster Wheeler Environmental personnel.

#### **3.1 HISTORICAL PERFORMANCE HISTORY**

The SVE/AS system was constructed and first operated in 1998. The Design Analysis Report prepared by CF Braun provided the design parameters based upon the Pilot Study conducted from March to July 1997. Figure 4 provides the design capture zones for the SVE/AS system.

The design radius of influence was originally estimated to be approximately 75 feet, resulting in a well spacing of 100 feet including a 50 percent overlap. The SVE/AS system was designed for a vacuum of 8.4 inches of water (in-H<sub>2</sub>O) and a flow of 30 cfm at each of the 13 extraction wells. In 1999, five of the SVE wells from the CF Braun pilot study that were located in an area of high VOC levels were incorporated into the system. Due to the addition of those wells, the flow and vacuum at the existing extraction wells decreased, resulting in reduced radii of influence. An engineering analysis was conducted in 2000 to enhance system performance. Vapor samples were collected from all 18 extraction wells and based on the results of the samples, several extraction wells were taken off-line. After the sampling and removal of selected SVE wells from the system, the wellheads were operating at an average of 25.5 cfm at 4.14 in-H<sub>2</sub>O. The system was shut down on 8 December 2000.

At the conclusion of the DO 04, 3,847.51 pounds of VOCs had been extracted and treated at the site since the inception of the SVE/AS activities, including the CF Braun (now TtNUS) pilot test.

#### **3.2 2001-2002 PERFORMANCE**

On 20 August 2001 under CTO 60, the SVE system was restarted. The AS portion of the system was activated on 23 August 2001. Extracted vapor samples were collected prior to the carbon units and at the 13 original extraction wells on 29 August 2001. The wellhead valve positions for the SVE/AS wells were set back to the positions prior to the December 2000 shutdown. After one month of operation, the wellheads were operating at an average of 31.8 cfm at 4.14 in-H<sub>2</sub>O.

During October 2001, several extraction and sparge wells that were closed previously were opened and extraction well EW04, that had been open, was closed. Wellhead vapor sampling was performed on 27 October 2001 at the original 13 extraction wells. During the months of November 2001 through February 2002, the valve positions of many of the extraction wells were fluctuated to create new pathways to remediate the site and to

reduce preferential flow paths through the soil. The SVE/AS system was shutdown on 01 March 2002.

Between August 2001 and February 2002 it was noted that vacuums were lower than expected in several locations. The average vacuum of all 18 extraction wells was approximately 3.5 in-H<sub>2</sub>O. The average vacuum during initial part of the operation was approximately 4.0 in-H<sub>2</sub>O, with only 13 wells operating. Table 3-1, Table 3-2, and Appendix A provide the operational data for the system.

### **3.3 SVE/AS SYSTEM O&M SAMPLING**

Two rounds of soil vapor samples from the wellheads of the 13 original extraction wells and extracted vapor prior to the carbon vessels were collected and the data evaluated to assist in optimization. Soil vapor samples were collected on 29 August 2001, just after the system was restarted (Table 3-1), and on 27 October 2001 (Table 3-2), over two months after continuous operation of the SVE/AS system. Extracted vapor (EV) samples were collected prior to the carbon unit bi-weekly (12 times) over the course of the system operation.

The wellhead vapor sampling conducted on 29 August 2001 showed concentrations of VOCs over 1,000 ppb in wells located in the southeast and central portion of the site. Extraction wells in the southwest and northern portions of the site were all non detect with the exception of extraction well EW12 which exhibited 96.4 ppb of VOCs.

The 27 October 2001 sampling event produced only two extraction wells, EW1 and EW3, that had a concentration of VOCs over 1,000 ppb. Most VOC concentrations found in the extraction wells ranged between non-detect and 500 ppb. Extraction wells EW12 and EW13, which were closed until two weeks prior to the sampling event had concentrations of 558.2 and 450.0 ppb, respectively, after having very low concentrations in the previous sampling event.

The extracted vapor samples collected before the carbon units show an overall downward trend in VOC concentrations. The extracted vapor concentration taken in August right after the start of the SVE/AS system had a VOC concentration of 7,363 ppbv, which was higher than just prior to the system being turned off in December 2000. This increase was expected due to the extended period the system was down. The last extracted vapor sample taken just prior to the system being turned off in March 2002 exhibited the lowest total VOC concentration since the restart of the system (1,856 ppbv). The trend of the VOC concentration from the very beginning of the system start-up in June 1998 (25,740 ppbv) has shown a steep drop off initially followed by a steady but slowly declining VOC concentration.



### 3.4 ENGINEERING EVALUATION AND OPTIMIZATION

Based on data evaluated during the 1999 operational period, it was determined that the extraction wells had not performed as designed. The extraction wells were located based on a 75-foot radius of influence and operating parameters at each wellhead of 30 cfm at 8 inches of water. The extraction wells actually operated at an average of 20 cfm at 4 in-H<sub>2</sub>O. With the reduced operating conditions, it was likely that the radius of influence of each extraction well had been reduced and would likely result in pockets of soil being outside the effective capture zones of the wells. The probable causes of the reduced operating conditions of the system include the non-uniform geologic characteristics of the soil (i.e. clay lenses), above-ground site characteristics such as concrete pads and structures that inhibit air flow and contribute to the establishment of preferential flow paths through the soil, and the tie-in of the additional five extraction wells. Additional engineering evaluation and optimization was performed during the extended period of operation in 2000.

The SVE/AS system operation started in 20 August 2001 with the same setting as of extended period of operation in 2000.

To evaluate the extraction wells, 13 soil vapor samples were collected on 29 August 2001, one from each of the original extraction wells (EW1 to EW13). Prior to collection, the vapor extraction system was operated for more than one week to remove any accumulated vapors that may have collected in the piping. The air sparge system was started three days later, 23 August 2001, after vacuum had been observed at the soil vapor pressure monitors (SVPM). The isolation valves for all wells were fully open when the vapor samples were collected. The air flow rate and pressure at each well was recorded at the time of the vapor sampling. A second round of samples was collected on 27 October 2001.

The results of the soil vapor sampling along with the pressure and flow rate at each well for the August and October 2001 sampling events are presented in Tables 3-1 and 3-2, respectively. The contaminant levels in most of the samples were higher than those previously detected during sampling in 2000. Based on the sampling results, the valves were opened for all extraction wells except EW4. Valves were opened for injection wells IW6, IW10 and IW11.

Additional system adjustments were made on an ongoing basis throughout 2001 and 2002 operations. The adjustments are presented in Table 3-3 along with the operational results and the rationale for the adjustment. Throttling of extraction well valves was initiated to surge the system, potentially liberating additional contamination. The surging involved partially closing valves to selected extraction wells for a period of time and then opening the valve. This allowed for any preferential pathways that had developed to be closed off and cause the well to pull vapor from other areas around the wellhead. These adjustments were ongoing until the system was shutdown.

The original intent of the SVE/AS system was to reduce VOCs in soil as an interim remedial measure. Based on the significant decline in VOCs in the influent concentrations from 25,740 ppb to 1,856 ppb, Foster Wheeler Environmental recommends that this interim remedial action has met the project objectives. The results of the soil sampling for VOCs discussed in the following section are also consistent with the significant reduction of VOCs in soil.

**Table 3-1 Extraction Well Operating Conditions and Contaminant Concentrations  
 (August 2001)**

Well	Flow (CFM)	Vacuum (inches H <sub>2</sub> O)	1,1-DCA (ppbv)	TCE (ppbv)	1,1,1-TCA (ppbv)	PCE (ppbv)
EW1	21.80	4.50	92	8400	2700	170
EW2	27.27	5.20	6.7	950	430	110
EW3	30.54	NO	ND	ND	ND	ND
EW4	13.09	5.50	ND	ND	ND	ND
EW5	0.436	NO	ND	ND	ND	ND
EW6	32.72	5.50	78	270	68	900
EW7	27.27	4.50	4.8	130	37	1000
EW8	32.72	5.10	4.2	300	31	965
EW9	15.27	4.00	34	450	100	660
EW10	28.36	4.50	85	85	1600	950
EW11	24.00	3.50	ND	87	100	1400
EW12	21.80	NO	ND	ND	12	9
EW13	21.80	NO	ND	ND	ND	ND
EW14	16.36	3.50	NS	NS	NS	NS
EW15	21.80	3.70	NS	NS	NS	NS
EW16	5.45	5.00	NS	NS	NS	NS
EW17	13.36	NO	NS	NS	NS	NS
EW18	16.36	3.50	NS	NS	NS	NS

Notes:

1. ND – Compound Not Detected
2. NO – Valve Not Open (closed)
3. NS – Not Sampled

**Table 3-2 Extraction Well Operating Conditions and Contaminant Concentrations  
 (October 2001)**

Well	Flow (CFM)	Vacuum (inches H <sub>2</sub> O)	1,1-DCA (ppbv)	TCE (ppbv)	1,1,1-TCA (ppbv)	PCE (ppbv)
EW1	23.30	3.00	35	4,800	1,600	89
EW2	25.63	4.00	ND	20	ND	ND
EW3	31.46	4.00	34	1,950	720	880
EW4	0.00	0.00	ND	ND	ND	ND
EW5	0.58	3.00	ND	16	7.1	27
EW6	27.96	4.00	ND	93	5.9	190
EW7	27.96	3.50	ND	6.1	ND	30
EW8	36.12	4.00	6.2	54	30	270
EW9	16.31	2.10	4.6	44	6.9	89
EW10	27.96	2.00	ND	ND	ND	ND
EW11	34.95	2.20	ND	20	7.9	8.6
EW12	22.14	2.20	40	275	41	150
EW13	23.70	1.50	11	210	140	45
EW14	18.64	1.50	NS	NS	NS	NS
EW15	20.97	2.50	NS	NS	NS	NS
EW16	1.17	3.00	NS	NS	NS	NS
EW17	>139.8	2.25	NS	NS	NS	NS
EW18	>139.8	2.20	NS	NS	NS	NS

Notes:

1. ND – Compound Not Detected
2. NO – Valve Not Open (closed)
3. NS - Not Sampled

**Table 3-3 System Adjustments**

Date	Adjustment	Rationale	Operational Result	Explanation
10/12/01	Opened EW-3, EW-5, EW-12, EW-13, EW-17, IW-6, IW-10, and IW-11. Closed EW-4. Increased EW-18 from 75% to 100% open.	Previous sampling results and upcoming sampling event.	Lowered flow and vacuum/pressure at extraction/sparge well heads.	Increased number of wells in operation.
12/07/01	Reduced EW-17 from 100% to 75% open and reduced EW-18 from 75% to 50% open.	High flow rate at individual well heads.	Increased air flow slightly at other extraction wells.	Reduced flow to two shallow wells.
12/28/01	Reduced EW-17 from 75% to 50% open and increased EW-18 from 50% to 100% open.	Cycling of system wells.	No noticeable effect observed.	Opening of one well and closing down of another countered each other.
01/06/02	Reduced EW-10 from 100% to 75% open.	Cycling of system wells.	No noticeable effect observed.	Small decrease in opening has no effect on system performance.
01/09/02	Reduced EW-8 from 75% to 50%, EW-10 from 75% to 50% open, EW-16 from 100% to 75%, and EW-18 from 100% to 50% open.	Cycling of system wells.	Increased flow and pressure at well heads.	Closed down on two wells slightly and closed down 50% on large flow well.
1/16/02	Reduced EW-7 from 75% to 50%, EW-8 from 50% to 100%, EW-9 from 100% to 50%, and EW-10 from 50% to 100% open.	Cycling of system wells.	No noticeable effect observed.	Closed down on some wells slightly and open one well significantly.
02/01/02	Increased EW-7 from 50% to 75% and EW-9 from 50% to 100% and reduced EW-8 from 100% to 50% and EW-10 from 100% to 75% open.	Cycling of system wells.	No noticeable effect observed.	Opened and closed wells proportionally.

## **4.0 SAMPLING AND ANALYSIS PROGRAM**

In addition to the operational sampling previously discussed, Foster Wheeler Environmental conducted pre-operational and post-operational sampling and analysis of groundwater and soil. The purpose of this sampling was to determine the impact of the SVE/AS system on the groundwater and soil.

### **4.1 GROUNDWATER SAMPLING**

Pre-operational groundwater sampling was performed in August 2001. Post-operational groundwater sampling was performed in March-April 2002. Detailed procedures for groundwater sample collection are contained in the Foster Wheeler Environmental SOP entitled "Groundwater Sampling." This SOP was followed during all groundwater sampling activities.

#### **4.1.1 Pre-Operational Groundwater Analytical Results**

Sixteen groundwater samples were collected before the start of the 2001 remediation to establish pre-operational conditions. Groundwater from 13 extraction wells and the three existing groundwater monitoring wells (MW101, MW102, MW103) was sampled and analyzed for VOCs. Appendix B presents the analytical results for the pre-operational groundwater samples. These data were provided in a letter report to the Navy, dated 10 September 2001.

The results that were greater than the practical quantitation limits (PQL) of the pre-operational groundwater sampling indicated 2-Butanone in EW-05 at 13 ug/l; cis-1,2-DCE in two wells (EW01 – 37 ug/l, EW06 – 19 ug/l); 1,1,1-TCA in four wells (MW101 – 2.2 ug/l, EW01 – 9.4 ug/l, EW07 – 190 ug/l, EW10 – 12 ug/l); TCE in seven wells (MW101 – 13 ug/l, MW103 – 10 ug/l, EW01 – 230 ug/l, EW02 – 5.2 ug/l, EW04 – 36 ug/l, EW08 – 8.8 ug/l, EW09 – 8.7 ug/l); and PCE in eight wells (MW103 – 5.5 ug/l, EW01 – 85 ug/l, EW04 – 23 ug/l, EW06 – 30 ug/l, EW07 – 8.3 ug/l, EW08 – 8.1 ug/l, and EW10 – 9.5 ug/l.)

VOCs were detected in groundwater in most wells found in the southern portion of the site, with significant variations in concentrations and spatial distribution of individual compounds. TCE and PCE were the most predominant compounds detected in the majority of well locations.

#### **4.1.2 Post-Operational Groundwater Analytical Results**

During the post-operational sampling program, it was found that the local water table in the area had dropped significantly (at least 10 feet) due to winter drought conditions in the northeast. As a result, a groundwater sample could be obtained from only one existing site well, MW103. Foster Wheeler Environmental submitted a change request to perform hydropunch samples, as an alternative, which was approved by the EFA-NE.

Hydropunch samples were collected from five locations: POSB-09, POSB-20, POSB-24, POSB-SEHP, and POSB-SWHP.

The analytical results above PQL limits included chloroform in MW103 at 1.2 ug/l; 1,1,1-TCA in two locations (POSB09 – 48 ug/l, POSB24 – 5.2 ug/l); TCE in MW103 at 29 ug/l; and PCE was found at two locations (MW103 – 18 ug/l, POSB24 – 21 ug/l). Appendix B includes the post-operational groundwater sampling results.

Figure 5 shows the location of the pre-operational and post-operational groundwater samples and results. Acetone, which is likely a laboratory contaminant, is not shown on this figure. Table 4-1 summarizes the pre-operational and post-operational groundwater analytical results. Comparison is difficult due to the fact that all monitoring wells could not be sampled in March 2002. It appears that the trend of fluctuations in groundwater concentrations that have been observed since 1998 continues. It is not known what the impact of the drought conditions may have at this site. Table 4-2 presents the total VOC results since 1998 for the monitoring wells. Based upon this data, the concentrations of VOCs in groundwater have decreased since the inception of this project.

#### **4.2 Post-Operational Soil Sampling**

To determine the effectiveness of the SVE/AS treatment system on VOCs in the subsurface and to delineate the current levels of PCBs and metals in soil, a post-operational soil boring program was conducted in March and April 2002 in accordance with the Post-Operational Sampling and Analysis Plan (SAP) dated 8 March 2002.

During the post-operational soil-boring program, a total of 41 soil borings were advanced to the top of the water table which was approximately 65 feet below ground surface (bgs). Field observations; field screening results; the depth at which previous VOC contamination was identified in the immediate vicinity; the distance (vertically and horizontally) to the nearest extraction well; and the potential for interference from air sparging wells were considered during the selection of sample locations. Soil boring POSB-14 was not completed due to the steep slope of the designated drilling location.

The soil boring program was designed based on historical soil data collected to date, combined with data collected in the field during O&M, and real-time results that were obtained during implementation of this program. The soil samples were analyzed for TCL VOCs, PCBs, and TAL metals. Soil boring locations are shown on Figure 6. Appendix C provides a summary of data greater than the detection limits for the post-operational soil-boring program.

**Table 4-1 Pre-Operational and Post-Operational Groundwater Results**

Sample ID	MW-101	MW-102	MW-103	EW01	EW02	EW03	EW04	EW05	EW06	EW07	EW08	EW09	EW10	EW11	EW12	EW13
Sample Collection Date	08/13/01	08/13/01	08/13/01	08/13/01	08/14/01	08/14/01	08/14/01	08/14/01	08/14/01	08/14/01	08/14/01	08/14/01	08/15/01	08/15/01	08/15/01	08/15/01
Units	ug/L	ug/L	ug/L	ug/L	ug/L	ug/L	ug/L	ug/L	ug/L	ug/L	ug/L	ug/L	ug/L	ug/L	ug/L	ug/L
1,1-Dichloroethane	ND <sup>(1)</sup>	ND	ND	ND	ND	ND	ND	ND	ND	3.6J	ND	ND	ND	ND	ND	ND
2-Butanone	ND	ND	ND	ND	ND	ND	ND	13	ND	ND	ND	ND	ND	ND	ND	ND
cis-1,2-Dichloroethene	ND	ND	ND	37	ND	ND	ND	ND	19	2.1J <sup>(2)</sup>	ND	ND	4.3J	ND	ND	ND
Chloroform	ND	ND	ND	ND	ND	ND	ND	ND	ND	ND	ND	ND	ND	ND	ND	ND
1,1,1-Trichloroethane	2.2	ND	ND	9.4	ND	2.9J	2.4J	ND	2.9J	190	ND	ND	12	ND	ND	ND
Trichloroethene	13	ND	10	230	5.2	ND	36	ND	4.3J	3.1J	8.8	8.7	ND	2.4J	4.7J	ND
Tetrachloroethene	ND	ND	5.5	85	3.2J	ND	23	ND	30	8.3	8.1	ND	9.5	2.6	ND	ND
o-Xylene	ND	ND	ND	ND	ND	ND	ND	ND	ND	2.4J	ND	ND	ND	ND	ND	ND

Sample ID	MW-103	POSB-09-HP	POSB-20-HP	POSB-24-HP	POSB-SEHP	POSB-SWHP
Sample Collection Date	03/26/02	04/12/02	04/12/02	04/12/02	04/12/02	04/12/02
Units	ug/L	ug/L	ug/L	ug/L	ug/L	ug/L
Acetone	ND	ND	ND	ND	13	9.7
1,1-Dichloroethane	ND	ND	ND	4.9J	ND	ND
2-Butanone	ND	ND	ND	ND	1.8	ND
cis-1,2-Dichloroethene	0.9J	ND	ND	2.5J	ND	ND
Chloroform	1.2	ND	ND	ND	ND	ND
1,1,1-Trichloroethane	ND	48	ND	5.2	ND	ND
Carbon tetrachloride	ND	ND	ND	ND	ND	3.4J
Trichloroethene	29	ND	1.4J	1.7J	ND	ND
Bromodichloroethene	ND	ND	ND	ND	ND	2.7J
Toluene	ND	ND	1.4J	ND	ND	ND
Tetrachloroethene	18	1.7J	2.6J	21	ND	ND

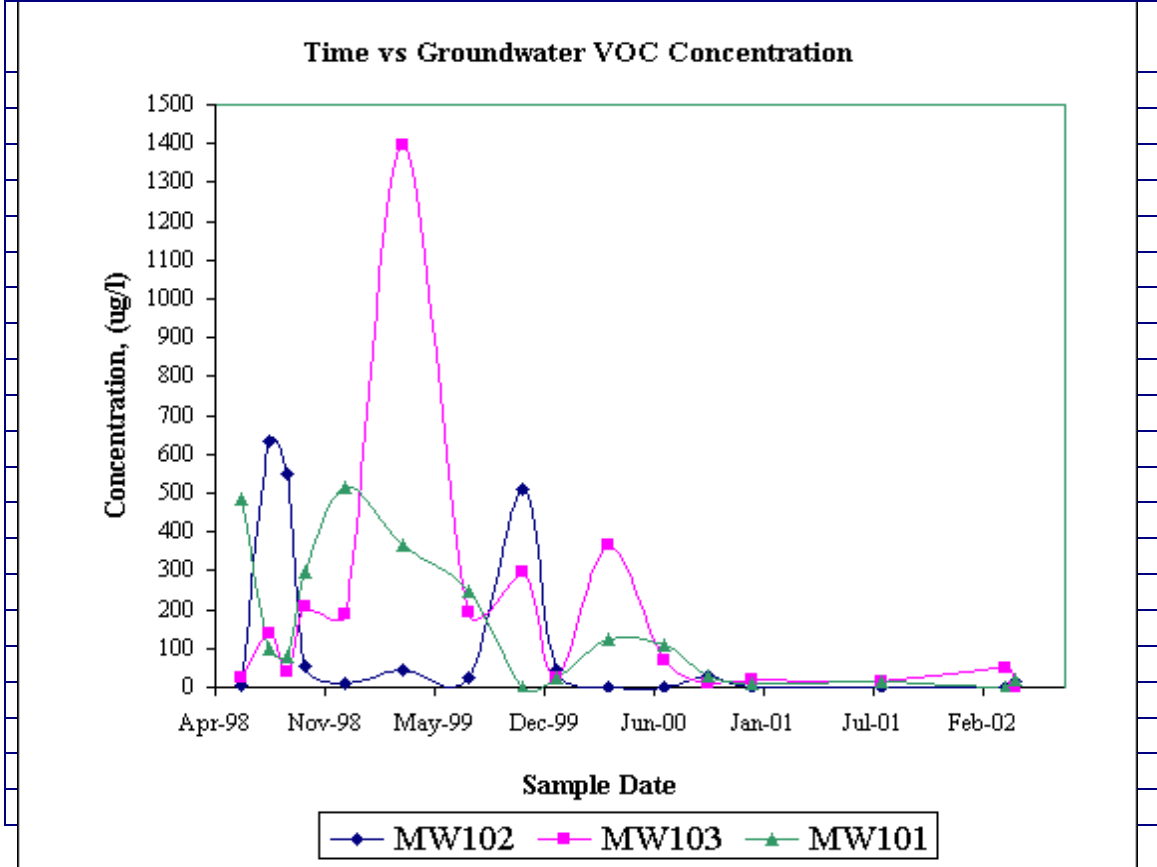
Notes:

(1) ND-Not Detected

(2) J-Estimated Concentration (less than PPL)

**Table 4-2 Total VOCs in Groundwater**

Sample Date	MW10 1	MW10 2	MW10 3	Notes
Jun-98	487	5	27	Baseline
Jul-98	101	635.5	137.2	Extraction Wells Operating
Aug-98	81	550.8	38.2	Extraction and Injection Wells Operating
Sep-98	296.1	54.8	208.3	Extraction and Injection Wells Operating
Dec-98	513.8	10.6	186.4	Extraction and Injection Wells Operating
Mar-99	365.4	45	1398.4	Extraction Wells Operating
Jul-99	249	26.4	195.3	Extraction and Injection Wells Operating
Oct-99	ND	509.5	298	Extraction and Injection Wells Operating
Dec-99	24.3	46.6	24.3	Extraction and Injection Wells Operating
Apr-00	126	ND	365	Extraction and Injection Wells Operating
Jul-00	109	ND	71.3	Extraction and Injection Wells Operating
Sep-00	28.5	28.5	8.9	Extraction and Injection Wells Operating
Dec-00	7.8	ND	17.9	System Shut Down
Aug-01	15.2	ND	15.5	Pre-Operational August 2001
Mar-02	NS	NS	49.1	Post-Operational March 2002
Apr-02	22	15.8	NS	HPSE and HPSW replaced MW101 and MW102 respectively
Notes:				
1) Concentrations for total VOCs.		2) All Concentrations are in ug/l. 3) NS - Not Sampled		





#### 4.2.1 Volatile Organic Compounds in Soil

Analysis of the soil samples indicates that VOCs were not detected in the vast majority of soil boring locations. VOCs greater than the PRGs were present in six of the soil boring locations. These VOCs were present at depths ranging from 10 to 64 feet.

Six soil boring locations, POSB-4, POSB-10, POSB-16, POSB-24, POSB-33 and POSB-34, showed VOCs above the PRGs at depths that would have been affected by the AS/SVE system. POSB-4 contained 51 ug/kg of TCE and 1,400 ug/kg of PCE between 10 and 12 feet bgs. POSB-4 corresponds to MH-75. POSB-10 contained 1,1,1-TCA, TCE and PCE above PRGs in two intervals between 10 and 24 feet bgs. POSB-10 corresponds to leachate pit MH-74. POSB-16 showed PCE of 180 ug/kg between 10 and 12 feet bgs. POSB-4, 10 and 16 are located close to concrete pads within the area of known clay lenses. It is likely that the proximity of these pads and the clay lenses affected the efficiency of the system in these areas by inhibiting continuous air flow through the soil. POSB-24 indicated PCE at 37 ug/kg at 20-22 feet bgs. This boring is located in the middle of the site, in the area previously identified as having some of the highest concentrations of VOC. It corresponds to MH-80. POSB-33 results indicate VOCs greater than PRGs in two sampling intervals between 10 and 24 feet bgs. POSB-34 contained VOCs in the 10 to 12 bgs sampling interval. These soil boring locations correspond to leachate pits MH-52 and MH-53, respectively which are located at approximate mid-points between extraction wells. The presence of VOCs at shallow depths indicated the difficulty of vapor extraction wells to efficiently remove more surficial VOCs. Additionally, the clay layers in the subsurface soil resulted in the potential for inefficiencies at the surface intervals.

Four soil boring locations, POSB-2, POSB-10, POSB-23 and POSB-34, showed VOCs above the PRGs at depths that would not have been affected by the AS/SVE. These sample intervals range from 40 to 60 feet bgs and correspond to the lowest sampling interval for each boring. POSB-2 showed 1,1,1-TCA at 12,000 and 220 ug/kg of PCE at 52 to 54 bgs. POSB-10 showed 230 ug/kg of 1,1,1-TCA, TCE at 180 ug/kg and PCE at 34,000 ug/kg at the 40-42 foot bgs interval. POSB-23 exhibited 1,100 ug/kg of 1,1,1-TCA, 120,000 ug/kg of TCE and 1,800 ug/kg of PCE at 54 to 56 bgs. POSB-34 showed 35 ug/kg of PCE at the 58 to 60 foot interval. The existence of VOCs at these depths could be due to the groundwater contamination at the site, particularly in light of the depressed water table due to the ongoing drought conditions.

Table 4-3 provides a summary of the VOC results in soil that are greater than the PRGs.

VOC results are presented in Table C-1 of Appendix C. Figure 7 presents VOC results that were greater than the method detection limit. Methylene chloride and acetone, which are likely laboratory contaminants, are not depicted on the figure.

Based on the limited amount of VOCs remaining in the surficial soils, Foster Wheeler recommends that this interim remedial action is complete.

#### **4.2.2 Polychlorinated Biphenyls in Soil**

PCBs were found throughout the site in 33 soil borings at depths ranging from 10 to 67 feet bgs at a wide range of concentrations. Four aroclors were present: Aroclor-1242, -1248, -1254 and -1260. Aroclor-1242 is predominant. PCB results are provided in Table C-2 of Appendix C. Figure 8 shows PCB results that are greater than the PQL.

#### **4.2.3 Target Analyte List Metals in Soil**

TAL metals were found in most samples at a wide range of concentrations. A summary of the metals results is provided in Table C-3 of Appendix C.

**Table 4-3 VOCs Greater Than Preliminary Remediation Goals**

	PRG	POSB-2	POSB-4	POSB-10	POSB-10	POSB-10	POSB-16	POSB-23	POSB-24	POSB-33	POSB-33	POSB-34	POSB-34
Depth of Sample (feet bgs)		52-54	10-12	10-12	22-24	40-42	10-12	54-56	20-22	10-12	22-24	10-12	58-60
Units	ug/kg	ug/kg	ug/kg	ug/kg	ug/kg	ug/kg	ug/kg	ug/kg	ug/kg	ug/kg	ug/kg	ug/kg	ug/kg
1,1,1-Trichloroethane	10	12,000			710 D	230 JD		1,100				22 J	
Trichloroethene	10		51	19	820 D	180 JD		120,000 D		16	32	770	
Tetrachloroethene	27	220 J	1,400	230	17,000 D	34,000 D	180	1,800	37	90		30 J	35

Notes:

D – Concentration from Secondary Dilution

J- Estimated Concentration

APPENDIX A

ANALYTICAL DATA RESULTS  
EXTRACTED VAPOR SAMPLES  
AND  
OPERATIONAL DATA

Table A-1  
 NWIRP-BETHPAGE  
 Monthly Monitoring Data  
 System Operation

VOCs in Extracted Soil Vapor - August 2001 - NWIRP - Bethpage, NY

Parameter	08/29/2001 EV01	08/29/2001 EW01	08/29/2001 EW02	08/29/2001 EW03	08/29/2001 EW04	08/29/2001 EW05	08/29/2001 EW06	08/29/2001 EW07	08/29/2001 EW08	08/29/2001 EW08-Dup	08/29/2001 EW09	08/29/2001 EW10	08/29/2001 EW11	08/29/2001 EW12	08/29/2001 EW13
Freon 12															
Freon 114															
Chloromethane															
Vinyl Chloride	33											390			
Bromomethane															
Chloroethane															
Freon 11											9				
1,1-Dichloroethene											5.8	4.9	12		
Freon 113	220							11	11		9.5	46	1000	150	8.4
Methylene Chloride															
1,1-Dichloroethane	100	92	6.7				78	4.8	4.2		4.1	34	85		
cis-1,2-Dichloroethene	1100		8.5				140	13	13		4.2	170	250	19	
Chloroform											5.7				
1,1,1-Trichloroethane	910	2700	430				68	37	37		24	100	1600	100	12
Carbon Tetrachloride															
Benzene															
1,2-Dichloroethane															
Trichloroethene	1,600	8,400	950				270	130	130		470	450	85	87	
1,2-Dichloropropane															
cis-1,3-Dichloropropene															
Toluene															
trans-1,3-Dichloropropene															
1,1,2-Trichloroethane													5.9		
Tetrachloroethene	3,400	170	110				900	1000	1000		930	660	950	1400	9
Ethylene Dibromide															
Chlorobenzene															
Ethyl Benzene															
m+p-Xylene															
o-Xylene															
Styrene															
1,1,1,2-Tetrachloroethane															
1,3,5-Trimethylbenzene															
1,2,4-Trimethylbenzene															
1,3-Dichlorobenzene															
1,4-Dichlorobenzene															
Chlorotoluene															
1,2-Dichlorobenzene															
1,2,4-Trichlorobenzene															
Hexachlorobutadiene															
Propylene															
1,3-Butadiene															
Acetone									38	38					
Carbon Disulfide															
2-Propanol															
Trans-1,2-Dichloroethene															
Vinyl Acetate															
2-Butanone (Methyl Ethyl Ketone)							1800						43		29
Hexane															
Tetrahydrofuran							2900	22							38
Cyclohexane												68	16		
1,4-Dioxane															
Bromodichloromethane															
4-Methyl-2-pentanone															
2-Hexanone															
Dibromochloromethane															
Bromoform															
4-Ethyltoluene															
Ethanol															
Methyl tertiary butyl ether															
Heptane															
Total VOCs	7,363.0	11,362.0	1,505.2	0.0	0.0	4,700.0	1,478.0	1,233.8	1,233.2	1,462.3	1,464.9	4,488.9	1,772.0	96.4	0.0

- Notes:  
 1) All results are expressed in parts per billion volume (ppbv).  
 2) A blank indicates that the compound was not detected.

VOCs in Extracted Soil Vapor - September 2001 - NWIRP - Bethpage, NY

Parameter	09/19/2001
	EV02
Freon 12	
Freon 114	
Chloromethane	
Vinyl Chloride	
Bromomethane	
Chloroethane	
Freon 11	
1,1-Dichloroethene	
Freon 113	120
Methylene Chloride	
1,1-Dichloroethane	45
cis-1,2-Dichloroethene	410
Chloroform	
1,1,1-Trichloroethane	420
Carbon Tetrachloride	
Benzene	
1,2-Dichloroethane	
Trichloroethene	1,000
1,2-Dichloropropane	
cis-1,3-Dichloropropene	
Toluene	
trans-1,3-Dichloropropene	
1,1,2-Trichloroethane	
Tetrachloroethene	2,400
Ethylene Dibromide	
Chlorobenzene	
Ethyl Benzene	
m+p-Xylene	
o-Xylene	
Styrene	
1,1,1,2-Tetrachloroethane	
1,3,5-Trimethylbenzene	
1,2,4-Trimethylbenzene	
1,3-Dichlorobenzene	
1,4-Dichlorobenzene	
Chlorotoluene	
1,2-Dichlorobenzene	
1,2,4-Trichlorobenzene	
Hexachlorobutadiene	
Propylene	
1,3-Butadiene	
Acetone	
Carbon Disulfide	
2-Propanol	
Trans-1,2-Dichloroethene	
Vinyl Acetate	
2-Butanone (Methyl Ethyl Ketone)	
Hexane	
Tetrahydrofuran	
Cyclohexane	
1,4-Dioxane	
Bromodichloromethane	
4-Methyl-2-pentanone	
2-Hexanone	
Dibromochloromethane	
Bromoform	
4-Ethyltoluene	
Ethanol	
Methyl tertiary butyl ether	
Heptane	
Total VOCs	4,395.0

Notes:

- 1) All results are expressed in parts per billion volume (ppbv).
- 2) A blank indicates that the compound was not detected.

VOCs in Extracted Soil Vapor - October 2001 - NWIRP - Bethpage, NY

Parameter	10/05/2001	10/27/2001	10/27/2001	10/27/2001	10/27/2001	10/27/2001	10/27/2001	10/27/2001	10/27/2001	10/27/2001	10/27/2001	10/27/2001	10/27/2001	10/27/2001	10/27/2001	10/27/2001	10/27/2001
	Sample Location																
	EV03	EV04	EW01	EW02	EW03	EW03 Dup	EW04	EW05	EW06	EW07	EW08	EW09	EW10	EW11	EW12	EW12 Dup	EW13
Freon 12																	
Freon 114																	
Chloromethane		11										5.4					
Vinyl Chloride																	
Bromomethane																	
Chloroethane																	
Freon 11																	
1,1-Dichloroethene						4.9											
Freon 113	100	76			76	70					23				5.6	5.7	21
Methylene Chloride			31						18								
1,1-Dichloroethane	33	18	35		36	32					6.2	4.6			42	38	11
cis-1,2-Dichloroethene	310	180	31		230	210			18	10	69	23			47	47	23
Chloroform																	
1,1,1-Trichloroethane	340	230	1600		750	690		7.1	5.9		30	6.9		7.9	41	40	140
Carbon Tetrachloride																	
Benzene																	
1,2-Dichloroethane																	
Trichloroethene	720	440	4800	20	2100	1800		16	93	6.1	54	44		20	280	270	210
1,2-Dichloropropane																	
cis-1,3-Dichloropropene																	
Toluene																	
trans-1,3-Dichloropropene																	
1,1,2-Trichloroethane																	
Tetrachloroethene	1,300	700	89		930	830		27	190	30	270	89		8.6	150	150	45
Ethylene Dibromide																	
Chlorobenzene																	
Ethyl Benzene																	
m+p-Xylene																	
o-Xylene																	
Styrene																	
1,1,1,2-Tetrachloroethane																	
1,3,5-Trimethylbenzene																	
1,2,4-Trimethylbenzene					9.5	8.7											
1,3-Dichlorobenzene																	
1,4-Dichlorobenzene																	
Chlorotoluene																	
1,2-Dichlorobenzene																	
1,2,4-Trichlorobenzene																	
Hexachlorobutadiene																	
Propylene																	
1,3-Butadiene																	
Acetone												18					
Carbon Disulfide																	
2-Propanol																	
Trans-1,2-Dichloroethene																	
Vinyl Acetate																	
2-Butanone (MEK)		580					17				31						
Hexane																	
Tetrahydrofuran		540					19	29									
Cyclohexane																	
1,4-Dioxane																	
Bromodichloromethane																	
4-Methyl-2-pentanone																	
2-Hexanone																	
Dibromochloromethane																	
Bromoform																	
4-Ethyltoluene																	
Ethanol	16																
Methyl tertiary butyl ether																	
Heptane																	
Total VOCs	2,819.0	2,775.0	6,586.0	20.0	4,131.5	3,645.6	36.0	79.1	324.9	46.1	483.2	190.9	0.0	36.5	565.6	550.7	450.0

Notes:  
 1) All results are expressed in parts per billion volume (ppbv).  
 2) A blank indicates that the compound was not detected.

VOCs in Extracted Soil Vapor - November 2001 - NWIRP - Bethpage, NY

Parameter	11/11/2001 EV-05	11/26/2001 EV-06
Freon 12		
Freon 114		
Chloromethane		
Vinyl Chloride		
Bromomethane		
Chloroethane		
Freon 11		
1,1-Dichloroethene		
Freon 113	100	120
Methylene Chloride		
1,1-Dichloroethane	29	29
cis-1,2-Dichloroethene	280	310
Chloroform		
1,1,1-Trichloroethane	340	460
Carbon Tetrachloride		
Benzene		
1,2-Dichloroethane		
Trichloroethene	550	600
1,2-Dichloropropane		
cis-1,3-Dichloropropene		
Toluene		
trans-1,3-Dichloropropene		
1,1,2-Trichloroethane		
Tetrachloroethene	980	1,800
Ethylene Dibromide		
Chlorobenzene		
Ethyl Benzene		
m+p-Xylene		
o-Xylene		
Styrene		
1,1,1,2-Tetrachloroethane		
1,3,5-Trimethylbenzene		
1,2,4-Trimethylbenzene		
1,3-Dichlorobenzene		
1,4-Dichlorobenzene		
Chlorotoluene		
1,2-Dichlorobenzene		
1,2,4-Trichlorobenzene		
Hexachlorobutadiene		
Propylene		
1,3-Butadiene		
Acetone		
Carbon Disulfide		
2-Propanol		
Trans-1,2-Dichloroethene		
Vinyl Acetate		
2-Butanone (MEK)		
Hexane		
Tetrahydrofuran		
Cyclohexane		
1,4-Dioxane		
Bromodichloromethane		
4-Methyl-2-pentanone		
2-Hexanone		
Dibromochloromethane		
Bromoform		
4-Ethyltoluene		
Ethanol		
Methyl tertiary butyl ether		
Heptane		
Total VOCs	2,279.0	3,319.0

Notes:

- 1) All results are expressed in parts per billion volume (ppbv).
- 2) A blank indicates that the compound was not detected.



VOCs in Extracted Soil Vapor - December 2001 - NWIRP - Bethpage, NY

Parameter	12/07/2001 EV-07	12/28/2001 EV-08
Freon 12		
Freon 114		
Chloromethane		
Vinyl Chloride		
Bromomethane		
Chloroethane		
Freon 11		
1,1-Dichloroethene	5	4.1
Freon 113	94	60
Methylene Chloride		
1,1-Dichloroethane	30	24
cis-1,2-Dichloroethene	330	280
Chloroform		
1,1,1-Trichloroethane	470	400
Carbon Tetrachloride		
Benzene		
1,2-Dichloroethane		
Trichloroethene	700	620
1,2-Dichloropropane		
cis-1,3-Dichloropropene		
Toluene		
trans-1,3-Dichloropropene		
1,1,2-Trichloroethane		
Tetrachloroethene	1,300	1,200
Ethylene Dibromide		
Chlorobenzene		
Ethyl Benzene		
m+p-Xylene		
o-Xylene		
Styrene		
1,1,1,2-Tetrachloroethane		
1,3,5-Trimethylbenzene		
1,2,4-Trimethylbenzene		
1,3-Dichlorobenzene		
1,4-Dichlorobenzene		
Chlorotoluene		
1,2-Dichlorobenzene		
1,2,4-Trichlorobenzene		
Hexachlorobutadiene		
Propylene		
1,3-Butadiene		
Acetone		
Carbon Disulfide		
2-Propanol		
Trans-1,2-Dichloroethene		
Vinyl Acetate		
2-Butanone (MEK)		
Hexane		
Tetrahydrofuran		
Cyclohexane		
1,4-Dioxane		25
Bromodichloromethane		
4-Methyl-2-pentanone		
2-Hexanone		
Dibromochloromethane		
Bromoform		
4-Ethyltoluene		
Ethanol		
Methyl tertiary butyl ether		
Heptane		
Total VOCs	2,929.0	2,613.1

Notes:

- 1) All results are expressed in parts per billion volume (ppbv).
- 2) A blank indicates that the compound was not detected.

## VOCs in Extracted Soil Vapor - January 2002 - NWIRP - Bethpage, NY

Parameter	01/09/2002 EV-09	01/23/2002 EV-10
Freon 12		
Freon 114		
Chloromethane		
Vinyl Chloride		
Bromomethane		
Chloroethane		
Freon 11		
1,1-Dichloroethene		
Freon 113	66	73
Methylene Chloride		
1,1-Dichloroethane	22	21
cis-1,2-Dichloroethene	260	270
Chloroform		
1,1,1-Trichloroethane	370	350
Carbon Tetrachloride		
Benzene		
1,2-Dichloroethane		
Trichloroethene	620	550
1,2-Dichloropropane		
cis-1,3-Dichloropropene		
Toluene		
trans-1,3-Dichloropropene		
1,1,2-Trichloroethane		
Tetrachloroethene	1,000	1,100
Ethylene Dibromide		
Chlorobenzene		
Ethyl Benzene		
m+p-Xylene		
o-Xylene		
Styrene		
1,1,1,2-Tetrachloroethane		
1,3,5-Trimethylbenzene		
1,2,4-Trimethylbenzene		
1,3-Dichlorobenzene		
1,4-Dichlorobenzene		
Chlorotoluene		
1,2-Dichlorobenzene		
1,2,4-Trichlorobenzene		
Hexachlorobutadiene		
Propylene		
1,3-Butadiene		
Acetone		
Carbon Disulfide		
2-Propanol		
Trans-1,2-Dichloroethene		
Vinyl Acetate		
2-Butanone (MEK)		
Hexane		
Tetrahydrofuran		
Cyclohexane		
1,4-Dioxane		
Bromodichloromethane		
4-Methyl-2-pentanone		
2-Hexanone		
Dibromochloromethane		
Bromoform		
4-Ethyltoluene		
Ethanol		
Methyl tertiary butyl ether		
Heptane		
Total VOCs	2,338.0	2,364.0

## Notes:

- 1) All results are expressed in parts per billion volume (ppbv).
- 2) A blank indicates that the compound was not detected.

## VOCs in Extracted Soil Vapor - February 2002 - NWIRP - Bethpage, NY

Parameter	02/08/2002	03/01/2002
	EV-11	EV-12
Freon 12		
Freon 114		
Chloromethane		
Vinyl Chloride		
Bromomethane		
Chloroethane		
Freon 11		
1,1-Dichloroethene		
Freon 113	54	59
Methylene Chloride		
1,1-Dichloroethane	19	17
cis-1,2-Dichloroethene	260	200
Chloroform		
1,1,1-Trichloroethane	360	270
Carbon Tetrachloride		
Benzene		
1,2-Dichloroethane		
Trichloroethene	610	450
1,2-Dichloropropane		
cis-1,3-Dichloropropene		
Toluene		
trans-1,3-Dichloropropene		
1,1,2-Trichloroethane		
Tetrachloroethene	1,300	860
Ethylene Dibromide		
Chlorobenzene		
Ethyl Benzene		
m+p-Xylene		
o-Xylene		
Styrene		
1,1,1,2-Tetrachloroethane		
1,3,5-Trimethylbenzene		
1,2,4-Trimethylbenzene		
1,3-Dichlorobenzene		
1,4-Dichlorobenzene		
Chlorotoluene		
1,2-Dichlorobenzene		
1,2,4-Trichlorobenzene		
Hexachlorobutadiene		
Propylene		
1,3-Butadiene		
Acetone		
Carbon Disulfide		
2-Propanol		
Trans-1,2-Dichloroethene		
Vinyl Acetate		
2-Butanone (MEK)		
Hexane		
Tetrahydrofuran		
Cyclohexane		
1,4-Dioxane		
Bromodichloromethane		
4-Methyl-2-pentanone		
2-Hexanone		
Dibromochloromethane		
Bromoform		
4-Ethyltoluene		
Ethanol		
Methyl tertiary butyl ether		
Heptane		
Total VOCs	2,603.0	1,856.0

## Notes:

- 1) All results are expressed in parts per billion volume (ppbv).
- 2) A blank indicates that the compound was not detected.

Table A-2  
 NWIRP-BETHPAGE  
 Monthly Monitoring Data  
 System Operation

Date	B-01		B-02		VOC				LEL%	O <sub>2</sub> %
	Vacuum ("Hg)	Flow (SCFM)	Pressure (psig)	Flow (SCFM)	Influent BV-18 (ppm)	Middle BV-32 (ppm)	Effluent BV-19 (ppm)	Background (ppm)		
08/22/2001	3.0	280	3.0	115.0	16.8	16.0	ND	0.2	-	-
08/29/2001	2.8	270	0.7	130.0	-	-	-	-	0.0	21
09/06/2001	2.5	270	3.0	115.0	ND	ND	ND	-	0.0	21
09/11/2001	2.5	270	0.7	115.0	ND	ND	ND	-	0.0	21.5
09/19/2001	2.5	270	2.7	115.0	0.7	ND	ND	ND	0.0	21.1
09/26/2001	2.5	270	2.8	115.0	0.9	0.4	0.4	0.5	0.0	20.8
10/05/2001	2.0	260	2.7	115.0	0.9	0.3	0.4	0.3	0.0	20.9
10/12/2001	2.5	260	2.5	115.0	1.9	ND	ND	0.3	0.0	21
10/19/2001	1.5	230	2.2	105.0	3.4	ND	ND	ND	0.0	20.9
10/27/2001	1.1	280	2.5	115.0	0.0	ND	ND	ND	0.0	20.9
11/01/2001	1.9	280	2.4	130.0	1.6	ND	ND	ND	0.0	20.83
11/11/2001	1.1	280	2.2	120.0	1.2	ND	ND	ND	0.0	20.9
11/16/2001	1.9	290	2.0	110.0	1.8	ND	ND	ND	0.0	20.9
11/26/2001	1.9	280	1.8	110.0	2.4	ND	ND	ND	0.0	20.77
12/07/2001	1.7	280	1.8	125.0	3.4	ND	ND	ND	0.0	20.9
12/14/2001	1.3	290	1.7	105.0	2.5	ND	ND	ND	0.0	20.9
12/19/2001	1.7	280	1.9	120.0	1.5	ND	ND	ND	0.0	20.7
12/28/2001	1.0	290	1.4	90.0	4.2	ND	ND	0.3	0.0	21
01/06/2002	1.0	280	1.2	78.0	4.5	ND	ND	ND	0.0	20.9
01/09/2002	1.0	290	1.2	80.0	2.5	ND	ND	ND	0.0	20.9
01/16/2002	1.0	280	1.2	80.0	1.3	ND	ND	ND	0.0	20.9
01/23/2002	1.0	280	1.6	120.0	5.7	ND	ND	ND	0.0	20.9
02/01/2002	0.9	280	1.2	120.0	5.4	ND	ND	ND	0.0	20.9
02/08/2002	1.2	280	1.2	115.0	4.2	ND	ND	1.2	-	-
02/15/2002	1.0	280	1.0	100.0	2.5	ND	ND	ND	0.0	20.9
03/01/2002	0.8	280	0.8	80.0	2.7	ND	ND	ND	0.0	20.9

Notes:

"-" No readings taken.      ND - Non Detect

APPENDIX B

ANALYTICAL DATA RESULTS  
GROUNDWATER SAMPLES

Table B-1  
Pre-Operational Groundwater Analytical Results

Client Sample ID Lab Sample ID Sample Collection Date Sample Matrix Units	MW-101-081301			MW-102-081301			MW-103-081301			EW01-081301			EW02-081401			EW03-081401		
	N5532			N5532			N5532			N5532			N5542			N5542		
	08/13/2001			08/13/2001			08/13/2001			08/13/2001			08/14/2001			08/14/2001		
	WATER			WATER			WATER			WATER			WATER			WATER		
	ug/L			ug/L			ug/L			ug/L			ug/L			ug/L		
PQL	CONC	Q	PQL	CONC	Q	PQL	CONC	Q	PQL	CONC	Q	PQL	CONC	Q	PQL	CONC	Q	
Chloromethane	2.8	ND		2.8	ND		2.8	ND		2.8	ND		5	ND		5	ND	
Vinyl Chloride	1.8	ND		1.8	ND		1.8	ND		1.8	ND		5	ND		5	ND	
Bromomethane	1.9	ND		1.9	ND		1.9	ND		1.9	ND		5	ND		5	ND	
Chloroethane	2.3	ND		2.3	ND		2.3	ND		2.3	ND		5	ND		5	ND	
1,1-Dichloroethene	1.6	ND		1.6	ND		1.6	ND		1.6	ND		5	ND		5	ND	
Acetone	5.8	ND		5.8	ND		5.8	ND		5.8	ND		5	ND		5	ND	
Carbon Disulfide	1	ND		1	ND		1	ND		1	ND		5	ND		5	ND	
Methylene Chloride	1.1	ND		1.1	ND		1.1	ND		1.1	ND		5	ND		5	ND	
trans-1,2-Dichloroethene	1.7	ND		1.7	ND		1.7	ND		1.7	ND		5	ND		5	ND	
1,1-Dichloroethane	1	ND		1	ND		1	ND		1	ND		5	ND		5	ND	
2-Butanone	5.6	ND		5.6	ND		5.6	ND		5.6	ND		5	ND		5	ND	
cis-1,2-Dichloroethene	1.8	ND		1.8	ND		1.8	ND		1.8	37		5	ND		5	ND	
Chloroform	1	ND		1	ND		1	ND		1	ND		5	ND		5	ND	
1,1,1-Trichloroethane	1.5	2.2		1.5	ND		1.5	ND		1.5	9.4		5	ND		5	2.9	J
Carbon Tetrachloride	1	ND		1	ND		1	ND		1	ND		5	ND		5	ND	
Benzene	1	ND		1	ND		1	ND		1	ND		5	ND		5	ND	
1,2-Dichloroethane	2.5	ND		2.5	ND		2.5	ND		2.5	ND		5	ND		5	ND	
Trichloroethene	2.8	13		2.8	ND		2.8	10		2.8	230		5	5.2		5	ND	
1,2-Dichloropropane	3.6	ND		3.6	ND		3.6	ND		3.6	ND		5	ND		5	ND	
Bromodichloromethane	1	ND		1	ND		1	ND		1	ND		5	ND		5	ND	
4-Methyl-2-Pentanone	3	ND		3	ND		3	ND		3	ND		5	ND		5	ND	
Toluene	1.2	ND		1.2	ND		1.2	ND		1.2	ND		5	ND		5	ND	
trans-1,3-Dichloropropene	1.7	ND		1.7	ND		1.7	ND		1.7	ND		5	ND		5	ND	
cis-1,3-Dichloropropene	1	ND		1	ND		1	ND		1	ND		5	ND		5	ND	
1,1,2-Trichloroethane	1.1	ND		1.1	ND		1.1	ND		1.1	ND		5	ND		5	ND	
2-Hexanone	12	ND		12	ND		12	ND		12	ND		5	ND		5	ND	
Dibromochloromethane	1	ND		1	ND		1	ND		1	ND		5	ND		5	ND	
Tetrachloroethene	1.6	ND		1.6	ND		1.6	5.5		1.6	85		5	3.2	J	5	ND	
Chlorobenzene	1	ND		1	ND		1	ND		1	ND		5	ND		5	ND	
Ethyl Benzene	1.5	ND		1.5	ND		1.5	ND		1.5	ND		5	ND		5	ND	
m/p-Xylenes	1.5	ND		1.5	ND		1.5	ND		1.5	ND		5	ND		5	ND	
o-Xylene	1.7	ND		1.7	ND		1.7	ND		1.7	ND		5	ND		5	ND	
Styrene	1	ND		1	ND		1	ND		1	ND		5	ND		5	ND	
Bromoform	1	ND		1	ND		1	ND		1	ND		5	ND		5	ND	
1,1,2,2-Tetrachloroethane	2.2	ND		2.2	ND		2.2	ND		2.2	ND		5	ND		5	ND	

PQL- Practical Quantitation Limit

ND- Non Detect

J- Estimated Concentration

Table B-1  
Pre-Operational Groundwater Analytical Results

Client Sample ID Lab Sample ID Sample Collection Date Sample Matrix Units	EW04-081401			EW05-081401			EW06-081401			EW07-081401			EW08-081401			EW09-081401		
	N5542			N5542			N5542			N5542			N5542					
	08/14/2001			08/14/2001			08/14/2001			08/14/2001			08/14/2001					
	WATER			WATER			WATER			WATER			WATER					
ug/L			ug/L			ug/L			ug/L			ug/L						
PQL	CONC	Q	PQL	CONC	Q	PQL	CONC	Q	PQL	CONC	Q	PQL	CONC	Q	PQL	CONC	Q	
Chloromethane	5	ND		5	ND		5	ND		5	ND		5	ND		5	ND	
Vinyl Chloride	5	ND		5	ND		5	ND		5	ND		5	ND		5	ND	
Bromomethane	5	ND		5	ND		5	ND		5	ND		5	ND		5	ND	
Chloroethane	5	ND		5	ND		5	ND		5	ND		5	ND		5	ND	
1,1-Dichloroethene	5	ND		5	ND		5	ND		5	ND		5	ND		5	ND	
Acetone	5	ND		5	ND		5	ND		5	ND		5	ND		5	ND	
Carbon Disulfide	5	ND		5	ND		5	ND		5	ND		5	ND		5	ND	
Methylene Chloride	5	ND		5	ND		5	ND		5	ND		5	ND		5	ND	
trans-1,2-Dichloroethene	5	ND		5	ND		5	ND		5	ND		5	ND		5	ND	
1,1-Dichloroethane	5	ND		5	ND		5	ND		5	3.6	J	5	ND		5	ND	
2-Butanone	5	ND		5	13		5	ND		5	ND		5	ND		5	ND	
cis-1,2-Dichloroethene	5	ND		5	ND		5	19		5	2.1	J	5	ND		5	ND	
Chloroform	5	ND		5	ND		5	ND		5	ND		5	ND		5	ND	
1,1,1-Trichloroethane	5	2.4	J	5	ND		5	2.9	J	5	190		5	ND		5	ND	
Carbon Tetrachloride	5	ND		5	ND		5	ND		5	ND		5	ND		5	ND	
Benzene	5	ND		5	ND		5	ND		5	ND		5	ND		5	ND	
1,2-Dichloroethane	5	ND		5	ND		5	ND		5	ND		5	ND		5	ND	
Trichloroethene	5	36		5	ND		5	4.3	J	5	3.1	J	5	8.8		5	8.7	
1,2-Dichloropropane	5	ND		5	ND		5	ND		5	ND		5	ND		5	ND	
Bromodichloromethane	5	ND		5	ND		5	ND		5	ND		5	ND		5	ND	
4-Methyl-2-Pentanone	5	ND		5	ND		5	ND		5	ND		5	ND		5	ND	
Toluene	5	ND		5	ND		5	ND		5	ND		5	ND		5	ND	
t-1,3-Dichloropropene	5	ND		5	ND		5	ND		5	ND		5	ND		5	ND	
cis-1,3-Dichloropropene	5	ND		5	ND		5	ND		5	ND		5	ND		5	ND	
1,1,2-Trichloroethane	5	ND		5	ND		5	ND		5	ND		5	ND		5	ND	
2-Hexanone	5	ND		5	ND		5	ND		5	ND		5	ND		5	ND	
Dibromochloromethane	5	ND		5	ND		5	ND		5	ND		5	ND		5	ND	
Tetrachloroethene	5	23		5	ND		5	30		5	8.3		5	8.1		5	ND	
Chlorobenzene	5	ND		5	ND		5	ND		5	ND		5	ND		5	ND	
Ethyl Benzene	5	ND		5	ND		5	ND		5	ND		5	ND		5	ND	
m/p-Xylenes	5	ND		5	ND		5	ND		5	ND		5	ND		5	ND	
o-Xylene	5	ND		5	ND		5	ND		5	2.4	J	5	ND		5	ND	
Styrene	5	ND		5	ND		5	ND		5	ND		5	ND		5	ND	
Bromoform	5	ND		5	ND		5	ND		5	ND		5	ND		5	ND	
1,1,2,2-Tetrachloroethane	5	ND		5	ND		5	ND		5	ND		5	ND		5	ND	

PQL- Practical Quantitation Limit

ND- Non Detect

J- Estimated Concentration

Table B-1  
Pre-Operational Groundwater Analytical Results

Client Sample ID	EW10-081501			EW11-081401			EW12-081401			EW13-081401		
	PQL	CONC	Q	PQL	CONC	Q	PQL	CONC	Q	PQL	CONC	Q
Lab Sample ID	N5559			N5559			N5559			N5559		
Sample Collection Date	08/15/2001			08/15/2001			08/15/2001			08/15/2001		
Sample Matrix	WATER			WATER			WATER			WATER		
Units	ug/L			ug/L			ug/L			ug/L		
Chloromethane	5	ND		5	ND		5	ND		5	ND	
Vinyl Chloride	5	ND		5	ND		5	ND		5	ND	
Bromomethane	5	ND		5	ND		5	ND		5	ND	
Chloroethane	5	ND		5	ND		5	ND		5	ND	
1,1-Dichloroethene	5	ND		5	ND		5	ND		5	ND	
Acetone	5	ND		5	ND		5	ND		5	ND	
Carbon Disulfide	5	ND		5	ND		5	ND		5	ND	
Methylene Chloride	5	ND		5	ND		5	ND		5	ND	
trans-1,2-Dichloroethene	5	ND		5	ND		5	ND		5	ND	
1,1-Dichloroethane	5	ND		5	ND		5	ND		5	ND	
2-Butanone	5	ND		5	ND		5	ND		5	ND	
cis-1,2-Dichloroethene	5	4.3	J	5	ND		5	ND		5	ND	
Chloroform	5	ND		5	ND		5	ND		5	ND	
1,1,1-Trichloroethane	5	12		5	ND		5	ND		5	ND	
Carbon Tetrachloride	5	ND		5	ND		5	ND		5	ND	
Benzene	5	ND		5	ND		5	ND		5	ND	
1,2-Dichloroethane	5	ND		5	ND		5	ND		5	ND	
Trichloroethene	5	ND		5	2.4	J	5	4.7	J	5	ND	
1,2-Dichloropropane	5	ND		5	ND		5	ND		5	ND	
Bromodichloromethane	5	ND		5	ND		5	ND		5	ND	
4-Methyl-2-Pentanone	5	ND		5	ND		5	ND		5	ND	
Toluene	5	ND		5	ND		5	ND		5	ND	
t-1,3-Dichloropropene	5	ND		5	ND		5	ND		5	ND	
cis-1,3-Dichloropropene	5	ND		5	ND		5	ND		5	ND	
1,1,2-Trichloroethane	5	ND		5	ND		5	ND		5	ND	
2-Hexanone	5	ND		5	ND		5	ND		5	ND	
Dibromochloromethane	5	ND		5	ND		5	ND		5	ND	
Tetrachloroethene	5	9.5		5	2.6	J	5	ND		5	ND	
Chlorobenzene	5	ND		5	ND		5	ND		5	ND	
Ethyl Benzene	5	ND		5	ND		5	ND		5	ND	
m/p-Xylenes	5	ND		5	ND		5	ND		5	ND	
o-Xylene	5	ND		5	ND		5	ND		5	ND	
Styrene	5	ND		5	ND		5	ND		5	ND	
Bromoform	5	ND		5	ND		5	ND		5	ND	
1,1,2,2-Tetrachloroethane	5	ND		5	ND		5	ND		5	ND	

PQL- Practical Quantitation Limit

ND- Non Detect

J- Estimated Concentration



Table B-1  
Pre-Operational Groundwater Analytical Results

Client Sample ID	BPTB-081301			BPFB-081401			BPTB-081401			BPTB-081501		
Lab Sample ID	N5532			N5542			N5542			N5542		
Sample Collection Date	08/13/2001			08/14/2001			08/14/2001			08/15/2001		
Sample Matrix	WATER			WATER			WATER			WATER		
Units	ug/L			ug/L			ug/L			ug/L		
	PQL	CONC	Q	PQL	CONC	Q	PQL	CONC	Q	PQL	CONC	Q
Chloromethane	2.8	ND	5	ND	5	ND	5	ND	5	ND		
Vinyl Chloride	1.8	ND	5	ND	5	ND	5	ND	5	ND		
Bromomethane	1.9	ND	5	ND	5	ND	5	ND	5	ND		
Chloroethane	2.3	ND	5	ND	5	ND	5	ND	5	ND		
1,1-Dichloroethene	1.6	ND	5	ND	5	ND	5	ND	5	ND		
Acetone	5.8	ND	5	ND	5	ND	5	ND	5	ND		
Carbon Disulfide	1	ND	5	ND	5	ND	5	ND	5	ND		
Methylene Chloride	1.1	ND	5	ND	5	ND	5	ND	5	ND		
trans-1,2-Dichloroethene	1.7	ND	5	ND	5	ND	5	ND	5	ND		
1,1-Dichloroethane	1	ND	5	ND	5	ND	5	ND	5	ND		
2-Butanone	5.6	ND	5	ND	5	ND	5	ND	5	ND		
cis-1,2-Dichloroethene	1.8	ND	5	ND	5	ND	5	ND	5	ND		
Chloroform	1	ND	5	ND	5	ND	5	ND	5	ND		
1,1,1-Trichloroethane	1.5	ND	5	ND	5	ND	5	ND	5	ND		
Carbon Tetrachloride	1	ND	5	ND	5	ND	5	ND	5	ND		
Benzene	1	ND	5	ND	5	ND	5	ND	5	ND		
1,2-Dichloroethane	2.5	ND	5	ND	5	ND	5	ND	5	ND		
Trichloroethene	2.8	ND	5	ND	5	ND	5	ND	5	ND		
1,2-Dichloropropane	3.6	ND	5	ND	5	ND	5	ND	5	ND		
Bromodichloromethane	1	ND	5	ND	5	ND	5	ND	5	ND		
4-Methyl-2-Pentanone	3	ND	5	ND	5	ND	5	ND	5	ND		
Toluene	1.2	ND	5	ND	5	ND	5	ND	5	ND		
trans-1,3-Dichloropropene	1.7	ND	5	ND	5	ND	5	ND	5	ND		
cis-1,3-Dichloropropene	1	ND	5	ND	5	ND	5	ND	5	ND		
1,1,2-Trichloroethane	1.1	ND	5	ND	5	ND	5	ND	5	ND		
2-Hexanone	12	ND	5	ND	5	ND	5	ND	5	ND		
Dibromochloromethane	1	ND	5	ND	5	ND	5	ND	5	ND		
Tetrachloroethene	1.6	ND	5	ND	5	ND	5	ND	5	ND		
Chlorobenzene	1	ND	5	ND	5	ND	5	ND	5	ND		
Ethyl Benzene	1.5	ND	5	ND	5	ND	5	ND	5	ND		
m/p-Xylenes	1.5	ND	5	ND	5	ND	5	ND	5	ND		
o-Xylene	1.7	ND	5	ND	5	ND	5	ND	5	ND		
Styrene	1	ND	5	ND	5	ND	5	ND	5	ND		
Bromoform	1	ND	5	ND	5	ND	5	ND	5	ND		
1,1,2,2-Tetrachloroethane	2.2	ND	5	ND	5	ND	5	ND	5	ND		

PQL- Practical Quantitation Limit

ND- Non Detect

J- Estimated Concentration

Table B-2 Post-Operational Groundwater Analytical Results

Client Sample ID	MW-103-032602			POSB-09-HP-6667			BPPOSB-20-HP6263			POSB-24-HP-6768			POSB-SEHP-6668			POSB-SWHP-6668			POSB-SWHP-6668D		
Lab Sample ID	P1954-01			P2184-03			P2156-01			P2184-01			P2199-01			P2199-03			P2199-04		
Sample Collection Date	03/26/2002			04/12/2002			04/12/2002			04/12/2002			04/15/2002			04/15/2002			04/15/2002		
Sample Matrix	WATER			WATER			WATER			WATER			WATER			WATER			WATER		
Units	ug/L			ug/L			ug/L			ug/L			ug/L			ug/L			ug/L		
	PQL	CONC	Q	PQL	CONC	Q	MDL	CONC	Q	PQL	CONC	Q	PQL	CONC	Q	PQL	CONC	Q	PQL	CONC	Q
Chloromethane	2.8	ND		5	ND		5	ND		5	ND		1.7	ND		1.7	ND		1.7	ND	
Vinyl Chloride	1.8	ND		5	ND		5	ND		5	ND		2	ND		2	ND		2	ND	
Bromomethane	1.9	ND		5	ND		5	ND		5	ND		2.1	ND		2.1	ND		2.1	ND	
Chloroethane	2.3	ND		5	ND		5	ND		5	ND		2.9	ND		2.9	ND		2.9	ND	
1,1-Dichloroethene	1.6	ND		5	ND		5	ND		5	ND		1.3	ND		1.5	ND		1.1	ND	
Acetone	5.8	ND		5	ND		5	ND		5	ND		2.3	13		2.3	9.7		2.3	9.2	
Carbon Disulfide	1	ND		5	ND		5	ND		5	ND		2.2	ND		2.2	ND		2.2	ND	
Methylene Chloride	1.1	ND		5	ND		5	1.9	JB	5	ND		2.2	ND		2.2	ND		2.2	ND	
trans-1,2-Dichloroethene	1.7	ND		5	ND		5	ND		5	ND		2.4	ND		2.4	ND		2.4	ND	
1,1-Dichloroethane	1	ND		5	ND		5	ND		5	4.9	J	2.2	ND		2.2	ND		2.2	ND	
2-Butanone	5.6	ND		5	ND		5	ND		5	ND		1.6	1.8	J	1.6	ND		1.6	ND	
cis-1,2-Dichloroethene	1.8	0.9	J	5	ND		5	ND		5	2.5	J	2.4	ND		2.4	ND		2.4	ND	
Chloroform	1	1.2		5	ND		5	ND		5	ND		2.7	ND		2.7	ND		2.7	ND	
1,1,1-Trichloroethane	1.5	ND		5	48		5	ND		5	5.2		2.5	4.4	J	2.5	ND		2.5	ND	
Carbon Tetrachloride	1	ND		5	ND		5	ND		5	ND		2.4	ND		2.4	3.4	J	2.4	3.5	J
Benzene	1	ND		5	ND		5	ND		5	ND		1.8	ND		1.8	ND		1.8	ND	
1,2-Dichloroethane	2.5	ND		5	ND		5	ND		5	ND		2.6	ND		2.6	ND		2.6	ND	
Trichloroethene	2.8	29		5	ND		5	1.4	J	5	1.7	J	2.6	ND		2.6	ND		2.6	ND	
1,2-Dichloropropane	3.6	ND		5	ND		5	ND		5	ND		1.9	ND		1.9	ND		1.9	ND	
Bromodichloromethane	1	ND		5	ND		5	ND		5	ND		2.5	ND		2.5	2.7	J	2.5	2.5	J
4-Methyl-2-Pentanone	3	ND		5	ND		5	ND		5	ND		2.2	ND		2.2	ND		2.2	ND	
Toluene	1.2	ND		5	ND		5	1.4	J	5	ND		1.7	ND		1.7	ND		1.7	ND	
trans-1,3-Dichloropropene	1.7	ND		5	ND		5	ND		5	ND		2.5	ND		2.5	ND		2.5	ND	
cis-1,3-Dichloropropene	1	ND		5	ND		5	ND		5	ND		2.2	ND		2.2	ND		2.2	ND	
1,1,1-Trichloroethane	1.1	ND		5	ND		5	ND		5	ND		1.7	ND		1.7	ND		1.7	ND	
2-Hexanone	12	ND		5	ND		5	ND		5	ND		2.5	ND		2.5	ND		2.5	ND	
Dibromochloromethane	1	ND		5	ND		5	ND		5	ND		2.1	ND		2.1	ND		2.1	ND	
Tetrachloroethene	1.6	18		5	1.7	J	5	2.6	J	5	21		2	2.8	J	1.6	ND		1.5	ND	
Chlorobenzene	1	ND		5	ND		5	ND		5	ND		2.8	ND		2.8	ND		2.8	ND	
Ethyl Benzene	1.5	ND		5	ND		5	ND		5	ND		2.5	ND		2.5	ND		2.5	ND	
m/p-Xylenes	1.5	ND		5	ND		5	ND		5	ND		1.8	ND		1.8	ND		1.8	ND	
o-Xylene	1.7	ND		5	ND		5	ND		5	ND		1.9	ND		1.9	ND		1.9	ND	
Styrene	1	ND		5	ND		5	ND		5	ND		1.6	ND		1.6	ND		1.6	ND	
Bromoform	1	ND		5	ND		5	ND		5	ND		3.9	ND		3.9	ND		3.9	ND	
1,1,2,2-Tetrachloroethane	2.2	ND		5	ND		5	ND		5	ND		1.8	ND		1.8	ND		1.8	ND	

Table B-2 Post-Operational Groundwater Analytical Results

Client Sample ID	MW-FB-032602		MW-TB-032602		POSB-HPTB-041202		POSB-HPFB-041502		POSB-HPTB-041502		BPPOSB-HP-TB-041102			
Lab Sample ID	P1954-02		P1954-03		P2184-02		P2199-02		P2199-07		P2156-02			
Sample Collection Date	03/26/2002		03/26/2002		04/12/2002		04/15/2002		04/15/2002		04/12/2002			
Sample Matrix	WATER		WATER		WATER		WATER		WATER		WATER			
Units	ug/L		ug/L		ug/L		ug/L		ug/L		ug/L			
	PQL	CONC	Q	PQL	CONC	Q	PQL	CONC	Q	PQL	CONC	Q		
											MDL	CONC	Q	
Chloromethane	2.8	ND		2.8	ND	5	ND	1.7	ND	1.7	ND	5	ND	
Vinyl Chloride	1.8	ND		1.8	ND	5	ND	2	ND	2	ND	5	ND	
Bromomethane	1.9	ND		1.9	ND	5	ND	2.1	ND	2.1	ND	5	ND	
Chloroethane	2.3	ND		2.3	ND	5	ND	2.9	ND	2.9	ND	5	ND	
1,1-Dichloroethene	1.6	ND		1.6	ND	5	ND	1.9	ND	1.9	ND	5	ND	
Acetone	5.8	ND		5.8	ND	5	ND	2.3	ND	2.3	ND	5	ND	
Carbon Disulfide	1	ND		1	ND	5	ND	2.2	ND	2.2	ND	5	ND	
Methylene Chloride	1.1	ND		1.1	ND	5	2.9	2.2	ND	2.2	ND	5	ND	
trans-1,2-Dichloroethene	1.7	ND		1.7	ND	5	ND	2.4	ND	2.4	ND	5	ND	
1,1-Dichloroethane	1	ND		1	ND	5	ND	2.2	ND	2.2	ND	5	ND	
2-Butanone	5.6	ND		5.6	ND	5	ND	1.6	ND	1.6	ND	5	ND	
cis-1,2-Dichloroethene	1.8	ND		1.8	ND	5	ND	2.4	ND	2.4	ND	5	ND	
Chloroform	1	ND		1	ND	5	ND	2.7	ND	2.7	ND	5	ND	
1,1,1-Trichloroethane	1.5	ND		1.5	ND	5	ND	2.5	ND	2.5	ND	5	ND	
Carbon Tetrachloride	1	ND		1	ND	5	ND	2.4	ND	2.4	ND	5	ND	
Benzene	1	ND		1	ND	5	ND	1.8	ND	1.8	ND	5	ND	
1,2-Dichloroethane	2.5	ND		2.5	ND	5	ND	2.6	ND	2.6	ND	5	ND	
Trichloroethene	2.8	ND		2.8	ND	5	ND	2.6	ND	2.6	ND	5	ND	
1,2-Dichloropropane	3.6	ND		3.6	ND	5	ND	1.9	ND	1.9	ND	5	ND	
Bromodichloromethane	1	ND		1	ND	5	ND	2.5	ND	2.5	ND	5	ND	
4-Methyl-2-Pentanone	3	ND		3	ND	5	ND	2.2	ND	2.2	ND	5	ND	
Toluene	1.2	ND		1.2	ND	5	ND	1.7	ND	1.7	ND	5	ND	
t-1,3-Dichloropropene	1.7	ND		1.7	ND	5	ND	2.5	ND	2.5	ND	5	ND	
cis-1,3-Dichloropropene	1	ND		1	ND	5	ND	2.2	ND	2.2	ND	5	ND	
1,1,2-Trichloroethane	1.1	ND		1.1	ND	5	ND	1.7	ND	1.7	ND	5	ND	
2-Hexanone	12	ND		12	ND	5	ND	2.5	ND	2.5	ND	5	ND	
Dibromochloromethane	1	ND		1	ND	5	ND	2.1	ND	2.1	ND	5	ND	
Tetrachloroethene	1.6	ND		1.6	ND	5	ND	2	ND	2	ND	5	ND	
Chlorobenzene	1	ND		1	ND	5	ND	2.8	ND	2.8	ND	5	ND	
Ethyl Benzene	1.5	ND		1.5	ND	5	ND	2.5	ND	2.5	ND	5	ND	
m/p-Xylenes	1.5	ND		1.5	ND	5	ND	1.8	ND	1.8	ND	5	ND	
o-Xylene	1.7	ND		1.7	ND	5	ND	1.9	ND	1.9	ND	5	ND	
Styrene	1	ND		1	ND	5	ND	1.6	ND	1.6	ND	5	ND	
Bromoform	1	ND		1	ND	5	ND	3.9	ND	3.9	ND	5	ND	
1,1,2,2-Tetrachloroethane	2.2	ND		2.2	ND	5	ND	1.8	ND	1.8	ND	5	ND	

APPENDIX C

ANALYTICAL DATA RESULTS  
SOIL SAMPLES

Table C-1 Volatile Organic Compounds  
 NWIRP Bethpage Post Operational Sampling

Client Sample ID Lab Sample ID Sample Collection Date Sample Receipt Date Sample Matrix Units	POSB-1-1012 P2337-01			POSB-1-1062 P2337-06			POSB-1-2224 P2337-02			POSB-2-1012 P2337-03			POSB-2-2022 P2337-04			POSB-2-5254 P2337-05			POSB-3-1012 P2126-03		
	PQL	CONC	Q	PQL	CONC	Q	PQL	CONC	Q	PQL	CONC	Q	PQL	CONC	Q	PQL	CONC	Q	PQL	CONC	Q
Chloromethane	6	ND	6.7	ND	5.1	ND	5.6	ND	5.3	ND	660	ND	3.4	ND							
Vinyl Chloride	6	ND	6.7	ND	5.1	ND	5.6	ND	5.3	ND	660	ND	2.2	ND							
Bromomethane	6	ND	6.7	ND	5.1	ND	5.6	ND	5.3	ND	660	ND	2.4	ND							
Chloroethane	6	ND	6.7	ND	5.1	ND	5.6	ND	5.3	ND	660	ND	2.7	ND							
1,1-Dichloroethene	6	ND	6.7	ND	5.1	ND	5.6	ND	5.3	ND	660	ND	2	ND							
Acetone	6	ND	6.7	ND	5.1	ND	5.6	ND	5.3	ND	660	ND	7	ND							
Carbon Disulfide	6	ND	6.7	ND	5.1	ND	5.6	ND	5.3	ND	660	ND	1.2	ND							
Methylene Chloride	6	ND	6.7	ND	5.1	ND	5.6	ND	5.3	ND	660	ND	1.2	1.5	B						
trans-1,2-Dichloroethene	6	ND	6.7	ND	5.1	ND	5.6	ND	5.3	ND	660	ND	2.1	ND							
1,1-Dichloroethane	6	ND	6.7	ND	5.1	ND	5.6	ND	5.3	ND	660	ND	1.2	ND							
2-Butanone	6	ND	6.7	ND	5.1	ND	5.6	ND	5.3	ND	660	ND	6.8	ND							
cis-1,2-Dichloroethene	6	ND	6.7	ND	5.1	ND	5.6	4.9	J	5.3	1.2	J	660	ND	2.2	ND					
Chloroform	6	ND	6.7	ND	5.1	ND	5.6	ND	5.3	ND	660	ND	1.2	ND							
1,1,1-Trichloroethane	6	ND	6.7	ND	5.1	ND	5.6	ND	5.3	1.3	J	660	12000	1.8	ND						
Carbon Tetrachloride	6	ND	6.7	ND	5.1	ND	5.6	ND	5.3	ND	660	ND	1.2	ND							
Benzene	6	ND	6.7	ND	5.1	ND	5.6	ND	5.3	ND	660	ND	1.2	ND							
1,2-Dichloroethane	6	ND	6.7	ND	5.1	ND	5.6	ND	5.3	ND	660	ND	3	ND							
Trichloroethene	6	2.6	J	6.7	ND	5.1	ND	5.6	4.4	J	5.3	ND	660	ND	3.4	ND					
1,2-Dichloropropane	6	ND	6.7	ND	5.1	ND	5.6	ND	5.3	ND	660	ND	4.4	ND							
Bromodichloromethane	6	ND	6.7	ND	5.1	ND	5.6	ND	5.3	ND	660	ND	1.2	ND							
4-Methyl-2-Pentanone	6	ND	6.7	ND	5.1	ND	5.6	ND	5.3	ND	660	ND	3.7	ND							
Toluene	6	ND	6.7	ND	5.1	ND	5.6	ND	5.3	ND	660	1500	1.5	ND							
t-1,3-Dichloropropene	6	ND	6.7	ND	5.1	ND	5.6	ND	5.3	ND	660	ND	2	ND							
cis-1,3-Dichloropropene	6	ND	6.7	ND	5.1	ND	5.6	ND	5.3	ND	660	ND	1.2	ND							
1,1,2-Trichloroethane	6	ND	6.7	ND	5.1	ND	5.6	ND	5.3	ND	660	ND	1.3	ND							
2-Hexanone	6	ND	6.7	ND	5.1	ND	5.6	ND	5.3	ND	660	ND	15	ND							
Dibromochloromethane	6	ND	6.7	ND	5.1	ND	5.6	ND	5.3	ND	660	ND	1.2	ND							
Tetrachloroethene	6	3	J	6.7	ND	5.1	ND	5.6	1.5	J	5.3	13	660	220	J	2	ND				
Chlorobenzene	6	ND	6.7	ND	5.1	ND	5.6	ND	5.3	ND	660	ND	1.2	ND							
Ethyl Benzene	6	ND	6.7	ND	5.1	ND	5.6	ND	5.3	ND	660	270	J	1.8	ND						
m/p-Xylenes	6	ND	6.7	ND	5.1	ND	5.6	ND	5.3	ND	660	1600	1.9	ND							
o-Xylene	6	ND	6.7	ND	5.1	ND	5.6	ND	5.3	ND	660	1900	2	ND							
Styrene	6	ND	6.7	ND	5.1	ND	5.6	ND	5.3	ND	660	ND	1.2	ND							
Bromoform	6	ND	6.7	ND	5.1	ND	5.6	ND	5.3	ND	660	ND	1.2	ND							
1,1,2,2-Tetrachloroethane	6	ND	6.7	ND	5.1	ND	5.6	ND	5.3	ND	660	ND	2.7	ND							

PQL - Practical Quantitation Limit  
 ND - Non detect  
 J - Estimated concentration  
 B - Also within associated blank  
 D - Concentration from secondary dilution

Table C-1 Volatile Organic Compounds  
NWIRP Bethpage Post Operational Sampling

Client Sample ID Lab Sample ID Sample Collection Date Sample Receipt Date Sample Matrix Units	POSB-3-2224 P2126-04 04/09/2002 04/10/2002 SOIL ug/Kg			POSB-3-6062 P2126-07 04/09/2002 04/10/2002 SOIL ug/Kg			POSB-4-1012 P2071-07 04/04/2002 04/05/2002 SOIL ug/Kg			POSB-4-2224 P2071-08 04/04/2002 04/05/2002 SOIL ug/Kg			POSB-4-6062 P2083-01 04/05/2002 04/05/2002 SOIL ug/Kg			POSB-4-6062D P2083-02 04/05/2002 04/05/2002 SOIL ug/Kg			POSB-5-1012 P2275-13 04/18/2002 04/19/2002 SOIL ug/Kg		
	PQL	CONC	Q	PQL	CONC	Q	PQL	CONC	Q	PQL	CONC	Q	PQL	CONC	Q	PQL	CONC	Q	PQL	CONC	Q
Chloromethane	3.4	ND		3.5	ND		20	ND		3	ND		3.3	ND		3.2	ND		5.2	ND	
Vinyl Chloride	2.2	ND		2.3	ND		1.8	18		1.9	ND		2.1	ND		2.1	ND		5.2	ND	
Bromomethane	2.3	ND		2.4	ND		14	ND		2	ND		2.2	ND		2.2	ND		5.2	ND	
Chloroethane	2.7	ND		2.8	ND		16	ND		2.4	ND		2.6	ND		2.5	ND		5.2	ND	
1,1-Dichloroethene	1.9	ND		2	ND		12	ND		1.7	ND		1.9	ND		1.8	ND		5.2	ND	
Acetone	6.9	ND		7.1	ND		5.8	130		6.1	ND		6.6	ND		6.4	ND		5.2	ND	
Carbon Disulfide	1.2	ND		1.2	ND		1	110		1.1	ND		1.1	ND		1.1	ND		5.2	ND	
Methylene Chloride	1.2	3.1	B	1.2	3.5		8.3	ND		1.2	ND		1.3	ND		1.3	ND		5.2	ND	
trans-1,2-Dichloroethene	2.1	ND		2.1	ND		12	ND		1.8	ND		2	ND		1.9	ND		5.2	ND	
1,1-Dichloroethane	1.2	ND		1.2	ND		7.2	ND		1.1	ND		1.1	ND		1.1	ND		5.2	ND	
2-Butanone	6.8	ND		7	ND		41	ND		5.9	ND		6.5	ND		6.3	ND		5.2	ND	
cis-1,2-Dichloroethene	2.2	ND		2.3	ND		1.8	23		1.9	ND		2.1	ND		2	ND		5.2	ND	
Chloroform	1.2	ND		1.2	ND		7.2	ND		1.1	ND		1.1	ND		1.1	ND		5.2	ND	
1,1,1-Trichloroethane	1.8	ND		1.8	ND		11	ND		1.5	ND		1.7	ND		1.6	ND		5.2	ND	
Carbon Tetrachloride	1.2	ND		1.3	ND		7.4	ND		1.1	ND		1.2	ND		1.1	ND		5.2	ND	
Benzene	1.2	ND		1.2	ND		7.2	ND		1.1	ND		1.1	ND		1.1	ND		5.2	ND	
1,2-Dichloroethane	2.9	ND		3	ND		18	ND		2.6	ND		2.8	ND		2.7	ND		5.2	ND	
Trichloroethene	3.3	ND		3.4	ND		2.8	51		2.8	2.2	J	3.2	ND		3.1	ND		5.2	ND	
1,2-Dichloropropane	4.3	ND		4.5	ND		26	ND		3.8	ND		4.2	ND		4	ND		5.2	ND	
Bromodichloromethane	1.2	ND		1.2	ND		7.2	ND		1.1	ND		1.1	ND		1.1	ND		5.2	ND	
4-Methyl-2-Pentanone	3.7	ND		3.8	ND		22	ND		3.2	ND		3.5	ND		3.4	ND		5.2	ND	
Toluene	1.5	ND		1.5	ND		1.2	34		1.3	ND		1.4	ND		1.4	ND		5.2	ND	
t-1,3-Dichloropropene	2	ND		2.1	ND		12	ND		1.7	ND		1.9	ND		1.9	ND		5.2	ND	
cis-1,3-Dichloropropene	1.2	ND		1.2	ND		7.2	ND		1.1	ND		1.1	ND		1.1	ND		5.2	ND	
1,1,2-Trichloroethane	1.3	ND		1.3	ND		7.7	ND		1.1	ND		1.2	ND		1.2	ND		5.2	ND	
2-Hexanone	15	ND		15	ND		88	ND		13	ND		14	ND		14	ND		5.2	ND	
Dibromochloromethane	1.2	ND		1.2	ND		7.2	ND		1.1	ND		1.1	ND		1.1	ND		5.2	ND	
Tetrachloroethene	2	ND		2	ND		1.6	1400		1.7	ND		1.9	ND		1.8	ND		5.2	ND	
Chlorobenzene	1.2	ND		1.2	ND		1	12		1.1	ND		1.1	ND		1.1	ND		5.2	ND	
Ethyl Benzene	1.8	ND		1.8	ND		11	ND		1.5	ND		1.7	ND		1.6	ND		5.2	ND	
m/p-Xylenes	1.9	ND		1.9	ND		11	ND		1.5	1.1	J	1.8	ND		1.7	ND		5.2	ND	
o-Xylene	2	ND		2	ND		12	ND		1.7	ND		1.9	ND		1.8	ND		5.2	ND	
Styrene	1.2	ND		1.2	ND		7.2	ND		1.1	ND		1.1	ND		1.1	ND		5.2	ND	
Bromoform	1.2	ND		1.2	ND		7.2	ND		1.1	ND		1.1	ND		1.1	ND		5.2	ND	
1,1,2,2-Tetrachloroethane	2.7	ND		2.8	ND		16	ND		2.3	ND		2.6	ND		2.5	ND		5.2	ND	

PQL - Practical Quantitation Limit

ND - Non detect

J - Estimated concentration

B - Also within associated blank

D - Concentration from secondary dilution

Table C-1 Volatile Organic Compounds  
 NWIRP Bethpage Post Operational Sampling

Client Sample ID Lab Sample ID Sample Collection Date Sample Receipt Date Sample Matrix Units	POSB-5-2224 P2275-14			POSB-5-5254 P2275-15			POSB-6-1012 P2083-09			POSB-6-2224 P2112-02			POSB-6-6062 P2112-04			POSB-7-1012 P2220-10RE			POSB-7-2224 P2220-11		
	PQL	CONC	Q	PQL	CONC	Q	PQL	CONC	Q	PQL	CONC	Q	PQL	CONC	Q	PQL	CONC	Q	PQL	CONC	Q
Chloromethane	5.1	ND		5.6	ND		3.2	ND	5.2	ND	5.8	ND	1.8	ND		1.8	ND		1.8	ND	
Vinyl Chloride	5.1	ND		5.6	ND		2.1	ND	5.2	ND	5.8	ND	1	ND		1	ND		1.1	ND	
Bromomethane	5.1	ND		5.6	ND		2.2	ND	5.2	ND	5.8	ND	1	ND		1	ND		1.1	ND	
Chloroethane	5.1	ND		5.6	ND		2.6	ND	5.2	ND	5.8	ND	1.4	ND		1.4	ND		1.4	ND	
1,1-Dichloroethene	5.1	ND		5.6	ND		1.8	ND	5.2	ND	5.8	ND	1.1	ND		1.1	ND		1.2	ND	
Acetone	5.1	ND		5.6	ND		6.6	ND	5.2	ND	5.8	ND	3.6	ND		3.6	ND		3.7	ND	
Carbon Disulfide	5.1	ND		5.6	ND		1.1	ND	5.2	ND	5.8	ND	1.4	ND		1.4	ND		1.4	ND	4.3
Methylene Chloride	5.1	ND		5.6	ND		1.3	ND	5.2	ND	5.8	ND	1.1	ND		1.1	ND		1.2	ND	
trans-1,2-Dichloroethene	5.1	ND		5.6	ND		2	ND	5.2	ND	5.8	ND	1.4	ND		1.4	ND		1.4	ND	
1,1-Dichloroethane	5.1	ND		5.6	ND		1.1	ND	5.2	ND	5.8	ND	0.94	ND		0.94	ND		0.96	ND	
2-Butanone	5.1	ND		5.6	ND		6.4	ND	5.2	ND	5.8	ND	0.94	ND		0.94	ND		0.96	ND	
cis-1,2-Dichloroethene	5.1	ND		5.6	ND		2.1	ND	5.2	ND	5.8	ND	1	ND		1	ND		1.1	ND	
Chloroform	5.1	ND		5.6	ND		1.1	ND	5.2	ND	5.8	ND	1.1	ND		1.1	ND		1.2	ND	
1,1,1-Trichloroethane	5.1	ND		5.6	ND		1.7	ND	5.2	ND	5.8	ND	5.6	ND		5.6	ND		5.7	ND	
Carbon Tetrachloride	5.1	ND		5.6	ND		1.2	ND	5.2	ND	5.8	ND	1	ND		1	ND		1.1	ND	
Benzene	5.1	ND		5.6	ND		1.1	ND	5.2	ND	5.8	ND	2.2	ND		2.2	ND		2.2	ND	
1,2-Dichloroethane	5.1	ND		5.6	ND		2.8	ND	5.2	ND	5.8	ND	0.83	ND		0.83	ND		0.85	ND	
Trichloroethene	5.1	ND		5.6	ND		3.2	ND	5.2	ND	5.8	ND	0.83	ND		0.83	ND		0.85	ND	
1,2-Dichloropropane	5.1	ND		5.6	ND		4.1	ND	5.2	ND	5.8	ND	0.94	ND		0.94	ND		0.96	ND	
Bromodichloromethane	5.1	ND		5.6	ND		1.1	ND	5.2	ND	5.8	ND	1	8.3	J	1	8.3	J	1.1	2.6	J
4-Methyl-2-Pentanone	5.1	ND		5.6	ND		3.4	ND	5.2	ND	5.8	ND	0.94	ND		0.94	ND		0.96	ND	
Toluene	5.1	ND		5.6	ND		1.4	ND	5.2	ND	5.8	ND	1.1	ND		1.1	ND		1.2	ND	
t-1,3-Dichloropropene	5.1	ND		5.6	ND		1.9	ND	5.2	ND	5.8	ND	1	ND		1	ND		1.1	ND	
cis-1,3-Dichloropropene	5.1	ND		5.6	ND		1.1	ND	5.2	ND	5.8	ND	1	ND		1	ND		1.1	ND	
1,1,2-Trichloroethane	5.1	ND		5.6	ND		1.2	ND	5.2	ND	5.8	ND	1.1	ND		1.1	ND		1.2	ND	
2-Hexanone	5.1	ND		5.6	ND		14	ND	5.2	ND	5.8	ND	4.2	ND		4.2	ND		4.3	ND	
Dibromochloromethane	5.1	ND		5.6	ND		1.1	ND	5.2	ND	5.8	ND	6.2	ND		6.2	ND		6.4	ND	
Tetrachloroethene	5.1	ND		5.6	ND		1.8	ND	5.2	ND	5.8	ND	1.2	3.3	J	1.2	3.3	J	1.2	ND	
Chlorobenzene	5.1	ND		5.6	ND		1.1	ND	5.2	ND	5.8	ND	1	ND		1	ND		1.1	ND	
Ethyl Benzene	5.1	ND		5.6	ND		1.7	ND	5.2	ND	5.8	ND	1.1	ND		1.1	ND		1.2	ND	
m/p-Xylenes	5.1	ND		5.6	ND		1.7	ND	5.2	ND	5.8	ND	1.1	ND		1.1	ND		1.2	ND	
o-Xylene	5.1	ND		5.6	ND		1.9	ND	5.2	ND	5.8	ND	1	ND		1	ND		1.1	ND	
Styrene	5.1	ND		5.6	ND		1.1	ND	5.2	ND	5.8	ND	1.5	ND		1.5	ND		1.5	ND	
Bromoform	5.1	ND		5.6	ND		1.1	ND	5.2	ND	5.8	ND	2.9	ND		2.9	ND		3	ND	
1,1,2,2-Tetrachloroethane	5.1	ND		5.6	ND		2.5	ND	5.2	ND	5.8	ND	1.1	ND		1.1	ND		1.2	ND	

PQL - Practical Quantitation Limit  
 ND - Non detect  
 J - Estimated concentration  
 B - Also within associated blank  
 D - Concentration from secondary dilution

Table C-1 Volatile Organic Compounds  
NWIRP Bethpage Post Operational Sampling

Client Sample ID Lab Sample ID Sample Collection Date Sample Receipt Date Sample Matrix Units	POSB-7-5860 P2243-01			POSB-8-1012 P2033-04			POSB-8-2224 P2033-05			POSB-8-6062 P2053-01			POSB-9-1012 P2157-11RE			POSB-9-2022 P2157-12			POSB-10-1012 P2083-08			
	PQL	CONC	Q	PQL	CONC	Q	PQL	CONC	Q	PQL	CONC	Q	PQL	CONC	Q	PQL	CONC	Q	PQL	CONC	Q	
Chloromethane	1.8	ND	2.9	ND	ND	ND	3.4	ND	3	ND	2.9	ND	2.9	ND	3.7	ND	ND	3.7	ND	ND	ND	
Vinyl Chloride	1.1	ND	1.9	ND	ND	ND	2.2	ND	1.9	ND	1.9	ND	1.9	ND	2.4	ND	2.4	ND	2.4	ND	2.4	ND
Bromomethane	1.1	ND	2	ND	ND	ND	2.4	ND	2.1	ND	2	ND	2	ND	2.5	ND	2.5	ND	2.5	ND	2.5	ND
Chloroethane	1.4	ND	2.3	ND	ND	ND	2.7	ND	2.4	ND	2.4	ND	2.3	ND	2.9	ND	2.9	ND	2.9	ND	2.9	ND
1,1-Dichloroethene	1.2	ND	1.7	ND	ND	ND	2	ND	1.7	ND	1.7	ND	1.7	ND	2.1	ND	2.1	ND	2.1	ND	2.1	ND
Acetone	3.7	ND	6	ND	ND	ND	7	ND	6.1	ND	5.9	ND	5.9	ND	7.5	ND	7.5	ND	7.5	ND	7.5	ND
Carbon Disulfide	1.4	ND	1	ND	ND	ND	1.2	ND	1.1	ND	1	ND	1	ND	1.3	ND	1.3	ND	1.3	ND	1.3	ND
Methylene Chloride	1.2	ND	1.2	ND	ND	ND	1.4	ND	1.1	ND	1.1	6	B	1.1	2.5	B	1.5	ND	1.5	ND	1.5	ND
trans-1,2-Dichloroethene	1.4	ND	1.8	ND	ND	ND	2.1	ND	1.8	ND	1.8	ND	1.8	ND	2.2	ND	2.2	ND	2.2	ND	2.2	ND
1,1-Dichloroethane	0.95	ND	1	ND	ND	ND	1.2	ND	1.1	ND	1	ND	1	ND	1.3	ND	1.3	ND	1.3	ND	1.3	ND
2-Butanone	0.95	ND	5.9	ND	ND	ND	6.9	ND	6	ND	5.8	ND	5.8	ND	7.3	ND	7.3	ND	7.3	ND	7.3	ND
cis-1,2-Dichloroethene	1.1	ND	1.9	ND	ND	ND	2.2	ND	1.9	ND	1.9	ND	1.9	ND	1.8	ND	1.8	ND	1.8	ND	1.8	8.8
Chloroform	1.2	ND	1	ND	ND	ND	1.2	ND	1.1	ND	1	ND	1	ND	1.3	ND	1.3	ND	1.3	ND	1.3	ND
1,1,1-Trichloroethane	5.7	ND	1.5	ND	ND	ND	1.8	ND	1.5	ND	1.5	ND	1.5	ND	1.9	ND	1.9	ND	1.9	ND	1.9	ND
Carbon Tetrachloride	1.1	ND	1.1	ND	ND	ND	1.2	ND	1.1	ND	1.1	ND	1.1	ND	1.3	ND	1.3	ND	1.3	ND	1.3	ND
Benzene	2.2	ND	1	ND	ND	ND	1.2	ND	1.1	ND	1	ND	1	ND	1.3	ND	1.3	ND	1.3	ND	1.3	ND
1,2-Dichloroethane	0.84	ND	2.5	ND	ND	ND	3	ND	2.6	ND	2.5	ND	2.5	ND	3.2	ND	3.2	ND	3.2	ND	3.2	ND
Trichloroethene	0.84	ND	2.9	ND	1	J	3.4	ND	2.9	2.5	J	2.9	ND	2.8	19	2.8	19	2.8	19	2.8	19	19
1,2-Dichloropropane	0.95	ND	3.8	ND	ND	ND	4.4	ND	3.8	ND	3.7	ND	3.7	ND	4.7	ND	4.7	ND	4.7	ND	4.7	ND
Bromodichloromethane	1.1	ND	1	ND	ND	ND	1.2	ND	1.1	ND	1	ND	1	ND	1.3	ND	1.3	ND	1.3	ND	1.3	ND
4-Methyl-2-Pentanone	0.95	ND	3.2	ND	ND	ND	3.7	ND	3.2	ND	3.1	ND	3.1	ND	3.9	ND	3.9	ND	3.9	ND	3.9	ND
Toluene	1.2	ND	1.3	ND	ND	ND	1.5	ND	1.3	ND	1.3	ND	1.3	ND	1.6	ND	1.6	ND	1.6	ND	1.6	ND
t-1,3-Dichloropropene	1.1	ND	1.7	ND	ND	ND	2	ND	1.8	ND	1.7	ND	1.7	ND	2.1	ND	2.1	ND	2.1	ND	2.1	ND
cis-1,3-Dichloropropene	1.1	ND	1	ND	ND	ND	1.2	ND	1.1	ND	1	ND	1	ND	1.3	ND	1.3	ND	1.3	ND	1.3	ND
1,1,2-Trichloroethane	1.2	ND	1.1	ND	ND	ND	1.3	ND	1.1	ND	1.1	ND	1.1	ND	1.4	ND	1.4	ND	1.4	ND	1.4	ND
2-Hexanone	4.2	ND	13	ND	ND	ND	15	ND	13	ND	13	ND	13	ND	16	ND	16	ND	16	ND	16	ND
Dibromochloromethane	6.3	ND	1	ND	ND	ND	1.2	ND	1.1	ND	1	ND	1	ND	1.3	ND	1.3	ND	1.3	ND	1.3	ND
Tetrachloroethene	1.3	ND	1.7	ND	ND	ND	2	ND	1.7	ND	1.7	ND	1.7	ND	1.6	ND	1.6	ND	1.6	ND	1.6	230
Chlorobenzene	1.1	ND	1	ND	ND	ND	1.2	ND	1.1	ND	1	ND	1	ND	1.3	ND	1.3	ND	1.3	ND	1.3	ND
Ethyl Benzene	1.2	ND	1.5	ND	ND	ND	1.8	ND	1.6	ND	1.5	ND	1.5	ND	1.9	ND	1.9	ND	1.9	ND	1.9	ND
m/p-Xylenes	1.2	ND	1.6	ND	ND	ND	1.9	ND	1.6	ND	1.6	ND	1.6	ND	2	ND	2	ND	2	ND	2	ND
o-Xylene	1.1	ND	1.7	ND	ND	ND	2	ND	1.7	ND	1.7	ND	1.7	ND	2.1	ND	2.1	ND	2.1	ND	2.1	ND
Styrene	1.5	ND	1	ND	ND	ND	1.2	ND	1.1	ND	1	ND	1	ND	1.3	ND	1.3	ND	1.3	ND	1.3	ND
Bromoform	2.9	ND	1	ND	ND	ND	1.2	ND	1.1	ND	1	ND	1	ND	1.3	ND	1.3	ND	1.3	ND	1.3	ND
1,1,2,2-Tetrachloroethane	1.2	ND	2.3	ND	ND	ND	2.7	ND	2.4	ND	2.3	ND	2.3	ND	2.9	ND	2.9	ND	2.9	ND	2.9	ND

PQL - Practical Quantitation Limit  
 ND - Non detect  
 J - Estimated concentration  
 B - Also within associated blank  
 D - Concentration from secondary dilution



Table C-1 Volatile Organic Compounds  
 NWIRP Bethpage Post Operational Sampling

Client Sample ID Lab Sample ID Sample Collection Date Sample Receipt Date Sample Matrix Units	POSB-10-2224 P2112-01			POSB-10-4042 P2112-03			POSB-11-1012 P2112-05			POSB-11-2224 P2112-06			POSB-11-4850 P2126-01			POSB-12-1012 P2220-01			POSB-12-1012D P2220-02		
	PQL	CONC	Q	PQL	CONC	Q	PQL	CONC	Q	PQL	CONC	Q	PQL	CONC	Q	PQL	CONC	Q	PQL	CONC	Q
Chloromethane	5.6	ND		5.4	ND		5.2	ND		5.3	ND		3.3	ND		1.9	ND		1.9	ND	
Vinyl Chloride	5.6	ND		5.4	ND		5.2	ND		5.3	ND		2.2	ND		1.1	ND		1.1	ND	
Bromomethane	5.6	ND		5.4	ND		5.2	ND		5.3	ND		2.3	ND		1.1	ND		1.1	ND	
Chloroethane	5.6	ND		5.4	ND		5.2	ND		5.3	ND		2.7	ND		1.4	ND		1.4	ND	
1,1-Dichloroethene	5.6	1.5	J	5.4	ND		5.2	ND		5.3	ND		1.9	ND		1.2	ND		1.2	ND	
Acetone	5.6	23		5.4	ND		5.2	ND		5.3	ND		6.8	ND		3.8	ND		3.8	ND	
Carbon Disulfide	5.6	ND		5.4	ND		5.2	ND		5.3	ND		1.2	ND		1.4	5.1	JB	1.4	5.1	JB
Methylene Chloride	5.6	3.6	JB	5.4	3.8	JB	5.2	ND		5.3	ND		1.4	ND		1.2	ND		1.2	ND	
trans-1,2-Dichloroethene	5.6	ND		5.4	ND		5.2	ND		5.3	ND		2	ND		1.4	ND		1.4	ND	
1,1-Dichloroethane	5.6	78		5.4	ND		5.2	ND		5.3	ND		1.2	ND		0.99	ND		0.99	ND	
2-Butanone	5.6	1.8	J	5.4	ND		5.2	ND		5.3	ND		6.6	ND		0.99	ND		0.99	ND	
cis-1,2-Dichloroethene	5.6	590	JD	5.4	3.7	J	5.2	ND		5.3	ND		2.1	ND		1.1	ND		1.1	ND	
Chloroform	5.6	ND		5.4	ND		5.2	ND		5.3	ND		1.2	ND		1.2	ND		1.2	ND	
1,1,1-Trichloroethane	5.6	710	D	5.4	230	JD	5.2	ND		5.3	ND		1.7	ND		5.9	ND		5.9	ND	
Carbon Tetrachloride	5.6	22		5.4	ND		5.2	ND		5.3	ND		1.2	ND		1.1	ND		1.1	ND	
Benzene	5.6	ND		5.4	ND		5.2	ND		5.3	ND		1.2	ND		2.3	ND		2.3	ND	
1,2-Dichloroethane	5.6	ND		5.4	ND		5.2	ND		5.3	ND		2.9	ND		0.88	ND		0.88	ND	
Trichloroethene	5.6	820	D	5.4	180	JD	5.2	ND		5.3	ND		3.3	ND		0.88	ND		0.88	ND	
1,2-Dichloropropane	5.6	1.2	J	5.4	ND		5.2	ND		5.3	ND		4.2	ND		0.99	ND		0.99	ND	
Bromodichloromethane	5.6	ND		5.4	ND		5.2	ND		5.3	ND		1.2	ND		1.1	ND		1.1	ND	
4-Methyl-2-Pentanone	5.6	1	J	5.4	ND		5.2	ND		5.3	ND		3.6	ND		0.99	ND		0.99	ND	
Toluene	5.6	13		5.4	410	JD	5.2	ND		5.3	ND		1.5	ND		1.2	ND		1.2	ND	
t-1,3-Dichloropropene	5.6	ND		5.4	ND		5.2	ND		5.3	ND		2	ND		1.1	ND		1.1	ND	
cis-1,3-Dichloropropene	5.6	ND		5.4	ND		5.2	ND		5.3	ND		1.2	ND		1.1	ND		1.1	ND	
1,1,2-Trichloroethane	5.6	0.6	J	5.4	ND		5.2	ND		5.3	ND		1.3	ND		1.2	ND		1.2	ND	
2-Hexanone	5.6	0.6	J	5.4	ND		5.2	ND		5.3	ND		14	ND		4.4	ND		4.4	ND	
Dibromochloromethane	5.6	ND		5.4	ND		5.2	ND		5.3	ND		1.2	ND		6.6	ND		6.6	ND	
Tetrachloroethene	5.6	17000	D	5.4	34000	D	5.2	2.9	J	5.3	ND		1.9	ND		1.3	ND		1.3	ND	
Chlorobenzene	5.6	ND		5.4	ND		5.2	ND		5.3	ND		1.2	ND		1.1	ND		1.1	ND	
Ethyl Benzene	5.6	6.7		5.4	32		5.2	ND		5.3	ND		1.7	ND		1.2	ND		1.2	ND	
m/p-Xylenes	5.6	4.2	J	5.4	65		5.2	ND		5.3	ND		1.8	ND		1.2	ND		1.2	ND	
o-Xylene	5.6	7.2		5.4	42		5.2	ND		5.3	ND		1.9	ND		1.1	ND		1.1	ND	
Styrene	5.6	ND		5.4	ND		5.2	ND		5.3	ND		1.2	ND		1.5	ND		1.5	ND	
Bromoform	5.6	ND		5.4	ND		5.2	ND		5.3	ND		1.2	ND		3.1	ND		3.1	ND	
1,1,2,2-Tetrachloroethane	5.6	ND		5.4	ND		5.2	ND		5.3	ND		2.6	ND		1.2	ND		1.2	ND	

PQL - Practical Quantitation Limit  
 ND - Non detect  
 J - Estimated concentration  
 B - Also within associated blank  
 D - Concentration from secondary dilution

Table C-1 Volatile Organic Compounds  
 NWIRP Bethpage Post Operational Sampling

Client Sample ID Lab Sample ID Sample Collection Date Sample Receipt Date Sample Matrix Units	POSB-12-2224 P2220-03			POSB-12-6062 P2220-09			POSB-13-1012 P2126-10			POSB-13-2224 P2126-13			POSB-13-2224D P2126-14			POSB-13-6062 P2143-03			POSB-15-1012 P2220-06			
	PQL	CONC	Q	PQL	CONC	Q	PQL	CONC	Q	PQL	CONC	Q	PQL	CONC	Q	PQL	CONC	Q	PQL	CONC	Q	
Chloromethane	1.8	ND	2	ND	3.1	ND	3	ND	3	ND	3.5	ND	1.9	ND	1.1	ND	1.1	ND	1.1	ND	1.1	ND
Vinyl Chloride	1	ND	1.1	ND	2	ND	1.9	ND	1.9	ND	2.2	ND	1.1	ND	1.1	ND	1.1	ND	1.1	ND	1.1	ND
Bromomethane	1	ND	1.1	ND	2.1	ND	2.1	ND	2.1	ND	2.4	ND	1.1	ND	1.1	ND	1.1	ND	1.1	ND	1.1	ND
Chloroethane	1.3	ND	1.5	ND	2.5	ND	2.4	ND	2.4	ND	2.8	ND	1.5	ND	1.5	ND	1.5	ND	1.5	ND	1.5	ND
1,1-Dichloroethene	1.1	ND	1.3	ND	1.8	ND	1.7	ND	1.7	ND	2	ND	1.2	ND	1.2	ND	1.2	ND	1.2	ND	1.2	ND
Acetone	3.6	ND	4	ND	6.4	ND	6.1	ND	6.1	ND	7.1	ND	4	ND	4	ND	4	ND	4	ND	4	ND
Carbon Disulfide	1.3	3.7	JB	1.5	3.3	JB	1.1	ND	1.1	ND	1.1	ND	1.5	8.5	1.5	8.5	1.5	8.5	1.5	8.5	1.5	8.5
Methylene Chloride	1.1	ND	1.3	ND	1.1	2.3	1.1	2.7	1.1	3.4	1.4	ND	1.2	ND	1.2	ND	1.2	ND	1.2	ND	1.2	ND
trans-1,2-Dichloroethene	1.3	ND	1.5	ND	1.9	ND	1.8	ND	1.8	ND	2.1	ND	1.5	ND	1.5	ND	1.5	ND	1.5	ND	1.5	ND
1,1-Dichloroethane	0.93	ND	1	ND	1.1	ND	1.1	ND	1.1	ND	1.2	ND	1	ND	1	ND	1	ND	1	ND	1	ND
2-Butanone	0.93	ND	1	ND	6.2	ND	6	ND	6	ND	6.9	ND	1	ND	1	ND	1	ND	1	ND	1	ND
cis-1,2-Dichloroethene	1	ND	1.1	ND	2	ND	1.9	ND	1.9	ND	2.2	ND	1.1	ND	1.1	ND	1.1	ND	1.1	ND	1.1	ND
Chloroform	1.1	ND	1.3	ND	1.1	ND	1.1	ND	1.1	ND	1.2	ND	1.2	ND	1.2	ND	1.2	ND	1.2	ND	1.2	ND
1,1,1-Trichloroethane	5.6	ND	6.2	ND	1.6	ND	1.5	ND	1.5	ND	1.8	ND	6.1	ND	6.1	ND	6.1	ND	6.1	ND	6.1	ND
Carbon Tetrachloride	1	ND	1.1	ND	1.1	ND	1.1	ND	1.1	ND	1.3	ND	1.1	ND	1.1	ND	1.1	ND	1.1	ND	1.1	ND
Benzene	2.2	ND	2.4	ND	1.1	ND	1.1	ND	1.1	ND	1.2	ND	2.4	ND	2.4	ND	2.4	ND	2.4	ND	2.4	ND
1,2-Dichloroethane	0.82	ND	0.92	ND	2.7	ND	2.6	ND	2.6	ND	3	ND	0.91	ND	0.91	ND	0.91	ND	0.91	ND	0.91	ND
Trichloroethene	0.82	ND	0.92	ND	3.1	ND	2.9	ND	2.9	ND	3.4	ND	0.91	ND	0.91	ND	0.91	ND	0.91	ND	0.91	ND
1,2-Dichloropropane	0.93	ND	1	ND	4	ND	3.8	ND	3.8	ND	4.4	ND	1	ND	1	ND	1	ND	1	ND	1	ND
Bromodichloromethane	1	ND	1.1	ND	1.1	ND	1.1	ND	1.1	ND	1.2	ND	1.1	7.5	1.1	7.5	1.1	7.5	1.1	7.5	1.1	7.5
4-Methyl-2-Pentanone	0.93	ND	1	ND	3.3	ND	3.2	ND	3.2	ND	3.7	ND	1	ND	1	ND	1	ND	1	ND	1	ND
Toluene	1.1	ND	1.3	ND	1.4	ND	1.3	ND	1.3	ND	1.5	ND	1.2	ND	1.2	ND	1.2	ND	1.2	ND	1.2	ND
t-1,3-Dichloropropene	1	ND	1.1	ND	1.8	ND	1.8	ND	1.8	ND	2	ND	1.1	ND	1.1	ND	1.1	ND	1.1	ND	1.1	ND
cis-1,3-Dichloropropene	1	ND	1.1	ND	1.1	ND	1.1	ND	1.1	ND	1.2	ND	1.1	ND	1.1	ND	1.1	ND	1.1	ND	1.1	ND
1,1,2-Trichloroethane	1.1	ND	1.3	ND	1.2	ND	1.1	ND	1.1	ND	1.3	ND	1.2	ND	1.2	ND	1.2	ND	1.2	ND	1.2	ND
2-Hexanone	4.1	ND	4.6	ND	13	ND	13	ND	13	ND	15	ND	4.5	ND	4.5	ND	4.5	ND	4.5	ND	4.5	ND
Dibromochloromethane	6.2	ND	6.9	ND	1.1	ND	1.1	ND	1.1	ND	1.2	ND	6.8	ND	6.8	ND	6.8	ND	6.8	ND	6.8	ND
Tetrachloroethene	1.2	ND	1.4	ND	1.8	ND	1.7	ND	1.7	ND	2	ND	1.4	3.7	1.4	3.7	1.4	3.7	1.4	3.7	1.4	3.7
Chlorobenzene	1	ND	1.1	ND	1.1	ND	1.1	ND	1.1	ND	1.2	ND	1.1	ND	1.1	ND	1.1	ND	1.1	ND	1.1	ND
Ethyl Benzene	1.1	ND	1.3	ND	1.6	ND	1.6	ND	1.6	ND	1.8	ND	1.2	17	1.2	17	1.2	17	1.2	17	1.2	17
m/p-Xylenes	1.1	ND	1.3	ND	1.7	ND	1.6	ND	1.6	ND	1.9	ND	1.2	ND	1.2	ND	1.2	ND	1.2	ND	1.2	ND
o-Xylene	1	ND	1.1	ND	1.8	ND	1.8	ND	1.7	ND	2	ND	1.1	ND	1.1	ND	1.1	ND	1.1	ND	1.1	ND
Styrene	1.4	ND	1.6	ND	1.1	ND	1.1	ND	1.1	ND	1.2	ND	1.6	ND	1.6	ND	1.6	ND	1.6	ND	1.6	ND
Bromoform	2.9	ND	3.2	ND	1.1	ND	1.1	ND	1.1	ND	1.2	ND	3.2	3.3	3.2	3.3	3.2	3.3	3.2	3.3	3.2	3.3
1,1,2,2-Tetrachloroethane	1.1	ND	1.3	ND	2.5	ND	2.4	ND	2.4	ND	2.7	ND	1.2	2.7	1.2	2.7	1.2	2.7	1.2	2.7	1.2	2.7

PQL - Practical Quantitation Limit  
 ND - Non detect  
 J - Estimated concentration  
 B - Also within associated blank  
 D - Concentration from secondary dilution

Table C-1 Volatile Organic Compounds  
 NWIRP Bethpage Post Operational Sampling

Client Sample ID Lab Sample ID Sample Collection Date Sample Receipt Date Sample Matrix Units	POSB-15-2022 P2220-07			POSB-15-6264 P2220-08			POSB-16-1012 P2352-01			POSB-16-2224 P2352-02			POSB-16-6062 P2352-05			POSB-17-1517 P2053-02			POSB-17-2729 P2053-03		
	PQL	CONC	Q	PQL	CONC	Q	PQL	CONC	Q	PQL	CONC	Q	PQL	CONC	Q	PQL	CONC	Q	PQL	CONC	Q
Chloromethane	1.8	ND		1.8	ND		1.9	ND		1.8	ND		1.9	ND	3	ND		2.9	ND		
Vinyl Chloride	1.1	ND		1.1	ND		1.1	ND		1	ND		1.1	ND	2	ND		1.9	ND		
Bromomethane	1.1	ND		1.1	ND		1.1	ND		1	ND		1.1	ND	2.1	ND		2	ND		
Chloroethane	1.4	ND		1.4	ND		1.4	ND		1.4	ND		1.5	ND	2.4	ND		2.3	ND		
1,1-Dichloroethene	1.2	ND		1.2	ND		1.2	ND		1.1	ND		1.2	ND	1.7	ND		1.7	ND		
Acetone	3.7	ND		3.7	ND		3.9	ND		3.6	ND		3.9	ND	6.2	ND		6	ND		
Carbon Disulfide	1.4	6.6	JB	1.4	4.8	JB	1.4	ND		1.4	ND		1.5	ND	1.1	ND		1	ND		
Methylene Chloride	1.2	ND		1.2	ND		1.2	ND		1.1	ND		1.2	ND	1.2	ND		1.2	ND		
trans-1,2-Dichloroethene	1.4	2.8	J	1.4	ND		1.4	ND		1.4	ND		1.5	ND	1.8	ND		1.8	ND		
1,1-Dichloroethane	0.95	4.4	J	0.95	ND		1	ND		0.94	ND		1	ND	1.1	ND		1	ND		
2-Butanone	0.95	4.3	J	0.95	ND		1	ND		0.94	ND		1	ND	6	ND		5.9	ND		
cis-1,2-Dichloroethene	1.1	ND		1.1	ND		1.1	ND		1	ND		1.1	ND	1.9	ND		1.9	ND		
Chloroform	1.2	ND		1.2	ND		1.2	ND		1.1	ND		1.2	ND	1.1	ND		1	ND		
1,1,1-Trichloroethane	5.7	ND		5.7	ND		6	ND		5.6	ND		6.1	ND	1.6	ND		1.5	ND		
Carbon Tetrachloride	1.1	ND		1.1	ND		1.1	ND		1	ND		1.1	ND	1.1	ND		1.1	ND		
Benzene	2.2	ND		2.2	ND		2.3	ND		2.2	ND		2.4	ND	1.1	ND		1	ND		
1,2-Dichloroethane	0.84	ND		0.84	ND		0.89	ND		0.83	ND		0.9	ND	2.6	ND		2.5	ND		
Trichloroethene	0.84	ND		0.84	ND		0.89	ND		0.83	ND		0.9	ND	3	ND		2.9	ND		
1,2-Dichloropropane	0.95	ND		0.95	ND		1	ND		0.94	ND		1	ND	3.8	ND		3.8	ND		
Bromodichloromethane	1.1	29		1.1	ND		1.1	ND		1	ND		1.1	ND	1.1	ND		1	ND		
4-Methyl-2-Pentanone	0.95	ND		0.95	ND		1	ND		0.94	ND		1	ND	3.2	ND		3.2	ND		
Toluene	1.2	ND		1.2	ND		1.2	ND		1.1	ND		1.2	ND	1.3	ND		1.3	ND		
t-1,3-Dichloropropene	1.1	ND		1.1	ND		1.1	ND		1	ND		1.1	ND	1.8	ND		1.7	ND		
cis-1,3-Dichloropropene	1.1	ND		1.1	ND		1.1	ND		1	ND		1.1	ND	1.1	ND		1	ND		
1,1,2-Trichloroethane	1.2	ND		1.2	ND		1.2	ND		1.1	ND		1.2	ND	1.1	ND		1.1	ND		
2-Hexanone	4.2	ND		4.2	ND		4.4	ND		4.2	ND		4.5	ND	13	ND		13	ND		
Dibromochloromethane	6.3	ND		6.3	ND		6.7	ND		6.2	ND		6.7	ND	1.1	ND		1	ND		
Tetrachloroethene	1.3	24		1.3	ND		1.3	180		1.2	4.3	J	1.3	ND	1.7	ND		1.7	ND		
Chlorobenzene	1.1	ND		1.1	ND		1.1	ND		1	ND		1.1	ND	1.1	ND		1	ND		
Ethyl Benzene	1.2	34		1.2	ND		1.2	ND		1.1	ND		1.2	ND	1.6	ND		1.5	ND		
m/p-Xylenes	1.2	ND		1.2	ND		1.2	ND		1.1	ND		1.2	ND	1.6	ND		1.6	ND		
o-Xylene	1.1	1.5	J	1.1	ND		1.1	ND		1	ND		1.1	ND	1.8	ND		1.7	ND		
Styrene	1.5	ND		1.5	ND		1.6	ND		1.5	ND		1.6	ND	1.1	ND		1	ND		
Bromoform	2.9	4.1	J	2.9	ND		3.1	ND		2.9	ND		3.1	ND	1.1	ND		1	ND		
1,1,2,2-Tetrachloroethane	1.2	ND		1.2	ND		1.2	ND		1.1	ND		1.2	ND	2.4	ND		2.3	ND		

PQL - Practical Quantitation Limit  
 ND - Non detect  
 J - Estimated concentration  
 B - Also within associated blank  
 D - Concentration from secondary dilution

Table C-1 Volatile Organic Compounds  
NWIRP Bethpage Post Operational Sampling

Client Sample ID Lab Sample ID Sample Collection Date Sample Receipt Date Sample Matrix Units	POSB-17-6567 P2053-04 04/03/2002 04/04/2002 SOIL ug/Kg			POSB-18-1012 P2337-09 04/23/2002 04/24/2002 SOIL ug/Kg			POSB-18-2224 P2337-10 04/23/2002 04/24/2002 SOIL ug/Kg			POSB-18-6062 P2337-11 04/23/2002 04/24/2002 SOIL ug/Kg			POSB-19-1012 P2071-04 04/04/2002 04/05/2002 SOIL ug/Kg			POSB-19-2022 P2071-05 04/04/2002 04/05/2002 SOIL ug/Kg			POSB-19-6062 P2071-06 04/04/2002 04/05/2002 SOIL ug/Kg		
	PQL	CONC	Q	PQL	CONC	Q	PQL	CONC	Q	PQL	CONC	Q	PQL	CONC	Q	PQL	CONC	Q	PQL	CONC	Q
Chloromethane	3	ND	6.3	ND	5.6	ND	6.4	ND	3	ND	2.9	ND	3.8	ND							
Vinyl Chloride	2	ND	6.3	ND	5.6	ND	6.4	ND	1.9	ND	1.9	ND	2.5	ND							
Bromomethane	2.1	ND	6.3	ND	5.6	ND	6.4	ND	2.1	ND	2	ND	2.6	ND							
Chloroethane	2.4	ND	6.3	ND	5.6	ND	6.4	ND	2.4	ND	2.3	ND	3.1	ND							
1,1-Dichloroethene	1.7	ND	6.3	ND	5.6	ND	6.4	ND	1.7	ND	1.7	ND	2.2	ND							
Acetone	6.2	ND	6.3	ND	5.6	ND	6.4	ND	6.1	ND	6	ND	7.8	ND							
Carbon Disulfide	1.1	ND	6.3	ND	5.6	ND	6.4	ND	1.1	ND	1	ND	1.3	ND							
Methylene Chloride	1.2	ND	6.3	ND	5.6	ND	6.4	ND	1.2	ND	1.2	ND	1.5	ND							
trans-1,2-Dichloroethene	1.8	ND	6.3	ND	5.6	ND	6.4	ND	1.8	ND	1.8	ND	2.3	ND							
1,1-Dichloroethane	1.1	ND	6.3	ND	5.6	ND	6.4	ND	1.1	ND	1	ND	1.3	ND							
2-Butanone	6	ND	6.3	ND	5.6	ND	6.4	ND	6	ND	5.8	ND	7.6	ND							
cis-1,2-Dichloroethene	1.9	ND	6.3	ND	5.6	ND	6.4	ND	1.9	ND	1.9	ND	2.5	ND							
Chloroform	1.1	ND	6.3	ND	5.6	ND	6.4	ND	1.1	ND	1	ND	1.3	ND							
1,1,1-Trichloroethane	1.6	ND	6.3	ND	5.6	ND	6.4	ND	1.5	ND	1.5	ND	2	ND							
Carbon Tetrachloride	1.1	ND	6.3	ND	5.6	ND	6.4	ND	1.1	ND	1.1	ND	1.4	ND							
Benzene	1.1	ND	6.3	ND	5.6	ND	6.4	ND	1.1	ND	1	ND	1.3	ND							
1,2-Dichloroethane	2.6	ND	6.3	ND	5.6	ND	6.4	ND	2.6	ND	2.5	ND	3.3	ND							
Trichloroethene	3	ND	6.3	ND	5.6	ND	6.4	ND	2.9	ND	2.9	ND	3.7	ND							
1,2-Dichloropropane	3.8	ND	6.3	ND	5.6	ND	6.4	ND	3.8	ND	3.7	ND	4.9	ND							
Bromodichloromethane	1.1	ND	6.3	ND	5.6	ND	6.4	ND	1.1	ND	1	ND	1.3	ND							
4-Methyl-2-Pentanone	3.2	ND	6.3	ND	5.6	ND	6.4	ND	3.2	ND	3.1	ND	4.1	ND							
Toluene	1.3	ND	6.3	ND	5.6	ND	6.4	ND	1.3	ND	1.3	ND	1.7	ND							
t-1,3-Dichloropropene	1.8	ND	6.3	ND	5.6	ND	6.4	ND	1.8	ND	1.7	ND	2.2	ND							
cis-1,3-Dichloropropene	1.1	ND	6.3	ND	5.6	ND	6.4	ND	1.1	ND	1	ND	1.3	ND							
1,1,2-Trichloroethane	1.1	ND	6.3	ND	5.6	ND	6.4	ND	1.1	ND	1.1	ND	1.4	ND							
2-Hexanone	13	ND	6.3	ND	5.6	ND	6.4	ND	13	ND	13	ND	16	ND							
Dibromochloromethane	1.1	ND	6.3	ND	5.6	ND	6.4	ND	1.1	ND	1	ND	1.3	ND							
Tetrachloroethene	1.7	ND	6.3	ND	5.6	ND	6.4	ND	1.7	ND	1.7	ND	2.2	ND							
Chlorobenzene	1.1	ND	6.3	ND	5.6	ND	6.4	ND	1.1	ND	1	ND	1.3	ND							
Ethyl Benzene	1.6	ND	6.3	ND	5.6	ND	6.4	ND	1.6	ND	1.5	ND	2	ND							
m/p-Xylenes	1.6	ND	6.3	ND	5.6	ND	6.4	ND	1.6	ND	1.6	ND	2.1	ND							
o-Xylene	1.8	ND	6.3	ND	5.6	ND	6.4	ND	1.7	ND	1.7	ND	2.2	ND							
Styrene	1.1	ND	6.3	ND	5.6	ND	6.4	ND	1.1	ND	1	ND	1.3	ND							
Bromoform	1.1	ND	6.3	ND	5.6	ND	6.4	ND	1.1	ND	1	ND	1.3	ND							
1,1,2,2-Tetrachloroethane	2.4	ND	6.3	ND	5.6	ND	6.4	ND	2.4	ND	2.3	ND	3	ND							

PQL - Practical Quantitation Limit  
 ND - Non detect  
 J - Estimated concentration  
 B - Also within associated blank  
 D - Concentration from secondary dilution

Table C-1 Volatile Organic Compounds  
 NWIRP Bethpage Post Operational Sampling

Client Sample ID Lab Sample ID Sample Collection Date Sample Receipt Date Sample Matrix Units	POSB-20-2022 P2157-03 04/11/2002 04/12/2002 SOIL ug/Kg			POSB-20-6062 P2157-04 04/11/2002 04/12/2002 SOIL ug/Kg			POSB-21-1012 P2071-01 04/04/2002 04/05/2002 SOIL ug/Kg			POSB-21-2224 P2071-02 04/04/2002 04/05/2002 SOIL ug/Kg			POSB-21-3436 P2071-03 04/04/2002 04/05/2002 SOIL ug/Kg			POSB-22-1012 P2352-03 04/24/2002 04/24/2002 SOIL ug/Kg			POSB-22-2224 P2352-04 04/24/2002 04/24/2002 SOIL ug/Kg		
	PQL	CONC	Q	PQL	CONC	Q	MDL	CONC	Q	MDL	CONC	Q	MDL	CONC	Q	PQL	CONC	Q	PQL	CONC	Q
Chloromethane	3	ND	3	ND	3.5	ND	3.3	ND	3.7	ND	3.7	ND	1.8	ND	1.8	ND	1.8	ND	1.8	ND	1.8
Vinyl Chloride	2	ND	1.9	ND	2.3	ND	2.2	ND	2.4	ND	2.4	ND	1.1	ND	1	ND	1	ND	1	ND	1
Bromomethane	2	ND	2	ND	2.4	ND	2.3	ND	2.5	ND	2.5	ND	1.1	ND	1	ND	1	ND	1	ND	1
Chloroethane	3	ND	2.4	ND	2.8	ND	2.7	ND	2.9	ND	2.9	ND	1.4	ND	1.3	ND	1.3	ND	1.3	ND	1.3
1,1-Dichloroethene	2	ND	1.7	ND	2	ND	1.9	ND	2.1	ND	2.1	ND	1.2	ND	1.1	ND	1.1	ND	1.1	ND	1.1
Acetone	7	ND	6	ND	7.1	ND	6.8	ND	7.5	ND	7.5	ND	3.8	11	3.6	ND	3.6	ND	3.6	ND	3.6
Carbon Disulfide	1	ND	1	ND	1.2	ND	1.2	ND	1.3	ND	1.3	ND	1.4	ND	1.3	ND	1.3	ND	1.3	ND	1.3
Methylene Chloride	1	ND	1.2	ND	1.4	ND	1.4	ND	1.5	ND	1.5	ND	1.2	ND	1.1	ND	1.1	ND	1.1	ND	1.1
trans-1,2-Dichloroethene	2	ND	1.8	ND	2.1	ND	2	ND	2.2	ND	2.2	ND	1.4	ND	1.3	ND	1.3	ND	1.3	ND	1.3
1,1-Dichloroethane	1	ND	1	ND	1.2	ND	1.2	ND	1.3	ND	1.3	ND	0.97	ND	0.93	ND	0.93	ND	0.93	ND	0.93
2-Butanone	7	ND	5.9	ND	7	ND	6.6	ND	7.3	ND	7.3	ND	0.97	ND	0.93	ND	0.93	ND	0.93	ND	0.93
cis-1,2-Dichloroethene	2	ND	1.9	ND	2.3	ND	2.2	ND	2.4	ND	2.4	ND	1.1	ND	1	ND	1	ND	1	ND	1
Chloroform	1	ND	1	ND	1.2	ND	1.2	ND	1.3	ND	1.3	ND	1.2	ND	1.1	ND	1.1	ND	1.1	ND	1.1
1,1,1-Trichloroethane	2	ND	1.5	ND	1.8	ND	1.7	ND	1.9	ND	1.9	ND	5.8	ND	5.6	ND	5.6	ND	5.6	ND	5.6
Carbon Tetrachloride	1	ND	1.1	ND	1.3	ND	1.2	ND	1.3	ND	1.3	ND	1.1	ND	1	ND	1	ND	1	ND	1
Benzene	1	ND	1	ND	1.2	ND	1.2	ND	1.3	ND	1.3	ND	2.3	ND	2.2	ND	2.2	ND	2.2	ND	2.2
1,2-Dichloroethane	3	ND	2.6	ND	3	ND	2.9	ND	3.2	ND	3.2	ND	0.86	ND	0.82	ND	0.82	ND	0.82	ND	0.82
Trichloroethene	3	ND	2.9	ND	3.4	ND	3.3	ND	3.6	ND	3.6	ND	0.86	ND	0.82	ND	0.82	ND	0.82	ND	0.82
1,2-Dichloropropane	4	ND	3.8	ND	4.5	ND	4.3	ND	4.7	ND	4.7	ND	0.97	ND	0.93	ND	0.93	ND	0.93	ND	0.93
Bromodichloromethane	1	ND	1	ND	1.2	ND	1.2	ND	1.3	ND	1.3	ND	1.1	1.1	J	1.1	1.1	ND	1.1	ND	1.1
4-Methyl-2-Pentanone	4	ND	3.2	ND	3.7	ND	3.6	ND	3.9	ND	3.9	ND	0.97	ND	0.93	ND	0.93	ND	0.93	ND	0.93
Toluene	1	ND	1.3	ND	1.5	ND	1.5	ND	1.2	51	1.2	51	1.2	ND	1.1	ND	1.1	ND	1.1	ND	1.1
t-1,3-Dichloropropene	2	ND	1.7	ND	2	ND	2	ND	2.2	ND	2.2	ND	1.1	ND	1	ND	1	ND	1	ND	1
cis-1,3-Dichloropropene	1	ND	1	ND	1.2	ND	1.2	ND	1.3	ND	1.3	ND	1.1	ND	1	ND	1	ND	1	ND	1
1,1,2-Trichloroethane	1	ND	1.1	ND	1.3	ND	1.3	ND	1.4	ND	1.4	ND	1.2	ND	1.1	ND	1.1	ND	1.1	ND	1.1
2-Hexanone	14	ND	13	ND	15	ND	14	ND	16	ND	16	ND	4.3	ND	4.1	ND	4.1	ND	4.1	ND	4.1
Dibromochloromethane	1	ND	1	ND	1.2	ND	1.2	ND	1.3	ND	1.3	ND	6.5	ND	6.2	ND	6.2	ND	6.2	ND	6.2
Tetrachloroethene	2	ND	1.7	ND	1.6	2.7	1.9	ND	2.1	ND	2.1	ND	1.3	24	1.2	ND	1.2	ND	1.2	ND	1.2
Chlorobenzene	1	ND	1	ND	1.2	ND	1.2	ND	1.3	ND	1.3	ND	1.1	ND	1	ND	1	ND	1	ND	1
Ethyl Benzene	2	ND	1.5	ND	1.8	ND	1.7	ND	1.9	ND	1.9	ND	1.2	ND	1.1	ND	1.1	ND	1.1	ND	1.1
m/p-Xylenes	2	ND	1.6	ND	1.9	ND	1.8	ND	1.5	4.3	1.2	4.3	1.2	ND	1.1	ND	1.1	ND	1.1	ND	1.1
o-Xylene	2	ND	1.7	ND	2	ND	1.9	ND	1.7	3.6	1.1	3.6	1.1	ND	1	ND	1	ND	1	ND	1
Styrene	1	ND	1	ND	1.2	ND	1.2	ND	1.3	ND	1.3	ND	1.5	ND	1.4	ND	1.4	ND	1.4	ND	1.4
Bromoform	1	ND	1	ND	1.2	ND	1.2	ND	1.3	ND	1.3	ND	3	ND	2.9	ND	2.9	ND	2.9	ND	2.9
1,1,2,2-Tetrachloroethane	3	ND	2.3	ND	2.8	ND	2.6	ND	2.9	ND	2.9	ND	1.2	ND	1.1	ND	1.1	ND	1.1	ND	1.1

PQL - Practical Quantitation Limit  
 ND - Non detect  
 J - Estimated concentration  
 B - Also within associated blank  
 D - Concentration from secondary dilution

Table C-1 Volatile Organic Compounds  
 NWIRP Bethpage Post Operational Sampling

Client Sample ID Lab Sample ID Sample Collection Date Sample Receipt Date Sample Matrix Units	POSB-22-6062 P2352-06 04/24/2002 04/24/2002 SOIL ug/Kg			POSB-23-1012 P2033-01 04/02/2002 04/03/2002 SOIL ug/Kg			POSB-23-2224 P2033-02 04/02/2002 04/03/2002 SOIL ug/Kg			POSB-23-5456 P2033-03 04/03/2002 04/03/2002 SOIL ug/Kg			POSB-24-1012 P2157-08 04/11/2002 04/12/2002 SOIL ug/Kg			POSB-24-2022 P2157-09 04/11/2002 04/12/2002 SOIL ug/Kg			POSB-24-6062 P2157-10 04/11/2002 04/12/2002 SOIL ug/Kg		
	PQL	CONC	Q	PQL	CONC	Q	PQL	CONC	Q	PQL	CONC	Q	PQL	CONC	Q	PQL	CONC	Q	PQL	CONC	Q
Chloromethane	1.8	ND	3.3	ND	2.9	ND	480	ND	3	ND	3.2	ND	3.1	ND							
Vinyl Chloride	1.1	ND	2.1	ND	1.9	ND	600	ND	2	ND	2.1	ND	2	ND							
Bromomethane	1.1	ND	2.3	ND	2	ND	320	ND	2.1	ND	2.2	ND	2.1	ND							
Chloroethane	1.4	ND	2.6	ND	2.3	ND	400	ND	2.4	ND	2.6	ND	2.5	ND							
1,1-Dichloroethene	1.2	ND	1.9	ND	1.7	ND	220	ND	1.7	ND	1.8	ND	1.8	ND							
Acetone	3.7	ND	6.7	ND	5.9	ND	940	ND	6.2	ND	6.6	ND	6.4	ND							
Carbon Disulfide	1.4	ND	1.2	ND	1	ND	260	ND	1.1	ND	1.1	ND	1.1	ND							
Methylene Chloride	1.2	ND	1.3	ND	1.2	ND	280	410	1.2	2.7	B	1.2	1.5	B	1.3	ND					
trans-1,2-Dichloroethene	1.4	ND	2	ND	1.8	ND	340	ND	1.9	ND	2	ND	1.9	ND							
1,1-Dichloroethane	0.96	ND	1.2	ND	1	ND	240	ND	1.1	ND	1.1	ND	1.1	ND							
2-Butanone	0.96	ND	6.5	ND	5.8	ND	460	ND	6.1	ND	6.4	ND	6.2	ND							
cis-1,2-Dichloroethene	1.1	ND	2.1	ND	1.9	ND	200	ND	2	ND	2.1	ND	2	ND							
Chloroform	1.2	ND	1.2	ND	1	ND	270	ND	1.1	ND	1.1	ND	1.1	ND							
1,1,1-Trichloroethane	5.7	ND	1.7	ND	1.5	ND	470	1100	1.6	ND	1.7	ND	1.6	ND							
Carbon Tetrachloride	1.1	ND	1.2	ND	1.1	ND	290	ND	1.1	ND	1.2	ND	1.1	ND							
Benzene	2.2	ND	1.2	ND	1	ND	150	ND	1.1	ND	1.1	ND	1.1	ND							
1,2-Dichloroethane	0.85	ND	2.8	ND	2.5	ND	270	ND	2.6	ND	2.8	ND	2.7	ND							
Trichloroethene	0.85	ND	3.2	ND	2.8	1.3	J	250	120000	D	3	ND	3.2	ND	3.1	ND					
1,2-Dichloropropane	0.96	ND	4.2	ND	3.7	ND	150	ND	3.9	ND	4.1	ND	4	ND							
Bromodichloromethane	1.1	ND	1.2	ND	1	ND	240	ND	1.1	ND	1.1	ND	1.1	ND							
4-Methyl-2-Pentanone	0.96	ND	3.5	ND	3.1	ND	300	ND	3.3	ND	3.4	ND	3.3	ND							
Toluene	1.2	ND	1.4	ND	1.3	ND	260	ND	1.3	ND	1.4	ND	1.4	ND							
t-1,3-Dichloropropene	1.1	ND	1.9	ND	1.7	ND	260	ND	1.8	ND	1.9	ND	1.8	ND							
cis-1,3-Dichloropropene	1.1	ND	1.2	ND	1	ND	200	ND	1.1	ND	1.1	ND	1.1	ND							
1,1,2-Trichloroethane	1.2	ND	1.2	ND	1.1	ND	280	ND	1.2	ND	1.2	ND	1.2	ND							
2-Hexanone	4.3	ND	14	ND	13	ND	290	ND	13	ND	14	ND	13	ND							
Dibromochloromethane	6.4	ND	1.2	ND	1	ND	240	ND	1.1	ND	1.1	ND	1.1	ND							
Tetrachloroethene	1.3	ND	1.9	ND	1.7	ND	260	1800	1.6	4.8	1.6	37	1.8	ND							
Chlorobenzene	1.1	ND	1.2	ND	1	ND	230	ND	1.1	ND	1.1	ND	1.1	ND							
Ethyl Benzene	1.2	ND	1.7	ND	1.5	ND	380	490	1.6	ND	1.7	ND	1.6	ND							
m/p-Xylenes	1.2	ND	1.8	ND	1.6	ND	720	2700	1.7	ND	1.7	ND	1.7	ND							
o-Xylene	1.1	ND	1.9	ND	1.7	ND	420	2300	1.8	ND	1.9	ND	1.8	ND							
Styrene	1.5	ND	1.2	ND	1	ND	230	ND	1.1	ND	1.1	ND	1.1	ND							
Bromoform	3	ND	1.2	ND	1	ND	230	ND	1.1	ND	1.1	ND	1.1	ND							
1,1,2,2-Tetrachloroethane	1.2	ND	2.6	ND	2.3	ND	250	ND	2.4	ND	2.5	ND	2.5	ND							

PQL - Practical Quantitation Limit  
 ND - Non detect  
 J - Estimated concentration  
 B - Also within associated blank  
 D - Concentration from secondary dilution

Table C-1 Volatile Organic Compounds  
 NWIRP Bethpage Post Operational Sampling

Client Sample ID Lab Sample ID Sample Collection Date Sample Receipt Date Sample Matrix Units	POSB-25-6264 P2196-03 04/15/2002 04/16/2002 SOIL ug/Kg			POSB-26-1012 P2337-07 04/23/2002 04/24/2002 SOIL ug/Kg			POSB-26-2022 P2337-08 04/23/2002 04/24/2002 SOIL ug/Kg			POSB-26-6062 P2337-12 04/23/2002 04/24/2002 SOIL ug/Kg			POSB-27-6062 P2083-06 04/05/2002 04/05/2002 SOIL ug/Kg			POSB-28-2022 P2282-04 04/19/2002 04/19/2002 SOIL ug/Kg			POSB-28-6264 P2282-07 04/19/2002 04/19/2002 SOIL ug/Kg		
	PQL	CONC	Q	PQL	CONC	Q	PQL	CONC	Q	PQL	CONC	Q	PQL	CONC	Q	PQL	CONC	Q	PQL	CONC	Q
Chloromethane	5.2	ND		6.4	ND		5.2	ND		5.8	ND		3.5	ND		5.9	ND		6.5	ND	
Vinyl Chloride	5.2	ND		6.4	ND		5.2	ND		5.8	ND		2.3	ND		5.9	ND		6.5	ND	
Bromomethane	5.2	ND		6.4	ND		5.2	ND		5.8	ND		2.4	ND		5.9	ND		6.5	ND	
Chloroethane	5.2	ND		6.4	ND		5.2	ND		5.8	ND		2.8	ND		5.9	ND		6.5	ND	
1,1-Dichloroethene	5.2	ND		6.4	ND		5.2	ND		5.8	ND		2	ND		5.9	ND		6.5	ND	
Acetone	5.2	ND		6.4	ND		5.2	ND		5.8	ND		7.1	ND		5.9	ND		6.5	ND	
Carbon Disulfide	5.2	ND		6.4	ND		5.2	ND		5.8	ND		1.2	ND		5.9	ND		6.5	ND	
Methylene Chloride	5.2	11	B	6.4	ND		5.2	ND		5.8	ND		1.4	ND		5.9	ND		6.5	ND	
trans-1,2-Dichloroethene	5.2	ND		6.4	ND		5.2	ND		5.8	ND		2.1	ND		5.9	ND		6.5	ND	
1,1-Dichloroethane	5.2	ND		6.4	ND		5.2	ND		5.8	ND		1.2	ND		5.9	ND		6.5	ND	
2-Butanone	5.2	ND		6.4	ND		5.2	ND		5.8	ND		7	ND		5.9	ND		6.5	ND	
cis-1,2-Dichloroethene	5.2	ND		6.4	ND		5.2	ND		5.8	ND		2.3	ND		5.9	ND		6.5	ND	
Chloroform	5.2	ND		6.4	ND		5.2	ND		5.8	ND		1.2	ND		5.9	ND		6.5	ND	
1,1,1-Trichloroethane	5.2	ND		6.4	4.4	J	5.2	ND		5.8	ND		1.8	ND		5.9	ND		6.5	ND	
Carbon Tetrachloride	5.2	ND		6.4	ND		5.2	ND		5.8	ND		1.3	ND		5.9	ND		6.5	ND	
Benzene	5.2	ND		6.4	ND		5.2	ND		5.8	ND		1.2	ND		5.9	ND		6.5	ND	
1,2-Dichloroethane	5.2	ND		6.4	ND		5.2	ND		5.8	ND		3	ND		5.9	ND		6.5	ND	
Trichloroethene	5.2	2.5	J	6.4	1.5	J	5.2	ND		5.8	ND		3.4	ND		5.9	ND		6.5	ND	
1,2-Dichloropropane	5.2	ND		6.4	ND		5.2	ND		5.8	ND		4.5	ND		5.9	ND		6.5	ND	
Bromodichloromethane	5.2	ND		6.4	ND		5.2	ND		5.8	ND		1.2	ND		5.9	ND		6.5	ND	
4-Methyl-2-Pentanone	5.2	ND		6.4	ND		5.2	ND		5.8	ND		3.8	ND		5.9	ND		6.5	ND	
Toluene	5.2	ND		6.4	ND		5.2	ND		5.8	ND		1.5	ND		5.9	ND		6.5	ND	
t-1,3-Dichloropropene	5.2	ND		6.4	ND		5.2	ND		5.8	ND		2.1	ND		5.9	ND		6.5	ND	
cis-1,3-Dichloropropene	5.2	ND		6.4	ND		5.2	ND		5.8	ND		1.2	ND		5.9	ND		6.5	ND	
1,1,2-Trichloroethane	5.2	ND		6.4	ND		5.2	ND		5.8	ND		1.3	ND		5.9	ND		6.5	ND	
2-Hexanone	5.2	ND		6.4	ND		5.2	ND		5.8	ND		15	ND		5.9	ND		6.5	ND	
Dibromochloromethane	5.2	ND		6.4	ND		5.2	ND		5.8	ND		1.2	ND		5.9	ND		6.5	ND	
Tetrachloroethene	5.2	15		6.4	3.5	J	5.2	1.4	J	5.8	ND		2	ND		5.9	ND		6.5	4.7	J
Chlorobenzene	5.2	ND		6.4	ND		5.2	ND		5.8	ND		1.2	ND		5.9	ND		6.5	ND	
Ethyl Benzene	5.2	ND		6.4	ND		5.2	ND		5.8	ND		1.8	ND		5.9	ND		6.5	ND	
m/p-Xylenes	5.2	ND		6.4	ND		5.2	ND		5.8	ND		1.9	ND		5.9	ND		6.5	ND	
o-Xylene	5.2	ND		6.4	ND		5.2	ND		5.8	ND		2	ND		5.9	ND		6.5	ND	
Styrene	5.2	ND		6.4	ND		5.2	ND		5.8	ND		1.2	ND		5.9	ND		6.5	ND	
Bromoform	5.2	ND		6.4	ND		5.2	ND		5.8	ND		1.2	ND		5.9	ND		6.5	ND	
1,1,2,2-Tetrachloroethane	5.2	ND		6.4	ND		5.2	ND		5.8	ND		2.8	ND		5.9	ND		6.5	ND	

PQL - Practical Quantitation Limit  
 ND - Non detect  
 J - Estimated concentration  
 B - Also within associated blank  
 D - Concentration from secondary dilution

Table C-1 Volatile Organic Compounds  
NWIRP Bethpage Post Operational Sampling

Client Sample ID Lab Sample ID Sample Collection Date Sample Receipt Date Sample Matrix Units	POSB-29-1012 P2157-05			POSB-29-2022 P2157-06			POSB-29-6062 P2157-07			POSB-30-1012 P2143-01			POSB-30-2224 P2143-02			POSB-30A-5658 P2157-01			POSB-31-1012 P2126-05		
	PQL	CONC	Q	PQL	CONC	Q	PQL	CONC	Q	PQL	CONC	Q	PQL	CONC	Q	PQL	CONC	Q	PQL	CONC	Q
Chloromethane	3.1	ND		3	ND		3	ND		2.9	ND		2.9	ND		3	ND		3.3	ND	
Vinyl Chloride	2	ND		2	ND		1.9	ND		1.9	ND		1.9	ND		1.9	ND		2.1	ND	
Bromomethane	2.1	ND		2.1	ND		2	ND		2	ND		2	ND		2	ND		2.3	ND	
Chloroethane	2.5	ND		2.4	ND		2.4	ND		2.3	ND		2.4	ND		2.4	ND		2.6	ND	
1,1-Dichloroethene	1.8	ND		1.7	ND		1.7	ND		1.7	ND		1.7	ND		1.7	ND		1.9	ND	
Acetone	6.3	ND		6.2	ND		6	ND		6	ND		6	ND		6.1	ND		6.7	ND	
Carbon Disulfide	1.1	ND		1.1	ND		1	ND		1	ND		1	ND		1.1	ND		1.2	ND	
Methylene Chloride	1.2	1.3	B	1.2	1.2	JB	1.2	ND		1.2	ND		1.2	ND		1.2	ND		1.1	1.9	B
trans-1,2-Dichloroethene	1.9	ND		1.8	ND		1.8	ND		1.8	ND		1.8	ND		1.8	ND		2	ND	
1,1-Dichloroethane	1.1	ND		1.1	ND		1	ND		1	ND		1	ND		1.1	ND		1.2	ND	
2-Butanone	6.2	ND		6.1	ND		5.9	ND		5.8	ND		5.9	ND		5.9	ND		6.6	ND	
cis-1,2-Dichloroethene	2	ND		2	ND		1.9	ND		1.9	ND		1.9	ND		1.9	ND		2.1	ND	
Chloroform	1.1	ND		1.1	ND		1	ND		1	ND		1	ND		1.1	ND		1.2	ND	
1,1,1-Trichloroethane	1.6	ND		1.6	ND		1.5	ND		1.5	ND		1.5	ND		1.5	ND		1.7	ND	
Carbon Tetrachloride	1.1	ND		1.1	ND		1.1	ND		1.1	ND		1.1	ND		1.1	ND		1.2	ND	
Benzene	1.1	ND		1.1	ND		1	ND		1	ND		1	ND		1.1	ND		1.2	ND	
1,2-Dichloroethane	2.7	ND		2.6	ND		2.6	ND		2.5	ND		2.6	ND		2.6	ND		2.8	ND	
Trichloroethene	3	ND		3	ND		2.9	ND		2.9	ND		2.9	ND		2.9	ND		3.2	ND	
1,2-Dichloropropane	4	ND		3.9	ND		3.8	ND		3.7	ND		3.8	ND		3.8	ND		4.2	ND	
Bromodichloromethane	1.1	ND		1.1	ND		1	ND		1	ND		1	ND		1.1	ND		1.2	ND	
4-Methyl-2-Pentanone	3.3	ND		3.3	ND		3.2	ND		3.1	ND		3.2	ND		3.2	ND		3.5	ND	
Toluene	1.4	ND		1.3	ND		1.3	ND		1.3	ND		1.3	ND		1.3	ND		1.4	ND	
t-1,3-Dichloropropene	1.8	ND		1.8	ND		1.7	ND		1.7	ND		1.7	ND		1.8	ND		1.9	ND	
cis-1,3-Dichloropropene	1.1	ND		1.1	ND		1	ND		1	ND		1	ND		1.1	ND		1.2	ND	
1,1,2-Trichloroethane	1.2	ND		1.2	ND		1.1	ND		1.1	ND		1.1	ND		1.1	ND		1.2	ND	
2-Hexanone	13	ND		13	ND		13	ND		13	ND		13	ND		13	ND		14	ND	
Dibromochloromethane	1.1	ND		1.1	ND		1	ND		1	ND		1	ND		1.1	ND		1.2	ND	
Tetrachloroethene	1.8	ND		1.7	ND		1.7	ND		1.7	ND		1.7	ND		1.7	ND		1.9	ND	
Chlorobenzene	1.1	ND		1.1	ND		1	ND		1	ND		1	ND		1.1	ND		1.2	ND	
Ethyl Benzene	1.6	ND		1.6	ND		1.5	ND		1.5	ND		1.5	ND		1.5	ND		1.7	ND	
m/p-Xylenes	1.7	ND		1.6	ND		1.6	ND		1.6	ND		1.6	ND		1.6	ND		1.8	ND	
o-Xylene	1.8	ND		1.8	ND		1.7	ND		1.7	ND		1.7	ND		1.7	ND		1.9	ND	
Styrene	1.1	ND		1.1	ND		1	ND		1	ND		1	ND		1.1	ND		1.2	ND	
Bromoform	1.1	ND		1.1	ND		1	ND		1	ND		1	ND		1.1	ND		1.2	ND	
1,1,2,2-Tetrachloroethane	2.4	ND		2.4	ND		2.3	ND		2.3	ND		2.3	ND		2.4	ND		2.6	ND	

PQL - Practical Quantitation Limit  
 ND - Non detect  
 J - Estimated concentration  
 B - Also within associated blank  
 D - Concentration from secondary dilution



Table C-1 Volatile Organic Compounds  
 NWIRP Bethpage Post Operational Sampling

Client Sample ID Lab Sample ID Sample Collection Date Sample Receipt Date Sample Matrix Units	POSB-31-2224 P2126-06 04/09/2002 04/10/2002 SOIL ug/Kg			POSB-31-6062 P2126-08 04/09/2002 04/10/2002 SOIL ug/Kg			POSB-32-1012 P2243-03 04/17/2002 04/18/2002 SOIL ug/Kg			POSB-32-2224 P2243-04 04/17/2002 04/18/2002 SOIL ug/Kg			POSB-32-6062 P2243-08 04/17/2002 04/18/2002 SOIL ug/Kg			POSB-33-1012 P2275-09 04/18/2002 04/19/2002 SOIL ug/Kg			POSB-33-2224 P2275-12 04/18/2002 04/19/2002 SOIL ug/Kg		
	PQL	CONC	Q	PQL	CONC	Q	CONC	Q	PQL	CONC	Q	PQL	CONC	Q	PQL	CONC	Q	PQL	CONC	Q	
Chloromethane	3.3	ND		3.2	ND		ND		1.8	ND		1.8	ND		5.7	ND		5.6	ND		
Vinyl Chloride	2.1	ND		2.1	ND		ND		1	ND		1	ND		5.7	ND		5.6	ND		
Bromomethane	2.3	ND		2.2	ND		ND		1	ND		1	ND		5.7	ND		5.6	ND		
Chloroethane	2.6	ND		2.6	ND		ND		1.3	ND		1.4	ND		5.7	ND		5.6	ND		
1,1-Dichloroethene	1.9	ND		1.8	ND		ND		1.1	ND		1.1	ND		5.7	ND		5.6	ND		
Acetone	6.7	ND		6.6	ND		ND		3.6	ND		3.6	ND		5.7	ND		5.6	ND		
Carbon Disulfide	1.2	ND		1.1	ND		5.6	JB	1.3	ND		1.4	ND		5.7	ND		5.6	ND		
Methylene Chloride	1.1	4		1.2	4		ND		1.1	ND		1.1	ND		5.7	2.8	J	5.6	ND		
trans-1,2-Dichloroethene	2	ND		2	ND		ND		1.3	ND		1.4	ND		5.7	ND		5.6	ND		
1,1-Dichloroethane	1.2	ND		1.1	ND		ND		0.93	ND		0.94	ND		5.7	ND		5.6	ND		
2-Butanone	6.5	ND		6.4	ND		ND		0.93	ND		0.94	ND		5.7	ND		5.6	ND		
cis-1,2-Dichloroethene	2.1	ND		2.1	ND		ND		1	ND		1	ND		5.7	12		5.6	13		
Chloroform	1.2	ND		1.1	ND		ND		1.1	ND		1.1	ND		5.7	ND		5.6	ND		
1,1,1-Trichloroethane	1.7	ND		1.7	ND		ND		5.6	ND		5.6	ND		5.7	ND		5.6	ND		
Carbon Tetrachloride	1.2	ND		1.2	ND		ND		1	ND		1	ND		5.7	ND		5.6	ND		
Benzene	1.2	ND		1.1	ND		ND		2.2	ND		2.2	ND		5.7	ND		5.6	ND		
1,2-Dichloroethane	2.8	ND		2.8	ND		ND		0.82	ND		0.83	ND		5.7	ND		5.6	ND		
Trichloroethene	3.2	ND		3.2	ND		ND		0.82	ND		0.83	ND		5.7	16		5.6	32		
1,2-Dichloropropane	4.2	ND		4.1	ND		ND		0.93	ND		0.94	ND		5.7	ND		5.6	ND		
Bromodichloromethane	1.2	ND		1.1	ND		12		1	ND		1	ND		5.7	ND		5.6	ND		
4-Methyl-2-Pentanone	3.5	ND		3.5	ND		ND		0.93	ND		0.94	ND		5.7	ND		5.6	ND		
Toluene	1.4	ND		1.4	ND		ND		1.1	ND		1.1	ND		5.7	ND		5.6	ND		
t-1,3-Dichloropropene	1.9	ND		1.9	ND		ND		1	ND		1	ND		5.7	ND		5.6	ND		
cis-1,3-Dichloropropene	1.2	ND		1.1	ND		ND		1	ND		1	ND		5.7	ND		5.6	ND		
1,1,2-Trichloroethane	1.2	ND		1.2	ND		ND		1.1	ND		1.1	ND		5.7	ND		5.6	ND		
2-Hexanone	14	ND		14	ND		ND		4.1	ND		4.2	ND		5.7	ND		5.6	ND		
Dibromochloromethane	1.2	ND		1.1	ND		ND		6.2	ND		6.2	ND		5.7	ND		5.6	ND		
Tetrachloroethene	1.9	ND		1.9	ND		6.4	J	1.2	ND		1.2	ND		5.7	90		5.6	8.6		
Chlorobenzene	1.2	ND		1.1	ND		ND		1	ND		1	ND		5.7	ND		5.6	ND		
Ethyl Benzene	1.7	ND		1.7	ND		ND		1.1	ND		1.1	ND		5.7	ND		5.6	ND		
m/p-Xylenes	1.8	ND		1.8	ND		ND		1.1	ND		1.1	ND		5.7	ND		5.6	ND		
o-Xylene	1.9	ND		1.9	ND		ND		1	ND		1	ND		5.7	ND		5.6	ND		
Styrene	1.2	ND		1.1	ND		ND		1.4	ND		1.5	ND		5.7	ND		5.6	ND		
Bromoform	1.2	ND		1.1	ND		ND		2.9	ND		2.9	ND		5.7	ND		5.6	ND		
1,1,2,2-Tetrachloroethane	2.6	ND		2.5	ND		ND		1.1	ND		1.1	ND		5.7	ND		5.6	ND		

PQL - Practical Quantitation Limit  
 ND - Non detect  
 J - Estimated concentration  
 B - Also within associated blank  
 D - Concentration from secondary dilution

Table C-1 Volatile Organic Compounds  
 NWIRP Bethpage Post Operational Sampling

Client Sample ID Lab Sample ID Sample Collection Date Sample Receipt Date Sample Matrix Sample Units	POSB-33-6062 P2275-16 04/18/2002 04/19/2002 SOIL ug/Kg			POSB-34-1012 P2282-01RE 04/19/2002 04/19/2002 SOIL ug/Kg			POSB-34-2022 P2282-02 04/19/2002 04/19/2002 SOIL ug/Kg			POSB-34-5860 P2282-06 04/19/2002 04/19/2002 SOIL ug/Kg			POSB-35-1012 P2220-12RE 04/16/2002 04/17/2002 SOIL ug/Kg			POSB-35-2022 P2220-13 04/16/2002 04/17/2002 SOIL ug/Kg			POSB-35-6062 P2243-02 04/17/2002 04/18/2002 SOIL ug/Kg		
	PQL	CONC	Q	PQL	CONC	Q	PQL	CONC	Q	PQL	CONC	Q	PQL	CONC	Q	PQL	CONC	Q	PQL	CONC	Q
Chloromethane	5.5	ND	52	ND	7.6	ND	6.4	ND	1.8	ND	1.8	ND	1.8	ND	1.8	ND	1.8	ND	1.8	ND	
Vinyl Chloride	5.5	ND	52	ND	7.6	ND	6.4	ND	1.1	ND	1	ND	1.1	ND	1	ND	1.1	ND	1.1	ND	
Bromomethane	5.5	ND	52	ND	7.6	ND	6.4	ND	1.1	ND	1	ND	1.1	ND	1	ND	1.1	ND	1.1	ND	
Chloroethane	5.5	ND	52	ND	7.6	ND	6.4	ND	1.4	ND	1.4	ND	1.4	ND	1.4	ND	1.4	ND	1.4	ND	
1,1-Dichloroethene	5.5	ND	52	ND	7.6	ND	6.4	ND	1.2	ND	1.1	ND	1.2	ND	1.1	ND	1.2	ND	1.2	ND	
Acetone	5.5	ND	52	ND	7.6	ND	6.4	ND	3.8	ND	3.6	ND	3.8	ND	3.6	ND	3.8	ND	3.7	ND	
Carbon Disulfide	5.5	ND	52	ND	7.6	ND	6.4	ND	1.4	ND	1.4	ND	1.4	ND	1.4	ND	1.4	ND	1.4	ND	
Methylene Chloride	5.5	ND	52	ND	7.6	ND	6.4	ND	1.2	ND	1.1	ND	1.2	ND	1.1	ND	1.2	ND	1.2	ND	
trans-1,2-Dichloroethene	5.5	ND	52	79	7.6	ND	6.4	ND	1.4	ND	1.4	ND	1.4	ND	1.4	ND	1.4	ND	1.4	ND	
1,1-Dichloroethane	5.5	ND	52	ND	7.6	ND	6.4	ND	0.97	ND	0.94	ND	0.97	ND	0.94	ND	0.97	ND	0.96	ND	
2-Butanone	5.5	ND	52	ND	7.6	ND	6.4	ND	0.97	ND	0.94	ND	0.97	ND	0.94	ND	0.97	ND	0.96	ND	
cis-1,2-Dichloroethene	5.5	ND	52	220	7.6	2.5	J	6.4	ND	1.1	ND	1	ND	1	ND	1.1	ND	1.1	ND	ND	
Chloroform	5.5	ND	52	ND	7.6	ND	6.4	ND	1.2	ND	1.1	ND	1.2	ND	1.1	ND	1.2	ND	1.2	ND	
1,1,1-Trichloroethane	5.5	ND	52	22	J	7.6	ND	6.4	5.6	J	5.8	ND	5.6	ND	5.6	ND	5.7	ND	5.7	ND	
Carbon Tetrachloride	5.5	ND	52	ND	7.6	ND	6.4	ND	1.1	ND	1	ND	1.1	ND	1	ND	1.1	ND	1.1	ND	
Benzene	5.5	ND	52	ND	7.6	ND	6.4	ND	2.3	ND	2.2	ND	2.3	ND	2.2	ND	2.3	ND	2.2	ND	
1,2-Dichloroethane	5.5	ND	52	60	7.6	ND	6.4	ND	0.86	ND	0.83	ND	0.86	ND	0.83	ND	0.86	ND	0.85	ND	
Trichloroethene	5.5	ND	52	770	7.6	9.2	6.4	ND	0.86	ND	0.83	ND	0.86	ND	0.83	ND	0.86	ND	0.85	ND	
1,2-Dichloropropane	5.5	ND	52	ND	7.6	ND	6.4	ND	0.97	ND	0.94	ND	0.97	ND	0.94	ND	0.97	ND	0.96	ND	
Bromodichloromethane	5.5	ND	52	ND	7.6	ND	6.4	ND	1.1	ND	1	ND	1.1	ND	1	ND	1.1	ND	1.1	ND	
4-Methyl-2-Pentanone	5.5	ND	52	ND	7.6	ND	6.4	ND	0.97	ND	0.94	ND	0.97	ND	0.94	ND	0.97	ND	0.96	ND	
Toluene	5.5	ND	52	37	J	7.6	ND	6.4	ND	1.2	ND	1.1	ND	1.1	ND	1.2	ND	1.2	ND	ND	
t-1,3-Dichloropropene	5.5	ND	52	ND	7.6	ND	6.4	ND	1.1	ND	1	ND	1.1	ND	1	ND	1.1	ND	1.1	ND	
cis-1,3-Dichloropropene	5.5	ND	52	ND	7.6	ND	6.4	ND	1.1	ND	1	ND	1.1	ND	1	ND	1.1	ND	1.1	ND	
1,1,2-Trichloroethane	5.5	ND	52	ND	7.6	ND	6.4	ND	1.2	ND	1.1	ND	1.2	ND	1.1	ND	1.2	ND	1.2	ND	
2-Hexanone	5.5	ND	52	ND	7.6	ND	6.4	ND	4.3	ND	4.2	ND	4.3	ND	4.2	ND	4.3	ND	4.3	ND	
Dibromochloromethane	5.5	ND	52	ND	7.6	ND	6.4	ND	6.5	ND	6.2	ND	6.5	ND	6.2	ND	6.4	ND	6.4	ND	
Tetrachloroethene	5.5	ND	52	30	J	7.6	ND	6.4	35	1.3	ND	1.2	ND	1.2	ND	1.3	ND	1.3	ND	ND	
Chlorobenzene	5.5	ND	52	ND	7.6	ND	6.4	ND	1.1	ND	1	ND	1.1	ND	1	ND	1.1	ND	1.1	ND	
Ethyl Benzene	5.5	ND	52	ND	7.6	ND	6.4	ND	1.2	ND	1.1	ND	1.2	ND	1.1	ND	1.2	ND	1.2	ND	
m/p-Xylenes	5.5	ND	52	26	J	7.6	ND	6.4	ND	1.2	ND	1.1	ND	1.1	ND	1.2	ND	1.2	ND	ND	
o-Xylene	5.5	ND	52	25	J	7.6	ND	6.4	ND	1.1	ND	1	ND	1	ND	1.1	ND	1.1	ND	ND	
Styrene	5.5	ND	52	ND	7.6	ND	6.4	ND	1.5	ND	1.5	ND	1.5	ND	1.5	ND	1.5	ND	1.5	ND	
Bromoform	5.5	ND	52	ND	7.6	ND	6.4	ND	3	ND	2.9	ND	3	ND	2.9	ND	3	ND	3	ND	
1,1,2,2-Tetrachloroethane	5.5	ND	52	ND	7.6	ND	6.4	ND	1.2	ND	1.1	ND	1.2	ND	1.1	ND	1.2	ND	1.2	ND	

PQL - Practical Quantitation Limit  
 ND - Non detect  
 J - Estimated concentration  
 B - Also within associated blank  
 D - Concentration from secondary dilution

Table C-1 Volatile Organic Compounds  
 NWIRP Bethpage Post Operational Sampling

Client Sample ID Lab Sample ID Sample Collection Date Sample Receipt Date Sample Matrix Units	POSB-36-1012 P2374-05 04/25/2002 04/26/2002 SOIL ug/Kg			POSB-37-1012 P2243-05 04/17/2002 04/18/2002 SOIL mg/Kg			POSB-37-2224 P2243-06 04/17/2002 04/18/2002 SOIL ug/Kg			POSB-37-6264 P2243-07 04/17/2002 04/18/2002 SOIL ug/Kg			POSB-38-1012 P2275-01 04/18/2002 04/19/2002 SOIL ug/Kg			POSB-38-2022 P2275-02 04/18/2002 04/19/2002 SOIL ug/Kg			POSB-38-6062 P2275-05 04/18/2002 04/19/2002 SOIL ug/Kg		
	PQL	CONC	Q	PQL	CONC	Q	PQL	CONC	Q	PQL	CONC	Q	PQL	CONC	Q	PQL	CONC	Q	PQL	CONC	Q
Chloromethane	2	ND	1.8	ND	1.8	ND	1.9	ND	5.4	ND	5.2	ND	5.6	ND	5.6	ND	5.6	ND	5.6	ND	5.6
Vinyl Chloride	1.2	ND	1.1	ND	1	ND	1.1	ND	5.4	ND	5.2	ND	5.6	ND	5.6	ND	5.6	ND	5.6	ND	5.6
Bromomethane	1.2	ND	1.1	ND	1	ND	1.1	ND	5.4	ND	5.2	ND	5.6	ND	5.6	ND	5.6	ND	5.6	ND	5.6
Chloroethane	1.5	ND	1.4	ND	1.3	ND	1.4	ND	5.4	ND	5.2	ND	5.6	ND	5.6	ND	5.6	ND	5.6	ND	5.6
1,1-Dichloroethene	1.3	ND	1.2	ND	1.1	ND	1.2	ND	5.4	ND	5.2	ND	5.6	ND	5.6	ND	5.6	ND	5.6	ND	5.6
Acetone	4.1	19	3.7	ND	3.6	ND	3.9	ND	5.4	ND	5.2	ND	5.6	ND	5.6	ND	5.6	ND	5.6	ND	5.6
Carbon Disulfide	1.5	ND	1.4	ND	1.3	2.6	JB	1.4	ND	5.4	ND	5.2	ND	5.6	ND	5.6	ND	5.6	ND	5.6	ND
Methylene Chloride	1.3	ND	1.2	ND	1.1	ND	1.2	ND	5.4	ND	5.2	ND	5.6	ND	5.6	ND	5.6	ND	5.6	ND	5.6
trans-1,2-Dichloroethene	1.5	ND	1.4	ND	1.3	ND	1.4	ND	5.4	ND	5.2	ND	5.6	ND	5.6	ND	5.6	ND	5.6	ND	5.6
1,1-Dichloroethane	1.1	ND	0.95	ND	0.93	ND	1	ND	5.4	ND	5.2	ND	5.6	ND	5.6	ND	5.6	ND	5.6	ND	5.6
2-Butanone	1.1	ND	0.95	ND	0.93	ND	1	ND	5.4	ND	5.2	ND	5.6	ND	5.6	ND	5.6	ND	5.6	ND	5.6
cis-1,2-Dichloroethene	1.2	ND	1.1	ND	1	ND	1.1	ND	5.4	ND	5.2	ND	5.6	ND	5.6	ND	5.6	ND	5.6	ND	5.6
Chloroform	1.3	ND	1.2	ND	1.1	ND	1.2	ND	5.4	ND	5.2	ND	5.6	ND	5.6	ND	5.6	ND	5.6	ND	5.6
1,1,1-Trichloroethane	6.4	ND	5.7	ND	5.6	ND	6	ND	5.4	ND	5.2	ND	5.6	ND	5.6	ND	5.6	ND	5.6	ND	5.6
Carbon Tetrachloride	1.2	ND	1.1	ND	1	ND	1.1	ND	5.4	ND	5.2	ND	5.6	ND	5.6	ND	5.6	ND	5.6	ND	5.6
Benzene	2.5	ND	2.2	ND	2.2	ND	2.3	ND	5.4	ND	5.2	ND	5.6	ND	5.6	ND	5.6	ND	5.6	ND	5.6
1,2-Dichloroethane	0.94	ND	0.84	ND	0.82	ND	0.89	ND	5.4	ND	5.2	ND	5.6	ND	5.6	ND	5.6	ND	5.6	ND	5.6
Trichloroethene	0.94	ND	0.84	ND	0.82	ND	0.89	ND	5.4	ND	5.2	ND	5.6	ND	5.6	ND	5.6	ND	5.6	ND	5.6
1,2-Dichloropropane	1.1	ND	0.95	ND	0.93	ND	1	ND	5.4	ND	5.2	ND	5.6	ND	5.6	ND	5.6	ND	5.6	ND	5.6
Bromodichloromethane	1.2	ND	1.1	ND	1	ND	1.1	ND	5.4	ND	5.2	ND	5.6	ND	5.6	ND	5.6	ND	5.6	ND	5.6
4-Methyl-2-Pentanone	1.1	ND	0.95	ND	0.93	ND	1	ND	5.4	ND	5.2	ND	5.6	ND	5.6	ND	5.6	ND	5.6	ND	5.6
Toluene	1.3	ND	1.2	ND	1.1	ND	1.2	ND	5.4	ND	5.2	ND	5.6	ND	5.6	ND	5.6	ND	5.6	ND	5.6
t-1,3-Dichloropropene	1.2	ND	1.1	ND	1	ND	1.1	ND	5.4	ND	5.2	ND	5.6	ND	5.6	ND	5.6	ND	5.6	ND	5.6
cis-1,3-Dichloropropene	1.2	ND	1.1	ND	1	ND	1.1	ND	5.4	ND	5.2	ND	5.6	ND	5.6	ND	5.6	ND	5.6	ND	5.6
1,1,2-Trichloroethane	1.3	ND	1.2	ND	1.1	ND	1.2	ND	5.4	ND	5.2	ND	5.6	ND	5.6	ND	5.6	ND	5.6	ND	5.6
2-Hexanone	4.7	ND	4.2	ND	4.1	ND	4.4	ND	5.4	ND	5.2	ND	5.6	ND	5.6	ND	5.6	ND	5.6	ND	5.6
Dibromochloromethane	7.1	ND	6.3	ND	6.2	ND	6.7	ND	5.4	ND	5.2	ND	5.6	ND	5.6	ND	5.6	ND	5.6	ND	5.6
Tetrachloroethene	1.4	ND	1.3	ND	1.2	ND	1.3	ND	5.4	ND	5.2	ND	5.6	ND	5.6	ND	5.6	ND	5.6	ND	5.6
Chlorobenzene	1.2	ND	1.1	ND	1	ND	1.1	ND	5.4	ND	5.2	ND	5.6	ND	5.6	ND	5.6	ND	5.6	ND	5.6
Ethyl Benzene	1.3	ND	1.2	ND	1.1	ND	1.2	ND	5.4	ND	5.2	ND	5.6	ND	5.6	ND	5.6	ND	5.6	ND	5.6
m/p-Xylenes	1.3	ND	1.2	ND	1.1	ND	1.2	ND	5.4	ND	5.2	ND	5.6	ND	5.6	ND	5.6	ND	5.6	ND	5.6
o-Xylene	1.2	ND	1.1	ND	1	ND	1.1	ND	5.4	ND	5.2	ND	5.6	ND	5.6	ND	5.6	ND	5.6	ND	5.6
Styrene	1.6	ND	1.5	ND	1.4	ND	1.6	ND	5.4	ND	5.2	ND	5.6	ND	5.6	ND	5.6	ND	5.6	ND	5.6
Bromoform	3.3	ND	2.9	ND	2.9	ND	3.1	ND	5.4	ND	5.2	ND	5.6	ND	5.6	ND	5.6	ND	5.6	ND	5.6
1,1,2,2-Tetrachloroethane	1.3	ND	1.2	ND	1.1	ND	1.2	ND	5.4	ND	5.2	ND	5.6	ND	5.6	ND	5.6	ND	5.6	ND	5.6

PQL - Practical Quantitation Limit  
 ND - Non detect  
 J - Estimated concentration  
 B - Also within associated blank  
 D - Concentration from secondary dilution

Table C-1 Volatile Organic Compounds  
 NWIRP Bethpage Post Operational Sampling

Client Sample ID Lab Sample ID Sample Collection Date Sample Receipt Date Sample Matrix Units	POSB-38-6062D P2275-06 04/18/2002 04/19/2002 SOIL ug/Kg			POSB-39-1012 P2352-09 04/24/2002 04/24/2002 SOIL ug/Kg			POSB-39-2224 P2352-11 04/24/2002 04/24/2002 SOIL ug/Kg			POSB-39-6062 P2374-01 04/25/2002 04/26/2002 SOIL ug/Kg			POSB-39-6062D P2374-04 04/25/2002 04/26/2002 SOIL ug/Kg			POSB-40-1012 P2275-03 04/18/2002 04/19/2002 SOIL ug/Kg			POSB-40-2224 P2275-04 04/18/2002 04/19/2002 SOIL ug/Kg		
	PQL	CONC	Q	PQL	CONC	Q	PQL	CONC	Q	PQL	CONC	Q	PQL	CONC	Q	PQL	CONC	Q	PQL	CONC	Q
Chloromethane	5.6	ND	1.8	ND	1.8	ND	1.8	ND	1.8	ND	1.8	ND	5.3	ND	5.2	ND					
Vinyl Chloride	5.6	ND	1.1	ND	1	ND	1	ND	1	ND	1	ND	5.3	ND	5.2	ND					
Bromomethane	5.6	ND	1.1	ND	1	ND	1	ND	1	ND	1	ND	5.3	ND	5.2	ND					
Chloroethane	5.6	ND	1.4	ND	1.3	ND	1.3	ND	1.3	ND	1.3	ND	5.3	ND	5.2	ND					
1,1-Dichloroethene	5.6	ND	1.2	ND	1.1	ND	1.1	ND	1.1	ND	1.1	ND	5.3	ND	5.2	ND					
Acetone	5.6	ND	3.8	ND	3.6	ND	3.6	ND	3.6	ND	3.6	ND	5.3	ND	5.2	ND					
Carbon Disulfide	5.6	ND	1.4	ND	1.3	ND	1.3	ND	1.3	ND	1.3	ND	5.3	ND	5.2	ND					
Methylene Chloride	5.6	ND	1.2	ND	1.1	ND	1.1	ND	1.1	ND	1.1	ND	5.3	ND	5.2	ND					
trans-1,2-Dichloroethene	5.6	ND	1.4	ND	1.3	ND	1.3	ND	1.3	ND	1.3	ND	5.3	ND	5.2	ND					
1,1-Dichloroethane	5.6	ND	0.97	ND	0.93	ND	0.93	ND	0.93	ND	0.93	ND	5.3	ND	5.2	ND					
2-Butanone	5.6	ND	0.97	ND	0.93	ND	0.93	ND	0.93	ND	0.93	ND	5.3	ND	5.2	ND					
cis-1,2-Dichloroethene	5.6	ND	1.1	ND	1	ND	1	ND	1	ND	1	ND	5.3	ND	5.2	ND					
Chloroform	5.6	ND	1.2	ND	1.1	ND	1.1	ND	1.1	ND	1.1	ND	5.3	ND	5.2	ND					
1,1,1-Trichloroethane	5.6	ND	5.8	ND	5.6	ND	5.6	ND	5.6	ND	5.6	ND	5.3	ND	5.2	ND					
Carbon Tetrachloride	5.6	ND	1.1	ND	1	ND	1	ND	1	ND	1	ND	5.3	ND	5.2	ND					
Benzene	5.6	ND	2.3	ND	2.2	ND	2.2	ND	2.2	ND	2.2	ND	5.3	ND	5.2	ND					
1,2-Dichloroethane	5.6	ND	0.86	ND	0.82	ND	0.82	ND	0.82	ND	0.82	ND	5.3	ND	5.2	ND					
Trichloroethene	5.6	ND	0.86	ND	0.82	ND	0.82	ND	0.82	ND	0.82	ND	5.3	ND	5.2	ND					
1,2-Dichloropropane	5.6	ND	0.97	ND	0.93	ND	0.93	ND	0.93	ND	0.93	ND	5.3	ND	5.2	ND					
Bromodichloromethane	5.6	ND	1.1	ND	1	ND	1	ND	1	ND	1	ND	5.3	ND	5.2	ND					
4-Methyl-2-Pentanone	5.6	ND	0.97	ND	0.93	ND	0.93	ND	0.93	ND	0.93	ND	5.3	ND	5.2	ND					
Toluene	5.6	ND	1.2	ND	1.1	ND	1.1	ND	1.1	ND	1.1	ND	5.3	ND	5.2	ND					
t-1,3-Dichloropropene	5.6	ND	1.1	ND	1	ND	1	ND	1	ND	1	ND	5.3	ND	5.2	ND					
cis-1,3-Dichloropropene	5.6	ND	1.1	ND	1	ND	1	ND	1	ND	1	ND	5.3	ND	5.2	ND					
1,1,2-Trichloroethane	5.6	ND	1.2	ND	1.1	ND	1.1	ND	1.1	ND	1.1	ND	5.3	ND	5.2	ND					
2-Hexanone	5.6	ND	4.3	ND	4.1	ND	4.1	ND	4.1	ND	4.1	ND	5.3	ND	5.2	ND					
Dibromochloromethane	5.6	ND	6.5	ND	6.2	ND	6.2	ND	6.2	ND	6.2	ND	5.3	ND	5.2	ND					
Tetrachloroethene	5.6	ND	1.3	ND	1.2	ND	1.2	ND	1.2	ND	1.2	ND	5.3	ND	5.2	ND					
Chlorobenzene	5.6	ND	1.1	ND	1	ND	1	ND	1	ND	1	ND	5.3	ND	5.2	ND					
Ethyl Benzene	5.6	ND	1.2	ND	1.1	ND	1.1	ND	1.1	ND	1.1	ND	5.3	ND	5.2	ND					
m/p-Xylenes	5.6	ND	1.2	ND	1.1	ND	1.1	ND	1.1	ND	1.1	ND	5.3	ND	5.2	ND					
o-Xylene	5.6	ND	1.1	ND	1	ND	1	ND	1	ND	1	ND	5.3	ND	5.2	ND					
Styrene	5.6	ND	1.5	ND	1.4	ND	1.4	ND	1.4	ND	1.4	ND	5.3	ND	5.2	ND					
Bromoform	5.6	ND	3	ND	2.9	ND	2.9	ND	2.9	ND	2.9	ND	5.3	ND	5.2	ND					
1,1,2,2-Tetrachloroethane	5.6	ND	1.2	ND	1.1	ND	1.1	ND	1.1	ND	1.1	ND	5.3	ND	5.2	ND					

PQL - Practical Quantitation Limit  
 ND - Non detect  
 J - Estimated concentration  
 B - Also within associated blank  
 D - Concentration from secondary dilution

Table C-1 Volatile Organic Compounds  
 NWIRP Bethpage Post Operational Sampling

Client Sample ID Lab Sample ID Sample Collection Date Sample Receipt Date Sample Matrix Units	POSB-40-4850 P2275-08 04/18/2002 04/19/2002 SOIL ug/Kg			POSB-41-1012 P2112-07 04/08/2002 04/09/2002 SOIL ug/Kg			POSB-41-2224 P2112-08 04/08/2002 04/09/2002 SOIL ug/Kg			POSB-41-6062 P2126-02 04/09/2002 04/10/2002 SOIL ug/Kg			POSB-42-1012 P2352-07 04/24/2002 04/24/2002 SOIL ug/Kg			POSB-42-2224 P2352-08 04/24/2002 04/24/2002 SOIL ug/Kg			POSB-42-6062 P2352-12 04/24/2002 04/24/2002 SOIL ug/Kg		
	PQL	CONC	Q	PQL	CONC	Q	PQL	CONC	Q	PQL	CONC	Q	PQL	CONC	Q	PQL	CONC	Q	PQL	CONC	Q
Chloromethane	5.3	ND	5.8	ND	5.1	ND	3.5	ND	1.8	ND	1.8	ND	1.9	ND							
Vinyl Chloride	5.3	ND	5.8	ND	5.1	ND	2.3	ND	1	ND	1	ND	1.1	ND							
Bromomethane	5.3	ND	5.8	ND	5.1	ND	2.4	ND	1	ND	1	ND	1.1	ND							
Chloroethane	5.3	ND	5.8	ND	5.1	ND	2.8	ND	1.3	ND	1.4	ND	1.4	ND							
1,1-Dichloroethene	5.3	ND	5.8	ND	5.1	ND	2	ND	1.1	ND	1.1	ND	1.2	ND							
Acetone	5.3	ND	5.8	ND	5.1	ND	7.1	ND	3.6	ND	3.6	ND	3.9	ND							
Carbon Disulfide	5.3	ND	5.8	ND	5.1	ND	1.2	ND	1.3	ND	1.4	ND	1.4	ND							
Methylene Chloride	5.3	ND	5.8	3	JB	5.1	2.4	JB	1.2	2	B	1.1	ND	1.2	ND						
trans-1,2-Dichloroethene	5.3	ND	5.8	ND	5.1	ND	2.1	ND	1.3	ND	1.4	ND	1.4	ND							
1,1-Dichloroethane	5.3	ND	5.8	ND	5.1	ND	1.2	ND	0.93	ND	0.94	ND	1	ND							
2-Butanone	5.3	ND	5.8	ND	5.1	ND	6.9	ND	0.93	ND	0.94	ND	1	ND							
cis-1,2-Dichloroethene	5.3	ND	5.8	ND	5.1	ND	2.2	ND	1	ND	1	ND	1.1	ND							
Chloroform	5.3	ND	5.8	ND	5.1	ND	1.2	ND	1.1	ND	1.1	ND	1.2	ND							
1,1,1-Trichloroethane	5.3	ND	5.8	ND	5.1	ND	1.8	ND	5.6	ND	5.6	ND	6	ND							
Carbon Tetrachloride	5.3	ND	5.8	ND	5.1	ND	1.3	ND	1	ND	1	ND	1.1	ND							
Benzene	5.3	ND	5.8	ND	5.1	ND	1.2	ND	2.2	ND	2.2	ND	2.3	ND							
1,2-Dichloroethane	5.3	ND	5.8	ND	5.1	ND	3	ND	0.82	ND	0.83	ND	0.89	ND							
Trichloroethene	5.3	ND	5.8	ND	5.1	ND	3.4	ND	0.82	ND	0.83	ND	0.89	ND							
1,2-Dichloropropane	5.3	ND	5.8	ND	5.1	ND	4.4	ND	0.93	ND	0.94	ND	1	ND							
Bromodichloromethane	5.3	ND	5.8	ND	5.1	ND	1.2	ND	1	ND	1	ND	1.1	ND							
4-Methyl-2-Pentanone	5.3	ND	5.8	ND	5.1	ND	3.7	ND	0.93	ND	0.94	ND	1	ND							
Toluene	5.3	ND	5.8	ND	5.1	ND	1.5	ND	1.1	ND	1.1	ND	1.2	ND							
t-1,3-Dichloropropene	5.3	ND	5.8	ND	5.1	ND	2	ND	1	ND	1	ND	1.1	ND							
cis-1,3-Dichloropropene	5.3	ND	5.8	ND	5.1	ND	1.2	ND	1	ND	1	ND	1.1	ND							
1,1,2-Trichloroethane	5.3	ND	5.8	ND	5.1	ND	1.3	ND	1.1	ND	1.1	ND	1.2	ND							
2-Hexanone	5.3	ND	5.8	ND	5.1	ND	15	ND	4.1	ND	4.2	ND	4.4	ND							
Dibromochloromethane	5.3	ND	5.8	ND	5.1	ND	1.2	ND	6.2	ND	6.2	ND	6.7	ND							
Tetrachloroethene	5.3	1.2	J	5.8	ND	5.1	2	ND	1.2	ND	1.2	ND	1.3	ND							
Chlorobenzene	5.3	ND	5.8	ND	5.1	ND	1.2	ND	1	ND	1	ND	1.1	ND							
Ethyl Benzene	5.3	ND	5.8	ND	5.1	ND	1.8	ND	1.1	ND	1.1	ND	1.2	ND							
m/p-Xylenes	5.3	ND	5.8	ND	5.1	ND	1.9	ND	1.1	ND	1.1	ND	1.2	ND							
o-Xylene	5.3	ND	5.8	ND	5.1	ND	2	ND	1	ND	1	ND	1.1	ND							
Styrene	5.3	ND	5.8	ND	5.1	ND	1.2	ND	1.4	ND	1.5	ND	1.6	ND							
Bromoform	5.3	ND	5.8	ND	5.1	ND	1.2	ND	2.9	ND	2.9	ND	3.1	ND							
1,1,2,2-Tetrachloroethane	5.3	ND	5.8	ND	5.1	ND	2.7	ND	1.1	ND	1.1	ND	1.2	ND							

PQL - Practical Quantitation Limit  
 ND - Non detect  
 J - Estimated concentration  
 B - Also within associated blank  
 D - Concentration from secondary dilution

Table C-1 Volatile Organic Compounds  
 NWIRP Bethpage Post Operational Sampling

Client Sample ID Lab Sample ID Sample Collection Date Sample Receipt Date Sample Matrix Units	
Chloromethane Vinyl Chloride Bromomethane Chloroethane 1,1-Dichloroethene Acetone Carbon Disulfide Methylene Chloride trans-1,2-Dichloroethene 1,1-Dichloroethane 2-Butanone cis-1,2-Dichloroethene Chloroform 1,1,1-Trichloroethane Carbon Tetrachloride Benzene 1,2-Dichloroethane Trichloroethene 1,2-Dichloropropane Bromodichloromethane 4-Methyl-2-Pentanone Toluene t-1,3-Dichloropropene cis-1,3-Dichloropropene 1,1,2-Trichloroethane 2-Hexanone Dibromochloromethane Tetrachloroethene Chlorobenzene Ethyl Benzene m/p-Xylenes o-Xylene Styrene Bromoform 1,1,2,2-Tetrachloroethane	Intentionally Left Blank

PQL - Practical Quantitation Limit  
 ND - Non detect  
 J - Estimated concentration  
 B - Also within associated blank  
 D - Concentration from secondary dilution

Table C-2 Polychlorinated Biphenyls (PCBs)  
 NWIRP Bethpage Post Operational Sampling

Client Sample ID Lab Sample ID Sample Collection Date Sample Receipt Date Sample Matrix Units	POSB-1-1012 P2337-01			POSB-1-2224 P2337-02			POSB-1-6062 P2337-06			POSB-2-1012 P2337-03			POSB-2-2022 P2337-04		
	PQL	CONC	Q	PQL	CONC	Q	PQL	CONC	Q	PQL	CONC	Q	PQL	CONC	Q
Aroclor-1016	56	ND		5.3	ND		5.8	ND		5200	ND		5800	ND	
Aroclor-1221	14	ND		1.3	ND		1.5	ND		1300	ND		1400	ND	
Aroclor-1232	87	ND		8.1	ND		9	ND		8000	ND		8900	ND	
Aroclor-1242	24	ND		2.2	ND		2.5	37		2200	180000		2400	230000	
Aroclor-1248	60	3000		5.6	62		6.2	ND		5500	ND		6100	ND	
Aroclor-1254	110	ND		11	ND		12	ND		11000	ND		12000	ND	
Aroclor-1260	22	ND		2	ND		2.2	ND		2000	ND		2200	ND	

PQL - Practical Quantitation Limit

ND - Non Detect

J - Estimated Concentration

P - Compound had >25% difference in concentration between two GC columns

Table C-2 Polychlorinated Biphenyls (PCBs)  
 NWIRP Bethpage Post Operational Sampling

Client Sample ID Lab Sample ID Sample Collection Date Sample Receipt Date Sample Matrix Units	POSB-2-5254 P2337-05 04/23/2002 04/24/2002 SOIL ug/kg			POSB-3-1012 P2126-03 04/09/2002 04/10/2002 SOIL ug/Kg			POSB-3-2224 P2126-04 04/09/2002 04/10/2002 SOIL ug/Kg			POSB-3-6062 P2126-07 04/09/2002 04/10/2002 SOIL ug/Kg			POSB-4-6062 P2083-01 04/05/2002 04/05/2002 SOIL ug/Kg			POSB-4-6062D P2083-02 04/05/2002 04/05/2002 SOIL ug/Kg			POSB-5-1012 P2275-13 04/18/2002 04/19/2002 SOIL ug/Kg		
	PQL	CONC	Q	PQL	CONC	Q	PQL	CONC	Q	PQL	CONC	Q	PQL	CONC	Q	PQL	CONC	Q	PQL	CONC	Q
Aroclor-1016	5400	ND	55	ND	56	ND	5.8	ND	5.4	ND	5.3	ND	5.3	ND	5.4	ND					
Aroclor-1221	1400	ND	14	ND	14	ND	1.4	ND	1.3	ND	1.3	ND	1.3	ND	1.4	ND					
Aroclor-1232	8400	ND	85	ND	85	ND	8.9	ND	8.3	ND	8.2	ND	8.2	ND	8.3	ND					
Aroclor-1242	2300	240000	23	ND	23	ND	2.4	ND	2.3	ND	2.3	ND	2.3	ND	2.3	ND					98
Aroclor-1248	5800	ND	59	1800	59	730	6.1	ND	5.7	ND	5.7	ND	5.7	ND	5.7	ND					ND
Aroclor-1254	11000	ND	110	ND	110	ND	12	ND	11	ND	11	ND	11	ND	11	ND					ND
Aroclor-1260	2100	ND	21	ND	21	ND	2.2	ND	2.1	ND	2.1	ND	2.1	ND	2.1	ND					ND

PQL - Practical Quantitation Limit

ND - Non Detect

J - Estimated Concentration

P - Compound had >25% difference in concentration between two GC columns



Table C-2 Polychlorinated Biphenyls (PCBs)  
 NWIRP Bethpage Post Operational Sampling

Client Sample ID Lab Sample ID Sample Collection Date Sample Receipt Date Sample Matrix Units	POSB-5-2224 P2275-14			POSB-5-5254 P2275-15			POSB-6-1012 P2083-09			POSB-6-2224 P2112-02			POSB-6-6062 P2112-04			POSB-7-1012 P2220-10			POSB-7-2224 P2220-11		
	PQL	CONC	Q	PQL	CONC	Q	PQL	CONC	Q	PQL	CONC	Q	PQL	CONC	Q	PQL	CONC	Q	PQL	CONC	Q
Aroclor-1016	5.3	ND		5.5	ND		5.2	ND		5.4	ND		5.9	ND		1.8	ND		1.8	ND	
Aroclor-1221	1.3	ND		1.4	ND		1.3	ND		1.3	ND		1.5	ND		0.44	ND		0.45	ND	
Aroclor-1232	8.1	ND		8.4	ND		8.1	ND		8.3	ND		9.1	ND		2.7	ND		2.8	ND	
Aroclor-1242	2.2	53		2.3	ND		2.2	ND		2.3	ND		2.5	ND		0.75	2700		0.77	700	
Aroclor-1248	5.6	ND		5.8	ND		5.5	ND		5.7	ND		6.3	ND		1.9	ND		1.9	ND	
Aroclor-1254	11	ND		11	ND		11	ND		11	ND		12	ND		3.6	ND		3.7	ND	
Aroclor-1260	2	ND		2.1	ND		2	ND		2.1	ND		2.3	ND		0.68	ND		0.7	ND	

PQL - Practical Quantitation Limit

ND - Non Detect

J - Estimated Concentration

P - Compound had >25% difference in concentration between two GC columns

Table C-2 Polychlorinated Biphenyls (PCBs)  
 NWIRP Bethpage Post Operational Sampling

Client Sample ID Lab Sample ID Sample Collection Date Sample Receipt Date Sample Matrix Units	POSB-7-5860 P2243-01 04/17/2002 04/18/2002 SOIL mg/Kg			POSB-8-1012 P2033-04 04/02/2002 04/03/2002 SOIL ug/Kg			POSB-8-1012DL P2033-04DL 04/02/2002 04/03/2002 SOIL ug/Kg			POSB-8-2224 P2033-05 04/02/2002 04/03/2002 SOIL ug/Kg			POSB-8-6062 P2053-01 04/03/2002 04/04/2002 Solid UG/L			POSB-9-1012 P2157-11 04/11/2002 04/12/2002 SOIL ug/kg			POSB-9-2022 P2157-12 04/11/2002 04/12/2002 SOIL ug/kg		
	PQL	CONC	Q	PQL	CONC	Q	PQL	CONC	Q	PQL	CONC	Q	PQL	CONC	Q	PQL	CONC	Q	PQL	CONC	Q
Aroclor-1016	0.18	ND		5.3	ND		53	ND		5.3	ND		6.3	ND		55	ND		53	ND	
Aroclor-1221	0.05	ND		1.3	ND		13	ND		1.3	ND		1.6	ND		14	ND		13	ND	
Aroclor-1232	0.28	ND		8.2	ND		82	ND		8.2	ND		9.7	ND		84	ND		82	ND	
Aroclor-1242	0.08	ND		2.3	ND		23	ND		2.3	ND		2.7	ND		23	ND		23	ND	
Aroclor-1248	0.19	ND		5.7	ND		5.7	790		5.6	ND		6.6	ND		58	2700		56	630	
Aroclor-1254	0.37	ND		11	220	P	110	ND		11	ND		13	ND		11	ND		11	ND	
Aroclor-1260	0.07	ND		2.1	150		21	ND		2	ND		2.4	ND		21	ND		20	ND	

PQL - Practical Quantitation Limit

ND - Non Detect

J - Estimated Concentration

P - Compound had >25% difference in concentration between two GC columns

Table C-2 Polychlorinated Biphenyls (PCBs)  
 NWIRP Bethpage Post Operational Sampling

Client Sample ID Lab Sample ID Sample Collection Date Sample Receipt Date Sample Matrix Units	POSB-9-6062 P2175-01 04/12/2002 04/12/2002 SOIL ug/Kg			POSB-10-1012 P2083-08 04/05/2002 04/05/2002 SOIL ug/Kg			POSB-10-2224 P2112-01 04/08/2002 04/09/2002 SOIL ug/Kg			POSB-10-4042 P2112-03 04/08/2002 04/09/2002 SOIL ug/Kg			POSB-11-1012 P2112-05 04/08/2002 04/09/2002 SOIL ug/Kg			POSB-11-2224 P2112-06 04/08/2002 04/09/2002 SOIL ug/Kg			POSB-11-4850 P2126-01 04/09/2002 04/10/2002 SOIL ug/Kg		
	PQL	CONC	Q	PQL	CONC	Q	PQL	CONC	Q	PQL	CONC	Q	PQL	CONC	Q	PQL	CONC	Q	PQL	CONC	Q
Aroclor-1016	5.4	ND		55	ND		58	ND		5.6	ND		5.3	ND		5.4	ND		5.5	ND	
Aroclor-1221	1.4	ND		14	ND		15	ND		1.4	ND		1.3	ND		1.4	ND		1.4	ND	
Aroclor-1232	8.4	ND		85	ND		89	ND		8.6	ND		8.1	ND		8.3	ND		8.5	ND	
Aroclor-1242	2.3	68		23	ND		25	ND		2.4	ND		2.2	ND		2.3	ND		2.3	ND	
Aroclor-1248	5.8	ND		58	1100	P	61	1500		5.9	110		5.6	ND		5.7	60		5.8	67	P
Aroclor-1254	11	ND		110	ND		120	ND		11	ND		11	ND		11	ND		11	ND	
Aroclor-1260	2.1	ND		21	ND		22	ND		2.2	ND		2	ND		2.1	ND		2.1	ND	

PQL - Practical Quantitation Limit

ND - Non Detect

J - Estimated Concentration

P - Compound had >25% difference in concentration between two GC columns

Table C-2 Polychlorinated Biphenyls (PCBs)  
 NWIRP Bethpage Post Operational Sampling

Client Sample ID Lab Sample ID Sample Collection Date Sample Receipt Date Sample Matrix Units	POSB-12-1012 P2220-01 04/16/2002 04/17/2002 SOIL ug/Kg			POSB-12-1012D P2220-02 04/16/2002 04/17/2002 SOIL ug/Kg			POSB-12-2224 P2220-03 04/16/2002 04/17/2002 SOIL ug/Kg			POSB-12-6062 P2220-09 04/16/2002 04/17/2002 SOIL ug/Kg			POSB-13-1012 P2126-10 04/09/2002 04/10/2002 SOIL ug/Kg			POSB-13-2224 P2126-13 04/09/2002 04/10/2002 SOIL ug/Kg			POSB-13-2224D P2126-14 04/09/2002 04/10/2002 SOIL ug/Kg		
	PQL	CONC	Q	PQL	CONC	Q	PQL	CONC	Q	PQL	CONC	Q	PQL	CONC	Q	PQL	CONC	Q	PQL	CONC	Q
Aroclor-1016	190	ND		190	ND		1.8	ND	0.2	ND		540	ND	5.3	ND	54	ND				
Aroclor-1221	47	ND		47	ND		0.45	ND	0.05	ND		130	ND	1.3	ND	13	ND				
Aroclor-1232	290	ND		290	ND		2.7	ND	0.31	ND		830	ND	8.2	ND	83	ND				
Aroclor-1242	80	36000		80	81000		0.76	560	0.08	ND		230	ND	2.2	ND	23	ND				
Aroclor-1248	200	ND		200	ND		1.9	ND	0.21	ND		570	5500	5.6	72	57	860				
Aroclor-1254	390	ND		380	ND		3.6	ND	0.4	ND		1100	ND	11	ND	110	ND				
Aroclor-1260	73	ND		72	ND		0.69	ND	0.08	ND		210	ND	2	ND	21	ND				

PQL - Practical Quantitation Limit

ND - Non Detect

J - Estimated Concentration

P - Compound had >25% difference in concentration between two GC columns

Table C-2 Polychlorinated Biphenyls (PCBs)  
 NWIRP Bethpage Post Operational Sampling

Client Sample ID Lab Sample ID Sample Collection Date Sample Receipt Date Sample Matrix Units	POSB-13-6062 P2143-03			POSB-15-1012 P2220-06			POSB-15-2022 P2220-07			POSB-15-6264 P2220-08			POSB-16-1012 P2352-01			POSB-16-2224 P2352-02			POSB-16-6062 P2352-05		
	PQL	CONC	Q	PQL	CONC	Q	PQL	CONC	Q	PQL	CONC	Q	PQL	CONC	Q	PQL	CONC	Q	PQL	CONC	Q
Aroclor-1016	6300	ND	200	ND	18	ND	0.18	ND	57	ND	5.4	ND	5.8	ND							
Aroclor-1221	1600	ND	49	ND	4.5	ND	0.05	ND	14	ND	1.3	ND	1.5	ND							
Aroclor-1232	9600	ND	300	ND	28	ND	0.28	ND	88	ND	8.3	ND	9	ND							
Aroclor-1242	2600	310000	83	74000	7.6	13000	P 0.08	ND	24	ND	2.3	27	P 2.5	ND							
Aroclor-1248	6600	ND	210	ND	19	ND	0.19	ND	60	2400	5.7	ND	6.2	ND							
Aroclor-1254	13000	ND	400	ND	37	ND	0.37	ND	120	1300	11	ND	12	ND							
Aroclor-1260	24000	ND	75	ND	6.9	ND	0.07	ND	22	ND	2.1	ND	2.2	ND							

PQL - Practical Quantitation Limit

ND - Non Detect

J - Estimated Concentration

P - Compound had >25% difference in concentration between two GC columns

Table C-2 Polychlorinated Biphenyls (PCBs)  
 NWIRP Bethpage Post Operational Sampling

Client Sample ID Lab Sample ID Sample Collection Date Sample Receipt Date Sample Matrix Units	POSB-17-1517 P2053-02			POSB-17-2729 P2053-03			POSB-17-6567 P2053-04			POSB-18-1012 P2337-09			POSB-18-2224 P2337-10			POSB-18-6062 P2337-11			POSB-19-1012 P2071-04		
	PQL	CONC	Q	PQL	CONC	Q	PQL	CONC	Q	PQL	CONC	Q	PQL	CONC	Q	PQL	CONC	Q	PQL	CONC	Q
Aroclor-1016	5.5	ND	54	ND	5.5	ND	5.5	ND	5.4	ND	5.5	ND	5.5	ND	5.5	ND	5.5	ND			
Aroclor-1221	1.4	ND	14	ND	1.4	ND	1.4	ND	1.3	ND	1.4	ND	1.4	ND	1.4	ND	1.4	ND			
Aroclor-1232	8.5	ND	83	ND	8.4	ND	8.4	ND	8.3	ND	8.5	ND	8.4	ND	8.4	ND	8.4	ND			
Aroclor-1242	2.3	ND	23	ND	2.3	ND	2.3	100	2.3	ND	2.3	ND	2.3	ND	2.3	ND	2.3	ND			
Aroclor-1248	5.8	ND	57	610	5.8	ND	5.8	ND	5.7	260	5.8	ND	5.8	ND	5.8	ND	5.8	ND			
Aroclor-1254	11	ND	110	ND	11	ND	11	ND	11	ND	11	ND	11	ND	11	ND	11	ND			
Aroclor-1260	2.1	ND	21	ND	2.1	ND	2.1	ND	2.1	ND	2.1	ND	2.1	ND	2.1	ND	2.1	ND			

PQL - Practical Quantitation Limit

ND - Non Detect

J - Estimated Concentration

P - Compound had >25% difference in concentration between two GC columns

Table C-2 Polychlorinated Biphenyls (PCBs)  
 NWIRP Bethpage Post Operational Sampling

Client Sample ID Lab Sample ID Sample Collection Date Sample Receipt Date Sample Matrix Units	POSB-19-2022 P2071-05			POSB-19-6062 P2071-06			POSB-20-1012 P2157-02			POSB-20-2022 P2157-03			POSB-20-6062 P2157-04			POSB-21-1012 P2071-01			POSB-21-2224 P2071-02		
	PQL	CONC	Q	PQL	CONC	Q	PQL	CONC	Q	PQL	CONC	Q	PQL	CONC	Q	PQL	CONC	Q	PQL	CONC	Q
Aroclor-1016	5.4	ND		5.8	ND		5.5	ND		5.9	ND		5.4	ND		5.7	ND		5.2	ND	
Aroclor-1221	1.4	ND		1.5	ND		1.4	ND		1.5	ND		1.3	ND		1.4	ND		1.3	ND	
Aroclor-1232	8.3	ND		8.9	ND		8.5	ND		9	ND		8.3	ND		8.8	ND		8.1	ND	
Aroclor-1242	2.3	ND		2.5	ND		2.3	ND		2.5	ND		2.3	ND		2.4	ND		2.2	ND	
Aroclor-1248	5.7	ND		6.1	ND		5.9	210		6.2	ND		5.7	45		6.0	ND		5.5	ND	
Aroclor-1254	11	ND		12	ND		11	ND		12	ND		11	ND		12	ND		11	ND	
Aroclor-1260	2.1	ND		2.2	ND		2.1	ND		2.3	ND		2.1	ND		2.2	ND		2.0	ND	

PQL - Practical Quantitation Limit

ND - Non Detect

J - Estimated Concentration

P - Compound had >25% difference in concentration between two GC columns

Table C-2 Polychlorinated Biphenyls (PCBs)  
 NWIRP Bethpage Post Operational Sampling

Client Sample ID Lab Sample ID Sample Collection Date Sample Receipt Date Sample Matrix Units	POSB-21-3436			POSB-22-1012			POSB-22-2224			POSB-22-6062			POSB-23-1012		
	PQL	CONC	Q	PQL	CONC	Q	PQL	CONC	Q	PQL	CONC	Q	PQL	CONC	Q
Aroclor-1016	5.8	ND		56	ND		5.3	ND		5.5	ND		6	ND	
Aroclor-1221	1.5	ND		14	ND		1.3	ND		1.4	ND		1.5	ND	
Aroclor-1232	8.9	ND		85	ND		8.2	ND		8.4	ND		9.2	ND	
Aroclor-1242	2.5	ND		23	1200		2.3	ND		2.3	ND		2.5	ND	
Aroclor-1248	6.1	320		59	ND		5.6	ND		5.8	ND		6.4	ND	
Aroclor-1254	12	150		110	ND		11	ND		11	ND		12	ND	
Aroclor-1260	2.2	ND		21	ND		2	ND		2.1	ND		2.3	ND	

PQL - Practical Quantitation Limit

ND - Non Detect

J - Estimated Concentration

P - Compound had >25% difference in concentration between two GC columns



Table C-2 Polychlorinated Biphenyls (PCBs)  
 NWIRP Bethpage Post Operational Sampling

Client Sample ID Lab Sample ID Sample Collection Date Sample Receipt Date Sample Matrix Units	POSB-23-2224 P2033-02 04/02/2002 04/03/2002 SOIL ug/Kg			POSB-23-5456 P2033-03 04/02/2002 04/03/2002 SOIL ug/Kg			POSB-24-1012 P2157-08 04/11/2002 04/12/2002 SOIL ug/kg			POSB-24-2022 P2157-09 04/11/2002 04/12/2002 SOIL ug/kg			POSB-24-6062 P2157-10 04/11/2002 04/12/2002 SOIL ug/kg			POSB-25-1012 P2196-01 04/15/2002 04/16/2002 SOIL Ug/Kg			POSB-25-2022 P2196-02 04/15/2002 04/16/2002 SOIL Ug/Kg		
	PQL	CONC	Q	PQL	CONC	Q	PQL	CONC	Q	PQL	CONC	Q	PQL	CONC	Q	PQL	CONC	Q	PQL	CONC	Q
Aroclor-1016	5.3	ND		6	ND		55	ND		57	ND		5.6	ND		56	ND		54	ND	
Aroclor-1221	1.3	ND		1.5	ND		14	ND		14	ND		1.4	ND		14	ND		13	ND	
Aroclor-1232	8.1	ND		9.3	ND		85	ND		88	ND		8.7	ND		85	ND		83	ND	
Aroclor-1242	2.2	ND		2.5	ND		23	ND		24	ND		2.4	ND		23	1300	P	23	630	
Aroclor-1248	5.6	31	P	6.4	ND		59	3300		60	3000		6	37		59	ND		57	ND	
Aroclor-1254	11	ND		12	ND		110	ND		120	ND		11	ND		110	ND		110	ND	
Aroclor-1260	2	ND		2.3	180		21	ND		22	ND		2.2	ND		21	ND		21	ND	

PQL - Practical Quantitation Limit

ND - Non Detect

J - Estimated Concentration

P - Compound had >25% difference in concentration between two GC columns

Table C-2 Polychlorinated Biphenyls (PCBs)  
 NWIRP Bethpage Post Operational Sampling

Client Sample ID Lab Sample ID Sample Collection Date Sample Receipt Date Sample Matrix Units	POSB-25-6264 P2196-03 04/15/2002 04/16/2002 SOIL Ug/Kg			POSB-26-1012 P2337-07 04/23/2002 04/24/2002 SOIL ug/kg			POSB-26-2022 P2337-08 04/23/2002 04/24/2002 SOIL ug/kg			POSB-26-6062 P2337-12 04/23/2002 04/24/2002 SOIL ug/kg			POSB-27-6062 P2083-06 04/05/2002 04/05/2002 SOIL ug/Kg			POSB-28-1012 P2282-03 04/19/2002 04/19/2002 SOIL UG/KG			POSB-28-2022 P2282-04 04/19/2002 04/19/2002 SOIL UG/KG		
	PQL	CONC	Q	PQL	CONC	Q	PQL	CONC	Q	PQL	CONC	Q	PQL	CONC	Q	PQL	CONC	Q	PQL	CONC	Q
Aroclor-1016	5.5	ND		550	ND	54	ND	5.5	ND	5.4	ND	5.4	ND	5.4	ND	5.4	ND	5.4	ND		
Aroclor-1221	1.4	ND		140	ND	13	ND	1.4	ND	1.3	ND	1.3	ND	1.3	ND	1.3	ND	1.4	ND		
Aroclor-1232	8.4	ND		850	ND	83	ND	8.4	ND	8.3	ND	8.2	ND	8.2	ND	8.3	ND	8.3	ND		
Aroclor-1242	2.3	ND		230	18000	23	1000	2.3	20	P	2.3	ND	2.3	67	2.3	42	ND	2.3	42		
Aroclor-1248	5.8	ND		580	ND	57	ND	5.8	ND	5.7	ND	5.7	ND	5.7	ND	5.7	ND	5.7	ND		
Aroclor-1254	11	ND		1100	ND	110	ND	11	ND	11	ND	11	ND	11	ND	11	ND	11	ND		
Aroclor-1260	2.1	ND		210	ND	21	ND	2.1	ND	2.1	ND	2.1	ND	2.1	ND	2.1	ND	2.1	ND		

PQL - Practical Quantitation Limit

ND - Non Detect

J - Estimated Concentration

P - Compound had >25% difference in concentration between two GC columns

Table C-2 Polychlorinated Biphenyls (PCBs)  
 NWIRP Bethpage Post Operational Sampling

Client Sample ID Lab Sample ID Sample Collection Date Sample Receipt Date Sample Matrix Units	POSB-28-6264			POSB-29-1012			POSB-29-2022			POSB-29-6062			POSB-30-1012			POSB-30A-5658			POSB-30A-5658		
	PQL	CONC	Q	PQL	CONC	Q	PQL	CONC	Q	PQL	CONC	Q	PQL	CONC	Q	PQL	CONC	Q	PQL	CONC	Q
Aroclor-1016	5.6	ND		560	ND		55	ND		5.3	ND		5.3	ND		5.3	ND		5.5	ND	
Aroclor-1221	1.4	ND		140	ND		14	ND		1.3	ND		1.3	ND		1.3	ND		1.4	ND	
Aroclor-1232	8.6	ND		870	ND		84	ND		8.2	ND		8.1	ND		8.1	ND		8.4	ND	
Aroclor-1242	2.4	340		240	ND		23	ND		2.3	ND		2.2	ND		2.3	ND		2.3	ND	
Aroclor-1248	5.9	ND		600	8600	P	58	1500		5.7	99		5.6	ND		5.6	ND		5.8	ND	
Aroclor-1254	11	ND		1100	ND		110	ND		11	ND		11	ND		11	ND		11	ND	
Aroclor-1260	2.2	ND		220	ND		21	ND		2.1	ND		2	ND		2.1	ND		2.1	ND	

PQL - Practical Quantitation Limit

ND - Non Detect

J - Estimated Concentration

P - Compound had >25% difference in concentration between two GC columns

Table C-2 Polychlorinated Biphenyls (PCBs)  
 NWIRP Bethpage Post Operational Sampling

Client Sample ID Lab Sample ID Sample Collection Date Sample Receipt Date Sample Matrix Units	POSB-31-1012 P2126-05 04/09/2002 04/10/2002 SOIL ug/Kg			POSB-31-2224 P2126-06 04/09/2002 04/10/2002 SOIL ug/Kg			POSB-31-6062 P2126-08 04/09/2002 04/10/2002 SOIL ug/Kg			POSB-32-1012 P2243-03 04/17/2002 04/18/2002 SOIL ug/Kg			POSB-32-2224 P2243-04 04/17/2002 04/18/2002 SOIL ug/Kg			POSB-32-6062 P2243-08 04/17/2002 04/18/2002 SOIL ug/Kg			POSB-33-1012 P2275-09 04/18/2002 04/19/2002 SOIL ug/Kg		
	PQL	CONC	Q	PQL	CONC	Q	PQL	CONC	Q	PQL	CONC	Q	PQL	CONC	Q	PQL	CONC	Q	PQL	CONC	Q
Aroclor-1016	5.5	ND		5.4	ND		5.5	ND		1.8	ND		0.18	ND		0.18	ND		5500	ND	
Aroclor-1221	1.4	ND		1.3	ND		1.4	ND		0.45	ND		0.04	ND		0.05	ND		1400	ND	
Aroclor-1232	8.4	ND		8.2	ND		8.4	ND		2.8	ND		0.27	ND		0.28	ND		8400	ND	
Aroclor-1242	2.3	ND		2.3	ND		2.3	ND		0.77	ND		0.08	33		0.08	ND		2300	110000	
Aroclor-1248	5.8	ND		5.7	ND		5.8	ND		1.9	910		0.19	ND		0.19	ND		5800	ND	
Aroclor-1254	11	ND		11	ND		11	ND		3.7	ND		0.36	ND		0.37	ND		11000	ND	
Aroclor-1260	2.1	ND		2.1	ND		2.1	ND		0.7	ND		0.07	ND		0.07	ND		2100	ND	

PQL - Practical Quantitation Limit

ND - Non Detect

J - Estimated Concentration

P - Compound had >25% difference in concentration between two GC columns

Table C-2 Polychlorinated Biphenyls (PCBs)  
 NWIRP Bethpage Post Operational Sampling

Client Sample ID Lab Sample ID Sample Collection Date Sample Receipt Date Sample Matrix Units	POSB-33-2224 P2275-12 04/18/2002 04/19/2002 SOIL ug/Kg			POSB-33-6062 P2275-16 04/18/2002 04/19/2002 SOIL ug/Kg			POSB-34-1012 P2282-01 04/19/2002 04/19/2002 SOIL UG/KG			POSB-34-2022 P2282-02 04/19/2002 04/19/2002 SOIL UG/KG			POSB-34-5860 P2282-06 04/19/2002 04/19/2002 SOIL UG/KG			POSB-35-1012 P2220-12 04/16/2002 04/17/2002 SOIL ug/Kg			POSB-35-2022 P2220-13 04/16/2002 04/17/2002 SOIL ug/Kg		
	PQL	CONC	Q	PQL	CONC	Q	PQL	CONC	Q	PQL	CONC	Q	PQL	CONC	Q	PQL	CONC	Q	PQL	CONC	Q
Aroclor-1016	5400	ND	5.4	ND	56000	ND	530	ND	5600	ND	0.19	ND	0.18	ND							
Aroclor-1221	1300	ND	1.3	ND	14000	ND	130	ND	1400	ND	0.05	ND	0.05	ND							
Aroclor-1232	8300	ND	8.3	ND	86000	ND	810	ND	8600	ND	0.28	ND	0.28	ND							
Aroclor-1242	2300	98000	2.3	27	24000	P	870000	220	15000	P	2400	130000	0.08	32	P	0.08	ND				
Aroclor-1248	5700	ND	5.7	ND	59000	ND	560	ND	5900	ND	0.2	ND	0.19	ND							
Aroclor-1254	11000	ND	11	ND	110000	ND	1100	ND	11000	ND	0.38	ND	0.36	ND							
Aroclor-1260	2100	ND	2.1	ND	22000	ND	200	ND	2100	ND	0.07	ND	0.07	ND							

PQL - Practical Quantitation Limit

ND - Non Detect

J - Estimated Concentration

P - Compound had >25% difference in concentration between two GC columns

Table C-2 Polychlorinated Biphenyls (PCBs)  
 NWIRP Bethpage Post Operational Sampling

Client Sample ID Lab Sample ID Sample Collection Date Sample Receipt Date Sample Matrix Units	POSB-35-6062			POSB-36-1012			POSB-37-1012			POSB-37-2224			POSB-37-6264			POSB-38-1012			POSB-38-2022			
	PQL	CONC	Q	PQL	CONC	Q	PQL	CONC	Q	PQL	CONC	Q	PQL	CONC	Q	PQL	CONC	Q	PQL	CONC	Q	
Aroclor-1016	0.18	ND		60	ND		1.8	ND		0.18	ND		0.19	ND		5.4	ND		5.3	ND		
Aroclor-1221	0.05	ND		15	ND		0.45	ND		0.04	ND		0.05	ND		1.3	ND		1.3	ND		
Aroclor-1232	0.28	ND		92	ND		2.8	ND		0.27	ND		0.29	ND		8.3	ND		8.2	ND		
Aroclor-1242	0.08	ND		25	ND		0.77	ND		0.08	14		0.08	46	P	2.3	68		2.3	97		
Aroclor-1248	0.19	ND		63	840	P	1.9	570		0.19	ND		0.2	ND		5.7	ND		5.7	ND		
Aroclor-1254	0.37	ND		120	ND		3.7	ND		0.36	ND		0.39	ND		11	ND		11	ND		
Aroclor-1260	0.07	ND		23	ND		0.7	ND		0.07	ND		0.07	ND		2.1	ND		2.1	ND		

PQL - Practical Quantitation Limit

ND - Non Detect

J - Estimated Concentration

P - Compound had >25% difference in concentration between two GC columns

Table C-2 Polychlorinated Biphenyls (PCBs)  
 NWIRP Bethpage Post Operational Sampling

Client Sample ID Lab Sample ID Sample Collection Date Sample Receipt Date Sample Matrix Units	POSB-38-6062 P2275-05			POSB-38-6062D P2275-06			POSB-39-1012 P2352-09			POSB-39-2224 P2352-11			POSB-39-6062 P2374-01			POSB-39-6062D P2374-04			POSB-40-1012 P2275-03		
	PQL	CONC	Q	PQL	CONC	Q	PQL	CONC	Q	PQL	CONC	Q	PQL	CONC	Q	PQL	CONC	Q	PQL	CONC	Q
Aroclor-1016	5.7	ND		5.6	ND		5600	ND		5.4	ND		5.3	ND		5.4	ND		5.4	ND	
Aroclor-1221	1.4	ND		1.4	ND		1400	ND		1.3	ND		1.3	ND		1.3	ND		1.4	ND	
Aroclor-1232	8.8	ND		8.7	ND		8600	ND		8.2	ND		8.1	ND		8.2	ND		8.3	ND	
Aroclor-1242	2.4	ND		2.4	ND		2400	52000	P	2.3	82	P	2.2	140	P	2.3	120	P	2.3	ND	
Aroclor-1248	6.1	ND		6	ND		5900	ND		5.7	ND		5.6	ND		5.7	ND		5.7	ND	
Aroclor-1254	12	ND		11	ND		11000	ND		11	ND		11	ND		11	ND		11	ND	
Aroclor-1260	2.2	ND		2.2	ND		2100	ND		2.1	ND		2.0	ND		2.1	ND		2.1	ND	

PQL - Practical Quantitation Limit

ND - Non Detect

J - Estimated Concentration

P - Compound had >25% difference in concentration between two GC columns

Table C-2 Polychlorinated Biphenyls (PCBs)  
 NWIRP Bethpage Post Operational Sampling

Client Sample ID Lab Sample ID Sample Collection Date Sample Receipt Date Sample Matrix Units	POSB-40-2224 P2275-04			POSB-40-4850 P2275-08			POSB-41-1012 P2112-07			POSB-41-2224 P2112-08			POSB-41-6062 P2126-02			POSB-42-1012 P2352-07			POSB-42-2224 P2352-08			POSB-42-6062 P2352-12		
	PQL	CONC	Q	PQL	CONC	Q	PQL	CONC	Q	PQL	CONC	Q	PQL	CONC	Q	PQL	CONC	Q	PQL	CONC	Q	PQL	CONC	Q
Aroclor-1016	5.3	ND		5400	ND		5.3	ND		5.3	ND		5.6	ND		5.3	ND		5.4	ND		5.7	ND	
Aroclor-1221	1.3	ND		1400	ND		1.3	ND		1.3	ND		1.4	ND		1.3	ND		1.4	ND		1.4	ND	
Aroclor-1232	8.2	ND		8400	ND		8.2	ND		8.1	ND		8.5	ND		8.1	ND		8.3	ND		8.8	ND	
Aroclor-1242	2.3	ND		2300	72000		2.3	ND		2.2	ND		2.3	ND		2.2	45		2.3	ND		2.4	17	JP
Aroclor-1248	5.6	ND		5800	ND		5.7	ND		5.6	ND		5.9	ND		5.6	ND		5.7	ND		6.1	ND	
Aroclor-1254	11	ND		11000	ND		11	ND		11	ND		11	ND		11	ND		11	ND		12	ND	
Aroclor-1260	2	ND		2100	ND		2.1	ND		2	ND		2.1	ND		2	ND		2.1	ND		2.2	ND	

PQL - Practical Quantitation Limit

ND - Non Detect

J - Estimated Concentration

P - Compound had >25% difference in concentration between two GC columns



Table C-3 Metals  
 NWIRP Bethpage Post Operational Sampling

Client Sample ID Lab Sample ID Sample Collection Date Sample Receipt Date Sample Matrix Units	POSB-1-1012 P2337-01 04/23/2002 04/24/2002 SOIL mg/Kg			POSB-1-2224 P2337-02 04/23/2002 04/24/2002 SOIL mg/Kg			POSB-1-6062 P2337-06 04/23/2002 04/24/2002 SOIL mg/Kg			POSB-2-1012 P2337-03 04/23/2002 04/24/2002 SOIL mg/Kg			POSB-2-2022 P2337-04 04/23/2002 04/24/2002 SOIL mg/Kg			POSB-2-5254 P2337-05 04/23/2002 04/24/2002 SOIL mg/Kg		
	PQL	CONC	Q	PQL	CONC	Q	PQL	CONC	Q	PQL	CONC	Q	PQL	CONC	Q	PQL	CONC	Q
7429-90- Aluminum	0.7	2590	N	0.67	659	N	0.72	905	N	0.64	6920	N	0.72	4060	N	0.68	111	N
7440-36- Antimony	0.25	ND		0.24	ND		0.26	0.46	B	0.23	0.73	B	0.25	0.81	B	0.24	ND	
7440-38- Arsenic	0.28	6.3		0.27	ND		0.29	11.9		0.26	3.4		0.29	2.6		0.27	ND	
7440-39- Barium	0.15	17.2	B	0.14	4.3	B	0.16	4.9	B	0.14	70.2		0.15	26.2		0.15	2.9	B
7440-41- Beryllium	0.01	0.19	B	0.01	0.12	B	0.01	0.09	B	0	0.19	B	0.01	0.14	B	0.01	ND	
7440-43- Cadmium	0.05	1.6		0.05	0.16	B	0.06	0.09	B	0.05	1.6		0.06	0.44	B	0.05	ND	
7440-70- Calcium	2.5	2830	N	2.4	534	N	2.6	306	B	2.3	2690	N	2.5	731	N	2.4	211	BN
7440-47- Chromium	0.08	19.9	N	0.07	6.8	N	0.08	9.6		0.07	19.1	N	0.08	7.3	N	0.07	0.69	BN
7440-48- Cobalt	0.08	1.3	B	0.07	0.26	B	0.08	0.4	B	0.07	4.9	B	0.08	1.7	B	0.07	ND	
7440-50- Copper	0.16	38.9		0.15	7.9		0.17	6.3		0.15	21.8		0.17	7.7		0.16	2.2	B
7439-89- Iron	1.7	3200		1.6	1260		1.8	6680		1.6	8140		1.8	4770		1.7	372	
7439-92- Lead	0.19	15		0.19	2		0.2	4		0.18	43.8		0.2	19.9		0.19	2.3	
7439-95- Magnesium	1.5	636		1.4	188	B	1.6	78.8	B	1.4	1620		1.5	481	B	1.5	48.5	B
7439-96- Manganese	0.01	42.3		0.01	17.1		0.01	14		0.01	98.7		0.01	65.4		0.01	3.2	
7439-97- Mercury	0.01	0.04		0.01	ND		0.01	ND		0.01	0.07		0.01	0.03		0.01	ND	
7440-02- Nickel	0.24	3.2	B	0.23	0.96	B	0.24	ND		0.22	4.5		0.24	2.8	B	0.23	ND	
7440-09- Potassium	3.9	292	B	3.7	70.6	B	4	92.7	B	3.6	234	B	4	168	B	3.8	31	B
7782-49- Selenium	0.36	ND		0.34	ND		0.37	ND		0.33	ND		0.36	ND		0.34	ND	
7440-22- Silver	0.4	6.5	N*	0.38	ND	N*	0.41	ND	N*	0.37	ND	N*	0.41	ND	N*	0.39	ND	N*
7440-23- Sodium	42.6	79.6	B	40.8	92	B	44.1	62.8	B	39.2	456	B	43.6	130	B	41.3	80.3	B
7440-28- Thallium	0.62	ND		0.6	ND		0.65	ND		0.57	ND		0.64	ND		0.6	ND	
7440-62- Vanadium	0.11	6.1		0.1	1.5	B	0.11	12.9		0.1	25.5		0.11	8.4		0.1	0.51	B
7440-66- Zinc	0.06	26.2		0.06	9.1		0.07	4.3		0.06	53.1		0.07	26.9		0.06	3.1	

PQL-Practical Quantitation Limit  
 ND-Non detect  
 B-Concentration < PQL, but > instrument detection level  
 N-Spiked sample recovery not within control limit  
 E-Estimated due to interference  
 \*- Lab duplicate analysis not within control limits

Table C-3 Metals  
 NWIRP Bethpage Post Operational Sampling

Client Sample ID Lab Sample ID Sample Collection Date Sample Receipt Date Sample Matrix Units	POSB-3-1012 P2126-03			POSB-3-2224 P2126-04			POSB-3-6062 P2126-07			POSB-4-1012 P2071-07			POSB-4-2224 P2071-08			POSB-4-6062 P2083-01		
	PQL	CONC	Q	PQL	CONC	Q	PQL	CONC	Q	PQL	CONC	Q	PQL	CONC	Q	PQL	CONC	Q
7429-90- Aluminum	0.69	2670		0.69	1510	0.71	0.71	587	3.02	13600	*	1.81	1180	*	1.7917	319	N	
7440-36- Antimony	0.24	1.7	B	0.24	0.91	B	0.25	0.26	B	0.88	2.7	B	0.52	ND	0.5208	ND		
7440-38- Arsenic	0.28	20.1		0.28	6.6		0.28	1.6		0.89	12		0.53	ND	0.5313	4.8		
7440-39- Barium	0.15	11.7	B	0.15	20.9	B	0.15	6.2	B	0.28	160		0.17	11.1	B	0.1667	1.3	B
7440-41- Beryllium	0.01	0.32	B	0.01	0.22	B	0.01	0.04	B	0.02	0.57	B	0.01	0.12	B	0.0104	0.05	B
7440-43- Cadmium	0.05	3.1		0.05	5.2		0.05	ND		0.30	3260		0.18	0.87		0.1771	ND	
7440-70- Calcium	2.4	650		2.4	364	B	2.5	392	B	2.79	4050	*	1.67	287	B*	1.6563	257	B
7440-47- Chromium	0.07	27.5		0.07	15.2		0.08	1.1	B	0.11	344		0.06	4.2		0.0625	2.9	
7440-48- Cobalt	0.07	1.6	B	0.07	1.2	B	0.08	0.29	B	0.23	13.4		0.14	0.32	B	0.1354	0.25	B
7440-50- Copper	0.16	25	*	0.16	31.5	*	0.16	3	*	0.26	27900		0.16	6.1		0.1563	4.5	
7439-89- Iron	1.7	20900		1.7	10200		1.7	1720		2.14	23200	*	1.28	1630	*	1.2708	4490	
7439-92- Lead	0.19	10.1	E	0.19	4.5	E	0.2	2.2	E	0.51	355		0.31	1.6		0.3021	0.74	
7439-95- Magnesium	1.5	377	B	1.5	300	B	1.5	92.9	B	2.16	13500		1.29	228	B	1.2813	58.8	B
7439-96- Manganese	0.01	72.3		0.01	49.7		0.01	13.9		0.11	2200	*	0.06	8.5	*	0.0625	3.6	
7439-97- Mercury	0.01	0.02		0.01	ND		0.01	ND		0.02	0.15		0.01	0.03		0.0104	ND	
7440-02- Nickel	0.23	2.4	B	0.23	1.7	B	0.24	ND		0.37	56.2		0.22	0.72	B	0.2188	ND	
7440-09- Potassium	3.8	223	BE	3.8	162	BE	3.9	146	BE	4.72	200	B*E	2.83	87.4	B*E	2.8021	24.7	B
7782-49- Selenium	0.35	1.3		0.35	0.6		0.36	ND		0.70	2		0.41	ND		0.4167	ND	
7440-22- Silver	0.39	ND		0.39	ND		0.4	ND		0.11	90.6		0.06	ND		0.0625	0.33	B
7440-23- Sodium	42.2	81.3	B	42.2	63.6	B	43.1	135	B	87.12	1650		52.27	150	B	51.729	198	B
7440-28- Thallium	0.62	ND		0.62	ND		0.63	ND		0.86	ND		0.52	ND		0.5208	ND	
7440-62- Vanadium	0.11	34.5		0.11	14.8		0.11	4.5	B	0.14	19.9		0.08	1.5	B	0.0833	14.5	
7440-66- Zinc	0.06	32.6	E	0.06	21	E	0.07	3.8	E	0.56	11600		0.34	12.3		0.3333	6.3	

PQL-Practical Quantitation Limit  
 ND-Non detect  
 B-Concentration < PQL, but > instrument detection level  
 N-Spiked sample recovery not within control limit  
 E-Estimated due to interference  
 \*- Lab duplicate analysis not within control limits

Table C-3 Metals  
 NWIRP Bethpage Post Operational Sampling

Client Sample ID Lab Sample ID Sample Collection Date Sample Receipt Date Sample Matrix Units	POSB-4-6062D P2083-02 04/05/2002 04/05/2002 SOIL mg/Kg			POSB-5-1012 P2275-13 04/18/2002 04/19/2002 SOIL mg/Kg			POSB-5-2224 P2275-14 04/18/2002 04/19/2002 SOIL mg/Kg			POSB-5-52-54 P2275-15 04/18/2002 04/19/2002 SOIL mg/Kg			POSB-6-1012 P2083-09 04/05/2002 04/05/2002 SOIL mg/Kg			POSB-6-2224 P2112-02 04/08/2002 04/09/2002 SOIL mg/Kg		
	PQL	CONC	Q	PQL	CONC	Q	PQL	CONC	Q	PQL	CONC	Q	PQL	CONC	Q	PQL	CONC	Q
7429-90- Aluminum	1.79	327	N	0.75	1980	0.73	695	0.78	374	1.7551	798	N	1.8	910	*			
7440-36- Antimony	0.52	ND		0.48	ND	0.47	ND	0.50	ND	0.5102	ND	0.52	0.52	ND				
7440-38- Arsenic	0.53	5.2		0.29	4.5	0.28	0.38	B	0.30	0.5204	0.54	B	0.53	0.77	B			
7440-39- Barium	0.17	1.1	B	0.08	6.8	B	0.08	B	0.09	0.16333	3	B	0.17	4.6	B			
7440-41- Beryllium	0.01	0.05	B	0.01	0.17	B	0.01	0.06	B	0.0102	0.08	B	0.01	0.1	B			
7440-43- Cadmium	0.18	ND		0.04	ND	0.04	ND	0.04	ND	0.1735	ND	0.18	0.18	ND				
7440-70- Calcium	1.66	255	B	0.67	298	BN	0.66	261	BN	1.6224	341	B	1.6	284	B			
7440-47- Chromium	0.06	2.6		0.06	7.1	0.06	2.2	0.06	2.3	0.0612	2.1	0.06	3.7					
7440-48- Cobalt	0.14	0.23	B	0.06	2.3	B	0.06	0.58	B	0.1327	0.36	B	0.13	0.56	B			
7440-50- Copper	0.16	3.1		0.09	4.2	0.09	2.1	B	0.10	0.1531	3.7	B	0.15	2.5	BE			
7439-89- Iron	1.27	4640		1.8	6320	1.7	2050	1.80	2770	1.2449	3870	1.3	2380					
7439-92- Lead	0.3	0.57		0.21	3.9	0.21	0.77	0.22	1.2	0.2959	0.91	0.3	0.83					
7439-95- Magnesium	1.28	58.1	B	0.97	355	B	0.95	236	B	1.00	69.4	B	1.2551	165	B	1.3	210	B
7439-96- Manganese	0.06	3.3		0.01	50.8	0.01	38.7	0.01	3.2	0.0612	21.1	0.06	52.3					
7439-97- Mercury	0.01	ND		0.18	3.8	B	0.18	0.88	B	0.19	0.38	B	0.0102	ND	0.01	ND	*	
7440-02- Nickel	0.22	ND		2	136	BNE	2	100	BNE	2.10	51.7	BNE	0.2143	0.52	B	0.22	0.92	B
7440-09- Potassium	2.8	22.9	B	0.31	ND	*	0.3	ND	*	0.32	ND	*	2.7449	63.1	B	2.8	82	BE
7782-49- Selenium	0.42	ND		0.1	ND	0.1	ND	0.11	ND	0.4082	ND	0.41	ND					
7440-22- Silver	0.06	0.11	B	36.1	116	BN	35.4	127	BN	37.60	120	BN	0.0612	0.21	B	0.06	ND	
7440-23- Sodium	51.7	97.7	B	0.55	ND	0.54	ND	0.57	ND	50.673	108	B	51.2	115	B*			
7440-28- Thallium	0.52	ND		0.07	4.3	B	0.07	1.9	B	0.5102	ND	0.52	ND					
7440-62- Vanadium	0.08	15.2		0.11	8.5	0.11	5.1	0.12	3.3	0.0816	2.1	B	0.08	2.3	B			
7440-66- Zinc	0.33	3.9		0.01	ND	0.01	ND	0.01	ND	0.3265	34.2	0.33	5.6					

PQL-Practical Quantitation Limit  
 ND-Non detect  
 B-Concentration < PQL, but > instrument detection level  
 N-Spiked sample recovery not within control limit  
 E-Estimated due to interference  
 \*- Lab duplicate analysis not within control limits

Table C-3 Metals  
 NWIRP Bethpage Post Operational Sampling

Client Sample ID Lab Sample ID Sample Collection Date Sample Receipt Date Sample Matrix Units	POSB-6-6062 P2112-04 04/08/2002 04/09/2002 SOIL mg/Kg			POSB-7-1012 P2220-10 04/16/2002 04/17/2002 SOIL mg/Kg			POSB-7-2224 P2220-11 04/16/2002 04/17/2002 SOIL mg/Kg			POSB-7-5860 P2243-01 04/17/2002 04/18/2002 SOIL mg/kg			POSB-8-1012 P2033-04 04/02/2002 04/03/2002 SOIL mg/Kg			POSB-8-2224 P2033-05 04/02/2002 04/03/2002 SOIL mg/Kg		
	PQL	CONC	Q	PQL	CONC	Q	PQL	CONC	Q	PQL	CONC	Q	PQL	CONC	Q	PQL	CONC	Q
7429-90- Aluminum	1.9	1980	*	0.68	1950		0.68	845	0.68	349	*E	1.79	929	*	1.79	926	*	
7440-36- Antimony	0.56	ND		0.24	0.55	B	0.24	0.49	B	0.24	0.87	B	0.52	ND	0.51	ND		
7440-38- Arsenic	0.57	7.3		0.27	5.3		0.27	2.1	0.27	0.94	B	0.53	1.4		0.53	0.8	B	
7440-39- Barium	0.18	5.8	B	0.15	14.8	B	0.15	4.9	B	0.15	5	B	0.17	6.3	B	0.17	3	B
7440-41- Beryllium	0.01	0.09	B	0.01	0.14	B	0.01	0.08	B	0.01	0.04	B	0.01	0.09	B	0.01	0.07	B
7440-43- Cadmium	0.19	2.7		0.05	2.6		0.05	0.5	B	0.05	0.24	B	0.18	ND	0.17	ND		
7440-70- Calcium	1.8	461	B	2.4	1650		2.4	441	B	2.4	305	BN	1.66	307	B*	1.66	246	B*
7440-47- Chromium	0.07	6.4		0.07	26.7	*	0.07	7.8	*	0.07	10.7		0.06	1.9	*	0.06	1.7	*
7440-48- Cobalt	0.15	0.35	B	0.07	2	B	0.07	0.78	B	0.07	0.52	B	0.14	0.54	B	0.14	0.31	B
7440-50- Copper	0.17	4.5	E	0.16	15.8		0.16	5.7	0.16	3.4		0.16	2.6		0.16	3.5		
7439-89- Iron	1.4	5670	*	1.7	3970	*	1.7	2130	*	1.7	1800	*	1.27	3160	*	1.27	2810	*
7439-92- Lead	0.32	3.4		0.19	16.1		0.19	3.6	0.19	5.3		0.30	1.1		0.30	0.76		
7439-95- Magnesium	1.4	113	B	1.5	415	BN	1.5	175	BN	1.5	69.6	BN	1.28	188	B*	1.28	186	B*
7439-96- Manganese	0.07	13		0.01	98.8		0.01	22.4	0.01	12.8	N	0.06	22.1	*	0.06	10.8	*	
7439-97- Mercury	0.01	ND	*	0.01	0.05		0.01	ND	0.01	ND	N	0.01	0.02		0.01	ND		
7440-02- Nickel	0.23	0.53	B	0.23	3.6	B	0.23	1.5	B	0.23	0.88	B	0.22	0.7	B	0.22	0.56	B
7440-09- Potassium	3	127	BE	3.8	135	B*	3.8	69.4	B*	3.8	84.5	BN*E	2.80	90.5	BE*	2.80	84	BE*
7782-49- Selenium	0.45	ND		0.34	ND		0.35	ND	0.34	ND		0.42	ND		0.40	ND		
7440-22- Silver	0.07	ND		0.39	ND		0.39	ND	0.39	ND	*	0.06	0.09	B	0.06	ND		
7440-23- Sodium	55.4	243	B*	41.2	213	B	41.7	91.5	B	41.3	108	B	51.73	163	B*	51.73	95.7	B*
7440-28- Thallium	0.56	ND		0.6	ND		0.61	ND	0.6	ND		0.52	ND		0.51	ND		
7440-62- Vanadium	0.09	9.4		0.1	6.5		0.11	3.4	B	0.1	3.4	B*	0.08	2.1	B*	0.08	2.5	B*
7440-66- Zinc	0.36	8.4		0.06	33.7	*	0.06	13.4	*	0.06	6.2		0.33	5.8		0.33	5.1	

PQL-Practical Quantitation Limit  
 ND-Non detect  
 B-Concentration < PQL, but > instrument detection level  
 N-Spiked sample recovery not within control limit  
 E-Estimated due to interference  
 \*- Lab duplicate analysis not within control limits

Table C-3 Metals  
NWIRP Bethpage Post Operational Sampling

Client Sample ID Lab Sample ID Sample Collection Date Sample Receipt Date Sample Matrix Units	POSB-8-6062 P2053-01 04/03/2002 04/04/2002 SOIL MG/KG			POSB-9-1012 P2157-11 04/11/2002 04/12/2002 SOIL mg/Kg			POSB-9-2022 P2157-12 04/11/2002 04/12/2002 SOIL mg/Kg			POSB-9-6062 P2175-01 04/12/2002 04/12/2002 SOIL mg/Kg			POSB-10-1012 P2083-08 04/05/2002 04/05/2002 SOIL mg/Kg			POSB-10-2224 P2112-01 04/08/2002 04/09/2002 SOIL mg/Kg		
	PQL	CONC	Q	PQL	CONC	Q	PQL	CONC	Q	PQL	CONC	Q	PQL	CONC	Q	PQL	CONC	Q
7429-90- Aluminum	1.03	120		0.77	3580	N*E	0.75	1510	N*E	1.8	227	*	1.8	3600	N	1.9	2270	*
7440-36- Antimony	0.72	ND		0.49	ND		0.48	ND		0.53	ND		0.53	ND		0.55	ND	
7440-38- Arsenic	0.39	0.52	B	0.29	4.9		0.29	0.82	B	0.54	0.54	B	0.55	16.6		0.56	7.1	
7440-39- Barium	0.19	1.9	B	0.08	14.5	B	0.08	7.7	B	0.17	3	B	0.17	15.4	B	0.18	9.8	B
7440-41- Beryllium	0.02	0.03	B	0.01	0.18	B	0.01	0.11	B	0.01	0.02	B	0.01	0.52	B	0.01	0.28	B
7440-43- Cadmium	0.07	0.38	B	0.04	ND		0.04	ND		0.18	ND		0.18	15		0.19	5.7	
7440-70- Calcium	0.77	299	B	0.69	3590	E	0.68	1690	E	1.7	310	B	1.7	1140		1.8	529	B
7440-47- Chromium	0.11	1.4		0.06	8.1	*	0.06	21.4	*	0.06	1.8	*	0.06	49		0.07	25.4	
7440-48- Cobalt	0.12	0.13	B	0.06	1.9	B	0.06	1.8	B	0.14	ND		0.14	1.4	B	0.14	0.52	B
7440-50- Copper	0.19	1.9	B	0.09	8.1		0.09	14.4		0.16	2.2	B	0.16	179		0.17	62.3	E
7439-89- Iron	2.10	615		1.8	6480	*	1.8	5140	*	1.3	1100	*	1.3	34000		1.3	18400	*
7439-92- Lead	0.30	1.6		0.22	8.7	*	0.22	2.1	*	0.31	1.2	*	0.31	17.2		0.32	7.7	
7439-95- Magnesium	0.89	69.2	B	1	507	B	0.98	409	B	1.3	66	B	1.3	611		1.4	257	B
7439-96- Manganese	0.05	4.7		0.01	83.6		0.01	34.7		0.06	3.4	*	0.06	70.3		0.07	28.2	
7439-97- Mercury	0.01	ND		0.01	0.05		0.01	0.01		0.01	ND		0.01	0.12		0.01	0.07	*
7440-02- Nickel	0.25	ND		0.19	3.2	B	0.19	2.8	B	0.22	ND		0.23	2.1	B	0.23	1.1	B
7440-09- Potassium	16.61	29	B	2.1	193	B	2.1	172	B	2.8	35.7	B	2.9	253	B	3	172	BE
7782-49- Selenium	0.41	ND		0.32	ND		0.31	ND		0.42	ND		0.43	ND		0.44	ND	
7440-22- Silver	0.19	ND		0.11	0.37	BN	0.1	0.35	BN	0.06	0.07	B	0.06	1.1		0.07	0.2	B
7440-23- Sodium	35.31	94.9	B	37.2	140	B	36.5	174	B	52.3	130	B	53.40	451	B	54.7	498	B*
7440-28- Thallium	0.69	0.86	B	0.57	ND		0.56	ND		0.53	ND		0.53	ND		0.55	ND	
7440-62- Vanadium	0.18	0.9	B	0.07	7.8		0.07	4.2	B	0.08	1.6	B	0.09	50.6		0.09	21.4	
7440-66- Zinc	0.16	3.3		0.12	48.5	*	0.11	13	*	0.34	3.6		0.34	100		0.35	42.8	

PQL-Practical Quantitation Limit

ND-Non detect

B-Concentration < PQL, but > instrument detection level

N-Spiked sample recovery not within control limit

E-Estimated due to interference

\*- Lab duplicate analysis not within control limits

Table C-3 Metals  
NWIRP Bethpage Post Operational Sampling

Client Sample ID Lab Sample ID Sample Collection Date Sample Receipt Date Sample Matrix Units	POSB-10-4042 P2112-03 04/08/2002 04/09/2002 SOIL mg/Kg			POSB-11-1012 P2112-05 04/08/2002 04/09/2002 SOIL mg/Kg			POSB-11-2224 P2112-06 04/08/2002 04/09/2002 SOIL mg/Kg			POSB-11-4850 P2126-01 04/09/2002 04/10/2002 SOIL mg/Kg			POSB-12-1012 P2220-01 04/16/2002 04/17/2002 SOIL mg/Kg			POSB-12-1012D P2220-02 04/16/2002 04/17/2002 SOIL mg/Kg		
	PQL	CONC	Q	PQL	CONC	Q	PQL	CONC	Q	PQL	CONC	Q	PQL	CONC	Q	PQL	CONC	Q
7429-90- Aluminum	1.8	2500	*	1.7	1040	*	1.8	885	*	0.68	635		0.71	2040	0.7	2050		
7440-36- Antimony	0.53	ND		0.5	ND		0.52	ND		0.24	0.65	B	0.25	1.2	B	0.25	0.94	B
7440-38- Arsenic	0.54	5.6		0.51	1.1		0.53	1.1		0.27	4.8		0.28	4.1		0.28	4.2	
7440-39- Barium	0.17	5.4	B	0.16	4.4	B	0.17	5.4	B	0.15	2.9	B	0.15	15.3	B	0.15	15.3	B
7440-41- Beryllium	0.01	0.33	B	0.01	0.09	B	0.01	0.08	B	0.01	0.06	B	0.01	0.22	B	0.01	0.21	B
7440-43- Cadmium	0.18	1.1		0.17	ND		0.18	0.69		0.05	4.5		0.05	0.48	B	0.05	0.57	
7440-70- Calcium	1.7	370	B	1.6	295	B	1.6	318	B	2.4	314	B	2.5	503	B	2.5	534	B
7440-47- Chromium	0.06	22.8		0.06	7.4		0.06	8.5		0.07	4.8		0.08	16	*	0.08	15.8	*
7440-48- Cobalt	0.14	0.18	B	0.13	0.66	B	0.13	0.88	B	0.07	0.4	B	0.08	1.6	B	0.08	1.2	B
7440-50- Copper	0.16	12	E	0.15	2.5	BE	0.15	5.4	E	0.16	19.4	*	0.16	9.7		0.16	9	
7439-89- Iron	1.3	21800	*	1.2	2750	*	1.3	3980	*	1.7	5240		1.7	7910		1.7	7950	*
7439-92- Lead	0.31	3.1		0.29	0.91		0.3	1		0.19	3.7	E	0.2	14.2		0.19	14.1	
7439-95- Magnesium	1.3	134	B	1.2	263	B	1.3	232	B	1.5	70.4	B	1.5	297	BN	1.5	296	BN
7439-96- Manganese	0.06	17.3		0.06	15.6		0.06	29.3		0.01	11		0.01	53.7		0.01	54.1	
7439-97- Mercury	0.01	0.02	*	0.01	ND	*	0.01	ND	*	0.01	ND		0.01	0.03		0.01	0.02	
7440-02- Nickel	0.22	ND		0.21	1.1	B	0.22	1.2	B	0.23	ND		0.24	2.6	B	0.24	2.4	B
7440-09- Potassium	2.9	123	BE	2.7	137	BE	2.8	102	BE	3.8	48.6	BE	3.9	148	B*	3.9	121	B*
7782-49- Selenium	0.43	0.54		0.4	ND		0.41	ND		0.34	ND		0.36	ND		0.36	ND	
7440-22- Silver	0.06	0.23	B	0.06	0.11	B	0.06	ND		0.39	ND		0.4	ND		0.4	ND	
7440-23- Sodium	52.9	766	*	49.7	60	B*	51.2	104	B*	41.3	199	B	43.1	265	B	42.7	113	B
7440-28- Thallium	0.53	ND		0.5	ND		0.52	ND		0.6	ND		0.63	ND		0.62	ND	
7440-62- Vanadium	0.09	26.8		0.08	2.9	B	0.08	3.3	B	0.1	11.2		0.11	8		0.11	7.7	
7440-66- Zinc	0.34	17.7		0.32	10.1		0.33	13.6		0.06	8.1	E	0.07	16	*	0.06	16.3	*

PQL-Practical Quantitation Limit  
 ND-Non detect  
 B-Concentration < PQL, but > instrument detection level  
 N-Spiked sample recovery not within control limit  
 E-Estimated due to interference  
 \*- Lab duplicate analysis not within control limits

Table C-3 Metals  
NWIRP Bethpage Post Operational Sampling

Client Sample ID Lab Sample ID Sample Collection Date Sample Receipt Date Sample Matrix Units	POSB-12-2224 P2220-03			POSB-12-6062 P2220-09			POSB-13-1012 P2126-10			POSB-13-2224 P2126-13			POSB-13-2224D P2126-14			POSB-15-1012 P2220-06		
	PQL	CONC	Q	PQL	CONC	Q	PQL	CONC	Q	PQL	CONC	Q	PQL	CONC	Q	PQL	CONC	Q
7429-90- Aluminum	0.67	1110		0.73	348		0.68	4260	0.66	832		0.67	1230	0.73		6780		
7440-36- Antimony	0.24	ND		0.26	0.49	B	0.24	1.8	B	0.23	0.4	B	0.24	ND	0.26	2.8	B	
7440-38- Arsenic	0.27	0.44	B	0.29	0.92	B	0.27	4.6		0.27	0.49	B	0.27	1.2	0.29	5.7		
7440-39- Barium	0.14	4.8	B	0.16	3.9	B	0.15	20.3	B	0.14	6.7	B	0.14	10.3	B	0.16	86.4	
7440-41- Beryllium	0.01	0.08	B	0.01	0.02	B	0.01	0.17	B	0.01	0.09	B	0.01	0.12	B	0.01	0.52	B
7440-43- Cadmium	0.05	0.19	B	0.06	2.8		0.05	4.3		0.05	0.06	B	0.05	0.38	B	0.06	831	
7440-70- Calcium	2.4	317	B	2.6	359	B	2.4	1890		2.3	290	B	2.4	486	B	2.6	4460	
7440-47- Chromium	0.07	3.9	*	0.08	1.9	*	0.07	61.7		0.07	2.9		0.07	18.1		0.08	227	*
7440-48- Cobalt	0.07	0.82	B	0.08	0.23	B	0.07	3.8	B	0.07	0.93	B	0.07	1.2	B	0.08	4	B
7440-50- Copper	0.15	3.2		0.17	3.6		0.16	50.2	*	0.15	2.6	*	0.15	7	*	0.34	4870	
7439-89- Iron	1.6	2210	*	1.8	901	*	1.7	9640		1.6	2350		1.7	4470		1.8	12800	*
7439-92- Lead	0.19	2.4		0.2	2.6		0.19	26.7	E	0.18	1.3	E	0.19	5.3	E	0.2	235	
7439-95- Magnesium	1.4	274	BN	1.6	72.8	BN	1.5	1200		1.4	278	B	1.4	444	B	1.6	3190	N
7439-96- Manganese	0.01	47.5		0.01	6.5		0.01	96		0.01	40.1		0.01	60.3		0.01	433	
7439-97- Mercury	0.01	ND		0.01	ND		0.01	0.02		0.01	ND		0.01	ND		0.11	1.6	
7440-02- Nickel	0.23	1.4	B	0.25	0.41	B	0.23	6		0.22	1.2	B	0.23	4	B	0.25	21.9	
7440-09- Potassium	3.7	126	B*	4.1	94.7	B*	3.8	187	BE	3.7	107	BE	3.7	155	BE	4.1	229	B*
7782-49- Selenium	0.34	0.51	B	0.37	1		0.35	0.64		0.34	ND		0.34	ND		0.37	0.67	
7440-22- Silver	0.38	ND		0.42	ND		0.39	ND		0.38	ND		0.38	ND		0.42	53.7	
7440-23- Sodium	40.8	142	B	44.6	113	B	41.7	187	B	40.4	97.8	B	40.8	151	B	44.6	3110	
7440-28- Thallium	0.6	ND		0.65	ND		0.61	ND		0.59	ND		0.6	ND		0.65	ND	
7440-62- Vanadium	0.1	2.9	B	0.11	2.5	B	0.11	18.5		0.1	2.4	B	0.1	4.7	B	0.11	11.5	
7440-66- Zinc	0.06	6	*	0.07	4.1	*	0.06	61	E	0.06	7.7	E	0.06	15.3	E	0.07	1850	*

PQL-Practical Quantitation Limit  
 ND-Non detect  
 B-Concentration < PQL, but > instrument detection level  
 N-Spiked sample recovery not within control limit  
 E-Estimated due to interference  
 \*- Lab duplicate analysis not within control limits

Table C-3 Metals  
NWIRP Bethpage Post Operational Sampling

Client Sample ID Lab Sample ID Sample Collection Date Sample Receipt Date Sample Matrix Units	POSB-15-2022 P2220-07			POSB-15-6264 P2220-08			POSB-16-1012 P2352-01			POSB-16-2224 P2352-02			POSB-16-6062 P2352-05			POSB-17-1517 P2053-02		
	PQL	CONC	Q	PQL	CONC	Q	PQL	CONC	Q	PQL	CONC	Q	PQL	CONC	Q	PQL	CONC	Q
7429-90- Aluminum	0.68	2530		0.66	159		0.72	3880	*	0.67	1480	*	0.72	50.9	*	0.90	1420	
7440-36- Antimony	0.24	0.54	B	0.24	0.32	B	0.25	0.91	B	0.24	0.28	B	0.25	ND		0.62	ND	
7440-38- Arsenic	0.27	2.6		0.27	1		0.29	7.3	*	0.27	2.3	*	0.29	ND	*	0.34	1.5	
7440-39- Barium	0.15	18.2	B	0.14	1.7	B	0.15	26		0.14	5.7	B	0.15	1.1	B	0.17	24.1	
7440-41- Beryllium	0.01	0.23	B	0.01	0.02	B	0.01	0.25	B	0.01	0.14	B	0.01	0.04	B	0.02	0.18	B
7440-43- Cadmium	0.05	19.2		0.05	0.94		0.06	1.3		0.05	0.15	B	0.06	0.27	B	0.06	1	
7440-70- Calcium	2.4	650		2.4	231	B	2.5	1320		2.4	429	B	2.5	247	B	0.67	448	B
7440-47- Chromium	0.07	35.2	*	0.07	8.1	*	0.08	45.4	*	0.07	13	*	0.08	0.52	B*	0.10	7.5	
7440-48- Cobalt	0.07	1.5	B	0.07	0.26	B	0.08	3.6	B	0.07	1	B	0.08	0.09	B	0.11	0.67	B
7440-50- Copper	0.16	201		0.15	3.8		0.17	22.5		0.15	9.3		0.17	1	B	0.17	40.5	
7439-89- Iron	1.7	6520	*	1.6	2100	*	1.8	7660	*	1.7	3890	*	1.8	148	*	1.84	7140	
7439-92- Lead	0.19	25.8		0.18	2		0.2	28.2	*	0.19	4.2	*	0.2	0.95	*	0.27	3.1	
7439-95- Magnesium	1.5	379	BN	1.4	52.8	BN	1.5	529	B	1.4	443	B	1.5	54	B	0.78	220	B
7439-96- Manganese	0.01	48.2		0.01	11.2		0.01	107		0.01	23.8		0.01	1.5	B	0.04	15.5	
7439-97- Mercury	0.01	0.43		0.01	ND		0.01	0.06		0.01	ND		0.01	ND		0.01	0.02	
7440-02- Nickel	0.23	4.1	B	0.22	0.76	B	0.24	61.1		0.23	14.8		0.24	ND		0.22	0.71	B
7440-09- Potassium	3.8	151	B*	3.7	24.2	B*	4	187	BN	3.7	204	BN	4	17.9	BN	14.54	93.7	B
7782-49- Selenium	0.34	ND		0.34	0.43	B	0.36	0.8		0.34	ND		0.36	ND		0.35	ND	
7440-22- Silver	0.39	4.5		0.38	0.44	B	0.41	ND	*	0.38	ND	*	0.41	ND	*	0.17	1.8	
7440-23- Sodium	41.3	649		40.5	118	B	43.6	76	B	40.8	92.1	B	43.6	104	B	30.91	94.6	B
7440-28- Thallium	0.6	ND		0.59	ND		0.64	ND		0.6	ND		0.64	ND		0.61	0.87	B
7440-62- Vanadium	0.1	5.9		0.1	2.5	B	0.11	12		0.1	4.1	B	0.11	0.16	B	0.16	4.6	B
7440-66- Zinc	0.06	108	*	0.06	4	*	0.07	66.4		0.06	16		0.07	4.3		0.14	15.9	

PQL-Practical Quantitation Limit  
 ND-Non detect  
 B-Concentration < PQL, but > instrument detection level  
 N-Spiked sample recovery not within control limit  
 E-Estimated due to interference  
 \*- Lab duplicate analysis not within control limits



Table C-3 Metals  
 NWIRP Bethpage Post Operational Sampling

Client Sample ID Lab Sample ID Sample Collection Date Sample Receipt Date Sample Matrix Units	POSB-17-2729 P2053-03 04/03/2002 04/04/2002 SOIL MG/KG			POSB-17-6567 P2053-04 04/03/2002 04/04/2002 SOIL MG/KG			POSB-18-1012 P2337-09 04/23/2002 04/24/2002 SOIL mg/Kg			POSB-18-2224 P2337-10 04/23/2002 04/24/2002 SOIL mg/Kg			POSB-19-1012 P2071-04 04/04/2002 04/05/2002 SOIL mg/Kg			POSB-19-2022 P2071-05 04/04/2002 04/05/2002 SOIL mg/Kg		
	PQL	CONC	Q	PQL	CONC	Q	PQL	CONC	Q	PQL	CONC	Q	PQL	CONC	Q	PQL	CONC	Q
7429-90- Aluminum	0.89	1160		0.90	96.1	0.68			0.66	695	N	1.81	2210	*	1.81	1060	*	
7440-36- Antimony	0.61	ND		0.63	ND	0.24			0.23	ND		0.53	0.8	B	0.53	ND		
7440-38- Arsenic	0.34	1.4		0.34	ND	0.27			0.26	1.6		0.26	0.26	B	0.54	ND		
7440-39- Barium	0.17	6.3	B	0.17	1.5	B	0.15	5.3	B	3.7	B	0.17	15.1	B	0.17	7.1	B	
7440-41- Beryllium	0.02	0.08	B	0.02	0.02	B	0.01	0.06	B	0.01	0.08	B	0.01	0.14	B	0.01	0.12	B
7440-43- Cadmium	0.06	0.38	B	0.06	0.21	B	0.05	ND		0.05	2.8		0.18	ND	0.18	ND		
7440-70- Calcium	0.66	475	B	0.67	237	B	2.4	287	BN	2.3	297	BN	1.67	5800	*	1.67	1010	*
7440-47- Chromium	0.09	9		0.10	1.1		0.07	2.1	N	0.07	2.4	N	0.06	7.1		0.06	5.7	
7440-48- Cobalt	0.10	0.64	B	0.11	0.12	B	0.07	0.99	B	0.07	0.67	B	0.14	1.3	B	0.14	0.44	B
7440-50- Copper	0.17	11		0.17	2.2	B	0.16	2.5	B	0.15	27.1		0.16	26.5		0.16	18.3	
7439-89- Iron	1.82	2820		1.84	386		1.7	2240		1.6	1650		1.28	6450	*	1.28	5270	*
7439-92- Lead	0.26	5		0.27	1.5	0.19		1.9		0.18	2		0.31	4		0.31	1.5	
7439-95- Magnesium	0.77	330	B	0.78	53.2	B	1.5	126	B	1.4	201	B	1.29	579		1.29	296	B
7439-96- Manganese	0.04	30.3		0.04	2.1		0.01	41.6		0.01	13.6		0.06	54.4	*	0.06	22.4	*
7439-97- Mercury	0.01	ND		0.01	ND	0.01		ND		0.01	ND		0.01	0.05		0.01	0.02	
7440-02- Nickel	0.22	2.2	B	0.22	ND	0.23		0.56	B	0.22	1.3	B	0.22	1.9	B	0.22	0.84	B
7440-09- Potassium	14.34	127	B	14.54	26.5	B	3.8	75.5	B	3.6	90.8	B	2.83	173	B*E	2.83	120	B*E
7782-49- Selenium	0.35	ND		0.36	ND	0.35		ND		0.33	ND		0.41	ND		0.42	ND	
7440-22- Silver	0.17	0.31	B	0.17	ND	0.39		ND	N*	0.37	ND	N*	0.06	3.9		0.06	1.3	
7440-23- Sodium	30.49	119	B	30.91	99.2	B	41.7	ND		40	103	B	52.3	122	B	52.3	104	B
7440-28- Thallium	0.60	0.77	B	0.61	ND	0.61		ND		0.59	ND		0.52	ND		0.53	ND	
7440-62- Vanadium	0.16	2.8	B	0.16	1.1	B	0.11	3.5	B	0.1	1.8	B	0.08	5.4		0.08	4.3	B
7440-66- Zinc	0.14	14.3		0.14	2.4	0.06		7.2		0.06	8.9		0.34	13.3		0.34	12.1	

PQL-Practical Quantitation Limit  
 ND-Non detect  
 B-Concentration < PQL, but > instrument detection level  
 N-Spiked sample recovery not within control limit  
 E-Estimated due to interference  
 \*- Lab duplicate analysis not within control limits

Table C-3 Metals  
NWIRP Bethpage Post Operational Sampling

Client Sample ID Lab Sample ID Sample Collection Date Sample Receipt Date Sample Matrix Units	POSB-19-6062 P2071-06 04/04/2002 04/05/2002 SOIL mg/Kg			POSB-20-1012 P2157-03 04/11/2002 04/12/2002 SOIL mg/Kg			POSB-20-2022 P2157-03 04/11/2002 04/12/2002 SOIL mg/Kg			POSB-20-6062 P2157-04 04/11/2002 04/12/2002 SOIL mg/Kg			POSB-21-1012 P2071-01 04/04/2002 04/05/2002 SOIL mg/Kg			POSB-21-2224 P2071-02 04/04/2002 04/05/2002 SOIL mg/Kg		
	PQL	CONC	Q	PQL	CONC	Q	PQL	CONC	Q	PQL	CONC	Q	PQL	CONC	Q	PQL	CONC	Q
7429-90- Aluminum	1.93	426	*	0.77	1430	N*E	0.82	1640	N*E	0.75	314	N*E	1.8901	1600	*	1.7551	1300	*
7440-36- Antimony	0.56	ND		0.5	ND		0.53	ND		0.49	ND		0.5495	0.7	B	0.5102	ND	
7440-38- Arsenic	0.57	2		0.29	1.3		0.32	0.71	B	0.29	1.3		0.5604	2.2		0.5204	1.2	
7440-39- Barium	0.18	2.3	B	0.08	10.9	B	0.09	15.5	B	0.08	2.2	B	0.1758	16.3	B	0.1633	7.2	B
7440-41- Beryllium	0.01	0.06	B	0.01	0.29	B	0.01	0.19	B	0.01	0.03	B	0.011	0.26	B	0.0102	0.07	B
7440-43- Cadmium	0.19	ND		0.04	0.77		0.05	3.8		0.04	0.62		0.1868	0.18	B	0.1735	1.6	
7440-70- Calcium	1.79	367	B*	0.7	307	BE	0.74	376	BE	0.68	262	BE	1.7473	297	B*	1.6224	276	B*
7440-47- Chromium	0.07	1.4		0.06	8.9	*	0.07	9.2	*	0.06	9.5	*	0.0659	5.1		0.0612	9.9	
7440-48- Cobalt	0.15	ND		0.06	3	B	0.07	2.5	B	0.06	0.11	B	0.1429	5.1	B	0.1327	ND	
7440-50- Copper	0.17	4.4		0.09	64		0.1	128		0.09	4.3		0.1648	42.1		0.1531	18.2	
7439-89- Iron	1.37	2400	*	1.8	5010	*	1.9	3960	*	1.8	1930	*	1.3407	6320	*	1.2449	2420	*
7439-92- Lead	0.33	1.7		0.22	304	*	0.24	7.2	*	0.22	1.4	*	0.3187	3.2		0.2959	1.5	
7439-95- Magnesium	1.38	80.9	B	1	372	B	1.1	346	B	0.98	59.7	B	1.3516	312	B	1.2551	204	B
7439-96- Manganese	0.07	9.5	*	0.01	71.8		0.01	107		0.01	4.4		0.0659	266	*	0.0612	10.3	*
7439-97- Mercury	0.01	ND		0.01	0.06		0.01	0.12		0.01	ND		0.01	0.09		0.01	0.01	
7440-02- Nickel	0.24	ND		0.19	2.6	B	0.2	1.4	B	0.19	ND		0.23	1.9	B	0.21	0.49	B
7440-09- Potassium	3.02	54.1	B*E	2.1	193	B	2.3	156	B	2.1	40.6	B	2.956	173	B*E	2.7449	99.6	B*E
7782-49- Selenium	0.45	ND		0.32	ND		0.34	ND	N	0.31	ND		0.4396	ND		0.40	ND	
7440-22- Silver	0.07	ND		0.11	ND	N*E	0.11	1.6		0.1	ND	N	0.0659	0.71	B	0.0612	0.33	B
7440-23- Sodium	55.8	93.1	B	37.3	199	B	39.8	337	B	36.5	195	B	54.571	290	B	50.673	513	
7440-28- Thallium	0.56	ND		0.57	ND		0.61	ND		0.56	ND		0.54	ND		0.5102	ND	
7440-62- Vanadium	0.09	7.5		0.07	8.7		0.08	5.6		0.07	3.9	B	0.0879	8		0.0816	3.2	B
7440-66- Zinc	0.36	5.2		0.12	20.8		0.12	50.1	*	0.11	11	*	0.3516	28.6		0.3265	16.7	

PQL-Practical Quantitation Limit  
 ND-Non detect  
 B-Concentration < PQL, but > instrument detection level  
 N-Spiked sample recovery not within control limit  
 E-Estimated due to interference  
 \*- Lab duplicate analysis not within control limits

Table C-3 Metals  
NWIRP Bethpage Post Operational Sampling

Client Sample ID Lab Sample ID Sample Collection Date Sample Receipt Date Sample Matrix Units	POSB-21-3436 P2071-03 04/04/2002 04/05/2002 SOIL mg/Kg			POSB-22-1012 P2352-03 04/24/2002 04/24/2002 SOIL mg/Kg			POSB-22-2224 P2352-04 04/24/2002 04/24/2002 SOIL mg/Kg			POSB-22-6062 P2352-06 04/24/2002 04/24/2002 SOIL mg/Kg			POSB-23-1012 P2033-01 04/02/2002 04/03/2002 SOIL mg/Kg			POSB-23-2224 P2033-02 04/02/2002 04/03/2002 SOIL mg/Kg		
	PQL	CONC	Q	PQL	CONC	Q	PQL	CONC	Q	PQL	CONC	Q	PQL	CONC	Q	PQL	CONC	Q
7429-90- Aluminum	1.93	3250	*	0.7	7000	*	0.67	691	*	0.68	114	*	2.00	6560	*	1.76	1060	*
7440-36- Antimony	0.55	ND		0.25	ND	0.24	ND	0.24	ND	0.24	ND	0.57	ND	0.51	ND	0.51	ND	
7440-38- Arsenic	0.57	1.7		0.28	4.6	*	0.27	2.4	*	0.27	0.35	B*	0.59	1.5		0.52	0.87	B
7440-39- Barium	0.18	8.6	B	0.15	21.4	B	0.14	3	B	0.15	1.2	B	0.19	26		0.16	5.3	B
7440-41- Beryllium	0.01	0.17	B	0.01	0.25	B	0.01	0.09	B	0.01	0.04	B	0.01	0.29	B	0.01	0.1	B
7440-43- Cadmium	0.19	3.3		0.05	ND	0.05	ND	0.05	1	0.19	ND	0.19	ND	0.17	ND	0.17	ND	
7440-70- Calcium	1.79	305	B*	2.5	3110		2.4	282	B	2.4	253	B	1.85	417	B*	1.62	304	B*
7440-47- Chromium	0.07	23.9		0.08	15.3	*	0.07	3.6	*	0.07	0.86	B*	0.07	10.5	*	0.06	5	*
7440-48- Cobalt	0.15	0.75	B	0.08	2.9	B	0.07	0.53	B	0.07	ND	0.15	3.1	B	0.13	0.56	B	
7440-50- Copper	0.17	1410		0.16	6.9	0.15	3.7	0.16	1.4	B	0.17	7.9	0.15	7.9		0.15	7.4	
7439-89- Iron	1.37	6550	*	1.7	8060	*	1.6	1990	*	1.7	623	*	1.42	6370	*	1.24	3840	*
7439-92- Lead	0.33	22		0.19	8.1	*	0.19	1.2	*	0.19	1.4	*	0.34	4.2		0.30	1.2	
7439-95- Magnesium	1.38	823		1.5	1120	1.4	233	B	1.5	55.8	B	1.43	1350	*	1.26	269	B*	
7439-96- Manganese	0.07	185	*	0.01	91.5	0.01	13	0.01	3.5	0.07	108	*	0.06	23.2	*	0.06	23.2	*
7439-97- Mercury	0.01	0.08		0.01	0.08	0.01	ND	0.01	ND	0.01	ND	0.01	ND	0.01	ND	0.01	ND	
7440-02- Nickel	0.24	3.3	B	0.24	4.4	0.23	0.71	B	0.23	ND	0.24	4.6	0.21	1.3	B	0.21	1.3	B
7440-09- Potassium	3.02	136	B*E	3.9	370	BN	3.7	91	BN	3.8	15.6	BN	3.13	443	B*E	2.74	132	B*E
7782-49- Selenium	0.44	ND		0.35	ND	0.34	ND	0.35	0.35	ND	0.46	ND	0.40	ND		0.40	ND	
7440-22- Silver	0.07	3.7		0.4	ND	*	0.38	ND	*	0.39	ND	*	0.07	ND		0.06	0.15	B
7440-23- Sodium	55.8	1520		42.6	ND	40.8	75.6	B	41.7	73.1	B	57.74	166	B*	50.67	145	B*	
7440-28- Thallium	0.55	ND		0.62	ND	0.6	ND	0.61	0.57	ND	0.57	0.57	ND	0.51	ND	0.51	ND	
7440-62- Vanadium	0.09	7.8		0.11	11.4	0.1	3.8	B	0.11	1.2	B	0.09	15.3	*	0.08	2.9	B*	
7440-66- Zinc	0.36	506		0.06	22.9	0.06	5.1	0.06	2.5	0.37	17.5	0.33	13.9		0.33	13.9		

PQL-Practical Quantitation Limit  
 ND-Non detect  
 B-Concentration < PQL, but > instrument detection level  
 N-Spiked sample recovery not within control limit  
 E-Estimated due to interference  
 \*- Lab duplicate analysis not within control limits

Table C-3 Metals  
 NWIRP Bethpage Post Operational Sampling

Client Sample ID Lab Sample ID Sample Collection Date Sample Receipt Date Sample Matrix Units	POSB-23-5456 P2033-03 04/02/2002 04/03/2002 SOIL mg/Kg			POSB-24-1012 P2157-08 04/11/2002 04/12/2002 SOIL mg/Kg			POSB-24-2022 P2157-09 04/11/2002 04/12/2002 SOIL mg/Kg			POSB-24-6062 P2157-10 ##### ##### SOIL mg/Kg			POSB-25-1012 P2196-01 04/15/2002 04/16/2002 SOIL mg/Kg			POSB-25-2022 P2196-02 04/15/2002 04/16/2002 SOIL mg/Kg		
	PQL	CONC	Q	PQL	CONC	Q	PQL	CONC	PQL	CONC	Q	Q	PQL	CONC	Q	PQL	CONC	Q
7429-90- Aluminum	2.02	1790	*	0.76	2490	N*E	0.8	2290	0.8	419	N*E	N*E	0.69	2020	E	0.67	2300	E
7440-36- Antimony	0.58	ND		0.49	ND		0.52	ND	0.5	ND			0.24	1.3	B	0.24	0.4	B
7440-38- Arsenic	0.60	2.6		0.29	5		0.31	4	0.3	2.8			0.28	0.36	B	0.27	0.33	B
7440-39- Barium	0.19	13.1	B	0.08	13.9	B	0.09	16.3	0.1	1.8	B	B	0.15	29.9		0.14	23.2	
7440-41- Beryllium	0.01	0.12	B	0.01	0.26	B	0.01	0.3	0	0.05	B	B	0.01	0.17	B	0.01	0.14	B
7440-43- Cadmium	0.20	ND		0.04	4.5		0.04	6.7	0	0.51	B	B	0.05	5.1	E	0.05	4.5	E
7440-70- Calcium	1.87	720	*	0.69	3070	BE	0.73	1380	0.7	282	BE	BE	2.4	2280	E	2.40	3090	E
7440-47- Chromium	0.07	7.5	*	0.06	40	*	0.07	49.6	0.1	3	*	*	0.07	30.5	E	0.07	15.7	E
7440-48- Cobalt	0.15	0.44	B	0.06	1.5	B	0.07	1.9	0.1	0.33	B	B	0.07	1.4	B	0.07	0.95	B
7440-50- Copper	0.18	6.5		0.09	30.5		0.1	40.7	0.1	2.5	B	B	0.16	166	E	0.15	95.7	E
7439-89- Iron	1.44	4040	*	1.8	9990	*	1.9	11300	1.9	4000	*	*	1.7	2560	E	1.70	2440	E
7439-92- Lead	0.34	6.8		0.22	10	*	0.23	8.3	0.2	0.99	*	*	0.19	14.6		0.19	6.7	
7439-95- Magnesium	1.45	199	B*	0.99	1380		1	464	1	62.5	B	B	1.5	344	BE	1.40	370	BE
7439-96- Manganese	0.07	29.7	*	0.01	59		0.01	79.1	0	7.4			0.01	46.8	E	0.01	28.5	E
7439-97- Mercury	0.01	ND		0.01	0.09		0.01	0.15	0	ND			0.01	0.07		0.01	0.06	
7440-02- Nickel	0.25	0.61	B	0.19	4.7		0.2	5.8	0.2	ND			0.23	2.6	B	0.23	2.1	B
7440-09- Potassium	3.16	191	BE*	2.1	177	B	2.2	157	2.2	38.1	B	B	3.8	121	B	3.70	130	B
7782-49- Selenium	0.47	ND		0.31	ND		0.33	ND	0.3	ND			0.35	ND		0.34	ND	
7440-22- Silver	0.07	ND		0.1	ND	N	0.11	ND	0.1	ND	N	N	0.39	ND		0.38	ND	
7440-23- Sodium	58.42	224	B*	36.9	151	B	38.9	181	38	204	B	B	42.2	251	B	40.80	302	B
7440-28- Thallium	0.58	ND		0.56	ND		0.59	ND	0.6	ND			0.62	ND		0.60	ND	
7440-62- Vanadium	0.09	10.8	*	0.07	13.8		0.08	12.7	0.1	9.6			0.11	3	B	0.10	2.3	B
7440-66- Zinc	0.38	5.8		0.11	28.2	*	0.12	29.5	0.1	10.4	*	*	0.06	177	E	0.06	95.1	E

PQL-Practical Quantitation Limit  
 ND-Non detect  
 B-Concentration < PQL, but > instrument detection level  
 N-Spiked sample recovery not within control limit  
 E-Estimated due to interference  
 \*- Lab duplicate analysis not within control limits

Table C-3 Metals  
NWIRP Bethpage Post Operational Sampling

Client Sample ID Lab Sample ID Sample Collection Date Sample Receipt Date Sample Matrix Units	POSB-25-6264 P2196-03			POSB-26-1012 P2337-07			POSB-26-2022 P2337-08			POSB-26-6062 P2337-12			POSB-27-6062 P2083-06			POSB-28-1012 P2282-03		
	PQL	CONC	Q	PQL	CONC	Q	PQL	CONC	Q	PQL	CONC	Q	PQL	CONC	Q	PQL	CONC	Q
7429-90- Aluminum	0.68	127	E	0.7	2430	N	0.68	2070	N	0.68	258	N	1.81	518	N	0.66	1340	E
7440-36- Antimony	0.24	0.49	B	0.25	0.37	B	0.24	0.25	B	0.24	0.42	B	0.52	ND		0.23	0.32	B
7440-38- Arsenic	0.27	2.4		0.28	2.6		0.27	0.39	B	0.27	1.5		0.54	3.3		0.27	4	
7440-39- Barium	0.15	1.2	B	0.15	10.2	B	0.15	9.2	B	0.15	2.1	B	0.17	4	B	0.14	7.4	BE
7440-41- Beryllium	0.01	0.05	B	0.01	0.13	B	0.01	0.1	B	0.01	0.01	B	0.01	0.05	B	0.01	0.16	B
7440-43- Cadmium	0.05	0.07	BE	0.05	0.13	B	0.05	0.92		0.05	1.7		0.18	1.5		0.05	0.28	B
7440-70- Calcium	2.4	239	BE	2.5	444	BN	2.4	455	BN	2.4	273	BN	1.67	324	B	2.3	227	BE
7440-47- Chromium	0.07	3.1	E	0.08	7.8	N	0.07	5.2	N	0.07	1.6	N	0.06	5.8		0.07	5.7	E
7440-48- Cobalt	0.07	ND		0.08	1.2	B	0.07	0.58	B	0.07	0.4	B	0.14	0.21	B	0.07	1.1	B
7440-50- Copper	0.16	3.1	E	0.16	20.1		0.16	13.8		0.16	3.9		0.16	6.3		0.15	4	E
7439-89- Iron	1.7	1550	E	1.7	3190		1.7	2970		1.7	1460		1.28	4280		1.6	5230	E
7439-92- Lead	0.19	0.82		0.19	7.2		0.19	3.8		0.19	2.5		0.31	1.6		0.18	2.3	E
7439-95- Magnesium	1.5	51.8	BE	1.5	308	B	1.5	340	B	1.5	59.4	B	1.29	71.8	B	1.4	224	BE
7439-96- Manganese	0.01	2	E	0.01	27.1		0.01	26.2		0.01	7.5		0.06	8.8		0.01	68.2	E
7439-97- Mercury	0.01	ND		0.01	0.03		0.01	0.02		0.01	ND		0.01	ND		0.01	ND	N
7440-02- Nickel	0.23	ND		0.24	2.1	B	0.23	1.4	B	0.23	0.29	B	0.22	ND		0.22	1.5	B
7440-09- Potassium	3.8	16.3	B	3.9	154	B	3.8	188	B	3.8	26.7	B	2.83	47.9	B	3.7	102	B
7782-49- Selenium	0.35	ND		0.35	ND		0.34	ND		0.34	ND		0.41	ND		0.34	ND	
7440-22- Silver	0.39	ND		0.4	ND	N*	0.39	0.77	BN*	0.39	ND	N*	0.06	ND		0.38	ND	
7440-23- Sodium	41.7	91.1	B	42.6	122	B	41.2	96.7	B	41.3	120	B	52.27	185	B	40.4	83	B
7440-28- Thallium	0.61	ND		0.62	ND		0.6	ND		0.6	ND		0.52	ND		0.59	ND	
7440-62- Vanadium	0.11	2.9	B	0.11	4.9	B	0.1	3	B	0.1	5.7		0.08	9.8		0.1	3.7	B
7440-66- Zinc	0.06	3.6	E	0.06	15.2		0.06	39		0.06	3.9		0.34	4.2		0.06	8.1	E

PQL-Practical Quantitation Limit  
 ND-Non detect  
 B-Concentration < PQL, but > instrument detection level  
 N-Spiked sample recovery not within control limit  
 E-Estimated due to interference  
 \*- Lab duplicate analysis not within control limits

Table C-3 Metals  
NWIRP Bethpage Post Operational Sampling

Client Sample ID Lab Sample ID Sample Collection Date Sample Receipt Date Sample Matrix Units	POSB-28-2022 P2282-04 04/19/2002 04/19/2002 SOIL mg/Kg			POSB-28-6264 P2282-07 04/19/2002 04/19/2002 SOIL mg/Kg			POSB-29-1012 P2157-05 04/11/2002 04/12/2002 SOIL mg/Kg			POSB-29-2022 P2157-06 04/11/2002 04/12/2002 SOIL mg/Kg			POSB-29-6062 P2157-07 04/11/2002 04/12/2002 SOIL mg/Kg			POSB-30A-5658 P2157-01 04/11/2002 04/12/2002 SOIL mg/Kg		
	PQL	CONC	Q	PQL	CONC	Q	PQL	CONC	Q	PQL	CONC	Q	PQL	CONC	Q	PQL	CONC	Q
7429-90- Aluminum	0.67	1870	E	0.69	911	E	0.79	4290	N*E	0.78	3330	N*E	0.75	98.5	N*E	0.77	206	N*E
7440-36- Antimony	0.24	ND		0.25	ND		0.51	ND		0.5	ND		0.48	ND		0.49	ND	
7440-38- Arsenic	0.27	1.1		0.28	2.1		0.3	2		0.3	1.3		0.29	ND		0.29	ND	
7440-39- Barium	0.14	9.2	BE	0.15	6.4	BE	0.09	14	B	0.09	12	B	0.08	1.4	B	0.08	1.8	B
7440-41- Beryllium	0.01	0.13	B	0.01	0.08	B	0.01	0.18	B	0.01	0.15	B	0.01	0.01	B	0.01	0.03	B
7440-43- Cadmium	0.05	0.24	B	0.05	1		0.04	ND		0.04	ND		0.04	ND		0.04	ND	
7440-70- Calcium	2.4	462	BE	2.5	291	BE	0.71	363	BE	0.7	327	BE	0.68	242	BE	0.69	258	B
7440-47- Chromium	0.07	4	E	0.07	3.4	E	0.06	8.8	*	0.06	6	*	0.06	1.9	*	0.06	9	
7440-48- Cobalt	0.07	1.3	B	0.07	0.71	B	0.06	1.9	B	0.06	1.3	B	0.06	ND		0.06	0.07	B
7440-50- Copper	0.15	4	E	0.16	3.2	E	0.1	5.4		0.1	4.6		0.09	0.78	B	0.09	3.5	
7439-89- Iron	1.7	2960	E	1.7	2630	E	1.9	6360	*	1.8	4750	*	1.8	496	*	1.8	2110	*
7439-92- Lead	0.19	2.3	E	0.19	3.8	E	0.23	6.8	*	0.22	3.4	*	0.22	0.88	*	0.22	1	*
7439-95- Magnesium	1.4	358	BE	1.5	81.8	BE	1	636		1	549		0.98	52.7	B	1	66.6	B
7439-96- Manganese	0.01	48	E	0.01	11.3	N	0.01	66.5		0.01	49.6		0.01	2.3		0.01	11	
7439-97- Mercury	0.01	ND	N	0.01	ND		0.01	0.03		0.01	0.01		0.01	ND		0.01	ND	
7440-02- Nickel	0.23	2.1	B	0.23	0.6	B	0.19	4.3		0.19	2.5	B	0.19	ND		0.19	0.47	B
7440-09- Potassium	3.7	172	B	3.8	103	B	2.2	236	B	2.1	208	B	2.1	21.1	B	2.1	23.6	B
7782-49- Selenium	0.34	ND		0.35	ND		0.32	ND		0.32	ND		0.31	ND		0.32	ND	
7440-22- Silver	0.38	ND		0.39	ND		0.11	ND	N	0.11	ND	N	0.1	ND	N	0.11	ND	N
7440-23- Sodium	40.9	75.8	B	42.2	94	B	38.1	163	B	37.6	180	B	36.5	183	B	37.2	153	B
7440-28- Thallium	0.6	ND		0.62	ND		0.58	ND		0.57	ND		0.56	ND		0.57	ND	
7440-62- Vanadium	0.1	3.3	B	0.11	6.3		0.08	9.7		0.07	7.2		0.07	0.88	B	0.07	1.5	B
7440-66- Zinc	0.06	13.6	E	0.06	5.3	E	0.12	15.7	*	0.12	12.4	*	0.11	2.8	*	0.12	4.4	*

PQL-Practical Quantitation Limit  
 ND-Non detect  
 B-Concentration < PQL, but > instrument detection level  
 N-Spiked sample recovery not within control limit  
 E-Estimated due to interference  
 \*- Lab duplicate analysis not within control limits

Table C-3 Metals  
 NWIRP Bethpage Post Operational Sampling

Client Sample ID Lab Sample ID Sample Collection Date Sample Receipt Date Sample Matrix Units	POSB-31-1012 P2126-05 04/09/2002 04/10/2002 SOIL mg/Kg			POSB-31-2224 P2126-06 04/09/2002 04/10/2002 SOIL mg/Kg			POSB-31-6062 P2126-08 04/09/2002 04/10/2002 SOIL mg/Kg			POSB-32-1012 P2243-03 04/17/2002 04/18/2002 SOIL mg/kg			POSB-32-2224 P2243-04 04/17/2002 04/18/2002 SOIL mg/kg			POSB-32-6062 P2243-08 04/17/2002 04/18/2002 SOIL mg/kg		
	PQL	CONC	Q	PQL	CONC	Q	PQL	CONC	Q	PQL	CONC	Q	PQL	CONC	Q	PQL	CONC	Q
7429-90- Aluminum	0.66	968		0.67	772		0.68	871		0.66	3410	E*	0.66	1420	E*	0.68	228	E*
7440-36- Antimony	0.24	0.65	B	0.24	0.54	B	0.24	ND		0.24	0.7	B	0.23	0.56	B	0.24	0.36	B
7440-38- Arsenic	0.27	0.34	B	0.27	ND		0.27	1.7		0.27	78.7		0.26	5.9		0.27	1.7	
7440-39- Barium	0.14	4.8	B	0.14	4.8	B	0.15	4.3	B	0.14	14.8	B	0.14	11.3	B	0.15	3	B
7440-41- Beryllium	0.01	0.13	B	0.01	0.05	B	0.01	0.07	B	0.01	0.18	B	0.01	0.08	B	0.01	0.03	B
7440-43- Cadmium	0.05	0.07	B	0.05	ND		0.05	0.15	B	0.05	1.1		0.05	0.36	B	0.05	0.15	B
7440-70- Calcium	2.4	256	B	2.4	297	B	2.4	283	B	2.4	477	BN	2.3	500	BN	2.4	271	BN
7440-47- Chromium	0.07	3		0.07	2.5		0.07	3.1		0.07	18.9		0.07	4.9		0.07	4.8	
7440-48- Cobalt	0.07	0.83	B	0.07	0.39	B	0.07	0.32	B	0.07	2.2	B	0.07	0.92	B	0.07	0.22	B
7440-50- Copper	0.15	3.8	*	0.15	7.8	*	0.16	3.1	*	0.15	7.6		0.15	7.1		0.16	2.5	B
7439-89- Iron	1.6	3320		1.6	1690		1.7	2300		1.6	5020	*	1.6	2480	*	1.7	1490	*
7439-92- Lead	0.18	1.3	E	0.19	1.3	E	0.19	1.9	E	0.18	6.1		0.18	1.9		0.19	3.2	
7439-95- Magnesium	1.4	219	B	1.4	246	B	1.5	77.5	B	1.4	571	N	1.4	500	BN	1.5	60.8	BN
7439-96- Manganese	0.01	18.1		0.01	12.9		0.01	7		0.01	128	N	0.01	23.8	N	0.01	4.5	N
7439-97- Mercury	0.01	ND		0.01	ND		0.01	ND		0.01	0.01	N	0.01	0.01	N	0.01	ND	N
7440-02- Nickel	0.22	0.8	B	0.23	0.83	B	0.23	0.3	B	0.22	3.7	B	0.22	2	B	0.23	1.1	B
7440-09- Potassium	3.7	90	BE	3.7	104	BE	3.8	75.9	BE	3.7	203	BNE*	3.6	348	BNE*	3.8	58.4	BNE*
7782-49- Selenium	0.34	ND		0.34	ND		0.35	ND		0.34	ND		0.33	ND		0.34	ND	
7440-22- Silver	0.38	ND		0.38	ND		0.39	ND		0.38	ND	*	0.37	ND	*	0.39	ND	*
7440-23- Sodium	40.5	113	B	40.8	83	B	41.7	97.1	B	40.5	ND		40	74.4	B	41.2	136	B
7440-28- Thallium	0.59	ND		0.6	ND		0.61	ND		0.59	ND		0.59	ND		0.6	ND	
7440-62- Vanadium	0.1	3.6	B	0.1	1.9	B	0.11	5.5		0.1	7.4	*	0.1	3.6	B*	0.1	3.5	B*
7440-66- Zinc	0.06	6.9	E	0.06	6.7	E	0.06	5.6	E	0.06	18.9		0.06	9.4		0.06	4.8	

PQL-Practical Quantitation Limit  
 ND-Non detect  
 B-Concentration < PQL, but > instrument detection level  
 N-Spiked sample recovery not within control limit  
 E-Estimated due to interference  
 \*- Lab duplicate analysis not within control limits

Table C-3 Metals  
NWIRP Bethpage Post Operational Sampling

Client Sample ID Lab Sample ID Sample Collection Date Sample Receipt Date Sample Matrix Units	POSB-33-1012 P2275-09 04/18/2002 04/19/2002 SOIL mg/Kg			POSB-33-2224 P2275-12 04/18/2002 04/19/2002 SOIL mg/Kg			POSB-33-6062 P2275-16 04/18/2002 04/19/2002 SOIL mg/Kg			POSB-34-1012 P2282-01 04/19/2002 04/19/2002 SOIL mg/Kg			POSB-34-2022 P2282-02 04/19/2002 04/19/2002 SOIL mg/Kg			POSB-34-5860 P2282-06 04/19/2002 04/19/2002 SOIL mg/Kg		
	PQL	CONC	Q	PQL	CONC	Q	PQL	CONC	Q	PQL	CONC	Q	PQL	CONC	Q	PQL	CONC	Q
7429-90- Aluminum	0.77	2080		0.73	1290		0.76	194		0.71	2170	E	0.66	810	E	0.69	615	E
7440-36- Antimony	0.49	ND		0.47	ND		0.49	ND		0.25	0.51	B	0.23	ND		0.24	ND	
7440-38- Arsenic	0.29	2.7		0.28	2.9		0.29	1.2		0.28	7.9		0.27	1.2		0.28	1.1	
7440-39- Barium	0.08	20.7	B	0.08	10.7	B	0.08	1.9	B	0.15	470	E	0.14	5.1	BE	0.15	7	BE
7440-41- Beryllium	0.01	0.17	B	0.01	0.1	B	0.01	0.01	B	0.01	0.23	B	0.01	0.11	B	0.01	0.07	B
7440-43- Cadmium	0.04	1.3		0.04	0.65		0.04	5.2		0.05	3.7		0.05	0.3	B	0.05	8.2	
7440-70- Calcium	0.69	1380	N	0.66	538	N	0.69	260	BN	2.5	2080	E	2.3	266	BE	2.4	351	BE
7440-47- Chromium	0.06	18.6		0.06	12.7		0.06	4.8		0.08	16.6	E	0.07	2.9	E	0.07	2.3	E
7440-48- Cobalt	0.06	1.3	B	0.06	0.58	B	0.06	0.09	B	0.08	2.4	B	0.07	0.69	B	0.07	0.42	B
7440-50- Copper	0.09	43.6		0.09	11.1		0.09	4.3		0.16	27.3	E	0.15	3.6	E	0.16	2.8	E
7439-89- Iron	1.8	5030		1.7	4280		1.8	1750		1.7	5490	E	1.6	3270	E	1.7	1220	E
7439-92- Lead	0.22	11.3		0.21	5.8		0.22	1.1		0.2	248	E	0.18	1.7	E	0.19	3.3	E
7439-95- Magnesium	1	695		0.95	409	B	0.99	54.9	B	1.5	741	E	1.4	222	BE	1.5	72.2	BE
7439-96- Manganese	0.01	34.3		0.01	20.3		0.01	12.2		0.01	49.3	E	0.01	20.2	E	0.01	9.4	E
7439-97- Mercury	0.19	4.2		0.18	2.6	B	0.19	0.31	B	0.01	0.42	N	0.01	ND	N	0.01	ND	N
7440-02- Nickel	2.1	164	BNE	2	135	BNE	2.1	32.9	BNE	0.24	5.5		0.22	1.2	B	0.23	0.45	B
7440-09- Potassium	0.32	0.68	*	0.3	ND	*	0.31	ND	*	3.9	195	B	3.7	106	B	3.8	129	B
7782-49- Selenium	0.11	0.48	B	0.1	0.35	B	0.1	ND		0.36	0.81		0.34	0.36	B	0.35	ND	
7440-22- Silver	37.2	154	BN	35.4	112	BN	36.9	130	BN	0.4	ND		0.38	ND		0.39	ND	
7440-23- Sodium	0.57	ND		0.54	ND		0.56	ND		43	237	B	40.4	88.4	B	42.2	75.5	B
7440-28- Thallium	0.07	8.4		0.07	4.2	B	0.07	2.4	B	0.63	ND		0.59	ND		0.62	ND	
7440-62- Vanadium	0.12	52.1		0.11	30.5		0.11	3.9		0.11	9.8		0.1	2.6	B	0.11	3.6	B
7440-66- Zinc	0.01	0.03		0.01	0.02		0.01	ND		0.07	87.4	E	0.06	8	E	0.06	4.3	E

PQL-Practical Quantitation Limit

ND-Non detect

B-Concentration < PQL, but > instrument detection level

N-Spiked sample recovery not within control limit

E-Estimated due to interference

\*- Lab duplicate analysis not within control limits



Table C-3 Metals  
 NWIRP Bethpage Post Operational Sampling

Client Sample ID Lab Sample ID Sample Collection Date Sample Receipt Date Sample Matrix Units	POSB-35-1012 P2220-12 04/16/2002 04/17/2002 SOIL mg/Kg			POSB-35-2022 P2220-13 04/16/2002 04/17/2002 SOIL mg/Kg			POSB-35-6062 P2243-02 04/17/2002 04/18/2002 SOIL mg/kg			POSB-36-1012 P2374-05 04/25/2002 04/26/2002 SOIL mg/Kg			POSB-37-1012 P2243-05 04/17/2002 04/18/2002 SOIL mg/kg			POSB-37-2224 P2243-06 04/17/2002 04/18/2002 SOIL mg/kg		
	PQL	CONC	Q	PQL	CONC	Q	PQL	CONC	Q	PQL	CONC	Q	PQL	CONC	Q	PQL	CONC	Q
7429-90- Aluminum	0.69	4590		0.68	1310	0.68	471	E*	0.75	2780	*	0.67	1460	E*	0.67	654	E*	
7440-36- Antimony	0.24	0.52	B	0.24	ND	0.24	0.65	B	0.27	0.36	B	0.24	0.68	B	0.24	0.38	B	
7440-38- Arsenic	0.27	2.1		0.27	1.1	0.27	11.2		0.3	4.4	*	0.27	1.8		0.27	0.69	B	
7440-39- Barium	0.15	13.3	B	0.15	6.4	B	0.15	3.3	B	0.16	16.6	B	0.14	6.6	B	0.14	5.1	B
7440-41- Beryllium	0.01	0.17	B	0.01	0.08	B	0.01	0.08	B	0.01	0.21	B	0.01	0.14	B	0.01	0.07	B
7440-43- Cadmium	0.05	2		0.05	0.51	B	0.05	7.4		0.06	2.3		0.05	0.34	B	0.05	0.13	B
7440-70- Calcium	2.4	584		2.4	291	B	2.4	303	BN	2.7	8000		2.4	427	BN	2.4	274	BN
7440-47- Chromium	0.07	9.2	*	0.07	3.3	*	0.07	6.9		0.08	14.6	*	0.07	5.4		0.07	3.6	
7440-48- Cobalt	0.07	2.6	B	0.07	1.2	B	0.07	0.4	B	0.08	2	B	0.07	1.1	B	0.07	0.69	B
7440-50- Copper	0.16	14.6		0.16	4.9		0.16	12.1		0.17	27		0.15	4.4		0.15	2.5	B
7439-89- Iron	1.7	4920	*	1.7	2470	*	1.7	5460	*	1.8	4370	*	1.7	4400	*	1.6	2240	*
7439-92- Lead	0.19	4.8		0.19	1.9		0.19	2.9		0.21	21.7	*	0.19	3.7		0.19	1.8	
7439-95- Magnesium	1.5	699	N	1.5	306	BN	1.5	73.2	BN	1.6	821		1.4	256	BN	1.4	196	BN
7439-96- Manganese	0.01	96.2		0.01	45.6		0.01	16.4	N	0.01	95.8		0.01	42.5	N	0.01	22.7	N
7439-97- Mercury	0.01	ND		0.01	ND		0.01	ND	N	0.01	0.06		0.01	0.02	N	0.01	ND	N
7440-02- Nickel	0.23	4	B	0.23	2.3	B	0.23	0.34	B	0.25	3.2	B	0.23	1.7	B	0.23	1.1	B
7440-09- Potassium	3.8	195	B*	3.8	113	B*	3.8	77.3	3NE	4.2	160	BN	3.7	83.8	3NE	3.7	80	3NE
7782-49- Selenium	0.35	ND		0.34	ND		0.35	ND		0.38	ND		0.34	ND		0.34	ND	
7440-22- Silver	0.39	0.43	B	0.39	ND		0.39	0.71	B*	0.43	1.9	*	0.38	ND	*	0.38	ND	*
7440-23- Sodium	41.7	110	B	41.2	133	B	41.7	113	B	45.7	62.7	B	40.9	94.2	B	40.8	71.7	B
7440-28- Thallium	0.61	ND		0.6	ND		0.61	ND		0.67	ND		0.6	ND		0.6	ND	
7440-62- Vanadium	0.11	8.8		0.1	3.3	B	0.11	5.7	*	0.12	6.6		0.1	3.9	B*	0.1	2.3	B*
7440-66- Zinc	0.06	16.1	*	0.06	7.8	*	0.06	6.1		0.07	21.7		0.06	7.1		0.06	5.4	

PQL-Practical Quantitation Limit  
 ND-Non detect  
 B-Concentration < PQL, but > instrument detection level  
 N-Spiked sample recovery not within control limit  
 E-Estimated due to interference  
 \*- Lab duplicate analysis not within control limits

Table C-3 Metals  
NWIRP Bethpage Post Operational Sampling

Client Sample ID Lab Sample ID Sample Collection Date Sample Receipt Date Sample Matrix Units	POSB-37-6264 P2243-07 04/17/2002 04/18/2002 SOIL mg/kg			POSB-38-1012 P2275-01 04/18/2002 04/19/2002 SOIL mg/Kg			POSB-38-2022 P2275-02 04/18/2002 04/19/2002 SOIL mg/Kg			POSB-38-6062 P2275-05 04/18/2002 04/19/2002 SOIL mg/Kg			POSB-38-6062D P2275-06 04/18/2002 04/19/2002 SOIL mg/Kg			POSB-39-1012 P2352-09 04/24/2002 04/24/2002 SOIL mg/Kg		
	PQL	CONC	Q	PQL	CONC	Q	PQL	CONC	Q	PQL	CONC	Q	PQL	CONC	Q	PQL	CONC	Q
7429-90- Aluminum	0.72	402	E*	0.75	1230	0.74	1160	0.8	397	0.78	422	0.69	6000	*				
7440-36- Antimony	0.26	0.43	B	0.48	ND	0.48	ND	0.52	ND	0.5	ND	0.24	0.76	B				
7440-38- Arsenic	0.29	5		0.29	1.9	0.28	0.91	0.31	1.7	0.3	1.6	0.27	3	*				
7440-39- Barium	0.16	2.7	B	0.08	4.8	B	0.08	B	4.3	0.09	3.7	0.15	20.8	B				
7440-41- Beryllium	0.01	0.03	B	0.01	0.23	B	0.01	B	0.01	0.02	B	0.01	0.28	B				
7440-43- Cadmium	0.06	0.66		0.04	ND	0.04	0.53	0.04	0.46	B	0.04	0.59	0.86					
7440-70- Calcium	2.6	254	BN	0.67	240	BN	0.67	261	0.73	B	0.7	283	429	B				
7440-47- Chromium	0.08	11.4		0.06	3.6	0.06	3.4	0.07	3.3	0.06	4.3	0.07	12.2	*				
7440-48- Cobalt	0.08	0.29	B	0.06	1.6	B	0.06	1	0.16	BN	0.06	0.09	3.3	B				
7440-50- Copper	0.17	14.5		0.09	8.6	0.09	9.2	0.1	3.2		3.3	0.16	6.9					
7439-89- Iron	1.8	3880	*	1.8	19200	1.7	3380	1.9	1650	1.8	1810	1.7	7300	*				
7439-92- Lead	0.2	2.9		0.21	1.6	0.21	1.6	0.23	3.6	0.22	2.8	0.19	5	*				
7439-95- Magnesium	1.6	62.5	BN	0.97	197	B	0.96	1	61.8	B	1	64.3	873					
7439-96- Manganese	0.01	22.2	N	0.01	96.4	0.01	36.3	0.01	5.3	0.01	6.1	0.01	110					
7439-97- Mercury	0.01	ND	N	0.18	0.39	B	0.18	1.6	0.23	B	0.19	0.29	ND					
7440-02- Nickel	0.24	1.7	B	2	95.9	BNE	2	107	69.5	BNE	2.1	59.3	4.1	B				
7440-09- Potassium	4	50.5	3NE	0.31	0.53	*	0.3	0.66	0.64	*	0.32	0.41	214	BN				
7782-49- Selenium	0.37	ND		0.1	0.17	B	0.1	ND	0.11	ND	0.11	ND	ND					
7440-22- Silver	0.41	ND	*	36.1	69	BN	35.8	112	38.9	BN	37.7	85.7	ND	*				
7440-23- Sodium	44	75.2	B	0.55	ND	0.55	ND	0.59	ND	0.58	ND	41.7	ND					
7440-28- Thallium	0.64	ND		0.07	4.6	B	0.07	3	0.08	B	0.07	4.3	ND					
7440-62- Vanadium	0.11	4.1	B*	0.11	20.5	0.11	8.8	0.12	3.9	0.12	4.1	0.11	10.9					
7440-66- Zinc	0.07	4.5		0.01	0.02	0.01	ND	0.01	ND	0.01	ND	0.06	26.1					

PQL-Practical Quantitation Limit

ND-Non detect

B-Concentration < PQL, but > instrument detection level

N-Spiked sample recovery not within control limit

E-Estimated due to interference

\*- Lab duplicate analysis not within control limits

Table C-3 Metals  
NWIRP Bethpage Post Operational Sampling

Client Sample ID Lab Sample ID Sample Collection Date Sample Receipt Date Sample Matrix Units	POSB-39-2224 P2352-11 04/24/2002 04/24/2002 SOIL mg/Kg			POSB-39-6062 P2374-01 04/25/2002 04/26/2002 SOIL mg/Kg			POSB-39-6062D P2374-04 04/25/2002 04/26/2002 SOIL mg/Kg			POSB-40-10-12 P2275-03 04/18/2002 04/19/2002 SOIL mg/Kg			POSB-40-22-24 P2275-04 04/18/2002 04/19/2002 SOIL mg/Kg			POSB-40-48-50 P2275-08 04/18/2002 04/19/2002 SOIL mg/Kg		
	PQL	CONC	Q	PQL	CONC	Q	PQL	CONC	Q	PQL	CONC	Q	PQL	CONC	Q	PQL	CONC	Q
7429-90- Aluminum	0.65	595	*	0.66	235	*	0.66	483	*	0.77	1670	0.75	631		0.76	160		
7440-36- Antimony	0.23	ND		0.23	ND		0.23	0.31	B	0.49	ND	0.48	ND		0.49	ND		
7440-38- Arsenic	0.26	0.77	B*	0.27	2.9	*	0.27	5.5	*	0.29	1.2	0.29	0.62	B	0.29	0.38		B
7440-39- Barium	0.14	3.5	B	0.14	1.5	B	0.14	2.6	B	0.08	8.2	B	0.08	3.6	B	0.08	1.5	B
7440-41- Beryllium	0.01	0.13	B	0.01	0.09	B	0.01	0.13	B	0.01	0.1	B	0.01	0.06	B	0.01	ND	
7440-43- Cadmium	0.05	0.18	B	0.05	0.08	B	0.05	0.33	B	0.04	ND	0.04	ND		0.04	1.6		
7440-70- Calcium	2.3	596		2.3	262	B	2.3	275	B	0.69	261	BN	0.67	242	BN	0.69	252	BN
7440-47- Chromium	0.07	5	*	0.07	4.1	*	0.07	6.7	*	0.06	3.8	0.06	14.1		0.06	1.4		
7440-48- Cobalt	0.07	0.49	B	0.07	ND		0.07	0.14	B	0.06	2.5	B	0.06	0.3	B	0.06	ND	
7440-50- Copper	0.15	3.2		0.15	4.5		0.15	8		0.09	4.2		0.09	3		0.09	2.1	B
7439-89- Iron	1.6	2150	*	1.6	1980	*	1.6	4370	*	1.8	4250	1.8	2900		1.8	617		
7439-92- Lead	0.18	1.4	*	0.18	1	*	0.18	1.9	*	0.22	1.4	0.21	0.58		0.22	0.97		
7439-95- Magnesium	1.4	165	B	1.4	64	B	1.4	73.7	B	1	340	B	0.97	206	B	0.99	53.2	B
7439-96- Manganese	0.01	20.1		0.01	6.1		0.01	8.1		0.01	131		0.01	29.1		0.01	2.4	
7439-97- Mercury	0.01	ND		0.01	ND		0.01	ND		0.19	1.5	B	0.18	1.1	B	0.19	0.38	B
7440-02- Nickel	0.22	0.83	B	0.22	ND		0.22	ND		2.1	126	BNE	2	77.1	BNE	2.1	29.5	BNE
7440-09- Potassium	3.6	58.3	BN	3.7	11.1	BN	3.7	42.2	BN	0.32	0.51	*	0.31	0.81	*	0.31	0.42	B*
7782-49- Selenium	0.33	ND		0.34	ND		0.34	ND		0.11	ND		0.1	ND		0.1	ND	
7440-22- Silver	0.37	ND	*	0.38	ND		0.38	ND		37.2	140	BN	36.1	108	BN	36.9	96.7	BN
7440-23- Sodium	39.6	64.9	B	40.4	ND		40.4	87.1	B	0.57	ND	0.55	ND	ND		0.56	ND	
7440-28- Thallium	0.58	ND		0.59	ND		0.59	ND		0.07	4.7	B	0.07	1.8	B	0.07	1.5	B
7440-62- Vanadium	0.1	2.1	B	0.1	2.5	B	0.1	5	B	0.12	8.8	0.11	5.1		0.11	2		B
7440-66- Zinc	0.06	9.5		0.06	5.2		0.06	7.5		0.01	ND	0.01	ND		0.01	ND		

PQL-Practical Quantitation Limit

ND-Non detect

B-Concentration < PQL, but > instrument detection level

N-Spiked sample recovery not within control limit

E-Estimated due to interference

\*- Lab duplicate analysis not within control limits

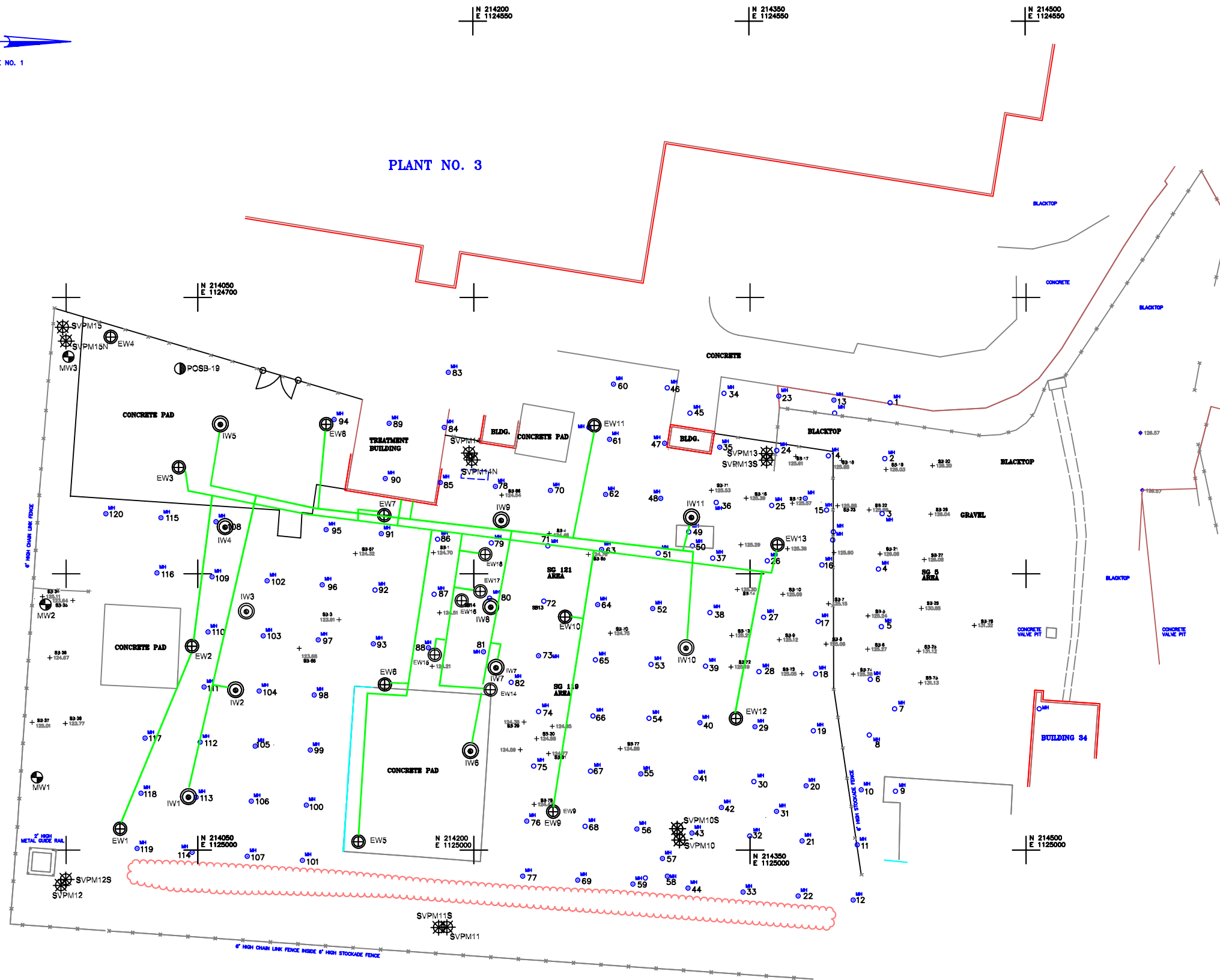
Table C-3 Metals  
 NWIRP Bethpage Post Operational Sampling

Client Sample ID Lab Sample ID Sample Collection Date Sample Receipt Date Sample Matrix Units	POSB-41-1012 P2112-07 04/08/2002 04/09/2002 SOIL mg/Kg			POSB-41-2224 P2112-08 04/08/2002 04/09/2002 SOIL mg/Kg			POSB-41-6062 P2126-02 04/09/2002 04/10/2002 SOIL mg/Kg			POSB-42-1012 P2352-07 04/24/2002 04/24/2002 SOIL mg/Kg			POSB-42-2224 P2352-08 04/24/2002 04/24/2002 SOIL mg/Kg			POSB-42-6062 P2352-12 04/24/2002 04/24/2002 SOIL mg/Kg		
	PQL	CONC	Q	PQL	CONC	Q	PQL	CONC	Q	PQL	CONC	Q	PQL	CONC	Q	PQL	CONC	Q
7429-90- Aluminum	1.8	789	*	1.8	788	*	0.69	635		0.61	1150	*	0.66	603	*	0.72	311	*
7440-36- Antimony	0.52	ND		0.51	ND		0.24	0.7	B	0.22	ND		0.23	ND		0.25	ND	
7440-38- Arsenic	0.53	0.83	B	0.52	0.81	B	0.27	2.4		0.24	1.1	*	0.27	0.6	B*	0.29	1.1	B*
7440-39- Barium	0.16	2.4	B	0.16	4.4	B	0.15	4.3	B	0.13	4.9	B	0.14	2.4	B	0.15	4.1	B
7440-41- Beryllium	0.01	0.06	B	0.01	0.06	B	0.01	0.04	B	0.01	0.15	B	0.01	0.11	B	0.01	0.1	B
7440-43- Cadmium	0.18	ND		0.17	ND		0.05	0.93		0.05	1.5		0.05	ND		0.06	0.09	B
7440-70- Calcium	1.6	257	BE	1.6	276	B	2.4	289	B	2.2	278	B	2.3	239	B	2.5	383	B
7440-47- Chromium	0.06	1.9	*	0.06	3.4		0.07	2.1		0.07	3.4	*	0.07	1.3	*	0.08	1.3	*
7440-48- Cobalt	0.13	0.33	B	0.13	0.52	B	0.07	0.31	B	0.07	0.83	B	0.07	0.68	B	0.08	0.3	B
7440-50- Copper	0.15	2.4	B	0.15	2.1	BE	0.16	2.4	B*	0.14	7		0.15	2.6		0.17	2	B
7439-89- Iron	1.3	2150		1.2	1910	*	1.7	2260		1.5	3610	*	1.6	1690	*	1.8	1230	*
7439-92- Lead	0.3	0.97		0.3	1.2		0.19	3	E	0.17	1.7	*	0.18	1.1	*	0.2	2.1	*
7439-95- Magnesium	1.3	154	B	1.3	201	B	1.5	69.8	B	1.3	276	B	1.4	162	B	1.5	82.8	B
7439-96- Manganese	0.06	13.6		0.06	32.9		0.01	11.6		0.01	21.7		0.01	11.5		0.01	9.6	
7439-97- Mercury	0.01	ND	*	0.01	ND	*	0.01	ND		0.01	ND		0.01	ND		0.01	ND	
7440-02- Nickel	0.22	0.69	B	0.21	1.1	B	0.23	ND		0.21	0.9	B	0.22	0.73	B	0.24	ND	
7440-09- Potassium	2.8	59.2	BE	2.7	89.2	BE	3.8	44.6	BE	3.4	96.6	BN	3.7	65.7	BN	4	79.1	BN
7782-49- Selenium	0.41	ND		0.41	ND		0.35	ND		0.31	ND		0.34	ND		0.36	ND	
7440-22- Silver	0.06	0.11	B	0.06	0.09	B	0.39	ND		0.35	ND	*	0.38	ND	*	0.41	ND	*
7440-23- Sodium	51.2	144	B*	50.7	ND	*	41.7	62.1	B	37.1	98.2	B	40.4	65.2	B	43.6	136	B
7440-28- Thallium	0.52	ND		0.51	ND		0.61	ND		0.54	ND		0.59	ND		0.64	ND	
7440-62- Vanadium	0.08	2	B	0.08	2.3	B	0.11	5.2	B	0.09	3.1	B	0.1	1.7	B	0.11	3.5	B
7440-66- Zinc	0.33	6.6		0.33	6.4		0.06	4.2	E	0.06	9		0.06	8.5		0.07	6.2	

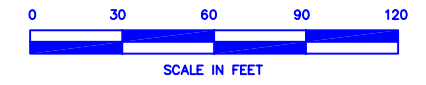
PQL-Practical Quantitation Limit  
 ND-Non detect  
 B-Concentration < PQL, but > instrument detection level  
 N-Spiked sample recovery not within control limit  
 E-Estimated due to interference  
 \*- Lab duplicate analysis not within control limits



PLANT NO. 3



- Map Notes:
- 1.) Coordinate Datum for this project is based on the New York State Plane Coordinate System, Long Island Zone (3104) established on the North American Datum of 1983 (NAD83) through the use of differential GPS techniques from Nassau County D.P.W. Stations 18E13NAZ, 18E12N and 11E11N.
  - 2.) Elevation Datum for this project is the National Geodetic Vertical Datum of 1929 (NGVD29). Differential GPS Observations in conjunction with standard leveling techniques were employed to establish and verify elevations shown hereon.
  - 3.) The limited underground structures shown hereon have been scaled from record plans provided to C.T. Male by Foster-Wheeler. C.T. Male does not guarantee that all underground structures or utilities have been shown as this was not part of the scope of work. Prior to any excavation or digging, the appropriate officials should be contacted to verify the existence of such facilities.
  - 4.) All information shown hereon is the result of an actual "on-the-ground" field survey conducted by C.T. Male Associates, P.C. during the week of November 6, 1995, and on April 25, 1996.
- Map Reference:
- 1.) "Drumman Bathpage Quadrangle no. 115 & 121 Civil", prepared by Lockwood, Keeler & Bartlett, Inc., Syosset, N.Y., dated June 1986.



- Map Notes:
- 1.) Coordinate Datum for this project is based on the New York State Plane Coordinate System, Long Island Zone (3104) established on the North American Datum of 1983 (NAD83) through the use of differential GPS techniques from Nassau County D.P.W. Stations 18E13NAZ, 18E12N and 11E11N. Coordinate Datum was established by C.T. Male Associates in 1995.
  - 2.) Elevation Datum for this project is the National Geodetic Vertical Datum of 1929 (NGVD29). Vertical Control is based on the Bench Mark of the box-out entrance to former Building No. 132 (Elev=124.82) on the Bench Mark.
- Map Reference:
- 1.) "Planimetric Survey - Site Drawing No. 95 - 525" by C.T. Male Associates, P.C. dated Nov. 27, 1995.

LEGEND

	EXTRACTION WELL	SURVEYED BY AMERICAN GEOTECH, 8/25/98
	AIR INJECTION	SURVEYED BY AMERICAN GEOTECH, 8/25/98
	SOIL VAPOR PRESSURE MONITOR	SURVEYED BY AMERICAN GEOTECH, 8/25/98
	MONITORING WELL	
	ELEVATION POINTS	
	MANHOLE LOCATION	
	PVC PIPING	

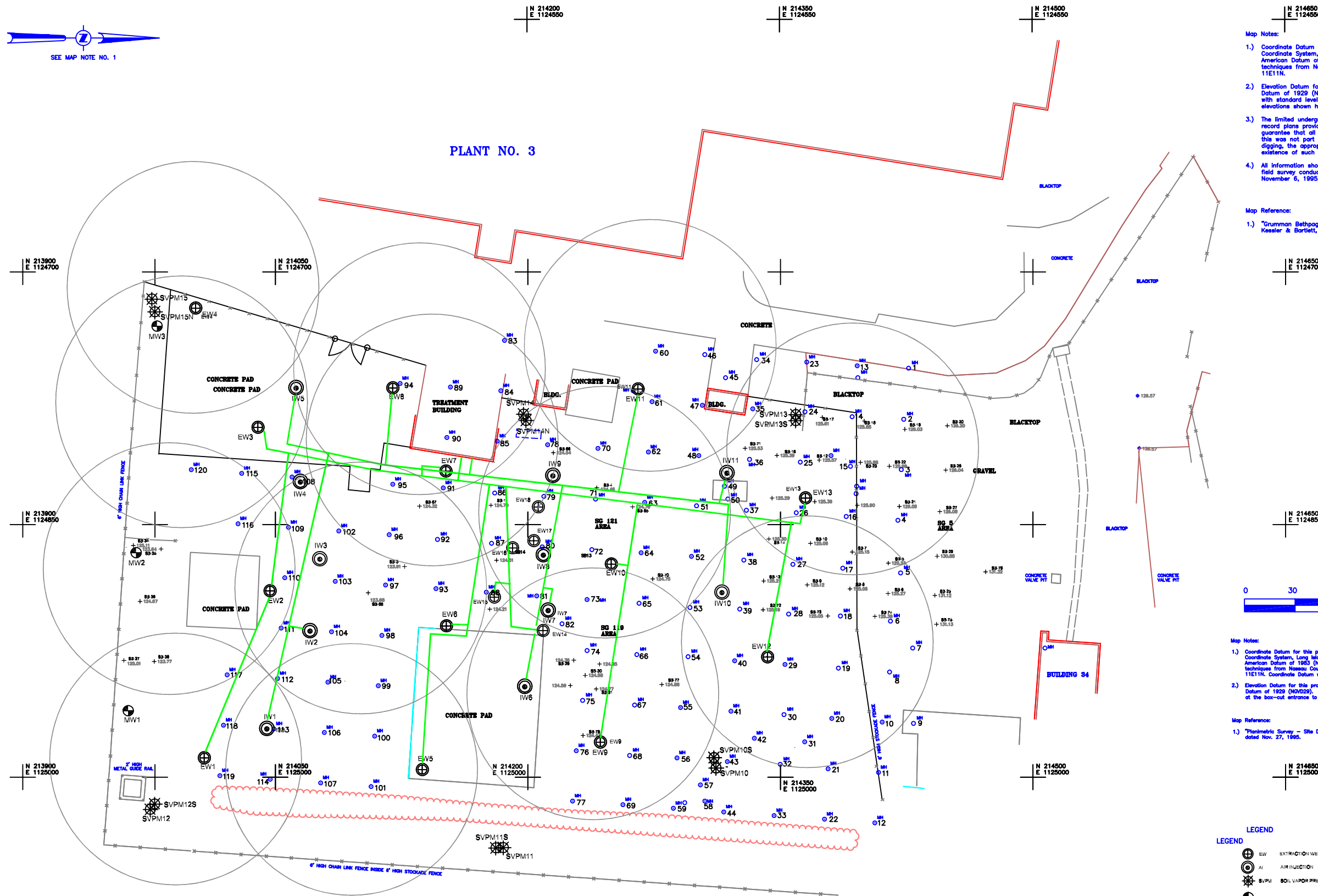
BASE MAP ADAPTED FROM C.T. MALE ASSOCIATES, P.C.  
 PLANIMETRIC SURVEY - SITE 1, DRAWING NO. 95-525,  
 DATE 5/6/96 REV 1

DEPARTMENT OF THE NAVY	NAVY FACILITIES ENGINEERING COMMAND	PERIOD/PLANNING	REVISION	DATE	APPROVED
EFA NORTHEAST	PERIOD/PLANNING	REVISION	DATE	APPROVED	
FIGURE 3		SYSTEM LAYOUT			
SEAL AREA		DATE			
SAT TO	DATE				
CODE ID. NO.	80091				
SCALE:	1"=30'-0"				
SPEC. NO.	04-				
CONSTR. CONTR. NO.	N62472-99-D-0032				
NAVFAC DRAWING NO.					
SHEET	OF				
SIZE:	DIS. SH. NO.				
D					

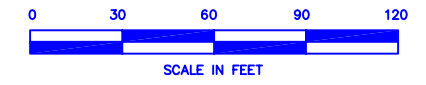


SEE MAP NOTE NO. 1

PLANT NO. 3



- Map Notes:
- 1.) Coordinate Datum for this project is based on the New York State Plane Coordinate System, Long Island Zone (3104) established on the North American Datum of 1983 (NAD83) through the use of differential GPS techniques from Nassau County D.P.W. Stations 18E13NAZ, 18E12N and 11E11N.
  - 2.) Elevation Datum for this project is the National Geodetic Vertical Datum of 1929 (NGVD29). Differential GPS Observations in conjunction with standard leveling techniques were employed to establish and verify elevations shown hereon.
  - 3.) The limited underground structures shown hereon have been scaled from record plans provided to C.T. Male by Foster-Wheeler. C.T. Male does not guarantee that all underground structures or utilities have been shown as this was not part of the scope of work. Prior to any excavation or digging, the appropriate officials should be contacted to verify the existence of such facilities.
  - 4.) All information shown hereon is the result of an actual "on-the-ground" field survey conducted by C.T. Male Associates, P.C. during the week of November 6, 1995, and on April 25, 1996.
- Map Reference:
- 1.) "Drumman Bathpage Quadrangle no. 115 & 121 Civil", prepared by Lockwood, Keeler & Bartlett, Inc., Syosset, N.Y., dated June 1986.



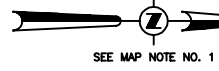
- Map Notes:
- 1.) Coordinate Datum for this project is based on the New York State Plane Coordinate System, Long Island Zone (3104) established on the North American Datum of 1983 (NAD83) through the use of differential GPS techniques from Nassau County D.P.W. Stations 18E13NAZ, 18E12N and 11E11N. Coordinate Datum was established by C.T. Male Associates in 1995.
  - 2.) Elevation Datum for this project is the National Geodetic Vertical Datum of 1929 (NGVD29). Vertical Control is based on the Bench Mark of the box-out entrance to former Building No. 132 (Elev=124.82) on the Bench Mark.
- Map Reference:
- 1.) "Planimetric Survey - Site Drawing No. 95 - 525" by C.T. Male Associates, P.C. dated Nov. 27, 1995.

LEGEND

	EXTRACTION WELL	SURVEYED BY AMERICAN GEOTECH, 8/25/98
	AIR INJECTION	SURVEYED BY AMERICAN GEOTECH, 8/25/98
	SOIL VAPOR PRESSURE MONITOR	SURVEYED BY AMERICAN GEOTECH, 8/25/98
	MONITORING WELL	
	ELEVATION POINTS	
	MANHOLE LOCATION	
	PVC PIPING	

BASE MAP ADAPTED FROM C.T. MALE ASSOCIATES, P.C.  
 PLANIMETRIC SURVEY - SITE 1, DRAWING NO. 95-525,  
 DATE 5/6/96 REV 1

DEPARTMENT OF THE NAVY	NAVY FACILITIES ENGINEERING COMMAND	PERIODIC/NAVAF	REVISION	DATE	APPROVED
EFA NORTHEAST	PERIODIC/NAVAF	REVISION	DATE	APPROVED	
FIGURE 4		DESIGN RADIUS OF INFLUENCE			
SEAL AREA					
SAT TO	DATE				
CODE ID. NO.	80091				
SCALE:	1"=30'-0"				
SPEC. NO.	04-				
CONSTR. CONTR. NO.	N62472-99-D-0032				
NAVFAC DRAWING NO.					
SHEET	OF				
SIZE:	D	DIS. SH. NO.			



SEE MAP NOTE NO. 1

EW8	8/01
TCE	8.8 ug/l
PCE	8.1 ug/l

EW7	8/01
1,1,1-TCA	190 ug/l
PCE	8.3 ug/l

POSB-24	4/02
1,1,1-TCA	5.2 ug/l
PCE	21 ug/l

EW11	8/01
PCE	<PQL

EW10	8/01
PCE	9.5 ug/l
1,1,1-TCA	12 ug/l

EW13	8/01
ND	

- Map Notes:
- Coordinate Datum for this project is based on the New York State Plane Coordinate System, Long Island Zone (3104) established on the North American Datum of 1983 (NAD83) through the use of differential GPS techniques from Nassau County D.P.W. Stations 18E13NAZ, 18E12N and 11E11N.
  - Elevation Datum for this project is the National Geodetic Vertical Datum of 1929 (NGVD29). Differential GPS Observations in conjunction with standard leveling techniques were employed to establish and verify elevations shown hereon.
  - The limited underground structures shown hereon have been scaled from record plans provided to C.T. Male by Foster-Wheeler. C.T. Male does not guarantee that all underground structures or utilities have been shown as this was not part of the scope of work. Prior to any excavation or digging, the appropriate officials should be contacted to verify the existence of such facilities.
  - All information shown hereon is the result of an actual "on-the-ground" field survey conducted by C.T. Male Associates, P.C. during the week of November 6, 1995, and on April 25, 1996.

- Map Reference:
- "Grumman Bethpage Quadrangle no. 115 & 121 Civil", prepared by Lockwood, Keasler & Bartlett, Inc., Syosset, N.Y., dated June 1966.

PLANT NO. 3

EW4	8/01
TCE	36 ug/l
PCE	23 ug/l

MW103	8/01
TCE	10 ug/l
PCE	5.5 ug/l
3/02	
CHLOROFORM	1.2 ug/l
TCE	29 ug/l
PCE	18 ug/l

EW3	8/01
ND	

POSB-SW	4/02
ND	

MW102	4/02
ND	

POSB-9	4/02
1,1,1-TCA	48 ug/l

EW2	8/01
TCE	5.2 ug/l

MW101	8/01
1,1,1-TCA	2.2 ug/l
TCE	13 ug/l

POSB-SE	4/02
ND	

EW1	8/01
CIS-1,2-DCE	37 ug/l
1,1,1-TCA	9.4 ug/l
TCE	230 ug/l
PCE	85 ug/l

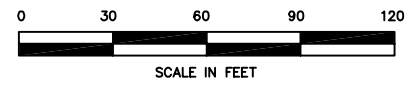
EW6	8/01
CIS-1,2-DCE	19 ug/l
PCE	30 ug/l

EW5	8/01
2-BUTANONE	13 ug/l

EW9	8/01
TCE	8.7 ug/l

POSB-20	4/02
<PQL	

EW12	8/01
ND	



- Map Notes:
- Coordinate Datum for this project is based on the New York State Plane Coordinate System, Long Island Zone (3104) established on the North American Datum of 1983 (NAD83) through the use of differential GPS techniques from Nassau County D.P.W. Stations 18E13NAZ, 18E12N and 11E11N. Coordinate Datum was established by C.T. Male Associates in 1995.
  - Elevation Datum for this project is the National Geodetic Vertical Datum of 1929 (NGVD29). Vertical Control is based on the Bench Mark at the log-out entrance to former Building No. 132 (Elev=124.82) on the Bench Mark.
- Map Reference:
- "Planimetric Survey - Site Drawing No. 95 - 525" by C.T. Male Associates, P.C. dated Nov. 27, 1995.

- LEGEND
- EW EXTRACTION WELL SURVEYED BY AMERICAN GEOTECH, 8/25/96
  - AI AIR INJECTION SURVEYED BY AMERICAN GEOTECH, 8/25/96
  - SVPM SOIL VAPOR PRESSURE MONITOR SURVEYED BY AMERICAN GEOTECH, 8/25/96
  - MW MONITORING WELL
  - ELEVATION POINTS
  - MAN-HOLE LOCATION
  - PVC PIPING
  - SOB SOIL BORING HYDROPHONIC LOCATION
  - ND NOT DETECTED
  - PQL LESS THAN PRACTICAL QUANTITATION LIMIT

BASE MAP ADAPTED FROM C.T. MALE ASSOCIATES, P.C.  
 PLANIMETRIC SURVEY - SITE 1, DRAWING NO. 95-525,  
 DATE 5/6/96 REV 1

DEPARTMENT OF THE ARMY	NAVY FACILITIES ENGINEERING COMMAND	PENNSYLVANIA	FOSTER WHEELER ENVIRONMENTAL
	EPA-NORTHEAST	BETHPAGE, NEW YORK	
SEAL AREA			
SAT TO	DATE		
CODE I.D. NO.	80091		
SCALE:	1"=30'-0"		
SPEC. NO.	04-		
CONSTR. CONTR. NO.	N62472-99-D-0032		
NAVFAC DRAWING NO.			
SHEET	OF		
SIZE:	DIS. SH. NO.		
D			

**FIGURE 5**  
**GROUNDWATER SAMPLE LOCATIONS AND RESULTS**  
**SITE 1 - FORMER DRUM MARSHALL AREA**



N 214200 E 1124550      N 214350 E 1124550      N 214500 E 1124550

N 214650 E 1124550

N 213900 E 1124700

N 214050 E 1124700

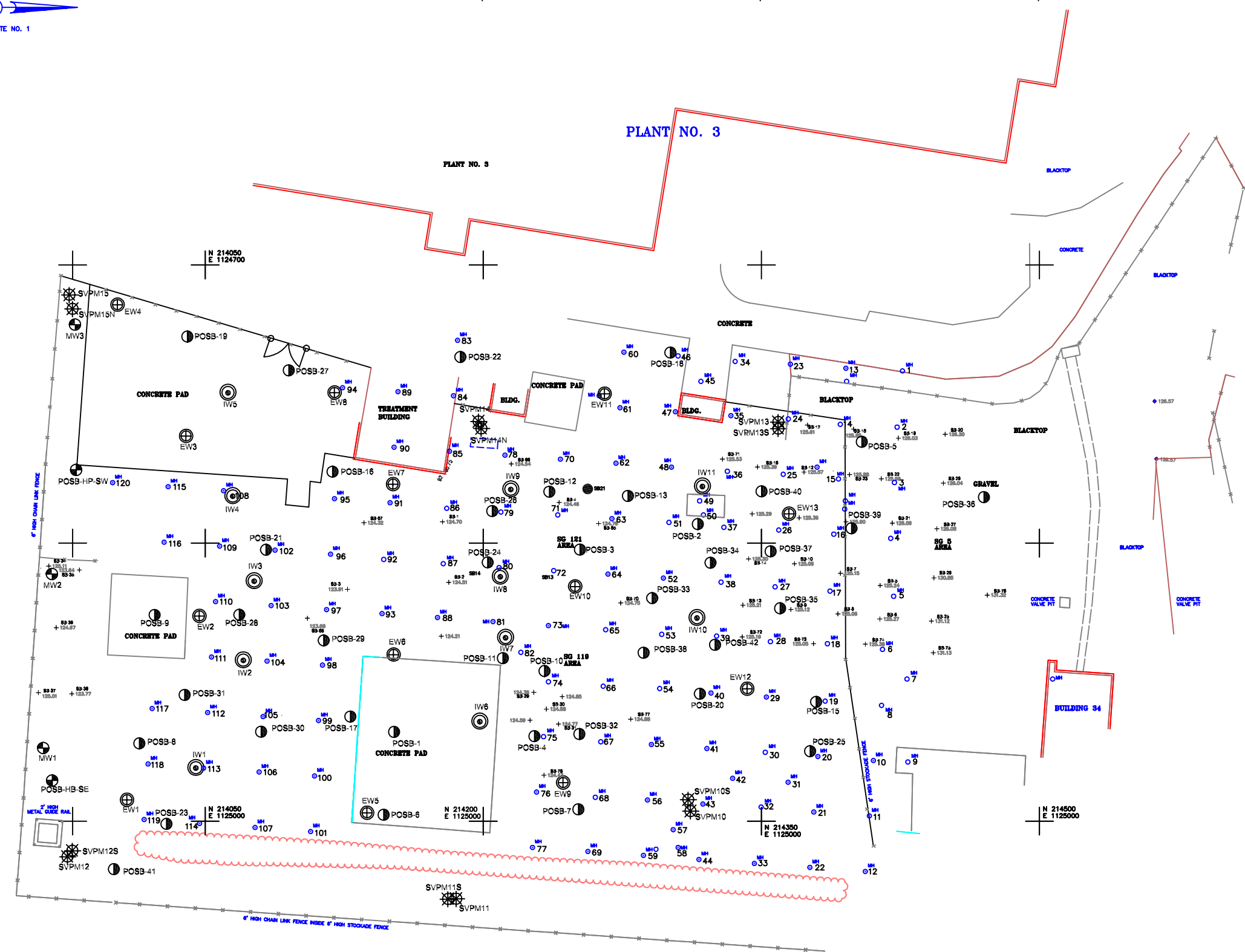
N 214650 E 1124700

N 213900 E 1124850

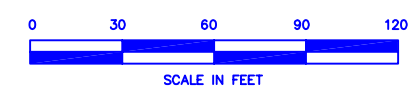
N 214650 E 1124850

N 213900 E 1125000

N 214650 E 1125000



- Map Notes:
- Coordinate Datum for this project is based on the New York State Plane Coordinate System, Long Island Zone (3104) established on the North American Datum of 1983 (NAD83) through the use of differential GPS techniques from Nassau County D.P.W. Stations 18E13NAZ, 18E12N and 11E11N.
  - Elevation Datum for this project is the National Geodetic Vertical Datum of 1929 (NGVD29). Differential GPS Observations in conjunction with standard leveling techniques were employed to establish and verify elevations shown hereon.
  - The limited underground structures shown hereon have been scaled from record plans provided to C.T. Male by Foster-Wheeler. C.T. Male does not guarantee that all underground structures or utilities have been shown as this was not part of the scope of work. Prior to any excavation or digging, the appropriate officials should be contacted to verify the existence of such facilities.
  - All information shown hereon is the result of an actual "on-the-ground" field survey conducted by C.T. Male Associates, P.C. during the week of November 6, 1995, and on April 25, 1996.
- Map Reference:
- "Drumman Bathpage Quadrangle no. 115 & 121 Civil", prepared by Lockwood, Keeler & Bartlett, Inc., Syosset, N.Y., dated June 1986.



- Map Notes:
- Coordinate Datum for this project is based on the New York State Plane Coordinate System, Long Island Zone (3104) established on the North American Datum of 1983 (NAD83) through the use of differential GPS techniques from Nassau County D.P.W. Stations 18E13NAZ, 18E12N and 11E11N. Coordinate Datum was established by C.T. Male Associates in 1995.
  - Elevation Datum for this project is the National Geodetic Vertical Datum of 1929 (NGVD29). Vertical Control is based on the Bench Mark at the box-out entrance to former Building No. 132 (Elev=124.82)
- Map Reference:
- "Planimetric Survey - Site Drawing No. 95 - 525" by C.T. Male Associates, P.C. dated Nov. 27, 1995.

LEGEND

	AIR INJECTION WELL	SURVEYED BY AMERICAN GEOTECH, 8/25/98
	EXTRACTION WELL	SURVEYED BY AMERICAN GEOTECH, 8/25/98
	SOIL VAPOR PRESSURE MONITOR	SURVEYED BY AMERICAN GEOTECH, 8/25/98
	MONITORING WELL	SURVEYED BY AMERICAN GEOTECH, 8/25/98
	C.T. MALE SURVEY BASELINE	SURVEYED BY AMERICAN GEOTECH, 8/25/98
	POST-OPERATIONAL SOIL BORING	
	HYDROPUNCH SAMPLE LOCATION	
	MANHOLE LOCATION	

BASE MAP ADAPTED FROM C.T. MALE ASSOCIATES, P.C. PLANIMETRIC SURVEY - SITE 1, DRAWING NO. 95-525, DATE 5/6/96 REV 1

CAD FILENAME: NAV12801C.DWG DATE: 8/12/02 PLOT SCALE: 1"=30'

DATE CREATED LATEST CHANGE CHANGED BY:

DEPARTMENT OF THE NAVY	NAVY FACILITIES ENGINEERING COMMAND	PERIOD/PLANNING	REVISION	DATE	APPROVED
EFDA NORTHEAST	PERIOD/PLANNING	REVISION	DATE	APPROVED	
FIGURE 6		SOIL BORING LOCATION MAP			
SITE 1 - FORMER DRUM MARSHALLING AREA		DATE			
SEAL AREA		DATE			
SAT TO		DATE			
CODE ID. NO.		80091			
SCALE: 1"=30'-0"					
SPEC. NO.		04-			
CONSTR. CONTR. NO.		N62472-99-D-0032			
NAVFAC DRAWING NO.					
SHEET		OF			
SIZE:		DIS. SH. NO.			
D					





POSB-10-1012		
Cis-1,2-DCE	8.8	ug/kg
TCE	19	ug/kg
PCE	230	ug/kg

POSB-10-2224		
Cis-1,2-DCE	590JD	ug/kg
1,1-DCA	78	ug/kg
1,1,1-TCA	710	ug/kg
Carbon Tetrachloride	22	ug/kg
TCE	820 D	ug/kg
Toluene	13	ug/kg
PCE	17,000 D	ug/kg
Ethyl Benzene	6.7	ug/kg
o-Xylene	7.2	ug/kg

POSB-10-4042		
1,1,1-TCA	230JD	ug/kg
TCE	180JD	ug/kg
PCE	34,000JD	ug/kg
Ethyl Benzene	32	ug/kg
m/p-Xylenes	65	ug/kg
o-Xylene	42	ug/kg
Toluene	410JD	ug/kg

POSB-22-1012		
PCE	24	ug/kg

- Map Notes:
- Coordinate Datum for this project is based on the New York State Plane Coordinate System, Long Island Zone (3104) established on the North American Datum of 1983 (NAD83) through the use of differential GPS techniques from Nassau County D.P.W. Stations 18E13NAZ, 18E12N and 11E11N.
  - Elevation Datum for this project is the National Geodetic Vertical Datum of 1929 (NGVD29). Differential GPS Observations in conjunction with standard leveling techniques were employed to establish and verify elevations shown hereon.
  - The limited underground structures shown hereon have been scaled from record plans provided to C.T. Male by Foster-Wheeler. C.T. Male does not guarantee that all underground structures or utilities have been shown as this was not part of the scope of work. Prior to any excavation or digging, the appropriate officials should be contacted to verify the existence of such facilities.
  - All information shown hereon is the result of an actual "on-the-ground" field survey conducted by C.T. Male Associates, P.C. during the week of November 6, 1995, and on April 25, 1996.

- Map Reference:
- "Drumman Bethpage Quadrangle no. 115 & 121 Ch", prepared by Lockwood, Keeler & Bartlett, Inc., Syosset, N.Y., dated June 1965.

PLANT NO. 3

POSB-16-1012		
PCE	180	ug/kg

POSB-21-1012		
PCE	2.7	ug/kg

POSB-21-3436		
Toluene	51	ug/kg
m/p-Xylenes	4.3	ug/kg
o-Xylene	3.6	ug/kg

POSB-2-2022		
PCE	13	ug/kg

POSB-2-5254		
1,1,1-TCA	120,000	ug/kg
PCE	220 J	ug/kg
Toluene	1,500	ug/kg
m/p-Xylenes	1,600	ug/kg
o-Xylene	1,900	ug/kg

POSB-24-1012		
PCE	4.8	ug/kg

POSB-24-2022		
PCE	37	ug/kg

POSB-34-1012		
Trans-1,2-DCE	79	ug/kg
Cis-1,2-DCE	220	ug/kg
1,2-DCA	60	ug/kg
TCE	770	ug/kg
1,1,1-TCA	22J	ug/kg
PCE	30J	ug/kg

POSB-34-2022		
TCE	9.2	ug/kg

POSB-34-5860		
PCE	35	ug/kg

POSB-15-1012		
Ethyl Benzene	17	ug/kg

POSB-15-2022		
Bromodichloromethane	29	ug/kg
PCE	24	ug/kg
Ethyl Benzene	34	ug/kg

POSB-33-1012		
Cis-1-2 DCE	12	ug/kg
TCE	16	ug/kg
PCE	90	ug/kg

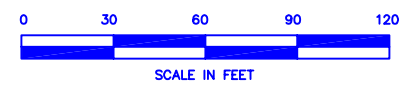
POSB-33-2224		
Cis-1-2 DCE	13	ug/kg
TCE	32	ug/kg
PCE	8.6	ug/kg

POSB-23-5456		
1,1,1-TCA	1,100	ug/kg
PCE	1,800	ug/kg
TCE	120,000D	ug/kg
Ethyl Benzene	490	ug/kg
m/p-Xylenes	2,700	ug/kg
o-Xylene	2,300	ug/kg

POSB-4-1012		
Vinyl chloride	18	ug/kg
TCE	51	ug/kg
Toluene	34	ug/kg
PCE	1400	ug/kg
Chlorobenzene	12	ug/kg

POSB-32-1012		
Bromodichloromethane	12	ug/kg

POSB-25-6264		
PCE	15	ug/kg

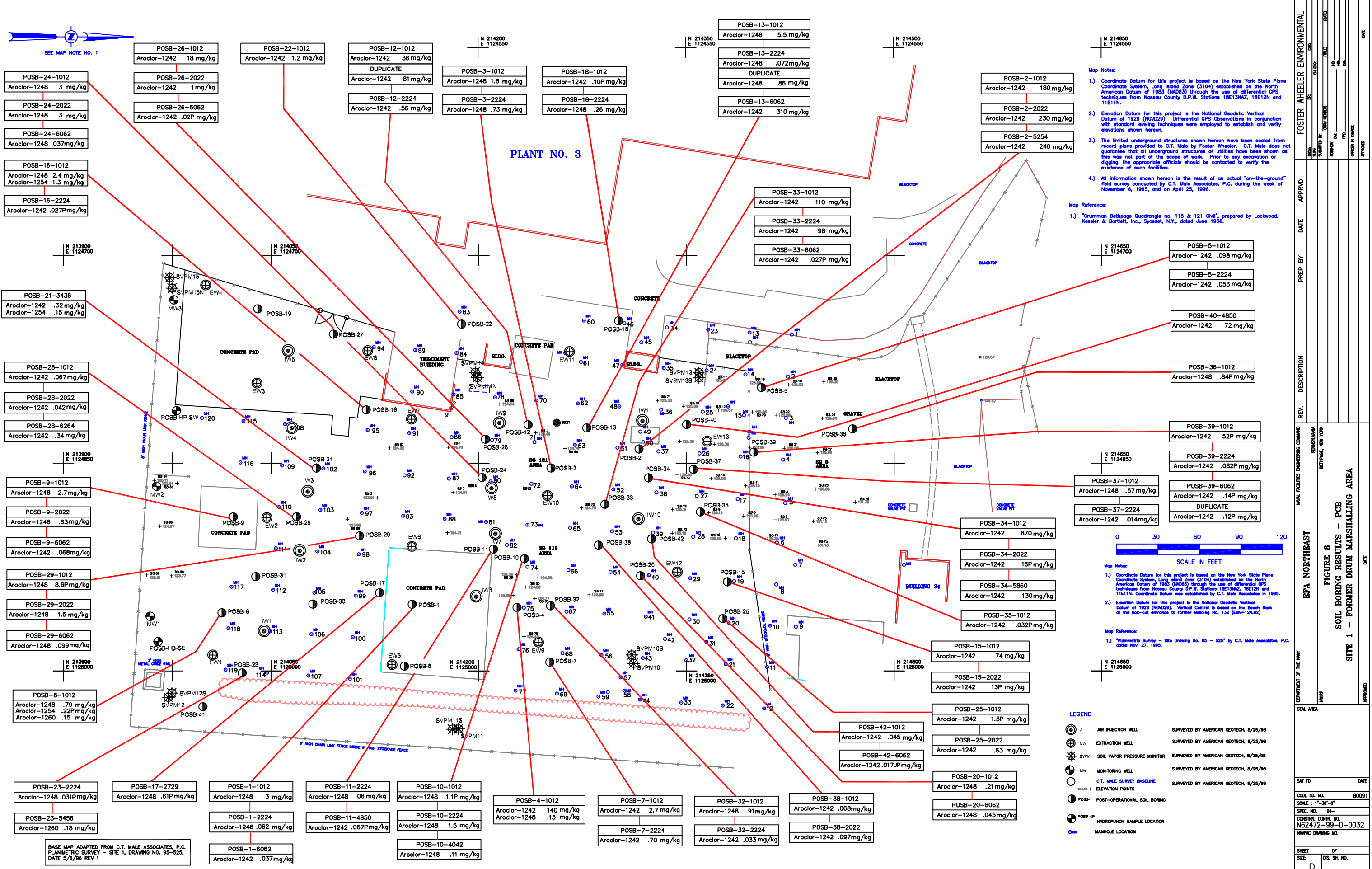


- Map Notes:
- Coordinate Datum for this project is based on the New York State Plane Coordinate System, Long Island Zone (3104) established on the North American Datum of 1983 (NAD83) through the use of differential GPS techniques from Nassau County D.P.W. Stations 18E13NAZ, 18E12N and 11E11N. Coordinate Datum was established by C.T. Male Associates in 1995.
  - Elevation Datum for this project is the National Geodetic Vertical Datum of 1929 (NGVD29). Vertical Control is based on the Bench Mark of the box-out entrance to former Building No. 132 (Elev=124.82).
- Map Reference:
- "Planimetric Survey - Site Drawing No. 95 - 525" by C.T. Male Associates, P.C. dated Nov. 27, 1995.

- LEGEND
- AI AIR INJECTION WELL SURVEYED BY AMERICAN GEOTECH, 8/25/96
  - EW EXTRACTION WELL SURVEYED BY AMERICAN GEOTECH, 8/25/96
  - SVP/M SOIL VAPOR PRESSURE MONITOR SURVEYED BY AMERICAN GEOTECH, 8/25/96
  - MW MONITORING WELL SURVEYED BY AMERICAN GEOTECH, 8/25/96
  - CB C.T. MALE SURVEY BASELINE SURVEYED BY AMERICAN GEOTECH, 8/25/96
  - 13L38+ ELEVATION POINTS
  - POSB-1 POST-OPERATIONAL SOIL BORING
  - POSB-IP HYDROPUNCH SAMPLE LOCATION
  - OHM MANHOLE LOCATION

BASE MAP ADAPTED FROM C.T. MALE ASSOCIATES, P.C. PLANIMETRIC SURVEY - SITE 1, DRAWING NO. 95-525, DATE 5/6/96 REV 1

DEPARTMENT OF THE NAVY	NAVY FACILITIES ENGINEERING COMMAND	PERIOD/DRAWN	REVISION	DATE	APPROVED
EF&A NORTHEAST	PERIOD/ISSUED	DESCRIPTION	PREP BY	DATE	APPROVED
<p>FIGURE 7 SOIL BORING RESULTS - VOC SITE 1 - FORMER DRUM MARSHALLING AREA</p>			DATE	APPROVED	
<p>SEAL AREA</p>			DATE	APPROVED	
<p>SAT TO</p>			DATE	APPROVED	
<p>CODE ID. NO. 80091</p>			DATE	APPROVED	
<p>SCALE: 1"=30'-0"</p>			DATE	APPROVED	
<p>SPEC. NO. 04-</p>			DATE	APPROVED	
<p>CONSTR. CONTR. NO. N62472-99-D-0032</p>			DATE	APPROVED	
<p>NAVFAC DRAWING NO.</p>			DATE	APPROVED	
<p>SHEET OF</p>			DATE	APPROVED	
<p>SIZE: DIS. SH. NO.</p>			DATE	APPROVED	

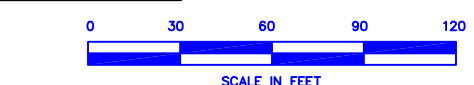


**Map Notes:**

- Coordinate Datum for this project is based on the New York State Plane Coordinate System, Long Island Zone (3104) established on the North American Datum of 1983 (NAD83) through the use of differential GPS techniques from Nassau County D.P.W. Stations 18E13N42, 18E12N and 11E11N.
- Elevation Datum for this project is the National Geodetic Vertical Datum of 1929 (NGVD29). Differential GPS Observations in conjunction with standard leveling techniques were employed to establish and verify elevations shown hereon.
- The limited underground structures shown hereon have been scaled from record plans provided to C.T. Male by Foster-Wheeler. C.T. Male does not guarantee that all underground structures or utilities have been shown as this was not part of the scope of work. Prior to any excavation or digging, the appropriate officials should be contacted to verify the existence of such facilities.
- All information shown hereon is the result of an actual "on-the-ground" field survey conducted by C.T. Male Associates, P.C. during the week of November 6, 1995, and on April 25, 1996.

**Map Reference:**

- "Drumman Bathpage Quadrangle, no. 115 & 121 Civil", prepared by Lockwood, Keeler & Bartlett, Inc., Syosset, N.Y., dated June 1986.



**Map Notes:**

- Coordinate Datum for this project is based on the New York State Plane Coordinate System, Long Island Zone (3104) established on the North American Datum of 1983 (NAD83) through the use of differential GPS techniques from Nassau County D.P.W. Stations 18E13N42, 18E12N and 11E11N. Coordinate Datum was established by C.T. Male Associates in 1995.
- Elevation Datum for this project is the National Geodetic Vertical Datum of 1929 (NGVD29). Vertical Control is based on the Bench Mark of the box-out entrance to former Building No. 132 (Elev=124.82)

**Map Reference:**

- "Topographic Survey - Site Drawing No. 95 - 525" by C.T. Male Associates, P.C. dated Nov. 27, 1995.

**LEGEND**

AI	AIR INJECTION WELL	SURVEYED BY AMERICAN GEOTECH, 8/25/98
EW	EXTRACTION WELL	SURVEYED BY AMERICAN GEOTECH, 8/25/98
SVPM	SOIL VAPOR PRESSURE MONITOR	SURVEYED BY AMERICAN GEOTECH, 8/25/98
MW	MONITORING WELL	SURVEYED BY AMERICAN GEOTECH, 8/25/98
C.M.S.	C.T. MALE SURVEY BASELINE	SURVEYED BY AMERICAN GEOTECH, 8/25/98
POSB-1	POST-OPERATIONAL SOIL BORING	
POSB-HP	HYDRO-PUNCH SAMPLE LOCATION	
OMH	MANHOLE LOCATION	

DEPARTMENT OF THE NAVY	REVISION	DATE	DESCRIPTION
NAVFACILITIES ENGINEERING COMMAND	1		PREPARED BY: DATE
NAVFAC PENSACOLA	2		APPROVED: DATE
NAVFAC BETHPAGE, NEW YORK	3		APPROVED: DATE
NAVFAC BETHPAGE, NEW YORK	4		APPROVED: DATE
NAVFAC BETHPAGE, NEW YORK	5		APPROVED: DATE
NAVFAC BETHPAGE, NEW YORK	6		APPROVED: DATE
NAVFAC BETHPAGE, NEW YORK	7		APPROVED: DATE
NAVFAC BETHPAGE, NEW YORK	8		APPROVED: DATE
NAVFAC BETHPAGE, NEW YORK	9		APPROVED: DATE
NAVFAC BETHPAGE, NEW YORK	10		APPROVED: DATE
NAVFAC BETHPAGE, NEW YORK	11		APPROVED: DATE
NAVFAC BETHPAGE, NEW YORK	12		APPROVED: DATE
NAVFAC BETHPAGE, NEW YORK	13		APPROVED: DATE
NAVFAC BETHPAGE, NEW YORK	14		APPROVED: DATE
NAVFAC BETHPAGE, NEW YORK	15		APPROVED: DATE
NAVFAC BETHPAGE, NEW YORK	16		APPROVED: DATE
NAVFAC BETHPAGE, NEW YORK	17		APPROVED: DATE
NAVFAC BETHPAGE, NEW YORK	18		APPROVED: DATE
NAVFAC BETHPAGE, NEW YORK	19		APPROVED: DATE
NAVFAC BETHPAGE, NEW YORK	20		APPROVED: DATE
NAVFAC BETHPAGE, NEW YORK	21		APPROVED: DATE
NAVFAC BETHPAGE, NEW YORK	22		APPROVED: DATE
NAVFAC BETHPAGE, NEW YORK	23		APPROVED: DATE
NAVFAC BETHPAGE, NEW YORK	24		APPROVED: DATE
NAVFAC BETHPAGE, NEW YORK	25		APPROVED: DATE
NAVFAC BETHPAGE, NEW YORK	26		APPROVED: DATE
NAVFAC BETHPAGE, NEW YORK	27		APPROVED: DATE
NAVFAC BETHPAGE, NEW YORK	28		APPROVED: DATE
NAVFAC BETHPAGE, NEW YORK	29		APPROVED: DATE
NAVFAC BETHPAGE, NEW YORK	30		APPROVED: DATE
NAVFAC BETHPAGE, NEW YORK	31		APPROVED: DATE
NAVFAC BETHPAGE, NEW YORK	32		APPROVED: DATE
NAVFAC BETHPAGE, NEW YORK	33		APPROVED: DATE
NAVFAC BETHPAGE, NEW YORK	34		APPROVED: DATE
NAVFAC BETHPAGE, NEW YORK	35		APPROVED: DATE
NAVFAC BETHPAGE, NEW YORK	36		APPROVED: DATE
NAVFAC BETHPAGE, NEW YORK	37		APPROVED: DATE
NAVFAC BETHPAGE, NEW YORK	38		APPROVED: DATE
NAVFAC BETHPAGE, NEW YORK	39		APPROVED: DATE
NAVFAC BETHPAGE, NEW YORK	40		APPROVED: DATE
NAVFAC BETHPAGE, NEW YORK	41		APPROVED: DATE
NAVFAC BETHPAGE, NEW YORK	42		APPROVED: DATE
NAVFAC BETHPAGE, NEW YORK	43		APPROVED: DATE
NAVFAC BETHPAGE, NEW YORK	44		APPROVED: DATE
NAVFAC BETHPAGE, NEW YORK	45		APPROVED: DATE
NAVFAC BETHPAGE, NEW YORK	46		APPROVED: DATE
NAVFAC BETHPAGE, NEW YORK	47		APPROVED: DATE
NAVFAC BETHPAGE, NEW YORK	48		APPROVED: DATE
NAVFAC BETHPAGE, NEW YORK	49		APPROVED: DATE
NAVFAC BETHPAGE, NEW YORK	50		APPROVED: DATE
NAVFAC BETHPAGE, NEW YORK	51		APPROVED: DATE
NAVFAC BETHPAGE, NEW YORK	52		APPROVED: DATE
NAVFAC BETHPAGE, NEW YORK	53		APPROVED: DATE
NAVFAC BETHPAGE, NEW YORK	54		APPROVED: DATE
NAVFAC BETHPAGE, NEW YORK	55		APPROVED: DATE
NAVFAC BETHPAGE, NEW YORK	56		APPROVED: DATE
NAVFAC BETHPAGE, NEW YORK	57		APPROVED: DATE
NAVFAC BETHPAGE, NEW YORK	58		APPROVED: DATE
NAVFAC BETHPAGE, NEW YORK	59		APPROVED: DATE
NAVFAC BETHPAGE, NEW YORK	60		APPROVED: DATE
NAVFAC BETHPAGE, NEW YORK	61		APPROVED: DATE
NAVFAC BETHPAGE, NEW YORK	62		APPROVED: DATE
NAVFAC BETHPAGE, NEW YORK	63		APPROVED: DATE
NAVFAC BETHPAGE, NEW YORK	64		APPROVED: DATE
NAVFAC BETHPAGE, NEW YORK	65		APPROVED: DATE
NAVFAC BETHPAGE, NEW YORK	66		APPROVED: DATE
NAVFAC BETHPAGE, NEW YORK	67		APPROVED: DATE
NAVFAC BETHPAGE, NEW YORK	68		APPROVED: DATE
NAVFAC BETHPAGE, NEW YORK	69		APPROVED: DATE
NAVFAC BETHPAGE, NEW YORK	70		APPROVED: DATE
NAVFAC BETHPAGE, NEW YORK	71		APPROVED: DATE
NAVFAC BETHPAGE, NEW YORK	72		APPROVED: DATE
NAVFAC BETHPAGE, NEW YORK	73		APPROVED: DATE
NAVFAC BETHPAGE, NEW YORK	74		APPROVED: DATE
NAVFAC BETHPAGE, NEW YORK	75		APPROVED: DATE
NAVFAC BETHPAGE, NEW YORK	76		APPROVED: DATE
NAVFAC BETHPAGE, NEW YORK	77		APPROVED: DATE
NAVFAC BETHPAGE, NEW YORK	78		APPROVED: DATE
NAVFAC BETHPAGE, NEW YORK	79		APPROVED: DATE
NAVFAC BETHPAGE, NEW YORK	80		APPROVED: DATE
NAVFAC BETHPAGE, NEW YORK	81		APPROVED: DATE
NAVFAC BETHPAGE, NEW YORK	82		APPROVED: DATE
NAVFAC BETHPAGE, NEW YORK	83		APPROVED: DATE
NAVFAC BETHPAGE, NEW YORK	84		APPROVED: DATE
NAVFAC BETHPAGE, NEW YORK	85		APPROVED: DATE
NAVFAC BETHPAGE, NEW YORK	86		APPROVED: DATE
NAVFAC BETHPAGE, NEW YORK	87		APPROVED: DATE
NAVFAC BETHPAGE, NEW YORK	88		APPROVED: DATE
NAVFAC BETHPAGE, NEW YORK	89		APPROVED: DATE
NAVFAC BETHPAGE, NEW YORK	90		APPROVED: DATE
NAVFAC BETHPAGE, NEW YORK	91		APPROVED: DATE
NAVFAC BETHPAGE, NEW YORK	92		APPROVED: DATE
NAVFAC BETHPAGE, NEW YORK	93		APPROVED: DATE
NAVFAC BETHPAGE, NEW YORK	94		APPROVED: DATE
NAVFAC BETHPAGE, NEW YORK	95		APPROVED: DATE
NAVFAC BETHPAGE, NEW YORK	96		APPROVED: DATE
NAVFAC BETHPAGE, NEW YORK	97		APPROVED: DATE
NAVFAC BETHPAGE, NEW YORK	98		APPROVED: DATE
NAVFAC BETHPAGE, NEW YORK	99		APPROVED: DATE
NAVFAC BETHPAGE, NEW YORK	100		APPROVED: DATE
NAVFAC BETHPAGE, NEW YORK	101		APPROVED: DATE
NAVFAC BETHPAGE, NEW YORK	102		APPROVED: DATE
NAVFAC BETHPAGE, NEW YORK	103		APPROVED: DATE
NAVFAC BETHPAGE, NEW YORK	104		APPROVED: DATE
NAVFAC BETHPAGE, NEW YORK	105		APPROVED: DATE
NAVFAC BETHPAGE, NEW YORK	106		APPROVED: DATE
NAVFAC BETHPAGE, NEW YORK	107		APPROVED: DATE
NAVFAC BETHPAGE, NEW YORK	108		APPROVED: DATE
NAVFAC BETHPAGE, NEW YORK	109		APPROVED: DATE
NAVFAC BETHPAGE, NEW YORK	110		APPROVED: DATE
NAVFAC BETHPAGE, NEW YORK	111		APPROVED: DATE
NAVFAC BETHPAGE, NEW YORK	112		APPROVED: DATE
NAVFAC BETHPAGE, NEW YORK	113		APPROVED: DATE
NAVFAC BETHPAGE, NEW YORK	114		APPROVED: DATE
NAVFAC BETHPAGE, NEW YORK	115		APPROVED: DATE
NAVFAC BETHPAGE, NEW YORK	116		APPROVED: DATE
NAVFAC BETHPAGE, NEW YORK	117		APPROVED: DATE
NAVFAC BETHPAGE, NEW YORK	118		APPROVED: DATE
NAVFAC BETHPAGE, NEW YORK	119		APPROVED: DATE
NAVFAC BETHPAGE, NEW YORK	120		APPROVED: DATE

FIGURE B  
SOIL BORING RESULTS - PCB  
SITE 1 - FORMER DRUM MARSHALL AREA