

Summary Packet
Vertical Profile Boring 128
And BPOW 3-3 and 3-4

NWIRP Bethpage
Bethpage, New York



Naval Facilities Engineering Command
Mid-Atlantic

Contract No. N62472-03-D-0057
Contract Task Order 066

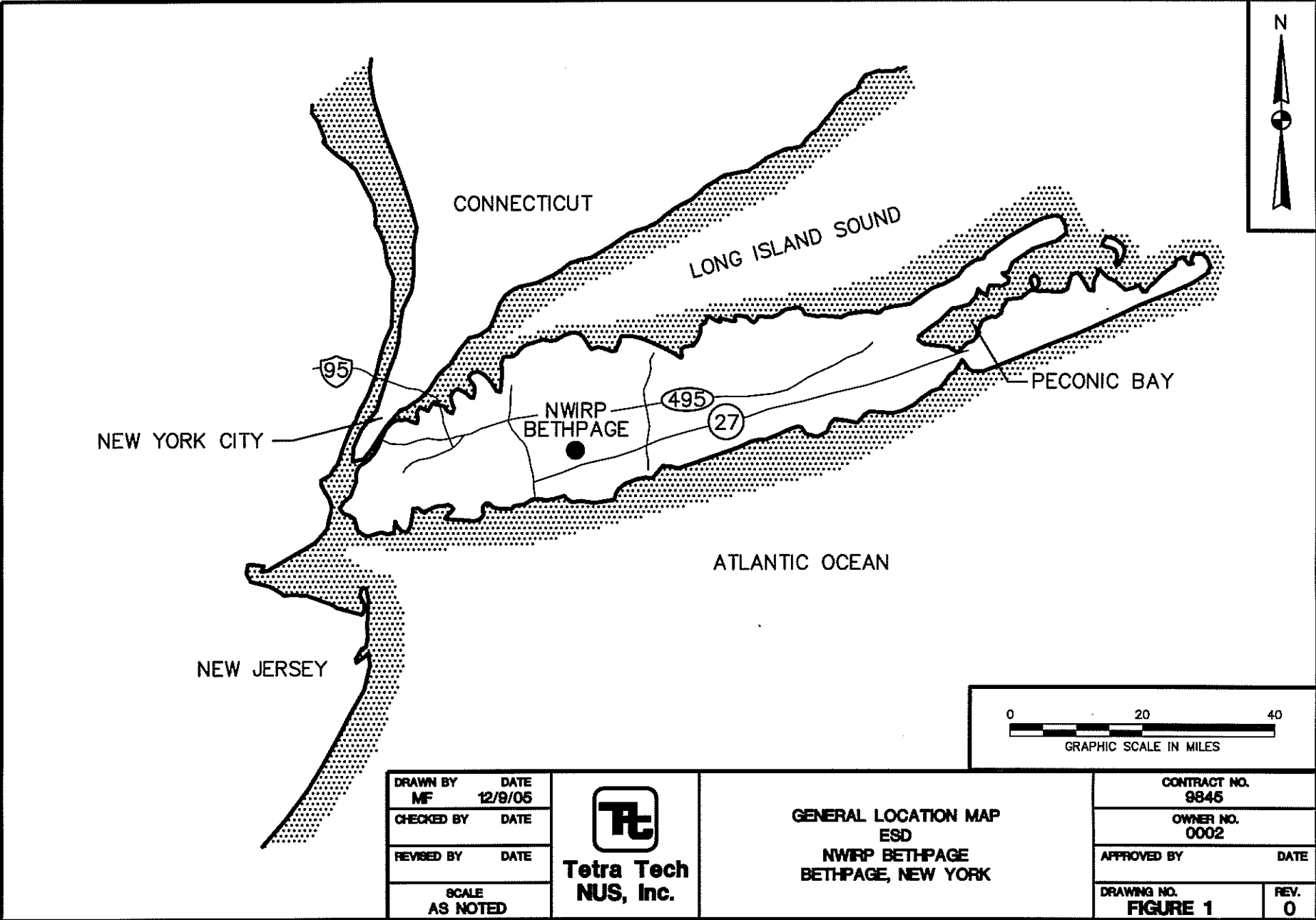
February 2012

TABLE OF CONTENTS

SECTION	PAGE
1	Figures..... 1
	-Figure 1 – General Location Map
	-Figure 2 – Cross Section Location Map
	-Figure 3 – Cross Section A-A'
	-Figure 4 – Cross Section C-C'
	-Figure 5 – Cross Section D-D'
2	VPB 128 Boring/Gamma Logs..... 7
3	VPB 128 Groundwater Sample Log Sheets 45
4	VPB 128 Analytical Data Sheets 91
	-Ecotest
	-Chemtech
5	VPB 128 Chain of Custody Records..... 191
6	VPB 128 Data Validation Package 202
7	VPB 128 Detected Compounds Table 211
8	BPOW 3-3, 3-4 213
	-Boring Log
	-Well Construction Logs
	-Well Development Log
	-Analytical Data Sheets
	-Chain of Custody Records
	-Data Validation Package
9	Survey..... 241

Section 1

Figures



DRAWN BY	DATE
MF	12/9/06
CHECKED BY	DATE
REVISD BY	DATE
SCALE AS NOTED	



**GENERAL LOCATION MAP
ESD
NWIRP BETHPAGE
BETHPAGE, NEW YORK**

CONTRACT NO. 9845	
OWNER NO. 0002	
APPROVED BY	DATE
DRAWING NO. FIGURE 1	REV. 0



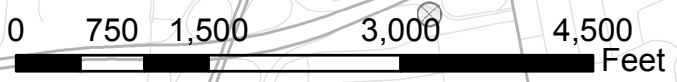
NORTHROP GRUMMAN

NWIRP BETHPAGE

**VPB-128
BPOW 3-3/BPOW 3-4**

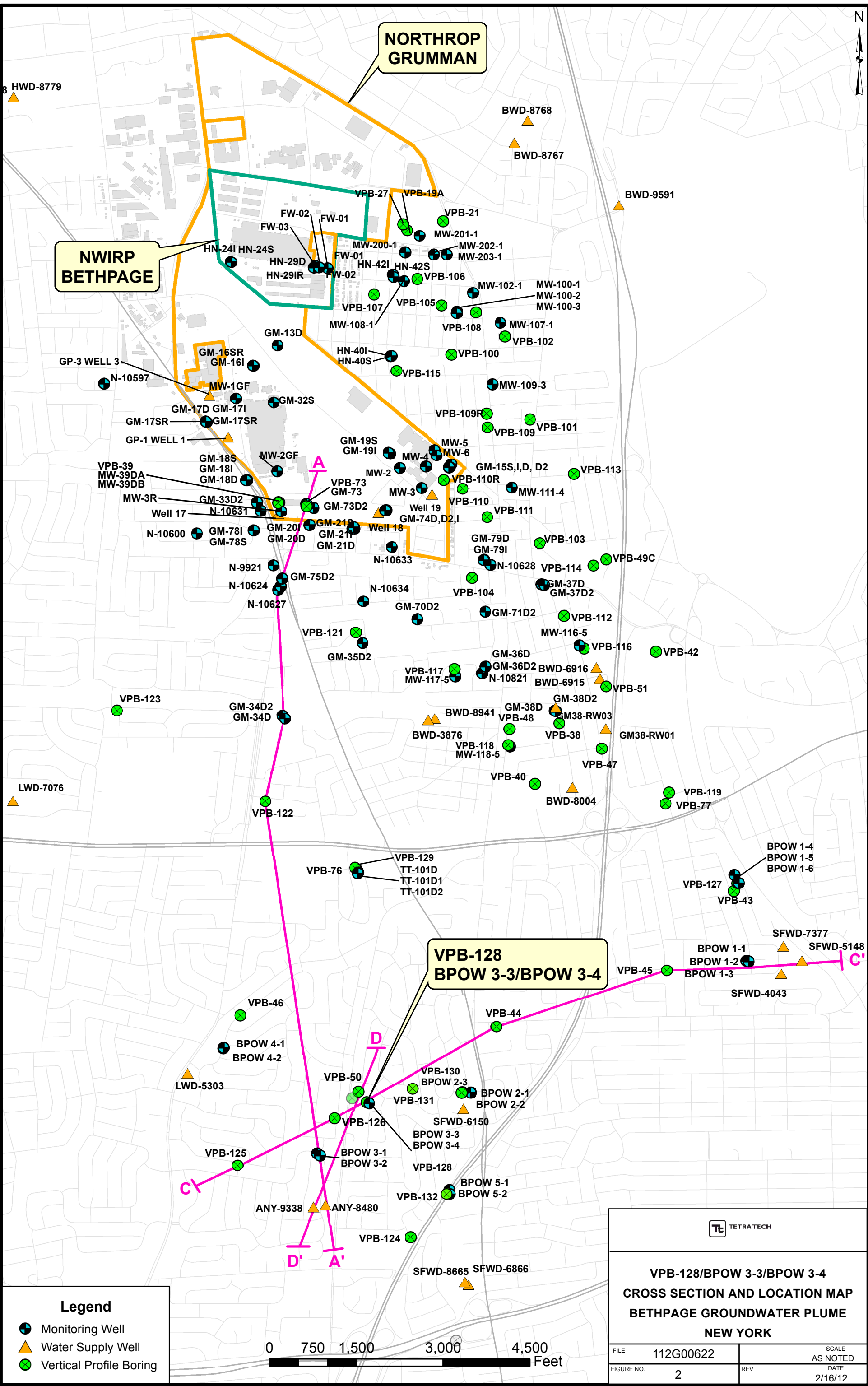
Legend

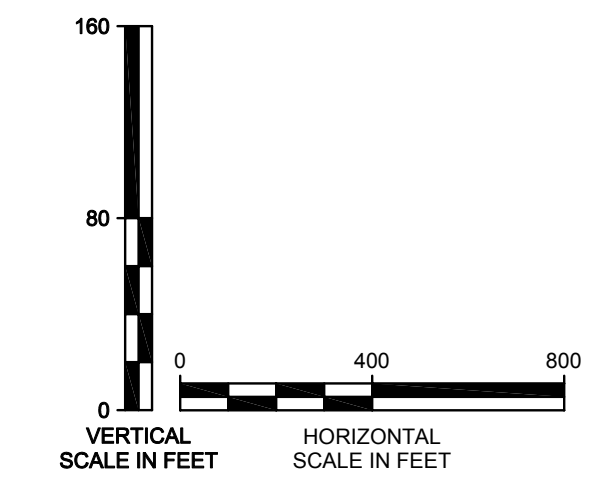
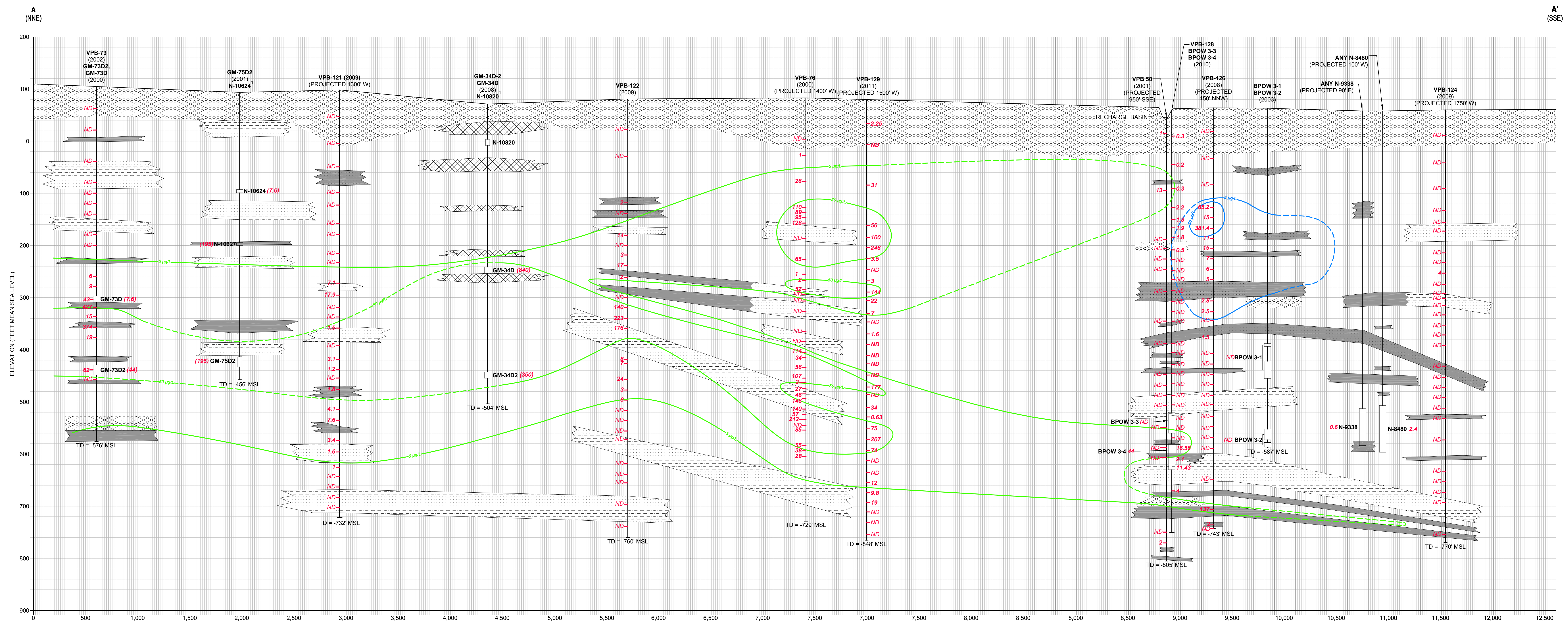
- Monitoring Well
- Water Supply Well
- Vertical Profile Boring



**VPB-128/BPOW 3-3/BPOW 3-4
CROSS SECTION AND LOCATION MAP
BETHPAGE GROUNDWATER PLUME
NEW YORK**

FILE	112G00622	SCALE	AS NOTED
FIGURE NO.	2	REV	DATE
			2/16/12



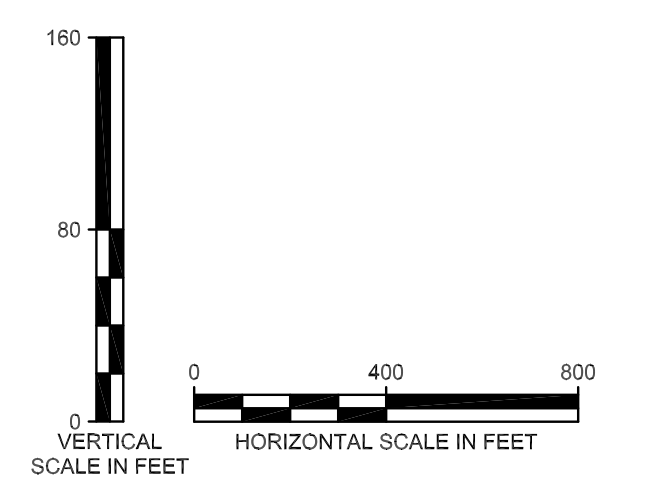
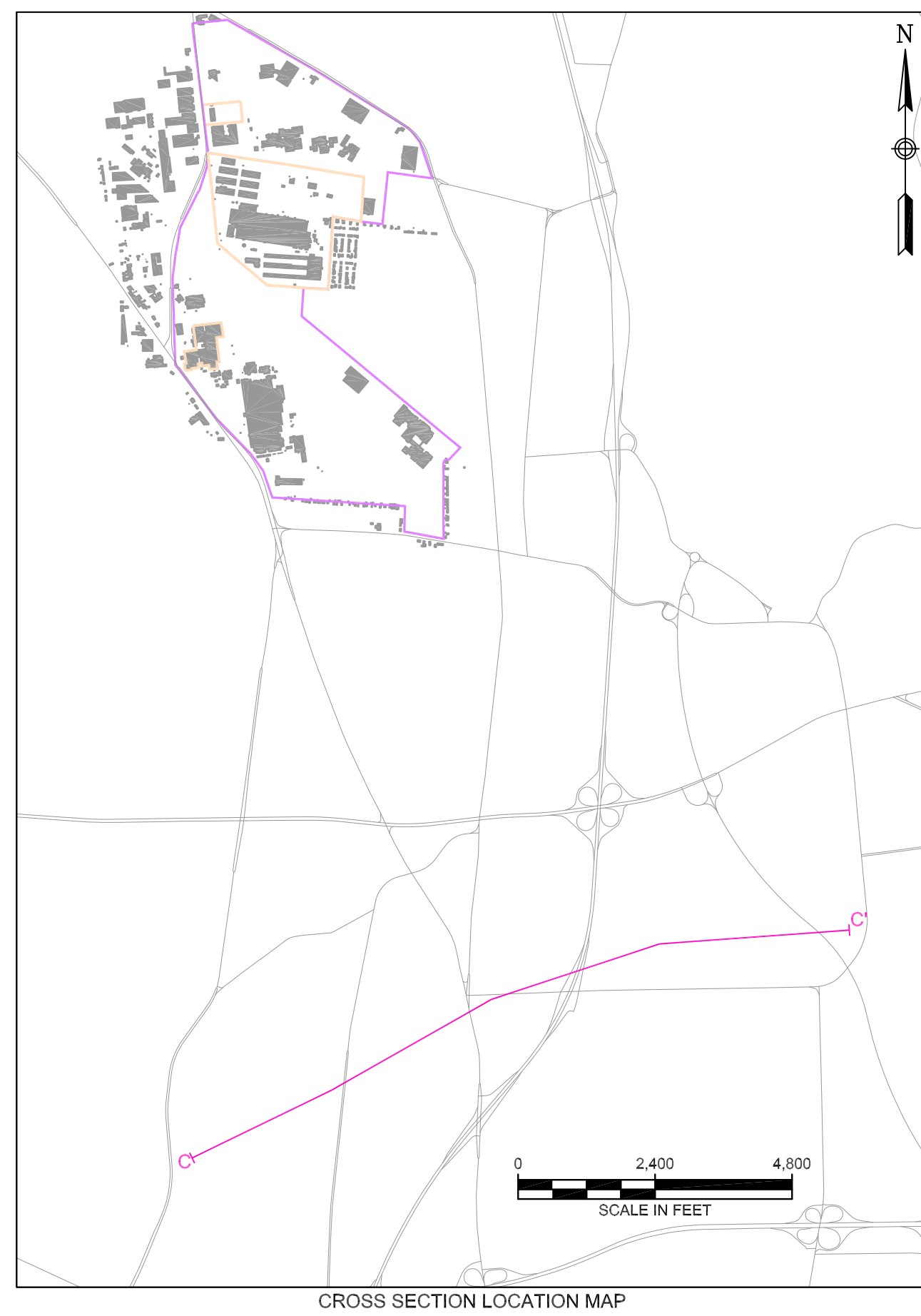
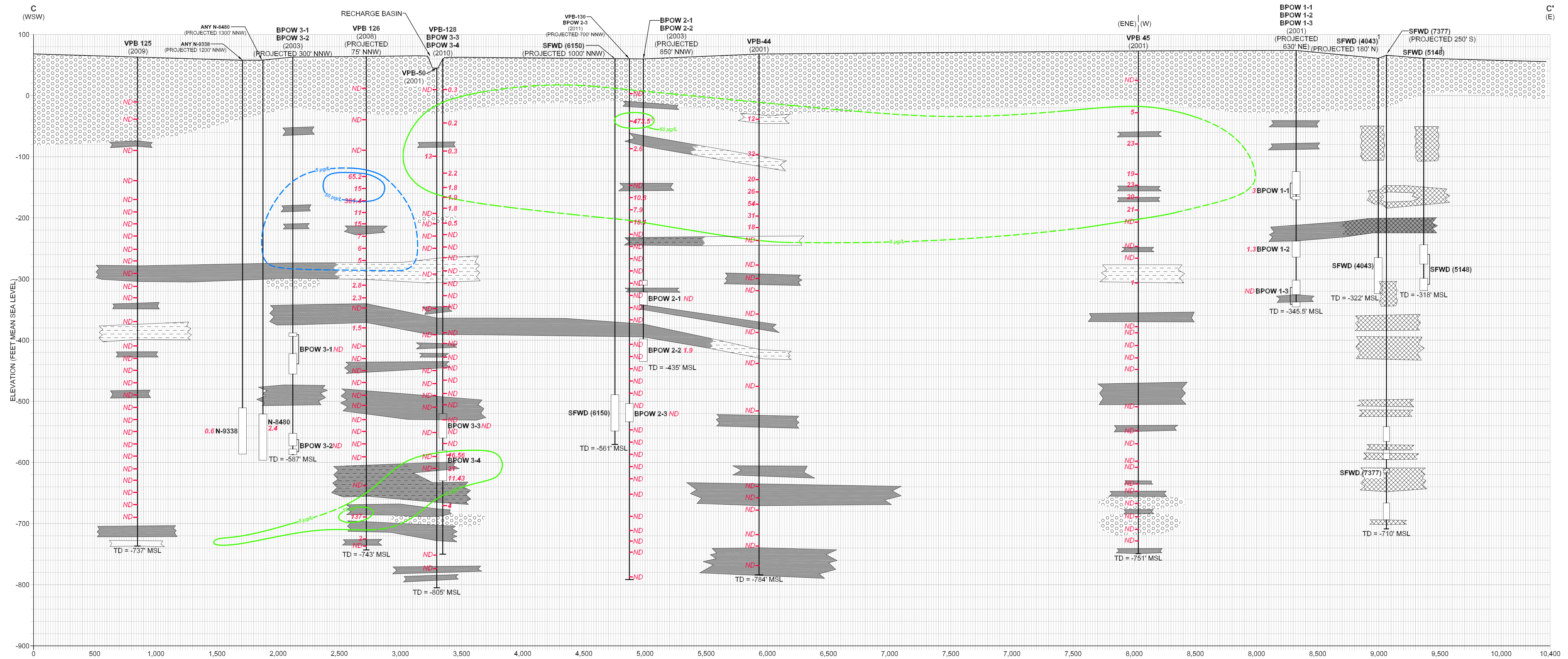


LEGEND	
	SAND AND GRAVEL
	F-M SAND WITH VARYING AMOUNTS OF SILT, CLAY, AND C. SAND
CONFINING UNITS	
	INTERBEDDED CLAY AND SAND
	SANDY CLAY
	CLAY
	CONFINING UNIT FROM ARCADIS CROSS-SECTION, NO SPECIFIC LITHOLOGY GIVEN
	ARCADIS CROSS SECTION (2004)
	TVOC DATA FROM ARCADIS
	BPOW 3-2 (2003) (PROJECTED 450' ESE) PROJECTION
	CONFINING UNIT (DASHED WHERE INFERRED)
	MONITORING WELL SCREEN
	VERTICAL PROFILE BORING TVOC RESULTS IN µg/L
	NOT DETECTED
	TOTAL VOC PLUME CONTOUR LINE
	PCE PLUME CONTOUR LINE
	TOTAL DEPTH (MEAN) SEA LEVEL



CROSS SECTION A - A'
BETHPAGE GROUNDWATER PLUME
BETHPAGE, NEW YORK

FILE 1120010410224	SCALE AS NOTED
FIGURE NUMBER FIGURE 3	REV DATE 0 02/20/12



LEGEND		BPOW 3-2 (2003) (PROJECTED 450' ESE)		MONITORING WELL ID	
[Symbol]	SAND AND GRAVEL	[Symbol]	CONFINING UNIT (DASHED WHERE INFERRED)	[Symbol]	INSTALLATION YEAR
[Symbol]	F-M SAND WITH VARYING AMOUNTS OF SILT, CLAY, AND C. SAND	[Symbol]	MONITORING WELL SCREEN	[Symbol]	PROJECTION
[Symbol]	CONFINING UNITS	[Symbol]	VERTICAL PROFILE BORING TVOC RESULTS IN µg/L	[Symbol]	NOT DETECTED
[Symbol]	INTERBEDDED CLAY AND SAND	[Symbol]	BENZENE DETECTED AT 440 µg/L	[Symbol]	TOTAL VOC PLUME CONTOUR LINE
[Symbol]	SANDY CLAY	[Symbol]	PCE PLUME CONTOUR LINE	[Symbol]	TOTAL DEPTH (MEAN) SEA LEVEL
[Symbol]	CLAY	[Symbol]		[Symbol]	
[Symbol]	CONFINING UNIT FROM ARCADIS CROSS-SECTION, NO SPECIFIC LITHOLOGY GIVEN	[Symbol]		[Symbol]	
[Symbol]	ARCADIS CROSS SECTION (2004)	[Symbol]		[Symbol]	
[Symbol]	TVOC DATA FROM ARCADIS	[Symbol]		[Symbol]	

Tetra Tech NUS, INC.

**CROSS SECTION C - C'
BETHPAGE GROUNDWATER PLUME
BETHPAGE, NEW YORK**

FILE 1120010410282	SCALE AS NOTED
FIGURE NUMBER FIGURE 4	REV DATE 0 12/15/11

Section 2

VPB 128 Boring/Gamma Logs



BORING LOG

PROJECT NAME: BETHPAGE OU-2 OFFSITE GW
 PROJECT NUMBER: 112G00622-PHASE II
 DRILLING COMPANY: DELTA WELL & PUMP
 DRILLING RIG: MUD ROTARY

BORING No.: VPB-128
 DATE: 12/13/10
 GEOLOGIST: Conti
 DRILLER: B. Welischar

Sample No. and Type or RQD	Depth (Ft.) or Run No.	Blows / 6" or RQD (%)	Sample Recovery / Sample Length	Lithology Change (Depth/Ft.) or Screened Interval	MATERIAL DESCRIPTION			U S C S *	Remarks	PID/FID Reading (ppm)									
					Soil Density/ Consistency or Rock Hardness	Color	Material Classification			Sample	Sampler BZ	Borehole**	Driller BZ**						
	0																		
	1200					DENSE	YELLOW BRN SAND AND GRAVEL	GW MOIST											
								SM 1/2 TO 1" SUB ROUND GRAVEL (FROM CUTTINGS)											
	10						SAME												
	1300																		
	20						SAME												
	1400																		
	40						SAME												
	50						SAME												

* When rock coring, enter rock brokenness.

** Include monitor reading in 6 foot intervals @ borehole. Increase reading frequency if elevated response read.

Drilling Area

Remarks: DRIVE 10" CAS TO 40 USING CASING DRIVER AND 8" BIT TO ADVANCE AHEAD OF BORING. Background (ppm): 0

Converted to Well: Yes No Well I.D. #: BPOW 3-4



BORING LOG

PROJECT NAME: BETHPAGE OU-2 OFFSITE GW
 PROJECT NUMBER: 112G00622-PHASE II
 DRILLING COMPANY: DELTA WELL & PUMP
 DRILLING RIG: MUD ROTARY

BORING No.: VPB-128
 DATE: 1/3/11
 GEOLOGIST: Conti
 DRILLER: B. Welischar

Sample No. and Type or RQD	Depth (Ft.) or Run No.	Blows / 6" or RQD (%)	Sample Recovery / Sample Length	Lithology Change (Depth/Ft.) or Screened Interval	MATERIAL DESCRIPTION			U S C S *	Remarks	PID/FID Reading (ppm)			
					Soil Density/ Consistency or Rock Hardness	Color	Material Classification			Sample	Sampler BZ	Borehole**	Driller BZ**
	50				DENSE	TAN BBN	SAND-SOME GRAVEL	SWWET		0			
	57								TOOK				
S-1 1500	58								[BP-VPB128-GW-058]				
	60									0			
									SAME.				
	70									0			
	80									0			
	90									0			
									SAME - NOT AS MUCH GRAVEL				
	100									0			

1/3
 1/4

* When rock coring, enter rock brokenness.

** Include monitor reading in 6 foot intervals @ borehole. Increase reading frequency if elevated response read.

Remarks: _____

Drilling Area Background (ppm):

Converted to Well: Yes No Well I.D. #: BPOW 3-4



BORING LOG

PROJECT NAME: **BETHPAGE OU-2 OFFSITE GW**
 PROJECT NUMBER: **112G00622-PHASE II**
 DRILLING COMPANY: **DELTA WELL & PUMP**
 DRILLING RIG: **MUD ROTARY**

BORING No.: **VPB-128**
 DATE: **1/4/11**
 GEOLOGIST: **Conti**
 DRILLER: **B. Welischar**

Sample No. and Type or RQD	Depth (Ft.) or Run No.	Blows / 6" or RQD (%)	Sample Recovery / Sample Length	Lithology Change (Depth/Ft.) or Screened Interval	MATERIAL DESCRIPTION			U S C S	Remarks	PID/FID Reading (ppm)								
					Soil Density/ Consistency or Rock Hardness	Color	Material Classification			Sample	Sampler BZ	Borehole**	Driller BZ**					
	100																	
S-2 e	102	/			DENSE	YELLOW BRN	SAND - TR GRAFI SM		WET	0								
	103	/							TOOK BP-VPB128 GW-103									
	110	/					SAME			0								
	120	/					SAME			0								
	130	/					SAME (TR CLAY)		(CUTTINGS)	0								
	140	/					SAME			0								
S-3 e	147	/							TOOK BP-VPB128 GW-148									
1030	148	/					SAME			0								
	150	/								0								

* When rock coring, enter rock brokenness.

** Include monitor reading in 6 foot intervals @ borehole. Increase reading frequency if elevated response read.

Remarks: _____

Drilling Area Background (ppm):

Converted to Well: Yes No Well I.D. #: BPOW 3-4



BORING LOG

PROJECT NAME: BETHPAGE OU-2 OFFSITE GW
 PROJECT NUMBER: 112G00622-PHASE II
 DRILLING COMPANY: DELTA WELL & PUMP
 DRILLING RIG: MUD ROTARY

BORING No.: VPB-128
 DATE: 1/5/11
 GEOLOGIST: Conti
 DRILLER: B. Welischar

Sample No. and Type or RQD	Depth (Ft.) or Run No.	Blows / 6" or RQD (%)	Sample Recovery / Sample Length	Lithology Change (Depth/Ft.) or Screened Interval	MATERIAL DESCRIPTION			U S C S *	Remarks	PID/FID Reading (ppm)			
					Soil Density/ Consistency or Rock Hardness	Color	Material Classification			Sample	Sampler BZ	Borehole**	Driller BZ**
	150				DENSE BEN SILTY SAND		SM WET			0			
					TR GRAVEL								
	160				SAME					0			
	170				SAME					0			
	180				SAME					0			
S-4187	187				SAME		WET			0			
1245188	188												
	200				SAME					0			

* When rock coring, enter rock brokenness.

** Include monitor reading in 6 foot intervals @ borehole. Increase reading frequency if elevated response read.

Remarks: _____

Drilling Area Background (ppm): 0

Converted to Well: Yes No X Well I.D. #: BPOW 3-4



BORING LOG

PROJECT NAME: BETHPAGE OU-2 OFFSITE GW
 PROJECT NUMBER: 112G00622-PHASE II
 DRILLING COMPANY: DELTA WELL & PUMP
 DRILLING RIG: MUD ROTARY

BORING No.: VPB-128
 DATE: 1/5/11
 GEOLOGIST: Conti
 DRILLER: B. Welischar

Sample No. and Type or RQD	Depth (Ft.) or Run No.	Blows / 6" or RQD (%)	Sample Recovery / Sample Length	Lithology Change (Depth/Ft.) or Screened Interval	MATERIAL DESCRIPTION			U S C S *	Remarks	PID/FID Reading (ppm)								
					Soil Density/ Consistency or Rock Hardness	Color	Material Classification			Sample	Sampler BZ	Borehole**	Driller BZ**					
	200																	
					DENSE		FIN SILTY SAND-TR F. GRAVEL		WET		0							
									TOOK									
	S-5 e 1435	207 208 210								[BP-VPB128- GW-208]	0							
							SAME											
		220					SAME				0							
	S-6 e 1100	227 228 230							TOOK	[BP-VPB128- GW-228]	0							
							SAME											
		240					SAME				0							
	S-7 e 1250	247 248 250							TOOK	[BP-VPB128- GW 248]	0							

1/5
1/6

* When rock coring, enter rock brokenness.

** Include monitor reading in 6 foot intervals @ borehole. Increase reading frequency if elevated response read.

Remarks: _____

Drilling Area Background (ppm):

Converted to Well: Yes No Well I.D. #: BPOW 3-2



BORING LOG

PROJECT NAME: **BETHPAGE OU-2 OFFSITE GW**
 PROJECT NUMBER: **112G00622-PHASE II**
 DRILLING COMPANY: **DELTA WELL & PUMP**
 DRILLING RIG: **MUD ROTARY**

BORING No.: **VPB-128**
 DATE: **1/6/11**
 GEOLOGIST: **Conti**
 DRILLER: **B. Welischar**

Sample No. and Type or RQD	Depth (Ft.) or Run No.	Blows / 6" or RQD (%)	Sample Recovery / Sample Length	Lithology Change (Depth/Ft.) or Screened Interval	MATERIAL DESCRIPTION			U S C S *	Remarks	PID/FID Reading (ppm)			
					Soil Density/ Consistency or Rock Hardness	Color	Material Classification			Sample	Sampler BZ	Borehole**	Driller BZ**
	250				DENSE	GRAY	SILTY SAND - TR F GRAVEL	SM WET					
	260						SAME						
	267								TAKE				
	268								BP-VPB128-				
	270								GW-268				
	280												
	287								TAKE				
	288				M	DK	DENSE GRAY CLAYEY SAND		BP-VPB128-				
	289						TRACE CLAY LENS.		GW-288				
	290								TOOK SPDN 288				
	300								289				

1/6
1/7

1/10
SB1 @ 1030

* When rock coring, enter rock brokenness.

** Include monitor reading in 6 foot intervals @ borehole. Increase reading frequency if elevated response read.

Remarks: _____

Drilling Area Background (ppm):

Converted to Well: Yes No Well I.D. #: BPOW 3-4



BORING LOG

PROJECT NAME: **BETHPAGE OU-2 OFFSITE GW**
 PROJECT NUMBER: **112G00622-PHASE II**
 DRILLING COMPANY: **DELTA WELL & PUMP**
 DRILLING RIG: **MUD ROTARY**

BORING No.: **VPB-128**
 DATE: **1/10/11**
 GEOLOGIST: **Conti**
 DRILLER: **B. Welischar**

Sample No. and Type or RQD	Depth (Ft.) or Run No.	Blows / 6" or RQD (%)	Sample Recovery / Sample Length	Lithology Change (Depth/Ft.) or Screened Interval	MATERIAL DESCRIPTION			U S C S *	Remarks	PID/FID Reading (ppm)								
					Soil Density/ Consistency or Rock Hardness	Color	Material Classification			Sample	Sampler BZ	Borehole**	Driller BZ**					
	300																	
							DENSE GRAY SILTY SAND-TR CLAY	SM	WET TOOK									
	S-10 307								[BP-VPB-128- GW-308]									
	1200 308								ALSO									
	310						SAME		2 VIAL TO CHEMTECH									
							TR CLAY ~ 317±											
	320						SAME											
	S-11 327								[TOOK BP-VPB128- GW-328]									
	1245 328																	
	330						SAME											
	340						SAME - TR CLAY											
	S12 347								[TOOK BP-VPB128- GW-348]									
	0930 348																	
	350						SAME		ALSO CHEMTECH									

* When rock coring, enter rock brokenness.

** Include monitor reading in 6 foot intervals @ borehole. Increase reading frequency if elevated response read.

Remarks: _____

Drilling Area Background (ppm): 0

Converted to Well: Yes No Well I.D. #: BPOW 3-4



BORING LOG

PROJECT NAME: BETHPAGE OU-2 OFFSITE GW
 PROJECT NUMBER: 112G00622-PHASE II
 DRILLING COMPANY: DELTA WELL & PUMP
 DRILLING RIG: MUD ROTARY

BORING No.: VPB-128
 DATE: 1/13/11
 GEOLOGIST: Conti
 DRILLER: B. Welischar

Sample No. and Type or RQD	Depth (Ft.) or Run No.	Blows / 6" or RQD (%)	Sample Recovery / Sample Length	Lithology Change (Depth/Ft.) or Screened Interval	MATERIAL DESCRIPTION			U S C S *	Remarks	PID/FID Reading (ppm)			
					Soil Density/ Consistency or Rock Hardness	Color	Material Classification			Sample	Sampler BZ	Borehole**	Driller BZ**
	350				DENSE	GRAY	SILTY SAND - TR CLAY	SM	WET	0			
	360									0			
	367							SM/SC					
	368				DENSE		CLAYEY SAND		TOOK BP-VPB128-GW-368	0			
	370								ALSO 1 VIAL FOR CHEMTECH	0			
	380						SAME TO SILTY SAND - TRACE CLAY			0			
	387												
	388								TOOK BP-VPB128-GW-388	0			
	390						SAME			0			
	400									0			

* When rock coring, enter rock brokenness.

** Include monitor reading in 6 foot intervals @ borehole. Increase reading frequency if elevated response read.

Remarks: _____

Drilling Area Background (ppm): 0

Converted to Well: Yes No Well I.D. #: BPOW 3-4



BORING LOG

PROJECT NAME: **BETHPAGE OU-2 OFFSITE GW**
 PROJECT NUMBER: **112G00622-PHASE II**
 DRILLING COMPANY: **DELTA WELL & PUMP**
 DRILLING RIG: **MUD ROTARY**

BORING No.: **VPB-128**
 DATE: 1/17/11
 GEOLOGIST: **Conti**
 DRILLER: **B. Welischar**

Sample No. and Type or RQD	Depth (Ft.) or Run No.	Blows / 6" or RQD (%)	Sample Recovery / Sample Length	Lithology Change (Depth/Ft.) or Screened Interval	MATERIAL DESCRIPTION			U S C S *	Remarks	PID/FID Reading (ppm)							
					Soil Density/Consistency or Rock Hardness	Color	Material Classification			Sample	Sampler BZ	Borehole**	Driller BZ**				
	400																
					DENSE	GRAY	SILTY SAND	SM	WET		0						
S-15	407																
1140	408																
	410																
				418 ±													
	420				HARD	GRAY	SANDY CLAY				0						
S16	427																
	428			X													
	430			430 ±													
	440																
S17	447				M DENSE		SILTY SAND										
1500	448																
	450																

1/17

TOOK BP-VPB128-GW-408

DID NOT TAKE BP-VPB128-GW-428 DUE TO CLAY PER DELTA

TOOK BP-VPB128-GW-448

* When rock coring, enter rock brokenness.

** Include monitor reading in 6 foot intervals @ borehole. Increase reading frequency if elevated response read.

Remarks: _____

Drilling Area Background (ppm): 0

Converted to Well: Yes No Well I.D. #: BPOW 3-4



BORING LOG

PROJECT NAME: **BETHPAGE OU-2 OFFSITE GW**
 PROJECT NUMBER: **112G00622-PHASE II**
 DRILLING COMPANY: **DELTA WELL & PUMP**
 DRILLING RIG: **MUD ROTARY**

BORING No.: **VPB-128**
 DATE: **1/18/11**
 GEOLOGIST: **Conti**
 DRILLER: **B. Welischar**

Sample No. and Type or RQD	Depth (Ft.) or Run No.	Blows / 6" or RQD (%)	Sample Recovery / Sample Length	Lithology Change (Depth/Ft.) or Screened Interval	MATERIAL DESCRIPTION			U S C S *	Remarks	PID/FID Reading (ppm)								
					Soil Density/ Consistency or Rock Hardness	Color	Material Classification			Sample	Sampler BZ	Borehole**	Driller BZ**					
	450																	
					DENSE		SILTY SAND	SM	WET		0							
	460						SAME - TR CLAY				0							
S-18 e	467				DENSE		SILTY VF SAND		TOOK									
1150	468						SAME		[BP-VPB128- GW-468]		0							
	470																	
	480						SAME				0							
1/18 1/19	S19 e	487							TOOK									
		488							[BP-VPB128- GW-488]		0							
		490					SAME - MORE CLAY CONTENT @ 488											
	500										0							

* When rock coring, enter rock brokenness.

** Include monitor reading in 6 foot intervals @ borehole. Increase reading frequency if elevated response read.

Remarks: _____

Drilling Area Background (ppm):

Converted to Well: Yes No Well I.D. #: BPOW 3-4



BORING LOG

PROJECT NAME: BETHPAGE OU-2 OFFSITE GW
 PROJECT NUMBER: 112G00622-PHASE II
 DRILLING COMPANY: DELTA WELL & PUMP
 DRILLING RIG: MUD ROTARY

BORING No.: VPB-128
 DATE: 1/19/11
 GEOLOGIST: Conti
 DRILLER: B. Welischar

Sample No. and Type or RQD	Depth (Ft.) or Run No.	Blows / 6" or RQD (%)	Sample Recovery / Sample Length	Lithology Change (Depth/Ft.) or Screened Interval	MATERIAL DESCRIPTION			U S C S *	Remarks	PID/FID Reading (ppm)							
					Soil Density/ Consistency or Rock Hardness	Color	Material Classification			Sample	Sampler BZ	Borehole**	Driller BZ**				
	500					LT.											
					DENSE	GRAY	SILTY SAND-TR CLAY	SM	WET	0							
S-20 1120	507 508									TOOK BP-VPB128-GW-508				0			
	510																
	520						SAME										
S-21 1420	527 528									TOOK BP-VPB128-GW-528				0			
	530																
	540						SAME										
1/19 1/20	S-22 1940	547 548								TOOK BP-VPB128-GW-548				0			
	550																

* When rock coring, enter rock brokenness.

** Include monitor reading in 6 foot intervals @ borehole. Increase reading frequency if elevated response read.

Remarks: _____

Drilling Area Background (ppm): 0

Converted to Well: Yes No Well I.D. #: BPDW 3-4



BORING LOG

PROJECT NAME: BETHPAGE OU-2 OFFSITE GW
 PROJECT NUMBER: 112G00622-PHASE II
 DRILLING COMPANY: DELTA WELL & PUMP
 DRILLING RIG: MUD ROTARY

BORING No.: VPB-128
 DATE: 1/20/11
 GEOLOGIST: Conti
 DRILLER: B. Welischar

Sample No. and Type or RQD	Depth (Ft.) or Run No.	Blows / 6" or RQD (%)	Sample Recovery / Sample Length	Lithology Change (Depth/Ft.) or Screened Interval	MATERIAL DESCRIPTION			U S C S *	Remarks	PID/FID Reading (ppm)							
					Soil Density/ Consistency or Rock Hardness	Color	Material Classification			Sample	Sampler BZ	Borehole**	Driller BZ**				
	550					LT.											
					DENSE	GRAY	SILTY SAND	SM	WET								
									ALMOST WHITE IN COLOR								
	560						SAME										
									TOOK SAMPLE OF MUD @ 567±								
	523 @ 1150	567 @ 568							← (BP-VPB128-DM-567)								
							SAME		TOOK								
									[BP-VPB128-GW-568]								
	570																
	580						SAME										
	1/21 @ 1350	587 @ 588							TOOK								
									[BP-VPB128-GW-588]								
							SAME										
	600																

* When rock coring, enter rock brokenness.

** Include monitor reading in 6 foot intervals @ borehole. Increase reading frequency if elevated response read.

Remarks: _____

Drilling Area Background (ppm):

Converted to Well: Yes No Well I.D. #: BPOW 3-4



BORING LOG

PROJECT NAME: BETHPAGE OU-2 OFFSITE GW
 PROJECT NUMBER: 112G00622-PHASE II
 DRILLING COMPANY: DELTA WELL & PUMP
 DRILLING RIG: MUD ROTARY

BORING No.: VPB-128
 DATE: 1/24/11
 GEOLOGIST: Conti
 DRILLER: B. Welischar

Sample No. and Type or RQD	Depth (Ft.) or Run No.	Blows / 6" or RQD (%)	Sample Recovery / Sample Length	Lithology Change (Depth/Ft.) or Screened Interval	MATERIAL DESCRIPTION			U S C S *	Remarks	PID/FID Reading (ppm)			
					Soil Density/ Consistency or Rock Hardness	Color	Material Classification			Sample	Sampler BZ	Borehole**	Driller BZ**
	600					LT.							
					DENSE	GRAY	SILTY SAND	SM	WET				
	525/607								TOOK				
	1430/608								[BP-VPB128- GW-608]				
	610						SAME						
	620						SAME						
	526/627			625±			-TR		TOOK				
	1040/628						CLAY		[BP-VPB128- GW-628]				
	630						SAME						
	640						SAME-LESS						
							CLAY						
	S-27/647								TOOK				
	1315/648								[BP-VPB128- GW-648]				
	650												

1/24
 1/25

* When rock coring, enter rock brokenness.

** Include monitor reading in 6 foot intervals @ borehole. Increase reading frequency if elevated response read.

Remarks: _____

Drilling Area Background (ppm):

Converted to Well: Yes No Well I.D. #: BPOW 3-4



BORING LOG

PROJECT NAME: BETHPAGE OU-2 OFFSITE GW
 PROJECT NUMBER: 112G00622-PHASE II
 DRILLING COMPANY: DELTA WELL & PUMP
 DRILLING RIG: MUD ROTARY

BORING No.: VPB-128
 DATE: 1/25/11
 GEOLOGIST: Conti
 DRILLER: B. Welischar

Sample No. and Type or RQD	Depth (Ft.) or Run No.	Blows / 6" or RQD (%)	Sample Recovery / Sample Length	Lithology Change (Depth/Ft.) or Screened Interval	MATERIAL DESCRIPTION			U S C S *	Remarks	PID/FID Reading (ppm)			
					Soil Density/ Consistency or Rock Hardness	Color	Material Classification			Sample	Sampler BZ	Borehole**	Driller BZ**
	650				DENSE	GRAY	SILTY SAND		WET	0			
	660						SAME			0			
528 667 668 1500	670								TOOK [BP-VPB128-GW -668]	0			
	680						SAME			0			
1/25 1/26 529 687 688 1030	690					BRN	SAME - TR THIN CLAY SEAMS		TOOK [BP-VPB128- GW-688]	0			
	692±												
					STIFF	RED BRN	SANDY CLAY						
	700				M STIFF	BRN	SANDY CLAY	SC	WET	0			

* When rock coring, enter rock brokenness.

** Include monitor reading in 6 foot intervals @ borehole. Increase reading frequency if elevated response read.

Remarks: _____

Drilling Area Background (ppm):

Converted to Well: Yes No Well I.D. #: BPOW 3-4



BORING LOG

PROJECT NAME: **BETHPAGE OU-2 OFFSITE GW**
 PROJECT NUMBER: **112G00622-PHASE II**
 DRILLING COMPANY: **DELTA WELL & PUMP**
 DRILLING RIG: **MUD ROTARY**

BORING No.: **VPB-128**
 DATE: **2/1/11**
 GEOLOGIST: **Conti**
 DRILLER: **B. Welischar**

Sample No. and Type or RQD	Depth (Ft.) or Run No.	Blows / 6" or RQD (%)	Sample Recovery / Sample Length	Lithology Change (Depth/Ft.) or Screened Interval	MATERIAL DESCRIPTION			U S C S *	Remarks	PID/FID Reading (ppm)							
					Soil Density/Consistency or Rock Hardness	Color	Material Classification			Sample	Sampler BZ	Borehole**	Driller BZ**				
	800					RED GRAY											
					DENSE	BRN	SILTY SAND - TR CLAY - TR GRAVEL	SM	WET	0							
S35	807																
e 1230	808								TOOK								
	810								BP-VPB-128 -GW-808								
	820																
	827																
	828																
	830																
	840																
					847												
					TD												

* When rock coring, enter rock brokenness.

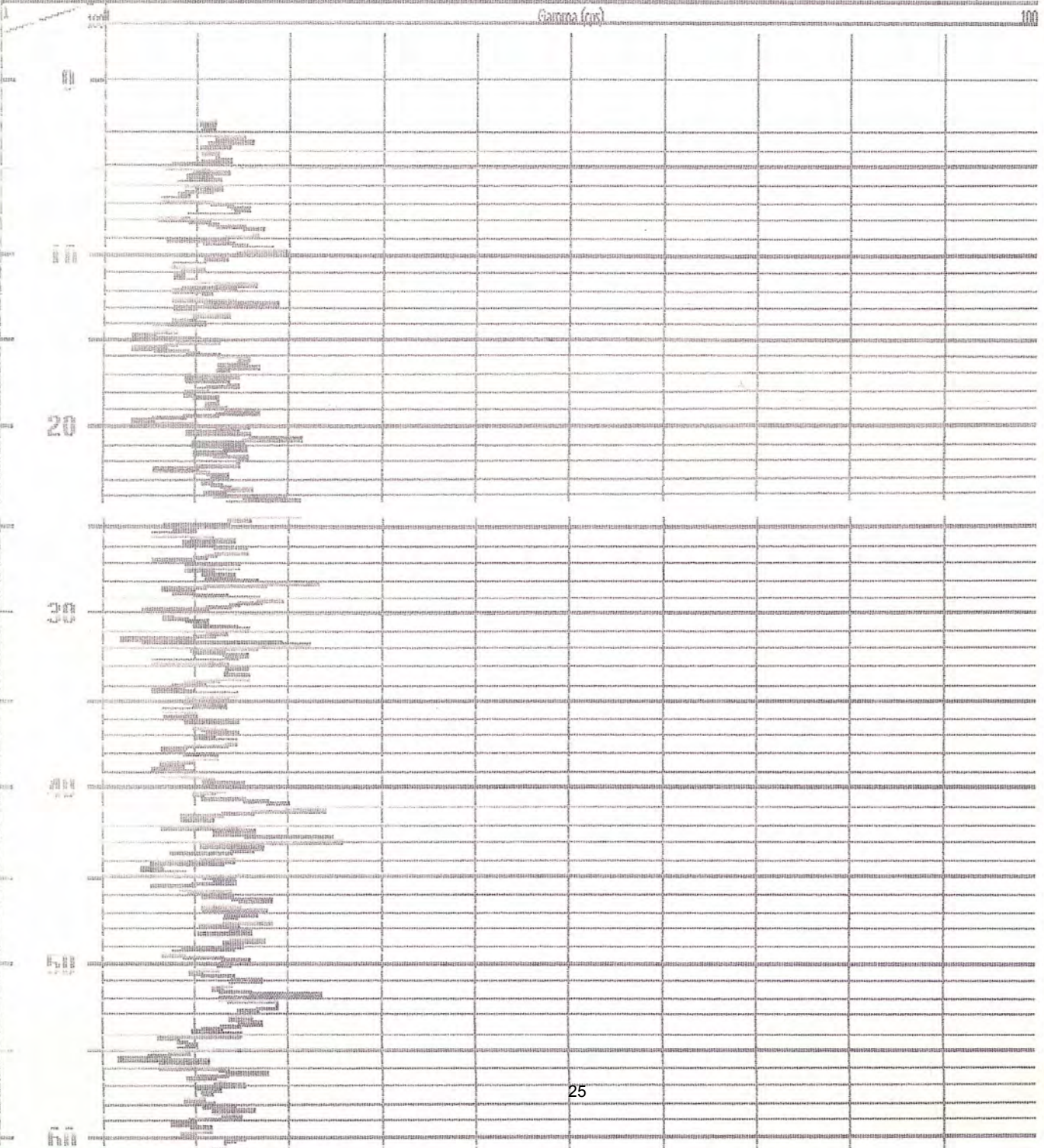
** Include monitor reading in 6 foot intervals @ borehole. Increase reading frequency if elevated response read.

Remarks: _____

Drilling Area Background (ppm):

Converted to Well: Yes No Well I.D. #: BPOW 3-4

COMPANY: DELTA WELL & PUMP CO INC		Casing	
Location: NWIRP BETHPAGE			
Well: VPB-128	Depth Driller: [Blank]		Depth Logger: [Blank]
Date: 02/02/2011	BH Fluid: [Blank]	Logged by: CMO	
File Name: 717	Witness: STAN		



70

80

90

100

110

120

130

140

150

1 600

1 400

1 200

1 000

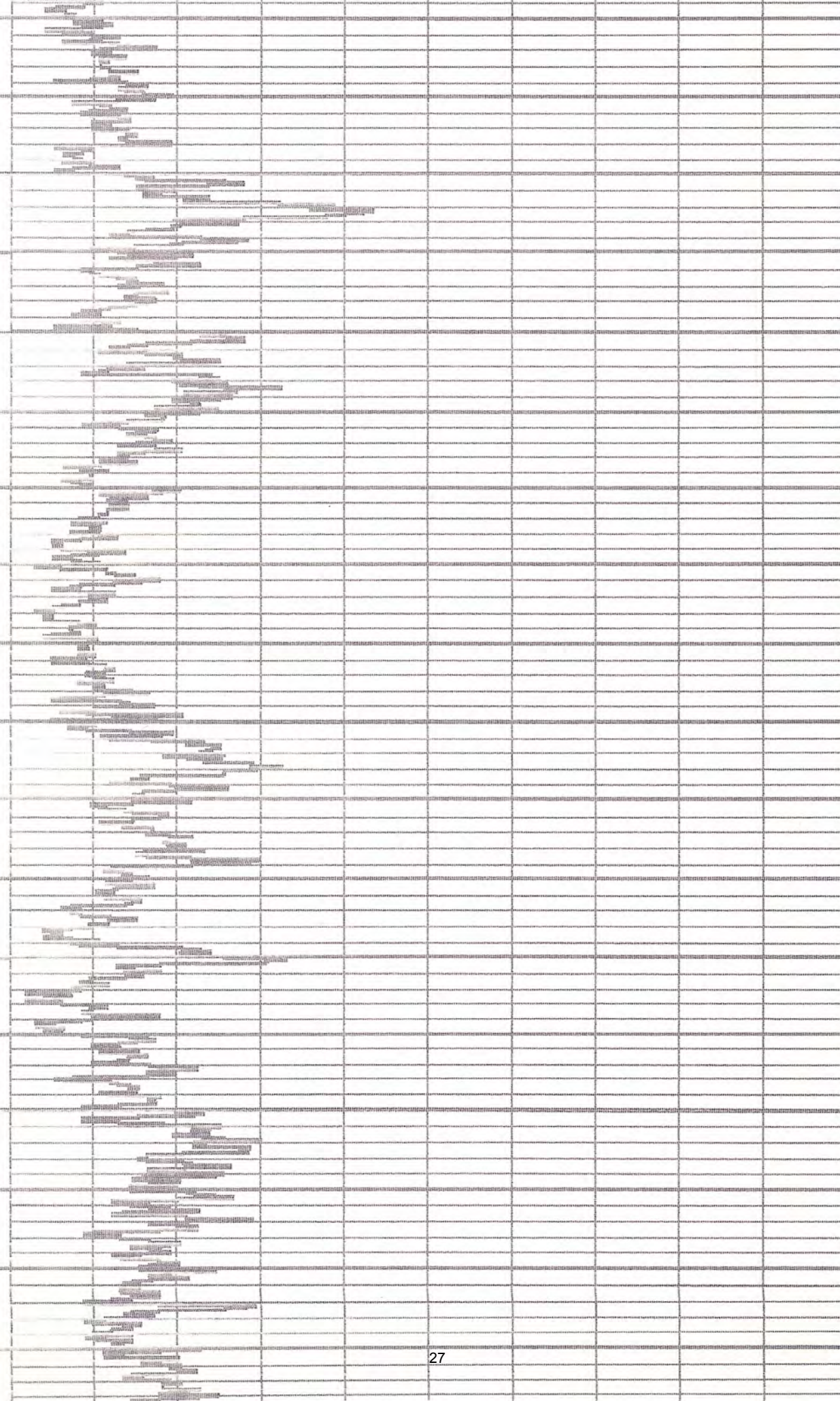
800

600

400

200

0



340

350

360

370

380

390

400

410

420

4300

4400

4500

4600

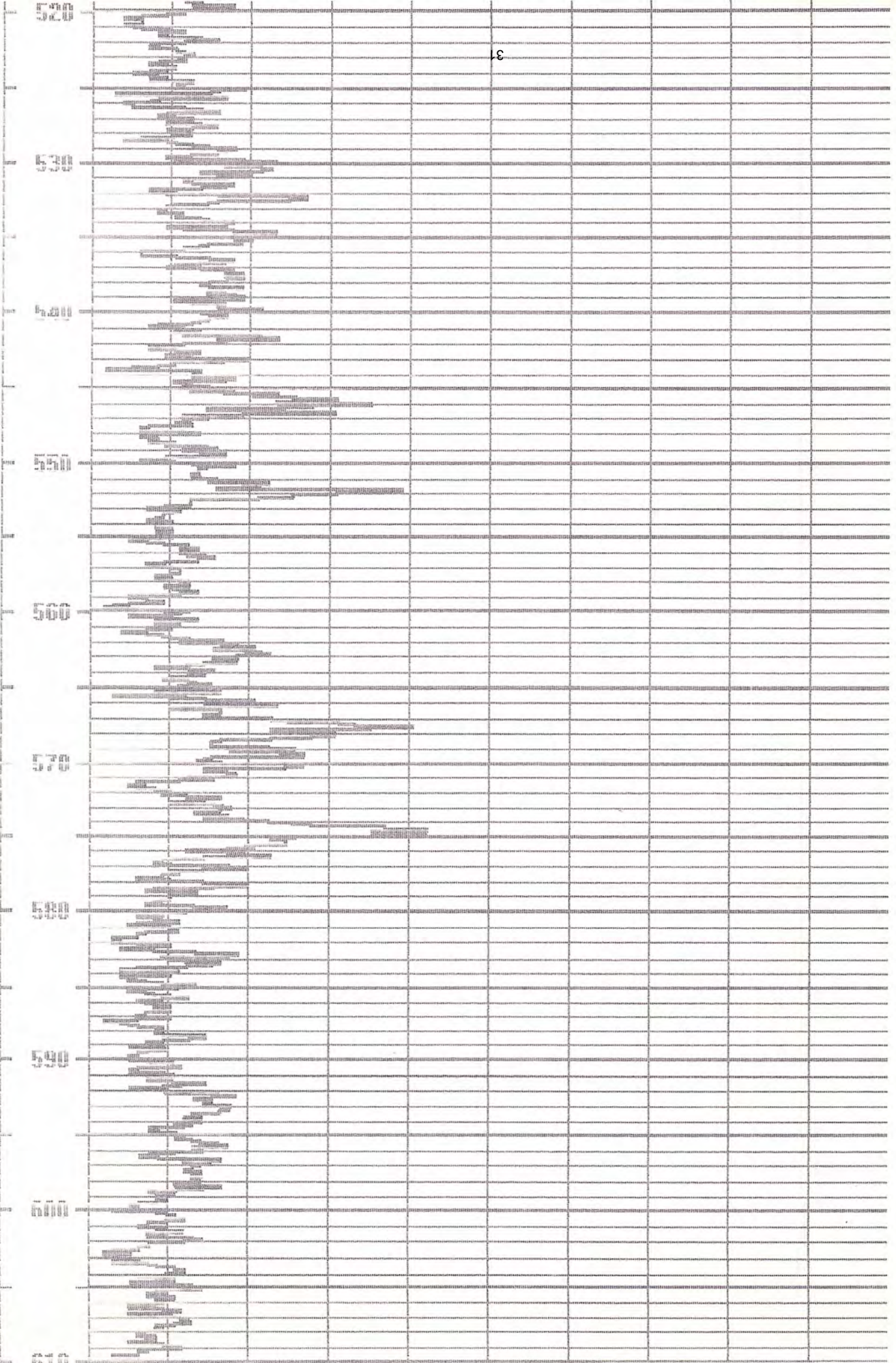
4700

4800

4900

5000

5100



620

630

640

650

660

670

680

690

700

710

720

730

740


750

760

770

780

790




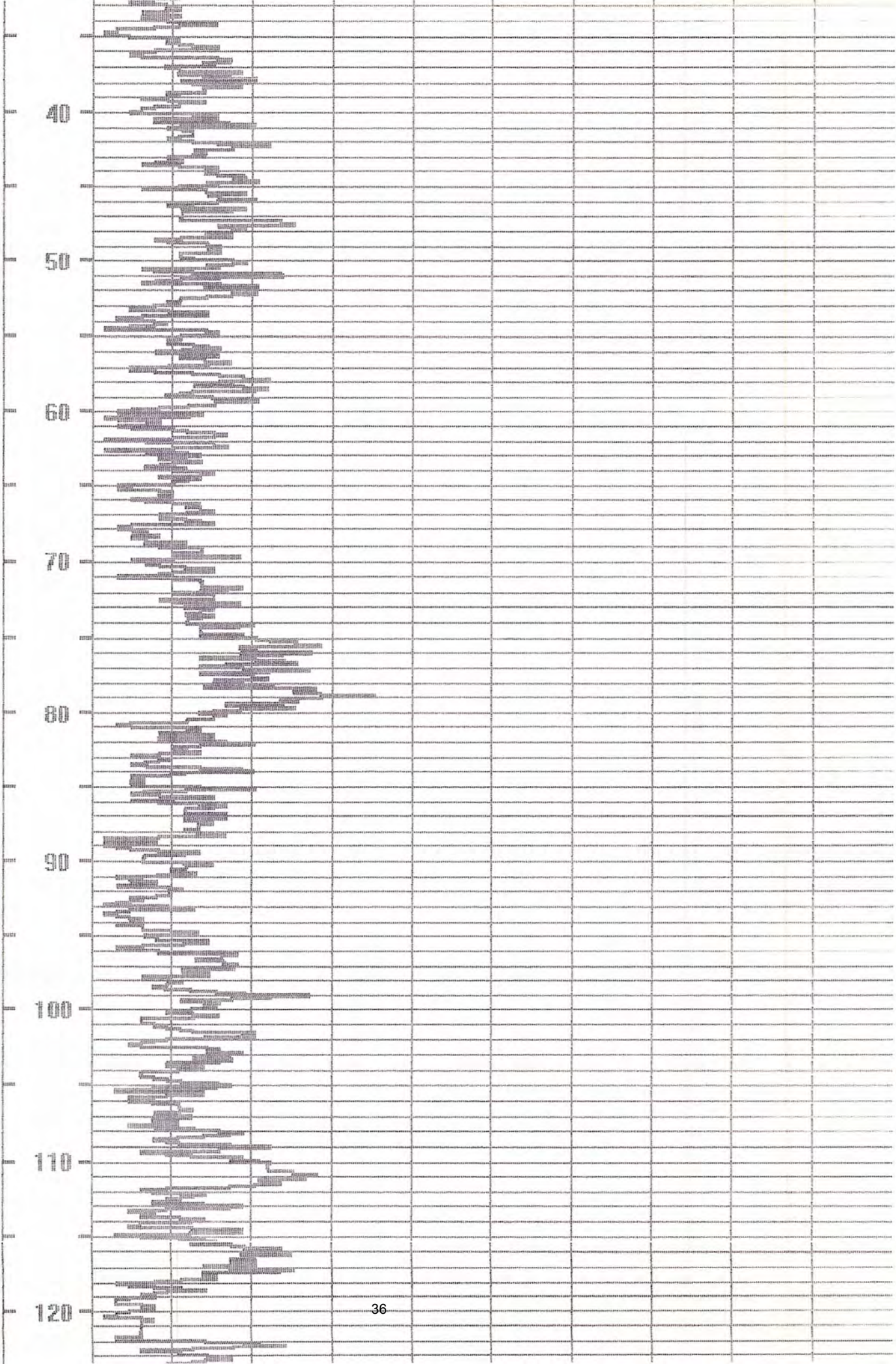
Date: Friday, February 13, 1998 Time: 05:53 File: C:\My Documents\17\WPB-128.rtf

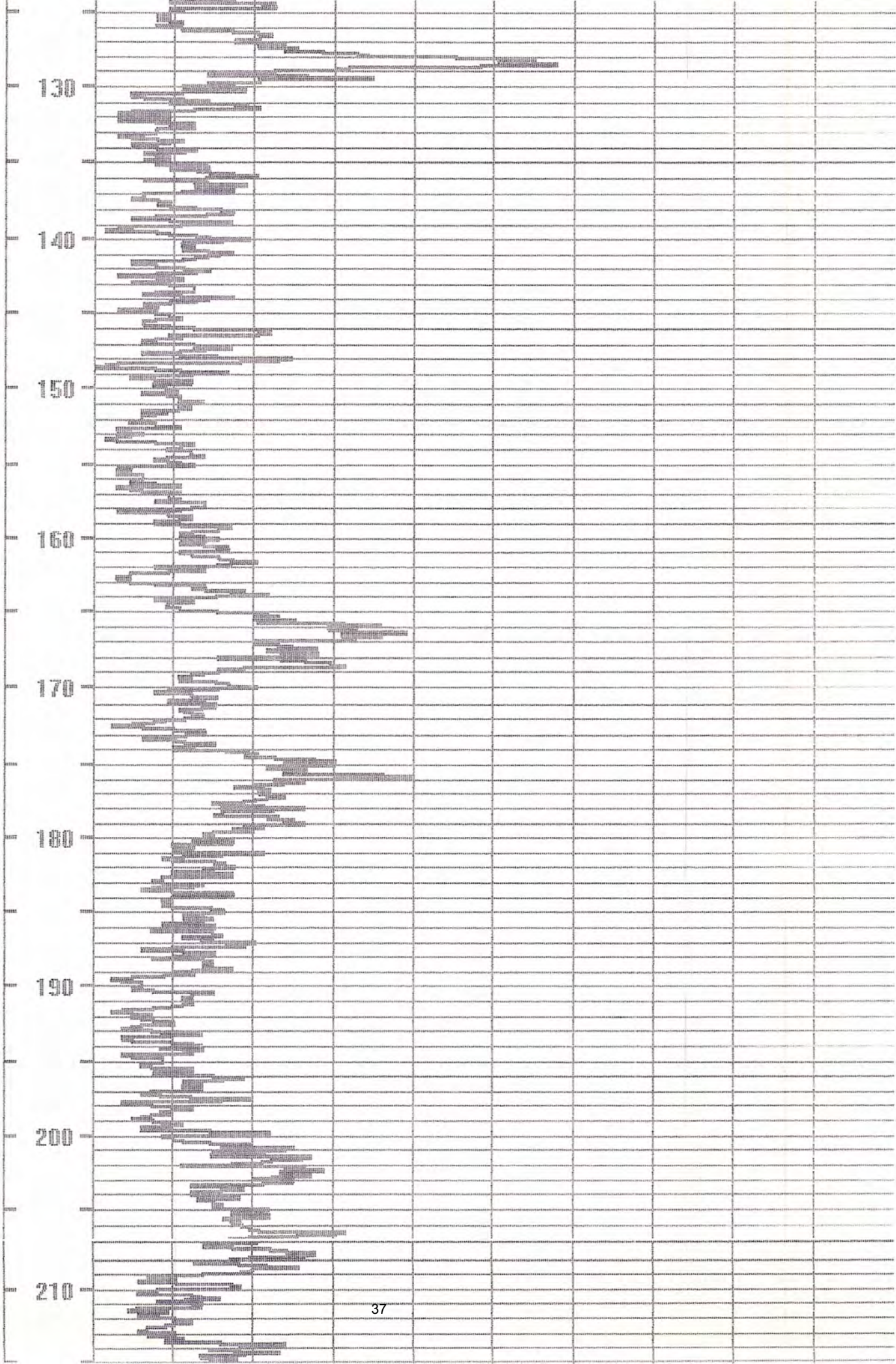
Date: Friday, February 13, 1998 Time: 06:24 File: C:\My Documents\717\VPB-128up.nl

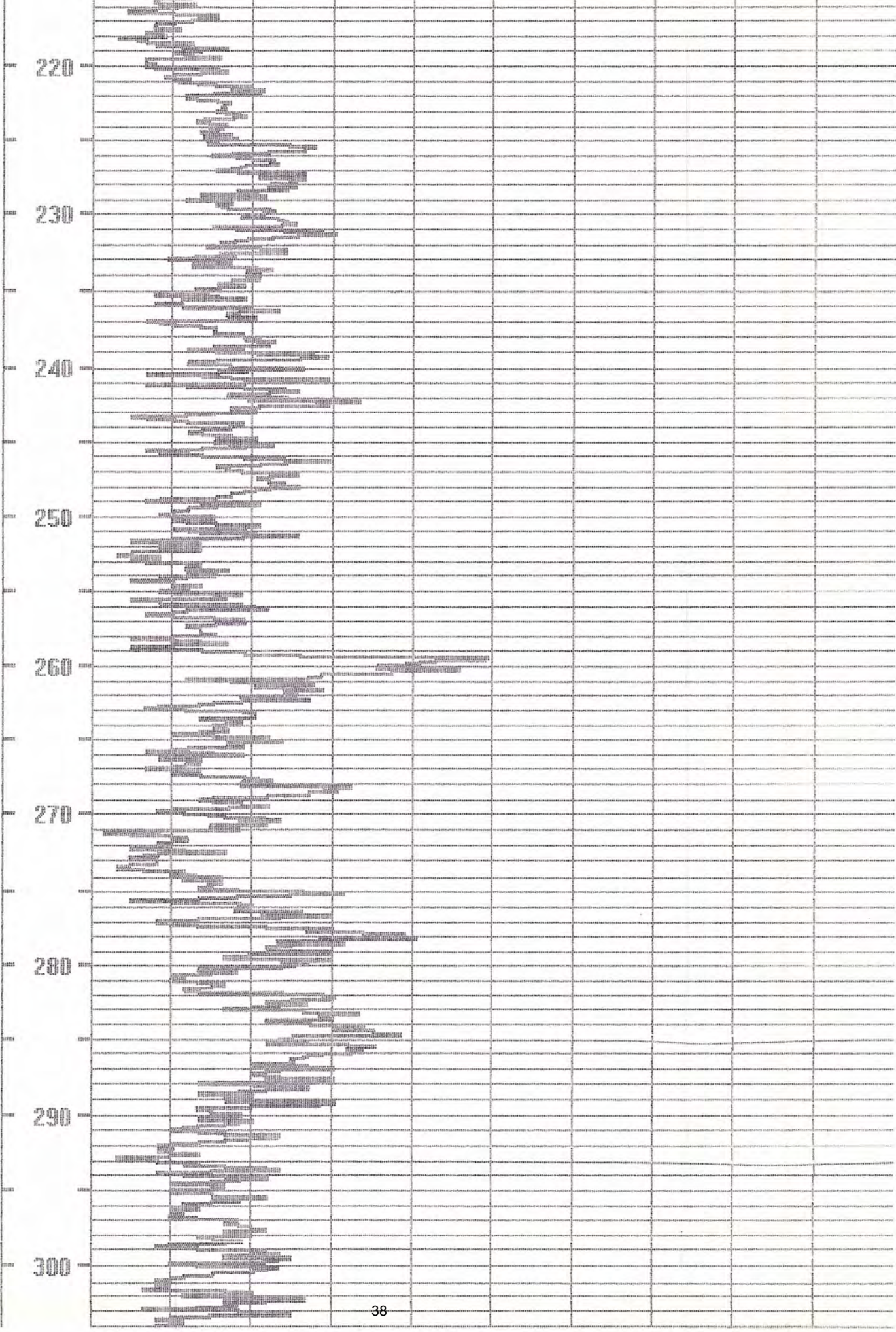
UP

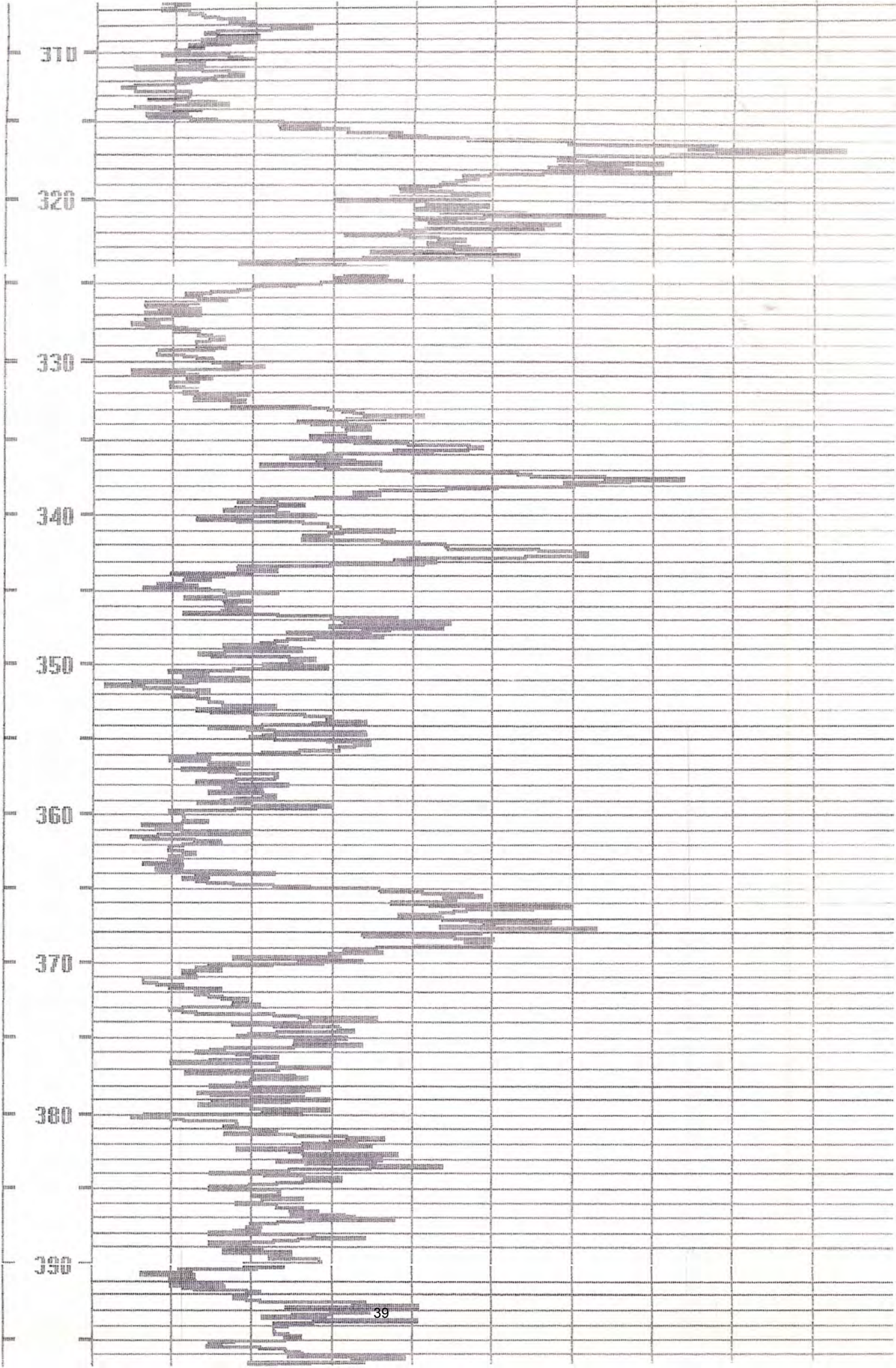
COMPANY: DELTA WELL & PUMP CO INC		Case No
Location: NWIRP BETHPAGE		
Well	VPB-128	Depth Driller
		Depth Logger
Date	02/02/2011	BH Fluid
		Logged by: CMO
File Name	717	Witness: STAN

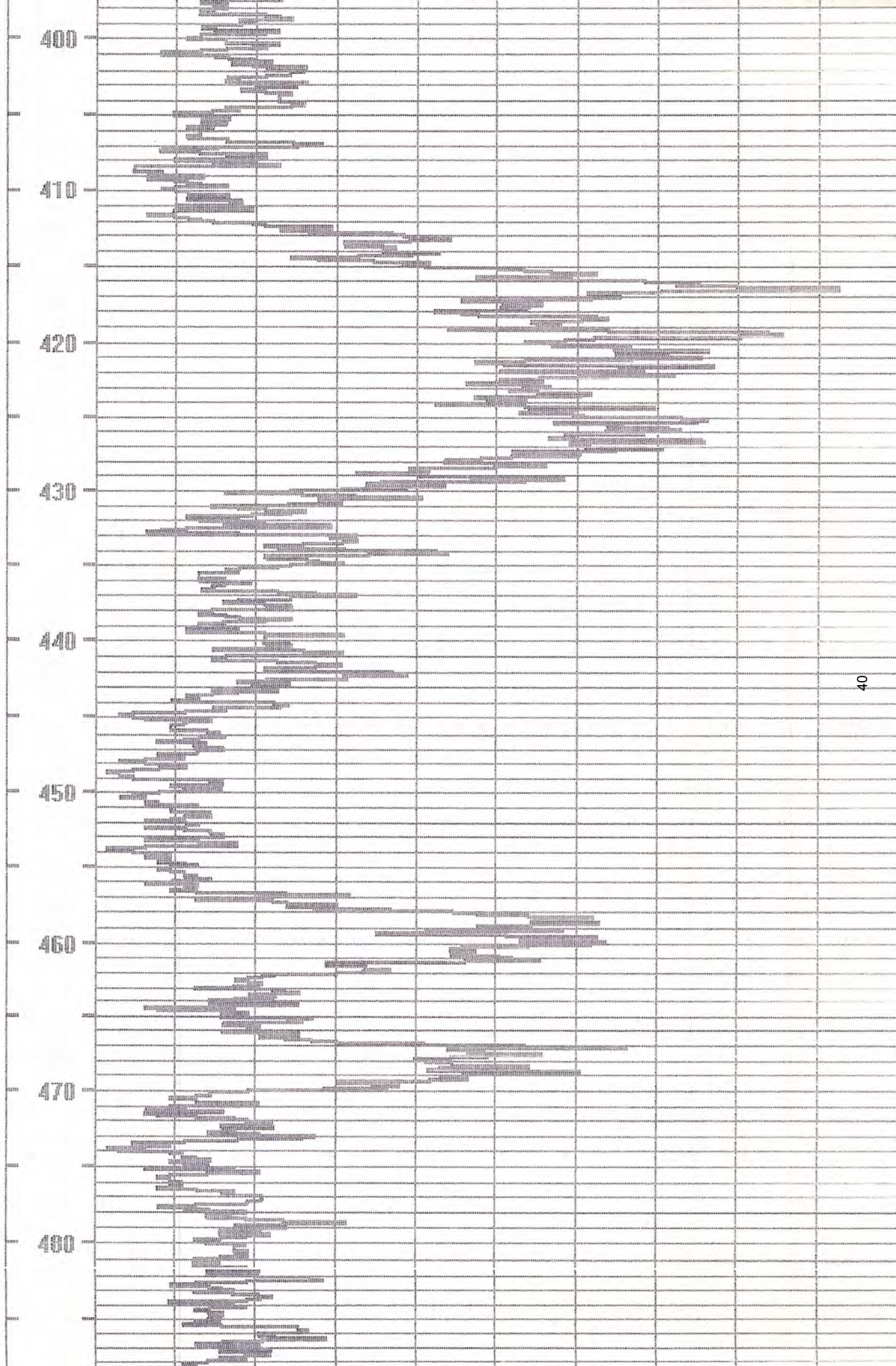


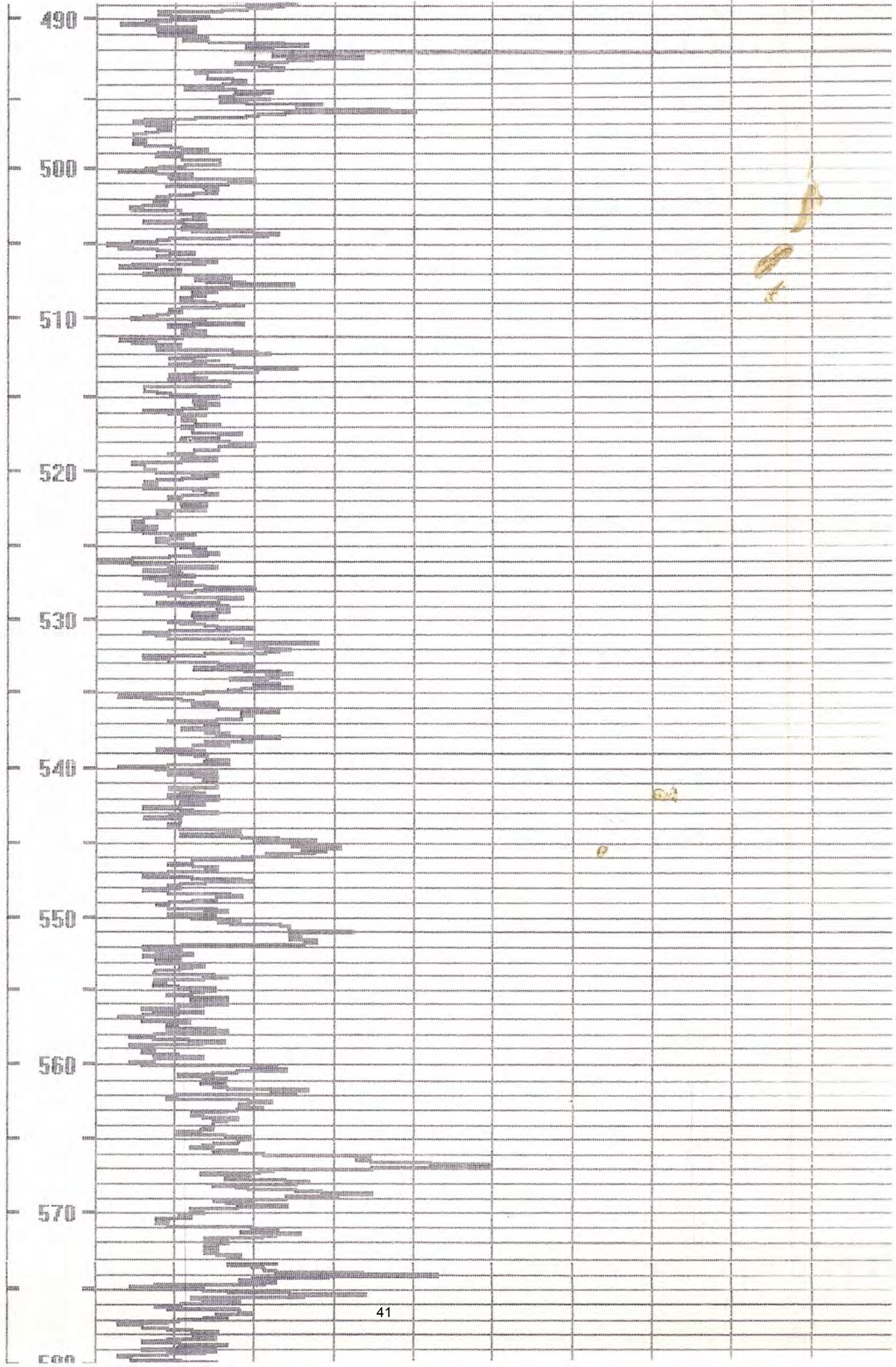


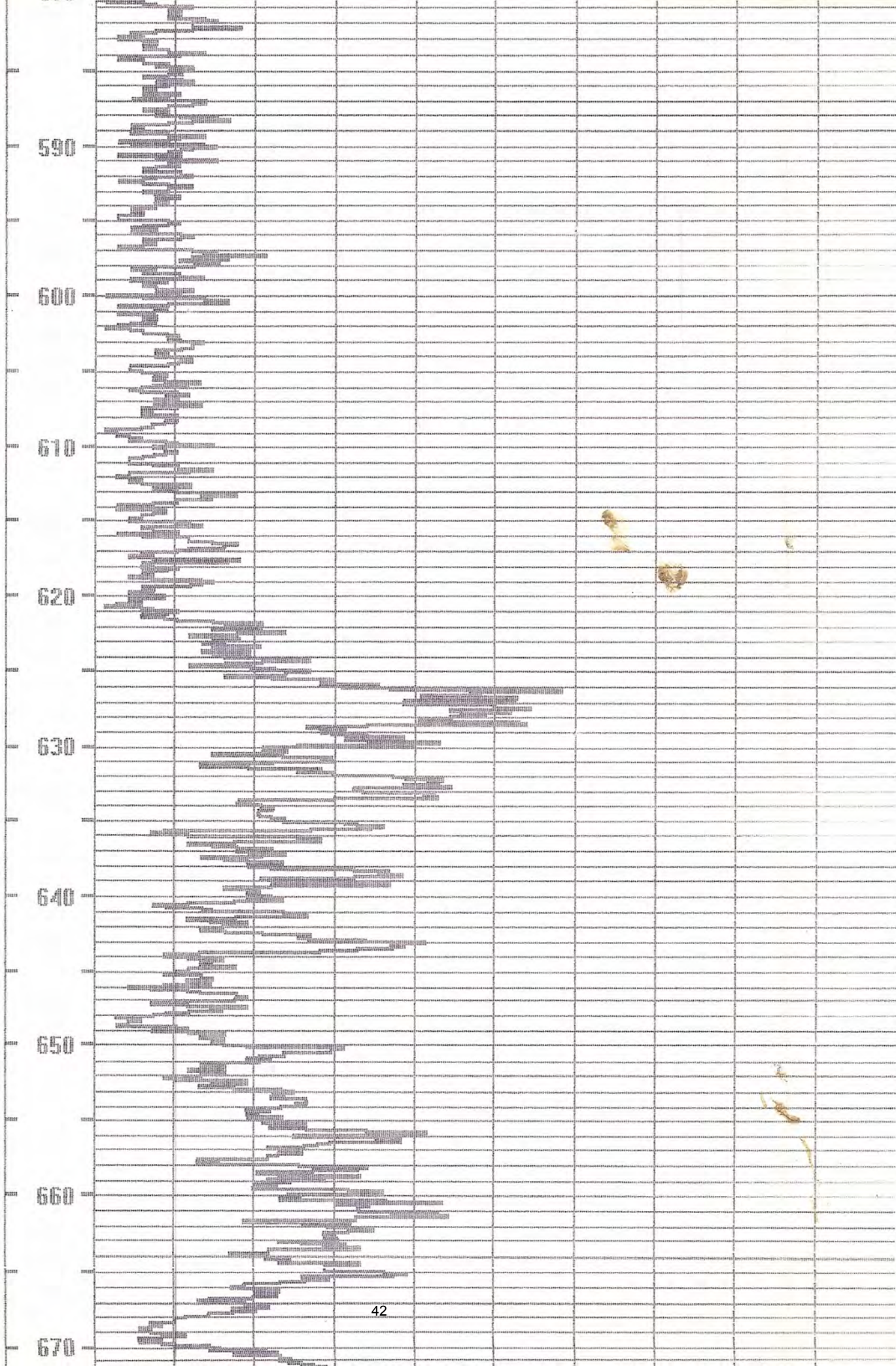


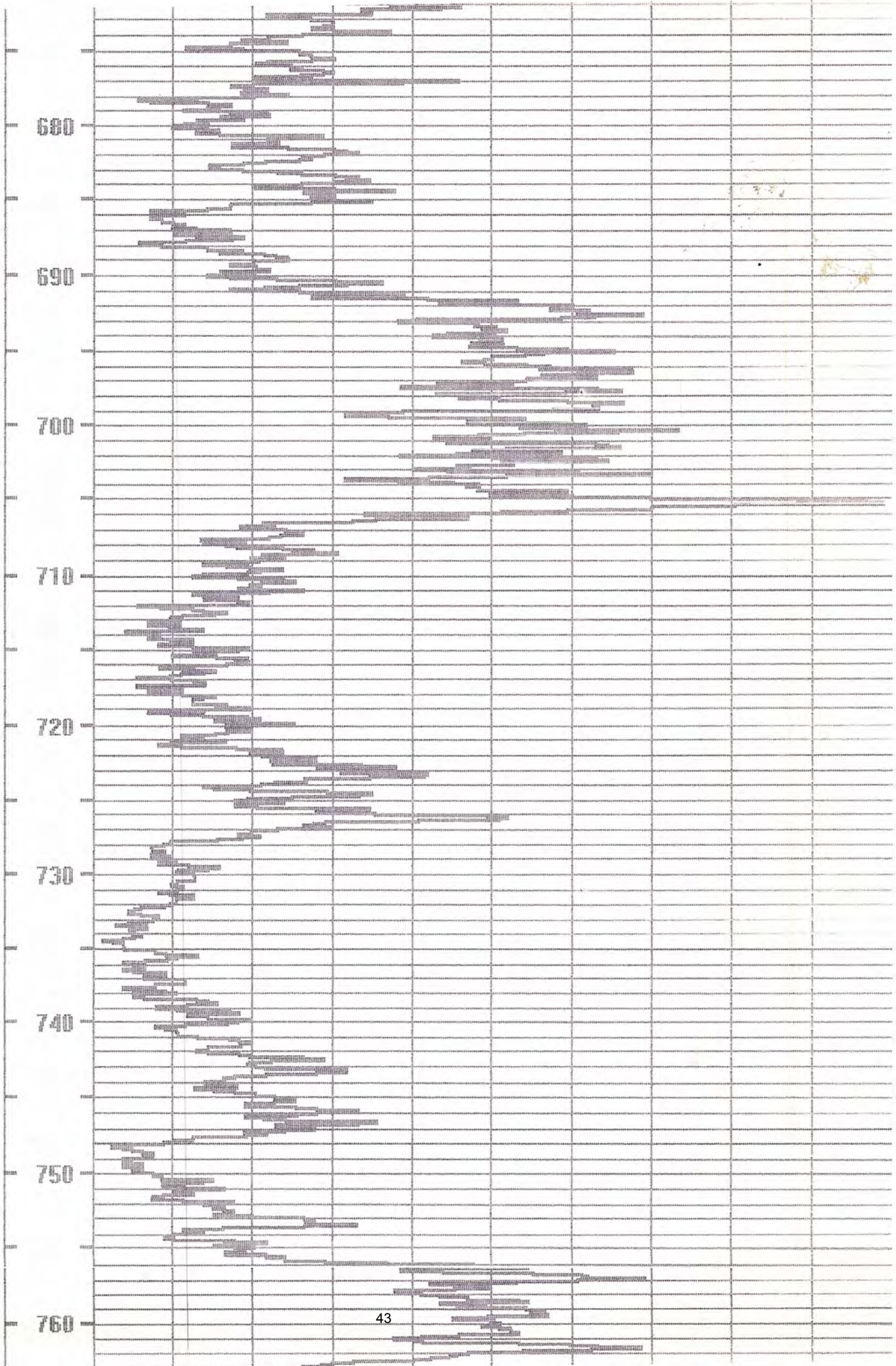


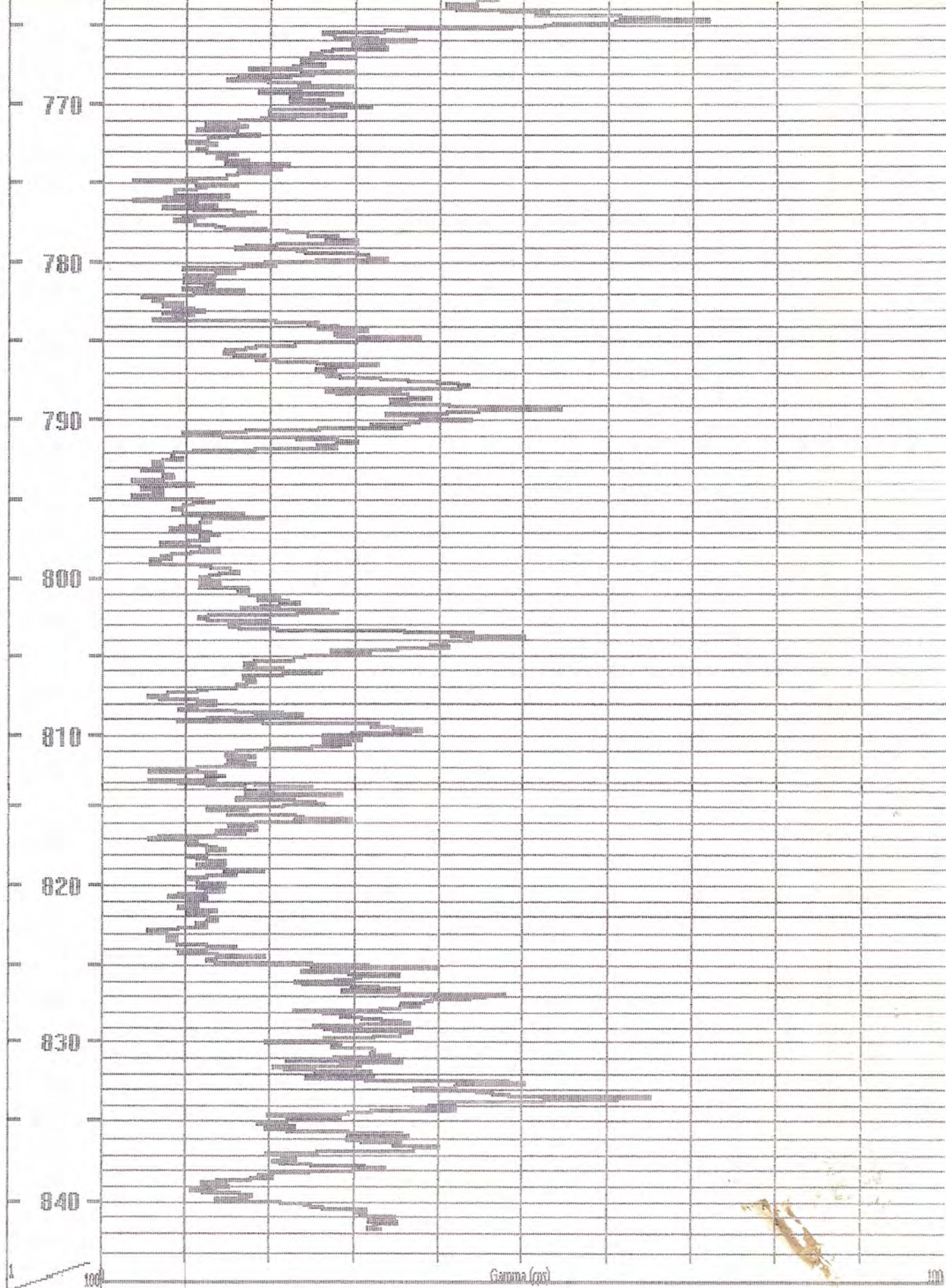












Date: Friday, February 13, 1998 Time: 06:24 File: C:\My Documents\17\VPB-128up.r1

Section 3

VPB 128 Groundwater Sample Log Sheets



Tetra Tech NUS, Inc.

GROUNDWATER SAMPLE LOG SHEET

Page 1 of 1

Project Site Name: BETHPAGE OU-2 OFFSITE GW Sample ID No.: BP-VPB128-GW-058
 Project No.: 112G00622 Sample Location: VPB-128
PRE-DESIGN FIELD INVES Sampled By: SJC

Domestic Well Data C.O.C. No.: 028434
 Monitoring Well Data Type of Sample:
 Other Well Type: Vertical Profile Boring Low Concentration
 QA Sample Type: _____ High Concentration

SAMPLING DATA:

Date:	<u>11/3/11</u>	Color	pH	S.C.	Temp.	Turbidity	DO	ORP	Other
Time:	<u>1500</u>	Visual	Standard	mS/cm	Degrees C	NTU	mg/l	mV	NA
Method:	Hydropunch	<u>ORANGE</u>	<u>4.82</u>	<u>697</u>	<u>10.85</u>	<u>431</u>	<u>9.69</u>	<u>199</u>	<u>-</u>

PURGE DATA:

Date:	NA								
Method:	NA								
Monitor Reading (ppm):									
Well Casing Diameter & Material									
Type:									
Total Well Depth (TD):									
Static Water Level (WL):									
One Casing Volume(gal/L):									
Start Purge (hrs):									
End Purge (hrs):									
Total Purge Time (min):									
Total Vol. Purged (gal/L):									

SAMPLE COLLECTION INFORMATION: Strike thru analysis not required

Analysis	Preservative	Container Requirements	Collected
VOCs	HCL/4 DEG C	<u>2-40ml Glass Vials</u>	<input checked="" type="checkbox"/>

OBSERVATIONS / NOTES:

2" MW = 0.163 gal/ft

Sample taken at discreet intervals using a hydropunch sampler unless otherwise noted.

Not enough volume for water quality parameters
 Check box if not enough volume.

Used pH paper instead of water quality meter
 Check box if used pH paper.

Circle if Applicable: _____ Signature(s): SJC

MS/MSD	Duplicate ID No.:
--------	-------------------



Tetra Tech NUS, Inc.

GROUNDWATER SAMPLE LOG SHEET

Page 1 of 1

Project Site Name: **BETHPAGE OU-2 OFFSITE GW**
 Project No.: **112G00622**
PRE-DESIGN FIELD INVES

Sample ID No.: **BP-VPB128-GW-103**
 Sample Location: **VPB-128**
 Sampled By: **SJC**

Domestic Well Data
 Monitoring Well Data
 Other Well Type: Vertical Profile Boring
 QA Sample Type: _____

C.O.C. No.: **028434**
 Type of Sample:
 Low Concentration
 High Concentration

SAMPLING DATA:

Date:	<u>1 / 4 / 11</u>	Color	pH	S.C.	Temp.	Turbidity	DO	ORP	Other
Time:	<u>1100</u>	Visual	Standard	mS/cm	Degrees C	NTU	mg/l	mV	NA
Method:	Hydropunch	<u>Yellow</u>	<u>5.75</u>	<u>0.887</u>	<u>12.19</u>	<u>794</u>	<u>6.20</u>	<u>108</u>	<u>-</u>

PURGE DATA:

Date:	NA								
Method:	NA								
Monitor Reading (ppm):									
Well Casing Diameter & Material Type:									
Total Well Depth (TD):									
Static Water Level (WL):									
One Casing Volume(gal/L):									
Start Purge (hrs):									
End Purge (hrs):									
Total Purge Time (min):									
Total Vol. Purged (gal/L):									

SAMPLE COLLECTION INFORMATION: Strike thru analysis not required

Analysis	Preservative	Container Requirements	Collected
VOCs	HCL/4 DEG C	<u>2</u> 40ml Glass Vials	<input checked="" type="checkbox"/>

OBSERVATIONS / NOTES:

2" MW = 0.163 gal/ft

Sample taken at discreet intervals using a hydropunch sampler unless otherwise noted.

Not enough volume for water quality parameters
 Check box if not enough volume.

Used pH paper instead of water quality meter
 Check box if used pH paper.

Circle if Applicable:

MS/MSD	Duplicate ID No.:
--------	-------------------

Signature(s):

SJC



Tetra Tech NUS, Inc.

GROUNDWATER SAMPLE LOG SHEET

Project Site Name: **BETHPAGE OU-2 OFFSITE GW**
 Project No.: **112G00622**
PRE-DESIGN FIELD INVES

Sample ID No.: **EP-VPB128-GW-148**
 Sample Location: **VPB-128**
 Sampled By: **SJC**

Domestic Well Data
 Monitoring Well Data
 Other Well Type: Vertical Profile Boring
 QA Sample Type: _____

C.O.C. No.: **028434**
 Type of Sample:
 Low Concentration
 High Concentration

SAMPLING DATA:

Date: <u>1 / 4 / 11</u>	Color	pH	S.C.	Temp.	Turbidity	DO	ORP	Other
Time: <u>1030</u>	Visual	Standard	mS/cm	Degrees C	NTU	mg/l	mV	NA
Method: <u>Hydropunch</u>	<u>BRN</u>	<u>7.09</u>	<u>770</u>	<u>11.52</u>	<u>>999</u>	<u>5.86</u>	<u>141</u>	<u>-</u>

PURGE DATA:

Date: <u>NA</u>								
Method: <u>NA</u>								
Monitor Reading (ppm):								
Well Casing Diameter & Material								
Type:								
Total Well Depth (TD):								
Static Water Level (W/L):								
One Casing Volume(gal/L):								
Start Purge (hrs):								
End Purge (hrs):								
Total Purge Time (min):								
Total Vol. Purged (gal/L):								

SAMPLE COLLECTION INFORMATION: Strike thru analysis not required

Analysis	Preservative	Container Requirements	Collected
VOCs	HCL/4 DEG C	<u>(2)</u> 40ml Glass Vials	<input checked="" type="checkbox"/>

OBSERVATIONS / NOTES:

2" MW = 0.163 gal/ft

Sample taken at discreet intervals using a hydropunch sampler unless otherwise noted.

Not enough volume for water quality parameters
 Check box if not enough volume.

Used pH paper instead of water quality meter
 Check box if used pH paper.

Circle if Applicable: _____ Signature(s): SJC Contic

MS/MSD	Duplicate ID No.:
--------	-------------------



GROUNDWATER SAMPLE LOG SHEET

Project Site Name: **BETHPAGE OU-2 OFFSITE GW**
 Project No.: **112G00622**
PRE-DESIGN FIELD INVES

Sample ID No.: **EP-VPB128-GW- 188**
 Sample Location: **VPB-128**
 Sampled By: **SJC**

- Domestic Well Data
- Monitoring Well Data
- Other Well Type: Vertical Profile Boring
- QA Sample Type: _____

C.O.C. No.: **008 435**
 Type of Sample:
 Low Concentration
 High Concentration

SAMPLING DATA:

Date:	<u>1 / 5 / 11</u>	Color	pH	S.C.	Temp.	Turbidity	DO	ORP	Other
Time:	<u>1245</u>	Visual	Standard	mS/cm	Degrees C	NTU	mg/l	mV	NA
Method:	Hydropunch	<u>LT BRN</u>	<u>6 → 7</u>			<u>870</u>	—	—	—

PURGE DATA:

Date:	NA								
Method:	NA								
Monitor Reading (ppm):									
Well Casing Diameter & Material									
Type:									
Total Well Depth (TD):									
Static Water Level (WL):									
One Casing Volume(gal/L):									
Start Purge (hrs):									
End Purge (hrs):									
Total Purge Time (min):									
Total Vol. Purged (gal/L):									

SAMPLE COLLECTION INFORMATION: Strike thru analysis not required

Analysis	Preservative	Container Requirements	Collected
VOCs	HCL/4 DEG C	<u>2- 40ml Glass Vials</u>	<input checked="" type="checkbox"/>

OBSERVATIONS / NOTES:

2" MW = 0.163 gal/ft

Sample taken at discreet intervals using a hydropunch sampler unless otherwise noted.

Not enough volume for water quality parameters
 Check box if not enough volume.

Used pH paper instead of water quality meter
 Check box if used pH paper.

Circle if Applicable: _____ Signature(s): J. Conte

MS/MSD	Duplicate ID No.:
--------	-------------------



GROUNDWATER SAMPLE LOG SHEET

Project Site Name: BETHPAGE OU-2 OFFSITE GW
 Project No.: 112G00622
PRE-DESIGN FIELD INVES

Sample ID No.: BP-VPB128-GW-208
 Sample Location: VPB-128
 Sampled By: SJC

Domestic Well Data
 Monitoring Well Data
 Other Well Type: Vertical Profile Boring
 QA Sample Type: _____

C.O.C. No.: 028435
 Type of Sample:
 Low Concentration
 High Concentration

SAMPLING DATA:

Date: <u>1/5/11</u>	Color	pH	S.C.	Temp.	Turbidity	DO	ORP	Other
Time: <u>1435</u>	Visual	Standard	mS/cm	Degrees C	NTU	mg/l	mV	NA
Method: <u>Hydropunch</u>	<u>LT BRN</u>	<u>5.94</u>	<u>.221</u>	<u>12.09</u>	<u>1250</u>	<u>5.21</u>	<u>-105</u>	<u>-</u>

PURGE DATA:

Date: <u>NA</u>								
Method: <u>NA</u>								
Monitor Reading (ppm):								
Well Casing Diameter & Material								
Type:								
Total Well Depth (TD):								
Static Water Level (WL):								
One Casing Volume(gal/L):								
Start Purge (hrs):								
End Purge (hrs):								
Total Purge Time (min):								
Total Vol. Purged (gal/L):								

SAMPLE COLLECTION INFORMATION: Strike thru analysis not required

Analysis	Preservative	Container Requirements	Collected
VOCs	HCL/4 DEG C	<u>2-40ml Glass Vials</u>	<input checked="" type="checkbox"/>

OBSERVATIONS / NOTES:

2" MW = 0.163 gal/ft

Sample taken at discreet intervals using a hydropunch sampler unless otherwise noted.

Not enough volume for water quality parameters
 Check box if not enough volume.

Used pH paper instead of water quality meter
 Check box if used pH paper.

Circle if Applicable:

MS/MSD	Duplicate ID No.:
--------	-------------------

Signature(s):

SJ Conti



GROUNDWATER SAMPLE LOG SHEET

Project Site Name: **BETHPAGE OU-2 OFFSITE GW**
 Project No.: **112G00622**
PRE-DESIGN FIELD INVES

Sample ID No.: **BP-VPB128-GW-228**
 Sample Location: **VPB-128**
 Sampled By: **SJC**

- Domestic Well Data
- Monitoring Well Data
- Other Well Type: Vertical Profile Boring
- QA Sample Type: _____

C.O.C. No.: **028435**
 Type of Sample:
 Low Concentration
 High Concentration

SAMPLING DATA:

Date:	<u>1 / 6 / 11</u>	Color	pH	S.C.	Temp.	Turbidity	DO	ORP	Other
Time:	<u>1100</u>	Visual	Standard	mS/cm	Degrees C	NTU	mg/l	mV	NA
Method:	<u>Hydropunch</u>	<u>LT BRN</u>	<u>5.81</u>	<u>225</u>	<u>10.90</u>	<u>138</u>	<u>4.12</u>	<u>-65</u>	<u>~</u>

PURGE DATA:

Date:	<u>NA</u>								
Method:	<u>NA</u>								
Monitor Reading (ppm):									
Well Casing Diameter & Material									
Type:									
Total Well Depth (TD):									
Static Water Level (WL):									
One Casing Volume(gal/L):									
Start Purge (hrs):									
End Purge (hrs):									
Total Purge Time (min):									
Total Vol. Purged (gal/L):									

SAMPLE COLLECTION INFORMATION: Strike thru analysis not required

Analysis	Preservative	Container Requirements	Collected
VOCs	<u>HCL/4 DEG C</u>	<u>2-40ml Glass Vials</u>	<input checked="" type="checkbox"/>

OBSERVATIONS / NOTES:

2" MW = 0.163 gal/ft

Sample taken at discreet intervals using a hydropunch sampler unless otherwise noted.

Not enough volume for water quality parameters
 Check box if not enough volume.

Used pH paper instead of water quality meter
 Check box if used pH paper.

Circle if Applicable:

MS/MSD	Duplicate ID No.:
--------	-------------------

Signature(s):

SJC



Tetra Tech NUS, Inc.

GROUNDWATER SAMPLE LOG SHEET

Page 1 of 1

Project Site Name: **BETHPAGE OU-2 OFFSITE GW**
 Project No.: **112G00622**
PRE-DESIGN FIELD INVES

Sample ID No.: **BP-VPB128-GW-248**
 Sample Location: **VPB-128**
 Sampled By: **SJC**

Domestic Well Data
 Monitoring Well Data
 Other Well Type: Vertical Profile Boring
 QA Sample Type: _____

C.O.C. No.: **028435**
 Type of Sample:
 Low Concentration
 High Concentration

SAMPLING DATA:

Date:	Color	pH	S.C.	Temp.	Turbidity	DO	ORP	Other
Time:	Visual	Standard	mS/cm	Degrees C	NTU	mg/l	mV	NA
1/6/11	VLT GRAY	5.54	191	11.99	98.7	3.47	111	-
12501245-9e								
Method: Hydropunch								

PURGE DATA:

Date:	NA							
Method:	NA							
Monitor Reading (ppm):								
Well Casing Diameter & Material								
Type:								
Total Well Depth (TD):								
Static Water Level (W/L):								
One Casing Volume(gal/L):								
Start Purge (hrs):								
End Purge (hrs):								
Total Purge Time (min):								
Total Vol. Purged (gal/L):								

SAMPLE COLLECTION INFORMATION: Strike thru analysis not required

Analysis	Preservative	Container Requirements	Collected
VOCs	HCL/4 DEG C	2-40ml Glass Vials	<input checked="" type="checkbox"/>

OBSERVATIONS / NOTES:

2" MW = 0.163 gal/ft

Sample taken at discreet intervals using a hydropunch sampler unless otherwise noted.

Not enough volume for water quality parameters
 Check box if not enough volume.

Used pH paper instead of water quality meter
 Check box if used pH paper.

Circle if Applicable: _____ Signature(s): *SJC*

MS/MSD	Duplicate ID No.:
--------	-------------------



Tetra Tech NUS, Inc.

GROUNDWATER SAMPLE LOG SHEET

Page 1 of 1

Project Site Name: **BETHPAGE OU-2 OFFSITE GW**
 Project No.: **112G00622**
PRE-DESIGN FIELD INVES

Sample ID No.: **EP-VPB128-GW-268**
 Sample Location: **VPB-128**
 Sampled By: **SJC**

Domestic Well Data
 Monitoring Well Data
 Other Well Type: Vertical Profile Boring
 QA Sample Type: _____

C.O.C. No.: **028435**
 Type of Sample:
 Low Concentration
 High Concentration

SAMPLING DATA:

Date:	Color	pH	S.C.	Temp.	Turbidity	DO	ORP	Other
Time:	Visual	Standard	mS/cm	Degrees C	NTU	mg/l	mV	NA
1/6/11	GRAY	5.44	216	11.59	299	3.87	134	—
Method: Hydropunch								

PURGE DATA:

Date: NA								
Method: NA								
Monitor Reading (ppm):								
Well Casing Diameter & Material Type:								
Total Well Depth (TD):								
Static Water Level (W/L):								
One Casing Volume(gal/L):								
Start Purge (hrs):								
End Purge (hrs):								
Total Purge Time (min):								
Total Vol. Purged (gal/L):								

SAMPLE COLLECTION INFORMATION: Strike thru analysis not required

Analysis	Preservative	Container Requirements	Collected
VOCs	HCL/4 DEG C	2-40ml Glass Vials	<input checked="" type="checkbox"/>

OBSERVATIONS / NOTES:

2" MW = 0.163 gal/ft

Sample taken at discreet intervals using a hydropunch sampler unless otherwise noted.

Not enough volume for water quality parameters
 Check box if not enough volume.

Used pH paper instead of water quality meter
 Check box if used pH paper.

Circle if Applicable:	Signature(s):
MS/MSD Duplicate ID No.:	<i>SJ Conte</i>



Tetra Tech NUS, Inc.

GROUNDWATER SAMPLE LOG SHEET

Page 1 of 1

Project Site Name: **BETHPAGE OU-2 OFFSITE GW**
 Project No.: **112G00622**
PRE-DESIGN FIELD INVES

Sample ID No.: **BP-VPB128-GW-288**
 Sample Location: **VPB-128**
 Sampled By: **SJC**

Domestic Well Data
 Monitoring Well Data
 Other Well Type: Vertical Profile Boring
 QA Sample Type: _____

C.O.C. No.: **028435**
 Type of Sample:
 Low Concentration
 High Concentration

SAMPLING DATA:

Date: <u>1/7/11</u>	Color	pH	S.C.	Temp.	Turbidity	DO	ORP	Other
Time: <u>1000</u>	Visual	Standard	mS/cm	Degrees C	NTU	mg/l	mV	NA
Method: <u>Hydropunch</u>	<u>DK GRAY</u>	<u>5-6</u>	<u>—</u>	<u>—</u>	<u>3999</u>	<u>—</u>	<u>—</u>	<u>—</u>

PURGE DATA:

Date:	NA							
Method:	NA							
Monitor Reading (ppm):								
Well Casing Diameter & Material								
Type:								
Total Well Depth (TD):								
Static Water Level (WL):								
One Casing Volume(gal/L):								
Start Purge (hrs):								
End Purge (hrs):								
Total Purge Time (min):								
Total Vol. Purged (gal/L):								

SAMPLE COLLECTION INFORMATION: Strike thru analysis not required

Analysis	Preservative	Container Requirements	Collected
VOCs	HCL/4 DEG C	<u>2- 40ml Glass Vials</u>	<input checked="" type="checkbox"/>

OBSERVATIONS / NOTES:

2" MW = 0.163 gal/ft

Sample taken at discreet intervals using a hydropunch sampler unless otherwise noted.

Not enough volume for water quality parameters
 Check box if not enough volume.

Used pH paper instead of water quality meter
 Check box if used pH paper.

Gray Sandy Clay on Screen of H. Punch.

Circle if Applicable:		Signature(s):
MS/MSD	Duplicate ID No.:	<i>SJ Conti</i>



GROUNDWATER SAMPLE LOG SHEET

Project Site Name: **BETHPAGE OU-2 OFFSITE GW**
 Project No.: **112G00622**
PRE-DESIGN FIELD INVES

Sample ID No.: **BP-VPB128-GW-308**
 Sample Location: **VPB-128**
 Sampled By: **SJC**

Domestic Well Data
 Monitoring Well Data
 Other Well Type: Vertical Profile Boring
 QA Sample Type: _____

C.O.C. No.: **028436**
 Type of Sample:
 Low Concentration
 High Concentration

SAMPLING DATA:

Date:	<u>1 / 10 / 11</u>	Color	pH	S.C.	Temp.	Turbidity	DO	ORP	Other
Time:	<u>1200</u>	Visual	Standard	mS/cm	Degrees C	NTU	mg/l	mV	NA
Method:	<u>Hydropunch</u>	<u>LT GRAY</u>	<u>4.39</u>	<u>252</u>	<u>12.11</u>	<u>339</u>	<u>4.39</u>	<u>107</u>	<u>-</u>

PURGE DATA:

Date:	<u>NA</u>								
Method:	<u>NA</u>								
Monitor Reading (ppm):									
Well Casing Diameter & Material									
Type:									
Total Well Depth (TD):									
Static Water Level (WL):									
One Casing Volume(gal/L):									
Start Purge (hrs):									
End Purge (hrs):									
Total Purge Time (min):									
Total Vol. Purged (gal/L):									

SAMPLE COLLECTION INFORMATION: Strike thru analysis not required

Analysis	Preservative	Container Requirements	Collected
VOCs	<u>HCL/4 DEG C</u>	<u>2-40ml Glass Vials</u>	<input checked="" type="checkbox"/>
		<u>+ 2 CHEMTECH</u>	

OBSERVATIONS / NOTES:

2" MW = 0.163 gal/ft

Sample taken at discreet intervals using a hydropunch sampler unless otherwise noted.

Not enough volume for water quality parameters
 Check box if not enough volume.

Used pH paper instead of water quality meter
 Check box if used pH paper.

Circle if Applicable:		Signature(s):
MS/MSD	Duplicate ID No.:	<u>SJC Conti</u>



Tetra Tech NUS, Inc.

GROUNDWATER SAMPLE LOG SHEET

Page 1 of 1

Project Site Name: **BETHPAGE OU-2 OFFSITE GW**
 Project No.: **112G00622**
PRE-DESIGN FIELD INVES

Sample ID No.: **BP-VPB128-GW-328**
 Sample Location: **VPB-128**
 Sampled By: **SJC**

Domestic Well Data
 Monitoring Well Data
 Other Well Type: Vertical Profile Boring
 QA Sample Type: _____

C.O.C. No.: **028436**
 Type of Sample:
 Low Concentration
 High Concentration

SAMPLING DATA:

Date:	<u>1/10/11</u>	Color	pH	S.C.	Temp.	Turbidity	DO	ORP	Other
Time:	<u>1345</u>	Visual	Standard	mS/cm	Degrees C	NTU	mg/l	mV	NA
Method:	Hydropunch	<u>LT. GRAY</u>	<u>5.05</u>	<u>0.202</u>	<u>9.72</u>	<u>183</u>	<u>4.56</u>	<u>79</u>	<u>-</u>

PURGE DATA:

Date:	NA								
Method:	NA								
Monitor Reading (ppm):									
Well Casing Diameter & Material									
Type:									
Total Well Depth (TD):									
Static Water Level (WL):									
One Casing Volume(gal/L):									
Start Purge (hrs):									
End Purge (hrs):									
Total Purge Time (min):									
Total Vol. Purged (gal/L):									

SAMPLE COLLECTION INFORMATION: Strike thru analysis not required

Analysis	Preservative	Container Requirements	Collected
VOCs	HCL/4 DEG C	<u>2</u> -40ml Glass Vials	<input checked="" type="checkbox"/>

OBSERVATIONS / NOTES:

2" MW = 0.163 gal/ft

Sample taken at discreet intervals using a hydropunch sampler unless otherwise noted.

Not enough volume for water quality parameters
 Check box if not enough volume.

Used pH paper instead of water quality meter
 Check box if used pH paper.

Circle if Applicable:

MS/MSD	Duplicate ID No.:
--------	-------------------

Signature(s):

SJC



GROUNDWATER SAMPLE LOG SHEET

Project Site Name: **BETHPAGE OU-2 OFFSITE GW**
 Project No.: **112G00622**
PRE-DESIGN FIELD INVES

Sample ID No.: **BP-VPB128-GW-348**
 Sample Location: **VPB-128**
 Sampled By: **SJC**

Domestic Well Data
 Monitoring Well Data
 Other Well Type: Vertical Profile Boring
 QA Sample Type: _____

C.O.C. No.: **028436**
 Type of Sample:
 Low Concentration
 High Concentration

SAMPLING DATA:

Date:	<u>1/11/11</u>	Color	pH	S.C.	Temp.	Turbidity	DO	ORP	Other
Time:	<u>0930</u>	Visual	Standard	mS/cm	Degrees C	NTU	mg/l	mV	NA
Method:	Hydropunch	<u>LTGRAY</u>	<u>4.99</u>	<u>201</u>	<u>9.77</u>	<u>245</u>	<u>5.09</u>	<u>127</u>	<u>—</u>

PURGE DATA:

Date:	NA								
Method:	NA								
Monitor Reading (ppm):									
Well Casing Diameter & Material									
Type:									
Total Well Depth (TD):									
Static Water Level (WL):									
One Casing Volume(gal/L):									
Start Purge (hrs):									
End Purge (hrs):									
Total Purge Time (min):									
Total Vol. Purged (gal/L):									

SAMPLE COLLECTION INFORMATION: Strike thru analysis not required

Analysis	Preservative	Container Requirements	Collected
VOCs	HCL/4 DEG C	<u>2</u> -40ml Glass Vials	<input checked="" type="checkbox"/>

OBSERVATIONS / NOTES:

2" MW = 0.163 gal/ft

Sample taken at discreet intervals using a hydropunch sampler unless otherwise noted.

Not enough volume for water quality parameters
 Check box if not enough volume.

Used pH paper instead of water quality meter
 Check box if used pH paper.

Circle if Applicable: _____ Signature(s): SJC Conti

MS/MSD	Duplicate ID No.:
--------	-------------------



Tetra Tech NUS, Inc.

GROUNDWATER SAMPLE LOG SHEET

Page 1 of 1

Project Site Name: **BETHPAGE OU-2 OFFSITE GW**
 Project No.: **112G00622**
PRE-DESIGN FIELD INVES

Sample ID No.: **BP-VPB128-GW-368**
 Sample Location: **VPB-128**
 Sampled By: **SJC**

Domestic Well Data
 Monitoring Well Data
 Other Well Type: Vertical Profile Boring
 QA Sample Type: _____

C.O.C. No.: 028437
 Type of Sample:
 Low Concentration
 High Concentration

SAMPLING DATA:

Date: <u>1/12/11</u>	Color	pH	S.C.	Temp.	Turbidity	DO	ORP	Other
Time: <u>1330</u>	Visual	Standard	mS/cm	Degrees C	NTU	mg/l	mV	NA
Method: <u>Hydropunch</u>	<u>GRAY</u>	<u>6 ±</u>	<u>—</u>	<u>—</u>	<u>2999</u>	<u>—</u>	<u>—</u>	<u>—</u>

PURGE DATA:

Date:	NA							
Method:	NA							
Monitor Reading (ppm):								
Well Casing Diameter & Material								
Type:								
Total Well Depth (TD):								
Static Water Level (WL):								
One Casing Volume(gal/L):								
Start Purge (hrs):								
End Purge (hrs):								
Total Purge Time (min):								
Total Vol. Purged (gal/L):								

SAMPLE COLLECTION INFORMATION: Strike thru analysis not required

Analysis	Preservative	Container Requirements	Collected
VOCs	HCL/4 DEG C	<u>2-40ml Glass Vials</u>	<input checked="" type="checkbox"/>

OBSERVATIONS / NOTES:

2" MW = 0.163 gal/ft

Sample taken at discreet intervals using a hydropunch sampler unless otherwise noted.

Not enough volume for water quality parameters
 Check box if not enough volume.

Used pH paper instead of water quality meter
 Check box if used pH paper.

CLAYEY SAND ON SCREEN OF H.P.

Circle if Applicable:		Signature(s):
MS/MSD	Duplicate ID No.:	<u>[Signature]</u>



Tetra Tech NUS, Inc.

GROUNDWATER SAMPLE LOG SHEET

Page 1 of 1

Project Site Name: **BETHPAGE OU-2 OFFSITE GW**
 Project No.: **112G00622**
PRE-DESIGN FIELD INVES

Sample ID No.: **BP-VPB128-GW-3888**
 Sample Location: **VPB-128**
 Sampled By: **SJC**

Domestic Well Data
 Monitoring Well Data
 Other Well Type: Vertical Profile Boring
 QA Sample Type: _____

C.O.C. No.: **028437**
 Type of Sample:
 Low Concentration
 High Concentration

SAMPLING DATA:

Date:	Color	pH	S.C.	Temp.	Turbidity	DO	ORP	Other
Time:	Visual	Standard	mS/cm	Degrees C	NTU	mg/l	mV	NA
1/14/11	LT GRAY	5.23	302	9.78	142	10.04	87	-

PURGE DATA:

Date:	NA							
Method:	NA							
Monitor Reading (ppm):								
Well Casing Diameter & Material								
Type:								
Total Well Depth (TD):								
Static Water Level (WL):								
One Casing Volume(gal/L):								
Start Purge (hrs):								
End Purge (hrs):								
Total Purge Time (min):								
Total Vol. Purged (gal/L):								

SAMPLE COLLECTION INFORMATION: Strike thru analysis not required

Analysis	Preservative	Container Requirements	Collected
VOCs	HCL/4 DEG C	2-40ml Glass Vials	<input checked="" type="checkbox"/>

OBSERVATIONS / NOTES:

2" MW = 0.163 gal/ft

Sample taken at discreet intervals using a hydropunch sampler unless otherwise noted.

Not enough volume for water quality parameters
 Check box if not enough volume.

Used pH paper instead of water quality meter
 Check box if used pH paper.

Circle if Applicable: _____ Signature(s): *SJ Conter*

MS/MSD	Duplicate ID No.:
--------	-------------------



Tetra Tech NUS, Inc.

GROUNDWATER SAMPLE LOG SHEET

Project Site Name: **BETHPAGE OU-2 OFFSITE GW**
 Project No.: **112G00622**
PRE-DESIGN FIELD INVES

Sample ID No.: **BP-VPB128-GW-408**
 Sample Location: **VPB-128**
 Sampled By: **SJC**

Domestic Well Data
 Monitoring Well Data
 Other Well Type: Vertical Profile Boring
 QA Sample Type: _____

C.O.C. No.: 028438
 Type of Sample:
 Low Concentration
 High Concentration

SAMPLING DATA:

Date: <u>1/17/11</u>	Color	pH	S.C.	Temp.	Turbidity	DO	ORP	Other
Time: <u>1140</u>	Visual	Standard	mS/cm	Degrees C	NTU	mg/l	mV	NA
Method: <u>Hydropunch</u>	<u>LT GRAY</u>	<u>4.10</u>	<u>310</u>	<u>10.53</u>	<u>101</u>	<u>5.36</u>	<u>160</u>	<u>-</u>

PURGE DATA:

Date:	NA							
Method:	NA							
Monitor Reading (ppm):								
Well Casing Diameter & Material Type:								
Total Well Depth (TD):								
Static Water Level (WL):								
One Casing Volume(gal/L):								
Start Purge (hrs):								
End Purge (hrs):								
Total Purge Time (min):								
Total Vol. Purged (gal/L):								

SAMPLE COLLECTION INFORMATION: Strike thru analysis not required

Analysis	Preservative	Container Requirements	Collected
VOCs	HCL/4 DEG C	<u>2-40ml Glass Vials</u>	<input checked="" type="checkbox"/>

OBSERVATIONS / NOTES:

2" MW = 0.163 gal/ft

Sample taken at discreet intervals using a hydropunch sampler unless otherwise noted.

Not enough volume for water quality parameters
 Check box if not enough volume.

Used pH paper instead of water quality meter
 Check box if used pH paper.

Circle if Applicable:

MS/MSD	Duplicate ID No.:
--------	-------------------

Signature(s):

SJC Conti



GROUNDWATER SAMPLE LOG SHEET

Project Site Name: **BETHPAGE OU-2 OFFSITE GW**
 Project No.: **112G00622**
PRE-DESIGN FIELD INVES

Sample ID No.: **BP-VPB128-GW-428**
 Sample Location: **VPB-128**
 Sampled By: **SJC**

- Domestic Well Data
- Monitoring Well Data
- Other Well Type: Vertical Profile Boring
- QA Sample Type: _____

C.O.C. No.: **028438**
 Type of Sample:
 Low Concentration
 High Concentration

SAMPLING DATA:

Date:	<u>11/7/11</u>	Color	pH	S.C.	Temp.	Turbidity	DO	ORP	Other
Time:		Visual	Standard	mS/cm	Degrees C	NTU	mg/l	mV	NA
Method:	Hydropunch								

PURGE DATA:

Date:	NA								
Method:	NA								
Monitor Reading (ppm):									
Well Casing Diameter & Material									
Type:									
Total Well Depth (TD):									
Static Water Level (WL):									
One Casing Volume(gal/L):									
Start Purge (hrs):									
End Purge (hrs):									
Total Purge Time (min):									
Total Vol. Purged (gal/L):									

SAMPLE COLLECTION INFORMATION: Strike thru analysis not required

Analysis	Preservative	Container Requirements	Collected
VOCs	HCL/4 DEG C	2- 40ml Glass Vials	NO

OBSERVATIONS / NOTES:

2" MW = 0.163 gal/ft

Sample taken at discreet intervals using a hydropunch sampler unless otherwise noted.

Not enough volume for water quality parameters
 Check box if not enough volume.

Used pH paper instead of water quality meter
 Check box if used pH paper.

No Attempt @ 428
 Hit LAYER OF CLAY
 ~ 418 TO 442.

Circle if Applicable:		Signature(s): <i>SJ Conti</i>
MS/MSD	Duplicate ID No.:	



Tetra Tech NUS, Inc.

GROUNDWATER SAMPLE LOG SHEET

Page 1 of 1

Project Site Name: **BETHPAGE OU-2 OFFSITE GW**
 Project No.: **112G00622**
PRE-DESIGN FIELD INVES

Sample ID No.: **BP-VPB128-GW-448**
 Sample Location: **VPB-128**
 Sampled By: **SJC**

Domestic Well Data
 Monitoring Well Data
 Other Well Type: Vertical Profile Boring
 QA Sample Type: _____

C.O.C. No.: **028438**
 Type of Sample:
 Low Concentration
 High Concentration

SAMPLING DATA:

Date:	<u>1/17/11</u>	Color	pH	S.C.	Temp.	Turbidity	DO	ORP	Other
Time:	<u>1500</u>	Visual	Standard	mS/cm	Degrees C	NTU	mg/l	mV	NA
Method:	Hydropunch	<u>LT GRAY</u>	<u>5.06</u>	<u>.186</u>	<u>12.24</u>	<u>85.4</u>	<u>3.82</u>	<u>80</u>	<u>-</u>

PURGE DATA:

Date:	NA								
Method:	NA								
Monitor Reading (ppm):									
Well Casing Diameter & Material Type:									
Total Well Depth (TD):									
Static Water Level (W/L):									
One Casing Volume(gal/L):									
Start Purge (hrs):									
End Purge (hrs):									
Total Purge Time (min):									
Total Vol. Purged (gal/L):									

SAMPLE COLLECTION INFORMATION: Strike thru analysis not required

Analysis	Preservative	Container Requirements	Collected
VOCs	HCL/4 DEG C	<u>2</u> 40ml Glass Vials	<input checked="" type="checkbox"/>

OBSERVATIONS / NOTES:

2" MW = 0.163 gal/ft

Sample taken at discreet intervals using a hydropunch sampler unless otherwise noted.

Not enough volume for water quality parameters
 Check box if not enough volume.

Used pH paper instead of water quality meter
 Check box if used pH paper.

Circle if Applicable:

MS/MSD	Duplicate ID No.:
--------	-------------------

Signature(s):

SJC



GROUNDWATER SAMPLE LOG SHEET

Project Site Name: **BETHPAGE OU-2 OFFSITE GW**
 Project No.: **112G00622**
PRE-DESIGN FIELD INVES

Sample ID No.: **BP-VPB128-GW-468**
 Sample Location: **VPB-128**
 Sampled By: **SJC**

Domestic Well Data
 Monitoring Well Data
 Other Well Type: Vertical Profile Boring
 QA Sample Type: _____

C.O.C. No.: **028 438**
 Type of Sample:
 Low Concentration
 High Concentration

SAMPLING DATA:

Date: <u>1 / 18 / 11</u>	Color	pH	S.C.	Temp.	Turbidity	DO	ORP	Other
Time: <u>1150</u>	Visual	Standard	mS/cm	Degrees C	NTU	mg/l	mV	NA
Method: <u>Hydropunch</u>	<u>GRAY</u>	<u>6</u>	<u>—</u>	<u>—</u>	<u>>999</u>	<u>—</u>	<u>—</u>	<u>—</u>

PURGE DATA:

Date:	NA							
Method:	NA							
Monitor Reading (ppm):								
Well Casing Diameter & Material								
Type:								
Total Well Depth (TD):								
Static Water Level (WL):								
One Casing Volume(gal/L):								
Start Purge (hrs):								
End Purge (hrs):								
Total Purge Time (min):								
Total Vol. Purged (gal/L):								

SAMPLE COLLECTION INFORMATION: Strike thru analysis not required

Analysis	Preservative	Container Requirements	Collected
VOCs	HCL/4 DEG C	<u>2-40ml Glass Vials</u>	<input checked="" type="checkbox"/>

OBSERVATIONS / NOTES:

2" MW = 0.163 gal/ft

Sample taken at discreet intervals using a hydropunch sampler unless otherwise noted.

Not enough volume for water quality parameters
 Check box if not enough volume.

Used pH paper instead of water quality meter
 Check box if used pH paper.

Circle if Applicable:		Signature(s): <i>SJC</i>
MS/MSD	Duplicate ID No.:	



Tetra Tech NUS, Inc.

GROUNDWATER SAMPLE LOG SHEET

Project Site Name: BETHPAGE OU-2 OFFSITE GW
 Project No.: 112G00622
PRE-DESIGN FIELD INVES

Sample ID No.: BP-VPB128-GW-488
 Sample Location: VPB-128
 Sampled By: SJC

- Domestic Well Data
 Monitoring Well Data
 Other Well Type: Vertical Profile Boring
 QA Sample Type: _____

C.O.C. No.: 028438
 Type of Sample:
 Low Concentration
 High Concentration

SAMPLING DATA:

Date: <u>1/19/11</u>	Color	pH	S.C.	Temp.	Turbidity	DO	ORP	Other
Time: <u>0930</u>	Visual	Standard	mS/cm	Degrees C	NTU	mg/l	mV	NA
Method: <u>Hydropunch</u>	<u>GRAY</u>	<u>6.24</u>	<u>0.333</u>	<u>12.40</u>	<u>>999</u>	<u>5.73</u>	<u>-15</u>	<u>-</u>

PURGE DATA:

Date:	NA							
Method:	NA							
Monitor Reading (ppm):								
Well Casing Diameter & Material								
Type:								
Total Well Depth (TD):								
Static Water Level (WL):								
One Casing Volume(gal/L):								
Start Purge (hrs):								
End Purge (hrs):								
Total Purge Time (min):								
Total Vol. Purged (gal/L):								

SAMPLE COLLECTION INFORMATION: Strike thru analysis not required

Analysis	Preservative	Container Requirements	Collected
VOCs	HCL/4 DEG C	<u>2- 40ml Glass Vials</u>	<input checked="" type="checkbox"/>

OBSERVATIONS / NOTES:

2" MW = 0.163 gal/ft

Sample taken at discreet intervals using a hydropunch sampler unless otherwise noted.

Not enough volume for water quality parameters
 Check box if not enough volume.

Used pH paper instead of water quality meter
 Check box if used pH paper.

Circle if Applicable: _____ Signature(s): [Signature]

MS/MSD	Duplicate ID No.:
--------	-------------------



Tetra Tech NUS, Inc.

GROUNDWATER SAMPLE LOG SHEET

Project Site Name: BETHPAGE OU-2 OFFSITE GW
 Project No.: 112G00622
PRE-DESIGN FIELD INVES

Sample ID No.: BP-VPB128-GW- 508
 Sample Location: VPB-128
 Sampled By: SJC

- Domestic Well Data
 Monitoring Well Data
 Other Well Type: Vertical Profile Boring
 QA Sample Type: _____

C.O.C. No.: 028438
 Type of Sample:
 Low Concentration
 High Concentration

SAMPLING DATA:

Date: <u>1/19/11</u>	Color Visual	pH Standard	S.C. mS/cm	Temp. Degrees C	Turbidity NTU	DO mg/l	ORP mV	Other NA
Time: <u>1120</u>	<u>GRAY</u>	<u>6.2</u>	<u>—</u>	<u>—</u>	<u>>999</u>	<u>—</u>	<u>—</u>	<u>—</u>
Method: <u>Hydropunch</u>								

PURGE DATA:

Date: <u>NA</u>								
Method: <u>NA</u>								
Monitor Reading (ppm):								
Well Casing Diameter & Material								
Type:								
Total Well Depth (TD):								
Static Water Level (WL):								
One Casing Volume(gal/L):								
Start Purge (hrs):								
End Purge (hrs):								
Total Purge Time (min):								
Total Vol. Purged (gal/L):								

SAMPLE COLLECTION INFORMATION: Strike thru analysis not required

Analysis	Preservative	Container Requirements	Collected
VOCs	HCL/4 DEG C	<u>2-40ml Glass Vials</u>	<input checked="" type="checkbox"/>

OBSERVATIONS / NOTES:

2" MW = 0.163 gal/ft

Sample taken at discreet intervals using a hydropunch sampler unless otherwise noted.

Not enough volume for water quality parameters
 Check box if not enough volume.

Used pH paper instead of water quality meter
 Check box if used pH paper.

Circle if Applicable:		Signature(s): <u>SJC</u>
MS/MSD	Duplicate ID No.:	



GROUNDWATER SAMPLE LOG SHEET

Project Site Name: BETHPAGE OU-2 OFFSITE GW
 Project No.: 112G00622
PRE-DESIGN FIELD INVES

Sample ID No.: BP-VPB128-GW-528
 Sample Location: VPB-128
 Sampled By: SJC

- Domestic Well Data
- Monitoring Well Data
- Other Well Type: Vertical Profile Boring
- QA Sample Type: _____

C.O.C. No.: 028439
 Type of Sample:
 Low Concentration
 High Concentration

SAMPLING DATA:

Date: <u>1/19/11</u>	Color	pH	S.C.	Temp.	Turbidity	DO	ORP	Other
Time: <u>1400</u>	Visual	Standard	mS/cm	Degrees C	NTU	mg/l	mV	NA
Method: <u>Hydropunch</u>	<u>GRAY</u>	<u>6</u>	<u>—</u>	<u>—</u>	<u>>999</u>	<u>—</u>	<u>—</u>	<u>—</u>

PURGE DATA:

Date:	NA							
Method:	NA							
Monitor Reading (ppm):								
Well Casing Diameter & Material								
Type:								
Total Well Depth (TD):								
Static Water Level (WL):								
One Casing Volume(gal/L):								
Start Purge (hrs):								
End Purge (hrs):								
Total Purge Time (min):								
Total Vol. Purged (gal/L):								

SAMPLE COLLECTION INFORMATION: Strike thru analysis not required

Analysis	Preservative	Container Requirements	Collected
VOCs	HCL/4 DEG C	<u>2</u> -40ml Glass Vials	<input checked="" type="checkbox"/>

OBSERVATIONS / NOTES:

2" MW = 0.163 gal/ft

Sample taken at discreet intervals using a hydropunch sampler unless otherwise noted.

Not enough volume for water quality parameters
 Check box if not enough volume.

Used pH paper instead of water quality meter
 Check box if used pH paper.

Circle if Applicable:		Signature(s): <u>SJC</u>
MS/MSD	Duplicate ID No.:	



GROUNDWATER SAMPLE LOG SHEET

Project Site Name: BETHPAGE OU-2 OFFSITE GW
 Project No.: 112G00622
PRE-DESIGN FIELD INVES

Sample ID No.: BP-VPB128-GW- 548
 Sample Location: VPB-128
 Sampled By: SJC

Domestic Well Data
 Monitoring Well Data
 Other Well Type: Vertical Profile Boring
 QA Sample Type: _____

C.O.C. No.: 028439
 Type of Sample:
 Low Concentration
 High Concentration

SAMPLING DATA:

Date: <u>1/20/11</u>	Color	pH	S.C.	Temp.	Turbidity	DO	ORP	Other
Time: <u>0940</u>	Visual	Standard	mS/cm	Degrees C	NTU	mg/l	mV	NA
Method: <u>Hydropunch</u>	<u>LT. GRAY</u>	<u>5.73</u>	<u>343</u>	<u>10.04</u>	<u>800</u>	<u>4.45</u>	<u>13</u>	<u>-</u>

PURGE DATA:

Date: <u>NA</u>								
Method: <u>NA</u>								
Monitor Reading (ppm):								
Well Casing Diameter & Material								
Type:								
Total Well Depth (TD):								
Static Water Level (WL):								
One Casing Volume(gal/L):								
Start Purge (hrs):								
End Purge (hrs):								
Total Purge Time (min):								
Total Vol. Purged (gal/L):								

SAMPLE COLLECTION INFORMATION: Strike thru analysis not required

Analysis	Preservative	Container Requirements	Collected
VOCs	HCL/4 DEG C	<u>2</u> 40ml Glass Vials	<input checked="" type="checkbox"/>

OBSERVATIONS / NOTES:

2" MW = 0.163 gal/ft

Sample taken at discreet intervals using a hydropunch sampler unless otherwise noted.

Not enough volume for water quality parameters
 Check box if not enough volume.

Used pH paper instead of water quality meter
 Check box if used pH paper.

Circle if Applicable:

MS/MSD	Duplicate ID No.:
--------	-------------------

Signature(s):

SJC



GROUNDWATER SAMPLE LOG SHEET

DM ~ 567

Project Site Name: **BETHPAGE OU-2 OFFSITE GW**
 Project No.: **112G00622**
PRE-DESIGN FIELD INVES

Sample ID No.: **BP-VPB128-GW**
 Sample Location: **VPB-128**
 Sampled By: **SJC**

Domestic Well Data
 Monitoring Well Data
 Other Well Type: Vertical Profile Boring
 QA Sample Type: _____

C.O.C. No.: **028439**
 Type of Sample:
 Low Concentration
 High Concentration

SAMPLING DATA:

Date:	Color	pH	S.C.	Temp.	Turbidity	DO	ORP	Other
Time:	Visual	Standard	mS/cm	Degrees C	NTU	mg/l	mV	NA
1 / 20 / 11	GRAY	6.70	627	10.97	>999	3.15	38	-
1020								
Method: <u>Hydropunch</u>								

PURGE DATA: DIRECT FLOW

Date: NA								
Method: NA								
Monitor Reading (ppm):								
Well Casing Diameter & Material								
Type:								
Total Well Depth (TD):								
Static Water Level (WL):								
One Casing Volume(gal/L):								
Start Purge (hrs):								
End Purge (hrs):								
Total Purge Time (min):								
Total Vol. Purged (gal/L):								

SAMPLE COLLECTION INFORMATION: Strike thru analysis not required

Analysis	Preservative	Container Requirements	Collected
VOCs	HCL/4 DEG C	2 40ml Glass Vials	<input checked="" type="checkbox"/>

OBSERVATIONS / NOTES:

2" MW = 0.163 gal/ft

Sample taken at discreet intervals using a hydropunch sampler unless otherwise noted.

Not enough volume for water quality parameters
 Check box if not enough volume.

Used pH paper instead of water quality meter
 Check box if used pH paper.

Sample of Drilling
 Mud (DM) at
 Drill Rod Depth 567

Circle if Applicable:

MS/MSD	Duplicate ID No.:
--------	-------------------

Signature(s):

SJC



GROUNDWATER SAMPLE LOG SHEET

Project Site Name: **BETHPAGE OU-2 OFFSITE GW**
 Project No.: **112G00622**
PRE-DESIGN FIELD INVES

Sample ID No.: **BP-VPB128-GW-568**
 Sample Location: **VPB-128**
 Sampled By: **SJC**

Domestic Well Data
 Monitoring Well Data
 Other Well Type: Vertical Profile Boring
 QA Sample Type: _____

C.O.C. No.: **028439**
 Type of Sample:
 Low Concentration
 High Concentration

SAMPLING DATA:

Date:	<u>1/20/11</u>	Color	pH	S.C.	Temp.	Turbidity	DO	ORP	Other
Time:	<u>1150</u>	Visual	Standard	mS/cm	Degrees C	NTU	mg/l	mV	NA
Method:	Hydropunch	<u>LT GRAY</u>	<u>6.10</u>	<u>.142</u>	<u>11.81</u>	<u>>999</u>	<u>4.03</u>	<u>-100</u>	<u>-</u>

PURGE DATA:

(4000) La Motte

Date:	NA								
Method:	NA								
Monitor Reading (ppm):									
Well Casing Diameter & Material									
Type:									
Total Well Depth (TD):									
Static Water Level (WL):									
One Casing Volume(gal/L):									
Start Purge (hrs):									
End Purge (hrs):									
Total Purge Time (min):									
Total Vol. Purged (gal/L):									

SAMPLE COLLECTION INFORMATION: Strike thru analysis not required

Analysis	Preservative	Container Requirements	Collected
VOCs	HCL/4 DEG C	<u>2-4</u> ml Glass Vials	<input checked="" type="checkbox"/>

OBSERVATIONS / NOTES:

2" MW = 0.163 gal/ft

Sample taken at discreet intervals using a hydropunch sampler unless otherwise noted.

Not enough volume for water quality parameters
 Check box if not enough volume.

Used pH paper instead of water quality meter
 Check box if used pH paper.

Circle if Applicable:

MS/MSD	Duplicate ID No.:
--------	-------------------

Signature(s):

SJC



GROUNDWATER SAMPLE LOG SHEET

Project Site Name: **BETHPAGE OU-2 OFFSITE GW**
 Project No.: **112G00622**
PRE-DESIGN FIELD INVES

Sample ID No.: **BP-VPB128-GW-588**
 Sample Location: **VPB-128**
 Sampled By: **SJC**

- Domestic Well Data
- Monitoring Well Data
- Other Well Type: Vertical Profile Boring
- QA Sample Type: _____

C.O.C. No.: **028439**
 Type of Sample:
 Low Concentration
 High Concentration

SAMPLING DATA:

Date: <u>1 / 20 / 11</u>	Color Visual	pH Standard	S.C. mS/cm	Temp. Degrees C	Turbidity NTU	DO mg/l	ORP mV	Other NA
Time: <u>1350</u>	<u>GRAY</u>	<u>6</u>	<u>—</u>	<u>—</u>	<u>—</u>	<u>—</u>	<u>—</u>	<u>—</u>
Method: <u>Hydropunch</u>								

PURGE DATA:

Date: <u>NA</u>								
Method: <u>NA</u>								
Monitor Reading (ppm):								
Well Casing Diameter & Material								
Type:								
Total Well Depth (TD):								
Static Water Level (WL):								
One Casing Volume(gal/L):								
Start Purge (hrs):								
End Purge (hrs):								
Total Purge Time (min):								
Total Vol. Purged (gal/L):								

SAMPLE COLLECTION INFORMATION: Strike thru analysis not required

Analysis	Preservative	Container Requirements	Collected
VOCs	HCL/4 DEG C	<u>2-4</u> ml Glass Vials	<input checked="" type="checkbox"/>

OBSERVATIONS / NOTES:

2" MW = 0.163 gal/ft

Sample taken at discreet intervals using a hydropunch sampler unless otherwise noted.

Not enough volume for water quality parameters
 Check box if not enough volume.

Used pH paper instead of water quality meter
 Check box if used pH paper.

Sample mixed w/
Drill Mud (possible)

Circle if Applicable:		Signature(s): <i>SJC</i>
MS/MSD	Duplicate ID No.:	



Tetra Tech NUS, Inc.

GROUNDWATER SAMPLE LOG SHEET

Page 1 of 1

Project Site Name: **BETHPAGE OU-2 OFFSITE GW**
 Project No.: **112G00622**
PRE-DESIGN FIELD INVES

Sample ID No.: **BP-VPB128-GW-608**
 Sample Location: **VPB-128**
 Sampled By: **SJC**

Domestic Well Data
 Monitoring Well Data
 Other Well Type: Vertical Profile Boring
 QA Sample Type: _____

C.O.C. No.: **40**
028439
 Type of Sample:
 Low Concentration
 High Concentration

SAMPLING DATA:

Date:	<u>1/24/11</u>	Color	pH	S.C.	Temp.	Turbidity	DO	ORP	Other
Time:	<u>1430</u>	Visual	Standard	mS/cm	Degrees C	NTU	mg/l	mV	NA
Method:	Hydropunch	<u>LT GRAY</u>	<u>5.20</u>	<u>0.370</u>	<u>9.44</u>	<u>>999</u>	<u>7.91</u>	<u>130</u>	<u>-</u>

PURGE DATA:

Date:	NA								
Method:	NA								
Monitor Reading (ppm):									
Well Casing Diameter & Material									
Type:									
Total Well Depth (TD):									
Static Water Level (WL):									
One Casing Volume(gal/L):									
Start Purge (hrs):									
End Purge (hrs):									
Total Purge Time (min):									
Total Vol. Purged (gal/L):									

SAMPLE COLLECTION INFORMATION: Strike thru analysis not required

Analysis	Preservative	Container Requirements	Collected
VOCs	HCL/4 DEG C	<u>2-40ml Glass Vials</u>	<input checked="" type="checkbox"/>

OBSERVATIONS / NOTES:

2" MW = 0.163 gal/ft

Sample taken at discreet intervals using a hydropunch sampler unless otherwise noted.

Not enough volume for water quality parameters
 Check box if not enough volume.

Used pH paper instead of water quality meter
 Check box if used pH paper.

Circle if Applicable:

MS/MSD	Duplicate ID No.:
--------	-------------------

Signature(s):

SJConti



Tetra Tech NUS, Inc.

GROUNDWATER SAMPLE LOG SHEET

Project Site Name: **BETHPAGE OU-2 OFFSITE GW**
 Project No.: **112G00622**
PRE-DESIGN FIELD INVES

Sample ID No.: **EP-VPB128-GW-628**
 Sample Location: **VPB-128**
 Sampled By: **SJC**

Domestic Well Data
 Monitoring Well Data
 Other Well Type: Vertical Profile Boring
 QA Sample Type: _____

C.O.C. No.: **028440**
 Type of Sample:
 Low Concentration
 High Concentration

SAMPLING DATA:

Date:	1/25/11	Color	pH	S.C.	Temp.	Turbidity	DO	ORP	Other
Time:	1040	Visual	Standard	mS/cm	Degrees C	NTU	mg/l	mV	NA
Method:	Hydropunch	GRAY	6.48	404	10.35	>999	5.32	-46	-

PURGE DATA:

Date:	NA								
Method:	NA								
Monitor Reading (ppm):									
Well Casing Diameter & Material									
Type:									
Total Well Depth (TD):									
Static Water Level (WL):									
One Casing Volume(gal/L):									
Start Purge (hrs):									
End Purge (hrs):									
Total Purge Time (min):									
Total Vol. Purged (gal/L):									

SAMPLE COLLECTION INFORMATION: Strike thru analysis not required

Analysis	Preservative	Container Requirements	Collected
VOCs	HCL/4 DEG C	2-40ml Glass Vials	<input checked="" type="checkbox"/>

OBSERVATIONS / NOTES:

2" MW = 0.163 gal/ft

Sample taken at discreet intervals using a hydropunch sampler unless otherwise noted.

Not enough volume for water quality parameters
 Check box if not enough volume.

Used pH paper instead of water quality meter
 Check box if used pH paper.

Circle if Applicable:

MS/MSD	Duplicate ID No.:
--------	-------------------

Signature(s):

SJC



Tetra Tech NUS, Inc.

GROUNDWATER SAMPLE LOG SHEET

Page 1 of 1

Project Site Name: BETHPAGE OU-2 OFFSITE GW
 Project No.: 112G00622
PRE-DESIGN FIELD INVES

Sample ID No.: BP-VPB128-GW-648
 Sample Location: VPB-128
 Sampled By: SJC

Domestic Well Data
 Monitoring Well Data
 Other Well Type: Vertical Profile Boring
 QA Sample Type: _____

C.O.C. No.: 028440
 Type of Sample:
 Low Concentration
 High Concentration

SAMPLING DATA:

Date:	<u>1/25/11</u>	Color	pH	S.C.	Temp.	Turbidity	DO	ORP	Other
Time:	<u>1315</u>	Visual	Standard	mS/cm	Degrees C	NTU	mg/l	mV	NA
Method:	Hydropunch	<u>LT GRAY</u>	<u>5.61</u>	<u>117</u>	<u>11.57</u>	<u>790</u>	<u>4.59</u>	<u>23</u>	<u>-</u>

PURGE DATA:

Date:	NA								
Method:	NA								
Monitor Reading (ppm):									
Well Casing Diameter & Material									
Type:									
Total Well Depth (TD):									
Static Water Level (WL):									
One Casing Volume(gal/L):									
Start Purge (hrs):									
End Purge (hrs):									
Total Purge Time (min):									
Total Vol. Purged (gal/L):									

SAMPLE COLLECTION INFORMATION: Strike thru analysis not required

Analysis	Preservative	Container Requirements	Collected
VOCs	HCL/4 DEG C	<u>2-40ml Glass Vials</u>	<input checked="" type="checkbox"/>

OBSERVATIONS / NOTES:

2" MW = 0.163 gal/ft

Sample taken at discreet intervals using a hydropunch sampler unless otherwise noted.

Not enough volume for water quality parameters
 Check box if not enough volume.

Used pH paper instead of water quality meter
 Check box if used pH paper.

Circle if Applicable:

MS/MSD	Duplicate ID No.:
--------	-------------------

Signature(s):

SJC



Tetra Tech NUS, Inc.

GROUNDWATER SAMPLE LOG SHEET

Page 1 of 1

Project Site Name: **BETHPAGE OU-2 OFFSITE GW**
 Project No.: **112G00622**
PRE-DESIGN FIELD INVES

Sample ID No.: **BP-VPB128-GW-668**
 Sample Location: **VPB-128**
 Sampled By: **SJC**

Domestic Well Data
 Monitoring Well Data
 Other Well Type: Vertical Profile Boring
 QA Sample Type: _____

C.O.C. No.: **028440**
 Type of Sample:
 Low Concentration
 High Concentration

SAMPLING DATA:

Date:	<u>1/25/11</u>	Color	pH	S.C.	Temp.	Turbidity	DO	ORP	Other
Time:	<u>1500</u>	Visual	Standard	mS/cm	Degrees C	NTU	mg/l	mV	NA
Method:	Hydropunch	<u>LT GRAY</u>	<u>5.24</u>	<u>0.065</u>	<u>12.02</u>	<u>400</u>	<u>5.47</u>	<u>130</u>	<u>-</u>

PURGE DATA:

Date:	NA								
Method:	NA								
Monitor Reading (ppm):									
Well Casing Diameter & Material									
Type:									
Total Well Depth (TD):									
Static Water Level (WL):									
One Casing Volume(gal/L):									
Start Purge (hrs):									
End Purge (hrs):									
Total Purge Time (min):									
Total Vol. Purged (gal/L):									

SAMPLE COLLECTION INFORMATION: Strike thru analysis not required

Analysis	Preservative	Container Requirements	Collected
VOCs	HCL/4 DEG C	<u>2-40ml Glass Vials</u>	<input checked="" type="checkbox"/>

OBSERVATIONS / NOTES:

2" MW = 0.163 gal/ft

Sample taken at discreet intervals using a hydropunch sampler unless otherwise noted.

Not enough volume for water quality parameters
 Check box if not enough volume.

Used pH paper instead of water quality meter
 Check box if used pH paper.

Circle if Applicable:

MS/MSD	Duplicate ID No.:
--------	-------------------

Signature(s):

SJC



GROUNDWATER SAMPLE LOG SHEET

Project Site Name: **BETHPAGE OU-2 OFFSITE GW**
 Project No.: **112G00622**
PRE-DESIGN FIELD INVES

Sample ID No.: **BP-VPB128-GW-688**
 Sample Location: **VPB-128**
 Sampled By: **SJC**

Domestic Well Data
 Monitoring Well Data
 Other Well Type: Vertical Profile Boring
 QA Sample Type: _____

C.O.C. No.: **028440**
 Type of Sample:
 Low Concentration
 High Concentration

SAMPLING DATA:

Date: <u>1/26/11</u>	Color Visual	pH Standard	S.C. mS/cm	Temp. Degrees C	Turbidity NTU	DO mg/l	ORP mV	Other NA
Time: <u>1030</u>	Method: <u>Hydropunch</u>	<u>BRN</u>	<u>6</u>	<u>—</u>	<u>—</u>	<u>—</u>	<u>—</u>	<u>—</u>

PURGE DATA:

Date:	NA							
Method:	NA							
Monitor Reading (ppm):								
Well Casing Diameter & Material								
Type:								
Total Well Depth (TD):								
Static Water Level (WL):								
One Casing Volume(gal/L):								
Start Purge (hrs):								
End Purge (hrs):								
Total Purge Time (min):								
Total Vol. Purged (gal/L):								

SAMPLE COLLECTION INFORMATION: Strike thru analysis not required

Analysis	Preservative	Container Requirements	Collected
VOCs	HCL/4 DEG C	<u>2-40ml Glass Vials</u>	<input checked="" type="checkbox"/>

OBSERVATIONS / NOTES:

2" MW = 0.163 gal/ft

Sample taken at discreet intervals using a hydropunch sampler unless otherwise noted.

Not enough volume for water quality parameters
 Check box if not enough volume.

Used pH paper instead of water quality meter
 Check box if used pH paper.

Circle if Applicable: _____ Signature(s): SJC

MS/MSD	Duplicate ID No.:
--------	-------------------



Tetra Tech NUS, Inc.

GROUNDWATER SAMPLE LOG SHEET

Page 1 of 1

Project Site Name: **BETHPAGE OU-2 OFFSITE GW**
 Project No.: **112G00622**
PRE-DESIGN FIELD INVES

Sample ID No.: **BP-VPB128-GW-728**
 Sample Location: **VPB-128**
 Sampled By: **SJC**

- Domestic Well Data
- Monitoring Well Data
- Other Well Type: Vertical Profile Boring
- QA Sample Type: _____

C.O.C. No.: **028441**
 Type of Sample:
 Low Concentration
 High Concentration

SAMPLING DATA:

Date:	<u>1/28/11</u>	Color	pH	S.C.	Temp.	Turbidity	DO	ORP	Other
Time:	<u>1100</u>	Visual	Standard	mS/cm	Degrees C	NTU	mg/l	mV	NA
Method:	Hydropunch	<u>RED RBN</u>	<u>6</u>	—	—	—	—	—	—

PURGE DATA:

Date:	NA								
Method:	NA								
Monitor Reading (ppm):									
Well Casing Diameter & Material									
Type:									
Total Well Depth (TD):									
Static Water Level (WL):									
One Casing Volume(gal/L):									
Start Purge (hrs):									
End Purge (hrs):									
Total Purge Time (min):									
Total Vol. Purged (gal/L):									

SAMPLE COLLECTION INFORMATION: Strike thru analysis not required

Analysis	Preservative	Container Requirements	Collected
VOCs	HCL/4 DEG C	2- 40ml Glass Vials	<input checked="" type="checkbox"/>

OBSERVATIONS / NOTES:

2" MW = 0.163 gal/ft
 Sample taken at discreet intervals using a hydropunch sampler unless otherwise noted.

Not enough volume for water quality parameters
 Check box if not enough volume.

Used pH paper instead of water quality meter
 Check box if used pH paper.

Circle if Applicable:

MS/MSD	Duplicate ID No.:
--------	-------------------

Signature(s):

J. Conti



Tetra Tech NUS, Inc.

GROUNDWATER SAMPLE LOG SHEET

Project Site Name: **BETHPAGE OU-2 OFFSITE GW**
 Project No.: **112G00622**
PRE-DESIGN FIELD INVES

Sample ID No.: **EP-VPB128-GW-748**
 Sample Location: **VPB-128**
 Sampled By: **SJC**

- Domestic Well Data
- Monitoring Well Data
- Other Well Type: Vertical Profile Boring
- QA Sample Type: _____

C.O.C. No.: **028442**
 Type of Sample:
 Low Concentration
 High Concentration

SAMPLING DATA:

Date: <u>1/31/11</u>	Color Visual	pH Standard	S.C. mS/cm	Temp. Degrees C	Turbidity NTU	DO mg/l	ORP mV	Other NA
Time: <u>1230</u>	<u>TAN</u>	<u>6</u>	<u>—</u>	<u>—</u>	<u>—</u>	<u>—</u>	<u>—</u>	<u>—</u>
Method: <u>Hydropunch</u>								

PURGE DATA:

Date: <u>NA</u>								
Method: <u>NA</u>								
Monitor Reading (ppm):								
Well Casing Diameter & Material								
Type:								
Total Well Depth (TD):								
Static Water Level (WL):								
One Casing Volume(gal/L):								
Start Purge (hrs):								
End Purge (hrs):								
Total Purge Time (min):								
Total Vol. Purged (gal/L):								

SAMPLE COLLECTION INFORMATION: Strike thru analysis not required

Analysis	Preservative	Container Requirements	Collected
VOCs	HCL/4 DEG C	<u>2-40ml Glass Vials</u>	<input checked="" type="checkbox"/>

OBSERVATIONS / NOTES:

2" MW = 0.163 gal/ft

Sample taken at discreet intervals using a hydropunch sampler unless otherwise noted.

Not enough volume for water quality parameters
 Check box if not enough volume.

Used pH paper instead of water quality meter
 Check box if used pH paper.

Circle if Applicable: _____ Signature(s): SJ Conti

MS/MSD	Duplicate ID No.:
--------	-------------------



Tetra Tech NUS, Inc.

GROUNDWATER SAMPLE LOG SHEET

Page 1 of 1

Project Site Name: **BETHPAGE OU-2 OFFSITE GW**
 Project No.: **112G00622**
PRE-DESIGN FIELD INVES

Sample ID No.: **BP-VPB128-GW-768**
 Sample Location: **VPB-128**
 Sampled By: **SJC**

Domestic Well Data
 Monitoring Well Data
 Other Well Type: Vertical Profile Boring
 QA Sample Type: _____

C.O.C. No.: N/A
 Type of Sample:
 Low Concentration
 High Concentration

SAMPLING DATA:

Date: <u>1/31/11</u>	Color	pH	S.C.	Temp.	Turbidity	DO	ORP	Other
Time: <u>NA</u>	Visual	Standard	mS/cm	Degrees C	NTU	mg/l	mV	NA
Method: <u>Hydropunch</u>	—	—	—	—	—	—	—	—

PURGE DATA:

Date: <u>NA</u>								
Method: <u>NA</u>								
Monitor Reading (ppm):								
Well Casing Diameter & Material								
Type:								
Total Well Depth (TD):								
Static Water Level (WL):								
One Casing Volume(gal/L):								
Start Purge (hrs):								
End Purge (hrs):								
Total Purge Time (min):								
Total Vol. Purged (gal/L):								

SAMPLE COLLECTION INFORMATION: Strike thru analysis not required

Analysis	Preservative	Container Requirements	Collected
VOCs	HCL/4 DEG C	2- 40ml Glass Vials	NO *

OBSERVATIONS / NOTES:

2" MW = 0.163 gal/ft

Sample taken at discreet intervals using a hydropunch sampler unless otherwise noted.

Not enough volume for water quality parameters Check box if not enough volume.

Used pH paper instead of water quality meter Check box if used pH paper.

* NO SAMPLE ATTEMPTED DUE TO CLAY,

Circle if Applicable:

MS/MSD	Duplicate ID No.:
--------	-------------------

Signature(s): SJC Conta.



Tetra Tech NUS, Inc.

GROUNDWATER SAMPLE LOG SHEET

Page 1 of 1

Project Site Name: **BETHPAGE OU-2 OFFSITE GW**
 Project No.: **112G00622**
PRE-DESIGN FIELD INVES

Sample ID No.: **BP-VPB128-GW-788**
 Sample Location: **VPB-128**
 Sampled By: **SJC**

Domestic Well Data
 Monitoring Well Data
 Other Well Type: Vertical Profile Boring
 QA Sample Type: _____

C.O.C. No.: **028442**
 Type of Sample:
 Low Concentration
 High Concentration

SAMPLING DATA:

Date: 2/18/11	Color Visual	pH Standard	S.C. mS/cm	Temp. Degrees C	Turbidity NTU	DO mg/l	ORP mV	Other NA
Time: 1015	Method: Hydropunch	RED BEN	6.72	6.38	10.20	>999	7.53	-13

PURGE DATA:

Date:	NA							
Method:	NA							
Monitor Reading (ppm):								
Well Casing Diameter & Material Type:								
Total Well Depth (TD):								
Static Water Level (WL):								
One Casing Volume(gal/L):								
Start Purge (hrs):								
End Purge (hrs):								
Total Purge Time (min):								
Total Vol. Purged (gal/L):								

SAMPLE COLLECTION INFORMATION: Strike thru analysis not required

Analysis	Preservative	Container Requirements	Collected
VOCs	HCL/4 DEG C	<u>2</u> 40ml Glass Vials	✓

OBSERVATIONS / NOTES:

2" MW = 0.163 gal/ft

Sample taken at discreet intervals using a hydropunch sampler unless otherwise noted.

Not enough volume for water quality parameters
 Check box if not enough volume.

Used pH paper instead of water quality meter
 Check box if used pH paper.

Circle if Applicable:	Signature(s):
MS/MSD Duplicate ID No.:	<i>SJC</i>



Tetra Tech NUS, Inc.

GROUNDWATER SAMPLE LOG SHEET

Page 1 of 1

Project Site Name: **BETHPAGE OU-2 OFFSITE GW**
 Project No.: **112G00622**
PRE-DESIGN FIELD INVES

Sample ID No.: **BP-VPB128-GW-808**
 Sample Location: **VPB-128**
 Sampled By: **SJC**

Domestic Well Data
 Monitoring Well Data
 Other Well Type: Vertical Profile Boring
 QA Sample Type: _____

C.O.C. No.: 028442
 Type of Sample:
 Low Concentration
 High Concentration

SAMPLING DATA:

Date: <u>2/1/11</u>	Color Visual	pH Standard	S.C. mS/cm	Temp. Degrees C	Turbidity NTU	DO mg/l	ORP mV	Other NA
Time: <u>1230</u>	<u>RED BRN</u>	<u>6</u>	—	—	—	—	—	—
Method: <u>Hydropunch</u>								

PURGE DATA:

Date: NA								
Method: NA								
Monitor Reading (ppm):								
Well Casing Diameter & Material Type:								
Total Well Depth (TD):								
Static Water Level (WL):								
One Casing Volume(gal/L):								
Start Purge (hrs):								
End Purge (hrs):								
Total Purge Time (min):								
Total Vol. Purged (gal/L):								

SAMPLE COLLECTION INFORMATION: Strike thru analysis not required

Analysis	Preservative	Container Requirements	Collected
VOCs	HCL/4 DEG C	<u>2-4</u> ml Glass Vials	<input checked="" type="checkbox"/>

OBSERVATIONS / NOTES:

2" MW = 0.163 gal/ft

Sample taken at discreet intervals using a hydropunch sampler unless otherwise noted.

Not enough volume for water quality parameters
 Check box if not enough volume.

Used pH paper instead of water quality meter
 Check box if used pH paper.

Circle if Applicable:	Signature(s):
MS/MSD Duplicate ID No.:	<u>SJC</u>



QA SAMPLE LOG SHEET


Project Site Name: BETHPAGE OU-2 OFFSITE Sample ID No.: BP-VPB-TB-010311
 Project Number: 112G00622 Sampled By: SJC
 Sample Location: VPB-128 C.O.C. Number: 028434
 QA Sample Type:
 Trip Blank Rinsate Blank
 Source Water Blank Other Blank _____

SAMPLING DATA:	WATER SOURCE:
Date: <u>1/3/11</u> Time: <u>1400</u> Method: <u>NA</u>	<input checked="" type="checkbox"/> Laboratory Prepared <input type="checkbox"/> Tap <input type="checkbox"/> Purchased <input type="checkbox"/> Fire Hydrant <input type="checkbox"/> Other _____

PURCHASED WATER INFORMATION (If Applicable as Source or Rinsate Water):	RINSATE INFORMATION (If Applicable):
Product Name: _____ Supplier: _____ Manufacturer: _____ Order Number: _____ Lot Number: _____ Expiration Date: _____	Media Type: _____ Equipment Used: _____ Equipment Type: <input type="checkbox"/> Dedicated <input type="checkbox"/> Reusable

SAMPLE COLLECTION INFORMATION:			
Analysis	Preservative	Container Requirements	Collected
VOCs	Cool 4°C /HCL	2-40 ml GLASS VIALS	(YES) NO

OBSERVATIONS / NOTES:

Signature(s):




QA SAMPLE LOG SHEET

Project Site Name: BETHPAGE OU-2 OFFSITE Sample ID No.: BP-VPB-011011
 Project Number: 112G00622 Sampled By: SJC
 Sample Location: VPB-128 C.O.C. Number: 028436
 QA Sample Type:

Trip Blank Rinsate Blank
 Source Water Blank Other Blank _____

SAMPLING DATA:	WATER SOURCE:
----------------	---------------

Date: <u>1/10/11</u> Time: <u>1100</u> Method: <u>NA</u>	<input checked="" type="checkbox"/> Laboratory Prepared <input type="checkbox"/> Tap <input type="checkbox"/> Purchased <input type="checkbox"/> Fire Hydrant <input type="checkbox"/> Other _____
--	--

PURCHASED WATER INFORMATION (If Applicable as Source or Rinsate Water):	RINSATE INFORMATION (If Applicable):
--	---

Product Name: _____ Supplier: _____ Manufacturer: _____ Order Number: _____ Lot Number: _____ Expiration Date: _____	Media Type: _____ Equipment Used: _____ Equipment Type: <input type="checkbox"/> Dedicated <input type="checkbox"/> Reusable
---	--

SAMPLE COLLECTION INFORMATION:			
--------------------------------	--	--	--

Analysis	Preservative	Container Requirements	Collected
VOCs	Cool 4°C /HCL	<u>2-40</u> ml GLASS VIALS	<u>YES</u> / NO

OBSERVATIONS / NOTES:

Signature(s): SJ Conti



QA SAMPLE LOG SHEET


Project Site Name: BETHPAGE OU-2 OFFSITE Sample ID No.: BP-VPB-TB-011911
 Project Number: 112G00622 Sampled By: SJC
 Sample Location: _____ C.O.C. Number: 028439
 QA Sample Type:
 Trip Blank Rinsate Blank
 Source Water Blank Other Blank _____

SAMPLING DATA:	WATER SOURCE:
Date: <u>1/19/11</u> Time: <u>1330</u> Method: <u>NA</u>	<input checked="" type="checkbox"/> Laboratory Prepared <input type="checkbox"/> Tap <input type="checkbox"/> Purchased <input type="checkbox"/> Fire Hydrant <input type="checkbox"/> Other _____

PURCHASED WATER INFORMATION (If Applicable as Source or Rinsate Water):	RINSATE INFORMATION (If Applicable):
Product Name: _____ Supplier: _____ Manufacturer: _____ Order Number: _____ Lot Number: _____ Expiration Date: _____	Media Type: _____ Equipment Used: _____ Equipment Type: <input type="checkbox"/> Dedicated <input type="checkbox"/> Reusable

SAMPLE COLLECTION INFORMATION:			
Analysis	Preservative	Container Requirements	Collected
VOCs	Cool 4°C /HCL	<u>2-40 ml GLASS VIALS</u>	<u>YES / NO</u>

OBSERVATIONS / NOTES:

Signature(s):




QA SAMPLE LOG SHEET

Project Site Name: BETHPAGE OU-2 OFFSITE Sample ID No.: BP-VPB-TB-012411
 Project Number: 112G00622 Sampled By: SJC
 Sample Location: VPB 128 C.O.C. Number: 028440
 QA Sample Type:
 Trip Blank Rinsate Blank
 Source Water Blank Other Blank _____

SAMPLING DATA:	WATER SOURCE:
Date: <u>1/24/11</u> Time: <u>1400</u> Method: <u>NA</u>	<input checked="" type="checkbox"/> Laboratory Prepared <input type="checkbox"/> Tap <input type="checkbox"/> Purchased <input type="checkbox"/> Fire Hydrant <input type="checkbox"/> Other _____

PURCHASED WATER INFORMATION (If Applicable as Source or Rinsate Water):	RINSATE INFORMATION (If Applicable):
Product Name: _____ Supplier: _____ Manufacturer: _____ Order Number: _____ Lot Number: _____ Expiration Date: _____	Media Type: _____ Equipment Used: _____ Equipment Type: <input type="checkbox"/> Dedicated <input type="checkbox"/> Reusable

SAMPLE COLLECTION INFORMATION:			
Analysis	Preservative	Container Requirements	Collected
VOCs	Cool 4°C /HCL	<u>2-40 ml GLASS VIALS</u>	<u>YES</u> / NO

OBSERVATIONS / NOTES:

Signature(s): JJ Conti



QA SAMPLE LOG SHEET


Project Site Name: BETHPAGE OU-2 OFFSITE Sample ID No.: BP-VPB-TB-012811
 Project Number: 112G00622 Sampled By: SJC
 Sample Location: VPB-128 C.O.C. Number: 028441
 QA Sample Type:
 Trip Blank Rinsate Blank
 Source Water Blank Other Blank _____

SAMPLING DATA:	WATER SOURCE:
Date: <u>1/28/11</u> Time: <u>0900</u> Method: <u>NA</u>	<input checked="" type="checkbox"/> Laboratory Prepared <input type="checkbox"/> Tap <input type="checkbox"/> Purchased <input type="checkbox"/> Fire Hydrant <input type="checkbox"/> Other _____

PURCHASED WATER INFORMATION (If Applicable as Source or Rinsate Water):	RINSATE INFORMATION (If Applicable):
Product Name: _____ Supplier: _____ Manufacturer: _____ Order Number: _____ Lot Number: _____ Expiration Date: _____	Media Type: _____ Equipment Used: _____ Equipment Type: <input type="checkbox"/> Dedicated <input type="checkbox"/> Reusable

SAMPLE COLLECTION INFORMATION:			
Analysis	Preservative	Container Requirements	Collected
VOCs	Cool 4°C /HCL	<u>2-40</u> ml GLASS VIALS	<u>YES</u> / NO

OBSERVATIONS / NOTES:

Signature(s):




QA SAMPLE LOG SHEET

Project Site Name: BETHPAGE OU-2 OFFSITE Sample ID No.: BP-VPB-TB~013111
 Project Number: 112G00622 Sampled By: SJC
 Sample Location: _____ C.O.C. Number: 028442
 QA Sample Type:
 Trip Blank Rinsate Blank
 Source Water Blank Other Blank _____

SAMPLING DATA:	WATER SOURCE:
----------------	---------------

Date: <u>1/31/11</u> Time: <u>1330</u> Method: <u>NA</u>	<input checked="" type="checkbox"/> Laboratory Prepared <input type="checkbox"/> Tap <input type="checkbox"/> Purchased <input type="checkbox"/> Fire Hydrant <input type="checkbox"/> Other _____
--	--

PURCHASED WATER INFORMATION (If Applicable as Source or Rinsate Water):	RINSATE INFORMATION (If Applicable):
--	---

Product Name: _____ Supplier: _____ Manufacturer: _____ Order Number: _____ Lot Number: _____ Expiration Date: _____	Media Type: _____ Equipment Used: _____ Equipment Type: <input type="checkbox"/> Dedicated <input type="checkbox"/> Reusable
---	--

SAMPLE COLLECTION INFORMATION:

Analysis	Preservative	Container Requirements	Collected
VOCs	Cool 4°C /HCL	2-40 ml GLASS VIALS	YES / NO

OBSERVATIONS / NOTES:

Signature(s):



Tetra Tech NUS, Inc.

GROUNDWATER SAMPLE LOG SHEET

Page 1 of 1

SW-012811

Project Site Name: **BETHPAGE OU-2 OFFSITE GW**
 Project No.: **112G00622**
PRE-DESIGN FIELD INVES

Sample ID No.: **EP-VPB128-GW-**
 Sample Location: **VPB-128**
 Sampled By: **SJC**

Domestic Well Data
 Monitoring Well Data
 Other Well Type: Vertical Profile Boring
 QA Sample Type: _____

C.O.C. No.: 028 441
 Type of Sample:
 Low Concentration
 High Concentration

SAMPLING DATA:

Date:	<u>1/28/11</u>	Color	pH	S.C.	Temp.	Turbidity	DO	ORP	Other
Time:	<u>0930</u>	Visual	Standard	mS/cm	Degrees C	NTU	mg/l	mV	NA
Method:	<u>Hydropunch</u>	<u>CLEAR</u>	<u>6.77</u>	<u>230</u>	<u>8.18</u>	<u>3.88</u>	<u>8.18</u>	<u>406</u>	<u>-</u>

PURGE DATA:

Date:	<u>NA</u>								
Method:	<u>NA</u>								
Monitor Reading (ppm):									
Well Casing Diameter & Material Type:									
Total Well Depth (TD):									
Static Water Level (WL):									
One Casing Volume(gal/L):									
Start Purge (hrs):									
End Purge (hrs):									
Total Purge Time (min):									
Total Vol. Purged (gal/L):									

SAMPLE COLLECTION INFORMATION: Strike thru analysis not required

Analysis	Preservative	Container Requirements	Collected
VOCs	<u>HCL/4 DEG C</u>	<u>2 40ml Glass Vials</u>	<input checked="" type="checkbox"/>

OBSERVATIONS / NOTES:

2" MW = 0.163 gal/ft

Sample taken at discreet intervals using a hydropunch sampler unless otherwise noted.

Not enough volume for water quality parameters
 Check box if not enough volume.

Used pH paper instead of water quality meter
 Check box if used pH paper.

SW-SOURCE WATER
WATER FROM HYDRANT
TAKEN FROM HOSE

Circle if Applicable: _____ Signature(s): SJC

MS/MSD	Duplicate ID No.:
--------	-------------------

Section 4

VPB 128 Analytical Data Sheets

- Ecotest**
- Chemtech**

EcoTest Laboratories Inc
377 Sheffield Ave
North Babylon, NY 11703
631 422-5777

LAB NO.110041.02

01/07/11

Tetra Tech NUS, Inc., Twin Oaks I
 5700 Lake Wright Drive, Suite 309
 Norfolk, VA 23502

ATTN: David Brayack

PO#:66 LAB

SOURCE OF SAMPLE: NWIRP Bethpage, NY

SOURCE OF SAMPLE: CTO No.066

COLLECTED BY: Client DATE COL'D:01/03/11 RECEIVED:01/05/11
 TIME COL'D:1500

MATRIX:GW

SAMPLE: BP-VPB128-GW-058

Top Depth = 57ft, Bottom Depth = 58ft, Grab

ANALYTICAL PARAMETERS	UNITS	RESULT	FLAG	DATE TIME OF ANALYSIS	LRL	ANALYTICAL METHOD
Dichlorodifluoromethane	ug/L	< 1		010711	1	EPA8260
Chloromethane	ug/L	< 1		010711	1	EPA8260
Vinyl Chloride	ug/L	< 1		010711	1	EPA8260
Bromomethane	ug/L	< 1		010711	1	EPA8260
Chloroethane	ug/L	< 1		010711	1	EPA8260
Trichlorofluoromethane	ug/L	< 1		010711	1	EPA8260
1,1 Dichloroethene	ug/L	< 1		010711	1	EPA8260
Methylene Chloride	ug/L	< 1		010711	1	EPA8260
t-1,2-Dichloroethene	ug/L	< 1		010711	1	EPA8260
1,1 Dichloroethane	ug/L	< 1		010711	1	EPA8260
c-1,2-Dichloroethene	ug/L	< 1		010711	1	EPA8260
Chloroform	ug/L	0.3	J	010711	1	EPA8260
111 Trichloroethane	ug/L	< 1		010711	1	EPA8260
Carbon Tetrachloride	ug/L	< 1		010711	1	EPA8260
Benzene	ug/L	< 1		010711	1	EPA8260
1,2 Dichloroethane	ug/L	< 1		010711	1	EPA8260
Trichloroethene	ug/L	< 1		010711	1	EPA8260
1,2 Dichloropropane	ug/L	< 1		010711	1	EPA8260
Bromodichloromethane	ug/L	< 1		010711	1	EPA8260
c-1,3Dichloropropene	ug/L	< 1		010711	1	EPA8260
Toluene	ug/L	< 1		010711	1	EPA8260
t-1,3Dichloropropene	ug/L	< 1		010711	1	EPA8260
112 Trichloroethane	ug/L	< 1		010711	1	EPA8260
Tetrachloroethene	ug/L	< 1		010711	1	EPA8260
Chlorodibromomethane	ug/L	< 1		010711	1	EPA8260

cc:Ernie Wu

LRL=laboratory Reporting Limit

REMARKS:

DIRECTOR

EcoTest Laboratories Inc
377 Sheffield Ave
North Babylon, NY 11703
631 422-5777

LAB NO.110041.02

01/07/11

Tetra Tech NUS, Inc., Twin Oaks I
 5700 Lake Wright Drive, Suite 309
 Norfolk, VA 23502

ATTN: David Brayack

PO#:66 LAB

SOURCE OF SAMPLE: NWIRP Bethpage, NY

SOURCE OF SAMPLE: CTO No.066

COLLECTED BY: Client

DATE COL'D:01/03/11 RECEIVED:01/05/11

TIME COL'D:1500

MATRIX:GW

SAMPLE: BP-VPB128-GW-058

Top Depth = 57ft, Bottom Depth = 58ft, Grab

ANALYTICAL PARAMETERS	UNITS	RESULT	FLAG	DATE TIME OF ANALYSIS	LRL	ANALYTICAL METHOD
1,2 Dibromoethane	ug/L	< 1		010711	1	EPA8260
Chlorobenzene	ug/L	< 1		010711	1	EPA8260
Ethyl Benzene	ug/L	< 1		010711	1	EPA8260
Xylene	ug/L	< 3		010711	3	EPA8260
Styrene	ug/L	< 1		010711	1	EPA8260
Bromoform	ug/L	< 1		010711	1	EPA8260
Isopropylbenzene	ug/L	< 1		010711	1	EPA8260
1122Tetrachloroethane	ug/L	< 1		010711	1	EPA8260
1,3 Dichlorobenzene (v)	ug/L	< 1		010711	1	EPA8260
1,4 Dichlorobenzene (v)	ug/L	< 1		010711	1	EPA8260
1,2 Dichlorobenzene (v)	ug/L	< 1		010711	1	EPA8260
Dibromochloropropane	ug/L	< 1		010711	1	EPA8260
124-Trichlorobenzene (v)	ug/L	< 1		010711	1	EPA8260
ter. ButylMethylEther	ug/L	< 1		010711	1	EPA8260
Freon 113	ug/L	< 1		010711	1	EPA8260
Acetone	ug/L	13		010711	10	EPA8260
Methyl Ethyl Ketone	ug/L	2	J	010711	10	EPA8260
Methylisobutylketone	ug/L	< 10		010711	10	EPA8260
Carbon disulfide	ug/L	< 1		010711	1	EPA8260
Methyl Acetate	ug/L	< 1		010711	1	EPA8260
Cyclohexane	ug/L	< 1		010711	1	EPA8260
2-Hexanone	ug/L	< 10		010711	10	EPA8260
Methylcyclohexane	ug/L	< 1		010711	1	EPA8260

cc:Ernie Wu

LRL=laboratory Reporting Limit

REMARKS:

DIRECTOR 

EcoTest Laboratories Inc
377 Sheffield Ave
North Babylon, NY 11703
631 422-5777

LAB NO.110041.03

01/07/11

Tetra Tech NUS, Inc., Twin Oaks I
 5700 Lake Wright Drive, Suite 309
 Norfolk, VA 23502

ATTN: David Brayack

PO#:66 LAB

SOURCE OF SAMPLE: NWIRP Bethpage, NY

SOURCE OF SAMPLE: CTO No.066

COLLECTED BY: Client DATE COL'D:01/04/11 RECEIVED:01/05/11

TIME COL'D:1100

MATRIX:GW

SAMPLE: BP-VPB128-GW-103


Top Depth = 102ft, Bottom Depth = 103ft, Grab

ANALYTICAL PARAMETERS	UNITS	RESULT	DATE TIME	FLAG	OF ANALYSIS	LRL	ANALYTICAL METHOD
Dichlorodifluoromethane	ug/L	< 1	010711			1	EPA8260
Chloromethane	ug/L	< 1	010711			1	EPA8260
Vinyl Chloride	ug/L	< 1	010711			1	EPA8260
Bromomethane	ug/L	< 1	010711			1	EPA8260
Chloroethane	ug/L	< 1	010711			1	EPA8260
Trichlorofluoromethane	ug/L	< 1	010711			1	EPA8260
1,1 Dichloroethene	ug/L	< 1	010711			1	EPA8260
Methylene Chloride	ug/L	< 1	010711			1	EPA8260
t-1,2-Dichloroethene	ug/L	< 1	010711			1	EPA8260
1,1 Dichloroethane	ug/L	< 1	010711			1	EPA8260
c-1,2-Dichloroethene	ug/L	< 1	010711			1	EPA8260
Chloroform	ug/L	0.2	010711	J		1	EPA8260
111 Trichloroethane	ug/L	< 1	010711			1	EPA8260
Carbon Tetrachloride	ug/L	< 1	010711			1	EPA8260
Benzene	ug/L	< 1	010711			1	EPA8260
1,2 Dichloroethane	ug/L	< 1	010711			1	EPA8260
Trichloroethene	ug/L	< 1	010711			1	EPA8260
1,2 Dichloropropane	ug/L	< 1	010711			1	EPA8260
Bromodichloromethane	ug/L	< 1	010711			1	EPA8260
c-1,3Dichloropropene	ug/L	< 1	010711			1	EPA8260
Toluene	ug/L	< 1	010711			1	EPA8260
t-1,3Dichloropropene	ug/L	< 1	010711			1	EPA8260
112 Trichloroethane	ug/L	< 1	010711			1	EPA8260
Tetrachloroethene	ug/L	< 1	010711			1	EPA8260
Chlorodibromomethane	ug/L	< 1	010711			1	EPA8260

cc:Ernie Wu

LRL=laboratory Reporting Limit

REMARKS:

DIRECTOR 

EcoTest Laboratories Inc
377 Sheffield Ave
North Babylon, NY 11703
631 422-5777

LAB NO.110041.03

01/07/11

Tetra Tech NUS, Inc., Twin Oaks I
 5700 Lake Wright Drive, Suite 309
 Norfolk, VA 23502

ATTN: David Brayack

PO#:66 LAB

SOURCE OF SAMPLE: NWIRP Bethpage, NY

SOURCE OF SAMPLE: CTO No.066

COLLECTED BY: Client DATE COL'D:01/04/11 RECEIVED:01/05/11

TIME COL'D:1100

MATRIX:GW

SAMPLE: BP-VPB128-GW-103


Top Depth = 102ft, Bottom Depth = 103ft, Grab

ANALYTICAL PARAMETERS	UNITS	RESULT	DATE TIME	FLAG OF ANALYSIS	LRL	ANALYTICAL METHOD
1,2 Dibromoethane	ug/L	< 1	010711		1	EPA8260
Chlorobenzene	ug/L	< 1	010711		1	EPA8260
Ethyl Benzene	ug/L	< 1	010711		1	EPA8260
Xylene	ug/L	< 3	010711		3	EPA8260
Styrene	ug/L	< 1	010711		1	EPA8260
Bromoform	ug/L	< 1	010711		1	EPA8260
Isopropylbenzene	ug/L	< 1	010711		1	EPA8260
1,1,2,2-Tetrachloroethane	ug/L	< 1	010711		1	EPA8260
1,3 Dichlorobenzene (v)	ug/L	< 1	010711		1	EPA8260
1,4 Dichlorobenzene (v)	ug/L	< 1	010711		1	EPA8260
1,2 Dichlorobenzene (v)	ug/L	< 1	010711		1	EPA8260
Dibromochloropropane	ug/L	< 1	010711		1	EPA8260
1,2,4-Trichlorobenzene (v)	ug/L	< 1	010711		1	EPA8260
ter. ButylMethylEther	ug/L	< 1	010711		1	EPA8260
Freon 113	ug/L	< 1	010711		1	EPA8260
Acetone	ug/L	7	010711		10	EPA8260
Methyl Ethyl Ketone	ug/L	2	J 010711		10	EPA8260
Methylisobutylketone	ug/L	< 10	010711		10	EPA8260
Carbon disulfide	ug/L	< 1	010711		1	EPA8260
Methyl Acetate	ug/L	< 1	010711		1	EPA8260
Cyclohexane	ug/L	< 1	010711		1	EPA8260
2-Hexanone	ug/L	< 10	010711		10	EPA8260
Methylcyclohexane	ug/L	< 1	010711		1	EPA8260

cc:Ernie Wu

LRL=laboratory Reporting Limit

REMARKS:

DIRECTOR 

EcoTest Laboratories Inc
377 Sheffield Ave
North Babylon, NY 11703
631 422-5777

LAB NO.110041.04

01/07/11

Tetra Tech NUS, Inc., Twin Oaks I
 5700 Lake Wright Drive, Suite 309
 Norfolk, VA 23502

ATTN: David Brayack

PO#:66 LAB

SOURCE OF SAMPLE: NWIRP Bethpage, NY

SOURCE OF SAMPLE: CTO No.066

COLLECTED BY: Client

DATE COL'D:01/05/11 RECEIVED:01/05/11

TIME COL'D:1030

MATRIX:GW

SAMPLE: BP-VPB128-GW-148

Top Depth = 147ft, Bottom Depth = 148ft, Grab

ANALYTICAL PARAMETERS	UNITS	RESULT	FLAG	DATE TIME	LRL	ANALYTICAL METHOD
Dichlorodifluoromethane	ug/L	< 1		010711	1	EPA8260
Chloromethane	ug/L	< 1		010711	1	EPA8260
Vinyl Chloride	ug/L	< 1		010711	1	EPA8260
Bromomethane	ug/L	< 1		010711	1	EPA8260
Chloroethane	ug/L	< 1		010711	1	EPA8260
Trichlorofluoromethane	ug/L	< 1		010711	1	EPA8260
1,1 Dichloroethene	ug/L	< 1		010711	1	EPA8260
Methylene Chloride	ug/L	< 1		010711	1	EPA8260
t-1,2-Dichloroethene	ug/L	< 1		010711	1	EPA8260
1,1 Dichloroethane	ug/L	< 1		010711	1	EPA8260
c-1,2-Dichloroethene	ug/L	< 1		010711	1	EPA8260
Chloroform	ug/L	< 1		010711	1	EPA8260
111 Trichloroethane	ug/L	< 1		010711	1	EPA8260
Carbon Tetrachloride	ug/L	< 1		010711	1	EPA8260
Benzene	ug/L	< 1		010711	1	EPA8260
1,2 Dichloroethane	ug/L	< 1		010711	1	EPA8260
Trichloroethene	ug/L	0.3	J	010711	1	EPA8260
1,2 Dichloropropane	ug/L	< 1		010711	1	EPA8260
Bromodichloromethane	ug/L	< 1		010711	1	EPA8260
c-1,3Dichloropropene	ug/L	< 1		010711	1	EPA8260
Toluene	ug/L	< 1		010711	1	EPA8260
t-1,3Dichloropropene	ug/L	< 1		010711	1	EPA8260
112 Trichloroethane	ug/L	< 1		010711	1	EPA8260
Tetrachloroethene	ug/L	< 1		010711	1	EPA8260
Chlorodibromomethane	ug/L	0.3	J	010711	1	EPA8260

cc:Ernie Wu

LRL=laboratory Reporting Limit

REMARKS:

DIRECTOR 

EcoTest Laboratories Inc
 377 Sheffield Ave
 North Babylon, NY 11703
 631 422-5777

LAB NO.110041.04

01/07/11

Tetra Tech NUS, Inc., Twin Oaks I
 5700 Lake Wright Drive, Suite 309
 Norfolk, VA 23502

ATTN: David Brayack

PO#:66 LAB

SOURCE OF SAMPLE: NWIRP Bethpage, NY

SOURCE OF SAMPLE: CTO No.066

COLLECTED BY: Client

DATE COL'D:01/05/11 RECEIVED:01/05/11

TIME COL'D:1030

MATRIX:GW

SAMPLE: BP-VPB128-GW-148

Top Depth = 147ft, Bottom Depth = 148ft, Grab

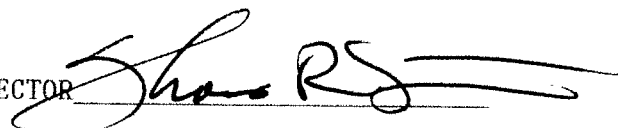
ANALYTICAL PARAMETERS	UNITS	RESULT	FLAG	DATE TIME	LRL	ANALYTICAL METHOD
1,2 Dibromoethane	ug/L	< 1		010711	1	EPA8260
Chlorobenzene	ug/L	< 1		010711	1	EPA8260
Ethyl Benzene	ug/L	< 1		010711	1	EPA8260
Xylene	ug/L	< 3		010711	3	EPA8260
Styrene	ug/L	< 1		010711	1	EPA8260
Bromoform	ug/L	< 1		010711	1	EPA8260
Isopropylbenzene	ug/L	< 1		010711	1	EPA8260
1122Tetrachloroethane	ug/L	< 1		010711	1	EPA8260
1,3 Dichlorobenzene (v)	ug/L	< 1		010711	1	EPA8260
1,4 Dichlorobenzene (v)	ug/L	< 1		010711	1	EPA8260
1,2 Dichlorobenzene (v)	ug/L	< 1		010711	1	EPA8260
Dibromochloropropane	ug/L	< 1		010711	1	EPA8260
124-Trichlorobenzene (v)	ug/L	< 1		010711	1	EPA8260
ter. ButylMethylEther	ug/L	< 1		010711	1	EPA8260
Freon 113	ug/L	< 1		010711	1	EPA8260
Acetone	ug/L	21		010711	10	EPA8260
Methyl Ethyl Ketone	ug/L	3	J	010711	10	EPA8260
Methylisobutylketone	ug/L	< 10		010711	10	EPA8260
Carbon disulfide	ug/L	< 1		010711	1	EPA8260
Methyl Acetate	ug/L	< 1		010711	1	EPA8260
Cyclohexane	ug/L	< 1		010711	1	EPA8260
2-Hexanone	ug/L	< 10		010711	10	EPA8260
Methylcyclohexane	ug/L	< 1		010711	1	EPA8260

cc:Ernie Wu

LRL=laboratory Reporting Limit

REMARKS:

DIRECTOR



EcoTest Laboratories Inc
377 Sheffield Ave
North Babylon, NY 11703
631 422-5777

LAB NO.110098.02

01/11/11

Tetra Tech NUS, Inc., Twin Oaks I
 5700 Lake Wright Drive, Suite 309
 Norfolk, VA 23502

ATTN: David Brayack

PO#:66 LAB

SOURCE OF SAMPLE: NWIRP Bethpage, NY

SOURCE OF SAMPLE: CTO No.066

COLLECTED BY: Client

DATE COL'D:01/05/11 RECEIVED:01/07/11

TIME COL'D:1245

MATRIX:GW

SAMPLE: BP-VPB128-GW-188

Top Depth = 187ft., Bottom Depth = 188ft., Grab


ANALYTICAL PARAMETERS	UNITS	RESULT	FLAG	DATE TIME	LRL	ANALYTICAL METHOD
Dichlorodifluoromethane	ug/L	< 1		010711	1	EPA8260
Chloromethane	ug/L	< 1		010711	1	EPA8260
Vinyl Chloride	ug/L	< 1		010711	1	EPA8260
Bromomethane	ug/L	< 1		010711	1	EPA8260
Chloroethane	ug/L	< 1		010711	1	EPA8260
Trichlorofluoromethane	ug/L	< 1		010711	1	EPA8260
1,1 Dichloroethene	ug/L	0.2	J	010711	1	EPA8260
Methylene Chloride	ug/L	< 1		010711	1	EPA8260
t-1,2-Dichloroethene	ug/L	< 1		010711	1	EPA8260
1,1 Dichloroethane	ug/L	0.8		010711	1	EPA8260
c-1,2-Dichloroethene	ug/L	0.5	J	010711	1	EPA8260
Chloroform	ug/L	< 1		010711	1	EPA8260
111 Trichloroethane	ug/L	< 1		010711	1	EPA8260
Carbon Tetrachloride	ug/L	< 1		010711	1	EPA8260
Benzene	ug/L	< 1		010711	1	EPA8260
1,2 Dichloroethane	ug/L	< 1		010711	1	EPA8260
Trichloroethene	ug/L	0.7		010711	1	EPA8260
1,2 Dichloropropane	ug/L	< 1		010711	1	EPA8260
Bromodichloromethane	ug/L	< 1		010711	1	EPA8260
c-1,3Dichloropropene	ug/L	< 1		010711	1	EPA8260
Toluene	ug/L	< 1		010711	1	EPA8260
t-1,3Dichloropropene	ug/L	< 1		010711	1	EPA8260
112 Trichloroethane	ug/L	< 1		010711	1	EPA8260
Tetrachloroethene	ug/L	< 1		010711	1	EPA8260
Chlorodibromomethane	ug/L	< 1		010711	1	EPA8260

cc:Ernie Wu

LRL=laboratory Reporting Limit

REMARKS:

DIRECTOR



EcoTest Laboratories Inc
377 Sheffield Ave
North Babylon, NY 11703
631 422-5777

LAB NO.110098.02

01/11/11

Tetra Tech NUS, Inc., Twin Oaks I
 5700 Lake Wright Drive, Suite 309
 Norfolk, VA 23502

ATTN: David Brayack

PO#:66 LAB

SOURCE OF SAMPLE: NWIRP Bethpage, NY

SOURCE OF SAMPLE: CTO No.066

COLLECTED BY: Client

DATE COL'D:01/05/11 RECEIVED:01/07/11

TIME COL'D:1245

MATRIX:GW

SAMPLE: BP-VPB128-GW-188

Top Depth = 187ft, Bottom Depth = 188ft, Grab

ANALYTICAL PARAMETERS	UNITS	RESULT	DATE TIME	FLAG	OF ANALYSIS	LRL	ANALYTICAL METHOD
1,2 Dibromoethane	ug/L	< 1	010711			1	EPA8260
Chlorobenzene	ug/L	< 1	010711			1	EPA8260
Ethyl Benzene	ug/L	< 1	010711			1	EPA8260
Xylene	ug/L	< 3	010711			3	EPA8260
Styrene	ug/L	< 1	010711			1	EPA8260
Bromoform	ug/L	< 1	010711			1	EPA8260
Isopropylbenzene	ug/L	< 1	010711			1	EPA8260
1122Tetrachloroethane	ug/L	< 1	010711			1	EPA8260
1,3 Dichlorobenzene (v)	ug/L	< 1	010711			1	EPA8260
1,4 Dichlorobenzene (v)	ug/L	< 1	010711			1	EPA8260
1,2 Dichlorobenzene (v)	ug/L	< 1	010711			1	EPA8260
Dibromochloropropane	ug/L	< 1	010711			1	EPA8260
124-Trichlorobenzene (v)	ug/L	< 1	010711			1	EPA8260
ter. ButylMethylEther	ug/L	2	010711			1	EPA8260
Freon 113	ug/L	< 1	010711			1	EPA8260
Acetone	ug/L	9	010711			10	EPA8260
Methyl Ethyl Ketone	ug/L	2	010711	J		10	EPA8260
Methylisobutylketone	ug/L	< 10	010711			10	EPA8260
Carbon disulfide	ug/L	< 1	010711			1	EPA8260
Methyl Acetate	ug/L	< 1	010711			1	EPA8260
Cyclohexane	ug/L	< 1	010711			1	EPA8260
2-Hexanone	ug/L	< 10	010711			10	EPA8260
Methylcyclohexane	ug/L	< 1	010711			1	EPA8260

cc:Ernie Wu

LRL=laboratory Reporting Limit

REMARKS:

DIRECTOR



EcoTest Laboratories Inc
377 Sheffield Ave
North Babylon, NY 11703
631 422-5777

LAB NO.110098.03

01/11/11

Tetra Tech NUS, Inc., Twin Oaks I
 5700 Lake Wright Drive, Suite 309
 Norfolk, VA 23502

ATTN: David Brayack

PO#:66 LAB

SOURCE OF SAMPLE: NWIRP Bethpage, NY

SOURCE OF SAMPLE: CTO No.066

COLLECTED BY: Client

DATE COL'D:01/05/11 RECEIVED:01/07/11

TIME COL'D:1435

MATRIX:GW

SAMPLE: BP-VPB128-GW-208

Top Depth = 207ft, Bottom Depth = 208ft, Grab

ANALYTICAL PARAMETERS	UNITS	RESULT	DATE TIME	FLAG	OF ANALYSIS	LRL	ANALYTICAL METHOD
Dichlorodifluoromethane	ug/L	< 1	010711			1	EPA8260
Chloromethane	ug/L	< 1	010711			1	EPA8260
Vinyl Chloride	ug/L	< 1	010711			1	EPA8260
Bromomethane	ug/L	< 1	010711			1	EPA8260
Chloroethane	ug/L	< 1	010711			1	EPA8260
Trichlorofluoromethane	ug/L	< 1	010711			1	EPA8260
1,1 Dichloroethene	ug/L	< 1	010711			1	EPA8260
Methylene Chloride	ug/L	< 1	010711			1	EPA8260
t-1,2-Dichloroethene	ug/L	< 1	010711			1	EPA8260
1,1 Dichloroethane	ug/L	0.9	010711			1	EPA8260
c-1,2-Dichloroethene	ug/L	< 1	010711			1	EPA8260
Chloroform	ug/L	< 1	010711			1	EPA8260
111 Trichloroethane	ug/L	0.2	010711	J		1	EPA8260
Carbon Tetrachloride	ug/L	< 1	010711			1	EPA8260
Benzene	ug/L	< 1	010711			1	EPA8260
1,2 Dichloroethane	ug/L	< 1	010711			1	EPA8260
Trichloroethene	ug/L	0.4	010711	J		1	EPA8260
1,2 Dichloropropane	ug/L	< 1	010711			1	EPA8260
Bromodichloromethane	ug/L	< 1	010711			1	EPA8260
c-1,3Dichloropropene	ug/L	< 1	010711			1	EPA8260
Toluene	ug/L	< 1	010711			1	EPA8260
t-1,3Dichloropropene	ug/L	< 1	010711			1	EPA8260
112 Trichloroethane	ug/L	< 1	010711			1	EPA8260
Tetrachloroethene	ug/L	0.3	010711	J		1	EPA8260
Chlorodibromomethane	ug/L	< 1	010711			1	EPA8260

cc:Ernie Wu

LRL=laboratory Reporting Limit

REMARKS:

DIRECTOR



EcoTest Laboratories Inc
377 Sheffield Ave
North Babylon, NY 11703
631 422-5777

LAB NO.110098.03

01/11/11

Tetra Tech NUS, Inc., Twin Oaks I
 5700 Lake Wright Drive, Suite 309
 Norfolk, VA 23502

ATTN: David Brayack

PO#:66 LAB

SOURCE OF SAMPLE: NWIRP Bethpage, NY

SOURCE OF SAMPLE: CTO No.066

COLLECTED BY: Client

DATE COL'D:01/05/11 RECEIVED:01/07/11

TIME COL'D:1435

MATRIX:GW

SAMPLE: BP-VPB128-GW-208

Top Depth = 207ft, Bottom Depth = 208ft, Grab

ANALYTICAL PARAMETERS	UNITS	RESULT	FLAG	DATE TIME OF ANALYSIS	LRL	ANALYTICAL METHOD
1,2 Dibromoethane	ug/L	< 1		010711	1	EPA8260
Chlorobenzene	ug/L	0.8		010711	1	EPA8260
Ethyl Benzene	ug/L	< 1		010711	1	EPA8260
Xylene	ug/L	< 3		010711	3	EPA8260
Styrene	ug/L	< 1		010711	1	EPA8260
Bromoform	ug/L	< 1		010711	1	EPA8260
Isopropylbenzene	ug/L	< 1		010711	1	EPA8260
1122Tetrachloroethane	ug/L	< 1		010711	1	EPA8260
1,3 Dichlorobenzene (v)	ug/L	< 1		010711	1	EPA8260
1,4 Dichlorobenzene (v)	ug/L	< 1		010711	1	EPA8260
1,2 Dichlorobenzene (v)	ug/L	< 1		010711	1	EPA8260
Dibromochloropropane	ug/L	< 1		010711	1	EPA8260
124-Trichlorobenzene (v)	ug/L	< 1		010711	1	EPA8260
ter. ButylMethylEther	ug/L	1		010711	1	EPA8260
Freon 113	ug/L	< 1		010711	1	EPA8260
Acetone	ug/L	3	J	010711	10	EPA8260
Methyl Ethyl Ketone	ug/L	2	J	010711	10	EPA8260
Methylisobutylketone	ug/L	< 10		010711	10	EPA8260
Carbon disulfide	ug/L	< 1		010711	1	EPA8260
Methyl Acetate	ug/L	< 1		010711	1	EPA8260
Cyclohexane	ug/L	< 1		010711	1	EPA8260
2-Hexanone	ug/L	< 10		010711	10	EPA8260
Methylcyclohexane	ug/L	< 1		010711	1	EPA8260

cc:Ernie Wu

LRL=laboratory Reporting Limit

REMARKS:

DIRECTOR



EcoTest Laboratories Inc
377 Sheffield Ave
North Babylon, NY 11703
631 422-5777

LAB NO.110098.04

01/11/11

Tetra Tech NUS, Inc., Twin Oaks I
 5700 Lake Wright Drive, Suite 309
 Norfolk, VA 23502

ATTN: David Brayack

PO#:66 LAB

SOURCE OF SAMPLE: NWIRP Bethpage, NY

SOURCE OF SAMPLE: CTO No.066

COLLECTED BY: Client DATE COL'D:01/06/11 RECEIVED:01/07/11
 TIME COL'D:1100

MATRIX:GW SAMPLE: BP-VPB128-GW-228

Top Depth = 227ft, Bottom Depth = 228ft, Grab


ANALYTICAL PARAMETERS	UNITS	RESULT	FLAG	DATE TIME OF ANALYSIS	LRL	ANALYTICAL METHOD
Dichlorodifluoromethane	ug/L	< 1		010711	1	EPA8260
Chloromethane	ug/L	< 1		010711	1	EPA8260
Vinyl Chloride	ug/L	< 1		010711	1	EPA8260
Bromomethane	ug/L	< 1		010711	1	EPA8260
Chloroethane	ug/L	< 1		010711	1	EPA8260
Trichlorofluoromethane	ug/L	< 1		010711	1	EPA8260
1,1 Dichloroethene	ug/L	0.2	J	010711	1	EPA8260
Methylene Chloride	ug/L	< 1		010711	1	EPA8260
t-1,2-Dichloroethene	ug/L	< 1		010711	1	EPA8260
1,1 Dichloroethane	ug/L	0.9		010711	1	EPA8260
c-1,2-Dichloroethene	ug/L	0.2	J	010711	1	EPA8260
Chloroform	ug/L	< 1		010711	1	EPA8260
111 Trichloroethane	ug/L	< 1		010711	1	EPA8260
Carbon Tetrachloride	ug/L	< 1		010711	1	EPA8260
Benzene	ug/L	< 1		010711	1	EPA8260
1,2 Dichloroethane	ug/L	< 1		010711	1	EPA8260
Trichloroethene	ug/L	0.4	J	010711	1	EPA8260
1,2 Dichloropropane	ug/L	< 1		010711	1	EPA8260
Bromodichloromethane	ug/L	< 1		010711	1	EPA8260
c-1,3Dichloropropene	ug/L	< 1		010711	1	EPA8260
Toluene	ug/L	< 1		010711	1	EPA8260
t-1,3Dichloropropene	ug/L	< 1		010711	1	EPA8260
112 Trichloroethane	ug/L	< 1		010711	1	EPA8260
Tetrachloroethene	ug/L	0.2	J	010711	1	EPA8260
Chlorodibromomethane	ug/L	< 1		010711	1	EPA8260

cc:Ernie Wu

LRL=laboratory Reporting Limit

REMARKS:

DIRECTOR _____



EcoTest Laboratories Inc
377 Sheffield Ave
North Babylon, NY 11703
631 422-5777

LAB NO.110098.04

01/11/11

Tetra Tech NUS, Inc., Twin Oaks I
 5700 Lake Wright Drive, Suite 309
 Norfolk, VA 23502

ATTN: David Brayack

PO#:66 LAB

SOURCE OF SAMPLE: NWIRP Bethpage, NY

SOURCE OF SAMPLE: CTO No.066

COLLECTED BY: Client

DATE COL'D:01/06/11 RECEIVED:01/07/11

TIME COL'D:1100

MATRIX:GW

SAMPLE: BP-VPB128-GW-228

Top Depth = 227ft, Bottom Depth = 228ft, Grab


ANALYTICAL PARAMETERS	UNITS	RESULT	FLAG	DATE TIME	LRL	ANALYTICAL METHOD
1,2 Dibromoethane	ug/L	< 1		010711	1	EPA8260
Chlorobenzene	ug/L	< 1		010711	1	EPA8260
Ethyl Benzene	ug/L	< 1		010711	1	EPA8260
Xylene	ug/L	< 3		010711	3	EPA8260
Styrene	ug/L	< 1		010711	1	EPA8260
Bromoform	ug/L	< 1		010711	1	EPA8260
Isopropylbenzene	ug/L	< 1		010711	1	EPA8260
1122Tetrachloroethane	ug/L	< 1		010711	1	EPA8260
1,3 Dichlorobenzene (v)	ug/L	< 1		010711	1	EPA8260
1,4 Dichlorobenzene (v)	ug/L	< 1		010711	1	EPA8260
1,2 Dichlorobenzene (v)	ug/L	0.1	J	010711	1	EPA8260
Dibromochloropropane	ug/L	< 1		010711	1	EPA8260
124-Trichlorobenzene (v)	ug/L	< 1		010711	1	EPA8260
ter. ButylMethylEther	ug/L	2		010711	1	EPA8260
Freon 113	ug/L	< 1		010711	1	EPA8260
Acetone	ug/L	2	J	010711	10	EPA8260
Methyl Ethyl Ketone	ug/L	2	J	010711	10	EPA8260
Methylisobutylketone	ug/L	< 10		010711	10	EPA8260
Carbon disulfide	ug/L	< 1		010711	1	EPA8260
Methyl Acetate	ug/L	< 1		010711	1	EPA8260
Cyclohexane	ug/L	< 1		010711	1	EPA8260
2-Hexanone	ug/L	< 10		010711	10	EPA8260
Methylcyclohexane	ug/L	< 1		010711	1	EPA8260

cc:Ernie Wu

LRL=laboratory Reporting Limit

REMARKS:

DIRECTOR



EcoTest Laboratories Inc
377 Sheffield Ave
North Babylon, NY 11703
631 422-5777

LAB NO. 110098.05

01/11/11

Tetra Tech NUS, Inc., Twin Oaks I
 5700 Lake Wright Drive, Suite 309
 Norfolk, VA 23502

ATTN: David Brayack

PO#: 66 LAB

SOURCE OF SAMPLE: NWIRP Bethpage, NY

SOURCE OF SAMPLE: CTO No.066

COLLECTED BY: Client

DATE COL'D: 01/06/11 RECEIVED: 01/07/11

TIME COL'D: 1250

MATRIX: GW

SAMPLE: BP-VPB128-GW-248

Top Depth = 247ft, Bottom Depth = 248ft, Grab


ANALYTICAL PARAMETERS	UNITS	RESULT	FLAG	DATE TIME	LRL	ANALYTICAL METHOD
Dichlorodifluoromethane	ug/L	< 1		010711	1	EPA8260
Chloromethane	ug/L	< 1		010711	1	EPA8260
Vinyl Chloride	ug/L	< 1		010711	1	EPA8260
Bromomethane	ug/L	< 1		010711	1	EPA8260
Chloroethane	ug/L	< 1		010711	1	EPA8260
Trichlorofluoromethane	ug/L	< 1		010711	1	EPA8260
1,1 Dichloroethene	ug/L	0.2	J	010711	1	EPA8260
Methylene Chloride	ug/L	< 1		010711	1	EPA8260
t-1,2-Dichloroethene	ug/L	< 1		010711	1	EPA8260
1,1 Dichloroethane	ug/L	0.8		010711	1	EPA8260
c-1,2-Dichloroethene	ug/L	< 1		010711	1	EPA8260
Chloroform	ug/L	< 1		010711	1	EPA8260
111 Trichloroethane	ug/L	0.2	J	010711	1	EPA8260
Carbon Tetrachloride	ug/L	< 1		010711	1	EPA8260
Benzene	ug/L	< 1		010711	1	EPA8260
1,2 Dichloroethane	ug/L	< 1		010711	1	EPA8260
Trichloroethene	ug/L	0.3	J	010711	1	EPA8260
1,2 Dichloropropane	ug/L	< 1		010711	1	EPA8260
Bromodichloromethane	ug/L	< 1		010711	1	EPA8260
c-1,3Dichloropropene	ug/L	< 1		010711	1	EPA8260
Toluene	ug/L	< 1		010711	1	EPA8260
t-1,3Dichloropropene	ug/L	< 1		010711	1	EPA8260
112 Trichloroethane	ug/L	< 1		010711	1	EPA8260
Tetrachloroethene	ug/L	0.3	J	010711	1	EPA8260
Chlorodibromomethane	ug/L	< 1		010711	1	EPA8260

cc: Ernie Wu

LRL=laboratory Reporting Limit

REMARKS:

DIRECTOR _____



EcoTest Laboratories Inc
377 Sheffield Ave
North Babylon, NY 11703
631 422-5777

LAB NO.110098.05

01/11/11

Tetra Tech NUS, Inc., Twin Oaks I
 5700 Lake Wright Drive, Suite 309
 Norfolk, VA 23502

ATTN: David Brayack

PO#:66 LAB

SOURCE OF SAMPLE: NWIRP Bethpage, NY

SOURCE OF SAMPLE: CTO No.066

COLLECTED BY: Client

DATE COL'D:01/06/11 RECEIVED:01/07/11

TIME COL'D:1250

MATRIX:GW

SAMPLE: BP-VPB128-GW-248

Top Depth = 247ft., Bottom Depth = 248ft., Grab


ANALYTICAL PARAMETERS	UNITS	RESULT	FLAG	DATE TIME	LRL	ANALYTICAL METHOD
1,2 Dibromoethane	ug/L	< 1		010711	1	EPA8260
Chlorobenzene	ug/L	0.3	J	010711	1	EPA8260
Ethyl Benzene	ug/L	< 1		010711	1	EPA8260
Xylene	ug/L	< 3		010711	3	EPA8260
Styrene	ug/L	< 1		010711	1	EPA8260
Bromoform	ug/L	< 1		010711	1	EPA8260
Isopropylbenzene	ug/L	< 1		010711	1	EPA8260
1122Tetrachloroethane	ug/L	< 1		010711	1	EPA8260
1,3 Dichlorobenzene (v)	ug/L	< 1		010711	1	EPA8260
1,4 Dichlorobenzene (v)	ug/L	< 1		010711	1	EPA8260
1,2 Dichlorobenzene (v)	ug/L	0.2	J	010711	1	EPA8260
Dibromochloropropane	ug/L	< 1		010711	1	EPA8260
124-Trichlorobenzene (v)	ug/L	< 1		010711	1	EPA8260
ter. ButylMethylEther	ug/L	0.9		010711	1	EPA8260
Freon 113	ug/L	< 1		010711	1	EPA8260
Acetone	ug/L	2	J	010711	10	EPA8260
Methyl Ethyl Ketone	ug/L	1.5	J	010711	10	EPA8260
Methylisobutylketone	ug/L	< 10		010711	10	EPA8260
Carbon disulfide	ug/L	< 1		010711	1	EPA8260
Methyl Acetate	ug/L	< 1		010711	1	EPA8260
Cyclohexane	ug/L	< 1		010711	1	EPA8260
2-Hexanone	ug/L	< 10		010711	10	EPA8260
Methylcyclohexane	ug/L	< 1		010711	1	EPA8260

cc:Ernie Wu

LRL=laboratory Reporting Limit

REMARKS:

DIRECTOR _____



EcoTest Laboratories Inc
377 Sheffield Ave
North Babylon, NY 11703
631 422-5777

LAB NO.110098.06

01/11/11

Tetra Tech NUS, Inc., Twin Oaks I
 5700 Lake Wright Drive, Suite 309
 Norfolk, VA 23502

ATTN: David Brayack

PO#:66 LAB

SOURCE OF SAMPLE: NWIRP Bethpage, NY

SOURCE OF SAMPLE: CTO No.066

COLLECTED BY: Client DATE COL'D:01/06/11 RECEIVED:01/07/11
 TIME COL'D:1435

MATRIX:GW SAMPLE: BP-VPB128-GW-268
 Top Depth = 267ft, Bottom Depth = 268ft, Grab

ANALYTICAL PARAMETERS	UNITS	RESULT	FLAG	DATE TIME	LRL	ANALYTICAL METHOD
Dichlorodifluoromethane	ug/L	< 1		010711	1	EPA8260
Chloromethane	ug/L	< 1		010711	1	EPA8260
Vinyl Chloride	ug/L	< 1		010711	1	EPA8260
Bromomethane	ug/L	< 1		010711	1	EPA8260
Chloroethane	ug/L	< 1		010711	1	EPA8260
Trichlorofluoromethane	ug/L	< 1		010711	1	EPA8260
1,1 Dichloroethene	ug/L	< 1		010711	1	EPA8260
Methylene Chloride	ug/L	< 1		010711	1	EPA8260
t-1,2-Dichloroethene	ug/L	< 1		010711	1	EPA8260
1,1 Dichloroethane	ug/L	0.5	J	010711	1	EPA8260
c-1,2-Dichloroethene	ug/L	< 1		010711	1	EPA8260
Chloroform	ug/L	< 1		010711	1	EPA8260
111 Trichloroethane	ug/L	< 1		010711	1	EPA8260
Carbon Tetrachloride	ug/L	< 1		010711	1	EPA8260
Benzene	ug/L	< 1		010711	1	EPA8260
1,2 Dichloroethane	ug/L	< 1		010711	1	EPA8260
Trichloroethene	ug/L	< 1		010711	1	EPA8260
1,2 Dichloropropane	ug/L	< 1		010711	1	EPA8260
Bromodichloromethane	ug/L	< 1		010711	1	EPA8260
c-1,3Dichloropropene	ug/L	< 1		010711	1	EPA8260
Toluene	ug/L	< 1		010711	1	EPA8260
t-1,3Dichloropropene	ug/L	< 1		010711	1	EPA8260
112 Trichloroethane	ug/L	< 1		010711	1	EPA8260
Tetrachloroethene	ug/L	< 1		010711	1	EPA8260
Chlorodibromomethane	ug/L	< 1		010711	1	EPA8260

cc:Ernie Wu

LRL=laboratory Reporting Limit

REMARKS:

DIRECTOR



EcoTest Laboratories Inc
377 Sheffield Ave
North Babylon, NY 11703
631 422-5777

LAB NO.110098.06

01/11/11

Tetra Tech NUS, Inc., Twin Oaks I
5700 Lake Wright Drive, Suite 309
Norfolk, VA 23502

ATTN: David Brayack

PO#:66 LAB

SOURCE OF SAMPLE: NWIRP Bethpage, NY

SOURCE OF SAMPLE: CTO No.066

COLLECTED BY: Client

DATE COL'D:01/06/11 RECEIVED:01/07/11

TIME COL'D:1435

MATRIX:GW

SAMPLE: BP-VPB128-GW-268

Top Depth = 267ft., Bottom Depth = 268ft., Grab

ANALYTICAL PARAMETERS	UNITS	RESULT	FLAG	DATE TIME	LRL	ANALYTICAL METHOD
1,2 Dibromoethane	ug/L	< 1		010711	1	EPA8260
Chlorobenzene	ug/L	< 1		010711	1	EPA8260
Ethyl Benzene	ug/L	< 1		010711	1	EPA8260
Xylene	ug/L	< 3		010711	3	EPA8260
Styrene	ug/L	< 1		010711	1	EPA8260
Bromoform	ug/L	< 1		010711	1	EPA8260
Isopropylbenzene	ug/L	< 1		010711	1	EPA8260
1,1,2,2-Tetrachloroethane	ug/L	< 1		010711	1	EPA8260
1,3 Dichlorobenzene (v)	ug/L	< 1		010711	1	EPA8260
1,4 Dichlorobenzene (v)	ug/L	< 1		010711	1	EPA8260
1,2 Dichlorobenzene (v)	ug/L	< 1		010711	1	EPA8260
Dibromochloropropane	ug/L	< 1		010711	1	EPA8260
1,2,4-Trichlorobenzene (v)	ug/L	< 1		010711	1	EPA8260
ter. ButylMethylEther	ug/L	0.5	J	010711	1	EPA8260
Freon 113	ug/L	< 1		010711	1	EPA8260
Acetone	ug/L	5		010711	10	EPA8260
Methyl Ethyl Ketone	ug/L	2	J	010711	10	EPA8260
Methylisobutylketone	ug/L	< 10		010711	10	EPA8260
Carbon disulfide	ug/L	< 1		010711	1	EPA8260
Methyl Acetate	ug/L	< 1		010711	1	EPA8260
Cyclohexane	ug/L	< 1		010711	1	EPA8260
2-Hexanone	ug/L	< 10		010711	10	EPA8260
Methylcyclohexane	ug/L	< 1		010711	1	EPA8260

cc:Ernie Wu

LRL=laboratory Reporting Limit

REMARKS:

DIRECTOR

EcoTest Laboratories Inc
377 Sheffield Ave
North Babylon, NY 11703
631 422-5777

LAB NO.110098.07

01/11/11

Tetra Tech NUS, Inc., Twin Oaks I
 5700 Lake Wright Drive, Suite 309
 Norfolk, VA 23502

ATTN: David Brayack

PO#:66 LAB

SOURCE OF SAMPLE: NWIRP Bethpage, NY

SOURCE OF SAMPLE: CTO No.066

COLLECTED BY: Client

DATE COL'D:01/07/11 RECEIVED:01/07/11

TIME COL'D:1000

MATRIX:GW

SAMPLE: BP-VPB128-GW-288

Top Depth = 287ft, Bottom Depth = 288ft, Grab


ANALYTICAL PARAMETERS	UNITS	RESULT	DATE TIME	FLAG	OF ANALYSIS	LRL	ANALYTICAL METHOD
Dichlorodifluoromethane	ug/L	< 1	010711			1	EPA8260
Chloromethane	ug/L	< 1	010711			1	EPA8260
Vinyl Chloride	ug/L	< 1	010711			1	EPA8260
Bromomethane	ug/L	< 1	010711			1	EPA8260
Chloroethane	ug/L	< 1	010711			1	EPA8260
Trichlorofluoromethane	ug/L	< 1	010711			1	EPA8260
1,1 Dichloroethene	ug/L	< 1	010711			1	EPA8260
Methylene Chloride	ug/L	< 1	010711			1	EPA8260
t-1,2-Dichloroethene	ug/L	< 1	010711			1	EPA8260
1,1 Dichloroethane	ug/L	< 1	010711			1	EPA8260
c-1,2-Dichloroethene	ug/L	< 1	010711			1	EPA8260
Chloroform	ug/L	< 1	010711			1	EPA8260
111 Trichloroethane	ug/L	< 1	010711			1	EPA8260
Carbon Tetrachloride	ug/L	< 1	010711			1	EPA8260
Benzene	ug/L	< 1	010711			1	EPA8260
1,2 Dichloroethane	ug/L	< 1	010711			1	EPA8260
Trichloroethene	ug/L	< 1	010711			1	EPA8260
1,2 Dichloropropane	ug/L	< 1	010711			1	EPA8260
Bromodichloromethane	ug/L	< 1	010711			1	EPA8260
c-1,3Dichloropropene	ug/L	< 1	010711			1	EPA8260
Toluene	ug/L	< 1	010711			1	EPA8260
t-1,3Dichloropropene	ug/L	< 1	010711			1	EPA8260
112 Trichloroethane	ug/L	< 1	010711			1	EPA8260
Tetrachloroethene	ug/L	< 1	010711			1	EPA8260
Chlorodibromomethane	ug/L	< 1	010711			1	EPA8260

cc:Ernie Wu

LRL=laboratory Reporting Limit

REMARKS:

DIRECTOR



EcoTest Laboratories Inc
377 Sheffield Ave
North Babylon, NY 11703
631 422-5777

LAB NO.110098.07

01/11/11

Tetra Tech NUS, Inc., Twin Oaks I
 5700 Lake Wright Drive, Suite 309
 Norfolk, VA 23502

ATTN: David Brayack

PO#:66 LAB

SOURCE OF SAMPLE: NWIRP Bethpage, NY

SOURCE OF SAMPLE: CTO No.066

COLLECTED BY: Client DATE COL'D:01/07/11 RECEIVED:01/07/11
 TIME COL'D:1000

MATRIX:GW SAMPLE: BP-VPB128-GW-288
 Top Depth = 287ft, Bottom Depth = 288ft, Grab


ANALYTICAL PARAMETERS	UNITS	RESULT	DATE TIME	FLAG OF ANALYSIS	LRL	ANALYTICAL METHOD
1,2 Dibromoethane	ug/L	< 1	010711		1	EPA8260
Chlorobenzene	ug/L	< 1	010711		1	EPA8260
Ethyl Benzene	ug/L	< 1	010711		1	EPA8260
Xylene	ug/L	< 3	010711		3	EPA8260
Styrene	ug/L	< 1	010711		1	EPA8260
Bromoform	ug/L	< 1	010711		1	EPA8260
Isopropylbenzene	ug/L	< 1	010711		1	EPA8260
1,1,2,2-Tetrachloroethane	ug/L	< 1	010711		1	EPA8260
1,3 Dichlorobenzene (v)	ug/L	< 1	010711		1	EPA8260
1,4 Dichlorobenzene (v)	ug/L	< 1	010711		1	EPA8260
1,2 Dichlorobenzene (v)	ug/L	< 1	010711		1	EPA8260
Dibromochloropropane	ug/L	< 1	010711		1	EPA8260
1,2,4-Trichlorobenzene (v)	ug/L	< 1	010711		1	EPA8260
tert-ButylMethylEther	ug/L	< 1	010711		1	EPA8260
Freon 113	ug/L	< 1	010711		1	EPA8260
Acetone	ug/L	15	010711		10	EPA8260
Methyl Ethyl Ketone	ug/L	3	010711	J	10	EPA8260
Methylisobutylketone	ug/L	< 10	010711		10	EPA8260
Carbon disulfide	ug/L	1	010711		1	EPA8260
Methyl Acetate	ug/L	< 1	010711		1	EPA8260
Cyclohexane	ug/L	< 1	010711		1	EPA8260
2-Hexanone	ug/L	< 10	010711		10	EPA8260
Methylcyclohexane	ug/L	< 1	010711		1	EPA8260

cc:Ernie Wu

LRL=laboratory Reporting Limit

REMARKS:

DIRECTOR _____



EcoTest Laboratories Inc
377 Sheffield Ave
North Babylon, NY 11703
631 422-5777

LAB NO.110137.02

01/13/11

Tetra Tech NUS, Inc., Twin Oaks I
 5700 Lake Wright Drive, Suite 309
 Norfolk, VA 23502

ATTN: David Brayack

PO#:66 LAB

SOURCE OF SAMPLE: NWIRP Bethpage, NY

SOURCE OF SAMPLE: CTO No.066

COLLECTED BY: Client DATE COL'D:01/10/11 RECEIVED:01/11/11
 TIME COL'D:1200

MATRIX:GW SAMPLE: BP-VPB128-GW-308
 Top Depth = 307ft, Bottom Depth = 308ft, Grab

ANALYTICAL PARAMETERS	UNITS	RESULT	DATE TIME	FLAG	OF ANALYSIS	LRL	ANALYTICAL METHOD
Dichlorodifluoromethane	ug/L	< 1	011311			1	EPA8260
Chloromethane	ug/L	< 1	011311			1	EPA8260
Vinyl Chloride	ug/L	< 1	011311			1	EPA8260
Bromomethane	ug/L	< 1	011311			1	EPA8260
Chloroethane	ug/L	< 1	011311			1	EPA8260
Trichlorofluoromethane	ug/L	< 1	011311			1	EPA8260
1,1 Dichloroethene	ug/L	< 1	011311			1	EPA8260
Methylene Chloride	ug/L	< 1	011311			1	EPA8260
t-1,2-Dichloroethene	ug/L	< 1	011311			1	EPA8260
1,1 Dichloroethane	ug/L	< 1	011311			1	EPA8260
c-1,2-Dichloroethene	ug/L	< 1	011311			1	EPA8260
Chloroform	ug/L	< 1	011311			1	EPA8260
111 Trichloroethane	ug/L	< 1	011311			1	EPA8260
Carbon Tetrachloride	ug/L	< 1	011311			1	EPA8260
Benzene	ug/L	< 1	011311			1	EPA8260
1,2 Dichloroethane	ug/L	< 1	011311			1	EPA8260
Trichloroethene	ug/L	< 1	011311			1	EPA8260
1,2 Dichloropropane	ug/L	< 1	011311			1	EPA8260
Bromodichloromethane	ug/L	< 1	011311			1	EPA8260
c-1,3Dichloropropene	ug/L	< 1	011311			1	EPA8260
Toluene	ug/L	< 1	011311			1	EPA8260
t-1,3Dichloropropene	ug/L	< 1	011311			1	EPA8260
112 Trichloroethane	ug/L	< 1	011311			1	EPA8260
Tetrachloroethene	ug/L	< 1	011311			1	EPA8260
Chlorodibromomethane	ug/L	< 1	011311			1	EPA8260

cc:Ernie Wu

LRL=laboratory Reporting Limit

REMARKS:

DIRECTOR



EcoTest Laboratories Inc
377 Sheffield Ave
North Babylon, NY 11703
631 422-5777

LAB NO.110137.02

01/13/11

Tetra Tech NUS, Inc., Twin Oaks I
 5700 Lake Wright Drive, Suite 309
 Norfolk, VA 23502

ATTN: David Brayack

PO#:66 LAB

SOURCE OF SAMPLE: NWIRP Bethpage, NY

SOURCE OF SAMPLE: CTO No.066

COLLECTED BY: Client DATE COL'D:01/10/11 RECEIVED:01/11/11

TIME COL'D:1200

MATRIX:GW

SAMPLE: BP-VPB128-GW-308

Top Depth = 307ft, Bottom Depth = 308ft, Grab

ANALYTICAL PARAMETERS	UNITS	RESULT	DATE TIME	FLAG	OF ANALYSIS	LRL	ANALYTICAL METHOD
1,2 Dibromoethane	ug/L	< 1	011311			1	EPA8260
Chlorobenzene	ug/L	< 1	011311			1	EPA8260
Ethyl Benzene	ug/L	< 1	011311			1	EPA8260
Xylene	ug/L	< 3	011311			3	EPA8260
Styrene	ug/L	< 1	011311			1	EPA8260
Bromoform	ug/L	< 1	011311			1	EPA8260
Isopropylbenzene	ug/L	< 1	011311			1	EPA8260
1122Tetrachloroethane	ug/L	< 1	011311			1	EPA8260
1,3 Dichlorobenzene (v)	ug/L	< 1	011311			1	EPA8260
1,4 Dichlorobenzene (v)	ug/L	< 1	011311			1	EPA8260
1,2 Dichlorobenzene (v)	ug/L	< 1	011311			1	EPA8260
Dibromochloropropane	ug/L	< 1	011311			1	EPA8260
124-Trichlorobenzene (v)	ug/L	< 1	011311			1	EPA8260
ter. ButylMethylEther	ug/L	< 1	011311			1	EPA8260
Freon 113	ug/L	< 1	011311			1	EPA8260
Acetone	ug/L	2	011311	J		10	EPA8260
Methyl Ethyl Ketone	ug/L	< 10	011311			10	EPA8260
Methylisobutylketone	ug/L	< 10	011311			10	EPA8260
Carbon disulfide	ug/L	< 1	011311			1	EPA8260
Methyl Acetate	ug/L	< 1	011311			1	EPA8260
Cyclohexane	ug/L	< 1	011311			1	EPA8260
2-Hexanone	ug/L	< 1	011311			10	EPA8260
Methylcyclohexane	ug/L	< 1	011311			1	EPA8260

cc:Ernie Wu

LRL=laboratory Reporting Limit

REMARKS:

DIRECTOR



EcoTest Laboratories Inc
377 Sheffield Ave
North Babylon, NY 11703
631 422-5777

LAB NO.110137.03

01/13/11

Tetra Tech NUS, Inc., Twin Oaks I
5700 Lake Wright Drive, Suite 309
Norfolk, VA 23502

ATTN: David Brayack

PO#:66 LAB

SOURCE OF SAMPLE: NWIRP Bethpage, NY

SOURCE OF SAMPLE: CTO No.066

COLLECTED BY: Client

DATE COL'D:01/10/11 RECEIVED:01/11/11

TIME COL'D:1345

MATRIX:GW

SAMPLE: BP-VPB128-GW-328

Top Depth = 327ft, Bottom Depth = 328ft, Grab


ANALYTICAL PARAMETERS	UNITS	RESULT	DATE TIME	FLAG	OF ANALYSIS	LRL	ANALYTICAL METHOD
Dichlorodifluoromethane	ug/L	< 1	011311			1	EPA8260
Chloromethane	ug/L	< 1	011311			1	EPA8260
Vinyl Chloride	ug/L	< 1	011311			1	EPA8260
Bromomethane	ug/L	< 1	011311			1	EPA8260
Chloroethane	ug/L	< 1	011311			1	EPA8260
Trichlorofluoromethane	ug/L	< 1	011311			1	EPA8260
1,1 Dichloroethene	ug/L	< 1	011311			1	EPA8260
Methylene Chloride	ug/L	< 1	011311			1	EPA8260
t-1,2-Dichloroethene	ug/L	< 1	011311			1	EPA8260
1,1 Dichloroethane	ug/L	< 1	011311			1	EPA8260
c-1,2-Dichloroethene	ug/L	< 1	011311			1	EPA8260
Chloroform	ug/L	< 1	011311			1	EPA8260
111 Trichloroethane	ug/L	< 1	011311			1	EPA8260
Carbon Tetrachloride	ug/L	< 1	011311			1	EPA8260
Benzene	ug/L	< 1	011311			1	EPA8260
1,2 Dichloroethane	ug/L	< 1	011311			1	EPA8260
Trichloroethene	ug/L	< 1	011311			1	EPA8260
1,2 Dichloropropane	ug/L	< 1	011311			1	EPA8260
Bromodichloromethane	ug/L	< 1	011311			1	EPA8260
c-1,3Dichloropropene	ug/L	< 1	011311			1	EPA8260
Toluene	ug/L	< 1	011311			1	EPA8260
t-1,3Dichloropropene	ug/L	< 1	011311			1	EPA8260
112 Trichloroethane	ug/L	< 1	011311			1	EPA8260
Tetrachloroethene	ug/L	< 1	011311			1	EPA8260
Chlorodibromomethane	ug/L	< 1	011311			1	EPA8260

cc:Ernie Wu

LRL=laboratory Reporting Limit

REMARKS:

DIRECTOR



EcoTest Laboratories Inc
377 Sheffield Ave
North Babylon, NY 11703
631 422-5777

LAB NO.110137.03

01/13/11

Tetra Tech NUS, Inc., Twin Oaks I
 5700 Lake Wright Drive, Suite 309
 Norfolk, VA 23502

ATTN: David Brayack

PO#:66 LAB

SOURCE OF SAMPLE: NWIRP Bethpage, NY

SOURCE OF SAMPLE: CTO No.066

COLLECTED BY: Client

DATE COL'D:01/10/11 RECEIVED:01/11/11

TIME COL'D:1345

MATRIX:GW

SAMPLE: BP-VPB128-GW-328

Top Depth = 327ft, Bottom Depth = 328ft, Grab

ANALYTICAL PARAMETERS	UNITS	RESULT	DATE TIME	FLAG	OF ANALYSIS	LRL	ANALYTICAL METHOD
1,2 Dibromoethane	ug/L	< 1	011311			1	EPA8260
Chlorobenzene	ug/L	< 1	011311			1	EPA8260
Ethyl Benzene	ug/L	< 1	011311			1	EPA8260
Xylene	ug/L	< 3	011311			3	EPA8260
Styrene	ug/L	< 1	011311			1	EPA8260
Bromoform	ug/L	< 1	011311			1	EPA8260
Isopropylbenzene	ug/L	< 1	011311			1	EPA8260
1122Tetrachloroethane	ug/L	< 1	011311			1	EPA8260
1,3 Dichlorobenzene (v)	ug/L	< 1	011311			1	EPA8260
1,4 Dichlorobenzene (v)	ug/L	< 1	011311			1	EPA8260
1,2 Dichlorobenzene (v)	ug/L	< 1	011311			1	EPA8260
Dibromochloropropane	ug/L	< 1	011311			1	EPA8260
124-Trichlorobenzene (v)	ug/L	< 1	011311			1	EPA8260
ter. ButylMethylEther	ug/L	< 1	011311			1	EPA8260
Freon 113	ug/L	< 1	011311			1	EPA8260
Acetone	ug/L	1.8	011311	J		10	EPA8260
Methyl Ethyl Ketone	ug/L	< 10	011311			10	EPA8260
Methylisobutylketone	ug/L	< 10	011311			10	EPA8260
Carbon disulfide	ug/L	< 1	011311			1	EPA8260
Methyl Acetate	ug/L	< 1	011311			1	EPA8260
Cyclohexane	ug/L	< 1	011311			1	EPA8260
2-Hexanone	ug/L	< 1	011311			10	EPA8260
Methylcyclohexane	ug/L	< 1	011311			1	EPA8260

cc:Ernie Wu

LRL=laboratory Reporting Limit

REMARKS:

DIRECTOR



EcoTest Laboratories Inc
377 Sheffield Ave
North Babylon, NY 11703
631 422-5777

LAB NO.110137.04

01/13/11

Tetra Tech NUS, Inc., Twin Oaks I
 5700 Lake Wright Drive, Suite 309
 Norfolk, VA 23502

ATTN: David Brayack

PO#:66 LAB

SOURCE OF SAMPLE: NWIRP Bethpage, NY

SOURCE OF SAMPLE: CTO No.066

COLLECTED BY: Client

DATE COL'D:01/11/11 RECEIVED:01/11/11

TIME COL'D:0930

MATRIX:GW

SAMPLE: BP-VPB128-GW-348

Top Depth = 347ft, Bottom Depth = 348ft, Grab

ANALYTICAL PARAMETERS	UNITS	RESULT	DATE TIME	FLAG	OF ANALYSIS	LRL	ANALYTICAL METHOD
Dichlorodifluoromethane	ug/L	< 1	011311			1	EPA8260
Chloromethane	ug/L	< 1	011311			1	EPA8260
Vinyl Chloride	ug/L	< 1	011311			1	EPA8260
Bromomethane	ug/L	< 1	011311			1	EPA8260
Chloroethane	ug/L	< 1	011311			1	EPA8260
Trichlorofluoromethane	ug/L	< 1	011311			1	EPA8260
1,1 Dichloroethene	ug/L	< 1	011311			1	EPA8260
Methylene Chloride	ug/L	< 1	011311			1	EPA8260
t-1,2-Dichloroethene	ug/L	< 1	011311			1	EPA8260
1,1 Dichloroethane	ug/L	< 1	011311			1	EPA8260
c-1,2-Dichloroethene	ug/L	< 1	011311			1	EPA8260
Chloroform	ug/L	< 1	011311			1	EPA8260
111 Trichloroethane	ug/L	< 1	011311			1	EPA8260
Carbon Tetrachloride	ug/L	< 1	011311			1	EPA8260
Benzene	ug/L	< 1	011311			1	EPA8260
1,2 Dichloroethane	ug/L	< 1	011311			1	EPA8260
Trichloroethene	ug/L	< 1	011311			1	EPA8260
1,2 Dichloropropane	ug/L	< 1	011311			1	EPA8260
Bromodichloromethane	ug/L	< 1	011311			1	EPA8260
c-1,3Dichloropropene	ug/L	< 1	011311			1	EPA8260
Toluene	ug/L	< 1	011311			1	EPA8260
t-1,3Dichloropropene	ug/L	< 1	011311			1	EPA8260
112 Trichloroethane	ug/L	< 1	011311			1	EPA8260
Tetrachloroethene	ug/L	< 1	011311			1	EPA8260
Chlorodibromomethane	ug/L	< 1	011311			1	EPA8260

cc:Ernie Wu

LRL=laboratory Reporting Limit

REMARKS:

DIRECTOR



EcoTest Laboratories Inc
377 Sheffield Ave
North Babylon, NY 11703
631 422-5777

LAB NO.110137.04

01/13/11

Tetra Tech NUS, Inc., Twin Oaks I
 5700 Lake Wright Drive, Suite 309
 Norfolk, VA 23502

ATTN: David Brayack

PO#:66 LAB

SOURCE OF SAMPLE: NWIRP Bethpage, NY

SOURCE OF SAMPLE: CTO No.066

COLLECTED BY: Client

DATE COL'D:01/11/11 RECEIVED:01/11/11

TIME COL'D:0930

MATRIX:GW

SAMPLE: BP-VPB128-GW-348

Top Depth = 347ft, Bottom Depth = 348ft, Grab

ANALYTICAL PARAMETERS	UNITS	RESULT	DATE TIME	FLAG OF ANALYSIS	LRL	ANALYTICAL METHOD
1,2 Dibromoethane	ug/L	< 1	011311		1	EPA8260
Chlorobenzene	ug/L	< 1	011311		1	EPA8260
Ethyl Benzene	ug/L	< 1	011311		1	EPA8260
Xylene	ug/L	< 3	011311		3	EPA8260
Styrene	ug/L	< 1	011311		1	EPA8260
Bromoform	ug/L	< 1	011311		1	EPA8260
Isopropylbenzene	ug/L	< 1	011311		1	EPA8260
1122Tetrachloroethane	ug/L	< 1	011311		1	EPA8260
1,3 Dichlorobenzene (v)	ug/L	< 1	011311		1	EPA8260
1,4 Dichlorobenzene (v)	ug/L	< 1	011311		1	EPA8260
1,2 Dichlorobenzene (v)	ug/L	< 1	011311		1	EPA8260
Dibromochloropropane	ug/L	< 1	011311		1	EPA8260
124-Trichlorobenzene (v)	ug/L	< 1	011311		1	EPA8260
ter. ButylMethylEther	ug/L	< 1	011311		1	EPA8260
Freon 113	ug/L	< 1	011311		1	EPA8260
Acetone	ug/L	< 10	011311		10	EPA8260
Methyl Ethyl Ketone	ug/L	< 10	011311		10	EPA8260
Methylisobutylketone	ug/L	< 10	011311		10	EPA8260
Carbon disulfide	ug/L	< 1	011311		1	EPA8260
Methyl Acetate	ug/L	< 1	011311		1	EPA8260
Cyclohexane	ug/L	< 1	011311		1	EPA8260
2-Hexanone	ug/L	< 1	011311		10	EPA8260
Methylcyclohexane	ug/L	< 1	011311		1	EPA8260

cc:Ernie Wu

LRL=laboratory Reporting Limit

REMARKS:

DIRECTOR



EcoTest Laboratories Inc
377 Sheffield Ave
North Babylon, NY 11703
631 422-5777

LAB NO.110187.02

01/18/11

Tetra Tech NUS, Inc., Twin Oaks I
5700 Lake Wright Drive, Suite 309
Norfolk, VA 23502

ATTN: David Brayack

PO#:66 LAB

SOURCE OF SAMPLE: NWIRP Bethpage, NY

SOURCE OF SAMPLE: CTO No.066

COLLECTED BY: Client

DATE COL'D:01/13/11 RECEIVED:01/14/11

TIME COL'D:1330

MATRIX:GW

SAMPLE: BP-VPB128-GW-368

Top Depth = 367ft, Bottom Depth = 368ft, Grab


ANALYTICAL PARAMETERS	UNITS	RESULT	DATE TIME	FLAG	OF ANALYSIS	LRL	ANALYTICAL METHOD
Dichlorodifluoromethane	ug/L	< 1	011511			1	EPA8260
Chloromethane	ug/L	< 1	011511			1	EPA8260
Vinyl Chloride	ug/L	< 1	011511			1	EPA8260
Bromomethane	ug/L	< 1	011511			1	EPA8260
Chloroethane	ug/L	< 1	011511			1	EPA8260
Trichlorofluoromethane	ug/L	< 1	011511			1	EPA8260
1,1 Dichloroethene	ug/L	< 1	011511			1	EPA8260
Methylene Chloride	ug/L	< 1	011511			1	EPA8260
t-1,2-Dichloroethene	ug/L	< 1	011511			1	EPA8260
1,1 Dichloroethane	ug/L	< 1	011511			1	EPA8260
c-1,2-Dichloroethene	ug/L	< 1	011511			1	EPA8260
Chloroform	ug/L	< 1	011511			1	EPA8260
111 Trichloroethane	ug/L	< 1	011511			1	EPA8260
Carbon Tetrachloride	ug/L	< 1	011511			1	EPA8260
Benzene	ug/L	< 1	011511			1	EPA8260
1,2 Dichloroethane	ug/L	< 1	011511			1	EPA8260
Trichloroethene	ug/L	< 1	011511			1	EPA8260
1,2 Dichloropropane	ug/L	< 1	011511			1	EPA8260
Bromodichloromethane	ug/L	< 1	011511			1	EPA8260
c-1,3Dichloropropene	ug/L	< 1	011511			1	EPA8260
Toluene	ug/L	< 1	011511			1	EPA8260
t-1,3Dichloropropene	ug/L	< 1	011511			1	EPA8260
112 Trichloroethane	ug/L	< 1	011511			1	EPA8260
Tetrachloroethene	ug/L	< 1	011511			1	EPA8260
Chlorodibromomethane	ug/L	< 1	011511			1	EPA8260

cc:Ernie Wu

LRL=laboratory Reporting Limit

REMARKS: Compounds detected in method blank: chloroform (0.1ug/L J),
xylene (0.4ug/L J), 1,2,4-trichlorobenzene (0.2ug/L J).

DIRECTOR



EcoTest Laboratories Inc
377 Sheffield Ave
North Babylon, NY 11703
631 422-5777

LAB NO.110187.02

01/18/11

Tetra Tech NUS, Inc., Twin Oaks I
 5700 Lake Wright Drive, Suite 309
 Norfolk, VA 23502

ATTN: David Brayack

PO#:66 LAB

SOURCE OF SAMPLE: NWIRP Bethpage, NY

SOURCE OF SAMPLE: CTO No.066

COLLECTED BY: Client

DATE COL'D:01/13/11 RECEIVED:01/14/11

TIME COL'D:1330

MATRIX:GW

SAMPLE: BP-VPB128-GW-368

Top Depth = 367ft, Bottom Depth = 368ft, Grab

ANALYTICAL PARAMETERS	UNITS	RESULT	FLAG	DATE TIME OF ANALYSIS	LRL	ANALYTICAL METHOD
1,2 Dibromoethane	ug/L	< 1		011511	1	EPA8260
Chlorobenzene	ug/L	< 1		011511	1	EPA8260
Ethyl Benzene	ug/L	< 1		011511	1	EPA8260
Xylene	ug/L	0.4	B, J	011511	3	EPA8260
Styrene	ug/L	< 1		011511	1	EPA8260
Bromoform	ug/L	< 1		011511	1	EPA8260
Isopropylbenzene	ug/L	< 1		011511	1	EPA8260
1122Tetrachloroethane	ug/L	< 1		011511	1	EPA8260
1,3 Dichlorobenzene (v)	ug/L	< 1		011511	1	EPA8260
1,4 Dichlorobenzene (v)	ug/L	< 1		011511	1	EPA8260
1,2 Dichlorobenzene (v)	ug/L	< 1		011511	1	EPA8260
Dibromochloropropane	ug/L	< 1		011511	1	EPA8260
124-Trichlorobenzene (v)	ug/L	0.3	B, J	011511	1	EPA8260
ter. ButylMethylEther	ug/L	< 1		011511	1	EPA8260
Freon 113	ug/L	< 1		011511	1	EPA8260
Acetone	ug/L	26		011511	10	EPA8260
Methyl Ethyl Ketone	ug/L	2.7	J	011511	10	EPA8260
Methylisobutylketone	ug/L	< 10		011511	10	EPA8260
Carbon disulfide	ug/L	< 1		011511	1	EPA8260
Methyl Acetate	ug/L	< 1		011511	1	EPA8260
Cyclohexane	ug/L	< 1		011511	1	EPA8260
2-Hexanone	ug/L	< 10		011511	10	EPA8260
Methylcyclohexane	ug/L	< 1		011511	1	EPA8260

cc:Ernie Wu

LRL=laboratory Reporting Limit

REMARKS: Compounds detected in method blank: chloroform (0.1ug/L J), xylene (0.4ug/L J), 1,2,4-trichlorobenzene (0.2ug/L J).

DIRECTOR



EcoTest Laboratories Inc
377 Sheffield Ave
North Babylon, NY 11703
631 422-5777

LAB NO.110187.03

01/18/11

Tetra Tech NUS, Inc., Twin Oaks I
5700 Lake Wright Drive, Suite 309
Norfolk, VA 23502

ATTN: David Brayack

PO#:66 LAB

SOURCE OF SAMPLE: NWIRP Bethpage, NY

SOURCE OF SAMPLE: CTO No.066

COLLECTED BY: Client

DATE COL'D:01/14/11 RECEIVED:01/14/11

TIME COL'D:1050

MATRIX:GW

SAMPLE: BP-VPB128-GW-388

Top Depth = 387ft, Bottom Depth = 388ft, Grab

ANALYTICAL PARAMETERS	UNITS	RESULT	FLAG	DATE TIME OF ANALYSIS	LRL	ANALYTICAL METHOD
Dichlorodifluoromethane	ug/L	< 1		011511	1	EPA8260
Chloromethane	ug/L	< 1		011511	1	EPA8260
Vinyl Chloride	ug/L	< 1		011511	1	EPA8260
Bromomethane	ug/L	< 1		011511	1	EPA8260
Chloroethane	ug/L	< 1		011511	1	EPA8260
Trichlorofluoromethane	ug/L	< 1		011511	1	EPA8260
1,1 Dichloroethene	ug/L	< 1		011511	1	EPA8260
Methylene Chloride	ug/L	< 1		011511	1	EPA8260
t-1,2-Dichloroethene	ug/L	< 1		011511	1	EPA8260
1,1 Dichloroethane	ug/L	< 1		011511	1	EPA8260
c-1,2-Dichloroethene	ug/L	< 1		011511	1	EPA8260
Chloroform	ug/L	< 1		011511	1	EPA8260
111 Trichloroethane	ug/L	< 1		011511	1	EPA8260
Carbon Tetrachloride	ug/L	< 1		011511	1	EPA8260
Benzene	ug/L	< 1		011511	1	EPA8260
1,2 Dichloroethane	ug/L	< 1		011511	1	EPA8260
Trichloroethene	ug/L	< 1		011511	1	EPA8260
1,2 Dichloropropane	ug/L	< 1		011511	1	EPA8260
Bromodichloromethane	ug/L	< 1		011511	1	EPA8260
c-1,3Dichloropropene	ug/L	< 1		011511	1	EPA8260
Toluene	ug/L	< 1		011511	1	EPA8260
t-1,3Dichloropropene	ug/L	< 1		011511	1	EPA8260
112 Trichloroethane	ug/L	< 1		011511	1	EPA8260
Tetrachloroethene	ug/L	< 1		011511	1	EPA8260
Chlorodibromomethane	ug/L	< 1		011511	1	EPA8260

cc:Ernie Wu

LRL=laboratory Reporting Limit

REMARKS: Compounds detected in method blank; chloroform (0.1ug/L J),
xylene (0.4ug/L J), 1,2,4-trichlorobenzene (0.2ug/L J).

DIRECTOR 

EcoTest Laboratories Inc
377 Sheffield Ave
North Babylon, NY 11703
631 422-5777

LAB NO.110187.03

01/18/11

Tetra Tech NUS, Inc., Twin Oaks I
5700 Lake Wright Drive, Suite 309
Norfolk, VA 23502

ATTN: David Brayack

PO#:66 LAB

SOURCE OF SAMPLE: NWIRP Bethpage, NY

SOURCE OF SAMPLE: CTO No.066

COLLECTED BY: Client

DATE COL'D:01/14/11 RECEIVED:01/14/11

TIME COL'D:1050

MATRIX:GW

SAMPLE: BP-VPB128-GW-388

Top Depth = 387ft, Bottom Depth = 388ft, Grab


ANALYTICAL PARAMETERS	UNITS	RESULT	FLAG	DATE TIME OF ANALYSIS	LRL	ANALYTICAL METHOD
1,2 Dibromoethane	ug/L	< 1		011511	1	EPA8260
Chlorobenzene	ug/L	< 1		011511	1	EPA8260
Ethyl Benzene	ug/L	< 1		011511	1	EPA8260
Xylene	ug/L	0.4	B, J	011511	3	EPA8260
Styrene	ug/L	< 1		011511	1	EPA8260
Bromoform	ug/L	< 1		011511	1	EPA8260
Isopropylbenzene	ug/L	< 1		011511	1	EPA8260
1122Tetrachloroethane	ug/L	< 1		011511	1	EPA8260
1,3 Dichlorobenzene (v)	ug/L	< 1		011511	1	EPA8260
1,4 Dichlorobenzene (v)	ug/L	< 1		011511	1	EPA8260
1,2 Dichlorobenzene (v)	ug/L	< 1		011511	1	EPA8260
Dibromochloropropane	ug/L	< 1		011511	1	EPA8260
124-Trichlorobenzene (v)	ug/L	< 1		011511	1	EPA8260
ter. ButylMethylEther	ug/L	< 1		011511	1	EPA8260
Freon 113	ug/L	< 1		011511	1	EPA8260
Acetone	ug/L	2.5	J	011511	10	EPA8260
Methyl Ethyl Ketone	ug/L	< 10		011511	10	EPA8260
Methylisobutylketone	ug/L	< 10		011511	10	EPA8260
Carbon disulfide	ug/L	< 1		011511	1	EPA8260
Methyl Acetate	ug/L	< 1		011511	1	EPA8260
Cyclohexane	ug/L	< 1		011511	1	EPA8260
2-Hexanone	ug/L	< 10		011511	10	EPA8260
Methylcyclohexane	ug/L	< 1		011511	1	EPA8260

cc:Ernie Wu

LRL=laboratory Reporting Limit

REMARKS: Compounds detected in method blank: chloroform (0.1ug/L J),
xylene (0.4ug/L J), 1,2,4-trichlorobenzene (0.2ug/L J).

DIRECTOR



EcoTest Laboratories Inc
377 Sheffield Ave
North Babylon, NY 11703
631 422-5777

LAB NO.110237.02

01/21/11

Tetra Tech NUS, Inc., Twin Oaks I
5700 Lake Wright Drive, Suite 309
Norfolk, VA 23502

ATTN: David Brayack

PO#:66 LAB

SOURCE OF SAMPLE: NWIRP Bethpage, NY

SOURCE OF SAMPLE: CTO No.066

COLLECTED BY: Client

DATE COL'D:01/17/11 RECEIVED:01/19/11

TIME COL'D:1140

MATRIX:GW

SAMPLE: BP-VPB128-GW-408

Top Depth = 407ft, Bottom Depth = 408ft, Grab

ANALYTICAL PARAMETERS	UNITS	RESULT	DATE TIME	FLAG	OF ANALYSIS	LRL	ANALYTICAL METHOD
Dichlorodifluoromethane	ug/L	< 1	012011			1	EPA8260
Chloromethane	ug/L	< 1	012011			1	EPA8260
Vinyl Chloride	ug/L	< 1	012011			1	EPA8260
Bromomethane	ug/L	< 1	012011			1	EPA8260
Chloroethane	ug/L	< 1	012011			1	EPA8260
Trichlorofluoromethane	ug/L	< 1	012011			1	EPA8260
1,1 Dichloroethene	ug/L	< 1	012011			1	EPA8260
Methylene Chloride	ug/L	< 1	012011			1	EPA8260
t-1,2-Dichloroethene	ug/L	< 1	012011			1	EPA8260
1,1 Dichloroethane	ug/L	< 1	012011			1	EPA8260
c-1,2-Dichloroethene	ug/L	< 1	012011			1	EPA8260
Chloroform	ug/L	< 1	012011			1	EPA8260
111 Trichloroethane	ug/L	< 1	012011			1	EPA8260
Carbon Tetrachloride	ug/L	< 1	012011			1	EPA8260
Benzene	ug/L	< 1	012011			1	EPA8260
1,2 Dichloroethane	ug/L	< 1	012011			1	EPA8260
Trichloroethene	ug/L	< 1	012011			1	EPA8260
1,2 Dichloropropane	ug/L	< 1	012011			1	EPA8260
Bromodichloromethane	ug/L	< 1	012011			1	EPA8260
c-1,3Dichloropropene	ug/L	< 1	012011			1	EPA8260
Toluene	ug/L	< 1	012011			1	EPA8260
t-1,3Dichloropropene	ug/L	< 1	012011			1	EPA8260
112 Trichloroethane	ug/L	< 1	012011			1	EPA8260
Tetrachloroethene	ug/L	< 1	012011			1	EPA8260
Chlorodibromomethane	ug/L	< 1	012011			1	EPA8260

cc:Ernie Wu

LRL=laboratory Reporting Limit

REMARKS:

DIRECTOR



EcoTest Laboratories Inc
377 Sheffield Ave
North Babylon, NY 11703
631 422-5777

LAB NO.110237.02

01/21/11

Tetra Tech NUS, Inc., Twin Oaks I
 5700 Lake Wright Drive, Suite 309
 Norfolk, VA 23502

ATTN: David Brayack

PO#:66 LAB

SOURCE OF SAMPLE: NWIRP Bethpage, NY

SOURCE OF SAMPLE: CTO No.066

COLLECTED BY: Client DATE COL'D:01/17/11 RECEIVED:01/19/11

TIME COL'D:1140

MATRIX:GW SAMPLE: BP-VPB128-GW-408

Top Depth = 407ft, Bottom Depth = 408ft, Grab

ANALYTICAL PARAMETERS	UNITS	RESULT	FLAG	DATE TIME	LRL	ANALYTICAL METHOD
1,2 Dibromoethane	ug/L	< 1		012011	1	EPA8260
Chlorobenzene	ug/L	< 1		012011	1	EPA8260
Ethyl Benzene	ug/L	< 1		012011	1	EPA8260
Xylene	ug/L	0.3	B, J	012011	3	EPA8260
Styrene	ug/L	< 1		012011	1	EPA8260
Bromoform	ug/L	< 1		012011	1	EPA8260
Isopropylbenzene	ug/L	< 1		012011	1	EPA8260
1,1,2,2-Tetrachloroethane	ug/L	< 1		012011	1	EPA8260
1,3 Dichlorobenzene (v)	ug/L	< 1		012011	1	EPA8260
1,4 Dichlorobenzene (v)	ug/L	< 1		012011	1	EPA8260
1,2 Dichlorobenzene (v)	ug/L	< 1		012011	1	EPA8260
Dibromochloropropane	ug/L	< 1		012011	1	EPA8260
1,2,4-Trichlorobenzene (v)	ug/L	< 1		012011	1	EPA8260
tert-ButylMethylEther	ug/L	< 1		012011	1	EPA8260
Freon 113	ug/L	< 1		012011	1	EPA8260
Acetone	ug/L	2.1	J	012011	10	EPA8260
Methyl Ethyl Ketone	ug/L	0.9	J	012011	10	EPA8260
Methylisobutylketone	ug/L	< 10		012011	10	EPA8260
Carbon disulfide	ug/L	< 1		012011	1	EPA8260
Methyl Acetate	ug/L	< 1		012011	1	EPA8260
Cyclohexane	ug/L	< 1		012011	1	EPA8260
2-Hexanone	ug/L	< 10		012011	10	EPA8260
Methylcyclohexane	ug/L	< 1		012011	1	EPA8260

cc:Ernie Wu

LRL=laboratory Reporting Limit

REMARKS: B- m+p-xylene in method blank is 0.30ug/L.

DIRECTOR



EcoTest Laboratories Inc
377 Sheffield Ave
North Babylon, NY 11703
631 422-5777

LAB NO.110237.03

01/21/11

Tetra Tech NUS, Inc., Twin Oaks I
 5700 Lake Wright Drive, Suite 309
 Norfolk, VA 23502

ATTN: David Brayack

PO#:66 LAB

SOURCE OF SAMPLE: NWIRP Bethpage, NY

SOURCE OF SAMPLE: CTO No.066

COLLECTED BY: Client DATE COL'D:01/17/11 RECEIVED:01/19/11
 TIME COL'D:1500

MATRIX:GW

SAMPLE: BP-VPB128-GW-448

Top Depth = 447ft, Bottom Depth = 448ft, Grab

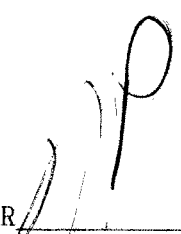
ANALYTICAL PARAMETERS	UNITS	RESULT	DATE TIME	FLAG	OF ANALYSIS	LRL	ANALYTICAL METHOD
Dichlorodifluoromethane	ug/L	< 1	012011			1	EPA8260
Chloromethane	ug/L	< 1	012011			1	EPA8260
Vinyl Chloride	ug/L	< 1	012011			1	EPA8260
Bromomethane	ug/L	< 1	012011			1	EPA8260
Chloroethane	ug/L	< 1	012011			1	EPA8260
Trichlorofluoromethane	ug/L	< 1	012011			1	EPA8260
1,1 Dichloroethene	ug/L	< 1	012011			1	EPA8260
Methylene Chloride	ug/L	< 1	012011			1	EPA8260
t-1,2-Dichloroethene	ug/L	< 1	012011			1	EPA8260
1,1 Dichloroethane	ug/L	< 1	012011			1	EPA8260
c-1,2-Dichloroethene	ug/L	< 1	012011			1	EPA8260
Chloroform	ug/L	< 1	012011			1	EPA8260
111 Trichloroethane	ug/L	< 1	012011			1	EPA8260
Carbon Tetrachloride	ug/L	< 1	012011			1	EPA8260
Benzene	ug/L	< 1	012011			1	EPA8260
1,2 Dichloroethane	ug/L	< 1	012011			1	EPA8260
Trichloroethene	ug/L	< 1	012011			1	EPA8260
1,2 Dichloropropane	ug/L	< 1	012011			1	EPA8260
Bromodichloromethane	ug/L	< 1	012011			1	EPA8260
c-1,3Dichloropropene	ug/L	< 1	012011			1	EPA8260
Toluene	ug/L	< 1	012011			1	EPA8260
t-1,3Dichloropropene	ug/L	< 1	012011			1	EPA8260
112 Trichloroethane	ug/L	< 1	012011			1	EPA8260
Tetrachloroethene	ug/L	< 1	012011			1	EPA8260
Chlorodibromomethane	ug/L	< 1	012011			1	EPA8260

cc:Ernie Wu

LRL=laboratory Reporting Limit

REMARKS:

DIRECTOR



EcoTest Laboratories Inc
377 Sheffield Ave
North Babylon, NY 11703
631 422-5777

LAB NO.110237.03

01/21/11

Tetra Tech NUS, Inc., Twin Oaks I
 5700 Lake Wright Drive, Suite 309
 Norfolk, VA 23502

ATTN: David Brayack

PO#:66 LAB

SOURCE OF SAMPLE: NWIRP Bethpage, NY

SOURCE OF SAMPLE: CTO No.066

COLLECTED BY: Client DATE COL'D:01/17/11 RECEIVED:01/19/11

TIME COL'D:1500

MATRIX:GW

SAMPLE: BP-VPB128-GW-448

Top Depth = 447ft, Bottom Depth = 448ft, Grab


ANALYTICAL PARAMETERS	UNITS	RESULT	DATE TIME	FLAG OF ANALYSIS	LRL	ANALYTICAL METHOD
1,2 Dibromoethane	ug/L	< 1	012011		1	EPA8260
Chlorobenzene	ug/L	< 1	012011		1	EPA8260
Ethyl Benzene	ug/L	< 1	012011		1	EPA8260
Xylene	ug/L	< 3	012011		3	EPA8260
Styrene	ug/L	< 1	012011		1	EPA8260
Bromoform	ug/L	< 1	012011		1	EPA8260
Isopropylbenzene	ug/L	< 1	012011		1	EPA8260
1,1,2,2-Tetrachloroethane	ug/L	< 1	012011		1	EPA8260
1,3 Dichlorobenzene (v)	ug/L	< 1	012011		1	EPA8260
1,4 Dichlorobenzene (v)	ug/L	< 1	012011		1	EPA8260
1,2 Dichlorobenzene (v)	ug/L	< 1	012011		1	EPA8260
Dibromochloropropane	ug/L	< 1	012011		1	EPA8260
1,2,4-Trichlorobenzene (v)	ug/L	< 1	012011		1	EPA8260
ter. ButylMethylEther	ug/L	< 1	012011		1	EPA8260
Freon 113	ug/L	< 1	012011		1	EPA8260
Acetone	ug/L	3.2	012011	J	10	EPA8260
Methyl Ethyl Ketone	ug/L	< 10	012011		10	EPA8260
Methylisobutylketone	ug/L	< 10	012011		10	EPA8260
Carbon disulfide	ug/L	< 1	012011		1	EPA8260
Methyl Acetate	ug/L	< 1	012011		1	EPA8260
Cyclohexane	ug/L	< 1	012011		1	EPA8260
2-Hexanone	ug/L	< 10	012011		10	EPA8260
Methylcyclohexane	ug/L	< 1	012011		1	EPA8260

cc:Ernie Wu

LRL=laboratory Reporting Limit

REMARKS:

DIRECTOR



EcoTest Laboratories Inc
377 Sheffield Ave
North Babylon, NY 11703
631 422-5777

LAB NO.110237.04

01/21/11

Tetra Tech NUS, Inc., Twin Oaks I
 5700 Lake Wright Drive, Suite 309
 Norfolk, VA 23502

ATTN: David Brayack

PO#:66 LAB

SOURCE OF SAMPLE: NWIRP Bethpage, NY

SOURCE OF SAMPLE: CTO No.066

COLLECTED BY: Client

DATE COL'D:01/18/11 RECEIVED:01/19/11

TIME COL'D:1150

MATRIX:GW

SAMPLE: BP-VPB128-GW-468

Top Depth = 467ft, Bottom Depth = 468ft, Grab

ANALYTICAL PARAMETERS	UNITS	RESULT	DATE TIME	FLAG	OF ANALYSIS	LRL	ANALYTICAL METHOD
Dichlorodifluoromethane	ug/L	< 1	012011			1	EPA8260
Chloromethane	ug/L	< 1	012011			1	EPA8260
Vinyl Chloride	ug/L	< 1	012011			1	EPA8260
Bromomethane	ug/L	< 1	012011			1	EPA8260
Chloroethane	ug/L	< 1	012011			1	EPA8260
Trichlorofluoromethane	ug/L	< 1	012011			1	EPA8260
1,1 Dichloroethene	ug/L	< 1	012011			1	EPA8260
Methylene Chloride	ug/L	< 1	012011			1	EPA8260
t-1,2-Dichloroethene	ug/L	< 1	012011			1	EPA8260
1,1 Dichloroethane	ug/L	< 1	012011			1	EPA8260
c-1,2-Dichloroethene	ug/L	< 1	012011			1	EPA8260
Chloroform	ug/L	< 1	012011			1	EPA8260
111 Trichloroethane	ug/L	< 1	012011			1	EPA8260
Carbon Tetrachloride	ug/L	< 1	012011			1	EPA8260
Benzene	ug/L	< 1	012011			1	EPA8260
1,2 Dichloroethane	ug/L	< 1	012011			1	EPA8260
Trichloroethene	ug/L	< 1	012011			1	EPA8260
1,2 Dichloropropane	ug/L	< 1	012011			1	EPA8260
Bromodichloromethane	ug/L	< 1	012011			1	EPA8260
c-1,3Dichloropropene	ug/L	< 1	012011			1	EPA8260
Toluene	ug/L	< 1	012011			1	EPA8260
t-1,3Dichloropropene	ug/L	< 1	012011			1	EPA8260
112 Trichloroethane	ug/L	< 1	012011			1	EPA8260
Tetrachloroethene	ug/L	< 1	012011			1	EPA8260
Chlorodibromomethane	ug/L	< 1	012011			1	EPA8260

cc:Ernie Wu

LRL=laboratory Reporting Limit

REMARKS:

DIRECTOR



EcoTest Laboratories Inc
377 Sheffield Ave
North Babylon, NY 11703
631 422-5777

LAB NO.110237.04

01/21/11

Tetra Tech NUS, Inc., Twin Oaks I
5700 Lake Wright Drive, Suite 309
Norfolk, VA 23502

ATTN: David Brayack

PO#:66 LAB

SOURCE OF SAMPLE: NWIRP Bethpage, NY

SOURCE OF SAMPLE: CTO No.066

COLLECTED BY: Client

DATE COL'D:01/18/11 RECEIVED:01/19/11

TIME COL'D:1150

MATRIX:GW

SAMPLE: BP-VPB128-GW-468

Top Depth = 467ft, Bottom Depth = 468ft, Grab

ANALYTICAL PARAMETERS	UNITS	RESULT	FLAG	DATE TIME OF ANALYSIS	LRL	ANALYTICAL METHOD
1,2 Dibromoethane	ug/L	< 1		012011	1	EPA8260
Chlorobenzene	ug/L	< 1		012011	1	EPA8260
Ethyl Benzene	ug/L	< 1		012011	1	EPA8260
Xylene	ug/L	0.33	B, J	012011	3	EPA8260
Styrene	ug/L	< 1		012011	1	EPA8260
Bromoform	ug/L	< 1		012011	1	EPA8260
Isopropylbenzene	ug/L	< 1		012011	1	EPA8260
1,1,2,2-Tetrachloroethane	ug/L	< 1		012011	1	EPA8260
1,3 Dichlorobenzene (v)	ug/L	< 1		012011	1	EPA8260
1,4 Dichlorobenzene (v)	ug/L	< 1		012011	1	EPA8260
1,2 Dichlorobenzene (v)	ug/L	< 1		012011	1	EPA8260
Dibromochloropropane	ug/L	< 1		012011	1	EPA8260
1,2,4-Trichlorobenzene (v)	ug/L	< 1		012011	1	EPA8260
tert-ButylMethylEther	ug/L	< 1		012011	1	EPA8260
Freon 113	ug/L	< 1		012011	1	EPA8260
Acetone	ug/L	15		012011	10	EPA8260
Methyl Ethyl Ketone	ug/L	3.1	J	012011	10	EPA8260
Methylisobutylketone	ug/L	< 10		012011	10	EPA8260
Carbon disulfide	ug/L	< 1		012011	1	EPA8260
Methyl Acetate	ug/L	< 1		012011	1	EPA8260
Cyclohexane	ug/L	< 1		012011	1	EPA8260
2-Hexanone	ug/L	< 10		012011	10	EPA8260
Methylcyclohexane	ug/L	< 1		012011	1	EPA8260

cc:Ernie Wu

LRL=laboratory Reporting Limit

REMARKS: B- m+p-xylene in method blank is 0.30ug/L.

DIRECTOR



EcoTest Laboratories Inc
377 Sheffield Ave
North Babylon, NY 11703
631 422-5777

LAB NO.110237.05

01/21/11

Tetra Tech NUS, Inc., Twin Oaks I
5700 Lake Wright Drive, Suite 309
Norfolk, VA 23502

ATTN: David Brayack

PO#:66 LAB

SOURCE OF SAMPLE: NWIRP Bethpage, NY

SOURCE OF SAMPLE: CTO No.066

COLLECTED BY: Client

DATE COL'D:01/19/11 RECEIVED:01/19/11

TIME COL'D:0930

MATRIX:GW

SAMPLE: BP-VPB128-GW-488

Top Depth = 487ft, Bottom Depth = 488ft, Grab

ANALYTICAL PARAMETERS	UNITS	RESULT	DATE TIME	FLAG OF ANALYSIS	LRL	ANALYTICAL METHOD
Dichlorodifluoromethane	ug/L	< 1	012011		1	EPA8260
Chloromethane	ug/L	< 1	012011		1	EPA8260
Vinyl Chloride	ug/L	< 1	012011		1	EPA8260
Bromomethane	ug/L	< 1	012011		1	EPA8260
Chloroethane	ug/L	< 1	012011		1	EPA8260
Trichlorofluoromethane	ug/L	< 1	012011		1	EPA8260
1,1 Dichloroethene	ug/L	< 1	012011		1	EPA8260
Methylene Chloride	ug/L	< 1	012011		1	EPA8260
t-1,2-Dichloroethene	ug/L	< 1	012011		1	EPA8260
1,1 Dichloroethane	ug/L	< 1	012011		1	EPA8260
c-1,2-Dichloroethene	ug/L	< 1	012011		1	EPA8260
Chloroform	ug/L	< 1	012011		1	EPA8260
111 Trichloroethane	ug/L	< 1	012011		1	EPA8260
Carbon Tetrachloride	ug/L	< 1	012011		1	EPA8260
Benzene	ug/L	< 1	012011		1	EPA8260
1,2 Dichloroethane	ug/L	< 1	012011		1	EPA8260
Trichloroethene	ug/L	< 1	012011		1	EPA8260
1,2 Dichloropropane	ug/L	< 1	012011		1	EPA8260
Bromodichloromethane	ug/L	< 1	012011		1	EPA8260
c-1,3Dichloropropene	ug/L	< 1	012011		1	EPA8260
Toluene	ug/L	< 1	012011		1	EPA8260
t-1,3Dichloropropene	ug/L	< 1	012011		1	EPA8260
112 Trichloroethane	ug/L	< 1	012011		1	EPA8260
Tetrachloroethene	ug/L	< 1	012011		1	EPA8260
Chlorodibromomethane	ug/L	< 1	012011		1	EPA8260

cc:Ernie Wu

LRL=laboratory Reporting Limit

REMARKS:

DIRECTOR



EcoTest Laboratories Inc
377 Sheffield Ave
North Babylon, NY 11703
631 422-5777

LAB NO.110237.05

01/21/11

Tetra Tech NUS, Inc., Twin Oaks I
5700 Lake Wright Drive, Suite 309
Norfolk, VA 23502

ATTN: David Brayack

PO#:66 LAB

SOURCE OF SAMPLE: NWIRP Bethpage, NY

SOURCE OF SAMPLE: CTO No.066

COLLECTED BY: Client

DATE COL'D:01/19/11 RECEIVED:01/19/11

TIME COL'D:0930

MATRIX:GW

SAMPLE: BP-VPB128-GW-488

Top Depth = 487ft, Bottom Depth = 488ft, Grab

ANALYTICAL PARAMETERS	UNITS	RESULT	FLAG	DATE TIME	LRL	ANALYTICAL METHOD
1,2 Dibromoethane	ug/L	< 1		012011	1	EPA8260
Chlorobenzene	ug/L	< 1		012011	1	EPA8260
Ethyl Benzene	ug/L	< 1		012011	1	EPA8260
Xylene	ug/L	0.31	B, J	012011	3	EPA8260
Styrene	ug/L	< 1		012011	1	EPA8260
Bromoform	ug/L	< 1		012011	1	EPA8260
Isopropylbenzene	ug/L	< 1		012011	1	EPA8260
1122Tetrachloroethane	ug/L	< 1		012011	1	EPA8260
1,3 Dichlorobenzene (v)	ug/L	< 1		012011	1	EPA8260
1,4 Dichlorobenzene (v)	ug/L	< 1		012011	1	EPA8260
1,2 Dichlorobenzene (v)	ug/L	< 1		012011	1	EPA8260
Dibromochloropropane	ug/L	< 1		012011	1	EPA8260
124-Trichlorobenzene (v)	ug/L	< 1		012011	1	EPA8260
ter. ButylMethylEther	ug/L	< 1		012011	1	EPA8260
Freon 113	ug/L	< 1		012011	1	EPA8260
Acetone	ug/L	9.5		012011	10	EPA8260
Methyl Ethyl Ketone	ug/L	1.8	J	012011	10	EPA8260
Methylisobutylketone	ug/L	< 10		012011	10	EPA8260
Carbon disulfide	ug/L	< 1		012011	1	EPA8260
Methyl Acetate	ug/L	< 1		012011	1	EPA8260
Cyclohexane	ug/L	< 1		012011	1	EPA8260
2-Hexanone	ug/L	< 10		012011	10	EPA8260
Methylcyclohexane	ug/L	< 1		012011	1	EPA8260

cc:Ernie Wu

LRL=laboratory Reporting Limit

REMARKS: B- m+p-xylene in method blank is 0.30ug/L.

DIRECTOR



EcoTest Laboratories Inc
377 Sheffield Ave
North Babylon, NY 11703
631 422-5777

LAB NO.110237.06

01/21/11

Tetra Tech NUS, Inc., Twin Oaks I
 5700 Lake Wright Drive, Suite 309
 Norfolk, VA 23502

ATTN: David Brayack

PO#:66 LAB

SOURCE OF SAMPLE: NWIRP Bethpage, NY

SOURCE OF SAMPLE: CTO No.066

COLLECTED BY: Client DATE COL'D:01/19/11 RECEIVED:01/19/11

TIME COL'D:1120

MATRIX:GW

SAMPLE: BP-VPB128-GW-508

Top Depth = 507ft, Bottom Depth = 508ft, Grab


ANALYTICAL PARAMETERS	UNITS	RESULT	FLAG	DATE TIME OF ANALYSIS	LRL	ANALYTICAL METHOD
Dichlorodifluoromethane	ug/L	< 1		012011	1	EPA8260
Chloromethane	ug/L	< 1		012011	1	EPA8260
Vinyl Chloride	ug/L	< 1		012011	1	EPA8260
Bromomethane	ug/L	< 1		012011	1	EPA8260
Chloroethane	ug/L	< 1		012011	1	EPA8260
Trichlorofluoromethane	ug/L	< 1		012011	1	EPA8260
1,1 Dichloroethene	ug/L	< 1		012011	1	EPA8260
Methylene Chloride	ug/L	< 1		012011	1	EPA8260
t-1,2-Dichloroethene	ug/L	< 1		012011	1	EPA8260
1,1 Dichloroethane	ug/L	< 1		012011	1	EPA8260
c-1,2-Dichloroethene	ug/L	< 1		012011	1	EPA8260
Chloroform	ug/L	< 1		012011	1	EPA8260
111 Trichloroethane	ug/L	< 1		012011	1	EPA8260
Carbon Tetrachloride	ug/L	< 1		012011	1	EPA8260
Benzene	ug/L	0.15	J	012011	1	EPA8260
1,2 Dichloroethane	ug/L	< 1		012011	1	EPA8260
Trichloroethene	ug/L	< 1		012011	1	EPA8260
1,2 Dichloropropane	ug/L	< 1		012011	1	EPA8260
Bromodichloromethane	ug/L	< 1		012011	1	EPA8260
c-1,3Dichloropropene	ug/L	< 1		012011	1	EPA8260
Toluene	ug/L	0.16	J	012011	1	EPA8260
t-1,3Dichloropropene	ug/L	< 1		012011	1	EPA8260
112 Trichloroethane	ug/L	< 1		012011	1	EPA8260
Tetrachloroethene	ug/L	< 1		012011	1	EPA8260
Chlorodibromomethane	ug/L	< 1		012011	1	EPA8260

cc:Ernie Wu

LRL=laboratory Reporting Limit

REMARKS:

DIRECTOR



EcoTest Laboratories Inc
377 Sheffield Ave
North Babylon, NY 11703
631 422-5777

LAB NO.110237.06

01/21/11

Tetra Tech NUS, Inc., Twin Oaks I
5700 Lake Wright Drive, Suite 309
Norfolk, VA 23502

ATTN: David Brayack

PO#:66 LAB

SOURCE OF SAMPLE: NWIRP Bethpage, NY

SOURCE OF SAMPLE: CTO No.066

COLLECTED BY: Client

DATE COL'D:01/19/11 RECEIVED:01/19/11

TIME COL'D:1120

MATRIX:GW

SAMPLE: BP-VPB128-GW-508

Top Depth = 507ft, Bottom Depth = 508ft, Grab


ANALYTICAL PARAMETERS	UNITS	RESULT	DATE TIME	FLAG OF ANALYSIS	LRL	ANALYTICAL METHOD
1,2 Dibromoethane	ug/L	< 1	012011		1	EPA8260
Chlorobenzene	ug/L	< 1	012011		1	EPA8260
Ethyl Benzene	ug/L	< 1	012011		1	EPA8260
Xylene	ug/L	0.33	012011	B,J	3	EPA8260
Styrene	ug/L	< 1	012011		1	EPA8260
Bromoform	ug/L	< 1	012011		1	EPA8260
Isopropylbenzene	ug/L	< 1	012011		1	EPA8260
1122Tetrachloroethane	ug/L	< 1	012011		1	EPA8260
1,3 Dichlorobenzene (v)	ug/L	< 1	012011		1	EPA8260
1,4 Dichlorobenzene (v)	ug/L	< 1	012011		1	EPA8260
1,2 Dichlorobenzene (v)	ug/L	< 1	012011		1	EPA8260
Dibromochloropropane	ug/L	< 1	012011		1	EPA8260
124-Trichlorobenzene (v)	ug/L	< 1	012011		1	EPA8260
ter. ButylMethylEther	ug/L	< 1	012011		1	EPA8260
Freon 113	ug/L	< 1	012011		1	EPA8260
Acetone	ug/L	42	012011		10	EPA8260
Methyl Ethyl Ketone	ug/L	4.6	012011		10	EPA8260
Methylisobutylketone	ug/L	< 10	012011		10	EPA8260
Carbon disulfide	ug/L	< 1	012011		1	EPA8260
Methyl Acetate	ug/L	< 1	012011		1	EPA8260
Cyclohexane	ug/L	< 1	012011		1	EPA8260
2-Hexanone	ug/L	< 10	012011		10	EPA8260
Methylcyclohexane	ug/L	< 1	012011		1	EPA8260

cc:Ernie Wu

LRL=laboratory Reporting Limit

REMARKS: B- m+p-xylene in method blank is 0.30ug/L.

DIRECTOR



EcoTest Laboratories Inc
377 Sheffield Ave
North Babylon, NY 11703
631 422-5777

LAB NO.110293.02

01/25/11

Tetra Tech NUS, Inc., Twin Oaks I
5700 Lake Wright Drive, Suite 309
Norfolk, VA 23502

ATTN: David Brayack

PO#:66 LAB

SOURCE OF SAMPLE: NWIRP Bethpage, NY

SOURCE OF SAMPLE: CTO No.066

COLLECTED BY: Client DATE COL'D:01/19/11 RECEIVED:01/21/11

TIME COL'D:1400

MATRIX:GW SAMPLE: BP-VPB128-GW-528

Top Depth = 527ft, Bottom Depth = 528ft, Grab


ANALYTICAL PARAMETERS	UNITS	RESULT	DATE TIME	FLAG	OF ANALYSIS	LRL	ANALYTICAL METHOD
Dichlorodifluoromethane	ug/L	< 1	012411			1	EPA8260
Chloromethane	ug/L	< 1	012411			1	EPA8260
Vinyl Chloride	ug/L	< 1	012411			1	EPA8260
Bromomethane	ug/L	< 1	012411			1	EPA8260
Chloroethane	ug/L	< 1	012411			1	EPA8260
Trichlorofluoromethane	ug/L	< 1	012411			1	EPA8260
1,1 Dichloroethene	ug/L	< 1	012411			1	EPA8260
Methylene Chloride	ug/L	< 1	012411			1	EPA8260
t-1,2-Dichloroethene	ug/L	< 1	012411			1	EPA8260
1,1 Dichloroethane	ug/L	< 1	012411			1	EPA8260
c-1,2-Dichloroethene	ug/L	< 1	012411			1	EPA8260
Chloroform	ug/L	< 1	012411			1	EPA8260
111 Trichloroethane	ug/L	< 1	012411			1	EPA8260
Carbon Tetrachloride	ug/L	< 1	012411			1	EPA8260
Benzene	ug/L	< 1	012411			1	EPA8260
1,2 Dichloroethane	ug/L	< 1	012411			1	EPA8260
Trichloroethene	ug/L	< 1	012411			1	EPA8260
1,2 Dichloropropane	ug/L	< 1	012411			1	EPA8260
Bromodichloromethane	ug/L	< 1	012411			1	EPA8260
c-1,3Dichloropropene	ug/L	< 1	012411			1	EPA8260
Toluene	ug/L	< 1	012411			1	EPA8260
t-1,3Dichloropropene	ug/L	< 1	012411			1	EPA8260
112 Trichloroethane	ug/L	< 1	012411			1	EPA8260
Tetrachloroethene	ug/L	< 1	012411			1	EPA8260
Chlorodibromomethane	ug/L	< 1	012411			1	EPA8260

cc:Ernie Wu

LRL=laboratory Reporting Limit

REMARKS:

DIRECTOR



EcoTest Laboratories Inc
377 Sheffield Ave
North Babylon, NY 11703
631 422-5777

LAB NO.110293.02

01/25/11

Tetra Tech NUS, Inc., Twin Oaks I
5700 Lake Wright Drive, Suite 309
Norfolk, VA 23502

ATTN: David Brayack

PO#:66 LAB

SOURCE OF SAMPLE: NWIRP Bethpage, NY

SOURCE OF SAMPLE: CTO No.066

COLLECTED BY: Client DATE COL'D:01/19/11 RECEIVED:01/21/11

TIME COL'D:1400

MATRIX:GW

SAMPLE: BP-VPB128-GW-528

Top Depth = 527ft, Bottom Depth = 528ft, Grab


ANALYTICAL PARAMETERS	UNITS	RESULT	FLAG	DATE TIME OF ANALYSIS	LRL	ANALYTICAL METHOD
1,2 Dibromoethane	ug/L	< 1		012411	1	EPA8260
Chlorobenzene	ug/L	< 1		012411	1	EPA8260
Ethyl Benzene	ug/L	< 1		012411	1	EPA8260
Xylene	ug/L	< 3		012411	3	EPA8260
Styrene	ug/L	< 1		012411	1	EPA8260
Bromoform	ug/L	< 1		012411	1	EPA8260
Isopropylbenzene	ug/L	< 1		012411	1	EPA8260
1,1,2,2-Tetrachloroethane	ug/L	< 1		012411	1	EPA8260
1,3 Dichlorobenzene (v)	ug/L	< 1		012411	1	EPA8260
1,4 Dichlorobenzene (v)	ug/L	< 1		012411	1	EPA8260
1,2 Dichlorobenzene (v)	ug/L	< 1		012411	1	EPA8260
Dibromochloropropane	ug/L	< 1		012411	1	EPA8260
1,2,4-Trichlorobenzene (v)	ug/L	< 1		012411	1	EPA8260
tert-ButylMethylEther	ug/L	< 1		012411	1	EPA8260
Freon 113	ug/L	< 1		012411	1	EPA8260
Acetone	ug/L	20		012411	10	EPA8260
Methyl Ethyl Ketone	ug/L	1.7	J	012411	10	EPA8260
Methylisobutylketone	ug/L	< 10		012411	10	EPA8260
Carbon disulfide	ug/L	< 1		012411	1	EPA8260
Methyl Acetate	ug/L	< 1		012411	1	EPA8260
Cyclohexane	ug/L	< 1		012411	1	EPA8260
2-Hexanone	ug/L	< 10		012411	10	EPA8260
Methylcyclohexane	ug/L	< 1		012411	1	EPA8260

cc:Ernie Wu

LRL=laboratory Reporting Limit

REMARKS:

DIRECTOR



EcoTest Laboratories Inc
377 Sheffield Ave
North Babylon, NY 11703
631 422-5777

LAB NO.110293.03

01/25/11

Tetra Tech NUS, Inc., Twin Oaks I
5700 Lake Wright Drive, Suite 309
Norfolk, VA 23502

ATTN: David Brayack

PO#:66 LAB

SOURCE OF SAMPLE: NWIRP Bethpage, NY

SOURCE OF SAMPLE: CTO No.066

COLLECTED BY: Client

DATE COL'D:01/20/11 RECEIVED:01/21/11

TIME COL'D:0940

MATRIX:GW

SAMPLE: BP-VPB128-GW-548

Top Depth = 547ft, Bottom Depth = 548ft, Grab

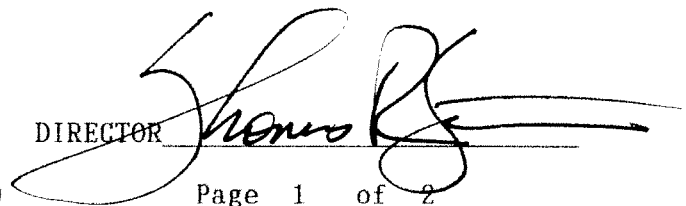
ANALYTICAL PARAMETERS	UNITS	RESULT	DATE TIME	FLAG OF ANALYSIS	LRL	ANALYTICAL METHOD
Dichlorodifluoromethane	ug/L	< 1	012411		1	EPA8260
Chloromethane	ug/L	< 1	012411		1	EPA8260
Vinyl Chloride	ug/L	< 1	012411		1	EPA8260
Bromomethane	ug/L	< 1	012411		1	EPA8260
Chloroethane	ug/L	< 1	012411		1	EPA8260
Trichlorofluoromethane	ug/L	< 1	012411		1	EPA8260
1,1 Dichloroethene	ug/L	< 1	012411		1	EPA8260
Methylene Chloride	ug/L	< 1	012411		1	EPA8260
t-1,2-Dichloroethene	ug/L	< 1	012411		1	EPA8260
1,1 Dichloroethane	ug/L	< 1	012411		1	EPA8260
c-1,2-Dichloroethene	ug/L	< 1	012411		1	EPA8260
Chloroform	ug/L	< 1	012411		1	EPA8260
111 Trichloroethane	ug/L	< 1	012411		1	EPA8260
Carbon Tetrachloride	ug/L	< 1	012411		1	EPA8260
Benzene	ug/L	< 1	012411		1	EPA8260
1,2 Dichloroethane	ug/L	< 1	012411		1	EPA8260
Trichloroethene	ug/L	< 1	012411		1	EPA8260
1,2 Dichloropropane	ug/L	< 1	012411		1	EPA8260
Bromodichloromethane	ug/L	< 1	012411		1	EPA8260
c-1,3Dichloropropene	ug/L	< 1	012411		1	EPA8260
Toluene	ug/L	< 1	012411		1	EPA8260
t-1,3Dichloropropene	ug/L	< 1	012411		1	EPA8260
112 Trichloroethane	ug/L	< 1	012411		1	EPA8260
Tetrachloroethene	ug/L	< 1	012411		1	EPA8260
Chlorodibromomethane	ug/L	< 1	012411		1	EPA8260

cc:Ernie Wu

LRL=laboratory Reporting Limit

REMARKS:

DIRECTOR



EcoTest Laboratories Inc
377 Sheffield Ave
North Babylon, NY 11703
631 422-5777

LAB NO.110293.03

01/25/11

Tetra Tech NUS, Inc., Twin Oaks I
 5700 Lake Wright Drive, Suite 309
 Norfolk, VA 23502

ATTN: David Brayack

PO#:66 LAB

SOURCE OF SAMPLE: NWIRP Bethpage, NY

SOURCE OF SAMPLE: CTO No.066

COLLECTED BY: Client DATE COL'D:01/20/11 RECEIVED:01/21/11

TIME COL'D:0940

MATRIX:GW SAMPLE: BP-VPB128-GW-548


Top Depth = 547ft, Bottom Depth = 548ft, Grab

ANALYTICAL PARAMETERS	UNITS	RESULT	DATE TIME	FLAG	OF ANALYSIS	LRL	ANALYTICAL METHOD
1,2 Dibromoethane	ug/L	< 1	012411			1	EPA8260
Chlorobenzene	ug/L	< 1	012411			1	EPA8260
Ethyl Benzene	ug/L	< 1	012411			1	EPA8260
Xylene	ug/L	< 3	012411			3	EPA8260
Styrene	ug/L	< 1	012411			1	EPA8260
Bromoform	ug/L	< 1	012411			1	EPA8260
Isopropylbenzene	ug/L	< 1	012411			1	EPA8260
1122Tetrachloroethane	ug/L	< 1	012411			1	EPA8260
1,3 Dichlorobenzene (v)	ug/L	< 1	012411			1	EPA8260
1,4 Dichlorobenzene (v)	ug/L	< 1	012411			1	EPA8260
1,2 Dichlorobenzene (v)	ug/L	< 1	012411			1	EPA8260
Dibromochloropropane	ug/L	< 1	012411			1	EPA8260
124-Trichlorobenzene (v)	ug/L	< 1	012411			1	EPA8260
ter. ButylMethylEther	ug/L	< 1	012411			1	EPA8260
Freon 113	ug/L	< 1	012411			1	EPA8260
Acetone	ug/L	9.4	012411			10	EPA8260
Methyl Ethyl Ketone	ug/L	< 10	012411			10	EPA8260
Methylisobutylketone	ug/L	< 10	012411			10	EPA8260
Carbon disulfide	ug/L	< 1	012411			1	EPA8260
Methyl Acetate	ug/L	< 1	012411			1	EPA8260
Cyclohexane	ug/L	< 1	012411			1	EPA8260
2-Hexanone	ug/L	< 10	012411			10	EPA8260
Methylcyclohexane	ug/L	< 1	012411			1	EPA8260

cc:Ernie Wu

LRL=laboratory Reporting Limit

REMARKS:

DIRECTOR 

EcoTest Laboratories Inc
377 Sheffield Ave
North Babylon, NY 11703
631 422-5777

LAB NO.110293.04

01/25/11

Tetra Tech NUS, Inc., Twin Oaks I
 5700 Lake Wright Drive, Suite 309
 Norfolk, VA 23502

ATTN: David Brayack

PO#:66 LAB

SOURCE OF SAMPLE: NWIRP Bethpage, NY

SOURCE OF SAMPLE: CTO No.066

COLLECTED BY: Client

DATE COL'D:01/20/11 RECEIVED:01/21/11

TIME COL'D:1150

MATRIX:GW

SAMPLE: BP-VPB128-GW-568

Top Depth = 567ft, Bottom Depth = 568ft, Grab

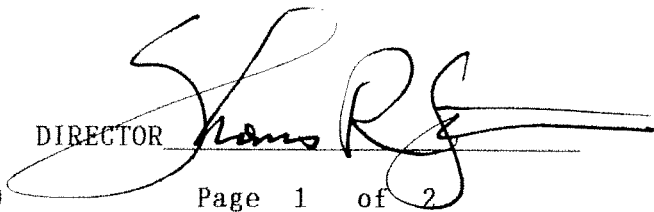
ANALYTICAL PARAMETERS	UNITS	RESULT	DATE TIME	FLAG	OF ANALYSIS	LRL	ANALYTICAL METHOD
Dichlorodifluoromethane	ug/L	< 1	012511			1	EPA8260
Chloromethane	ug/L	< 1	012511			1	EPA8260
Vinyl Chloride	ug/L	< 1	012511			1	EPA8260
Bromomethane	ug/L	< 1	012511			1	EPA8260
Chloroethane	ug/L	< 1	012511			1	EPA8260
Trichlorofluoromethane	ug/L	< 1	012511			1	EPA8260
1,1 Dichloroethene	ug/L	< 1	012511			1	EPA8260
Methylene Chloride	ug/L	< 1	012511			1	EPA8260
t-1,2-Dichloroethene	ug/L	< 1	012511			1	EPA8260
1,1 Dichloroethane	ug/L	< 1	012511			1	EPA8260
c-1,2-Dichloroethene	ug/L	< 1	012511			1	EPA8260
Chloroform	ug/L	< 1	012511			1	EPA8260
111 Trichloroethane	ug/L	< 1	012511			1	EPA8260
Carbon Tetrachloride	ug/L	< 1	012511			1	EPA8260
Benzene	ug/L	< 1	012511			1	EPA8260
1,2 Dichloroethane	ug/L	< 1	012511			1	EPA8260
Trichloroethene	ug/L	< 1	012511			1	EPA8260
1,2 Dichloropropane	ug/L	< 1	012511			1	EPA8260
Bromodichloromethane	ug/L	< 1	012511			1	EPA8260
c-1,3Dichloropropene	ug/L	< 1	012511			1	EPA8260
Toluene	ug/L	< 1	012511			1	EPA8260
t-1,3Dichloropropene	ug/L	< 1	012511			1	EPA8260
112 Trichloroethane	ug/L	< 1	012511			1	EPA8260
Tetrachloroethene	ug/L	< 1	012511			1	EPA8260
Chlorodibromomethane	ug/L	< 1	012511			1	EPA8260

cc:Ernie Wu

LRL=laboratory Reporting Limit

REMARKS:

DIRECTOR



EcoTest Laboratories Inc
377 Sheffield Ave
North Babylon, NY 11703
631 422-5777

LAB NO.110293.04

01/25/11

Tetra Tech NUS, Inc., Twin Oaks I
 5700 Lake Wright Drive, Suite 309
 Norfolk, VA 23502

ATTN: David Brayack

PO#:66 LAB

SOURCE OF SAMPLE: NWIRP Bethpage, NY

SOURCE OF SAMPLE: CTO No.066

COLLECTED BY: Client DATE COL'D:01/20/11 RECEIVED:01/21/11

TIME COL'D:1150

MATRIX:GW

SAMPLE: BP-VPB128-GW-568

Top Depth = 567ft, Bottom Depth = 568ft, Grab


ANALYTICAL PARAMETERS	UNITS	RESULT	DATE TIME	FLAG	OF ANALYSIS	LRL	ANALYTICAL METHOD
1,2 Dibromoethane	ug/L	< 1	012511			1	EPA8260
Chlorobenzene	ug/L	< 1	012511			1	EPA8260
Ethyl Benzene	ug/L	< 1	012511			1	EPA8260
Xylene	ug/L	< 3	012511			3	EPA8260
Styrene	ug/L	< 1	012511			1	EPA8260
Bromoform	ug/L	< 1	012511			1	EPA8260
Isopropylbenzene	ug/L	< 1	012511			1	EPA8260
1,1,2,2-Tetrachloroethane	ug/L	< 1	012511			1	EPA8260
1,3 Dichlorobenzene (v)	ug/L	< 1	012511			1	EPA8260
1,4 Dichlorobenzene (v)	ug/L	< 1	012511			1	EPA8260
1,2 Dichlorobenzene (v)	ug/L	< 1	012511			1	EPA8260
Dibromochloropropane	ug/L	< 1	012511			1	EPA8260
1,2,4-Trichlorobenzene (v)	ug/L	< 1	012511			1	EPA8260
tert-ButylMethylEther	ug/L	< 1	012511			1	EPA8260
Freon 113	ug/L	< 1	012511			1	EPA8260
Acetone	ug/L	6.5	012511			10	EPA8260
Methyl Ethyl Ketone	ug/L	< 10	012511			10	EPA8260
Methylisobutylketone	ug/L	< 10	012511			10	EPA8260
Carbon disulfide	ug/L	< 1	012511			1	EPA8260
Methyl Acetate	ug/L	< 1	012511			1	EPA8260
Cyclohexane	ug/L	< 1	012511			1	EPA8260
2-Hexanone	ug/L	< 10	012511			10	EPA8260
Methylcyclohexane	ug/L	< 1	012511			1	EPA8260

cc:Ernie Wu

LRL=laboratory Reporting Limit

REMARKS:

DIRECTOR



EcoTest Laboratories Inc
377 Sheffield Ave
North Babylon, NY 11703
631 422-5777

LAB NO.110293.05

01/25/11

Tetra Tech NUS, Inc., Twin Oaks I
5700 Lake Wright Drive, Suite 309
Norfolk, VA 23502

ATTN: David Brayack

PO#:66 LAB

SOURCE OF SAMPLE: NWIRP Bethpage, NY

SOURCE OF SAMPLE: CTO No.066

COLLECTED BY: Client DATE COL'D:01/20/11 RECEIVED:01/21/11

TIME COL'D:1350

MATRIX:GW SAMPLE: BP-VPB128-GW-588

Top Depth = 587ft, Bottom Depth = 588ft, Grab

ANALYTICAL PARAMETERS	UNITS	RESULT	DATE TIME	FLAG	OF ANALYSIS	LRL	ANALYTICAL METHOD
Dichlorodifluoromethane	ug/L	< 1	012511			1	EPA8260
Chloromethane	ug/L	< 1	012511			1	EPA8260
Vinyl Chloride	ug/L	< 1	012511			1	EPA8260
Bromomethane	ug/L	< 1	012511			1	EPA8260
Chloroethane	ug/L	< 1	012511			1	EPA8260
Trichlorofluoromethane	ug/L	< 1	012511			1	EPA8260
1,1 Dichloroethene	ug/L	< 1	012511			1	EPA8260
Methylene Chloride	ug/L	< 1	012511			1	EPA8260
t-1,2-Dichloroethene	ug/L	< 1	012511			1	EPA8260
1,1 Dichloroethane	ug/L	< 1	012511			1	EPA8260
c-1,2-Dichloroethene	ug/L	< 1	012511			1	EPA8260
Chloroform	ug/L	< 1	012511			1	EPA8260
111 Trichloroethane	ug/L	< 1	012511			1	EPA8260
Carbon Tetrachloride	ug/L	< 1	012511			1	EPA8260
Benzene	ug/L	< 1	012511			1	EPA8260
1,2 Dichloroethane	ug/L	< 1	012511			1	EPA8260
Trichloroethene	ug/L	< 1	012511			1	EPA8260
1,2 Dichloropropane	ug/L	< 1	012511			1	EPA8260
Bromodichloromethane	ug/L	< 1	012511			1	EPA8260
c-1,3Dichloropropene	ug/L	< 1	012511			1	EPA8260
Toluene	ug/L	< 1	012511			1	EPA8260
t-1,3Dichloropropene	ug/L	< 1	012511			1	EPA8260
112 Trichloroethane	ug/L	< 1	012511			1	EPA8260
Tetrachloroethene	ug/L	< 1	012511			1	EPA8260
Chlorodibromomethane	ug/L	< 1	012511			1	EPA8260

cc:Ernie Wu

LRL=laboratory Reporting Limit

REMARKS:

DIRECTOR 

EcoTest Laboratories Inc
377 Sheffield Ave
North Babylon, NY 11703
631 422-5777

LAB NO.110293.05

01/25/11

Tetra Tech NUS, Inc., Twin Oaks I
 5700 Lake Wright Drive, Suite 309
 Norfolk, VA 23502

ATTN: David Brayack

PO#:66 LAB

SOURCE OF SAMPLE: NWIRP Bethpage, NY
 SOURCE OF SAMPLE: CTO No.066
 COLLECTED BY: Client DATE COL'D:01/20/11 RECEIVED:01/21/11
 TIME COL'D:1350
 MATRIX:GW SAMPLE: BP-VPB128-GW-588
 Top Depth = 587ft, Bottom Depth = 588ft, Grab


ANALYTICAL PARAMETERS	UNITS	RESULT	FLAG	DATE TIME OF ANALYSIS	LRL	ANALYTICAL METHOD
1,2 Dibromoethane	ug/L	< 1		012511	1	EPA8260
Chlorobenzene	ug/L	< 1		012511	1	EPA8260
Ethyl Benzene	ug/L	< 1		012511	1	EPA8260
Xylene	ug/L	< 3		012511	3	EPA8260
Styrene	ug/L	< 1		012511	1	EPA8260
Bromoform	ug/L	< 1		012511	1	EPA8260
Isopropylbenzene	ug/L	< 1		012511	1	EPA8260
1122Tetrachloroethane	ug/L	< 1		012511	1	EPA8260
1,3 Dichlorobenzene (v)	ug/L	< 1		012511	1	EPA8260
1,4 Dichlorobenzene (v)	ug/L	< 1		012511	1	EPA8260
1,2 Dichlorobenzene (v)	ug/L	< 1		012511	1	EPA8260
Dibromochloropropane	ug/L	< 1		012511	1	EPA8260
124-Trichlorobenzene (v)	ug/L	< 1		012511	1	EPA8260
ter. ButylMethylEther	ug/L	< 1		012511	1	EPA8260
Freon 113	ug/L	< 1		012511	1	EPA8260
Acetone	ug/L	21		012511	10	EPA8260
Methyl Ethyl Ketone	ug/L	1.4	J	012511	10	EPA8260
Methylisobutylketone	ug/L	< 10		012511	10	EPA8260
Carbon disulfide	ug/L	< 1		012511	1	EPA8260
Methyl Acetate	ug/L	< 1		012511	1	EPA8260
Cyclohexane	ug/L	< 1		012511	1	EPA8260
2-Hexanone	ug/L	< 10		012511	10	EPA8260
Methylcyclohexane	ug/L	< 1		012511	1	EPA8260

cc:Ernie Wu

LRL=laboratory Reporting Limit

REMARKS:

DIRECTOR



EcoTest Laboratories Inc
377 Sheffield Ave
North Babylon, NY 11703
631 422-5777

LAB NO.110293.06

01/25/11

Tetra Tech NUS, Inc., Twin Oaks I
 5700 Lake Wright Drive, Suite 309
 Norfolk, VA 23502

ATTN: David Brayack

PO#:66 LAB

SOURCE OF SAMPLE: NWIRP Bethpage, NY

SOURCE OF SAMPLE: CTO No.066

COLLECTED BY: Client

DATE COL'D:01/20/11 RECEIVED:01/21/11

TIME COL'D:1020

MATRIX:DM

SAMPLE: BP-VPB128-DM-567

Top Depth = 567ft, Bottom Depth = ft, Grab


ANALYTICAL PARAMETERS	UNITS	RESULT	FLAG	DATE TIME OF ANALYSIS	LRL	ANALYTICAL METHOD
Dichlorodifluoromethane	ug/Kg	< 1		012111	1	EPA8260
Chloromethane	ug/Kg	< 1		012111	1	EPA8260
Vinyl Chloride	ug/Kg	< 1		012111	1	EPA8260
Bromomethane	ug/Kg	< 1		012111	1	EPA8260
Chloroethane	ug/Kg	< 1		012111	1	EPA8260
Trichlorofluoromethane	ug/Kg	< 1		012111	1	EPA8260
1,1 Dichloroethene	ug/Kg	< 1		012111	1	EPA8260
Methylene Chloride	ug/Kg	0.63	J	012111	1	EPA8260
t-1,2-Dichloroethene	ug/Kg	< 1		012111	1	EPA8260
1,1 Dichloroethane	ug/Kg	< 1		012111	1	EPA8260
c-1,2-Dichloroethene	ug/Kg	< 1		012111	1	EPA8260
Chloroform	ug/Kg	< 1		012111	1	EPA8260
111 Trichloroethane	ug/Kg	< 1		012111	1	EPA8260
Carbon Tetrachloride	ug/Kg	< 1		012111	1	EPA8260
Benzene	ug/Kg	< 1		012111	1	EPA8260
1,2 Dichloroethane	ug/Kg	< 1		012111	1	EPA8260
Trichloroethene	ug/Kg	0.2	J	012111	1	EPA8260
1,2 Dichloropropane	ug/Kg	< 1		012111	1	EPA8260
Bromodichloromethane	ug/Kg	< 1		012111	1	EPA8260
c-1,3Dichloropropene	ug/Kg	< 1		012111	1	EPA8260
Toluene	ug/Kg	< 1		012111	1	EPA8260
t-1,3Dichloropropene	ug/Kg	< 1		012111	1	EPA8260
112 Trichloroethane	ug/Kg	< 1		012111	1	EPA8260
Tetrachloroethene	ug/Kg	< 1		012111	1	EPA8260
Chlorodibromomethane	ug/Kg	< 1		012111	1	EPA8260

cc:Ernie Wu

LRL=laboratory Reporting Limit

REMARKS:

DIRECTOR



EcoTest Laboratories Inc
377 Sheffield Ave
North Babylon, NY 11703
631 422-5777

LAB NO.110293.06

01/25/11

Tetra Tech NUS, Inc., Twin Oaks I
 5700 Lake Wright Drive, Suite 309
 Norfolk, VA 23502

ATTN: David Brayack

PO#:66 LAB

SOURCE OF SAMPLE: NWIRP Bethpage, NY
 SOURCE OF SAMPLE: CTO No.066
 COLLECTED BY: Client DATE COL'D:01/20/11 RECEIVED:01/21/11
 TIME COL'D:1020

MATRIX:DM SAMPLE: BP-VPB128-DM-567
 Top Depth = 567ft, Bottom Depth = ft, Grab


ANALYTICAL PARAMETERS	UNITS	RESULT	DATE TIME	FLAG OF ANALYSIS	LRL	ANALYTICAL METHOD
1,2 Dibromoethane	ug/Kg	< 1	012111		1	EPA8260
Chlorobenzene	ug/Kg	< 1	012111		1	EPA8260
Ethyl Benzene	ug/Kg	< 1	012111		1	EPA8260
Xylene	ug/Kg	0.43	012111	B, J	3	EPA8260
Styrene	ug/Kg	< 1	012111		1	EPA8260
Bromoform	ug/Kg	< 1	012111		1	EPA8260
Isopropylbenzene	ug/Kg	< 1	012111		1	EPA8260
1122Tetrachloroethane	ug/Kg	< 1	012111		1	EPA8260
1,3 Dichlorobenzene (v)	ug/Kg	< 1	012111		1	EPA8260
1,4 Dichlorobenzene (v)	ug/Kg	< 1	012111		1	EPA8260
1,2 Dichlorobenzene (v)	ug/Kg	< 1	012111		1	EPA8260
Dibromochloropropane	ug/Kg	< 1	012111		1	EPA8260
124-Trichlorobenzene (v)	ug/Kg	< 1	012111		1	EPA8260
ter. ButylMethylEther	ug/Kg	< 1	012111		1	EPA8260
Freon 113	ug/Kg	< 1	012111		1	EPA8260
Acetone	ug/Kg	16	012111		10	EPA8260
Methyl Ethyl Ketone	ug/Kg	< 10	012111		10	EPA8260
Methylisobutylketone	ug/Kg	< 10	012111		10	EPA8260
Carbon disulfide	ug/Kg	< 1	012111		1	EPA8260
Methyl Acetate	ug/Kg	< 1	012111		1	EPA8260
Cyclohexane	ug/Kg	< 1	012111		1	EPA8260
2-Hexanone	ug/Kg	< 10	012111		10	EPA8260
Methylcyclohexane	ug/Kg	< 1	012111		1	EPA8260

cc:Ernie Wu

LRL=laboratory Reporting Limit

REMARKS: B- 0.35 ug/Kg of m+p-Xylene was detected in method blank.

DIRECTOR



EcoTest Laboratories Inc
 377 Sheffield Ave
 North Babylon, NY 11703
 631 422-5777

LAB NO.110354.02

01/28/11

Tetra Tech NUS, Inc., Twin Oaks I
 5700 Lake Wright Drive, Suite 309
 Norfolk, VA 23502

ATTN: David Brayack

PO#:66 LAB

SOURCE OF SAMPLE: NWIRP Bethpage, NY

SOURCE OF SAMPLE: CTO No.066

COLLECTED BY: Client

DATE COL'D:01/24/11 RECEIVED:01/26/11

TIME COL'D:1430

MATRIX:GW

SAMPLE: BP-VPB128-GW-608

Top Depth = 607ft, Bottom Depth = 608ft, Grab


ANALYTICAL PARAMETERS	UNITS	RESULT	FLAG	DATE TIME	LRL	ANALYTICAL METHOD
Dichlorodifluoromethane	ug/L	0.2	J	012711	1	EPA8260
Chloromethane	ug/L	< 1		012711	1	EPA8260
Vinyl Chloride	ug/L	< 1		012711	1	EPA8260
Bromomethane	ug/L	< 1		012711	1	EPA8260
Chloroethane	ug/L	< 1		012711	1	EPA8260
Trichlorofluoromethane	ug/L	< 1		012711	1	EPA8260
1,1 Dichloroethene	ug/L	< 1		012711	1	EPA8260
Methylene Chloride	ug/L	< 1		012711	1	EPA8260
t-1,2-Dichloroethene	ug/L	< 1		012711	1	EPA8260
1,1 Dichloroethane	ug/L	< 1		012711	1	EPA8260
c-1,2-Dichloroethene	ug/L	< 1		012711	1	EPA8260
Chloroform	ug/L	< 1		012711	1	EPA8260
111 Trichloroethane	ug/L	< 1		012711	1	EPA8260
Carbon Tetrachloride	ug/L	< 1		012711	1	EPA8260
Benzene	ug/L	< 1		012711	1	EPA8260
1,2 Dichloroethane	ug/L	< 1		012711	1	EPA8260
Trichloroethene	ug/L	< 1		012711	1	EPA8260
1,2 Dichloropropane	ug/L	< 1		012711	1	EPA8260
Bromodichloromethane	ug/L	< 1		012711	1	EPA8260
c-1,3Dichloropropene	ug/L	< 1		012711	1	EPA8260
Toluene	ug/L	< 1		012711	1	EPA8260
t-1,3Dichloropropene	ug/L	< 1		012711	1	EPA8260
112 Trichloroethane	ug/L	< 1		012711	1	EPA8260
Tetrachloroethene	ug/L	< 1		012711	1	EPA8260
Chlorodibromomethane	ug/L	< 1		012711	1	EPA8260

cc:Ernie Wu

LRL=laboratory Reporting Limit

REMARKS:

DIRECTOR



EcoTest Laboratories Inc
377 Sheffield Ave
North Babylon, NY 11703
631 422-5777

LAB NO.110354.02

01/28/11

Tetra Tech NUS, Inc., Twin Oaks I
5700 Lake Wright Drive, Suite 309
Norfolk, VA 23502

ATTN: David Brayack

PO#:66 LAB

SOURCE OF SAMPLE: NWIRP Bethpage, NY

SOURCE OF SAMPLE: CTO No.066

COLLECTED BY: Client

DATE COL'D:01/24/11 RECEIVED:01/26/11

TIME COL'D:1430

MATRIX:GW

SAMPLE: BP-VPB128-GW-608

Top Depth = 607ft, Bottom Depth = 608ft, Grab


ANALYTICAL PARAMETERS	UNITS	RESULT	DATE TIME	FLAG	OF ANALYSIS	LRL	ANALYTICAL METHOD
1,2 Dibromoethane	ug/L	< 1	012711			1	EPA8260
Chlorobenzene	ug/L	< 1	012711			1	EPA8260
Ethyl Benzene	ug/L	< 1	012711			1	EPA8260
Xylene	ug/L	< 3	012711			3	EPA8260
Styrene	ug/L	< 1	012711			1	EPA8260
Bromoform	ug/L	< 1	012711			1	EPA8260
Isopropylbenzene	ug/L	< 1	012711			1	EPA8260
1122Tetrachloroethane	ug/L	< 1	012711			1	EPA8260
1,3 Dichlorobenzene (v)	ug/L	< 1	012711			1	EPA8260
1,4 Dichlorobenzene (v)	ug/L	< 1	012711			1	EPA8260
1,2 Dichlorobenzene (v)	ug/L	< 1	012711			1	EPA8260
Dibromochloropropane	ug/L	< 1	012711			1	EPA8260
124-Trichlorobenzene (v)	ug/L	< 1	012711			1	EPA8260
ter.ButylMethylEther	ug/L	< 1	012711			1	EPA8260
Freon 113	ug/L	< 1	012711			1	EPA8260
Acetone	ug/L	10	012711			10	EPA8260
Methyl Ethyl Ketone	ug/L	< 10	012711			10	EPA8260
Methylisobutylketone	ug/L	< 10	012711			10	EPA8260
Carbon disulfide	ug/L	< 1	012711			1	EPA8260
Methyl Acetate	ug/L	< 1	012711			1	EPA8260
Cyclohexane	ug/L	< 1	012711			1	EPA8260
2-Hexanone	ug/L	< 10	012711			10	EPA8260
Methylcyclohexane	ug/L	< 1	012711			1	EPA8260

cc:Ernie Wu

LRL=laboratory Reporting Limit

REMARKS:

DIRECTOR



EcoTest Laboratories Inc
 377 Sheffield Ave
 North Babylon, NY 11703
 631 422-5777

LAB NO.110354.03

01/28/11

Tetra Tech NUS, Inc., Twin Oaks I
 5700 Lake Wright Drive, Suite 309
 Norfolk, VA 23502

ATTN: David Brayack

PO#:66 LAB

SOURCE OF SAMPLE: NWIRP Bethpage, NY

SOURCE OF SAMPLE: CTO No.066

COLLECTED BY: Client DATE COL'D:01/25/11 RECEIVED:01/26/11
 TIME COL'D:1040

MATRIX:GW

SAMPLE: BP-VPB128-GW-628

Top Depth = 627ft, Bottom Depth = 628ft, Grab

ANALYTICAL PARAMETERS	UNITS	RESULT	DATE TIME	FLAG OF ANALYSIS	LRL	ANALYTICAL METHOD
Dichlorodifluoromethane	ug/L	< 1	012711		1	EPA8260
Chloromethane	ug/L	< 1	012711		1	EPA8260
Vinyl Chloride	ug/L	< 1	012711		1	EPA8260
Bromomethane	ug/L	< 1	012711		1	EPA8260
Chloroethane	ug/L	< 1	012711		1	EPA8260
Trichlorofluoromethane	ug/L	< 1	012711		1	EPA8260
1,1 Dichloroethene	ug/L	< 1	012711		1	EPA8260
Methylene Chloride	ug/L	< 1	012711		1	EPA8260
t-1,2-Dichloroethene	ug/L	< 1	012711		1	EPA8260
1,1 Dichloroethane	ug/L	< 1	012711		1	EPA8260
c-1,2-Dichloroethene	ug/L	< 1	012711		1	EPA8260
Chloroform	ug/L	< 1	012711		1	EPA8260
111 Trichloroethane	ug/L	< 1	012711		1	EPA8260
Carbon Tetrachloride	ug/L	< 1	012711		1	EPA8260
Benzene	ug/L	< 1	012711		1	EPA8260
1,2 Dichloroethane	ug/L	< 1	012711		1	EPA8260
Trichloroethene	ug/L	< 1	012711		1	EPA8260
1,2 Dichloropropane	ug/L	< 1	012711		1	EPA8260
Bromodichloromethane	ug/L	< 1	012711		1	EPA8260
c-1,3Dichloropropene	ug/L	< 1	012711		1	EPA8260
Toluene	ug/L	< 1	012711		1	EPA8260
t-1,3Dichloropropene	ug/L	< 1	012711		1	EPA8260
112 Trichloroethane	ug/L	< 1	012711		1	EPA8260
Tetrachloroethene	ug/L	< 1	012711		1	EPA8260
Chlorodibromomethane	ug/L	< 1	012711		1	EPA8260

cc:Ernie Wu

LRL=laboratory Reporting Limit

REMARKS:

DIRECTOR 

EcoTest Laboratories Inc
377 Sheffield Ave
North Babylon, NY 11703
631 422-5777

LAB NO.110354.03

01/28/11

Tetra Tech NUS, Inc., Twin Oaks I
5700 Lake Wright Drive, Suite 309
Norfolk, VA 23502

ATTN: David Brayack

PO#:66 LAB

SOURCE OF SAMPLE: NWIRP Bethpage, NY

SOURCE OF SAMPLE: CTO No.066

COLLECTED BY: Client DATE COL'D:01/25/11 RECEIVED:01/26/11
TIME COL'D:1040

MATRIX:GW

SAMPLE: BP-VPB128-GW-628

Top Depth = 627ft, Bottom Depth = 628ft, Grab

ANALYTICAL PARAMETERS	UNITS	RESULT	DATE TIME	FLAG OF ANALYSIS	LRL	ANALYTICAL METHOD
1,2 Dibromoethane	ug/L	< 1	012711		1	EPA8260
Chlorobenzene	ug/L	< 1	012711		1	EPA8260
Ethyl Benzene	ug/L	< 1	012711		1	EPA8260
Xylene	ug/L	< 3	012711		3	EPA8260
Styrene	ug/L	< 1	012711		1	EPA8260
Bromoform	ug/L	< 1	012711		1	EPA8260
Isopropylbenzene	ug/L	< 1	012711		1	EPA8260
1122Tetrachloroethane	ug/L	< 1	012711		1	EPA8260
1,3 Dichlorobenzene (v)	ug/L	< 1	012711		1	EPA8260
1,4 Dichlorobenzene (v)	ug/L	< 1	012711		1	EPA8260
1,2 Dichlorobenzene (v)	ug/L	< 1	012711		1	EPA8260
Dibromochloropropane	ug/L	< 1	012711		1	EPA8260
124-Trichlorobenzene (v)	ug/L	< 1	012711		1	EPA8260
ter. ButylMethylEther	ug/L	< 1	012711		1	EPA8260
Freon 113	ug/L	< 1	012711		1	EPA8260
Acetone	ug/L	18	012711		10	EPA8260
Methyl Ethyl Ketone	ug/L	< 10	012711		10	EPA8260
Methylisobutylketone	ug/L	< 10	012711		10	EPA8260
Carbon disulfide	ug/L	< 1	012711		1	EPA8260
Methyl Acetate	ug/L	< 1	012711		1	EPA8260
Cyclohexane	ug/L	< 1	012711		1	EPA8260
2-Hexanone	ug/L	< 10	012711		10	EPA8260
Methylcyclohexane	ug/L	< 1	012711		1	EPA8260

cc:Ernie Wu

LRL=laboratory Reporting Limit

REMARKS:

DIRECTOR 

EcoTest Laboratories Inc
377 Sheffield Ave
North Babylon, NY 11703
631 422-5777

LAB NO.110354.04

01/28/11

Tetra Tech NUS, Inc., Twin Oaks I
5700 Lake Wright Drive, Suite 309
Norfolk, VA 23502

ATTN: David Brayack

PO#:66 LAB

SOURCE OF SAMPLE: NWIRP Bethpage, NY

SOURCE OF SAMPLE: CTO No.066

COLLECTED BY: Client DATE COL'D:01/25/11 RECEIVED:01/26/11
TIME COL'D:1315

MATRIX:GW

SAMPLE: BP-VPB128-GW-648

Top Depth = 647ft, Bottom Depth = 648ft, Grab

ANALYTICAL PARAMETERS	UNITS	RESULT	FLAG	DATE TIME	LRL	ANALYTICAL METHOD
Dichlorodifluoromethane	ug/L	0.58	J	012711	1	EPA8260
Chloromethane	ug/L	< 1		012711	1	EPA8260
Vinyl Chloride	ug/L	< 1		012711	1	EPA8260
Bromomethane	ug/L	< 1		012711	1	EPA8260
Chloroethane	ug/L	< 1		012711	1	EPA8260
Trichlorofluoromethane	ug/L	< 1		012711	1	EPA8260
1,1 Dichloroethene	ug/L	< 1		012711	1	EPA8260
Methylene Chloride	ug/L	< 1		012711	1	EPA8260
t-1,2-Dichloroethene	ug/L	< 1		012711	1	EPA8260
1,1 Dichloroethane	ug/L	< 1		012711	1	EPA8260
c-1,2-Dichloroethene	ug/L	0.44	J	012711	1	EPA8260
Chloroform	ug/L	0.85		012711	1	EPA8260
111 Trichloroethane	ug/L	< 1		012711	1	EPA8260
Carbon Tetrachloride	ug/L	< 1		012711	1	EPA8260
Benzene	ug/L	< 1		012711	1	EPA8260
1,2 Dichloroethane	ug/L	< 1		012711	1	EPA8260
Trichloroethene	ug/L	15		012711	1	EPA8260
1,2 Dichloropropane	ug/L	< 1		012711	1	EPA8260
Bromodichloromethane	ug/L	< 1		012711	1	EPA8260
c-1,3Dichloropropene	ug/L	< 1		012711	1	EPA8260
Toluene	ug/L	< 1		012711	1	EPA8260
t-1,3Dichloropropene	ug/L	< 1		012711	1	EPA8260
112 Trichloroethane	ug/L	0.27	J	012711	1	EPA8260
Tetrachloroethene	ug/L	< 1		012711	1	EPA8260
Chlorodibromomethane	ug/L	< 1		012711	1	EPA8260

cc:Ernie Wu

LRL=laboratory Reporting Limit

REMARKS:

DIRECTOR 

EcoTest Laboratories Inc
 377 Sheffield Ave
 North Babylon, NY 11703
 631 422-5777

LAB NO.110354.04

01/28/11

Tetra Tech NUS, Inc., Twin Oaks I
 5700 Lake Wright Drive, Suite 309
 Norfolk, VA 23502

ATTN: David Brayack

PO#:66 LAB

SOURCE OF SAMPLE: NWIRP Bethpage, NY

SOURCE OF SAMPLE: CTO No.066

COLLECTED BY: Client DATE COL'D:01/25/11 RECEIVED:01/26/11
 TIME COL'D:1315

MATRIX:GW

SAMPLE: BP-VPB128-GW-648

Top Depth = 647ft, Bottom Depth = 648ft, Grab


ANALYTICAL PARAMETERS	UNITS	RESULT	DATE TIME	FLAG OF ANALYSIS	LRL	ANALYTICAL METHOD
1,2 Dibromoethane	ug/L	< 1	012711		1	EPA8260
Chlorobenzene	ug/L	< 1	012711		1	EPA8260
Ethyl Benzene	ug/L	< 1	012711		1	EPA8260
Xylene	ug/L	< 3	012711		3	EPA8260
Styrene	ug/L	< 1	012711		1	EPA8260
Bromoform	ug/L	< 1	012711		1	EPA8260
Isopropylbenzene	ug/L	< 1	012711		1	EPA8260
1122Tetrachloroethane	ug/L	< 1	012711		1	EPA8260
1,3 Dichlorobenzene (v)	ug/L	< 1	012711		1	EPA8260
1,4 Dichlorobenzene (v)	ug/L	< 1	012711		1	EPA8260
1,2 Dichlorobenzene (v)	ug/L	< 1	012711		1	EPA8260
Dibromochloropropane	ug/L	< 1	012711		1	EPA8260
124-Trichlorobenzene (v)	ug/L	< 1	012711		1	EPA8260
ter.ButylMethylEther	ug/L	< 1	012711		1	EPA8260
Freon 113	ug/L	< 1	012711		1	EPA8260
Acetone	ug/L	8.5	012711		10	EPA8260
Methyl Ethyl Ketone	ug/L	< 10	012711		10	EPA8260
Methylisobutylketone	ug/L	< 10	012711		10	EPA8260
Carbon disulfide	ug/L	< 1	012711		1	EPA8260
Methyl Acetate	ug/L	< 1	012711		1	EPA8260
Cyclohexane	ug/L	< 1	012711		1	EPA8260
2-Hexanone	ug/L	< 10	012711		10	EPA8260
Methylcyclohexane	ug/L	< 1	012711		1	EPA8260

cc:Ernie Wu

LRL=laboratory Reporting Limit

REMARKS:

DIRECTOR



EcoTest Laboratories Inc
 377 Sheffield Ave
 North Babylon, NY 11703
 631 422-5777

LAB NO.110354.05

01/28/11

Tetra Tech NUS, Inc., Twin Oaks I
 5700 Lake Wright Drive, Suite 309
 Norfolk, VA 23502

ATTN: David Brayack

PO#:66 LAB

SOURCE OF SAMPLE: NWIRP Bethpage, NY

SOURCE OF SAMPLE: CTO No.066

COLLECTED BY: Client

DATE COL'D:01/25/11 RECEIVED:01/26/11

TIME COL'D:1500

MATRIX:GW

SAMPLE: BP-VPB128-GW-668

Top Depth = 667ft, Bottom Depth = 668ft, Grab


ANALYTICAL PARAMETERS	UNITS	RESULT	FLAG	DATE TIME	LRL	ANALYTICAL METHOD
Dichlorodifluoromethane	ug/L	< 1		012711	1	EPA8260
Chloromethane	ug/L	< 1		012711	1	EPA8260
Vinyl Chloride	ug/L	< 1		012711	1	EPA8260
Bromomethane	ug/L	< 1		012711	1	EPA8260
Chloroethane	ug/L	< 1		012711	1	EPA8260
Trichlorofluoromethane	ug/L	< 1		012711	1	EPA8260
1,1 Dichloroethene	ug/L	< 1		012711	1	EPA8260
Methylene Chloride	ug/L	< 1		012711	1	EPA8260
t-1,2-Dichloroethene	ug/L	< 1		012711	1	EPA8260
1,1 Dichloroethane	ug/L	< 1		012711	1	EPA8260
c-1,2-Dichloroethene	ug/L	< 1		012711	1	EPA8260
Chloroform	ug/L	< 1		012711	1	EPA8260
111 Trichloroethane	ug/L	< 1		012711	1	EPA8260
Carbon Tetrachloride	ug/L	0.4	J	012711	1	EPA8260
Benzene	ug/L	< 1		012711	1	EPA8260
1,2 Dichloroethane	ug/L	< 1		012711	1	EPA8260
Trichloroethene	ug/L	21		012711	1	EPA8260
1,2 Dichloropropane	ug/L	< 1		012711	1	EPA8260
Bromodichloromethane	ug/L	< 1		012711	1	EPA8260
c-1,3Dichloropropene	ug/L	< 1		012711	1	EPA8260
Toluene	ug/L	< 1		012711	1	EPA8260
t-1,3Dichloropropene	ug/L	< 1		012711	1	EPA8260
112 Trichloroethane	ug/L	< 1		012711	1	EPA8260
Tetrachloroethene	ug/L	< 1		012711	1	EPA8260
Chlorodibromomethane	ug/L	< 1		012711	1	EPA8260

cc:Ernie Wu

LRL=laboratory Reporting Limit

REMARKS:

DIRECTOR



EcoTest Laboratories Inc
 377 Sheffield Ave
 North Babylon, NY 11703
 631 422-5777

LAB NO.110354.05

01/28/11

Tetra Tech NUS, Inc., Twin Oaks I
 5700 Lake Wright Drive, Suite 309
 Norfolk, VA 23502

ATTN: David Brayack

PO#:66 LAB

SOURCE OF SAMPLE: NWIRP Bethpage, NY

SOURCE OF SAMPLE: CTO No.066

COLLECTED BY: Client

DATE COL'D:01/25/11 RECEIVED:01/26/11

TIME COL'D:1500

MATRIX:GW

SAMPLE: BP-VPB128-GW-668

Top Depth = 667ft, Bottom Depth = 668ft, Grab


ANALYTICAL PARAMETERS	UNITS	RESULT	DATE TIME	FLAG OF ANALYSIS	LRL	ANALYTICAL METHOD
1,2 Dibromoethane	ug/L	< 1	012711		1	EPA8260
Chlorobenzene	ug/L	< 1	012711		1	EPA8260
Ethyl Benzene	ug/L	< 1	012711		1	EPA8260
Xylene	ug/L	< 3	012711		3	EPA8260
Styrene	ug/L	< 1	012711		1	EPA8260
Bromoform	ug/L	< 1	012711		1	EPA8260
Isopropylbenzene	ug/L	< 1	012711		1	EPA8260
1,1,2,2-Tetrachloroethane	ug/L	< 1	012711		1	EPA8260
1,3 Dichlorobenzene (v)	ug/L	< 1	012711		1	EPA8260
1,4 Dichlorobenzene (v)	ug/L	< 1	012711		1	EPA8260
1,2 Dichlorobenzene (v)	ug/L	< 1	012711		1	EPA8260
Dibromochloropropane	ug/L	< 1	012711		1	EPA8260
1,2,4-Trichlorobenzene (v)	ug/L	< 1	012711		1	EPA8260
ter. Butyl Methyl Ether	ug/L	< 1	012711		1	EPA8260
Freon 113	ug/L	< 1	012711		1	EPA8260
Acetone	ug/L	5.9	012711		10	EPA8260
Methyl Ethyl Ketone	ug/L	< 10	012711		10	EPA8260
Methyl isobutyl ketone	ug/L	< 10	012711		10	EPA8260
Carbon disulfide	ug/L	< 1	012711		1	EPA8260
Methyl Acetate	ug/L	< 1	012711		1	EPA8260
Cyclohexane	ug/L	< 1	012711		1	EPA8260
2-Hexanone	ug/L	< 10	012711		10	EPA8260
Methylcyclohexane	ug/L	< 1	012711		1	EPA8260

cc:Ernie Wu

LRL=laboratory Reporting Limit

REMARKS:

DIRECTOR



EcoTest Laboratories Inc
 377 Sheffield Ave
 North Babylon, NY 11703
 631 422-5777

LAB NO.110354.06

01/28/11

Tetra Tech NUS, Inc., Twin Oaks I
 5700 Lake Wright Drive, Suite 309
 Norfolk, VA 23502

ATTN: David Brayack

PO#:66 LAB

SOURCE OF SAMPLE: NWIRP Bethpage, NY

SOURCE OF SAMPLE: CTO No.066

COLLECTED BY: Client

DATE COL'D:01/26/11 RECEIVED:01/26/11

TIME COL'D:1030

MATRIX:GW

SAMPLE: BP-VPB128-GW-688

Top Depth = 687ft, Bottom Depth = 688ft, Grab

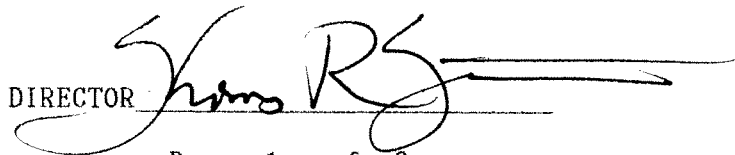
ANALYTICAL PARAMETERS	UNITS	RESULT	FLAG	DATE TIME	LRL	ANALYTICAL METHOD
Dichlorodifluoromethane	ug/L	< 1		012711	1	EPA8260
Chloromethane	ug/L	< 1		012711	1	EPA8260
Vinyl Chloride	ug/L	< 1		012711	1	EPA8260
Bromomethane	ug/L	< 1		012711	1	EPA8260
Chloroethane	ug/L	< 1		012711	1	EPA8260
Trichlorofluoromethane	ug/L	< 1		012711	1	EPA8260
1,1 Dichloroethene	ug/L	< 1		012711	1	EPA8260
Methylene Chloride	ug/L	< 1		012711	1	EPA8260
t-1,2-Dichloroethene	ug/L	< 1		012711	1	EPA8260
1,1 Dichloroethane	ug/L	< 1		012711	1	EPA8260
c-1,2-Dichloroethene	ug/L	0.24	J	012711	1	EPA8260
Chloroform	ug/L	0.19	J	012711	1	EPA8260
111 Trichloroethane	ug/L	< 1		012711	1	EPA8260
Carbon Tetrachloride	ug/L	< 1		012711	1	EPA8260
Benzene	ug/L	< 1		012711	1	EPA8260
1,2 Dichloroethane	ug/L	< 1		012711	1	EPA8260
Trichloroethene	ug/L	11		012711	1	EPA8260
1,2 Dichloropropane	ug/L	< 1		012711	1	EPA8260
Bromodichloromethane	ug/L	< 1		012711	1	EPA8260
c-1,3Dichloropropene	ug/L	< 1		012711	1	EPA8260
Toluene	ug/L	< 1		012711	1	EPA8260
t-1,3Dichloropropene	ug/L	< 1		012711	1	EPA8260
112 Trichloroethane	ug/L	< 1		012711	1	EPA8260
Tetrachloroethene	ug/L	< 1		012711	1	EPA8260
Chlorodibromomethane	ug/L	< 1		012711	1	EPA8260

cc:Ernie Wu

LRL=laboratory Reporting Limit

REMARKS:

DIRECTOR



EcoTest Laboratories Inc
 377 Sheffield Ave
 North Babylon, NY 11703
 631 422-5777

LAB NO.110354.06

01/28/11

Tetra Tech NUS, Inc., Twin Oaks I
 5700 Lake Wright Drive, Suite 309
 Norfolk, VA 23502

ATTN: David Brayack

PO#:66 LAB

SOURCE OF SAMPLE: NWIRP Bethpage, NY

SOURCE OF SAMPLE: CTO No.066

COLLECTED BY: Client DATE COL'D:01/26/11 RECEIVED:01/26/11
 TIME COL'D:1030

MATRIX:GW

SAMPLE: BP-VPB128-GW-688

Top Depth = 687ft, Bottom Depth = 688ft, Grab

ANALYTICAL PARAMETERS	UNITS	RESULT	DATE TIME	FLAG OF ANALYSIS	LRL	ANALYTICAL METHOD
1,2 Dibromoethane	ug/L	< 1	012711		1	EPA8260
Chlorobenzene	ug/L	< 1	012711		1	EPA8260
Ethyl Benzene	ug/L	< 1	012711		1	EPA8260
Xylene	ug/L	< 3	012711		3	EPA8260
Styrene	ug/L	< 1	012711		1	EPA8260
Bromoform	ug/L	< 1	012711		1	EPA8260
Isopropylbenzene	ug/L	< 1	012711		1	EPA8260
1122Tetrachloroethane	ug/L	< 1	012711		1	EPA8260
1,3 Dichlorobenzene (v)	ug/L	< 1	012711		1	EPA8260
1,4 Dichlorobenzene (v)	ug/L	< 1	012711		1	EPA8260
1,2 Dichlorobenzene (v)	ug/L	< 1	012711		1	EPA8260
Dibromochloropropane	ug/L	< 1	012711		1	EPA8260
124-Trichlorobenzene (v)	ug/L	< 1	012711		1	EPA8260
ter. ButylMethylEther	ug/L	< 1	012711		1	EPA8260
Freon 113	ug/L	< 1	012711		1	EPA8260
Acetone	ug/L	17	012711		10	EPA8260
Methyl Ethyl Ketone	ug/L	0.88	012711	J	10	EPA8260
Methylisobutylketone	ug/L	< 10	012711		10	EPA8260
Carbon disulfide	ug/L	< 1	012711		1	EPA8260
Methyl Acetate	ug/L	< 1	012711		1	EPA8260
Cyclohexane	ug/L	< 1	012711		1	EPA8260
2-Hexanone	ug/L	< 10	012711		10	EPA8260
Methylcyclohexane	ug/L	< 1	012711		1	EPA8260

cc:Ernie Wu

LRL=laboratory Reporting Limit

REMARKS:

DIRECTOR 

EcoTest Laboratories Inc
 377 Sheffield Ave
 North Babylon, NY 11703
 631 422-5777

LAB NO.110376.02

02/01/11

Tetra Tech NUS, Inc., Twin Oaks I
 5700 Lake Wright Drive, Suite 309
 Norfolk, VA 23502

ATTN: David Brayack

PO#:66 LAB

SOURCE OF SAMPLE: NWIRP Bethpage, NY

SOURCE OF SAMPLE: CTO No.066

COLLECTED BY: Client

DATE COL'D:01/28/11 RECEIVED:01/28/11

TIME COL'D:0930

MATRIX:QC

SAMPLE: BP-VPB-SW-012811 (source water from hydrant)
 Top Depth = ft, Bottom Depth = ft, Grab


ANALYTICAL PARAMETERS	UNITS	RESULT	DATE TIME	FLAG OF ANALYSIS	LRL	ANALYTICAL METHOD
Dichlorodifluoromethane	ug/L	< 1	013111		1	EPA8260
Chloromethane	ug/L	< 1	013111		1	EPA8260
Vinyl Chloride	ug/L	< 1	013111		1	EPA8260
Bromomethane	ug/L	< 1	013111		1	EPA8260
Chloroethane	ug/L	< 1	013111		1	EPA8260
Trichlorofluoromethane	ug/L	< 1	013111		1	EPA8260
1,1 Dichloroethene	ug/L	< 1	013111		1	EPA8260
Methylene Chloride	ug/L	< 1	013111		1	EPA8260
t-1,2-Dichloroethene	ug/L	< 1	013111		1	EPA8260
1,1 Dichloroethane	ug/L	< 1	013111		1	EPA8260
c-1,2-Dichloroethene	ug/L	< 1	013111		1	EPA8260
Chloroform	ug/L	< 1	013111		1	EPA8260
111 Trichloroethane	ug/L	< 1	013111		1	EPA8260
Carbon Tetrachloride	ug/L	< 1	013111		1	EPA8260
Benzene	ug/L	< 1	013111		1	EPA8260
1,2 Dichloroethane	ug/L	< 1	013111		1	EPA8260
Trichloroethene	ug/L	0.49	013111	J	1	EPA8260
1,2 Dichloropropane	ug/L	< 1	013111		1	EPA8260
Bromodichloromethane	ug/L	< 1	013111		1	EPA8260
c-1,3Dichloropropene	ug/L	< 1	013111		1	EPA8260
Toluene	ug/L	< 1	013111		1	EPA8260
t-1,3Dichloropropene	ug/L	< 1	013111		1	EPA8260
112 Trichloroethane	ug/L	< 1	013111		1	EPA8260
Tetrachloroethene	ug/L	< 1	013111		1	EPA8260
Chlorodibromomethane	ug/L	0.25	013111	J	1	EPA8260

cc:Ernie Wu

LRL=laboratory Reporting Limit

REMARKS:

DIRECTOR



EcoTest Laboratories Inc
 377 Sheffield Ave
 North Babylon, NY 11703
 631 422-5777

LAB NO.110376.02

02/01/11

Tetra Tech NUS, Inc., Twin Oaks I
 5700 Lake Wright Drive, Suite 309
 Norfolk, VA 23502

ATTN: David Brayack

PO#:66 LAB

SOURCE OF SAMPLE: NWIRP Bethpage, NY

SOURCE OF SAMPLE: CTO No.066

COLLECTED BY: Client

DATE COL'D:01/28/11 RECEIVED:01/28/11

TIME COL'D:0930

MATRIX:QC

SAMPLE: BP-VPB-SW-012811 (source water from hydrant)
 Top Depth = ft, Bottom Depth = ft, Grab


ANALYTICAL PARAMETERS	UNITS	RESULT	DATE TIME	FLAG	OF ANALYSIS	LRL	ANALYTICAL METHOD
1,2 Dibromoethane	ug/L	< 1	013111			1	EPA8260
Chlorobenzene	ug/L	< 1	013111			1	EPA8260
Ethyl Benzene	ug/L	< 1	013111			1	EPA8260
Xylene	ug/L	< 3	013111			3	EPA8260
Styrene	ug/L	< 1	013111			1	EPA8260
Bromoform	ug/L	0.85	013111			1	EPA8260
Isopropylbenzene	ug/L	< 1	013111			1	EPA8260
1122Tetrachloroethane	ug/L	< 1	013111			1	EPA8260
1,3 Dichlorobenzene (v)	ug/L	< 1	013111			1	EPA8260
1,4 Dichlorobenzene (v)	ug/L	< 1	013111			1	EPA8260
1,2 Dichlorobenzene (v)	ug/L	< 1	013111			1	EPA8260
Dibromochloropropane	ug/L	< 1	013111			1	EPA8260
124-Trichlorobenzene (v)	ug/L	< 1	013111			1	EPA8260
ter. ButylMethylEther	ug/L	< 1	013111			1	EPA8260
Freon 113	ug/L	< 1	013111			1	EPA8260
Acetone	ug/L	< 10	013111			10	EPA8260
Methyl Ethyl Ketone	ug/L	< 10	013111			10	EPA8260
Methylisobutylketone	ug/L	< 10	013111			10	EPA8260
Carbon disulfide	ug/L	< 1	013111			1	EPA8260
Methyl Acetate	ug/L	< 1	013111			1	EPA8260
Cyclohexane	ug/L	< 1	013111			1	EPA8260
2-Hexanone	ug/L	< 10	013111			10	EPA8260
Methylcyclohexane	ug/L	< 1	013111			1	EPA8260

cc:Ernie Wu

LRL=laboratory Reporting Limit

REMARKS:

DIRECTOR



EcoTest Laboratories Inc
 377 Sheffield Ave
 North Babylon, NY 11703
 631 422-5777

LAB NO.110376.03

02/01/11

Tetra Tech NUS, Inc., Twin Oaks I
 5700 Lake Wright Drive, Suite 309
 Norfolk, VA 23502

ATTN: David Brayack

PO#:66 LAB

SOURCE OF SAMPLE: NWIRP Bethpage, NY

SOURCE OF SAMPLE: CTO No.066

COLLECTED BY: Client

DATE COL'D:01/28/11 RECEIVED:01/28/11

TIME COL'D:1100

MATRIX:GW

SAMPLE: BP-VPB128-GW-728

Top Depth = 727ft, Bottom Depth = 728ft, Grab


ANALYTICAL PARAMETERS	UNITS	RESULT	DATE TIME	FLAG OF ANALYSIS	LRL	ANALYTICAL METHOD
Dichlorodifluoromethane	ug/L	< 1	013111		1	EPA8260
Chloromethane	ug/L	< 1	013111		1	EPA8260
Vinyl Chloride	ug/L	< 1	013111		1	EPA8260
Bromomethane	ug/L	< 1	013111		1	EPA8260
Chloroethane	ug/L	< 1	013111		1	EPA8260
Trichlorofluoromethane	ug/L	< 1	013111		1	EPA8260
1,1 Dichloroethene	ug/L	< 1	013111		1	EPA8260
Methylene Chloride	ug/L	< 1	013111		1	EPA8260
t-1,2-Dichloroethene	ug/L	< 1	013111		1	EPA8260
1,1 Dichloroethane	ug/L	< 1	013111		1	EPA8260
c-1,2-Dichloroethene	ug/L	< 1	013111		1	EPA8260
Chloroform	ug/L	< 1	013111		1	EPA8260
111 Trichloroethane	ug/L	< 1	013111		1	EPA8260
Carbon Tetrachloride	ug/L	< 1	013111		1	EPA8260
Benzene	ug/L	< 1	013111		1	EPA8260
1,2 Dichloroethane	ug/L	< 1	013111		1	EPA8260
Trichloroethene	ug/L	4	013111		1	EPA8260
1,2 Dichloropropane	ug/L	< 1	013111		1	EPA8260
Bromodichloromethane	ug/L	< 1	013111		1	EPA8260
c-1,3Dichloropropene	ug/L	< 1	013111		1	EPA8260
Toluene	ug/L	0.27	013111	J	1	EPA8260
t-1,3Dichloropropene	ug/L	< 1	013111		1	EPA8260
112 Trichloroethane	ug/L	< 1	013111		1	EPA8260
Tetrachloroethene	ug/L	< 1	013111		1	EPA8260
Chlorodibromomethane	ug/L	< 1	013111		1	EPA8260

cc:Ernie Wu

LRL=laboratory Reporting Limit

REMARKS:

DIRECTOR



EcoTest Laboratories Inc
 377 Sheffield Ave
 North Babylon, NY 11703
 631 422-5777

LAB NO.110376.03

02/01/11

Tetra Tech NUS, Inc., Twin Oaks I
 5700 Lake Wright Drive, Suite 309
 Norfolk, VA 23502

ATTN: David Brayack

PO#:66 LAB

SOURCE OF SAMPLE: NWIRP Bethpage, NY

SOURCE OF SAMPLE: CTO No.066

COLLECTED BY: Client

DATE COL'D:01/28/11 RECEIVED:01/28/11

TIME COL'D:1100

MATRIX:GW

SAMPLE: BP-VPB128-GW-728

Top Depth = 727ft, Bottom Depth = 728ft, Grab


ANALYTICAL PARAMETERS	UNITS	RESULT	DATE TIME	FLAG	OF ANALYSIS	LRL	ANALYTICAL METHOD
1,2 Dibromoethane	ug/L	< 1	013111			1	EPA8260
Chlorobenzene	ug/L	< 1	013111			1	EPA8260
Ethyl Benzene	ug/L	< 1	013111			1	EPA8260
Xylene	ug/L	< 3	013111			3	EPA8260
Styrene	ug/L	< 1	013111			1	EPA8260
Bromoform	ug/L	< 1	013111			1	EPA8260
Isopropylbenzene	ug/L	< 1	013111			1	EPA8260
1122Tetrachloroethane	ug/L	< 1	013111			1	EPA8260
1,3 Dichlorobenzene (v)	ug/L	< 1	013111			1	EPA8260
1,4 Dichlorobenzene (v)	ug/L	< 1	013111			1	EPA8260
1,2 Dichlorobenzene (v)	ug/L	< 1	013111			1	EPA8260
Dibromochloropropane	ug/L	< 1	013111			1	EPA8260
124-Trichlorobenzene (v)	ug/L	< 1	013111			1	EPA8260
ter. ButylMethylEther	ug/L	< 1	013111			1	EPA8260
Freon 113	ug/L	< 1	013111			1	EPA8260
Acetone	ug/L	24	013111			10	EPA8260
Methyl Ethyl Ketone	ug/L	2.1	013111	J		10	EPA8260
Methylisobutylketone	ug/L	< 1	013111			10	EPA8260
Carbon disulfide	ug/L	0.22	013111	J		1	EPA8260
Methyl Acetate	ug/L	< 1	013111			1	EPA8260
Cyclohexane	ug/L	< 1	013111			1	EPA8260
2-Hexanone	ug/L	< 10	013111			10	EPA8260
Methylcyclohexane	ug/L	< 1	013111			1	EPA8260

cc:Ernie Wu

LRL=laboratory Reporting Limit

REMARKS:

DIRECTOR



EcoTest Laboratories Inc
377 Sheffield Ave
North Babylon, NY 11703
631 422-5777

LAB NO.110437.02

02/03/11

Tetra Tech NUS, Inc., Twin Oaks I
 5700 Lake Wright Drive, Suite 309
 Norfolk, VA 23502

ATTN: David Brayack

PO#:66 LAB

SOURCE OF SAMPLE: NWIRP Bethpage, NY

SOURCE OF SAMPLE: CTO No.066

COLLECTED BY: Client

DATE COL'D:01/31/11 RECEIVED:02/02/11

TIME COL'D:1230

MATRIX:GW

SAMPLE: BP-VPB128-GW-748

Top Depth = 747ft, Bottom Depth = 748ft, Grab

ANALYTICAL PARAMETERS	UNITS	RESULT	DATE	TIME	FLAG	OF ANALYSIS	LRL	ANALYTICAL METHOD
Dichlorodifluoromethane	ug/L	< 1	020211				1	EPA8260
Chloromethane	ug/L	< 1	020211				1	EPA8260
Vinyl Chloride	ug/L	< 1	020211				1	EPA8260
Bromomethane	ug/L	< 1	020211				1	EPA8260
Chloroethane	ug/L	< 1	020211				1	EPA8260
Trichlorofluoromethane	ug/L	< 1	020211				1	EPA8260
1,1 Dichloroethene	ug/L	< 1	020211				1	EPA8260
Methylene Chloride	ug/L	< 1	020211				1	EPA8260
t-1,2-Dichloroethene	ug/L	< 1	020211				1	EPA8260
1,1 Dichloroethane	ug/L	< 1	020211				1	EPA8260
c-1,2-Dichloroethene	ug/L	< 1	020211				1	EPA8260
Chloroform	ug/L	< 1	020211				1	EPA8260
111 Trichloroethane	ug/L	< 1	020211				1	EPA8260
Carbon Tetrachloride	ug/L	< 1	020211				1	EPA8260
Benzene	ug/L	< 1	020211				1	EPA8260
1,2 Dichloroethane	ug/L	< 1	020211				1	EPA8260
Trichloroethene	ug/L	4	020211				1	EPA8260
1,2 Dichloropropane	ug/L	< 1	020211				1	EPA8260
Bromodichloromethane	ug/L	< 1	020211				1	EPA8260
c-1,3Dichloropropene	ug/L	< 1	020211				1	EPA8260
Toluene	ug/L	0.17	020211		J		1	EPA8260
t-1,3Dichloropropene	ug/L	< 1	020211				1	EPA8260
112 Trichloroethane	ug/L	< 1	020211				1	EPA8260
Tetrachloroethene	ug/L	< 1	020211				1	EPA8260
Chlorodibromomethane	ug/L	< 1	020211				1	EPA8260

cc:

LRL=laboratory Reporting Limit

REMARKS:

DIRECTOR

EcoTest Laboratories Inc
377 Sheffield Ave
North Babylon, NY 11703
631 422-5777

LAB NO.110437.02

02/03/11

Tetra Tech NUS, Inc., Twin Oaks I
5700 Lake Wright Drive, Suite 309
Norfolk, VA 23502

ATTN: David Brayack

PO#:66 LAB

SOURCE OF SAMPLE: NWIRP Bethpage, NY

SOURCE OF SAMPLE: CTO No.066

COLLECTED BY: Client DATE COL'D:01/31/11 RECEIVED:02/02/11

TIME COL'D:1230

MATRIX:GW

SAMPLE: BP-VPB128-GW-748

Top Depth = 747ft, Bottom Depth = 748ft, Grab


ANALYTICAL PARAMETERS	UNITS	RESULT	DATE	TIME	FLAG	OF ANALYSIS	LRL	ANALYTICAL METHOD
1,2 Dibromoethane	ug/L	< 1	020211				1	EPA8260
Chlorobenzene	ug/L	< 1	020211				1	EPA8260
Ethyl Benzene	ug/L	< 1	020211				1	EPA8260
Xylene	ug/L	< 3	020211				3	EPA8260
Styrene	ug/L	< 1	020211				1	EPA8260
Bromoform	ug/L	< 1	020211				1	EPA8260
Isopropylbenzene	ug/L	< 1	020211				1	EPA8260
1122Tetrachloroethane	ug/L	< 1	020211				1	EPA8260
1,3 Dichlorobenzene (v)	ug/L	< 1	020211				1	EPA8260
1,4 Dichlorobenzene (v)	ug/L	< 1	020211				1	EPA8260
1,2 Dichlorobenzene (v)	ug/L	< 1	020211				1	EPA8260
Dibromochloropropane	ug/L	< 1	020211				1	EPA8260
124-Trichlorobenzene (v)	ug/L	< 1	020211				1	EPA8260
ter. ButylMethylEther	ug/L	< 1	020211				1	EPA8260
Freon 113	ug/L	< 1	020211				1	EPA8260
Acetone	ug/L	17	020211				10	EPA8260
Methyl Ethyl Ketone	ug/L	2	020211		J		10	EPA8260
Methylisobutylketone	ug/L	< 10	020211				10	EPA8260
Carbon disulfide	ug/L	< 1	020211				1	EPA8260
Methyl Acetate	ug/L	< 1	020211				1	EPA8260
Cyclohexane	ug/L	< 1	020211				1	EPA8260
2-Hexanone	ug/L	< 10	020211				10	EPA8260
Methylcyclohexane	ug/L	< 1	020211				1	EPA8260

cc:

LRL=laboratory Reporting Limit

REMARKS:

DIRECTOR



EcoTest Laboratories Inc
377 Sheffield Ave
North Babylon, NY 11703
631 422-5777

LAB NO.110437.03

02/03/11

Tetra Tech NUS, Inc., Twin Oaks I
 5700 Lake Wright Drive, Suite 309
 Norfolk, VA 23502

ATTN: David Brayack

PO#:66 LAB

SOURCE OF SAMPLE: NWIRP Bethpage, NY

SOURCE OF SAMPLE: CTO No.066

COLLECTED BY: Client DATE COL'D:02/01/11 RECEIVED:02/02/11

TIME COL'D:1015

MATRIX:GW

SAMPLE: BP-VPB128-GW-788

Top Depth = 787ft, Bottom Depth = 788ft, Grab

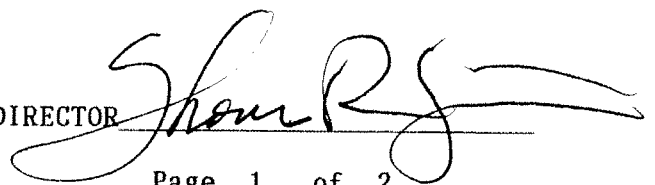
ANALYTICAL PARAMETERS	UNITS	RESULT	DATE	TIME	FLAG	OF ANALYSIS	LRL	ANALYTICAL METHOD
Dichlorodifluoromethane	ug/L	< 1	020211				1	EPA8260
Chloromethane	ug/L	< 1	020211				1	EPA8260
Vinyl Chloride	ug/L	< 1	020211				1	EPA8260
Bromomethane	ug/L	< 1	020211				1	EPA8260
Chloroethane	ug/L	< 1	020211				1	EPA8260
Trichlorofluoromethane	ug/L	< 1	020211				1	EPA8260
1,1 Dichloroethene	ug/L	< 1	020211				1	EPA8260
Methylene Chloride	ug/L	< 1	020211				1	EPA8260
t-1,2-Dichloroethene	ug/L	< 1	020211				1	EPA8260
1,1 Dichloroethane	ug/L	< 1	020211				1	EPA8260
c-1,2-Dichloroethene	ug/L	< 1	020211				1	EPA8260
Chloroform	ug/L	< 1	020211				1	EPA8260
111 Trichloroethane	ug/L	< 1	020211				1	EPA8260
Carbon Tetrachloride	ug/L	< 1	020211				1	EPA8260
Benzene	ug/L	< 1	020211				1	EPA8260
1,2 Dichloroethane	ug/L	< 1	020211				1	EPA8260
Trichloroethene	ug/L	0.29	020211		J		1	EPA8260
1,2 Dichloropropane	ug/L	< 1	020211				1	EPA8260
Bromodichloromethane	ug/L	< 1	020211				1	EPA8260
c-1,3Dichloropropene	ug/L	< 1	020211				1	EPA8260
Toluene	ug/L	0.17	020211		J		1	EPA8260
t-1,3Dichloropropene	ug/L	< 1	020211				1	EPA8260
112 Trichloroethane	ug/L	< 1	020211				1	EPA8260
Tetrachloroethene	ug/L	< 1	020211				1	EPA8260
Chlorodibromomethane	ug/L	< 1	020211				1	EPA8260

cc:

LRL=laboratory Reporting Limit

REMARKS:

DIRECTOR



EcoTest Laboratories Inc
377 Sheffield Ave
North Babylon, NY 11703
631 422-5777

LAB NO.110437.03

02/03/11

Tetra Tech NUS, Inc., Twin Oaks I
 5700 Lake Wright Drive, Suite 309
 Norfolk, VA 23502

ATTN: David Brayack

PO#:66 LAB

SOURCE OF SAMPLE: NWIRP Bethpage, NY

SOURCE OF SAMPLE: CTO No.066

COLLECTED BY: Client

DATE COL'D:02/01/11 RECEIVED:02/02/11

TIME COL'D:1015

MATRIX:GW

SAMPLE: BP-VPB128-GW-788

Top Depth = 787ft, Bottom Depth = 788ft, Grab

ANALYTICAL PARAMETERS	UNITS	RESULT	DATE TIME	FLAG	OF ANALYSIS	LRL	ANALYTICAL METHOD
1,2 Dibromoethane	ug/L	< 1	020211			1	EPA8260
Chlorobenzene	ug/L	< 1	020211			1	EPA8260
Ethyl Benzene	ug/L	< 1	020211			1	EPA8260
Xylene	ug/L	< 3	020211			3	EPA8260
Styrene	ug/L	< 1	020211			1	EPA8260
Bromoform	ug/L	< 1	020211			1	EPA8260
Isopropylbenzene	ug/L	< 1	020211			1	EPA8260
1122Tetrachloroethane	ug/L	< 1	020211			1	EPA8260
1,3 Dichlorobenzene (v)	ug/L	< 1	020211			1	EPA8260
1,4 Dichlorobenzene (v)	ug/L	< 1	020211			1	EPA8260
1,2 Dichlorobenzene (v)	ug/L	< 1	020211			1	EPA8260
Dibromochloropropane	ug/L	< 1	020211			1	EPA8260
124-Trichlorobenzene (v)	ug/L	< 1	020211			1	EPA8260
ter. ButylMethylEther	ug/L	< 1	020211			1	EPA8260
Freon 113	ug/L	< 1	020211			1	EPA8260
Acetone	ug/L	15	020211			10	EPA8260
Methyl Ethyl Ketone	ug/L	1.6	020211	J		10	EPA8260
Methylisobutylketone	ug/L	< 10	020211			10	EPA8260
Carbon disulfide	ug/L	< 1	020211			1	EPA8260
Methyl Acetate	ug/L	< 1	020211			1	EPA8260
Cyclohexane	ug/L	< 1	020211			1	EPA8260
2-Hexanone	ug/L	< 10	020211			10	EPA8260
Methylcyclohexane	ug/L	< 1	020211			1	EPA8260

cc:

LRL=laboratory Reporting Limit

REMARKS:

DIRECTOR 

EcoTest Laboratories Inc
377 Sheffield Ave
North Babylon, NY 11703
631 422-5777

LAB NO.110437.04

02/03/11

Tetra Tech NUS, Inc., Twin Oaks I
 5700 Lake Wright Drive, Suite 309
 Norfolk, VA 23502

ATTN: David Brayack

PO#:66 LAB

SOURCE OF SAMPLE: NWIRP Bethpage, NY

SOURCE OF SAMPLE: CTO No.066

COLLECTED BY: Client

DATE COL'D:02/01/11 RECEIVED:02/02/11

TIME COL'D:1230

MATRIX:GW

SAMPLE: BP-VPB128-GW-808

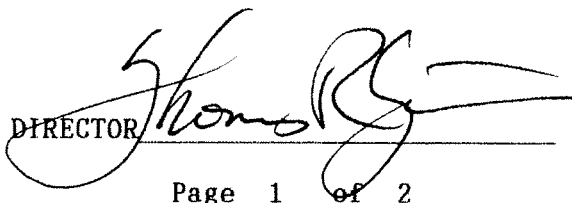
Top Depth = 807ft, Bottom Depth = 808ft, Grab

ANALYTICAL PARAMETERS	UNITS	RESULT	DATE	TIME	FLAG	OF ANALYSIS	LRL	ANALYTICAL METHOD
Dichlorodifluoromethane	ug/L	< 1	020211				1	EPA8260
Chloromethane	ug/L	< 1	020211				1	EPA8260
Vinyl Chloride	ug/L	< 1	020211				1	EPA8260
Bromomethane	ug/L	< 1	020211				1	EPA8260
Chloroethane	ug/L	< 1	020211				1	EPA8260
Trichlorofluoromethane	ug/L	< 1	020211				1	EPA8260
1,1 Dichloroethene	ug/L	< 1	020211				1	EPA8260
Methylene Chloride	ug/L	< 1	020211				1	EPA8260
t-1,2-Dichloroethene	ug/L	< 1	020211				1	EPA8260
1,1 Dichloroethane	ug/L	< 1	020211				1	EPA8260
c-1,2-Dichloroethene	ug/L	< 1	020211				1	EPA8260
Chloroform	ug/L	< 1	020211				1	EPA8260
111 Trichloroethane	ug/L	< 1	020211				1	EPA8260
Carbon Tetrachloride	ug/L	< 1	020211				1	EPA8260
Benzene	ug/L	< 1	020211				1	EPA8260
1,2 Dichloroethane	ug/L	< 1	020211				1	EPA8260
Trichloroethene	ug/L	0.23	020211		J		1	EPA8260
1,2 Dichloropropane	ug/L	< 1	020211				1	EPA8260
Bromodichloromethane	ug/L	< 1	020211				1	EPA8260
c-1,3Dichloropropene	ug/L	< 1	020211				1	EPA8260
Toluene	ug/L	0.19	020211		J		1	EPA8260
t-1,3Dichloropropene	ug/L	< 1	020211				1	EPA8260
112 Trichloroethane	ug/L	< 1	020211				1	EPA8260
Tetrachloroethene	ug/L	< 1	020211				1	EPA8260
Chlorodibromomethane	ug/L	< 1	020211				1	EPA8260

cc:

LRL=laboratory Reporting Limit

REMARKS:


 DIRECTOR

EcoTest Laboratories Inc
377 Sheffield Ave
North Babylon, NY 11703
631 422-5777

LAB NO.110437.04

02/03/11

Tetra Tech NUS, Inc., Twin Oaks I
5700 Lake Wright Drive, Suite 309
Norfolk, VA 23502

ATTN: David Brayack

PO#:66 LAB

SOURCE OF SAMPLE: NWIRP Bethpage, NY

SOURCE OF SAMPLE: CTO No.066

COLLECTED BY: Client

DATE COL'D:02/01/11 RECEIVED:02/02/11

TIME COL'D:1230

MATRIX:GW

SAMPLE: BP-VPB128-GW-808

Top Depth = 807ft, Bottom Depth = 808ft, Grab

ANALYTICAL PARAMETERS	UNITS	RESULT	DATE	TIME	FLAG	OF ANALYSIS	LRL	ANALYTICAL METHOD
1,2 Dibromoethane	ug/L	< 1	020211				1	EPA8260
Chlorobenzene	ug/L	< 1	020211				1	EPA8260
Ethyl Benzene	ug/L	< 1	020211				1	EPA8260
Xylene	ug/L	< 3	020211				3	EPA8260
Styrene	ug/L	< 1	020211				1	EPA8260
Bromoform	ug/L	< 1	020211				1	EPA8260
Isopropylbenzene	ug/L	< 1	020211				1	EPA8260
1,1,2,2-Tetrachloroethane	ug/L	< 1	020211				1	EPA8260
1,3 Dichlorobenzene (v)	ug/L	< 1	020211				1	EPA8260
1,4 Dichlorobenzene (v)	ug/L	< 1	020211				1	EPA8260
1,2 Dichlorobenzene (v)	ug/L	< 1	020211				1	EPA8260
Dibromochloropropane	ug/L	< 1	020211				1	EPA8260
1,2,4-Trichlorobenzene (v)	ug/L	< 1	020211				1	EPA8260
ter. ButylMethylEther	ug/L	< 1	020211				1	EPA8260
Freon 113	ug/L	< 1	020211				1	EPA8260
Acetone	ug/L	14	020211				10	EPA8260
Methyl Ethyl Ketone	ug/L	1.7	020211		J		10	EPA8260
Methylisobutylketone	ug/L	< 10	020211				10	EPA8260
Carbon disulfide	ug/L	0.22	020211		J		1	EPA8260
Methyl Acetate	ug/L	< 1	020211				1	EPA8260
Cyclohexane	ug/L	< 1	020211				1	EPA8260
2-Hexanone	ug/L	< 10	020211				10	EPA8260
Methylcyclohexane	ug/L	< 1	020211				1	EPA8260

cc:

LRL=laboratory Reporting Limit

REMARKS:

DIRECTOR 

EcoTest Laboratories Inc
377 Sheffield Ave
North Babylon, NY 11703
631 422-5777

LAB NO.110098.01

01/11/11

Tetra Tech NUS, Inc., Twin Oaks I
5700 Lake Wright Drive, Suite 309
Norfolk, VA 23502

ATTN: David Brayack

PO#:66 LAB

SOURCE OF SAMPLE: NWIRP Bethpage, NY

SOURCE OF SAMPLE: CTO No.066

COLLECTED BY: Client

DATE COL'D:01/05/11 RECEIVED:01/07/11

TIME COL'D:1230

MATRIX:QC

SAMPLE: BP-VPB-TB-010511

Top Depth = ft, Bottom Depth = ft, Grab


ANALYTICAL PARAMETERS	UNITS	RESULT	DATE TIME	FLAG OF ANALYSIS	LRL	ANALYTICAL METHOD
Dichlorodifluoromethane	ug/L	< 1	010711		1	EPA8260
Chloromethane	ug/L	< 1	010711		1	EPA8260
Vinyl Chloride	ug/L	< 1	010711		1	EPA8260
Bromomethane	ug/L	< 1	010711		1	EPA8260
Chloroethane	ug/L	< 1	010711		1	EPA8260
Trichlorofluoromethane	ug/L	< 1	010711		1	EPA8260
1,1 Dichloroethene	ug/L	< 1	010711		1	EPA8260
Methylene Chloride	ug/L	< 1	010711		1	EPA8260
t-1,2-Dichloroethene	ug/L	< 1	010711		1	EPA8260
1,1 Dichloroethane	ug/L	< 1	010711		1	EPA8260
c-1,2-Dichloroethene	ug/L	< 1	010711		1	EPA8260
Chloroform	ug/L	< 1	010711		1	EPA8260
111 Trichloroethane	ug/L	< 1	010711		1	EPA8260
Carbon Tetrachloride	ug/L	< 1	010711		1	EPA8260
Benzene	ug/L	< 1	010711		1	EPA8260
1,2 Dichloroethane	ug/L	< 1	010711		1	EPA8260
Trichloroethene	ug/L	< 1	010711		1	EPA8260
1,2 Dichloropropane	ug/L	< 1	010711		1	EPA8260
Bromodichloromethane	ug/L	< 1	010711		1	EPA8260
c-1,3Dichloropropene	ug/L	< 1	010711		1	EPA8260
Toluene	ug/L	< 1	010711		1	EPA8260
t-1,3Dichloropropene	ug/L	< 1	010711		1	EPA8260
112 Trichloroethane	ug/L	< 1	010711		1	EPA8260
Tetrachloroethene	ug/L	< 1	010711		1	EPA8260
Chlorodibromomethane	ug/L	< 1	010711		1	EPA8260

cc:Ernie Wu

LRL=laboratory Reporting Limit

REMARKS:

DIRECTOR



EcoTest Laboratories Inc
377 Sheffield Ave
North Babylon, NY 11703
631 422-5777

LAB NO.110098.01

01/11/11

Tetra Tech NUS, Inc., Twin Oaks I
5700 Lake Wright Drive, Suite 309
Norfolk, VA 23502

ATTN: David Brayack

PO#:66 LAB

SOURCE OF SAMPLE: NWIRP Bethpage, NY

SOURCE OF SAMPLE: CTO No.066

COLLECTED BY: Client DATE COL'D:01/05/11 RECEIVED:01/07/11

TIME COL'D:1230

MATRIX:QC

SAMPLE: BP-VPB-TB-010511

Top Depth = ft, Bottom Depth = ft, Grab


ANALYTICAL PARAMETERS	UNITS	RESULT	DATE TIME	FLAG	OF ANALYSIS	LRL	ANALYTICAL METHOD
1,2 Dibromoethane	ug/L	< 1	010711			1	EPA8260
Chlorobenzene	ug/L	< 1	010711			1	EPA8260
Ethyl Benzene	ug/L	< 1	010711			1	EPA8260
Xylene	ug/L	< 3	010711			3	EPA8260
Styrene	ug/L	< 1	010711			1	EPA8260
Bromoform	ug/L	< 1	010711			1	EPA8260
Isopropylbenzene	ug/L	< 1	010711			1	EPA8260
1122Tetrachloroethane	ug/L	< 1	010711			1	EPA8260
1,3 Dichlorobenzene (v)	ug/L	< 1	010711			1	EPA8260
1,4 Dichlorobenzene (v)	ug/L	< 1	010711			1	EPA8260
1,2 Dichlorobenzene (v)	ug/L	< 1	010711			1	EPA8260
Dibromochloropropane	ug/L	< 1	010711			1	EPA8260
124-Trichlorobenzene (v)	ug/L	< 1	010711			1	EPA8260
ter. ButylMethylEther	ug/L	< 1	010711			1	EPA8260
Freon 113	ug/L	< 1	010711			1	EPA8260
Acetone	ug/L	< 10	010711			10	EPA8260
Methyl Ethyl Ketone	ug/L	< 10	010711			10	EPA8260
Methylisobutylketone	ug/L	< 10	010711			10	EPA8260
Carbon disulfide	ug/L	< 1	010711			1	EPA8260
Methyl Acetate	ug/L	< 1	010711			1	EPA8260
Cyclohexane	ug/L	< 1	010711			1	EPA8260
2-Hexanone	ug/L	< 10	010711			10	EPA8260
Methylcyclohexane	ug/L	< 1	010711			1	EPA8260

cc:Ernie Wu

LRL=laboratory Reporting Limit

REMARKS:

DIRECTOR



EcoTest Laboratories Inc
377 Sheffield Ave
North Babylon, NY 11703
631 422-5777

LAB NO.110137.01

01/13/11

Tetra Tech NUS, Inc., Twin Oaks I
5700 Lake Wright Drive, Suite 309
Norfolk, VA 23502

ATTN: David Brayack

PO#:66 LAB

SOURCE OF SAMPLE: NWIRP Bethpage, NY

SOURCE OF SAMPLE: CTO No.066

COLLECTED BY: Client

DATE COL'D:01/10/11 RECEIVED:01/11/11

TIME COL'D:1100

MATRIX:QC

SAMPLE: BP-VPB-TB-011011

Top Depth = ft, Bottom Depth = ft, Grab

ANALYTICAL PARAMETERS	UNITS	RESULT	DATE TIME	FLAG	OF ANALYSIS	LRL	ANALYTICAL METHOD
Dichlorodifluoromethane	ug/L	< 1	011311			1	EPA8260
Chloromethane	ug/L	< 1	011311			1	EPA8260
Vinyl Chloride	ug/L	< 1	011311			1	EPA8260
Bromomethane	ug/L	< 1	011311			1	EPA8260
Chloroethane	ug/L	< 1	011311			1	EPA8260
Trichlorofluoromethane	ug/L	< 1	011311			1	EPA8260
1,1 Dichloroethene	ug/L	< 1	011311			1	EPA8260
Methylene Chloride	ug/L	< 1	011311			1	EPA8260
t-1,2-Dichloroethene	ug/L	< 1	011311			1	EPA8260
1,1 Dichloroethane	ug/L	< 1	011311			1	EPA8260
c-1,2-Dichloroethene	ug/L	< 1	011311			1	EPA8260
Chloroform	ug/L	< 1	011311			1	EPA8260
111 Trichloroethane	ug/L	< 1	011311			1	EPA8260
Carbon Tetrachloride	ug/L	< 1	011311			1	EPA8260
Benzene	ug/L	< 1	011311			1	EPA8260
1,2 Dichloroethane	ug/L	< 1	011311			1	EPA8260
Trichloroethene	ug/L	< 1	011311			1	EPA8260
1,2 Dichloropropane	ug/L	< 1	011311			1	EPA8260
Bromodichloromethane	ug/L	< 1	011311			1	EPA8260
c-1,3Dichloropropene	ug/L	< 1	011311			1	EPA8260
Toluene	ug/L	< 1	011311			1	EPA8260
t-1,3Dichloropropene	ug/L	< 1	011311			1	EPA8260
112 Trichloroethane	ug/L	< 1	011311			1	EPA8260
Tetrachloroethene	ug/L	< 1	011311			1	EPA8260
Chlorodibromomethane	ug/L	< 1	011311			1	EPA8260

cc:Ernie Wu

LRL=laboratory Reporting Limit

REMARKS:

DIRECTOR



EcoTest Laboratories Inc
377 Sheffield Ave
North Babylon, NY 11703
631 422-5777

LAB NO.110137.01

01/13/11

Tetra Tech NUS, Inc., Twin Oaks I
 5700 Lake Wright Drive, Suite 309
 Norfolk, VA 23502

ATTN: David Brayack

PO#:66 LAB

SOURCE OF SAMPLE: NWIRP Bethpage, NY

SOURCE OF SAMPLE: CTO No.066

COLLECTED BY: Client

DATE COL'D:01/10/11 RECEIVED:01/11/11

TIME COL'D:1100

MATRIX:QC

SAMPLE: BP-VPB-TB-011011

Top Depth = ft, Bottom Depth = ft, Grab


ANALYTICAL PARAMETERS	UNITS	RESULT	DATE TIME	FLAG	OF ANALYSIS	LRL	ANALYTICAL METHOD
1,2 Dibromoethane	ug/L	< 1	011311			1	EPA8260
Chlorobenzene	ug/L	< 1	011311			1	EPA8260
Ethyl Benzene	ug/L	< 1	011311			1	EPA8260
Xylene	ug/L	< 3	011311			3	EPA8260
Styrene	ug/L	< 1	011311			1	EPA8260
Bromoform	ug/L	< 1	011311			1	EPA8260
Isopropylbenzene	ug/L	< 1	011311			1	EPA8260
1122Tetrachloroethane	ug/L	< 1	011311			1	EPA8260
1,3 Dichlorobenzene (v)	ug/L	< 1	011311			1	EPA8260
1,4 Dichlorobenzene (v)	ug/L	< 1	011311			1	EPA8260
1,2 Dichlorobenzene (v)	ug/L	< 1	011311			1	EPA8260
Dibromochloropropane	ug/L	< 1	011311			1	EPA8260
124-Trichlorobenzene (v)	ug/L	< 1	011311			1	EPA8260
ter. ButylMethylEther	ug/L	< 1	011311			1	EPA8260
Freon 113	ug/L	< 1	011311			1	EPA8260
Acetone	ug/L	< 10	011311			10	EPA8260
Methyl Ethyl Ketone	ug/L	< 10	011311			10	EPA8260
Methylisobutylketone	ug/L	< 10	011311			10	EPA8260
Carbon disulfide	ug/L	< 1	011311			1	EPA8260
Methyl Acetate	ug/L	< 1	011311			1	EPA8260
Cyclohexane	ug/L	< 1	011311			1	EPA8260
2-Hexanone	ug/L	< 1	011311			10	EPA8260
Methylcyclohexane	ug/L	< 1	011311			1	EPA8260

cc:Ernie Wu

LRL=laboratory Reporting Limit

REMARKS:

DIRECTOR



EcoTest Laboratories Inc
377 Sheffield Ave
North Babylon, NY 11703
631 422-5777

LAB NO.110187.01

01/18/11

Tetra Tech NUS, Inc., Twin Oaks I
 5700 Lake Wright Drive, Suite 309
 Norfolk, VA 23502

ATTN: David Brayack

PO#:66 LAB

SOURCE OF SAMPLE: NWIRP Bethpage, NY

SOURCE OF SAMPLE: CTO No.066

COLLECTED BY: Client

DATE COL'D:01/13/11 RECEIVED:01/14/11

TIME COL'D:0830

MATRIX:QC

SAMPLE: BP-VPB-TB-011311

Top Depth = ft, Bottom Depth = ft, Grab

ANALYTICAL PARAMETERS	UNITS	RESULT	FLAG	DATE TIME OF ANALYSIS	LRL	ANALYTICAL METHOD
Dichlorodifluoromethane	ug/L	< 1		011511	1	EPA8260
Chloromethane	ug/L	< 1		011511	1	EPA8260
Vinyl Chloride	ug/L	< 1		011511	1	EPA8260
Bromomethane	ug/L	< 1		011511	1	EPA8260
Chloroethane	ug/L	< 1		011511	1	EPA8260
Trichlorofluoromethane	ug/L	< 1		011511	1	EPA8260
1,1 Dichloroethene	ug/L	< 1		011511	1	EPA8260
Methylene Chloride	ug/L	< 1		011511	1	EPA8260
t-1,2-Dichloroethene	ug/L	< 1		011511	1	EPA8260
1,1 Dichloroethane	ug/L	< 1		011511	1	EPA8260
c-1,2-Dichloroethene	ug/L	< 1		011511	1	EPA8260
Chloroform	ug/L	0.4	B, J	011511	1	EPA8260
111 Trichloroethane	ug/L	1		011511	1	EPA8260
Carbon Tetrachloride	ug/L	< 1		011511	1	EPA8260
Benzene	ug/L	< 1		011511	1	EPA8260
1,2 Dichloroethane	ug/L	< 1		011511	1	EPA8260
Trichloroethene	ug/L	< 1		011511	1	EPA8260
1,2 Dichloropropane	ug/L	< 1		011511	1	EPA8260
Bromodichloromethane	ug/L	< 1		011511	1	EPA8260
c-1,3Dichloropropene	ug/L	< 1		011511	1	EPA8260
Toluene	ug/L	< 1		011511	1	EPA8260
t-1,3Dichloropropene	ug/L	< 1		011511	1	EPA8260
112 Trichloroethane	ug/L	< 1		011511	1	EPA8260
Tetrachloroethene	ug/L	< 1		011511	1	EPA8260
Chlorodibromomethane	ug/L	< 1		011511	1	EPA8260

cc:Ernie Wu

LRL=laboratory Reporting Limit

REMARKS: Compounds detected in method blank: chloroform (0.1ug/L J),
 xylene (0.4ug/L J), 1,2,4-trichlorobenzene (0.2ug/L J).

DIRECTOR



EcoTest Laboratories Inc
377 Sheffield Ave
North Babylon, NY 11703
631 422-5777

LAB NO.110187.01

01/18/11

Tetra Tech NUS, Inc., Twin Oaks I
 5700 Lake Wright Drive, Suite 309
 Norfolk, VA 23502

ATTN: David Brayack

PO#:66 LAB

SOURCE OF SAMPLE: NWIRP Bethpage, NY

SOURCE OF SAMPLE: CTO No.066

COLLECTED BY: Client DATE COL'D:01/13/11 RECEIVED:01/14/11

TIME COL'D:0830

MATRIX:QC

SAMPLE: BP-VPB-TB-011311

Top Depth = ft, Bottom Depth = ft, Grab

ANALYTICAL PARAMETERS	UNITS	RESULT	DATE TIME	FLAG OF ANALYSIS	LRL	ANALYTICAL METHOD
1,2 Dibromoethane	ug/L	< 1	011511		1	EPA8260
Chlorobenzene	ug/L	< 1	011511		1	EPA8260
Ethyl Benzene	ug/L	< 1	011511		1	EPA8260
Xylene	ug/L	0.3	011511	B, J	3	EPA8260
Styrene	ug/L	< 1	011511		1	EPA8260
Bromoform	ug/L	< 1	011511		1	EPA8260
Isopropylbenzene	ug/L	< 1	011511		1	EPA8260
1,1,2,2-Tetrachloroethane	ug/L	< 1	011511		1	EPA8260
1,3 Dichlorobenzene (v)	ug/L	< 1	011511		1	EPA8260
1,4 Dichlorobenzene (v)	ug/L	< 1	011511		1	EPA8260
1,2 Dichlorobenzene (v)	ug/L	< 1	011511		1	EPA8260
Dibromochloropropane	ug/L	< 1	011511		1	EPA8260
1,2,4-Trichlorobenzene (v)	ug/L	0.3	011511	B, J	1	EPA8260
ter-ButylMethylEther	ug/L	< 1	011511		1	EPA8260
Freon 113	ug/L	< 1	011511		1	EPA8260
Acetone	ug/L	< 10	011511		10	EPA8260
Methyl Ethyl Ketone	ug/L	< 10	011511		10	EPA8260
Methylisobutylketone	ug/L	< 10	011511		10	EPA8260
Carbon disulfide	ug/L	< 1	011511		1	EPA8260
Methyl Acetate	ug/L	< 1	011511		1	EPA8260
Cyclohexane	ug/L	< 1	011511		1	EPA8260
2-Hexanone	ug/L	< 10	011511		10	EPA8260
Methylcyclohexane	ug/L	< 1	011511		1	EPA8260

cc:Ernie Wu

LRL=laboratory Reporting Limit

REMARKS: Compounds detected in method blank: chloroform (0.1ug/L J), xylene (0.4ug/L J), 1,2,4-trichlorobenzene (0.2ug/L J).

DIRECTOR



EcoTest Laboratories Inc
377 Sheffield Ave
North Babylon, NY 11703
631 422-5777

LAB NO.110237.01

01/21/11

Tetra Tech NUS, Inc., Twin Oaks I
 5700 Lake Wright Drive, Suite 309
 Norfolk, VA 23502

ATTN: David Brayack

PO#:66 LAB

SOURCE OF SAMPLE: NWIRP Bethpage, NY

SOURCE OF SAMPLE: CTO No.066

COLLECTED BY: Client DATE COL'D:01/17/11 RECEIVED:01/19/11
 TIME COL'D:1100

MATRIX:QC SAMPLE: BP-VPB-TB-011711

Top Depth = ft, Bottom Depth = ft, Grab


ANALYTICAL PARAMETERS	UNITS	RESULT	DATE TIME	FLAG	OF ANALYSIS	LRL	ANALYTICAL METHOD
Dichlorodifluoromethane	ug/L	< 1	012011			1	EPA8260
Chloromethane	ug/L	< 1	012011			1	EPA8260
Vinyl Chloride	ug/L	< 1	012011			1	EPA8260
Bromomethane	ug/L	< 1	012011			1	EPA8260
Chloroethane	ug/L	< 1	012011			1	EPA8260
Trichlorofluoromethane	ug/L	< 1	012011			1	EPA8260
1,1 Dichloroethene	ug/L	< 1	012011			1	EPA8260
Methylene Chloride	ug/L	< 1	012011			1	EPA8260
t-1,2-Dichloroethene	ug/L	< 1	012011			1	EPA8260
1,1 Dichloroethane	ug/L	< 1	012011			1	EPA8260
c-1,2-Dichloroethene	ug/L	< 1	012011			1	EPA8260
Chloroform	ug/L	0.5	012011	B, J		1	EPA8260
111 Trichloroethane	ug/L	< 1	012011			1	EPA8260
Carbon Tetrachloride	ug/L	< 1	012011			1	EPA8260
Benzene	ug/L	< 1	012011			1	EPA8260
1,2 Dichloroethane	ug/L	< 1	012011			1	EPA8260
Trichloroethene	ug/L	< 1	012011			1	EPA8260
1,2 Dichloropropane	ug/L	< 1	012011			1	EPA8260
Bromodichloromethane	ug/L	< 1	012011			1	EPA8260
c-1,3Dichloropropene	ug/L	< 1	012011			1	EPA8260
Toluene	ug/L	< 1	012011			1	EPA8260
t-1,3Dichloropropene	ug/L	< 1	012011			1	EPA8260
112 Trichloroethane	ug/L	< 1	012011			1	EPA8260
Tetrachloroethene	ug/L	< 1	012011			1	EPA8260
Chlorodibromomethane	ug/L	0.12	012011	B, J		1	EPA8260

cc:Ernie Wu

LRL=laboratory Reporting Limit

REMARKS:

DIRECTOR



EcoTest Laboratories Inc
377 Sheffield Ave
North Babylon, NY 11703
631 422-5777

LAB NO.110237.01

01/21/11

Tetra Tech NUS, Inc., Twin Oaks I
 5700 Lake Wright Drive, Suite 309
 Norfolk, VA 23502

ATTN: David Brayack

PO#:66 LAB

SOURCE OF SAMPLE: NWIRP Bethpage, NY

SOURCE OF SAMPLE: CTO No.066

COLLECTED BY: Client

DATE COL'D:01/17/11 RECEIVED:01/19/11

TIME COL'D:1100

MATRIX:QC

SAMPLE: BP-VPB-TB-011711

Top Depth = ft, Bottom Depth = ft, Grab


ANALYTICAL PARAMETERS	UNITS	RESULT	DATE TIME	FLAG OF ANALYSIS	LRL	ANALYTICAL METHOD
1,2 Dibromoethane	ug/L	< 1	012011		1	EPA8260
Chlorobenzene	ug/L	< 1	012011		1	EPA8260
Ethyl Benzene	ug/L	< 1	012011		1	EPA8260
Xylene	ug/L	0.31	012011	B, J	3	EPA8260
Styrene	ug/L	< 1	012011		1	EPA8260
Bromoform	ug/L	< 1	012011		1	EPA8260
Isopropylbenzene	ug/L	< 1	012011		1	EPA8260
1122Tetrachloroethane	ug/L	< 1	012011		1	EPA8260
1,3 Dichlorobenzene (v)	ug/L	< 1	012011		1	EPA8260
1,4 Dichlorobenzene (v)	ug/L	< 1	012011		1	EPA8260
1,2 Dichlorobenzene (v)	ug/L	< 1	012011		1	EPA8260
Dibromochloropropane	ug/L	< 1	012011		1	EPA8260
124-Trichlorobenzene (v)	ug/L	< 1	012011		1	EPA8260
ter. ButylMethylEther	ug/L	< 1	012011		1	EPA8260
Freon 113	ug/L	< 1	012011		1	EPA8260
Acetone	ug/L	< 10	012011		10	EPA8260
Methyl Ethyl Ketone	ug/L	< 10	012011		10	EPA8260
Methylisobutylketone	ug/L	< 10	012011		10	EPA8260
Carbon disulfide	ug/L	< 1	012011		1	EPA8260
Methyl Acetate	ug/L	< 1	012011		1	EPA8260
Cyclohexane	ug/L	< 1	012011		1	EPA8260
2-Hexanone	ug/L	< 10	012011		10	EPA8260
Methylcyclohexane	ug/L	< 1	012011		1	EPA8260

cc:Ernie Wu

LRL=laboratory Reporting Limit

REMARKS: B-Method blank result: Chloroform (0.15ug/L),
 Dibromochloromethane (0.14ug/L) m+p-Xylene (0.30 ug/L).
 Method blank results are below calibration, m+p-Xylene MDL
 is 0.31ug/L.

DIRECTOR



EcoTest Laboratories Inc
377 Sheffield Ave
North Babylon, NY 11703
631 422-5777

LAB NO.110293.01

01/25/11

Tetra Tech NUS, Inc., Twin Oaks I
5700 Lake Wright Drive, Suite 309
Norfolk, VA 23502

ATTN: David Brayack

PO#:66 LAB

SOURCE OF SAMPLE: NWIRP Bethpage, NY

SOURCE OF SAMPLE: CTO No.066

COLLECTED BY: Client DATE COL'D:01/19/11 RECEIVED:01/21/11

TIME COL'D:1330

MATRIX:QC SAMPLE: BP-VPB-TB-011911

Top Depth = ft, Bottom Depth = ft, Grab

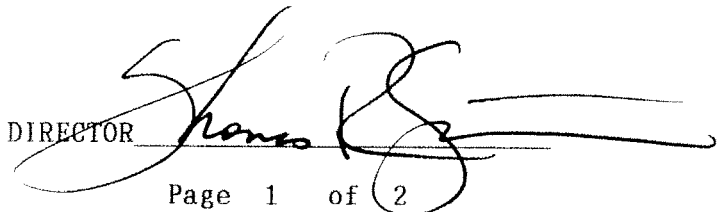
ANALYTICAL PARAMETERS	UNITS	RESULT	DATE TIME	FLAG	OF ANALYSIS	LRL	ANALYTICAL METHOD
Dichlorodifluoromethane	ug/L	< 1	012411			1	EPA8260
Chloromethane	ug/L	< 1	012411			1	EPA8260
Vinyl Chloride	ug/L	< 1	012411			1	EPA8260
Bromomethane	ug/L	< 1	012411			1	EPA8260
Chloroethane	ug/L	< 1	012411			1	EPA8260
Trichlorofluoromethane	ug/L	< 1	012411			1	EPA8260
1,1 Dichloroethene	ug/L	< 1	012411			1	EPA8260
Methylene Chloride	ug/L	< 1	012411			1	EPA8260
t-1,2-Dichloroethene	ug/L	< 1	012411			1	EPA8260
1,1 Dichloroethane	ug/L	< 1	012411			1	EPA8260
c-1,2-Dichloroethene	ug/L	< 1	012411			1	EPA8260
Chloroform	ug/L	< 1	012411			1	EPA8260
111 Trichloroethane	ug/L	< 1	012411			1	EPA8260
Carbon Tetrachloride	ug/L	< 1	012411			1	EPA8260
Benzene	ug/L	< 1	012411			1	EPA8260
1,2 Dichloroethane	ug/L	< 1	012411			1	EPA8260
Trichloroethene	ug/L	< 1	012411			1	EPA8260
1,2 Dichloropropane	ug/L	< 1	012411			1	EPA8260
Bromodichloromethane	ug/L	< 1	012411			1	EPA8260
c-1,3Dichloropropene	ug/L	< 1	012411			1	EPA8260
Toluene	ug/L	< 1	012411			1	EPA8260
t-1,3Dichloropropene	ug/L	< 1	012411			1	EPA8260
112 Trichloroethane	ug/L	< 1	012411			1	EPA8260
Tetrachloroethene	ug/L	< 1	012411			1	EPA8260
Chlorodibromomethane	ug/L	< 1	012411			1	EPA8260

cc:Ernie Wu

LRL=laboratory Reporting Limit

REMARKS:

DIRECTOR



EcoTest Laboratories Inc
 377 Sheffield Ave
 North Babylon, NY 11703
 631 422-5777

LAB NO.110293.01

01/25/11

Tetra Tech NUS, Inc., Twin Oaks I
 5700 Lake Wright Drive, Suite 309
 Norfolk, VA 23502

ATTN: David Brayack

PO#:66 LAB

SOURCE OF SAMPLE: NWIRP Bethpage, NY

SOURCE OF SAMPLE: CTO No.066

COLLECTED BY: Client DATE COL'D:01/19/11 RECEIVED:01/21/11

TIME COL'D:1330

MATRIX:QC

SAMPLE: BP-VPB-TB-011911

Top Depth = ft, Bottom Depth = ft, Grab

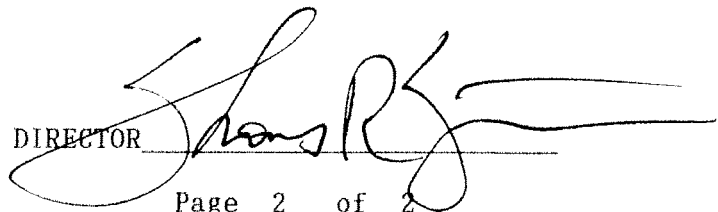
ANALYTICAL PARAMETERS	UNITS	RESULT	DATE TIME	FLAG	OF ANALYSIS	LRL	ANALYTICAL METHOD
1,2 Dibromoethane	ug/L	< 1	012411			1	EPA8260
Chlorobenzene	ug/L	< 1	012411			1	EPA8260
Ethyl Benzene	ug/L	< 1	012411			1	EPA8260
Xylene	ug/L	< 3	012411			3	EPA8260
Styrene	ug/L	< 1	012411			1	EPA8260
Bromoform	ug/L	< 1	012411			1	EPA8260
Isopropylbenzene	ug/L	< 1	012411			1	EPA8260
1,1,2,2-Tetrachloroethane	ug/L	< 1	012411			1	EPA8260
1,3 Dichlorobenzene (v)	ug/L	< 1	012411			1	EPA8260
1,4 Dichlorobenzene (v)	ug/L	< 1	012411			1	EPA8260
1,2 Dichlorobenzene (v)	ug/L	< 1	012411			1	EPA8260
Dibromochloropropane	ug/L	< 1	012411			1	EPA8260
1,2,4-Trichlorobenzene (v)	ug/L	< 1	012411			1	EPA8260
ter. ButylMethylEther	ug/L	< 1	012411			1	EPA8260
Freon 113	ug/L	< 1	012411			1	EPA8260
Acetone	ug/L	< 10	012411			10	EPA8260
Methyl Ethyl Ketone	ug/L	< 10	012411			10	EPA8260
Methylisobutylketone	ug/L	< 10	012411			10	EPA8260
Carbon disulfide	ug/L	< 1	012411			1	EPA8260
Methyl Acetate	ug/L	< 1	012411			1	EPA8260
Cyclohexane	ug/L	< 1	012411			1	EPA8260
2-Hexanone	ug/L	< 10	012411			10	EPA8260
Methylcyclohexane	ug/L	< 1	012411			1	EPA8260

cc:Ernie Wu

LRL=laboratory Reporting Limit

REMARKS:

DIRECTOR



EcoTest Laboratories Inc
 377 Sheffield Ave
 North Babylon, NY 11703
 631 422-5777

LAB NO.110354.01

01/28/11

Tetra Tech NUS, Inc., Twin Oaks I
 5700 Lake Wright Drive, Suite 309
 Norfolk, VA 23502

ATTN: David Brayack

PO#:66 LAB

SOURCE OF SAMPLE: NWIRP Bethpage, NY

SOURCE OF SAMPLE: CTO No.066

COLLECTED BY: Client DATE COL'D:01/24/11 RECEIVED:01/26/11

TIME COL'D:1400

MATRIX:QC

SAMPLE: BP-VPB-TB-012411

Top Depth = ft, Bottom Depth = ft, Grab

ANALYTICAL PARAMETERS	UNITS	RESULT	FLAG	DATE TIME	LRL	ANALYTICAL METHOD
Dichlorodifluoromethane	ug/L	< 1		012711	1	EPA8260
Chloromethane	ug/L	< 1		012711	1	EPA8260
Vinyl Chloride	ug/L	< 1		012711	1	EPA8260
Bromomethane	ug/L	< 1		012711	1	EPA8260
Chloroethane	ug/L	< 1		012711	1	EPA8260
Trichlorofluoromethane	ug/L	< 1		012711	1	EPA8260
1,1 Dichloroethene	ug/L	< 1		012711	1	EPA8260
Methylene Chloride	ug/L	< 1		012711	1	EPA8260
t-1,2-Dichloroethene	ug/L	< 1		012711	1	EPA8260
1,1 Dichloroethane	ug/L	< 1		012711	1	EPA8260
c-1,2-Dichloroethene	ug/L	< 1		012711	1	EPA8260
Chloroform	ug/L	0.31	J	012711	1	EPA8260
111 Trichloroethane	ug/L	< 1		012711	1	EPA8260
Carbon Tetrachloride	ug/L	< 1		012711	1	EPA8260
Benzene	ug/L	< 1		012711	1	EPA8260
1,2 Dichloroethane	ug/L	< 1		012711	1	EPA8260
Trichloroethene	ug/L	< 1		012711	1	EPA8260
1,2 Dichloropropane	ug/L	< 1		012711	1	EPA8260
Bromodichloromethane	ug/L	0.24	J	012711	1	EPA8260
c-1,3Dichloropropene	ug/L	< 1		012711	1	EPA8260
Toluene	ug/L	< 1		012711	1	EPA8260
t-1,3Dichloropropene	ug/L	< 1		012711	1	EPA8260
112 Trichloroethane	ug/L	< 1		012711	1	EPA8260
Tetrachloroethene	ug/L	< 1		012711	1	EPA8260
Chlorodibromomethane	ug/L	< 1		012711	1	EPA8260

cc:Ernie Wu

LRL=laboratory Reporting Limit

REMARKS:

DIRECTOR

EcoTest Laboratories Inc
377 Sheffield Ave
North Babylon, NY 11703
631 422-5777

LAB NO.110354.01

01/28/11

Tetra Tech NUS, Inc., Twin Oaks I
5700 Lake Wright Drive, Suite 309
Norfolk, VA 23502

ATTN: David Brayack

PO#:66 LAB

SOURCE OF SAMPLE: NWIRP Bethpage, NY

SOURCE OF SAMPLE: CTO No.066

COLLECTED BY: Client

DATE COL'D:01/24/11 RECEIVED:01/26/11

TIME COL'D:1400

MATRIX:QC

SAMPLE: BP-VPB-TB-012411


Top Depth = ft, Bottom Depth = ft, Grab

ANALYTICAL PARAMETERS	UNITS	RESULT	DATE TIME	FLAG	OF ANALYSIS	LRL	ANALYTICAL METHOD
1,2 Dibromoethane	ug/L	< 1	012711			1	EPA8260
Chlorobenzene	ug/L	< 1	012711			1	EPA8260
Ethyl Benzene	ug/L	< 1	012711			1	EPA8260
Xylene	ug/L	< 3	012711			3	EPA8260
Styrene	ug/L	< 1	012711			1	EPA8260
Bromoform	ug/L	< 1	012711			1	EPA8260
Isopropylbenzene	ug/L	< 1	012711			1	EPA8260
1122Tetrachloroethane	ug/L	< 1	012711			1	EPA8260
1,3 Dichlorobenzene (v)	ug/L	< 1	012711			1	EPA8260
1,4 Dichlorobenzene (v)	ug/L	< 1	012711			1	EPA8260
1,2 Dichlorobenzene (v)	ug/L	< 1	012711			1	EPA8260
Dibromochloropropane	ug/L	< 1	012711			1	EPA8260
124-Trichlorobenzene (v)	ug/L	< 1	012711			1	EPA8260
ter. ButylMethylEther	ug/L	< 1	012711			1	EPA8260
Freon 113	ug/L	< 1	012711			1	EPA8260
Acetone	ug/L	< 10	012711			10	EPA8260
Methyl Ethyl Ketone	ug/L	< 10	012711			10	EPA8260
Methylisobutylketone	ug/L	< 10	012711			10	EPA8260
Carbon disulfide	ug/L	< 1	012711			1	EPA8260
Methyl Acetate	ug/L	< 1	012711			1	EPA8260
Cyclohexane	ug/L	< 1	012711			1	EPA8260
2-Hexanone	ug/L	< 10	012711			10	EPA8260
Methylcyclohexane	ug/L	< 1	012711			1	EPA8260

cc:Ernie Wu

LRL=laboratory Reporting Limit

REMARKS:

DIRECTOR 

EcoTest Laboratories Inc
 377 Sheffield Ave
 North Babylon, NY 11703
 631 422-5777

LAB NO.110376.01

02/01/11

Tetra Tech NUS, Inc., Twin Oaks I
 5700 Lake Wright Drive, Suite 309
 Norfolk, VA 23502

ATTN: David Brayack

PO#:66 LAB

SOURCE OF SAMPLE: NWIRP Bethpage, NY

SOURCE OF SAMPLE: CTO No.066

COLLECTED BY: Client DATE COL'D:01/28/11 RECEIVED:01/28/11
 TIME COL'D:0900

MATRIX:QC

SAMPLE: BP-VPB-TB-012811


Top Depth = ft, Bottom Depth = ft, Grab

ANALYTICAL PARAMETERS	UNITS	RESULT	DATE TIME	FLAG OF ANALYSIS	LRL	ANALYTICAL METHOD
Dichlorodifluoromethane	ug/L	< 1	013111		1	EPA8260
Chloromethane	ug/L	< 1	013111		1	EPA8260
Vinyl Chloride	ug/L	< 1	013111		1	EPA8260
Bromomethane	ug/L	< 1	013111		1	EPA8260
Chloroethane	ug/L	< 1	013111		1	EPA8260
Trichlorofluoromethane	ug/L	< 1	013111		1	EPA8260
1,1 Dichloroethene	ug/L	< 1	013111		1	EPA8260
Methylene Chloride	ug/L	< 1	013111		1	EPA8260
t-1,2-Dichloroethene	ug/L	< 1	013111		1	EPA8260
1,1 Dichloroethane	ug/L	< 1	013111		1	EPA8260
c-1,2-Dichloroethene	ug/L	< 1	013111		1	EPA8260
Chloroform	ug/L	< 1	013111		1	EPA8260
111 Trichloroethane	ug/L	< 1	013111		1	EPA8260
Carbon Tetrachloride	ug/L	< 1	013111		1	EPA8260
Benzene	ug/L	< 1	013111		1	EPA8260
1,2 Dichloroethane	ug/L	< 1	013111		1	EPA8260
Trichloroethene	ug/L	< 1	013111		1	EPA8260
1,2 Dichloropropane	ug/L	< 1	013111		1	EPA8260
Bromodichloromethane	ug/L	< 1	013111		1	EPA8260
c-1,3Dichloropropene	ug/L	< 1	013111		1	EPA8260
Toluene	ug/L	< 1	013111		1	EPA8260
t-1,3Dichloropropene	ug/L	< 1	013111		1	EPA8260
112 Trichloroethane	ug/L	< 1	013111		1	EPA8260
Tetrachloroethene	ug/L	< 1	013111		1	EPA8260
Chlorodibromomethane	ug/L	< 1	013111		1	EPA8260

cc:Ernie Wu

LRL=laboratory Reporting Limit

REMARKS:

DIRECTOR 

EcoTest Laboratories Inc
377 Sheffield Ave
North Babylon, NY 11703
631 422-5777

LAB NO.110376.01

02/01/11

Tetra Tech NUS, Inc., Twin Oaks I
5700 Lake Wright Drive, Suite 309
Norfolk, VA 23502

ATTN: David Brayack

PO#:66 LAB

SOURCE OF SAMPLE: NWIRP Bethpage, NY

SOURCE OF SAMPLE: CTO No.066

COLLECTED BY: Client

DATE COL'D:01/28/11 RECEIVED:01/28/11

TIME COL'D:0900

MATRIX:QC

SAMPLE: BP-VPB-TB-012811

Top Depth = ft, Bottom Depth = ft, Grab


ANALYTICAL PARAMETERS	UNITS	RESULT	DATE TIME	FLAG	OF ANALYSIS	LRL	ANALYTICAL METHOD
1,2 Dibromoethane	ug/L	< 1	013111			1	EPA8260
Chlorobenzene	ug/L	< 1	013111			1	EPA8260
Ethyl Benzene	ug/L	< 1	013111			1	EPA8260
Xylene	ug/L	< 3	013111			3	EPA8260
Styrene	ug/L	< 1	013111			1	EPA8260
Bromoform	ug/L	< 1	013111			1	EPA8260
Isopropylbenzene	ug/L	< 1	013111			1	EPA8260
1122Tetrachloroethane	ug/L	< 1	013111			1	EPA8260
1,3 Dichlorobenzene (v)	ug/L	< 1	013111			1	EPA8260
1,4 Dichlorobenzene (v)	ug/L	< 1	013111			1	EPA8260
1,2 Dichlorobenzene (v)	ug/L	< 1	013111			1	EPA8260
Dibromochloropropane	ug/L	< 1	013111			1	EPA8260
124-Trichlorobenzene (v)	ug/L	0.18	013111	B, J		1	EPA8260
ter. ButylMethylEther	ug/L	< 1	013111			1	EPA8260
Freon 113	ug/L	< 1	013111			1	EPA8260
Acetone	ug/L	< 10	013111			10	EPA8260
Methyl Ethyl Ketone	ug/L	< 10	013111			10	EPA8260
Methylisobutylketone	ug/L	< 10	013111			10	EPA8260
Carbon disulfide	ug/L	< 1	013111			1	EPA8260
Methyl Acetate	ug/L	< 1	013111			1	EPA8260
Cyclohexane	ug/L	< 1	013111			1	EPA8260
2-Hexanone	ug/L	< 10	013111			10	EPA8260
Methylcyclohexane	ug/L	< 1	013111			1	EPA8260

cc:Ernie Wu

LRL=laboratory Reporting Limit

REMARKS: B- 0.17 ug/L of 1,2,4-Trichlorobenzene was detected in the method blank.

DIRECTOR



EcoTest Laboratories Inc
377 Sheffield Ave
North Babylon, NY 11703
631 422-5777

LAB NO.110437.01

02/03/11

Tetra Tech NUS, Inc., Twin Oaks I
 5700 Lake Wright Drive, Suite 309
 Norfolk, VA 23502

ATTN: David Brayack

PO#:66 LAB

SOURCE OF SAMPLE: NWIRP Bethpage, NY

SOURCE OF SAMPLE: CTO No.066

COLLECTED BY: Client

DATE COL'D:01/31/11 RECEIVED:02/02/11

TIME COL'D:1230

MATRIX:QC

SAMPLE: BP-VPB-TB-013111


Top Depth = ft, Bottom Depth = ft, Grab

ANALYTICAL PARAMETERS	UNITS	RESULT	DATE	TIME	FLAG	OF ANALYSIS	LRL	ANALYTICAL METHOD
Dichlorodifluoromethane	ug/L	< 1	020211				1	EPA8260
Chloromethane	ug/L	< 1	020211				1	EPA8260
Vinyl Chloride	ug/L	< 1	020211				1	EPA8260
Bromomethane	ug/L	< 1	020211				1	EPA8260
Chloroethane	ug/L	< 1	020211				1	EPA8260
Trichlorofluoromethane	ug/L	< 1	020211				1	EPA8260
1,1 Dichloroethene	ug/L	< 1	020211				1	EPA8260
Methylene Chloride	ug/L	< 1	020211				1	EPA8260
t-1,2-Dichloroethene	ug/L	< 1	020211				1	EPA8260
1,1 Dichloroethane	ug/L	< 1	020211				1	EPA8260
c-1,2-Dichloroethene	ug/L	< 1	020211				1	EPA8260
Chloroform	ug/L	0.12	020211		J		1	EPA8260
111 Trichloroethane	ug/L	< 1	020211				1	EPA8260
Carbon Tetrachloride	ug/L	< 1	020211				1	EPA8260
Benzene	ug/L	< 1	020211				1	EPA8260
1,2 Dichloroethane	ug/L	< 1	020211				1	EPA8260
Trichloroethene	ug/L	< 1	020211				1	EPA8260
1,2 Dichloropropane	ug/L	< 1	020211				1	EPA8260
Bromodichloromethane	ug/L	< 1	020211				1	EPA8260
c-1,3Dichloropropene	ug/L	< 1	020211				1	EPA8260
Toluene	ug/L	< 1	020211				1	EPA8260
t-1,3Dichloropropene	ug/L	< 1	020211				1	EPA8260
112 Trichloroethane	ug/L	< 1	020211				1	EPA8260
Tetrachloroethene	ug/L	< 1	020211				1	EPA8260
Chlorodibromomethane	ug/L	< 1	020211				1	EPA8260

cc:

LRL=laboratory Reporting Limit

REMARKS:


 DIRECTOR

EcoTest Laboratories Inc
377 Sheffield Ave
North Babylon, NY 11703
631 422-5777

LAB NO.110437.01

02/03/11

Tetra Tech NUS, Inc., Twin Oaks I
5700 Lake Wright Drive, Suite 309
Norfolk, VA 23502

ATTN: David Brayack

PO#:66 LAB

SOURCE OF SAMPLE: NWIRP Bethpage, NY

SOURCE OF SAMPLE: CTO No.066

COLLECTED BY: Client

DATE COL'D:01/31/11 RECEIVED:02/02/11

TIME COL'D:1230

MATRIX:QC

SAMPLE: BP-VPB-TB-013111

Top Depth = ft, Bottom Depth = ft, Grab


ANALYTICAL PARAMETERS	UNITS	RESULT	DATE TIME	FLAG OF ANALYSIS	LRL	ANALYTICAL METHOD
1,2 Dibromoethane	ug/L	< 1	020211		1	EPA8260
Chlorobenzene	ug/L	< 1	020211		1	EPA8260
Ethyl Benzene	ug/L	< 1	020211		1	EPA8260
Xylene	ug/L	< 3	020211		3	EPA8260
Styrene	ug/L	< 1	020211		1	EPA8260
Bromoform	ug/L	< 1	020211		1	EPA8260
Isopropylbenzene	ug/L	< 1	020211		1	EPA8260
1122Tetrachloroethane	ug/L	< 1	020211		1	EPA8260
1,3 Dichlorobenzene (v)	ug/L	< 1	020211		1	EPA8260
1,4 Dichlorobenzene (v)	ug/L	< 1	020211		1	EPA8260
1,2 Dichlorobenzene (v)	ug/L	< 1	020211		1	EPA8260
Dibromochloropropane	ug/L	< 1	020211		1	EPA8260
124-Trichlorobenzene (v)	ug/L	< 1	020211		1	EPA8260
ter. ButylMethylEther	ug/L	< 1	020211		1	EPA8260
Freon 113	ug/L	< 1	020211		1	EPA8260
Acetone	ug/L	< 10	020211		10	EPA8260
Methyl Ethyl Ketone	ug/L	< 10	020211		10	EPA8260
Methylisobutylketone	ug/L	< 10	020211		10	EPA8260
Carbon disulfide	ug/L	< 1	020211		1	EPA8260
Methyl Acetate	ug/L	< 1	020211		1	EPA8260
Cyclohexane	ug/L	< 1	020211		1	EPA8260
2-Hexanone	ug/L	< 10	020211		10	EPA8260
Methylcyclohexane	ug/L	< 1	020211		1	EPA8260

cc:

LRL=laboratory Reporting Limit

REMARKS:

DIRECTOR



EcoTest Laboratories Inc
377 Sheffield Ave
North Babylon, NY 11703
631 422-5777

LAB NO.110041.01

01/07/11

Tetra Tech NUS, Inc., Twin Oaks I
 5700 Lake Wright Drive, Suite 309
 Norfolk, VA 23502

ATTN: David Brayack

PO#:66 LAB

SOURCE OF SAMPLE: NWIRP Bethpage, NY

SOURCE OF SAMPLE: CTO No.066

COLLECTED BY: Client DATE COL'D:01/03/11 RECEIVED:01/05/11

TIME COL'D:1400

MATRIX:QC SAMPLE: BP-VPB-TB-010311

Top Depth = ft, Bottom Depth = ft, Grab

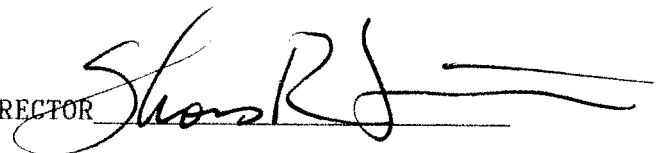
ANALYTICAL PARAMETERS	UNITS	RESULT	DATE	TIME	FLAG	OF ANALYSIS	LRL	ANALYTICAL METHOD
Dichlorodifluoromethane	ug/L	< 1	010711				1	EPA8260
Chloromethane	ug/L	< 1	010711				1	EPA8260
Vinyl Chloride	ug/L	< 1	010711				1	EPA8260
Bromomethane	ug/L	< 1	010711				1	EPA8260
Chloroethane	ug/L	< 1	010711				1	EPA8260
Trichlorofluoromethane	ug/L	< 1	010711				1	EPA8260
1,1 Dichloroethene	ug/L	< 1	010711				1	EPA8260
Methylene Chloride	ug/L	< 1	010711				1	EPA8260
t-1,2-Dichloroethene	ug/L	< 1	010711				1	EPA8260
1,1 Dichloroethane	ug/L	< 1	010711				1	EPA8260
c-1,2-Dichloroethene	ug/L	< 1	010711				1	EPA8260
Chloroform	ug/L	0.1	010711		J		1	EPA8260
111 Trichloroethane	ug/L	< 1	010711				1	EPA8260
Carbon Tetrachloride	ug/L	< 1	010711				1	EPA8260
Benzene	ug/L	< 1	010711				1	EPA8260
1,2 Dichloroethane	ug/L	< 1	010711				1	EPA8260
Trichloroethene	ug/L	< 1	010711				1	EPA8260
1,2 Dichloropropane	ug/L	< 1	010711				1	EPA8260
Bromodichloromethane	ug/L	< 1	010711				1	EPA8260
c-1,3Dichloropropene	ug/L	< 1	010711				1	EPA8260
Toluene	ug/L	< 1	010711				1	EPA8260
t-1,3Dichloropropene	ug/L	< 1	010711				1	EPA8260
112 Trichloroethane	ug/L	< 1	010711				1	EPA8260
Tetrachloroethene	ug/L	< 1	010711				1	EPA8260
Chlorodibromomethane	ug/L	0.2	010711		J		1	EPA8260

cc:Ernie Wu

LRL=laboratory Reporting Limit

REMARKS:

DIRECTOR



EcoTest Laboratories Inc
377 Sheffield Ave
North Babylon, NY 11703
631 422-5777

LAB NO.110041.01

01/07/11

Tetra Tech NUS, Inc., Twin Oaks I
 5700 Lake Wright Drive, Suite 309
 Norfolk, VA 23502

ATTN: David Brayack

PO#:66 LAB

SOURCE OF SAMPLE: NWIRP Bethpage, NY

SOURCE OF SAMPLE: CTO No.066

COLLECTED BY: Client DATE COL'D:01/03/11 RECEIVED:01/05/11

TIME COL'D:1400

MATRIX:QC SAMPLE: BP-VPB-TB-010311

Top Depth = ft, Bottom Depth = ft, Grab

ANALYTICAL PARAMETERS	UNITS	RESULT	DATE TIME	FLAG	OF ANALYSIS	LRL	ANALYTICAL METHOD
1,2 Dibromoethane	ug/L	< 1	010711			1	EPA8260
Chlorobenzene	ug/L	< 1	010711			1	EPA8260
Ethyl Benzene	ug/L	< 1	010711			1	EPA8260
Xylene	ug/L	< 3	010711			3	EPA8260
Styrene	ug/L	< 1	010711			1	EPA8260
Bromoform	ug/L	< 1	010711			1	EPA8260
Isopropylbenzene	ug/L	< 1	010711			1	EPA8260
1122Tetrachloroethane	ug/L	< 1	010711			1	EPA8260
1,3 Dichlorobenzene (v)	ug/L	< 1	010711			1	EPA8260
1,4 Dichlorobenzene (v)	ug/L	< 1	010711			1	EPA8260
1,2 Dichlorobenzene (v)	ug/L	< 1	010711			1	EPA8260
Dibromochloropropane	ug/L	< 1	010711			1	EPA8260
124-Trichlorobenzene (v)	ug/L	< 1	010711			1	EPA8260
ter. ButylMethylEther	ug/L	< 1	010711			1	EPA8260
Freon 113	ug/L	< 1	010711			1	EPA8260
Acetone	ug/L	< 10	010711			10	EPA8260
Methyl Ethyl Ketone	ug/L	< 10	010711			10	EPA8260
Methylisobutylketone	ug/L	< 10	010711			10	EPA8260
Carbon disulfide	ug/L	< 1	010711			1	EPA8260
Methyl Acetate	ug/L	< 1	010711			1	EPA8260
Cyclohexane	ug/L	< 1	010711			1	EPA8260
2-Hexanone	ug/L	< 10	010711			10	EPA8260
Methylcyclohexane	ug/L	< 1	010711			1	EPA8260

cc:Ernie Wu

LRL=laboratory Reporting Limit

REMARKS:

DIRECTOR 

Report of Analysis

Client:	Tetra Tech NUS, Inc.	Date Collected:	01/10/11
Project:	Bethpage CTO-066	Date Received:	01/14/11
Client Sample ID:	BP-VPB128-GW-308-C	SDG No.:	C1106
Lab Sample ID:	C1106-02	Matrix:	WATER
Analytical Method:	SW8260B	% Moisture:	100
Sample Wt/Vol:	5 Units: mL	Final Vol:	5000 uL
Soil Aliquot Vol:	uL	Test:	VOC-TCLVOA-10

File ID/Qc Batch:	Dilution:	Prep Date	Date Analyzed	Prep Batch ID
VG032555.D	1		01/14/11	VG011411

CAS Number	Parameter	Conc.	Qualifier	MDL	LOD	LOQ	Units
TARGETS							
75-71-8	Dichlorodifluoromethane	0.5	U	0.2	0.5	1	ug/L
74-87-3	Chloromethane	0.5	U	0.2	0.5	1	ug/L
75-01-4	Vinyl Chloride	0.5	U	0.34	0.5	1	ug/L
74-83-9	Bromomethane	0.5	U	0.2	0.5	1	ug/L
75-00-3	Chloroethane	0.5	U	0.2	0.5	1	ug/L
75-69-4	Trichlorofluoromethane	0.5	U	0.35	0.5	1	ug/L
76-13-1	1,1,2-Trichlorotrifluoroethane	0.5	U	0.45	0.5	1	ug/L
75-35-4	1,1-Dichloroethene	0.5	U	0.47	0.5	1	ug/L
67-64-1	Acetone	2.5	U	0.5	2.5	5	ug/L
75-15-0	Carbon Disulfide	0.5	U	0.2	0.5	1	ug/L
1634-04-4	Methyl tert-butyl Ether	0.5	U	0.35	0.5	1	ug/L
79-20-9	Methyl Acetate	0.5	U	0.2	0.5	1	ug/L
75-09-2	Methylene Chloride	0.5	U	0.41	0.5	1	ug/L
156-60-5	trans-1,2-Dichloroethene	0.5	U	0.41	0.5	1	ug/L
75-34-3	1,1-Dichloroethane	0.5	U	0.36	0.5	1	ug/L
110-82-7	Cyclohexane	0.5	U	0.2	0.5	1	ug/L
78-93-3	2-Butanone	2.5	U	1.3	2.5	5	ug/L
56-23-5	Carbon Tetrachloride	0.5	U	0.2	0.5	1	ug/L
156-59-2	cis-1,2-Dichloroethene	0.5	U	0.35	0.5	1	ug/L
67-66-3	Chloroform	0.5	U	0.34	0.5	1	ug/L
71-55-6	1,1,1-Trichloroethane	0.5	U	0.4	0.5	1	ug/L
108-87-2	Methylcyclohexane	0.5	U	0.2	0.5	1	ug/L
71-43-2	Benzene	0.5	U	0.32	0.5	1	ug/L
107-06-2	1,2-Dichloroethane	0.5	U	0.48	0.5	1	ug/L
79-01-6	Trichloroethene	0.5	U	0.28	0.5	1	ug/L
78-87-5	1,2-Dichloropropane	0.5	U	0.46	0.5	1	ug/L
75-27-4	Bromodichloromethane	0.5	U	0.36	0.5	1	ug/L
108-10-1	4-Methyl-2-Pentanone	2.5	U	2.1	2.5	5	ug/L
108-88-3	Toluene	0.5	U	0.37	0.5	1	ug/L
10061-02-6	t-1,3-Dichloropropene	0.5	U	0.29	0.5	1	ug/L
10061-01-5	cis-1,3-Dichloropropene	0.5	U	0.31	0.5	1	ug/L
79-00-5	1,1,2-Trichloroethane	0.5	U	0.38	0.5	1	ug/L
591-78-6	2-Hexanone	2.5	U	1.9	2.5	5	ug/L
124-48-1	Dibromochloromethane	0.5	U	0.2	0.5	1	ug/L
106-93-4	1,2-Dibromoethane	0.5	U	0.41	0.5	1	ug/L

Report of Analysis

Client:	Tetra Tech NUS, Inc.	Date Collected:	01/10/11
Project:	Bethpage CTO-066	Date Received:	01/14/11
Client Sample ID:	BP-VPB128-GW-308-C	SDG No.:	C1106
Lab Sample ID:	C1106-02	Matrix:	WATER
Analytical Method:	SW8260B	% Moisture:	100
Sample Wt/Vol:	5 Units: mL	Final Vol:	5000 uL
Soil Aliquot Vol:	uL	Test:	VOC-TCLVOA-10
File ID/Qc Batch:	Dilution:	Prep Date	Date Analyzed
VG032555.D	1		01/14/11
			Prep Batch ID
			VG011411

CAS Number	Parameter	Conc.	Qualifier	MDL	LOD	LOQ	Units
127-18-4	Tetrachloroethene	0.5	U	0.27	0.5	1	ug/L
108-90-7	Chlorobenzene	0.5	U	0.49	0.5	1	ug/L
100-41-4	Ethyl Benzene	0.5	U	0.2	0.5	1	ug/L
179601-23-1	m/p-Xylenes	1	U	0.95	1	2	ug/L
95-47-6	o-Xylene	0.5	U	0.43	0.5	1	ug/L
100-42-5	Styrene	0.5	U	0.36	0.5	1	ug/L
75-25-2	Bromoform	0.5	U	0.47	0.5	1	ug/L
98-82-8	Isopropylbenzene	0.5	U	0.45	0.5	1	ug/L
79-34-5	1,1,2,2-Tetrachloroethane	0.5	U	0.31	0.5	1	ug/L
541-73-1	1,3-Dichlorobenzene	0.5	U	0.43	0.5	1	ug/L
106-46-7	1,4-Dichlorobenzene	0.5	U	0.32	0.5	1	ug/L
95-50-1	1,2-Dichlorobenzene	0.5	U	0.45	0.5	1	ug/L
96-12-8	1,2-Dibromo-3-Chloropropane	0.5	U	0.46	0.5	1	ug/L
120-82-1	1,2,4-Trichlorobenzene	0.5	U	0.2	0.5	1	ug/L
SURROGATES							
17060-07-0	1,2-Dichloroethane-d4	47.3		70 - 120		95%	SPK: 50
1868-53-7	Dibromofluoromethane	57.9	*	85 - 115		116%	SPK: 50
2037-26-5	Toluene-d8	41	*	85 - 120		82%	SPK: 50
460-00-4	4-Bromofluorobenzene	51.5		75 - 120		103%	SPK: 50
INTERNAL STANDARDS							
363-72-4	Pentafluorobenzene	568489	3.85				
540-36-3	1,4-Difluorobenzene	1071090	4.64				
3114-55-4	Chlorobenzene-d5	967987	9.62				
3855-82-1	1,4-Dichlorobenzene-d4	414504	13.32				
TENTITIVE IDENTIFIED COMPOUNDS							
000124-13-0	Octanal	5.0	J			13.75	ug/L
000124-19-6	Nonanal	7.6	J			15.55	ug/L

U = Not Detected
 LOQ = Limit of Quantitation
 MDL = Method Detection Limit
 LOD = Limit of Detection
 E = Value Exceeds Calibration Range

J = Estimated Value
 B = Analyte Found in Associated Method Blank
 N = Presumptive Evidence of a Compound
 * = Values outside of QC limits

Report of Analysis

Client:	Tetra Tech NUS, Inc.	Date Collected:	01/10/11
Project:	Bethpage CTO-066	Date Received:	01/14/11
Client Sample ID:	BP-VPB128-GW-308-CRE	SDG No.:	C1106
Lab Sample ID:	C1106-02RE	Matrix:	WATER
Analytical Method:	SW8260B	% Moisture:	100
Sample Wt/Vol:	5 Units: mL	Final Vol:	5000 uL
Soil Aliquot Vol:	uL	Test:	VOC-TCLVOA-10

File ID/Qc Batch:	Dilution:	Prep Date	Date Analyzed	Prep Batch ID
VG032660.D	1		01/21/11	VG012111

CAS Number	Parameter	Conc.	Qualifier	MDL	LOD	LOQ	Units
TARGETS							
75-71-8	Dichlorodifluoromethane	0.5	U	0.2	0.5	1	ug/L
74-87-3	Chloromethane	0.5	U	0.2	0.5	1	ug/L
75-01-4	Vinyl Chloride	0.5	U	0.34	0.5	1	ug/L
74-83-9	Bromomethane	0.5	U	0.2	0.5	1	ug/L
75-00-3	Chloroethane	0.5	U	0.2	0.5	1	ug/L
75-69-4	Trichlorofluoromethane	0.5	U	0.35	0.5	1	ug/L
76-13-1	1,1,2-Trichlorotrifluoroethane	0.5	U	0.45	0.5	1	ug/L
75-35-4	1,1-Dichloroethene	0.5	U	0.47	0.5	1	ug/L
67-64-1	Acetone	2.5	U	0.5	2.5	5	ug/L
75-15-0	Carbon Disulfide	0.5	U	0.2	0.5	1	ug/L
1634-04-4	Methyl tert-butyl Ether	0.5	U	0.35	0.5	1	ug/L
79-20-9	Methyl Acetate	0.5	U	0.2	0.5	1	ug/L
75-09-2	Methylene Chloride	0.5	U	0.41	0.5	1	ug/L
156-60-5	trans-1,2-Dichloroethene	0.5	U	0.41	0.5	1	ug/L
75-34-3	1,1-Dichloroethane	0.5	U	0.36	0.5	1	ug/L
110-82-7	Cyclohexane	0.5	U	0.2	0.5	1	ug/L
78-93-3	2-Butanone	2.5	U	1.3	2.5	5	ug/L
56-23-5	Carbon Tetrachloride	0.5	U	0.2	0.5	1	ug/L
156-59-2	cis-1,2-Dichloroethene	0.5	U	0.35	0.5	1	ug/L
67-66-3	Chloroform	0.5	U	0.34	0.5	1	ug/L
71-55-6	1,1,1-Trichloroethane	0.5	U	0.4	0.5	1	ug/L
108-87-2	Methylcyclohexane	0.5	U	0.2	0.5	1	ug/L
71-43-2	Benzene	0.5	U	0.32	0.5	1	ug/L
107-06-2	1,2-Dichloroethane	0.5	U	0.48	0.5	1	ug/L
79-01-6	Trichloroethene	0.5	U	0.28	0.5	1	ug/L
78-87-5	1,2-Dichloropropane	0.5	U	0.46	0.5	1	ug/L
75-27-4	Bromodichloromethane	0.5	U	0.36	0.5	1	ug/L
108-10-1	4-Methyl-2-Pentanone	2.5	U	2.1	2.5	5	ug/L
108-88-3	Toluene	0.5	U	0.37	0.5	1	ug/L
10061-02-6	t-1,3-Dichloropropene	0.5	U	0.29	0.5	1	ug/L
10061-01-5	cis-1,3-Dichloropropene	0.5	U	0.31	0.5	1	ug/L
79-00-5	1,1,2-Trichloroethane	0.5	U	0.38	0.5	1	ug/L
591-78-6	2-Hexanone	2.5	U	1.9	2.5	5	ug/L
124-48-1	Dibromochloromethane	0.5	U	0.2	0.5	1	ug/L
106-93-4	1,2-Dibromoethane	0.5	U	0.41	0.5	1	ug/L

Report of Analysis

Client:	Tetra Tech NUS, Inc.	Date Collected:	01/10/11
Project:	Bethpage CTO-066	Date Received:	01/14/11
Client Sample ID:	BP-VPB128-GW-308-CRE	SDG No.:	C1106
Lab Sample ID:	C1106-02RE	Matrix:	WATER
Analytical Method:	SW8260B	% Moisture:	100
Sample Wt/Vol:	5 Units: mL	Final Vol:	5000 uL
Soil Aliquot Vol:	uL	Test:	VOC-TCLVOA-10

File ID/Qc Batch:	Dilution:	Prep Date	Date Analyzed	Prep Batch ID
VG032660.D	1		01/21/11	VG012111

CAS Number	Parameter	Conc.	Qualifier	MDL	LOD	LOQ	Units
127-18-4	Tetrachloroethene	0.5	U	0.27	0.5	1	ug/L
108-90-7	Chlorobenzene	0.5	U	0.49	0.5	1	ug/L
100-41-4	Ethyl Benzene	0.5	U	0.2	0.5	1	ug/L
179601-23-1	m/p-Xylenes	1	U	0.95	1	2	ug/L
95-47-6	o-Xylene	0.5	U	0.43	0.5	1	ug/L
100-42-5	Styrene	0.5	U	0.36	0.5	1	ug/L
75-25-2	Bromoform	0.5	U	0.47	0.5	1	ug/L
98-82-8	Isopropylbenzene	0.5	U	0.45	0.5	1	ug/L
79-34-5	1,1,2,2-Tetrachloroethane	0.5	U	0.31	0.5	1	ug/L
541-73-1	1,3-Dichlorobenzene	0.5	U	0.43	0.5	1	ug/L
106-46-7	1,4-Dichlorobenzene	0.5	U	0.32	0.5	1	ug/L
95-50-1	1,2-Dichlorobenzene	0.5	U	0.45	0.5	1	ug/L
96-12-8	1,2-Dibromo-3-Chloropropane	0.5	U	0.46	0.5	1	ug/L
120-82-1	1,2,4-Trichlorobenzene	0.5	U	0.2	0.5	1	ug/L
SURROGATES							
17060-07-0	1,2-Dichloroethane-d4	47.4		70 - 120		95%	SPK: 50
1868-53-7	Dibromofluoromethane	49.7		85 - 115		99%	SPK: 50
2037-26-5	Toluene-d8	39.6	*	85 - 120		79%	SPK: 50
460-00-4	4-Bromofluorobenzene	50.7		75 - 120		101%	SPK: 50
INTERNAL STANDARDS							
363-72-4	Pentafluorobenzene	707679	3.87				
540-36-3	1,4-Difluorobenzene	1311950	4.67				
3114-55-4	Chlorobenzene-d5	1176110	9.64				
3855-82-1	1,4-Dichlorobenzene-d4	475640	13.35				

U = Not Detected

LOQ = Limit of Quantitation

MDL = Method Detection Limit

LOD = Limit of Detection

E = Value Exceeds Calibration Range

J = Estimated Value

B = Analyte Found in Associated Method Blank

N = Presumptive Evidence of a Compound

* = Values outside of QC limits

D = Dilution

Report of Analysis

Client:	Tetra Tech NUS, Inc.	Date Collected:	01/11/11
Project:	Bethpage CTO-066	Date Received:	01/14/11
Client Sample ID:	BP-VPB128-GW-348-C	SDG No.:	C1106
Lab Sample ID:	C1106-03	Matrix:	WATER
Analytical Method:	SW8260B	% Moisture:	100
Sample Wt/Vol:	5 Units: mL	Final Vol:	5000 uL
Soil Aliquot Vol:	uL	Test:	VOC-TCLVOA-10

File ID/Qc Batch:	Dilution:	Prep Date	Date Analyzed	Prep Batch ID
VG032559.D	1		01/14/11	VG011411

CAS Number	Parameter	Conc.	Qualifier	MDL	LOD	LOQ	Units
TARGETS							
75-71-8	Dichlorodifluoromethane	0.5	U	0.2	0.5	1	ug/L
74-87-3	Chloromethane	0.5	U	0.2	0.5	1	ug/L
75-01-4	Vinyl Chloride	0.5	U	0.34	0.5	1	ug/L
74-83-9	Bromomethane	0.5	U	0.2	0.5	1	ug/L
75-00-3	Chloroethane	0.5	U	0.2	0.5	1	ug/L
75-69-4	Trichlorofluoromethane	0.5	U	0.35	0.5	1	ug/L
76-13-1	1,1,2-Trichlorotrifluoroethane	0.5	U	0.45	0.5	1	ug/L
75-35-4	1,1-Dichloroethene	0.5	U	0.47	0.5	1	ug/L
67-64-1	Acetone	2.5	U	0.5	2.5	5	ug/L
75-15-0	Carbon Disulfide	0.5	U	0.2	0.5	1	ug/L
1634-04-4	Methyl tert-butyl Ether	0.5	U	0.35	0.5	1	ug/L
79-20-9	Methyl Acetate	0.5	U	0.2	0.5	1	ug/L
75-09-2	Methylene Chloride	0.5	U	0.41	0.5	1	ug/L
156-60-5	trans-1,2-Dichloroethene	0.5	U	0.41	0.5	1	ug/L
75-34-3	1,1-Dichloroethane	0.5	U	0.36	0.5	1	ug/L
110-82-7	Cyclohexane	0.5	U	0.2	0.5	1	ug/L
78-93-3	2-Butanone	2.5	U	1.3	2.5	5	ug/L
56-23-5	Carbon Tetrachloride	0.5	U	0.2	0.5	1	ug/L
156-59-2	cis-1,2-Dichloroethene	0.5	U	0.35	0.5	1	ug/L
67-66-3	Chloroform	0.5	U	0.34	0.5	1	ug/L
71-55-6	1,1,1-Trichloroethane	0.5	U	0.4	0.5	1	ug/L
108-87-2	Methylcyclohexane	0.5	U	0.2	0.5	1	ug/L
71-43-2	Benzene	0.5	U	0.32	0.5	1	ug/L
107-06-2	1,2-Dichloroethane	0.5	U	0.48	0.5	1	ug/L
79-01-6	Trichloroethene	0.5	U	0.28	0.5	1	ug/L
78-87-5	1,2-Dichloropropane	0.5	U	0.46	0.5	1	ug/L
75-27-4	Bromodichloromethane	0.5	U	0.36	0.5	1	ug/L
108-10-1	4-Methyl-2-Pentanone	2.5	U	2.1	2.5	5	ug/L
108-88-3	Toluene	0.5	U	0.37	0.5	1	ug/L
10061-02-6	t-1,3-Dichloropropene	0.5	U	0.29	0.5	1	ug/L
10061-01-5	cis-1,3-Dichloropropene	0.5	U	0.31	0.5	1	ug/L
79-00-5	1,1,2-Trichloroethane	0.5	U	0.38	0.5	1	ug/L
591-78-6	2-Hexanone	2.5	U	1.9	2.5	5	ug/L
124-48-1	Dibromochloromethane	0.5	U	0.2	0.5	1	ug/L
106-93-4	1,2-Dibromoethane	0.5	U	0.41	0.5	1	ug/L

Report of Analysis

Client:	Tetra Tech NUS, Inc.	Date Collected:	01/11/11
Project:	Bethpage CTO-066	Date Received:	01/14/11
Client Sample ID:	BP-VPB128-GW-348-C	SDG No.:	C1106
Lab Sample ID:	C1106-03	Matrix:	WATER
Analytical Method:	SW8260B	% Moisture:	100
Sample Wt/Vol:	5 Units: mL	Final Vol:	5000 uL
Soil Aliquot Vol:	uL	Test:	VOC-TCLVOA-10

File ID/Qc Batch:	Dilution:	Prep Date	Date Analyzed	Prep Batch ID
VG032559.D	1		01/14/11	VG011411

CAS Number	Parameter	Conc.	Qualifier	MDL	LOD	LOQ	Units
127-18-4	Tetrachloroethene	0.5	U	0.27	0.5	1	ug/L
108-90-7	Chlorobenzene	0.5	U	0.49	0.5	1	ug/L
100-41-4	Ethyl Benzene	0.5	U	0.2	0.5	1	ug/L
179601-23-1	m/p-Xylenes	1	U	0.95	1	2	ug/L
95-47-6	o-Xylene	0.5	U	0.43	0.5	1	ug/L
100-42-5	Styrene	0.5	U	0.36	0.5	1	ug/L
75-25-2	Bromoform	0.5	U	0.47	0.5	1	ug/L
98-82-8	Isopropylbenzene	0.5	U	0.45	0.5	1	ug/L
79-34-5	1,1,2,2-Tetrachloroethane	0.5	U	0.31	0.5	1	ug/L
541-73-1	1,3-Dichlorobenzene	0.5	U	0.43	0.5	1	ug/L
106-46-7	1,4-Dichlorobenzene	0.5	U	0.32	0.5	1	ug/L
95-50-1	1,2-Dichlorobenzene	0.5	U	0.45	0.5	1	ug/L
96-12-8	1,2-Dibromo-3-Chloropropane	0.5	U	0.46	0.5	1	ug/L
120-82-1	1,2,4-Trichlorobenzene	0.5	U	0.2	0.5	1	ug/L
SURROGATES							
17060-07-0	1,2-Dichloroethane-d4	49.6		70 - 120		99%	SPK: 50
1868-53-7	Dibromofluoromethane	59.9	*	85 - 115		120%	SPK: 50
2037-26-5	Toluene-d8	46		85 - 120		92%	SPK: 50
460-00-4	4-Bromofluorobenzene	54.4		75 - 120		109%	SPK: 50
INTERNAL STANDARDS							
363-72-4	Pentafluorobenzene	531085	3.85				
540-36-3	1,4-Difluorobenzene	991960	4.64				
3114-55-4	Chlorobenzene-d5	908930	9.62				
3855-82-1	1,4-Dichlorobenzene-d4	410992	13.33				

U = Not Detected
 LOQ = Limit of Quantitation
 MDL = Method Detection Limit
 LOD = Limit of Detection
 E = Value Exceeds Calibration Range

J = Estimated Value
 B = Analyte Found in Associated Method Blank
 N = Presumptive Evidence of a Compound
 * = Values outside of QC limits
 D = Dilution

Report of Analysis

Client:	Tetra Tech NUS, Inc.		Date Collected:	01/11/11	
Project:	Bethpage CTO-066		Date Received:	01/14/11	
Client Sample ID:	BP-VPB128-GW-348-CRE		SDG No.:	C1106	
Lab Sample ID:	C1106-03RE		Matrix:	WATER	
Analytical Method:	SW8260B		% Moisture:	100	
Sample Wt/Vol:	5	Units: mL	Final Vol:	5000	uL
Soil Aliquot Vol:	uL		Test:	VOC-TCLVOA-10	
File ID/Qc Batch:	Dilution:	Prep Date	Date Analyzed	Prep Batch ID	
VG032661.D	1		01/21/11	VG012111	

CAS Number	Parameter	Conc.	Qualifier	MDL	LOD	LOQ	Units
TARGETS							
75-71-8	Dichlorodifluoromethane	0.5	U	0.2	0.5	1	ug/L
74-87-3	Chloromethane	0.5	U	0.2	0.5	1	ug/L
75-01-4	Vinyl Chloride	0.5	U	0.34	0.5	1	ug/L
74-83-9	Bromomethane	0.5	U	0.2	0.5	1	ug/L
75-00-3	Chloroethane	0.5	U	0.2	0.5	1	ug/L
75-69-4	Trichlorofluoromethane	0.5	U	0.35	0.5	1	ug/L
76-13-1	1,1,2-Trichlorotrifluoroethane	0.5	U	0.45	0.5	1	ug/L
75-35-4	1,1-Dichloroethene	0.5	U	0.47	0.5	1	ug/L
67-64-1	Acetone	2.5	U	0.5	2.5	5	ug/L
75-15-0	Carbon Disulfide	0.5	U	0.2	0.5	1	ug/L
1634-04-4	Methyl tert-butyl Ether	0.5	U	0.35	0.5	1	ug/L
79-20-9	Methyl Acetate	0.5	U	0.2	0.5	1	ug/L
75-09-2	Methylene Chloride	0.5	U	0.41	0.5	1	ug/L
156-60-5	trans-1,2-Dichloroethene	0.5	U	0.41	0.5	1	ug/L
75-34-3	1,1-Dichloroethane	0.5	U	0.36	0.5	1	ug/L
110-82-7	Cyclohexane	0.5	U	0.2	0.5	1	ug/L
78-93-3	2-Butanone	2.5	U	1.3	2.5	5	ug/L
56-23-5	Carbon Tetrachloride	0.5	U	0.2	0.5	1	ug/L
156-59-2	cis-1,2-Dichloroethene	0.5	U	0.35	0.5	1	ug/L
67-66-3	Chloroform	0.5	U	0.34	0.5	1	ug/L
71-55-6	1,1,1-Trichloroethane	0.5	U	0.4	0.5	1	ug/L
108-87-2	Methylcyclohexane	0.5	U	0.2	0.5	1	ug/L
71-43-2	Benzene	0.5	U	0.32	0.5	1	ug/L
107-06-2	1,2-Dichloroethane	0.5	U	0.48	0.5	1	ug/L
79-01-6	Trichloroethene	0.5	U	0.28	0.5	1	ug/L
78-87-5	1,2-Dichloropropane	0.5	U	0.46	0.5	1	ug/L
75-27-4	Bromodichloromethane	0.5	U	0.36	0.5	1	ug/L
108-10-1	4-Methyl-2-Pentanone	2.5	U	2.1	2.5	5	ug/L
108-88-3	Toluene	0.5	U	0.37	0.5	1	ug/L
10061-02-6	t-1,3-Dichloropropene	0.5	U	0.29	0.5	1	ug/L
10061-01-5	cis-1,3-Dichloropropene	0.5	U	0.31	0.5	1	ug/L
79-00-5	1,1,2-Trichloroethane	0.5	U	0.38	0.5	1	ug/L
591-78-6	2-Hexanone	2.5	U	1.9	2.5	5	ug/L
124-48-1	Dibromochloromethane	0.5	U	0.2	0.5	1	ug/L
106-93-4	1,2-Dibromoethane	0.5	U	0.41	0.5	1	ug/L

Report of Analysis

Client:	Tetra Tech NUS, Inc.	Date Collected:	01/11/11
Project:	Bethpage CTO-066	Date Received:	01/14/11
Client Sample ID:	BP-VPB128-GW-348-CRE	SDG No.:	C1106
Lab Sample ID:	C1106-03RE	Matrix:	WATER
Analytical Method:	SW8260B	% Moisture:	100
Sample Wt/Vol:	5 Units: mL	Final Vol:	5000 uL
Soil Aliquot Vol:	uL	Test:	VOC-TCLVOA-10
File ID/Qc Batch:	Dilution:	Prep Date	Date Analyzed
VG032661.D	1		01/21/11
			Prep Batch ID
			VG012111

CAS Number	Parameter	Conc.	Qualifier	MDL	LOD	LOQ	Units
127-18-4	Tetrachloroethene	0.5	U	0.27	0.5	1	ug/L
108-90-7	Chlorobenzene	0.5	U	0.49	0.5	1	ug/L
100-41-4	Ethyl Benzene	0.5	U	0.2	0.5	1	ug/L
179601-23-1	m/p-Xylenes	1	U	0.95	1	2	ug/L
95-47-6	o-Xylene	0.5	U	0.43	0.5	1	ug/L
100-42-5	Styrene	0.5	U	0.36	0.5	1	ug/L
75-25-2	Bromoform	0.5	U	0.47	0.5	1	ug/L
98-82-8	Isopropylbenzene	0.5	U	0.45	0.5	1	ug/L
79-34-5	1,1,2,2-Tetrachloroethane	0.5	U	0.31	0.5	1	ug/L
541-73-1	1,3-Dichlorobenzene	0.5	U	0.43	0.5	1	ug/L
106-46-7	1,4-Dichlorobenzene	0.5	U	0.32	0.5	1	ug/L
95-50-1	1,2-Dichlorobenzene	0.5	U	0.45	0.5	1	ug/L
96-12-8	1,2-Dibromo-3-Chloropropane	0.5	U	0.46	0.5	1	ug/L
120-82-1	1,2,4-Trichlorobenzene	0.5	U	0.2	0.5	1	ug/L
SURROGATES							
17060-07-0	1,2-Dichloroethane-d4	46.1		70 - 120		92%	SPK: 50
1868-53-7	Dibromofluoromethane	49.7		85 - 115		99%	SPK: 50
2037-26-5	Toluene-d8	41.2	*	85 - 120		82%	SPK: 50
460-00-4	4-Bromofluorobenzene	55.6		75 - 120		111%	SPK: 50
INTERNAL STANDARDS							
363-72-4	Pentafluorobenzene	680516	3.87				
540-36-3	1,4-Difluorobenzene	1195120	4.67				
3114-55-4	Chlorobenzene-d5	1099310	9.64				
3855-82-1	1,4-Dichlorobenzene-d4	473642	13.35				

U = Not Detected
 LOQ = Limit of Quantitation
 MDL = Method Detection Limit
 LOD = Limit of Detection
 E = Value Exceeds Calibration Range

J = Estimated Value
 B = Analyte Found in Associated Method Blank
 N = Presumptive Evidence of a Compound
 * = Values outside of QC limits
 D = Dilution

Report of Analysis

Client:	Tetra Tech NUS, Inc.		Date Collected:	01/13/11	
Project:	Bethpage CTO-066		Date Received:	01/14/11	
Client Sample ID:	BP-VPB128-GW-368-C		SDG No.:	C1106	
Lab Sample ID:	C1106-04		Matrix:	WATER	
Analytical Method:	SW8260B		% Moisture:	100	
Sample Wt/Vol:	5	Units: mL	Final Vol:	5000	uL
Soil Aliquot Vol:	uL		Test:	VOC-TCLVOA-10	
File ID/Qc Batch:	Dilution:	Prep Date	Date Analyzed	Prep Batch ID	
VG032662.D	10		01/21/11	VG012111	

CAS Number	Parameter	Conc.	Qualifier	MDL	LOD	LOQ	Units
TARGETS							
75-71-8	Dichlorodifluoromethane	5	U	2	5	10	ug/L
74-87-3	Chloromethane	5	U	2	5	10	ug/L
75-01-4	Vinyl Chloride	5	U	3.4	5	10	ug/L
74-83-9	Bromomethane	5	U	2	5	10	ug/L
75-00-3	Chloroethane	5	U	2	5	10	ug/L
75-69-4	Trichlorofluoromethane	5	U	3.5	5	10	ug/L
76-13-1	1,1,2-Trichlorotrifluoroethane	5	U	4.5	5	10	ug/L
75-35-4	1,1-Dichloroethene	5	U	4.7	5	10	ug/L
67-64-1	Acetone	64		5	25	50	ug/L
75-15-0	Carbon Disulfide	5	U	2	5	10	ug/L
1634-04-4	Methyl tert-butyl Ether	5	U	3.5	5	10	ug/L
79-20-9	Methyl Acetate	5	U	2	5	10	ug/L
75-09-2	Methylene Chloride	7.2	J	4.1	5	10	ug/L
156-60-5	trans-1,2-Dichloroethene	5	U	4.1	5	10	ug/L
75-34-3	1,1-Dichloroethane	5	U	3.6	5	10	ug/L
110-82-7	Cyclohexane	5	U	2	5	10	ug/L
78-93-3	2-Butanone	25	U	13	25	50	ug/L
56-23-5	Carbon Tetrachloride	5	U	2	5	10	ug/L
156-59-2	cis-1,2-Dichloroethene	5	U	3.5	5	10	ug/L
67-66-3	Chloroform	5	U	3.4	5	10	ug/L
71-55-6	1,1,1-Trichloroethane	5	U	4	5	10	ug/L
108-87-2	Methylcyclohexane	5	U	2	5	10	ug/L
71-43-2	Benzene	5	U	3.2	5	10	ug/L
107-06-2	1,2-Dichloroethane	5	U	4.8	5	10	ug/L
79-01-6	Trichloroethene	5	U	2.8	5	10	ug/L
78-87-5	1,2-Dichloropropane	5	U	4.6	5	10	ug/L
75-27-4	Bromodichloromethane	5	U	3.6	5	10	ug/L
108-10-1	4-Methyl-2-Pentanone	25	U	21	25	50	ug/L
108-88-3	Toluene	5	U	3.7	5	10	ug/L
10061-02-6	t-1,3-Dichloropropene	5	U	2.9	5	10	ug/L
10061-01-5	cis-1,3-Dichloropropene	5	U	3.1	5	10	ug/L
79-00-5	1,1,2-Trichloroethane	5	U	3.8	5	10	ug/L
591-78-6	2-Hexanone	25	U	19	25	50	ug/L
124-48-1	Dibromochloromethane	5	U	2	5	10	ug/L
106-93-4	1,2-Dibromoethane	5	U	4.1	5	10	ug/L

Report of Analysis

Client:	Tetra Tech NUS, Inc.		Date Collected:	01/13/11
Project:	Bethpage CTO-066		Date Received:	01/14/11
Client Sample ID:	BP-VPB128-GW-368-C		SDG No.:	C1106
Lab Sample ID:	C1106-04		Matrix:	WATER
Analytical Method:	SW8260B		% Moisture:	100
Sample Wt/Vol:	5	Units: mL	Final Vol:	5000 uL
Soil Aliquot Vol:	uL		Test:	VOC-TCLVOA-10
File ID/Qc Batch:	Dilution:	Prep Date	Date Analyzed	Prep Batch ID
VG032662.D	10		01/21/11	VG012111

CAS Number	Parameter	Conc.	Qualifier	MDL	LOD	LOQ	Units
127-18-4	Tetrachloroethene	5	U	2.7	5	10	ug/L
108-90-7	Chlorobenzene	5	U	4.9	5	10	ug/L
100-41-4	Ethyl Benzene	5	U	2	5	10	ug/L
179601-23-1	m/p-Xylenes	10	U	9.5	10	20	ug/L
95-47-6	o-Xylene	5	U	4.3	5	10	ug/L
100-42-5	Styrene	5	U	3.6	5	10	ug/L
75-25-2	Bromoform	5	U	4.7	5	10	ug/L
98-82-8	Isopropylbenzene	5	U	4.5	5	10	ug/L
79-34-5	1,1,2,2-Tetrachloroethane	5	U	3.1	5	10	ug/L
541-73-1	1,3-Dichlorobenzene	5	U	4.3	5	10	ug/L
106-46-7	1,4-Dichlorobenzene	5	U	3.2	5	10	ug/L
95-50-1	1,2-Dichlorobenzene	5	U	4.5	5	10	ug/L
96-12-8	1,2-Dibromo-3-Chloropropane	5	U	4.6	5	10	ug/L
120-82-1	1,2,4-Trichlorobenzene	5	U	2	5	10	ug/L
SURROGATES							
17060-07-0	1,2-Dichloroethane-d4	46.8		70 - 120		94%	SPK: 50
1868-53-7	Dibromofluoromethane	50		85 - 115		100%	SPK: 50
2037-26-5	Toluene-d8	46.5		85 - 120		93%	SPK: 50
460-00-4	4-Bromofluorobenzene	54.8		75 - 120		110%	SPK: 50
INTERNAL STANDARDS							
363-72-4	Pentafluorobenzene	662141	3.87				
540-36-3	1,4-Difluorobenzene	1206080	4.66				
3114-55-4	Chlorobenzene-d5	1095550	9.64				
3855-82-1	1,4-Dichlorobenzene-d4	443863	13.34				

U = Not Detected
 LOQ = Limit of Quantitation
 MDL = Method Detection Limit
 LOD = Limit of Detection
 E = Value Exceeds Calibration Range

J = Estimated Value
 B = Analyte Found in Associated Method Blank
 N = Presumptive Evidence of a Compound
 * = Values outside of QC limits
 D = Dilution

Report of Analysis

Client:	Tetra Tech NUS, Inc.	Date Collected:	01/10/11
Project:	Bethpage CTO-066	Date Received:	01/14/11
Client Sample ID:	BP-VPB-TB-011011-C	SDG No.:	C1106
Lab Sample ID:	C1106-01	Matrix:	WATER
Analytical Method:	SW8260B	% Moisture:	100
Sample Wt/Vol:	5 Units: mL	Final Vol:	5000 uL
Soil Aliquot Vol:	uL	Test:	VOC-TCLVOA-10

File ID/Qc Batch:	Dilution:	Prep Date	Date Analyzed	Prep Batch ID
VG032659.D	1		01/21/11	VG012111

CAS Number	Parameter	Conc.	Qualifier	MDL	LOD	LOQ	Units
TARGETS							
75-71-8	Dichlorodifluoromethane	0.5	U	0.2	0.5	1	ug/L
74-87-3	Chloromethane	0.5	U	0.2	0.5	1	ug/L
75-01-4	Vinyl Chloride	0.5	U	0.34	0.5	1	ug/L
74-83-9	Bromomethane	0.5	U	0.2	0.5	1	ug/L
75-00-3	Chloroethane	0.5	U	0.2	0.5	1	ug/L
75-69-4	Trichlorofluoromethane	0.5	U	0.35	0.5	1	ug/L
76-13-1	1,1,2-Trichlorotrifluoroethane	0.5	U	0.45	0.5	1	ug/L
75-35-4	1,1-Dichloroethene	0.5	U	0.47	0.5	1	ug/L
67-64-1	Acetone	2.5	U	0.5	2.5	5	ug/L
75-15-0	Carbon Disulfide	0.5	U	0.2	0.5	1	ug/L
1634-04-4	Methyl tert-butyl Ether	0.5	U	0.35	0.5	1	ug/L
79-20-9	Methyl Acetate	0.5	U	0.2	0.5	1	ug/L
75-09-2	Methylene Chloride	0.5	U	0.41	0.5	1	ug/L
156-60-5	trans-1,2-Dichloroethene	0.5	U	0.41	0.5	1	ug/L
75-34-3	1,1-Dichloroethane	0.5	U	0.36	0.5	1	ug/L
110-82-7	Cyclohexane	0.5	U	0.2	0.5	1	ug/L
78-93-3	2-Butanone	2.5	U	1.3	2.5	5	ug/L
56-23-5	Carbon Tetrachloride	0.5	U	0.2	0.5	1	ug/L
156-59-2	cis-1,2-Dichloroethene	0.5	U	0.35	0.5	1	ug/L
67-66-3	Chloroform	0.5	U	0.34	0.5	1	ug/L
71-55-6	1,1,1-Trichloroethane	0.5	U	0.4	0.5	1	ug/L
108-87-2	Methylcyclohexane	0.5	U	0.2	0.5	1	ug/L
71-43-2	Benzene	0.5	U	0.32	0.5	1	ug/L
107-06-2	1,2-Dichloroethane	0.5	U	0.48	0.5	1	ug/L
79-01-6	Trichloroethene	0.5	U	0.28	0.5	1	ug/L
78-87-5	1,2-Dichloropropane	0.5	U	0.46	0.5	1	ug/L
75-27-4	Bromodichloromethane	0.5	U	0.36	0.5	1	ug/L
108-10-1	4-Methyl-2-Pentanone	2.5	U	2.1	2.5	5	ug/L
108-88-3	Toluene	0.5	U	0.37	0.5	1	ug/L
10061-02-6	t-1,3-Dichloropropene	0.5	U	0.29	0.5	1	ug/L
10061-01-5	cis-1,3-Dichloropropene	0.5	U	0.31	0.5	1	ug/L
79-00-5	1,1,2-Trichloroethane	0.5	U	0.38	0.5	1	ug/L
591-78-6	2-Hexanone	2.5	U	1.9	2.5	5	ug/L
124-48-1	Dibromochloromethane	0.5	U	0.2	0.5	1	ug/L
106-93-4	1,2-Dibromoethane	0.5	U	0.41	0.5	1	ug/L

Report of Analysis

Client:	Tetra Tech NUS, Inc.		Date Collected:	01/10/11
Project:	Bethpage CTO-066		Date Received:	01/14/11
Client Sample ID:	BP-VPB-TB-011011-C		SDG No.:	C1106
Lab Sample ID:	C1106-01		Matrix:	WATER
Analytical Method:	SW8260B		% Moisture:	100
Sample Wt/Vol:	5	Units: mL	Final Vol:	5000 uL
Soil Aliquot Vol:	uL		Test:	VOC-TCLVOA-10
File ID/Qc Batch:	Dilution:	Prep Date	Date Analyzed	Prep Batch ID
VG032659.D	1		01/21/11	VG012111

CAS Number	Parameter	Conc.	Qualifier	MDL	LOD	LOQ	Units
127-18-4	Tetrachloroethene	0.5	U	0.27	0.5	1	ug/L
108-90-7	Chlorobenzene	0.5	U	0.49	0.5	1	ug/L
100-41-4	Ethyl Benzene	0.5	U	0.2	0.5	1	ug/L
179601-23-1	m/p-Xylenes	1	U	0.95	1	2	ug/L
95-47-6	o-Xylene	0.5	U	0.43	0.5	1	ug/L
100-42-5	Styrene	0.5	U	0.36	0.5	1	ug/L
75-25-2	Bromoform	0.5	U	0.47	0.5	1	ug/L
98-82-8	Isopropylbenzene	0.5	U	0.45	0.5	1	ug/L
79-34-5	1,1,2,2-Tetrachloroethane	0.5	U	0.31	0.5	1	ug/L
541-73-1	1,3-Dichlorobenzene	0.5	U	0.43	0.5	1	ug/L
106-46-7	1,4-Dichlorobenzene	0.5	U	0.32	0.5	1	ug/L
95-50-1	1,2-Dichlorobenzene	0.5	U	0.45	0.5	1	ug/L
96-12-8	1,2-Dibromo-3-Chloropropane	0.5	U	0.46	0.5	1	ug/L
120-82-1	1,2,4-Trichlorobenzene	0.5	U	0.2	0.5	1	ug/L
SURROGATES							
17060-07-0	1,2-Dichloroethane-d4	46.6		70 - 120		93%	SPK: 50
1868-53-7	Dibromofluoromethane	49.9		85 - 115		100%	SPK: 50
2037-26-5	Toluene-d8	46.8		85 - 120		94%	SPK: 50
460-00-4	4-Bromofluorobenzene	51.7		75 - 120		103%	SPK: 50
INTERNAL STANDARDS							
363-72-4	Pentafluorobenzene	743447	3.86				
540-36-3	1,4-Difluorobenzene	1347780	4.67				
3114-55-4	Chlorobenzene-d5	1167420	9.64				
3855-82-1	1,4-Dichlorobenzene-d4	477493	13.35				

U = Not Detected
 LOQ = Limit of Quantitation
 MDL = Method Detection Limit
 LOD = Limit of Detection
 E = Value Exceeds Calibration Range

J = Estimated Value
 B = Analyte Found in Associated Method Blank
 N = Presumptive Evidence of a Compound
 * = Values outside of QC limits
 D = Dilution

Report of Analysis

Client:	Tetra Tech NUS, Inc.	Date Collected:	01/10/11
Project:	Bethpage CTO-066	Date Received:	01/14/11
Client Sample ID:	BP-VPB128-SB-289	SDG No.:	C1106
Lab Sample ID:	C1106-05	Matrix:	SOIL
		% Solid:	75

Parameter	Conc.	Qua.	DF	MDL	LOD	LOQ	Units	Prep Date	Date Ana.	Ana Met.
TOC	32000		1	48.849	125	250	mg/Kg	01/31/11	01/31/11	9060

Comments:

U = Not Detected

LOQ = Limit of Quantitation

MDL = Method Detection Limit

LOD = Limit of Detection

D = Dilution

J = Estimated Value

B = Analyte Found in Associated Method Blank

N = Presumptive Evidence of a Compound

E = Value Exceeds Calibration Range

OR = Over Range

Section 5
VPB 128 Chain of Custody Records



TETRA TECH NUS, INC.

CHAIN OF CUSTODY

NUMBER NO 028434

110041

PAGE 1 OF 1

PROJECT NO:

112 G00622

FACILITY:

BETHPAGE 012

PROJECT MANAGER

D. BRAYACK

PHONE NUMBER

757 461 3824

LABORATORY NAME AND CONTACT:

ECO TEST

FIELD OPERATIONS LEADER

S CONTI

PHONE NUMBER

412 551 2629

ADDRESS

CARRIER/WAYBILL NUMBER

PICK UP (JOSH)

CITY, STATE

STANDARD TAT

RUSH TAT

24 hr. 48 hr. 72 hr. 7 day 14 day

CONTAINER TYPE
PLASTIC (P) or GLASS (G)

PRESERVATIVE
USED

TYPE OF ANALYSIS
VOCs (40ml) 4°C HCL G

2011
2010

DATE YEAR	TIME	SAMPLE ID	LOCATION ID	TOP DEPTH (FT)	BOTTOM DEPTH (FT)	MATRIX (GW, SO, SW, SD, QC, ETC.)	COLLECTION METHOD GRAB (G) COMP (C)	No. OF CONTAINERS	COMMENTS
1/3	1400	BP-VPB-TB-010311	TB	-	-	QC	G	2	
1/3	1500	BP-VPB128-GW-058	VPB 128	57	58	GW	G	2	
1/4	1100	BP-VPB128-GW-103	"	102	103	GW	G	2	
1/5	1030	BP-VPB128-GW-148	"	147	148	GW	G	2	

1. RELINQUISHED BY

SJ Conti

DATE 1/5/11

TIME 12:00

1. RECEIVED BY

ECO TEST Josh Shinn

DATE 1/5/11

TIME 1:00

2. RELINQUISHED BY

J. Shinn

DATE 1/5/11

TIME 13:57

2. RECEIVED BY

[Signature]

DATE 1/5/11

TIME 13:57

3. RELINQUISHED BY

COMMENTS

3. RECEIVED BY

DATE

TIME

DISTRIBUTION: WHITE (ACCOMPANIES SAMPLE)

Temp = 0.3' L
102
YELLOW (FIELD COPY)

PINK (FILE COPY)



PROJECT NO:

112G00622

FACILITY:

BETHPAGE 0U2

PROJECT MANAGER

D BRAYACK

PHONE NUMBER

757 461 3824

LABORATORY NAME AND CONTACT:

ECO TEST

SAMPLERS (SIGNATURE)

S Conti

FIELD OPERATIONS LEADER

S CONTI

PHONE NUMBER

412 551 2629

ADDRESS

CARRIER/WAYBILL NUMBER

PICK UP (JOSH)

CITY, STATE

STANDARD TAT

RUSH TAT

24 hr. 48 hr. 72 hr. 7 day 14 day

CONTAINER TYPE
PLASTIC (P) or GLASS (G)

PRESERVATIVE
USED

*TYPE OF ANALYSIS
VOC'S (40ML)
40C
4CL*

DATE YEAR	TIME	SAMPLE ID	LOCATION ID	TOP DEPTH (FT)	BOTTOM DEPTH (FT)	MATRIX (GW, SO, SW, SD, QC, ETC.)	COLLECTION METHOD GRAB (G) COMP (C)	No. OF CONTAINERS	COMMENTS									
1/5	1230	BP-VPB-TB-010511	TB	—	—	QC	G	2										
1/5	1245	BP-VPB128-GW-188	VPB 128	187	188	GW	G	2										
1/5	1435	BP-VPB128-GW-208	"	207	208	GW	G	2										
1/6	1100	BP-VPB128-GW-228	"	227	228	GW	G	2										
1/6	1245	BP-VPB128-GW-248	"	247	248	GW	G	2										
1/6	1435	BP-VPB128-GW-268	"	267	268	GW	G	2										
1/7	1000	BP-VPB128-GW-288	"	287	288	GW	G	2										

1. RELINQUISHED BY

S Conti

DATE

1/7/11

TIME

1200

1. RECEIVED BY

ECO TEST *Josh & Lisa*

DATE

1/7/11

TIME

12:46

2. RELINQUISHED BY

[Signature]

DATE

1/7/11

TIME

13:44

2. RECEIVED BY

[Signature]

DATE

1/7/11

TIME

13:44

3. RELINQUISHED BY

DATE

TIME

3. RECEIVED BY

DATE

TIME

COMMENTS

TEMP = 0.4°C

DISTRIBUTION:

WHITE (ACCOMPANIES SAMPLE)

YELLOW (FIELD COPY)

PINK (FILE COPY)



PROJECT NO: 112G00622	FACILITY: BETHPAGE OU2	PROJECT MANAGER D BRAYACK	PHONE NUMBER 757 461 3824	LABORATORY NAME AND CONTACT: ECO TEST
SAMPLERS (SIGNATURE) Sj Conti		FIELD OPERATIONS LEADER S CONTI	PHONE NUMBER 412 551 2629	ADDRESS
CARRIER/WAYBILL NUMBER PICK UP BY JOSH			CITY, STATE	

STANDARD TAT
RUSH TAT
 24 hr. 48 hr. 72 hr. 7 day 14 day

DATE YEAR	TIME	SAMPLE ID	LOCATION ID	TOP DEPTH (FT)	BOTTOM DEPTH (FT)	MATRIX (GW, SO, SW, SD, QC, ETC.)	COLLECTION METHOD GRAB (G) COMP (C)	No. OF CONTAINERS	CONTAINER TYPE PLASTIC (P) or GLASS (G)	PRESERVATIVE USED	TYPE OF ANALYSIS	COMMENTS
10/10	1100	BP-VPB-TB-011011	TB	-	-	QC	G	2			VOCs (40ml) 40% HCL G	
10/10	1200	BP-VPB128-GW-308	VPB128	307	308	GW	G	2				
10/10	1345	BP-VPB128-GW-328	"	327	328	GW	G	2				
11/09	0930	BP-VPB128-GW-348	"	347	348	GW	G	2				

1. RELINQUISHED BY Sj Conti	DATE 1/11/11	TIME 1300	1. RECEIVED BY ECO TEST	DATE 1/11/11	TIME 14.13
2. RELINQUISHED BY Josh	DATE 1/11/11	TIME 14.27	2. RECEIVED BY [Signature]	DATE 1/11/11	TIME 14.27
3. RELINQUISHED BY	DATE	TIME	3. RECEIVED BY	DATE	TIME



PROJECT NO: 112600622	FACILITY: BENPAGE 002	PROJECT MANAGER D BRAYACK	PHONE NUMBER 757 461 3824	LABORATORY NAME AND CONTACT: ECO TEST
SAMPLERS (SIGNATURE) <i>Sj Conti</i>		FIELD OPERATIONS LEADER S CONTI	PHONE NUMBER 412 551 2629	ADDRESS
CARRIER/WAYBILL NUMBER PICK UP (JOSH)			CITY, STATE	

STANDARD TAT
RUSH TAT
 24 hr. 48 hr. 72 hr. 7 day 14 day

DATE YEAR	TIME	SAMPLE ID	LOCATION ID	TOP DEPTH (FT)	BOTTOM DEPTH (FT)	MATRIX (GW, SO, SW, SD, QC, ETC.)	COLLECTION METHOD GRAB (G) COMP (G)	No. OF CONTAINERS	CONTAINER TYPE PLASTIC (P) or GLASS (G)	PRESERVATIVE USED	TYPE OF ANALYSIS	COMMENTS
1/13	0830	BP-VPB-TB-011311	TB	-	-	QC	G	2			VOC's (40 ml)	
1/13	1330	BP-VPB128-GW-368	VPB 128	367	368	GW	G	2				
1/14	1050	BP-VPB128-GW-388	"	387	388	GW	G	2				

1. RELINQUISHED BY <i>Sj Conti</i>	DATE 1/14/11	TIME 1300	1. RECEIVED BY <i>Josh Shinn</i>	DATE 1/14/11	TIME 1:30
2. RELINQUISHED BY <i>Josh Shinn</i>	DATE 1/14/11	TIME 14:31	2. RECEIVED BY <i>[Signature]</i>	DATE 1/14/11	TIME 14:31
3. RELINQUISHED BY	DATE	TIME	3. RECEIVED BY	DATE	TIME

COMMENTS



PROJECT NO: 112G00622		FACILITY: BETHPAGE 002		PROJECT MANAGER D BRAYACK		PHONE NUMBER 757 461 3824		LABORATORY NAME AND CONTACT: ECOTEST				
SAMPLERS (SIGNATURE) <i>SJ Conti</i>				FIELD OPERATIONS LEADER S CONTI		PHONE NUMBER 412 551 2629		ADDRESS				
				CARRIER/WAYBILL NUMBER PICK UP				CITY, STATE (JOSH)				
STANDARD TAT <input type="checkbox"/> RUSH TAT <input type="checkbox"/> <input type="checkbox"/> 24 hr. <input checked="" type="checkbox"/> 48 hr. <input type="checkbox"/> 72 hr. <input type="checkbox"/> 7 day <input type="checkbox"/> 14 day								CONTAINER TYPE PLASTIC (P) or GLASS (G)		PRESERVATIVE USED 40C HCL G		
								TYPE OF ANALYSIS VOCs (40ml)				
DATE YEAR	TIME	SAMPLE ID	LOCATION ID	TOP DEPTH (FT)	BOTTOM DEPTH (FT)	MATRIX (GW, SO, SW, SD, QC, ETC.)	COLLECTION METHOD GRAB (G) COMP (C)	No. OF CONTAINERS	COMMENTS			
1/17	1100	BP-VPB-TB-011711	TB	-	-	QC	G	2				
1/17	1140	BP-VPB128-GW-408	VPB 128	407	408	GW	G	2				
1/17	1500	BP-VPB128-GW-448	"	447	448	GW	G	2				
1/18	1150	BP-VPB128-GW-468	"	467	468	GW	G	2				
1/19	0930	BP-VPB128-GW-488	"	487	488	GW	G	2				
1/19	1120	BP-VPB128-GW-508	"	507	508	GW	G	2				

1. RELINQUISHED BY <i>SJ Conti</i>	DATE 1/19/11	TIME 1300	1. RECEIVED BY <i>for Shina</i>	DATE 1/19/11	TIME 1:14
2. RELINQUISHED BY <i>for Shina</i>	DATE 1/19/11	TIME 13:59	2. RECEIVED BY <i>[Signature]</i>	DATE 1/19/11	TIME 13:59
3. RELINQUISHED BY	DATE	TIME	3. RECEIVED BY	DATE	TIME

COMMENTS: **Temp = 2.4°C**

DISTRIBUTION: WHITE (ACCOMPANIES SAMPLE) YELLOW (FIELD COPY) PINK (FILE COPY)



CHAIN OF CUSTODY

NUMBER N^o 028439

110293

14

PROJECT NO:

112600622

FACILITY:

BETHPAGE 002

PROJECT MANAGER

D BRAYACK

PHONE NUMBER

757 461 3824

LABORATORY NAME AND CONTACT:

ECOTEST

SAMPLERS (SIGNATURE)

SJ Conti

FIELD OPERATIONS LEADER

S CONTI

PHONE NUMBER

412 551 2629

ADDRESS

CARRIER/WAYBILL NUMBER

PICK UP

CITY, STATE

(JOSH)

STANDARD TAT

RUSH TAT

24 hr. 48 hr. 72 hr. 7 day 14 day

CONTAINER TYPE
PLASTIC (P) or GLASS (G)

PRESERVATIVE
USED

TYPE OF ANALYSIS
VOCs (40ml) 40C HCL G

DATE YEAR	TIME	SAMPLE ID	LOCATION ID	TOP DEPTH (FT)	BOTTOM DEPTH (FT)	MATRIX (GW, SO, SW, SD, QC, ETC.)	COLLECTION METHOD GRAB (G) COMP (C)	No. OF CONTAINERS
-----------	------	-----------	-------------	----------------	-------------------	-----------------------------------	---	-------------------

1/19	1330	BP-VPB-TB-011911	TB	-	-	QC	G	2
1/19	1400	BP-VPB128-GW-528	VPB 128	527	528	GW	G	2
1/20	0940	BP-VPB128-GW-548	"	547	548	GW	G	2
1/20	1150	BP-VPB128-GW-568	"	567	568	GW	G	2
1/20	1350	BP-VPB128-GW-588	"	587	588	GW	G	2
1/20	1020	BP-VPB128-DM-567	VPB 128	567	NA	DM	G	2

COMMENTS

SAMPLE OF DRIVING MUD

1. RELINQUISHED BY

SJ Conti

DATE 1/21/11 TIME 1300

1. RECEIVED BY

ECOTEST Josh Shriver

DATE 1/21/11 TIME 1:40

2. RELINQUISHED BY

Josh Shriver

DATE 1/21/11 TIME 14:30

2. RECEIVED BY

[Signature]

DATE 1/21/11 TIME 14:30

3. RELINQUISHED BY

DATE TIME

3. RECEIVED BY

DATE TIME

COMMENTS

Temp = 0.5°C

DISTRIBUTION: WHITE (ACCOMPANIES SAMPLE)

YELLOW (FIELD COPY)

PINK (FILE COPY)



PROJECT NO: 112G00622	FACILITY: BETHPAGE 0U2	PROJECT MANAGER D BRAYACK	PHONE NUMBER	LABORATORY NAME AND CONTACT: ECOTEST
SAMPLERS (SIGNATURE) <i>S Conti</i>		FIELD OPERATIONS LEADER S CONTI	PHONE NUMBER 4125512629	ADDRESS
		CARRIER/WAYBILL NUMBER PICK UP	(JOSH)	
			CITY, STATE	

STANDARD TAT
RUSH TAT
 24 hr. 48 hr. 72 hr. 7 day 14 day

DATE YEAR	TIME	SAMPLE ID	LOCATION ID	TOP DEPTH (FT)	BOTTOM DEPTH (FT)	MATRIX (GW, SO, SW, SD, QC, ETC.)	COLLECTION METHOD GRAB (G) COMP (C)	No. OF CONTAINERS	CONTAINER TYPE PLASTIC (P) or GLASS (G)	PRESERVATIVE USED	TYPE OF ANALYSIS	COMMENTS
1/24	1400	BP-VPB-TB-012411	TB	-	-	QC	G	2	2			
1/24	1430	BP-VPB128-GW-608	VPB 128	607	608	GW	G	2	2			
1/25	1040	BP-VPB128-GW-628	"	627	628	GW	G	2	2			
1/25	1315	BP-VPB128-GW-648	"	647	648	GW	G	2	2			
1/25	1500	BP-VPB128-GW-668	"	667	668	GW	G	2	2			
1/26	1030	BP-VPB128-GW-688	"	687	688	GW	G	2	2			

1. RELINQUISHED BY <i>S Conti</i>	DATE 1/26/11	TIME 1300	1. RECEIVED BY <i>Josh Shuman</i>	DATE 1/26/11	TIME 1:53
2. RELINQUISHED BY <i>Josh Shuman</i>	DATE 1/26/11	TIME 14:44	2. RECEIVED BY <i>[Signature]</i>	DATE 1/26/11	TIME 14:44
3. RELINQUISHED BY	DATE	TIME	3. RECEIVED BY	DATE	TIME

COMMENTS: **TEMP = 1.4°C**

DISTRIBUTION: WHITE (ACCOMPANIES SAMPLE) YELLOW (FIELD COPY) PINK (FILE COPY)



PROJECT NO:

112G00622

FACILITY:

BETHPAGE OV2

PROJECT MANAGER

D. BRAYACK

PHONE NUMBER

757 461 3824

LABORATORY NAME AND CONTACT:

ECOTEST

SAMPLERS (SIGNATURE)

S Conto

FIELD OPERATIONS LEADER

S CONTI

PHONE NUMBER

412 551 2629

ADDRESS

CARRIER/WAYBILL NUMBER

CITY, STATE

STANDARD TAT

RUSH TAT

24 hr. 48 hr. 72 hr. 7 day 14 day

CONTAINER TYPE
PLASTIC (P) or GLASS (G)

PRESERVATIVE USED

TYPE OF ANALYSIS
VOC's (40ml)

VOC HCL G

DATE YEAR 2011

TIME

SAMPLE ID

LOCATION ID

TOP DEPTH (FT)

BOTTOM DEPTH (FT)

MATRIX (GW, SO, SW, SD, QC, ETC.)

COLLECTION METHOD
GRAB (G)
COMP (C)

No. OF CONTAINERS

COMMENTS

1/28 0900 BP-VPB-TB-012811 TB - - QC G 2 2

1/28 0930 BP-VPB-SW-012811 SW - - QC G 2 2

1/28 1100 BP-VPB128-GW-728 VPB 128 727 728 GW G 2 2

SOURCE WATER FROM HYDRANT

TEMP: 0.3 RT=

1. RELINQUISHED BY

S Conto

DATE 1/28/11

TIME 1300

1. RECEIVED BY

ECOTEST *Josh Harmon*

DATE 1/28/11

TIME 12:54

2. RELINQUISHED BY

Josh Harmon

DATE 01/28/11

TIME 1:32

2. RECEIVED BY

John Brayack

DATE 01/28/11

TIME 13:32

3. RELINQUISHED BY

COMMENTS

3. RECEIVED BY

DATE

TIME

DISTRIBUTION:

WHITE (ACCOMPANIES SAMPLE)

199
YELLOW (FIELD COPY)

PINK (FILE COPY)



PROJECT NO: 112G00622	FACILITY: BETHPAGE OU 2	PROJECT MANAGER D BRAYACK	PHONE NUMBER 757 461 3824	LABORATORY NAME AND CONTACT: ECOTEST
SAMPLERS (SIGNATURE) Sj Conti	FIELD OPERATIONS LEADER S CONTI	PHONE NUMBER 412 551 2629	ADDRESS	
CARRIER/WAYBILL NUMBER PICKUP BY JOSH		CITY, STATE		

STANDARD TAT
RUSH TAT
 24 hr. 48 hr. 72 hr. 7 day 14 day

DATE YEAR	TIME	SAMPLE ID	LOCATION ID	TOP DEPTH (FT)	BOTTOM DEPTH (FT)	MATRIX (GW, SO, SW, SD, QC, ETC.)	COLLECTION METHOD GRAB (G) COMP (C)	No. OF CONTAINERS	CONTAINER TYPE PLASTIC (P) or GLASS (G)	PRESERVATIVE USED	TYPE OF ANALYSIS	COMMENTS
1/31	1230	BP-VPB-TB-D13111	TB	-	-	QC	G	2	2			
1/31	1230	BP-VPB128-GW-748	VPB 128	747	748	GW	G	2	2			
2/1	1015	BP-VPB128-GW-788	"	787	788	GW	G	2	2			
2/1	1230	BP-VPB128-GW-808	"	807	808	GW	G	2	2			
											LAST SAMPLES FOR THIS BORING	
											PLEASE SEND RESULTS ASAP TO DAVE BRAYACK	
											SJC	

1. RELINQUISHED BY Sj Conti	DATE 2/2/11	TIME 1300	1. RECEIVED BY ECOTEST	DATE 2/2/11	TIME 1:15
2. RELINQUISHED BY Josh Sh...	DATE 2/2/11	TIME 13:56	2. RECEIVED BY Carl Johnson	DATE 2/2/11	TIME 13:56
3. RELINQUISHED BY	DATE	TIME	3. RECEIVED BY	DATE	TIME

COMMENTS: **Temp = 1.4°C**



TETRA TECH NUS, INC.

CHAIN OF CUSTODY

NUMBER **Nº 128469**

PAGE **1** OF **1**
908 728 3143

C1106

PROJECT NO: 112G00622	FACILITY: BETHPAGE CU2	PROJECT MANAGER D BRAYACK	PHONE NUMBER 757 461 3824	LABORATORY NAME AND CONTACT: CHEMTECH / K HUMMLER
SAMPLERS (SIGNATURE) SjConte	CTO 066	FIELD OPERATIONS LEADER S CONTI	PHONE NUMBER 412 551 2629	ADDRESS 284 SHEFFIELD ST.
CARRIER/WAYBILL NUMBER FED EX 8735 5966 0185			CITY, STATE MOUNTAINSIDE, NJ 07092	

DATE YEAR	TIME	SAMPLE ID	LOCATION ID	TOP DEPTH (FT)	BOTTOM DEPTH (FT)	MATRIX (GW, SO, SW, SD, QC, ETC.)	COLLECTION METHOD GRAB (G) COMP (C)	No. OF CONTAINERS	CONTAINER TYPE PLASTIC (P) or GLASS (G)		PRESERVATIVE USED	COMMENTS
1/10	1100	BP-VPB-TB-011011-C	TB	-	-	QC	G	2	2	G	G	
2/10	1200	BP-VPB128-GW-308-C	VPB 128	307	308	GW	G	2	2	G	G	
3/11	0930	BP-VPB128-GW-348-C	"	347	348	GW	G	2	2	G	G	
4/13	1330	BP-VPB128-GW-368-C	"	367	368	GW	G	1	1	G	G	← VERY TURBID DO WHAT YOU CAN. ONLY HAD VOL FOR 1 VIAL
5/10	1030	BP-VPB128-SB-289	VPB 128	288	289	SO	G	1	1	G	G	

1. RELINQUISHED BY SjConte	DATE 1/13/11	TIME 1600	1. RECEIVED BY FED EX	DATE 1/13/11	TIME
2. RELINQUISHED BY SjConte	DATE	TIME	2. RECEIVED BY	DATE	TIME
3. RELINQUISHED BY FedEx	DATE 1-14-11	TIME 9:15	3. RECEIVED BY [Signature]	DATE 1-14-11	TIME 9:15

COMMENTS

Section 6

VPB 128 Validation Letter and Table

The surrogate dibromofluoromethane had a percent recovery greater than the quality control limit and toluene-d8 had a percent recovery less than the quality control limit for sample BP-VPB128-GW-308-C. The sample was re-analyzed with similar results. The original sample was used for validation. Only nondetected results were reported and the results were qualified as estimated (UJ).

The surrogate dibromofluoromethane had a percent recovery greater than the quality control limit for sample BP-VPB128-GW-348-C. The sample was re-analyzed with similar results. The original sample was used for validation. Only nondetected results were reported and no action was taken on this basis.

Additional Comments

The results were reported to the limit of detection (LOD). Positive results below the limit of quantitation (LOQ) and above the detection limit (DL) were qualified as estimated, (J), due to uncertainty near the detection limit.

Sample BP-VPB128-GW-368-C required a 10 times dilution due to a high acetone concentration. The laboratory's acetone linear range high point is 50 ug/L. The low level analysis was not reported by the laboratory. This accounts for the elevated detection limits for the nondetected compounds. The methylene chloride and acetone detections in sample BP-VPB128-GW-368-C are most likely laboratory contaminants. No qualification action was taken on these results.

EXECUTIVE SUMMARY

Laboratory Performance Issues: Continuing calibration %D noncompliance resulted in the qualification of acetone in two samples. Surrogate recovery noncompliance resulted in the qualification of data for one sample.

Other Factors Affecting Data Quality: Positive results below the limit of quantitation (LOQ) and above the detection limit (DL) were qualified as estimated, (J), due to uncertainty near the detection limit.

TO: D. BRAYACK
SDG: C1106


PAGE: 3

The data for these analyses were reviewed with reference to the USEPA Region II Standard Operating Procedures for Validating Volatile Organic Compounds by SW-846 Method 8260B HW-24 Revision #2 (August 2008) and the Department of Defense (DoD) document entitled "Quality Systems Manual (QSM) for Environmental Laboratories" (January 2006).

The text of this report has been formulated to address only those problem areas affecting data quality.



TetraTech NUS
Edward Sedlmyer
Chemist/Data Validator



TetraTech NUS
Joseph A. Samchuck
Data Validation Quality Assurance Officer

Attachments:

1. Appendix A - Qualified Analytical Results
2. Appendix B - Results as Reported by the Laboratory
3. Appendix C - Region II Data Validation Forms
4. Appendix D - Support Documentation

Appendix A

Qualified Analytical Results

Data Validation Qualifier Codes:

- A = Lab Blank Contamination
- B = Field Blank Contamination
- C = Calibration Noncompliance (e.g. % RSDs, %Ds, ICVs, CCVs, RRFs, etc.)
- C01 = GC/MS Tuning Noncompliance
- D = MS/MSD Recovery Noncompliance
- E = LCS/LCSD Recovery Noncompliance
- F = Lab Duplicate Imprecision
- G = Field Duplicate Imprecision
- H = Holding Time Exceedance
- I = ICP Serial Dilution Noncompliance
- J = GFAA PDS - GFAA MSA's $r < 0.995$ / ICP PDS Recovery Noncompliance
- K = ICP Interference - includes ICS % R Noncompliance
- L = Instrument Calibration Range Exceedance
- M = Sample Preservation Noncompliance
- N = Internal Standard Noncompliance
- N01 = Internal Standard Recovery Noncompliance Dioxins
- N02 = Recovery Standard Noncompliance Dioxins
- N03 = Clean-up Standard Noncompliance Dioxins
- O = Poor Instrument Performance (e.g. base-line drifting)
- P = Uncertainty near detection limit ($< 2 \times$ IDL for inorganics and $<$ CRQL for organics)
- Q = Other problems (can encompass a number of issues; e.g. chromatography,interferences, etc.)
- R = Surrogates Recovery Noncompliance
- S = Pesticide/PCB Resolution
- T = % Breakdown Noncompliance for DDT and Endrin
- U = % Difference between columns/detectors $>25\%$ for positive results determined via GC/HPLC
- V = Non-linear calibrations; correlation coefficient $r < 0.995$
- W = EMPC result
- X = Signal to noise response drop
- Y = Percent solids $<30\%$
- Z = Uncertainty at 2 sigma deviation is greater than sample activity

PROJ_NO: 00622 SDG: c1106 FRACTION: OV MEDIA: WATER	NSAMPLE	BP-VPB128-GW-308-C			BP-VPB128-GW-348-C			BP-VPB128-GW-368-C			BP-VPB-TB-011011-C		
	LAB_ID	C1106-02			C1106-03			C1106-04			C1106-01		
	SAMP_DATE	1/10/2011			1/11/2011			1/13/2011			1/10/2011		
	QC_TYPE	NM			NM			NM			NM		
	UNITS	UG/L			UG/L			UG/L			UG/L		
	PCT_SOLIDS	0.0			0.0			0.0			0.0		
	DUP_OF												
PARAMETER	RESULT	VQL	QLCD	RESULT	VQL	QLCD	RESULT	VQL	QLCD	RESULT	VQL	QLCD	
1,1,1-TRICHLOROETHANE	0.5	UJ	R	0.5	U		5	U		0.5	U		
1,1,2,2-TETRACHLOROETHANE	0.5	UJ	R	0.5	U		5	U		0.5	U		
1,1,2-TRICHLOROETHANE	0.5	UJ	R	0.5	U		5	U		0.5	U		
1,1,2-TRICHLOROTRIFLUOROETHANE	0.5	UJ	R	0.5	U		5	U		0.5	U		
1,1-DICHLOROETHANE	0.5	UJ	R	0.5	U		5	U		0.5	U		
1,1-DICHLOROETHENE	0.5	UJ	R	0.5	U		5	U		0.5	U		
1,2,4-TRICHLOROBENZENE	0.5	UJ	R	0.5	U		5	U		0.5	U		
1,2-DIBROMO-3-CHLOROPROPANE	0.5	UJ	R	0.5	U		5	U		0.5	U		
1,2-DIBROMOETHANE	0.5	UJ	R	0.5	U		5	U		0.5	U		
1,2-DICHLOROBENZENE	0.5	UJ	R	0.5	U		5	U		0.5	U		
1,2-DICHLOROETHANE	0.5	UJ	R	0.5	U		5	U		0.5	U		
1,2-DICHLOROPROPANE	0.5	UJ	R	0.5	U		5	U		0.5	U		
1,3-DICHLOROBENZENE	0.5	UJ	R	0.5	U		5	U		0.5	U		
1,4-DICHLOROBENZENE	0.5	UJ	R	0.5	U		5	U		0.5	U		
2-BUTANONE	2.5	UJ	R	2.5	U		25	U		2.5	U		
2-HEXANONE	2.5	UJ	R	2.5	U		25	U		2.5	U		
4-METHYL-2-PENTANONE	2.5	UJ	R	2.5	U		25	U		2.5	U		
ACETONE	2.5	UJ	CR	2.5	UJ	C	64			2.5	U		
BENZENE	0.5	UJ	R	0.5	U		5	U		0.5	U		
BROMODICHLOROMETHANE	0.5	UJ	R	0.5	U		5	U		0.5	U		
BROMOFORM	0.5	UJ	R	0.5	U		5	U		0.5	U		
BROMOMETHANE	0.5	UJ	R	0.5	U		5	U		0.5	U		
CARBON DISULFIDE	0.5	UJ	R	0.5	U		5	U		0.5	U		
CARBON TETRACHLORIDE	0.5	UJ	R	0.5	U		5	U		0.5	U		
CHLOROBENZENE	0.5	UJ	R	0.5	U		5	U		0.5	U		
CHLORODIBROMOMETHANE	0.5	UJ	R	0.5	U		5	U		0.5	U		
CHLOROETHANE	0.5	UJ	R	0.5	U		5	U		0.5	U		
CHLOROFORM	0.5	UJ	R	0.5	U		5	U		0.5	U		
CHLOROMETHANE	0.5	UJ	R	0.5	U		5	U		0.5	U		
CIS-1,2-DICHLOROETHENE	0.5	UJ	R	0.5	U		5	U		0.5	U		
CIS-1,3-DICHLOROPROPENE	0.5	UJ	R	0.5	U		5	U		0.5	U		
CYCLOHEXANE	0.5	UJ	R	0.5	U		5	U		0.5	U		
DICHLORODIFLUOROMETHANE	0.5	UJ	R	0.5	U		5	U		0.5	U		
ETHYLBENZENE	0.5	UJ	R	0.5	U		5	U		0.5	U		
ISOPROPYLBENZENE	0.5	UJ	R	0.5	U		5	U		0.5	U		

208

PROJ_NO: 00622	NSAMPLE	BP-VPB128-GW-308-C			BP-VPB128-GW-348-C			BP-VPB128-GW-368-C			BP-VPB-TB-011011-C		
SDG: c1106	LAB_ID	C1106-02			C1106-03			C1106-04			C1106-01		
FRACTION: OV	SAMP_DATE	1/10/2011			1/11/2011			1/13/2011			1/10/2011		
MEDIA: WATER	QC_TYPE	NM			NM			NM			NM		
	UNITS	UG/L			UG/L			UG/L			UG/L		
	PCT_SOLIDS	0.0			0.0			0.0			0.0		
	DUP_OF												
PARAMETER	RESULT	VQL	QLCD	RESULT	VQL	QLCD	RESULT	VQL	QLCD	RESULT	VQL	QLCD	
M+P-XYLENES	1	UJ	R	1	U		10	U		1	U		
METHYL ACETATE	0.5	UJ	R	0.5	U		5	U		0.5	U		
METHYL CYCLOHEXANE	0.5	UJ	R	0.5	U		5	U		0.5	U		
METHYL TERT-BUTYL ETHER	0.5	UJ	R	0.5	U		5	U		0.5	U		
METHYLENE CHLORIDE	0.5	UJ	R	0.5	U		7.2	J	P	0.5	U		
O-XYLENE	0.5	UJ	R	0.5	U		5	U		0.5	U		
STYRENE	0.5	UJ	R	0.5	U		5	U		0.5	U		
TETRACHLOROETHENE	0.5	UJ	R	0.5	U		5	U		0.5	U		
TOLUENE	0.5	UJ	R	0.5	U		5	U		0.5	U		
TRANS-1,2-DICHLOROETHENE	0.5	UJ	R	0.5	U		5	U		0.5	U		
TRANS-1,3-DICHLOROPROPENE	0.5	UJ	R	0.5	U		5	U		0.5	U		
TRICHLOROETHENE	0.5	UJ	R	0.5	U		5	U		0.5	U		
TRICHLOROFLUOROMETHANE	0.5	UJ	R	0.5	U		5	U		0.5	U		
VINYL CHLORIDE	0.5	UJ	R	0.5	U		5	U		0.5	U		

209

PROJ_NO: 00622 SDG: c1106 FRACTION: MISC MEDIA: SOIL	NSAMPLE	BP-VPB128-SB-289		
	LAB_ID	C1106-05		
	SAMP_DATE	1/10/2011		
	QC_TYPE	NM		
	UNITS	MG/KG		
	PCT_SOLIDS	75.0		
	DUP_OF			
PARAMETER	RESULT	VQL	QLCD	
TOTAL ORGANIC CARBON	32000			

Section 7

VPB 128 Detected Compounds Table

**TABLE 3-2
DETECTED COMPOUNDS FOR VERTICAL PROFILE BORING 128
NAVAL WEAPONS INDUSTRIAL RESERVE PLANT
BETHPAGE, NEW YORK**

No.	Sample ID	Depth (feet bgs) ¹	Total VOCs (µg/L) ²	TCE	PCE	1,1 DCA	1,1 DCE	1,1,1 TCA	1,1,2 TCA	C-1,2 DCE	Chloro form	Benz.	Tol.	Ace.	MEK	tert BME	Carbon Tetrachl	Carbon Disulfide	Chloro benzene	Chlorodibr omometha ne	1,2 Dichloro benzene	1,2,4- Trichloro benzene	Xylene	Freon-12
1	BP-VPB128-GW-058	58	0.3								0.3 J			13	2 J									
2	BP-VPB128-GW-103	103	0.2								0.2 J			7	2 J									
3	BP-VPB128-GW-148	148	0.3	0.3 J										21	3 J					0.3 J				
4	BP-VPB128-GW-188	188	2.2	0.7		0.8	0.2 J			0.5 J				9	2 J	2								
5	BP-VPB128-GW-208	208	1.8	0.4 J	0.3 J	0.9		0.2 J						3 J	2 J	1			0.8					
6	BP-VPB128-GW-228	228	1.9	0.4 J	0.2 J	0.9	0.2 J			0.2 J				2 J	2 J	2					0.1 J			
7	BP-VPB128-GW-248	248	1.8	0.3 J	0.3 J	0.8	0.2 J	0.2 J						2 J	1.5 J	0.9			0.3 J		0.2 J			
8	BP-VPB128-GW-268	268	0.5			0.5 J								5	2 J	0.5 J								
9	BP-VPB128-GW-288	288	ND											15	3 J			1						
10	BP-VPB128-GW-308	308	ND											2 J										
11	BP-VPB128-GW-328	328	ND											1.8 J										
12	BP-VPB128-GW-348	348	ND																					
13	BP-VPB128-GW-368	368	ND											26	2.7 J							0.3 JB	0.4 JB	
14	BP-VPB128-GW-388	388	ND											2.5 J									0.4 JB	
15	BP-VPB128-GW-408	408	ND											2.1 J	0.9 J								0.3 JB	
16	BP-VPB128-GW-448	448	ND											3.2 J										
17	BP-VPB128-GW-468	468	ND											15	3.1 J								0.33 JB	
18	BP-VPB128-GW-488	488	ND											9.5	1.8 J								0.31 JB	
19	BP-VPB128-GW-508	508	ND									0.15 J	0.16 J	42	4.6								0.33 JB	
20	BP-VPB128-GW-528	528	ND											20	1.7 J									
21	BP-VPB128-GW-548	548	ND											9.4										
22	BP-VPB128-GW-568	568	ND											6.5										
23	BP-VPB128-GW-588	588	ND											21	1.4 J									
24	BP-VPB128-GW-608	608	ND											10										0.2 J
25	BP-VPB128-GW-628	628	ND											18										
26	BP-VPB128-GW-648	648	16.56	15				0.27 J	0.44 J	0.85				8.5										0.58 J
27	BP-VPB128-GW-668	668	21	21										5.9			0.4 J							
28	BP-VPB128-GW-688	688	11.43	11					0.24 J	0.19 J				17	0.88 J									
29	BP-VPB128-GW-728	728	4	4									0.27 J	24	2.1 J		0.22 J							
30	BP-VPB128-GW-748	748	4	4									0.17 J	17	2 J									
31	BP-VPB128-GW-788	788	0.29	0.29										0.17 J	15	1.6 J								
32	BP-VPB128-GW-808	808	0.23	0.23 J									0.19 J	14	1.7 J			0.22 J						

Notes:

bgs: Below ground surface Benz.: Benzene
µg/L: micrograms per liter Tol.: Toluene
ND: Not detected Ace.: Acetone
NA: Not applicable MEK: Methyl Ethyl Ketone
All results are in µg/L tert BME: tert. ButylMethylEther
TCE: Trichloroethene
PCE: Tetrachloroethene
1,1 DCA: 1,1-Dichloroethane
1,1 DCE: 1,1-Dichloroethene
1,1,1 TCA: 1,1,1 Trichloroethane

¹ Samples were taken on 20-foot centers starting at 200 ft bgs to the total depth of the borehole. Where a sample could not be obtained from the designated interval, an attempt was made at the next 10-foot interval or at the direction of the site geologist.

² TCE, PCE, 1,1-DCA, 1,1-DCE, 1,1,1-TCA, and chloroform used to calculate Total VOCs

Data presented is unvalidated data from laboratory Form Is.

Section 8

BPOW 3-3, 3-4

- Boring Log**
- Well Construction Logs**
- Well Development Records**
- Analytical Data Sheets**
- Chain of Custody Records**
- Data Validation Package**



BORING LOG

PROJECT NAME: BETHPAGE OU-2 OFFSITE GW
 PROJECT NUMBER: 112G00622-PHASE II
 DRILLING COMPANY: DELTA WELL & PUMP
 DRILLING RIG: MUD ROTARY

BORING No.: BPOW 3-3
 DATE: 2/18/11
 GEOLOGIST: Conti
 DRILLER: B. Welischar

Sample No. and Type or RQD	Depth (Ft.) or Run No.	Blows / 6" or RQD (%)	Sample Recovery / Sample Length	Lithology Change (Depth/Ft.) or Screened Interval	MATERIAL DESCRIPTION			U S C S *	Remarks	PID/FID Reading (ppm)										
					Soil Density/ Consistency or Rock Hardness	Color	Material Classification			Sample	Sampler BZ	Borehole**	Driller BZ**							
	0																			
							SEE BORING LOG		BORING ~											
							VPB-128 AND GAMMA LOG		16' EAST OF BPOW 3-4											
	20						FOR DETAILS		BORING WAS DRILLED W/ 8" MUD ROT TO TD - NO SAMPLING.											
	40						STEEL CAS TO 40' (10"Ø)													
							(DRIVEN IN PLACE W/ CAS DRIVER													
	60																			
	80																			
	100																			

* When rock coring, enter rock brokenness.

** Include monitor reading in 6 foot intervals @ borehole. Increase reading frequency if elevated response read.

Remarks: _____

Drilling Area Background (ppm): 0

Converted to Well: Yes No Well I.D. #: BPOW 3-3



Tetra Tech NUS, Inc.

OVERBURDEN MONITORING WELL SHEET FLUSH - MOUNT

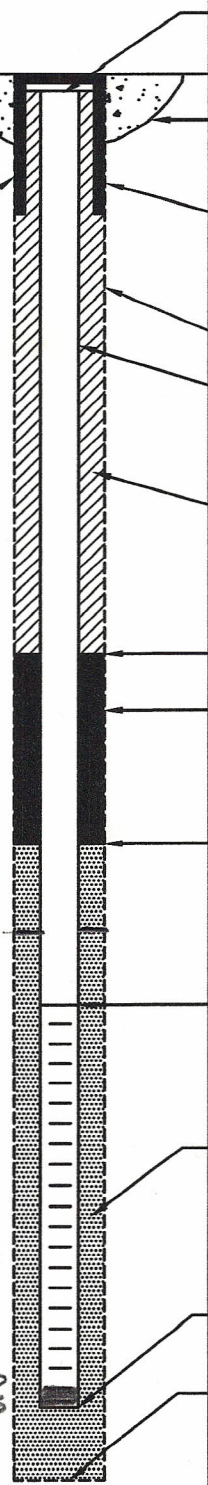
WELL NO.: BPOW 3-3

PROJECT <u>BETHPAGE 002 GW</u>	LOCATION <u>BETHPAGE NY</u>	DRILLER <u>B WELISCHAR</u>
PROJECT NO. <u>112G00622</u>	BORING <u>VPB-128 LOC</u>	DRILLING METHOD <u>MUD ROTARY</u>
DATE BEGUN <u>3/8/11</u>	DATE COMPLETED <u>3/11/11</u>	DEVELOPMENT METHOD <u>AIR/PUMP</u>
FIELD GEOLOGIST <u>CONTI</u>	GROUND ELEVATION _____	DATUM _____

ACAD: FORM_MWFM.dwg 07/20/99 INL

FLUSH MOUNT
SURFACE CASING
WITH LOCK

SUMP
620
625



ELEVATION TOP OF RISER: _____

TYPE OF SURFACE SEAL: 24" MANHOLE
TYPE COVER

TYPE OF PROTECTIVE CASING: CONCRETE/
STEEL

I.D. OF PROTECTIVE CASING: 10" CAS

DIAMETER OF HOLE: 8" ±

TYPE OF RISER PIPE: PVC

RISER PIPE I.D.: 4"

TYPE OF BACKFILL/SEAL: CEMENT
BENTONITE GROUT

ELEVATION/DEPTH TOP OF SEAL: _____ / 530

TYPE OF SEAL: BENTONITE PELLETS
1/4" φ

ELEVATION/DEPTH TOP OF SAND: FINE
00 WG _____ / 540
FILPRO SILICA.

#1 SAND _____ / 555

ELEVATION/DEPTH TOP OF SCREEN: _____ / 580

TYPE OF SCREEN: PVC SCH 80

SLOT SIZE x LENGTH: 10 SL x 40'

TYPE OF SAND PACK: #1 WG
FILPRO SILICA SAND

DIAMETER OF HOLE IN BEDROCK: NA

ELEVATION / DEPTH BOTTOM OF SCREEN: _____ / 620

ELEVATION / DEPTH BOTTOM OF SAND: _____ / 635

ELEVATION/DEPTH BOTTOM OF HOLE: _____ / 635

BACKFILL MATERIAL BELOW SAND: SAND



Tetra Tech NUS, Inc.

OVERBURDEN MONITORING WELL SHEET FLUSH - MOUNT

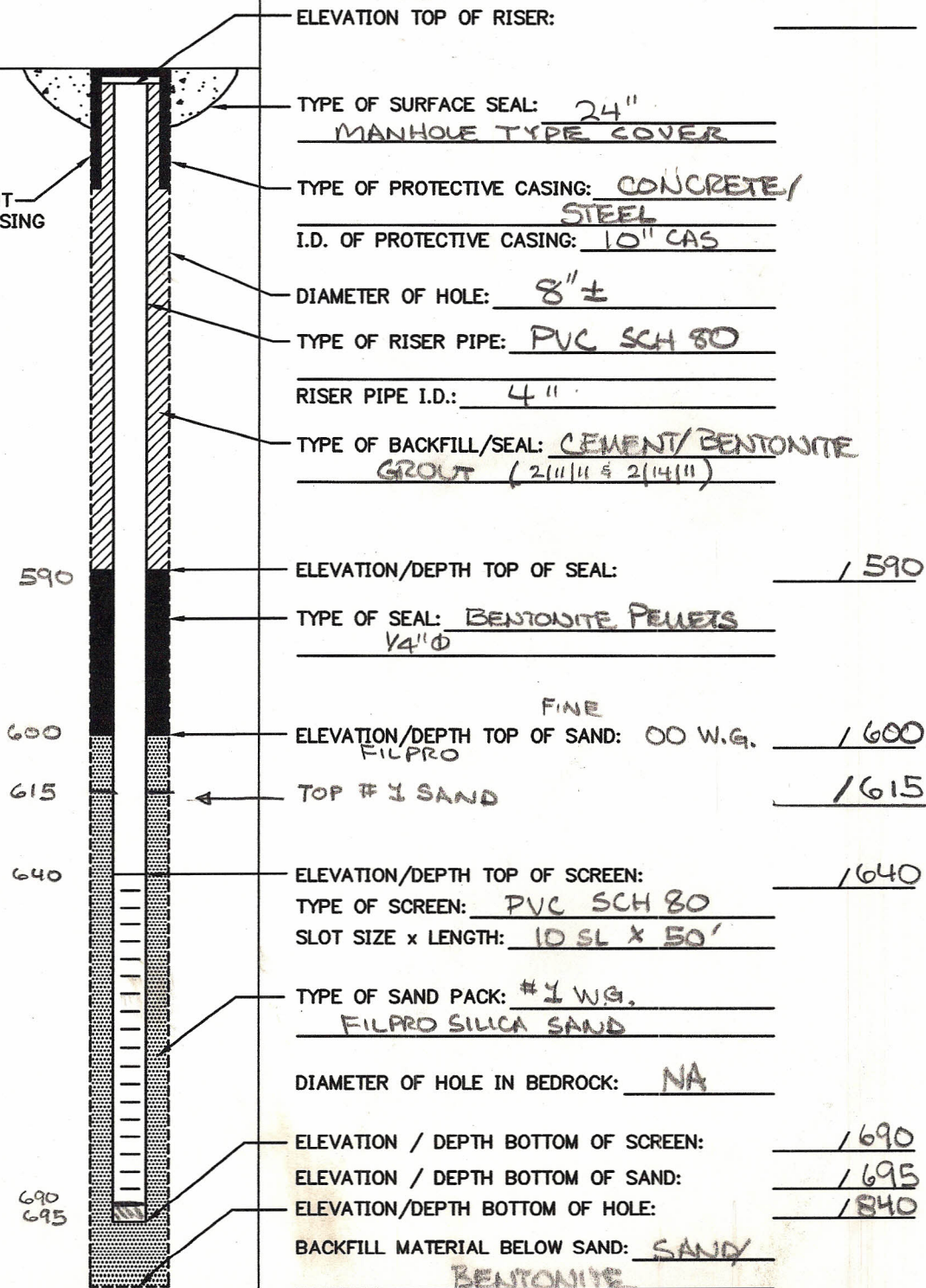
WELL NO.: BPOW 3-4

PROJECT <u>BETHPAGE DU 2</u>	LOCATION <u>BETHPAGE NY</u>	DRILLER <u>B. WELLSCHAR</u>
PROJECT NO. <u>112G00622</u>	BORING <u>VPB-128</u>	DRILLING METHOD <u>MUD ROTARY</u>
DATE BEGUN <u>2-9-11</u>	DATE COMPLETED <u>2/14/11</u>	DEVELOPMENT METHOD <u>AIR/PUMP</u>
FIELD GEOLOGIST <u>CONTI</u>	GROUND ELEVATION _____	DATUM _____

ACAD: FORM_MWFM.dwg 07/20/99 INL

FLUSH MOUNT
SURFACE CASING
WITH LOCK

SUMP 690
695



ELEVATION TOP OF RISER: _____

TYPE OF SURFACE SEAL: 24" MANHOLE TYPE COVER

TYPE OF PROTECTIVE CASING: CONCRETE/STEEL

I.D. OF PROTECTIVE CASING: 10" CAS

DIAMETER OF HOLE: 8" ±

TYPE OF RISER PIPE: PVC SCH 80

RISER PIPE I.D.: 4"

TYPE OF BACKFILL/SEAL: CEMENT/BENTONITE GROUT (2(11/16) & 2(1/4))

ELEVATION/DEPTH TOP OF SEAL: 590

TYPE OF SEAL: BENTONITE PELLETS 1/4" Ø

ELEVATION/DEPTH TOP OF SAND: 600 FINE 00 W.G. FILPRO

615 ← TOP #1 SAND

ELEVATION/DEPTH TOP OF SCREEN: 640

TYPE OF SCREEN: PVC SCH 80

SLOT SIZE x LENGTH: 10 SL x 50'

TYPE OF SAND PACK: #1 W.G. FILPRO SILICA SAND

DIAMETER OF HOLE IN BEDROCK: NA

ELEVATION / DEPTH BOTTOM OF SCREEN: 690

ELEVATION / DEPTH BOTTOM OF SAND: 695

ELEVATION/DEPTH BOTTOM OF HOLE: 840

BACKFILL MATERIAL BELOW SAND: SANDY BENTONITE



Tetra Tech NUS, Inc.

*BPOW 3-3
Pump*

MONITORING WELL DEVELOPMENT RECORD

Page 1 of 1

Well: BPOW 3-3 Depth to Bottom (ft.): 625' Responsible Personnel: Xuejun Chen
 Site: Bethpage 04-2 Static Water Level Before (ft.): 24.80 Drilling Co.: Delta
 Date Installed: 3/8/2011 Static Water Level After (ft.): 24.50 Project Name: Bethpage OU-2 Offsite GW
 Date Developed: 6/1/2011 Screen Length (ft.): 40 Project Number: 112G00622
 Dev. Method: pump Specific Capacity: 0.6' drawdown @ 16.5 GPM
 Pump Type: 3" Submersible Casing ID (in.): 4" ID

Time	Estimated Sediment Thickness (Ft.)	Cumulative Water Volume (Gal.)	Water Level Readings (Ft. below TOC)	Temperature (Degrees C)	pH	Specific Conductance (Units mS/cm)	Turbidity (NTU)	Remarks (odor, color, etc.)
9:09	NA	0	24.80					pump was set at 580' bgs.
9:10	NA	5	24.80	16.35	5.28	0.171	11.2	clear. No odor
9:30	NA	380	25.40	15.41	4.61	0.072	4.27	clear. No odor
9:50	NA	720	25.40	15.37	4.31	0.067	3.14	clear. No odor
10:10	NA	990	25.40	14.93	4.44	0.065	3.83	clear. No odor
10:30	NA	1310	25.40	15.24	4.58	0.065	2.24	clear
10:50	NA	1650	25.40	15.48	4.83	0.065	2.33	clear
11:10	NA	1985	25.40	15.65	5.23	0.065	2.67	clear
11:30	NA	2300	25.40	16.24	5.19	0.065	1.77	clear
11:50	NA	2540	25.45	15.82	5.22	0.064	2.03	11:35 pump was set at 600' bgs
12:10	NA	2860	25.50	16.18	5.23	0.065	1.35	clear. No odor
12:30	NA	3200	25.50	16.37	5.24	0.065	1.78	clear
12:50	NA	3550	25.50	16.56	5.20	0.064	1.59	clear
13:20	NA	4030	25.40	15.92	5.19	0.064	1.71	clear
13:50	NA	4520	25.40	16.79	5.19	0.064	1.39	clear
14:10	NA	4850	25.40	16.40	5.18	0.064	1.17	clear
14:30	NA	5220	25.40	16.81	5.16	0.064	1.36	clear
A Total of			5220 gallons of development water were removed.					

BPOW 3-4

AIR



Tetra Tech NUS, Inc.

MONITORING WELL DEVELOPMENT RECORD

Page 1 of 1

Well: BPOW 3-4 Depth to Bottom (ft.): 695' Responsible Personnel: Conti
 Site: BETHPAGE OU 2 Static Water Level Before (ft.): 57.62 Drilling Co.: Delta
 Date Installed: 2-9-11 Static Water Level After (ft.): 25.10 Project Name: Bethpage OU-2 Offsite GW
 Date Developed: 3/21 → Screen Length (ft.): 50' Project Number: 112G00622
 Dev. Method: AIR/PUMP Specific Capacity: →
 Pump Type: N/A Casing ID (in.): 4" ID

NOTES: PE TUBING @ 100' ±
 (10,000 GAL) 2000 / 3-21-11 } AIR
 7000 / 3-22-11 }
 1000 / 3-23-11 }

Time	Estimated Sediment Thickness (Ft.)	Cumulative Water Volume (Gal.)	Water Level Readings (Ft. below TOC)	Temperature (Degrees C)	pH	Specific Conductance (Units _____) mS/cm	Turbidity (NTU)	Remarks (odor, color, etc.)	
1100	NA		57.62	-	-	-	-		
1200	"	~ 500	-	NO READING DUE TO TURBID				Red Brn - V. Turbid	
1300	"	~ 1000	-	"	"	"	"		
3/21 1400	"	~ 1500	-	13.13	5.62	.119	>999	BRN GRAY TURBID	
1500	"	~ 2000	-	13.58	5.76	.121	>999	" " "	
3/22 0800	START	.X	X	X	X	X	X		
~ 19 GPM 0900	NA	1140	-	11.10	6.07	.061	869	LT BRN - TURBID	
1000	"	2280	-	11.64	6.24	.049	873	" " "	
1100	"	3420	-	13.63	6.46	.052	962	" " "	
1200	"	4560	-	13.83	6.45	.047	189	" " SL. TURBID	
1300	"	5700	-	13.81	6.34	.047	147	" " " "	
1400	"	6840 ±	-	14.09	6.38	.046	116		
3/23 0900	START	X	X	X	X	X	X		
1000	NA	1000	25.10	13.17	6.09	.051	121	" " SL TURBID	
		10,000 GAL TOTAL AIR LIFT							

102690

BPOW 3-4

PUMP



Tetra Tech NUS, Inc.

MONITORING WELL DEVELOPMENT RECORD

Well: BPOW 3-4 Depth to Bottom (ft.): 695' ^{→ TOP 4" CAS} Responsible Personnel: Conti
 Site: BETHPAGE OU2 Static Water Level Before (ft.): 24.72 Drilling Co.: Delta
 Date Installed: _____ Static Water Level After (ft.): 24.88 Project Name: Bethpage OU-2 Offsite GW
 Date Developed: 3/28/11 Screen Length (ft.): 50' Project Number: 112G00622
 Dev. Method: PUMP/SURGE Specific Capacity: 1.8' DDE @ 16 GPM ~ 16 GPM
 Pump Type: 3" Φ SUB Casing ID (in.): 4" Φ ID

102690
3/28/11
3/29/11

Time	Estimated Sediment Thickness (Ft.)	Cumulative Water Volume (Gal.)	Water Level Readings (Ft. below TOC)	Temperature (Degrees C)	pH	Specific Conductance (Units _____)	Turbidity (NTU)	Remarks (odor, color, etc.)
102690 ~ 1130	NA		24.72	15.0				
1140	"	160	26.40					
103570 1200	"	480±	26.50	15.02	4.45	.174	30.6	LT GRAY - SL TURBID
103550 1230	"	960	26.55	14.30	4.65	.061	58.4	"
1300	"	—	—	—	—	—	—	" " " " 16 GPM
104500 1330	"	1910	26.60	15.64	4.91	.062	33.8	" " " " "
104990 1400	"	2400	26.60	15.09	4.71	.053	30.8	CLEAR TO SL TURBID "
105470 1430	" ±	2880	26.60	14.26	4.61	.047	28.8	" " " "
105440 0900			24.60	—	—	—	—	~ 16 GPM
105940 0930	"	500	26.30	11.79	4.88	.059	48.7	~ CLEAR TO SL TURBID
106430 1000	"	1000	26.30	12.15	4.93	.048	34.0	" " "
106930 1030	"	1500	26.15	12.48	5.07	.049	27.4	" " "
107420 1100	"	1990	26.20	12.91	5.23	.048	25.3	" V. " "
108380 1200	"	2950	26.35	14.02	5.04	.051	22.2	CLEAR V. " "
109370 1300	"	3940	26.40	14.98	5.06	.044	20.1	" 8 NTU (HORIBA)
	2880	SA7						
	3940	= 7,000						

PUMP AT 600 BGS
"
"
"
"
"
"
"
PUMPS 670±
680±

6820 ~ 17,000 GALLONS TOTAL DEV.

Report of Analysis

Client:	Tetra Tech NUS, Inc.	Date Collected:	08/11/11
Project:	Bethpage CTO-066	Date Received:	08/12/11
Client Sample ID:	BPOW-0303-081111	SDG No.:	C3348
Lab Sample ID:	C3348-05	Matrix:	WATER
Analytical Method:	SW8260B	% Moisture:	100
Sample Wt/Vol:	5 Units: mL	Final Vol:	5000 uL
Soil Aliquot Vol:	uL	Test:	VOC-TCLVOA-10
GC Column:	RTX-VMS ID : 0.18	Level :	LOW

File ID/Qc Batch:	Dilution:	Prep Date	Date Analyzed	Prep Batch ID
VG036701.D	1		08/17/11	VG081611

CAS Number	Parameter	Conc.	Qualifier	MDL	LOQ / CRQL	Units
TARGETS						
75-71-8	Dichlorodifluoromethane	0.5	U	0.2	1	ug/L
74-87-3	Chloromethane	0.5	U	0.2	1	ug/L
75-01-4	Vinyl Chloride	0.5	U	0.34	1	ug/L
74-83-9	Bromomethane	0.5	U	0.2	1	ug/L
75-00-3	Chloroethane	0.5	U	0.2	1	ug/L
75-69-4	Trichlorofluoromethane	0.5	U	0.35	1	ug/L
76-13-1	1,1,2-Trichlorotrifluoroethane	0.5	U	0.45	1	ug/L
75-35-4	1,1-Dichloroethene	0.5	U	0.47	1	ug/L
67-64-1	Acetone	2.5	U	0.5	5	ug/L
75-15-0	Carbon Disulfide	0.5	U	0.2	1	ug/L
1634-04-4	Methyl tert-butyl Ether	0.5	U	0.35	1	ug/L
79-20-9	Methyl Acetate	0.5	U	0.2	1	ug/L
75-09-2	Methylene Chloride	0.5	U	0.41	1	ug/L
156-60-5	trans-1,2-Dichloroethene	0.5	U	0.41	1	ug/L
75-34-3	1,1-Dichloroethane	0.5	U	0.36	1	ug/L
110-82-7	Cyclohexane	0.5	U	0.2	1	ug/L
78-93-3	2-Butanone	2.5	U	1.3	5	ug/L
56-23-5	Carbon Tetrachloride	0.5	U	0.2	1	ug/L
156-59-2	cis-1,2-Dichloroethene	0.5	U	0.35	1	ug/L
67-66-3	Chloroform	0.5	U	0.34	1	ug/L
71-55-6	1,1,1-Trichloroethane	0.5	U	0.4	1	ug/L
108-87-2	Methylcyclohexane	0.5	U	0.2	1	ug/L
71-43-2	Benzene	0.5	U	0.32	1	ug/L
107-06-2	1,2-Dichloroethane	0.5	U	0.48	1	ug/L
79-01-6	Trichloroethene	0.5	U	0.28	1	ug/L
78-87-5	1,2-Dichloropropane	0.5	U	0.46	1	ug/L
75-27-4	Bromodichloromethane	0.5	U	0.36	1	ug/L
108-10-1	4-Methyl-2-Pentanone	2.5	U	2.1	5	ug/L
108-88-3	Toluene	0.5	U	0.37	1	ug/L
10061-02-6	t-1,3-Dichloropropene	0.5	U	0.29	1	ug/L
10061-01-5	cis-1,3-Dichloropropene	0.5	U	0.31	1	ug/L

Report of Analysis

Client:	Tetra Tech NUS, Inc.	Date Collected:	08/11/11
Project:	Bethpage CTO-066	Date Received:	08/12/11
Client Sample ID:	BPOW-0303-081111	SDG No.:	C3348
Lab Sample ID:	C3348-05	Matrix:	WATER
Analytical Method:	SW8260B	% Moisture:	100
Sample Wt/Vol:	5 Units: mL	Final Vol:	5000 uL
Soil Aliquot Vol:	uL	Test:	VOC-TCLVOA-10
GC Column:	RTX-VMS ID : 0.18	Level :	LOW

File ID/Qc Batch:	Dilution:	Prep Date	Date Analyzed	Prep Batch ID
VG036701.D	1		08/17/11	VG081611

CAS Number	Parameter	Conc.	Qualifier	MDL	LOQ / CRQL	Units
79-00-5	1,1,2-Trichloroethane	0.5	U	0.38	1	ug/L
591-78-6	2-Hexanone	2.5	U	1.9	5	ug/L
124-48-1	Dibromochloromethane	0.5	U	0.2	1	ug/L
106-93-4	1,2-Dibromoethane	0.5	U	0.41	1	ug/L
127-18-4	Tetrachloroethene	0.5	U	0.27	1	ug/L
108-90-7	Chlorobenzene	0.5	U	0.49	1	ug/L
100-41-4	Ethyl Benzene	0.5	U	0.2	1	ug/L
179601-23-1	m/p-Xylenes	1	U	0.95	2	ug/L
95-47-6	o-Xylene	0.5	U	0.43	1	ug/L
100-42-5	Styrene	0.5	U	0.36	1	ug/L
75-25-2	Bromoform	0.5	U	0.47	1	ug/L
98-82-8	Isopropylbenzene	0.5	U	0.45	1	ug/L
79-34-5	1,1,2,2-Tetrachloroethane	0.5	U	0.31	1	ug/L
541-73-1	1,3-Dichlorobenzene	0.5	U	0.43	1	ug/L
106-46-7	1,4-Dichlorobenzene	0.5	U	0.32	1	ug/L
95-50-1	1,2-Dichlorobenzene	0.5	U	0.45	1	ug/L
96-12-8	1,2-Dibromo-3-Chloropropane	0.5	U	0.46	1	ug/L
120-82-1	1,2,4-Trichlorobenzene	0.5	U	0.2	1	ug/L
SURROGATES						
17060-07-0	1,2-Dichloroethane-d4	51		70 - 120	102%	SPK: 50
1868-53-7	Dibromofluoromethane	55.2		85 - 115	110%	SPK: 50
2037-26-5	Toluene-d8	52.8		85 - 120	106%	SPK: 50
460-00-4	4-Bromofluorobenzene	53.2		75 - 120	106%	SPK: 50
INTERNAL STANDARDS						
363-72-4	Pentafluorobenzene	744737	3.91			
540-36-3	1,4-Difluorobenzene	1064680	4.72			
3114-55-4	Chlorobenzene-d5	1054410	9.68			
3855-82-1	1,4-Dichlorobenzene-d4	486570	13.39			

Report of Analysis

Client:	Tetra Tech NUS, Inc.	Date Collected:	08/11/11
Project:	Bethpage CTO-066	Date Received:	08/12/11
Client Sample ID:	BPOW-0304-081111	SDG No.:	C3348
Lab Sample ID:	C3348-06	Matrix:	WATER
Analytical Method:	SW8260B	% Moisture:	100
Sample Wt/Vol:	5 Units: mL	Final Vol:	5000 uL
Soil Aliquot Vol:	uL	Test:	VOC-TCLVOA-10
GC Column:	ZB-624 ID : 0.25	Level :	LOW

File ID/Qc Batch:	Dilution:	Prep Date	Date Analyzed	Prep Batch ID
VE023473.D	1		08/17/11	VE081711

CAS Number	Parameter	Conc.	Qualifier	MDL	LOQ / CRQL	Units
TARGETS						
75-71-8	Dichlorodifluoromethane	0.5	U	0.2	1	ug/L
74-87-3	Chloromethane	0.5	U	0.2	1	ug/L
75-01-4	Vinyl Chloride	0.5	U	0.34	1	ug/L
74-83-9	Bromomethane	0.5	U	0.2	1	ug/L
75-00-3	Chloroethane	0.5	U	0.2	1	ug/L
75-69-4	Trichlorofluoromethane	0.5	U	0.35	1	ug/L
76-13-1	1,1,2-Trichlorotrifluoroethane	0.5	U	0.45	1	ug/L
75-35-4	1,1-Dichloroethene	0.5	U	0.47	1	ug/L
67-64-1	Acetone	2.5	U	0.5	5	ug/L
75-15-0	Carbon Disulfide	0.5	U	0.2	1	ug/L
1634-04-4	Methyl tert-butyl Ether	0.5	U	0.35	1	ug/L
79-20-9	Methyl Acetate	0.5	U	0.2	1	ug/L
75-09-2	Methylene Chloride	0.5	U	0.41	1	ug/L
156-60-5	trans-1,2-Dichloroethene	0.5	U	0.41	1	ug/L
75-34-3	1,1-Dichloroethane	0.5	U	0.36	1	ug/L
110-82-7	Cyclohexane	0.5	U	0.2	1	ug/L
78-93-3	2-Butanone	2.5	U	1.3	5	ug/L
56-23-5	Carbon Tetrachloride	2.1		0.2	1	ug/L
156-59-2	cis-1,2-Dichloroethene	0.61	J	0.35	1	ug/L
67-66-3	Chloroform	1.3		0.34	1	ug/L
71-55-6	1,1,1-Trichloroethane	0.5	U	0.4	1	ug/L
108-87-2	Methylcyclohexane	0.5	U	0.2	1	ug/L
71-43-2	Benzene	0.5	U	0.32	1	ug/L
107-06-2	1,2-Dichloroethane	0.5	U	0.48	1	ug/L
79-01-6	Trichloroethene	39		0.28	1	ug/L
78-87-5	1,2-Dichloropropane	0.5	U	0.46	1	ug/L
75-27-4	Bromodichloromethane	0.5	U	0.36	1	ug/L
108-10-1	4-Methyl-2-Pentanone	2.5	U	2.1	5	ug/L
108-88-3	Toluene	0.5	U	0.37	1	ug/L
10061-02-6	t-1,3-Dichloropropene	0.5	U	0.29	1	ug/L
10061-01-5	cis-1,3-Dichloropropene	0.5	U	0.31	1	ug/L

Report of Analysis

Client:	Tetra Tech NUS, Inc.	Date Collected:	08/11/11
Project:	Bethpage CTO-066	Date Received:	08/12/11
Client Sample ID:	BPOW-0304-081111	SDG No.:	C3348
Lab Sample ID:	C3348-06	Matrix:	WATER
Analytical Method:	SW8260B	% Moisture:	100
Sample Wt/Vol:	5 Units: mL	Final Vol:	5000 uL
Soil Aliquot Vol:	uL	Test:	VOC-TCLVOA-10
GC Column:	ZB-624 ID : 0.25	Level :	LOW

File ID/Qc Batch:	Dilution:	Prep Date	Date Analyzed	Prep Batch ID
VE023473.D	1		08/17/11	VE081711

CAS Number	Parameter	Conc.	Qualifier	MDL	LOQ / CRQL	Units
79-00-5	1,1,2-Trichloroethane	0.51	J	0.38	1	ug/L
591-78-6	2-Hexanone	2.5	U	1.9	5	ug/L
124-48-1	Dibromochloromethane	0.5	U	0.2	1	ug/L
106-93-4	1,2-Dibromoethane	0.5	U	0.41	1	ug/L
127-18-4	Tetrachloroethene	0.5	U	0.27	1	ug/L
108-90-7	Chlorobenzene	0.5	U	0.49	1	ug/L
100-41-4	Ethyl Benzene	0.5	U	0.2	1	ug/L
179601-23-1	m/p-Xylenes	1	U	0.95	2	ug/L
95-47-6	o-Xylene	0.5	U	0.43	1	ug/L
100-42-5	Styrene	0.5	U	0.36	1	ug/L
75-25-2	Bromoform	0.5	U	0.47	1	ug/L
98-82-8	Isopropylbenzene	0.5	U	0.45	1	ug/L
79-34-5	1,1,2,2-Tetrachloroethane	0.5	U	0.31	1	ug/L
541-73-1	1,3-Dichlorobenzene	0.5	U	0.43	1	ug/L
106-46-7	1,4-Dichlorobenzene	0.5	U	0.32	1	ug/L
95-50-1	1,2-Dichlorobenzene	0.5	U	0.45	1	ug/L
96-12-8	1,2-Dibromo-3-Chloropropane	0.5	U	0.46	1	ug/L
120-82-1	1,2,4-Trichlorobenzene	0.5	U	0.2	1	ug/L
SURROGATES						
17060-07-0	1,2-Dichloroethane-d4	58.9		70 - 120	118%	SPK: 50
1868-53-7	Dibromofluoromethane	56.4		85 - 115	113%	SPK: 50
2037-26-5	Toluene-d8	54.4		85 - 120	109%	SPK: 50
460-00-4	4-Bromofluorobenzene	54.9		75 - 120	110%	SPK: 50
INTERNAL STANDARDS						
363-72-4	Pentafluorobenzene	1186750	9.34			
540-36-3	1,4-Difluorobenzene	2409780	10.43			
3114-55-4	Chlorobenzene-d5	2229270	14.84			
3855-82-1	1,4-Dichlorobenzene-d4	863799	18.63			

TO: D. Brayack
FROM: A. Cognetti
SDG: C3348
DATE: September 20, 2011
PAGE: 2

The continuing calibration %Ds for dichlorodifluoromethane and methyl acetate exceeded the 20% quality control limit on August 17, 2011 @ 12:05 on instrument MSVOA E. The nondetected dichlorodifluoromethane and methyl acetate results were qualified as estimated (UJ) in the affected sample BPOW-0304-081111.

The matrix spike/matrix spike duplicate (MS/MSD) percent recoveries (%Rs) for bromoform were less than the lower quality control limit in sample BPOW-0304-081111. The nondetected bromoform result in sample BPOW-0304-081111 was qualified as estimated (UJ).

Additional Comments

The MSD %R of 2-hexanone was greater than the upper quality control limit in sample BPOW-0304-081111. No action was taken on the nondetected 2-hexanone result.

The laboratory control sample (LCS) %R of dichlorodifluoromethane was greater than the upper quality control limit in batch BSE0817W1. No action was taken on the nondetected dichlorodifluoromethane results.

Trip blank contained the common laboratory contaminant, methylene chloride at a concentration of 5 ug/L. No action was taken on the nondetected methylene chloride results in the affected samples.

Nondetected results are reported to the limit of detection (LOD).

Positive results below the Reporting Limit (RL) and above the detection limit were qualified as estimated, (J), due to uncertainty near the detection limit.


EXECUTIVE SUMMARY

Laboratory Performance Issues: Continuing calibration %Ds or % drifts exceeded quality control limits resulting in the qualification of data.


Other Factors Affecting Data Quality: MS/MSD %Rs of bromoform were outside quality control limits in sample BPOW-0304-081111. Trip blank contained methylene chloride.

TO: D. Brayack
FROM: A. Cognetti
SDG: C3348
DATE: September 20, 2011
PAGE: 3

The data for these analyses were reviewed with reference to SOP # HW-24 Revision #2, August 2008, USEPA Region II Hazardous Waste Support Branch Validating Volatile Organic Compounds by Gas Chromatography/Mass Spectrometry SW-846/8260B, and the Department of Defense (DoD) document entitled "Quality Systems Manual (QSM) for Environmental Laboratories", April 2009. The text of this report has been formulated to address only those problem areas affecting data quality.



Tetra Tech NUS
Ann Cognetti
Chemist/Data Validator



Tetra Tech NUS
Joseph A. Samchuck
Data Validation Quality Assurance Officer

Attachments:

1. Appendix A - Qualified Analytical Results
2. Appendix B - Results as Reported by the Laboratory
3. Appendix C - Region II Data Validation Forms
4. Appendix D - Support Documentation

Appendix A

Qualified Analytical Results

Data Validation Qualifier Codes:

- A = Lab Blank Contamination
- B = Field Blank Contamination
- C = Calibration Noncompliance (e.g. % RSDs, %Ds, ICVs, CCVs, RRFs, etc.)
- C01 = GC/MS Tuning Noncompliance
- D = MS/MSD Recovery Noncompliance
- E = LCS/LCSD Recovery Noncompliance
- F = Lab Duplicate Imprecision
- G = Field Duplicate Imprecision
- H = Holding Time Exceedance
- I = ICP Serial Dilution Noncompliance
- J = GFAA PDS - GFAA MSA's $r < 0.995$
- K = ICP Interference - includes ICS % R Noncompliance
- L = Instrument Calibration Range Exceedance
- M = Sample Preservation Noncompliance
- N = Internal Standard Noncompliance
- N01 = Internal Standard Recovery Noncompliance Dioxins
- N02 = Recovery Standard Noncompliance Dioxins
- N03 = Clean-up Standard Noncompliance Dioxins
- O = Poor Instrument Performance (e.g. base-line drifting)
- P = Uncertainty near detection limit ($< 2 \times$ IDL for inorganics and $<$ CRQL for organics)
- Q = Other problems (can be any number of issues; e.g. poor chromatography,interferences, etc.)
- R = Surrogates Recovery Noncompliance
- S = Pesticide/PCB Resolution
- T = % Breakdown Noncompliance for DDT and Endrin
- U = % Difference between columns/detectors $>25\%$ for positive results determined via GC/HPLC
- V = Non-linear calibrations; correlation coefficient $r < 0.995$
- W = EMPC result
- X = Signal to noise response drop
- Y = Percent solids $<30\%$
- Z = Uncertainty at 2 sigma deviation is greater than sample activity

PROJ_NO: 00622 SDG: C3348 FRACTION: OV MEDIA: WATER	NSAMPLE	BPOW-0104-081011			BPOW-0105-081011			BPOW-0106-081011			BPOW-0203-080411PD		
	LAB_ID	C3348-04			C3348-03			C3348-02			C3348-01		
	SAMP_DATE	8/10/2011			8/10/2011			8/10/2011			8/4/2011		
	QC_TYPE	NM			NM			NM			NM		
	UNITS	UG/L			UG/L			UG/L			UG/L		
	PCT_SOLIDS	0.0			0.0			0.0			0.0		
	DUP_OF												
PARAMETER	RESULT	VQL	QLCD	RESULT	VQL	QLCD	RESULT	VQL	QLCD	RESULT	VQL	QLCD	
1,1,1-TRICHLOROETHANE	0.5	UJ	C	0.5	UJ	C	0.5	UJ	C	0.5	UJ	C	
1,1,2,2-TETRACHLOROETHANE	0.5	U		0.5	U		0.5	U		0.5	U		
1,1,2-TRICHLOROETHANE	0.5	U		0.5	U		0.5	U		0.5	U		
1,1,2-TRICHLOROTRIFLUOROETHANE	0.5	U		0.5	U		0.5	U		0.5	U		
1,1-DICHLOROETHANE	0.5	U		0.5	U		0.5	U		0.5	U		
1,1-DICHLOROETHENE	0.5	U		0.5	U		0.5	U		0.5	U		
1,2,4-TRICHLOROBENZENE	0.5	U		0.5	U		0.5	U		0.5	U		
1,2-DIBROMO-3-CHLOROPROPANE	0.5	U		0.5	U		0.5	U		0.5	U		
1,2-DIBROMOETHANE	0.5	U		0.5	U		0.5	U		0.5	U		
1,2-DICHLOROBENZENE	0.5	U		0.5	U		0.5	U		0.5	U		
1,2-DICHLOROETHANE	0.5	U		0.5	U		0.5	U		0.5	U		
1,2-DICHLOROPROPANE	0.5	U		0.5	U		0.5	U		0.5	U		
1,3-DICHLOROBENZENE	0.5	U		0.5	U		0.5	U		0.5	U		
1,4-DICHLOROBENZENE	0.5	U		0.5	U		0.5	U		0.5	U		
2-BUTANONE	2.5	UJ	C	2.5	UJ	C	2.5	UJ	C	2.5	UJ	C	
2-HEXANONE	2.5	U		2.5	U		2.5	U		2.5	U		
4-METHYL-2-PENTANONE	2.5	U		2.5	U		2.5	U		2.5	U		
ACETONE	2.5	UJ	C	2.5	UJ	C	2.5	UJ	C	2.5	UJ	C	
BENZENE	0.5	U		0.5	U		0.5	U		0.5	U		
BROMODICHLOROMETHANE	0.5	U		0.5	U		0.5	U		0.5	U		
BROMOFORM	0.5	U		0.5	U		0.5	U		0.5	U		
BROMOMETHANE	0.5	U		0.5	U		0.5	U		0.5	U		
CARBON DISULFIDE	0.5	U		0.5	U		0.5	U		0.5	U		
CARBON TETRACHLORIDE	0.5	UJ	C	0.5	UJ	C	0.5	UJ	C	0.5	UJ	C	
CHLOROBENZENE	0.5	U		0.5	U		0.5	U		0.5	U		
CHLORODIBROMOMETHANE	0.5	U		0.5	U		0.5	U		0.5	U		
CHLOROETHANE	0.5	U		0.5	U		0.5	U		0.5	U		
CHLOROFORM	0.5	U		0.5	U		0.5	U		0.5	U		
CHLOROMETHANE	0.5	U		0.5	U		0.5	U		0.5	U		
CIS-1,2-DICHLOROETHENE	0.5	U		0.5	U		0.5	U		0.5	U		
CIS-1,3-DICHLOROPROPENE	0.5	UJ	C	0.5	UJ	C	0.5	UJ	C	0.5	UJ	C	
CYCLOHEXANE	0.5	U		0.5	U		0.5	U		0.5	U		
DICHLORODIFLUOROMETHANE	0.5	UJ	C	0.5	UJ	C	0.5	UJ	C	0.5	UJ	C	
ETHYLBENZENE	0.5	U		0.5	U		0.5	U		0.5	U		
ISOPROPYLBENZENE	0.5	U		0.5	U		0.5	U		0.5	U		

PARAMETER	RESULT	VQL	QLCD	RESULT	VQL	QLCD	RESULT	VQL	QLCD	RESULT	VQL	QLCD
1,1,1-TRICHLOROETHANE	0.5	UJ	C	0.5	U		0.5	UJ	C	0.5	UJ	C
1,1,2,2-TETRACHLOROETHANE	0.5	U		0.5	U		0.5	U		0.5	U	
1,1,2-TRICHLOROETHANE	0.5	U		0.51	J	P	0.5	U		0.5	U	
1,1,2-TRICHLOROTRIFLUOROETHANE	0.5	U		0.5	U		0.5	U		0.5	U	
1,1-DICHLOROETHANE	0.5	U		0.5	U		0.5	U		0.5	U	
1,1-DICHLOROETHENE	0.5	U		0.5	U		0.5	U		0.5	U	
1,2,4-TRICHLOROBENZENE	0.5	U		0.5	U		0.5	U		0.5	U	
1,2-DIBROMO-3-CHLOROPROPANE	0.5	U		0.5	U		0.5	U		0.5	U	
1,2-DIBROMOETHANE	0.5	U		0.5	U		0.5	U		0.5	U	
1,2-DICHLOROBENZENE	0.5	U		0.5	U		0.5	U		0.5	U	
1,2-DICHLOROETHANE	0.5	U		0.5	U		0.5	U		0.5	U	
1,2-DICHLOROPROPANE	0.5	U		0.5	U		0.5	U		0.5	U	
1,3-DICHLOROBENZENE	0.5	U		0.5	U		0.5	U		0.5	U	
1,4-DICHLOROBENZENE	0.5	U		0.5	U		0.5	U		0.5	U	
2-BUTANONE	2.5	UJ	C	2.5	U		2.5	UJ	C	2.5	UJ	C
2-HEXANONE	2.5	U		2.5	U		2.5	U		2.5	U	
4-METHYL-2-PENTANONE	2.5	U		2.5	U		2.5	U		2.5	U	
ACETONE	2.5	UJ	C	2.5	U		2.5	UJ	C	2.5	UJ	C
BENZENE	0.5	U		0.5	U		0.5	U		0.5	U	
BROMODICHLOROMETHANE	0.5	U		0.5	U		0.5	U		0.5	U	
BROMOFORM	0.5	U		0.5	UJ	D	0.5	U		0.5	U	
BROMOMETHANE	0.5	U		0.5	U		0.5	U		0.5	U	
CARBON DISULFIDE	0.5	U		0.5	U		0.5	U		0.5	U	
CARBON TETRACHLORIDE	0.5	UJ	C	2.1			0.5	UJ	C	0.5	UJ	C
CHLOROBENZENE	0.5	U		0.5	U		0.5	U		0.5	U	
CHLORODIBROMOMETHANE	0.5	U		0.5	U		0.5	U		0.5	U	
CHLOROETHANE	0.5	U		0.5	U		0.5	U		0.5	U	
CHLOROFORM	0.5	U		1.3			0.5	U		0.5	U	
CHLOROMETHANE	0.5	U		0.5	U		0.5	U		0.5	U	
CIS-1,2-DICHLOROETHENE	0.5	U		0.61	J	P	0.5	U		0.5	U	
CIS-1,3-DICHLOROPROPENE	0.5	UJ	C	0.5	U		0.5	UJ	C	0.5	UJ	C
CYCLOHEXANE	0.5	U		0.5	U		0.5	U		0.5	U	
DICHLORODIFLUOROMETHANE	0.5	UJ	C	0.5	UJ	C	0.5	UJ	C	0.5	UJ	C
ETHYLBENZENE	0.5	U		0.5	U		0.5	U		0.5	U	
ISOPROPYLBENZENE	0.5	U		0.5	U		0.5	U		0.5	U	

PROJ_NO: 00622 SDG: C3348 FRACTION: OV MEDIA: WATER	NSAMPLE	BPOW-0104-081011			BPOW-0105-081011			BPOW-0106-081011			BPOW-0203-080411PD		
	LAB_ID	C3348-04			C3348-03			C3348-02			C3348-01		
	SAMP_DATE	8/10/2011			8/10/2011			8/10/2011			8/4/2011		
	QC_TYPE	NM			NM			NM			NM		
	UNITS	UG/L			UG/L			UG/L			UG/L		
	PCT_SOLIDS	0.0			0.0			0.0			0.0		
	DUP_OF												
PARAMETER	RESULT	VQL	QLCD	RESULT	VQL	QLCD	RESULT	VQL	QLCD	RESULT	VQL	QLCD	
M+P-XYLENES	1	U		1	U		1	U		1	U		
METHYL ACETATE	0.5	U		0.5	U		0.5	U		0.5	U		
METHYL CYCLOHEXANE	0.5	U		0.5	U		0.5	U		0.5	U		
METHYL TERT-BUTYL ETHER	0.5	U		0.5	U		0.5	U		0.5	U		
METHYLENE CHLORIDE	0.5	U		0.5	U		0.5	U		0.5	U		
O-XYLENE	0.5	U		0.5	U		0.5	U		0.5	U		
STYRENE	0.5	U		0.5	U		0.5	U		0.5	U		
TETRACHLOROETHENE	0.5	U		0.5	U		0.5	U		0.5	U		
TOLUENE	0.5	U		0.5	U		0.5	U		0.5	U		
TRANS-1,2-DICHLOROETHENE	0.5	U		0.5	U		0.5	U		0.5	U		
TRANS-1,3-DICHLOROPROPENE	0.5	U		0.5	U		0.5	U		0.5	U		
TRICHLOROETHENE	0.5	U		0.5	U		0.5	U		0.5	U		
TRICHLOROFLUOROMETHANE	0.5	U		0.5	U		0.5	U		0.5	U		
VINYL CHLORIDE	0.5	U		0.5	U		0.5	U		0.5	U		

862

PROJ_NO: 00622 SDG: C3348 FRACTION: OV MEDIA: WATER	NSAMPLE	BPOW-0303-081111			BPOW-0304-081111			BPOW-DUP-081111			TB-081011		
	LAB_ID	C3348-05			C3348-06			C3348-09			C3348-10		
	SAMP_DATE	8/11/2011			8/11/2011			8/11/2011			8/10/2011		
	QC_TYPE	NM			NM			NM			NM		
	UNITS	UG/L			UG/L			UG/L			UG/L		
	PCT_SOLIDS	0.0			0.0			0.0			0.0		
	DUP_OF							BPOW-0303-081111					
PARAMETER	RESULT	VQL	QLCD	RESULT	VQL	QLCD	RESULT	VQL	QLCD	RESULT	VQL	QLCD	
M+P-XYLENES	1	U		1	U		1	U		1	U		
METHYL ACETATE	0.5	U		0.5	UJ	C	0.5	U		0.5	U		
METHYL CYCLOHEXANE	0.5	U		0.5	U		0.5	U		0.5	U		
METHYL TERT-BUTYL ETHER	0.5	U		0.5	U		0.5	U		0.5	U		
METHYLENE CHLORIDE	0.5	U		0.5	U		0.5	U		5			
O-XYLENE	0.5	U		0.5	U		0.5	U		0.5	U		
STYRENE	0.5	U		0.5	U		0.5	U		0.5	U		
TETRACHLOROETHENE	0.5	U		0.5	U		0.5	U		0.5	U		
TOLUENE	0.5	U		0.5	U		0.5	U		0.5	U		
TRANS-1,2-DICHLOROETHENE	0.5	U		0.5	U		0.5	U		0.5	U		
TRANS-1,3-DICHLOROPROPENE	0.5	U		0.5	U		0.5	U		0.5	U		
TRICHLOROETHENE	0.5	U		39			0.5	U		0.5	U		
TRICHLOROFLUOROMETHANE	0.5	U		0.5	U		0.5	U		0.5	U		
VINYL CHLORIDE	0.5	U		0.5	U		0.5	U		0.5	U		

5

Section 9
Survey
(to be provided when complete)