

Summary Packet
Vertical Profile Boring 129
and TT 101D, TT 101D1, TT 101D2

NWIRP Bethpage
Bethpage, New York



Naval Facilities Engineering Command
Mid-Atlantic

Contract No. N62472-03-D-0057
Contract Task Order 066

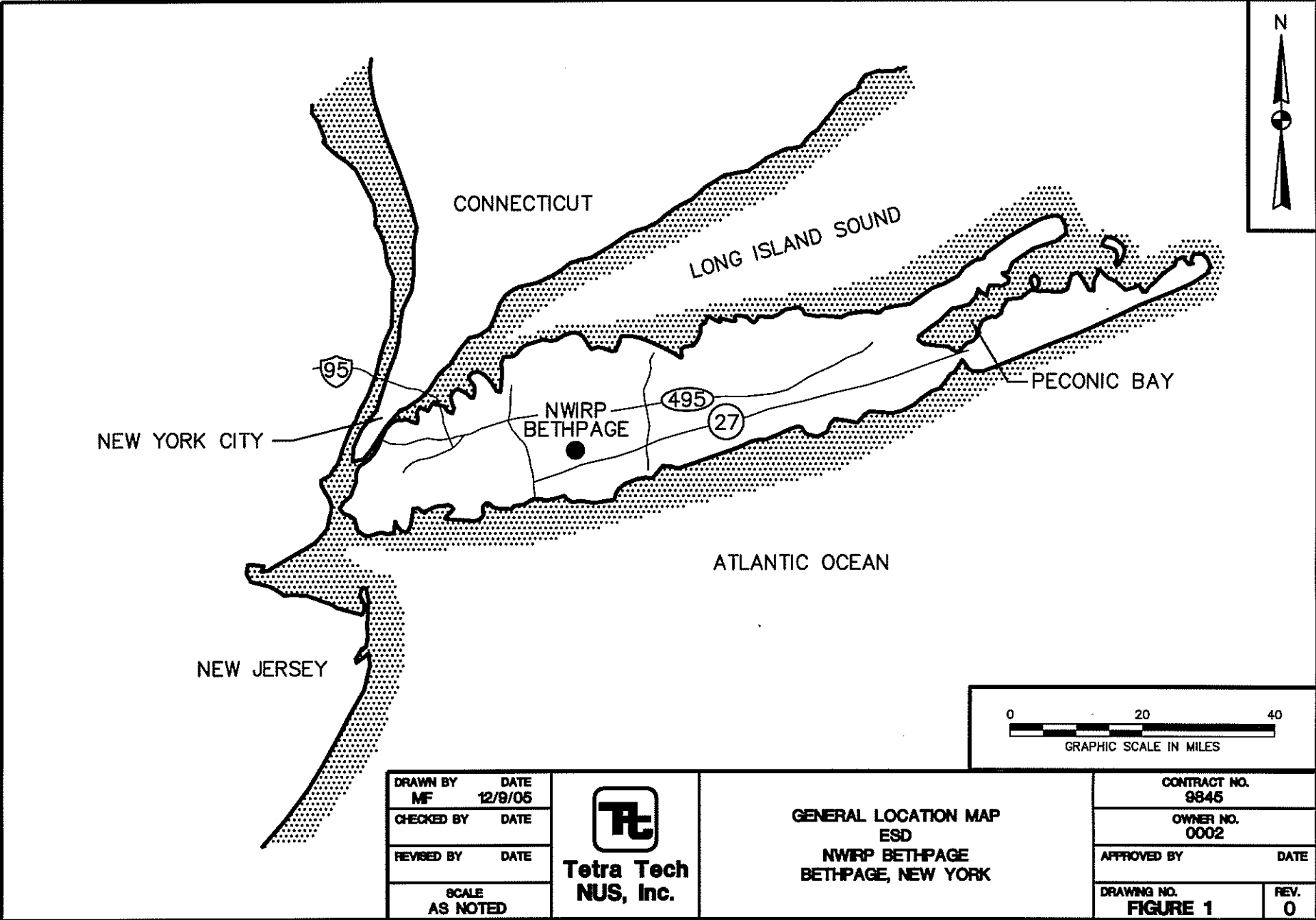
July 2012

TABLE OF CONTENTS

SECTION	PAGE
1	1
Figures.....	
-Figure 1 – General Location Map	
-Figure 2 – Cross Section Location Map	
-Figure 3 – Cross Section I-I'	
2	5
VPB 129 Boring/Gamma Logs.....	
3	43
VPB 129 Groundwater Sample Log Sheets.....	
4	88
VPB 129 Analytical Data Sheets.....	
-Chemtech	
-AirToxics	
5	215
VPB 129 Chain of Custody Records	
-Chemtech	
-AirToxics	
6	223
VPB 129 Data Validation Package.....	
7	297
VPB 129 Detected Compounds Table	
8	299
Monitoring Wells TT 101D, TT 101D1, TT 101D2.....	
-Boring Logs	
-Well Construction Logs	
-Well Development Records	
-Analytical Data Sheets	
-Chain of Custody Records	
9	350
Survey.....	

Section 1

Figures

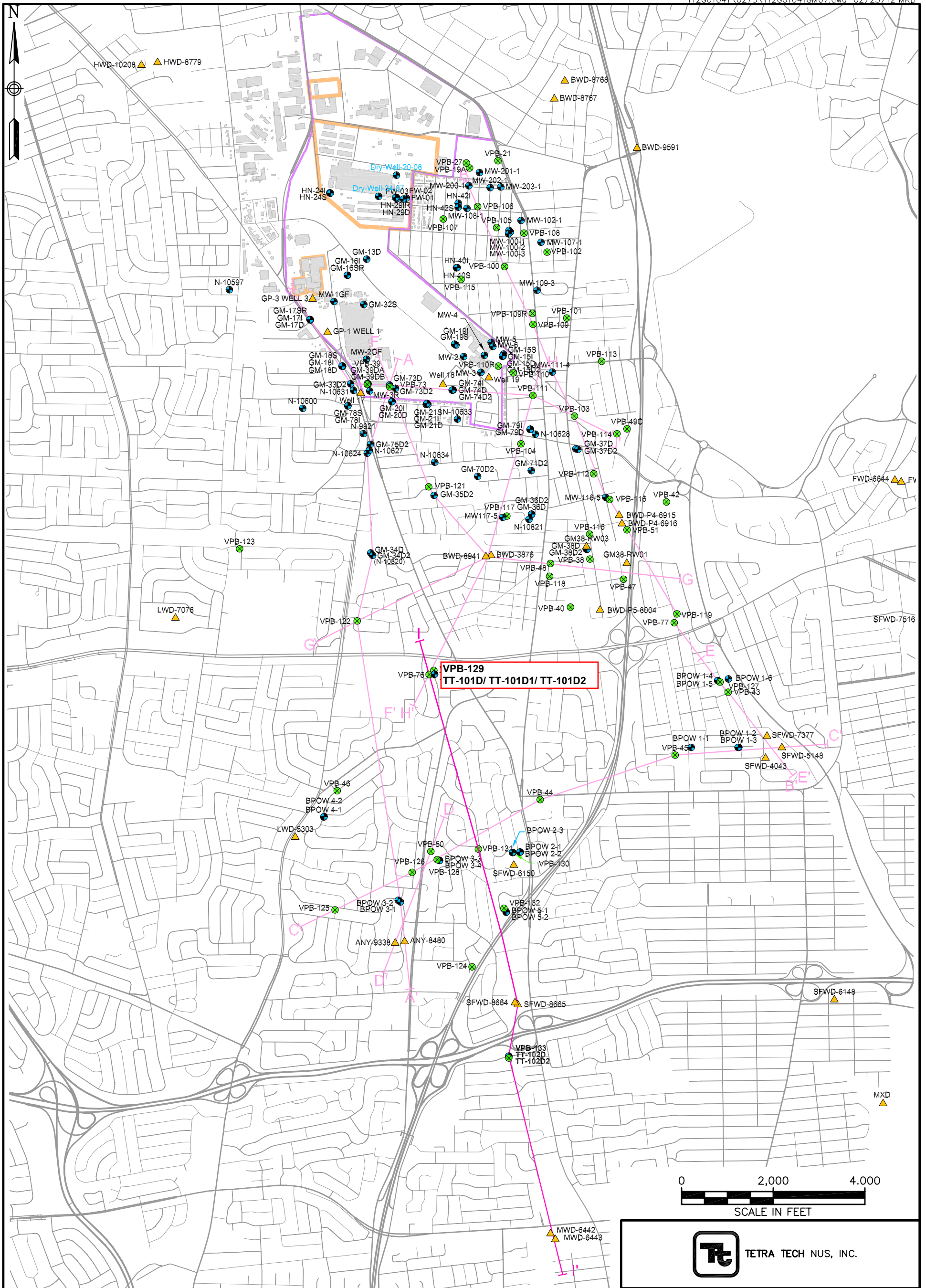


DRAWN BY MF	DATE 12/9/06
CHECKED BY	DATE
REVISED BY	DATE
SCALE AS NOTED	



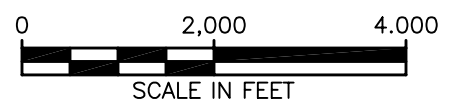
**GENERAL LOCATION MAP
ESD
NWIRP BETHPAGE
BETHPAGE, NEW YORK**

CONTRACT NO. 9845	
OWNER NO. 0002	
APPROVED BY	DATE
DRAWING NO. FIGURE 1	REV. 0



LEGEND

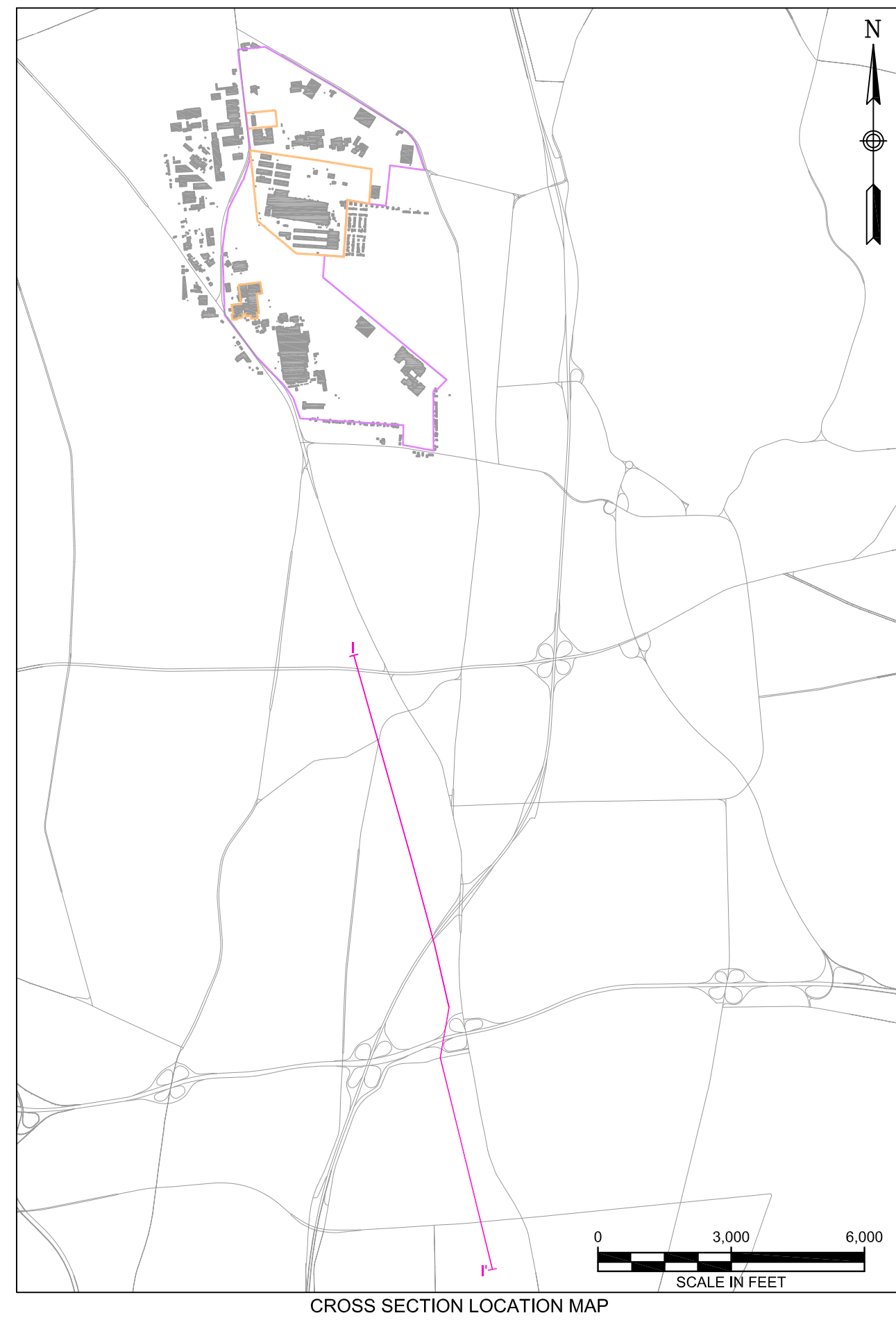
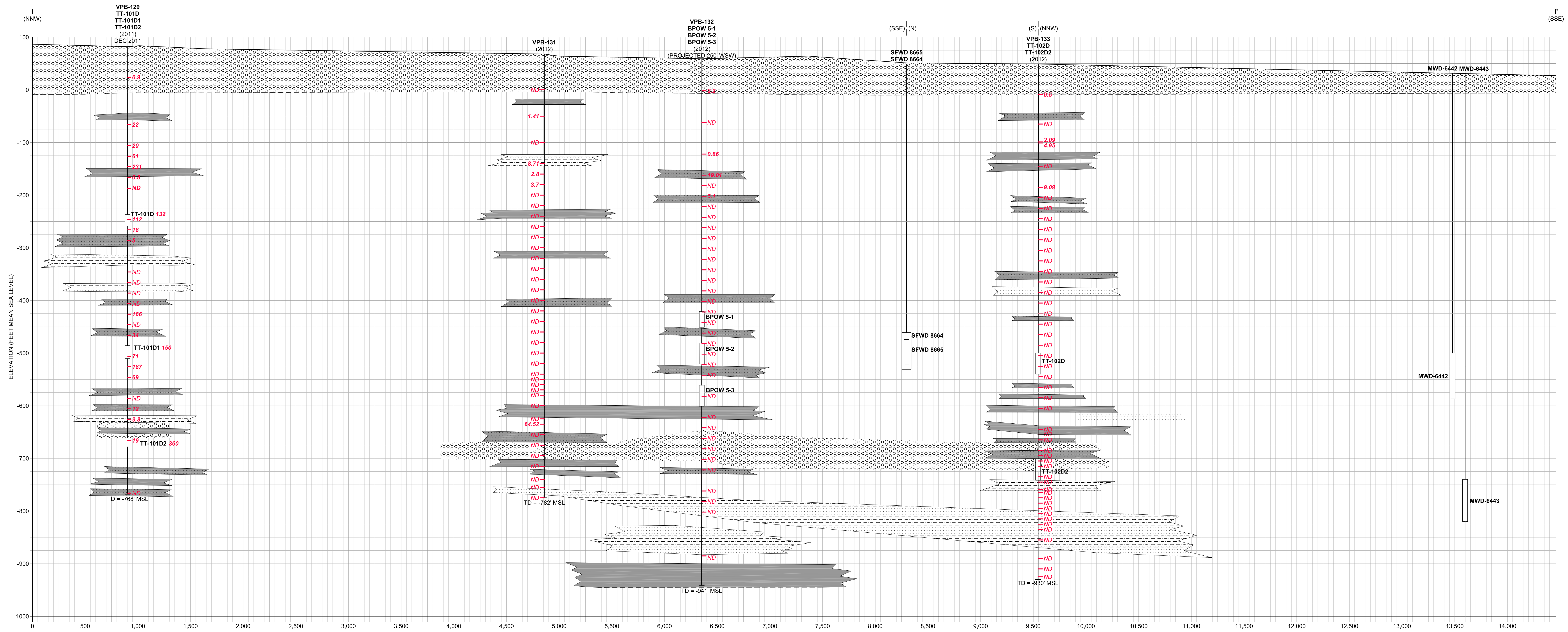
- GROUNDWATER SAMPLING LOCATION
- PROPOSED GROUNDWATER SAMPLING LOCATION
- ▲ WATER SUPPLY WELL
- ⊗ VERTICAL PROFILE BORING
- ⊗ PROPOSED VERTICAL PROFILE BORING
- BUILDING
- HIGHWAY
- MAJOR LOCAL ROAD
- MINOR LOCAL ROAD
- 1997 NORTHROP-GRUMMAN BETHPAGE BOUNDARY
- 1997 NWIRP BETHPAGE BOUNDARY



TETRA TECH NUS, INC.

**OPERABLE UNIT 2 (SITE 1)
CROSS SECTION MAP
NAVAL WEAPONS INDUSTRIAL
RESERVE PLANT
BETHPAGE, NEW YORK**

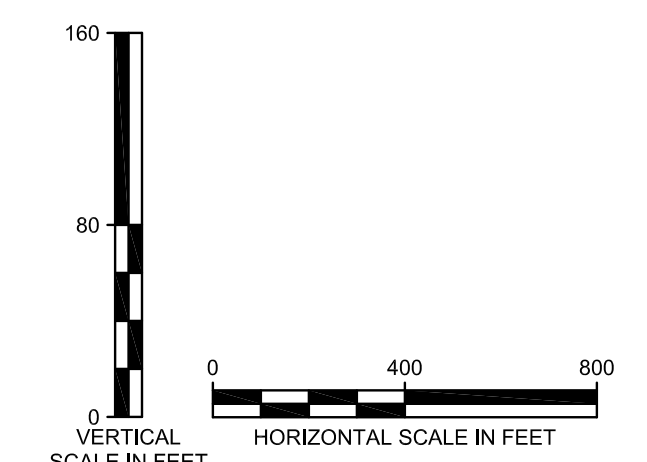
FILE 112G01041GM07	SCALE AS NOTED
FIGURE NUMBER FIGURE 2	REV DATE 0 02/23/12



LEGEND

- SAND AND GRAVEL
- F-M SAND WITH VARYING AMOUNTS OF SILT, CLAY, AND C. SAND
- CONFINING UNITS
 - INTERBEDDED CLAY AND SAND
 - SANDY CLAY
 - CLAY

TT-101D
 (PROJECTED 300' WSW)
 MONITORING WELL ID
 VERTICAL PROFILE BORING
 INSTALLATION YEAR
 DEC 2011
 MONITORING WELL SAMPLING DATE
 GROUND SURFACE
 CONFINING UNIT (DASHED WHERE INFERRED)
 MONITORING WELL SCREEN
 VERTICAL PROFILE BORING VOC RESULTS IN µg/L
 181.5
 ND
 NOT DETECTED
 TD = -768' MSL
 µg/L
 TOTAL DEPTH FEET MEAN SEA LEVEL
 MICROGRAMS PER LITER



TETRA TECH

CROSS SECTION I - I'
 BETHPAGE GROUNDWATER PLUME
 BETHPAGE, NEW YORK

FILE 112G00622GS09	SCALE AS NOTED
FIGURE NUMBER I - I'	REV 0
	DATE 11/01/12

Section 2

VPB 129 Boring/Gamma Logs



BORING LOG

PROJECT NAME: BETHPAGE OU-2 OFFSITE GW
 PROJECT NUMBER: 112G00622-PHASE II
 DRILLING COMPANY: DELTA WELL & PUMP
 DRILLING RIG: MUD ROTARY

BORING No.: VPB-129
 DATE: 8-24-11
 GEOLOGIST: Conti
 DRILLER: B. Welischar

Sample No. and Type or RQD	Depth (Ft.) or Run No.	Blows / 6" or RQD (%)	Sample Recovery / Sample Length	Lithology Change (Depth/Ft.) or Screened Interval	MATERIAL DESCRIPTION			U S C S *	Remarks	PID/FID Reading (ppm)						
					Soil Density/ Consistency or Rock Hardness	Color	Material Classification			Sample	Sampler BZ	Borehole™	Driller BZ™			
	0					ORANG										
					DENSE TAN		SAND AND GRAVEL		DRIVE 8" Ø CAS							0
									TO ~ 46' - ON							
									8/23/11							
	10						SAME		THIS IS 2ND LOCATION. FIRST LOC CAS SEPARATED AFTER DRIVING							
									TO 40' MOVED EAST ~ 2 TO 6 FEET.							
	20						SAME									
	30						SAME									0
	40						SAME									
	50															

* When rock coring, enter rock brokenness.

** Include monitor reading in 6 foot intervals @ borehole. Increase reading frequency if elevated response read.

Remarks: DRIVE CASING TO ~ 46 ON 8/23/11
8" MUD ROTARY TO FINAL DEPTH

Drilling Area
 Background (ppm): 0

Converted to Well: Yes No X Well I.D. #: VPB-129



BORING LOG

PROJECT NAME: **BETHPAGE OU-2 OFFSITE GW**
 PROJECT NUMBER: **112G00622-PHASE II**
 DRILLING COMPANY: **DELTA WELL & PUMP**
 DRILLING RIG: **MUD ROTARY**

BORING No.: **VPB-129**
 DATE: **8/24/11 → 8/25/11**
 GEOLOGIST: **Conti**
 DRILLER: **B. Welischar**

Sample No. and Type or RQD	Depth (Ft.) or Run No.	Blows / 6" or RQD (%)	Sample Recovery / Sample Length	Lithology Change (Depth/Ft.) or Screened Interval	MATERIAL DESCRIPTION			U S C S *	Remarks	PID/FID Reading (ppm)								
					Soil Density/ Consistency or Rock Hardness	Color	Material Classification			Sample	Sampler BZ	Borehole**	Driller BZ**					
	50																	
					DENSE	TAN	SAND - SOME GRAVEL	SM / SP	WET									
	57					To	REDDISH											
	58						BROWN											
	60																	
							SAME											
	70																	
									TR.									
	80																	
	90																	
	100																	

8/24
8/25

TOOK BP-VPB129-GW-058

* When rock coring, enter rock brokenness.

** Include monitor reading in 6 foot intervals @ borehole. Increase reading frequency if elevated response read.

Remarks: _____

Drilling Area Background (ppm):

Converted to Well: Yes _____ No X _____ Well I.D. #: **VPB-129**



BORING LOG

PROJECT NAME: **BETHPAGE OU-2 OFFSITE GW**
 PROJECT NUMBER: **112G00622-PHASE II**
 DRILLING COMPANY: **DELTA WELL & PUMP**
 DRILLING RIG: **MUD ROTARY**

BORING No.: **VPB-129**
 DATE: **8/25/11**
 GEOLOGIST: **Conti**
 DRILLER: **B. Welischar**

Sample No. and Type or RQD	Depth (Ft.) or Run No.	Blows / 6" or RQD (%)	Sample Recovery / Sample Length	Lithology Change (Depth/FL) or Screened Interval	MATERIAL DESCRIPTION			U S C S *	Remarks	PID/FID Reading (ppm)								
					Soil Density/ Consistency or Rock Hardness	Color	Material Classification			Sample	Sampler BZ	Borehole**	Driller BZ**					
	100																	
S-2 @ 103.5	102 103				DENSE	RED BRN	SAND - SOME GRAVEL	SP	WET									
							TR CLAY ON SCREEN		TOOK BP-VPB129-GW - 103									
	110						SAME											
									118'± TR CLAY CLIPPINGS/ DRIVER									
	120						SAME											
	130						SAME											
							TR WOOD CHIPS @ 135'		CUTTING 2									
	140					TAN BRN		SM/ SP'	WET									
							F/M SAND											
S-2 @ 131.5	147 148								TOOK BP-VPB129-GW - 148									
	150																	

* When rock coring, enter rock brokenness.

** Include monitor reading in 6 foot intervals @ borehole. Increase reading frequency if elevated response read.

Remarks: _____

Drilling Area
 Background (ppm):

Converted to Well: Yes _____ No X _____ Well I.D. #: VPB-129



BORING LOG

PROJECT NAME: BETHPAGE OU-2 OFFSITE GW
 PROJECT NUMBER: 112G00622-PHASE II
 DRILLING COMPANY: DELTA WELL & PUMP
 DRILLING RIG: MUD ROTARY

BORING No.: VPB-129
 DATE: 8/25/11 → 8/26/11
 GEOLOGIST: Conti
 DRILLER: B. Welischar

Sample No. and Type or RQD	Depth (Ft) or Run No.	Blows / 6" or RQD (%)	Sample Recovery / Sample Length	Lithology Change (Depth/Ft.) or Screened Interval	MATERIAL DESCRIPTION			U S C S *	Remarks	PID/FID Reading (ppm)							
					Soil Density/ Consistency or Rock Hardness	Color	Material Classification			Sample	Sampler BZ	Borehole**	Driller BZ**				
	150					GRAY											
					DENSE	BRN	SAND - TR GRAVEL	SM	WET								0
	160																
	170																
	180																0
S-4 1020	187 188																
	190																
	200																

TOOK
 BP-VPB129-GW
 - 188

* When rock coring, enter rock brokenness.

** Include monitor reading in 6 foot intervals @ borehole. Increase reading frequency if elevated response read.

Remarks: _____

Drilling Area
 Background (ppm):

Converted to Well: Yes _____ No X _____ Well I.D. #: VPB-129



BORING LOG

PROJECT NAME: BETHPAGE OU-2 OFFSITE GW
 PROJECT NUMBER: 112G00622-PHASE II
 DRILLING COMPANY: DELTA WELL & PUMP
 DRILLING RIG: MUD ROTARY

BORING No.: VPB-129
 DATE: 8/29/11
 GEOLOGIST: Conti
 DRILLER: B. Welischar

Sample No. and Type or RQD	Depth (Ft) or Run No.	Blows / 6" or RQD (%)	Sample Recovery / Sample Length	Lithology Change (Depth/Ft) or Screened Interval	MATERIAL DESCRIPTION			U S C S *	Remarks	PID/FID Reading (ppm)							
					Soil Density/ Consistency or Rock Hardness	Color	Material Classification			Sample	Sampler BZ	Borehole**	Driller BZ**				
	200																
					DENSE	TAN BRN	SAND (F/M)	SM/ SP	WET								0
8/26																	
8/29	S-5 1035	207 208								TOOK BP-VPB129-GW - 208							
		210															
		220															
																	0
	S-6 1215	227 228								TOOK BP-VPB129-GW - 228							
		230															
		240															
	S-7 1410	247 248								TOOK BP-VPB129-GW - 248							0
		250															

* When rock coring, enter rock brokenness.

** Include monitor reading in 6 foot intervals @ borehole. Increase reading frequency if elevated response read.

Remarks: _____

Drilling Area
 Background (ppm):

Converted to Well: Yes _____ No X _____ Well I.D. #: VPB-129



BORING LOG

PROJECT NAME: **BETHPAGE OU-2 OFFSITE GW**
 PROJECT NUMBER: **112G00622-PHASE II**
 DRILLING COMPANY: **DELTA WELL & PUMP**
 DRILLING RIG: **MUD ROTARY**

BORING No.: **VPB-129**
 DATE: **8/29/11 → 8/30/11**
 GEOLOGIST: **Conti**
 DRILLER: **B. Welischar**

Sample No. and Type or RQD	Depth (Ft.) or Run No.	Blows / 6" or RQD (%)	Sample Recovery / Sample Length	Lithology Change (Depth/Ft.) or Screened Interval	MATERIAL DESCRIPTION			U S C S *	Remarks	PID/FID Reading (ppm)				
					Soil Density/ Consistency or Rock Hardness	Color	Material Classification			Sample	Sampler BZ	Borehole**	Driller BZ**	
	250				DENSE	TAN BEN	SAND (F/M) TR CLAY/WOOD	SM SP	WET					
	260						TO SAME GRAY							
S-3 267 1600	267 268								TOOK BP-VPB129-GW -268					
	270						SAME							
	280						SAME							
S-9 287 1030	287 288								TOOK BP-VPB129-GW -288					
	290						SAME							
				290 ↓ 310 LOSS OF DRILL FLUID			SILTY F/C SAND		FEW WOOD CLIPS IN CUTTINGS AND COARSE SAND					
	300													

* When rock coring, enter rock brokenness.

** Include monitor reading in 6 foot intervals @ borehole. Increase reading frequency if elevated response read.

Remarks: _____

Drilling Area
 Background (ppm):

Converted to Well: Yes _____ No **X** _____ Well I.D. #: **VPB-129**



BORING LOG

PROJECT NAME: BETHPAGE OU-2 OFFSITE GW
 PROJECT NUMBER: 112G00622-PHASE II
 DRILLING COMPANY: DELTA WELL & PUMP
 DRILLING RIG: MUD ROTARY

BORING No.: VPB-129
 DATE: 9-1-11
 GEOLOGIST: Conti
 DRILLER: B. Welischar

Sample No. and Type or RQD	Depth (FT) or Run No.	Blows / 6" or RQD (%)	Sample Recovery / Sample Length	Lithology Change (Depth/FT) or Screened Interval	MATERIAL DESCRIPTION			U S C S *	Remarks	PID/FID Reading (ppm)			
					Soil Density/ Consistency or Rock Hardness	Color	Material Classification			Sample	Sampler BZ	Borehole**	Driller BZ**
	350				DENSE	GRAY	F/M SAND-SOME CLAY	SM SC	WET				0
	360						SAME - WITH LESS CLAY						
S13 e 1145	367 368								BP-VPB129-GW - 368				
	370						SAME						
	380						SAME						0
S14 e 1440	387 388								BP-VPB129-GW - 388				
	390						SAME						0
	400												0

* When rock coring, enter rock brokenness.

** Include monitor reading in 6 foot intervals @ borehole. Increase reading frequency if elevated response read.

Remarks: _____

Drilling Area
 Background (ppm):

Converted to Well: Yes _____ No X _____ Well I.D. #: VPB-129



BORING LOG

PROJECT NAME: BETHPAGE OU-2 OFFSITE GW BORING No.: VPB-129
 PROJECT NUMBER: 112G00622-PHASE II DATE: 9/6/11
 DRILLING COMPANY: DELTA WELL & PUMP GEOLOGIST: Conti
 DRILLING RIG: MUD ROTARY DRILLER: B. Welischar

Sample No. and Type or RQD	Depth (FL) or Run No.	Blows / 6" or RQD (%)	Sample Recovery / Sample Length	Lithology Change (Depth/Ft) or Screened Interval	MATERIAL DESCRIPTION			U S C S *	Remarks	PID/FID Reading (ppm)								
					Soil Density/ Consistency or Rock Hardness	Color	Material Classification			Sample	Sampler BZ	Borehole**	Driller BZ**					
	400																	
					DENSE	GRAY	SILTY F SAND - TR CLAY	SM	WET									0
S15 @ 1045	407 408									BP-VPB129-GW -408								
	410									1 VIAL								
										SAME								
	420									SAME - LESS								
										CLAY W/ FINE GRAINED BLACK GRAINS.								0
S16 @ 1245	427 428										BP-VPB129-GW -428							
	430																	
										SAME								
	440																	
										SAME								0
S17 @ 1530	447 448										BP-VPB129-GW -448							
	450																	

* When rock coring, enter rock brokenness.

** Include monitor reading in 6 foot intervals @ borehole. Increase reading frequency if elevated response read.

Remarks: _____

Drilling Area Background (ppm):

Converted to Well: Yes _____ No X _____ Well I.D. #: VPB-129



BORING LOG

PROJECT NAME: BETHPAGE OU-2 OFFSITE GW
 PROJECT NUMBER: 112G00622-PHASE II
 DRILLING COMPANY: DELTA WELL & PUMP
 DRILLING RIG: MUD ROTARY

BORING No.: VPB-129
 DATE: 9/7/11
 GEOLOGIST: Conti
 DRILLER: B. Welischar

Sample No. and Type or RQD	Depth (Ft) or Run No.	Blows / 6" or RQD (%)	Sample Recovery / Sample Length	Lithology Change (Depth/Ft) or Screened Interval	MATERIAL DESCRIPTION			U S C S *	Remarks	PID/FID Reading (ppm)			
					Soil Density/ Consistency or Rock Hardness	Color	Material Classification			Sample	Sampler BZ	Borehole**	Driller BZ**
	450				DENSE	GRAY	SILTY F SAND	SM /SP	WET				
	460						SAME						
S-18 1000	467 468								BP-VPB129-GW -468				
	470												
	480												
	487												
S-19 1200	487 488								BP-VPB129-GW -488				
	490								SAND ON SCREEN OF HP TR. CLAY GRAY				
	500												

* When rock coring, enter rock brokenness.

** Include monitor reading in 6 foot intervals @ borehole. Increase reading frequency if elevated response read.

Remarks: _____

Drilling Area
 Background (ppm):

Converted to Well: Yes _____ No X _____ Well I.D. #: VPB-129



BORING LOG

PROJECT NAME: BETHPAGE OU-2 OFFSITE GW
 PROJECT NUMBER: 112G00622-PHASE II
 DRILLING COMPANY: DELTA WELL & PUMP
 DRILLING RIG: MUD ROTARY

BORING No.: VPB-129
 DATE: 9-7-11 / 9-8-11
 GEOLOGIST: Conti
 DRILLER: B. Welischar

Sample No. and Type or RQD	Depth (Ft.) or Run No.	Blows / 6" or RQD (%)	Sample Recovery / Sample Length	Lithology Change (Depth/Ft.) or Screened Interval	MATERIAL DESCRIPTION			U S C S *	Remarks	PID/FID Reading (ppm)								
					Soil Density/ Consistency or Rock Hardness	Color	Material Classification			Sample	Sampler BZ	Borehole**	Driller BZ**					
	500																	
					DENSE	GRY	SILTY F/M SAND TR CLAY	SP SM	WET									
	520	507																
	1440	508																
		510					SAME											
		520					SAME											
		521	527															
	1015	528																
		530					SAME											
		540																
		522	547															
	1210	548					SAME											
		550																

9/7
9/8

BP-VPB129-GW
- 508

BP-VPB129-GW
- 528

BP-VPB129-GW
- 548

* When rock coring, enter rock brokenness.

** Include monitor reading in 6 foot intervals @ borehole. Increase reading frequency if elevated response read.

Remarks: _____

Drilling Area Background (ppm):

Converted to Well: Yes _____ No X _____ Well I.D. #: VPB-129



BORING LOG

PROJECT NAME: BETHPAGE OU-2 OFFSITE GW
 PROJECT NUMBER: 112G00622-PHASE II
 DRILLING COMPANY: DELTA WELL & PUMP
 DRILLING RIG: MUD ROTARY

BORING No.: VPB-129
 DATE: 9-8-11 → 9/12/11
 GEOLOGIST: Conti
 DRILLER: B. Welischar

Sample No. and Type or RQD	Depth (Ft) or Run No.	Blows / 6" or RQD (%)	Sample Recovery / Sample Length	Lithology Change (Depth/Ft) or Screened Interval	MATERIAL DESCRIPTION			U S C S *	Remarks	PID/FID Reading (ppm)								
					Soil Density/Consistency or Rock Hardness	Color	Material Classification			Sample	Sampler BZ	Borehole**	Driller BZ**					
	550																	
					DENSE	GRAY	SILTY F/M SAND TR CLAY	SP SM	WET									0
	560						SAME											
	567 e 568 1420																	
9/8	570						SAME											
9/9																		
9/12																		0
	580						SAME - MOPE											
							COARSE SAND IN CUTTINGS											
	587 e 588 1100																	
	590						SAME											
																		0
	600																	

BP-VPB129-GW
-568

BP-VPB129-GW
-588

* When rock coring, enter rock brokenness.

** Include monitor reading in 6 foot intervals @ borehole. Increase reading frequency if elevated response read.

Remarks: _____

Drilling Area Background (ppm):

Converted to Well: Yes _____ No X Well I.D. #: VPB-129



BORING LOG

PROJECT NAME: BETHPAGE OU-2 OFFSITE GW
 PROJECT NUMBER: 112G00622-PHASE II
 DRILLING COMPANY: DELTA WELL & PUMP
 DRILLING RIG: MUD ROTARY

BORING No.: VPB-129
 DATE: 9/19/11
 GEOLOGIST: Conti
 DRILLER: B. Welischar

Sample No. and Type or RQD	Depth (Ft.) or Run No.	Blows / 6" or RQD (%)	Sample Recovery / Sample Length	Lithology Change (Depth/Ft.) or Screened Interval	MATERIAL DESCRIPTION			U S C S *	Remarks	PID/FID Reading (ppm)			
					Soil Density/ Consistency or Rock Hardness	Color	Material Classification			Sample	Sampler BZ	Borehole**	Driller BZ**
	650				DENSE	TAN BRN	SAND (F/M) TR COARSE SAND	SW	WET				0
	660						SAME						
528 e 155	667 668								[BP-VPB129-GW - 665]				
	670												
	680												0
	690								TR WHITE CLAY IN CUTTINGS				
5-29 e 1010	687 688								↓	[BP-VPB129- GW-688]			
	690									1 VIAL			0
	700												

9/19
9/20

* When rock coring, enter rock brokenness.

** Include monitor reading in 6 foot intervals @ borehole. Increase reading frequency if elevated response read.

Remarks: _____

Drilling Area Background (ppm):

Converted to Well: Yes _____ No X Well I.D. #: VPB-129



BORING LOG

PROJECT NAME: BETHPAGE OU-2 OFFSITE GW
 PROJECT NUMBER: 112G00622-PHASE II
 DRILLING COMPANY: DELTA WELL & PUMP
 DRILLING RIG: MUD ROTARY

BORING No.: VPB-129
 DATE: 9/20/11
 GEOLOGIST: Conti
 DRILLER: B. Welischar

Sample No. and Type or RQD	Depth (FT) or Run No.	Blows / 6" or RQD (%)	Sample Recovery / Sample Length	Lithology Change (Depth/FT.) or Screened Interval	MATERIAL DESCRIPTION			U S C S *	Remarks	PID/FID Reading (ppm)								
					Soil Density/ Consistency or Rock Hardness	Color	Material Classification			Sample	Sampler BZ	Borehole**	Driller BZ**					
	700																	
					DENSE	TAN GRAY	SAND F/C WITH WHITE CLAY AND FINE GRAVEL MIX	SM	WET									
S30 1215	707 708									BP-VPB129-7 GW-708								
	710						SAME											
				715														
					STIFF	LT GRAY	SILTY/SANDY CLAY	CL/SC	MOIST (Based on drilling and cuttings)									
	720																	
S31 1320	727 728		1/1		STIFF	LT GRAY	SILTY/SANDY CLAY	CL	(Spoon Sample)									
	730						TR GRAVEL	SC	SUB ROUND 1/2" GRAVEL									
				733														
							LESS CLAY @ 733 PER DRIVER.											
	740																	
							SILTY F/M SAND TR CLAY											
S32 1330	747 748									BP-VPB129-7 GW-748								
	750																	

* When rock coring, enter rock brokenness.

** Include monitor reading in 6 foot intervals @ borehole. Increase reading frequency if elevated response read.

Remarks: _____

Drilling Area Background (ppm):

Converted to Well: Yes _____ No Well I.D. #: VPB-129



BORING LOG

PROJECT NAME: BETHPAGE OU-2 OFFSITE GW
 PROJECT NUMBER: 112G00622-PHASE II
 DRILLING COMPANY: DELTA WELL & PUMP
 DRILLING RIG: MUD ROTARY

BORING No.: VPB-129
 DATE: 9/21/11
 GEOLOGIST: Conti
 DRILLER: B. Welischar

Sample No. and Type or RQD	Depth (FT.) or Run No.	Blows / 6" or RQD (%)	Sample Recovery / Sample Length	Lithology Change (Depth/Ft.) or Screened Interval	MATERIAL DESCRIPTION			U S C S *	Remarks	PID/FID Reading (ppm)				
					Soil Density/Consistency or Rock Hardness	Color	Material Classification			Sample	Sampler BZ	Borehole**	Driller BZ**	
	750				DENSE	GRAY	F/M SAND	SM	WET					
							TR CLAY		SUB ROUND					
							TR F GRAVEL		GRAVEL 1/2" Ø					
									FROM CUTTINGS.					
	760													
							SAME - w/	SP						
							F/C SAND - TR	SM	CUTTINGS					
							LT GRAY CLAY							
S33 e 1030	767 768								[BP-VPB129- GW-768]					
	770						SAME							
	780						SAME							
S34 e 1315	787 788								[BP-VPB129- GW-788]					
	790						SAME - TR CLAY							
							ON SCREEN OF H.P.							
	800													

* When rock coring, enter rock brokenness.

** Include monitor reading in 6 foot intervals @ borehole. Increase reading frequency if elevated response read.

Remarks: _____

Drilling Area
 Background (ppm):

Converted to Well: Yes _____ No X _____ Well I.D. #: VPB-129



BORING LOG

PROJECT NAME: **BETHPAGE OU-2 OFFSITE GW**
 PROJECT NUMBER: **112G00622-PHASE II**
 DRILLING COMPANY: **DELTA WELL & PUMP**
 DRILLING RIG: **MUD ROTARY**

BORING No.: **VPB-129**
 DATE: **9/21/11 → 9/22/11**
 GEOLOGIST: **Conti**
 DRILLER: **B. Welischar**

Sample No. and Type or RQD	Depth (Ft) or Run No.	Blows / 6" or RQD (%)	Sample Recovery / Sample Length	Lithology Change (Depth/Ft) or Screened Interval	MATERIAL DESCRIPTION			U S C S *	Remarks	PID/FID Reading (ppm)				
					Soil Density/ Consistency or Rock Hardness	Color	Material Classification			Sample	Sampler BZ	Borehole**	Driller BZ**	
	800				DENSE TO		F/M SAND - TR SANDY CLAY	SM / SP	WET					
	807				V DENSE	LT								
	808					GRAY	CLAYEY SAND	SC	TR MICA FLAKES					
	810						SANDY CLAY		MOIST TO WET					
									NO HP HERE DRILLING IS HARD, BUT NOT "CLOGGING" UP. MORE SAND THAN CLAY					
	820						SAME		HARD DRILLING					
									MATL IS COMPACT					
	827				V DENSE	GRAY	CLAYEY SAND -	SC	WET → MOIST					
	828						TR BLACK LIGNITE/							
	830						DIFFWOOD CHIPS MICA FLAKES							
	840													
	848				V DENSE	GRAY	SILTY F. SAND	SM	WET					
	848						TR CLAY							
	850													

SS 2
 9/21
 9/22

SS 3

SS 4

* When rock coring, enter rock brokenness. TD
 ** Include monitor reading in 6 foot intervals @ borehole. Increase reading frequency if elevated response read.
 Remarks: GAMMA LOG RUN ON 9/22/11 UP & DOWN Drilling Area Background (ppm): 0

Converted to Well: Yes No X Well I.D. #: VPB-129

COMPANY: DELTA WELL & PUMP CO., INC.

LOCATION: NW 1/4 BETHPAGE

CASING

Well: VPB-129

Depth Driller
Depth Logger

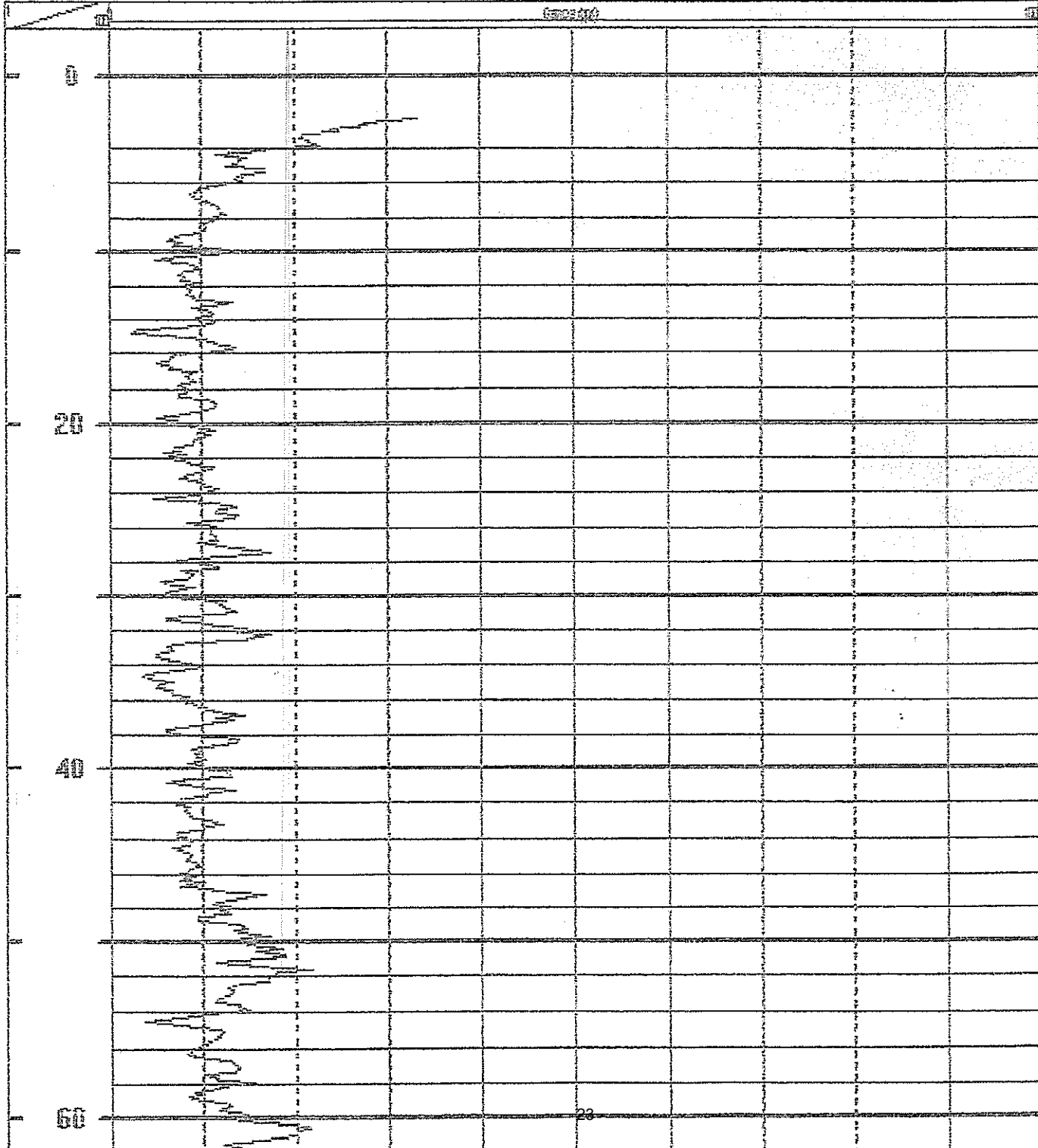
Date: 09/22/11

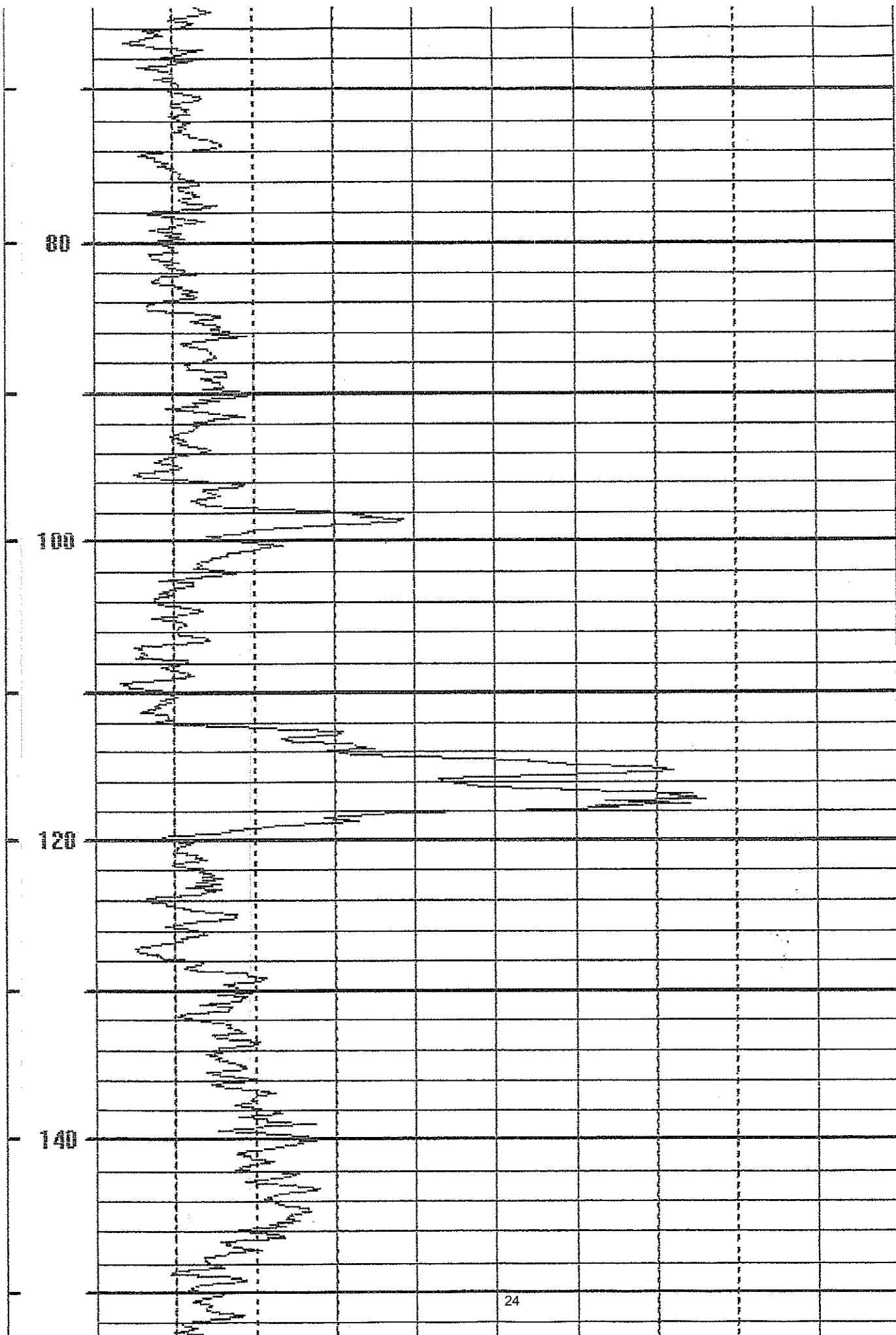
BH Fluid

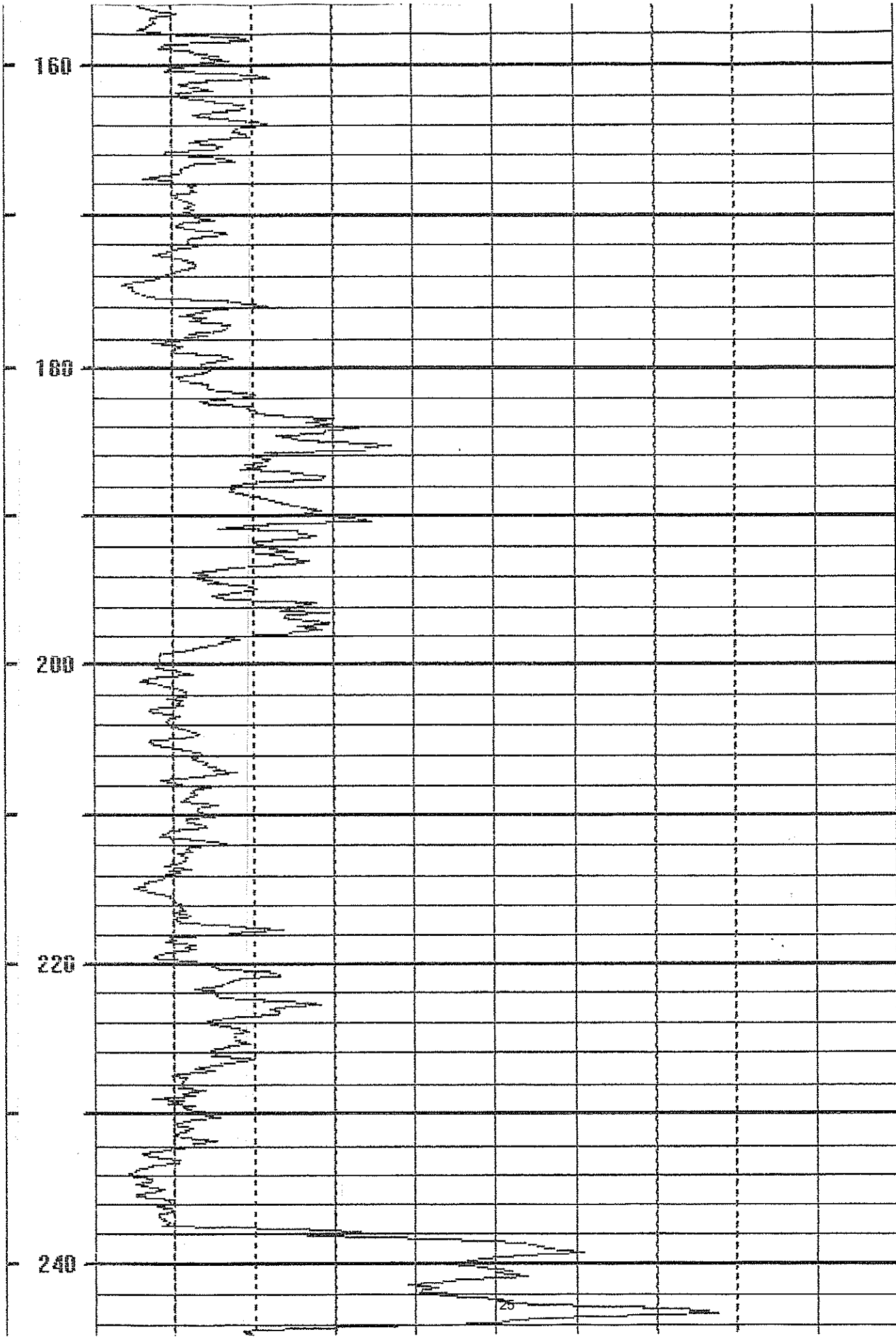
Logged by: orc

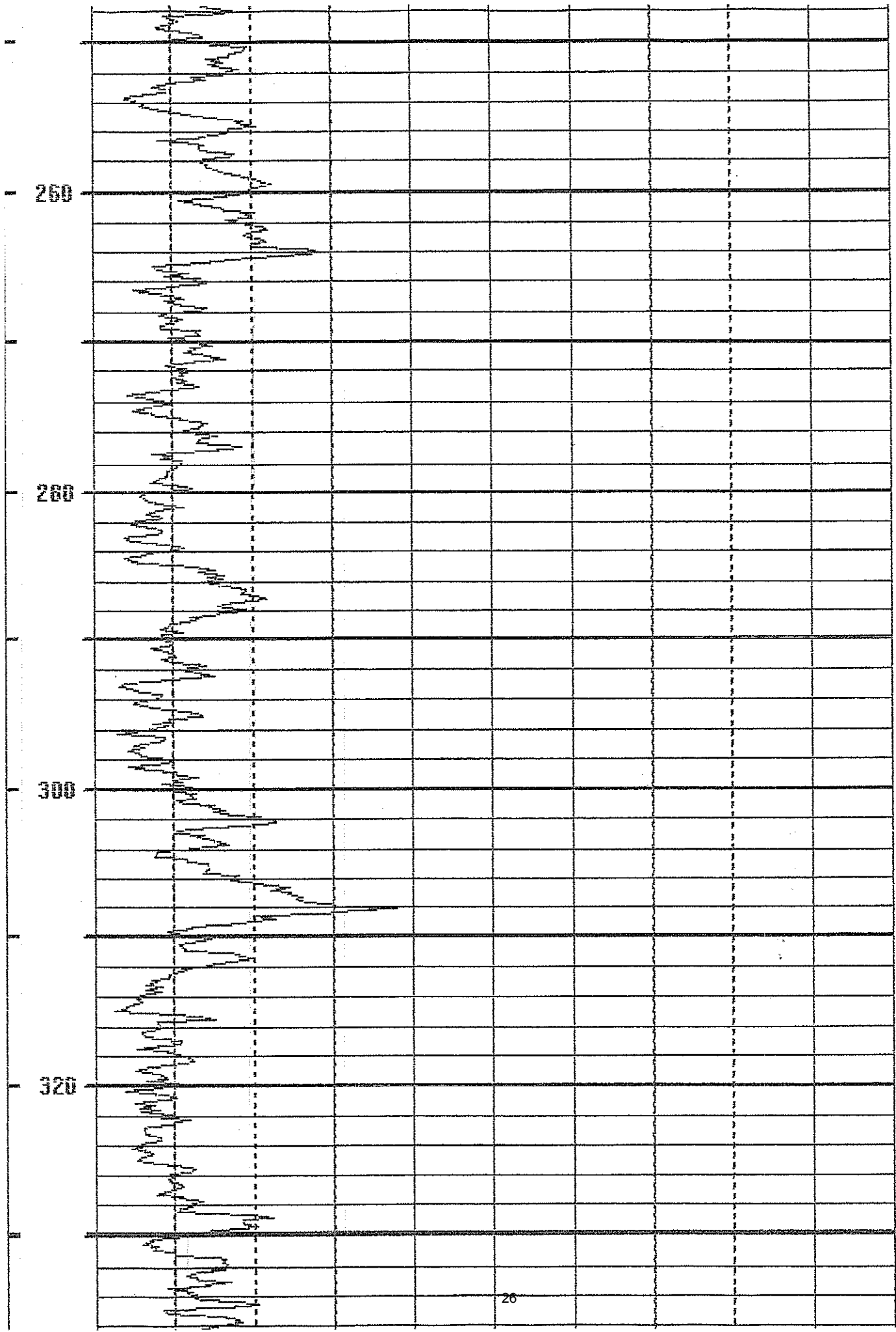
File Name: 717

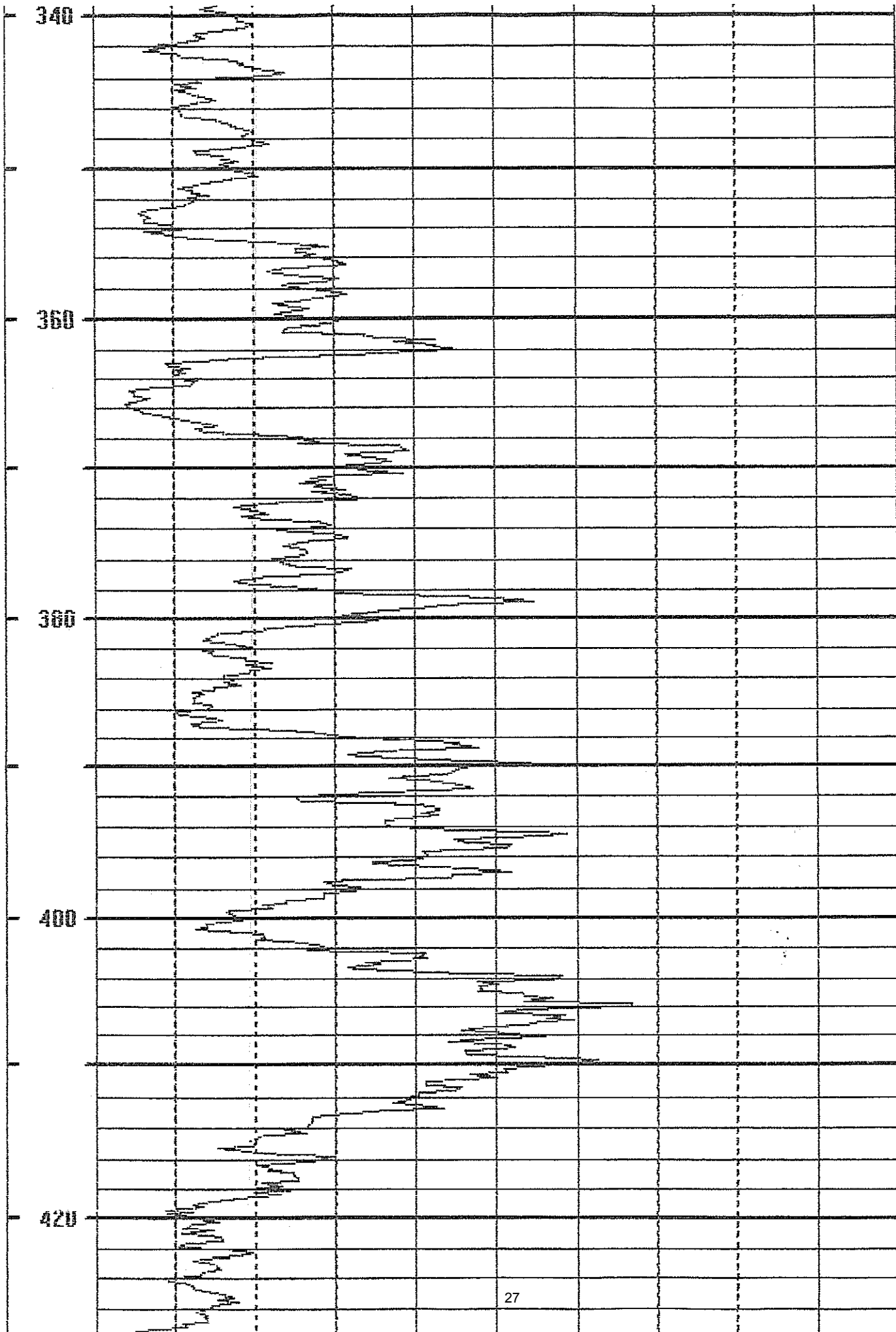
Witness: STAN









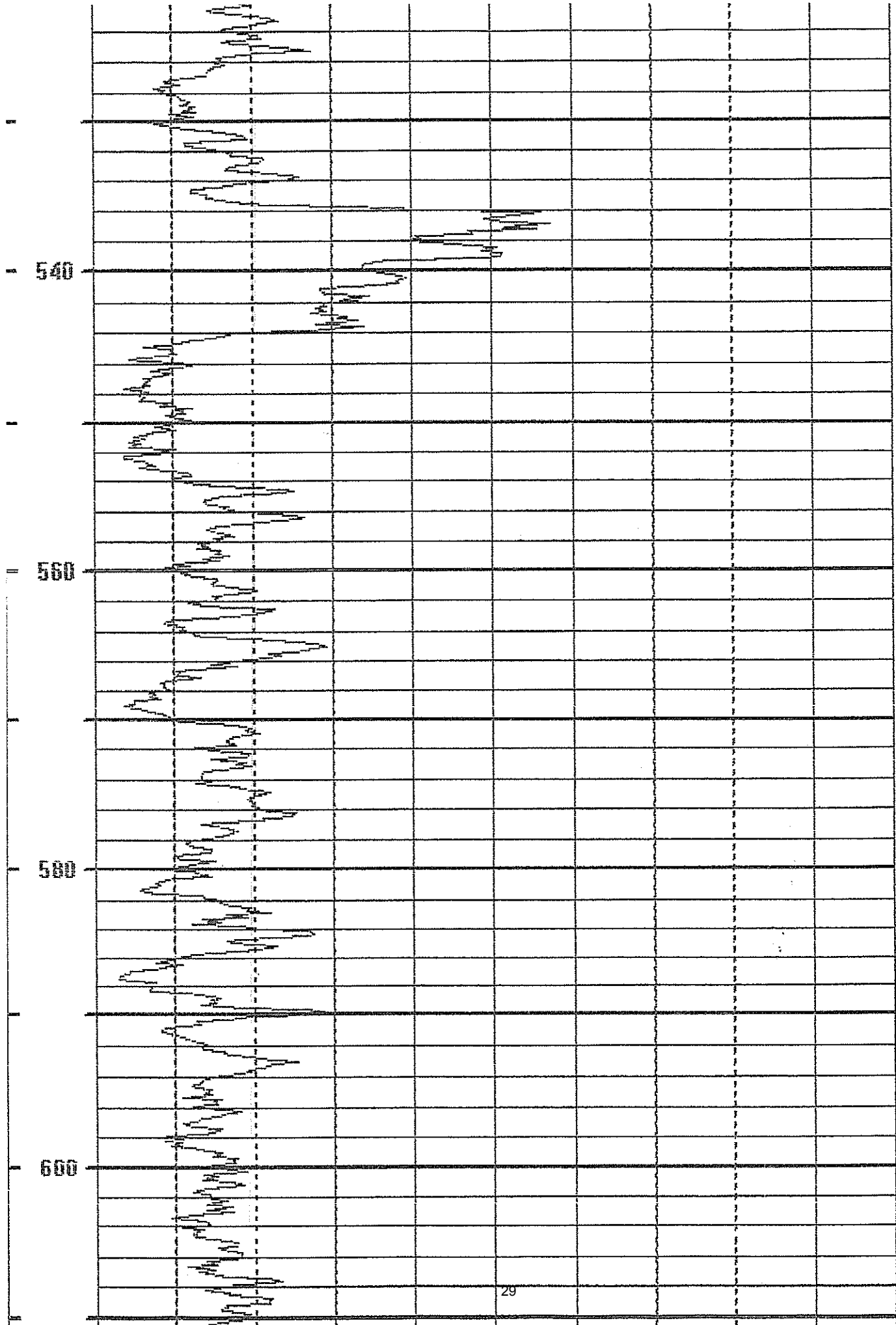


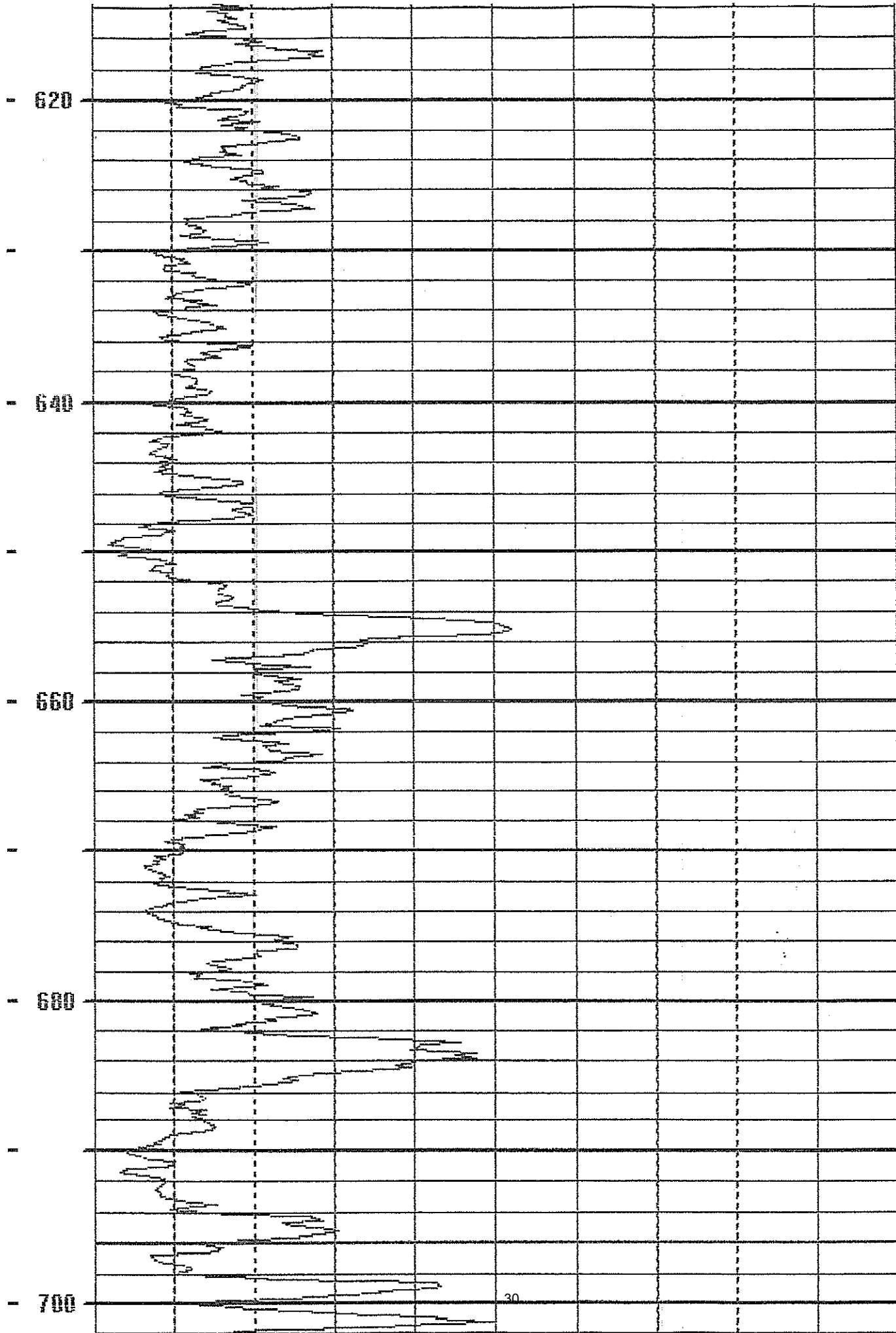
440

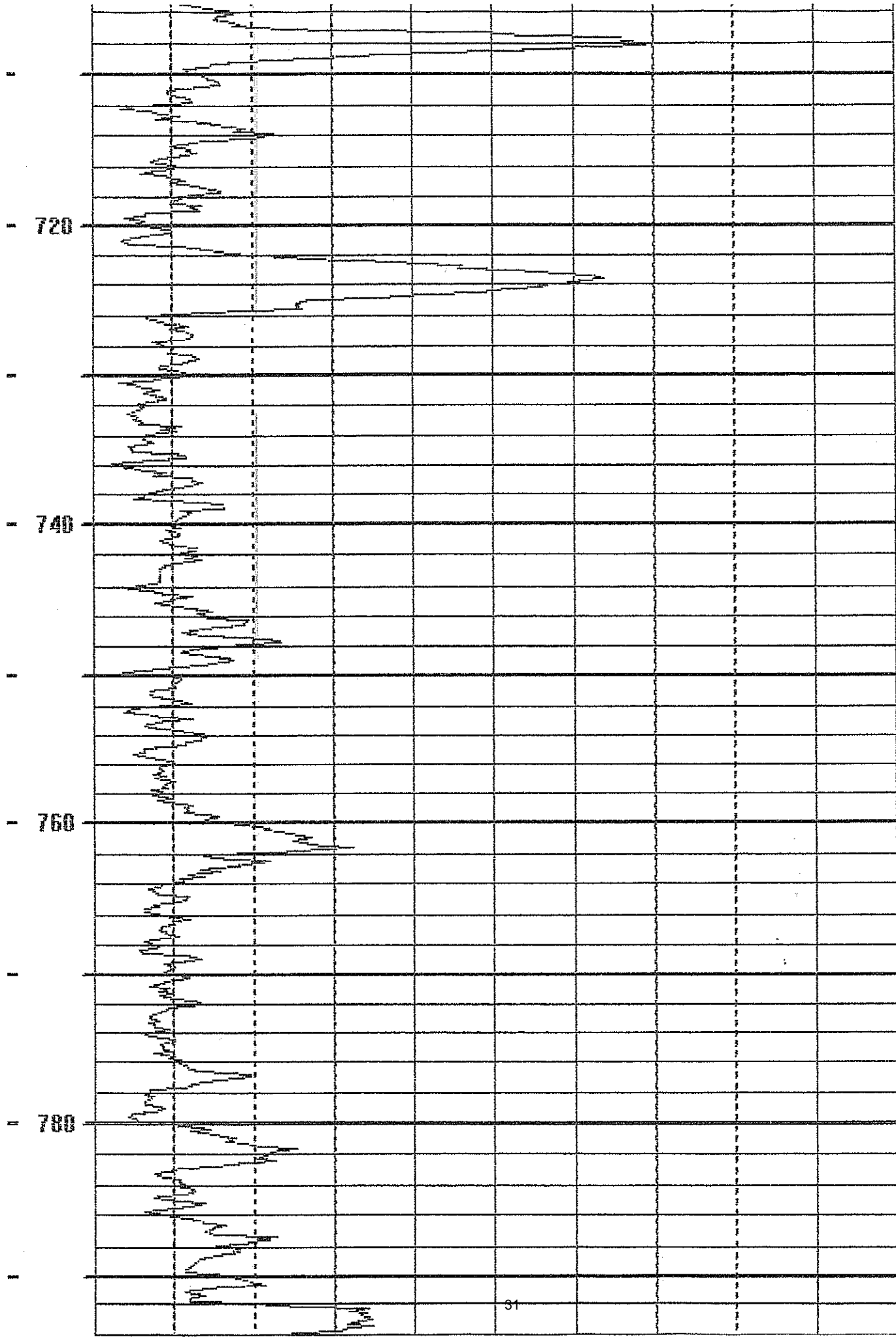
450

480

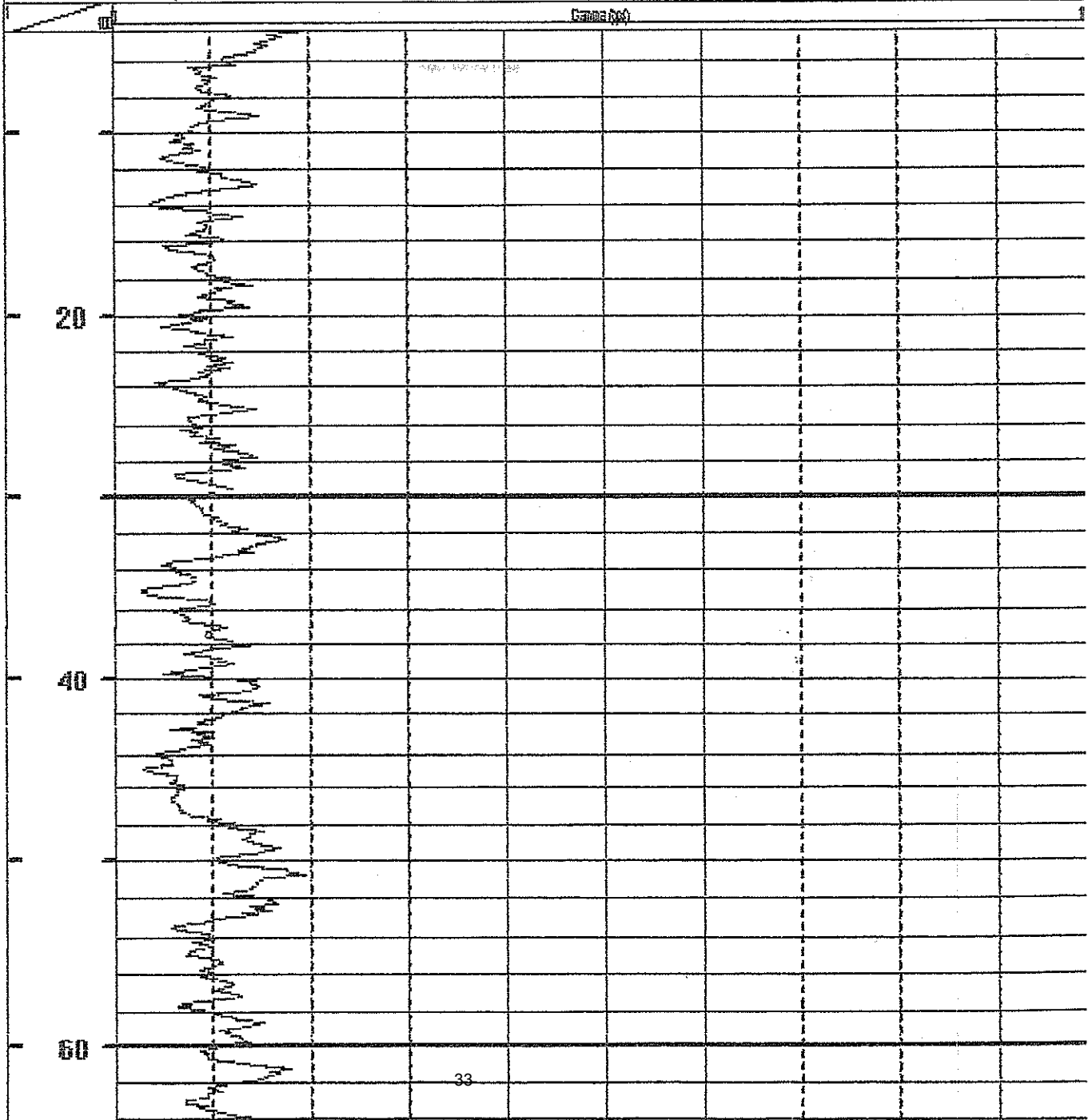
500

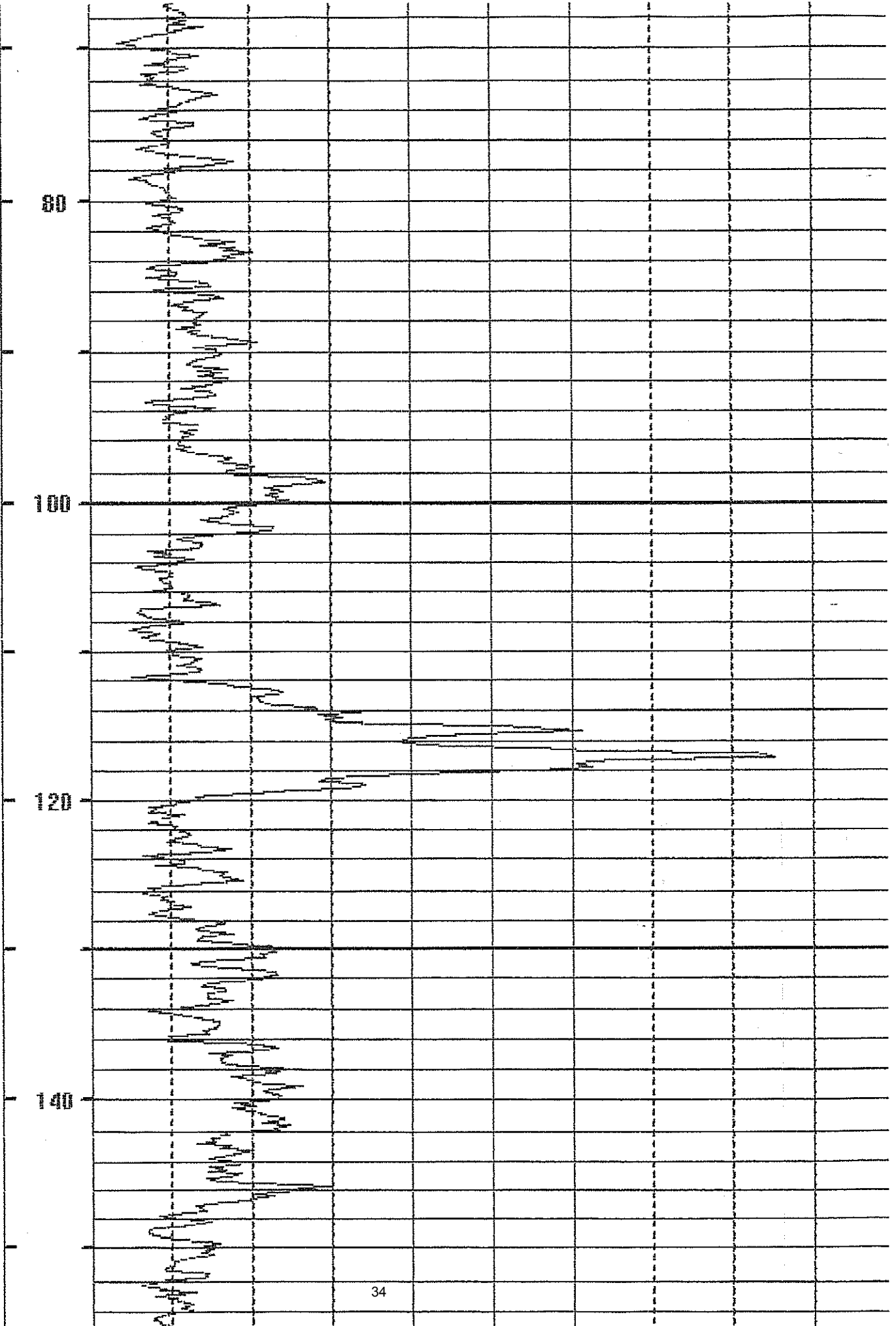


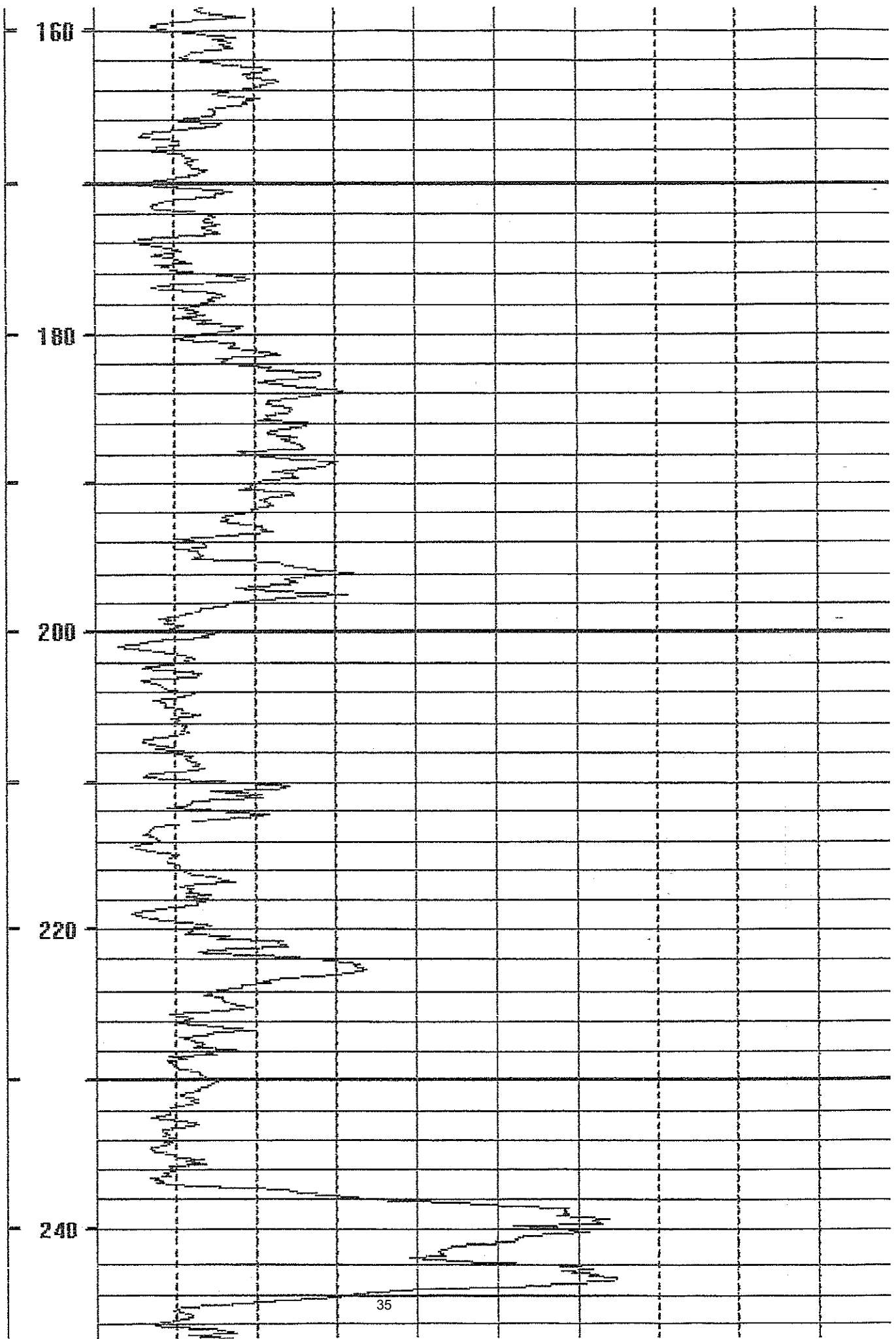


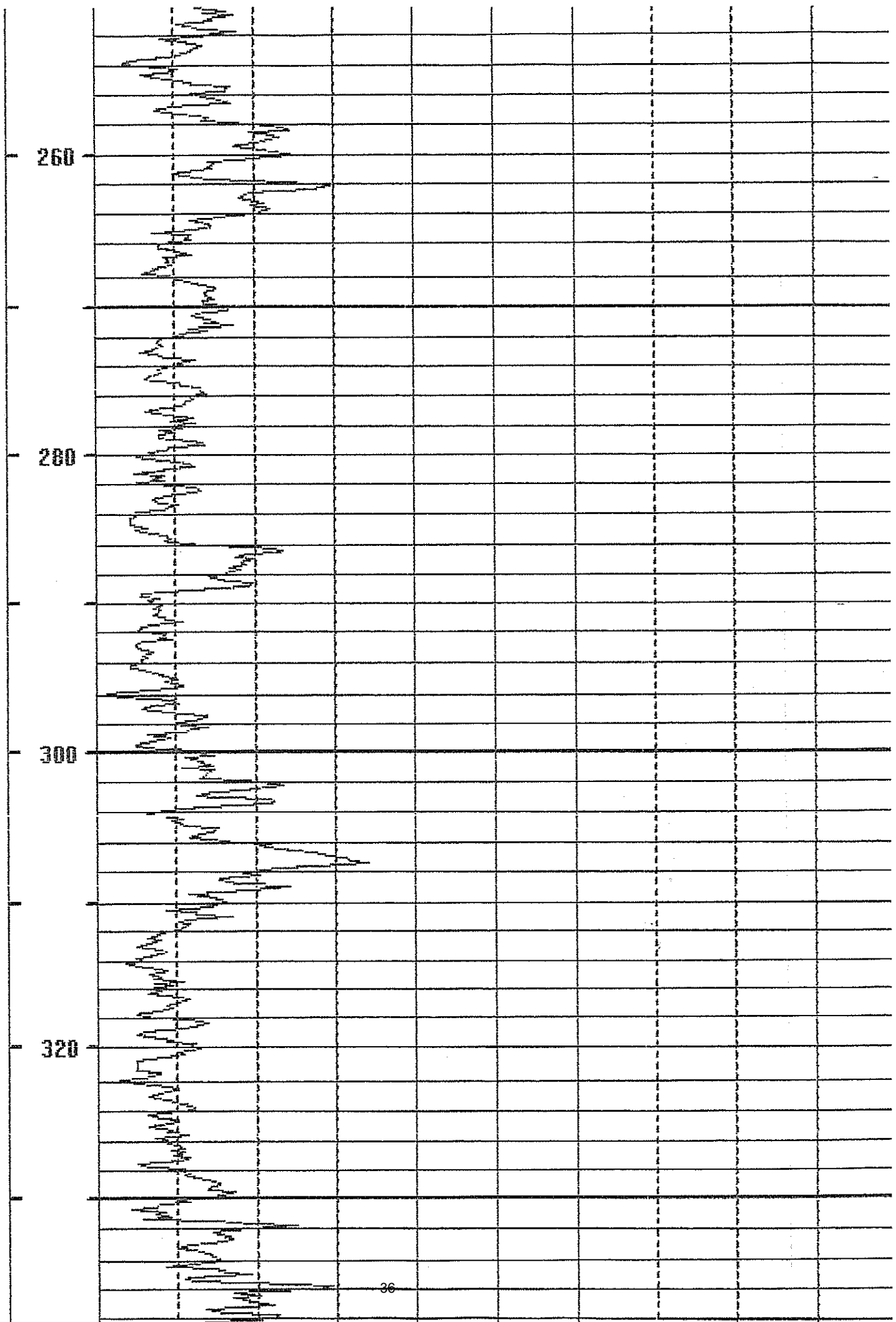


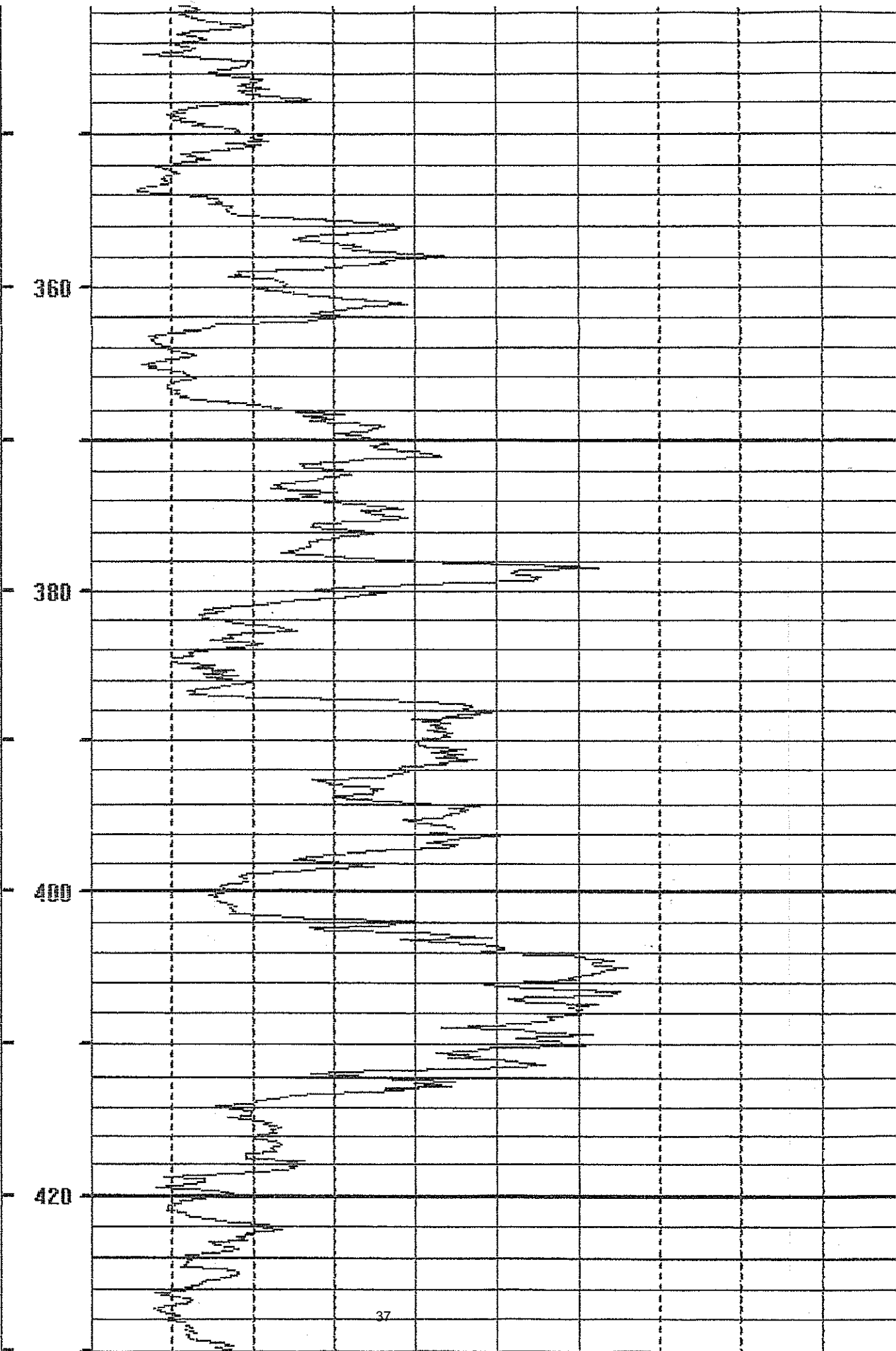
COMPANY: DELTA WELL & PUMP CO., INC.		Casing
Location: MWIRP BETHPAGE		
Well	VPB-129	Depth Driller : Depth Logger :
Date	09/22/11	BH Fluid : Logged by: cmo
File Name	717	Witness: STAN

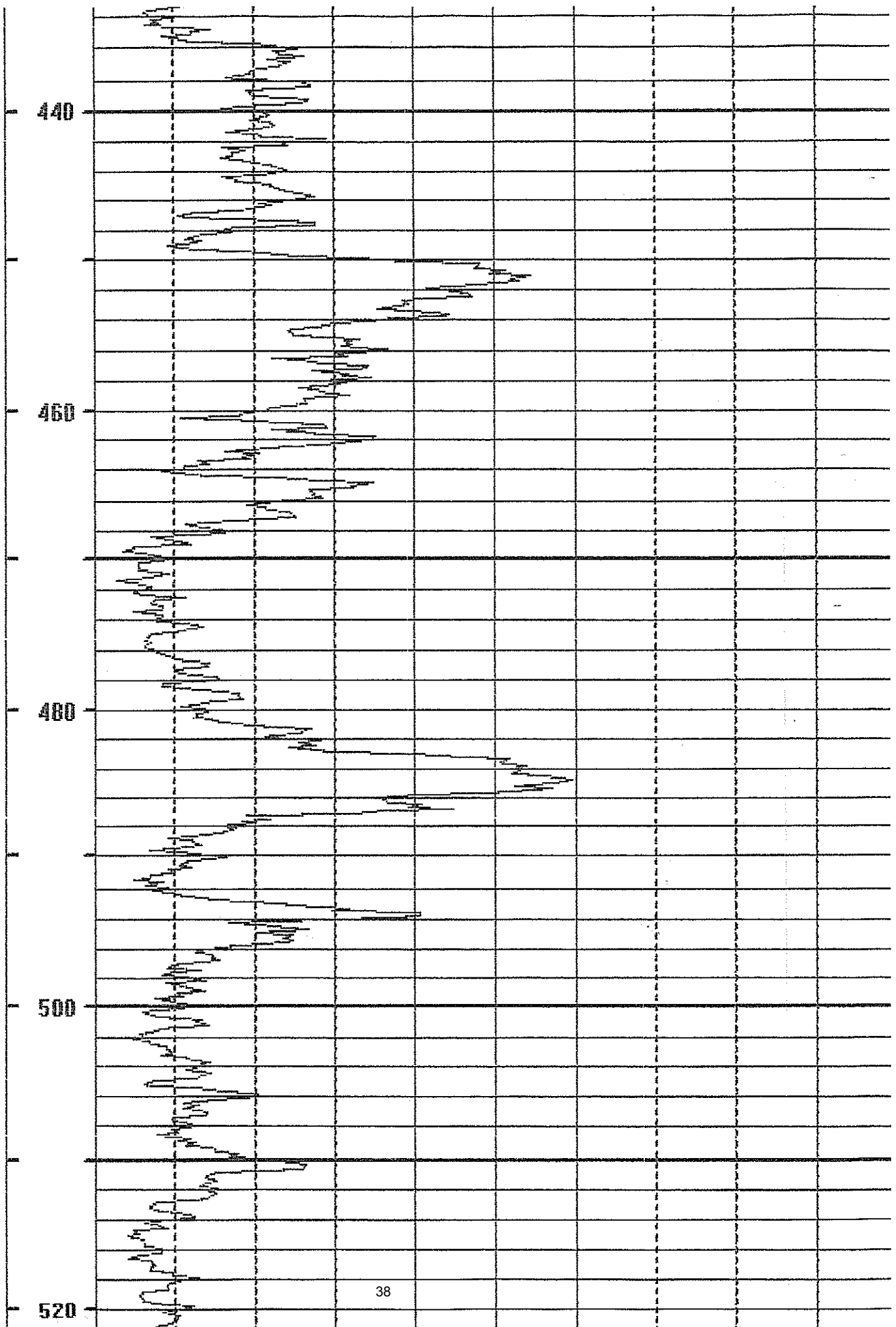


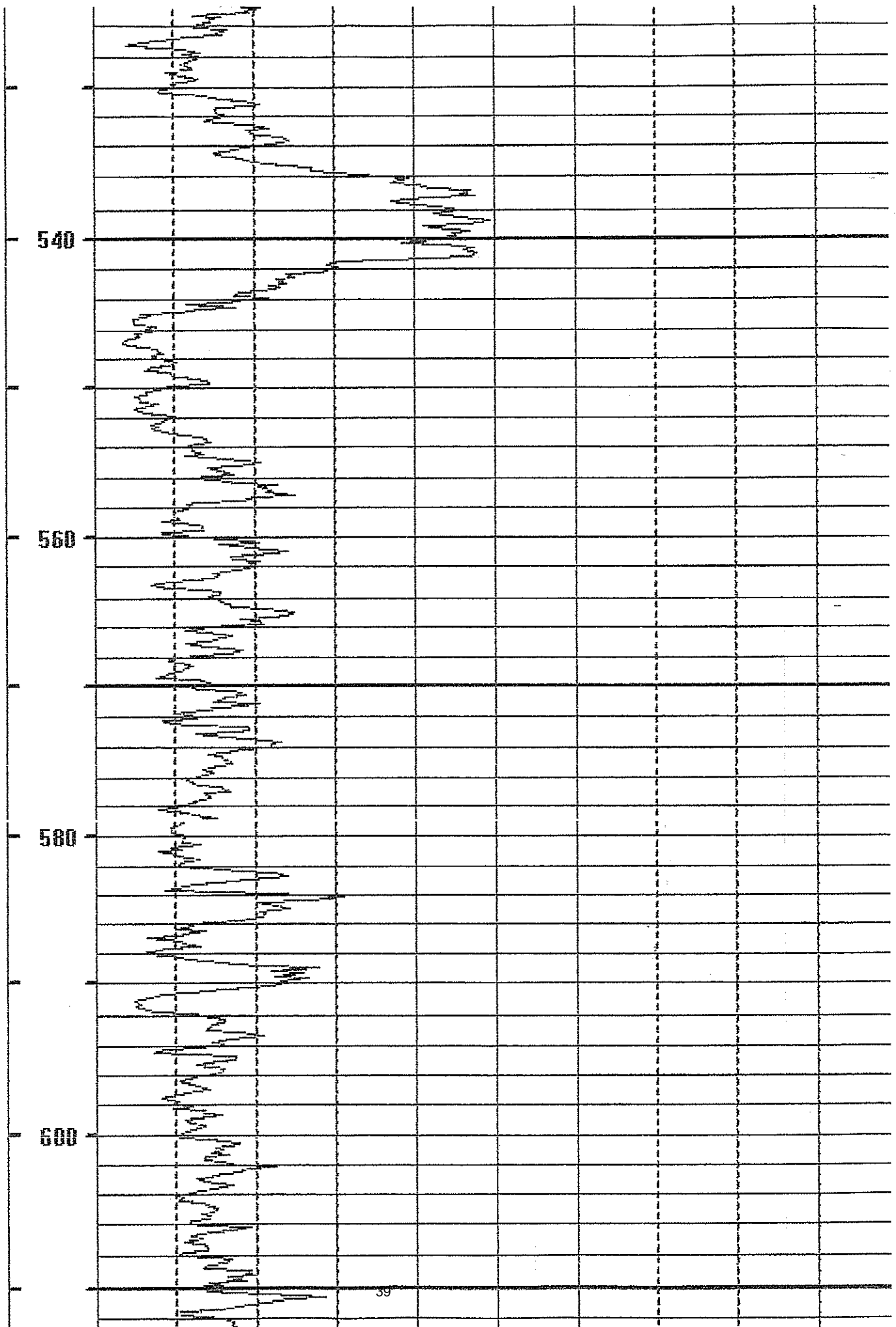


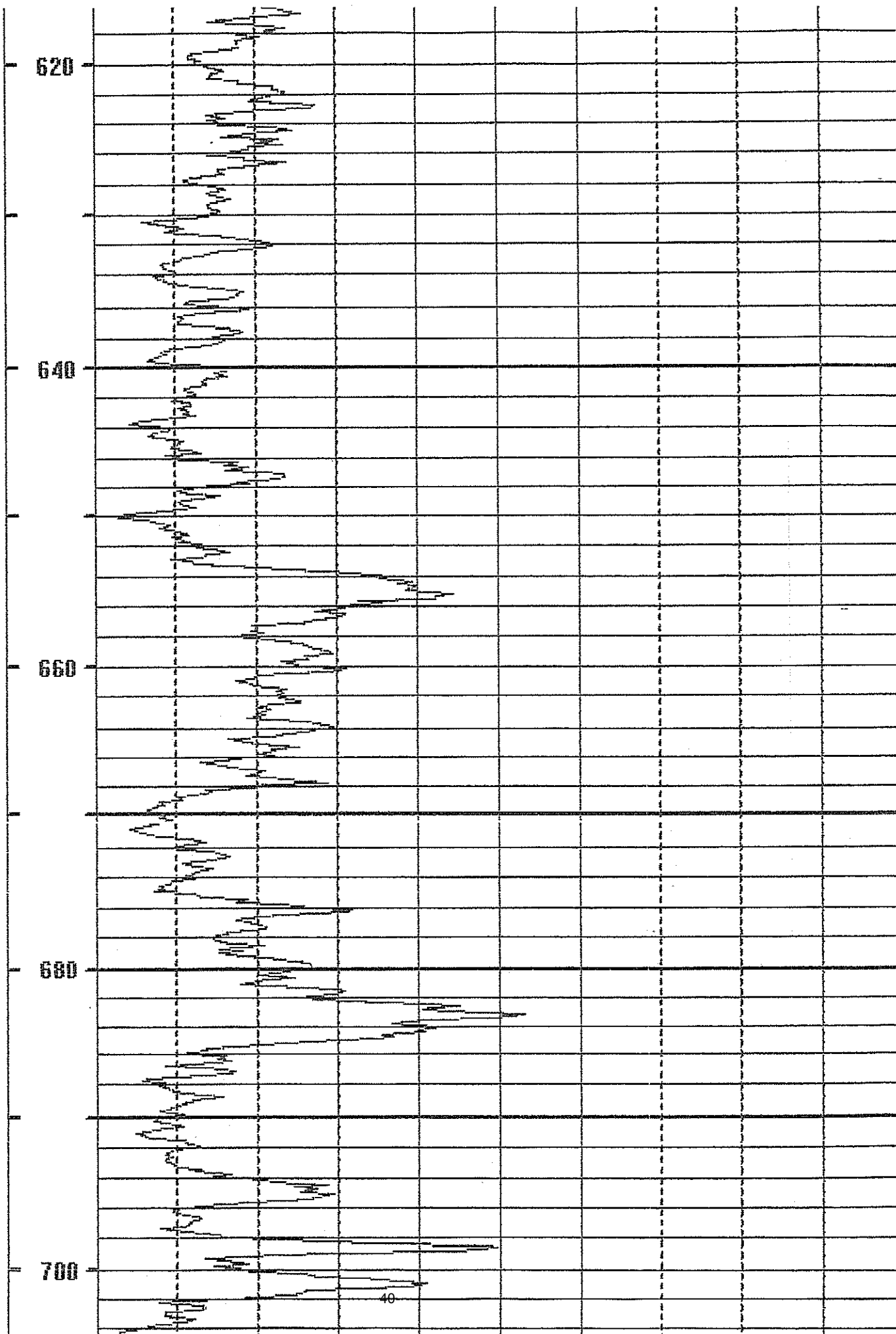


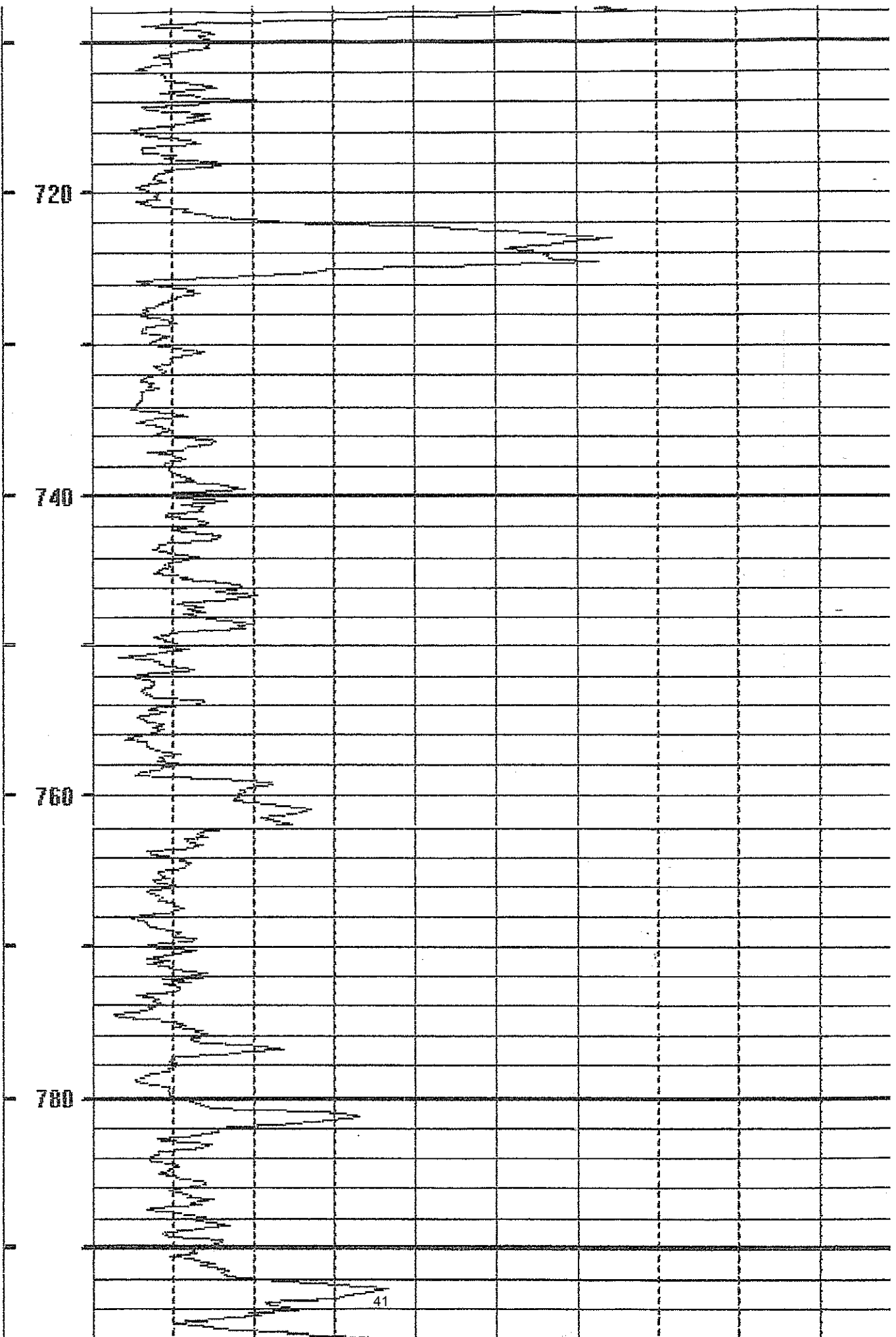


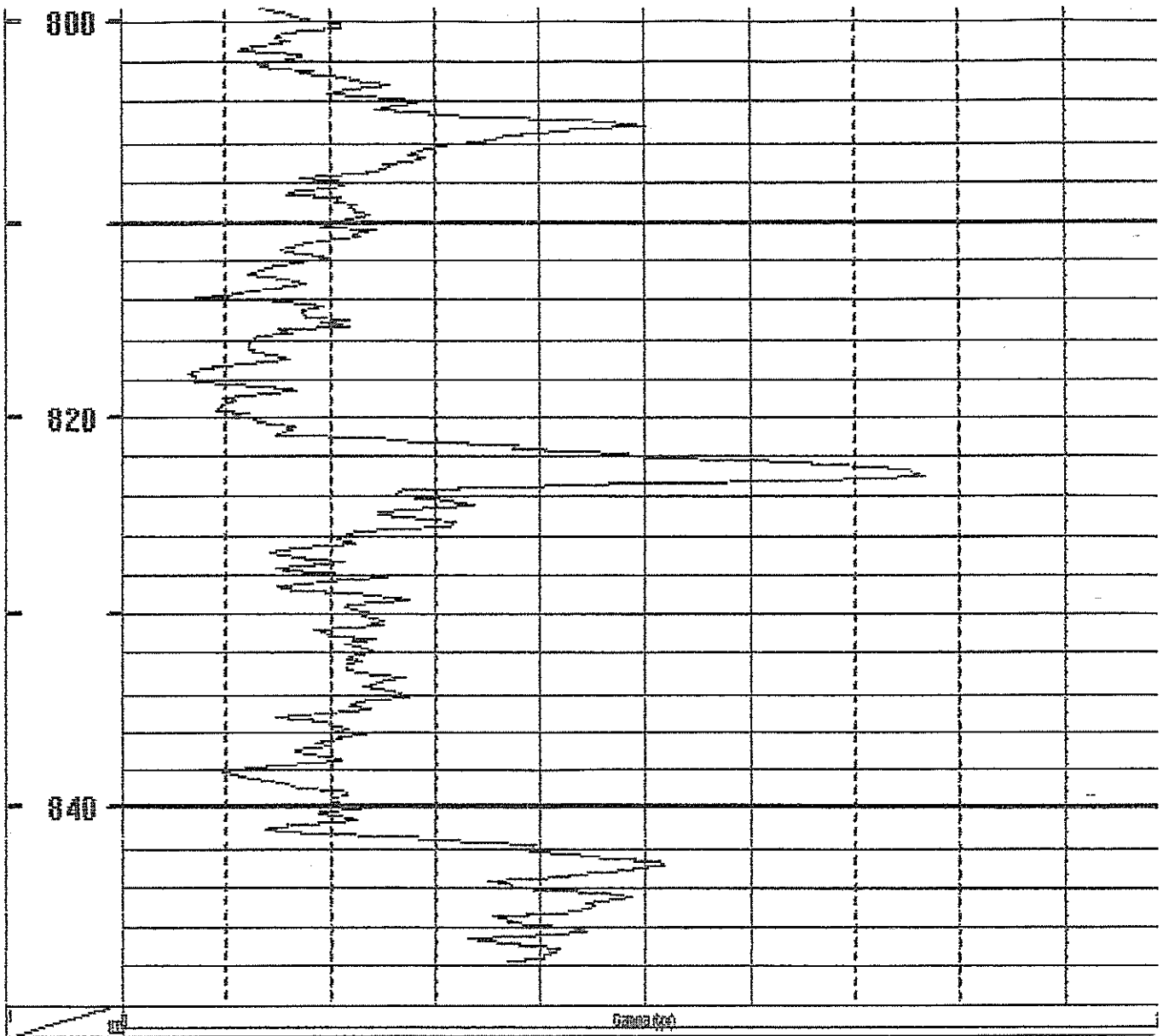












Date: Thursday, September 22, 2011 Time: 14:55 File: C:\Users\user\Songs\Arabic\Arabic\Document\W7\W7129.ppt

Section 3

VPB 129 Groundwater Sample Log Sheets



Tetra Tech NUS, Inc.

GROUNDWATER SAMPLE LOG SHEET

Page 1 of 1

Project Site Name: **BETHPAGE OU-2 OFFSITE GW**
 Project No.: **112G00622**
PRE-DESIGN FIELD INVES

Sample ID No.: **BP-VPB129-GW-058**
 Sample Location: **VPB-129**
 Sampled By: **SJC**

Domestic Well Data
 Monitoring Well Data
 Other Well Type: Vertical Profile Boring
 QA Sample Type: _____

C.O.C. No.: 028466
 Type of Sample:
 Low Concentration
 High Concentration

SAMPLING DATA:

Date: <u>8/24/11</u>	Color	pH	S.C.	Temp.	Turbidity	DO	ORP	Other
Time: <u>1510</u>	Visual	Standard	mS/cm	Degrees C	NTU	mg/l	mV	NA
Method: <u>Hydropunch</u>	<u>ORANGE BZN</u>	<u>5-6</u>	<u>—</u>	<u>—</u>	<u>—</u>	<u>—</u>	<u>—</u>	<u>—</u>

PURGE DATA:

Date: <u>NA</u>								
Method: <u>NA</u>								
Monitor Reading (ppm):								
Well Casing Diameter & Material Type:								
Total Well Depth (TD):								
Static Water Level (WL):								
One Casing Volume(gal/L):								
Start Purge (hrs):								
End Purge (hrs):								
Total Purge Time (min):								
Total Vol. Purged (gal/L):								

SAMPLE COLLECTION INFORMATION: Strike thru analysis not required

Analysis	Preservative	Container Requirements	Collected
VOCs	HCL/4 DEG C	<u>2-40ml Glass Vials</u>	<input checked="" type="checkbox"/>
TOC	4 DEG C		

OBSERVATIONS / NOTES:

2" MW = 0.163 gal/ft

Sample taken at discreet intervals using a hydropunch sampler unless otherwise noted.

Not enough volume for water quality parameters
 Check box if not enough volume.

Used pH paper instead of water quality meter
 Check box if used pH paper.

Circle if Applicable:

MS/MSD	Duplicate ID No.:
--------	-------------------

Signature(s):

SJC



Tetra Tech NUS, Inc.

GROUNDWATER SAMPLE LOG SHEET

Page 1 of 1

Project Site Name: BETHPAGE OU-2 OFFSITE GW Sample ID No.: BP-VPB129-GW-103
 Project No.: 112G00622 Sample Location: VPB-129
PRE-DESIGN FIELD INVES Sampled By: SJC

Domestic Well Data
 Monitoring Well Data
 Other Well Type: Vertical Profile Boring
 QA Sample Type: _____

C.O.C. No.: 028466
 Type of Sample:
 Low Concentration
 High Concentration

SAMPLING DATA:

Date:	Color	pH	S.C.	Temp.	Turbidity	DO	ORP	Other
Time:	Visual	Standard	mS/cm	Degrees C	NTU	mg/l	mV	NA
<u>8 / 25 / 11</u>	<u>ORANGE BRN</u>	<u>7.03</u>	<u>967</u>	<u>26.05</u>	<u>>999</u>	<u>10-11</u>	<u>-119</u>	<u>-</u>

PURGE DATA:

Date:	NA							
Method:	NA							
Monitor Reading (ppm):								
Well Casing Diameter & Material Type:								
Total Well Depth (TD):								
Static Water Level (WL):								
One Casing Volume(gal/L):								
Start Purge (hrs):								
End Purge (hrs):								
Total Purge Time (min):								
Total Vol. Purged (gal/L):								

SAMPLE COLLECTION INFORMATION: Strike thru analysis not required

Analysis	Preservative	Container Requirements	Collected
VOCs	HCL/4 DEG C	<u>(2-4)ml Glass Vials</u>	<input checked="" type="checkbox"/>
TOC	4 DEG C		

OBSERVATIONS / NOTES:

2" MW = 0.163 gal/ft

Sample taken at discreet intervals using a hydropunch sampler unless otherwise noted.

Not enough volume for water quality parameters
 Check box if not enough volume.

Used pH paper instead of water quality meter
 Check box if used pH paper.

SOME CLAY ON SCREEN
 ORANGE BRN.
 JUST ENOUGH VOL FOR
 PARAMETERS

Circle if Applicable: _____ Signature(s): SJ Conti

MS/MSD Duplicate ID No.: _____



Tetra Tech NUS, Inc.

GROUNDWATER SAMPLE LOG SHEET

Page 1 of 1

Project Site Name: **BETHPAGE OU-2 OFFSITE GW**
 Project No.: **112G00622**
PRE-DESIGN FIELD INVES

Sample ID No.: **BP-VPB129-GW-148**
 Sample Location: **VPB-129**
 Sampled By: **SJC**

Domestic Well Data
 Monitoring Well Data
 Other Well Type: Vertical Profile Boring
 QA Sample Type: _____

C.O.C. No.: 028466
 Type of Sample:
 Low Concentration
 High Concentration

SAMPLING DATA:

Date:	Color	pH	S.C.	Temp.	Turbidity	DO	ORP	Other
Time:	Visual	Standard	mS/cm	Degrees C	NTU	mg/l	mV	NA
8 / 25 / 11	LT BRN	5.68	.339	25.90	770	9.24	-131	-

PURGE DATA:

Date:	NA							
Method:	NA							
Monitor Reading (ppm):								
Well Casing Diameter & Material Type:								
Total Well Depth (TD):								
Static Water Level (WL):								
One Casing Volume(gal/L):								
Start Purge (hrs):								
End Purge (hrs):								
Total Purge Time (min):								
Total Vol. Purged (gal/L):								

SAMPLE COLLECTION INFORMATION: Strike thru analysis not required

Analysis	Preservative	Container Requirements	Collected
VOCs	HCL/4 DEG C	2-40ml Glass Vials	✓
TOC	4 DEG C		

OBSERVATIONS / NOTES:

2" MW = 0.163 gal/ft

Sample taken at discreet intervals using a hydropunch sampler unless otherwise noted.

Not enough volume for water quality parameters
 Check box if not enough volume.

Used pH paper instead of water quality meter
 Check box if used pH paper.

Circle if Applicable:		Signature(s): <i>SJC Conte</i>
MS/MSD	Duplicate ID No.:	



Tetra Tech NUS, Inc.

GROUNDWATER SAMPLE LOG SHEET

Project Site Name: **BETHPAGE OU-2 OFFSITE GW**
 Project No.: **112G00622**
PRE-DESIGN FIELD INVES

Sample ID No.: **BP-VPB129-GW-188**
 Sample Location: **VPB-129**
 Sampled By: **SJC**

Domestic Well Data
 Monitoring Well Data
 Other Well Type: Vertical Profile Boring
 QA Sample Type: _____

C.O.C. No.: **028467**
 Type of Sample:
 Low Concentration
 High Concentration

SAMPLING DATA:

Date: 8/26/11	Color	pH	S.C.	Temp.	Turbidity	DO	ORP	Other
Time: 1020	Visual	Standard	mS/cm	Degrees C	NTU	mg/l	mV	NA
Method: Hydropunch	LT BRN	5.45	462	25.30	328	9.97	70	-

PURGE DATA:

Date:	NA							
Method:	NA							
Monitor Reading (ppm):								
Well Casing Diameter & Material Type:								
Total Well Depth (TD):								
Static Water Level (W/L):								
One Casing Volume(gal/L):								
Start Purge (hrs):								
End Purge (hrs):								
Total Purge Time (min):								
Total Vol. Purged (gal/L):								

SAMPLE COLLECTION INFORMATION: Strike thru analysis not required

Analysis	Preservative	Container Requirements	Collected
VOCs	HCL/4 DEG C	2-20ml Glass Vials	<input checked="" type="checkbox"/>
TOC	4 DEG C		

OBSERVATIONS / NOTES:

2" MW = 0.163 gal/ft

Sample taken at discreet intervals using a hydropunch sampler unless otherwise noted.

Not enough volume for water quality parameters
 Check box if not enough volume.

Used pH paper instead of water quality meter
 Check box if used pH paper.

Circle if Applicable:		Signature(s):
MS/MSD	Duplicate ID No.:	<i>SJ Contri</i>



Tetra Tech NUS, Inc.

GROUNDWATER SAMPLE LOG SHEET

Page 1 of 1

Project Site Name: **BETHPAGE OU-2 OFFSITE GW**
 Project No.: **112G00622**
PRE-DESIGN FIELD INVES

Sample ID No.: **BP-VPB129-GW-208**
 Sample Location: **VPB-129**
 Sampled By: **SJC**

Domestic Well Data
 Monitoring Well Data
 Other Well Type: Vertical Profile Boring
 QA Sample Type: _____

C.O.C. No.: 028467
 Type of Sample:
 Low Concentration
 High Concentration

SAMPLING DATA:

Date:	<u>8 / 29 / 11</u>	Color	pH	S.C.	Temp.	Turbidity	DO	ORP	Other
Time:	<u>1035</u>	Visual	Standard	mS/cm	Degrees C	NTU	mg/l	mV	NA
Method:	Hydropunch	<u>LT BRN</u>	<u>5.96</u>	—	—	<u>152</u>	—	—	

PURGE DATA:

Date:	NA								
Method:	NA								
Monitor Reading (ppm):									
Well Casing Diameter & Material Type:									
Total Well Depth (TD):									
Static Water Level (WL):									
One Casing Volume(gal/L):									
Start Purge (hrs):									
End Purge (hrs):									
Total Purge Time (min):									
Total Vol. Purged (gal/L):									

SAMPLE COLLECTION INFORMATION: Strike thru analysis not required

Analysis	Preservative	Container Requirements	Collected
VOCs	HCL/4 DEG C	<u>2</u> -40ml Glass Vials	<input checked="" type="checkbox"/>
TOC	4 DEG C		

OBSERVATIONS / NOTES:

2" MW = 0.163 gal/ft

Sample taken at discreet intervals using a hydropunch sampler unless otherwise noted.

Not enough volume for water quality parameters
 Check box if not enough volume.

Used pH paper instead of water quality meter
 Check box if used pH paper.

Circle if Applicable:		Signature(s): <i>SJC</i>
MS/MSD	Duplicate ID No.:	



Tetra Tech NUS, Inc.

GROUNDWATER SAMPLE LOG SHEET

Page 1 of 1

Project Site Name: **BETHPAGE OU-2 OFFSITE GW**
 Project No.: **112G00622**
PRE-DESIGN FIELD INVES

Sample ID No.: **BP-VPB129-GW-228**
 Sample Location: **VPB-129**
 Sampled By: **SJC**

Domestic Well Data
 Monitoring Well Data
 Other Well Type: Vertical Profile Boring
 QA Sample Type: _____

C.O.C. No.: 028467
 Type of Sample:
 Low Concentration
 High Concentration

SAMPLING DATA:

Date: <u>8/29/11</u>	Color	pH	S.C.	Temp.	Turbidity	DO	ORP	Other
Time: <u>1215</u>	Visual	Standard	mS/cm	Degrees C	NTU	mg/l	mV	NA
Method: <u>Hydropunch</u>	<u>V LT BRN</u>	<u>5.32</u>	<u>367</u>	<u>22.81</u>	<u>125</u>	<u>10.72</u>	<u>-7</u>	<u>-</u>

PURGE DATA:

Date:	NA							
Method:	NA							
Monitor Reading (ppm):								
Well Casing Diameter & Material								
Type:								
Total Well Depth (TD):								
Static Water Level (WL):								
One Casing Volume(gal/L):								
Start Purge (hrs):								
End Purge (hrs):								
Total Purge Time (min):								
Total Vol. Purged (gal/L):								

SAMPLE COLLECTION INFORMATION: Strike thru analysis not required

Analysis	Preservative	Container Requirements	Collected
VOCs	HCL/4 DEG C	<u>2.4</u> l Glass Vials	<input checked="" type="checkbox"/>
TOC	4 DEG C		

OBSERVATIONS / NOTES:

2" MW = 0.163 gal/ft

Sample taken at discreet intervals using a hydropunch sampler unless otherwise noted.

Not enough volume for water quality parameters
 Check box if not enough volume.

Used pH paper instead of water quality meter
 Check box if used pH paper.

Circle if Applicable:

MS/MSD	Duplicate ID No.:
--------	-------------------

Signature(s): SJC



Tetra Tech NUS, Inc.

GROUNDWATER SAMPLE LOG SHEET

Page 1 of 1

Project Site Name: **BETHPAGE OU-2 OFFSITE GW**
 Project No.: **112G00622**
PRE-DESIGN FIELD INVES

Sample ID No.: **BP-VPB129-GW-248**
 Sample Location: **VPB-129**
 Sampled By: **SJC**

Domestic Well Data
 Monitoring Well Data
 Other Well Type: Vertical Profile Boring
 QA Sample Type: _____

C.O.C. No.: 028467
 Type of Sample:
 Low Concentration
 High Concentration

SAMPLING DATA:

Date: <u>8/29/11</u>	Color Visual	pH Standard	S.C. mS/cm	Temp. Degrees C	Turbidity NTU	DO mg/l	ORP mV	Other NA
Time: <u>1410</u>	<u>LT BRN</u>	<u>5.27</u>	<u>0.172</u>	<u>23.98</u>	<u>147</u>	<u>10.37</u>	<u>-3</u>	<u>-</u>
Method: <u>Hydropunch</u>								

PURGE DATA:

Date: <u>NA</u>								
Method: <u>NA</u>								
Monitor Reading (ppm):								
Well Casing Diameter & Material Type:								
Total Well Depth (TD):								
Static Water Level (WL):								
One Casing Volume(gal/L):								
Start Purge (hrs):								
End Purge (hrs):								
Total Purge Time (min):								
Total Vol. Purged (gal/L):								

SAMPLE COLLECTION INFORMATION: Strike thru analysis not required

Analysis	Preservative	Container Requirements	Collected
VOCs	HCL/4 DEG C	<u>2-40ml Glass Vials</u>	<input checked="" type="checkbox"/>
TOC	4 DEG C		

OBSERVATIONS / NOTES:

2" MW = 0.163 gal/ft

Sample taken at discreet intervals using a hydropunch sampler unless otherwise noted.

Not enough volume for water quality parameters
 Check box if not enough volume.

Used pH paper instead of water quality meter
 Check box if used pH paper.

Circle if Applicable:

MS/MSD	Duplicate ID No.:
--------	-------------------

Signature(s): SJC



GROUNDWATER SAMPLE LOG SHEET

Project Site Name: **BETHPAGE OU-2 OFFSITE GW**
 Project No.: **112G00622**
PRE-DESIGN FIELD INVES

Sample ID No.: **BP-VPB129-GW- 268**
 Sample Location: **VPB-129**
 Sampled By: **SJC**

Domestic Well Data
 Monitoring Well Data
 Other Well Type: Vertical Profile Boring
 QA Sample Type: _____

C.O.C. No.: 028467
 Type of Sample:
 Low Concentration
 High Concentration

SAMPLING DATA:

Date:	Color	pH	S.C.	Temp.	Turbidity	DO	ORP	Other
Time:	Visual	Standard	mS/cm	Degrees C	NTU	mg/l	mV	NA
8 / 29 / 11	GRAY	5.76	134	24.24	681	1.92	63	-

PURGE DATA:

Date:	NA							
Method:	NA							
Monitor Reading (ppm):								
Well Casing Diameter & Material								
Type:								
Total Well Depth (TD):								
Static Water Level (WL):								
One Casing Volume(gal/L):								
Start Purge (hrs):								
End Purge (hrs):								
Total Purge Time (min):								
Total Vol. Purged (gal/L):								

SAMPLE COLLECTION INFORMATION: Strike thru analysis not required

Analysis	Preservative	Container Requirements	Collected
VOCs	HCL/4 DEG C	2-40ml Glass Vials	<input checked="" type="checkbox"/>
TOC	4 DEG C		<input type="checkbox"/>
			<input type="checkbox"/>
			<input type="checkbox"/>
			<input type="checkbox"/>
			<input type="checkbox"/>
			<input type="checkbox"/>
			<input type="checkbox"/>
			<input type="checkbox"/>

OBSERVATIONS / NOTES:

2" MW = 0.163 gal/ft

Sample taken at discreet intervals using a hydropunch sampler unless otherwise noted.

Not enough volume for water quality parameters
 Check box if not enough volume.

Used pH paper instead of water quality meter
 Check box if used pH paper.

Circle if Applicable: _____ Signature(s): *SJ Conte*

MS/MSD	Duplicate ID No.:
--------	-------------------



Tetra Tech NUS, Inc.

GROUNDWATER SAMPLE LOG SHEET

Page 1 of 1

Project Site Name: **BETHPAGE OU-2 OFFSITE GW**
 Project No.: **112G00622**
PRE-DESIGN FIELD INVES

Sample ID No.: **BP-VPB129-GW-288**
 Sample Location: **VPB-129**
 Sampled By: **SJC**

Domestic Well Data
 Monitoring Well Data
 Other Well Type: Vertical Profile Boring
 QA Sample Type: _____

C.O.C. No.: 028467
 Type of Sample:
 Low Concentration
 High Concentration

SAMPLING DATA:

Date: <u>8/30/11</u>	Color	pH	S.C.	Temp.	Turbidity	DO	ORP	Other
Time: <u>1030</u>	Visual	Standard	mS/cm	Degrees C	NTU	mg/l	mV	NA
Method: <u>Hydropunch</u>	<u>GRAY</u>	<u>5.30</u>	<u>0.189</u>	<u>22.08</u>	<u>>999</u>	<u>1.87</u>	<u>-165</u>	<u>-</u>

PURGE DATA:

Date: <u>NA</u>								
Method: <u>NA</u>								
Monitor Reading (ppm):								
Well Casing Diameter & Material								
Type:								
Total Well Depth (TD):								
Static Water Level (WL):								
One Casing Volume(gal/L):								
Start Purge (hrs):								
End Purge (hrs):								
Total Purge Time (min):								
Total Vol. Purged (gal/L):								

SAMPLE COLLECTION INFORMATION: Strike thru analysis not required

Analysis	Preservative	Container Requirements	Collected
VOCs	HCL/4 DEG C	<u>2-40ml Glass Vials</u>	<input checked="" type="checkbox"/>
TOC	4 DEG C		

OBSERVATIONS / NOTES:

2" MW = 0.163 gal/ft

Sample taken at discreet intervals using a hydropunch sampler unless otherwise noted.

Not enough volume for water quality parameters
 Check box if not enough volume.

Used pH paper instead of water quality meter
 Check box if used pH paper.

Circle if Applicable:

MS/MSD	Duplicate ID No.:
--------	-------------------

Signature(s): SJC



Tetra Tech NUS, Inc.

GROUNDWATER SAMPLE LOG SHEET

Page 1 of 1

Project Site Name: BETHPAGE OU-2 OFFSITE GW Sample ID No.: BP-VPB129-GW-308
 Project No.: 112G00622 Sample Location: VPB-129
PRE-DESIGN FIELD INVES Sampled By: SJC

Domestic Well Data C.O.C. No.: 028467
 Monitoring Well Data Type of Sample:
 Other Well Type: Vertical Profile Boring Low Concentration
 QA Sample Type: _____ High Concentration

SAMPLING DATA:

Date: <u>8 / 30 / 11</u>	Color	pH	S.C.	Temp.	Turbidity	DO	ORP	Other
Time: <u>N/A</u>	Visual	Standard	mS/cm	Degrees C	NTU	mg/l	mV	NA
Method: <u>Hydropunch</u>	—	—	—	—	—	—	—	—

PURGE DATA:

Date: <u>NA</u>								
Method: <u>NA</u>								
Monitor Reading (ppm):								
Well Casing Diameter & Material								
Type:								
Total Well Depth (TD):								
Static Water Level (WL):								
One Casing Volume(gal/L):								
Start Purge (hrs):								
End Purge (hrs):								
Total Purge Time (min):								
Total Vol. Purged (gal/L):								

SAMPLE COLLECTION INFORMATION: Strike thru analysis not required

Analysis	Preservative	Container Requirements	Collected
VOCs	HCL/4 DEG C	2-40ml Glass Vials	<u>NO</u>
TOC	4 DEG C		

OBSERVATIONS / NOTES:

2" MW = 0.163 gal/ft

Sample taken at discreet intervals using a hydropunch sampler unless otherwise noted.

Not enough volume for water quality parameters
 Check box if not enough volume.

Used pH paper instead of water quality meter
 Check box if used pH paper.

NOT SAMPLED AT THIS INTERVAL DUE TO NOISE "TAKING WATER"

Circle if Applicable: _____ Signature(s): SJ Conti

MS/MSD	Duplicate ID No.:
--------	-------------------



Tetra Tech NUS, Inc.

GROUNDWATER SAMPLE LOG SHEET

Page 1 of 1

Project Site Name: BETHPAGE OU-2 OFFSITE GW
 Project No.: 112G00622
PRE-DESIGN FIELD INVES

Sample ID No.: BP-VPB129-GW-328
 Sample Location: VPB-129
 Sampled By: SJC

Domestic Well Data
 Monitoring Well Data
 Other Well Type: Vertical Profile Boring
 QA Sample Type: _____

C.O.C. No.: 028468
 Type of Sample:
 Low Concentration
 High Concentration

SAMPLING DATA:

Date: <u>8 / 31 / 11</u>	Color	pH	S.C.	Temp.	Turbidity	DO	ORP	Other
Time: <u>1315</u>	Visual	Standard	mS/cm	Degrees C	NTU	mg/l	mV	NA
Method: <u>Hydropunch</u>	<u>LT BRN</u>	<u>5.61</u>	<u>187</u>	<u>24.66</u>	<u>114</u>	<u>3.56</u>	<u>-50</u>	<u>-</u>

PURGE DATA:

Date: <u>NA</u>								
Method: <u>NA</u>								
Monitor Reading (ppm):								
Well Casing Diameter & Material								
Type:								
Total Well Depth (TD):								
Static Water Level (WL):								
One Casing Volume(gal/L):								
Start Purge (hrs):								
End Purge (hrs):								
Total Purge Time (min):								
Total Vol. Purged (gal/L):								

SAMPLE COLLECTION INFORMATION: Strike thru analysis not required

Analysis	Preservative	Container Requirements	Collected
VOCs	HCL/4 DEG C	<u>2-40ml Glass Vials</u>	<input checked="" type="checkbox"/>
TOC	4 DEG C		

OBSERVATIONS / NOTES:

2" MW = 0.163 gal/ft

Sample taken at discreet intervals using a hydropunch sampler unless otherwise noted.

Not enough volume for water quality parameters
 Check box if not enough volume.

Used pH paper instead of water quality meter
 Check box if used pH paper.

Circle if Applicable: _____ Signature(s): SJ Conti

MS/MSD	Duplicate ID No.:
--------	-------------------



Tetra Tech NUS, Inc.

GROUNDWATER SAMPLE LOG SHEET

Page 1 of 1

Project Site Name: BETHPAGE OU-2 OFFSITE GW
 Project No.: 112G00622
PRE-DESIGN FIELD INVES

Sample ID No.: BP-VPB129-GW-348
 Sample Location: VPB-129
 Sampled By: SJC

Domestic Well Data
 Monitoring Well Data
 Other Well Type: Vertical Profile Boring
 QA Sample Type: _____

C.O.C. No.: 028468
 Type of Sample:
 Low Concentration
 High Concentration

SAMPLING DATA:

Date:	Color	pH	S.C.	Temp.	Turbidity	DO	ORP	Other
Time:	Visual	Standard	mS/cm	Degrees C	NTU	mg/l	mV	NA
9 / 1 / 11	GRAY	6.7	—	—	>999	—	—	—
Method: Hydropunch								

PURGE DATA:

Date:	NA							
Method:	NA							
Monitor Reading (ppm):								
Well Casing Diameter & Material Type:								
Total Well Depth (TD):								
Static Water Level (WL):								
One Casing Volume(gal/L):								
Start Purge (hrs):								
End Purge (hrs):								
Total Purge Time (min):								
Total Vol. Purged (gal/L):								

SAMPLE COLLECTION INFORMATION: Strike thru analysis not required

Analysis	Preservative	Container Requirements	Collected
VOCs	HCL/4 DEG C	2-40ml Glass Vials	<input checked="" type="checkbox"/>
TOC	4 DEG C		

OBSERVATIONS / NOTES:

2" MW = 0.163 gal/ft

Sample taken at discreet intervals using a hydropunch sampler unless otherwise noted.

Not enough volume for water quality parameters
 Check box if not enough volume.

Used pH paper instead of water quality meter
 Check box if used pH paper.

SANDY CLAY NOTICED ON H.P. SCREEN (Gray)

Circle if Applicable:

MS/MSD	Duplicate ID No.:
--------	-------------------

Signature(s):

SJC Conti



Tetra Tech NUS, Inc.

GROUNDWATER SAMPLE LOG SHEET

Page 1 of 1

Project Site Name: BETHPAGE OU-2 OFFSITE GW
 Project No.: 112G00622
PRE-DESIGN FIELD INVES

Sample ID No.: BP-VPB129-GW-368
 Sample Location: VPB-129
 Sampled By: SJC

Domestic Well Data
 Monitoring Well Data
 Other Well Type: Vertical Profile Boring
 QA Sample Type: _____

C.O.C. No.: 028468
 Type of Sample:
 Low Concentration
 High Concentration

SAMPLING DATA:

Date:	Color	pH	S.C.	Temp.	Turbidity	DO	ORP	Other
Time:	Visual	Standard	mS/cm	Degrees C	NTU	mg/l	mV	NA
<u>9/1/11</u>	<u>LT BRN</u>	<u>6.65</u>	<u>912</u>	<u>24.80</u>	<u>153</u>	<u>2.05</u>	<u>-137</u>	<u>-</u>

PURGE DATA:

6.65 @ 9/1/11

Date:	NA							
Method:	NA							
Monitor Reading (ppm):								
Well Casing Diameter & Material Type:								
Total Well Depth (TD):								
Static Water Level (WL):								
One Casing Volume(gal/L):								
Start Purge (hrs):								
End Purge (hrs):								
Total Purge Time (min):								
Total Vol. Purged (gal/L):								

SAMPLE COLLECTION INFORMATION: Strike thru analysis not required

Analysis	Preservative	Container Requirements	Collected
VOCs	HCL/4 DEG C	<u>2-40ml Glass Vials</u>	<input checked="" type="checkbox"/>
TOC	4 DEG C		<input type="checkbox"/>
			<input type="checkbox"/>
			<input type="checkbox"/>
			<input type="checkbox"/>
			<input type="checkbox"/>
			<input type="checkbox"/>
			<input type="checkbox"/>
			<input type="checkbox"/>

OBSERVATIONS / NOTES:

2" MW = 0.163 gal/ft

Sample taken at discreet intervals using a hydropunch sampler unless otherwise noted.

Not enough volume for water quality parameters
 Check box if not enough volume.

Used pH paper instead of water quality meter
 Check box if used pH paper.

Circle if Applicable: _____ Signature(s): SJC Conite

MS/MSD	Duplicate ID No.:	
--------	-------------------	--



Tetra Tech NUS, Inc.

GROUNDWATER SAMPLE LOG SHEET

Page 1 of 1

Project Site Name: BETHPAGE OU-2 OFFSITE GW
 Project No.: 112G00622
PRE-DESIGN FIELD INVES

Sample ID No.: BP-VPB129-GW-388
 Sample Location: VPB-129
 Sampled By: SJC

Domestic Well Data
 Monitoring Well Data
 Other Well Type: Vertical Profile Boring
 QA Sample Type: _____

C.O.C. No.: 028468
 Type of Sample:
 Low Concentration
 High Concentration

SAMPLING DATA:

Date:	Color	pH	S.C.	Temp.	Turbidity	DO	ORP	Other
Time:	Visual	Standard	mS/cm	Degrees C	NTU	mg/l	mV	NA
9/1/11	GRAY	6	—	—	>999	—	—	—

PURGE DATA:

Date:	NA							
Method:	NA							
Monitor Reading (ppm):								
Well Casing Diameter & Material Type:								
Total Well Depth (TD):								
Static Water Level (WL):								
One Casing Volume(gal/L):								
Start Purge (hrs):								
End Purge (hrs):								
Total Purge Time (min):								
Total Vol. Purged (gal/L):								

SAMPLE COLLECTION INFORMATION: Strike thru analysis not required

Analysis	Preservative	Container Requirements	Collected
VOCs	HCL/4 DEG C	2-40ml Glass Vials	<input checked="" type="checkbox"/>
TOC	4 DEG C		

OBSERVATIONS / NOTES:

2" MW = 0.163 gal/ft

Sample taken at discreet intervals using a hydropunch sampler unless otherwise noted.

Not enough volume for water quality parameters
 Check box if not enough volume.

Used pH paper instead of water quality meter
 Check box if used pH paper.

Circle if Applicable: MS/MSD Duplicate ID No.: _____ Signature(s): SJ Conner



Tetra Tech NUS, Inc.

GROUNDWATER SAMPLE LOG SHEET

Page 1 of 1

Project Site Name: BETHPAGE OU-2 OFFSITE GW
 Project No.: 112G00622
PRE-DESIGN FIELD INVES

Sample ID No.: BP-VPB129-GW-408
 Sample Location: VPB-129
 Sampled By: SJC

Domestic Well Data
 Monitoring Well Data
 Other Well Type: Vertical Profile Boring
 QA Sample Type: _____

C.O.C. No.: 028401
 Type of Sample:
 Low Concentration
 High Concentration

SAMPLING DATA:

Date: <u>9/6/11</u>	Color Visual	pH Standard	S.C. mS/cm	Temp. Degrees C	Turbidity NTU	DO mg/l	ORP mV	Other NA
Time: <u>1045</u>	<u>GRAY</u>	<u>6.7</u>	<u>—</u>	<u>—</u>	<u>—</u>	<u>—</u>	<u>—</u>	<u>—</u>
Method: <u>Hydropunch</u>								

PURGE DATA:

Date: NA								
Method: NA								
Monitor Reading (ppm):								
Well Casing Diameter & Material								
Type:								
Total Well Depth (TD):								
Static Water Level (WL):								
One Casing Volume(gal/L):								
Start Purge (hrs):								
End Purge (hrs):								
Total Purge Time (min):								
Total Vol. Purged (gal/L):								

SAMPLE COLLECTION INFORMATION: Strike thru analysis not required

Analysis	Preservative	Container Requirements	Collected
VOCs	HCL/4 DEG C	40ml Glass Vials	<input checked="" type="checkbox"/>
TOC	4 DEG C	1	<input type="checkbox"/>

OBSERVATIONS / NOTES:

2" MW = 0.163 gal/ft

Sample taken at discreet intervals using a hydropunch sampler unless otherwise noted.

Not enough volume for water quality parameters
 Check box if not enough volume.

Used pH paper instead of water quality meter
 Check box if used pH paper.

HP SCREEN BROKE OFF IN HOLE - HAD ENOUGH SAMPLE FOR 1 VIAL - BUT MAY OR MAY NOT BE REPRESENTATIVE OF GW SAMPLE - SENT TO LAB ANYWAY.

Circle if Applicable:		Signature(s):
MS/MSD	Duplicate ID No.:	<u>SJC</u>



Tetra Tech NUS, Inc.

GROUNDWATER SAMPLE LOG SHEET

Page 1 of 1

Project Site Name: BETHPAGE OU-2 OFFSITE GW
 Project No.: 112G00622
PRE-DESIGN FIELD INVES

Sample ID No.: BP-VPB129-GW-428
 Sample Location: VPB-129
 Sampled By: SJC

- Domestic Well Data
- Monitoring Well Data
- Other Well Type: Vertical Profile Boring
- QA Sample Type: _____

C.O.C. No.: 028401
 Type of Sample:
 Low Concentration
 High Concentration

SAMPLING DATA:

Date: <u>9/6/11</u>	Color Visual	pH Standard	S.C. mS/cm	Temp. Degrees C	Turbidity NTU	DO mg/l	ORP mV	Other NA
Time: <u>1245</u>	<u>GRAY</u>	<u>6-7</u>	<u>-</u>	<u>-</u>	<u>>999</u>	<u>-</u>	<u>-</u>	<u>-</u>
Method: <u>Hydropunch</u>								

PURGE DATA:

Date: <u>NA</u>								
Method: <u>NA</u>								
Monitor Reading (ppm):								
Well Casing Diameter & Material Type:								
Total Well Depth (TD):								
Static Water Level (WL):								
One Casing Volume(gal/L):								
Start Purge (hrs):								
End Purge (hrs):								
Total Purge Time (min):								
Total Vol. Purged (gal/L):								

SAMPLE COLLECTION INFORMATION: Strike thru analysis not required

Analysis	Preservative	Container Requirements	Collected
VOCs	HCL/4 DEG C	<u>2-40ml Glass Vials</u>	<input checked="" type="checkbox"/>
TOC	4 DEG C		

OBSERVATIONS / NOTES:

2" MW = 0.163 gal/ft

Sample taken at discreet intervals using a hydropunch sampler unless otherwise noted.

Not enough volume for water quality parameters
 Check box if not enough volume.

Used pH paper instead of water quality meter
 Check box if used pH paper.

Circle if Applicable:

MS/MSD	Duplicate ID No.:
--------	-------------------

Signature(s):

SJC



Tetra Tech NUS, Inc.

GROUNDWATER SAMPLE LOG SHEET

Project Site Name: BETHPAGE OU-2 OFFSITE GW
 Project No.: 112G00622
PRE-DESIGN FIELD INVES

Sample ID No.: BP-VPB129-GW-448
 Sample Location: VPB-129
 Sampled By: SJC

- Domestic Well Data
- Monitoring Well Data
- Other Well Type: Vertical Profile Boring
- QA Sample Type: _____

C.O.C. No.: 028401
 Type of Sample:
 Low Concentration
 High Concentration

SAMPLING DATA:

Date:	Color	pH	S.C.	Temp.	Turbidity	DO	ORP	Other
Time:	Visual	Standard	mS/cm	Degrees C	NTU	mg/l	mV	NA
<u>9/6/11</u>	<u>GRAY</u>	<u>6.7</u>	<u>-</u>	<u>-</u>	<u>>999</u>	<u>-</u>	<u>-</u>	<u>-</u>

PURGE DATA:

Date:	NA							
Method:	NA							
Monitor Reading (ppm):								
Well Casing Diameter & Material								
Type:								
Total Well Depth (TD):								
Static Water Level (WL):								
One Casing Volume(gal/L):								
Start Purge (hrs):								
End Purge (hrs):								
Total Purge Time (min):								
Total Vol. Purged (gal/L):								

SAMPLE COLLECTION INFORMATION: Strike thru analysis not required

Analysis	Preservative	Container Requirements	Collected
VOCs	HCL/4 DEG C	<u>2-40ml Glass Vials</u>	<input checked="" type="checkbox"/>
TOC	4 DEG C		

OBSERVATIONS / NOTES:

2" MW = 0.163 gal/ft

Sample taken at discreet intervals using a hydropunch sampler unless otherwise noted.

Not enough volume for water quality parameters
 Check box if not enough volume.

Used pH paper instead of water quality meter
 Check box if used pH paper.

Circle if Applicable: _____ Signature(s): SJC

MS/MSD	Duplicate ID No.:
--------	-------------------



Tetra Tech NUS, Inc.

GROUNDWATER SAMPLE LOG SHEET

Page 1 of 1

Project Site Name: BETHPAGE OU-2 OFFSITE GW
 Project No.: 112G00622
PRE-DESIGN FIELD INVES

Sample ID No.: BP-VPB129-GW-468
 Sample Location: VPB-129
 Sampled By: SJC

Domestic Well Data
 Monitoring Well Data
 Other Well Type: Vertical Profile Boring
 QA Sample Type: _____

C.O.C. No.: 028401
 Type of Sample:
 Low Concentration
 High Concentration

SAMPLING DATA:

Date:	Color	pH	S.C.	Temp.	Turbidity	DO	ORP	Other
Time:	Visual	Standard	mS/cm	Degrees C	NTU	mg/l	mV	NA
<u>9 / 7 / 11</u>	<u>GRAY</u>	<u>6.15</u>	<u>362</u>	<u>20.76</u>	<u>>999</u>	<u>8.10</u>	<u>-60</u>	<u>-</u>

PURGE DATA:

Date:	<u>NA</u>							
Method:	<u>NA</u>							
Monitor Reading (ppm):								
Well Casing Diameter & Material Type:								
Total Well Depth (TD):								
Static Water Level (WL):								
One Casing Volume(gal/L):								
Start Purge (hrs):								
End Purge (hrs):								
Total Purge Time (min):								
Total Vol. Purged (gal/L):								

SAMPLE COLLECTION INFORMATION: Strike thru analysis not required

Analysis	Preservative	Container Requirements	Collected
<u>VOCs</u>	<u>HCL/4 DEG C</u>	<u>2-40ml Glass Vials</u>	<input checked="" type="checkbox"/>
<u>TOC</u>	<u>4 DEG C</u>		

OBSERVATIONS / NOTES:

2" MW = 0.163 gal/ft

Sample taken at discreet intervals using a hydropunch sampler unless otherwise noted.

Not enough volume for water quality parameters
 Check box if not enough volume.

Used pH paper instead of water quality meter
 Check box if used pH paper.

Circle if Applicable:		Signature(s):
MS/MSD	Duplicate ID No.:	<u>SJC</u>



Tetra Tech NUS, Inc.

GROUNDWATER SAMPLE LOG SHEET

Page 1 of 1

Project Site Name: BETHPAGE OU-2 OFFSITE GW
 Project No.: 112G00622
PRE-DESIGN FIELD INVES

Sample ID No.: BP-VPB129-GW-488
 Sample Location: VPB-129
 Sampled By: SJC

Domestic Well Data
 Monitoring Well Data
 Other Well Type: Vertical Profile Boring
 QA Sample Type: _____

C.O.C. No.: 028401
 Type of Sample:
 Low Concentration
 High Concentration

SAMPLING DATA:

Date: <u>9/7/11</u>	Color	pH	S.C.	Temp.	Turbidity	DO	ORP	Other
Time: <u>1210</u>	Visual	Standard	mS/cm	Degrees C	NTU	mg/l	mV	NA
Method: <u>Hydropunch</u>	<u>GRAY</u>	<u>6.7</u>	<u>—</u>	<u>—</u>	<u>—</u>	<u>—</u>	<u>—</u>	<u>—</u>

PURGE DATA:

Date:	NA							
Method:	NA							
Monitor Reading (ppm):								
Well Casing Diameter & Material								
Type:								
Total Well Depth (TD):								
Static Water Level (WL):								
One Casing Volume(gal/L):								
Start Purge (hrs):								
End Purge (hrs):								
Total Purge Time (min):								
Total Vol. Purged (gal/L):								

SAMPLE COLLECTION INFORMATION: Strike thru analysis not required

Analysis	Preservative	Container Requirements	Collected
VOCs	HCL/4 DEG C	<u>2/40ml Glass Vials</u>	<input checked="" type="checkbox"/>
TOC	4 DEG C		

OBSERVATIONS / NOTES:

2" MW = 0.163 gal/ft

Sample taken at discreet intervals using a hydropunch sampler unless otherwise noted.

Not enough volume for water quality parameters
 Check box if not enough volume.

Used pH paper instead of water quality meter
 Check box if used pH paper.

Sand, Tr Clay on H.P.
 Screen- Gray
 Possible Drill Mud in Sample.

Circle if Applicable:		Signature(s):
MS/MSD	Duplicate ID No.:	<u>SJC Conti</u>



Tetra Tech NUS, Inc.

GROUNDWATER SAMPLE LOG SHEET

Page 1 of 1

Project Site Name: BETHPAGE OU-2 OFFSITE GW
 Project No.: 112G00622
PRE-DESIGN FIELD INVES

Sample ID No.: BP-VPB129-GW- 508
 Sample Location: VPB-129
 Sampled By: SJC

Domestic Well Data
 Monitoring Well Data
 Other Well Type: Vertical Profile Boring
 QA Sample Type: _____

C.O.C. No.: 028401
 Type of Sample:
 Low Concentration
 High Concentration

SAMPLING DATA:

Date:	Color	pH	S.C.	Temp.	Turbidity	DO	ORP	Other
Time:	Visual	Standard	mS/cm	Degrees C	NTU	mg/l	mV	NA
9 / 7 / 11	Yellow	5.73	155	21.81	879	4.20	99	-

PURGE DATA:

Date:	Color	pH	S.C.	Temp.	Turbidity	DO	ORP	Other
NA								
Method: NA								
Monitor Reading (ppm):								
Well Casing Diameter & Material Type:								
Total Well Depth (TD):								
Static Water Level (WL):								
One Casing Volume(gal/L):								
Start Purge (hrs):								
End Purge (hrs):								
Total Purge Time (min):								
Total Vol. Purged (gal/L):								

SAMPLE COLLECTION INFORMATION: Strike thru analysis not required

Analysis	Preservative	Container Requirements	Collected
VOCs	HCL/4 DEG C	20ml Glass Vials	<input checked="" type="checkbox"/>
TOC	4 DEG C		<input type="checkbox"/>
			<input type="checkbox"/>
			<input type="checkbox"/>
			<input type="checkbox"/>
			<input type="checkbox"/>
			<input type="checkbox"/>
			<input type="checkbox"/>

OBSERVATIONS / NOTES:

2" MW = 0.163 gal/ft

Sample taken at discreet intervals using a hydropunch sampler unless otherwise noted.

Not enough volume for water quality parameters
 Check box if not enough volume.

Used pH paper instead of water quality meter
 Check box if used pH paper.

Circle if Applicable:

MS/MSD	Duplicate ID No.:
--------	-------------------

Signature(s):

SJ Conti



Tetra Tech NUS, Inc.

GROUNDWATER SAMPLE LOG SHEET

Page 1 of 1

Project Site Name: BETHPAGE OU-2 OFFSITE GW
 Project No.: 112G00622
PRE-DESIGN FIELD INVES

Sample ID No.: BP-VPB129-GW-528
 Sample Location: VPB-129
 Sampled By: SJC

Domestic Well Data
 Monitoring Well Data
 Other Well Type: Vertical Profile Boring
 QA Sample Type: _____

C.O.C. No.: 028401
 Type of Sample:
 Low Concentration
 High Concentration

SAMPLING DATA:

Date: <u>9/8/11</u>	Color	pH	S.C.	Temp.	Turbidity	DO	ORP	Other
Time: <u>1015</u>	Visual	Standard	mS/cm	Degrees C	NTU	mg/l	mV	NA
Method: <u>Hydropunch</u>	<u>GRAY</u>	<u>6.7</u>	<u>-</u>	<u>-</u>	<u>-</u>	<u>-</u>	<u>-</u>	<u>-</u>

PURGE DATA:

Date:	NA							
Method:	NA							
Monitor Reading (ppm):								
Well Casing Diameter & Material								
Type:								
Total Well Depth (TD):								
Static Water Level (WL):								
One Casing Volume(gal/L):								
Start Purge (hrs):								
End Purge (hrs):								
Total Purge Time (min):								
Total Vol. Purged (gal/L):								

SAMPLE COLLECTION INFORMATION: Strike thru analysis not required

Analysis	Preservative	Container Requirements	Collected
VOCs	HCL/4 DEG C	<u>2-40ml Glass Vials</u>	<input checked="" type="checkbox"/>
TOC	4 DEG C		

OBSERVATIONS / NOTES:

2" MW = 0.163 gal/ft

Sample taken at discreet intervals using a hydropunch sampler unless otherwise noted.

Not enough volume for water quality parameters
 Check box if not enough volume.

Used pH paper instead of water quality meter
 Check box if used pH paper.

- SAND ON SCREEN
 - POOR REC OF GW
 - POSSIBLE DRILL MUD IN SAMPLE.
 - SCREEN EXPOSED 12"

Circle if Applicable:

MS/MSD	Duplicate ID No.:
--------	-------------------

Signature(s): SJC



Tetra Tech NUS, Inc.

GROUNDWATER SAMPLE LOG SHEET

Page 1 of 1

Project Site Name: BETHPAGE OU-2 OFFSITE GW
 Project No.: 112G00622
PRE-DESIGN FIELD INVES

Sample ID No.: BP-VPB129-GW-548
 Sample Location: VPB-129
 Sampled By: SJC

- Domestic Well Data
- Monitoring Well Data
- Other Well Type: Vertical Profile Boring
- QA Sample Type: _____

C.O.C. No.: 028401
 Type of Sample:
 Low Concentration
 High Concentration

SAMPLING DATA:

Date:	Color	pH	S.C.	Temp.	Turbidity	DO	ORP	Other
Time:	Visual	Standard	mS/cm	Degrees C	NTU	mg/l	mV	NA
<u>9/8/11</u>	<u>GRAY</u>	<u>6.77</u>	<u>.549</u>	<u>22.06</u>	<u>>999</u>	<u>7.33</u>	<u>-250</u>	<u>—</u>

PURGE DATA:

Date:	<u>NA</u>							
Method:	<u>NA</u>							
Monitor Reading (ppm):								
Well Casing Diameter & Material								
Type:								
Total Well Depth (TD):								
Static Water Level (WL):								
One Casing Volume(gal/L):								
Start Purge (hrs):								
End Purge (hrs):								
Total Purge Time (min):								
Total Vol. Purged (gal/L):								

SAMPLE COLLECTION INFORMATION: Strike thru analysis not required

Analysis	Preservative	Container Requirements	Collected
<u>VOCs</u>	<u>HCL/4 DEG C</u>	<u>2-4ml Glass Vials</u>	<input checked="" type="checkbox"/>
<u>TOC</u>	<u>4 DEG C</u>		

OBSERVATIONS / NOTES:

2" MW = 0.163 gal/ft

Sample taken at discreet intervals using a hydropunch sampler unless otherwise noted.

Not enough volume for water quality parameters
 Check box if not enough volume.

Used pH paper instead of water quality meter
 Check box if used pH paper.

Circle if Applicable: _____ Signature(s): SJC Conti

MS/MSD	Duplicate ID No.:	
--------	-------------------	--



Tetra Tech NUS, Inc.

GROUNDWATER SAMPLE LOG SHEET

Project Site Name: BETHPAGE OU-2 OFFSITE GW
 Project No.: 112G00622
PRE-DESIGN FIELD INVES

Sample ID No.: BP-VPB129-GW-568
 Sample Location: VPB-129
 Sampled By: SJC

Domestic Well Data
 Monitoring Well Data
 Other Well Type: Vertical Profile Boring
 QA Sample Type: _____

C.O.C. No.: 028401
 Type of Sample:
 Low Concentration
 High Concentration

SAMPLING DATA:

Date:	<u>9/8/11</u>	Color	pH	S.C.	Temp.	Turbidity	DO	ORP	Other
Time:	<u>1420</u>	Visual	Standard	mS/cm	Degrees C	NTU	mg/l	mV	NA
Method:	Hydropunch	<u>GRAY</u>	<u>6.7</u>	<u>—</u>	<u>—</u>	<u>>999</u>	<u>—</u>	<u>—</u>	<u>—</u>

PURGE DATA:

Date:	NA								
Method:	NA								
Monitor Reading (ppm):									
Well Casing Diameter & Material									
Type:									
Total Well Depth (TD):									
Static Water Level (WL):									
One Casing Volume(gal/L):									
Start Purge (hrs):									
End Purge (hrs):									
Total Purge Time (min):									
Total Vol. Purged (gal/L):									

SAMPLE COLLECTION INFORMATION: Strike thru analysis not required

Analysis	Preservative	Container Requirements	Collected
VOCs	HCL/4 DEG C	4 - 40ml Glass Vials	<input checked="" type="checkbox"/>
TOC	4 DEG C	① *	

OBSERVATIONS / NOTES:

2" MW = 0.163 gal/ft

Sample taken at discreet intervals using a hydropunch sampler unless otherwise noted.

Not enough volume for water quality parameters
 Check box if not enough volume.

Used pH paper instead of water quality meter
 Check box if used pH paper.

* ONLY 1 VIAL
TRACE CLAY ON SCREEN
WHICH WAS EXPOSED
12"

Circle if Applicable:

MS/MSD	Duplicate ID No.:
--------	-------------------

Signature(s): SJC Conti



Tetra Tech NUS, Inc.

GROUNDWATER SAMPLE LOG SHEET

Page 1 of 1

Project Site Name: BETHPAGE OU-2 OFFSITE GW
 Project No.: 112G00622
PRE-DESIGN FIELD INVES

Sample ID No.: BP-VPB129-GW-588
 Sample Location: VPB-129
 Sampled By: SJC

Domestic Well Data
 Monitoring Well Data
 Other Well Type: Vertical Profile Boring
 QA Sample Type: _____

C.O.C. No.: 028404
 Type of Sample:
 Low Concentration
 High Concentration

SAMPLING DATA:

Date: <u>9/12/11</u>	Color	pH	S.C.	Temp.	Turbidity	DO	ORP	Other
Time: <u>1100</u>	Visual	Standard	mS/cm	Degrees C	NTU	mg/l	mV	NA
Method: <u>Hydropunch</u>	<u>LT GRAY</u>	<u>6-7</u>	<u>—</u>	<u>—</u>	<u>—</u>	<u>—</u>	<u>—</u>	<u>—</u>

PURGE DATA:

Date: <u>NA</u>								
Method: <u>NA</u>								
Monitor Reading (ppm):								
Well Casing Diameter & Material								
Type:								
Total Well Depth (TD):								
Static Water Level (WL):								
One Casing Volume(gal/L):								
Start Purge (hrs):								
End Purge (hrs):								
Total Purge Time (min):								
Total Vol. Purged (gal/L):								

SAMPLE COLLECTION INFORMATION: Strike thru analysis not required

Analysis	Preservative	Container Requirements	Collected
VOCs	HCL/4 DEG C	<u>2-40ml Glass Vials</u>	<input checked="" type="checkbox"/>
TOC	4 DEG C		

OBSERVATIONS / NOTES:

2" MW = 0.163 gal/ft

Sample taken at discreet intervals using a hydropunch sampler unless otherwise noted.

Not enough volume for water quality parameters
 Check box if not enough volume.

Used pH paper instead of water quality meter
 Check box if used pH paper.

Circle if Applicable:		Signature(s): <u>SJC Conte</u>
MS/MSD	Duplicate ID No.:	



Tetra Tech NUS, Inc.

GROUNDWATER SAMPLE LOG SHEET

Page 1 of 1

Project Site Name: BETHPAGE OU-2 OFFSITE GW
 Project No.: 112G00622
PRE-DESIGN FIELD INVES

Sample ID No.: BP-VPB129-GW-608
 Sample Location: VPB-129
 Sampled By: SJC

- Domestic Well Data
 Monitoring Well Data
 Other Well Type: Vertical Profile Boring
 QA Sample Type: _____

C.O.C. No.: 028404
 Type of Sample:
 Low Concentration
 High Concentration

SAMPLING DATA:

Date:	Color Visual	pH Standard	S.C. mS/cm	Temp. Degrees C	Turbidity NTU	DO mg/l	ORP mV	Other NA
<u>9/12/11</u>	<u>LT, BRN</u>	<u>5.81</u>	<u>198</u>	<u>24.16</u>	<u>4031</u>	<u>2.27</u>	<u>-57</u>	<u>—</u>

PURGE DATA:

ORANG

Date:	NA							
Method:	NA							
Monitor Reading (ppm):								
Well Casing Diameter & Material								
Type:								
Total Well Depth (TD):								
Static Water Level (WL):								
One Casing Volume(gal/L):								
Start Purge (hrs):								
End Purge (hrs):								
Total Purge Time (min):								
Total Vol. Purged (gal/L):								

SAMPLE COLLECTION INFORMATION: Strike thru analysis not required

Analysis	Preservative	Container Requirements	Collected
VOCs	HCL/4 DEG C	<u>2-40ml Glass Vials</u>	<input checked="" type="checkbox"/>
TOC	4 DEG C		

OBSERVATIONS / NOTES:

2" MW = 0.163 gal/ft

Sample taken at discreet intervals using a hydropunch sampler unless otherwise noted.

Not enough volume for water quality parameters
 Check box if not enough volume.

Used pH paper instead of water quality meter
 Check box if used pH paper.

CLAYEY SAND ON SCREEN
12" EXPOSED

Circle if Applicable:

MS/MSD	Duplicate ID No.:
--------	-------------------

Signature(s):

SJC



Tetra Tech NUS, Inc.

GROUNDWATER SAMPLE LOG SHEET

Page 1 of 1

Project Site Name: **BETHPAGE OU-2 OFFSITE GW**
 Project No.: **112G00622**
PRE-DESIGN FIELD INVES

Sample ID No.: **BP-VPB129-GW-628**
 Sample Location: **VPB-129**
 Sampled By: **SJC**

- Domestic Well Data
- Monitoring Well Data
- Other Well Type: Vertical Profile Boring
- QA Sample Type: _____

C.O.C. No.: ~~028404~~
 Type of Sample: **028402**
 Low Concentration
 High Concentration

SAMPLING DATA:

Date:	9/19/11	Color	pH	S.C.	Temp.	Turbidity	DO	ORP	Other
Time:	1130	Visual	Standard	mS/cm	Degrees C	NTU	mg/l	mV	NA
Method:	Hydropunch	LT BEN	6.7	—	—	473	—	—	—

PURGE DATA:

Date:	NA								
Method:	NA								
Monitor Reading (ppm):									
Well Casing Diameter & Material									
Type:									
Total Well Depth (TD):									
Static Water Level (WL):									
One Casing Volume(gal/L):									
Start Purge (hrs):									
End Purge (hrs):									
Total Purge Time (min):									
Total Vol. Purged (gal/L):									

SAMPLE COLLECTION INFORMATION: Strike thru analysis not required

Analysis	Preservative	Container Requirements	Collected
VOCs	HCL/4 DEG C	2-40ml Glass Vials	<input checked="" type="checkbox"/>
TOC	4 DEG C		

OBSERVATIONS / NOTES:

2" MW = 0.163 gal/ft

Sample taken at discreet intervals using a hydropunch sampler unless otherwise noted.

Not enough volume for water quality parameters
 Check box if not enough volume.

Used pH paper instead of water quality meter
 Check box if used pH paper.

**GOOD SAMPLE - ie
 NOT REAL TURBID, BUT
 NOT ENOUGH VOL FOR
 PARAMETERS**

Circle if Applicable:		Signature(s):
MS/MSD	Duplicate ID No.:	SJ Conti



Tetra Tech NUS, Inc.

GROUNDWATER SAMPLE LOG SHEET

Page 1 of 1

Project Site Name: **BETHPAGE OU-2 OFFSITE GW**
 Project No.: **112G00622**
PRE-DESIGN FIELD INVES

Sample ID No.: **BP-VPB129-GW-648**
 Sample Location: **VPB-129**
 Sampled By: **SJC**

- Domestic Well Data
 Monitoring Well Data
 Other Well Type: Vertical Profile Boring
 QA Sample Type: _____

C.O.C. No.: **028402**
 Type of Sample:
 Low Concentration
 High Concentration

SAMPLING DATA:

Date:	<u>9/19/11</u>	Color	pH	S.C.	Temp.	Turbidity	DO	ORP	Other
Time:	<u>1325</u>	Visual	Standard	mS/cm	Degrees C	NTU	mg/l	mV	NA
Method:	Hydropunch	BRN	<u>6.7</u>	—	—	<u>> 999</u>	—	—	—

PURGE DATA:

Date:	NA								
Method:	NA								
Monitor Reading (ppm):									
Well Casing Diameter & Material									
Type:									
Total Well Depth (TD):									
Static Water Level (WL):									
One Casing Volume(gal/L):									
Start Purge (hrs):									
End Purge (hrs):									
Total Purge Time (min):									
Total Vol. Purged (gal/L):									

SAMPLE COLLECTION INFORMATION: Strike thru analysis not required

Analysis	Preservative	Container Requirements	Collected
VOCs	HCL/4 DEG C	<u>2- 40ml Glass Vials</u>	<input checked="" type="checkbox"/>
TOC	4 DEG C		

OBSERVATIONS / NOTES:

2" MW = 0.163 gal/ft
 Sample taken at discreet intervals using a hydropunch sampler unless otherwise noted.

- Not enough volume for water quality parameters
 Check box if not enough volume.
- Used pH paper instead of water quality meter
 Check box if used pH paper.

SCREEN EXP 12"
 POOR SAMPLE - JUST
 ENOUGH FOR 2 VIALS
 POSSIBLE MIX W/ MUD

Circle if Applicable:

MIS/MSD	Duplicate ID No.:
---------	-------------------

Signature(s):

SJC



Tetra Tech NUS, Inc.

GROUNDWATER SAMPLE LOG SHEET

Page 1 of 1

Project Site Name: BETHPAGE OU-2 OFFSITE GW
 Project No.: 112G00622
PRE-DESIGN FIELD INVES

Sample ID No.: BP-VPB129-GW- 668
 Sample Location: VPB-129
 Sampled By: SJC

Domestic Well Data
 Monitoring Well Data
 Other Well Type: Vertical Profile Boring
 QA Sample Type: _____

C.O.C. No.: 028402
 Type of Sample:
 Low Concentration
 High Concentration

SAMPLING DATA:

Date:	<u>9/19/11</u>	Color	pH	S.C.	Temp.	Turbidity	DO	ORP	Other
Time:	<u>1515</u>	Visual	Standard	mS/cm	Degrees C	NTU	mg/l	mV	NA
Method:	Hydropunch	<u>BROWN GRAY</u>	<u>6-7</u>	—	—	—	—	—	—

PURGE DATA:

Date:	NA								
Method:	NA								
Monitor Reading (ppm):									
Well Casing Diameter & Material Type:									
Total Well Depth (TD):									
Static Water Level (WL):									
One Casing Volume(gal/L):									
Start Purge (hrs):									
End Purge (hrs):									
Total Purge Time (min):									
Total Vol. Purged (gal/L):									

SAMPLE COLLECTION INFORMATION: Strike thru analysis not required

Analysis	Preservative	Container Requirements	Collected
VOCs	HCL/4 DEG C	<u>2-40ml Glass Vials</u>	<input checked="" type="checkbox"/>
TOC	4 DEG C		

OBSERVATIONS / NOTES:

2" MW = 0.163 gal/ft
 Sample taken at discreet intervals using a hydropunch sampler unless otherwise noted.
 Not enough volume for water quality parameters SCREEN EXPOSED 12"
 Check box if not enough volume. NO CLAY ON SCREEN
 Used pH paper instead of water quality meter 2- VIALS
 Check box if used pH paper.

Circle if Applicable:	
MS/MSD	Duplicate ID No.:

Signature(s): SJC



Tetra Tech NUS, Inc.

GROUNDWATER SAMPLE LOG SHEET

Page 1 of 1

Project Site Name: **BETHPAGE OU-2 OFFSITE GW**
 Project No.: **112G00622**
PRE-DESIGN FIELD INVES

Sample ID No.: **BP-VPB129-GW-688**
 Sample Location: **VPB-129**
 Sampled By: **SJC**

Domestic Well Data
 Monitoring Well Data
 Other Well Type: Vertical Profile Boring
 QA Sample Type: _____

C.O.C. No.: **028402**
 Type of Sample:
 Low Concentration
 High Concentration

SAMPLING DATA:

Date:	Color Visual	pH Standard	S.C. mS/cm	Temp. Degrees C	Turbidity NTU	DO mg/l	ORP mV	Other NA
9/20/11	BEN GRAY	6-7	—	—	—	—	—	—
Time: 1010								
Method: Hydropunch								

PURGE DATA:

Date: NA								
Method: NA								
Monitor Reading (ppm):								
Well Casing Diameter & Material								
Type:								
Total Well Depth (TD):								
Static Water Level (WL):								
One Casing Volume(gal/L):								
Start Purge (hrs):								
End Purge (hrs):								
Total Purge Time (min):								
Total Vol. Purged (gal/L):								

SAMPLE COLLECTION INFORMATION: Strike thru analysis not required

Analysis	Preservative	Container Requirements	Collected
VOCs	HCL/4 DEG C	2-40ml Glass Vials	<input checked="" type="checkbox"/>
TOC	4 DEG C	1	<input type="checkbox"/>

OBSERVATIONS / NOTES:


2" MW = 0.163 gal/ft

Sample taken at discreet intervals using a hydropunch sampler unless otherwise noted.

Not enough volume for water quality parameters
 Check box if not enough volume.



Used pH paper instead of water quality meter
 Check box if used pH paper.



SCREEN EXPOSED 10"
 NO CLAY ON SCREEN
 1 VIAL ONLY
 POSSIBLE MIX W/ MUD

Circle if Applicable:

MS/MSD

Duplicate ID No.:

Signature(s):

SJC Conter



Tetra Tech NUS, Inc.

GROUNDWATER SAMPLE LOG SHEET

Page 1 of 1

Project Site Name: **BETHPAGE OU-2 OFFSITE GW**
Project No.: **112G00622**
PRE-DESIGN FIELD INVES

Sample ID No.: **BP-VPB129-GW-708**
Sample Location: **VPB-129**
Sampled By: **SJC**

- Domestic Well Data
- Monitoring Well Data
- Other Well Type: Vertical Profile Boring
- QA Sample Type: _____

C.O.C. No.: 028402
Type of Sample:
 Low Concentration
 High Concentration

SAMPLING DATA:

Date:	<u>9/20/11</u>	Color	pH	S.C.	Temp.	Turbidity	DO	ORP	Other
Time:	<u>1215</u>	Visual	Standard	mS/cm	Degrees C	NTU	mg/l	mV	NA
Method:	Hydropunch	<u>BRN</u>	<u>6.7</u>	—	—	—	—	—	—

PURGE DATA:

Date:	NA								
Method:	NA								
Monitor Reading (ppm):									
Well Casing Diameter & Material									
Type:									
Total Well Depth (TD):									
Static Water Level (WL):									
One Casing Volume(gal/L):									
Start Purge (hrs):									
End Purge (hrs):									
Total Purge Time (min):									
Total Vol. Purged (gal/L):									

SAMPLE COLLECTION INFORMATION: Strike thru analysis not required

Analysis	Preservative	Container Requirements	Collected
VOCs	HCL/4 DEG C	4-40ml Glass Vials	<input checked="" type="checkbox"/>
TOC	4 DEG C	1	<input type="checkbox"/>

OBSERVATIONS / NOTES:

2" MW = 0.163 gal/ft

Sample taken at discreet intervals using a hydropunch sampler unless otherwise noted.

Not enough volume for water quality parameters
Check box if not enough volume.

Used pH paper instead of water quality meter
Check box if used pH paper.

POOR REC - SCREEN EXPOSED
12" - CLAYEY SAND W/ F TO
C SAND F. GRAVEL - CLAY
IS WHITISH.
POSSIBLE MUD MIXED
W/ SAMPLE.

Circle if Applicable:

MS/MSD

Duplicate ID No.:

Signature(s):



Tetra Tech NUS, Inc.

GROUNDWATER SAMPLE LOG SHEET

Page 1 of 1

Project Site Name: **BETHPAGE OU-2 OFFSITE GW**
 Project No.: **112G00622**
PRE-DESIGN FIELD INVES

Sample ID No.: **BP-VPB129-~~GW~~ 728**
 Sample Location: **VPB-129**
 Sampled By: **SJC**

- Domestic Well Data
- Monitoring Well Data
- Other Well Type: Vertical Profile Boring
- QA Sample Type: _____

C.O.C. No.: 028402
 Type of Sample:
 Low Concentration
 High Concentration

SAMPLING DATA:

Date: <u>9/20/11</u>	Color Visual	pH Standard	S.C. mS/cm	Temp. Degrees C	Turbidity NTU	DO mg/l	ORP mV	Other NA
Time: <u>1320</u>								
Method: <u>Hydropunch</u>								

PURGE DATA:

Date: <u>NA</u>								
Method: <u>NA</u>								
Monitor Reading (ppm):								
Well Casing Diameter & Material Type:								
Total Well Depth (TD):								
Static Water Level (WL):								
One Casing Volume(gal/L):								
Start Purge (hrs):								
End Purge (hrs):								
Total Purge Time (min):								
Total Vol. Purged (gal/L):								

SAMPLE COLLECTION INFORMATION: Strike thru analysis not required

Analysis	Preservative	Container Requirements	Collected
VOCs	HCL/4 DEG C	2- 40ml Glass Vials	
TOC	4 DEG C	1- 8 OZ GLASS	<input checked="" type="checkbox"/>

OBSERVATIONS / NOTES:

2" MW = 0.163 gal/ft

Sample taken at discreet intervals using a hydropunch sampler unless otherwise noted.

Not enough volume for water quality parameters Check box if not enough volume.

Used pH paper instead of water quality meter Check box if used pH paper.

LT Gray - Stiff - Sandy/Silty CLAY - MOIST

NO Hydropunch here

Circle if Applicable:		Signature(s): <i>J Conti</i>
MS/MSD	Duplicate ID No.:	



Tetra Tech NUS, Inc.

GROUNDWATER SAMPLE LOG SHEET

Page 1 of 1

Project Site Name: BETHPAGE OU-2 OFFSITE GW
 Project No.: 112G00622
PRE-DESIGN FIELD INVES

Sample ID No.: BP-VPB129-GW-748
 Sample Location: VPB-129
 Sampled By: SJC

- Domestic Well Data
 Monitoring Well Data
 Other Well Type: Vertical Profile Boring
 QA Sample Type: _____

C.O.C. No.: 028402
 Type of Sample:
 Low Concentration
 High Concentration

SAMPLING DATA:

Date: <u>9/20/11</u>	Color Visual	pH Standard	S.C. mS/cm	Temp. Degrees C	Turbidity NTU	DO mg/l	ORP mV	Other NA
Time: <u>1530</u>	<u>GRAY BRN</u>	<u>6.7</u>	<u>—</u>	<u>—</u>	<u>—</u>	<u>—</u>	<u>—</u>	<u>—</u>
Method: <u>Hydropunch</u>								

PURGE DATA:

Date: <u>NA</u>								
Method: <u>NA</u>								
Monitor Reading (ppm):								
Well Casing Diameter & Material								
Type:								
Total Well Depth (TD):								
Static Water Level (WL):								
One Casing Volume(gal/L):								
Start Purge (hrs):								
End Purge (hrs):								
Total Purge Time (min):								
Total Vol. Purged (gal/L):								

SAMPLE COLLECTION INFORMATION: Strike thru analysis not required

Analysis	Preservative	Container Requirements	Collected
VOCs	HCL/4 DEG C	<u>2-40ml Glass Vials</u>	<input checked="" type="checkbox"/>
TOC	4 DEG C		

OBSERVATIONS / NOTES:

2" MW = 0.163 gal/ft

Sample taken at discreet intervals using a hydropunch sampler unless otherwise noted.

Not enough volume for water quality parameters
 Check box if not enough volume.

Used pH paper instead of water quality meter
 Check box if used pH paper.

Circle if Applicable:

MS/MSD	Duplicate ID No.:
--------	-------------------

Signature(s):

SJC



Tetra Tech NUS, Inc.

GROUNDWATER SAMPLE LOG SHEET

Page 1 of 1

Project Site Name: **BETHPAGE OU-2 OFFSITE GW**
Project No.: **112G00622**
PRE-DESIGN FIELD INVES

Sample ID No.: **BP-VPB129-GW-768**
Sample Location: **VPB-129**
Sampled By: **SJC**

- Domestic Well Data
- Monitoring Well Data
- Other Well Type: Vertical Profile Boring
- QA Sample Type: _____

C.O.C. No.: 028402
Type of Sample:
 Low Concentration
 High Concentration

SAMPLING DATA:									
Date:	Color	pH	S.C.	Temp.	Turbidity	DO	ORP	Other	
Time:	Visual	Standard	mS/cm	Degrees C	NTU	mg/l	mV	NA	
9/21/11	BRN	7.11	613	21.03	>999	9.71	78	-	
Method:	Hydropunch								

PURGE DATA:									
Date:	NA								
Method:	NA								
Monitor Reading (ppm):									
Well Casing Diameter & Material Type:									
Total Well Depth (TD):									
Static Water Level (WL):									
One Casing Volume(gal/L):									
Start Purge (hrs):									
End Purge (hrs):									
Total Purge Time (min):									
Total Vol. Purged (gal/L):									

SAMPLE COLLECTION INFORMATION: Strike thru analysis not required			
Analysis	Preservative	Container Requirements	Collected
VOCs	HCL/4 DEG C	2-40ml Glass Vials	<input checked="" type="checkbox"/>
TOC	4 DEG C		<input type="checkbox"/>

OBSERVATIONS / NOTES:
 2" MW = 0.163 gal/ft
 Sample taken at discreet intervals using a hydropunch sampler unless otherwise noted.

Not enough volume for water quality parameters
 Check box if not enough volume.

Used pH paper instead of water quality meter
 Check box if used pH paper.

DECENT SAMPLE - GOOD VOLUME - SCREEN EXPOSED 12"
 SAMPLE POSSIBLE MIX w/ MUD.

Circle if Applicable: _____ Signature(s): SJ Conti

MS/MSD	Duplicate ID No.:
--------	-------------------



Tetra Tech NUS, Inc.

GROUNDWATER SAMPLE LOG SHEET

Project Site Name: BETHPAGE OU-2 OFFSITE GW
 Project No.: 112G00622
PRE-DESIGN FIELD INVES

Sample ID No.: BP-VPB129-GW-788
 Sample Location: VPB-129
 Sampled By: SJC

- Domestic Well Data
 Monitoring Well Data
 Other Well Type: Vertical Profile Boring
 QA Sample Type: _____

C.O.C. No.: 028402
 Type of Sample:
 Low Concentration
 High Concentration

SAMPLING DATA:

Date:	Color	pH	S.C.	Temp.	Turbidity	DO	ORP	Other
Time:	Visual	Standard	mS/cm	Degrees C	NTU	mg/l	mV	NA
<u>9 / 21 / 11</u>	<u>BRN</u>	<u>6.98</u>	<u>+598</u>	<u>21.15</u>	<u>>999</u>	<u>9.08</u>	<u>57</u>	<u>—</u>
Method: <u>Hydropunch</u>								

PURGE DATA:

Date:	<u>NA</u>							
Method:	<u>NA</u>							
Monitor Reading (ppm):								
Well Casing Diameter & Material Type:								
Total Well Depth (TD):								
Static Water Level (WL):								
One Casing Volume(gal/L):								
Start Purge (hrs):								
End Purge (hrs):								
Total Purge Time (min):								
Total Vol. Purged (gal/L):								

SAMPLE COLLECTION INFORMATION: Strike thru analysis not required

Analysis	Preservative	Container Requirements	Collected
<u>VOCs</u>	<u>HCL/4 DEG C</u>	<u>2-40ml Glass Vials</u>	<input checked="" type="checkbox"/>
<u>TOC</u>	<u>4 DEG C</u>		

OBSERVATIONS / NOTES:

2" MW = 0.163 gal/ft

Sample taken at discreet intervals using a hydropunch sampler unless otherwise noted.

Not enough volume for water quality parameters
 Check box if not enough volume.

Used pH paper instead of water quality meter
 Check box if used pH paper.

TR- SANDY CLAY ON THE
 12" EXPOSED SCREEN OF
 H. P.
 POSSIBLE MIX W/ MUD

Circle if Applicable:		Signature(s): <u>SJC</u>
MS/MSD	Duplicate ID No.:	



Tetra Tech NUS, Inc.

GROUNDWATER SAMPLE LOG SHEET

Page 1 of 1

Project Site Name: BETHPAGE OU-2 OFFSITE GW
 Project No.: 112G00622
PRE-DESIGN FIELD INVES

Sample ID No.: SB
~~BP-VPB129-GW-808~~
 Sample Location: VPB-129
 Sampled By: SJC

- Domestic Well Data
 Monitoring Well Data
 Other Well Type: Vertical Profile Boring
 QA Sample Type: _____

C.O.C. No.: 028402
 Type of Sample:
 Low Concentration
 High Concentration

SAMPLING DATA:

Date:	<u>9/21/11</u>	Color	pH	S.C.	Temp.	Turbidity	DO	ORP	Other
Time:	<u>1420</u>	Visual	Standard	mS/cm	Degrees C	NTU	mg/l	mV	NA
Method:	<u>Hydropunch</u>	<u>GRAY</u>	<u>—</u>	<u>—</u>	<u>—</u>	<u>—</u>	<u>—</u>	<u>—</u>	<u>—</u>

PURGE DATA:

Date:	<u>NA</u>								
Method:	<u>NA</u>								
Monitor Reading (ppm):									
Well Casing Diameter & Material Type:									
Total Well Depth (TD):									
Static Water Level (WL):									
One Casing Volume(gal/L):									
Start Purge (hrs):									
End Purge (hrs):									
Total Purge Time (min):									
Total Vol. Purged (gal/L):									

SAMPLE COLLECTION INFORMATION: Strike thru analysis not required

Analysis	Preservative	Container Requirements	Collected
VOCs	<u>HCL/4 DEG C</u>	<u>2-40ml Glass Vials</u>	
TOC	<u>4 DEG C</u>	<u>1-8OZ</u>	<input checked="" type="checkbox"/>

OBSERVATIONS / NOTES:

2" MW = 0.163 gal/ft²

Sample taken at discreet intervals using a hydropunch sampler unless otherwise noted.

Not enough volume for water quality parameters
 Check box if not enough volume.

Used pH paper instead of water quality meter
 Check box if used pH paper.

Gray V. Dense Sandy CLAY, Clayey SAND - MOIST → WET
TOOK SPOON IN LIEU OF H.P. SAMPLE.

Circle if Applicable: _____ Signature(s): SJC Conti

MS/MSD	Duplicate ID No.:
--------	-------------------



Tetra Tech NUS, Inc.

GROUNDWATER SAMPLE LOG SHEET

Page 1 of 1

Project Site Name: BETHPAGE OU-2 OFFSITE GW
 Project No.: 112G00622
PRE-DESIGN FIELD INVES

Sample ID No.: BP-VPB129-GW-828
 Sample Location: VPB-129
 Sampled By: SJC

Domestic Well Data
 Monitoring Well Data
 Other Well Type: Vertical Profile Boring
 QA Sample Type: _____

C.O.C. No.: NA
 Type of Sample:
 Low Concentration
 High Concentration

SAMPLING DATA:

Date: <u>9/22/11</u>	Color	pH	S.C.	Temp.	Turbidity	DO	ORP	Other
Time: <u>0930</u>	Visual	Standard	mS/cm	Degrees C	NTU	mg/l	mV	NA
Method: <u>Hydropunch</u>	<u>GRAY</u>	<u>NA</u>	<u>NA</u>	<u>NA</u>	<u>NA</u>	<u>NA</u>	<u>NA</u>	<u>NA</u>

PURGE DATA:

Date:	NA							
Method:	NA							
Monitor Reading (ppm):								
Well Casing Diameter & Material Type:								
Total Well Depth (TD):								
Static Water Level (WL):								
One Casing Volume(gal/L):								
Start Purge (hrs):								
End Purge (hrs):								
Total Purge Time (min):								
Total Vol. Purged (gal/L):								

SAMPLE COLLECTION INFORMATION: Strike thru analysis not required

Analysis	Preservative	Container Requirements	Collected
VOCs	HCL/4 DEG C	2- 40ml Glass Vials	
TOC	4 DEG C		NO

OBSERVATIONS / NOTES:

2" MW = 0.163 gal/ft

Sample taken at discreet intervals using a hydropunch sampler unless otherwise noted.

Not enough volume for water quality parameters
 Check box if not enough volume.

Used pH paper instead of water quality meter
 Check box if used pH paper.

FOR LITHOLOGY ONLY
 Gray Clayey SAND
 Tr. Black Lignite PCS.
 MOIST → WET.

Circle if Applicable:

MS/MSD

Duplicate ID No.:

Signature(s):



Tetra Tech NUS, Inc.

GROUNDWATER SAMPLE LOG SHEET

Page 1 of 1

Project Site Name: BETHPAGE OU-2 OFFSITE GW
 Project No.: 112G00622
PRE-DESIGN FIELD INVES

Sample ID No.: BP-VPB129-GW-~~828~~⁸⁴⁸
 Sample Location: VPB-129
 Sampled By: SJC

Domestic Well Data
 Monitoring Well Data
 Other Well Type: Vertical Profile Boring
 QA Sample Type: _____

C.O.C. No.: 028402
 Type of Sample:
 Low Concentration
 High Concentration

SAMPLING DATA:

Date: <u>9/22/11</u>	Color	pH	S.C.	Temp.	Turbidity	DO	ORP	Other
Time: <u>1245</u>	Visual	Standard	mS/cm	Degrees C	NTU	mg/l	mV	NA
Method: <u>Hydropunch</u>	<u>GRAY</u>	<u>---</u>	<u>---</u>	<u>---</u>	<u>---</u>	<u>---</u>	<u>---</u>	<u>---</u>

PURGE DATA:

Date: NA								
Method: NA								
Monitor Reading (ppm):								
Well Casing Diameter & Material								
Type:								
Total Well Depth (TD):								
Static Water Level (WL):								
One Casing Volume(gal/L):								
Start Purge (hrs):								
End Purge (hrs):								
Total Purge Time (min):								
Total Vol. Purged (gal/L):								

SAMPLE COLLECTION INFORMATION: Strike thru analysis not required

Analysis	Preservative	Container Requirements	Collected
VOCs	HCL/4 DEG C	2- 40ml Glass Vials	<input checked="" type="checkbox"/>
TOC	4 DEG C		<input type="checkbox"/>

OBSERVATIONS / NOTES:

2" MW = 0.163 gal/ft -

Sample taken at discreet intervals using a hydropunch sampler unless otherwise noted.

Not enough volume for water quality parameters
 Check box if not enough volume.

Used pH paper instead of water quality meter
 Check box if used pH paper. NA

ONLY 1 VIAL
 SCREEN EXPOSED 12"
 CLAYEY SAND ON SCREEN

Circle if Applicable:		Signature(s):
MS/MSD	Duplicate ID No.:	



QA SAMPLE LOG SHEET

Project Site Name: BETHPAGE OU-2 OFFSITE Sample ID No.: BP-VPB-TB-082411
 Project Number: 112G00622 Sampled By: SJC
 Sample Location: _____ C.O.C. Number: 028466
 QA Sample Type:
 Trip Blank Rinsate Blank
 Source Water Blank Other Blank _____

SAMPLING DATA:	WATER SOURCE:
----------------	---------------

Date: <u>8/24/11</u> Time: <u>1400</u> Method: <u>LAB</u>	<input checked="" type="checkbox"/> Laboratory Prepared <input type="checkbox"/> Tap <input type="checkbox"/> Purchased <input type="checkbox"/> Fire Hydrant <input type="checkbox"/> Other _____
---	--

PURCHASED WATER INFORMATION (If Applicable as Source or Rinsate Water):	RINSATE INFORMATION (If Applicable):
--	---

Product Name: _____ Supplier: _____ Manufacturer: _____ Order Number: _____ Lot Number: _____ Expiration Date: _____	Media Type: _____ Equipment Used: _____ Equipment Type: <input type="checkbox"/> Dedicated <input type="checkbox"/> Reusable
---	--

SAMPLE COLLECTION INFORMATION:

Analysis	Preservative	Container Requirements	Collected
VOCs	Cool 4°C /HCL	<u>2-40</u> ml GLASS VIALS	<u>YES</u> / NO

OBSERVATIONS / NOTES:

Signature(s):



QA SAMPLE LOG SHEET

Project Site Name: BETHPAGE OU-2 OFFSITE Sample ID No.: BP-VPB-TB--082611
 Project Number: 112G00622 Sampled By: SJC
 Sample Location: _____ C.O.C. Number: 028467
 QA Sample Type:
 Trip Blank Rinsate Blank
 Source Water Blank Other Blank _____

SAMPLING DATA:	WATER SOURCE:
Date: <u>8/26/11</u> Time: <u>0830</u> Method: <u>NA</u>	<input checked="" type="checkbox"/> Laboratory Prepared <input type="checkbox"/> Tap <input type="checkbox"/> Purchased <input type="checkbox"/> Fire Hydrant <input type="checkbox"/> Other _____

PURCHASED WATER INFORMATION (If Applicable as Source or Rinsate Water):	RINSATE INFORMATION (If Applicable):
Product Name: _____ Supplier: _____ Manufacturer: _____ Order Number: _____ Lot Number: _____ Expiration Date: _____	Media Type: _____ Equipment Used: _____ Equipment Type: <input type="checkbox"/> Dedicated <input type="checkbox"/> Reusable

SAMPLE COLLECTION INFORMATION:			
Analysis	Preservative	Container Requirements	Collected
VOCs	Cool 4°C /HCL	<u>2</u> 40 ml GLASS VIALS	<u>YES</u> NO

OBSERVATIONS / NOTES:

Signature(s):



QA SAMPLE LOG SHEET

Project Site Name: BETHPAGE OU-2 OFFSITE Sample ID No.: BP-VPB-TB-083111
 Project Number: 112G00622 Sampled By: SJC
 Sample Location: _____ C.O.C. Number: 028468
 QA Sample Type:
 Trip Blank Rinsate Blank
 Source Water Blank Other Blank _____

SAMPLING DATA:	WATER SOURCE:
Date: <u>8/31/11</u>	<input checked="" type="checkbox"/> Laboratory Prepared <input type="checkbox"/> Tap
Time: <u>0900</u>	<input type="checkbox"/> Purchased <input type="checkbox"/> Fire Hydrant
Method: <u>NA</u>	<input type="checkbox"/> Other _____

PURCHASED WATER INFORMATION (If Applicable as Source or Rinsate Water):	RINSATE INFORMATION (If Applicable):
Product Name: _____	Media Type: _____
Supplier: _____	Equipment Used: _____
Manufacturer: _____	Equipment Type: <input type="checkbox"/> Dedicated
Order Number: _____	<input type="checkbox"/> Reusable
Lot Number: _____	
Expiration Date: _____	

SAMPLE COLLECTION INFORMATION:			
Analysis	Preservative	Container Requirements	Collected
VOCs	Cool 4°C /HCL	<u>2</u> -40 ml GLASS VIALS	<u>YES</u> / NO

OBSERVATIONS / NOTES:

Signature(s): SJC Contic



QA SAMPLE LOG SHEET

Project Site Name: BETHPAGE OU-2 OFFSITE Sample ID No.: BP-VPB-TB-090611
 Project Number: 112G00622 Sampled By: SJC
 Sample Location: _____ C.O.C. Number: 028401
 QA Sample Type:
 Trip Blank Rinsate Blank
 Source Water Blank Other Blank _____

SAMPLING DATA:	WATER SOURCE:
Date: <u>9-6-11</u>	<input checked="" type="checkbox"/> Laboratory Prepared <input type="checkbox"/> Tap
Time: <u>1000</u>	<input type="checkbox"/> Purchased <input type="checkbox"/> Fire Hydrant
Method: <u>NA</u>	<input type="checkbox"/> Other _____

PURCHASED WATER INFORMATION (If Applicable as Source or Rinsate Water):	RINSATE INFORMATION (If Applicable):
Product Name: _____	Media Type: _____
Supplier: _____	Equipment Used: _____
Manufacturer: _____	Equipment Type: <input type="checkbox"/> Dedicated
Order Number: _____	<input type="checkbox"/> Reusable
Lot Number: _____	
Expiration Date: _____	

SAMPLE COLLECTION INFORMATION:			
Analysis	Preservative	Container Requirements	Collected
VOCs	Cool 4°C /HCL	<u>2-40 ml GLASS VIALS</u>	<u>YES</u> / NO

OBSERVATIONS / NOTES:

Signature(s): SJ Conti



QA SAMPLE LOG SHEET

Project Site Name: BETHPAGE OU-2 OFFSITE Sample ID No.: BP-VPB-TB-091211
 Project Number: 112G00622 Sampled By: SJC
 Sample Location: _____ C.O.C. Number: 028404
 QA Sample Type:
 Trip Blank Rinsate Blank
 Source Water Blank Other Blank _____

SAMPLING DATA:

Date: 9/12/11
 Time: 1030
 Method: NA

WATER SOURCE:

Laboratory Prepared Tap
 Purchased Fire Hydrant
 Other _____

**PURCHASED WATER INFORMATION
(If Applicable as Source or Rinsate Water):**

Product Name: _____
 Supplier: _____
 Manufacturer: _____
 Order Number: _____
 Lot Number: _____
 Expiration Date: _____

**RINSATE INFORMATION
(If Applicable):**

Media Type: _____
 Equipment Used: _____
 Equipment Type:
 Dedicated
 Reusable

SAMPLE COLLECTION INFORMATION:

Analysis	Preservative	Container Requirements	Collected
VOCs	Cool 4°C /HCL	<u>2-40</u> ml GLASS VIALS	<u>YES</u> / NO

OBSERVATIONS / NOTES:

Signature(s): SJC



Tetra Tech NUS, Inc.

GROUNDWATER SAMPLE LOG SHEET

Page 1 of 1

Project Site Name: BETHPAGE OU-2 OFFSITE GW Sample ID No.: BP-VPB129-GW-090811
 Project No.: 112G00622 Sample Location: VPB-129
PRE-DESIGN FIELD INVES Sampled By: SJC

Domestic Well Data
 Monitoring Well Data
 Other Well Type: Vertical Profile Boring
 QA Sample Type: _____

C.O.C. No.: 028401
 Type of Sample:
 Low Concentration
 High Concentration

SAMPLING DATA:									
Date:	Color	pH	S.C.	Temp.	Turbidity	DO	ORP	Other	
Time:	Visual	Standard	mS/cm	Degrees C	NTU	mg/l	mV	NA	
<u>9/8/11</u>	<u>CLEAR</u>	<u>6.73</u>	<u>194</u>	<u>22.91</u>	<u>1.38</u>	<u>5.05</u>	<u>510</u>	<u>—</u>	

PURGE DATA:									
Date:	NA								
Method:	NA								
Monitor Reading (ppm):									
Well Casing Diameter & Material Type:									
Total Well Depth (TD):									
Static Water Level (WL):									
One Casing Volume(gal/L):									
Start Purge (hrs):									
End Purge (hrs):									
Total Purge Time (min):									
Total Vol. Purged (gal/L):									

SAMPLE COLLECTION INFORMATION: Strike thru analysis not required			
Analysis	Preservative	Container Requirements	Collected
VOCs	HCL/4 DEG C	<u>2-40ml Glass Vials</u>	<input checked="" type="checkbox"/>
TOC	4 DEG C		

OBSERVATIONS / NOTES:
 2" MW = 0.163 gal/ft

Sample taken at discreet intervals using a hydropunch sampler unless otherwise noted.

Not enough volume for water quality parameters
 Check box if not enough volume.

Used pH paper instead of water quality meter
 Check box if used pH paper.

**SOURCE WATER
 HYDRANT - RUN
 THRU HOSE AT RIG.**

Circle if Applicable:		Signature(s): <u>SJC</u>
MS/MSD	Duplicate ID No.:	



Tetra Tech NUS, Inc.

GROUNDWATER SAMPLE LOG SHEET

Page 1 of 1

Project Site Name: BETHPAGE OU-2 OFFSITE GW
 Project No.: 112G00622
PRE-DESIGN FIELD INVES

Sample ID No.: BP-VPB129-^{DM}GW-140
 Sample Location: VPB-129
 Sampled By: SJC

- Domestic Well Data
- Monitoring Well Data
- Other Well Type: Vertical Profile Boring
- QA Sample Type: _____

C.O.C. No.: 028404
 Type of Sample:
 Low Concentration
 High Concentration

SAMPLING DATA:

Date: <u>9 / 14 / 11</u>	Color Visual	pH Standard	S.C. mS/cm	Temp. Degrees C	Turbidity NTU	DO mg/l	ORP mV	Other NA
Time: <u>1100</u>	<u>BRN</u>	<u>7</u>	<u>—</u>	<u>—</u>	<u>—</u>	<u>—</u>	<u>—</u>	<u>—</u>
Method: <u>Hydropunch</u>								

PURGE DATA:

Date: <u>NA</u>								
Method: <u>NA</u>								
Monitor Reading (ppm):								
Well Casing Diameter & Material								
Type:								
Total Well Depth (TD):								
Static Water Level (WL):								
One Casing Volume(gal/L):								
Start Purge (hrs):								
End Purge (hrs):								
Total Purge Time (min):								
Total Vol. Purged (gal/L):								

SAMPLE COLLECTION INFORMATION: Strike thru analysis not required

Analysis	Preservative	Container Requirements	Collected
VOCs	HCL/4 DEG C	<u>2.4</u> 40ml Glass Vials	<input checked="" type="checkbox"/>
TOC	4 DEG C		

OBSERVATIONS / NOTES:

2" MW = 0.163 gal/ft

Sample taken at discreet intervals using a hydropunch sampler unless otherwise noted.

Not enough volume for water quality parameters
 Check box if not enough volume. NA

Used pH paper instead of water quality meter
 Check box if used pH paper.

Sample of Drilling Mud ~ 140' - After Re-Inserting tools following collapse of boring.

Circle if Applicable:

MS/MSD	Duplicate ID No.:
--------	-------------------

Signature(s):

SJC

Section 4
VPB 129 Analytical Data Sheets
(Chemtech and AirToxics)

Report of Analysis

Client:	Tetra Tech NUS, Inc.	Date Collected:	08/24/11
Project:	Bethpage CTO-066	Date Received:	08/26/11
Client Sample ID:	BP-VPB129-GW-058	SDG No.:	C3519
Lab Sample ID:	C3519-02	Matrix:	WATER
Analytical Method:	SW8260B	% Moisture:	100
Sample Wt/Vol:	5 Units: mL	Final Vol:	5000 uL
Soil Aliquot Vol:	uL	Test:	VOC-TCLVOA-10
GC Column:	RTX-VMS ID : 0.18	Level :	LOW

File ID/Qc Batch:	Dilution:	Prep Date	Date Analyzed	Prep Batch ID
VG037062.D	1		08/30/11	VG083011

CAS Number	Parameter	Conc.	Qualifier	MDL	LOQ / CRQL	Units
TARGETS						
75-71-8	Dichlorodifluoromethane	0.5	U	0.2	1	ug/L
74-87-3	Chloromethane	0.75	J	0.2	1	ug/L
75-01-4	Vinyl Chloride	0.5	U	0.34	1	ug/L
74-83-9	Bromomethane	0.5	U	0.2	1	ug/L
75-00-3	Chloroethane	0.5	U	0.2	1	ug/L
75-69-4	Trichlorofluoromethane	0.5	U	0.35	1	ug/L
76-13-1	1,1,2-Trichlorotrifluoroethane	0.5	U	0.45	1	ug/L
75-35-4	1,1-Dichloroethene	0.5	U	0.47	1	ug/L
67-64-1	Acetone	2.5	U	0.5	5	ug/L
75-15-0	Carbon Disulfide	0.5	U	0.2	1	ug/L
1634-04-4	Methyl tert-butyl Ether	0.5	U	0.35	1	ug/L
79-20-9	Methyl Acetate	0.5	U	0.2	1	ug/L
75-09-2	Methylene Chloride	0.5	U	0.41	1	ug/L
156-60-5	trans-1,2-Dichloroethene	0.5	U	0.41	1	ug/L
75-34-3	1,1-Dichloroethane	0.5	U	0.36	1	ug/L
110-82-7	Cyclohexane	0.5	U	0.2	1	ug/L
78-93-3	2-Butanone	2.5	U	1.3	5	ug/L
56-23-5	Carbon Tetrachloride	0.5	U	0.2	1	ug/L
156-59-2	cis-1,2-Dichloroethene	0.5	U	0.35	1	ug/L
67-66-3	Chloroform	1.5		0.34	1	ug/L
71-55-6	1,1,1-Trichloroethane	0.5	U	0.4	1	ug/L
108-87-2	Methylcyclohexane	0.5	U	0.2	1	ug/L
71-43-2	Benzene	0.5	U	0.32	1	ug/L
107-06-2	1,2-Dichloroethane	0.5	U	0.48	1	ug/L
79-01-6	Trichloroethene	0.5	U	0.28	1	ug/L
78-87-5	1,2-Dichloropropane	0.5	U	0.46	1	ug/L
75-27-4	Bromodichloromethane	0.5	U	0.36	1	ug/L
108-10-1	4-Methyl-2-Pentanone	2.5	U	2.1	5	ug/L
108-88-3	Toluene	0.5	U	0.37	1	ug/L
10061-02-6	t-1,3-Dichloropropene	0.5	U	0.29	1	ug/L
10061-01-5	cis-1,3-Dichloropropene	0.5	U	0.31	1	ug/L

Report of Analysis

Client:	Tetra Tech NUS, Inc.	Date Collected:	08/24/11
Project:	Bethpage CTO-066	Date Received:	08/26/11
Client Sample ID:	BP-VPB129-GW-058	SDG No.:	C3519
Lab Sample ID:	C3519-02	Matrix:	WATER
Analytical Method:	SW8260B	% Moisture:	100
Sample Wt/Vol:	5 Units: mL	Final Vol:	5000 uL
Soil Aliquot Vol:	uL	Test:	VOC-TCLVOA-10
GC Column:	RTX-VMS ID : 0.18	Level :	LOW

File ID/Qc Batch:	Dilution:	Prep Date	Date Analyzed	Prep Batch ID
VG037062.D	1		08/30/11	VG083011

CAS Number	Parameter	Conc.	Qualifier	MDL	LOQ / CRQL	Units
79-00-5	1,1,2-Trichloroethane	0.5	U	0.38	1	ug/L
591-78-6	2-Hexanone	2.5	U	1.9	5	ug/L
124-48-1	Dibromochloromethane	0.5	U	0.2	1	ug/L
106-93-4	1,2-Dibromoethane	0.5	U	0.41	1	ug/L
127-18-4	Tetrachloroethene	0.5	U	0.27	1	ug/L
108-90-7	Chlorobenzene	0.5	U	0.49	1	ug/L
100-41-4	Ethyl Benzene	0.5	U	0.2	1	ug/L
179601-23-1	m/p-Xylenes	1	U	0.95	2	ug/L
95-47-6	o-Xylene	0.5	U	0.43	1	ug/L
100-42-5	Styrene	0.5	U	0.36	1	ug/L
75-25-2	Bromoform	0.5	U	0.47	1	ug/L
98-82-8	Isopropylbenzene	0.5	U	0.45	1	ug/L
79-34-5	1,1,2,2-Tetrachloroethane	0.5	U	0.31	1	ug/L
541-73-1	1,3-Dichlorobenzene	0.5	U	0.43	1	ug/L
106-46-7	1,4-Dichlorobenzene	0.5	U	0.32	1	ug/L
95-50-1	1,2-Dichlorobenzene	0.5	U	0.45	1	ug/L
96-12-8	1,2-Dibromo-3-Chloropropane	0.5	U	0.46	1	ug/L
120-82-1	1,2,4-Trichlorobenzene	0.5	U	0.2	1	ug/L
SURROGATES						
17060-07-0	1,2-Dichloroethane-d4	52.5		70 - 120	105%	SPK: 50
1868-53-7	Dibromofluoromethane	54.8		85 - 115	110%	SPK: 50
2037-26-5	Toluene-d8	53.2		85 - 120	106%	SPK: 50
460-00-4	4-Bromofluorobenzene	62.7	*	75 - 120	125%	SPK: 50
INTERNAL STANDARDS						
363-72-4	Pentafluorobenzene	650808	3.92			
540-36-3	1,4-Difluorobenzene	990634	4.73			
3114-55-4	Chlorobenzene-d5	1111290	9.7			
3855-82-1	1,4-Dichlorobenzene-d4	527880	13.4			

Report of Analysis

Client:	Tetra Tech NUS, Inc.	Date Collected:	08/25/11
Project:	Bethpage CTO-066	Date Received:	08/26/11
Client Sample ID:	BP-VPB129-GW-103	SDG No.:	C3519
Lab Sample ID:	C3519-03	Matrix:	WATER
Analytical Method:	SW8260B	% Moisture:	100
Sample Wt/Vol:	5 Units: mL	Final Vol:	5000 uL
Soil Aliquot Vol:	uL	Test:	VOC-TCLVOA-10
GC Column:	RTX-VMS ID : 0.18	Level :	LOW

File ID/Qc Batch:	Dilution:	Prep Date	Date Analyzed	Prep Batch ID
VG037063.D	1		08/30/11	VG083011

CAS Number	Parameter	Conc.	Qualifier	MDL	LOQ / CRQL	Units
TARGETS						
75-71-8	Dichlorodifluoromethane	0.5	U	0.2	1	ug/L
74-87-3	Chloromethane	0.5	U	0.2	1	ug/L
75-01-4	Vinyl Chloride	0.5	U	0.34	1	ug/L
74-83-9	Bromomethane	0.5	U	0.2	1	ug/L
75-00-3	Chloroethane	0.5	U	0.2	1	ug/L
75-69-4	Trichlorofluoromethane	0.5	U	0.35	1	ug/L
76-13-1	1,1,2-Trichlorotrifluoroethane	0.5	U	0.45	1	ug/L
75-35-4	1,1-Dichloroethene	0.5	U	0.47	1	ug/L
67-64-1	Acetone	5.2		0.5	5	ug/L
75-15-0	Carbon Disulfide	0.5	U	0.2	1	ug/L
1634-04-4	Methyl tert-butyl Ether	0.5	U	0.35	1	ug/L
79-20-9	Methyl Acetate	0.5	U	0.2	1	ug/L
75-09-2	Methylene Chloride	0.5	U	0.41	1	ug/L
156-60-5	trans-1,2-Dichloroethene	0.5	U	0.41	1	ug/L
75-34-3	1,1-Dichloroethane	0.5	U	0.36	1	ug/L
110-82-7	Cyclohexane	0.5	U	0.2	1	ug/L
78-93-3	2-Butanone	2.5	U	1.3	5	ug/L
56-23-5	Carbon Tetrachloride	0.5	U	0.2	1	ug/L
156-59-2	cis-1,2-Dichloroethene	0.5	U	0.35	1	ug/L
67-66-3	Chloroform	0.5	U	0.34	1	ug/L
71-55-6	1,1,1-Trichloroethane	0.5	U	0.4	1	ug/L
108-87-2	Methylcyclohexane	0.5	U	0.2	1	ug/L
71-43-2	Benzene	0.5	U	0.32	1	ug/L
107-06-2	1,2-Dichloroethane	0.5	U	0.48	1	ug/L
79-01-6	Trichloroethene	0.5	U	0.28	1	ug/L
78-87-5	1,2-Dichloropropane	0.5	U	0.46	1	ug/L
75-27-4	Bromodichloromethane	0.5	U	0.36	1	ug/L
108-10-1	4-Methyl-2-Pentanone	2.5	U	2.1	5	ug/L
108-88-3	Toluene	0.5	U	0.37	1	ug/L
10061-02-6	t-1,3-Dichloropropene	0.5	U	0.29	1	ug/L
10061-01-5	cis-1,3-Dichloropropene	0.5	U	0.31	1	ug/L

Report of Analysis

Client:	Tetra Tech NUS, Inc.	Date Collected:	08/25/11
Project:	Bethpage CTO-066	Date Received:	08/26/11
Client Sample ID:	BP-VPB129-GW-103	SDG No.:	C3519
Lab Sample ID:	C3519-03	Matrix:	WATER
Analytical Method:	SW8260B	% Moisture:	100
Sample Wt/Vol:	5 Units: mL	Final Vol:	5000 uL
Soil Aliquot Vol:	uL	Test:	VOC-TCLVOA-10
GC Column:	RTX-VMS ID : 0.18	Level :	LOW

File ID/Qc Batch:	Dilution:	Prep Date	Date Analyzed	Prep Batch ID
VG037063.D	1		08/30/11	VG083011

CAS Number	Parameter	Conc.	Qualifier	MDL	LOQ / CRQL	Units
79-00-5	1,1,2-Trichloroethane	0.5	U	0.38	1	ug/L
591-78-6	2-Hexanone	2.5	U	1.9	5	ug/L
124-48-1	Dibromochloromethane	0.5	U	0.2	1	ug/L
106-93-4	1,2-Dibromoethane	0.5	U	0.41	1	ug/L
127-18-4	Tetrachloroethene	0.5	U	0.27	1	ug/L
108-90-7	Chlorobenzene	0.5	U	0.49	1	ug/L
100-41-4	Ethyl Benzene	0.5	U	0.2	1	ug/L
179601-23-1	m/p-Xylenes	1	U	0.95	2	ug/L
95-47-6	o-Xylene	0.5	U	0.43	1	ug/L
100-42-5	Styrene	0.5	U	0.36	1	ug/L
75-25-2	Bromoform	0.5	U	0.47	1	ug/L
98-82-8	Isopropylbenzene	0.5	U	0.45	1	ug/L
79-34-5	1,1,2,2-Tetrachloroethane	0.5	U	0.31	1	ug/L
541-73-1	1,3-Dichlorobenzene	0.5	U	0.43	1	ug/L
106-46-7	1,4-Dichlorobenzene	0.5	U	0.32	1	ug/L
95-50-1	1,2-Dichlorobenzene	0.5	U	0.45	1	ug/L
96-12-8	1,2-Dibromo-3-Chloropropane	0.5	U	0.46	1	ug/L
120-82-1	1,2,4-Trichlorobenzene	0.5	U	0.2	1	ug/L
SURROGATES						
17060-07-0	1,2-Dichloroethane-d4	51.5		70 - 120	103%	SPK: 50
1868-53-7	Dibromofluoromethane	55.5		85 - 115	111%	SPK: 50
2037-26-5	Toluene-d8	47.5		85 - 120	95%	SPK: 50
460-00-4	4-Bromofluorobenzene	61.2	*	75 - 120	122%	SPK: 50
INTERNAL STANDARDS						
363-72-4	Pentafluorobenzene	652017	3.92			
540-36-3	1,4-Difluorobenzene	965404	4.73			
3114-55-4	Chlorobenzene-d5	1106620	9.69			
3855-82-1	1,4-Dichlorobenzene-d4	512560	13.39			

Report of Analysis

Client:	Tetra Tech NUS, Inc.	Date Collected:	08/25/11
Project:	Bethpage CTO-066	Date Received:	08/26/11
Client Sample ID:	BP-VPB129-GW-148	SDG No.:	C3519
Lab Sample ID:	C3519-04	Matrix:	WATER
Analytical Method:	SW8260B	% Moisture:	100
Sample Wt/Vol:	5 Units: mL	Final Vol:	5000 uL
Soil Aliquot Vol:	uL	Test:	VOC-TCLVOA-10
GC Column:	RTX-VMS ID : 0.18	Level :	LOW

File ID/Qc Batch:	Dilution:	Prep Date	Date Analyzed	Prep Batch ID
VG037076.D	1		08/31/11	VG083011

CAS Number	Parameter	Conc.	Qualifier	MDL	LOQ / CRQL	Units
TARGETS						
75-71-8	Dichlorodifluoromethane	0.5	U	0.2	1	ug/L
74-87-3	Chloromethane	0.72	J	0.2	1	ug/L
75-01-4	Vinyl Chloride	0.5	U	0.34	1	ug/L
74-83-9	Bromomethane	0.5	U	0.2	1	ug/L
75-00-3	Chloroethane	0.5	U	0.2	1	ug/L
75-69-4	Trichlorofluoromethane	0.5	U	0.35	1	ug/L
76-13-1	1,1,2-Trichlorotrifluoroethane	0.5	U	0.45	1	ug/L
75-35-4	1,1-Dichloroethene	0.6	J	0.47	1	ug/L
67-64-1	Acetone	2.5	U	0.5	5	ug/L
75-15-0	Carbon Disulfide	0.5	U	0.2	1	ug/L
1634-04-4	Methyl tert-butyl Ether	3.7		0.35	1	ug/L
79-20-9	Methyl Acetate	0.5	U	0.2	1	ug/L
75-09-2	Methylene Chloride	0.5	U	0.41	1	ug/L
156-60-5	trans-1,2-Dichloroethene	0.5	U	0.41	1	ug/L
75-34-3	1,1-Dichloroethane	1.9		0.36	1	ug/L
110-82-7	Cyclohexane	0.5	U	0.2	1	ug/L
78-93-3	2-Butanone	2.5	U	1.3	5	ug/L
56-23-5	Carbon Tetrachloride	0.5	U	0.2	1	ug/L
156-59-2	cis-1,2-Dichloroethene	1.6		0.35	1	ug/L
67-66-3	Chloroform	0.5	U	0.34	1	ug/L
71-55-6	1,1,1-Trichloroethane	0.5	U	0.4	1	ug/L
108-87-2	Methylcyclohexane	0.5	U	0.2	1	ug/L
71-43-2	Benzene	0.64	J	0.32	1	ug/L
107-06-2	1,2-Dichloroethane	9.8		0.48	1	ug/L
79-01-6	Trichloroethene	10		0.28	1	ug/L
78-87-5	1,2-Dichloropropane	0.5	U	0.46	1	ug/L
75-27-4	Bromodichloromethane	0.5	U	0.36	1	ug/L
108-10-1	4-Methyl-2-Pentanone	2.5	U	2.1	5	ug/L
108-88-3	Toluene	0.5	U	0.37	1	ug/L
10061-02-6	t-1,3-Dichloropropene	0.5	U	0.29	1	ug/L
10061-01-5	cis-1,3-Dichloropropene	0.5	U	0.31	1	ug/L

Report of Analysis

Client:	Tetra Tech NUS, Inc.	Date Collected:	08/25/11
Project:	Bethpage CTO-066	Date Received:	08/26/11
Client Sample ID:	BP-VPB129-GW-148	SDG No.:	C3519
Lab Sample ID:	C3519-04	Matrix:	WATER
Analytical Method:	SW8260B	% Moisture:	100
Sample Wt/Vol:	5 Units: mL	Final Vol:	5000 uL
Soil Aliquot Vol:	uL	Test:	VOC-TCLVOA-10
GC Column:	RTX-VMS ID : 0.18	Level :	LOW

File ID/Qc Batch:	Dilution:	Prep Date	Date Analyzed	Prep Batch ID
VG037076.D	1		08/31/11	VG083011

CAS Number	Parameter	Conc.	Qualifier	MDL	LOQ / CRQL	Units
79-00-5	1,1,2-Trichloroethane	0.5	U	0.38	1	ug/L
591-78-6	2-Hexanone	2.5	U	1.9	5	ug/L
124-48-1	Dibromochloromethane	0.5	U	0.2	1	ug/L
106-93-4	1,2-Dibromoethane	0.5	U	0.41	1	ug/L
127-18-4	Tetrachloroethene	2		0.27	1	ug/L
108-90-7	Chlorobenzene	0.5	U	0.49	1	ug/L
100-41-4	Ethyl Benzene	0.5	U	0.2	1	ug/L
179601-23-1	m/p-Xylenes	1	U	0.95	2	ug/L
95-47-6	o-Xylene	0.5	U	0.43	1	ug/L
100-42-5	Styrene	0.5	U	0.36	1	ug/L
75-25-2	Bromoform	0.5	U	0.47	1	ug/L
98-82-8	Isopropylbenzene	0.5	U	0.45	1	ug/L
79-34-5	1,1,2,2-Tetrachloroethane	0.5	U	0.31	1	ug/L
541-73-1	1,3-Dichlorobenzene	0.5	U	0.43	1	ug/L
106-46-7	1,4-Dichlorobenzene	0.5	U	0.32	1	ug/L
95-50-1	1,2-Dichlorobenzene	0.5	U	0.45	1	ug/L
96-12-8	1,2-Dibromo-3-Chloropropane	0.5	U	0.46	1	ug/L
120-82-1	1,2,4-Trichlorobenzene	0.5	U	0.2	1	ug/L
SURROGATES						
17060-07-0	1,2-Dichloroethane-d4	52		70 - 120	104%	SPK: 50
1868-53-7	Dibromofluoromethane	56.2		85 - 115	112%	SPK: 50
2037-26-5	Toluene-d8	48.3		85 - 120	97%	SPK: 50
460-00-4	4-Bromofluorobenzene	63.2	*	75 - 120	126%	SPK: 50
INTERNAL STANDARDS						
363-72-4	Pentafluorobenzene	600366	3.92			
540-36-3	1,4-Difluorobenzene	893861	4.73			
3114-55-4	Chlorobenzene-d5	1002100	9.7			
3855-82-1	1,4-Dichlorobenzene-d4	469691	13.41			
TENTATIVE IDENTIFIED COMPOUNDS						
75-65-0	Tert butyl alcohol	10	J		2.06	ug/L
108-20-3	Diisopropyl ether	3.6	J		2.23	ug/L

Report of Analysis

Client:	Tetra Tech NUS, Inc.	Date Collected:	08/26/11
Project:	Bethpage CTO-066	Date Received:	08/31/11
Client Sample ID:	BP-VPB129-GW-188	SDG No.:	C3548
Lab Sample ID:	C3548-02	Matrix:	WATER
Analytical Method:	SW8260B	% Moisture:	100
Sample Wt/Vol:	5 Units: mL	Final Vol:	5000 uL
Soil Aliquot Vol:	uL	Test:	VOC-TCLVOA-10
GC Column:	RTX-VMS ID : 0.18	Level :	LOW

File ID/Qc Batch:	Dilution:	Prep Date	Date Analyzed	Prep Batch ID
VG037207.D	1		09/06/11	VG090611

CAS Number	Parameter	Conc.	Qualifier	MDL	LOQ / CRQL	Units
TARGETS						
75-71-8	Dichlorodifluoromethane	0.5	U	0.2	1	ug/L
74-87-3	Chloromethane	0.5	U	0.2	1	ug/L
75-01-4	Vinyl Chloride	0.5	U	0.34	1	ug/L
74-83-9	Bromomethane	0.5	U	0.2	1	ug/L
75-00-3	Chloroethane	0.5	U	0.2	1	ug/L
75-69-4	Trichlorofluoromethane	0.5	U	0.35	1	ug/L
76-13-1	1,1,2-Trichlorotrifluoroethane	0.5	U	0.45	1	ug/L
75-35-4	1,1-Dichloroethene	0.5	U	0.47	1	ug/L
67-64-1	Acetone	2.5	U	0.5	5	ug/L
75-15-0	Carbon Disulfide	0.5	U	0.2	1	ug/L
1634-04-4	Methyl tert-butyl Ether	35		0.35	1	ug/L
79-20-9	Methyl Acetate	0.5	U	0.2	1	ug/L
75-09-2	Methylene Chloride	0.5	U	0.41	1	ug/L
156-60-5	trans-1,2-Dichloroethene	0.5	U	0.41	1	ug/L
75-34-3	1,1-Dichloroethane	0.5	U	0.36	1	ug/L
110-82-7	Cyclohexane	0.5	U	0.2	1	ug/L
78-93-3	2-Butanone	2.5	U	1.3	5	ug/L
56-23-5	Carbon Tetrachloride	0.5	U	0.2	1	ug/L
156-59-2	cis-1,2-Dichloroethene	0.5	U	0.35	1	ug/L
67-66-3	Chloroform	0.69	J	0.34	1	ug/L
71-55-6	1,1,1-Trichloroethane	0.5	U	0.4	1	ug/L
108-87-2	Methylcyclohexane	0.5	U	0.2	1	ug/L
71-43-2	Benzene	0.5	U	0.32	1	ug/L
107-06-2	1,2-Dichloroethane	0.5	U	0.48	1	ug/L
79-01-6	Trichloroethene	19		0.28	1	ug/L
78-87-5	1,2-Dichloropropane	0.5	U	0.46	1	ug/L
75-27-4	Bromodichloromethane	0.5	U	0.36	1	ug/L
108-10-1	4-Methyl-2-Pentanone	2.5	U	2.1	5	ug/L
108-88-3	Toluene	0.5	U	0.37	1	ug/L
10061-02-6	t-1,3-Dichloropropene	0.5	U	0.29	1	ug/L
10061-01-5	cis-1,3-Dichloropropene	0.5	U	0.31	1	ug/L

Report of Analysis

Client:	Tetra Tech NUS, Inc.	Date Collected:	08/26/11
Project:	Bethpage CTO-066	Date Received:	08/31/11
Client Sample ID:	BP-VPB129-GW-188	SDG No.:	C3548
Lab Sample ID:	C3548-02	Matrix:	WATER
Analytical Method:	SW8260B	% Moisture:	100
Sample Wt/Vol:	5 Units: mL	Final Vol:	5000 uL
Soil Aliquot Vol:	uL	Test:	VOC-TCLVOA-10
GC Column:	RTX-VMS ID : 0.18	Level :	LOW

File ID/Qc Batch:	Dilution:	Prep Date	Date Analyzed	Prep Batch ID
VG037207.D	1		09/06/11	VG090611

CAS Number	Parameter	Conc.	Qualifier	MDL	LOQ / CRQL	Units
79-00-5	1,1,2-Trichloroethane	0.5	U	0.38	1	ug/L
591-78-6	2-Hexanone	2.5	U	1.9	5	ug/L
124-48-1	Dibromochloromethane	0.5	U	0.2	1	ug/L
106-93-4	1,2-Dibromoethane	0.5	U	0.41	1	ug/L
127-18-4	Tetrachloroethene	0.76	J	0.27	1	ug/L
108-90-7	Chlorobenzene	0.5	U	0.49	1	ug/L
100-41-4	Ethyl Benzene	0.5	U	0.2	1	ug/L
179601-23-1	m/p-Xylenes	1	U	0.95	2	ug/L
95-47-6	o-Xylene	0.5	U	0.43	1	ug/L
100-42-5	Styrene	0.5	U	0.36	1	ug/L
75-25-2	Bromoform	0.5	U	0.47	1	ug/L
98-82-8	Isopropylbenzene	0.5	U	0.45	1	ug/L
79-34-5	1,1,2,2-Tetrachloroethane	0.5	U	0.31	1	ug/L
541-73-1	1,3-Dichlorobenzene	0.5	U	0.43	1	ug/L
106-46-7	1,4-Dichlorobenzene	0.5	U	0.32	1	ug/L
95-50-1	1,2-Dichlorobenzene	0.5	U	0.45	1	ug/L
96-12-8	1,2-Dibromo-3-Chloropropane	0.5	U	0.46	1	ug/L
120-82-1	1,2,4-Trichlorobenzene	0.5	U	0.2	1	ug/L
SURROGATES						
17060-07-0	1,2-Dichloroethane-d4	38.9		70 - 120	78%	SPK: 50
1868-53-7	Dibromofluoromethane	52.1		85 - 115	104%	SPK: 50
2037-26-5	Toluene-d8	48.1		85 - 120	96%	SPK: 50
460-00-4	4-Bromofluorobenzene	54.4		75 - 120	109%	SPK: 50
INTERNAL STANDARDS						
363-72-4	Pentafluorobenzene	952108	3.93			
540-36-3	1,4-Difluorobenzene	1291750	4.74			
3114-55-4	Chlorobenzene-d5	1382280	9.69			
3855-82-1	1,4-Dichlorobenzene-d4	657335	13.4			
TENTATIVE IDENTIFIED COMPOUNDS						
108-20-3	Diisopropyl ether	0.97	J		2.23	ug/L

Report of Analysis

Client:	Tetra Tech NUS, Inc.	Date Collected:	08/29/11
Project:	Bethpage CTO-066	Date Received:	08/31/11
Client Sample ID:	BP-VPB129-GW-208	SDG No.:	C3548
Lab Sample ID:	C3548-03	Matrix:	WATER
Analytical Method:	SW8260B	% Moisture:	100
Sample Wt/Vol:	5 Units: mL	Final Vol:	5000 uL
Soil Aliquot Vol:	uL	Test:	VOC-TCLVOA-10
GC Column:	RTX-VMS ID : 0.18	Level :	LOW

File ID/Qc Batch:	Dilution:	Prep Date	Date Analyzed	Prep Batch ID
VG037208.D	1		09/06/11	VG090611

CAS Number	Parameter	Conc.	Qualifier	MDL	LOQ / CRQL	Units
TARGETS						
75-71-8	Dichlorodifluoromethane	0.5	U	0.2	1	ug/L
74-87-3	Chloromethane	0.5	U	0.2	1	ug/L
75-01-4	Vinyl Chloride	0.5	U	0.34	1	ug/L
74-83-9	Bromomethane	0.5	U	0.2	1	ug/L
75-00-3	Chloroethane	0.5	U	0.2	1	ug/L
75-69-4	Trichlorofluoromethane	0.5	U	0.35	1	ug/L
76-13-1	1,1,2-Trichlorotrifluoroethane	1.8		0.45	1	ug/L
75-35-4	1,1-Dichloroethene	0.5	U	0.47	1	ug/L
67-64-1	Acetone	2.5	U	0.5	5	ug/L
75-15-0	Carbon Disulfide	0.5	U	0.2	1	ug/L
1634-04-4	Methyl tert-butyl Ether	37		0.35	1	ug/L
79-20-9	Methyl Acetate	0.5	U	0.2	1	ug/L
75-09-2	Methylene Chloride	0.5	U	0.41	1	ug/L
156-60-5	trans-1,2-Dichloroethene	0.5	U	0.41	1	ug/L
75-34-3	1,1-Dichloroethane	0.62	J	0.36	1	ug/L
110-82-7	Cyclohexane	0.5	U	0.2	1	ug/L
78-93-3	2-Butanone	2.5	U	1.3	5	ug/L
56-23-5	Carbon Tetrachloride	0.5	U	0.2	1	ug/L
156-59-2	cis-1,2-Dichloroethene	1.1		0.35	1	ug/L
67-66-3	Chloroform	0.67	J	0.34	1	ug/L
71-55-6	1,1,1-Trichloroethane	0.5	U	0.4	1	ug/L
108-87-2	Methylcyclohexane	0.5	U	0.2	1	ug/L
71-43-2	Benzene	0.5	U	0.32	1	ug/L
107-06-2	1,2-Dichloroethane	0.5	U	0.48	1	ug/L
79-01-6	Trichloroethene	57		0.28	1	ug/L
78-87-5	1,2-Dichloropropane	0.5	U	0.46	1	ug/L
75-27-4	Bromodichloromethane	0.5	U	0.36	1	ug/L
108-10-1	4-Methyl-2-Pentanone	2.5	U	2.1	5	ug/L
108-88-3	Toluene	0.5	U	0.37	1	ug/L
10061-02-6	t-1,3-Dichloropropene	0.5	U	0.29	1	ug/L
10061-01-5	cis-1,3-Dichloropropene	0.5	U	0.31	1	ug/L

Report of Analysis

Client:	Tetra Tech NUS, Inc.	Date Collected:	08/29/11
Project:	Bethpage CTO-066	Date Received:	08/31/11
Client Sample ID:	BP-VPB129-GW-208	SDG No.:	C3548
Lab Sample ID:	C3548-03	Matrix:	WATER
Analytical Method:	SW8260B	% Moisture:	100
Sample Wt/Vol:	5 Units: mL	Final Vol:	5000 uL
Soil Aliquot Vol:	uL	Test:	VOC-TCLVOA-10
GC Column:	RTX-VMS ID : 0.18	Level :	LOW

File ID/Qc Batch:	Dilution:	Prep Date	Date Analyzed	Prep Batch ID
VG037208.D	1		09/06/11	VG090611

CAS Number	Parameter	Conc.	Qualifier	MDL	LOQ / CRQL	Units
79-00-5	1,1,2-Trichloroethane	0.5	U	0.38	1	ug/L
591-78-6	2-Hexanone	2.5	U	1.9	5	ug/L
124-48-1	Dibromochloromethane	0.5	U	0.2	1	ug/L
106-93-4	1,2-Dibromoethane	0.5	U	0.41	1	ug/L
127-18-4	Tetrachloroethene	1.8		0.27	1	ug/L
108-90-7	Chlorobenzene	0.5	U	0.49	1	ug/L
100-41-4	Ethyl Benzene	0.5	U	0.2	1	ug/L
179601-23-1	m/p-Xylenes	1	U	0.95	2	ug/L
95-47-6	o-Xylene	0.5	U	0.43	1	ug/L
100-42-5	Styrene	0.5	U	0.36	1	ug/L
75-25-2	Bromoform	0.5	U	0.47	1	ug/L
98-82-8	Isopropylbenzene	0.5	U	0.45	1	ug/L
79-34-5	1,1,2,2-Tetrachloroethane	0.5	U	0.31	1	ug/L
541-73-1	1,3-Dichlorobenzene	0.5	U	0.43	1	ug/L
106-46-7	1,4-Dichlorobenzene	0.5	U	0.32	1	ug/L
95-50-1	1,2-Dichlorobenzene	0.5	U	0.45	1	ug/L
96-12-8	1,2-Dibromo-3-Chloropropane	0.5	U	0.46	1	ug/L
120-82-1	1,2,4-Trichlorobenzene	0.5	U	0.2	1	ug/L
SURROGATES						
17060-07-0	1,2-Dichloroethane-d4	38.4		70 - 120	77%	SPK: 50
1868-53-7	Dibromofluoromethane	52.2		85 - 115	104%	SPK: 50
2037-26-5	Toluene-d8	50.2		85 - 120	100%	SPK: 50
460-00-4	4-Bromofluorobenzene	55.3		75 - 120	111%	SPK: 50
INTERNAL STANDARDS						
363-72-4	Pentafluorobenzene	969885	3.93			
540-36-3	1,4-Difluorobenzene	1308860	4.74			
3114-55-4	Chlorobenzene-d5	1392030	9.69			
3855-82-1	1,4-Dichlorobenzene-d4	643075	13.4			
TENTATIVE IDENTIFIED COMPOUNDS						
108-20-3	Diisopropyl ether	3.5	J		2.23	ug/L

Report of Analysis

Client:	Tetra Tech NUS, Inc.	Date Collected:	08/29/11
Project:	Bethpage CTO-066	Date Received:	08/31/11
Client Sample ID:	BP-VPB129-GW-228	SDG No.:	C3548
Lab Sample ID:	C3548-04	Matrix:	WATER
Analytical Method:	SW8260B	% Moisture:	100
Sample Wt/Vol:	5 Units: mL	Final Vol:	5000 uL
Soil Aliquot Vol:	uL	Test:	VOC-TCLVOA-10
GC Column:	RTX-VMS ID : 0.18	Level :	LOW

File ID/Qc Batch:	Dilution:	Prep Date	Date Analyzed	Prep Batch ID
VG037209.D	1		09/06/11	vg090611

CAS Number	Parameter	Conc.	Qualifier	MDL	LOQ / CRQL	Units
TARGETS						
75-71-8	Dichlorodifluoromethane	0.93	J	0.2	1	ug/L
74-87-3	Chloromethane	0.5	U	0.2	1	ug/L
75-01-4	Vinyl Chloride	0.5	U	0.34	1	ug/L
74-83-9	Bromomethane	0.5	U	0.2	1	ug/L
75-00-3	Chloroethane	0.5	U	0.2	1	ug/L
75-69-4	Trichlorofluoromethane	0.5	U	0.35	1	ug/L
76-13-1	1,1,2-Trichlorotrifluoroethane	13		0.45	1	ug/L
75-35-4	1,1-Dichloroethene	1.7		0.47	1	ug/L
67-64-1	Acetone	2.5	U	0.5	5	ug/L
75-15-0	Carbon Disulfide	0.5	U	0.2	1	ug/L
1634-04-4	Methyl tert-butyl Ether	0.5	U	0.35	1	ug/L
79-20-9	Methyl Acetate	0.5	U	0.2	1	ug/L
75-09-2	Methylene Chloride	0.5	U	0.41	1	ug/L
156-60-5	trans-1,2-Dichloroethene	0.5	U	0.41	1	ug/L
75-34-3	1,1-Dichloroethane	1.3		0.36	1	ug/L
110-82-7	Cyclohexane	0.5	U	0.2	1	ug/L
78-93-3	2-Butanone	2.5	U	1.3	5	ug/L
56-23-5	Carbon Tetrachloride	0.5	U	0.2	1	ug/L
156-59-2	cis-1,2-Dichloroethene	3.2		0.35	1	ug/L
67-66-3	Chloroform	0.97	J	0.34	1	ug/L
71-55-6	1,1,1-Trichloroethane	0.5	U	0.4	1	ug/L
108-87-2	Methylcyclohexane	0.5	U	0.2	1	ug/L
71-43-2	Benzene	0.5	U	0.32	1	ug/L
107-06-2	1,2-Dichloroethane	0.74	J	0.48	1	ug/L
79-01-6	Trichloroethene	170	E	0.28	1	ug/L
78-87-5	1,2-Dichloropropane	0.5	U	0.46	1	ug/L
75-27-4	Bromodichloromethane	0.5	U	0.36	1	ug/L
108-10-1	4-Methyl-2-Pentanone	2.5	U	2.1	5	ug/L
108-88-3	Toluene	0.5	U	0.37	1	ug/L
10061-02-6	t-1,3-Dichloropropene	0.5	U	0.29	1	ug/L
10061-01-5	cis-1,3-Dichloropropene	0.5	U	0.31	1	ug/L

Report of Analysis

Client:	Tetra Tech NUS, Inc.	Date Collected:	08/29/11
Project:	Bethpage CTO-066	Date Received:	08/31/11
Client Sample ID:	BP-VPB129-GW-228	SDG No.:	C3548
Lab Sample ID:	C3548-04	Matrix:	WATER
Analytical Method:	SW8260B	% Moisture:	100
Sample Wt/Vol:	5 Units: mL	Final Vol:	5000 uL
Soil Aliquot Vol:	uL	Test:	VOC-TCLVOA-10
GC Column:	RTX-VMS ID : 0.18	Level :	LOW

File ID/Qc Batch:	Dilution:	Prep Date	Date Analyzed	Prep Batch ID
VG037209.D	1		09/06/11	vg090611

CAS Number	Parameter	Conc.	Qualifier	MDL	LOQ / CRQL	Units
79-00-5	1,1,2-Trichloroethane	0.5	U	0.38	1	ug/L
591-78-6	2-Hexanone	2.5	U	1.9	5	ug/L
124-48-1	Dibromochloromethane	0.5	U	0.2	1	ug/L
106-93-4	1,2-Dibromoethane	0.5	U	0.41	1	ug/L
127-18-4	Tetrachloroethene	3.6		0.27	1	ug/L
108-90-7	Chlorobenzene	0.5	U	0.49	1	ug/L
100-41-4	Ethyl Benzene	0.5	U	0.2	1	ug/L
179601-23-1	m/p-Xylenes	1	U	0.95	2	ug/L
95-47-6	o-Xylene	0.5	U	0.43	1	ug/L
100-42-5	Styrene	0.5	U	0.36	1	ug/L
75-25-2	Bromoform	0.5	U	0.47	1	ug/L
98-82-8	Isopropylbenzene	0.5	U	0.45	1	ug/L
79-34-5	1,1,2,2-Tetrachloroethane	0.5	U	0.31	1	ug/L
541-73-1	1,3-Dichlorobenzene	0.5	U	0.43	1	ug/L
106-46-7	1,4-Dichlorobenzene	0.5	U	0.32	1	ug/L
95-50-1	1,2-Dichlorobenzene	0.5	U	0.45	1	ug/L
96-12-8	1,2-Dibromo-3-Chloropropane	0.5	U	0.46	1	ug/L
120-82-1	1,2,4-Trichlorobenzene	0.5	U	0.2	1	ug/L
SURROGATES						
17060-07-0	1,2-Dichloroethane-d4	38.4		70 - 120	77%	SPK: 50
1868-53-7	Dibromofluoromethane	52.9		85 - 115	106%	SPK: 50
2037-26-5	Toluene-d8	50.2		85 - 120	100%	SPK: 50
460-00-4	4-Bromofluorobenzene	56		75 - 120	112%	SPK: 50
INTERNAL STANDARDS						
363-72-4	Pentafluorobenzene	955153	3.93			
540-36-3	1,4-Difluorobenzene	1272840	4.74			
3114-55-4	Chlorobenzene-d5	1391680	9.69			
3855-82-1	1,4-Dichlorobenzene-d4	626276	13.4			
TENTATIVE IDENTIFIED COMPOUNDS						
108-20-3	Diisopropyl ether	6.7	J		2.23	ug/L

Report of Analysis

Client:	Tetra Tech NUS, Inc.	Date Collected:	08/29/11
Project:	Bethpage CTO-066	Date Received:	08/31/11
Client Sample ID:	BP-VPB129-GW-228DL	SDG No.:	C3548
Lab Sample ID:	C3548-04DL	Matrix:	WATER
Analytical Method:	SW8260B	% Moisture:	100
Sample Wt/Vol:	5 Units: mL	Final Vol:	5000 uL
Soil Aliquot Vol:	uL	Test:	VOC-TCLVOA-10
GC Column:	RTX-VMS ID : 0.18	Level :	LOW

File ID/Qc Batch:	Dilution:	Prep Date	Date Analyzed	Prep Batch ID
VG037212.D	20		09/06/11	VG090611

CAS Number	Parameter	Conc.	Qualifier	MDL	LOQ / CRQL	Units
TARGETS						
75-71-8	Dichlorodifluoromethane	10	U	4	20	ug/L
74-87-3	Chloromethane	10	U	4	20	ug/L
75-01-4	Vinyl Chloride	10	U	6.8	20	ug/L
74-83-9	Bromomethane	10	U	4	20	ug/L
75-00-3	Chloroethane	10	U	4	20	ug/L
75-69-4	Trichlorofluoromethane	10	U	7	20	ug/L
76-13-1	1,1,2-Trichlorotrifluoroethane	12	JD	9	20	ug/L
75-35-4	1,1-Dichloroethene	10	U	9.4	20	ug/L
67-64-1	Acetone	50	U	10	100	ug/L
75-15-0	Carbon Disulfide	10	U	4	20	ug/L
1634-04-4	Methyl tert-butyl Ether	10	U	7	20	ug/L
79-20-9	Methyl Acetate	10	U	4	20	ug/L
75-09-2	Methylene Chloride	10	U	8.2	20	ug/L
156-60-5	trans-1,2-Dichloroethene	10	U	8.2	20	ug/L
75-34-3	1,1-Dichloroethane	10	U	7.2	20	ug/L
110-82-7	Cyclohexane	10	U	4	20	ug/L
78-93-3	2-Butanone	50	U	26	100	ug/L
56-23-5	Carbon Tetrachloride	10	U	4	20	ug/L
156-59-2	cis-1,2-Dichloroethene	10	U	7	20	ug/L
67-66-3	Chloroform	10	U	6.8	20	ug/L
71-55-6	1,1,1-Trichloroethane	10	U	8	20	ug/L
108-87-2	Methylcyclohexane	10	U	4	20	ug/L
71-43-2	Benzene	10	U	6.4	20	ug/L
107-06-2	1,2-Dichloroethane	10	U	9.6	20	ug/L
79-01-6	Trichloroethene	220	D	5.6	20	ug/L
78-87-5	1,2-Dichloropropane	10	U	9.2	20	ug/L
75-27-4	Bromodichloromethane	10	U	7.2	20	ug/L
108-10-1	4-Methyl-2-Pentanone	50	U	42	100	ug/L
108-88-3	Toluene	10	U	7.4	20	ug/L
10061-02-6	t-1,3-Dichloropropene	10	U	5.8	20	ug/L
10061-01-5	cis-1,3-Dichloropropene	10	U	6.2	20	ug/L

Report of Analysis

Client:	Tetra Tech NUS, Inc.	Date Collected:	08/29/11
Project:	Bethpage CTO-066	Date Received:	08/31/11
Client Sample ID:	BP-VPB129-GW-228DL	SDG No.:	C3548
Lab Sample ID:	C3548-04DL	Matrix:	WATER
Analytical Method:	SW8260B	% Moisture:	100
Sample Wt/Vol:	5 Units: mL	Final Vol:	5000 uL
Soil Aliquot Vol:	uL	Test:	VOC-TCLVOA-10
GC Column:	RTX-VMS ID : 0.18	Level :	LOW

File ID/Qc Batch:	Dilution:	Prep Date	Date Analyzed	Prep Batch ID
VG037212.D	20		09/06/11	VG090611

CAS Number	Parameter	Conc.	Qualifier	MDL	LOQ / CRQL	Units
79-00-5	1,1,2-Trichloroethane	10	U	7.6	20	ug/L
591-78-6	2-Hexanone	50	U	39	100	ug/L
124-48-1	Dibromochloromethane	10	U	4	20	ug/L
106-93-4	1,2-Dibromoethane	10	U	8.2	20	ug/L
127-18-4	Tetrachloroethene	10	U	5.4	20	ug/L
108-90-7	Chlorobenzene	10	U	9.8	20	ug/L
100-41-4	Ethyl Benzene	10	U	4	20	ug/L
179601-23-1	m/p-Xylenes	20	U	19	40	ug/L
95-47-6	o-Xylene	10	U	8.6	20	ug/L
100-42-5	Styrene	10	U	7.2	20	ug/L
75-25-2	Bromoform	10	U	9.4	20	ug/L
98-82-8	Isopropylbenzene	10	U	9	20	ug/L
79-34-5	1,1,2,2-Tetrachloroethane	10	U	6.2	20	ug/L
541-73-1	1,3-Dichlorobenzene	10	U	8.6	20	ug/L
106-46-7	1,4-Dichlorobenzene	10	U	6.4	20	ug/L
95-50-1	1,2-Dichlorobenzene	10	U	9	20	ug/L
96-12-8	1,2-Dibromo-3-Chloropropane	10	U	9.2	20	ug/L
120-82-1	1,2,4-Trichlorobenzene	10	U	4	20	ug/L
SURROGATES						
17060-07-0	1,2-Dichloroethane-d4	39.8		70 - 120	80%	SPK: 50
1868-53-7	Dibromofluoromethane	51.2		85 - 115	102%	SPK: 50
2037-26-5	Toluene-d8	55.9		85 - 120	112%	SPK: 50
460-00-4	4-Bromofluorobenzene	54.9		75 - 120	110%	SPK: 50
INTERNAL STANDARDS						
363-72-4	Pentafluorobenzene	954446	3.93			
540-36-3	1,4-Difluorobenzene	1316770	4.74			
3114-55-4	Chlorobenzene-d5	1371300	9.7			
3855-82-1	1,4-Dichlorobenzene-d4	642463	13.4			

Report of Analysis

Client:	Tetra Tech NUS, Inc.	Date Collected:	08/29/11
Project:	Bethpage CTO-066	Date Received:	08/31/11
Client Sample ID:	BP-VPB129-GW-248	SDG No.:	C3548
Lab Sample ID:	C3548-05	Matrix:	WATER
Analytical Method:	SW8260B	% Moisture:	100
Sample Wt/Vol:	5 Units: mL	Final Vol:	5000 uL
Soil Aliquot Vol:	uL	Test:	VOC-TCLVOA-10
GC Column:	RTX-VMS ID : 0.18	Level :	LOW

File ID/Qc Batch:	Dilution:	Prep Date	Date Analyzed	Prep Batch ID
VG037213.D	1		09/06/11	VG090611

CAS Number	Parameter	Conc.	Qualifier	MDL	LOQ / CRQL	Units
TARGETS						
75-71-8	Dichlorodifluoromethane	0.5	U	0.2	1	ug/L
74-87-3	Chloromethane	0.5	U	0.2	1	ug/L
75-01-4	Vinyl Chloride	0.5	U	0.34	1	ug/L
74-83-9	Bromomethane	0.5	U	0.2	1	ug/L
75-00-3	Chloroethane	0.5	U	0.2	1	ug/L
75-69-4	Trichlorofluoromethane	0.5	U	0.35	1	ug/L
76-13-1	1,1,2-Trichlorotrifluoroethane	0.5	U	0.45	1	ug/L
75-35-4	1,1-Dichloroethene	0.5	U	0.47	1	ug/L
67-64-1	Acetone	2.5	U	0.5	5	ug/L
75-15-0	Carbon Disulfide	0.5	U	0.2	1	ug/L
1634-04-4	Methyl tert-butyl Ether	2.8		0.35	1	ug/L
79-20-9	Methyl Acetate	0.5	U	0.2	1	ug/L
75-09-2	Methylene Chloride	0.5	U	0.41	1	ug/L
156-60-5	trans-1,2-Dichloroethene	0.5	U	0.41	1	ug/L
75-34-3	1,1-Dichloroethane	0.5	U	0.36	1	ug/L
110-82-7	Cyclohexane	0.5	U	0.2	1	ug/L
78-93-3	2-Butanone	2.5	U	1.3	5	ug/L
56-23-5	Carbon Tetrachloride	0.5	U	0.2	1	ug/L
156-59-2	cis-1,2-Dichloroethene	0.5	U	0.35	1	ug/L
67-66-3	Chloroform	0.5	U	0.34	1	ug/L
71-55-6	1,1,1-Trichloroethane	0.5	U	0.4	1	ug/L
108-87-2	Methylcyclohexane	0.5	U	0.2	1	ug/L
71-43-2	Benzene	0.5	U	0.32	1	ug/L
107-06-2	1,2-Dichloroethane	0.5	U	0.48	1	ug/L
79-01-6	Trichloroethene	0.78	J	0.28	1	ug/L
78-87-5	1,2-Dichloropropane	0.5	U	0.46	1	ug/L
75-27-4	Bromodichloromethane	0.5	U	0.36	1	ug/L
108-10-1	4-Methyl-2-Pentanone	2.5	U	2.1	5	ug/L
108-88-3	Toluene	0.5	U	0.37	1	ug/L
10061-02-6	t-1,3-Dichloropropene	0.5	U	0.29	1	ug/L
10061-01-5	cis-1,3-Dichloropropene	0.5	U	0.31	1	ug/L

Report of Analysis

Client:	Tetra Tech NUS, Inc.	Date Collected:	08/29/11
Project:	Bethpage CTO-066	Date Received:	08/31/11
Client Sample ID:	BP-VPB129-GW-248	SDG No.:	C3548
Lab Sample ID:	C3548-05	Matrix:	WATER
Analytical Method:	SW8260B	% Moisture:	100
Sample Wt/Vol:	5 Units: mL	Final Vol:	5000 uL
Soil Aliquot Vol:	uL	Test:	VOC-TCLVOA-10
GC Column:	RTX-VMS ID : 0.18	Level :	LOW

File ID/Qc Batch:	Dilution:	Prep Date	Date Analyzed	Prep Batch ID
VG037213.D	1		09/06/11	VG090611

CAS Number	Parameter	Conc.	Qualifier	MDL	LOQ / CRQL	Units
79-00-5	1,1,2-Trichloroethane	0.5	U	0.38	1	ug/L
591-78-6	2-Hexanone	2.5	U	1.9	5	ug/L
124-48-1	Dibromochloromethane	0.5	U	0.2	1	ug/L
106-93-4	1,2-Dibromoethane	0.5	U	0.41	1	ug/L
127-18-4	Tetrachloroethene	0.5	U	0.27	1	ug/L
108-90-7	Chlorobenzene	0.5	U	0.49	1	ug/L
100-41-4	Ethyl Benzene	0.5	U	0.2	1	ug/L
179601-23-1	m/p-Xylenes	1	U	0.95	2	ug/L
95-47-6	o-Xylene	0.5	U	0.43	1	ug/L
100-42-5	Styrene	0.5	U	0.36	1	ug/L
75-25-2	Bromoform	0.5	U	0.47	1	ug/L
98-82-8	Isopropylbenzene	0.5	U	0.45	1	ug/L
79-34-5	1,1,2,2-Tetrachloroethane	0.5	U	0.31	1	ug/L
541-73-1	1,3-Dichlorobenzene	0.5	U	0.43	1	ug/L
106-46-7	1,4-Dichlorobenzene	0.5	U	0.32	1	ug/L
95-50-1	1,2-Dichlorobenzene	0.5	U	0.45	1	ug/L
96-12-8	1,2-Dibromo-3-Chloropropane	0.5	U	0.46	1	ug/L
120-82-1	1,2,4-Trichlorobenzene	0.5	U	0.2	1	ug/L
SURROGATES						
17060-07-0	1,2-Dichloroethane-d4	40.2		70 - 120	80%	SPK: 50
1868-53-7	Dibromofluoromethane	53.5		85 - 115	107%	SPK: 50
2037-26-5	Toluene-d8	49.4		85 - 120	99%	SPK: 50
460-00-4	4-Bromofluorobenzene	54		75 - 120	108%	SPK: 50
INTERNAL STANDARDS						
363-72-4	Pentafluorobenzene	970829	3.93			
540-36-3	1,4-Difluorobenzene	1300500	4.74			
3114-55-4	Chlorobenzene-d5	1384320	9.69			
3855-82-1	1,4-Dichlorobenzene-d4	641102	13.4			
TENTATIVE IDENTIFIED COMPOUNDS						
108-20-3	Diisopropyl ether	2.8	J		2.24	ug/L

Report of Analysis

Client:	Tetra Tech NUS, Inc.	Date Collected:	08/29/11
Project:	Bethpage CTO-066	Date Received:	08/31/11
Client Sample ID:	BP-VPB129-GW-268	SDG No.:	C3548
Lab Sample ID:	C3548-06	Matrix:	WATER
Analytical Method:	SW8260B	% Moisture:	100
Sample Wt/Vol:	5 Units: mL	Final Vol:	5000 uL
Soil Aliquot Vol:	uL	Test:	VOC-TCLVOA-10
GC Column:	RTX-VMS ID : 0.18	Level :	LOW

File ID/Qc Batch:	Dilution:	Prep Date	Date Analyzed	Prep Batch ID
VG037211.D	1		09/06/11	VG090611

CAS Number	Parameter	Conc.	Qualifier	MDL	LOQ / CRQL	Units
TARGETS						
75-71-8	Dichlorodifluoromethane	0.5	U	0.2	1	ug/L
74-87-3	Chloromethane	0.5	U	0.2	1	ug/L
75-01-4	Vinyl Chloride	0.5	U	0.34	1	ug/L
74-83-9	Bromomethane	0.5	U	0.2	1	ug/L
75-00-3	Chloroethane	0.5	U	0.2	1	ug/L
75-69-4	Trichlorofluoromethane	0.5	U	0.35	1	ug/L
76-13-1	1,1,2-Trichlorotrifluoroethane	0.5	U	0.45	1	ug/L
75-35-4	1,1-Dichloroethene	0.5	U	0.47	1	ug/L
67-64-1	Acetone	2.5	U	0.5	5	ug/L
75-15-0	Carbon Disulfide	0.5	U	0.2	1	ug/L
1634-04-4	Methyl tert-butyl Ether	0.5	U	0.35	1	ug/L
79-20-9	Methyl Acetate	0.5	U	0.2	1	ug/L
75-09-2	Methylene Chloride	0.5	U	0.41	1	ug/L
156-60-5	trans-1,2-Dichloroethene	0.5	U	0.41	1	ug/L
75-34-3	1,1-Dichloroethane	0.5	U	0.36	1	ug/L
110-82-7	Cyclohexane	0.5	U	0.2	1	ug/L
78-93-3	2-Butanone	2.5	U	1.3	5	ug/L
56-23-5	Carbon Tetrachloride	0.5	U	0.2	1	ug/L
156-59-2	cis-1,2-Dichloroethene	0.5	U	0.35	1	ug/L
67-66-3	Chloroform	0.5	U	0.34	1	ug/L
71-55-6	1,1,1-Trichloroethane	0.5	U	0.4	1	ug/L
108-87-2	Methylcyclohexane	0.5	U	0.2	1	ug/L
71-43-2	Benzene	0.5	U	0.32	1	ug/L
107-06-2	1,2-Dichloroethane	0.5	U	0.48	1	ug/L
79-01-6	Trichloroethene	0.5	U	0.28	1	ug/L
78-87-5	1,2-Dichloropropane	0.5	U	0.46	1	ug/L
75-27-4	Bromodichloromethane	0.5	U	0.36	1	ug/L
108-10-1	4-Methyl-2-Pentanone	2.5	U	2.1	5	ug/L
108-88-3	Toluene	0.5	U	0.37	1	ug/L
10061-02-6	t-1,3-Dichloropropene	0.5	U	0.29	1	ug/L
10061-01-5	cis-1,3-Dichloropropene	0.5	U	0.31	1	ug/L

Report of Analysis

Client:	Tetra Tech NUS, Inc.	Date Collected:	08/29/11
Project:	Bethpage CTO-066	Date Received:	08/31/11
Client Sample ID:	BP-VPB129-GW-268	SDG No.:	C3548
Lab Sample ID:	C3548-06	Matrix:	WATER
Analytical Method:	SW8260B	% Moisture:	100
Sample Wt/Vol:	5 Units: mL	Final Vol:	5000 uL
Soil Aliquot Vol:	uL	Test:	VOC-TCLVOA-10
GC Column:	RTX-VMS ID : 0.18	Level :	LOW

File ID/Qc Batch:	Dilution:	Prep Date	Date Analyzed	Prep Batch ID
VG037211.D	1		09/06/11	VG090611

CAS Number	Parameter	Conc.	Qualifier	MDL	LOQ / CRQL	Units
79-00-5	1,1,2-Trichloroethane	0.5	U	0.38	1	ug/L
591-78-6	2-Hexanone	2.5	U	1.9	5	ug/L
124-48-1	Dibromochloromethane	0.5	U	0.2	1	ug/L
106-93-4	1,2-Dibromoethane	0.5	U	0.41	1	ug/L
127-18-4	Tetrachloroethene	0.5	U	0.27	1	ug/L
108-90-7	Chlorobenzene	0.5	U	0.49	1	ug/L
100-41-4	Ethyl Benzene	0.5	U	0.2	1	ug/L
179601-23-1	m/p-Xylenes	1	U	0.95	2	ug/L
95-47-6	o-Xylene	0.5	U	0.43	1	ug/L
100-42-5	Styrene	0.5	U	0.36	1	ug/L
75-25-2	Bromoform	0.5	U	0.47	1	ug/L
98-82-8	Isopropylbenzene	0.5	U	0.45	1	ug/L
79-34-5	1,1,2,2-Tetrachloroethane	0.5	U	0.31	1	ug/L
541-73-1	1,3-Dichlorobenzene	0.5	U	0.43	1	ug/L
106-46-7	1,4-Dichlorobenzene	0.5	U	0.32	1	ug/L
95-50-1	1,2-Dichlorobenzene	0.5	U	0.45	1	ug/L
96-12-8	1,2-Dibromo-3-Chloropropane	0.5	U	0.46	1	ug/L
120-82-1	1,2,4-Trichlorobenzene	0.5	U	0.2	1	ug/L
SURROGATES						
17060-07-0	1,2-Dichloroethane-d4	39.1		70 - 120	78%	SPK: 50
1868-53-7	Dibromofluoromethane	52.1		85 - 115	104%	SPK: 50
2037-26-5	Toluene-d8	50.1		85 - 120	100%	SPK: 50
460-00-4	4-Bromofluorobenzene	53.7		75 - 120	107%	SPK: 50
INTERNAL STANDARDS						
363-72-4	Pentafluorobenzene	978152	3.93			
540-36-3	1,4-Difluorobenzene	1327620	4.74			
3114-55-4	Chlorobenzene-d5	1413660	9.7			
3855-82-1	1,4-Dichlorobenzene-d4	638004	13.4			

Report of Analysis

Client:	Tetra Tech NUS, Inc.	Date Collected:	08/30/11
Project:	Bethpage CTO-066	Date Received:	08/31/11
Client Sample ID:	BP-VPB129-GW-288	SDG No.:	C3548
Lab Sample ID:	C3548-07	Matrix:	WATER
Analytical Method:	SW8260B	% Moisture:	100
Sample Wt/Vol:	5 Units: mL	Final Vol:	5000 uL
Soil Aliquot Vol:	uL	Test:	VOC-TCLVOA-10
GC Column:	RTX-VMS ID : 0.18	Level :	LOW

File ID/Qc Batch:	Dilution:	Prep Date	Date Analyzed	Prep Batch ID
VG037214.D	1		09/06/11	VG090611

CAS Number	Parameter	Conc.	Qualifier	MDL	LOQ / CRQL	Units
TARGETS						
75-71-8	Dichlorodifluoromethane	0.5	U	0.2	1	ug/L
74-87-3	Chloromethane	0.5	U	0.2	1	ug/L
75-01-4	Vinyl Chloride	0.5	U	0.34	1	ug/L
74-83-9	Bromomethane	0.5	U	0.2	1	ug/L
75-00-3	Chloroethane	0.5	U	0.2	1	ug/L
75-69-4	Trichlorofluoromethane	0.5	U	0.35	1	ug/L
76-13-1	1,1,2-Trichlorotrifluoroethane	2.3		0.45	1	ug/L
75-35-4	1,1-Dichloroethene	0.5	U	0.47	1	ug/L
67-64-1	Acetone	2.5	U	0.5	5	ug/L
75-15-0	Carbon Disulfide	1		0.2	1	ug/L
1634-04-4	Methyl tert-butyl Ether	0.5	U	0.35	1	ug/L
79-20-9	Methyl Acetate	0.5	U	0.2	1	ug/L
75-09-2	Methylene Chloride	0.5	U	0.41	1	ug/L
156-60-5	trans-1,2-Dichloroethene	0.5	U	0.41	1	ug/L
75-34-3	1,1-Dichloroethane	0.5	U	0.36	1	ug/L
110-82-7	Cyclohexane	0.5	U	0.2	1	ug/L
78-93-3	2-Butanone	2.5	U	1.3	5	ug/L
56-23-5	Carbon Tetrachloride	0.5	U	0.2	1	ug/L
156-59-2	cis-1,2-Dichloroethene	0.5	U	0.35	1	ug/L
67-66-3	Chloroform	0.5	U	0.34	1	ug/L
71-55-6	1,1,1-Trichloroethane	0.5	U	0.4	1	ug/L
108-87-2	Methylcyclohexane	0.5	U	0.2	1	ug/L
71-43-2	Benzene	0.5	U	0.32	1	ug/L
107-06-2	1,2-Dichloroethane	0.5	U	0.48	1	ug/L
79-01-6	Trichloroethene	0.5	U	0.28	1	ug/L
78-87-5	1,2-Dichloropropane	0.5	U	0.46	1	ug/L
75-27-4	Bromodichloromethane	0.5	U	0.36	1	ug/L
108-10-1	4-Methyl-2-Pentanone	2.5	U	2.1	5	ug/L
108-88-3	Toluene	0.5	U	0.37	1	ug/L
10061-02-6	t-1,3-Dichloropropene	0.5	U	0.29	1	ug/L
10061-01-5	cis-1,3-Dichloropropene	0.5	U	0.31	1	ug/L

Report of Analysis

Client:	Tetra Tech NUS, Inc.	Date Collected:	08/30/11
Project:	Bethpage CTO-066	Date Received:	08/31/11
Client Sample ID:	BP-VPB129-GW-288	SDG No.:	C3548
Lab Sample ID:	C3548-07	Matrix:	WATER
Analytical Method:	SW8260B	% Moisture:	100
Sample Wt/Vol:	5 Units: mL	Final Vol:	5000 uL
Soil Aliquot Vol:	uL	Test:	VOC-TCLVOA-10
GC Column:	RTX-VMS ID : 0.18	Level :	LOW

File ID/Qc Batch:	Dilution:	Prep Date	Date Analyzed	Prep Batch ID
VG037214.D	1		09/06/11	VG090611

CAS Number	Parameter	Conc.	Qualifier	MDL	LOQ / CRQL	Units
79-00-5	1,1,2-Trichloroethane	0.5	U	0.38	1	ug/L
591-78-6	2-Hexanone	2.5	U	1.9	5	ug/L
124-48-1	Dibromochloromethane	0.5	U	0.2	1	ug/L
106-93-4	1,2-Dibromoethane	0.5	U	0.41	1	ug/L
127-18-4	Tetrachloroethene	0.5	U	0.27	1	ug/L
108-90-7	Chlorobenzene	0.5	U	0.49	1	ug/L
100-41-4	Ethyl Benzene	0.5	U	0.2	1	ug/L
179601-23-1	m/p-Xylenes	1	U	0.95	2	ug/L
95-47-6	o-Xylene	0.5	U	0.43	1	ug/L
100-42-5	Styrene	0.5	U	0.36	1	ug/L
75-25-2	Bromoform	0.5	U	0.47	1	ug/L
98-82-8	Isopropylbenzene	0.5	U	0.45	1	ug/L
79-34-5	1,1,2,2-Tetrachloroethane	0.5	U	0.31	1	ug/L
541-73-1	1,3-Dichlorobenzene	0.5	U	0.43	1	ug/L
106-46-7	1,4-Dichlorobenzene	0.5	U	0.32	1	ug/L
95-50-1	1,2-Dichlorobenzene	0.5	U	0.45	1	ug/L
96-12-8	1,2-Dibromo-3-Chloropropane	0.5	U	0.46	1	ug/L
120-82-1	1,2,4-Trichlorobenzene	0.5	U	0.2	1	ug/L
SURROGATES						
17060-07-0	1,2-Dichloroethane-d4	40.1		70 - 120	80%	SPK: 50
1868-53-7	Dibromofluoromethane	52.5		85 - 115	105%	SPK: 50
2037-26-5	Toluene-d8	49.7		85 - 120	99%	SPK: 50
460-00-4	4-Bromofluorobenzene	54.1		75 - 120	108%	SPK: 50
INTERNAL STANDARDS						
363-72-4	Pentafluorobenzene	962197	3.93			
540-36-3	1,4-Difluorobenzene	1312080	4.74			
3114-55-4	Chlorobenzene-d5	1395080	9.7			
3855-82-1	1,4-Dichlorobenzene-d4	645020	13.4			
TENTATIVE IDENTIFIED COMPOUNDS						
108-20-3	Diisopropyl ether	3.1	J		2.24	ug/L

Report of Analysis

Client:	Tetra Tech NUS, Inc.	Date Collected:	08/31/11
Project:	Bethpage CTO-066	Date Received:	09/02/11
Client Sample ID:	BP-VPB-GW-328	SDG No.:	C3574
Lab Sample ID:	C3574-02	Matrix:	WATER
Analytical Method:	SW8260B	% Moisture:	100
Sample Wt/Vol:	5 Units: mL	Final Vol:	5000 uL
Soil Aliquot Vol:	uL	Test:	VOC-TCLVOA-10
GC Column:	RTX-VMS ID : 0.18	Level :	LOW

File ID/Qc Batch:	Dilution:	Prep Date	Date Analyzed	Prep Batch ID
VG037231.D	1		09/07/11	VG090711

CAS Number	Parameter	Conc.	Qualifier	MDL	LOQ / CRQL	Units
TARGETS						
75-71-8	Dichlorodifluoromethane	1.4		0.2	1	ug/L
74-87-3	Chloromethane	0.5	U	0.2	1	ug/L
75-01-4	Vinyl Chloride	0.74	J	0.34	1	ug/L
74-83-9	Bromomethane	0.5	U	0.2	1	ug/L
75-00-3	Chloroethane	0.5	U	0.2	1	ug/L
75-69-4	Trichlorofluoromethane	0.5	U	0.35	1	ug/L
76-13-1	1,1,2-Trichlorotrifluoroethane	30		0.45	1	ug/L
75-35-4	1,1-Dichloroethene	6.5		0.47	1	ug/L
67-64-1	Acetone	2.5	U	0.5	5	ug/L
75-15-0	Carbon Disulfide	0.5	U	0.2	1	ug/L
1634-04-4	Methyl tert-butyl Ether	0.5	U	0.35	1	ug/L
79-20-9	Methyl Acetate	0.5	U	0.2	1	ug/L
75-09-2	Methylene Chloride	0.5	U	0.41	1	ug/L
156-60-5	trans-1,2-Dichloroethene	0.5	U	0.41	1	ug/L
75-34-3	1,1-Dichloroethane	2		0.36	1	ug/L
110-82-7	Cyclohexane	0.5	U	0.2	1	ug/L
78-93-3	2-Butanone	2.5	U	1.3	5	ug/L
56-23-5	Carbon Tetrachloride	0.5	U	0.2	1	ug/L
156-59-2	cis-1,2-Dichloroethene	6		0.35	1	ug/L
67-66-3	Chloroform	1.4		0.34	1	ug/L
71-55-6	1,1,1-Trichloroethane	0.5	U	0.4	1	ug/L
108-87-2	Methylcyclohexane	0.5	U	0.2	1	ug/L
71-43-2	Benzene	0.5	U	0.32	1	ug/L
107-06-2	1,2-Dichloroethane	0.5	U	0.48	1	ug/L
79-01-6	Trichloroethene	96		0.28	1	ug/L
78-87-5	1,2-Dichloropropane	0.5	U	0.46	1	ug/L
75-27-4	Bromodichloromethane	0.5	U	0.36	1	ug/L
108-10-1	4-Methyl-2-Pentanone	2.5	U	2.1	5	ug/L
108-88-3	Toluene	0.5	U	0.37	1	ug/L
10061-02-6	t-1,3-Dichloropropene	0.5	U	0.29	1	ug/L
10061-01-5	cis-1,3-Dichloropropene	0.5	U	0.31	1	ug/L

Report of Analysis

Client:	Tetra Tech NUS, Inc.	Date Collected:	08/31/11
Project:	Bethpage CTO-066	Date Received:	09/02/11
Client Sample ID:	BP-VPB-GW-328	SDG No.:	C3574
Lab Sample ID:	C3574-02	Matrix:	WATER
Analytical Method:	SW8260B	% Moisture:	100
Sample Wt/Vol:	5 Units: mL	Final Vol:	5000 uL
Soil Aliquot Vol:	uL	Test:	VOC-TCLVOA-10
GC Column:	RTX-VMS ID : 0.18	Level :	LOW

File ID/Qc Batch:	Dilution:	Prep Date	Date Analyzed	Prep Batch ID
VG037231.D	1		09/07/11	VG090711

CAS Number	Parameter	Conc.	Qualifier	MDL	LOQ / CRQL	Units
79-00-5	1,1,2-Trichloroethane	0.51	J	0.38	1	ug/L
591-78-6	2-Hexanone	2.5	U	1.9	5	ug/L
124-48-1	Dibromochloromethane	0.5	U	0.2	1	ug/L
106-93-4	1,2-Dibromoethane	0.5	U	0.41	1	ug/L
127-18-4	Tetrachloroethene	0.5	U	0.27	1	ug/L
108-90-7	Chlorobenzene	0.5	U	0.49	1	ug/L
100-41-4	Ethyl Benzene	0.5	U	0.2	1	ug/L
179601-23-1	m/p-Xylenes	1	U	0.95	2	ug/L
95-47-6	o-Xylene	0.5	U	0.43	1	ug/L
100-42-5	Styrene	0.5	U	0.36	1	ug/L
75-25-2	Bromoform	0.5	U	0.47	1	ug/L
98-82-8	Isopropylbenzene	0.5	U	0.45	1	ug/L
79-34-5	1,1,2,2-Tetrachloroethane	0.5	U	0.31	1	ug/L
541-73-1	1,3-Dichlorobenzene	0.5	U	0.43	1	ug/L
106-46-7	1,4-Dichlorobenzene	0.5	U	0.32	1	ug/L
95-50-1	1,2-Dichlorobenzene	0.5	U	0.45	1	ug/L
96-12-8	1,2-Dibromo-3-Chloropropane	0.5	U	0.46	1	ug/L
120-82-1	1,2,4-Trichlorobenzene	0.5	U	0.2	1	ug/L
SURROGATES						
17060-07-0	1,2-Dichloroethane-d4	40.8		70 - 120	82%	SPK: 50
1868-53-7	Dibromofluoromethane	53.7		85 - 115	107%	SPK: 50
2037-26-5	Toluene-d8	51.6		85 - 120	103%	SPK: 50
460-00-4	4-Bromofluorobenzene	55.6		75 - 120	111%	SPK: 50
INTERNAL STANDARDS						
363-72-4	Pentafluorobenzene	999509	3.93			
540-36-3	1,4-Difluorobenzene	1363520	4.75			
3114-55-4	Chlorobenzene-d5	1483930	9.69			
3855-82-1	1,4-Dichlorobenzene-d4	678549	13.4			

Report of Analysis

Client:	Tetra Tech NUS, Inc.	Date Collected:	09/01/11
Project:	Bethpage CTO-066	Date Received:	09/02/11
Client Sample ID:	BP-VPB-GW-348	SDG No.:	C3574
Lab Sample ID:	C3574-03	Matrix:	WATER
Analytical Method:	SW8260B	% Moisture:	100
Sample Wt/Vol:	5 Units: mL	Final Vol:	5000 uL
Soil Aliquot Vol:	uL	Test:	VOC-TCLVOA-10
GC Column:	RTX-VMS ID : 0.18	Level :	LOW

File ID/Qc Batch:	Dilution:	Prep Date	Date Analyzed	Prep Batch ID
VG037232.D	1		09/07/11	VG090711

CAS Number	Parameter	Conc.	Qualifier	MDL	LOQ / CRQL	Units
TARGETS						
75-71-8	Dichlorodifluoromethane	0.5	U	0.2	1	ug/L
74-87-3	Chloromethane	0.57	J	0.2	1	ug/L
75-01-4	Vinyl Chloride	0.5	U	0.34	1	ug/L
74-83-9	Bromomethane	0.5	U	0.2	1	ug/L
75-00-3	Chloroethane	0.5	U	0.2	1	ug/L
75-69-4	Trichlorofluoromethane	0.5	U	0.35	1	ug/L
76-13-1	1,1,2-Trichlorotrifluoroethane	3.6		0.45	1	ug/L
75-35-4	1,1-Dichloroethene	1.1		0.47	1	ug/L
67-64-1	Acetone	2.5	U	0.5	5	ug/L
75-15-0	Carbon Disulfide	0.5	U	0.2	1	ug/L
1634-04-4	Methyl tert-butyl Ether	0.5	U	0.35	1	ug/L
79-20-9	Methyl Acetate	0.5	U	0.2	1	ug/L
75-09-2	Methylene Chloride	0.5	U	0.41	1	ug/L
156-60-5	trans-1,2-Dichloroethene	0.5	U	0.41	1	ug/L
75-34-3	1,1-Dichloroethane	0.5	U	0.36	1	ug/L
110-82-7	Cyclohexane	0.5	U	0.2	1	ug/L
78-93-3	2-Butanone	2.5	U	1.3	5	ug/L
56-23-5	Carbon Tetrachloride	0.5	U	0.2	1	ug/L
156-59-2	cis-1,2-Dichloroethene	1.2		0.35	1	ug/L
67-66-3	Chloroform	0.5	U	0.34	1	ug/L
71-55-6	1,1,1-Trichloroethane	0.5	U	0.4	1	ug/L
108-87-2	Methylcyclohexane	0.5	U	0.2	1	ug/L
71-43-2	Benzene	0.5	U	0.32	1	ug/L
107-06-2	1,2-Dichloroethane	0.5	U	0.48	1	ug/L
79-01-6	Trichloroethene	16		0.28	1	ug/L
78-87-5	1,2-Dichloropropane	0.5	U	0.46	1	ug/L
75-27-4	Bromodichloromethane	0.5	U	0.36	1	ug/L
108-10-1	4-Methyl-2-Pentanone	2.5	U	2.1	5	ug/L
108-88-3	Toluene	0.5	U	0.37	1	ug/L
10061-02-6	t-1,3-Dichloropropene	0.5	U	0.29	1	ug/L
10061-01-5	cis-1,3-Dichloropropene	0.5	U	0.31	1	ug/L

Report of Analysis

Client:	Tetra Tech NUS, Inc.	Date Collected:	09/01/11
Project:	Bethpage CTO-066	Date Received:	09/02/11
Client Sample ID:	BP-VPB-GW-348	SDG No.:	C3574
Lab Sample ID:	C3574-03	Matrix:	WATER
Analytical Method:	SW8260B	% Moisture:	100
Sample Wt/Vol:	5 Units: mL	Final Vol:	5000 uL
Soil Aliquot Vol:	uL	Test:	VOC-TCLVOA-10
GC Column:	RTX-VMS ID : 0.18	Level :	LOW

File ID/Qc Batch:	Dilution:	Prep Date	Date Analyzed	Prep Batch ID
VG037232.D	1		09/07/11	VG090711

CAS Number	Parameter	Conc.	Qualifier	MDL	LOQ / CRQL	Units
79-00-5	1,1,2-Trichloroethane	0.5	U	0.38	1	ug/L
591-78-6	2-Hexanone	2.5	U	1.9	5	ug/L
124-48-1	Dibromochloromethane	0.5	U	0.2	1	ug/L
106-93-4	1,2-Dibromoethane	0.5	U	0.41	1	ug/L
127-18-4	Tetrachloroethene	0.5	U	0.27	1	ug/L
108-90-7	Chlorobenzene	0.5	U	0.49	1	ug/L
100-41-4	Ethyl Benzene	0.5	U	0.2	1	ug/L
179601-23-1	m/p-Xylenes	1	U	0.95	2	ug/L
95-47-6	o-Xylene	0.5	U	0.43	1	ug/L
100-42-5	Styrene	0.5	U	0.36	1	ug/L
75-25-2	Bromoform	0.5	U	0.47	1	ug/L
98-82-8	Isopropylbenzene	0.5	U	0.45	1	ug/L
79-34-5	1,1,2,2-Tetrachloroethane	0.5	U	0.31	1	ug/L
541-73-1	1,3-Dichlorobenzene	0.5	U	0.43	1	ug/L
106-46-7	1,4-Dichlorobenzene	0.5	U	0.32	1	ug/L
95-50-1	1,2-Dichlorobenzene	0.5	U	0.45	1	ug/L
96-12-8	1,2-Dibromo-3-Chloropropane	0.5	U	0.46	1	ug/L
120-82-1	1,2,4-Trichlorobenzene	0.5	U	0.2	1	ug/L
SURROGATES						
17060-07-0	1,2-Dichloroethane-d4	41		70 - 120	82%	SPK: 50
1868-53-7	Dibromofluoromethane	54.7		85 - 115	109%	SPK: 50
2037-26-5	Toluene-d8	56.4		85 - 120	113%	SPK: 50
460-00-4	4-Bromofluorobenzene	56.4		75 - 120	113%	SPK: 50
INTERNAL STANDARDS						
363-72-4	Pentafluorobenzene	972285	3.93			
540-36-3	1,4-Difluorobenzene	1326370	4.74			
3114-55-4	Chlorobenzene-d5	1435110	9.7			
3855-82-1	1,4-Dichlorobenzene-d4	663310	13.41			

Report of Analysis

Client:	Tetra Tech NUS, Inc.	Date Collected:	09/01/11
Project:	Bethpage CTO-066	Date Received:	09/02/11
Client Sample ID:	BP-VPB-GW-368	SDG No.:	C3574
Lab Sample ID:	C3574-04	Matrix:	WATER
Analytical Method:	SW8260B	% Moisture:	100
Sample Wt/Vol:	5 Units: mL	Final Vol:	5000 uL
Soil Aliquot Vol:	uL	Test:	VOC-TCLVOA-10
GC Column:	RTX-VMS ID : 0.18	Level :	LOW

File ID/Qc Batch:	Dilution:	Prep Date	Date Analyzed	Prep Batch ID
VG037233.D	1		09/07/11	vg090711

CAS Number	Parameter	Conc.	Qualifier	MDL	LOQ / CRQL	Units
TARGETS						
75-71-8	Dichlorodifluoromethane	0.5	U	0.2	1	ug/L
74-87-3	Chloromethane	0.5	U	0.2	1	ug/L
75-01-4	Vinyl Chloride	0.5	U	0.34	1	ug/L
74-83-9	Bromomethane	0.5	U	0.2	1	ug/L
75-00-3	Chloroethane	0.5	U	0.2	1	ug/L
75-69-4	Trichlorofluoromethane	0.5	U	0.35	1	ug/L
76-13-1	1,1,2-Trichlorotrifluoroethane	1.2		0.45	1	ug/L
75-35-4	1,1-Dichloroethene	0.5	U	0.47	1	ug/L
67-64-1	Acetone	2.5	U	0.5	5	ug/L
75-15-0	Carbon Disulfide	0.5	U	0.2	1	ug/L
1634-04-4	Methyl tert-butyl Ether	0.5	U	0.35	1	ug/L
79-20-9	Methyl Acetate	0.5	U	0.2	1	ug/L
75-09-2	Methylene Chloride	0.5	U	0.41	1	ug/L
156-60-5	trans-1,2-Dichloroethene	0.5	U	0.41	1	ug/L
75-34-3	1,1-Dichloroethane	0.5	U	0.36	1	ug/L
110-82-7	Cyclohexane	0.5	U	0.2	1	ug/L
78-93-3	2-Butanone	2.5	U	1.3	5	ug/L
56-23-5	Carbon Tetrachloride	0.5	U	0.2	1	ug/L
156-59-2	cis-1,2-Dichloroethene	0.57	J	0.35	1	ug/L
67-66-3	Chloroform	0.5	U	0.34	1	ug/L
71-55-6	1,1,1-Trichloroethane	0.5	U	0.4	1	ug/L
108-87-2	Methylcyclohexane	0.5	U	0.2	1	ug/L
71-43-2	Benzene	0.5	U	0.32	1	ug/L
107-06-2	1,2-Dichloroethane	0.5	U	0.48	1	ug/L
79-01-6	Trichloroethene	5		0.28	1	ug/L
78-87-5	1,2-Dichloropropane	0.5	U	0.46	1	ug/L
75-27-4	Bromodichloromethane	0.5	U	0.36	1	ug/L
108-10-1	4-Methyl-2-Pentanone	2.5	U	2.1	5	ug/L
108-88-3	Toluene	0.5	U	0.37	1	ug/L
10061-02-6	t-1,3-Dichloropropene	0.5	U	0.29	1	ug/L
10061-01-5	cis-1,3-Dichloropropene	0.5	U	0.31	1	ug/L

Report of Analysis

Client:	Tetra Tech NUS, Inc.	Date Collected:	09/01/11
Project:	Bethpage CTO-066	Date Received:	09/02/11
Client Sample ID:	BP-VPB-GW-368	SDG No.:	C3574
Lab Sample ID:	C3574-04	Matrix:	WATER
Analytical Method:	SW8260B	% Moisture:	100
Sample Wt/Vol:	5 Units: mL	Final Vol:	5000 uL
Soil Aliquot Vol:	uL	Test:	VOC-TCLVOA-10
GC Column:	RTX-VMS ID : 0.18	Level :	LOW

File ID/Qc Batch:	Dilution:	Prep Date	Date Analyzed	Prep Batch ID
VG037233.D	1		09/07/11	vg090711

CAS Number	Parameter	Conc.	Qualifier	MDL	LOQ / CRQL	Units
79-00-5	1,1,2-Trichloroethane	0.5	U	0.38	1	ug/L
591-78-6	2-Hexanone	2.5	U	1.9	5	ug/L
124-48-1	Dibromochloromethane	0.5	U	0.2	1	ug/L
106-93-4	1,2-Dibromoethane	0.5	U	0.41	1	ug/L
127-18-4	Tetrachloroethene	0.5	U	0.27	1	ug/L
108-90-7	Chlorobenzene	0.5	U	0.49	1	ug/L
100-41-4	Ethyl Benzene	0.5	U	0.2	1	ug/L
179601-23-1	m/p-Xylenes	1	U	0.95	2	ug/L
95-47-6	o-Xylene	0.5	U	0.43	1	ug/L
100-42-5	Styrene	0.5	U	0.36	1	ug/L
75-25-2	Bromoform	0.5	U	0.47	1	ug/L
98-82-8	Isopropylbenzene	0.5	U	0.45	1	ug/L
79-34-5	1,1,2,2-Tetrachloroethane	0.5	U	0.31	1	ug/L
541-73-1	1,3-Dichlorobenzene	0.5	U	0.43	1	ug/L
106-46-7	1,4-Dichlorobenzene	0.5	U	0.32	1	ug/L
95-50-1	1,2-Dichlorobenzene	0.5	U	0.45	1	ug/L
96-12-8	1,2-Dibromo-3-Chloropropane	0.5	U	0.46	1	ug/L
120-82-1	1,2,4-Trichlorobenzene	0.5	U	0.2	1	ug/L
SURROGATES						
17060-07-0	1,2-Dichloroethane-d4	41.9		70 - 120	84%	SPK: 50
1868-53-7	Dibromofluoromethane	51.6		85 - 115	103%	SPK: 50
2037-26-5	Toluene-d8	53.5		85 - 120	107%	SPK: 50
460-00-4	4-Bromofluorobenzene	55.7		75 - 120	111%	SPK: 50
INTERNAL STANDARDS						
363-72-4	Pentafluorobenzene	978344	3.93			
540-36-3	1,4-Difluorobenzene	1379530	4.74			
3114-55-4	Chlorobenzene-d5	1470880	9.7			
3855-82-1	1,4-Dichlorobenzene-d4	677963	13.4			

Report of Analysis

Client:	Tetra Tech NUS, Inc.	Date Collected:	09/01/11
Project:	Bethpage CTO-066	Date Received:	09/02/11
Client Sample ID:	BP-VPB-GW-388	SDG No.:	C3574
Lab Sample ID:	C3574-05	Matrix:	WATER
Analytical Method:	SW8260B	% Moisture:	100
Sample Wt/Vol:	5 Units: mL	Final Vol:	5000 uL
Soil Aliquot Vol:	uL	Test:	VOC-TCLVOA-10
GC Column:	RTX-VMS ID : 0.18	Level :	LOW

File ID/Qc Batch:	Dilution:	Prep Date	Date Analyzed	Prep Batch ID
VG037234.D	1		09/07/11	VG090711

CAS Number	Parameter	Conc.	Qualifier	MDL	LOQ / CRQL	Units
TARGETS						
75-71-8	Dichlorodifluoromethane	0.5	U	0.2	1	ug/L
74-87-3	Chloromethane	0.5	U	0.2	1	ug/L
75-01-4	Vinyl Chloride	0.5	U	0.34	1	ug/L
74-83-9	Bromomethane	0.5	U	0.2	1	ug/L
75-00-3	Chloroethane	0.5	U	0.2	1	ug/L
75-69-4	Trichlorofluoromethane	0.5	U	0.35	1	ug/L
76-13-1	1,1,2-Trichlorotrifluoroethane	0.5	U	0.45	1	ug/L
75-35-4	1,1-Dichloroethene	0.5	U	0.47	1	ug/L
67-64-1	Acetone	1.9	J	0.5	5	ug/L
75-15-0	Carbon Disulfide	0.5	U	0.2	1	ug/L
1634-04-4	Methyl tert-butyl Ether	0.5	U	0.35	1	ug/L
79-20-9	Methyl Acetate	0.5	U	0.2	1	ug/L
75-09-2	Methylene Chloride	0.5	U	0.41	1	ug/L
156-60-5	trans-1,2-Dichloroethene	0.5	U	0.41	1	ug/L
75-34-3	1,1-Dichloroethane	0.5	U	0.36	1	ug/L
110-82-7	Cyclohexane	0.5	U	0.2	1	ug/L
78-93-3	2-Butanone	2.5	U	1.3	5	ug/L
56-23-5	Carbon Tetrachloride	0.5	U	0.2	1	ug/L
156-59-2	cis-1,2-Dichloroethene	0.5	U	0.35	1	ug/L
67-66-3	Chloroform	0.5	U	0.34	1	ug/L
71-55-6	1,1,1-Trichloroethane	0.5	U	0.4	1	ug/L
108-87-2	Methylcyclohexane	0.5	U	0.2	1	ug/L
71-43-2	Benzene	0.5	U	0.32	1	ug/L
107-06-2	1,2-Dichloroethane	0.5	U	0.48	1	ug/L
79-01-6	Trichloroethene	0.5	U	0.28	1	ug/L
78-87-5	1,2-Dichloropropane	0.5	U	0.46	1	ug/L
75-27-4	Bromodichloromethane	0.5	U	0.36	1	ug/L
108-10-1	4-Methyl-2-Pentanone	2.5	U	2.1	5	ug/L
108-88-3	Toluene	0.5	U	0.37	1	ug/L
10061-02-6	t-1,3-Dichloropropene	0.5	U	0.29	1	ug/L
10061-01-5	cis-1,3-Dichloropropene	0.5	U	0.31	1	ug/L

Report of Analysis

Client:	Tetra Tech NUS, Inc.	Date Collected:	09/01/11
Project:	Bethpage CTO-066	Date Received:	09/02/11
Client Sample ID:	BP-VPB-GW-388	SDG No.:	C3574
Lab Sample ID:	C3574-05	Matrix:	WATER
Analytical Method:	SW8260B	% Moisture:	100
Sample Wt/Vol:	5 Units: mL	Final Vol:	5000 uL
Soil Aliquot Vol:	uL	Test:	VOC-TCLVOA-10
GC Column:	RTX-VMS ID : 0.18	Level :	LOW

File ID/Qc Batch:	Dilution:	Prep Date	Date Analyzed	Prep Batch ID
VG037234.D	1		09/07/11	VG090711

CAS Number	Parameter	Conc.	Qualifier	MDL	LOQ / CRQL	Units
79-00-5	1,1,2-Trichloroethane	0.5	U	0.38	1	ug/L
591-78-6	2-Hexanone	2.5	U	1.9	5	ug/L
124-48-1	Dibromochloromethane	0.5	U	0.2	1	ug/L
106-93-4	1,2-Dibromoethane	0.5	U	0.41	1	ug/L
127-18-4	Tetrachloroethene	0.5	U	0.27	1	ug/L
108-90-7	Chlorobenzene	0.5	U	0.49	1	ug/L
100-41-4	Ethyl Benzene	0.5	U	0.2	1	ug/L
179601-23-1	m/p-Xylenes	1	U	0.95	2	ug/L
95-47-6	o-Xylene	0.5	U	0.43	1	ug/L
100-42-5	Styrene	0.5	U	0.36	1	ug/L
75-25-2	Bromoform	0.5	U	0.47	1	ug/L
98-82-8	Isopropylbenzene	0.5	U	0.45	1	ug/L
79-34-5	1,1,2,2-Tetrachloroethane	0.5	U	0.31	1	ug/L
541-73-1	1,3-Dichlorobenzene	0.5	U	0.43	1	ug/L
106-46-7	1,4-Dichlorobenzene	0.5	U	0.32	1	ug/L
95-50-1	1,2-Dichlorobenzene	0.5	U	0.45	1	ug/L
96-12-8	1,2-Dibromo-3-Chloropropane	0.5	U	0.46	1	ug/L
120-82-1	1,2,4-Trichlorobenzene	0.5	U	0.2	1	ug/L
SURROGATES						
17060-07-0	1,2-Dichloroethane-d4	41.5		70 - 120	83%	SPK: 50
1868-53-7	Dibromofluoromethane	54.2		85 - 115	108%	SPK: 50
2037-26-5	Toluene-d8	54.2		85 - 120	108%	SPK: 50
460-00-4	4-Bromofluorobenzene	54.4		75 - 120	109%	SPK: 50
INTERNAL STANDARDS						
363-72-4	Pentafluorobenzene	1027670	3.93			
540-36-3	1,4-Difluorobenzene	1430930	4.74			
3114-55-4	Chlorobenzene-d5	1447960	9.69			
3855-82-1	1,4-Dichlorobenzene-d4	674440	13.4			

Report of Analysis

Client:	Tetra Tech NUS, Inc.	Date Collected:	09/06/11
Project:	Bethpage CTO-066	Date Received:	09/09/11
Client Sample ID:	BP-VPB129-GW-408	SDG No.:	C3640
Lab Sample ID:	C3640-06	Matrix:	WATER
Analytical Method:	SW8260B	% Moisture:	100
Sample Wt/Vol:	5 Units: mL	Final Vol:	5000 uL
Soil Aliquot Vol:	uL	Test:	VOC-TCLVOA-10
GC Column:	RTX-VMS ID : 0.18	Level :	LOW

File ID/Qc Batch:	Dilution:	Prep Date	Date Analyzed	Prep Batch ID
VG037310.D	1		09/12/11	VG091211

CAS Number	Parameter	Conc.	Qualifier	MDL	LOQ / CRQL	Units
TARGETS						
75-71-8	Dichlorodifluoromethane	0.5	U	0.2	1	ug/L
74-87-3	Chloromethane	1.6		0.2	1	ug/L
75-01-4	Vinyl Chloride	0.5	U	0.34	1	ug/L
74-83-9	Bromomethane	0.5	U	0.2	1	ug/L
75-00-3	Chloroethane	0.5	U	0.2	1	ug/L
75-69-4	Trichlorofluoromethane	0.5	U	0.35	1	ug/L
76-13-1	1,1,2-Trichlorotrifluoroethane	0.5	U	0.45	1	ug/L
75-35-4	1,1-Dichloroethene	0.5	U	0.47	1	ug/L
67-64-1	Acetone	50		0.5	5	ug/L
75-15-0	Carbon Disulfide	0.5	U	0.2	1	ug/L
1634-04-4	Methyl tert-butyl Ether	0.5	U	0.35	1	ug/L
79-20-9	Methyl Acetate	0.5	U	0.2	1	ug/L
75-09-2	Methylene Chloride	0.5	U	0.41	1	ug/L
156-60-5	trans-1,2-Dichloroethene	0.5	U	0.41	1	ug/L
75-34-3	1,1-Dichloroethane	0.5	U	0.36	1	ug/L
110-82-7	Cyclohexane	0.5	U	0.2	1	ug/L
78-93-3	2-Butanone	2.5	U	1.3	5	ug/L
56-23-5	Carbon Tetrachloride	0.5	U	0.2	1	ug/L
156-59-2	cis-1,2-Dichloroethene	0.5	U	0.35	1	ug/L
67-66-3	Chloroform	0.5	U	0.34	1	ug/L
71-55-6	1,1,1-Trichloroethane	0.5	U	0.4	1	ug/L
108-87-2	Methylcyclohexane	0.5	U	0.2	1	ug/L
71-43-2	Benzene	0.5	U	0.32	1	ug/L
107-06-2	1,2-Dichloroethane	0.5	U	0.48	1	ug/L
79-01-6	Trichloroethene	0.5	U	0.28	1	ug/L
78-87-5	1,2-Dichloropropane	0.5	U	0.46	1	ug/L
75-27-4	Bromodichloromethane	0.5	U	0.36	1	ug/L
108-10-1	4-Methyl-2-Pentanone	2.5	U	2.1	5	ug/L
108-88-3	Toluene	0.5	U	0.37	1	ug/L
10061-02-6	t-1,3-Dichloropropene	0.5	U	0.29	1	ug/L
10061-01-5	cis-1,3-Dichloropropene	0.5	U	0.31	1	ug/L

Report of Analysis

Client:	Tetra Tech NUS, Inc.	Date Collected:	09/06/11
Project:	Bethpage CTO-066	Date Received:	09/09/11
Client Sample ID:	BP-VPB129-GW-408	SDG No.:	C3640
Lab Sample ID:	C3640-06	Matrix:	WATER
Analytical Method:	SW8260B	% Moisture:	100
Sample Wt/Vol:	5 Units: mL	Final Vol:	5000 uL
Soil Aliquot Vol:	uL	Test:	VOC-TCLVOA-10
GC Column:	RTX-VMS ID : 0.18	Level :	LOW

File ID/Qc Batch:	Dilution:	Prep Date	Date Analyzed	Prep Batch ID
VG037310.D	1		09/12/11	VG091211

CAS Number	Parameter	Conc.	Qualifier	MDL	LOQ / CRQL	Units
79-00-5	1,1,2-Trichloroethane	0.5	U	0.38	1	ug/L
591-78-6	2-Hexanone	2.5	U	1.9	5	ug/L
124-48-1	Dibromochloromethane	0.5	U	0.2	1	ug/L
106-93-4	1,2-Dibromoethane	0.5	U	0.41	1	ug/L
127-18-4	Tetrachloroethene	0.5	U	0.27	1	ug/L
108-90-7	Chlorobenzene	0.5	U	0.49	1	ug/L
100-41-4	Ethyl Benzene	0.5	U	0.2	1	ug/L
179601-23-1	m/p-Xylenes	1	U	0.95	2	ug/L
95-47-6	o-Xylene	0.5	U	0.43	1	ug/L
100-42-5	Styrene	0.5	U	0.36	1	ug/L
75-25-2	Bromoform	0.5	U	0.47	1	ug/L
98-82-8	Isopropylbenzene	0.5	U	0.45	1	ug/L
79-34-5	1,1,2,2-Tetrachloroethane	0.5	U	0.31	1	ug/L
541-73-1	1,3-Dichlorobenzene	0.5	U	0.43	1	ug/L
106-46-7	1,4-Dichlorobenzene	0.5	U	0.32	1	ug/L
95-50-1	1,2-Dichlorobenzene	0.5	U	0.45	1	ug/L
96-12-8	1,2-Dibromo-3-Chloropropane	0.5	U	0.46	1	ug/L
120-82-1	1,2,4-Trichlorobenzene	0.5	U	0.2	1	ug/L
SURROGATES						
17060-07-0	1,2-Dichloroethane-d4	88.9	*	70 - 120	178%	SPK: 50
1868-53-7	Dibromofluoromethane	70.2	*	85 - 115	140%	SPK: 50
2037-26-5	Toluene-d8	46.6		85 - 120	93%	SPK: 50
460-00-4	4-Bromofluorobenzene	46		75 - 120	92%	SPK: 50
INTERNAL STANDARDS						
363-72-4	Pentafluorobenzene	394540	3.92			
540-36-3	1,4-Difluorobenzene	767668	4.73			
3114-55-4	Chlorobenzene-d5	765978	9.69			
3855-82-1	1,4-Dichlorobenzene-d4	259284	13.4			
TENTATIVE IDENTIFIED COMPOUNDS						
75-65-0	Tert butyl alcohol	25	J		2.06	ug/L
91-20-3	Naphthalene	0.51	J		16.95	ug/L

Report of Analysis

Client:	Tetra Tech NUS, Inc.	Date Collected:	09/06/11
Project:	Bethpage CTO-066	Date Received:	09/09/11
Client Sample ID:	BP-VPB129-GW-428	SDG No.:	C3640
Lab Sample ID:	C3640-07	Matrix:	SOIL
Analytical Method:	SW8260B	% Moisture:	91
Sample Wt/Vol:	4.99 Units: g	Final Vol:	5000 uL
Soil Aliquot Vol:	uL	Test:	VOC-TCLVOA-10
GC Column:	RTX-VMS ID : 0.18	Level :	LOW

File ID/Qc Batch:	Dilution:	Prep Date	Date Analyzed	Prep Batch ID
VF028530.D	1		09/13/11	VF091311

CAS Number	Parameter	Conc.	Qualifier	MDL	LOQ / CRQL	Units
TARGETS						
75-71-8	Dichlorodifluoromethane	28	U	7.2	56	ug/Kg
74-87-3	Chloromethane	28	U	9.6	56	ug/Kg
75-01-4	Vinyl Chloride	28	U	14	56	ug/Kg
74-83-9	Bromomethane	28	U	27	56	ug/Kg
75-00-3	Chloroethane	28	U	16	56	ug/Kg
75-69-4	Trichlorofluoromethane	28	U	15	56	ug/Kg
76-13-1	1,1,2-Trichlorotrifluoroethane	28	U	15	56	ug/Kg
75-35-4	1,1-Dichloroethene	28	U	16	56	ug/Kg
67-64-1	Acetone	140	U	34	280	ug/Kg
75-15-0	Carbon Disulfide	28	U	12	56	ug/Kg
1634-04-4	Methyl tert-butyl Ether	28	U	11	56	ug/Kg
79-20-9	Methyl Acetate	28	U	17	56	ug/Kg
75-09-2	Methylene Chloride	28	U	16	56	ug/Kg
156-60-5	trans-1,2-Dichloroethene	28	U	7.7	56	ug/Kg
75-34-3	1,1-Dichloroethane	28	U	10	56	ug/Kg
110-82-7	Cyclohexane	28	U	11	56	ug/Kg
78-93-3	2-Butanone	140	U	35	280	ug/Kg
56-23-5	Carbon Tetrachloride	28	U	11	56	ug/Kg
156-59-2	cis-1,2-Dichloroethene	28	U	9.9	56	ug/Kg
67-66-3	Chloroform	28	U	8.2	56	ug/Kg
71-55-6	1,1,1-Trichloroethane	28	U	9.8	56	ug/Kg
108-87-2	Methylcyclohexane	28	U	12	56	ug/Kg
71-43-2	Benzene	28	U	4.2	56	ug/Kg
107-06-2	1,2-Dichloroethane	28	U	7.1	56	ug/Kg
79-01-6	Trichloroethene	28	U	9.6	56	ug/Kg
78-87-5	1,2-Dichloropropane	28	U	2.9	56	ug/Kg
75-27-4	Bromodichloromethane	28	U	6.9	56	ug/Kg
108-10-1	4-Methyl-2-Pentanone	140	U	33	280	ug/Kg
108-88-3	Toluene	28	U	7.1	56	ug/Kg
10061-02-6	t-1,3-Dichloropropene	28	U	8.8	56	ug/Kg
10061-01-5	cis-1,3-Dichloropropene	28	U	8	56	ug/Kg

Report of Analysis

Client:	Tetra Tech NUS, Inc.	Date Collected:	09/06/11
Project:	Bethpage CTO-066	Date Received:	09/09/11
Client Sample ID:	BP-VPB129-GW-428	SDG No.:	C3640
Lab Sample ID:	C3640-07	Matrix:	SOIL
Analytical Method:	SW8260B	% Moisture:	91
Sample Wt/Vol:	4.99 Units: g	Final Vol:	5000 uL
Soil Aliquot Vol:	uL	Test:	VOC-TCLVOA-10
GC Column:	RTX-VMS ID : 0.18	Level :	LOW

File ID/Qc Batch:	Dilution:	Prep Date	Date Analyzed	Prep Batch ID
VF028530.D	1		09/13/11	VF091311

CAS Number	Parameter	Conc.	Qualifier	MDL	LOQ / CRQL	Units
79-00-5	1,1,2-Trichloroethane	28	U	10	56	ug/Kg
591-78-6	2-Hexanone	140	U	44	280	ug/Kg
124-48-1	Dibromochloromethane	28	U	6	56	ug/Kg
106-93-4	1,2-Dibromoethane	28	U	7.1	56	ug/Kg
127-18-4	Tetrachloroethene	28	U	11	56	ug/Kg
108-90-7	Chlorobenzene	28	U	5.6	56	ug/Kg
100-41-4	Ethyl Benzene	28	U	6.9	56	ug/Kg
179601-23-1	m/p-Xylenes	55	U	8	110	ug/Kg
95-47-6	o-Xylene	28	U	7.6	56	ug/Kg
100-42-5	Styrene	28	U	5	56	ug/Kg
75-25-2	Bromoform	28	U	8.2	56	ug/Kg
98-82-8	Isopropylbenzene	28	U	5.3	56	ug/Kg
79-34-5	1,1,2,2-Tetrachloroethane	28	U	5.1	56	ug/Kg
541-73-1	1,3-Dichlorobenzene	28	U	4.1	56	ug/Kg
106-46-7	1,4-Dichlorobenzene	28	U	4.6	56	ug/Kg
95-50-1	1,2-Dichlorobenzene	28	U	6.9	56	ug/Kg
96-12-8	1,2-Dibromo-3-Chloropropane	28	U	9.7	56	ug/Kg
120-82-1	1,2,4-Trichlorobenzene	28	U	7.8	56	ug/Kg
SURROGATES						
17060-07-0	1,2-Dichloroethane-d4	39.4		55 - 158	79%	SPK: 50
1868-53-7	Dibromofluoromethane	50.2		53 - 156	100%	SPK: 50
2037-26-5	Toluene-d8	51.8		85 - 115	104%	SPK: 50
460-00-4	4-Bromofluorobenzene	43.2		85 - 120	86%	SPK: 50
INTERNAL STANDARDS						
363-72-4	Pentafluorobenzene	495372	3.18			
540-36-3	1,4-Difluorobenzene	749423	3.78			
3114-55-4	Chlorobenzene-d5	642625	7.12			
3855-82-1	1,4-Dichlorobenzene-d4	311665	9			
TENTATIVE IDENTIFIED COMPOUNDS						
000493-01-6	Naphthalene, decahydro-, cis-	500	J		9.43	ug/Kg
1000152-47-3	trans-Decalin, 2-methyl-	570	J		9.5	ug/Kg
002958-76-1	Naphthalene, decahydro-2-methyl-	690	J		9.64	ug/Kg

Report of Analysis

Client:	Tetra Tech NUS, Inc.	Date Collected:	09/06/11
Project:	Bethpage CTO-066	Date Received:	09/09/11
Client Sample ID:	BP-VPB129-GW-428	SDG No.:	C3640
Lab Sample ID:	C3640-07	Matrix:	SOIL
Analytical Method:	SW8260B	% Moisture:	91
Sample Wt/Vol:	4.99 Units: g	Final Vol:	5000 uL
Soil Aliquot Vol:	uL	Test:	VOC-TCLVOA-10
GC Column:	RTX-VMS ID : 0.18	Level :	LOW

File ID/Qc Batch:	Dilution:	Prep Date	Date Analyzed	Prep Batch ID
VF028530.D	1		09/13/11	VF091311

CAS Number	Parameter	Conc.	Qualifier	MDL	LOQ / CRQL	Units
1000155-85-6	cis-Decalin, 2-syn-methyl-	440	J		9.69	ug/Kg
068261-88-1	4,4-Dimethyl-2-propenylcyclopentan	680	J		9.8	ug/Kg
000112-40-3	Dodecane	1500	J		9.87	ug/Kg
1000158-89-1	Decalin, syn-1-methyl-, cis-	1100	J		9.99	ug/Kg
1000061-84-1	3-Undecene, 5-methyl-	400	J		10.26	ug/Kg
066660-40-0	cis, cis-2-Ethylbicyclo[4.4.0]deca	370	J		10.4	ug/Kg
000629-50-5	Tridecane	420	J		10.49	ug/Kg

U = Not Detected

LOQ = Limit of Quantitation

MDL = Method Detection Limit

LOD = Limit of Detection

E = Value Exceeds Calibration Range

J = Estimated Value

B = Analyte Found in Associated Method Blank

N = Presumptive Evidence of a Compound

* = Values outside of QC limits

D = Dilution

Report of Analysis

Client:	Tetra Tech NUS, Inc.	Date Collected:	09/06/11
Project:	Bethpage CTO-066	Date Received:	09/09/11
Client Sample ID:	BP-VPB129-GW-448	SDG No.:	C3640
Lab Sample ID:	C3640-08	Matrix:	SOIL
Analytical Method:	SW8260B	% Moisture:	90
Sample Wt/Vol:	5.07 Units: g	Final Vol:	5000 uL
Soil Aliquot Vol:	uL	Test:	VOC-TCLVOA-10
GC Column:	RTX-VMS ID : 0.18	Level :	LOW

File ID/Qc Batch:	Dilution:	Prep Date	Date Analyzed	Prep Batch ID
VF028531.D	1		09/13/11	VF091311

CAS Number	Parameter	Conc.	Qualifier	MDL	LOQ / CRQL	Units
TARGETS						
75-71-8	Dichlorodifluoromethane	24.5	U	6.4	49	ug/Kg
74-87-3	Chloromethane	24.5	U	8.5	49	ug/Kg
75-01-4	Vinyl Chloride	24.5	U	12	49	ug/Kg
74-83-9	Bromomethane	24.5	U	24	49	ug/Kg
75-00-3	Chloroethane	24.5	U	14	49	ug/Kg
75-69-4	Trichlorofluoromethane	24.5	U	13	49	ug/Kg
76-13-1	1,1,2-Trichlorotrifluoroethane	24.5	U	13	49	ug/Kg
75-35-4	1,1-Dichloroethene	24.5	U	14	49	ug/Kg
67-64-1	Acetone	125	U	30	250	ug/Kg
75-15-0	Carbon Disulfide	24.5	U	10	49	ug/Kg
1634-04-4	Methyl tert-butyl Ether	24.5	U	9.5	49	ug/Kg
79-20-9	Methyl Acetate	24.5	U	15	49	ug/Kg
75-09-2	Methylene Chloride	24.5	U	14	49	ug/Kg
156-60-5	trans-1,2-Dichloroethene	24.5	U	6.8	49	ug/Kg
75-34-3	1,1-Dichloroethane	24.5	U	9.3	49	ug/Kg
110-82-7	Cyclohexane	24.5	U	10	49	ug/Kg
78-93-3	2-Butanone	125	U	31	250	ug/Kg
56-23-5	Carbon Tetrachloride	24.5	U	9.8	49	ug/Kg
156-59-2	cis-1,2-Dichloroethene	24.5	U	8.8	49	ug/Kg
67-66-3	Chloroform	24.5	U	7.3	49	ug/Kg
71-55-6	1,1,1-Trichloroethane	24.5	U	8.7	49	ug/Kg
108-87-2	Methylcyclohexane	24.5	U	10	49	ug/Kg
71-43-2	Benzene	24.5	U	3.7	49	ug/Kg
107-06-2	1,2-Dichloroethane	24.5	U	6.3	49	ug/Kg
79-01-6	Trichloroethene	24.5	U	8.5	49	ug/Kg
78-87-5	1,2-Dichloropropane	24.5	U	2.6	49	ug/Kg
75-27-4	Bromodichloromethane	24.5	U	6.1	49	ug/Kg
108-10-1	4-Methyl-2-Pentanone	125	U	29	250	ug/Kg
108-88-3	Toluene	24.5	U	6.3	49	ug/Kg
10061-02-6	t-1,3-Dichloropropene	24.5	U	7.8	49	ug/Kg
10061-01-5	cis-1,3-Dichloropropene	24.5	U	7.1	49	ug/Kg

Report of Analysis

Client:	Tetra Tech NUS, Inc.	Date Collected:	09/06/11
Project:	Bethpage CTO-066	Date Received:	09/09/11
Client Sample ID:	BP-VPB129-GW-448	SDG No.:	C3640
Lab Sample ID:	C3640-08	Matrix:	SOIL
Analytical Method:	SW8260B	% Moisture:	90
Sample Wt/Vol:	5.07 Units: g	Final Vol:	5000 uL
Soil Aliquot Vol:	uL	Test:	VOC-TCLVOA-10
GC Column:	RTX-VMS ID : 0.18	Level :	LOW

File ID/Qc Batch:	Dilution:	Prep Date	Date Analyzed	Prep Batch ID
VF028531.D	1		09/13/11	VF091311

CAS Number	Parameter	Conc.	Qualifier	MDL	LOQ / CRQL	Units
79-00-5	1,1,2-Trichloroethane	24.5	U	8.9	49	ug/Kg
591-78-6	2-Hexanone	125	U	39	250	ug/Kg
124-48-1	Dibromochloromethane	24.5	U	5.3	49	ug/Kg
106-93-4	1,2-Dibromoethane	24.5	U	6.3	49	ug/Kg
127-18-4	Tetrachloroethene	24.5	U	10	49	ug/Kg
108-90-7	Chlorobenzene	24.5	U	4.9	49	ug/Kg
100-41-4	Ethyl Benzene	24.5	U	6.1	49	ug/Kg
179601-23-1	m/p-Xylenes	49.5	U	7.1	99	ug/Kg
95-47-6	o-Xylene	24.5	U	6.7	49	ug/Kg
100-42-5	Styrene	24.5	U	4.4	49	ug/Kg
75-25-2	Bromoform	24.5	U	7.3	49	ug/Kg
98-82-8	Isopropylbenzene	24.5	U	4.7	49	ug/Kg
79-34-5	1,1,2,2-Tetrachloroethane	24.5	U	4.5	49	ug/Kg
541-73-1	1,3-Dichlorobenzene	24.5	U	3.6	49	ug/Kg
106-46-7	1,4-Dichlorobenzene	24.5	U	4	49	ug/Kg
95-50-1	1,2-Dichlorobenzene	24.5	U	6.1	49	ug/Kg
96-12-8	1,2-Dibromo-3-Chloropropane	24.5	U	8.6	49	ug/Kg
120-82-1	1,2,4-Trichlorobenzene	24.5	U	6.9	49	ug/Kg
SURROGATES						
17060-07-0	1,2-Dichloroethane-d4	36.3		55 - 158	73%	SPK: 50
1868-53-7	Dibromofluoromethane	46.2		53 - 156	92%	SPK: 50
2037-26-5	Toluene-d8	45.3		85 - 115	91%	SPK: 50
460-00-4	4-Bromofluorobenzene	38.2	*	85 - 120	76%	SPK: 50
INTERNAL STANDARDS						
363-72-4	Pentafluorobenzene	597378	3.17			
540-36-3	1,4-Difluorobenzene	918304	3.77			
3114-55-4	Chlorobenzene-d5	778585	7.12			
3855-82-1	1,4-Dichlorobenzene-d4	384924	9			
TENTATIVE IDENTIFIED COMPOUNDS						
001120-21-4	Undecane	400	J		9.18	ug/Kg
000176-63-6	Spiro[4.5]decane	440	J		9.42	ug/Kg
002958-76-1	Naphthalene, decahydro-2-methyl-	550	J		9.5	ug/Kg

Report of Analysis

Client:	Tetra Tech NUS, Inc.	Date Collected:	09/06/11
Project:	Bethpage CTO-066	Date Received:	09/09/11
Client Sample ID:	BP-VPB129-GW-448	SDG No.:	C3640
Lab Sample ID:	C3640-08	Matrix:	SOIL
Analytical Method:	SW8260B	% Moisture:	90
Sample Wt/Vol:	5.07 Units: g	Final Vol:	5000 uL
Soil Aliquot Vol:	uL	Test:	VOC-TCLVOA-10
GC Column:	RTX-VMS ID : 0.18	Level :	LOW

File ID/Qc Batch:	Dilution:	Prep Date	Date Analyzed	Prep Batch ID
VF028531.D	1		09/13/11	VF091311

CAS Number	Parameter	Conc.	Qualifier	MDL	LOQ / CRQL	Units
002958-75-0	1-Methyldecahydronaphthalene	650	J		9.64	ug/Kg
1000152-47-3	trans-Decalin, 2-methyl-	410	J		9.69	ug/Kg
1000155-85-6	cis-Decalin, 2-syn-methyl-	620	J		9.8	ug/Kg
000112-40-3	Dodecane	1400	J		9.88	ug/Kg
1000158-89-0	Decalin, anti-1-methyl-, cis-	980	J		10	ug/Kg
041446-54-2	4-Tridecene, (Z)-	490	J		10.26	ug/Kg
000629-50-5	Tridecane	370	J		10.51	ug/Kg

U = Not Detected
 LOQ = Limit of Quantitation
 MDL = Method Detection Limit
 LOD = Limit of Detection
 E = Value Exceeds Calibration Range

J = Estimated Value
 B = Analyte Found in Associated Method Blank
 N = Presumptive Evidence of a Compound
 * = Values outside of QC limits
 D = Dilution

Report of Analysis

Client:	Tetra Tech NUS, Inc.	Date Collected:	09/06/11
Project:	Bethpage CTO-066	Date Received:	09/09/11
Client Sample ID:	BP-VPB129-GW-448RE	SDG No.:	C3640
Lab Sample ID:	C3640-08RE	Matrix:	SOIL
Analytical Method:	SW8260B	% Moisture:	90
Sample Wt/Vol:	5.07 Units: g	Final Vol:	5000 uL
Soil Aliquot Vol:	uL	Test:	VOC-TCLVOA-10
GC Column:	RTX-VMS ID : 0.18	Level :	LOW

File ID/Qc Batch:	Dilution:	Prep Date	Date Analyzed	Prep Batch ID
VF028539.D	1		09/13/11	VF091311

CAS Number	Parameter	Conc.	Qualifier	MDL	LOQ / CRQL	Units
TARGETS						
75-71-8	Dichlorodifluoromethane	24.5	U	6.4	49	ug/Kg
74-87-3	Chloromethane	24.5	U	8.5	49	ug/Kg
75-01-4	Vinyl Chloride	24.5	U	12	49	ug/Kg
74-83-9	Bromomethane	24.5	U	24	49	ug/Kg
75-00-3	Chloroethane	24.5	U	14	49	ug/Kg
75-69-4	Trichlorofluoromethane	24.5	U	13	49	ug/Kg
76-13-1	1,1,2-Trichlorotrifluoroethane	24.5	U	13	49	ug/Kg
75-35-4	1,1-Dichloroethene	24.5	U	14	49	ug/Kg
67-64-1	Acetone	125	U	30	250	ug/Kg
75-15-0	Carbon Disulfide	24.5	U	10	49	ug/Kg
1634-04-4	Methyl tert-butyl Ether	24.5	U	9.5	49	ug/Kg
79-20-9	Methyl Acetate	24.5	U	15	49	ug/Kg
75-09-2	Methylene Chloride	24.5	U	14	49	ug/Kg
156-60-5	trans-1,2-Dichloroethene	24.5	U	6.8	49	ug/Kg
75-34-3	1,1-Dichloroethane	24.5	U	9.3	49	ug/Kg
110-82-7	Cyclohexane	24.5	U	10	49	ug/Kg
78-93-3	2-Butanone	125	U	31	250	ug/Kg
56-23-5	Carbon Tetrachloride	24.5	U	9.8	49	ug/Kg
156-59-2	cis-1,2-Dichloroethene	24.5	U	8.8	49	ug/Kg
67-66-3	Chloroform	24.5	U	7.3	49	ug/Kg
71-55-6	1,1,1-Trichloroethane	24.5	U	8.7	49	ug/Kg
108-87-2	Methylcyclohexane	24.5	U	10	49	ug/Kg
71-43-2	Benzene	24.5	U	3.7	49	ug/Kg
107-06-2	1,2-Dichloroethane	24.5	U	6.3	49	ug/Kg
79-01-6	Trichloroethene	24.5	U	8.5	49	ug/Kg
78-87-5	1,2-Dichloropropane	24.5	U	2.6	49	ug/Kg
75-27-4	Bromodichloromethane	24.5	U	6.1	49	ug/Kg
108-10-1	4-Methyl-2-Pentanone	125	U	29	250	ug/Kg
108-88-3	Toluene	24.5	U	6.3	49	ug/Kg
10061-02-6	t-1,3-Dichloropropene	24.5	U	7.8	49	ug/Kg
10061-01-5	cis-1,3-Dichloropropene	24.5	U	7.1	49	ug/Kg

Report of Analysis

Client:	Tetra Tech NUS, Inc.	Date Collected:	09/06/11
Project:	Bethpage CTO-066	Date Received:	09/09/11
Client Sample ID:	BP-VPB129-GW-448RE	SDG No.:	C3640
Lab Sample ID:	C3640-08RE	Matrix:	SOIL
Analytical Method:	SW8260B	% Moisture:	90
Sample Wt/Vol:	5.07 Units: g	Final Vol:	5000 uL
Soil Aliquot Vol:	uL	Test:	VOC-TCLVOA-10
GC Column:	RTX-VMS ID : 0.18	Level :	LOW

File ID/Qc Batch:	Dilution:	Prep Date	Date Analyzed	Prep Batch ID
VF028539.D	1		09/13/11	VF091311

CAS Number	Parameter	Conc.	Qualifier	MDL	LOQ / CRQL	Units
79-00-5	1,1,2-Trichloroethane	24.5	U	8.9	49	ug/Kg
591-78-6	2-Hexanone	125	U	39	250	ug/Kg
124-48-1	Dibromochloromethane	24.5	U	5.3	49	ug/Kg
106-93-4	1,2-Dibromoethane	24.5	U	6.3	49	ug/Kg
127-18-4	Tetrachloroethene	24.5	U	10	49	ug/Kg
108-90-7	Chlorobenzene	24.5	U	4.9	49	ug/Kg
100-41-4	Ethyl Benzene	24.5	U	6.1	49	ug/Kg
179601-23-1	m/p-Xylenes	49.5	U	7.1	99	ug/Kg
95-47-6	o-Xylene	24.5	U	6.7	49	ug/Kg
100-42-5	Styrene	24.5	U	4.4	49	ug/Kg
75-25-2	Bromoform	24.5	U	7.3	49	ug/Kg
98-82-8	Isopropylbenzene	24.5	U	4.7	49	ug/Kg
79-34-5	1,1,2,2-Tetrachloroethane	24.5	U	4.5	49	ug/Kg
541-73-1	1,3-Dichlorobenzene	24.5	U	3.6	49	ug/Kg
106-46-7	1,4-Dichlorobenzene	24.5	U	4	49	ug/Kg
95-50-1	1,2-Dichlorobenzene	24.5	U	6.1	49	ug/Kg
96-12-8	1,2-Dibromo-3-Chloropropane	24.5	U	8.6	49	ug/Kg
120-82-1	1,2,4-Trichlorobenzene	24.5	U	6.9	49	ug/Kg
SURROGATES						
17060-07-0	1,2-Dichloroethane-d4	33.7		55 - 158	67%	SPK: 50
1868-53-7	Dibromofluoromethane	46		53 - 156	92%	SPK: 50
2037-26-5	Toluene-d8	44.4		85 - 115	89%	SPK: 50
460-00-4	4-Bromofluorobenzene	34.4	*	85 - 120	69%	SPK: 50
INTERNAL STANDARDS						
363-72-4	Pentafluorobenzene	640137	3.18			
540-36-3	1,4-Difluorobenzene	974865	3.78			
3114-55-4	Chlorobenzene-d5	793142	7.13			
3855-82-1	1,4-Dichlorobenzene-d4	355456	9.01			

Report of Analysis

Client:	Tetra Tech NUS, Inc.	Date Collected:	09/07/11
Project:	Bethpage CTO-066	Date Received:	09/09/11
Client Sample ID:	BP-VPB129-GW-468	SDG No.:	C3640
Lab Sample ID:	C3640-09	Matrix:	SOIL
Analytical Method:	SW8260B	% Moisture:	88
Sample Wt/Vol:	5.01 Units: g	Final Vol:	5000 uL
Soil Aliquot Vol:	uL	Test:	VOC-TCLVOA-10
GC Column:	RTX-VMS ID : 0.18	Level :	LOW

File ID/Qc Batch:	Dilution:	Prep Date	Date Analyzed	Prep Batch ID
VF028532.D	1		09/13/11	VF091311

CAS Number	Parameter	Conc.	Qualifier	MDL	LOQ / CRQL	Units
TARGETS						
75-71-8	Dichlorodifluoromethane	21	U	5.4	42	ug/Kg
74-87-3	Chloromethane	21	U	7.2	42	ug/Kg
75-01-4	Vinyl Chloride	21	U	10	42	ug/Kg
74-83-9	Bromomethane	21	U	20	42	ug/Kg
75-00-3	Chloroethane	21	U	12	42	ug/Kg
75-69-4	Trichlorofluoromethane	21	U	11	42	ug/Kg
76-13-1	1,1,2-Trichlorotrifluoroethane	21	U	11	42	ug/Kg
75-35-4	1,1-Dichloroethene	21	U	12	42	ug/Kg
67-64-1	Acetone	105	U	25	210	ug/Kg
75-15-0	Carbon Disulfide	21	U	8.8	42	ug/Kg
1634-04-4	Methyl tert-butyl Ether	21	U	8	42	ug/Kg
79-20-9	Methyl Acetate	21	U	13	42	ug/Kg
75-09-2	Methylene Chloride	21	U	12	42	ug/Kg
156-60-5	trans-1,2-Dichloroethene	21	U	5.7	42	ug/Kg
75-34-3	1,1-Dichloroethane	21	U	7.8	42	ug/Kg
110-82-7	Cyclohexane	21	U	8.4	42	ug/Kg
78-93-3	2-Butanone	105	U	26	210	ug/Kg
56-23-5	Carbon Tetrachloride	21	U	8.2	42	ug/Kg
156-59-2	cis-1,2-Dichloroethene	21	U	7.4	42	ug/Kg
67-66-3	Chloroform	21	U	6.2	42	ug/Kg
71-55-6	1,1,1-Trichloroethane	21	U	7.3	42	ug/Kg
108-87-2	Methylcyclohexane	21	U	8.8	42	ug/Kg
71-43-2	Benzene	21	U	3.2	42	ug/Kg
107-06-2	1,2-Dichloroethane	21	U	5.3	42	ug/Kg
79-01-6	Trichloroethene	21	U	7.2	42	ug/Kg
78-87-5	1,2-Dichloropropane	21	U	2.2	42	ug/Kg
75-27-4	Bromodichloromethane	21	U	5.2	42	ug/Kg
108-10-1	4-Methyl-2-Pentanone	105	U	24	210	ug/Kg
108-88-3	Toluene	21	U	5.3	42	ug/Kg
10061-02-6	t-1,3-Dichloropropene	21	U	6.6	42	ug/Kg
10061-01-5	cis-1,3-Dichloropropene	21	U	6	42	ug/Kg

Report of Analysis

Client:	Tetra Tech NUS, Inc.	Date Collected:	09/07/11
Project:	Bethpage CTO-066	Date Received:	09/09/11
Client Sample ID:	BP-VPB129-GW-468	SDG No.:	C3640
Lab Sample ID:	C3640-09	Matrix:	SOIL
Analytical Method:	SW8260B	% Moisture:	88
Sample Wt/Vol:	5.01 Units: g	Final Vol:	5000 uL
Soil Aliquot Vol:	uL	Test:	VOC-TCLVOA-10
GC Column:	RTX-VMS ID : 0.18	Level :	LOW

File ID/Qc Batch:	Dilution:	Prep Date	Date Analyzed	Prep Batch ID
VF028532.D	1		09/13/11	VF091311

CAS Number	Parameter	Conc.	Qualifier	MDL	LOQ / CRQL	Units
79-00-5	1,1,2-Trichloroethane	21	U	7.5	42	ug/Kg
591-78-6	2-Hexanone	105	U	33	210	ug/Kg
124-48-1	Dibromochloromethane	21	U	4.5	42	ug/Kg
106-93-4	1,2-Dibromoethane	21	U	5.3	42	ug/Kg
127-18-4	Tetrachloroethene	21	U	8.4	42	ug/Kg
108-90-7	Chlorobenzene	21	U	4.2	42	ug/Kg
100-41-4	Ethyl Benzene	21	U	5.2	42	ug/Kg
179601-23-1	m/p-Xylenes	41.5	U	6	83	ug/Kg
95-47-6	o-Xylene	21	U	5.7	42	ug/Kg
100-42-5	Styrene	21	U	3.7	42	ug/Kg
75-25-2	Bromoform	21	U	6.2	42	ug/Kg
98-82-8	Isopropylbenzene	21	U	4	42	ug/Kg
79-34-5	1,1,2,2-Tetrachloroethane	21	U	3.8	42	ug/Kg
541-73-1	1,3-Dichlorobenzene	21	U	3.1	42	ug/Kg
106-46-7	1,4-Dichlorobenzene	21	U	3.4	42	ug/Kg
95-50-1	1,2-Dichlorobenzene	21	U	5.2	42	ug/Kg
96-12-8	1,2-Dibromo-3-Chloropropane	21	U	7.2	42	ug/Kg
120-82-1	1,2,4-Trichlorobenzene	21	U	5.8	42	ug/Kg
SURROGATES						
17060-07-0	1,2-Dichloroethane-d4	33.5		55 - 158	67%	SPK: 50
1868-53-7	Dibromofluoromethane	44.3		53 - 156	89%	SPK: 50
2037-26-5	Toluene-d8	45.9		85 - 115	92%	SPK: 50
460-00-4	4-Bromofluorobenzene	36.8	*	85 - 120	74%	SPK: 50
INTERNAL STANDARDS						
363-72-4	Pentafluorobenzene	611883	3.17			
540-36-3	1,4-Difluorobenzene	914084	3.78			
3114-55-4	Chlorobenzene-d5	772258	7.13			
3855-82-1	1,4-Dichlorobenzene-d4	363565	9.01			
TENTATIVE IDENTIFIED COMPOUNDS						
000493-01-6	Naphthalene, decahydro-, cis-	300	J		9.43	ug/Kg
1000152-47-3	trans-Decalin, 2-methyl-	370	J		9.5	ug/Kg
002958-75-0	1-Methyldecahydronaphthalene	450	J		9.64	ug/Kg

Report of Analysis

Client:	Tetra Tech NUS, Inc.	Date Collected:	09/07/11
Project:	Bethpage CTO-066	Date Received:	09/09/11
Client Sample ID:	BP-VPB129-GW-468	SDG No.:	C3640
Lab Sample ID:	C3640-09	Matrix:	SOIL
Analytical Method:	SW8260B	% Moisture:	88
Sample Wt/Vol:	5.01 Units: g	Final Vol:	5000 uL
Soil Aliquot Vol:	uL	Test:	VOC-TCLVOA-10
GC Column:	RTX-VMS ID : 0.18	Level :	LOW

File ID/Qc Batch:	Dilution:	Prep Date	Date Analyzed	Prep Batch ID
VF028532.D	1		09/13/11	VF091311

CAS Number	Parameter	Conc.	Qualifier	MDL	LOQ / CRQL	Units
002958-76-1	Naphthalene, decahydro-2-methyl-	290	J		9.69	ug/Kg
1000155-85-6	cis-Decalin, 2-syn-methyl-	430	J		9.8	ug/Kg
000112-40-3	Dodecane	1000	J		9.87	ug/Kg
1000158-89-1	Decalin, syn-1-methyl-, cis-	690	J		9.99	ug/Kg
005617-41-4	Heptylcyclohexane	270	J		10.26	ug/Kg
066660-38-6	cis,trans-2-Ethylbicyclo[4.4.0]dec	270	J		10.41	ug/Kg
000629-50-5	Tridecane	300	J		10.5	ug/Kg

U = Not Detected

LOQ = Limit of Quantitation

MDL = Method Detection Limit

LOD = Limit of Detection

E = Value Exceeds Calibration Range

J = Estimated Value

B = Analyte Found in Associated Method Blank

N = Presumptive Evidence of a Compound

* = Values outside of QC limits

D = Dilution

Report of Analysis

Client:	Tetra Tech NUS, Inc.	Date Collected:	09/07/11
Project:	Bethpage CTO-066	Date Received:	09/09/11
Client Sample ID:	BP-VPB129-GW-468RE	SDG No.:	C3640
Lab Sample ID:	C3640-09RE	Matrix:	SOIL
Analytical Method:	SW8260B	% Moisture:	88
Sample Wt/Vol:	5.1 Units: g	Final Vol:	5000 uL
Soil Aliquot Vol:	uL	Test:	VOC-TCLVOA-10
GC Column:	RTX-VMS ID : 0.18	Level :	LOW

File ID/Qc Batch:	Dilution:	Prep Date	Date Analyzed	Prep Batch ID
VF028545.D	1		09/14/11	VF091411

CAS Number	Parameter	Conc.	Qualifier	MDL	LOQ / CRQL	Units
TARGETS						
75-71-8	Dichlorodifluoromethane	20.5	U	5.3	41	ug/Kg
74-87-3	Chloromethane	20.5	U	7	41	ug/Kg
75-01-4	Vinyl Chloride	20.5	U	10	41	ug/Kg
74-83-9	Bromomethane	20.5	U	20	41	ug/Kg
75-00-3	Chloroethane	20.5	U	11	41	ug/Kg
75-69-4	Trichlorofluoromethane	20.5	U	11	41	ug/Kg
76-13-1	1,1,2-Trichlorotrifluoroethane	20.5	U	11	41	ug/Kg
75-35-4	1,1-Dichloroethene	20.5	U	12	41	ug/Kg
67-64-1	Acetone	100	U	25	200	ug/Kg
75-15-0	Carbon Disulfide	20.5	U	8.7	41	ug/Kg
1634-04-4	Methyl tert-butyl Ether	20.5	U	7.8	41	ug/Kg
79-20-9	Methyl Acetate	20.5	U	12	41	ug/Kg
75-09-2	Methylene Chloride	20.5	U	12	41	ug/Kg
156-60-5	trans-1,2-Dichloroethene	20.5	U	5.6	41	ug/Kg
75-34-3	1,1-Dichloroethane	20.5	U	7.7	41	ug/Kg
110-82-7	Cyclohexane	20.5	U	8.3	41	ug/Kg
78-93-3	2-Butanone	100	U	25	200	ug/Kg
56-23-5	Carbon Tetrachloride	20.5	U	8.1	41	ug/Kg
156-59-2	cis-1,2-Dichloroethene	20.5	U	7.3	41	ug/Kg
67-66-3	Chloroform	20.5	U	6	41	ug/Kg
71-55-6	1,1,1-Trichloroethane	20.5	U	7.2	41	ug/Kg
108-87-2	Methylcyclohexane	20.5	U	8.7	41	ug/Kg
71-43-2	Benzene	20.5	U	3.1	41	ug/Kg
107-06-2	1,2-Dichloroethane	20.5	U	5.2	41	ug/Kg
79-01-6	Trichloroethene	20.5	U	7	41	ug/Kg
78-87-5	1,2-Dichloropropane	20.5	U	2.1	41	ug/Kg
75-27-4	Bromodichloromethane	20.5	U	5.1	41	ug/Kg
108-10-1	4-Methyl-2-Pentanone	100	U	24	200	ug/Kg
108-88-3	Toluene	20.5	U	5.2	41	ug/Kg
10061-02-6	t-1,3-Dichloropropene	20.5	U	6.5	41	ug/Kg
10061-01-5	cis-1,3-Dichloropropene	20.5	U	5.9	41	ug/Kg

Report of Analysis

Client:	Tetra Tech NUS, Inc.	Date Collected:	09/07/11
Project:	Bethpage CTO-066	Date Received:	09/09/11
Client Sample ID:	BP-VPB129-GW-468RE	SDG No.:	C3640
Lab Sample ID:	C3640-09RE	Matrix:	SOIL
Analytical Method:	SW8260B	% Moisture:	88
Sample Wt/Vol:	5.1 Units: g	Final Vol:	5000 uL
Soil Aliquot Vol:	uL	Test:	VOC-TCLVOA-10
GC Column:	RTX-VMS ID : 0.18	Level :	LOW

File ID/Qc Batch:	Dilution:	Prep Date	Date Analyzed	Prep Batch ID
VF028545.D	1		09/14/11	VF091411

CAS Number	Parameter	Conc.	Qualifier	MDL	LOQ / CRQL	Units
79-00-5	1,1,2-Trichloroethane	20.5	U	7.4	41	ug/Kg
591-78-6	2-Hexanone	100	U	32	200	ug/Kg
124-48-1	Dibromochloromethane	20.5	U	4.4	41	ug/Kg
106-93-4	1,2-Dibromoethane	20.5	U	5.2	41	ug/Kg
127-18-4	Tetrachloroethene	20.5	U	8.3	41	ug/Kg
108-90-7	Chlorobenzene	20.5	U	4.1	41	ug/Kg
100-41-4	Ethyl Benzene	20.5	U	5.1	41	ug/Kg
179601-23-1	m/p-Xylenes	41	U	5.9	82	ug/Kg
95-47-6	o-Xylene	20.5	U	5.6	41	ug/Kg
100-42-5	Styrene	20.5	U	3.7	41	ug/Kg
75-25-2	Bromoform	20.5	U	6	41	ug/Kg
98-82-8	Isopropylbenzene	20.5	U	3.9	41	ug/Kg
79-34-5	1,1,2,2-Tetrachloroethane	20.5	U	3.8	41	ug/Kg
541-73-1	1,3-Dichlorobenzene	20.5	U	3	41	ug/Kg
106-46-7	1,4-Dichlorobenzene	20.5	U	3.3	41	ug/Kg
95-50-1	1,2-Dichlorobenzene	20.5	U	5.1	41	ug/Kg
96-12-8	1,2-Dibromo-3-Chloropropane	20.5	U	7.1	41	ug/Kg
120-82-1	1,2,4-Trichlorobenzene	20.5	U	5.7	41	ug/Kg
SURROGATES						
17060-07-0	1,2-Dichloroethane-d4	35.9		55 - 158	72%	SPK: 50
1868-53-7	Dibromofluoromethane	46.1		53 - 156	92%	SPK: 50
2037-26-5	Toluene-d8	48.5		85 - 115	97%	SPK: 50
460-00-4	4-Bromofluorobenzene	39.3	*	85 - 120	79%	SPK: 50
INTERNAL STANDARDS						
363-72-4	Pentafluorobenzene	628330	3.18			
540-36-3	1,4-Difluorobenzene	946205	3.78			
3114-55-4	Chlorobenzene-d5	794470	7.12			
3855-82-1	1,4-Dichlorobenzene-d4	368612	9			

Report of Analysis

Client:	Tetra Tech NUS, Inc.	Date Collected:	09/07/11
Project:	Bethpage CTO-066	Date Received:	09/09/11
Client Sample ID:	BP-VPB129-GW-488	SDG No.:	C3640
Lab Sample ID:	C3640-10	Matrix:	SOIL
Analytical Method:	SW8260B	% Moisture:	87
Sample Wt/Vol:	5 Units: g	Final Vol:	5000 uL
Soil Aliquot Vol:	uL	Test:	VOC-TCLVOA-10
GC Column:	RTX-VMS ID : 0.18	Level :	LOW

File ID/Qc Batch:	Dilution:	Prep Date	Date Analyzed	Prep Batch ID
VF028533.D	1		09/13/11	VF091311

CAS Number	Parameter	Conc.	Qualifier	MDL	LOQ / CRQL	Units
TARGETS						
75-71-8	Dichlorodifluoromethane	19	U	5	38	ug/Kg
74-87-3	Chloromethane	19	U	6.6	38	ug/Kg
75-01-4	Vinyl Chloride	19	U	9.5	38	ug/Kg
74-83-9	Bromomethane	19	U	19	38	ug/Kg
75-00-3	Chloroethane	19	U	11	38	ug/Kg
75-69-4	Trichlorofluoromethane	19	U	10	38	ug/Kg
76-13-1	1,1,2-Trichlorotrifluoroethane	19	U	10	38	ug/Kg
75-35-4	1,1-Dichloroethene	19	U	11	38	ug/Kg
67-64-1	Acetone	95	U	23	190	ug/Kg
75-15-0	Carbon Disulfide	19	U	8.2	38	ug/Kg
1634-04-4	Methyl tert-butyl Ether	19	U	7.4	38	ug/Kg
79-20-9	Methyl Acetate	19	U	12	38	ug/Kg
75-09-2	Methylene Chloride	19	U	11	38	ug/Kg
156-60-5	trans-1,2-Dichloroethene	19	U	5.3	38	ug/Kg
75-34-3	1,1-Dichloroethane	19	U	7.2	38	ug/Kg
110-82-7	Cyclohexane	19	U	7.8	38	ug/Kg
78-93-3	2-Butanone	95	U	24	190	ug/Kg
56-23-5	Carbon Tetrachloride	19	U	7.6	38	ug/Kg
156-59-2	cis-1,2-Dichloroethene	19	U	6.8	38	ug/Kg
67-66-3	Chloroform	19	U	5.7	38	ug/Kg
71-55-6	1,1,1-Trichloroethane	19	U	6.8	38	ug/Kg
108-87-2	Methylcyclohexane	19	U	8.2	38	ug/Kg
71-43-2	Benzene	19	U	2.9	38	ug/Kg
107-06-2	1,2-Dichloroethane	19	U	4.9	38	ug/Kg
79-01-6	Trichloroethene	19	U	6.6	38	ug/Kg
78-87-5	1,2-Dichloropropane	19	U	2	38	ug/Kg
75-27-4	Bromodichloromethane	19	U	4.8	38	ug/Kg
108-10-1	4-Methyl-2-Pentanone	95	U	22	190	ug/Kg
108-88-3	Toluene	19	U	4.9	38	ug/Kg
10061-02-6	t-1,3-Dichloropropene	19	U	6.1	38	ug/Kg
10061-01-5	cis-1,3-Dichloropropene	19	U	5.5	38	ug/Kg

Report of Analysis

Client:	Tetra Tech NUS, Inc.	Date Collected:	09/07/11
Project:	Bethpage CTO-066	Date Received:	09/09/11
Client Sample ID:	BP-VPB129-GW-488	SDG No.:	C3640
Lab Sample ID:	C3640-10	Matrix:	SOIL
Analytical Method:	SW8260B	% Moisture:	87
Sample Wt/Vol:	5 Units: g	Final Vol:	5000 uL
Soil Aliquot Vol:	uL	Test:	VOC-TCLVOA-10
GC Column:	RTX-VMS ID : 0.18	Level :	LOW

File ID/Qc Batch:	Dilution:	Prep Date	Date Analyzed	Prep Batch ID
VF028533.D	1		09/13/11	VF091311

CAS Number	Parameter	Conc.	Qualifier	MDL	LOQ / CRQL	Units
79-00-5	1,1,2-Trichloroethane	19	U	6.9	38	ug/Kg
591-78-6	2-Hexanone	95	U	30	190	ug/Kg
124-48-1	Dibromochloromethane	19	U	4.2	38	ug/Kg
106-93-4	1,2-Dibromoethane	19	U	4.9	38	ug/Kg
127-18-4	Tetrachloroethene	19	U	7.8	38	ug/Kg
108-90-7	Chlorobenzene	19	U	3.8	38	ug/Kg
100-41-4	Ethyl Benzene	19	U	4.8	38	ug/Kg
179601-23-1	m/p-Xylenes	38.5	U	5.5	77	ug/Kg
95-47-6	o-Xylene	19	U	5.2	38	ug/Kg
100-42-5	Styrene	19	U	3.5	38	ug/Kg
75-25-2	Bromoform	19	U	5.7	38	ug/Kg
98-82-8	Isopropylbenzene	19	U	3.7	38	ug/Kg
79-34-5	1,1,2,2-Tetrachloroethane	19	U	3.5	38	ug/Kg
541-73-1	1,3-Dichlorobenzene	19	U	2.8	38	ug/Kg
106-46-7	1,4-Dichlorobenzene	19	U	3.2	38	ug/Kg
95-50-1	1,2-Dichlorobenzene	19	U	4.8	38	ug/Kg
96-12-8	1,2-Dibromo-3-Chloropropane	19	U	6.7	38	ug/Kg
120-82-1	1,2,4-Trichlorobenzene	19	U	5.4	38	ug/Kg
SURROGATES						
17060-07-0	1,2-Dichloroethane-d4	35.8		55 - 158	72%	SPK: 50
1868-53-7	Dibromofluoromethane	46.4		53 - 156	93%	SPK: 50
2037-26-5	Toluene-d8	45.8		85 - 115	92%	SPK: 50
460-00-4	4-Bromofluorobenzene	37.5	*	85 - 120	75%	SPK: 50
INTERNAL STANDARDS						
363-72-4	Pentafluorobenzene	595291	3.17			
540-36-3	1,4-Difluorobenzene	923091	3.78			
3114-55-4	Chlorobenzene-d5	787019	7.12			
3855-82-1	1,4-Dichlorobenzene-d4	367830	9			
TENTATIVE IDENTIFIED COMPOUNDS						
001120-21-4	Undecane	330	J		9.17	ug/Kg
000493-01-6	Naphthalene, decahydro-, cis-	390	J		9.43	ug/Kg
000089-82-7	Pulegone	460	J		9.5	ug/Kg

Report of Analysis

Client:	Tetra Tech NUS, Inc.	Date Collected:	09/07/11
Project:	Bethpage CTO-066	Date Received:	09/09/11
Client Sample ID:	BP-VPB129-GW-488	SDG No.:	C3640
Lab Sample ID:	C3640-10	Matrix:	SOIL
Analytical Method:	SW8260B	% Moisture:	87
Sample Wt/Vol:	5 Units: g	Final Vol:	5000 uL
Soil Aliquot Vol:	uL	Test:	VOC-TCLVOA-10
GC Column:	RTX-VMS ID : 0.18	Level :	LOW

File ID/Qc Batch:	Dilution:	Prep Date	Date Analyzed	Prep Batch ID
VF028533.D	1		09/13/11	VF091311

CAS Number	Parameter	Conc.	Qualifier	MDL	LOQ / CRQL	Units
002958-76-1	Naphthalene, decahydro-2-methyl-	570	J		9.63	ug/Kg
1000155-85-6	cis-Decalin, 2-syn-methyl-	360	J		9.69	ug/Kg
015232-92-5	Cyclohexene, 3-pentyl-	510	J		9.8	ug/Kg
000112-40-3	Dodecane	1300	J		9.87	ug/Kg
1000158-89-1	Decalin, syn-1-methyl-, cis-	870	J		9.99	ug/Kg
053771-88-3	Cyclopentane, 1-methyl-3-(1-methyl	340	J		10.25	ug/Kg
000629-50-5	Tridecane	370	J		10.49	ug/Kg

U = Not Detected
 LOQ = Limit of Quantitation
 MDL = Method Detection Limit
 LOD = Limit of Detection
 E = Value Exceeds Calibration Range

J = Estimated Value
 B = Analyte Found in Associated Method Blank
 N = Presumptive Evidence of a Compound
 * = Values outside of QC limits
 D = Dilution

Report of Analysis

Client:	Tetra Tech NUS, Inc.	Date Collected:	09/07/11
Project:	Bethpage CTO-066	Date Received:	09/09/11
Client Sample ID:	BP-VPB129-GW-488RE	SDG No.:	C3640
Lab Sample ID:	C3640-10RE	Matrix:	SOIL
Analytical Method:	SW8260B	% Moisture:	87
Sample Wt/Vol:	5.08 Units: g	Final Vol:	5000 uL
Soil Aliquot Vol:	uL	Test:	VOC-TCLVOA-10
GC Column:	RTX-VMS ID : 0.18	Level :	LOW

File ID/Qc Batch:	Dilution:	Prep Date	Date Analyzed	Prep Batch ID
VF028546.D	1		09/14/11	VF091411

CAS Number	Parameter	Conc.	Qualifier	MDL	LOQ / CRQL	Units
TARGETS						
75-71-8	Dichlorodifluoromethane	19	U	4.9	38	ug/Kg
74-87-3	Chloromethane	19	U	6.5	38	ug/Kg
75-01-4	Vinyl Chloride	19	U	9.3	38	ug/Kg
74-83-9	Bromomethane	19	U	19	38	ug/Kg
75-00-3	Chloroethane	19	U	11	38	ug/Kg
75-69-4	Trichlorofluoromethane	19	U	10	38	ug/Kg
76-13-1	1,1,2-Trichlorotrifluoroethane	19	U	10	38	ug/Kg
75-35-4	1,1-Dichloroethene	19	U	11	38	ug/Kg
67-64-1	Acetone	95	U	23	190	ug/Kg
75-15-0	Carbon Disulfide	19	U	8	38	ug/Kg
1634-04-4	Methyl tert-butyl Ether	19	U	7.3	38	ug/Kg
79-20-9	Methyl Acetate	19	U	11	38	ug/Kg
75-09-2	Methylene Chloride	19	U	11	38	ug/Kg
156-60-5	trans-1,2-Dichloroethene	19	U	5.2	38	ug/Kg
75-34-3	1,1-Dichloroethane	19	U	7.1	38	ug/Kg
110-82-7	Cyclohexane	19	U	7.6	38	ug/Kg
78-93-3	2-Butanone	95	U	24	190	ug/Kg
56-23-5	Carbon Tetrachloride	19	U	7.5	38	ug/Kg
156-59-2	cis-1,2-Dichloroethene	19	U	6.7	38	ug/Kg
67-66-3	Chloroform	19	U	5.6	38	ug/Kg
71-55-6	1,1,1-Trichloroethane	19	U	6.7	38	ug/Kg
108-87-2	Methylcyclohexane	19	U	8	38	ug/Kg
71-43-2	Benzene	19	U	2.9	38	ug/Kg
107-06-2	1,2-Dichloroethane	19	U	4.8	38	ug/Kg
79-01-6	Trichloroethene	19	U	6.5	38	ug/Kg
78-87-5	1,2-Dichloropropane	19	U	2	38	ug/Kg
75-27-4	Bromodichloromethane	19	U	4.7	38	ug/Kg
108-10-1	4-Methyl-2-Pentanone	95	U	22	190	ug/Kg
108-88-3	Toluene	19	U	4.8	38	ug/Kg
10061-02-6	t-1,3-Dichloropropene	19	U	6	38	ug/Kg
10061-01-5	cis-1,3-Dichloropropene	19	U	5.5	38	ug/Kg

Report of Analysis

Client:	Tetra Tech NUS, Inc.	Date Collected:	09/07/11
Project:	Bethpage CTO-066	Date Received:	09/09/11
Client Sample ID:	BP-VPB129-GW-488RE	SDG No.:	C3640
Lab Sample ID:	C3640-10RE	Matrix:	SOIL
Analytical Method:	SW8260B	% Moisture:	87
Sample Wt/Vol:	5.08 Units: g	Final Vol:	5000 uL
Soil Aliquot Vol:	uL	Test:	VOC-TCLVOA-10
GC Column:	RTX-VMS ID : 0.18	Level :	LOW

File ID/Qc Batch:	Dilution:	Prep Date	Date Analyzed	Prep Batch ID
VF028546.D	1		09/14/11	VF091411

CAS Number	Parameter	Conc.	Qualifier	MDL	LOQ / CRQL	Units
79-00-5	1,1,2-Trichloroethane	19	U	6.8	38	ug/Kg
591-78-6	2-Hexanone	95	U	30	190	ug/Kg
124-48-1	Dibromochloromethane	19	U	4.1	38	ug/Kg
106-93-4	1,2-Dibromoethane	19	U	4.8	38	ug/Kg
127-18-4	Tetrachloroethene	19	U	7.6	38	ug/Kg
108-90-7	Chlorobenzene	19	U	3.8	38	ug/Kg
100-41-4	Ethyl Benzene	19	U	4.7	38	ug/Kg
179601-23-1	m/p-Xylenes	38	U	5.5	76	ug/Kg
95-47-6	o-Xylene	19	U	5.1	38	ug/Kg
100-42-5	Styrene	19	U	3.4	38	ug/Kg
75-25-2	Bromoform	19	U	5.6	38	ug/Kg
98-82-8	Isopropylbenzene	19	U	3.6	38	ug/Kg
79-34-5	1,1,2,2-Tetrachloroethane	19	U	3.5	38	ug/Kg
541-73-1	1,3-Dichlorobenzene	19	U	2.8	38	ug/Kg
106-46-7	1,4-Dichlorobenzene	19	U	3.1	38	ug/Kg
95-50-1	1,2-Dichlorobenzene	19	U	4.7	38	ug/Kg
96-12-8	1,2-Dibromo-3-Chloropropane	19	U	6.6	38	ug/Kg
120-82-1	1,2,4-Trichlorobenzene	19	U	5.3	38	ug/Kg
SURROGATES						
17060-07-0	1,2-Dichloroethane-d4	36.4		55 - 158	73%	SPK: 50
1868-53-7	Dibromofluoromethane	45.6		53 - 156	91%	SPK: 50
2037-26-5	Toluene-d8	48.3		85 - 115	97%	SPK: 50
460-00-4	4-Bromofluorobenzene	39	*	85 - 120	78%	SPK: 50
INTERNAL STANDARDS						
363-72-4	Pentafluorobenzene	613470	3.18			
540-36-3	1,4-Difluorobenzene	938953	3.77			
3114-55-4	Chlorobenzene-d5	779295	7.13			
3855-82-1	1,4-Dichlorobenzene-d4	362122	9.01			

Report of Analysis

Client:	Tetra Tech NUS, Inc.	Date Collected:	09/07/11
Project:	Bethpage CTO-066	Date Received:	09/09/11
Client Sample ID:	BP-VPB129-GW-508	SDG No.:	C3640
Lab Sample ID:	C3640-11	Matrix:	WATER
Analytical Method:	SW8260B	% Moisture:	100
Sample Wt/Vol:	5 Units: mL	Final Vol:	5000 uL
Soil Aliquot Vol:	uL	Test:	VOC-TCLVOA-10
GC Column:	RTX-VMS ID : 0.18	Level :	LOW

File ID/Qc Batch:	Dilution:	Prep Date	Date Analyzed	Prep Batch ID
VG037315.D	1		09/12/11	VG091211

CAS Number	Parameter	Conc.	Qualifier	MDL	LOQ / CRQL	Units
TARGETS						
75-71-8	Dichlorodifluoromethane	0.53	J	0.2	1	ug/L
74-87-3	Chloromethane	0.5	U	0.2	1	ug/L
75-01-4	Vinyl Chloride	0.5	U	0.34	1	ug/L
74-83-9	Bromomethane	0.5	U	0.2	1	ug/L
75-00-3	Chloroethane	0.5	U	0.2	1	ug/L
75-69-4	Trichlorofluoromethane	0.5	U	0.35	1	ug/L
76-13-1	1,1,2-Trichlorotrifluoroethane	9.1		0.45	1	ug/L
75-35-4	1,1-Dichloroethene	1.4		0.47	1	ug/L
67-64-1	Acetone	2.5	U	0.5	5	ug/L
75-15-0	Carbon Disulfide	0.5	U	0.2	1	ug/L
1634-04-4	Methyl tert-butyl Ether	0.5	U	0.35	1	ug/L
79-20-9	Methyl Acetate	0.5	U	0.2	1	ug/L
75-09-2	Methylene Chloride	0.5	U	0.41	1	ug/L
156-60-5	trans-1,2-Dichloroethene	0.5	U	0.41	1	ug/L
75-34-3	1,1-Dichloroethane	0.5	U	0.36	1	ug/L
110-82-7	Cyclohexane	0.5	U	0.2	1	ug/L
78-93-3	2-Butanone	2.5	U	1.3	5	ug/L
56-23-5	Carbon Tetrachloride	0.5	U	0.2	1	ug/L
156-59-2	cis-1,2-Dichloroethene	2.5		0.35	1	ug/L
67-66-3	Chloroform	0.6	J	0.34	1	ug/L
71-55-6	1,1,1-Trichloroethane	0.5	U	0.4	1	ug/L
108-87-2	Methylcyclohexane	0.5	U	0.2	1	ug/L
71-43-2	Benzene	0.5	U	0.32	1	ug/L
107-06-2	1,2-Dichloroethane	0.5	U	0.48	1	ug/L
79-01-6	Trichloroethene	160	E	0.28	1	ug/L
78-87-5	1,2-Dichloropropane	0.5	U	0.46	1	ug/L
75-27-4	Bromodichloromethane	0.5	U	0.36	1	ug/L
108-10-1	4-Methyl-2-Pentanone	2.5	U	2.1	5	ug/L
108-88-3	Toluene	0.5	U	0.37	1	ug/L
10061-02-6	t-1,3-Dichloropropene	0.5	U	0.29	1	ug/L
10061-01-5	cis-1,3-Dichloropropene	0.5	U	0.31	1	ug/L

Report of Analysis

Client:	Tetra Tech NUS, Inc.	Date Collected:	09/07/11
Project:	Bethpage CTO-066	Date Received:	09/09/11
Client Sample ID:	BP-VPB129-GW-508	SDG No.:	C3640
Lab Sample ID:	C3640-11	Matrix:	WATER
Analytical Method:	SW8260B	% Moisture:	100
Sample Wt/Vol:	5 Units: mL	Final Vol:	5000 uL
Soil Aliquot Vol:	uL	Test:	VOC-TCLVOA-10
GC Column:	RTX-VMS ID : 0.18	Level :	LOW

File ID/Qc Batch:	Dilution:	Prep Date	Date Analyzed	Prep Batch ID
VG037315.D	1		09/12/11	VG091211

CAS Number	Parameter	Conc.	Qualifier	MDL	LOQ / CRQL	Units
79-00-5	1,1,2-Trichloroethane	0.5	U	0.38	1	ug/L
591-78-6	2-Hexanone	2.5	U	1.9	5	ug/L
124-48-1	Dibromochloromethane	0.5	U	0.2	1	ug/L
106-93-4	1,2-Dibromoethane	0.5	U	0.41	1	ug/L
127-18-4	Tetrachloroethene	2.1		0.27	1	ug/L
108-90-7	Chlorobenzene	0.52	J	0.49	1	ug/L
100-41-4	Ethyl Benzene	0.5	U	0.2	1	ug/L
179601-23-1	m/p-Xylenes	1	U	0.95	2	ug/L
95-47-6	o-Xylene	0.5	U	0.43	1	ug/L
100-42-5	Styrene	0.5	U	0.36	1	ug/L
75-25-2	Bromoform	0.5	U	0.47	1	ug/L
98-82-8	Isopropylbenzene	0.5	U	0.45	1	ug/L
79-34-5	1,1,2,2-Tetrachloroethane	0.5	U	0.31	1	ug/L
541-73-1	1,3-Dichlorobenzene	0.5	U	0.43	1	ug/L
106-46-7	1,4-Dichlorobenzene	0.5	U	0.32	1	ug/L
95-50-1	1,2-Dichlorobenzene	0.5	U	0.45	1	ug/L
96-12-8	1,2-Dibromo-3-Chloropropane	0.5	U	0.46	1	ug/L
120-82-1	1,2,4-Trichlorobenzene	0.5	U	0.2	1	ug/L
SURROGATES						
17060-07-0	1,2-Dichloroethane-d4	44.3		70 - 120	89%	SPK: 50
1868-53-7	Dibromofluoromethane	52.9		85 - 115	106%	SPK: 50
2037-26-5	Toluene-d8	56.9		85 - 120	114%	SPK: 50
460-00-4	4-Bromofluorobenzene	56.4		75 - 120	113%	SPK: 50
INTERNAL STANDARDS						
363-72-4	Pentafluorobenzene	833692	3.92			
540-36-3	1,4-Difluorobenzene	1156190	4.74			
3114-55-4	Chlorobenzene-d5	1240890	9.69			
3855-82-1	1,4-Dichlorobenzene-d4	565202	13.4			

Report of Analysis

Client:	Tetra Tech NUS, Inc.	Date Collected:	09/07/11
Project:	Bethpage CTO-066	Date Received:	09/09/11
Client Sample ID:	BP-VPB129-GW-508DL	SDG No.:	C3640
Lab Sample ID:	C3640-11DL	Matrix:	WATER
Analytical Method:	SW8260B	% Moisture:	100
Sample Wt/Vol:	5 Units: mL	Final Vol:	5000 uL
Soil Aliquot Vol:	uL	Test:	VOC-TCLVOA-10
GC Column:	RTX-VMS ID : 0.18	Level :	LOW

File ID/Qc Batch:	Dilution:	Prep Date	Date Analyzed	Prep Batch ID
VG037316.D	10		09/12/11	VG091211

CAS Number	Parameter	Conc.	Qualifier	MDL	LOQ / CRQL	Units
TARGETS						
75-71-8	Dichlorodifluoromethane	5	U	2	10	ug/L
74-87-3	Chloromethane	5	U	2	10	ug/L
75-01-4	Vinyl Chloride	5	U	3.4	10	ug/L
74-83-9	Bromomethane	5	U	2	10	ug/L
75-00-3	Chloroethane	5	U	2	10	ug/L
75-69-4	Trichlorofluoromethane	5	U	3.5	10	ug/L
76-13-1	1,1,2-Trichlorotrifluoroethane	9.2	JD	4.5	10	ug/L
75-35-4	1,1-Dichloroethene	5	U	4.7	10	ug/L
67-64-1	Acetone	25	U	5	50	ug/L
75-15-0	Carbon Disulfide	5	U	2	10	ug/L
1634-04-4	Methyl tert-butyl Ether	5	U	3.5	10	ug/L
79-20-9	Methyl Acetate	5	U	2	10	ug/L
75-09-2	Methylene Chloride	5	U	4.1	10	ug/L
156-60-5	trans-1,2-Dichloroethene	5	U	4.1	10	ug/L
75-34-3	1,1-Dichloroethane	5	U	3.6	10	ug/L
110-82-7	Cyclohexane	5	U	2	10	ug/L
78-93-3	2-Butanone	25	U	13	50	ug/L
56-23-5	Carbon Tetrachloride	5	U	2	10	ug/L
156-59-2	cis-1,2-Dichloroethene	5	U	3.5	10	ug/L
67-66-3	Chloroform	5	U	3.4	10	ug/L
71-55-6	1,1,1-Trichloroethane	5	U	4	10	ug/L
108-87-2	Methylcyclohexane	5	U	2	10	ug/L
71-43-2	Benzene	5	U	3.2	10	ug/L
107-06-2	1,2-Dichloroethane	5	U	4.8	10	ug/L
79-01-6	Trichloroethene	160	D	2.8	10	ug/L
78-87-5	1,2-Dichloropropane	5	U	4.6	10	ug/L
75-27-4	Bromodichloromethane	5	U	3.6	10	ug/L
108-10-1	4-Methyl-2-Pentanone	25	U	21	50	ug/L
108-88-3	Toluene	5	U	3.7	10	ug/L
10061-02-6	t-1,3-Dichloropropene	5	U	2.9	10	ug/L
10061-01-5	cis-1,3-Dichloropropene	5	U	3.1	10	ug/L

Report of Analysis

Client:	Tetra Tech NUS, Inc.	Date Collected:	09/07/11
Project:	Bethpage CTO-066	Date Received:	09/09/11
Client Sample ID:	BP-VPB129-GW-508DL	SDG No.:	C3640
Lab Sample ID:	C3640-11DL	Matrix:	WATER
Analytical Method:	SW8260B	% Moisture:	100
Sample Wt/Vol:	5 Units: mL	Final Vol:	5000 uL
Soil Aliquot Vol:	uL	Test:	VOC-TCLVOA-10
GC Column:	RTX-VMS ID : 0.18	Level :	LOW

File ID/Qc Batch:	Dilution:	Prep Date	Date Analyzed	Prep Batch ID
VG037316.D	10		09/12/11	VG091211

CAS Number	Parameter	Conc.	Qualifier	MDL	LOQ / CRQL	Units
79-00-5	1,1,2-Trichloroethane	5	U	3.8	10	ug/L
591-78-6	2-Hexanone	25	U	19	50	ug/L
124-48-1	Dibromochloromethane	5	U	2	10	ug/L
106-93-4	1,2-Dibromoethane	5	U	4.1	10	ug/L
127-18-4	Tetrachloroethene	5	U	2.7	10	ug/L
108-90-7	Chlorobenzene	5	U	4.9	10	ug/L
100-41-4	Ethyl Benzene	5	U	2	10	ug/L
179601-23-1	m/p-Xylenes	10	U	9.5	20	ug/L
95-47-6	o-Xylene	5	U	4.3	10	ug/L
100-42-5	Styrene	5	U	3.6	10	ug/L
75-25-2	Bromoform	5	U	4.7	10	ug/L
98-82-8	Isopropylbenzene	5	U	4.5	10	ug/L
79-34-5	1,1,2,2-Tetrachloroethane	5	U	3.1	10	ug/L
541-73-1	1,3-Dichlorobenzene	5	U	4.3	10	ug/L
106-46-7	1,4-Dichlorobenzene	5	U	3.2	10	ug/L
95-50-1	1,2-Dichlorobenzene	5	U	4.5	10	ug/L
96-12-8	1,2-Dibromo-3-Chloropropane	5	U	4.6	10	ug/L
120-82-1	1,2,4-Trichlorobenzene	5	U	2	10	ug/L
SURROGATES						
17060-07-0	1,2-Dichloroethane-d4	43.9		70 - 120	88%	SPK: 50
1868-53-7	Dibromofluoromethane	52		85 - 115	104%	SPK: 50
2037-26-5	Toluene-d8	56.5		85 - 120	113%	SPK: 50
460-00-4	4-Bromofluorobenzene	56.4		75 - 120	113%	SPK: 50
INTERNAL STANDARDS						
363-72-4	Pentafluorobenzene	817474	3.92			
540-36-3	1,4-Difluorobenzene	1159510	4.74			
3114-55-4	Chlorobenzene-d5	1238500	9.69			
3855-82-1	1,4-Dichlorobenzene-d4	560087	13.4			

Report of Analysis

Client:	Tetra Tech NUS, Inc.	Date Collected:	09/08/11
Project:	Bethpage CTO-066	Date Received:	09/09/11
Client Sample ID:	BP-VPB129-GW-528	SDG No.:	C3640
Lab Sample ID:	C3640-12	Matrix:	SOIL
Analytical Method:	SW8260B	% Moisture:	91
Sample Wt/Vol:	4.94 Units: g	Final Vol:	5000 uL
Soil Aliquot Vol:	uL	Test:	VOC-TCLVOA-10
GC Column:	RTX-VMS ID : 0.18	Level :	LOW

File ID/Qc Batch:	Dilution:	Prep Date	Date Analyzed	Prep Batch ID
VF028534.D	1		09/13/11	VF091311

CAS Number	Parameter	Conc.	Qualifier	MDL	LOQ / CRQL	Units
TARGETS						
75-71-8	Dichlorodifluoromethane	28	U	7.3	56	ug/Kg
74-87-3	Chloromethane	28	U	9.7	56	ug/Kg
75-01-4	Vinyl Chloride	28	U	14	56	ug/Kg
74-83-9	Bromomethane	28	U	28	56	ug/Kg
75-00-3	Chloroethane	28	U	16	56	ug/Kg
75-69-4	Trichlorofluoromethane	28	U	15	56	ug/Kg
76-13-1	1,1,2-Trichlorotrifluoroethane	28	U	15	56	ug/Kg
75-35-4	1,1-Dichloroethene	28	U	17	56	ug/Kg
67-64-1	Acetone	140	U	34	280	ug/Kg
75-15-0	Carbon Disulfide	28	U	12	56	ug/Kg
1634-04-4	Methyl tert-butyl Ether	28	U	11	56	ug/Kg
79-20-9	Methyl Acetate	28	U	17	56	ug/Kg
75-09-2	Methylene Chloride	28	U	16	56	ug/Kg
156-60-5	trans-1,2-Dichloroethene	28	U	7.8	56	ug/Kg
75-34-3	1,1-Dichloroethane	28	U	11	56	ug/Kg
110-82-7	Cyclohexane	28	U	11	56	ug/Kg
78-93-3	2-Butanone	140	U	35	280	ug/Kg
56-23-5	Carbon Tetrachloride	28	U	11	56	ug/Kg
156-59-2	cis-1,2-Dichloroethene	28	U	10	56	ug/Kg
67-66-3	Chloroform	28	U	8.3	56	ug/Kg
71-55-6	1,1,1-Trichloroethane	28	U	9.9	56	ug/Kg
108-87-2	Methylcyclohexane	28	U	12	56	ug/Kg
71-43-2	Benzene	28	U	4.3	56	ug/Kg
107-06-2	1,2-Dichloroethane	28	U	7.2	56	ug/Kg
79-01-6	Trichloroethene	28	U	9.7	56	ug/Kg
78-87-5	1,2-Dichloropropane	28	U	2.9	56	ug/Kg
75-27-4	Bromodichloromethane	28	U	7	56	ug/Kg
108-10-1	4-Methyl-2-Pentanone	140	U	33	280	ug/Kg
108-88-3	Toluene	28	U	7.2	56	ug/Kg
10061-02-6	t-1,3-Dichloropropene	28	U	8.9	56	ug/Kg
10061-01-5	cis-1,3-Dichloropropene	28	U	8.1	56	ug/Kg

Report of Analysis

Client:	Tetra Tech NUS, Inc.	Date Collected:	09/08/11
Project:	Bethpage CTO-066	Date Received:	09/09/11
Client Sample ID:	BP-VPB129-GW-528	SDG No.:	C3640
Lab Sample ID:	C3640-12	Matrix:	SOIL
Analytical Method:	SW8260B	% Moisture:	91
Sample Wt/Vol:	4.94 Units: g	Final Vol:	5000 uL
Soil Aliquot Vol:	uL	Test:	VOC-TCLVOA-10
GC Column:	RTX-VMS ID : 0.18	Level :	LOW

File ID/Qc Batch:	Dilution:	Prep Date	Date Analyzed	Prep Batch ID
VF028534.D	1		09/13/11	VF091311

CAS Number	Parameter	Conc.	Qualifier	MDL	LOQ / CRQL	Units
79-00-5	1,1,2-Trichloroethane	28	U	10	56	ug/Kg
591-78-6	2-Hexanone	140	U	44	280	ug/Kg
124-48-1	Dibromochloromethane	28	U	6.1	56	ug/Kg
106-93-4	1,2-Dibromoethane	28	U	7.2	56	ug/Kg
127-18-4	Tetrachloroethene	28	U	11	56	ug/Kg
108-90-7	Chlorobenzene	28	U	5.6	56	ug/Kg
100-41-4	Ethyl Benzene	28	U	7	56	ug/Kg
179601-23-1	m/p-Xylenes	55	U	8.1	110	ug/Kg
95-47-6	o-Xylene	28	U	7.6	56	ug/Kg
100-42-5	Styrene	28	U	5.1	56	ug/Kg
75-25-2	Bromoform	28	U	8.3	56	ug/Kg
98-82-8	Isopropylbenzene	28	U	5.4	56	ug/Kg
79-34-5	1,1,2,2-Tetrachloroethane	28	U	5.2	56	ug/Kg
541-73-1	1,3-Dichlorobenzene	28	U	4.2	56	ug/Kg
106-46-7	1,4-Dichlorobenzene	28	U	4.6	56	ug/Kg
95-50-1	1,2-Dichlorobenzene	28	U	7	56	ug/Kg
96-12-8	1,2-Dibromo-3-Chloropropane	28	U	9.8	56	ug/Kg
120-82-1	1,2,4-Trichlorobenzene	28	U	7.9	56	ug/Kg
SURROGATES						
17060-07-0	1,2-Dichloroethane-d4	34.2		55 - 158	68%	SPK: 50
1868-53-7	Dibromofluoromethane	45		53 - 156	90%	SPK: 50
2037-26-5	Toluene-d8	46.9		85 - 115	94%	SPK: 50
460-00-4	4-Bromofluorobenzene	38.2	*	85 - 120	76%	SPK: 50
INTERNAL STANDARDS						
363-72-4	Pentafluorobenzene	625005	3.18			
540-36-3	1,4-Difluorobenzene	942697	3.78			
3114-55-4	Chlorobenzene-d5	772870	7.12			
3855-82-1	1,4-Dichlorobenzene-d4	367506	9			
TENTATIVE IDENTIFIED COMPOUNDS						
001120-21-4	Undecane	280	J		9.17	ug/Kg
000493-01-6	Naphthalene, decahydro-, cis-	460	J		9.43	ug/Kg
1000152-47-3	trans-Decalin, 2-methyl-	500	J		9.5	ug/Kg

Report of Analysis

Client:	Tetra Tech NUS, Inc.	Date Collected:	09/08/11
Project:	Bethpage CTO-066	Date Received:	09/09/11
Client Sample ID:	BP-VPB129-GW-528	SDG No.:	C3640
Lab Sample ID:	C3640-12	Matrix:	SOIL
Analytical Method:	SW8260B	% Moisture:	91
Sample Wt/Vol:	4.94 Units: g	Final Vol:	5000 uL
Soil Aliquot Vol:	uL	Test:	VOC-TCLVOA-10
GC Column:	RTX-VMS ID : 0.18	Level :	LOW

File ID/Qc Batch:	Dilution:	Prep Date	Date Analyzed	Prep Batch ID
VF028534.D	1		09/13/11	VF091311

CAS Number	Parameter	Conc.	Qualifier	MDL	LOQ / CRQL	Units
002958-76-1	Naphthalene, decahydro-2-methyl-	460	J		9.64	ug/Kg
1000155-85-6	cis-Decalin, 2-syn-methyl-	270	J		9.69	ug/Kg
068261-88-1	4,4-Dimethyl-2-propenylcyclopentan	570	J		9.8	ug/Kg
000112-40-3	Dodecane	930	J		9.87	ug/Kg
1000158-89-1	Decalin, syn-1-methyl-, cis-	770	J		9.99	ug/Kg
041446-54-2	4-Tridecene, (Z)-	300	J		10.26	ug/Kg
000629-50-5	Tridecane	370	J		10.5	ug/Kg

U = Not Detected
 LOQ = Limit of Quantitation
 MDL = Method Detection Limit
 LOD = Limit of Detection
 E = Value Exceeds Calibration Range

J = Estimated Value
 B = Analyte Found in Associated Method Blank
 N = Presumptive Evidence of a Compound
 * = Values outside of QC limits
 D = Dilution

Report of Analysis

Client:	Tetra Tech NUS, Inc.	Date Collected:	09/08/11
Project:	Bethpage CTO-066	Date Received:	09/09/11
Client Sample ID:	BP-VPB129-GW-528RE	SDG No.:	C3640
Lab Sample ID:	C3640-12RE	Matrix:	SOIL
Analytical Method:	SW8260B	% Moisture:	91
Sample Wt/Vol:	5.05 Units: g	Final Vol:	5000 uL
Soil Aliquot Vol:	uL	Test:	VOC-TCLVOA-10
GC Column:	RTX-VMS ID : 0.18	Level :	LOW

File ID/Qc Batch:	Dilution:	Prep Date	Date Analyzed	Prep Batch ID
VF028547.D	1		09/14/11	VF091411

CAS Number	Parameter	Conc.	Qualifier	MDL	LOQ / CRQL	Units
TARGETS						
75-71-8	Dichlorodifluoromethane	27.5	U	7.2	55	ug/Kg
74-87-3	Chloromethane	27.5	U	9.5	55	ug/Kg
75-01-4	Vinyl Chloride	27.5	U	14	55	ug/Kg
74-83-9	Bromomethane	27.5	U	27	55	ug/Kg
75-00-3	Chloroethane	27.5	U	15	55	ug/Kg
75-69-4	Trichlorofluoromethane	27.5	U	15	55	ug/Kg
76-13-1	1,1,2-Trichlorotrifluoroethane	27.5	U	15	55	ug/Kg
75-35-4	1,1-Dichloroethene	27.5	U	16	55	ug/Kg
67-64-1	Acetone	140	U	33	280	ug/Kg
75-15-0	Carbon Disulfide	27.5	U	12	55	ug/Kg
1634-04-4	Methyl tert-butyl Ether	27.5	U	11	55	ug/Kg
79-20-9	Methyl Acetate	27.5	U	17	55	ug/Kg
75-09-2	Methylene Chloride	27.5	U	16	55	ug/Kg
156-60-5	trans-1,2-Dichloroethene	27.5	U	7.6	55	ug/Kg
75-34-3	1,1-Dichloroethane	27.5	U	10	55	ug/Kg
110-82-7	Cyclohexane	27.5	U	11	55	ug/Kg
78-93-3	2-Butanone	140	U	34	280	ug/Kg
56-23-5	Carbon Tetrachloride	27.5	U	11	55	ug/Kg
156-59-2	cis-1,2-Dichloroethene	27.5	U	9.8	55	ug/Kg
67-66-3	Chloroform	27.5	U	8.1	55	ug/Kg
71-55-6	1,1,1-Trichloroethane	27.5	U	9.7	55	ug/Kg
108-87-2	Methylcyclohexane	27.5	U	12	55	ug/Kg
71-43-2	Benzene	27.5	U	4.2	55	ug/Kg
107-06-2	1,2-Dichloroethane	27.5	U	7	55	ug/Kg
79-01-6	Trichloroethene	27.5	U	9.5	55	ug/Kg
78-87-5	1,2-Dichloropropane	27.5	U	2.9	55	ug/Kg
75-27-4	Bromodichloromethane	27.5	U	6.8	55	ug/Kg
108-10-1	4-Methyl-2-Pentanone	140	U	32	280	ug/Kg
108-88-3	Toluene	27.5	U	7	55	ug/Kg
10061-02-6	t-1,3-Dichloropropene	27.5	U	8.7	55	ug/Kg
10061-01-5	cis-1,3-Dichloropropene	27.5	U	7.9	55	ug/Kg

Report of Analysis

Client:	Tetra Tech NUS, Inc.	Date Collected:	09/08/11
Project:	Bethpage CTO-066	Date Received:	09/09/11
Client Sample ID:	BP-VPB129-GW-528RE	SDG No.:	C3640
Lab Sample ID:	C3640-12RE	Matrix:	SOIL
Analytical Method:	SW8260B	% Moisture:	91
Sample Wt/Vol:	5.05 Units: g	Final Vol:	5000 uL
Soil Aliquot Vol:	uL	Test:	VOC-TCLVOA-10
GC Column:	RTX-VMS ID : 0.18	Level :	LOW

File ID/Qc Batch:	Dilution:	Prep Date	Date Analyzed	Prep Batch ID
VF028547.D	1		09/14/11	VF091411

CAS Number	Parameter	Conc.	Qualifier	MDL	LOQ / CRQL	Units
79-00-5	1,1,2-Trichloroethane	27.5	U	9.9	55	ug/Kg
591-78-6	2-Hexanone	140	U	43	280	ug/Kg
124-48-1	Dibromochloromethane	27.5	U	5.9	55	ug/Kg
106-93-4	1,2-Dibromoethane	27.5	U	7	55	ug/Kg
127-18-4	Tetrachloroethene	27.5	U	11	55	ug/Kg
108-90-7	Chlorobenzene	27.5	U	5.5	55	ug/Kg
100-41-4	Ethyl Benzene	27.5	U	6.8	55	ug/Kg
179601-23-1	m/p-Xylenes	55	U	7.9	110	ug/Kg
95-47-6	o-Xylene	27.5	U	7.5	55	ug/Kg
100-42-5	Styrene	27.5	U	5	55	ug/Kg
75-25-2	Bromoform	27.5	U	8.1	55	ug/Kg
98-82-8	Isopropylbenzene	27.5	U	5.3	55	ug/Kg
79-34-5	1,1,2,2-Tetrachloroethane	27.5	U	5.1	55	ug/Kg
541-73-1	1,3-Dichlorobenzene	27.5	U	4.1	55	ug/Kg
106-46-7	1,4-Dichlorobenzene	27.5	U	4.5	55	ug/Kg
95-50-1	1,2-Dichlorobenzene	27.5	U	6.8	55	ug/Kg
96-12-8	1,2-Dibromo-3-Chloropropane	27.5	U	9.6	55	ug/Kg
120-82-1	1,2,4-Trichlorobenzene	27.5	U	7.7	55	ug/Kg
SURROGATES						
17060-07-0	1,2-Dichloroethane-d4	32.6		55 - 158	65%	SPK: 50
1868-53-7	Dibromofluoromethane	41.8		53 - 156	84%	SPK: 50
2037-26-5	Toluene-d8	43.8		85 - 115	88%	SPK: 50
460-00-4	4-Bromofluorobenzene	36.2	*	85 - 120	72%	SPK: 50
INTERNAL STANDARDS						
363-72-4	Pentafluorobenzene	631172	3.17			
540-36-3	1,4-Difluorobenzene	970037	3.77			
3114-55-4	Chlorobenzene-d5	826785	7.12			
3855-82-1	1,4-Dichlorobenzene-d4	407047	9			

Report of Analysis

Client:	Tetra Tech NUS, Inc.	Date Collected:	09/08/11
Project:	Bethpage CTO-066	Date Received:	09/09/11
Client Sample ID:	BP-VPB129-GW-548	SDG No.:	C3640
Lab Sample ID:	C3640-13	Matrix:	SOIL
Analytical Method:	SW8260B	% Moisture:	92
Sample Wt/Vol:	5 Units: g	Final Vol:	5000 uL
Soil Aliquot Vol:	uL	Test:	VOC-TCLVOA-10
GC Column:	RTX-VMS ID : 0.18	Level :	LOW

File ID/Qc Batch:	Dilution:	Prep Date	Date Analyzed	Prep Batch ID
VF028535.D	1		09/13/11	VF091311

CAS Number	Parameter	Conc.	Qualifier	MDL	LOQ / CRQL	Units
TARGETS						
75-71-8	Dichlorodifluoromethane	31	U	8.1	62	ug/Kg
74-87-3	Chloromethane	31	U	11	62	ug/Kg
75-01-4	Vinyl Chloride	31	U	15	62	ug/Kg
74-83-9	Bromomethane	31	U	31	62	ug/Kg
75-00-3	Chloroethane	31	U	18	62	ug/Kg
75-69-4	Trichlorofluoromethane	31	U	16	62	ug/Kg
76-13-1	1,1,2-Trichlorotrifluoroethane	31	U	17	62	ug/Kg
75-35-4	1,1-Dichloroethene	31	U	18	62	ug/Kg
67-64-1	Acetone	155	U	38	310	ug/Kg
75-15-0	Carbon Disulfide	31	U	13	62	ug/Kg
1634-04-4	Methyl tert-butyl Ether	31	U	12	62	ug/Kg
79-20-9	Methyl Acetate	31	U	19	62	ug/Kg
75-09-2	Methylene Chloride	31	U	18	62	ug/Kg
156-60-5	trans-1,2-Dichloroethene	31	U	8.6	62	ug/Kg
75-34-3	1,1-Dichloroethane	31	U	12	62	ug/Kg
110-82-7	Cyclohexane	31	U	13	62	ug/Kg
78-93-3	2-Butanone	155	U	39	310	ug/Kg
56-23-5	Carbon Tetrachloride	31	U	12	62	ug/Kg
156-59-2	cis-1,2-Dichloroethene	31	U	11	62	ug/Kg
67-66-3	Chloroform	31	U	9.2	62	ug/Kg
71-55-6	1,1,1-Trichloroethane	31	U	11	62	ug/Kg
108-87-2	Methylcyclohexane	31	U	13	62	ug/Kg
71-43-2	Benzene	31	U	4.8	62	ug/Kg
107-06-2	1,2-Dichloroethane	31	U	8	62	ug/Kg
79-01-6	Trichloroethene	34	J	11	62	ug/Kg
78-87-5	1,2-Dichloropropane	31	U	3.2	62	ug/Kg
75-27-4	Bromodichloromethane	31	U	7.8	62	ug/Kg
108-10-1	4-Methyl-2-Pentanone	155	U	36	310	ug/Kg
108-88-3	Toluene	31	U	8	62	ug/Kg
10061-02-6	t-1,3-Dichloropropene	31	U	9.9	62	ug/Kg
10061-01-5	cis-1,3-Dichloropropene	31	U	9	62	ug/Kg

Report of Analysis

Client:	Tetra Tech NUS, Inc.	Date Collected:	09/08/11
Project:	Bethpage CTO-066	Date Received:	09/09/11
Client Sample ID:	BP-VPB129-GW-548	SDG No.:	C3640
Lab Sample ID:	C3640-13	Matrix:	SOIL
Analytical Method:	SW8260B	% Moisture:	92
Sample Wt/Vol:	5 Units: g	Final Vol:	5000 uL
Soil Aliquot Vol:	uL	Test:	VOC-TCLVOA-10
GC Column:	RTX-VMS ID : 0.18	Level :	LOW

File ID/Qc Batch:	Dilution:	Prep Date	Date Analyzed	Prep Batch ID
VF028535.D	1		09/13/11	VF091311

CAS Number	Parameter	Conc.	Qualifier	MDL	LOQ / CRQL	Units
79-00-5	1,1,2-Trichloroethane	31	U	11	62	ug/Kg
591-78-6	2-Hexanone	155	U	49	310	ug/Kg
124-48-1	Dibromochloromethane	31	U	6.8	62	ug/Kg
106-93-4	1,2-Dibromoethane	31	U	8	62	ug/Kg
127-18-4	Tetrachloroethene	31	U	13	62	ug/Kg
108-90-7	Chlorobenzene	31	U	6.2	62	ug/Kg
100-41-4	Ethyl Benzene	31	U	7.8	62	ug/Kg
179601-23-1	m/p-Xylenes	60	U	9	120	ug/Kg
95-47-6	o-Xylene	31	U	8.5	62	ug/Kg
100-42-5	Styrene	31	U	5.6	62	ug/Kg
75-25-2	Bromoform	31	U	9.2	62	ug/Kg
98-82-8	Isopropylbenzene	31	U	6	62	ug/Kg
79-34-5	1,1,2,2-Tetrachloroethane	31	U	5.8	62	ug/Kg
541-73-1	1,3-Dichlorobenzene	31	U	4.6	62	ug/Kg
106-46-7	1,4-Dichlorobenzene	31	U	5.1	62	ug/Kg
95-50-1	1,2-Dichlorobenzene	31	U	7.8	62	ug/Kg
96-12-8	1,2-Dibromo-3-Chloropropane	31	U	11	62	ug/Kg
120-82-1	1,2,4-Trichlorobenzene	31	U	8.8	62	ug/Kg
SURROGATES						
17060-07-0	1,2-Dichloroethane-d4	36		55 - 158	72%	SPK: 50
1868-53-7	Dibromofluoromethane	47.9		53 - 156	96%	SPK: 50
2037-26-5	Toluene-d8	48.3		85 - 115	97%	SPK: 50
460-00-4	4-Bromofluorobenzene	40.4	*	85 - 120	81%	SPK: 50
INTERNAL STANDARDS						
363-72-4	Pentafluorobenzene	610139	3.18			
540-36-3	1,4-Difluorobenzene	946965	3.78			
3114-55-4	Chlorobenzene-d5	813340	7.13			
3855-82-1	1,4-Dichlorobenzene-d4	398783	9			
TENTATIVE IDENTIFIED COMPOUNDS						
001120-21-4	Undecane	330	J		9.18	ug/Kg
000493-01-6	Naphthalene, decahydro-, cis-	700	J		9.43	ug/Kg
002958-76-1	Naphthalene, decahydro-2-methyl-	530	J		9.5	ug/Kg

Report of Analysis

Client:	Tetra Tech NUS, Inc.	Date Collected:	09/08/11
Project:	Bethpage CTO-066	Date Received:	09/09/11
Client Sample ID:	BP-VPB129-GW-548	SDG No.:	C3640
Lab Sample ID:	C3640-13	Matrix:	SOIL
Analytical Method:	SW8260B	% Moisture:	92
Sample Wt/Vol:	5 Units: g	Final Vol:	5000 uL
Soil Aliquot Vol:	uL	Test:	VOC-TCLVOA-10
GC Column:	RTX-VMS ID : 0.18	Level :	LOW

File ID/Qc Batch:	Dilution:	Prep Date	Date Analyzed	Prep Batch ID
VF028535.D	1		09/13/11	VF091311

CAS Number	Parameter	Conc.	Qualifier	MDL	LOQ / CRQL	Units
1000152-47-3	trans-Decalin, 2-methyl-	620	J		9.64	ug/Kg
1000155-85-6	cis-Decalin, 2-syn-methyl-	390	J		9.7	ug/Kg
015232-85-6	Cyclohexene, 1-pentyl-	590	J		9.81	ug/Kg
021394-30-9	Bicyclo[5.4.0]undecane (trans)	400	J		9.86	ug/Kg
000112-40-3	Dodecane	940	J		9.88	ug/Kg
1000158-89-1	Decalin, syn-1-methyl-, cis-	900	J		10	ug/Kg
005617-41-4	Heptylcyclohexane	470	J		10.27	ug/Kg

U = Not Detected

LOQ = Limit of Quantitation

MDL = Method Detection Limit

LOD = Limit of Detection

E = Value Exceeds Calibration Range

J = Estimated Value

B = Analyte Found in Associated Method Blank

N = Presumptive Evidence of a Compound

* = Values outside of QC limits

D = Dilution

Report of Analysis

Client:	Tetra Tech NUS, Inc.	Date Collected:	09/08/11
Project:	Bethpage CTO-066	Date Received:	09/09/11
Client Sample ID:	BP-VPB129-GW-548RE	SDG No.:	C3640
Lab Sample ID:	C3640-13RE	Matrix:	SOIL
Analytical Method:	SW8260B	% Moisture:	92
Sample Wt/Vol:	5.07 Units: g	Final Vol:	5000 uL
Soil Aliquot Vol:	uL	Test:	VOC-TCLVOA-10
GC Column:	RTX-VMS ID : 0.18	Level :	LOW

File ID/Qc Batch:	Dilution:	Prep Date	Date Analyzed	Prep Batch ID
VF028548.D	1		09/14/11	VF091411

CAS Number	Parameter	Conc.	Qualifier	MDL	LOQ / CRQL	Units
TARGETS						
75-71-8	Dichlorodifluoromethane	31	U	8	62	ug/Kg
74-87-3	Chloromethane	31	U	11	62	ug/Kg
75-01-4	Vinyl Chloride	31	U	15	62	ug/Kg
74-83-9	Bromomethane	31	U	30	62	ug/Kg
75-00-3	Chloroethane	31	U	17	62	ug/Kg
75-69-4	Trichlorofluoromethane	31	U	16	62	ug/Kg
76-13-1	1,1,2-Trichlorotrifluoroethane	31	U	16	62	ug/Kg
75-35-4	1,1-Dichloroethene	31	U	18	62	ug/Kg
67-64-1	Acetone	155	U	37	310	ug/Kg
75-15-0	Carbon Disulfide	31	U	13	62	ug/Kg
1634-04-4	Methyl tert-butyl Ether	31	U	12	62	ug/Kg
79-20-9	Methyl Acetate	31	U	19	62	ug/Kg
75-09-2	Methylene Chloride	31	U	18	62	ug/Kg
156-60-5	trans-1,2-Dichloroethene	31	U	8.5	62	ug/Kg
75-34-3	1,1-Dichloroethane	31	U	12	62	ug/Kg
110-82-7	Cyclohexane	31	U	12	62	ug/Kg
78-93-3	2-Butanone	155	U	38	310	ug/Kg
56-23-5	Carbon Tetrachloride	31	U	12	62	ug/Kg
156-59-2	cis-1,2-Dichloroethene	31	U	11	62	ug/Kg
67-66-3	Chloroform	31	U	9.1	62	ug/Kg
71-55-6	1,1,1-Trichloroethane	31	U	11	62	ug/Kg
108-87-2	Methylcyclohexane	31	U	13	62	ug/Kg
71-43-2	Benzene	31	U	4.7	62	ug/Kg
107-06-2	1,2-Dichloroethane	31	U	7.9	62	ug/Kg
79-01-6	Trichloroethene	25	J	11	62	ug/Kg
78-87-5	1,2-Dichloropropane	31	U	3.2	62	ug/Kg
75-27-4	Bromodichloromethane	31	U	7.6	62	ug/Kg
108-10-1	4-Methyl-2-Pentanone	155	U	36	310	ug/Kg
108-88-3	Toluene	31	U	7.9	62	ug/Kg
10061-02-6	t-1,3-Dichloropropene	31	U	9.7	62	ug/Kg
10061-01-5	cis-1,3-Dichloropropene	31	U	8.9	62	ug/Kg

Report of Analysis

Client:	Tetra Tech NUS, Inc.	Date Collected:	09/08/11
Project:	Bethpage CTO-066	Date Received:	09/09/11
Client Sample ID:	BP-VPB129-GW-548RE	SDG No.:	C3640
Lab Sample ID:	C3640-13RE	Matrix:	SOIL
Analytical Method:	SW8260B	% Moisture:	92
Sample Wt/Vol:	5.07 Units: g	Final Vol:	5000 uL
Soil Aliquot Vol:	uL	Test:	VOC-TCLVOA-10
GC Column:	RTX-VMS ID : 0.18	Level :	LOW

File ID/Qc Batch:	Dilution:	Prep Date	Date Analyzed	Prep Batch ID
VF028548.D	1		09/14/11	VF091411

CAS Number	Parameter	Conc.	Qualifier	MDL	LOQ / CRQL	Units
79-00-5	1,1,2-Trichloroethane	31	U	11	62	ug/Kg
591-78-6	2-Hexanone	155	U	48	310	ug/Kg
124-48-1	Dibromochloromethane	31	U	6.7	62	ug/Kg
106-93-4	1,2-Dibromoethane	31	U	7.9	62	ug/Kg
127-18-4	Tetrachloroethene	31	U	12	62	ug/Kg
108-90-7	Chlorobenzene	31	U	6.2	62	ug/Kg
100-41-4	Ethyl Benzene	31	U	7.6	62	ug/Kg
179601-23-1	m/p-Xylenes	60	U	8.9	120	ug/Kg
95-47-6	o-Xylene	31	U	8.4	62	ug/Kg
100-42-5	Styrene	31	U	5.5	62	ug/Kg
75-25-2	Bromoform	31	U	9.1	62	ug/Kg
98-82-8	Isopropylbenzene	31	U	5.9	62	ug/Kg
79-34-5	1,1,2,2-Tetrachloroethane	31	U	5.7	62	ug/Kg
541-73-1	1,3-Dichlorobenzene	31	U	4.6	62	ug/Kg
106-46-7	1,4-Dichlorobenzene	31	U	5.1	62	ug/Kg
95-50-1	1,2-Dichlorobenzene	31	U	7.6	62	ug/Kg
96-12-8	1,2-Dibromo-3-Chloropropane	31	U	11	62	ug/Kg
120-82-1	1,2,4-Trichlorobenzene	31	U	8.6	62	ug/Kg
SURROGATES						
17060-07-0	1,2-Dichloroethane-d4	31.9		55 - 158	64%	SPK: 50
1868-53-7	Dibromofluoromethane	41		53 - 156	82%	SPK: 50
2037-26-5	Toluene-d8	44.4		85 - 115	89%	SPK: 50
460-00-4	4-Bromofluorobenzene	37.5	*	85 - 120	75%	SPK: 50
INTERNAL STANDARDS						
363-72-4	Pentafluorobenzene	699023	3.17			
540-36-3	1,4-Difluorobenzene	1079150	3.77			
3114-55-4	Chlorobenzene-d5	920001	7.13			
3855-82-1	1,4-Dichlorobenzene-d4	460407	9.01			

Report of Analysis

Client:	Tetra Tech NUS, Inc.	Date Collected:	09/12/11
Project:	Bethpage CTO-066	Date Received:	09/16/11
Client Sample ID:	BP-VPB129-GW-588	SDG No.:	C3729
Lab Sample ID:	C3729-02	Matrix:	WATER
Analytical Method:	SW8260B	% Moisture:	100
Sample Wt/Vol:	5 Units: mL	Final Vol:	5000 uL
Soil Aliquot Vol:	uL	Test:	VOC-TCLVOA-10
GC Column:	RTX-VMS ID : 0.18	Level :	LOW

File ID/Qc Batch:	Dilution:	Prep Date	Date Analyzed	Prep Batch ID
VG037444.D	1		09/20/11	vg091911

CAS Number	Parameter	Conc.	Qualifier	MDL	LOQ / CRQL	Units
TARGETS						
75-71-8	Dichlorodifluoromethane	0.5	U	0.2	1	ug/L
74-87-3	Chloromethane	0.5	U	0.2	1	ug/L
75-01-4	Vinyl Chloride	0.5	U	0.34	1	ug/L
74-83-9	Bromomethane	0.5	U	0.2	1	ug/L
75-00-3	Chloroethane	0.5	U	0.2	1	ug/L
75-69-4	Trichlorofluoromethane	0.5	U	0.35	1	ug/L
76-13-1	1,1,2-Trichlorotrifluoroethane	6.9		0.45	1	ug/L
75-35-4	1,1-Dichloroethene	3.8		0.47	1	ug/L
67-64-1	Acetone	9.6		0.5	5	ug/L
75-15-0	Carbon Disulfide	0.5	U	0.2	1	ug/L
1634-04-4	Methyl tert-butyl Ether	0.5	U	0.35	1	ug/L
79-20-9	Methyl Acetate	0.5	U	0.2	1	ug/L
75-09-2	Methylene Chloride	0.5	U	0.41	1	ug/L
156-60-5	trans-1,2-Dichloroethene	0.5	U	0.41	1	ug/L
75-34-3	1,1-Dichloroethane	0.86	J	0.36	1	ug/L
110-82-7	Cyclohexane	0.5	U	0.2	1	ug/L
78-93-3	2-Butanone	2.5	U	1.3	5	ug/L
56-23-5	Carbon Tetrachloride	0.5	U	0.2	1	ug/L
156-59-2	cis-1,2-Dichloroethene	0.64	J	0.35	1	ug/L
67-66-3	Chloroform	0.51	J	0.34	1	ug/L
71-55-6	1,1,1-Trichloroethane	0.5	U	0.4	1	ug/L
108-87-2	Methylcyclohexane	0.5	U	0.2	1	ug/L
71-43-2	Benzene	0.5	U	0.32	1	ug/L
107-06-2	1,2-Dichloroethane	0.5	U	0.48	1	ug/L
79-01-6	Trichloroethene	62		0.28	1	ug/L
78-87-5	1,2-Dichloropropane	0.5	U	0.46	1	ug/L
75-27-4	Bromodichloromethane	0.5	U	0.36	1	ug/L
108-10-1	4-Methyl-2-Pentanone	2.5	U	2.1	5	ug/L
108-88-3	Toluene	0.5	U	0.37	1	ug/L
10061-02-6	t-1,3-Dichloropropene	0.5	U	0.29	1	ug/L
10061-01-5	cis-1,3-Dichloropropene	0.5	U	0.31	1	ug/L

Report of Analysis

Client:	Tetra Tech NUS, Inc.	Date Collected:	09/12/11
Project:	Bethpage CTO-066	Date Received:	09/16/11
Client Sample ID:	BP-VPB129-GW-588	SDG No.:	C3729
Lab Sample ID:	C3729-02	Matrix:	WATER
Analytical Method:	SW8260B	% Moisture:	100
Sample Wt/Vol:	5 Units: mL	Final Vol:	5000 uL
Soil Aliquot Vol:	uL	Test:	VOC-TCLVOA-10
GC Column:	RTX-VMS ID : 0.18	Level :	LOW

File ID/Qc Batch:	Dilution:	Prep Date	Date Analyzed	Prep Batch ID
VG037444.D	1		09/20/11	vg091911

CAS Number	Parameter	Conc.	Qualifier	MDL	LOQ / CRQL	Units
79-00-5	1,1,2-Trichloroethane	0.63	J	0.38	1	ug/L
591-78-6	2-Hexanone	2.5	U	1.9	5	ug/L
124-48-1	Dibromochloromethane	0.5	U	0.2	1	ug/L
106-93-4	1,2-Dibromoethane	0.5	U	0.41	1	ug/L
127-18-4	Tetrachloroethene	0.5	U	0.27	1	ug/L
108-90-7	Chlorobenzene	0.5	U	0.49	1	ug/L
100-41-4	Ethyl Benzene	0.5	U	0.2	1	ug/L
179601-23-1	m/p-Xylenes	1	U	0.95	2	ug/L
95-47-6	o-Xylene	0.5	U	0.43	1	ug/L
100-42-5	Styrene	0.5	U	0.36	1	ug/L
75-25-2	Bromoform	0.5	U	0.47	1	ug/L
98-82-8	Isopropylbenzene	0.5	U	0.45	1	ug/L
79-34-5	1,1,2,2-Tetrachloroethane	0.5	U	0.31	1	ug/L
541-73-1	1,3-Dichlorobenzene	0.5	U	0.43	1	ug/L
106-46-7	1,4-Dichlorobenzene	0.5	U	0.32	1	ug/L
95-50-1	1,2-Dichlorobenzene	0.5	U	0.45	1	ug/L
96-12-8	1,2-Dibromo-3-Chloropropane	0.5	U	0.46	1	ug/L
120-82-1	1,2,4-Trichlorobenzene	0.5	U	0.2	1	ug/L
SURROGATES						
17060-07-0	1,2-Dichloroethane-d4	53.4		70 - 120	107%	SPK: 50
1868-53-7	Dibromofluoromethane	58.1	*	85 - 115	116%	SPK: 50
2037-26-5	Toluene-d8	48		85 - 120	96%	SPK: 50
460-00-4	4-Bromofluorobenzene	55.9		75 - 120	112%	SPK: 50
INTERNAL STANDARDS						
363-72-4	Pentafluorobenzene	838296	3.92			
540-36-3	1,4-Difluorobenzene	1288390	4.73			
3114-55-4	Chlorobenzene-d5	1465420	9.68			
3855-82-1	1,4-Dichlorobenzene-d4	736575	13.39			

Report of Analysis

Client:	Tetra Tech NUS, Inc.	Date Collected:	09/12/11
Project:	Bethpage CTO-066	Date Received:	09/16/11
Client Sample ID:	BP-VPB129-GW-588	SDG No.:	C3729
Lab Sample ID:	C3729-02	Matrix:	WATER
Analytical Method:	SW8260B	% Moisture:	100
Sample Wt/Vol:	5 Units: mL	Final Vol:	5000 uL
Soil Aliquot Vol:	uL	Test:	VOC-TCLVOA-10
GC Column:	RTX-VMS ID : 0.18	Level :	LOW

File ID/Qc Batch:	Dilution:	Prep Date	Date Analyzed	Prep Batch ID
VG037444.D	1		09/20/11	vg091911

CAS Number	Parameter	Conc.	Qualifier	MDL	LOQ / CRQL	Units
------------	-----------	-------	-----------	-----	------------	-------

U = Not Detected
LOQ = Limit of Quantitation
MDL = Method Detection Limit
LOD = Limit of Detection
E = Value Exceeds Calibration Range

J = Estimated Value
B = Analyte Found in Associated Method Blank
N = Presumptive Evidence of a Compound
* = Values outside of QC limits
D = Dilution

Report of Analysis

Client:	Tetra Tech NUS, Inc.	Date Collected:	09/12/11
Project:	Bethpage CTO-066	Date Received:	09/16/11
Client Sample ID:	BP-VPB129-GW-608	SDG No.:	C3729
Lab Sample ID:	C3729-03	Matrix:	WATER
Analytical Method:	SW8260B	% Moisture:	100
Sample Wt/Vol:	5 Units: mL	Final Vol:	5000 uL
Soil Aliquot Vol:	uL	Test:	VOC-TCLVOA-10
GC Column:	RTX-VMS ID : 0.18	Level :	LOW

File ID/Qc Batch:	Dilution:	Prep Date	Date Analyzed	Prep Batch ID
VG037445.D	1		09/20/11	vg091911

CAS Number	Parameter	Conc.	Qualifier	MDL	LOQ / CRQL	Units
TARGETS						
75-71-8	Dichlorodifluoromethane	1.5		0.2	1	ug/L
74-87-3	Chloromethane	0.5	U	0.2	1	ug/L
75-01-4	Vinyl Chloride	0.5	U	0.34	1	ug/L
74-83-9	Bromomethane	0.5	U	0.2	1	ug/L
75-00-3	Chloroethane	0.87	J	0.2	1	ug/L
75-69-4	Trichlorofluoromethane	0.5	U	0.35	1	ug/L
76-13-1	1,1,2-Trichlorotrifluoroethane	15		0.45	1	ug/L
75-35-4	1,1-Dichloroethene	8.4		0.47	1	ug/L
67-64-1	Acetone	11		0.5	5	ug/L
75-15-0	Carbon Disulfide	1.3		0.2	1	ug/L
1634-04-4	Methyl tert-butyl Ether	0.5	U	0.35	1	ug/L
79-20-9	Methyl Acetate	0.5	U	0.2	1	ug/L
75-09-2	Methylene Chloride	0.5	U	0.41	1	ug/L
156-60-5	trans-1,2-Dichloroethene	0.5	U	0.41	1	ug/L
75-34-3	1,1-Dichloroethane	1.4		0.36	1	ug/L
110-82-7	Cyclohexane	0.5	U	0.2	1	ug/L
78-93-3	2-Butanone	2.5	U	1.3	5	ug/L
56-23-5	Carbon Tetrachloride	2.4		0.2	1	ug/L
156-59-2	cis-1,2-Dichloroethene	2.2		0.35	1	ug/L
67-66-3	Chloroform	2.4		0.34	1	ug/L
71-55-6	1,1,1-Trichloroethane	1.7		0.4	1	ug/L
108-87-2	Methylcyclohexane	0.5	U	0.2	1	ug/L
71-43-2	Benzene	0.5	U	0.32	1	ug/L
107-06-2	1,2-Dichloroethane	0.5	U	0.48	1	ug/L
79-01-6	Trichloroethene	190	E	0.28	1	ug/L
78-87-5	1,2-Dichloropropane	0.5	U	0.46	1	ug/L
75-27-4	Bromodichloromethane	0.5	U	0.36	1	ug/L
108-10-1	4-Methyl-2-Pentanone	2.5	U	2.1	5	ug/L
108-88-3	Toluene	0.5	U	0.37	1	ug/L
10061-02-6	t-1,3-Dichloropropene	0.5	U	0.29	1	ug/L
10061-01-5	cis-1,3-Dichloropropene	0.5	U	0.31	1	ug/L

Report of Analysis

Client:	Tetra Tech NUS, Inc.	Date Collected:	09/12/11
Project:	Bethpage CTO-066	Date Received:	09/16/11
Client Sample ID:	BP-VPB129-GW-608	SDG No.:	C3729
Lab Sample ID:	C3729-03	Matrix:	WATER
Analytical Method:	SW8260B	% Moisture:	100
Sample Wt/Vol:	5 Units: mL	Final Vol:	5000 uL
Soil Aliquot Vol:	uL	Test:	VOC-TCLVOA-10
GC Column:	RTX-VMS ID : 0.18	Level :	LOW

File ID/Qc Batch:	Dilution:	Prep Date	Date Analyzed	Prep Batch ID
VG037445.D	1		09/20/11	vg091911

CAS Number	Parameter	Conc.	Qualifier	MDL	LOQ / CRQL	Units
79-00-5	1,1,2-Trichloroethane	1.1		0.38	1	ug/L
591-78-6	2-Hexanone	2.5	U	1.9	5	ug/L
124-48-1	Dibromochloromethane	0.5	U	0.2	1	ug/L
106-93-4	1,2-Dibromoethane	0.5	U	0.41	1	ug/L
127-18-4	Tetrachloroethene	0.5	U	0.27	1	ug/L
108-90-7	Chlorobenzene	0.5	U	0.49	1	ug/L
100-41-4	Ethyl Benzene	0.5	U	0.2	1	ug/L
179601-23-1	m/p-Xylenes	1	U	0.95	2	ug/L
95-47-6	o-Xylene	0.5	U	0.43	1	ug/L
100-42-5	Styrene	0.5	U	0.36	1	ug/L
75-25-2	Bromoform	0.5	U	0.47	1	ug/L
98-82-8	Isopropylbenzene	0.5	U	0.45	1	ug/L
79-34-5	1,1,2,2-Tetrachloroethane	0.5	U	0.31	1	ug/L
541-73-1	1,3-Dichlorobenzene	0.5	U	0.43	1	ug/L
106-46-7	1,4-Dichlorobenzene	0.5	U	0.32	1	ug/L
95-50-1	1,2-Dichlorobenzene	0.5	U	0.45	1	ug/L
96-12-8	1,2-Dibromo-3-Chloropropane	0.5	U	0.46	1	ug/L
120-82-1	1,2,4-Trichlorobenzene	0.5	U	0.2	1	ug/L
SURROGATES						
17060-07-0	1,2-Dichloroethane-d4	55.4		70 - 120	111%	SPK: 50
1868-53-7	Dibromofluoromethane	55		85 - 115	110%	SPK: 50
2037-26-5	Toluene-d8	48		85 - 120	96%	SPK: 50
460-00-4	4-Bromofluorobenzene	54.4		75 - 120	109%	SPK: 50
INTERNAL STANDARDS						
363-72-4	Pentafluorobenzene	829715	3.91			
540-36-3	1,4-Difluorobenzene	1334530	4.72			
3114-55-4	Chlorobenzene-d5	1444780	9.68			
3855-82-1	1,4-Dichlorobenzene-d4	744960	13.39			
TENTATIVE IDENTIFIED COMPOUNDS						
000124-19-6	Nonanal	5.4	J		15.61	ug/L

Report of Analysis

Client:	Tetra Tech NUS, Inc.	Date Collected:	09/12/11
Project:	Bethpage CTO-066	Date Received:	09/16/11
Client Sample ID:	BP-VPB129-GW-608	SDG No.:	C3729
Lab Sample ID:	C3729-03	Matrix:	WATER
Analytical Method:	SW8260B	% Moisture:	100
Sample Wt/Vol:	5 Units: mL	Final Vol:	5000 uL
Soil Aliquot Vol:	uL	Test:	VOC-TCLVOA-10
GC Column:	RTX-VMS ID : 0.18	Level :	LOW

File ID/Qc Batch:	Dilution:	Prep Date	Date Analyzed	Prep Batch ID
VG037445.D	1		09/20/11	vg091911

CAS Number	Parameter	Conc.	Qualifier	MDL	LOQ / CRQL	Units
------------	-----------	-------	-----------	-----	------------	-------

U = Not Detected
 LOQ = Limit of Quantitation
 MDL = Method Detection Limit
 LOD = Limit of Detection
 E = Value Exceeds Calibration Range

J = Estimated Value
 B = Analyte Found in Associated Method Blank
 N = Presumptive Evidence of a Compound
 * = Values outside of QC limits
 D = Dilution

Report of Analysis

Client:	Tetra Tech NUS, Inc.	Date Collected:	09/12/11
Project:	Bethpage CTO-066	Date Received:	09/16/11
Client Sample ID:	BP-VPB129-GW-608DL	SDG No.:	C3729
Lab Sample ID:	C3729-03DL	Matrix:	WATER
Analytical Method:	SW8260B	% Moisture:	100
Sample Wt/Vol:	5 Units: mL	Final Vol:	5000 uL
Soil Aliquot Vol:	uL	Test:	VOC-TCLVOA-10
GC Column:	RTX-VMS ID : 0.18	Level :	LOW

File ID/Qc Batch:	Dilution:	Prep Date	Date Analyzed	Prep Batch ID
VG037455.D	10		09/20/11	VG092011

CAS Number	Parameter	Conc.	Qualifier	MDL	LOQ / CRQL	Units
TARGETS						
75-71-8	Dichlorodifluoromethane	5	U	2	10	ug/L
74-87-3	Chloromethane	5	U	2	10	ug/L
75-01-4	Vinyl Chloride	5	U	3.4	10	ug/L
74-83-9	Bromomethane	5	U	2	10	ug/L
75-00-3	Chloroethane	5	U	2	10	ug/L
75-69-4	Trichlorofluoromethane	5	U	3.5	10	ug/L
76-13-1	1,1,2-Trichlorotrifluoroethane	9.2	JD	4.5	10	ug/L
75-35-4	1,1-Dichloroethene	5	U	4.7	10	ug/L
67-64-1	Acetone	25	U	5	50	ug/L
75-15-0	Carbon Disulfide	5	U	2	10	ug/L
1634-04-4	Methyl tert-butyl Ether	5	U	3.5	10	ug/L
79-20-9	Methyl Acetate	5	U	2	10	ug/L
75-09-2	Methylene Chloride	5	U	4.1	10	ug/L
156-60-5	trans-1,2-Dichloroethene	5	U	4.1	10	ug/L
75-34-3	1,1-Dichloroethane	5	U	3.6	10	ug/L
110-82-7	Cyclohexane	5	U	2	10	ug/L
78-93-3	2-Butanone	25	U	13	50	ug/L
56-23-5	Carbon Tetrachloride	5	U	2	10	ug/L
156-59-2	cis-1,2-Dichloroethene	5	U	3.5	10	ug/L
67-66-3	Chloroform	5	U	3.4	10	ug/L
71-55-6	1,1,1-Trichloroethane	5	U	4	10	ug/L
108-87-2	Methylcyclohexane	5	U	2	10	ug/L
71-43-2	Benzene	5	U	3.2	10	ug/L
107-06-2	1,2-Dichloroethane	5	U	4.8	10	ug/L
79-01-6	Trichloroethene	170	D	2.8	10	ug/L
78-87-5	1,2-Dichloropropane	5	U	4.6	10	ug/L
75-27-4	Bromodichloromethane	5	U	3.6	10	ug/L
108-10-1	4-Methyl-2-Pentanone	25	U	21	50	ug/L
108-88-3	Toluene	5	U	3.7	10	ug/L
10061-02-6	t-1,3-Dichloropropene	5	U	2.9	10	ug/L
10061-01-5	cis-1,3-Dichloropropene	5	U	3.1	10	ug/L

Report of Analysis

Client:	Tetra Tech NUS, Inc.	Date Collected:	09/12/11
Project:	Bethpage CTO-066	Date Received:	09/16/11
Client Sample ID:	BP-VPB129-GW-608DL	SDG No.:	C3729
Lab Sample ID:	C3729-03DL	Matrix:	WATER
Analytical Method:	SW8260B	% Moisture:	100
Sample Wt/Vol:	5 Units: mL	Final Vol:	5000 uL
Soil Aliquot Vol:	uL	Test:	VOC-TCLVOA-10
GC Column:	RTX-VMS ID : 0.18	Level :	LOW

File ID/Qc Batch:	Dilution:	Prep Date	Date Analyzed	Prep Batch ID
VG037455.D	10		09/20/11	VG092011

CAS Number	Parameter	Conc.	Qualifier	MDL	LOQ / CRQL	Units
79-00-5	1,1,2-Trichloroethane	5	U	3.8	10	ug/L
591-78-6	2-Hexanone	25	U	19	50	ug/L
124-48-1	Dibromochloromethane	5	U	2	10	ug/L
106-93-4	1,2-Dibromoethane	5	U	4.1	10	ug/L
127-18-4	Tetrachloroethene	5	U	2.7	10	ug/L
108-90-7	Chlorobenzene	5	U	4.9	10	ug/L
100-41-4	Ethyl Benzene	5	U	2	10	ug/L
179601-23-1	m/p-Xylenes	10	U	9.5	20	ug/L
95-47-6	o-Xylene	5	U	4.3	10	ug/L
100-42-5	Styrene	5	U	3.6	10	ug/L
75-25-2	Bromoform	5	U	4.7	10	ug/L
98-82-8	Isopropylbenzene	5	U	4.5	10	ug/L
79-34-5	1,1,2,2-Tetrachloroethane	5	U	3.1	10	ug/L
541-73-1	1,3-Dichlorobenzene	5	U	4.3	10	ug/L
106-46-7	1,4-Dichlorobenzene	5	U	3.2	10	ug/L
95-50-1	1,2-Dichlorobenzene	5	U	4.5	10	ug/L
96-12-8	1,2-Dibromo-3-Chloropropane	5	U	4.6	10	ug/L
120-82-1	1,2,4-Trichlorobenzene	5	U	2	10	ug/L
SURROGATES						
17060-07-0	1,2-Dichloroethane-d4	55.5		70 - 120	111%	SPK: 50
1868-53-7	Dibromofluoromethane	55.4		85 - 115	111%	SPK: 50
2037-26-5	Toluene-d8	53.6		85 - 120	107%	SPK: 50
460-00-4	4-Bromofluorobenzene	58.6		75 - 120	117%	SPK: 50
INTERNAL STANDARDS						
363-72-4	Pentafluorobenzene	839468	3.91			
540-36-3	1,4-Difluorobenzene	1296340	4.72			
3114-55-4	Chlorobenzene-d5	1409240	9.68			
3855-82-1	1,4-Dichlorobenzene-d4	708812	13.39			

Report of Analysis

Client:	Tetra Tech NUS, Inc.	Date Collected:	09/12/11
Project:	Bethpage CTO-066	Date Received:	09/16/11
Client Sample ID:	BP-VPB129-GW-608DL	SDG No.:	C3729
Lab Sample ID:	C3729-03DL	Matrix:	WATER
Analytical Method:	SW8260B	% Moisture:	100
Sample Wt/Vol:	5 Units: mL	Final Vol:	5000 uL
Soil Aliquot Vol:	uL	Test:	VOC-TCLVOA-10
GC Column:	RTX-VMS ID : 0.18	Level :	LOW

File ID/Qc Batch:	Dilution:	Prep Date	Date Analyzed	Prep Batch ID
VG037455.D	10		09/20/11	VG092011

CAS Number	Parameter	Conc.	Qualifier	MDL	LOQ / CRQL	Units
------------	-----------	-------	-----------	-----	------------	-------

U = Not Detected
LOQ = Limit of Quantitation
MDL = Method Detection Limit
LOD = Limit of Detection
E = Value Exceeds Calibration Range

J = Estimated Value
B = Analyte Found in Associated Method Blank
N = Presumptive Evidence of a Compound
* = Values outside of QC limits
D = Dilution

Report of Analysis

Client:	Tetra Tech NUS, Inc.	Date Collected:	09/19/11
Project:	Bethpage CTO-066	Date Received:	09/23/11
Client Sample ID:	BP-VPB129-GW-628	SDG No.:	c3804
Lab Sample ID:	C3804-02	Matrix:	WATER
Analytical Method:	SW8260B	% Moisture:	100
Sample Wt/Vol:	5 Units: mL	Final Vol:	5000 uL
Soil Aliquot Vol:	uL	Test:	VOC-TCLVOA-10
GC Column:	RTX-VMS ID : 0.18	Level :	LOW

File ID/Qc Batch:	Dilution:	Prep Date	Date Analyzed	Prep Batch ID
VG037558.D	1		09/26/11	VG092611

CAS Number	Parameter	Conc.	Qualifier	MDL	LOQ / CRQL	Units
TARGETS						
75-71-8	Dichlorodifluoromethane	0.5	J	0.2	1	ug/L
74-87-3	Chloromethane	0.66	J	0.2	1	ug/L
75-01-4	Vinyl Chloride	0.5	U	0.34	1	ug/L
74-83-9	Bromomethane	0.5	U	0.2	1	ug/L
75-00-3	Chloroethane	0.74	J	0.2	1	ug/L
75-69-4	Trichlorofluoromethane	0.5	U	0.35	1	ug/L
76-13-1	1,1,2-Trichlorotrifluoroethane	2.4		0.45	1	ug/L
75-35-4	1,1-Dichloroethene	1.1		0.47	1	ug/L
67-64-1	Acetone	19		0.5	5	ug/L
75-15-0	Carbon Disulfide	0.5	U	0.2	1	ug/L
1634-04-4	Methyl tert-butyl Ether	0.5	U	0.35	1	ug/L
79-20-9	Methyl Acetate	0.5	U	0.2	1	ug/L
75-09-2	Methylene Chloride	0.5	U	0.41	1	ug/L
156-60-5	trans-1,2-Dichloroethene	0.5	U	0.41	1	ug/L
75-34-3	1,1-Dichloroethane	0.5	U	0.36	1	ug/L
110-82-7	Cyclohexane	0.5	U	0.2	1	ug/L
78-93-3	2-Butanone	2.5	U	1.3	5	ug/L
56-23-5	Carbon Tetrachloride	1.7		0.2	1	ug/L
156-59-2	cis-1,2-Dichloroethene	0.81	J	0.35	1	ug/L
67-66-3	Chloroform	0.88	J	0.34	1	ug/L
71-55-6	1,1,1-Trichloroethane	0.5	U	0.4	1	ug/L
108-87-2	Methylcyclohexane	0.5	U	0.2	1	ug/L
71-43-2	Benzene	0.5	U	0.32	1	ug/L
107-06-2	1,2-Dichloroethane	0.5	U	0.48	1	ug/L
79-01-6	Trichloroethene	66		0.28	1	ug/L
78-87-5	1,2-Dichloropropane	0.5	U	0.46	1	ug/L
75-27-4	Bromodichloromethane	0.5	U	0.36	1	ug/L
108-10-1	4-Methyl-2-Pentanone	2.5	U	2.1	5	ug/L
108-88-3	Toluene	0.5	U	0.37	1	ug/L
10061-02-6	t-1,3-Dichloropropene	0.5	U	0.29	1	ug/L
10061-01-5	cis-1,3-Dichloropropene	0.5	U	0.31	1	ug/L

Report of Analysis

Client:	Tetra Tech NUS, Inc.	Date Collected:	09/19/11
Project:	Bethpage CTO-066	Date Received:	09/23/11
Client Sample ID:	BP-VPB129-GW-628	SDG No.:	c3804
Lab Sample ID:	C3804-02	Matrix:	WATER
Analytical Method:	SW8260B	% Moisture:	100
Sample Wt/Vol:	5 Units: mL	Final Vol:	5000 uL
Soil Aliquot Vol:	uL	Test:	VOC-TCLVOA-10
GC Column:	RTX-VMS ID : 0.18	Level :	LOW

File ID/Qc Batch:	Dilution:	Prep Date	Date Analyzed	Prep Batch ID
VG037558.D	1		09/26/11	VG092611

CAS Number	Parameter	Conc.	Qualifier	MDL	LOQ / CRQL	Units
79-00-5	1,1,2-Trichloroethane	0.5	U	0.38	1	ug/L
591-78-6	2-Hexanone	2.5	U	1.9	5	ug/L
124-48-1	Dibromochloromethane	0.5	U	0.2	1	ug/L
106-93-4	1,2-Dibromoethane	0.5	U	0.41	1	ug/L
127-18-4	Tetrachloroethene	0.5	U	0.27	1	ug/L
108-90-7	Chlorobenzene	0.5	U	0.49	1	ug/L
100-41-4	Ethyl Benzene	0.5	U	0.2	1	ug/L
179601-23-1	m/p-Xylenes	1	U	0.95	2	ug/L
95-47-6	o-Xylene	0.5	U	0.43	1	ug/L
100-42-5	Styrene	0.5	U	0.36	1	ug/L
75-25-2	Bromoform	0.5	U	0.47	1	ug/L
98-82-8	Isopropylbenzene	0.5	U	0.45	1	ug/L
79-34-5	1,1,2,2-Tetrachloroethane	0.5	U	0.31	1	ug/L
541-73-1	1,3-Dichlorobenzene	0.5	U	0.43	1	ug/L
106-46-7	1,4-Dichlorobenzene	0.5	U	0.32	1	ug/L
95-50-1	1,2-Dichlorobenzene	0.5	U	0.45	1	ug/L
96-12-8	1,2-Dibromo-3-Chloropropane	0.5	U	0.46	1	ug/L
120-82-1	1,2,4-Trichlorobenzene	0.5	U	0.2	1	ug/L
SURROGATES						
17060-07-0	1,2-Dichloroethane-d4	57.8		70 - 120	116%	SPK: 50
1868-53-7	Dibromofluoromethane	56.8		85 - 115	114%	SPK: 50
2037-26-5	Toluene-d8	40.1	*	85 - 120	80%	SPK: 50
460-00-4	4-Bromofluorobenzene	42		75 - 120	84%	SPK: 50
INTERNAL STANDARDS						
363-72-4	Pentafluorobenzene	1096770	3.93			
540-36-3	1,4-Difluorobenzene	1628840	4.74			
3114-55-4	Chlorobenzene-d5	1484500	9.69			
3855-82-1	1,4-Dichlorobenzene-d4	729721	13.39			

Report of Analysis

Client:	Tetra Tech NUS, Inc.	Date Collected:	09/19/11
Project:	Bethpage CTO-066	Date Received:	09/23/11
Client Sample ID:	BP-VPB129-GW-628RE	SDG No.:	c3804
Lab Sample ID:	C3804-02RE	Matrix:	WATER
Analytical Method:	SW8260B	% Moisture:	100
Sample Wt/Vol:	5 Units: mL	Final Vol:	5000 uL
Soil Aliquot Vol:	uL	Test:	VOC-TCLVOA-10
GC Column:	RTX-VMS ID : 0.18	Level :	LOW

File ID/Qc Batch:	Dilution:	Prep Date	Date Analyzed	Prep Batch ID
VG037570.D	1		09/27/11	VG092711

CAS Number	Parameter	Conc.	Qualifier	MDL	LOQ / CRQL	Units
TARGETS						
75-71-8	Dichlorodifluoromethane	0.52	J	0.2	1	ug/L
74-87-3	Chloromethane	0.5	U	0.2	1	ug/L
75-01-4	Vinyl Chloride	0.5	U	0.34	1	ug/L
74-83-9	Bromomethane	0.5	U	0.2	1	ug/L
75-00-3	Chloroethane	0.67	J	0.2	1	ug/L
75-69-4	Trichlorofluoromethane	0.5	U	0.35	1	ug/L
76-13-1	1,1,2-Trichlorotrifluoroethane	2.7		0.45	1	ug/L
75-35-4	1,1-Dichloroethene	1.3		0.47	1	ug/L
67-64-1	Acetone	21		0.5	5	ug/L
75-15-0	Carbon Disulfide	0.5	U	0.2	1	ug/L
1634-04-4	Methyl tert-butyl Ether	0.5	U	0.35	1	ug/L
79-20-9	Methyl Acetate	0.5	U	0.2	1	ug/L
75-09-2	Methylene Chloride	0.5	U	0.41	1	ug/L
156-60-5	trans-1,2-Dichloroethene	0.5	U	0.41	1	ug/L
75-34-3	1,1-Dichloroethane	0.5	U	0.36	1	ug/L
110-82-7	Cyclohexane	0.5	U	0.2	1	ug/L
78-93-3	2-Butanone	2.5	U	1.3	5	ug/L
56-23-5	Carbon Tetrachloride	1.9		0.2	1	ug/L
156-59-2	cis-1,2-Dichloroethene	0.75	J	0.35	1	ug/L
67-66-3	Chloroform	1.1		0.34	1	ug/L
71-55-6	1,1,1-Trichloroethane	0.5	U	0.4	1	ug/L
108-87-2	Methylcyclohexane	0.5	U	0.2	1	ug/L
71-43-2	Benzene	0.5	U	0.32	1	ug/L
107-06-2	1,2-Dichloroethane	0.5	U	0.48	1	ug/L
79-01-6	Trichloroethene	72		0.28	1	ug/L
78-87-5	1,2-Dichloropropane	0.5	U	0.46	1	ug/L
75-27-4	Bromodichloromethane	0.5	U	0.36	1	ug/L
108-10-1	4-Methyl-2-Pentanone	2.5	U	2.1	5	ug/L
108-88-3	Toluene	0.5	U	0.37	1	ug/L
10061-02-6	t-1,3-Dichloropropene	0.5	U	0.29	1	ug/L
10061-01-5	cis-1,3-Dichloropropene	0.5	U	0.31	1	ug/L

Report of Analysis

Client:	Tetra Tech NUS, Inc.	Date Collected:	09/19/11
Project:	Bethpage CTO-066	Date Received:	09/23/11
Client Sample ID:	BP-VPB129-GW-628RE	SDG No.:	c3804
Lab Sample ID:	C3804-02RE	Matrix:	WATER
Analytical Method:	SW8260B	% Moisture:	100
Sample Wt/Vol:	5 Units: mL	Final Vol:	5000 uL
Soil Aliquot Vol:	uL	Test:	VOC-TCLVOA-10
GC Column:	RTX-VMS ID : 0.18	Level :	LOW

File ID/Qc Batch:	Dilution:	Prep Date	Date Analyzed	Prep Batch ID
VG037570.D	1		09/27/11	VG092711

CAS Number	Parameter	Conc.	Qualifier	MDL	LOQ / CRQL	Units
79-00-5	1,1,2-Trichloroethane	0.53	J	0.38	1	ug/L
591-78-6	2-Hexanone	2.5	U	1.9	5	ug/L
124-48-1	Dibromochloromethane	0.5	U	0.2	1	ug/L
106-93-4	1,2-Dibromoethane	0.5	U	0.41	1	ug/L
127-18-4	Tetrachloroethene	0.5	U	0.27	1	ug/L
108-90-7	Chlorobenzene	0.5	U	0.49	1	ug/L
100-41-4	Ethyl Benzene	0.5	U	0.2	1	ug/L
179601-23-1	m/p-Xylenes	1	U	0.95	2	ug/L
95-47-6	o-Xylene	0.5	U	0.43	1	ug/L
100-42-5	Styrene	0.5	U	0.36	1	ug/L
75-25-2	Bromoform	0.5	U	0.47	1	ug/L
98-82-8	Isopropylbenzene	0.5	U	0.45	1	ug/L
79-34-5	1,1,2,2-Tetrachloroethane	0.5	U	0.31	1	ug/L
541-73-1	1,3-Dichlorobenzene	0.5	U	0.43	1	ug/L
106-46-7	1,4-Dichlorobenzene	0.5	U	0.32	1	ug/L
95-50-1	1,2-Dichlorobenzene	0.5	U	0.45	1	ug/L
96-12-8	1,2-Dibromo-3-Chloropropane	0.5	U	0.46	1	ug/L
120-82-1	1,2,4-Trichlorobenzene	0.5	U	0.2	1	ug/L
SURROGATES						
17060-07-0	1,2-Dichloroethane-d4	57		70 - 120	114%	SPK: 50
1868-53-7	Dibromofluoromethane	57.9	*	85 - 115	116%	SPK: 50
2037-26-5	Toluene-d8	43.8		85 - 120	88%	SPK: 50
460-00-4	4-Bromofluorobenzene	41.9		75 - 120	84%	SPK: 50
INTERNAL STANDARDS						
363-72-4	Pentafluorobenzene	1076480	3.9			
540-36-3	1,4-Difluorobenzene	1643060	4.72			
3114-55-4	Chlorobenzene-d5	1525240	9.68			
3855-82-1	1,4-Dichlorobenzene-d4	726036	13.39			

Report of Analysis

Client:	Tetra Tech NUS, Inc.	Date Collected:	09/19/11
Project:	Bethpage CTO-066	Date Received:	09/23/11
Client Sample ID:	BP-VPB129-GW-668	SDG No.:	c3804
Lab Sample ID:	C3804-04	Matrix:	WATER
Analytical Method:	SW8260B	% Moisture:	100
Sample Wt/Vol:	5 Units: mL	Final Vol:	5000 uL
Soil Aliquot Vol:	uL	Test:	VOC-TCLVOA-10
GC Column:	RTX-VMS ID : 0.18	Level :	LOW

File ID/Qc Batch:	Dilution:	Prep Date	Date Analyzed	Prep Batch ID
VG037561.D	1		09/26/11	VG092611

CAS Number	Parameter	Conc.	Qualifier	MDL	LOQ / CRQL	Units
TARGETS						
75-71-8	Dichlorodifluoromethane	0.5	U	0.2	1	ug/L
74-87-3	Chloromethane	0.5	U	0.2	1	ug/L
75-01-4	Vinyl Chloride	0.5	U	0.34	1	ug/L
74-83-9	Bromomethane	0.5	U	0.2	1	ug/L
75-00-3	Chloroethane	0.5	U	0.2	1	ug/L
75-69-4	Trichlorofluoromethane	0.5	U	0.35	1	ug/L
76-13-1	1,1,2-Trichlorotrifluoroethane	0.5	U	0.45	1	ug/L
75-35-4	1,1-Dichloroethene	0.5	U	0.47	1	ug/L
67-64-1	Acetone	2.5	U	0.5	5	ug/L
75-15-0	Carbon Disulfide	0.5	U	0.2	1	ug/L
1634-04-4	Methyl tert-butyl Ether	0.5	U	0.35	1	ug/L
79-20-9	Methyl Acetate	0.5	U	0.2	1	ug/L
75-09-2	Methylene Chloride	0.5	U	0.41	1	ug/L
156-60-5	trans-1,2-Dichloroethene	0.5	U	0.41	1	ug/L
75-34-3	1,1-Dichloroethane	0.5	U	0.36	1	ug/L
110-82-7	Cyclohexane	0.5	U	0.2	1	ug/L
78-93-3	2-Butanone	2.5	U	1.3	5	ug/L
56-23-5	Carbon Tetrachloride	0.5	U	0.2	1	ug/L
156-59-2	cis-1,2-Dichloroethene	0.5	U	0.35	1	ug/L
67-66-3	Chloroform	0.5	U	0.34	1	ug/L
71-55-6	1,1,1-Trichloroethane	0.5	U	0.4	1	ug/L
108-87-2	Methylcyclohexane	0.5	U	0.2	1	ug/L
71-43-2	Benzene	0.5	U	0.32	1	ug/L
107-06-2	1,2-Dichloroethane	0.5	U	0.48	1	ug/L
79-01-6	Trichloroethene	0.5	U	0.28	1	ug/L
78-87-5	1,2-Dichloropropane	0.5	U	0.46	1	ug/L
75-27-4	Bromodichloromethane	0.5	U	0.36	1	ug/L
108-10-1	4-Methyl-2-Pentanone	2.5	U	2.1	5	ug/L
108-88-3	Toluene	0.5	U	0.37	1	ug/L
10061-02-6	t-1,3-Dichloropropene	0.5	U	0.29	1	ug/L
10061-01-5	cis-1,3-Dichloropropene	0.5	U	0.31	1	ug/L

Report of Analysis

Client:	Tetra Tech NUS, Inc.	Date Collected:	09/19/11
Project:	Bethpage CTO-066	Date Received:	09/23/11
Client Sample ID:	BP-VPB129-GW-668	SDG No.:	c3804
Lab Sample ID:	C3804-04	Matrix:	WATER
Analytical Method:	SW8260B	% Moisture:	100
Sample Wt/Vol:	5 Units: mL	Final Vol:	5000 uL
Soil Aliquot Vol:	uL	Test:	VOC-TCLVOA-10
GC Column:	RTX-VMS ID : 0.18	Level :	LOW

File ID/Qc Batch:	Dilution:	Prep Date	Date Analyzed	Prep Batch ID
VG037561.D	1		09/26/11	VG092611

CAS Number	Parameter	Conc.	Qualifier	MDL	LOQ / CRQL	Units
79-00-5	1,1,2-Trichloroethane	0.5	U	0.38	1	ug/L
591-78-6	2-Hexanone	2.5	U	1.9	5	ug/L
124-48-1	Dibromochloromethane	0.5	U	0.2	1	ug/L
106-93-4	1,2-Dibromoethane	0.5	U	0.41	1	ug/L
127-18-4	Tetrachloroethene	0.5	U	0.27	1	ug/L
108-90-7	Chlorobenzene	0.5	U	0.49	1	ug/L
100-41-4	Ethyl Benzene	0.5	U	0.2	1	ug/L
179601-23-1	m/p-Xylenes	1	U	0.95	2	ug/L
95-47-6	o-Xylene	0.5	U	0.43	1	ug/L
100-42-5	Styrene	0.5	U	0.36	1	ug/L
75-25-2	Bromoform	0.5	U	0.47	1	ug/L
98-82-8	Isopropylbenzene	0.5	U	0.45	1	ug/L
79-34-5	1,1,2,2-Tetrachloroethane	0.5	U	0.31	1	ug/L
541-73-1	1,3-Dichlorobenzene	0.5	U	0.43	1	ug/L
106-46-7	1,4-Dichlorobenzene	0.5	U	0.32	1	ug/L
95-50-1	1,2-Dichlorobenzene	0.5	U	0.45	1	ug/L
96-12-8	1,2-Dibromo-3-Chloropropane	0.5	U	0.46	1	ug/L
120-82-1	1,2,4-Trichlorobenzene	0.5	U	0.2	1	ug/L
SURROGATES						
17060-07-0	1,2-Dichloroethane-d4	52.2		70 - 120	104%	SPK: 50
1868-53-7	Dibromofluoromethane	52.2		85 - 115	104%	SPK: 50
2037-26-5	Toluene-d8	48.4		85 - 120	97%	SPK: 50
460-00-4	4-Bromofluorobenzene	40.1		75 - 120	80%	SPK: 50
INTERNAL STANDARDS						
363-72-4	Pentafluorobenzene	1146930	3.93			
540-36-3	1,4-Difluorobenzene	1782140	4.74			
3114-55-4	Chlorobenzene-d5	1591540	9.69			
3855-82-1	1,4-Dichlorobenzene-d4	741139	13.39			

Report of Analysis

Client:	Tetra Tech NUS, Inc.	Date Collected:	09/19/11
Project:	Bethpage CTO-066	Date Received:	09/23/11
Client Sample ID:	BP-VPB129-GW-648	SDG No.:	c3804
Lab Sample ID:	C3804-13	Matrix:	SOIL
Analytical Method:	SW8260B	% Moisture:	93
Sample Wt/Vol:	4.96 Units: g	Final Vol:	5000 uL
Soil Aliquot Vol:	uL	Test:	VOC-TCLVOA-10
GC Column:	RTX-VMS ID : 0.18	Level :	LOW

File ID/Qc Batch:	Dilution:	Prep Date	Date Analyzed	Prep Batch ID
VF028776.D	1		09/28/11	VF092811

CAS Number	Parameter	Conc.	Qualifier	MDL	LOQ / CRQL	Units
TARGETS						
75-71-8	Dichlorodifluoromethane	36	U	9.4	72	ug/Kg
74-87-3	Chloromethane	36	U	12	72	ug/Kg
75-01-4	Vinyl Chloride	36	U	18	72	ug/Kg
74-83-9	Bromomethane	36	U	35	72	ug/Kg
75-00-3	Chloroethane	36	U	20	72	ug/Kg
75-69-4	Trichlorofluoromethane	36	U	19	72	ug/Kg
76-13-1	1,1,2-Trichlorotrifluoroethane	36	U	19	72	ug/Kg
75-35-4	1,1-Dichloroethene	36	U	21	72	ug/Kg
67-64-1	Acetone	180	U	43	360	ug/Kg
75-15-0	Carbon Disulfide	36	U	15	72	ug/Kg
1634-04-4	Methyl tert-butyl Ether	36	U	14	72	ug/Kg
79-20-9	Methyl Acetate	36	U	22	72	ug/Kg
75-09-2	Methylene Chloride	47	J	20	72	ug/Kg
156-60-5	trans-1,2-Dichloroethene	36	U	9.9	72	ug/Kg
75-34-3	1,1-Dichloroethane	36	U	14	72	ug/Kg
110-82-7	Cyclohexane	36	U	15	72	ug/Kg
78-93-3	2-Butanone	180	U	45	360	ug/Kg
56-23-5	Carbon Tetrachloride	36	U	14	72	ug/Kg
156-59-2	cis-1,2-Dichloroethene	36	U	13	72	ug/Kg
67-66-3	Chloroform	36	U	11	72	ug/Kg
71-55-6	1,1,1-Trichloroethane	36	U	13	72	ug/Kg
108-87-2	Methylcyclohexane	36	U	15	72	ug/Kg
71-43-2	Benzene	36	U	5.5	72	ug/Kg
107-06-2	1,2-Dichloroethane	36	U	9.2	72	ug/Kg
79-01-6	Trichloroethene	36	U	12	72	ug/Kg
78-87-5	1,2-Dichloropropane	36	U	3.7	72	ug/Kg
75-27-4	Bromodichloromethane	36	U	8.9	72	ug/Kg
108-10-1	4-Methyl-2-Pentanone	180	U	42	360	ug/Kg
108-88-3	Toluene	36	U	9.2	72	ug/Kg
10061-02-6	t-1,3-Dichloropropene	36	U	11	72	ug/Kg
10061-01-5	cis-1,3-Dichloropropene	36	U	10	72	ug/Kg

Report of Analysis

Client:	Tetra Tech NUS, Inc.	Date Collected:	09/19/11
Project:	Bethpage CTO-066	Date Received:	09/23/11
Client Sample ID:	BP-VPB129-GW-648	SDG No.:	c3804
Lab Sample ID:	C3804-13	Matrix:	SOIL
Analytical Method:	SW8260B	% Moisture:	93
Sample Wt/Vol:	4.96 Units: g	Final Vol:	5000 uL
Soil Aliquot Vol:	uL	Test:	VOC-TCLVOA-10
GC Column:	RTX-VMS ID : 0.18	Level :	LOW

File ID/Qc Batch:	Dilution:	Prep Date	Date Analyzed	Prep Batch ID
VF028776.D	1		09/28/11	VF092811

CAS Number	Parameter	Conc.	Qualifier	MDL	LOQ / CRQL	Units
79-00-5	1,1,2-Trichloroethane	36	U	13	72	ug/Kg
591-78-6	2-Hexanone	180	U	56	360	ug/Kg
124-48-1	Dibromochloromethane	36	U	7.8	72	ug/Kg
106-93-4	1,2-Dibromoethane	36	U	9.2	72	ug/Kg
127-18-4	Tetrachloroethene	36	U	15	72	ug/Kg
108-90-7	Chlorobenzene	36	U	7.2	72	ug/Kg
100-41-4	Ethyl Benzene	36	U	8.9	72	ug/Kg
179601-23-1	m/p-Xylenes	70	U	10	140	ug/Kg
95-47-6	o-Xylene	36	U	9.8	72	ug/Kg
100-42-5	Styrene	36	U	6.5	72	ug/Kg
75-25-2	Bromoform	36	U	11	72	ug/Kg
98-82-8	Isopropylbenzene	36	U	6.9	72	ug/Kg
79-34-5	1,1,2,2-Tetrachloroethane	36	U	6.6	72	ug/Kg
541-73-1	1,3-Dichlorobenzene	36	U	5.3	72	ug/Kg
106-46-7	1,4-Dichlorobenzene	36	U	5.9	72	ug/Kg
95-50-1	1,2-Dichlorobenzene	36	U	8.9	72	ug/Kg
96-12-8	1,2-Dibromo-3-Chloropropane	36	U	13	72	ug/Kg
120-82-1	1,2,4-Trichlorobenzene	36	U	10	72	ug/Kg
SURROGATES						
17060-07-0	1,2-Dichloroethane-d4	34.5		55 - 158	69%	SPK: 50
1868-53-7	Dibromofluoromethane	46.6		53 - 156	93%	SPK: 50
2037-26-5	Toluene-d8	45.6		85 - 115	91%	SPK: 50
460-00-4	4-Bromofluorobenzene	42.5		85 - 120	85%	SPK: 50
INTERNAL STANDARDS						
363-72-4	Pentafluorobenzene	660441	3.17			
540-36-3	1,4-Difluorobenzene	993450	3.77			
3114-55-4	Chlorobenzene-d5	857593	7.13			
3855-82-1	1,4-Dichlorobenzene-d4	486843	9.01			
TENTATIVE IDENTIFIED COMPOUNDS						
000176-63-6	Spiro[4.5]decane	380	J		9.42	ug/Kg
1000152-47-3	trans-Decalin, 2-methyl-	490	J		9.5	ug/Kg
002958-75-0	1-Methyldecahydronaphthalene	510	J		9.64	ug/Kg

Report of Analysis

Client:	Tetra Tech NUS, Inc.	Date Collected:	09/20/11
Project:	Bethpage CTO-066	Date Received:	09/23/11
Client Sample ID:	BP-VPB129-GW-688	SDG No.:	c3804
Lab Sample ID:	C3804-14	Matrix:	SOIL
Analytical Method:	SW8260B	% Moisture:	88
Sample Wt/Vol:	5.09 Units: g	Final Vol:	5000 uL
Soil Aliquot Vol:	uL	Test:	VOC-TCLVOA-10
GC Column:	RTX-VMS ID : 0.18	Level :	LOW

File ID/Qc Batch:	Dilution:	Prep Date	Date Analyzed	Prep Batch ID
VF028777.D	1		09/28/11	VF092811

CAS Number	Parameter	Conc.	Qualifier	MDL	LOQ / CRQL	Units
TARGETS						
75-71-8	Dichlorodifluoromethane	20.5	U	5.3	41	ug/Kg
74-87-3	Chloromethane	20.5	U	7	41	ug/Kg
75-01-4	Vinyl Chloride	20.5	U	10	41	ug/Kg
74-83-9	Bromomethane	20.5	U	20	41	ug/Kg
75-00-3	Chloroethane	20.5	U	11	41	ug/Kg
75-69-4	Trichlorofluoromethane	20.5	U	11	41	ug/Kg
76-13-1	1,1,2-Trichlorotrifluoroethane	20.5	U	11	41	ug/Kg
75-35-4	1,1-Dichloroethene	20.5	U	12	41	ug/Kg
67-64-1	Acetone	100	U	25	200	ug/Kg
75-15-0	Carbon Disulfide	20.5	U	8.7	41	ug/Kg
1634-04-4	Methyl tert-butyl Ether	20.5	U	7.9	41	ug/Kg
79-20-9	Methyl Acetate	20.5	U	12	41	ug/Kg
75-09-2	Methylene Chloride	20.5	U	12	41	ug/Kg
156-60-5	trans-1,2-Dichloroethene	20.5	U	5.6	41	ug/Kg
75-34-3	1,1-Dichloroethane	20.5	U	7.7	41	ug/Kg
110-82-7	Cyclohexane	20.5	U	8.3	41	ug/Kg
78-93-3	2-Butanone	100	U	25	200	ug/Kg
56-23-5	Carbon Tetrachloride	20.5	U	8.1	41	ug/Kg
156-59-2	cis-1,2-Dichloroethene	20.5	U	7.3	41	ug/Kg
67-66-3	Chloroform	20.5	U	6.1	41	ug/Kg
71-55-6	1,1,1-Trichloroethane	20.5	U	7.2	41	ug/Kg
108-87-2	Methylcyclohexane	20.5	U	8.7	41	ug/Kg
71-43-2	Benzene	20.5	U	3.1	41	ug/Kg
107-06-2	1,2-Dichloroethane	20.5	U	5.2	41	ug/Kg
79-01-6	Trichloroethene	12	J	7	41	ug/Kg
78-87-5	1,2-Dichloropropane	20.5	U	2.1	41	ug/Kg
75-27-4	Bromodichloromethane	20.5	U	5.1	41	ug/Kg
108-10-1	4-Methyl-2-Pentanone	100	U	24	200	ug/Kg
108-88-3	Toluene	20.5	U	5.2	41	ug/Kg
10061-02-6	t-1,3-Dichloropropene	20.5	U	6.5	41	ug/Kg
10061-01-5	cis-1,3-Dichloropropene	20.5	U	5.9	41	ug/Kg

Report of Analysis

Client:	Tetra Tech NUS, Inc.	Date Collected:	09/20/11
Project:	Bethpage CTO-066	Date Received:	09/23/11
Client Sample ID:	BP-VPB129-GW-688	SDG No.:	c3804
Lab Sample ID:	C3804-14	Matrix:	SOIL
Analytical Method:	SW8260B	% Moisture:	88
Sample Wt/Vol:	5.09 Units: g	Final Vol:	5000 uL
Soil Aliquot Vol:	uL	Test:	VOC-TCLVOA-10
GC Column:	RTX-VMS ID : 0.18	Level :	LOW

File ID/Qc Batch:	Dilution:	Prep Date	Date Analyzed	Prep Batch ID
VF028777.D	1		09/28/11	VF092811

CAS Number	Parameter	Conc.	Qualifier	MDL	LOQ / CRQL	Units
79-00-5	1,1,2-Trichloroethane	20.5	U	7.4	41	ug/Kg
591-78-6	2-Hexanone	100	U	32	200	ug/Kg
124-48-1	Dibromochloromethane	20.5	U	4.4	41	ug/Kg
106-93-4	1,2-Dibromoethane	20.5	U	5.2	41	ug/Kg
127-18-4	Tetrachloroethene	20.5	U	8.3	41	ug/Kg
108-90-7	Chlorobenzene	20.5	U	4.1	41	ug/Kg
100-41-4	Ethyl Benzene	20.5	U	5.1	41	ug/Kg
179601-23-1	m/p-Xylenes	41	U	5.9	82	ug/Kg
95-47-6	o-Xylene	20.5	U	5.6	41	ug/Kg
100-42-5	Styrene	20.5	U	3.7	41	ug/Kg
75-25-2	Bromoform	20.5	U	6.1	41	ug/Kg
98-82-8	Isopropylbenzene	20.5	U	3.9	41	ug/Kg
79-34-5	1,1,2,2-Tetrachloroethane	20.5	U	3.8	41	ug/Kg
541-73-1	1,3-Dichlorobenzene	20.5	U	3	41	ug/Kg
106-46-7	1,4-Dichlorobenzene	20.5	U	3.4	41	ug/Kg
95-50-1	1,2-Dichlorobenzene	20.5	U	5.1	41	ug/Kg
96-12-8	1,2-Dibromo-3-Chloropropane	20.5	U	7.1	41	ug/Kg
120-82-1	1,2,4-Trichlorobenzene	20.5	U	5.7	41	ug/Kg
SURROGATES						
17060-07-0	1,2-Dichloroethane-d4	32		55 - 158	64%	SPK: 50
1868-53-7	Dibromofluoromethane	45.4		53 - 156	91%	SPK: 50
2037-26-5	Toluene-d8	45.6		85 - 115	91%	SPK: 50
460-00-4	4-Bromofluorobenzene	41.5	*	85 - 120	83%	SPK: 50
INTERNAL STANDARDS						
363-72-4	Pentafluorobenzene	647659	3.18			
540-36-3	1,4-Difluorobenzene	976347	3.78			
3114-55-4	Chlorobenzene-d5	841506	7.13			
3855-82-1	1,4-Dichlorobenzene-d4	457023	9.01			
TENTATIVE IDENTIFIED COMPOUNDS						
000493-01-6	Naphthalene, decahydro-, cis-	160	J		9.43	ug/Kg
000089-82-7	Pulegone	170	J		9.5	ug/Kg
002958-75-0	1-Methyldecahydronaphthalene	220	J		9.64	ug/Kg

Report of Analysis

Client:	Tetra Tech NUS, Inc.	Date Collected:	09/20/11
Project:	Bethpage CTO-066	Date Received:	09/23/11
Client Sample ID:	BP-VPB129-GW-688	SDG No.:	c3804
Lab Sample ID:	C3804-14	Matrix:	SOIL
Analytical Method:	SW8260B	% Moisture:	88
Sample Wt/Vol:	5.09 Units: g	Final Vol:	5000 uL
Soil Aliquot Vol:	uL	Test:	VOC-TCLVOA-10
GC Column:	RTX-VMS ID : 0.18	Level :	LOW

File ID/Qc Batch:	Dilution:	Prep Date	Date Analyzed	Prep Batch ID
VF028777.D	1		09/28/11	VF092811

CAS Number	Parameter	Conc.	Qualifier	MDL	LOQ / CRQL	Units
002958-76-1	Naphthalene, decahydro-2-methyl-	140	J		9.69	ug/Kg
002808-75-5	1-Methyl-2-methylenecyclohexane	250	J		9.79	ug/Kg
1000155-85-6	cis-Decalin, 2-syn-methyl-	130	J		9.84	ug/Kg
000112-40-3	Dodecane	150	J		9.87	ug/Kg
1000158-89-1	Decalin, syn-1-methyl-, cis-	390	J		9.98	ug/Kg
025107-01-1	9-Methylbicyclo[3.3.1]nonane	150	J		10.38	ug/Kg
000629-50-5	Tridecane	130	J		10.49	ug/Kg

U = Not Detected
 LOQ = Limit of Quantitation
 MDL = Method Detection Limit
 LOD = Limit of Detection
 E = Value Exceeds Calibration Range

J = Estimated Value
 B = Analyte Found in Associated Method Blank
 N = Presumptive Evidence of a Compound
 * = Values outside of QC limits
 D = Dilution

Report of Analysis

Client:	Tetra Tech NUS, Inc.	Date Collected:	09/20/11
Project:	Bethpage CTO-066	Date Received:	09/23/11
Client Sample ID:	BP-VPB129-GW-688RE	SDG No.:	c3804
Lab Sample ID:	C3804-14RE	Matrix:	SOIL
Analytical Method:	SW8260B	% Moisture:	88
Sample Wt/Vol:	5.05 Units: g	Final Vol:	5000 uL
Soil Aliquot Vol:	uL	Test:	VOC-TCLVOA-10
GC Column:	RTX-VMS ID : 0.18	Level :	LOW

File ID/Qc Batch:	Dilution:	Prep Date	Date Analyzed	Prep Batch ID
VF028783.D	1		09/28/11	VF092811

CAS Number	Parameter	Conc.	Qualifier	MDL	LOQ / CRQL	Units
TARGETS						
75-71-8	Dichlorodifluoromethane	20.5	U	5.4	41	ug/Kg
74-87-3	Chloromethane	20.5	U	7.1	41	ug/Kg
75-01-4	Vinyl Chloride	20.5	U	10	41	ug/Kg
74-83-9	Bromomethane	20.5	U	20	41	ug/Kg
75-00-3	Chloroethane	20.5	U	12	41	ug/Kg
75-69-4	Trichlorofluoromethane	20.5	U	11	41	ug/Kg
76-13-1	1,1,2-Trichlorotrifluoroethane	20.5	U	11	41	ug/Kg
75-35-4	1,1-Dichloroethene	20.5	U	12	41	ug/Kg
67-64-1	Acetone	105	U	25	210	ug/Kg
75-15-0	Carbon Disulfide	20.5	U	8.7	41	ug/Kg
1634-04-4	Methyl tert-butyl Ether	20.5	U	7.9	41	ug/Kg
79-20-9	Methyl Acetate	20.5	U	12	41	ug/Kg
75-09-2	Methylene Chloride	20.5	U	12	41	ug/Kg
156-60-5	trans-1,2-Dichloroethene	20.5	U	5.7	41	ug/Kg
75-34-3	1,1-Dichloroethane	20.5	U	7.8	41	ug/Kg
110-82-7	Cyclohexane	20.5	U	8.3	41	ug/Kg
78-93-3	2-Butanone	105	U	26	210	ug/Kg
56-23-5	Carbon Tetrachloride	20.5	U	8.2	41	ug/Kg
156-59-2	cis-1,2-Dichloroethene	20.5	U	7.3	41	ug/Kg
67-66-3	Chloroform	20.5	U	6.1	41	ug/Kg
71-55-6	1,1,1-Trichloroethane	20.5	U	7.3	41	ug/Kg
108-87-2	Methylcyclohexane	20.5	U	8.7	41	ug/Kg
71-43-2	Benzene	20.5	U	3.1	41	ug/Kg
107-06-2	1,2-Dichloroethane	20.5	U	5.3	41	ug/Kg
79-01-6	Trichloroethene	11	J	7.1	41	ug/Kg
78-87-5	1,2-Dichloropropane	20.5	U	2.1	41	ug/Kg
75-27-4	Bromodichloromethane	20.5	U	5.1	41	ug/Kg
108-10-1	4-Methyl-2-Pentanone	105	U	24	210	ug/Kg
108-88-3	Toluene	20.5	U	5.3	41	ug/Kg
10061-02-6	t-1,3-Dichloropropene	20.5	U	6.5	41	ug/Kg
10061-01-5	cis-1,3-Dichloropropene	20.5	U	5.9	41	ug/Kg

Report of Analysis

Client:	Tetra Tech NUS, Inc.	Date Collected:	09/20/11
Project:	Bethpage CTO-066	Date Received:	09/23/11
Client Sample ID:	BP-VPB129-GW-688RE	SDG No.:	c3804
Lab Sample ID:	C3804-14RE	Matrix:	SOIL
Analytical Method:	SW8260B	% Moisture:	88
Sample Wt/Vol:	5.05 Units: g	Final Vol:	5000 uL
Soil Aliquot Vol:	uL	Test:	VOC-TCLVOA-10
GC Column:	RTX-VMS ID : 0.18	Level :	LOW

File ID/Qc Batch:	Dilution:	Prep Date	Date Analyzed	Prep Batch ID
VF028783.D	1		09/28/11	VF092811

CAS Number	Parameter	Conc.	Qualifier	MDL	LOQ / CRQL	Units
79-00-5	1,1,2-Trichloroethane	20.5	U	7.4	41	ug/Kg
591-78-6	2-Hexanone	105	U	32	210	ug/Kg
124-48-1	Dibromochloromethane	20.5	U	4.5	41	ug/Kg
106-93-4	1,2-Dibromoethane	20.5	U	5.3	41	ug/Kg
127-18-4	Tetrachloroethene	20.5	U	8.3	41	ug/Kg
108-90-7	Chlorobenzene	20.5	U	4.1	41	ug/Kg
100-41-4	Ethyl Benzene	20.5	U	5.1	41	ug/Kg
179601-23-1	m/p-Xylenes	41.5	U	5.9	83	ug/Kg
95-47-6	o-Xylene	20.5	U	5.6	41	ug/Kg
100-42-5	Styrene	20.5	U	3.7	41	ug/Kg
75-25-2	Bromoform	20.5	U	6.1	41	ug/Kg
98-82-8	Isopropylbenzene	20.5	U	4	41	ug/Kg
79-34-5	1,1,2,2-Tetrachloroethane	20.5	U	3.8	41	ug/Kg
541-73-1	1,3-Dichlorobenzene	20.5	U	3.1	41	ug/Kg
106-46-7	1,4-Dichlorobenzene	20.5	U	3.4	41	ug/Kg
95-50-1	1,2-Dichlorobenzene	20.5	U	5.1	41	ug/Kg
96-12-8	1,2-Dibromo-3-Chloropropane	20.5	U	7.2	41	ug/Kg
120-82-1	1,2,4-Trichlorobenzene	20.5	U	5.8	41	ug/Kg
SURROGATES						
17060-07-0	1,2-Dichloroethane-d4	32.7		55 - 158	65%	SPK: 50
1868-53-7	Dibromofluoromethane	44.8		53 - 156	90%	SPK: 50
2037-26-5	Toluene-d8	46.5		85 - 115	93%	SPK: 50
460-00-4	4-Bromofluorobenzene	41.9	*	85 - 120	84%	SPK: 50
INTERNAL STANDARDS						
363-72-4	Pentafluorobenzene	648365	3.17			
540-36-3	1,4-Difluorobenzene	1003180	3.77			
3114-55-4	Chlorobenzene-d5	873059	7.13			
3855-82-1	1,4-Dichlorobenzene-d4	475186	9.01			

Report of Analysis

Client:	Tetra Tech NUS, Inc.	Date Collected:	09/20/11
Project:	Bethpage CTO-066	Date Received:	09/23/11
Client Sample ID:	BP-VPB129-GW-708	SDG No.:	c3804
Lab Sample ID:	C3804-15	Matrix:	SOIL
Analytical Method:	SW8260B	% Moisture:	87
Sample Wt/Vol:	4.98 Units: g	Final Vol:	5000 uL
Soil Aliquot Vol:	uL	Test:	VOC-TCLVOA-10
GC Column:	RTX-VMS ID : 0.18	Level :	LOW

File ID/Qc Batch:	Dilution:	Prep Date	Date Analyzed	Prep Batch ID
VF028784.D	1		09/28/11	VF092811

CAS Number	Parameter	Conc.	Qualifier	MDL	LOQ / CRQL	Units
TARGETS						
75-71-8	Dichlorodifluoromethane	19.5	U	5	39	ug/Kg
74-87-3	Chloromethane	19.5	U	6.6	39	ug/Kg
75-01-4	Vinyl Chloride	19.5	U	9.5	39	ug/Kg
74-83-9	Bromomethane	19.5	U	19	39	ug/Kg
75-00-3	Chloroethane	19.5	U	11	39	ug/Kg
75-69-4	Trichlorofluoromethane	19.5	U	10	39	ug/Kg
76-13-1	1,1,2-Trichlorotrifluoroethane	19.5	U	10	39	ug/Kg
75-35-4	1,1-Dichloroethene	19.5	U	11	39	ug/Kg
67-64-1	Acetone	85	J	23	190	ug/Kg
75-15-0	Carbon Disulfide	19.5	U	8.2	39	ug/Kg
1634-04-4	Methyl tert-butyl Ether	19.5	U	7.4	39	ug/Kg
79-20-9	Methyl Acetate	19.5	U	12	39	ug/Kg
75-09-2	Methylene Chloride	36	J	11	39	ug/Kg
156-60-5	trans-1,2-Dichloroethene	19.5	U	5.3	39	ug/Kg
75-34-3	1,1-Dichloroethane	19.5	U	7.3	39	ug/Kg
110-82-7	Cyclohexane	19.5	U	7.8	39	ug/Kg
78-93-3	2-Butanone	95	U	24	190	ug/Kg
56-23-5	Carbon Tetrachloride	19.5	U	7.6	39	ug/Kg
156-59-2	cis-1,2-Dichloroethene	19.5	U	6.9	39	ug/Kg
67-66-3	Chloroform	19.5	U	5.7	39	ug/Kg
71-55-6	1,1,1-Trichloroethane	19.5	U	6.8	39	ug/Kg
108-87-2	Methylcyclohexane	19.5	U	8.2	39	ug/Kg
71-43-2	Benzene	19.5	U	2.9	39	ug/Kg
107-06-2	1,2-Dichloroethane	19.5	U	4.9	39	ug/Kg
79-01-6	Trichloroethene	9.8	J	6.6	39	ug/Kg
78-87-5	1,2-Dichloropropane	19.5	U	2	39	ug/Kg
75-27-4	Bromodichloromethane	19.5	U	4.8	39	ug/Kg
108-10-1	4-Methyl-2-Pentanone	95	U	23	190	ug/Kg
108-88-3	Toluene	19.5	U	4.9	39	ug/Kg
10061-02-6	t-1,3-Dichloropropene	19.5	U	6.1	39	ug/Kg
10061-01-5	cis-1,3-Dichloropropene	19.5	U	5.6	39	ug/Kg

Report of Analysis

Client:	Tetra Tech NUS, Inc.	Date Collected:	09/20/11
Project:	Bethpage CTO-066	Date Received:	09/23/11
Client Sample ID:	BP-VPB129-GW-708	SDG No.:	c3804
Lab Sample ID:	C3804-15	Matrix:	SOIL
Analytical Method:	SW8260B	% Moisture:	87
Sample Wt/Vol:	4.98 Units: g	Final Vol:	5000 uL
Soil Aliquot Vol:	uL	Test:	VOC-TCLVOA-10
GC Column:	RTX-VMS ID : 0.18	Level :	LOW

File ID/Qc Batch:	Dilution:	Prep Date	Date Analyzed	Prep Batch ID
VF028784.D	1		09/28/11	VF092811

CAS Number	Parameter	Conc.	Qualifier	MDL	LOQ / CRQL	Units
79-00-5	1,1,2-Trichloroethane	19.5	U	7	39	ug/Kg
591-78-6	2-Hexanone	95	U	30	190	ug/Kg
124-48-1	Dibromochloromethane	19.5	U	4.2	39	ug/Kg
106-93-4	1,2-Dibromoethane	19.5	U	4.9	39	ug/Kg
127-18-4	Tetrachloroethene	19.5	U	7.8	39	ug/Kg
108-90-7	Chlorobenzene	19.5	U	3.9	39	ug/Kg
100-41-4	Ethyl Benzene	19.5	U	4.8	39	ug/Kg
179601-23-1	m/p-Xylenes	38.5	U	5.6	77	ug/Kg
95-47-6	o-Xylene	19.5	U	5.3	39	ug/Kg
100-42-5	Styrene	19.5	U	3.5	39	ug/Kg
75-25-2	Bromoform	19.5	U	5.7	39	ug/Kg
98-82-8	Isopropylbenzene	19.5	U	3.7	39	ug/Kg
79-34-5	1,1,2,2-Tetrachloroethane	19.5	U	3.6	39	ug/Kg
541-73-1	1,3-Dichlorobenzene	19.5	U	2.9	39	ug/Kg
106-46-7	1,4-Dichlorobenzene	19.5	U	3.2	39	ug/Kg
95-50-1	1,2-Dichlorobenzene	19.5	U	4.8	39	ug/Kg
96-12-8	1,2-Dibromo-3-Chloropropane	19.5	U	6.7	39	ug/Kg
120-82-1	1,2,4-Trichlorobenzene	19.5	U	5.4	39	ug/Kg
SURROGATES						
17060-07-0	1,2-Dichloroethane-d4	32.5		55 - 158	65%	SPK: 50
1868-53-7	Dibromofluoromethane	43.7		53 - 156	87%	SPK: 50
2037-26-5	Toluene-d8	46.3		85 - 115	93%	SPK: 50
460-00-4	4-Bromofluorobenzene	42.4		85 - 120	85%	SPK: 50
INTERNAL STANDARDS						
363-72-4	Pentafluorobenzene	661303	3.17			
540-36-3	1,4-Difluorobenzene	1012110	3.77			
3114-55-4	Chlorobenzene-d5	868134	7.13			
3855-82-1	1,4-Dichlorobenzene-d4	490048	9			
TENTATIVE IDENTIFIED COMPOUNDS						
000493-01-6	Naphthalene, decahydro-, cis-	110	J		9.42	ug/Kg
1000152-47-3	trans-Decalin, 2-methyl-	140	J		9.49	ug/Kg
002958-76-1	Naphthalene, decahydro-2-methyl-	190	J		9.63	ug/Kg

Report of Analysis

Client:	Tetra Tech NUS, Inc.	Date Collected:	09/20/11
Project:	Bethpage CTO-066	Date Received:	09/23/11
Client Sample ID:	BP-VPB129-GW-708	SDG No.:	c3804
Lab Sample ID:	C3804-15	Matrix:	SOIL
Analytical Method:	SW8260B	% Moisture:	87
Sample Wt/Vol:	4.98 Units: g	Final Vol:	5000 uL
Soil Aliquot Vol:	uL	Test:	VOC-TCLVOA-10
GC Column:	RTX-VMS ID : 0.18	Level :	LOW

File ID/Qc Batch:	Dilution:	Prep Date	Date Analyzed	Prep Batch ID
VF028784.D	1		09/28/11	VF092811

CAS Number	Parameter	Conc.	Qualifier	MDL	LOQ / CRQL	Units
1000155-85-6	cis-Decalin, 2-syn-methyl-	120	J		9.68	ug/Kg
015232-92-5	Cyclohexene, 3-pentyl-	200	J		9.79	ug/Kg
021394-30-9	Bicyclo[5.4.0]undecane (trans)	110	J		9.84	ug/Kg
000112-40-3	Dodecane	140	J		9.87	ug/Kg
1000158-89-0	Decalin, anti-1-methyl-, cis-	340	J		9.98	ug/Kg
066660-43-3	trans, cis-3-Ethylbicyclo[4.4.0]de	130	J		10.37	ug/Kg
000629-50-5	Tridecane	120	J		10.48	ug/Kg

U = Not Detected

LOQ = Limit of Quantitation

MDL = Method Detection Limit

LOD = Limit of Detection

E = Value Exceeds Calibration Range

J = Estimated Value

B = Analyte Found in Associated Method Blank

N = Presumptive Evidence of a Compound

* = Values outside of QC limits

D = Dilution

Report of Analysis

Client:	Tetra Tech NUS, Inc.	Date Collected:	09/20/11
Project:	Bethpage CTO-066	Date Received:	09/23/11
Client Sample ID:	BP-VPB129-GW-748	SDG No.:	c3804
Lab Sample ID:	C3804-16	Matrix:	SOIL
Analytical Method:	SW8260B	% Moisture:	91
Sample Wt/Vol:	5.07 Units: g	Final Vol:	5000 uL
Soil Aliquot Vol:	uL	Test:	VOC-TCLVOA-10
GC Column:	RTX-VMS ID : 0.18	Level :	LOW

File ID/Qc Batch:	Dilution:	Prep Date	Date Analyzed	Prep Batch ID
VF028779.D	1		09/28/11	VF092811

CAS Number	Parameter	Conc.	Qualifier	MDL	LOQ / CRQL	Units
TARGETS						
75-71-8	Dichlorodifluoromethane	27.5	U	7.1	55	ug/Kg
74-87-3	Chloromethane	27.5	U	9.4	55	ug/Kg
75-01-4	Vinyl Chloride	27.5	U	13	55	ug/Kg
74-83-9	Bromomethane	27.5	U	27	55	ug/Kg
75-00-3	Chloroethane	27.5	U	15	55	ug/Kg
75-69-4	Trichlorofluoromethane	27.5	U	14	55	ug/Kg
76-13-1	1,1,2-Trichlorotrifluoroethane	27.5	U	15	55	ug/Kg
75-35-4	1,1-Dichloroethene	27.5	U	16	55	ug/Kg
67-64-1	Acetone	135	U	33	270	ug/Kg
75-15-0	Carbon Disulfide	27.5	U	12	55	ug/Kg
1634-04-4	Methyl tert-butyl Ether	27.5	U	11	55	ug/Kg
79-20-9	Methyl Acetate	27.5	U	17	55	ug/Kg
75-09-2	Methylene Chloride	43	J	16	55	ug/Kg
156-60-5	trans-1,2-Dichloroethene	27.5	U	7.6	55	ug/Kg
75-34-3	1,1-Dichloroethane	27.5	U	10	55	ug/Kg
110-82-7	Cyclohexane	27.5	U	11	55	ug/Kg
78-93-3	2-Butanone	135	U	34	270	ug/Kg
56-23-5	Carbon Tetrachloride	27.5	U	11	55	ug/Kg
156-59-2	cis-1,2-Dichloroethene	27.5	U	9.8	55	ug/Kg
67-66-3	Chloroform	27.5	U	8.1	55	ug/Kg
71-55-6	1,1,1-Trichloroethane	27.5	U	9.6	55	ug/Kg
108-87-2	Methylcyclohexane	27.5	U	12	55	ug/Kg
71-43-2	Benzene	27.5	U	4.2	55	ug/Kg
107-06-2	1,2-Dichloroethane	27.5	U	7	55	ug/Kg
79-01-6	Trichloroethene	19	J	9.4	55	ug/Kg
78-87-5	1,2-Dichloropropane	27.5	U	2.8	55	ug/Kg
75-27-4	Bromodichloromethane	27.5	U	6.8	55	ug/Kg
108-10-1	4-Methyl-2-Pentanone	135	U	32	270	ug/Kg
108-88-3	Toluene	27.5	U	7	55	ug/Kg
10061-02-6	t-1,3-Dichloropropene	27.5	U	8.7	55	ug/Kg
10061-01-5	cis-1,3-Dichloropropene	27.5	U	7.9	55	ug/Kg

Report of Analysis

Client:	Tetra Tech NUS, Inc.	Date Collected:	09/20/11
Project:	Bethpage CTO-066	Date Received:	09/23/11
Client Sample ID:	BP-VPB129-GW-748	SDG No.:	c3804
Lab Sample ID:	C3804-16	Matrix:	SOIL
Analytical Method:	SW8260B	% Moisture:	91
Sample Wt/Vol:	5.07 Units: g	Final Vol:	5000 uL
Soil Aliquot Vol:	uL	Test:	VOC-TCLVOA-10
GC Column:	RTX-VMS ID : 0.18	Level :	LOW

File ID/Qc Batch:	Dilution:	Prep Date	Date Analyzed	Prep Batch ID
VF028779.D	1		09/28/11	VF092811

CAS Number	Parameter	Conc.	Qualifier	MDL	LOQ / CRQL	Units
79-00-5	1,1,2-Trichloroethane	27.5	U	9.9	55	ug/Kg
591-78-6	2-Hexanone	135	U	43	270	ug/Kg
124-48-1	Dibromochloromethane	27.5	U	5.9	55	ug/Kg
106-93-4	1,2-Dibromoethane	27.5	U	7	55	ug/Kg
127-18-4	Tetrachloroethene	27.5	U	11	55	ug/Kg
108-90-7	Chlorobenzene	27.5	U	5.5	55	ug/Kg
100-41-4	Ethyl Benzene	27.5	U	6.8	55	ug/Kg
179601-23-1	m/p-Xylenes	55	U	7.9	110	ug/Kg
95-47-6	o-Xylene	27.5	U	7.5	55	ug/Kg
100-42-5	Styrene	27.5	U	4.9	55	ug/Kg
75-25-2	Bromoform	27.5	U	8.1	55	ug/Kg
98-82-8	Isopropylbenzene	27.5	U	5.3	55	ug/Kg
79-34-5	1,1,2,2-Tetrachloroethane	27.5	U	5	55	ug/Kg
541-73-1	1,3-Dichlorobenzene	27.5	U	4.1	55	ug/Kg
106-46-7	1,4-Dichlorobenzene	27.5	U	4.5	55	ug/Kg
95-50-1	1,2-Dichlorobenzene	27.5	U	6.8	55	ug/Kg
96-12-8	1,2-Dibromo-3-Chloropropane	27.5	U	9.5	55	ug/Kg
120-82-1	1,2,4-Trichlorobenzene	27.5	U	7.7	55	ug/Kg
SURROGATES						
17060-07-0	1,2-Dichloroethane-d4	31.6		55 - 158	63%	SPK: 50
1868-53-7	Dibromofluoromethane	44.5		53 - 156	89%	SPK: 50
2037-26-5	Toluene-d8	45.6		85 - 115	91%	SPK: 50
460-00-4	4-Bromofluorobenzene	42.4		85 - 120	85%	SPK: 50
INTERNAL STANDARDS						
363-72-4	Pentafluorobenzene	656387	3.17			
540-36-3	1,4-Difluorobenzene	996616	3.77			
3114-55-4	Chlorobenzene-d5	863879	7.13			
3855-82-1	1,4-Dichlorobenzene-d4	463903	9			
TENTATIVE IDENTIFIED COMPOUNDS						
000176-63-6	Spiro[4.5]decane	240	J		9.42	ug/Kg
1000152-47-3	trans-Decalin, 2-methyl-	320	J		9.5	ug/Kg
002958-75-0	1-Methyldecahydronaphthalene	350	J		9.64	ug/Kg

Report of Analysis

Client:	Tetra Tech NUS, Inc.	Date Collected:	09/20/11
Project:	Bethpage CTO-066	Date Received:	09/23/11
Client Sample ID:	BP-VPB129-GW-748	SDG No.:	c3804
Lab Sample ID:	C3804-16	Matrix:	SOIL
Analytical Method:	SW8260B	% Moisture:	91
Sample Wt/Vol:	5.07 Units: g	Final Vol:	5000 uL
Soil Aliquot Vol:	uL	Test:	VOC-TCLVOA-10
GC Column:	RTX-VMS ID : 0.18	Level :	LOW

File ID/Qc Batch:	Dilution:	Prep Date	Date Analyzed	Prep Batch ID
VF028779.D	1		09/28/11	VF092811

CAS Number	Parameter	Conc.	Qualifier	MDL	LOQ / CRQL	Units
1000155-85-6	cis-Decalin, 2-syn-methyl-	250	J		9.69	ug/Kg
002547-27-5	trans-4a-Methyl-decahydronaphthale	400	J		9.8	ug/Kg
002958-76-1	Naphthalene, decahydro-2-methyl-	270	J		9.85	ug/Kg
000112-40-3	Dodecane	280	J		9.87	ug/Kg
1000158-89-1	Decalin, syn-1-methyl-, cis-	690	J		9.99	ug/Kg
001124-27-2	Cyclohexane, 1-methyl-4-(1-methyle	270	J		10.38	ug/Kg
000629-50-5	Tridecane	210	J		10.49	ug/Kg

U = Not Detected

LOQ = Limit of Quantitation

MDL = Method Detection Limit

LOD = Limit of Detection

E = Value Exceeds Calibration Range

J = Estimated Value

B = Analyte Found in Associated Method Blank

N = Presumptive Evidence of a Compound

* = Values outside of QC limits

D = Dilution

Report of Analysis

Client:	Tetra Tech NUS, Inc.	Date Collected:	09/21/11
Project:	Bethpage CTO-066	Date Received:	09/23/11
Client Sample ID:	BP-VPB129-GW-768	SDG No.:	c3804
Lab Sample ID:	C3804-17	Matrix:	SOIL
Analytical Method:	SW8260B	% Moisture:	91
Sample Wt/Vol:	5 Units: g	Final Vol:	5000 uL
Soil Aliquot Vol:	uL	Test:	VOC-TCLVOA-10
GC Column:	RTX-VMS ID : 0.18	Level :	LOW

File ID/Qc Batch:	Dilution:	Prep Date	Date Analyzed	Prep Batch ID
VF028785.D	1		09/28/11	VF092811

CAS Number	Parameter	Conc.	Qualifier	MDL	LOQ / CRQL	Units
TARGETS						
75-71-8	Dichlorodifluoromethane	28	U	7.2	56	ug/Kg
74-87-3	Chloromethane	28	U	9.6	56	ug/Kg
75-01-4	Vinyl Chloride	28	U	14	56	ug/Kg
74-83-9	Bromomethane	28	U	27	56	ug/Kg
75-00-3	Chloroethane	28	U	16	56	ug/Kg
75-69-4	Trichlorofluoromethane	28	U	15	56	ug/Kg
76-13-1	1,1,2-Trichlorotrifluoroethane	28	U	15	56	ug/Kg
75-35-4	1,1-Dichloroethene	28	U	16	56	ug/Kg
67-64-1	Acetone	140	U	34	280	ug/Kg
75-15-0	Carbon Disulfide	28	U	12	56	ug/Kg
1634-04-4	Methyl tert-butyl Ether	28	U	11	56	ug/Kg
79-20-9	Methyl Acetate	28	U	17	56	ug/Kg
75-09-2	Methylene Chloride	84		16	56	ug/Kg
156-60-5	trans-1,2-Dichloroethene	28	U	7.7	56	ug/Kg
75-34-3	1,1-Dichloroethane	28	U	10	56	ug/Kg
110-82-7	Cyclohexane	28	U	11	56	ug/Kg
78-93-3	2-Butanone	140	U	35	280	ug/Kg
56-23-5	Carbon Tetrachloride	28	U	11	56	ug/Kg
156-59-2	cis-1,2-Dichloroethene	28	U	9.9	56	ug/Kg
67-66-3	Chloroform	28	U	8.2	56	ug/Kg
71-55-6	1,1,1-Trichloroethane	28	U	9.8	56	ug/Kg
108-87-2	Methylcyclohexane	28	U	12	56	ug/Kg
71-43-2	Benzene	28	U	4.2	56	ug/Kg
107-06-2	1,2-Dichloroethane	28	U	7.1	56	ug/Kg
79-01-6	Trichloroethene	28	U	9.6	56	ug/Kg
78-87-5	1,2-Dichloropropane	28	U	2.9	56	ug/Kg
75-27-4	Bromodichloromethane	28	U	6.9	56	ug/Kg
108-10-1	4-Methyl-2-Pentanone	140	U	32	280	ug/Kg
108-88-3	Toluene	28	U	7.1	56	ug/Kg
10061-02-6	t-1,3-Dichloropropene	28	U	8.8	56	ug/Kg
10061-01-5	cis-1,3-Dichloropropene	28	U	8	56	ug/Kg

Report of Analysis

Client:	Tetra Tech NUS, Inc.	Date Collected:	09/21/11
Project:	Bethpage CTO-066	Date Received:	09/23/11
Client Sample ID:	BP-VPB129-GW-768	SDG No.:	c3804
Lab Sample ID:	C3804-17	Matrix:	SOIL
Analytical Method:	SW8260B	% Moisture:	91
Sample Wt/Vol:	5 Units: g	Final Vol:	5000 uL
Soil Aliquot Vol:	uL	Test:	VOC-TCLVOA-10
GC Column:	RTX-VMS ID : 0.18	Level :	LOW

File ID/Qc Batch:	Dilution:	Prep Date	Date Analyzed	Prep Batch ID
VF028785.D	1		09/28/11	VF092811

CAS Number	Parameter	Conc.	Qualifier	MDL	LOQ / CRQL	Units
79-00-5	1,1,2-Trichloroethane	28	U	10	56	ug/Kg
591-78-6	2-Hexanone	140	U	44	280	ug/Kg
124-48-1	Dibromochloromethane	28	U	6	56	ug/Kg
106-93-4	1,2-Dibromoethane	28	U	7.1	56	ug/Kg
127-18-4	Tetrachloroethene	28	U	11	56	ug/Kg
108-90-7	Chlorobenzene	28	U	5.6	56	ug/Kg
100-41-4	Ethyl Benzene	28	U	6.9	56	ug/Kg
179601-23-1	m/p-Xylenes	55	U	8	110	ug/Kg
95-47-6	o-Xylene	28	U	7.6	56	ug/Kg
100-42-5	Styrene	28	U	5	56	ug/Kg
75-25-2	Bromoform	28	U	8.2	56	ug/Kg
98-82-8	Isopropylbenzene	28	U	5.3	56	ug/Kg
79-34-5	1,1,2,2-Tetrachloroethane	28	U	5.1	56	ug/Kg
541-73-1	1,3-Dichlorobenzene	28	U	4.1	56	ug/Kg
106-46-7	1,4-Dichlorobenzene	28	U	4.6	56	ug/Kg
95-50-1	1,2-Dichlorobenzene	28	U	6.9	56	ug/Kg
96-12-8	1,2-Dibromo-3-Chloropropane	28	U	9.7	56	ug/Kg
120-82-1	1,2,4-Trichlorobenzene	28	U	7.8	56	ug/Kg
SURROGATES						
17060-07-0	1,2-Dichloroethane-d4	32.9		55 - 158	66%	SPK: 50
1868-53-7	Dibromofluoromethane	44.4		53 - 156	89%	SPK: 50
2037-26-5	Toluene-d8	45.9		85 - 115	92%	SPK: 50
460-00-4	4-Bromofluorobenzene	43.1		85 - 120	86%	SPK: 50
INTERNAL STANDARDS						
363-72-4	Pentafluorobenzene	612350	3.18			
540-36-3	1,4-Difluorobenzene	944866	3.78			
3114-55-4	Chlorobenzene-d5	827713	7.12			
3855-82-1	1,4-Dichlorobenzene-d4	462090	9.01			
TENTATIVE IDENTIFIED COMPOUNDS						
000176-63-6	Spiro[4.5]decane	200	J		9.43	ug/Kg
1000152-47-3	trans-Decalin, 2-methyl-	230	J		9.5	ug/Kg
002958-76-1	Naphthalene, decahydro-2-methyl-	290	J		9.64	ug/Kg

Report of Analysis

Client:	Tetra Tech NUS, Inc.	Date Collected:	09/21/11
Project:	Bethpage CTO-066	Date Received:	09/23/11
Client Sample ID:	BP-VPB129-GW-768	SDG No.:	c3804
Lab Sample ID:	C3804-17	Matrix:	SOIL
Analytical Method:	SW8260B	% Moisture:	91
Sample Wt/Vol:	5 Units: g	Final Vol:	5000 uL
Soil Aliquot Vol:	uL	Test:	VOC-TCLVOA-10
GC Column:	RTX-VMS ID : 0.18	Level :	LOW

File ID/Qc Batch:	Dilution:	Prep Date	Date Analyzed	Prep Batch ID
VF028785.D	1		09/28/11	VF092811

CAS Number	Parameter	Conc.	Qualifier	MDL	LOQ / CRQL	Units
1000155-85-6	cis-Decalin, 2-syn-methyl-	170	J		9.68	ug/Kg
002547-27-5	trans-4a-Methyl-decahydronaphthale	320	J		9.79	ug/Kg
	unknown9.84	160	J		9.84	ug/Kg
	unknown9.89	360	J		9.89	ug/Kg
1000158-89-1	Decalin, syn-1-methyl-, cis-	500	J		9.98	ug/Kg
000500-00-5	Cyclohexene, 4-methyl-1-(1-methyle	170	J		10.37	ug/Kg
000629-50-5	Tridecane	160	J		10.49	ug/Kg

U = Not Detected

LOQ = Limit of Quantitation

MDL = Method Detection Limit

LOD = Limit of Detection

E = Value Exceeds Calibration Range

J = Estimated Value

B = Analyte Found in Associated Method Blank

N = Presumptive Evidence of a Compound

* = Values outside of QC limits

D = Dilution

Report of Analysis

Client:	Tetra Tech NUS, Inc.	Date Collected:	09/21/11
Project:	Bethpage CTO-066	Date Received:	09/23/11
Client Sample ID:	BP-VPB129-GW-788	SDG No.:	c3804
Lab Sample ID:	C3804-18	Matrix:	SOIL
Analytical Method:	SW8260B	% Moisture:	92
Sample Wt/Vol:	5.03 Units: g	Final Vol:	5000 uL
Soil Aliquot Vol:	uL	Test:	VOC-TCLVOA-10
GC Column:	RTX-VMS ID : 0.18	Level :	LOW

File ID/Qc Batch:	Dilution:	Prep Date	Date Analyzed	Prep Batch ID
VF028786.D	1		09/28/11	VF092811

CAS Number	Parameter	Conc.	Qualifier	MDL	LOQ / CRQL	Units
TARGETS						
75-71-8	Dichlorodifluoromethane	31	U	8.1	62	ug/Kg
74-87-3	Chloromethane	31	U	11	62	ug/Kg
75-01-4	Vinyl Chloride	31	U	15	62	ug/Kg
74-83-9	Bromomethane	31	U	30	62	ug/Kg
75-00-3	Chloroethane	31	U	17	62	ug/Kg
75-69-4	Trichlorofluoromethane	31	U	16	62	ug/Kg
76-13-1	1,1,2-Trichlorotrifluoroethane	31	U	17	62	ug/Kg
75-35-4	1,1-Dichloroethene	31	U	18	62	ug/Kg
67-64-1	Acetone	155	U	38	310	ug/Kg
75-15-0	Carbon Disulfide	31	U	13	62	ug/Kg
1634-04-4	Methyl tert-butyl Ether	31	U	12	62	ug/Kg
79-20-9	Methyl Acetate	31	U	19	62	ug/Kg
75-09-2	Methylene Chloride	97		18	62	ug/Kg
156-60-5	trans-1,2-Dichloroethene	31	U	8.6	62	ug/Kg
75-34-3	1,1-Dichloroethane	31	U	12	62	ug/Kg
110-82-7	Cyclohexane	31	U	13	62	ug/Kg
78-93-3	2-Butanone	155	U	39	310	ug/Kg
56-23-5	Carbon Tetrachloride	31	U	12	62	ug/Kg
156-59-2	cis-1,2-Dichloroethene	31	U	11	62	ug/Kg
67-66-3	Chloroform	31	U	9.2	62	ug/Kg
71-55-6	1,1,1-Trichloroethane	31	U	11	62	ug/Kg
108-87-2	Methylcyclohexane	31	U	13	62	ug/Kg
71-43-2	Benzene	31	U	4.7	62	ug/Kg
107-06-2	1,2-Dichloroethane	31	U	8	62	ug/Kg
79-01-6	Trichloroethene	31	U	11	62	ug/Kg
78-87-5	1,2-Dichloropropane	31	U	3.2	62	ug/Kg
75-27-4	Bromodichloromethane	31	U	7.7	62	ug/Kg
108-10-1	4-Methyl-2-Pentanone	155	U	36	310	ug/Kg
108-88-3	Toluene	31	U	8	62	ug/Kg
10061-02-6	t-1,3-Dichloropropene	31	U	9.8	62	ug/Kg
10061-01-5	cis-1,3-Dichloropropene	31	U	8.9	62	ug/Kg

Report of Analysis

Client:	Tetra Tech NUS, Inc.	Date Collected:	09/21/11
Project:	Bethpage CTO-066	Date Received:	09/23/11
Client Sample ID:	BP-VPB129-GW-788	SDG No.:	c3804
Lab Sample ID:	C3804-18	Matrix:	SOIL
Analytical Method:	SW8260B	% Moisture:	92
Sample Wt/Vol:	5.03 Units: g	Final Vol:	5000 uL
Soil Aliquot Vol:	uL	Test:	VOC-TCLVOA-10
GC Column:	RTX-VMS ID : 0.18	Level :	LOW

File ID/Qc Batch:	Dilution:	Prep Date	Date Analyzed	Prep Batch ID
VF028786.D	1		09/28/11	VF092811

CAS Number	Parameter	Conc.	Qualifier	MDL	LOQ / CRQL	Units
79-00-5	1,1,2-Trichloroethane	31	U	11	62	ug/Kg
591-78-6	2-Hexanone	155	U	49	310	ug/Kg
124-48-1	Dibromochloromethane	31	U	6.7	62	ug/Kg
106-93-4	1,2-Dibromoethane	31	U	8	62	ug/Kg
127-18-4	Tetrachloroethene	31	U	13	62	ug/Kg
108-90-7	Chlorobenzene	31	U	6.2	62	ug/Kg
100-41-4	Ethyl Benzene	31	U	7.7	62	ug/Kg
179601-23-1	m/p-Xylenes	60	U	8.9	120	ug/Kg
95-47-6	o-Xylene	31	U	8.4	62	ug/Kg
100-42-5	Styrene	31	U	5.6	62	ug/Kg
75-25-2	Bromoform	31	U	9.2	62	ug/Kg
98-82-8	Isopropylbenzene	31	U	6	62	ug/Kg
79-34-5	1,1,2,2-Tetrachloroethane	31	U	5.7	62	ug/Kg
541-73-1	1,3-Dichlorobenzene	31	U	4.6	62	ug/Kg
106-46-7	1,4-Dichlorobenzene	31	U	5.1	62	ug/Kg
95-50-1	1,2-Dichlorobenzene	31	U	7.7	62	ug/Kg
96-12-8	1,2-Dibromo-3-Chloropropane	31	U	11	62	ug/Kg
120-82-1	1,2,4-Trichlorobenzene	31	U	8.7	62	ug/Kg
SURROGATES						
17060-07-0	1,2-Dichloroethane-d4	30.7		55 - 158	61%	SPK: 50
1868-53-7	Dibromofluoromethane	43.6		53 - 156	87%	SPK: 50
2037-26-5	Toluene-d8	46.6		85 - 115	93%	SPK: 50
460-00-4	4-Bromofluorobenzene	42.6		85 - 120	85%	SPK: 50
INTERNAL STANDARDS						
363-72-4	Pentafluorobenzene	647274	3.18			
540-36-3	1,4-Difluorobenzene	971390	3.78			
3114-55-4	Chlorobenzene-d5	836894	7.12			
3855-82-1	1,4-Dichlorobenzene-d4	460973	9			
TENTATIVE IDENTIFIED COMPOUNDS						
000493-01-6	Naphthalene, decahydro-, cis-	250	J		9.43	ug/Kg
1000152-47-3	trans-Decalin, 2-methyl-	300	J		9.5	ug/Kg
002958-75-0	1-Methyldecahydronaphthalene	380	J		9.63	ug/Kg

Report of Analysis

Client:	Tetra Tech NUS, Inc.	Date Collected:	09/21/11
Project:	Bethpage CTO-066	Date Received:	09/23/11
Client Sample ID:	BP-VPB129-GW-788	SDG No.:	c3804
Lab Sample ID:	C3804-18	Matrix:	SOIL
Analytical Method:	SW8260B	% Moisture:	92
Sample Wt/Vol:	5.03 Units: g	Final Vol:	5000 uL
Soil Aliquot Vol:	uL	Test:	VOC-TCLVOA-10
GC Column:	RTX-VMS ID : 0.18	Level :	LOW

File ID/Qc Batch:	Dilution:	Prep Date	Date Analyzed	Prep Batch ID
VF028786.D	1		09/28/11	VF092811

CAS Number	Parameter	Conc.	Qualifier	MDL	LOQ / CRQL	Units
004176-04-9	Bicyclo[4.1.0]heptan-3-one, 4,7,7-	240	J		9.68	ug/Kg
002958-76-1	Naphthalene, decahydro-2-methyl-	400	J		9.8	ug/Kg
1000155-85-6	cis-Decalin, 2-syn-methyl-	260	J		9.85	ug/Kg
1000158-89-0	Decalin, anti-1-methyl-, cis-	660	J		9.99	ug/Kg
001618-23-1	Naphthalene, 2-ethyldecahydro-	220	J		10.15	ug/Kg
1000111-72-8	trans,trans-1,8-Dimethylspiro[4.5]	240	J		10.38	ug/Kg
000629-50-5	Tridecane	200	J		10.49	ug/Kg

U = Not Detected

LOQ = Limit of Quantitation

MDL = Method Detection Limit

LOD = Limit of Detection

E = Value Exceeds Calibration Range

J = Estimated Value

B = Analyte Found in Associated Method Blank

N = Presumptive Evidence of a Compound

* = Values outside of QC limits

D = Dilution

Report of Analysis

Client:	Tetra Tech NUS, Inc.	Date Collected:	09/22/11
Project:	Bethpage CTO-066	Date Received:	09/23/11
Client Sample ID:	BP-VPB129-GW-848	SDG No.:	c3804
Lab Sample ID:	C3804-19	Matrix:	SOIL
Analytical Method:	SW8260B	% Moisture:	85
Sample Wt/Vol:	5.01 Units: g	Final Vol:	5000 uL
Soil Aliquot Vol:	uL	Test:	VOC-TCLVOA-10
GC Column:	RTX-VMS ID : 0.18	Level :	LOW

File ID/Qc Batch:	Dilution:	Prep Date	Date Analyzed	Prep Batch ID
VF028782.D	1		09/28/11	VF092811

CAS Number	Parameter	Conc.	Qualifier	MDL	LOQ / CRQL	Units
TARGETS						
75-71-8	Dichlorodifluoromethane	16.5	U	4.3	33	ug/Kg
74-87-3	Chloromethane	16.5	U	5.7	33	ug/Kg
75-01-4	Vinyl Chloride	16.5	U	8.2	33	ug/Kg
74-83-9	Bromomethane	16.5	U	16	33	ug/Kg
75-00-3	Chloroethane	16.5	U	9.3	33	ug/Kg
75-69-4	Trichlorofluoromethane	16.5	U	8.8	33	ug/Kg
76-13-1	1,1,2-Trichlorotrifluoroethane	16.5	U	8.8	33	ug/Kg
75-35-4	1,1-Dichloroethene	16.5	U	9.8	33	ug/Kg
67-64-1	Acetone	85	U	20	170	ug/Kg
75-15-0	Carbon Disulfide	16.5	U	7.1	33	ug/Kg
1634-04-4	Methyl tert-butyl Ether	16.5	U	6.4	33	ug/Kg
79-20-9	Methyl Acetate	16.5	U	10	33	ug/Kg
75-09-2	Methylene Chloride	16.5	U	9.4	33	ug/Kg
156-60-5	trans-1,2-Dichloroethene	16.5	U	4.6	33	ug/Kg
75-34-3	1,1-Dichloroethane	16.5	U	6.3	33	ug/Kg
110-82-7	Cyclohexane	16.5	U	6.7	33	ug/Kg
78-93-3	2-Butanone	85	U	21	170	ug/Kg
56-23-5	Carbon Tetrachloride	16.5	U	6.6	33	ug/Kg
156-59-2	cis-1,2-Dichloroethene	16.5	U	5.9	33	ug/Kg
67-66-3	Chloroform	16.5	U	4.9	33	ug/Kg
71-55-6	1,1,1-Trichloroethane	16.5	U	5.9	33	ug/Kg
108-87-2	Methylcyclohexane	16.5	U	7.1	33	ug/Kg
71-43-2	Benzene	16.5	U	2.5	33	ug/Kg
107-06-2	1,2-Dichloroethane	16.5	U	4.3	33	ug/Kg
79-01-6	Trichloroethene	16.5	U	5.7	33	ug/Kg
78-87-5	1,2-Dichloropropane	16.5	U	1.7	33	ug/Kg
75-27-4	Bromodichloromethane	16.5	U	4.1	33	ug/Kg
108-10-1	4-Methyl-2-Pentanone	85	U	19	170	ug/Kg
108-88-3	Toluene	16.5	U	4.3	33	ug/Kg
10061-02-6	t-1,3-Dichloropropene	16.5	U	5.3	33	ug/Kg
10061-01-5	cis-1,3-Dichloropropene	16.5	U	4.8	33	ug/Kg

Report of Analysis

Client:	Tetra Tech NUS, Inc.	Date Collected:	09/22/11
Project:	Bethpage CTO-066	Date Received:	09/23/11
Client Sample ID:	BP-VPB129-GW-848	SDG No.:	c3804
Lab Sample ID:	C3804-19	Matrix:	SOIL
Analytical Method:	SW8260B	% Moisture:	85
Sample Wt/Vol:	5.01 Units: g	Final Vol:	5000 uL
Soil Aliquot Vol:	uL	Test:	VOC-TCLVOA-10
GC Column:	RTX-VMS ID : 0.18	Level :	LOW

File ID/Qc Batch:	Dilution:	Prep Date	Date Analyzed	Prep Batch ID
VF028782.D	1		09/28/11	VF092811

CAS Number	Parameter	Conc.	Qualifier	MDL	LOQ / CRQL	Units
79-00-5	1,1,2-Trichloroethane	16.5	U	6	33	ug/Kg
591-78-6	2-Hexanone	85	U	26	170	ug/Kg
124-48-1	Dibromochloromethane	16.5	U	3.6	33	ug/Kg
106-93-4	1,2-Dibromoethane	16.5	U	4.3	33	ug/Kg
127-18-4	Tetrachloroethene	16.5	U	6.7	33	ug/Kg
108-90-7	Chlorobenzene	16.5	U	3.3	33	ug/Kg
100-41-4	Ethyl Benzene	16.5	U	4.1	33	ug/Kg
179601-23-1	m/p-Xylenes	33.5	U	4.8	67	ug/Kg
95-47-6	o-Xylene	16.5	U	4.5	33	ug/Kg
100-42-5	Styrene	16.5	U	3	33	ug/Kg
75-25-2	Bromoform	16.5	U	4.9	33	ug/Kg
98-82-8	Isopropylbenzene	16.5	U	3.2	33	ug/Kg
79-34-5	1,1,2,2-Tetrachloroethane	16.5	U	3.1	33	ug/Kg
541-73-1	1,3-Dichlorobenzene	16.5	U	2.5	33	ug/Kg
106-46-7	1,4-Dichlorobenzene	16.5	U	2.7	33	ug/Kg
95-50-1	1,2-Dichlorobenzene	16.5	U	4.1	33	ug/Kg
96-12-8	1,2-Dibromo-3-Chloropropane	16.5	U	5.8	33	ug/Kg
120-82-1	1,2,4-Trichlorobenzene	16.5	U	4.7	33	ug/Kg
SURROGATES						
17060-07-0	1,2-Dichloroethane-d4	31.8		55 - 158	64%	SPK: 50
1868-53-7	Dibromofluoromethane	44.7		53 - 156	89%	SPK: 50
2037-26-5	Toluene-d8	46.2		85 - 115	92%	SPK: 50
460-00-4	4-Bromofluorobenzene	42.3		85 - 120	85%	SPK: 50
INTERNAL STANDARDS						
363-72-4	Pentafluorobenzene	661913	3.18			
540-36-3	1,4-Difluorobenzene	1001570	3.78			
3114-55-4	Chlorobenzene-d5	865517	7.13			
3855-82-1	1,4-Dichlorobenzene-d4	469801	9.01			
TENTATIVE IDENTIFIED COMPOUNDS						
062960-76-3	4-Octene, 2,6-dimethyl-, [S-(E)]-	50	J		8.08	ug/Kg
	unknown8.60	49	J		8.6	ug/Kg
000493-01-6	Naphthalene, decahydro-, cis-	49	J		9.42	ug/Kg

Report of Analysis

Client:	Tetra Tech NUS, Inc.	Date Collected:	09/22/11
Project:	Bethpage CTO-066	Date Received:	09/23/11
Client Sample ID:	BP-VPB129-GW-848	SDG No.:	c3804
Lab Sample ID:	C3804-19	Matrix:	SOIL
Analytical Method:	SW8260B	% Moisture:	85
Sample Wt/Vol:	5.01 Units: g	Final Vol:	5000 uL
Soil Aliquot Vol:	uL	Test:	VOC-TCLVOA-10
GC Column:	RTX-VMS ID : 0.18	Level :	LOW

File ID/Qc Batch:	Dilution:	Prep Date	Date Analyzed	Prep Batch ID
VF028782.D	1		09/28/11	VF092811

CAS Number	Parameter	Conc.	Qualifier	MDL	LOQ / CRQL	Units
002958-76-1	Naphthalene, decahydro-2-methyl-	60	J		9.5	ug/Kg
002958-75-0	1-Methyldecahydronaphthalene	68	J		9.64	ug/Kg
1000155-85-6	cis-Decalin, 2-syn-methyl-	88	J		9.8	ug/Kg
019781-07-8	2,7-Dimethyl-2,7-octanediol	75	J		9.89	ug/Kg
1000158-89-0	Decalin, anti-1-methyl-, cis-	130	J		9.98	ug/Kg
000554-59-6	Bicyclo[4.1.0]heptane, 3,7,7-trime	50	J		10.37	ug/Kg
000629-50-5	Tridecane	44	J		10.49	ug/Kg

U = Not Detected
 LOQ = Limit of Quantitation
 MDL = Method Detection Limit
 LOD = Limit of Detection
 E = Value Exceeds Calibration Range

J = Estimated Value
 B = Analyte Found in Associated Method Blank
 N = Presumptive Evidence of a Compound
 * = Values outside of QC limits
 D = Dilution

Report of Analysis

Client:	Tetra Tech NUS, Inc.	Date Collected:	09/14/11
Project:	Bethpage CTO-066	Date Received:	09/16/11
Client Sample ID:	BP-VPB129-DM-140	SDG No.:	C3729
Lab Sample ID:	C3729-04	Matrix:	SOIL
Analytical Method:	SW8260B	% Moisture:	94
Sample Wt/Vol:	5.1 Units: g	Final Vol:	5000 uL
Soil Aliquot Vol:	uL	Test:	VOC-TCLVOA-10
GC Column:	RTX-VMS ID : 0.18	Level :	LOW

File ID/Qc Batch:	Dilution:	Prep Date	Date Analyzed	Prep Batch ID
VK047211.D	1		09/19/11	VK091911

CAS Number	Parameter	Conc.	Qualifier	MDL	LOQ / CRQL	Units
TARGETS						
75-71-8	Dichlorodifluoromethane	41	U	11	82	ug/Kg
74-87-3	Chloromethane	41	U	14	82	ug/Kg
75-01-4	Vinyl Chloride	41	U	20	82	ug/Kg
74-83-9	Bromomethane	41	U	40	82	ug/Kg
75-00-3	Chloroethane	41	U	23	82	ug/Kg
75-69-4	Trichlorofluoromethane	41	U	22	82	ug/Kg
76-13-1	1,1,2-Trichlorotrifluoroethane	41	U	22	82	ug/Kg
75-35-4	1,1-Dichloroethene	41	U	24	82	ug/Kg
67-64-1	Acetone	205	U	49	410	ug/Kg
75-15-0	Carbon Disulfide	41	U	17	82	ug/Kg
1634-04-4	Methyl tert-butyl Ether	41	U	16	82	ug/Kg
79-20-9	Methyl Acetate	41	U	25	82	ug/Kg
75-09-2	Methylene Chloride	41	U	23	82	ug/Kg
156-60-5	trans-1,2-Dichloroethene	41	U	11	82	ug/Kg
75-34-3	1,1-Dichloroethane	41	U	15	82	ug/Kg
110-82-7	Cyclohexane	41	U	17	82	ug/Kg
78-93-3	2-Butanone	205	U	51	410	ug/Kg
56-23-5	Carbon Tetrachloride	41	U	16	82	ug/Kg
156-59-2	cis-1,2-Dichloroethene	41	U	15	82	ug/Kg
67-66-3	Chloroform	41	U	12	82	ug/Kg
71-55-6	1,1,1-Trichloroethane	41	U	14	82	ug/Kg
108-87-2	Methylcyclohexane	41	U	17	82	ug/Kg
71-43-2	Benzene	41	U	6.2	82	ug/Kg
107-06-2	1,2-Dichloroethane	41	U	10	82	ug/Kg
79-01-6	Trichloroethene	41	U	14	82	ug/Kg
78-87-5	1,2-Dichloropropane	41	U	4.2	82	ug/Kg
75-27-4	Bromodichloromethane	41	U	10	82	ug/Kg
108-10-1	4-Methyl-2-Pentanone	205	U	48	410	ug/Kg
108-88-3	Toluene	41	U	10	82	ug/Kg
10061-02-6	t-1,3-Dichloropropene	41	U	13	82	ug/Kg
10061-01-5	cis-1,3-Dichloropropene	41	U	12	82	ug/Kg

Report of Analysis

Client:	Tetra Tech NUS, Inc.	Date Collected:	09/14/11
Project:	Bethpage CTO-066	Date Received:	09/16/11
Client Sample ID:	BP-VPB129-DM-140	SDG No.:	C3729
Lab Sample ID:	C3729-04	Matrix:	SOIL
Analytical Method:	SW8260B	% Moisture:	94
Sample Wt/Vol:	5.1 Units: g	Final Vol:	5000 uL
Soil Aliquot Vol:	uL	Test:	VOC-TCLVOA-10
GC Column:	RTX-VMS ID: 0.18	Level :	LOW

File ID/Qc Batch:	Dilution:	Prep Date	Date Analyzed	Prep Batch ID
VK047211.D	1		09/19/11	VK091911

CAS Number	Parameter	Conc.	Qualifier	MDL	LOQ / CRQL	Units
79-00-5	1,1,2-Trichloroethane	41	U	15	82	ug/Kg
591-78-6	2-Hexanone	205	U	64	410	ug/Kg
124-48-1	Dibromochloromethane	41	U	8.8	82	ug/Kg
106-93-4	1,2-Dibromoethane	41	U	10	82	ug/Kg
127-18-4	Tetrachloroethene	41	U	17	82	ug/Kg
108-90-7	Chlorobenzene	41	U	8.2	82	ug/Kg
100-41-4	Ethyl Benzene	41	U	10	82	ug/Kg
179601-23-1	m/p-Xylenes	80	U	12	160	ug/Kg
95-47-6	o-Xylene	41	U	11	82	ug/Kg
100-42-5	Styrene	41	U	7.4	82	ug/Kg
75-25-2	Bromoform	41	U	12	82	ug/Kg
98-82-8	Isopropylbenzene	41	U	7.8	82	ug/Kg
79-34-5	1,1,2,2-Tetrachloroethane	41	U	7.5	82	ug/Kg
541-73-1	1,3-Dichlorobenzene	41	U	6	82	ug/Kg
106-46-7	1,4-Dichlorobenzene	41	U	6.7	82	ug/Kg
95-50-1	1,2-Dichlorobenzene	41	U	10	82	ug/Kg
96-12-8	1,2-Dibromo-3-Chloropropane	41	U	14	82	ug/Kg
120-82-1	1,2,4-Trichlorobenzene	41	U	11	82	ug/Kg
SURROGATES						
17060-07-0	1,2-Dichloroethane-d4	36.6		55 - 158	73%	SPK: 50
1868-53-7	Dibromofluoromethane	42		53 - 156	84%	SPK: 50
2037-26-5	Toluene-d8	43.6		85 - 115	87%	SPK: 50
460-00-4	4-Bromofluorobenzene	44.5		85 - 120	89%	SPK: 50
INTERNAL STANDARDS						
363-72-4	Pentafluorobenzene	149557	3.09			
540-36-3	1,4-Difluorobenzene	214193	3.47			
3114-55-4	Chlorobenzene-d5	187150	6.15			
3855-82-1	1,4-Dichlorobenzene-d4	81478	8.51			
TENTATIVE IDENTIFIED COMPOUNDS						
001120-21-4	Undecane	230	J		8.75	ug/Kg
	unknown8.89	180	J		8.89	ug/Kg
000493-01-6	Naphthalene, decahydro-, cis-	360	J		8.99	ug/Kg

Report of Analysis

Client:	Tetra Tech NUS, Inc.	Date Collected:	09/14/11
Project:	Bethpage CTO-066	Date Received:	09/16/11
Client Sample ID:	BP-VPB129-DM-140	SDG No.:	C3729
Lab Sample ID:	C3729-04	Matrix:	SOIL
Analytical Method:	SW8260B	% Moisture:	94
Sample Wt/Vol:	5.1 Units: g	Final Vol:	5000 uL
Soil Aliquot Vol:	uL	Test:	VOC-TCLVOA-10
GC Column:	RTX-VMS ID : 0.18	Level :	LOW

File ID/Qc Batch:	Dilution:	Prep Date	Date Analyzed	Prep Batch ID
VK047211.D	1		09/19/11	VK091911

CAS Number	Parameter	Conc.	Qualifier	MDL	LOQ / CRQL	Units
015932-80-6	Cyclohexanone, 5-methyl-2-(1-methyl-)	310	J		9.07	ug/Kg
002958-76-1	Naphthalene, decahydro-2-methyl-	260	J		9.23	ug/Kg
1000155-85-6	cis-Decalin, 2-syn-methyl-	390	J		9.41	ug/Kg
018645-10-8	Bicyclo[4.1.0]heptane, 7-butyl-	180	J		9.52	ug/Kg
000112-40-3	Dodecane	350	J		9.56	ug/Kg
1000158-89-0	Decalin, anti-1-methyl-, cis-	290	J		9.61	ug/Kg

U = Not Detected
 LOQ = Limit of Quantitation
 MDL = Method Detection Limit
 LOD = Limit of Detection
 E = Value Exceeds Calibration Range

J = Estimated Value
 B = Analyte Found in Associated Method Blank
 N = Presumptive Evidence of a Compound
 * = Values outside of QC limits
 D = Dilution

Report of Analysis

Client:	Tetra Tech NUS, Inc.	Date Collected:	09/20/11
Project:	Bethpage CTO-066	Date Received:	09/23/11
Client Sample ID:	BP-VPB129-SB-728	SDG No.:	C3804
Lab Sample ID:	C3804-07	Matrix:	SOIL
		% Solid:	80.8

Parameter	Conc.	Qua.	DF	MDL	LOQ / CRQL	Units	Prep Date	Date Ana.	Ana Met.
TOC	540		1	48.849	250	mg/Kg	09/27/11	09/27/11	SW9060

Comments: _____

U = Not Detected

LOQ = Limit of Quantitation

MDL = Method Detection Limit

LOD = Limit of Detection

D = Dilution

J = Estimated Value

B = Analyte Found in Associated Method Blank

N = Presumptive Evidence of a Compound

E = Value Exceeds Calibration Range

OR = Over Range

Report of Analysis

Client:	Tetra Tech NUS, Inc.	Date Collected:	09/21/11
Project:	Bethpage CTO-066	Date Received:	09/23/11
Client Sample ID:	BP-VPB129-SB-808	SDG No.:	C3804
Lab Sample ID:	C3804-11	Matrix:	SOIL
		% Solid:	81

Parameter	Conc.	Qua.	DF	MDL	LOQ / CRQL	Units	Prep Date	Date Ana.	Ana Met.
TOC	340		1	48.849	250	mg/Kg	09/27/11	09/27/11	SW9060

Comments: _____

U = Not Detected
LOQ = Limit of Quantitation
MDL = Method Detection Limit
LOD = Limit of Detection
D = Dilution

J = Estimated Value
B = Analyte Found in Associated Method Blank
N = Presumptive Evidence of a Compound
E = Value Exceeds Calibration Range
OR = Over Range

Report of Analysis

Client:	Tetra Tech NUS, Inc.	Date Collected:	09/08/11
Project:	Bethpage CTO-066	Date Received:	09/09/11
Client Sample ID:	BP-VPB129-SW-090811	SDG No.:	C3640
Lab Sample ID:	C3640-15	Matrix:	WATER
Analytical Method:	SW8260B	% Moisture:	100
Sample Wt/Vol:	5 Units: mL	Final Vol:	5000 uL
Soil Aliquot Vol:	uL	Test:	VOC-TCLVOA-10
GC Column:	RTX-VMS ID : 0.18	Level :	LOW

File ID/Qc Batch:	Dilution:	Prep Date	Date Analyzed	Prep Batch ID
VG037314.D	1		09/12/11	VG091211

CAS Number	Parameter	Conc.	Qualifier	MDL	LOQ / CRQL	Units
TARGETS						
75-71-8	Dichlorodifluoromethane	0.5	U	0.2	1	ug/L
74-87-3	Chloromethane	0.5	U	0.2	1	ug/L
75-01-4	Vinyl Chloride	0.5	U	0.34	1	ug/L
74-83-9	Bromomethane	0.5	U	0.2	1	ug/L
75-00-3	Chloroethane	0.5	U	0.2	1	ug/L
75-69-4	Trichlorofluoromethane	0.5	U	0.35	1	ug/L
76-13-1	1,1,2-Trichlorotrifluoroethane	0.5	U	0.45	1	ug/L
75-35-4	1,1-Dichloroethene	0.5	U	0.47	1	ug/L
67-64-1	Acetone	2.5	U	0.5	5	ug/L
75-15-0	Carbon Disulfide	0.5	U	0.2	1	ug/L
1634-04-4	Methyl tert-butyl Ether	0.5	U	0.35	1	ug/L
79-20-9	Methyl Acetate	0.5	U	0.2	1	ug/L
75-09-2	Methylene Chloride	0.5	U	0.41	1	ug/L
156-60-5	trans-1,2-Dichloroethene	0.5	U	0.41	1	ug/L
75-34-3	1,1-Dichloroethane	0.5	U	0.36	1	ug/L
110-82-7	Cyclohexane	0.5	U	0.2	1	ug/L
78-93-3	2-Butanone	2.5	U	1.3	5	ug/L
56-23-5	Carbon Tetrachloride	0.5	U	0.2	1	ug/L
156-59-2	cis-1,2-Dichloroethene	0.5	U	0.35	1	ug/L
67-66-3	Chloroform	0.5	U	0.34	1	ug/L
71-55-6	1,1,1-Trichloroethane	0.5	U	0.4	1	ug/L
108-87-2	Methylcyclohexane	0.5	U	0.2	1	ug/L
71-43-2	Benzene	0.5	U	0.32	1	ug/L
107-06-2	1,2-Dichloroethane	0.5	U	0.48	1	ug/L
79-01-6	Trichloroethene	0.65	J	0.28	1	ug/L
78-87-5	1,2-Dichloropropane	0.5	U	0.46	1	ug/L
75-27-4	Bromodichloromethane	0.5	U	0.36	1	ug/L
108-10-1	4-Methyl-2-Pentanone	2.5	U	2.1	5	ug/L
108-88-3	Toluene	0.5	U	0.37	1	ug/L
10061-02-6	t-1,3-Dichloropropene	0.5	U	0.29	1	ug/L
10061-01-5	cis-1,3-Dichloropropene	0.5	U	0.31	1	ug/L

Report of Analysis

Client:	Tetra Tech NUS, Inc.	Date Collected:	09/08/11
Project:	Bethpage CTO-066	Date Received:	09/09/11
Client Sample ID:	BP-VPB129-SW-090811	SDG No.:	C3640
Lab Sample ID:	C3640-15	Matrix:	WATER
Analytical Method:	SW8260B	% Moisture:	100
Sample Wt/Vol:	5 Units: mL	Final Vol:	5000 uL
Soil Aliquot Vol:	uL	Test:	VOC-TCLVOA-10
GC Column:	RTX-VMS ID : 0.18	Level :	LOW

File ID/Qc Batch:	Dilution:	Prep Date	Date Analyzed	Prep Batch ID
VG037314.D	1		09/12/11	VG091211

CAS Number	Parameter	Conc.	Qualifier	MDL	LOQ / CRQL	Units
79-00-5	1,1,2-Trichloroethane	0.5	U	0.38	1	ug/L
591-78-6	2-Hexanone	2.5	U	1.9	5	ug/L
124-48-1	Dibromochloromethane	1.4		0.2	1	ug/L
106-93-4	1,2-Dibromoethane	0.5	U	0.41	1	ug/L
127-18-4	Tetrachloroethene	0.5	U	0.27	1	ug/L
108-90-7	Chlorobenzene	0.5	U	0.49	1	ug/L
100-41-4	Ethyl Benzene	0.5	U	0.2	1	ug/L
179601-23-1	m/p-Xylenes	1	U	0.95	2	ug/L
95-47-6	o-Xylene	0.5	U	0.43	1	ug/L
100-42-5	Styrene	0.5	U	0.36	1	ug/L
75-25-2	Bromoform	0.5	U	0.47	1	ug/L
98-82-8	Isopropylbenzene	0.5	U	0.45	1	ug/L
79-34-5	1,1,2,2-Tetrachloroethane	0.5	U	0.31	1	ug/L
541-73-1	1,3-Dichlorobenzene	0.5	U	0.43	1	ug/L
106-46-7	1,4-Dichlorobenzene	0.5	U	0.32	1	ug/L
95-50-1	1,2-Dichlorobenzene	0.5	U	0.45	1	ug/L
96-12-8	1,2-Dibromo-3-Chloropropane	0.5	U	0.46	1	ug/L
120-82-1	1,2,4-Trichlorobenzene	0.5	U	0.2	1	ug/L
SURROGATES						
17060-07-0	1,2-Dichloroethane-d4	43.3		70 - 120	87%	SPK: 50
1868-53-7	Dibromofluoromethane	53.3		85 - 115	107%	SPK: 50
2037-26-5	Toluene-d8	55.9		85 - 120	112%	SPK: 50
460-00-4	4-Bromofluorobenzene	54.3		75 - 120	109%	SPK: 50
INTERNAL STANDARDS						
363-72-4	Pentafluorobenzene	835010	3.92			
540-36-3	1,4-Difluorobenzene	1176070	4.73			
3114-55-4	Chlorobenzene-d5	1241430	9.69			
3855-82-1	1,4-Dichlorobenzene-d4	565577	13.4			

Report of Analysis

Client:	Tetra Tech NUS, Inc.	Date Collected:	08/24/11
Project:	Bethpage CTO-066	Date Received:	08/26/11
Client Sample ID:	BP-VPB-TB-082411	SDG No.:	C3519
Lab Sample ID:	C3519-01	Matrix:	WATER
Analytical Method:	SW8260B	% Moisture:	100
Sample Wt/Vol:	5 Units: mL	Final Vol:	5000 uL
Soil Aliquot Vol:	uL	Test:	VOC-TCLVOA-10
GC Column:	RTX-VMS ID : 0.18	Level :	LOW

File ID/Qc Batch:	Dilution:	Prep Date	Date Analyzed	Prep Batch ID
VG037058.D	1		08/30/11	VG083011

CAS Number	Parameter	Conc.	Qualifier	MDL	LOQ / CRQL	Units
TARGETS						
75-71-8	Dichlorodifluoromethane	0.5	U	0.2	1	ug/L
74-87-3	Chloromethane	0.5	U	0.2	1	ug/L
75-01-4	Vinyl Chloride	0.5	U	0.34	1	ug/L
74-83-9	Bromomethane	0.5	U	0.2	1	ug/L
75-00-3	Chloroethane	0.5	U	0.2	1	ug/L
75-69-4	Trichlorofluoromethane	0.5	U	0.35	1	ug/L
76-13-1	1,1,2-Trichlorotrifluoroethane	0.5	U	0.45	1	ug/L
75-35-4	1,1-Dichloroethene	0.5	U	0.47	1	ug/L
67-64-1	Acetone	2.5	U	0.5	5	ug/L
75-15-0	Carbon Disulfide	0.5	U	0.2	1	ug/L
1634-04-4	Methyl tert-butyl Ether	0.5	U	0.35	1	ug/L
79-20-9	Methyl Acetate	0.5	U	0.2	1	ug/L
75-09-2	Methylene Chloride	0.5	U	0.41	1	ug/L
156-60-5	trans-1,2-Dichloroethene	0.5	U	0.41	1	ug/L
75-34-3	1,1-Dichloroethane	0.5	U	0.36	1	ug/L
110-82-7	Cyclohexane	0.5	U	0.2	1	ug/L
78-93-3	2-Butanone	2.5	U	1.3	5	ug/L
56-23-5	Carbon Tetrachloride	0.5	U	0.2	1	ug/L
156-59-2	cis-1,2-Dichloroethene	0.5	U	0.35	1	ug/L
67-66-3	Chloroform	0.5	U	0.34	1	ug/L
71-55-6	1,1,1-Trichloroethane	0.5	U	0.4	1	ug/L
108-87-2	Methylcyclohexane	0.5	U	0.2	1	ug/L
71-43-2	Benzene	0.5	U	0.32	1	ug/L
107-06-2	1,2-Dichloroethane	0.5	U	0.48	1	ug/L
79-01-6	Trichloroethene	0.5	U	0.28	1	ug/L
78-87-5	1,2-Dichloropropane	0.5	U	0.46	1	ug/L
75-27-4	Bromodichloromethane	0.5	U	0.36	1	ug/L
108-10-1	4-Methyl-2-Pentanone	2.5	U	2.1	5	ug/L
108-88-3	Toluene	0.5	U	0.37	1	ug/L
10061-02-6	t-1,3-Dichloropropene	0.5	U	0.29	1	ug/L
10061-01-5	cis-1,3-Dichloropropene	0.5	U	0.31	1	ug/L

Report of Analysis

Client:	Tetra Tech NUS, Inc.	Date Collected:	08/24/11
Project:	Bethpage CTO-066	Date Received:	08/26/11
Client Sample ID:	BP-VPB-TB-082411	SDG No.:	C3519
Lab Sample ID:	C3519-01	Matrix:	WATER
Analytical Method:	SW8260B	% Moisture:	100
Sample Wt/Vol:	5 Units: mL	Final Vol:	5000 uL
Soil Aliquot Vol:	uL	Test:	VOC-TCLVOA-10
GC Column:	RTX-VMS ID : 0.18	Level :	LOW

File ID/Qc Batch:	Dilution:	Prep Date	Date Analyzed	Prep Batch ID
VG037058.D	1		08/30/11	VG083011

CAS Number	Parameter	Conc.	Qualifier	MDL	LOQ / CRQL	Units
79-00-5	1,1,2-Trichloroethane	0.5	U	0.38	1	ug/L
591-78-6	2-Hexanone	2.5	U	1.9	5	ug/L
124-48-1	Dibromochloromethane	0.5	U	0.2	1	ug/L
106-93-4	1,2-Dibromoethane	0.5	U	0.41	1	ug/L
127-18-4	Tetrachloroethene	0.5	U	0.27	1	ug/L
108-90-7	Chlorobenzene	0.5	U	0.49	1	ug/L
100-41-4	Ethyl Benzene	0.5	U	0.2	1	ug/L
179601-23-1	m/p-Xylenes	1	U	0.95	2	ug/L
95-47-6	o-Xylene	0.5	U	0.43	1	ug/L
100-42-5	Styrene	0.5	U	0.36	1	ug/L
75-25-2	Bromoform	0.5	U	0.47	1	ug/L
98-82-8	Isopropylbenzene	0.5	U	0.45	1	ug/L
79-34-5	1,1,2,2-Tetrachloroethane	0.5	U	0.31	1	ug/L
541-73-1	1,3-Dichlorobenzene	0.5	U	0.43	1	ug/L
106-46-7	1,4-Dichlorobenzene	0.5	U	0.32	1	ug/L
95-50-1	1,2-Dichlorobenzene	0.5	U	0.45	1	ug/L
96-12-8	1,2-Dibromo-3-Chloropropane	0.5	U	0.46	1	ug/L
120-82-1	1,2,4-Trichlorobenzene	0.5	U	0.2	1	ug/L
SURROGATES						
17060-07-0	1,2-Dichloroethane-d4	52.5		70 - 120	105%	SPK: 50
1868-53-7	Dibromofluoromethane	53.8		85 - 115	108%	SPK: 50
2037-26-5	Toluene-d8	55.4		85 - 120	111%	SPK: 50
460-00-4	4-Bromofluorobenzene	63.9	*	75 - 120	128%	SPK: 50
INTERNAL STANDARDS						
363-72-4	Pentafluorobenzene	669951	3.92			
540-36-3	1,4-Difluorobenzene	1045090	4.74			
3114-55-4	Chlorobenzene-d5	1183380	9.69			
3855-82-1	1,4-Dichlorobenzene-d4	561064	13.39			

Report of Analysis

Client:	Tetra Tech NUS, Inc.	Date Collected:	08/26/11
Project:	Bethpage CTO-066	Date Received:	08/31/11
Client Sample ID:	BP-VPB-TB-082611	SDG No.:	C3548
Lab Sample ID:	C3548-01	Matrix:	WATER
Analytical Method:	SW8260B	% Moisture:	100
Sample Wt/Vol:	5 Units: mL	Final Vol:	5000 uL
Soil Aliquot Vol:	uL	Test:	VOC-TCLVOA-10
GC Column:	RTX-VMS ID : 0.18	Level :	LOW

File ID/Qc Batch:	Dilution:	Prep Date	Date Analyzed	Prep Batch ID
VG037206.D	1		09/06/11	VG090611

CAS Number	Parameter	Conc.	Qualifier	MDL	LOQ / CRQL	Units
TARGETS						
75-71-8	Dichlorodifluoromethane	0.5	U	0.2	1	ug/L
74-87-3	Chloromethane	0.5	U	0.2	1	ug/L
75-01-4	Vinyl Chloride	0.5	U	0.34	1	ug/L
74-83-9	Bromomethane	0.5	U	0.2	1	ug/L
75-00-3	Chloroethane	0.5	U	0.2	1	ug/L
75-69-4	Trichlorofluoromethane	0.5	U	0.35	1	ug/L
76-13-1	1,1,2-Trichlorotrifluoroethane	0.5	U	0.45	1	ug/L
75-35-4	1,1-Dichloroethene	0.5	U	0.47	1	ug/L
67-64-1	Acetone	2.5	U	0.5	5	ug/L
75-15-0	Carbon Disulfide	0.5	U	0.2	1	ug/L
1634-04-4	Methyl tert-butyl Ether	0.5	U	0.35	1	ug/L
79-20-9	Methyl Acetate	0.5	U	0.2	1	ug/L
75-09-2	Methylene Chloride	0.5	U	0.41	1	ug/L
156-60-5	trans-1,2-Dichloroethene	0.5	U	0.41	1	ug/L
75-34-3	1,1-Dichloroethane	0.5	U	0.36	1	ug/L
110-82-7	Cyclohexane	0.5	U	0.2	1	ug/L
78-93-3	2-Butanone	2.5	U	1.3	5	ug/L
56-23-5	Carbon Tetrachloride	0.5	U	0.2	1	ug/L
156-59-2	cis-1,2-Dichloroethene	0.5	U	0.35	1	ug/L
67-66-3	Chloroform	0.5	U	0.34	1	ug/L
71-55-6	1,1,1-Trichloroethane	0.5	U	0.4	1	ug/L
108-87-2	Methylcyclohexane	0.5	U	0.2	1	ug/L
71-43-2	Benzene	0.5	U	0.32	1	ug/L
107-06-2	1,2-Dichloroethane	0.5	U	0.48	1	ug/L
79-01-6	Trichloroethene	0.5	U	0.28	1	ug/L
78-87-5	1,2-Dichloropropane	0.5	U	0.46	1	ug/L
75-27-4	Bromodichloromethane	0.5	U	0.36	1	ug/L
108-10-1	4-Methyl-2-Pentanone	2.5	U	2.1	5	ug/L
108-88-3	Toluene	0.5	U	0.37	1	ug/L
10061-02-6	t-1,3-Dichloropropene	0.5	U	0.29	1	ug/L
10061-01-5	cis-1,3-Dichloropropene	0.5	U	0.31	1	ug/L

Report of Analysis

Client:	Tetra Tech NUS, Inc.	Date Collected:	08/26/11
Project:	Bethpage CTO-066	Date Received:	08/31/11
Client Sample ID:	BP-VPB-TB-082611	SDG No.:	C3548
Lab Sample ID:	C3548-01	Matrix:	WATER
Analytical Method:	SW8260B	% Moisture:	100
Sample Wt/Vol:	5 Units: mL	Final Vol:	5000 uL
Soil Aliquot Vol:	uL	Test:	VOC-TCLVOA-10
GC Column:	RTX-VMS ID : 0.18	Level :	LOW

File ID/Qc Batch:	Dilution:	Prep Date	Date Analyzed	Prep Batch ID
VG037206.D	1		09/06/11	VG090611

CAS Number	Parameter	Conc.	Qualifier	MDL	LOQ / CRQL	Units
79-00-5	1,1,2-Trichloroethane	0.5	U	0.38	1	ug/L
591-78-6	2-Hexanone	2.5	U	1.9	5	ug/L
124-48-1	Dibromochloromethane	0.5	U	0.2	1	ug/L
106-93-4	1,2-Dibromoethane	0.5	U	0.41	1	ug/L
127-18-4	Tetrachloroethene	0.5	U	0.27	1	ug/L
108-90-7	Chlorobenzene	0.5	U	0.49	1	ug/L
100-41-4	Ethyl Benzene	0.5	U	0.2	1	ug/L
179601-23-1	m/p-Xylenes	1	U	0.95	2	ug/L
95-47-6	o-Xylene	0.5	U	0.43	1	ug/L
100-42-5	Styrene	0.5	U	0.36	1	ug/L
75-25-2	Bromoform	0.5	U	0.47	1	ug/L
98-82-8	Isopropylbenzene	0.5	U	0.45	1	ug/L
79-34-5	1,1,2,2-Tetrachloroethane	0.5	U	0.31	1	ug/L
541-73-1	1,3-Dichlorobenzene	0.5	U	0.43	1	ug/L
106-46-7	1,4-Dichlorobenzene	0.5	U	0.32	1	ug/L
95-50-1	1,2-Dichlorobenzene	0.5	U	0.45	1	ug/L
96-12-8	1,2-Dibromo-3-Chloropropane	0.5	U	0.46	1	ug/L
120-82-1	1,2,4-Trichlorobenzene	0.5	U	0.2	1	ug/L
SURROGATES						
17060-07-0	1,2-Dichloroethane-d4	39.2		70 - 120	78%	SPK: 50
1868-53-7	Dibromofluoromethane	50.1		85 - 115	100%	SPK: 50
2037-26-5	Toluene-d8	55.5		85 - 120	111%	SPK: 50
460-00-4	4-Bromofluorobenzene	55.9		75 - 120	112%	SPK: 50
INTERNAL STANDARDS						
363-72-4	Pentafluorobenzene	921255	3.93			
540-36-3	1,4-Difluorobenzene	1291160	4.74			
3114-55-4	Chlorobenzene-d5	1377820	9.69			
3855-82-1	1,4-Dichlorobenzene-d4	644620	13.4			

Report of Analysis

Client:	Tetra Tech NUS, Inc.	Date Collected:	08/31/11
Project:	Bethpage CTO-066	Date Received:	09/02/11
Client Sample ID:	BP-VPB-TB-083111	SDG No.:	C3574
Lab Sample ID:	C3574-01	Matrix:	WATER
Analytical Method:	SW8260B	% Moisture:	100
Sample Wt/Vol:	5 Units: mL	Final Vol:	5000 uL
Soil Aliquot Vol:	uL	Test:	VOC-TCLVOA-10
GC Column:	RTX-VMS ID : 0.18	Level :	LOW

File ID/Qc Batch:	Dilution:	Prep Date	Date Analyzed	Prep Batch ID
VG037229.D	1		09/07/11	vg090711

CAS Number	Parameter	Conc.	Qualifier	MDL	LOQ / CRQL	Units
TARGETS						
75-71-8	Dichlorodifluoromethane	0.5	U	0.2	1	ug/L
74-87-3	Chloromethane	0.5	U	0.2	1	ug/L
75-01-4	Vinyl Chloride	0.5	U	0.34	1	ug/L
74-83-9	Bromomethane	0.5	U	0.2	1	ug/L
75-00-3	Chloroethane	0.5	U	0.2	1	ug/L
75-69-4	Trichlorofluoromethane	0.5	U	0.35	1	ug/L
76-13-1	1,1,2-Trichlorotrifluoroethane	0.5	U	0.45	1	ug/L
75-35-4	1,1-Dichloroethene	0.5	U	0.47	1	ug/L
67-64-1	Acetone	2.5	U	0.5	5	ug/L
75-15-0	Carbon Disulfide	0.5	U	0.2	1	ug/L
1634-04-4	Methyl tert-butyl Ether	0.5	U	0.35	1	ug/L
79-20-9	Methyl Acetate	0.5	U	0.2	1	ug/L
75-09-2	Methylene Chloride	0.5	U	0.41	1	ug/L
156-60-5	trans-1,2-Dichloroethene	0.5	U	0.41	1	ug/L
75-34-3	1,1-Dichloroethane	0.5	U	0.36	1	ug/L
110-82-7	Cyclohexane	0.5	U	0.2	1	ug/L
78-93-3	2-Butanone	2.5	U	1.3	5	ug/L
56-23-5	Carbon Tetrachloride	0.5	U	0.2	1	ug/L
156-59-2	cis-1,2-Dichloroethene	0.5	U	0.35	1	ug/L
67-66-3	Chloroform	0.5	U	0.34	1	ug/L
71-55-6	1,1,1-Trichloroethane	0.5	U	0.4	1	ug/L
108-87-2	Methylcyclohexane	0.5	U	0.2	1	ug/L
71-43-2	Benzene	0.5	U	0.32	1	ug/L
107-06-2	1,2-Dichloroethane	0.5	U	0.48	1	ug/L
79-01-6	Trichloroethene	0.5	U	0.28	1	ug/L
78-87-5	1,2-Dichloropropane	0.5	U	0.46	1	ug/L
75-27-4	Bromodichloromethane	0.5	U	0.36	1	ug/L
108-10-1	4-Methyl-2-Pentanone	2.5	U	2.1	5	ug/L
108-88-3	Toluene	0.5	U	0.37	1	ug/L
10061-02-6	t-1,3-Dichloropropene	0.5	U	0.29	1	ug/L
10061-01-5	cis-1,3-Dichloropropene	0.5	U	0.31	1	ug/L

Report of Analysis

Client:	Tetra Tech NUS, Inc.	Date Collected:	08/31/11
Project:	Bethpage CTO-066	Date Received:	09/02/11
Client Sample ID:	BP-VPB-TB-083111	SDG No.:	C3574
Lab Sample ID:	C3574-01	Matrix:	WATER
Analytical Method:	SW8260B	% Moisture:	100
Sample Wt/Vol:	5 Units: mL	Final Vol:	5000 uL
Soil Aliquot Vol:	uL	Test:	VOC-TCLVOA-10
GC Column:	RTX-VMS ID: 0.18	Level :	LOW

File ID/Qc Batch:	Dilution:	Prep Date	Date Analyzed	Prep Batch ID
VG037229.D	1		09/07/11	vg090711

CAS Number	Parameter	Conc.	Qualifier	MDL	LOQ / CRQL	Units
79-00-5	1,1,2-Trichloroethane	0.5	U	0.38	1	ug/L
591-78-6	2-Hexanone	2.5	U	1.9	5	ug/L
124-48-1	Dibromochloromethane	0.5	U	0.2	1	ug/L
106-93-4	1,2-Dibromoethane	0.5	U	0.41	1	ug/L
127-18-4	Tetrachloroethene	0.5	U	0.27	1	ug/L
108-90-7	Chlorobenzene	0.5	U	0.49	1	ug/L
100-41-4	Ethyl Benzene	0.5	U	0.2	1	ug/L
179601-23-1	m/p-Xylenes	1	U	0.95	2	ug/L
95-47-6	o-Xylene	0.5	U	0.43	1	ug/L
100-42-5	Styrene	0.5	U	0.36	1	ug/L
75-25-2	Bromoform	0.5	U	0.47	1	ug/L
98-82-8	Isopropylbenzene	0.5	U	0.45	1	ug/L
79-34-5	1,1,2,2-Tetrachloroethane	0.5	U	0.31	1	ug/L
541-73-1	1,3-Dichlorobenzene	0.5	U	0.43	1	ug/L
106-46-7	1,4-Dichlorobenzene	0.5	U	0.32	1	ug/L
95-50-1	1,2-Dichlorobenzene	0.5	U	0.45	1	ug/L
96-12-8	1,2-Dibromo-3-Chloropropane	0.5	U	0.46	1	ug/L
120-82-1	1,2,4-Trichlorobenzene	0.5	U	0.2	1	ug/L
SURROGATES						
17060-07-0	1,2-Dichloroethane-d4	40.7		70 - 120	81%	SPK: 50
1868-53-7	Dibromofluoromethane	51		85 - 115	102%	SPK: 50
2037-26-5	Toluene-d8	57		85 - 120	114%	SPK: 50
460-00-4	4-Bromofluorobenzene	55		75 - 120	110%	SPK: 50
INTERNAL STANDARDS						
363-72-4	Pentafluorobenzene	1013500	3.93			
540-36-3	1,4-Difluorobenzene	1416840	4.74			
3114-55-4	Chlorobenzene-d5	1504630	9.69			
3855-82-1	1,4-Dichlorobenzene-d4	688702	13.4			

Report of Analysis

Client:	Tetra Tech NUS, Inc.	Date Collected:	09/06/11
Project:	Bethpage CTO-066	Date Received:	09/09/11
Client Sample ID:	BP-VPB-TB-090611	SDG No.:	C3640
Lab Sample ID:	C3640-05	Matrix:	WATER
Analytical Method:	SW8260B	% Moisture:	100
Sample Wt/Vol:	5 Units: mL	Final Vol:	5000 uL
Soil Aliquot Vol:	uL	Test:	VOC-TCLVOA-10
GC Column:	RTX-VMS ID : 0.18	Level :	LOW

File ID/Qc Batch:	Dilution:	Prep Date	Date Analyzed	Prep Batch ID
VG037308.D	1		09/12/11	VG091211

CAS Number	Parameter	Conc.	Qualifier	MDL	LOQ / CRQL	Units
TARGETS						
75-71-8	Dichlorodifluoromethane	0.5	U	0.2	1	ug/L
74-87-3	Chloromethane	0.5	U	0.2	1	ug/L
75-01-4	Vinyl Chloride	0.5	U	0.34	1	ug/L
74-83-9	Bromomethane	0.5	U	0.2	1	ug/L
75-00-3	Chloroethane	0.5	U	0.2	1	ug/L
75-69-4	Trichlorofluoromethane	0.5	U	0.35	1	ug/L
76-13-1	1,1,2-Trichlorotrifluoroethane	0.5	U	0.45	1	ug/L
75-35-4	1,1-Dichloroethene	0.5	U	0.47	1	ug/L
67-64-1	Acetone	2.5	U	0.5	5	ug/L
75-15-0	Carbon Disulfide	0.5	U	0.2	1	ug/L
1634-04-4	Methyl tert-butyl Ether	0.5	U	0.35	1	ug/L
79-20-9	Methyl Acetate	0.5	U	0.2	1	ug/L
75-09-2	Methylene Chloride	0.5	U	0.41	1	ug/L
156-60-5	trans-1,2-Dichloroethene	0.5	U	0.41	1	ug/L
75-34-3	1,1-Dichloroethane	0.5	U	0.36	1	ug/L
110-82-7	Cyclohexane	0.5	U	0.2	1	ug/L
78-93-3	2-Butanone	2.5	U	1.3	5	ug/L
56-23-5	Carbon Tetrachloride	0.5	U	0.2	1	ug/L
156-59-2	cis-1,2-Dichloroethene	0.5	U	0.35	1	ug/L
67-66-3	Chloroform	0.5	U	0.34	1	ug/L
71-55-6	1,1,1-Trichloroethane	0.5	U	0.4	1	ug/L
108-87-2	Methylcyclohexane	0.5	U	0.2	1	ug/L
71-43-2	Benzene	0.5	U	0.32	1	ug/L
107-06-2	1,2-Dichloroethane	0.5	U	0.48	1	ug/L
79-01-6	Trichloroethene	0.5	U	0.28	1	ug/L
78-87-5	1,2-Dichloropropane	0.5	U	0.46	1	ug/L
75-27-4	Bromodichloromethane	0.5	U	0.36	1	ug/L
108-10-1	4-Methyl-2-Pentanone	2.5	U	2.1	5	ug/L
108-88-3	Toluene	0.5	U	0.37	1	ug/L
10061-02-6	t-1,3-Dichloropropene	0.5	U	0.29	1	ug/L
10061-01-5	cis-1,3-Dichloropropene	0.5	U	0.31	1	ug/L

Report of Analysis

Client:	Tetra Tech NUS, Inc.	Date Collected:	09/06/11
Project:	Bethpage CTO-066	Date Received:	09/09/11
Client Sample ID:	BP-VPB-TB-090611	SDG No.:	C3640
Lab Sample ID:	C3640-05	Matrix:	WATER
Analytical Method:	SW8260B	% Moisture:	100
Sample Wt/Vol:	5 Units: mL	Final Vol:	5000 uL
Soil Aliquot Vol:	uL	Test:	VOC-TCLVOA-10
GC Column:	RTX-VMS ID : 0.18	Level :	LOW

File ID/Qc Batch:	Dilution:	Prep Date	Date Analyzed	Prep Batch ID
VG037308.D	1		09/12/11	VG091211

CAS Number	Parameter	Conc.	Qualifier	MDL	LOQ / CRQL	Units
79-00-5	1,1,2-Trichloroethane	0.5	U	0.38	1	ug/L
591-78-6	2-Hexanone	2.5	U	1.9	5	ug/L
124-48-1	Dibromochloromethane	0.5	U	0.2	1	ug/L
106-93-4	1,2-Dibromoethane	0.5	U	0.41	1	ug/L
127-18-4	Tetrachloroethene	0.5	U	0.27	1	ug/L
108-90-7	Chlorobenzene	0.5	U	0.49	1	ug/L
100-41-4	Ethyl Benzene	0.5	U	0.2	1	ug/L
179601-23-1	m/p-Xylenes	1	U	0.95	2	ug/L
95-47-6	o-Xylene	0.5	U	0.43	1	ug/L
100-42-5	Styrene	0.5	U	0.36	1	ug/L
75-25-2	Bromoform	0.5	U	0.47	1	ug/L
98-82-8	Isopropylbenzene	0.5	U	0.45	1	ug/L
79-34-5	1,1,2,2-Tetrachloroethane	0.5	U	0.31	1	ug/L
541-73-1	1,3-Dichlorobenzene	0.5	U	0.43	1	ug/L
106-46-7	1,4-Dichlorobenzene	0.5	U	0.32	1	ug/L
95-50-1	1,2-Dichlorobenzene	0.5	U	0.45	1	ug/L
96-12-8	1,2-Dibromo-3-Chloropropane	0.5	U	0.46	1	ug/L
120-82-1	1,2,4-Trichlorobenzene	0.5	U	0.2	1	ug/L
SURROGATES						
17060-07-0	1,2-Dichloroethane-d4	42.9		70 - 120	86%	SPK: 50
1868-53-7	Dibromofluoromethane	52.1		85 - 115	104%	SPK: 50
2037-26-5	Toluene-d8	55.8		85 - 120	112%	SPK: 50
460-00-4	4-Bromofluorobenzene	56.1		75 - 120	112%	SPK: 50
INTERNAL STANDARDS						
363-72-4	Pentafluorobenzene	814312	3.92			
540-36-3	1,4-Difluorobenzene	1159870	4.73			
3114-55-4	Chlorobenzene-d5	1239240	9.69			
3855-82-1	1,4-Dichlorobenzene-d4	574710	13.4			

Report of Analysis

Client:	Tetra Tech NUS, Inc.	Date Collected:	09/12/11
Project:	Bethpage CTO-066	Date Received:	09/16/11
Client Sample ID:	BP-VPB-TB-091211	SDG No.:	C3729
Lab Sample ID:	C3729-01	Matrix:	WATER
Analytical Method:	SW8260B	% Moisture:	100
Sample Wt/Vol:	5 Units: mL	Final Vol:	5000 uL
Soil Aliquot Vol:	uL	Test:	VOC-TCLVOA-10
GC Column:	RTX-VMS ID: 0.18	Level :	LOW

File ID/Qc Batch:	Dilution:	Prep Date	Date Analyzed	Prep Batch ID
VG037443.D	1		09/20/11	vg091911

CAS Number	Parameter	Conc.	Qualifier	MDL	LOQ / CRQL	Units
TARGETS						
75-71-8	Dichlorodifluoromethane	0.5	U	0.2	1	ug/L
74-87-3	Chloromethane	0.5	U	0.2	1	ug/L
75-01-4	Vinyl Chloride	0.5	U	0.34	1	ug/L
74-83-9	Bromomethane	0.5	U	0.2	1	ug/L
75-00-3	Chloroethane	0.5	U	0.2	1	ug/L
75-69-4	Trichlorofluoromethane	0.5	U	0.35	1	ug/L
76-13-1	1,1,2-Trichlorotrifluoroethane	0.5	U	0.45	1	ug/L
75-35-4	1,1-Dichloroethene	0.5	U	0.47	1	ug/L
67-64-1	Acetone	2.5	U	0.5	5	ug/L
75-15-0	Carbon Disulfide	0.5	U	0.2	1	ug/L
1634-04-4	Methyl tert-butyl Ether	0.5	U	0.35	1	ug/L
79-20-9	Methyl Acetate	0.5	U	0.2	1	ug/L
75-09-2	Methylene Chloride	0.5	U	0.41	1	ug/L
156-60-5	trans-1,2-Dichloroethene	0.5	U	0.41	1	ug/L
75-34-3	1,1-Dichloroethane	0.5	U	0.36	1	ug/L
110-82-7	Cyclohexane	0.5	U	0.2	1	ug/L
78-93-3	2-Butanone	2.5	U	1.3	5	ug/L
56-23-5	Carbon Tetrachloride	0.5	U	0.2	1	ug/L
156-59-2	cis-1,2-Dichloroethene	0.5	U	0.35	1	ug/L
67-66-3	Chloroform	0.5	U	0.34	1	ug/L
71-55-6	1,1,1-Trichloroethane	0.5	U	0.4	1	ug/L
108-87-2	Methylcyclohexane	0.5	U	0.2	1	ug/L
71-43-2	Benzene	0.5	U	0.32	1	ug/L
107-06-2	1,2-Dichloroethane	0.5	U	0.48	1	ug/L
79-01-6	Trichloroethene	0.5	U	0.28	1	ug/L
78-87-5	1,2-Dichloropropane	0.5	U	0.46	1	ug/L
75-27-4	Bromodichloromethane	0.5	U	0.36	1	ug/L
108-10-1	4-Methyl-2-Pentanone	2.5	U	2.1	5	ug/L
108-88-3	Toluene	0.5	U	0.37	1	ug/L
10061-02-6	t-1,3-Dichloropropene	0.5	U	0.29	1	ug/L
10061-01-5	cis-1,3-Dichloropropene	0.5	U	0.31	1	ug/L

Report of Analysis

Client:	Tetra Tech NUS, Inc.	Date Collected:	09/12/11
Project:	Bethpage CTO-066	Date Received:	09/16/11
Client Sample ID:	BP-VPB-TB-091211	SDG No.:	C3729
Lab Sample ID:	C3729-01	Matrix:	WATER
Analytical Method:	SW8260B	% Moisture:	100
Sample Wt/Vol:	5 Units: mL	Final Vol:	5000 uL
Soil Aliquot Vol:	uL	Test:	VOC-TCLVOA-10
GC Column:	RTX-VMS ID: 0.18	Level :	LOW

File ID/Qc Batch:	Dilution:	Prep Date	Date Analyzed	Prep Batch ID
VG037443.D	1		09/20/11	vg091911

CAS Number	Parameter	Conc.	Qualifier	MDL	LOQ / CRQL	Units
79-00-5	1,1,2-Trichloroethane	0.5	U	0.38	1	ug/L
591-78-6	2-Hexanone	2.5	U	1.9	5	ug/L
124-48-1	Dibromochloromethane	0.5	U	0.2	1	ug/L
106-93-4	1,2-Dibromoethane	0.5	U	0.41	1	ug/L
127-18-4	Tetrachloroethene	0.5	U	0.27	1	ug/L
108-90-7	Chlorobenzene	0.5	U	0.49	1	ug/L
100-41-4	Ethyl Benzene	0.5	U	0.2	1	ug/L
179601-23-1	m/p-Xylenes	1	U	0.95	2	ug/L
95-47-6	o-Xylene	0.5	U	0.43	1	ug/L
100-42-5	Styrene	0.5	U	0.36	1	ug/L
75-25-2	Bromoform	0.5	U	0.47	1	ug/L
98-82-8	Isopropylbenzene	0.5	U	0.45	1	ug/L
79-34-5	1,1,2,2-Tetrachloroethane	0.5	U	0.31	1	ug/L
541-73-1	1,3-Dichlorobenzene	0.5	U	0.43	1	ug/L
106-46-7	1,4-Dichlorobenzene	0.5	U	0.32	1	ug/L
95-50-1	1,2-Dichlorobenzene	0.5	U	0.45	1	ug/L
96-12-8	1,2-Dibromo-3-Chloropropane	0.5	U	0.46	1	ug/L
120-82-1	1,2,4-Trichlorobenzene	0.5	U	0.2	1	ug/L
SURROGATES						
17060-07-0	1,2-Dichloroethane-d4	54.9		70 - 120	110%	SPK: 50
1868-53-7	Dibromofluoromethane	55.1		85 - 115	110%	SPK: 50
2037-26-5	Toluene-d8	54.2		85 - 120	109%	SPK: 50
460-00-4	4-Bromofluorobenzene	57.7		75 - 120	115%	SPK: 50
INTERNAL STANDARDS						
363-72-4	Pentafluorobenzene	827693	3.91			
540-36-3	1,4-Difluorobenzene	1317070	4.72			
3114-55-4	Chlorobenzene-d5	1446260	9.68			
3855-82-1	1,4-Dichlorobenzene-d4	720492	13.38			

Report of Analysis

Client:	Tetra Tech NUS, Inc.	Date Collected:	09/19/11
Project:	Bethpage CTO-066	Date Received:	09/23/11
Client Sample ID:	BP-VPB-TB-091911	SDG No.:	c3804
Lab Sample ID:	C3804-01	Matrix:	WATER
Analytical Method:	SW8260B	% Moisture:	100
Sample Wt/Vol:	5 Units: mL	Final Vol:	5000 uL
Soil Aliquot Vol:	uL	Test:	VOC-TCLVOA-10
GC Column:	RTX-VMS ID: 0.18	Level :	LOW

File ID/Qc Batch:	Dilution:	Prep Date	Date Analyzed	Prep Batch ID
VG037557.D	1		09/26/11	VG092611

CAS Number	Parameter	Conc.	Qualifier	MDL	LOQ / CRQL	Units
TARGETS						
75-71-8	Dichlorodifluoromethane	0.5	U	0.2	1	ug/L
74-87-3	Chloromethane	0.5	U	0.2	1	ug/L
75-01-4	Vinyl Chloride	0.5	U	0.34	1	ug/L
74-83-9	Bromomethane	0.5	U	0.2	1	ug/L
75-00-3	Chloroethane	0.5	U	0.2	1	ug/L
75-69-4	Trichlorofluoromethane	0.5	U	0.35	1	ug/L
76-13-1	1,1,2-Trichlorotrifluoroethane	0.5	U	0.45	1	ug/L
75-35-4	1,1-Dichloroethene	0.5	U	0.47	1	ug/L
67-64-1	Acetone	2.5	U	0.5	5	ug/L
75-15-0	Carbon Disulfide	0.5	U	0.2	1	ug/L
1634-04-4	Methyl tert-butyl Ether	0.5	U	0.35	1	ug/L
79-20-9	Methyl Acetate	0.5	U	0.2	1	ug/L
75-09-2	Methylene Chloride	0.5	U	0.41	1	ug/L
156-60-5	trans-1,2-Dichloroethene	0.5	U	0.41	1	ug/L
75-34-3	1,1-Dichloroethane	0.5	U	0.36	1	ug/L
110-82-7	Cyclohexane	0.5	U	0.2	1	ug/L
78-93-3	2-Butanone	2.5	U	1.3	5	ug/L
56-23-5	Carbon Tetrachloride	0.5	U	0.2	1	ug/L
156-59-2	cis-1,2-Dichloroethene	0.5	U	0.35	1	ug/L
67-66-3	Chloroform	0.5	U	0.34	1	ug/L
71-55-6	1,1,1-Trichloroethane	0.5	U	0.4	1	ug/L
108-87-2	Methylcyclohexane	0.5	U	0.2	1	ug/L
71-43-2	Benzene	0.5	U	0.32	1	ug/L
107-06-2	1,2-Dichloroethane	0.5	U	0.48	1	ug/L
79-01-6	Trichloroethene	0.5	U	0.28	1	ug/L
78-87-5	1,2-Dichloropropane	0.5	U	0.46	1	ug/L
75-27-4	Bromodichloromethane	0.5	U	0.36	1	ug/L
108-10-1	4-Methyl-2-Pentanone	2.5	U	2.1	5	ug/L
108-88-3	Toluene	0.5	U	0.37	1	ug/L
10061-02-6	t-1,3-Dichloropropene	0.5	U	0.29	1	ug/L
10061-01-5	cis-1,3-Dichloropropene	0.5	U	0.31	1	ug/L

Report of Analysis

Client:	Tetra Tech NUS, Inc.	Date Collected:	09/19/11
Project:	Bethpage CTO-066	Date Received:	09/23/11
Client Sample ID:	BP-VPB-TB-091911	SDG No.:	c3804
Lab Sample ID:	C3804-01	Matrix:	WATER
Analytical Method:	SW8260B	% Moisture:	100
Sample Wt/Vol:	5 Units: mL	Final Vol:	5000 uL
Soil Aliquot Vol:	uL	Test:	VOC-TCLVOA-10
GC Column:	RTX-VMS ID : 0.18	Level :	LOW

File ID/Qc Batch:	Dilution:	Prep Date	Date Analyzed	Prep Batch ID
VG037557.D	1		09/26/11	VG092611

CAS Number	Parameter	Conc.	Qualifier	MDL	LOQ / CRQL	Units
79-00-5	1,1,2-Trichloroethane	0.5	U	0.38	1	ug/L
591-78-6	2-Hexanone	2.5	U	1.9	5	ug/L
124-48-1	Dibromochloromethane	0.5	U	0.2	1	ug/L
106-93-4	1,2-Dibromoethane	0.5	U	0.41	1	ug/L
127-18-4	Tetrachloroethene	0.5	U	0.27	1	ug/L
108-90-7	Chlorobenzene	0.5	U	0.49	1	ug/L
100-41-4	Ethyl Benzene	0.5	U	0.2	1	ug/L
179601-23-1	m/p-Xylenes	1	U	0.95	2	ug/L
95-47-6	o-Xylene	0.5	U	0.43	1	ug/L
100-42-5	Styrene	0.5	U	0.36	1	ug/L
75-25-2	Bromoform	0.5	U	0.47	1	ug/L
98-82-8	Isopropylbenzene	0.5	U	0.45	1	ug/L
79-34-5	1,1,2,2-Tetrachloroethane	0.5	U	0.31	1	ug/L
541-73-1	1,3-Dichlorobenzene	0.5	U	0.43	1	ug/L
106-46-7	1,4-Dichlorobenzene	0.5	U	0.32	1	ug/L
95-50-1	1,2-Dichlorobenzene	0.5	U	0.45	1	ug/L
96-12-8	1,2-Dibromo-3-Chloropropane	0.5	U	0.46	1	ug/L
120-82-1	1,2,4-Trichlorobenzene	0.5	U	0.2	1	ug/L
SURROGATES						
17060-07-0	1,2-Dichloroethane-d4	56.7		70 - 120	113%	SPK: 50
1868-53-7	Dibromofluoromethane	57.2		85 - 115	114%	SPK: 50
2037-26-5	Toluene-d8	50.6		85 - 120	101%	SPK: 50
460-00-4	4-Bromofluorobenzene	41.9		75 - 120	84%	SPK: 50
INTERNAL STANDARDS						
363-72-4	Pentafluorobenzene	1134350	3.92			
540-36-3	1,4-Difluorobenzene	1721260	4.74			
3114-55-4	Chlorobenzene-d5	1536350	9.69			
3855-82-1	1,4-Dichlorobenzene-d4	740211	13.39			

10/26/2011
Mr. David Brayack
Tetra Tech
Twin Oaks I, Suite 309
5700 Lake Wright Drive
Norfolk VA 23502

Project Name: Bethpage OU2 CTO 066
Project #: 112G00622
Workorder #: 1110243

Dear Mr. David Brayack

The following report includes the data for the above referenced project for sample(s) received on 10/13/2011 at Air Toxics Ltd.

The data and associated QC analyzed by Modified TO-15/TICS are compliant with the project requirements or laboratory criteria with the exception of the deviations noted in the attached case narrative.

Thank you for choosing Air Toxics Ltd. for your air analysis needs. Air Toxics Ltd. is committed to providing accurate data of the highest quality. Please feel free to contact the Project Manager: Ausha Scott at 916-985-1000 if you have any questions regarding the data in this report.

Regards,



Ausha Scott
Project Manager

WORK ORDER #: 1110243

Work Order Summary

CLIENT:	Mr. David Brayack Tetra Tech Twin Oaks I, Suite 309 5700 Lake Wright Drive Norfolk, VA 23502	BILL TO:	Accounts Payable/Pittsburg Tetra Tech EC, Inc. Foster Plaza 7 661 Anderson Drive Pittsburgh, PA 15220-2745
PHONE:	(757) 461-3824	P.O. #	1045513 07-CTO66
FAX:	(757) 461-4148	PROJECT #	112G00622 Bethpage OU2 CTO 066
DATE RECEIVED:	10/13/2011	CONTACT:	Ausha Scott
DATE COMPLETED:	10/26/2011		

<u>FRACTION #</u>	<u>NAME</u>	<u>TEST</u>	<u>RECEIPT VAC./PRES.</u>	<u>FINAL PRESSURE</u>
01A	BP-VPB129-AIR-101111	Modified TO-15/TICS	5.0 "Hg	5 psi
01AA	BP-VPB129-AIR-101111 Lab Duplicate	Modified TO-15/TICS	5.0 "Hg	5 psi
02A	Lab Blank	Modified TO-15/TICS	NA	NA
03A	CCV	Modified TO-15/TICS	NA	NA
04A	LCS	Modified TO-15/TICS	NA	NA
04AA	LCSD	Modified TO-15/TICS	NA	NA

CERTIFIED BY: 

DATE: 10/26/11

Laboratory Director

Certification numbers: AZ Licensure AZ0719, CA NELAP - 02110CA, LA NELAP - 02089,
 NY NELAP - 11291, TX NELAP - T104704434-11-3, UT NELAP -CA009332011-1, WA NELAP - C935
 Name of Accrediting Agency: NELAP/Florida Department of Health, Scope of Application: Clean Air Act,
 Accreditation number: E87680, Effective date: 07/01/11 , Expiration date: 06/30/12.

Air Toxics Ltd. certifies that the test results contained in this report meet all requirements of the NELAC standards

This report shall not be reproduced, except in full, without the written approval of Air Toxics Ltd.

180 BLUE RAVINE ROAD, SUITE B FOLSOM, CA - 95630
 (916) 985-1000 . (800) 985-5955 . FAX (916) 985-1020

**LABORATORY NARRATIVE
Modified TO-15
Tetra Tech
Workorder# 1110243**

One 6 Liter Summa Canister (100% Certified) sample was received on October 13, 2011. The laboratory performed analysis via modified EPA Method TO-15 using GC/MS in the full scan mode.

This workorder was independently validated prior to submittal using 'USEPA National Functional Guidelines' as generally applied to the analysis of volatile organic compounds in air. A rules-based, logic driven, independent validation engine was employed to assess completeness, evaluate pass/fail of relevant project quality control requirements and verification of all quantified amounts.

Method modifications taken to run these samples are summarized in the table below. Specific project requirements may over-ride the ATL modifications.

<i>Requirement</i>	<i>TO-15</i>	<i>ATL Modifications</i>
ICAL %RSD acceptance criteria	+/- 30% RSD with 2 compounds allowed out to < 40% RSD	30% RSD with 4 compounds allowed out to < 40% RSD
Daily Calibration	+/- 30% Difference	<= 30% Difference with four allowed out up to <=40%.; flag and narrate outliers
Blank and standards	Zero air	Nitrogen
Method Detection Limit	Follow 40CFR Pt.136 App. B	The MDL met all relevant requirements in Method TO-15 (statistical MDL less than the LOQ). The concentration of the spiked replicate may have exceeded 10X the calculated MDL in some cases
Sample collection media	Summa canister	ATL recommends use of summa canisters to insure data defensibility, but will report results from Tedlar bags at client request

Receiving Notes

There were no receiving discrepancies.

Analytical Notes

As per project specific client request the laboratory has reported estimated values for target compound hits that are below the Reporting Limit but greater than the Method Detection Limit. All The canisters used for this project have been certified to the Reporting Limit for the target analytes included in this workorder. Concentrations that are below the level at which the canister was certified may be false positives.

Freon 12 was manually integrated in the initial calibration.

Definition of Data Qualifying Flags

Eight qualifiers may have been used on the data analysis sheets and indicates as follows:

B - Compound present in laboratory blank greater than reporting limit (background subtraction not performed).

J - Estimated value.

E - Exceeds instrument calibration range.

S - Saturated peak.

Q - Exceeds quality control limits.

U - Compound analyzed for but not detected above the reporting limit.

UJ- Non-detected compound associated with low bias in the CCV and/or LCS.

N - The identification is based on presumptive evidence.

File extensions may have been used on the data analysis sheets and indicates as follows:

a-File was requantified

b-File was quantified by a second column and detector

r1-File was requantified for the purpose of reissue

Summary of Detected Compounds
MODIFIED EPA METHOD TO-15 GC/MS FULL SCAN

Client Sample ID: BP-VPB129-AIR-101111

Lab ID#: 1110243-01A

Compound	Rpt. Limit (ppbv)	Amount (ppbv)	Rpt. Limit (ug/m3)	Amount (ug/m3)
Freon 12	0.080	0.47	0.40	2.3
Freon 11	0.080	0.24	0.45	1.3
Freon 113	0.080	0.064 J	0.62	0.49 J
Benzene	0.16	0.12 J	0.51	0.40 J
Toluene	0.16	0.16 J	0.61	0.58 J
Chloromethane	0.16	0.45	0.33	0.92
Hexane	0.16	0.075 J	0.57	0.26 J
2-Butanone (Methyl Ethyl Ketone)	0.80	0.14 J	2.4	0.41 J
Methylene Chloride	0.80	0.058 J	2.8	0.20 J
Ethanol	0.80	3.4	1.5	6.4
1,2,4-Trichlorobenzene	0.80	0.070 J	6.0	0.52 J

Client Sample ID: BP-VPB129-AIR-101111 Lab Duplicate

Lab ID#: 1110243-01AA

Compound	Rpt. Limit (ppbv)	Amount (ppbv)	Rpt. Limit (ug/m3)	Amount (ug/m3)
Carbon Tetrachloride	0.080	0.060 J	0.51	0.38 J
Tetrachloroethene	0.080	0.037 J	0.55	0.25 J
Freon 12	0.080	0.45	0.40	2.2
Freon 11	0.080	0.22	0.45	1.2
Freon 113	0.080	0.056 J	0.62	0.43 J
Benzene	0.16	0.11 J	0.51	0.35 J
Toluene	0.16	0.13 J	0.61	0.49 J
Chloromethane	0.16	0.35	0.33	0.73
Hexane	0.16	0.061 J	0.57	0.22 J
2-Butanone (Methyl Ethyl Ketone)	0.80	0.13 J	2.4	0.37 J
Methylene Chloride	0.80	0.057 J	2.8	0.20 J
Ethanol	0.80	3.1	1.5	5.9

Client Sample ID: BP-VPB129-AIR-101111

Lab ID#: 1110243-01A

MODIFIED EPA METHOD TO-15 GC/MS FULL SCAN

File Name:	e101810	Date of Collection: 10/12/11 2:00:00 PM
Dil. Factor:	1.61	Date of Analysis: 10/18/11 03:13 PM

Compound	Rpt. Limit (ppbv)	Amount (ppbv)	Rpt. Limit (ug/m3)	Amount (ug/m3)
1,1,1-Trichloroethane	0.080	Not Detected U	0.44	Not Detected U
Carbon Tetrachloride	0.080	Not Detected U	0.51	Not Detected U
Trichloroethene	0.080	Not Detected U	0.43	Not Detected U
Bromodichloromethane	0.080	Not Detected U	0.54	Not Detected U
1,1,2-Trichloroethane	0.080	Not Detected U	0.44	Not Detected U
Tetrachloroethene	0.080	Not Detected U	0.55	Not Detected U
Dibromochloromethane	0.080	Not Detected U	0.68	Not Detected U
1,2-Dibromoethane (EDB)	0.080	Not Detected U	0.62	Not Detected U
1,1,2,2-Tetrachloroethane	0.080	Not Detected U	0.55	Not Detected U
1,3-Dichlorobenzene	0.080	Not Detected U	0.48	Not Detected U
1,4-Dichlorobenzene	0.080	Not Detected U	0.48	Not Detected U
1,2-Dichlorobenzene	0.080	Not Detected U	0.48	Not Detected U
Freon 12	0.080	0.47	0.40	2.3
Freon 114	0.080	Not Detected U	0.56	Not Detected U
Freon 11	0.080	0.24	0.45	1.3
Freon 113	0.080	0.064 J	0.62	0.49 J
Bromoform	0.080	Not Detected U	0.83	Not Detected U
Vinyl Chloride	0.16	Not Detected U	0.41	Not Detected U
1,1-Dichloroethene	0.16	Not Detected U	0.64	Not Detected U
1,1-Dichloroethane	0.16	Not Detected U	0.65	Not Detected U
cis-1,2-Dichloroethene	0.16	Not Detected U	0.64	Not Detected U
Benzene	0.16	0.12 J	0.51	0.40 J
1,2-Dichloroethane	0.16	Not Detected U	0.65	Not Detected U
Toluene	0.16	0.16 J	0.61	0.58 J
Ethyl Benzene	0.16	Not Detected U	0.70	Not Detected U
m,p-Xylene	0.16	Not Detected U	0.70	Not Detected U
o-Xylene	0.16	Not Detected U	0.70	Not Detected U
trans-1,2-Dichloroethene	0.16	Not Detected U	0.64	Not Detected U
Methyl tert-butyl ether	0.16	Not Detected U	0.58	Not Detected U
Chloromethane	0.16	0.45	0.33	0.92
Bromomethane	0.16	Not Detected U	0.62	Not Detected U
Chloroethane	0.80	Not Detected U	2.1	Not Detected U
Hexane	0.16	0.075 J	0.57	0.26 J
2-Butanone (Methyl Ethyl Ketone)	0.80	0.14 J	2.4	0.41 J
Chloroform	0.16	Not Detected U	0.79	Not Detected U
Cyclohexane	0.16	Not Detected U	0.55	Not Detected U
1,2-Dichloropropane	0.16	Not Detected U	0.74	Not Detected U
1,4-Dioxane	0.16	Not Detected U	0.58	Not Detected U
cis-1,3-Dichloropropene	0.16	Not Detected U	0.73	Not Detected U
4-Methyl-2-pentanone	0.16	Not Detected U	0.66	Not Detected U
trans-1,3-Dichloropropene	0.16	Not Detected U	0.73	Not Detected U

Client Sample ID: BP-VPB129-AIR-101111

Lab ID#: 1110243-01A

MODIFIED EPA METHOD TO-15 GC/MS FULL SCAN

File Name:	e101810	Date of Collection: 10/12/11 2:00:00 PM
Dil. Factor:	1.61	Date of Analysis: 10/18/11 03:13 PM

Compound	Rpt. Limit (ppbv)	Amount (ppbv)	Rpt. Limit (ug/m3)	Amount (ug/m3)
Chlorobenzene	0.16	Not Detected U	0.74	Not Detected U
Styrene	0.16	Not Detected U	0.68	Not Detected U
1,3,5-Trimethylbenzene	0.16	Not Detected U	0.79	Not Detected U
1,2,4-Trimethylbenzene	0.16	Not Detected U	0.79	Not Detected U
alpha-Chlorotoluene	0.16	Not Detected U	0.83	Not Detected U
2,2,4-Trimethylpentane	0.16	Not Detected U	0.75	Not Detected U
tert-Butyl alcohol	0.80	Not Detected U	2.4	Not Detected U
Methylene Chloride	0.80	0.058 J	2.8	0.20 J
Hexachlorobutadiene	0.80	Not Detected U	8.6	Not Detected U
Ethanol	0.80	3.4	1.5	6.4
1,2,4-Trichlorobenzene	0.80	0.070 J	6.0	0.52 J

U = The analyte was analyzed for, but not detected. The associated numerical value is at or below the MDL.

J = Estimated value.

TENTATIVELY IDENTIFIED COMPOUNDS

Compound	CAS Number	Match Quality	Amount ((ppbv))
None Identified			

Container Type: 6 Liter Summa Canister (100% Certified)

Surrogates	%Recovery	Method Limits
4-Bromofluorobenzene	107	83-115
1,2-Dichloroethane-d4	117	68-134
Toluene-d8	96	89-109

Section 5
VPB 129 Chain of Custody Records

C 3519



TETRA TECH NUS, INC.

CHAIN OF CUSTODY

NUMBER N^o 028466

PAGE 1 OF 1

PROJECT NO: 112G00622		FACILITY: BETHPAGE 0U2		PROJECT MANAGER D BRAYACK		PHONE NUMBER 757 461 3824		LABORATORY NAME AND CONTACT: CHEMTECH/ HUMMLER			
SAMPLERS (SIGNATURE) <i>SJ Conti</i>				FIELD OPERATIONS LEADER S CONTI		PHONE NUMBER 412 551 2629		ADDRESS 284 SHEFFIELD ST.			
				CARRIER/WAYBILL NUMBER FED EX 8735 5966 0667				CITY, STATE MOUNTAINSIDE, NJ 07092			
STANDARD TAT <input type="checkbox"/> RUSH TAT <input type="checkbox"/> <input type="checkbox"/> 24 hr. <input type="checkbox"/> 48 hr. <input checked="" type="checkbox"/> 72 hr. <input type="checkbox"/> 7 day <input type="checkbox"/> 14 day				CONTAINER TYPE PLASTIC (P) or GLASS (G)		PRESERVATIVE USED		TYPE OF ANALYSIS VOC's (40 ml) TOC H ₂ O G			
DATE YEAR 2011	TIME	SAMPLE ID 72 HR FAX RESULTS		LOCATION ID	TOP DEPTH (FT)	BOTTOM DEPTH (FT)	MATRIX (GW, SO, SW, SD, QC, ETC.)				
8/24	1400	BP-VPB-TB-082411		TB	-	-	QC	G	2	2	
8/24	1510	BP-VPB129-GW-058		VPB 129	57	58	GW	G	2	2	
8/25	1035	BP-VPB129-GW-103		"	102	103	GW	G	2	2	
8/25	1315	BP-VPB129-GW-148		"	147	148	GW	G	2	2	
1. RELINQUISHED BY		<i>SJ Conti</i>		DATE	8/25/11	TIME	1600	1. RECEIVED BY		DATE	TIME
2. RELINQUISHED BY				DATE		TIME		2. RECEIVED BY		DATE	TIME
3. RELINQUISHED BY		<i>Fed Ex</i>		DATE	8/26/11	TIME	9:25	3. RECEIVED BY		DATE	TIME
										DATE	TIME
COMMENTS											

DISTRIBUTION: WHITE (ACCOMPANIES SAMPLE)

YELLOW (FIELD COPY)

PINK (FILE COPY)

Temp. 4°C
4/02R
FORM NO. TINUS-001

C3548



TETRA TECH NUS, INC.

CHAIN OF CUSTODY

NUMBER N^o 728467

PAGE 1 OF 1

PROJECT NO: 112G00622		FACILITY: BETHPAGE 0U2		PROJECT MANAGER D. BRAYACK		PHONE NUMBER 757 461 3824		LABORATORY NAME AND CONTACT: CHEMTECH / HUMMLER				
SAMPLERS (SIGNATURE) Sj Conti				FIELD OPERATIONS LEADER S CONTI		PHONE NUMBER 412 551 2629		ADDRESS 284 SHEFFIELD ST				
				CARRIERWAYBILL NUMBER FED Ex 8735 5966 0656				CITY, STATE MOUNTAINSIDE, NJ 07092				
STANDARD TAT <input type="checkbox"/> RUSH TAT <input type="checkbox"/> <input type="checkbox"/> 24 hr. <input type="checkbox"/> 48 hr. <input checked="" type="checkbox"/> 72 hr. <input type="checkbox"/> 7 day <input type="checkbox"/> 14 day				CONTAINER TYPE PLASTIC (P) or GLASS (G)		PRESERVATIVE USED		TYPE OF ANALYSIS VOC'S (40ml) 40C HEL G				
DATE YEAR 2011				72 HR FAX RESULTS		No. OF CONTAINERS						COMMENTS
TIME	SAMPLE ID	LOCATION ID	TOP DEPTH (FT)	BOTTOM DEPTH (FT)	MATRIX (GW, SO, SW, SD, QC, ETC.)	COLLECTION METHOD GRAB (G) COMP (C)						
8/26 0830	BP-VPB-TB-082611	TB	-	-	QC	G	2	2				
8/26 1020	BP-VPB129-GW-188	VPB 129	187	188	GW	G	2	2				
8/29 1035	BP-VPB129-GW-208	"	207	208	GW	G	2	2				
8/29 1215	BP-VPB129-GW-228	"	227	228	GW	G	2	2				
8/29 1410	BP-VPB129-GW-248	"	247	248	GW	G	2	2				
8/29 1600	BP-VPB129-GW-268	"	267	268	GW	G	2	2				
8/30 1030	BP-VPB129-GW-288	"	287	288	GW	G	2	2				
8/30	BP-VPB129-GW				GW	G						
1. RELINQUISHED BY Sj Conti				DATE 8/30/11	TIME 1600	1. RECEIVED BY FED EX			DATE	TIME		
2. RELINQUISHED BY				DATE	TIME	2. RECEIVED BY			DATE	TIME		
3. RELINQUISHED BY FedEx				DATE 8/31/11	TIME 9:15	3. RECEIVED BY Ben Turner			DATE	TIME		
COMMENTS											Temp. 4°C	

DISTRIBUTION: WHITE (ACCOMPANIES SAMPLE)

YELLOW (FIELD COPY)

PINK (FILE COPY)

FORM NO. TINUS-001

C 3574



TETRA TECH NUS, INC.

CHAIN OF CUSTODY

NUMBER **Nº 128468**

PAGE **1** OF **1**

PROJECT NO: 112G00622		FACILITY: BETHPAGE 002		PROJECT MANAGER D. BRAYACK		PHONE NUMBER 757 461 3824		LABORATORY NAME AND CONTACT: CHEMTECH / HUMMLER			
SAMPLERS (SIGNATURE) <i>Sglonti</i>				FIELD OPERATIONS LEADER S CONTI		PHONE NUMBER 412 551 2629		ADDRESS 284 SHEFFIELD ST			
				CARRIER/WAYBILL NUMBER FED Ex # 8735 5966 0645				CITY, STATE MOUNTAINSIDE, NJ 07092			
STANDARD TAT <input type="checkbox"/> RUSH TAT <input type="checkbox"/> <input type="checkbox"/> 24 hr. <input type="checkbox"/> 48 hr. <input checked="" type="checkbox"/> 72 hr. <input type="checkbox"/> 7 day <input type="checkbox"/> 14 day						CONTAINER TYPE PLASTIC (P) or GLASS (G)		TYPE OF ANALYSIS VOC's 40 ml 40C HCL S			
						PRESERVATIVE USED					
DATE YEAR	TIME	SAMPLE ID	LOCATION ID	TOP DEPTH (FT)	BOTTOM DEPTH (FT)	MATRIX (GW, SO, SW, SD, QC, ETC.)	COLLECTION METHOD GRAB (G) COMP (C)	NO. OF CONTAINERS		COMMENTS	
8/31	0900	BP-VPB-TB-083111	TB	-	-	QC	G	2	2		
8/31	1315	BP-VPB129-GW-328	VPB 129	327	328	GW	G	2	2		
9/1	1000	BP-VPB129-GW-348	"	347	348	GW	G	2	2		
9/1	1145	BP-VPB129-GW-368	"	367	368	GW	G	2	2		
9/1	1440	BP-VPB129-GW-388	"	387	388	GW	G	2	2		
1. RELINQUISHED BY		<i>Sglonti</i>		DATE	TIME	1. RECEIVED BY		DATE	TIME		
2. RELINQUISHED BY				DATE	TIME	FED EX		DATE	TIME		
3. RELINQUISHED BY		<i>Fed Ex</i>		DATE	TIME	3. RECEIVED BY		DATE	TIME		
				9-2-11	910	<i>[Signature]</i>		9-2-11	910		
COMMENTS											
<i>Temp! 3°C</i>											

DISTRIBUTION: WHITE (ACCOMPANIES SAMPLE)

YELLOW (FIELD COPY)

PINK (FILE COPY)

4/02R
FORM NO. TINUS-001



PROJECT NO: 112600622	FACILITY: BETHPAGE 002	PROJECT MANAGER D BRAYACK	PHONE NUMBER 757 461 3824	LABORATORY NAME AND CONTACT: CHEMTECH / HUMMLER
SAMPLERS (SIGNATURE) Sj Conti		FIELD OPERATIONS LEADER S CONTI	PHONE NUMBER 412 551 2629	ADDRESS 284 SHEFFIELD ST.
CARRIER/WAYBILL NUMBER FED EX 8735 5966 0634			CITY, STATE MOUNTAINSIDE NJ 07092	

STANDARD TAT
RUSH TAT
 24 hr. 48 hr. 72 hr. 7 day 14 day

DATE YEAR	TIME	SAMPLE ID	LOCATION ID	TOP DEPTH (FT)	BOTTOM DEPTH (FT)	MATRIX (GW, SO, SW, SD, QC, ETC.)	COLLECTION METHOD GRAB (G) COMP (C)	No. OF CONTAINERS	CONTAINER TYPE PLASTIC (P) or GLASS (G)		PRESERVATIVE USED	TYPE OF ANALYSIS	COMMENTS
									VOC	40C HCL G			
9/6	1000	BP-VPB-TB-090611	TB	-	-	QC	G	2	2				
9/6	1045	BP-VPB129-GW-408	VPB 129	407	408	GW	G	1	1				* SCREEN PORTION OF HP BROKE OFF
9/6	1245	BP-VPB129-GW-428	"	427	428	GW	G	2	2				
9/6	1530	BP-VPB129-GW-448	"	447	448	GW	G	2	2				
9/7	1000	BP-VPB129-GW-468	"	467	468	GW	G	2	2				
9/7	1210	BP-VPB129-GW-488	"	487	488	GW	G	2	2				
9/7	1440	BP-VPB129-GW-508	"	507	508	GW	G	2	2				
9/8	1015	BP-VPB129-GW-528	"	527	528	GW	G	2	2				
9/8	1210	BP-VPB129-GW-548	"	547	548	GW	G	2	2				
9/8	1420	BP-VPB129-GW-568	"	567	568	GW	G	1	1			← NOT ANALYZED. INSUFFICIENT SAMPLE VOLUME. 2/27/12 ESJ	
9/8	1000	BP-VPB129-SW-090811	SOURCE WATER	-	-	AQ	G	2	2			←	[SOURCE WATER HYDRANT.]

1. RELINQUISHED BY Sj Conti	DATE 9/8/11	TIME 1600	1. RECEIVED BY FED EX	DATE	TIME
2. RELINQUISHED BY	DATE	TIME	2. RECEIVED BY	DATE	TIME
3. RELINQUISHED BY Fed Ex	DATE 9/9/11	TIME 9:20	3. RECEIVED BY Van K...	DATE 9/9/11	TIME 9:20

COMMENTS: *** ONLY 1 VIAL-SCREEN OF HP BROKE OFF IN HOLE - REPRESENTATIVE** Temp. 4°C



PROJECT NO: 112G00622		FACILITY: BETHPAGE 002		PROJECT MANAGER D BRAYACK		PHONE NUMBER 757 461 3824		LABORATORY NAME AND CONTACT: CHEMTECH/HUMMLER				
SAMPLERS (SIGNATURE) SJ Conter				FIELD OPERATIONS LEADER S CONTI		PHONE NUMBER 412 551 2626		ADDRESS 384 SHEFFIELD ST.				
				CARRIER/WAYBILL NUMBER FED EX 8735 5966 0299				CITY, STATE MOUNTAINSIDE, NJ 07092				
STANDARD TAT <input type="checkbox"/> RUSH TAT <input type="checkbox"/> <input type="checkbox"/> 24 hr. <input type="checkbox"/> 48 hr. <input checked="" type="checkbox"/> 72 hr. <input type="checkbox"/> 7 day <input type="checkbox"/> 14 day						CONTAINER TYPE PLASTIC (P) or GLASS (G)		TYPE OF ANALYSIS VOC's (40ml) G 40% VOC's ORIGINAL LIST + 8 FROM NYSDAP G 40% VOC's ORIGINAL LIST G COMMENTS				
72 HR FAX RESULTS						PRESERVATIVE USED						
DATE YEAR	TIME	SAMPLE ID	LOCATION ID	TOP DEPTH (FT)	BOTTOM DEPTH (FT)	MATRIX (GW, SO, SW, SD, QC, ETC.)	COLLECTION METHOD GRAB (G) COMP (C)	No. OF CONTAINERS				
9/12	1030	BP-VPB-TB-091211	TB	-	-	QC	G	2	2			
9/12	1100	BP-VPB129-GW-588	VPB 129	587	588	GW	G	2	2			
9/12	1430	BP-VPB129-GW-608	"	607	608	GW	G	2	2			
9/13	SJC	BP-VPB129-GW-SJC										
9/14	1100	BP-VPB129-DM-140	VPB 129	-	140	DM	G	2	2	DRILLING MUD SAMPLE AT ~ 140 AFTER RE-INSERT OF TOOLS		
9/15	1300	OU2-IDW-BX4-091511	BOX 4	-	-	SO	G	1	1	YELLOW BND F/C SAND (MOIST) BOX 4 (IDW)		
9/15	1305	OU2-IDW-BX10-091511	BOX 10	-	-	SO	G	1	1	GRAY F/C SAND (MOIST) BOX 10 (IDW)		
										BOTH VPB-130 MATL.		
1. RELINQUISHED BY SJ Conter				DATE	TIME	1. RECEIVED BY FED EX				DATE	TIME	
2. RELINQUISHED BY				DATE	TIME	2. RECEIVED BY				DATE	TIME	
3. RELINQUISHED BY Fed Ex				DATE	TIME	3. RECEIVED BY Vin L...				DATE	TIME	
COMMENTS * CALL DAVE BRAYACK/ ERNIE WU WITH QUESTIONS												
DISTRIBUTION: WHITE (ACCOMPANIES SAMPLE)				YELLOW (FIELD COPY)				PINK (FILE COPY)				Temp: 30C



TETRA TECH NUS, INC.

CHAIN OF CUSTODY

NUMBER NO 028402

PAGE 1 OF 1 C3804

PROJECT NO: 112G00622		FACILITY: BETHPAGE OU2		PROJECT MANAGER D. BRAYACK		PHONE NUMBER 757 461 3824		LABORATORY NAME AND CONTACT: CHEMTECH/HUMMLER			
SAMPLERS (SIGNATURE) Sg Conti				FIELD OPERATIONS LEADER S CONTI		PHONE NUMBER 412 551 2629		ADDRESS 284 SHEFFIELD ST			
				CARRIER/WAYBILL NUMBER FED EX 8735 5966 0303				CITY, STATE MOUNTAINSIDE, NJ 07092			
STANDARD TAT <input type="checkbox"/> RUSH TAT <input type="checkbox"/> <input type="checkbox"/> 24 hr. <input type="checkbox"/> 48 hr. <input checked="" type="checkbox"/> 72 hr. <input type="checkbox"/> 7 day <input type="checkbox"/> 14 day				CONTAINER TYPE PLASTIC (P) or GLASS (G)		PRESERVATIVE USED		TYPE OF ANALYSIS VOCs (40ml) TOC (80E)			
DATE YEAR 2011		TIME 1100		72 HR FAX RESULTS		LOCATION ID					
DATE	TIME	SAMPLE ID	LOCATION ID	TOP DEPTH (FT)	BOTTOM DEPTH (FT)	MATRIX (GW, SO, SW, SD, QC, ETC.)	COLLECTION METHOD GRAB (G) COMP (C)	No. OF CONTAINERS	COMMENTS		
9/19	1100	BP-VPB-TB-091911	TB	-	-	QC	G	2	2		
9/19	1130	BP-VPB129-GW-628	VPB 129	627	628	GW	G	2	2		
9/19	1325	BP-VPB129-GW-648	"	647	648	GW	G	2	2		
9/19	1515	BP-VPB129-GW-668	"	667	668	GW	G	2	2		
9/20	1010	BP-VPB129-GW-688	"	687	688	GW	G	1	1		
9/20	1215	BP-VPB129-GW-708	"	707	708	GW	G	1	1		
9/20	1320	BP-VPB129-SB-728	"	727	728	SO	G	1	1	SOIL	
9/20	1530	BP-VPB129-GW-748	"	747	748	GW	G	2	2		
9/21	1030	BP-VPB129-GW-768	"	767	768	GW	G	2	2		
9/21	1315	BP-VPB129-GW-788	"	787	788	GW	G	2	2		
9/21	1420	BP-VPB129-SB-808	"	807	808	SO	G		1	SOIL	
9/22	1245	BP-VPB129-GW-848	"	847	848	GW	G	1	1	Temp: 4°C	
1. RELINQUISHED BY Sg Conti				DATE	TIME	1. RECEIVED BY FED EX				DATE	TIME
2. RELINQUISHED BY				DATE	TIME	2. RECEIVED BY				DATE	TIME
3. RELINQUISHED BY Fed Ex				DATE	TIME	3. RECEIVED BY Ken Rivers				DATE	TIME
COMMENTS											

DISTRIBUTION: WHITE (ACCOMPANIES SAMPLE)

YELLOW (FIELD COPY)

PINK (FILE COPY)

4/02R FORM NO. TtNUS-001



TETRA TECH NUS, INC.

CHAIN OF CUSTODY

NUMBER **Nº 1101**

PAGE **1** OF **1**

PROJECT NO: 112G00622		FACILITY: BETHPAGE 002		PROJECT MANAGER D BRAYACK		PHONE NUMBER 757 461 3824		LABORATORY NAME AND CONTACT: AIR TOXICS LTD / A. SCOTT			
SAMPLERS (SIGNATURE) <i>Sg Conti</i>		CTO 066		FIELD OPERATIONS LEADER S CONTI		PHONE NUMBER 412 551 26 29		ADDRESS 180-B BLUE RAVINE RD			
				CARRIER/WAYBILL NUMBER FED EX 8735 5966 0623		CITY, STATE FOLSOM, CA. 95630					
STANDARD TAT <input type="checkbox"/>		RUSH TAT <input type="checkbox"/>				CONTAINER TYPE PLASTIC (P) or GLASS (G)		TYPE OF ANALYSIS 8 HR SUMMA TO 15 A VOCS INITIAL FINAL COMMENTS			
<input type="checkbox"/> 24 hr. <input type="checkbox"/> 48 hr. <input type="checkbox"/> 72 hr. <input type="checkbox"/> 7 day <input type="checkbox"/> 14 day						PRESERVATIVE USED					
DATE YEAR	TIME	SAMPLE ID	LOCATION ID	TOP DEPTH (FT)	BOTTOM DEPTH (FT)	MATRIX (GW, SO, SW, SD, QC, ETC.)	COLLECTION METHOD GRAB (G) COMP (C)	No. OF CONTAINERS			
10/11	1200 → 1500	BP-VPB129-AIR-10111	TT 101D2	-	-	AIR	G	1	1	-30	CAN # 928
10/12	0900 → 1400									-6.5	OR 3662
										TAKEN DURING DRILLING AT TT-101D2 ~ 290' →	
										Set up at 2 Sep times to MAXIMIZE drilling times and depths.	
										Total Time 8 HRS	
										Final was -6.5	
										<i>SJC</i>	
										FED EX CUSTODY SEAL INTACT? Y N NONE TEL: NA	
1. RELINQUISHED BY <i>Sg Conti</i>		DATE 10/12/11		TIME 1630		1. RECEIVED BY FED EX		DATE		TIME	
2. RELINQUISHED BY		DATE		TIME		2. RECEIVED BY <i>John ATL</i>		DATE 10/13/11		TIME 0845	
3. RELINQUISHED BY		DATE		TIME		3. RECEIVED BY		DATE		TIME	
COMMENTS VPB-129 LOCATION (Original VP Boring)											

DISTRIBUTION:

WHITE (ACCOMPANIES SAMPLE)

YELLOW (FIELD COPY)

PINK (FILE COPY)

4/02R
FORM NO. TINUS-001

Section 6

VPB 129 Validation Letter and Table



TO: D. BRAYACK DATE: OCTOBER 3, 2011
FROM: L. GANSER COPIES: DV FILE
SUBJECT: ORGANIC DATA VALIDATION – VOC
NWIRP BETHPAGE, CTO 066
SAMPLE DELIVERY GROUP (SDG) C3519
SAMPLES: 4/Aqueous/VOC

BP-VPB-TB-082411 BP-VPB129-GW-058
BP-VPB129-GW-103 BP-VPB129-GW-148

Overview

The sample set for NWIRP Bethpage, CTO 066, SDG C3519 consists of three (3) environmental aqueous samples and one (1) trip blank. The samples were analyzed for volatile organic compounds (VOCs). No field duplicate pairs were included within this SDG.

The samples were collected on August 24-25, 2011 and analyzed by ChemTech. VOC analyses were conducted in accordance with EPA Method SW-846 8260B. The data contained in this SDG were validated with regard to the following parameters:

- * ● Data completeness
- * ● Holding times
- * ● GC/MS Tune
- * ● Initial/continuing calibrations
- * ● Laboratory Method Blank Results
- * ● Surrogate Recoveries
- * ● Laboratory Control Sample Recoveries
- * ● Internal Standard Recoveries
- * ● Compound Quantitation
- * ● Compound Identification
- * ● Detection Limits

The symbol (*) indicates that all quality control criteria were met for this parameter. Qualified analytical results are presented in Appendix A, results as reported by the laboratory are presented in Appendix B, Region II data validation forms are presented in Appendix C, and documentation supporting these findings is presented in Appendix D.

Volatile Organic Compounds

Continuing calibration %D was >20% for acetone and 1,1,1-trichloroethane on 9/01/2011 at 17:10. Positive and nondetected results for acetone and 1,1,1-trichloroethane were qualified as estimated, "J" and "UJ", respectively.

Additional Comments

Nondetected results are reported at the limit of detection (LOD).

Positive results below the limit of quantitation (LOQ) and above the detection limit were qualified as estimated, "J", due to uncertainty near the detection limit.

EXECUTIVE SUMMARY

Laboratory Performance Issues: Continuing calibration percent difference was greater than the quality control limit for acetone and 1,1,1-trichloroethane.


Other Factors Affecting Data Quality: None.

The data for these analyses were reviewed with reference to the EPA National Functional Guidelines for Organic Data Validation (10/99) and USEPA Region II Standard Operating Procedures for Validating Volatile Organic Compounds by SW-846 Method 8260B HW-24 Revision 2 (August 2008).

The text of this report has been formulated to address only those problem areas affecting data quality.



Tetra Tech NUS
Leanne Ganser
Data Validator



Tetra Tech NUS
Joseph A. Samchuck
Data Validation Quality Assurance Officer

Attachments:

1. Appendix A - Qualified Analytical Results
2. Appendix B - Results as Reported by the Laboratory
3. Appendix C - Region II Data Validation Forms
4. Appendix D - Support Documentation

Appendix A

Qualified Analytical Results

Data Validation Qualifier Codes:

- A = Lab Blank Contamination
- B = Field Blank Contamination
- C = Calibration Noncompliance (e.g. % RSDs, %Ds, ICVs, CCVs, RRFs, etc.)
- C01 = GC/MS Tuning Noncompliance
- D = MS/MSD Recovery Noncompliance
- E = LCS/LCSD Recovery Noncompliance
- F = Lab Duplicate Imprecision
- G = Field Duplicate Imprecision
- H = Holding Time Exceedance
- I = ICP Serial Dilution Noncompliance
- J = GFAA PDS-GFAA MSA's $r < 0.995$ / ICP PDS Recovery Noncompliance
- K = ICP Interference - includes ICS % R Noncompliance
- L = Instrument Calibration Range Exceedance
- M = Sample Preservation Noncompliance
- N = Internal Standard Noncompliance
- N01 = Internal Standard Recovery Noncompliance Dioxins
- N02 = Recovery Standard Noncompliance Dioxins
- N03 = Clean-up Standard Noncompliance Dioxins
- O = Poor Instrument Performance (e.g. base-line drifting)
- P = Uncertainty near detection limit ($< 2 \times$ IDL for inorganics and $<$ CRQL for organics)
- Q = Other problems (can encompass a number of issues; e.g. chromatography,interferences, etc.)
- R = Surrogates Recovery Noncompliance
- S = Pesticide/PCB Resolution
- T = % Breakdown Noncompliance for DDT and Endrin
- U = % Difference between columns/detectors $>25\%$ for positive results determined via GC/HPLC
- V = Non-linear calibrations; correlation coefficient $r < 0.995$
- W = EMPC result
- X = Signal to noise response drop
- Y = Percent solids $<30\%$
- Z = Uncertainty at 2 sigma deviation is greater than sample activity

PROJ_NO: 00622 SDG: C3519 FRACTION: OV MEDIA: WATER	NSAMPLE	BP-VPB129-GW-058			BP-VPB129-GW-103			BP-VPB129-GW-148			BP-VPB-TB-082411		
	LAB_ID	C3519-02			C3519-03			C3519-04			C3519-01		
	SAMP_DATE	8/24/2011			8/25/2011			8/25/2011			8/24/2011		
	QC_TYPE	NM			NM			NM			NM		
	UNITS	UG/L			UG/L			UG/L			UG/L		
	PCT_SOLIDS												
	DUP_OF												
PARAMETER	RESULT	VQL	QLCD	RESULT	VQL	QLCD	RESULT	VQL	QLCD	RESULT	VQL	QLCD	
1,1,1-TRICHLOROETHANE	0.5	UJ	C	0.5	UJ	C	0.5	UJ	C	0.5	UJ	C	
1,1,2,2-TETRACHLOROETHANE	0.5	U		0.5	U		0.5	U		0.5	U		
1,1,2-TRICHLOROETHANE	0.5	U		0.5	U		0.5	U		0.5	U		
1,1,2-TRICHLOROTRIFLUOROETHANE	0.5	U		0.5	U		0.5	U		0.5	U		
1,1-DICHLOROETHANE	0.5	U		0.5	U		1.6			0.5	U		
1,1-DICHLOROETHENE	0.5	U		0.5	U		0.5	U		0.5	U		
1,2,4-TRICHLOROBENZENE	0.5	U		0.5	U		0.5	U		0.5	U		
1,2-DIBROMO-3-CHLOROPROPANE	0.5	U		0.5	U		0.5	U		0.5	U		
1,2-DIBROMOETHANE	0.5	U		0.5	U		0.5	U		0.5	U		
1,2-DICHLOROBENZENE	0.5	U		0.5	U		0.5	U		0.5	U		
1,2-DICHLOROETHANE	0.5	U		0.5	U		8.1			0.5	U		
1,2-DICHLOROPROPANE	0.5	U		0.5	U		0.5	U		0.5	U		
1,3-DICHLOROBENZENE	0.5	U		0.5	U		0.5	U		0.5	U		
1,4-DICHLOROBENZENE	0.5	U		0.5	U		0.5	U		0.5	U		
2-BUTANONE	2.5	U		2.5	U		2.5	U		2.5	U		
2-HEXANONE	2.5	U		2.5	U		2.5	U		2.5	U		
4-METHYL-2-PENTANONE	2.5	U		2.5	U		2.5	U		2.5	U		
ACETONE	2.5	UJ	C	3.6	J	CP	2.5	UJ	C	2.5	UJ	C	
BENZENE	0.5	U		0.5	U		0.5	U		0.5	U		
BROMODICHLOROMETHANE	0.5	U		0.5	U		0.5	U		0.5	U		
BROMOFORM	0.5	U		0.5	U		0.5	U		0.5	U		
BROMOMETHANE	0.5	U		0.5	U		0.5	U		0.5	U		
CARBON DISULFIDE	0.5	U		0.5	U		0.5	U		0.5	U		
CARBON TETRACHLORIDE	0.5	U		0.5	U		0.5	U		0.5	U		
CHLOROBENZENE	0.5	U		0.5	U		0.5	U		0.5	U		
CHLORODIBROMOMETHANE	0.5	U		0.5	U		0.5	U		0.5	U		
CHLOROETHANE	0.5	U		0.5	U		0.5	U		0.5	U		
CHLOROFORM	0.9	J	P	0.5	U		0.5	U		0.5	U		
CHLOROMETHANE	0.5	U		0.5	U		0.5	U		0.5	U		
CIS-1,2-DICHLOROETHENE	0.5	U		0.5	U		1.4			0.5	U		
CIS-1,3-DICHLOROPROPENE	0.5	U		0.5	U		0.5	U		0.5	U		
CYCLOHEXANE	0.5	U		0.5	U		0.5	U		0.5	U		
DICHLORODIFLUOROMETHANE	0.5	U		0.5	U		0.5	U		0.5	U		
ETHYLBENZENE	0.5	U		0.5	U		0.5	U		0.5	U		
ISOPROPYLBENZENE	0.5	U		0.5	U		0.5	U		0.5	U		

PROJ_NO: 00622 SDG: C3519 FRACTION: OV MEDIA: WATER	NSAMPLE	BP-VPB129-GW-058			BP-VPB129-GW-103			BP-VPB129-GW-148			BP-VPB-TB-082411		
	LAB_ID	C3519-02			C3519-03			C3519-04			C3519-01		
	SAMP_DATE	8/24/2011			8/25/2011			8/25/2011			8/24/2011		
	QC_TYPE	NM			NM			NM			NM		
	UNITS	UG/L			UG/L			UG/L			UG/L		
	PCT_SOLIDS												
	DUP_OF												
PARAMETER	RESULT	VQL	QLCD	RESULT	VQL	QLCD	RESULT	VQL	QLCD	RESULT	VQL	QLCD	
M+P-XYLENES	1	U		1	U		1	U		1	U		
METHYL ACETATE	0.5	U		0.5	U		0.5	U		0.5	U		
METHYL CYCLOHEXANE	0.5	U		0.5	U		0.5	U		0.5	U		
METHYL TERT-BUTYL ETHER	0.5	U		0.5	U		2.9			0.5	U		
METHYLENE CHLORIDE	0.5	U		0.5	U		0.5	U		0.5	U		
O-XYLENE	0.5	U		0.5	U		0.5	U		0.5	U		
STYRENE	0.5	U		0.5	U		0.5	U		0.5	U		
TETRACHLOROETHENE	0.5	U		0.5	U		2			0.5	U		
TOLUENE	0.5	U		0.5	U		0.5	U		0.5	U		
TRANS-1,2-DICHLOROETHENE	0.5	U		0.5	U		0.5	U		0.5	U		
TRANS-1,3-DICHLOROPROPENE	0.5	U		0.5	U		0.5	U		0.5	U		
TRICHLOROETHENE	0.5	U		0.5	U		9.1			0.5	U		
TRICHLOROFLUOROMETHANE	0.5	U		0.5	U		0.5	U		0.5	U		
VINYL CHLORIDE	0.5	U		0.5	U		0.5	U		0.5	U		



TO: D. BRAYACK

DATE: OCTOBER 6, 2011

FROM: EDWARD SEDLMYER
SUBJECT: ORGANIC DATA VALIDATION – VOC
NWIRP BETHPAGE CTO 066
SDG C3548

COPIES: DV FILE

SAMPLES: 7 / Aqueous / VOC

BP-VPB-TB-082611
BP-VPB129-GW-228
BP-VPB129-GW-288

BP-VPB129-GW-188
BP-VPB129-GW-248

BP-VPB129-GW-208
BP-VPB129-GW-268

Overview

The sample set for NWIRP Bethpage, CTO 066, SDG C3548 consists of six (6) aqueous environmental samples and one (1) trip blank. The samples were analyzed for volatile organic compounds (VOC).

The samples were collected by Tetra Tech on August 26, 29, and 30, 2011 and analyzed by CHEMTECH. All analyses were conducted in accordance with EPA Method SW-846 8260B analytical and reporting protocols. The data contained in this SDG were validated with regard to the following parameters:

- * • Data completeness
- * • Holding times
- Initial/continuing calibrations
- * • GC/MS Tuning
- * • Laboratory Method Blank Results
- * • Surrogate Recoveries
- * • Matrix Spike / Matrix Spike Duplicate Recoveries
- * • Laboratory Control Sample Recoveries
- * • Internal Standard Recoveries
- * • Compound Quantitation
- * • Compound Identification
- * • Detection Limits

The symbol (*) indicates that all quality control criteria were met for this parameter. Qualified analytical results are presented in Appendix A, results as reported by the laboratory are presented in Appendix B, Region II data validation forms are presented in Appendix C, and documentation supporting these findings is presented in Appendix D.

Volatile Organic Compounds

Continuing calibration percent drift (%D) was greater than the 20% quality control limit for acetone on instrument MSVOA_G, on 09/06/11 at 12:49. The nondetected results reported for acetone were qualified as estimated (UJ), in all samples.

Sample BP-VPB129-GW-228 was analyzed at a 20 times dilution due to a concentration for trichloroethene greater than the linear range of the instrument. Trichloroethene was reported from diluted analysis and all other results were reported from the undiluted analysis.

Additional Comments

The results were reported to the limit of detection (LOD). Positive results below the limit of quantitation (LOQ) and above the detection limit (DL) were qualified as estimated, (J), due to uncertainty near the detection limit.


EXECUTIVE SUMMARY


Laboratory Performance Issues: Continuing calibration %D noncompliance for acetone resulted in the qualification of data.

Other Factors Affecting Data Quality: Positive results below the limit of quantitation (LOQ) and above the detection limit (DL) were qualified as estimated, (J), due to uncertainty near the detection limit.

The data for these analyses were reviewed with reference to the USEPA Region II Standard Operating Procedures for Validating Volatile Organic Compounds by SW-846 Method 8260B HW-24 Revision #2 (August 2008) and the Department of Defense (DoD) document entitled "Quality Systems Manual (QSM) for Environmental Laboratories" (April 2009).

The text of this report has been formulated to address only those problem areas affecting data quality.


TetraTech NUS
Edward Sedlmyer
Chemist/Data Validator


TetraTech NUS
Joseph A. Samchuck
Data Validation Quality Assurance Officer

Attachments:

1. Appendix A - Qualified Analytical Results
2. Appendix B - Results as Reported by the Laboratory
3. Appendix C - Region II Data Validation Forms
4. Appendix D - Support Documentation

Appendix A

Qualified Analytical Results

Qualifier Codes:

- A = Lab Blank Contamination
- B = Field Blank Contamination
- C = Calibration Noncompliance (i.e., % RSDs, %Ds, ICVs, CCVs, RRFs, etc.)
- C01 = GC/MS Tuning Noncompliance
- D = MS/MSD Recovery Noncompliance
- E = LCS/LCSD Recovery Noncompliance
- F = Lab Duplicate Imprecision
- G = Field Duplicate Imprecision
- H = Holding Time Exceedance
- I = ICP Serial Dilution Noncompliance
- J = ICP PDS Recovery Noncompliance; MSA's $r < 0.995$
- K = ICP Interference - includes ICS % R Noncompliance
- L = Instrument Calibration Range Exceedance
- M = Sample Preservation Noncompliance
- N = Internal Standard Noncompliance
- N01 = Internal Standard Recovery Noncompliance Dioxins
- N02 = Recovery Standard Noncompliance Dioxins
- N03 = Clean-up Standard Noncompliance Dioxins
- O = Poor Instrument Performance (i.e., base-time drifting)
- P = Uncertainty near detection limit ($< 2 \times$ IDL for inorganics and $< CRQL$ for organics)
- Q = Other problems (can encompass a number of issues; i.e. chromatography, interferences, etc.)
- R = Surrogates Recovery Noncompliance
- S = Pesticide/PCB Resolution
- T = % Breakdown Noncompliance for DDT and Endrin
- U = RPD between columns/detectors $> 40\%$ for positive results determined via GC/HPLC
- V = Non-linear calibrations; correlation coefficient $r < 0.995$
- W = EMPC result
- X = Signal to noise response drop
- Y = Percent solids $< 30\%$
- Z = Uncertainty at 2 sigma deviation is less than sample activity
- Z1 = Tentatively Identified Compound considered presumptively present
- Z2 = Tentatively Identified Compound column bleed

PROJ_NO: 00622 SDG: C3548 FRACTION: OV MEDIA: WATER	NSAMPLE	BP-VPB129-GW-188			BP-VPB129-GW-208			BP-VPB129-GW-228			BP-VPB129-GW-228DL		
	LAB_ID	C3548-02			C3548-03			C3548-04			C3548-04DL		
	SAMP_DATE	8/26/2011			8/29/2011			8/29/2011			8/29/2011		
	QC_TYPE	NM			NM			NM			NM		
	UNITS	UG/L			UG/L			UG/L			UG/L		
	PCT_SOLIDS	0.0			0.0			0.0			0.0		
	DUP_OF												
PARAMETER	RESULT	VQL	QLCD	RESULT	VQL	QLCD	RESULT	VQL	QLCD	RESULT	VQL	QLCD	
1,1,1-TRICHLOROETHANE	0.5	U		0.5	U		0.5	U					
1,1,2,2-TETRACHLOROETHANE	0.5	U		0.5	U		0.5	U					
1,1,2-TRICHLOROETHANE	0.5	U		0.5	U		0.5	U					
1,1,2-TRICHLOROTRIFLUOROETHANE	0.5	U		1.8			13						
1,1-DICHLOROETHANE	0.5	U		0.62	J	P	1.3						
1,1-DICHLOROETHENE	0.5	U		0.5	U		1.7						
1,2,4-TRICHLOROENZENE	0.5	U		0.5	U		0.5	U					
1,2-DIBROMO-3-CHLOROPROPANE	0.5	U		0.5	U		0.5	U					
1,2-DIBROMOETHANE	0.5	U		0.5	U		0.5	U					
1,2-DICHLOROENZENE	0.5	U		0.5	U		0.5	U					
1,2-DICHLOROETHANE	0.5	U		0.5	U		0.74	J	P				
1,2-DICHLOROPROPANE	0.5	U		0.5	U		0.5	U					
1,3-DICHLOROENZENE	0.5	U		0.5	U		0.5	U					
1,4-DICHLOROENZENE	0.5	U		0.5	U		0.5	U					
2-BUTANONE	2.5	U		2.5	U		2.5	U					
2-HEXANONE	2.5	U		2.5	U		2.5	U					
4-METHYL-2-PENTANONE	2.5	U		2.5	U		2.5	U					
ACETONE	2.5	UJ	C	2.5	UJ	C	2.5	UJ	C				
BENZENE	0.5	U		0.5	U		0.5	U					
BROMODICHLOROMETHANE	0.5	U		0.5	U		0.5	U					
BROMOFORM	0.5	U		0.5	U		0.5	U					
BROMOMETHANE	0.5	U		0.5	U		0.5	U					
CARBON DISULFIDE	0.5	U		0.5	U		0.5	U					
CARBON TETRACHLORIDE	0.5	U		0.5	U		0.5	U					
CHLOROENZENE	0.5	U		0.5	U		0.5	U					
CHLORODIBROMOMETHANE	0.5	U		0.5	U		0.5	U					
CHLOROETHANE	0.5	U		0.5	U		0.5	U					
CHLOROFORM	0.69	J	P	0.67	J	P	0.97	J	P				
CHLOROMETHANE	0.5	U		0.5	U		0.5	U					
CIS-1,2-DICHLOROETHENE	0.5	U		1.1			3.2						
CIS-1,3-DICHLOROPROPENE	0.5	U		0.5	U		0.5	U					
CYCLOHEXANE	0.5	U		0.5	U		0.5	U					
DICHLORODIFLUOROMETHANE	0.5	U		0.5	U		0.93	J	P				
ETHYLBENZENE	0.5	U		0.5	U		0.5	U					
ISOPROPYLBENZENE	0.5	U		0.5	U		0.5	U					

PROJ_NO: 00622 SDG: C3548 FRACTION: OV MEDIA: WATER	NSAMPLE	BP-VPB129-GW-248			BP-VPB129-GW-268			BP-VPB129-GW-288			BP-VPB-TB-082611		
	LAB_ID	C3548-05			C3548-06			C3548-07			C3548-01		
	SAMP_DATE	8/29/2011			8/29/2011			8/30/2011			8/26/2011		
	QC_TYPE	NM			NM			NM			NM		
	UNITS	UG/L			UG/L			UG/L			UG/L		
	PCT_SOLIDS	0.0			0.0			0.0			0.0		
	DUP_OF												
PARAMETER	RESULT	VQL	QLCD	RESULT	VQL	QLCD	RESULT	VQL	QLCD	RESULT	VQL	QLCD	
1,1,1-TRICHLOROETHANE	0.5	U		0.5	U		0.5	U		0.5	U		
1,1,2,2-TETRACHLOROETHANE	0.5	U		0.5	U		0.5	U		0.5	U		
1,1,2-TRICHLOROETHANE	0.5	U		0.5	U		0.5	U		0.5	U		
1,1,2-TRICHLOROTRIFLUOROETHANE	0.5	U		0.5	U		2.3			0.5	U		
1,1-DICHLOROETHANE	0.5	U		0.5	U		0.5	U		0.5	U		
1,1-DICHLOROETHENE	0.5	U		0.5	U		0.5	U		0.5	U		
1,2,4-TRICHLOROBENZENE	0.5	U		0.5	U		0.5	U		0.5	U		
1,2-DIBROMO-3-CHLOROPROPANE	0.5	U		0.5	U		0.5	U		0.5	U		
1,2-DIBROMOETHANE	0.5	U		0.5	U		0.5	U		0.5	U		
1,2-DICHLOROBENZENE	0.5	U		0.5	U		0.5	U		0.5	U		
1,2-DICHLOROETHANE	0.5	U		0.5	U		0.5	U		0.5	U		
1,2-DICHLOROPROPANE	0.5	U		0.5	U		0.5	U		0.5	U		
1,3-DICHLOROBENZENE	0.5	U		0.5	U		0.5	U		0.5	U		
1,4-DICHLOROBENZENE	0.5	U		0.5	U		0.5	U		0.5	U		
2-BUTANONE	2.5	U		2.5	U		2.5	U		2.5	U		
2-HEXANONE	2.5	U		2.5	U		2.5	U		2.5	U		
4-METHYL-2-PENTANONE	2.5	U		2.5	U		2.5	U		2.5	U		
ACETONE	2.5	UJ	C	2.5	UJ	C	2.5	UJ	C	2.5	UJ	C	
BENZENE	0.5	U		0.5	U		0.5	U		0.5	U		
BROMODICHLOROMETHANE	0.5	U		0.5	U		0.5	U		0.5	U		
BROMOFORM	0.5	U		0.5	U		0.5	U		0.5	U		
BROMOMETHANE	0.5	U		0.5	U		0.5	U		0.5	U		
CARBON DISULFIDE	0.5	U		0.5	U		1			0.5	U		
CARBON TETRACHLORIDE	0.5	U		0.5	U		0.5	U		0.5	U		
CHLOROBENZENE	0.5	U		0.5	U		0.5	U		0.5	U		
CHLORODIBROMOMETHANE	0.5	U		0.5	U		0.5	U		0.5	U		
CHLOROETHANE	0.5	U		0.5	U		0.5	U		0.5	U		
CHLOROFORM	0.5	U		0.5	U		0.5	U		0.5	U		
CHLOROMETHANE	0.5	U		0.5	U		0.5	U		0.5	U		
CIS-1,2-DICHLOROETHENE	0.5	U		0.5	U		0.5	U		0.5	U		
CIS-1,3-DICHLOROPROPENE	0.5	U		0.5	U		0.5	U		0.5	U		
CYCLOHEXANE	0.5	U		0.5	U		0.5	U		0.5	U		
DICHLORODIFLUOROMETHANE	0.5	U		0.5	U		0.5	U		0.5	U		
ETHYLBENZENE	0.5	U		0.5	U		0.5	U		0.5	U		
ISOPROPYLBENZENE	0.5	U		0.5	U		0.5	U		0.5	U		

PROJ_NO: 00622 SDG: C3548 FRACTION: OV MEDIA: WATER	NSAMPLE	BP-VPB129-GW-248			BP-VPB129-GW-268			BP-VPB129-GW-288			BP-VPB-TB-082611		
	LAB_ID	C3548-05			C3548-06			C3548-07			C3548-01		
	SAMP_DATE	8/29/2011			8/29/2011			8/30/2011			8/26/2011		
	QC_TYPE	NM			NM			NM			NM		
	UNITS	UG/L			UG/L			UG/L			UG/L		
	PCT_SOLIDS	0.0			0.0			0.0			0.0		
	DUP_OF												
PARAMETER	RESULT	VQL	QLCD	RESULT	VQL	QLCD	RESULT	VQL	QLCD	RESULT	VQL	QLCD	
M+P-XYLENES	1	U		1	U		1	U		1	U		
METHYL ACETATE	0.5	U		0.5	U		0.5	U		0.5	U		
METHYL CYCLOHEXANE	0.5	U		0.5	U		0.5	U		0.5	U		
METHYL TERT-BUTYL ETHER	2.8			0.5	U		0.5	U		0.5	U		
METHYLENE CHLORIDE	0.5	U		0.5	U		0.5	U		0.5	U		
O-XYLENE	0.5	U		0.5	U		0.5	U		0.5	U		
STYRENE	0.5	U		0.5	U		0.5	U		0.5	U		
TETRACHLOROETHENE	0.5	U		0.5	U		0.5	U		0.5	U		
TOLUENE	0.5	U		0.5	U		0.5	U		0.5	U		
TRANS-1,2-DICHLOROETHENE	0.5	U		0.5	U		0.5	U		0.5	U		
TRANS-1,3-DICHLOROPROPENE	0.5	U		0.5	U		0.5	U		0.5	U		
TRICHLOROETHENE	0.78	J	P	0.5	U		0.5	U		0.5	U		
TRICHLOROFLUOROMETHANE	0.5	U		0.5	U		0.5	U		0.5	U		
VINYL CHLORIDE	0.5	U		0.5	U		0.5	U		0.5	U		

PROJ_NO: 00622 SDG: C3548 FRACTION: OV MEDIA: WATER	NSAMPLE	BP-VPB129-GW-188			BP-VPB129-GW-208			BP-VPB129-GW-228			BP-VPB129-GW-228DL		
	LAB_ID	C3548-02			C3548-03			C3548-04			C3548-04DL		
	SAMP_DATE	8/26/2011			8/29/2011			8/29/2011			8/29/2011		
	QC_TYPE	NM			NM			NM			NM		
	UNITS	UG/L			UG/L			UG/L			UG/L		
	PCT_SOLIDS	0.0			0.0			0.0			0.0		
	DUP_OF												
PARAMETER	RESULT	VQL	QLCD	RESULT	VQL	QLCD	RESULT	VQL	QLCD	RESULT	VQL	QLCD	
M+P-XYLENES	1	U		1	U		1	U					
METHYL ACETATE	0.5	U		0.5	U		0.5	U					
METHYL CYCLOHEXANE	0.5	U		0.5	U		0.5	U					
METHYL TERT-BUTYL ETHER	35			37			0.5	U					
METHYLENE CHLORIDE	0.5	U		0.5	U		0.5	U					
O-XYLENE	0.5	U		0.5	U		0.5	U					
STYRENE	0.5	U		0.5	U		0.5	U					
TETRACHLOROETHENE	0.76	J	P	1.8			3.6						
TOLUENE	0.5	U		0.5	U		0.5	U					
TRANS-1,2-DICHLOROETHENE	0.5	U		0.5	U		0.5	U					
TRANS-1,3-DICHLOROPROPENE	0.5	U		0.5	U		0.5	U					
TRICHLOROETHENE	19			57						220			
TRICHLOROFLUOROMETHANE	0.5	U		0.5	U		0.5	U					
VINYL CHLORIDE	0.5	U		0.5	U		0.5	U					



TO: D. BRAYACK **DATE:** OCTOBER 7, 2011

FROM: EDWARD SEDLMYER **COPIES:** DV FILE

SUBJECT: ORGANIC DATA VALIDATION – VOC
NWIRP BETHPAGE CTO 066
SDG C3574

SAMPLES: 5 / Aqueous / VOC

BP-VPB-TB-083111 BP-VPB129-GW-328 BP-VPB129-GW-348
BP-VPB129-GW-368 BP-VPB129-GW-388

Overview

The sample set for NWIRP Bethpage, CTO 066, SDG C3574 consists of four (4) aqueous environmental samples and one (1) trip blank. The samples were analyzed for volatile organic compounds (VOC).

The samples were collected by Tetra Tech on August 31 and September 1, 2011 and analyzed by CHEMTECH. All analyses were conducted in accordance with EPA Method SW-846 8260B analytical and reporting protocols. The data contained in this SDG were validated with regard to the following parameters:

- * • Data completeness
- * • Holding times
- Initial/continuing calibrations
- * • GC/MS Tuning
- * • Laboratory Method Blank Results
- * • Surrogate Recoveries
- * • Matrix Spike / Matrix Spike Duplicate Recoveries
- * • Laboratory Control Sample Recoveries
- * • Internal Standard Recoveries
- * • Compound Quantitation
- * • Compound Identification
- * • Detection Limits

The symbol (*) indicates that all quality control criteria were met for this parameter. Qualified analytical results are presented in Appendix A, results as reported by the laboratory are presented in Appendix B, Region II data validation forms are presented in Appendix C, and documentation supporting these findings is presented in Appendix D.

Volatile Organic Compounds

Continuing calibration percent difference for cis-1,3-dichloropropene and the percent drift for 2-hexanone were greater than the 20% quality control limit on instrument MSVOA_G, on 09/07/11 at 11:37. The nondetected results reported for cis-1,3-dichloropropene and 2-hexanone were qualified as estimated (UJ), in all samples.

Additional Comments

The results were reported to the limit of detection (LOD). Positive results below the limit of quantitation (LOQ) and above the detection limit (DL) were qualified as estimated, (J), due to uncertainty near the detection limit.


EXECUTIVE SUMMARY


Laboratory Performance Issues: Continuing calibration %D noncompliance for cis-1,3-dichloropropene and 2-hexanone resulted in the qualification of data.

Other Factors Affecting Data Quality: Positive results below the limit of quantitation (LOQ) and above the detection limit (DL) were qualified as estimated, (J), due to uncertainty near the detection limit.

The data for these analyses were reviewed with reference to the USEPA Region II Standard Operating Procedures for Validating Volatile Organic Compounds by SW-846 Method 8260B HW-24 Revision #2 (August 2008) and the Department of Defense (DoD) document entitled "Quality Systems Manual (QSM) for Environmental Laboratories" (April 2009).

The text of this report has been formulated to address only those problem areas affecting data quality.


TetraTech NUS
Edward Sedlmyer
Chemist/Data Validator


TetraTech NUS
Joseph A. Samchuck
Data Validation Quality Assurance Officer

Attachments:

1. Appendix A - Qualified Analytical Results
2. Appendix B - Results as Reported by the Laboratory
3. Appendix C - Region II Data Validation Forms
4. Appendix D - Support Documentation

Appendix A

Qualified Analytical Results

Qualifier Codes:

- A = Lab Blank Contamination
- B = Field Blank Contamination
- C = Calibration Noncompliance (i.e., % RSDs, %Ds, ICVs, CCVs, RRFs, etc.)
- C01 = GC/MS Tuning Noncompliance
- D = MS/MSD Recovery Noncompliance
- E = LCS/LCSD Recovery Noncompliance
- F = Lab Duplicate Imprecision
- G = Field Duplicate Imprecision
- H = Holding Time Exceedance
- I = ICP Serial Dilution Noncompliance
- J = ICP PDS Recovery Noncompliance; MSA's $r < 0.995$
- K = ICP Interference - includes ICS % R Noncompliance
- L = Instrument Calibration Range Exceedance
- M = Sample Preservation Noncompliance
- N = Internal Standard Noncompliance
- N01 = Internal Standard Recovery Noncompliance Dioxins
- N02 = Recovery Standard Noncompliance Dioxins
- N03 = Clean-up Standard Noncompliance Dioxins
- O = Poor Instrument Performance (i.e., base-time drifting)
- P = Uncertainty near detection limit ($< 2 \times$ IDL for inorganics and $<$ CRQL for organics)
- Q = Other problems (can encompass a number of issues; i.e. chromatography, interferences, etc.)
- R = Surrogates Recovery Noncompliance
- S = Pesticide/PCB Resolution
- T = % Breakdown Noncompliance for DDT and Endrin
- U = RPD between columns/detectors $>40\%$ for positive results determined via GC/HPLC
- V = Non-linear calibrations; correlation coefficient $r < 0.995$
- W = EMPC result
- X = Signal to noise response drop
- Y = Percent solids $<30\%$
- Z = Uncertainty at 2 sigma deviation is less than sample activity
- Z1 = Tentatively Identified Compound considered presumptively present
- Z2 = Tentatively Identified Compound column bleed

PROJ_NO: 00622 SDG: C3574 FRACTION: OV MEDIA: WATER	NSAMPLE	BP-VPB129-GW-328			BP-VPB129-GW-348			BP-VPB129-GW-368			BP-VPB129-GW-388		
	LAB_ID	C3574-02			C3574-03			C3574-04			C3574-05		
	SAMP_DATE	8/31/2011			9/1/2011			9/1/2011			9/1/2011		
	QC_TYPE	NM			NM			NM			NM		
	UNITS	UG/L			UG/L			UG/L			UG/L		
	PCT_SOLIDS	0.0			0.0			0.0			0.0		
DUP_OF													
PARAMETER	RESULT	VQL	QLCD	RESULT	VQL	QLCD	RESULT	VQL	QLCD	RESULT	VQL	QLCD	
1,1,1-TRICHLOROETHANE	0.5	U		0.5	U		0.5	U		0.5	U		
1,1,2,2-TETRACHLOROETHANE	0.5	U		0.5	U		0.5	U		0.5	U		
1,1,2-TRICHLOROETHANE	0.5	J	P	0.5	U		0.5	U		0.5	U		
1,1,2-TRICHLOROTRIFLUOROETHANE	30			3.6			1.2			0.5	U		
1,1-DICHLOROETHANE	2			0.5	U		0.5	U		0.5	U		
1,1-DICHLOROETHENE	6.5			1.1			0.5	U		0.5	U		
1,2,4-TRICHLOROBENZENE	0.5	U		0.5	U		0.5	U		0.5	U		
1,2-DIBROMO-3-CHLOROPROPANE	0.5	U		0.5	U		0.5	U		0.5	U		
1,2-DIBROMOETHANE	0.5	U		0.5	U		0.5	U		0.5	U		
1,2-DICHLOROBENZENE	0.5	U		0.5	U		0.5	U		0.5	U		
1,2-DICHLOROETHANE	0.5	U		0.5	U		0.5	U		0.5	U		
1,2-DICHLOROPROPANE	0.5	U		0.5	U		0.5	U		0.5	U		
1,3-DICHLOROBENZENE	0.5	U		0.5	U		0.5	U		0.5	U		
1,4-DICHLOROBENZENE	0.5	U		0.5	U		0.5	U		0.5	U		
2-BUTANONE	2.5	U		2.5	U		2.5	U		2.5	U		
2-HEXANONE	2.5	UJ	C	2.5	UJ	C	2.5	UJ	C	2.5	UJ	C	
4-METHYL-2-PENTANONE	2.5	U		2.5	U		2.5	U		2.5	U		
ACETONE	2.5	U		2.5	U		2.5	U		1.9	J	P	
BENZENE	0.5	U		0.5	U		0.5	U		0.5	U		
BROMODICHLOROMETHANE	0.5	U		0.5	U		0.5	U		0.5	U		
BROMOFORM	0.5	U		0.5	U		0.5	U		0.5	U		
BROMOMETHANE	0.5	U		0.5	U		0.5	U		0.5	U		
CARBON DISULFIDE	0.5	U		0.5	U		0.5	U		0.5	U		
CARBON TETRACHLORIDE	0.5	U		0.5	U		0.5	U		0.5	U		
CHLOROBENZENE	0.5	U		0.5	U		0.5	U		0.5	U		
CHLORODIBROMOMETHANE	0.5	U		0.5	U		0.5	U		0.5	U		
CHLOROETHANE	0.5	U		0.5	U		0.5	U		0.5	U		
CHLOROFORM	1.4			0.5	U		0.5	U		0.5	U		
CHLOROMETHANE	0.5	U		0.6	J	P	0.5	U		0.5	U		
CIS-1,2-DICHLOROETHENE	6			1.2			0.6	J	P	0.5	U		
CIS-1,3-DICHLOROPROPENE	0.5	UJ	C	0.5	UJ	C	0.5	UJ	C	0.5	UJ	C	
CYCLOHEXANE	0.5	U		0.5	U		0.5	U		0.5	U		
DICHLORODIFLUOROMETHANE	1.4			0.5	U		0.5	U		0.5	U		
ETHYLBENZENE	0.5	U		0.5	U		0.5	U		0.5	U		
ISOPROPYLBENZENE	0.5	U		0.5	U		0.5	U		0.5	U		

PROJ_NO: 00622	NSAMPLE	BP-VPB-TB-083111		
SDG: C3574	LAB_ID	C3574-01		
FRACTION: OV	SAMP_DATE	8/31/2011		
MEDIA: WATER	QC_TYPE	NM		
	UNITS	UG/L		
	PCT_SOLIDS	0.0		
	DUP_OF			
PARAMETER	RESULT	VQL	QLCD	
1,1,1-TRICHLOROETHANE	0.5	U		
1,1,2,2-TETRACHLOROETHANE	0.5	U		
1,1,2-TRICHLOROETHANE	0.5	U		
1,1,2-TRICHLOROTRIFLUOROETHANE	0.5	U		
1,1-DICHLOROETHANE	0.5	U		
1,1-DICHLOROETHENE	0.5	U		
1,2,4-TRICHLOROBENZENE	0.5	U		
1,2-DIBROMO-3-CHLOROPROPANE	0.5	U		
1,2-DIBROMOETHANE	0.5	U		
1,2-DICHLOROBENZENE	0.5	U		
1,2-DICHLOROETHANE	0.5	U		
1,2-DICHLOROPROPANE	0.5	U		
1,3-DICHLOROBENZENE	0.5	U		
1,4-DICHLOROBENZENE	0.5	U		
2-BUTANONE	2.5	U		
2-HEXANONE	2.5	UJ	C	
4-METHYL-2-PENTANONE	2.5	U		
ACETONE	2.5	U		
BENZENE	0.5	U		
BROMODICHLOROMETHANE	0.5	U		
BROMOFORM	0.5	U		
BROMOMETHANE	0.5	U		
CARBON DISULFIDE	0.5	U		
CARBON TETRACHLORIDE	0.5	U		
CHLOROBENZENE	0.5	U		
CHLORODIBROMOMETHANE	0.5	U		
CHLOROETHANE	0.5	U		
CHLOROFORM	0.5	U		
CHLOROMETHANE	0.5	U		
CIS-1,2-DICHLOROETHENE	0.5	U		
CIS-1,3-DICHLOROPROPENE	0.5	UJ	C	
CYCLOHEXANE	0.5	U		
DICHLORODIFLUOROMETHANE	0.5	U		
ETHYLBENZENE	0.5	U		
ISOPROPYLBENZENE	0.5	U		

PROJ_NO: 00622 SDG: C3574 FRACTION: OV MEDIA: WATER	NSAMPLE	BP-VPB129-GW-328			BP-VPB129-GW-348			BP-VPB129-GW-368			BP-VPB129-GW-388		
	LAB_ID	C3574-02			C3574-03			C3574-04			C3574-05		
	SAMP_DATE	8/31/2011			9/1/2011			9/1/2011			9/1/2011		
	QC_TYPE	NM			NM			NM			NM		
	UNITS	UG/L			UG/L			UG/L			UG/L		
	PCT_SOLIDS	0.0			0.0			0.0			0.0		
	DUP_OF												
PARAMETER	RESULT	VQL	QLCD	RESULT	VQL	QLCD	RESULT	VQL	QLCD	RESULT	VQL	QLCD	
M+P-XYLENES	1	U		1	U		1	U		1	U		
METHYL ACETATE	0.5	U		0.5	U		0.5	U		0.5	U		
METHYL CYCLOHEXANE	0.5	U		0.5	U		0.5	U		0.5	U		
METHYL TERT-BUTYL ETHER	0.5	U		0.5	U		0.5	U		0.5	U		
METHYLENE CHLORIDE	0.5	U		0.5	U		0.5	U		0.5	U		
O-XYLENE	0.5	U		0.5	U		0.5	U		0.5	U		
STYRENE	0.5	U		0.5	U		0.5	U		0.5	U		
TETRACHLOROETHENE	0.5	U		0.5	U		0.5	U		0.5	U		
TOLUENE	0.5	U		0.5	U		0.5	U		0.5	U		
TRANS-1,2-DICHLOROETHENE	0.5	U		0.5	U		0.5	U		0.5	U		
TRANS-1,3-DICHLOROPROPENE	0.5	U		0.5	U		0.5	U		0.5	U		
TRICHLOROETHENE	96			16			5			0.5	U		
TRICHLOROFLUOROMETHANE	0.5	U		0.5	U		0.5	U		0.5	U		
VINYL CHLORIDE	0.7	J	P	0.5	U		0.5	U		0.5	U		

PROJ_NO: 00622	NSAMPLE	BP-VPB-TB-083111		
SDG: C3574	LAB_ID	C3574-01		
FRACTION: OV	SAMP_DATE	8/31/2011		
MEDIA: WATER	QC_TYPE	NM		
	UNITS	UG/L		
	PCT_SOLIDS	0.0		
	DUP_OF			
PARAMETER	RESULT	VQL	QLCD	
M+P-XYLENES	1	U		
METHYL ACETATE	0.5	U		
METHYL CYCLOHEXANE	0.5	U		
METHYL TERT-BUTYL ETHER	0.5	U		
METHYLENE CHLORIDE	0.5	U		
O-XYLENE	0.5	U		
STYRENE	0.5	U		
TETRACHLOROETHENE	0.5	U		
TOLUENE	0.5	U		
TRANS-1,2-DICHLOROETHENE	0.5	U		
TRANS-1,3-DICHLOROPROPENE	0.5	U		
TRICHLOROETHENE	0.5	U		
TRICHLOROFLUOROMETHANE	0.5	U		
VINYL CHLORIDE	0.5	U		



TO: D. BRAYACK DATE: OCTOBER 31, 2011

FROM: JOSEPH KALINYAK COPIES: DV FILE

SUBJECT: ORGANIC DATA VALIDATION – VOC
 NWIRP BETHPAGE CTO 066
 SDG C3640

SAMPLES: 8 / Aqueous / VOC

BP-ANY-DUP-090811 BP-ANY-N08480_C3640 BP-ANY-N09338_C3640
 BP-ANY-TB-090811 BP-VPB-TB-090611 BP-VPB129-GW-408
 BP-VPB129-GW-508 BP-VPB129-SW-090811

6 / Groundwater (analyzed as Soils due to sediment) / VOC

BP-VPB129-GW-428 BP-VPB129-GW-448 BP-VPB129-GW-468
 BP-VPB129-GW-488 BP-VPB129-GW-528 BP-VPB129-GW-548

Overview

The sample set for NWIRP Bethpage, CTO 066, SDG C3640 consisted of fourteen (14) aqueous samples including two (2) aqueous QC trip blank samples. Six (6) groundwater samples were analyzed as soil samples due to significant sediment content. The eight (8) aqueous samples and six (6) groundwater-sediment samples were analyzed for volatile organic compounds (VOC) as listed above. One (1) field duplicate sample pair was included with this Sample Delivery Group (SDG): BP-ANY-DUP-090811 / BP-ANY-N08480_C3640. The six (6) groundwater samples analyzed as soils by the laboratory had results reported in soil units of µg/kg corrected for percent solids/moisture content to a dry weight basis.

The samples were collected by Tetra Tech on September 6, 7, and 8, 2011 and analyzed by ChemTech laboratory. All analyses were conducted in accordance with EPA Methods SW-846 8260B VOC method analytical and reporting protocols. The data contained in this SDG were validated with regard to the following parameters:

- * • Data completeness
- * • Hold times
- * • GC/MS System Tuning and Performance
- Initial/continuing Calibrations
- * • Blank Results
- * • Laboratory Control Sample Recovery
- * • Matrix Spike/Matrix Spike Duplicate Recoveries
- Surrogate Spike Recoveries
- Internal Standard Recoveries
- * • Compound Identification
- * • Compound Quantitation
- * • Detection Limits

The symbol (*) indicates that all quality control criteria were met for this parameter. Qualified analytical results are presented in Appendix A, results as reported by the laboratory are presented in Appendix B, Region II data validation forms are presented in Appendix C, and documentation supporting these findings is

presented in Appendix D.

VOC

The surrogate %Rs were less than the quality control limit for 4-bromofluorobenzene for the samples as listed below.

Affecting samples: BP-VPB129-GW-448, BP-VPB129-GW-468, BP-VPB129-GW-488, BP-VPB129-GW-528, and BP-VPB129-GW-548, and the re-analysis of these samples

Action: The samples were re-analyzed with similar surrogate %Rs less than the quality control limit. As the sample re-analyses had no improvement in the surrogate %Rs, the initial sample analysis results were reported. The positive and non-detected analyte results for the samples were qualified estimated, (J) and (UJ), respectively.

The continuing calibration verification (CCV) percent difference (%D) was greater than the 20% quality control limit for 2-hexanone for instrument MSVOAF on 09/14/11 @ 10:49.

Affecting samples: The re-analysis of samples - BP-VPB129-GW-468, BP-VPB129-GW-488, BP-VPB129-GW-528, and BP-VPB129-GW-548

Action: No validation action was taken as the re-analysis results for the samples were not reported.

The surrogate %Rs were greater than the quality control limit for 1,2-dichloroethane-d4 and dibromofluoromethane for the sample as listed below. Insufficient sample volume was available for sample re-analysis.

Affecting sample: BP-VPB129-GW-408

Action: The sample positive analyte results were qualified estimated, (J). The non-detected VOC results were not qualified.

The internal standard recoveries were less than the quality control limit for pentafluorobenzene and 1,4-dichlorobenzene-d4 for the soil sample as listed below. Insufficient sample volume was available for sample re-analysis.

Affecting samples: BP-VPB129-GW-408

Action: The positive and non-detected VOC results associated with the internal standards for the sample were qualified estimated, (J) and (UJ), respectively.

Additional Comments

Sample VOC analyte results were reported to the LOD.

Positive results below the limit of quantitation (LOQ) and above the detection limit were qualified as estimated, (J), due to uncertainty near the detection limit.

Sample BP-VPB129-GW-508 was analyzed both undiluted and diluted 10X. Only the trichloroethene result was reported from the 10X dilution.

EXECUTIVE SUMMARY

Laboratory Performance Issues: VOC sample analyte results were qualified for internal standard and surrogate %R quality control limit non-compliances.

Other Factors Affecting Data Quality: Positive results below the limit of quantitation (LOQ) and above the detection limit were qualified as estimated, (J), due to uncertainty near the detection limit.


TO: D. BRAYACK
SDG: C3640

PAGE: 3

The data for these analyses were reviewed with reference to the SOP #HW-24 Revision #2, August 2008, USEPA Region II Hazardous Waste Support Branch Validating Volatile Organic Compounds by Gas Chromatography/Mass Spectrometry SW-846 Method 8260B (August 2006), and the Department of Defense (DoD) document entitled "Quality Systems Manual (QSM) for Environmental Laboratories" (April 2009).



TetraTech NUS
Joseph Kalinyak
Chemist/Data Validator



TetraTech NUS
Joseph A. Samchuck
Data Validation Quality Assurance Officer

Attachments:

- Appendix A - Qualified Analytical Results
- Appendix B - Results as Reported by the Laboratory
- Appendix C - Region II Data Validation Forms
- Appendix D - Support Documentation

Appendix A

Qualified Analytical Results

Value Qualifier Key (Val Qual)

J – The result is an estimated quantity. The associated numerical value is the approximate concentration of the analyte in the sample.

UJ – The result is an estimated non-detected quantity. The associated numerical value is the approximate concentration of the analyte in the sample.

U - Value is a non-detect as reported by the laboratory.

UR – Non-detected result is considered rejected, (UR), as a result of technical non-compliances.

DATA QUALIFICATION CODE (QUAL CODE)

Qualifier Codes:

- A = Lab Blank Contamination
- B = Field Blank Contamination
- C = Calibration Noncompliance (i.e., % RSDs, %Ds, ICVs, CCVs, RRFs, etc.)
- C01 = GC/MS Tuning Noncompliance
- D = MS/MSD Recovery Noncompliance
- E = LCS/LCSD Recovery Noncompliance
- F = Lab Duplicate Imprecision
- G = Field Duplicate Imprecision
- H = Holding Time Exceedance
- I = ICP Serial Dilution Noncompliance
- J = ICP PDS Recovery Noncompliance; MSA's $r < 0.995$
- K = ICP Interference - includes ICS % R Noncompliance
- L = Instrument Calibration Range Exceedance
- M = Sample Preservation Noncompliance
- N = Internal Standard Noncompliance
- N01 = Internal Standard Recovery Noncompliance Dioxins
- N02 = Recovery Standard Noncompliance Dioxins
- N03 = Clean-up Standard Noncompliance Dioxins
- O = Poor Instrument Performance (i.e., base-time drifting)
- P = Uncertainty near detection limit ($< 2 \times$ IDL for inorganics and $<$ CRQL for organics)
Other problems (can encompass a number of issues;
- Q = i.e.chromatography,interferences, etc.)
- R = Surrogates Recovery Noncompliance
- S = Pesticide/PCB Resolution
- T = % Breakdown Noncompliance for DDT and Endrin
- U = RPD between columns/detectors $>40\%$ for positive results determined via GC/HPLC
- V = Non-linear calibrations; correlation coefficient $r < 0.995$
- W = EMPC result
- X = Signal to noise response drop
- Y = Percent solids $<30\%$
- Z = Uncertainty at 2 sigma deviation is less than sample activity
- Z1 = Tentatively Identified Compound considered presumptively present
- Z2 = Tentatively Identified Compound column bleed

PROJ_NO: 00622 SDG: C3640 FRACTION: OV MEDIA: WATER	NSAMPLE	BP-ANY-DUP-090811			BP-ANY-N08480_C3640			BP-ANY-N09338_C3640			BP-ANY-TB-090811		
	LAB_ID	C3640-04			C3640-03			C3640-02			C3640-01		
	SAMP_DATE	9/8/2011			9/8/2011			9/8/2011			9/8/2011		
	QC_TYPE	NM			NM			NM			NM		
	UNITS	UG/L			UG/L			UG/L			UG/L		
	PCT_SOLIDS	0.0			0.0			0.0			0.0		
	DUP_OF	BP-ANY-N08480_C3640											
PARAMETER	RESULT	VQL	QLCD	RESULT	VQL	QLCD	RESULT	VQL	QLCD	RESULT	VQL	QLCD	
1,1,1-TRICHLOROETHANE	0.5	U		0.5	U		0.5	U		0.5	U		
1,1,2,2-TETRACHLOROETHANE	0.5	U		0.5	U		0.5	U		0.5	U		
1,1,2-TRICHLOROETHANE	0.5	U		0.5	U		0.5	U		0.5	U		
1,1,2-TRICHLOROTRIFLUOROETHANE	0.5	U		0.5	U		0.5	U		0.5	U		
1,1-DICHLOROETHANE	0.5	U		0.5	U		0.5	U		0.5	U		
1,1-DICHLOROETHENE	0.5	U		0.5	U		0.5	U		0.5	U		
1,2,4-TRICHLOROENZENE	0.5	U		0.5	U		0.5	U		0.5	U		
1,2-DIBROMO-3-CHLOROPROPANE	0.5	U		0.5	U		0.5	U		0.5	U		
1,2-DIBROMOETHANE	0.5	U		0.5	U		0.5	U		0.5	U		
1,2-DICHLOROENZENE	0.5	U		0.5	U		0.5	U		0.5	U		
1,2-DICHLOROETHANE	0.5	U		0.5	U		0.5	U		0.5	U		
1,2-DICHLOROPROPANE	0.5	U		0.5	U		0.5	U		0.5	U		
1,3-DICHLOROENZENE	0.5	U		0.5	U		0.5	U		0.5	U		
1,4-DICHLOROENZENE	0.5	U		0.5	U		0.5	U		0.5	U		
2-BUTANONE	2.5	U		2.5	U		2.5	U		2.5	U		
2-HEXANONE	2.5	U		2.5	U		2.5	U		2.5	U		
4-METHYL-2-PENTANONE	2.5	U		2.5	U		2.5	U		2.5	U		
ACETONE	2.5	U		2.5	U		2.5	U		2.5	U		
BENZENE	0.5	U		0.5	U		0.5	U		0.5	U		
BROMODICHLOROMETHANE	0.5	U		0.5	U		0.5	U		0.5	U		
BROMOFORM	0.5	U		0.5	U		0.5	U		0.5	U		
BROMOMETHANE	0.5	U		0.5	U		0.5	U		0.5	U		
CARBON DISULFIDE	0.5	U		0.5	U		0.5	U		0.5	U		
CARBON TETRACHLORIDE	0.5	U		0.5	U		0.5	U		0.5	U		
CHLOROENZENE	0.5	U		0.5	U		0.5	U		0.5	U		
CHLORODIBROMOMETHANE	0.5	U		0.5	U		0.5	U		0.5	U		
CHLOROETHANE	0.5	U		0.5	U		0.5	U		0.5	U		
CHLOROFORM	0.5	U		0.5	U		0.5	U		0.5	U		
CHLOROMETHANE	0.5	U		0.5	U		0.5	U		0.5	U		
CIS-1,2-DICHLOROETHENE	0.5	U		0.5	U		0.5	U		0.5	U		
CIS-1,3-DICHLOROPROPENE	0.5	U		0.5	U		0.5	U		0.5	U		
CYCLOHEXANE	0.5	U		0.5	U		0.5	U		0.5	U		
DICHLORODIFLUOROMETHANE	0.5	U		0.5	U		0.5	U		0.5	U		
ETHYLBENZENE	0.5	U		0.5	U		0.5	U		0.5	U		
ISOPROPYLBENZENE	0.5	U		0.5	U		0.5	U		0.5	U		

PROJ_NO: 00622 SDG: C3640 FRACTION: OV MEDIA: WATER	NSAMPLE	BP-VPB129-GW-408			BP-VPB129-GW-508			BP-VPB129-GW-508DL			BP-VPB129-SW-090811		
	LAB_ID	C3640-06			C3640-11			C3640-11DL			C3640-15		
	SAMP_DATE	9/6/2011			9/7/2011			9/7/2011			9/8/2011		
	QC_TYPE	NM			NM			NM			NM		
	UNITS	UG/L			UG/L			UG/L			UG/L		
	PCT_SOLIDS	0.0			0.0			0.0			0.0		
	DUP_OF												
PARAMETER	RESULT	VQL	QLCD	RESULT	VQL	QLCD	RESULT	VQL	QLCD	RESULT	VQL	QLCD	
1,1,1-TRICHLOROETHANE	0.5	UJ	N	0.5	U					0.5	U		
1,1,2,2-TETRACHLOROETHANE	0.5	UJ	N	0.5	U					0.5	U		
1,1,2-TRICHLOROETHANE	0.5	UJ	N	0.5	U					0.5	U		
1,1,2-TRICHLOROTRIFLUOROETHANE	0.5	U		9.1						0.5	U		
1,1-DICHLOROETHANE	0.5	UJ	N	0.5	U					0.5	U		
1,1-DICHLOROETHENE	0.5	UJ	N	1.4						0.5	U		
1,2,4-TRICHLOROBENZENE	0.5	UJ	N	0.5	U					0.5	U		
1,2-DIBROMO-3-CHLOROPROPANE	0.5	UJ	N	0.5	U					0.5	U		
1,2-DIBROMOETHANE	0.5	U		0.5	U					0.5	U		
1,2-DICHLOROBENZENE	0.5	UJ	N	0.5	U					0.5	U		
1,2-DICHLOROETHANE	0.5	U		0.5	U					0.5	U		
1,2-DICHLOROPROPANE	0.5	U		0.5	U					0.5	U		
1,3-DICHLOROBENZENE	0.5	UJ	N	0.5	U					0.5	U		
1,4-DICHLOROBENZENE	0.5	UJ	N	0.5	U					0.5	U		
2-BUTANONE	2.5	UJ	N	2.5	U					2.5	U		
2-HEXANONE	2.5	U		2.5	U					2.5	U		
4-METHYL-2-PENTANONE	2.5	U		2.5	U					2.5	U		
ACETONE	50	J	NR	2.5	U					2.5	U		
BENZENE	0.5	U		0.5	U					0.5	U		
BROMODICHLOROMETHANE	0.5	U		0.5	U					0.5	U		
BROMOFORM	0.5	U		0.5	U					0.5	U		
BROMOMETHANE	0.5	UJ	N	0.5	U					0.5	U		
CARBON DISULFIDE	0.5	UJ	N	0.5	U					0.5	U		
CARBON TETRACHLORIDE	0.5	U		0.5	U					0.5	U		
CHLOROBENZENE	0.5	U		0.52	J	P				0.5	U		
CHLORODIBROMOMETHANE	0.5	U		0.5	U					1.4			
CHLOROETHANE	0.5	UJ	N	0.5	U					0.5	U		
CHLOROFORM	0.5	UJ	N	0.6	J	P				0.5	U		
CHLOROMETHANE	1.6	J	NR	0.5	U					0.5	U		
CIS-1,2-DICHLOROETHENE	0.5	UJ	N	2.5						0.5	U		
CIS-1,3-DICHLOROPROPENE	0.5	U		0.5	U					0.5	U		
CYCLOHEXANE	0.5	UJ	N	0.5	U					0.5	U		
DICHLORODIFLUOROMETHANE	0.5	UJ	N	0.53	J	P				0.5	U		
ETHYLBENZENE	0.5	U		0.5	U					0.5	U		
ISOPROPYLBENZENE	0.5	UJ	N	0.5	U					0.5	U		

PROJ_NO: 00622 SDG: C3640 FRACTION: OV MEDIA: WATER	NSAMPLE	BP-VPB-TB-090611		
	LAB_ID	C3640-05		
	SAMP_DATE	9/6/2011		
	QC_TYPE	NM		
	UNITS	UG/L		
	PCT_SOLIDS	0.0		
	DUP_OF			
PARAMETER	RESULT	VQL	QLCD	
1,1,1-TRICHLOROETHANE	0.5	U		
1,1,2,2-TETRACHLOROETHANE	0.5	U		
1,1,2-TRICHLOROETHANE	0.5	U		
1,1,2-TRICHLOROTRIFLUOROETHANE	0.5	U		
1,1-DICHLOROETHANE	0.5	U		
1,1-DICHLOROETHENE	0.5	U		
1,2,4-TRICHLOROBENZENE	0.5	U		
1,2-DIBROMO-3-CHLOROPROPANE	0.5	U		
1,2-DIBROMOETHANE	0.5	U		
1,2-DICHLOROBENZENE	0.5	U		
1,2-DICHLOROETHANE	0.5	U		
1,2-DICHLOROPROPANE	0.5	U		
1,3-DICHLOROBENZENE	0.5	U		
1,4-DICHLOROBENZENE	0.5	U		
2-BUTANONE	2.5	U		
2-HEXANONE	2.5	U		
4-METHYL-2-PENTANONE	2.5	U		
ACETONE	2.5	U		
BENZENE	0.5	U		
BROMODICHLOROMETHANE	0.5	U		
BROMOFORM	0.5	U		
BROMOMETHANE	0.5	U		
CARBON DISULFIDE	0.5	U		
CARBON TETRACHLORIDE	0.5	U		
CHLOROBENZENE	0.5	U		
CHLORODIBROMOMETHANE	0.5	U		
CHLOROETHANE	0.5	U		
CHLOROFORM	0.5	U		
CHLOROMETHANE	0.5	U		
CIS-1,2-DICHLOROETHENE	0.5	U		
CIS-1,3-DICHLOROPROPENE	0.5	U		
CYCLOHEXANE	0.5	U		
DICHLORODIFLUOROMETHANE	0.5	U		
ETHYLBENZENE	0.5	U		
ISOPROPYLBENZENE	0.5	U		

PROJ_NO: 00622 SDG: C3640 FRACTION: OV MEDIA: WATER	NSAMPLE	BP-ANY-DUP-090811			BP-ANY-N08480_C3640			BP-ANY-N09338_C3640			BP-ANY-TB-090811		
	LAB_ID	C3640-04			C3640-03			C3640-02			C3640-01		
	SAMP_DATE	9/8/2011			9/8/2011			9/8/2011			9/8/2011		
	QC_TYPE	NM			NM			NM			NM		
	UNITS	UG/L			UG/L			UG/L			UG/L		
	PCT_SOLIDS	0.0			0.0			0.0			0.0		
	DUP_OF	BP-ANY-N08480_C3640											
PARAMETER	RESULT	VQL	QLCD	RESULT	VQL	QLCD	RESULT	VQL	QLCD	RESULT	VQL	QLCD	
M+P-XYLENES	1	U		1	U		1	U		1	U		
METHYL ACETATE	0.5	U		0.5	U		0.5	U		0.5	U		
METHYL CYCLOHEXANE	0.5	U		0.5	U		0.5	U		0.5	U		
METHYL TERT-BUTYL ETHER	0.5	U		0.5	U		0.5	U		0.5	U		
METHYLENE CHLORIDE	0.5	U		0.5	U		0.5	U		0.5	U		
O-XYLENE	0.5	U		0.5	U		0.5	U		0.5	U		
STYRENE	0.5	U		0.5	U		0.5	U		0.5	U		
TETRACHLOROETHENE	0.5	U		0.5	U		0.5	U		0.5	U		
TOLUENE	0.5	U		0.5	U		0.5	U		0.5	U		
TRANS-1,2-DICHLOROETHENE	0.5	U		0.5	U		0.5	U		0.5	U		
TRANS-1,3-DICHLOROPROPENE	0.5	U		0.5	U		0.5	U		0.5	U		
TRICHLOROETHENE	2.2			2.5			0.5	U		0.5	U		
TRICHLOROFLUOROMETHANE	0.5	U		0.5	U		0.5	U		0.5	U		
VINYL CHLORIDE	0.5	U		0.5	U		0.5	U		0.5	U		

PROJ_NO: 00622 SDG: C3640 FRACTION: OV MEDIA: WATER	NSAMPLE	BP-VPB129-GW-408			BP-VPB129-GW-508			BP-VPB129-GW-508DL			BP-VPB129-SW-090811		
	LAB_ID	C3640-06			C3640-11			C3640-11DL			C3640-15		
	SAMP_DATE	9/6/2011			9/7/2011			9/7/2011			9/8/2011		
	QC_TYPE	NM			NM			NM			NM		
	UNITS	UG/L			UG/L			UG/L			UG/L		
	PCT_SOLIDS	0.0			0.0			0.0			0.0		
	DUP_OF												
PARAMETER	RESULT	VQL	QLCD	RESULT	VQL	QLCD	RESULT	VQL	QLCD	RESULT	VQL	QLCD	
M+P-XYLENES	1	U		1	U					1	U		
METHYL ACETATE	0.5	UJ	N	0.5	U					0.5	U		
METHYL CYCLOHEXANE	0.5	U		0.5	U					0.5	U		
METHYL TERT-BUTYL ETHER	0.5	UJ	N	0.5	U					0.5	U		
METHYLENE CHLORIDE	0.5	UJ	N	0.5	U					0.5	U		
O-XYLENE	0.5	U		0.5	U					0.5	U		
STYRENE	0.5	U		0.5	U					0.5	U		
TETRACHLOROETHENE	0.5	U		2.1						0.5	U		
TOLUENE	0.5	UJ	N	0.5	U					0.5	U		
TRANS-1,2-DICHLOROETHENE	0.5	UJ	N	0.5	U					0.5	U		
TRANS-1,3-DICHLOROPROPENE	0.5	UJ	N	0.5	U					0.5	U		
TRICHLOROETHENE	0.5	U					160			0.65	J	P	
TRICHLOROFLUOROMETHANE	0.5	UJ	N	0.5	U					0.5	U		
VINYL CHLORIDE	0.5	UJ	N	0.5	U					0.5	U		

PROJ_NO: 00622 SDG: C3640 FRACTION: OV MEDIA: WATER	NSAMPLE	BP-VPB-TB-090611		
	LAB_ID	C3640-05		
	SAMP_DATE	9/6/2011		
	QC_TYPE	NM		
	UNITS	UG/L		
	PCT_SOLIDS	0.0		
	DUP_OF			
PARAMETER	RESULT	VQL	QLCD	
M+P-XYLENES	1	U		
METHYL ACETATE	0.5	U		
METHYL CYCLOHEXANE	0.5	U		
METHYL TERT-BUTYL ETHER	0.5	U		
METHYLENE CHLORIDE	0.5	U		
O-XYLENE	0.5	U		
STYRENE	0.5	U		
TETRACHLOROETHENE	0.5	U		
TOLUENE	0.5	U		
TRANS-1,2-DICHLOROETHENE	0.5	U		
TRANS-1,3-DICHLOROPROPENE	0.5	U		
TRICHLOROETHENE	0.5	U		
TRICHLOROFLUOROMETHANE	0.5	U		
VINYL CHLORIDE	0.5	U		

PROJ_NO: 00622 SDG: C3640 FRACTION: OV MEDIA: WATER	NSAMPLE	BP-ANY-DUP-090811			BP-ANY-N08480_C3640			BP-ANY-N09338_C3640			BP-ANY-TB-090811		
	LAB_ID	C3640-04			C3640-03			C3640-02			C3640-01		
	SAMP_DATE	9/8/2011			9/8/2011			9/8/2011			9/8/2011		
	QC_TYPE	NM			NM			NM			NM		
	UNITS	UG/L			UG/L			UG/L			UG/L		
	PCT_SOLIDS	0.0			0.0			0.0			0.0		
	DUP_OF	BP-ANY-N08480_C3640											
PARAMETER	RESULT	VQL	QLCD	RESULT	VQL	QLCD	RESULT	VQL	QLCD	RESULT	VQL	QLCD	
1,1,1-TRICHLOROETHANE	0.5	U		0.5	U		0.5	U		0.5	U		
1,1,2,2-TETRACHLOROETHANE	0.5	U		0.5	U		0.5	U		0.5	U		
1,1,2-TRICHLOROETHANE	0.5	U		0.5	U		0.5	U		0.5	U		
1,1,2-TRICHLOROTRIFLUOROETHANE	0.5	U		0.5	U		0.5	U		0.5	U		
1,1-DICHLOROETHANE	0.5	U		0.5	U		0.5	U		0.5	U		
1,1-DICHLOROETHENE	0.5	U		0.5	U		0.5	U		0.5	U		
1,2,4-TRICHLOROBENZENE	0.5	U		0.5	U		0.5	U		0.5	U		
1,2-DIBROMO-3-CHLOROPROPANE	0.5	U		0.5	U		0.5	U		0.5	U		
1,2-DIBROMOETHANE	0.5	U		0.5	U		0.5	U		0.5	U		
1,2-DICHLOROBENZENE	0.5	U		0.5	U		0.5	U		0.5	U		
1,2-DICHLOROETHANE	0.5	U		0.5	U		0.5	U		0.5	U		
1,2-DICHLOROPROPANE	0.5	U		0.5	U		0.5	U		0.5	U		
1,3-DICHLOROBENZENE	0.5	U		0.5	U		0.5	U		0.5	U		
1,4-DICHLOROBENZENE	0.5	U		0.5	U		0.5	U		0.5	U		
2-BUTANONE	2.5	U		2.5	U		2.5	U		2.5	U		
2-HEXANONE	2.5	U		2.5	U		2.5	U		2.5	U		
4-METHYL-2-PENTANONE	2.5	U		2.5	U		2.5	U		2.5	U		
ACETONE	2.5	U		2.5	U		2.5	U		2.5	U		
BENZENE	0.5	U		0.5	U		0.5	U		0.5	U		
BROMODICHLOROMETHANE	0.5	U		0.5	U		0.5	U		0.5	U		
BROMOFORM	0.5	U		0.5	U		0.5	U		0.5	U		
BROMOMETHANE	0.5	U		0.5	U		0.5	U		0.5	U		
CARBON DISULFIDE	0.5	U		0.5	U		0.5	U		0.5	U		
CARBON TETRACHLORIDE	0.5	U		0.5	U		0.5	U		0.5	U		
CHLOROBENZENE	0.5	U		0.5	U		0.5	U		0.5	U		
CHLORODIBROMOMETHANE	0.5	U		0.5	U		0.5	U		0.5	U		
CHLOROETHANE	0.5	U		0.5	U		0.5	U		0.5	U		
CHLOROFORM	0.5	U		0.5	U		0.5	U		0.5	U		
CHLOROMETHANE	0.5	U		0.5	U		0.5	U		0.5	U		
CIS-1,2-DICHLOROETHENE	0.5	U		0.5	U		0.5	U		0.5	U		
CIS-1,3-DICHLOROPROPENE	0.5	U		0.5	U		0.5	U		0.5	U		
CYCLOHEXANE	0.5	U		0.5	U		0.5	U		0.5	U		
DICHLORODIFLUOROMETHANE	0.5	U		0.5	U		0.5	U		0.5	U		
ETHYLBENZENE	0.5	U		0.5	U		0.5	U		0.5	U		
ISOPROPYLBENZENE	0.5	U		0.5	U		0.5	U		0.5	U		

PROJ_NO: 00622 SDG: C3640 FRACTION: OV MEDIA: WATER	NSAMPLE	BP-VPB129-GW-408			BP-VPB129-GW-508			BP-VPB129-GW-508DL			BP-VPB129-SW-090811		
	LAB_ID	C3640-06			C3640-11			C3640-11DL			C3640-15		
	SAMP_DATE	9/6/2011			9/7/2011			9/7/2011			9/8/2011		
	QC_TYPE	NM			NM			NM			NM		
	UNITS	UG/L			UG/L			UG/L			UG/L		
	PCT_SOLIDS	0.0			0.0			0.0			0.0		
	DUP_OF												
PARAMETER	RESULT	VQL	QLCD	RESULT	VQL	QLCD	RESULT	VQL	QLCD	RESULT	VQL	QLCD	
1,1,1-TRICHLOROETHANE	0.5	UJ	N	0.5	U					0.5	U		
1,1,2,2-TETRACHLOROETHANE	0.5	UJ	N	0.5	U					0.5	U		
1,1,2-TRICHLOROETHANE	0.5	UJ	N	0.5	U					0.5	U		
1,1,2-TRICHLOROTRIFLUOROETHANE	0.5	U		9.1						0.5	U		
1,1-DICHLOROETHANE	0.5	UJ	N	0.5	U					0.5	U		
1,1-DICHLOROETHENE	0.5	UJ	N	1.4						0.5	U		
1,2,4-TRICHLOROBENZENE	0.5	UJ	N	0.5	U					0.5	U		
1,2-DIBROMO-3-CHLOROPROPANE	0.5	UJ	N	0.5	U					0.5	U		
1,2-DIBROMOETHANE	0.5	U		0.5	U					0.5	U		
1,2-DICHLOROBENZENE	0.5	UJ	N	0.5	U					0.5	U		
1,2-DICHLOROETHANE	0.5	U		0.5	U					0.5	U		
1,2-DICHLOROPROPANE	0.5	U		0.5	U					0.5	U		
1,3-DICHLOROBENZENE	0.5	UJ	N	0.5	U					0.5	U		
1,4-DICHLOROBENZENE	0.5	UJ	N	0.5	U					0.5	U		
2-BUTANONE	2.5	UJ	N	2.5	U					2.5	U		
2-HEXANONE	2.5	U		2.5	U					2.5	U		
4-METHYL-2-PENTANONE	2.5	U		2.5	U					2.5	U		
ACETONE	50	J	NR	2.5	U					2.5	U		
BENZENE	0.5	U		0.5	U					0.5	U		
BROMODICHLOROMETHANE	0.5	U		0.5	U					0.5	U		
BROMOFORM	0.5	U		0.5	U					0.5	U		
BROMOMETHANE	0.5	UJ	N	0.5	U					0.5	U		
CARBON DISULFIDE	0.5	UJ	N	0.5	U					0.5	U		
CARBON TETRACHLORIDE	0.5	U		0.5	U					0.5	U		
CHLOROBENZENE	0.5	U		0.52	J	P				0.5	U		
CHLORODIBROMOMETHANE	0.5	U		0.5	U					1.4			
CHLOROETHANE	0.5	UJ	N	0.5	U					0.5	U		
CHLOROFORM	0.5	UJ	N	0.6	J	P				0.5	U		
CHLOROMETHANE	1.6	J	NR	0.5	U					0.5	U		
CIS-1,2-DICHLOROETHENE	0.5	UJ	N	2.5						0.5	U		
CIS-1,3-DICHLOROPROPENE	0.5	U		0.5	U					0.5	U		
CYCLOHEXANE	0.5	UJ	N	0.5	U					0.5	U		
DICHLORODIFLUOROMETHANE	0.5	UJ	N	0.53	J	P				0.5	U		
ETHYLBENZENE	0.5	U		0.5	U					0.5	U		
ISOPROPYLBENZENE	0.5	UJ	N	0.5	U					0.5	U		

PROJ_NO: 00622 SDG: C3640 FRACTION: OV MEDIA: WATER	NSAMPLE	BP-ANY-DUP-090811			BP-ANY-N08480_C3640			BP-ANY-N09338_C3640			BP-ANY-TB-090811		
	LAB_ID	C3640-04			C3640-03			C3640-02			C3640-01		
	SAMP_DATE	9/8/2011			9/8/2011			9/8/2011			9/8/2011		
	QC_TYPE	NM			NM			NM			NM		
	UNITS	UG/L			UG/L			UG/L			UG/L		
	PCT_SOLIDS	0.0			0.0			0.0			0.0		
	DUP_OF	BP-ANY-N08480_C3640											
PARAMETER	RESULT	VQL	QLCD	RESULT	VQL	QLCD	RESULT	VQL	QLCD	RESULT	VQL	QLCD	
1,1,1-TRICHLOROETHANE	0.5	U		0.5	U		0.5	U		0.5	U		
1,1,2,2-TETRACHLOROETHANE	0.5	U		0.5	U		0.5	U		0.5	U		
1,1,2-TRICHLOROETHANE	0.5	U		0.5	U		0.5	U		0.5	U		
1,1,2-TRICHLOROTRIFLUOROETHANE	0.5	U		0.5	U		0.5	U		0.5	U		
1,1-DICHLOROETHANE	0.5	U		0.5	U		0.5	U		0.5	U		
1,1-DICHLOROETHENE	0.5	U		0.5	U		0.5	U		0.5	U		
1,2,4-TRICHLOROENZENE	0.5	U		0.5	U		0.5	U		0.5	U		
1,2-DIBROMO-3-CHLOROPROPANE	0.5	U		0.5	U		0.5	U		0.5	U		
1,2-DIBROMOETHANE	0.5	U		0.5	U		0.5	U		0.5	U		
1,2-DICHLOROENZENE	0.5	U		0.5	U		0.5	U		0.5	U		
1,2-DICHLOROETHANE	0.5	U		0.5	U		0.5	U		0.5	U		
1,2-DICHLOROPROPANE	0.5	U		0.5	U		0.5	U		0.5	U		
1,3-DICHLOROENZENE	0.5	U		0.5	U		0.5	U		0.5	U		
1,4-DICHLOROENZENE	0.5	U		0.5	U		0.5	U		0.5	U		
2-BUTANONE	2.5	U		2.5	U		2.5	U		2.5	U		
2-HEXANONE	2.5	U		2.5	U		2.5	U		2.5	U		
4-METHYL-2-PENTANONE	2.5	U		2.5	U		2.5	U		2.5	U		
ACETONE	2.5	U		2.5	U		2.5	U		2.5	U		
BENZENE	0.5	U		0.5	U		0.5	U		0.5	U		
BROMODICHLOROMETHANE	0.5	U		0.5	U		0.5	U		0.5	U		
BROMOFORM	0.5	U		0.5	U		0.5	U		0.5	U		
BROMOMETHANE	0.5	U		0.5	U		0.5	U		0.5	U		
CARBON DISULFIDE	0.5	U		0.5	U		0.5	U		0.5	U		
CARBON TETRACHLORIDE	0.5	U		0.5	U		0.5	U		0.5	U		
CHLOROENZENE	0.5	U		0.5	U		0.5	U		0.5	U		
CHLORODIBROMOMETHANE	0.5	U		0.5	U		0.5	U		0.5	U		
CHLOROETHANE	0.5	U		0.5	U		0.5	U		0.5	U		
CHLOROFORM	0.5	U		0.5	U		0.5	U		0.5	U		
CHLOROMETHANE	0.5	U		0.5	U		0.5	U		0.5	U		
CIS-1,2-DICHLOROETHENE	0.5	U		0.5	U		0.5	U		0.5	U		
CIS-1,3-DICHLOROPROPENE	0.5	U		0.5	U		0.5	U		0.5	U		
CYCLOHEXANE	0.5	U		0.5	U		0.5	U		0.5	U		
DICHLORODIFLUOROMETHANE	0.5	U		0.5	U		0.5	U		0.5	U		
ETHYLBENZENE	0.5	U		0.5	U		0.5	U		0.5	U		
ISOPROPYLBENZENE	0.5	U		0.5	U		0.5	U		0.5	U		

PROJ_NO: 00622 SDG: C3640 FRACTION: OV MEDIA: WATER	NSAMPLE	BP-VPB129-GW-408			BP-VPB129-GW-508			BP-VPB129-GW-508DL			BP-VPB129-SW-090811		
	LAB_ID	C3640-06			C3640-11			C3640-11DL			C3640-15		
	SAMP_DATE	9/6/2011			9/7/2011			9/7/2011			9/8/2011		
	QC_TYPE	NM			NM			NM			NM		
	UNITS	UG/L			UG/L			UG/L			UG/L		
	PCT_SOLIDS	0.0			0.0			0.0			0.0		
	DUP_OF												
PARAMETER	RESULT	VQL	QLCD	RESULT	VQL	QLCD	RESULT	VQL	QLCD	RESULT	VQL	QLCD	
1,1,1-TRICHLOROETHANE	0.5	UJ	N	0.5	U					0.5	U		
1,1,2,2-TETRACHLOROETHANE	0.5	UJ	N	0.5	U					0.5	U		
1,1,2-TRICHLOROETHANE	0.5	UJ	N	0.5	U					0.5	U		
1,1,2-TRICHLOROTRIFLUOROETHANE	0.5	U		9.1						0.5	U		
1,1-DICHLOROETHANE	0.5	UJ	N	0.5	U					0.5	U		
1,1-DICHLOROETHENE	0.5	UJ	N	1.4						0.5	U		
1,2,4-TRICHLOROBENZENE	0.5	UJ	N	0.5	U					0.5	U		
1,2-DIBROMO-3-CHLOROPROPANE	0.5	UJ	N	0.5	U					0.5	U		
1,2-DIBROMOETHANE	0.5	U		0.5	U					0.5	U		
1,2-DICHLOROBENZENE	0.5	UJ	N	0.5	U					0.5	U		
1,2-DICHLOROETHANE	0.5	U		0.5	U					0.5	U		
1,2-DICHLOROPROPANE	0.5	U		0.5	U					0.5	U		
1,3-DICHLOROBENZENE	0.5	UJ	N	0.5	U					0.5	U		
1,4-DICHLOROBENZENE	0.5	UJ	N	0.5	U					0.5	U		
2-BUTANONE	2.5	UJ	N	2.5	U					2.5	U		
2-HEXANONE	2.5	U		2.5	U					2.5	U		
4-METHYL-2-PENTANONE	2.5	U		2.5	U					2.5	U		
ACETONE	50	J	NR	2.5	U					2.5	U		
BENZENE	0.5	U		0.5	U					0.5	U		
BROMODICHLOROMETHANE	0.5	U		0.5	U					0.5	U		
BROMOFORM	0.5	U		0.5	U					0.5	U		
BROMOMETHANE	0.5	UJ	N	0.5	U					0.5	U		
CARBON DISULFIDE	0.5	UJ	N	0.5	U					0.5	U		
CARBON TETRACHLORIDE	0.5	U		0.5	U					0.5	U		
CHLOROBENZENE	0.5	U		0.52	J	P				0.5	U		
CHLORODIBROMOMETHANE	0.5	U		0.5	U					1.4			
CHLOROETHANE	0.5	UJ	N	0.5	U					0.5	U		
CHLOROFORM	0.5	UJ	N	0.6	J	P				0.5	U		
CHLOROMETHANE	1.6	J	NR	0.5	U					0.5	U		
CIS-1,2-DICHLOROETHENE	0.5	UJ	N	2.5						0.5	U		
CIS-1,3-DICHLOROPROPENE	0.5	U		0.5	U					0.5	U		
CYCLOHEXANE	0.5	UJ	N	0.5	U					0.5	U		
DICHLORODIFLUOROMETHANE	0.5	UJ	N	0.53	J	P				0.5	U		
ETHYLBENZENE	0.5	U		0.5	U					0.5	U		
ISOPROPYLBENZENE	0.5	UJ	N	0.5	U					0.5	U		

PROJ_NO: 00622 SDG: C3640 FRACTION: OV MEDIA: WATER	NSAMPLE	BP-VPB129-GW-408			BP-VPB129-GW-508			BP-VPB129-GW-508DL			BP-VPB129-SW-090811		
	LAB_ID	C3640-06			C3640-11			C3640-11DL			C3640-15		
	SAMP_DATE	9/6/2011			9/7/2011			9/7/2011			9/8/2011		
	QC_TYPE	NM			NM			NM			NM		
	UNITS	UG/L			UG/L			UG/L			UG/L		
	PCT_SOLIDS	0.0			0.0			0.0			0.0		
	DUP_OF												
PARAMETER	RESULT	VQL	QLCD	RESULT	VQL	QLCD	RESULT	VQL	QLCD	RESULT	VQL	QLCD	
M+P-XYLENES	1	U		1	U					1	U		
METHYL ACETATE	0.5	UJ	N	0.5	U					0.5	U		
METHYL CYCLOHEXANE	0.5	U		0.5	U					0.5	U		
METHYL TERT-BUTYL ETHER	0.5	UJ	N	0.5	U					0.5	U		
METHYLENE CHLORIDE	0.5	UJ	N	0.5	U					0.5	U		
O-XYLENE	0.5	U		0.5	U					0.5	U		
STYRENE	0.5	U		0.5	U					0.5	U		
TETRACHLOROETHENE	0.5	U		2.1						0.5	U		
TOLUENE	0.5	UJ	N	0.5	U					0.5	U		
TRANS-1,2-DICHLOROETHENE	0.5	UJ	N	0.5	U					0.5	U		
TRANS-1,3-DICHLOROPROPENE	0.5	UJ	N	0.5	U					0.5	U		
TRICHLOROETHENE	0.5	U					160			0.65	J	P	
TRICHLOROFLUOROMETHANE	0.5	UJ	N	0.5	U					0.5	U		
VINYL CHLORIDE	0.5	UJ	N	0.5	U					0.5	U		

PROJ_NO: 00622 SDG: C3640 FRACTION: OV MEDIA: WATER	NSAMPLE	BP-VPB-TB-090611		
	LAB_ID	C3640-05		
	SAMP_DATE	9/6/2011		
	QC_TYPE	NM		
	UNITS	UG/L		
	PCT_SOLIDS	0.0		
	DUP_OF			
PARAMETER	RESULT	VQL	QLCD	
M+P-XYLENES	1	U		
METHYL ACETATE	0.5	U		
METHYL CYCLOHEXANE	0.5	U		
METHYL TERT-BUTYL ETHER	0.5	U		
METHYLENE CHLORIDE	0.5	U		
O-XYLENE	0.5	U		
STYRENE	0.5	U		
TETRACHLOROETHENE	0.5	U		
TOLUENE	0.5	U		
TRANS-1,2-DICHLOROETHENE	0.5	U		
TRANS-1,3-DICHLOROPROPENE	0.5	U		
TRICHLOROETHENE	0.5	U		
TRICHLOROFLUOROMETHANE	0.5	U		
VINYL CHLORIDE	0.5	U		

PROJ_NO: 00622 SDG: C3640 FRACTION: OV MEDIA: WATER	NSAMPLE	BP-ANY-DUP-090811			BP-ANY-N08480_C3640			BP-ANY-N09338_C3640			BP-ANY-TB-090811		
	LAB_ID	C3640-04			C3640-03			C3640-02			C3640-01		
	SAMP_DATE	9/8/2011			9/8/2011			9/8/2011			9/8/2011		
	QC_TYPE	NM			NM			NM			NM		
	UNITS	UG/L			UG/L			UG/L			UG/L		
	PCT_SOLIDS	0.0			0.0			0.0			0.0		
	DUP_OF	BP-ANY-N08480_C3640											
PARAMETER	RESULT	VQL	QLCD	RESULT	VQL	QLCD	RESULT	VQL	QLCD	RESULT	VQL	QLCD	
1,1,1-TRICHLOROETHANE	0.5	U		0.5	U		0.5	U		0.5	U		
1,1,2,2-TETRACHLOROETHANE	0.5	U		0.5	U		0.5	U		0.5	U		
1,1,2-TRICHLOROETHANE	0.5	U		0.5	U		0.5	U		0.5	U		
1,1,2-TRICHLOROTRIFLUOROETHANE	0.5	U		0.5	U		0.5	U		0.5	U		
1,1-DICHLOROETHANE	0.5	U		0.5	U		0.5	U		0.5	U		
1,1-DICHLOROETHENE	0.5	U		0.5	U		0.5	U		0.5	U		
1,2,4-TRICHLOROBENZENE	0.5	U		0.5	U		0.5	U		0.5	U		
1,2-DIBROMO-3-CHLOROPROPANE	0.5	U		0.5	U		0.5	U		0.5	U		
1,2-DIBROMOETHANE	0.5	U		0.5	U		0.5	U		0.5	U		
1,2-DICHLOROBENZENE	0.5	U		0.5	U		0.5	U		0.5	U		
1,2-DICHLOROETHANE	0.5	U		0.5	U		0.5	U		0.5	U		
1,2-DICHLOROPROPANE	0.5	U		0.5	U		0.5	U		0.5	U		
1,3-DICHLOROBENZENE	0.5	U		0.5	U		0.5	U		0.5	U		
1,4-DICHLOROBENZENE	0.5	U		0.5	U		0.5	U		0.5	U		
2-BUTANONE	2.5	U		2.5	U		2.5	U		2.5	U		
2-HEXANONE	2.5	U		2.5	U		2.5	U		2.5	U		
4-METHYL-2-PENTANONE	2.5	U		2.5	U		2.5	U		2.5	U		
ACETONE	2.5	U		2.5	U		2.5	U		2.5	U		
BENZENE	0.5	U		0.5	U		0.5	U		0.5	U		
BROMODICHLOROMETHANE	0.5	U		0.5	U		0.5	U		0.5	U		
BROMOFORM	0.5	U		0.5	U		0.5	U		0.5	U		
BROMOMETHANE	0.5	U		0.5	U		0.5	U		0.5	U		
CARBON DISULFIDE	0.5	U		0.5	U		0.5	U		0.5	U		
CARBON TETRACHLORIDE	0.5	U		0.5	U		0.5	U		0.5	U		
CHLOROBENZENE	0.5	U		0.5	U		0.5	U		0.5	U		
CHLORODIBROMOMETHANE	0.5	U		0.5	U		0.5	U		0.5	U		
CHLOROETHANE	0.5	U		0.5	U		0.5	U		0.5	U		
CHLOROFORM	0.5	U		0.5	U		0.5	U		0.5	U		
CHLOROMETHANE	0.5	U		0.5	U		0.5	U		0.5	U		
CIS-1,2-DICHLOROETHENE	0.5	U		0.5	U		0.5	U		0.5	U		
CIS-1,3-DICHLOROPROPENE	0.5	U		0.5	U		0.5	U		0.5	U		
CYCLOHEXANE	0.5	U		0.5	U		0.5	U		0.5	U		
DICHLORODIFLUOROMETHANE	0.5	U		0.5	U		0.5	U		0.5	U		
ETHYLBENZENE	0.5	U		0.5	U		0.5	U		0.5	U		
ISOPROPYLBENZENE	0.5	U		0.5	U		0.5	U		0.5	U		

PROJ_NO: 00622 SDG: C3640 FRACTION: OV MEDIA: SOIL	NSAMPLE	BP-VPB129-GW-428			BP-VPB129-GW-448			BP-VPB129-GW-468			BP-VPB129-GW-488		
	LAB_ID	C3640-07			C3640-08			C3640-09			C3640-10		
	SAMP_DATE	9/6/2011			9/6/2011			9/7/2011			9/7/2011		
	QC_TYPE	NM			NM			NM			NM		
	UNITS	UG/KG			UG/KG			UG/KG			UG/KG		
	PCT_SOLIDS	9.0			10.0			12.0			13.0		
	DUP_OF												
PARAMETER	RESULT	VQL	QLCD	RESULT	VQL	QLCD	RESULT	VQL	QLCD	RESULT	VQL	QLCD	
1,1,1-TRICHLOROETHANE	28	U		24.5	UJ	R	21	UJ	R	19	UJ	R	
1,1,2,2-TETRACHLOROETHANE	28	U		24.5	UJ	R	21	UJ	R	19	UJ	R	
1,1,2-TRICHLOROETHANE	28	U		24.5	UJ	R	21	UJ	R	19	UJ	R	
1,1,2-TRICHLOROTRIFLUOROETHANE	28	U		24.5	UJ	R	21	UJ	R	19	UJ	R	
1,1-DICHLOROETHANE	28	U		24.5	UJ	R	21	UJ	R	19	UJ	R	
1,1-DICHLOROETHENE	28	U		24.5	UJ	R	21	UJ	R	19	UJ	R	
1,2,4-TRICHLOROBENZENE	28	U		24.5	UJ	R	21	UJ	R	19	UJ	R	
1,2-DIBROMO-3-CHLOROPROPANE	28	U		24.5	UJ	R	21	UJ	R	19	UJ	R	
1,2-DIBROMOETHANE	28	U		24.5	UJ	R	21	UJ	R	19	UJ	R	
1,2-DICHLOROBENZENE	28	U		24.5	UJ	R	21	UJ	R	19	UJ	R	
1,2-DICHLOROETHANE	28	U		24.5	UJ	R	21	UJ	R	19	UJ	R	
1,2-DICHLOROPROPANE	28	U		24.5	UJ	R	21	UJ	R	19	UJ	R	
1,3-DICHLOROBENZENE	28	U		24.5	UJ	R	21	UJ	R	19	UJ	R	
1,4-DICHLOROBENZENE	28	U		24.5	UJ	R	21	UJ	R	19	UJ	R	
2-BUTANONE	140	U		125	UJ	R	105	UJ	R	95	UJ	R	
2-HEXANONE	140	U		125	UJ	R	105	UJ	R	95	UJ	R	
4-METHYL-2-PENTANONE	140	U		125	UJ	R	105	UJ	R	95	UJ	R	
ACETONE	140	U		125	UJ	R	105	UJ	R	95	UJ	R	
BENZENE	28	U		24.5	UJ	R	21	UJ	R	19	UJ	R	
BROMODICHLOROMETHANE	28	U		24.5	UJ	R	21	UJ	R	19	UJ	R	
BROMOFORM	28	U		24.5	UJ	R	21	UJ	R	19	UJ	R	
BROMOMETHANE	28	U		24.5	UJ	R	21	UJ	R	19	UJ	R	
CARBON DISULFIDE	28	U		24.5	UJ	R	21	UJ	R	19	UJ	R	
CARBON TETRACHLORIDE	28	U		24.5	UJ	R	21	UJ	R	19	UJ	R	
CHLOROBENZENE	28	U		24.5	UJ	R	21	UJ	R	19	UJ	R	
CHLORODIBROMOMETHANE	28	U		24.5	UJ	R	21	UJ	R	19	UJ	R	
CHLOROETHANE	28	U		24.5	UJ	R	21	UJ	R	19	UJ	R	
CHLOROFORM	28	U		24.5	UJ	R	21	UJ	R	19	UJ	R	
CHLOROMETHANE	28	U		24.5	UJ	R	21	UJ	R	19	UJ	R	
CIS-1,2-DICHLOROETHENE	28	U		24.5	UJ	R	21	UJ	R	19	UJ	R	
CIS-1,3-DICHLOROPROPENE	28	U		24.5	UJ	R	21	UJ	R	19	UJ	R	
CYCLOHEXANE	28	U		24.5	UJ	R	21	UJ	R	19	UJ	R	
DICHLORODIFLUOROMETHANE	28	U		24.5	UJ	R	21	UJ	R	19	UJ	R	
ETHYLBENZENE	28	U		24.5	UJ	R	21	UJ	R	19	UJ	R	
ISOPROPYLBENZENE	28	U		24.5	UJ	R	21	UJ	R	19	UJ	R	

PROJ_NO: 00622 SDG: C3640 FRACTION: OV MEDIA: SOIL	NSAMPLE	BP-VPB129-GW-528			BP-VPB129-GW-548		
	LAB_ID	C3640-12			C3640-13		
	SAMP_DATE	9/8/2011			9/8/2011		
	QC_TYPE	NM			NM		
	UNITS	UG/KG			UG/KG		
	PCT_SOLIDS	9.0			8.0		
	DUP_OF						
PARAMETER	RESULT	VQL	QLCD	RESULT	VQL	QLCD	
1,1,1-TRICHLOROETHANE	28	UJ	R	31	UJ	R	
1,1,2,2-TETRACHLOROETHANE	28	UJ	R	31	UJ	R	
1,1,2-TRICHLOROETHANE	28	UJ	R	31	UJ	R	
1,1,2-TRICHLOROTRIFLUOROETHANE	28	UJ	R	31	UJ	R	
1,1-DICHLOROETHANE	28	UJ	R	31	UJ	R	
1,1-DICHLOROETHENE	28	UJ	R	31	UJ	R	
1,2,4-TRICHLOROBENZENE	28	UJ	R	31	UJ	R	
1,2-DIBROMO-3-CHLOROPROPANE	28	UJ	R	31	UJ	R	
1,2-DIBROMOETHANE	28	UJ	R	31	UJ	R	
1,2-DICHLOROBENZENE	28	UJ	R	31	UJ	R	
1,2-DICHLOROETHANE	28	UJ	R	31	UJ	R	
1,2-DICHLOROPROPANE	28	UJ	R	31	UJ	R	
1,3-DICHLOROBENZENE	28	UJ	R	31	UJ	R	
1,4-DICHLOROBENZENE	28	UJ	R	31	UJ	R	
2-BUTANONE	140	UJ	R	155	UJ	R	
2-HEXANONE	140	UJ	R	155	UJ	R	
4-METHYL-2-PENTANONE	140	UJ	R	155	UJ	R	
ACETONE	140	UJ	R	155	UJ	R	
BENZENE	28	UJ	R	31	UJ	R	
BROMODICHLOROMETHANE	28	UJ	R	31	UJ	R	
BROMOFORM	28	UJ	R	31	UJ	R	
BROMOMETHANE	28	UJ	R	31	UJ	R	
CARBON DISULFIDE	28	UJ	R	31	UJ	R	
CARBON TETRACHLORIDE	28	UJ	R	31	UJ	R	
CHLOROBENZENE	28	UJ	R	31	UJ	R	
CHLORODIBROMOMETHANE	28	UJ	R	31	UJ	R	
CHLOROETHANE	28	UJ	R	31	UJ	R	
CHLOROFORM	28	UJ	R	31	UJ	R	
CHLOROMETHANE	28	UJ	R	31	UJ	R	
CIS-1,2-DICHLOROETHENE	28	UJ	R	31	UJ	R	
CIS-1,3-DICHLOROPROPENE	28	UJ	R	31	UJ	R	
CYCLOHEXANE	28	UJ	R	31	UJ	R	
DICHLORODIFLUOROMETHANE	28	UJ	R	31	UJ	R	
ETHYLBENZENE	28	UJ	R	31	UJ	R	
ISOPROPYLBENZENE	28	UJ	R	31	UJ	R	

PROJ_NO: 00622 SDG: C3640 FRACTION: OV MEDIA: SOIL	NSAMPLE	BP-VPB129-GW-428			BP-VPB129-GW-448			BP-VPB129-GW-468			BP-VPB129-GW-488		
	LAB_ID	C3640-07			C3640-08			C3640-09			C3640-10		
	SAMP_DATE	9/6/2011			9/6/2011			9/7/2011			9/7/2011		
	QC_TYPE	NM			NM			NM			NM		
	UNITS	UG/KG			UG/KG			UG/KG			UG/KG		
	PCT_SOLIDS	9.0			10.0			12.0			13.0		
	DUP_OF												
PARAMETER	RESULT	VQL	QLCD	RESULT	VQL	QLCD	RESULT	VQL	QLCD	RESULT	VQL	QLCD	
M+P-XYLENES	55	U		49.5	UJ	R	41.5	UJ	R	38.5	UJ	R	
METHYL ACETATE	28	U		24.5	UJ	R	21	UJ	R	19	UJ	R	
METHYL CYCLOHEXANE	28	U		24.5	UJ	R	21	UJ	R	19	UJ	R	
METHYL TERT-BUTYL ETHER	28	U		24.5	UJ	R	21	UJ	R	19	UJ	R	
METHYLENE CHLORIDE	28	U		24.5	UJ	R	21	UJ	R	19	UJ	R	
O-XYLENE	28	U		24.5	UJ	R	21	UJ	R	19	UJ	R	
STYRENE	28	U		24.5	UJ	R	21	UJ	R	19	UJ	R	
TETRACHLOROETHENE	28	U		24.5	UJ	R	21	UJ	R	19	UJ	R	
TOLUENE	28	U		24.5	UJ	R	21	UJ	R	19	UJ	R	
TRANS-1,2-DICHLOROETHENE	28	U		24.5	UJ	R	21	UJ	R	19	UJ	R	
TRANS-1,3-DICHLOROPROPENE	28	U		24.5	UJ	R	21	UJ	R	19	UJ	R	
TRICHLOROETHENE	28	U		24.5	UJ	R	21	UJ	R	19	UJ	R	
TRICHLOROFLUOROMETHANE	28	U		24.5	UJ	R	21	UJ	R	19	UJ	R	
VINYL CHLORIDE	28	U		24.5	UJ	R	21	UJ	R	19	UJ	R	

PROJ_NO: 00622 SDG: C3640 FRACTION: OV MEDIA: SOIL	NSAMPLE	BP-VPB129-GW-528			BP-VPB129-GW-548		
	LAB_ID	C3640-12			C3640-13		
	SAMP_DATE	9/8/2011			9/8/2011		
	QC_TYPE	NM			NM		
	UNITS	UG/KG			UG/KG		
	PCT_SOLIDS	9.0			8.0		
	DUP_OF						
PARAMETER	RESULT	VQL	QLCD	RESULT	VQL	QLCD	
M+P-XYLENES	55	UJ	R	60	UJ	R	
METHYL ACETATE	28	UJ	R	31	UJ	R	
METHYL CYCLOHEXANE	28	UJ	R	31	UJ	R	
METHYL TERT-BUTYL ETHER	28	UJ	R	31	UJ	R	
METHYLENE CHLORIDE	28	UJ	R	31	UJ	R	
O-XYLENE	28	UJ	R	31	UJ	R	
STYRENE	28	UJ	R	31	UJ	R	
TETRACHLOROETHENE	28	UJ	R	31	UJ	R	
TOLUENE	28	UJ	R	31	UJ	R	
TRANS-1,2-DICHLOROETHENE	28	UJ	R	31	UJ	R	
TRANS-1,3-DICHLOROPROPENE	28	UJ	R	31	UJ	R	
TRICHLOROETHENE	28	UJ	R	34	J	PR	
TRICHLOROFLUOROMETHANE	28	UJ	R	31	UJ	R	
VINYL CHLORIDE	28	UJ	R	31	UJ	R	



TO: D. BRAYACK **DATE:** NOVEMBER 1, 2011
FROM: JOSEPH KALINYAK **COPIES:** DV FILE
SUBJECT: ORGANIC DATA VALIDATION – VOC
NWIRP BETHPAGE CTO 066
SDG C3729
SAMPLES: 3 / Aqueous / VOC
BP-VPB-TB-091211 BP-VPB129-GW-588 BP-VPB129-GW-608
3 / Soil (drilling mud (dm) and IDW soil samples) / VOC
BP-VPB129-DM-140 OU2-IDW-BX10-091511 OU2-IDW-BX4-091511

Overview

The sample set for NWIRP Bethpage, CTO 066, SDG C3729 consisted of three (3) aqueous samples including one (1) aqueous QC trip blank sample and three (3) samples analyzed as soils that included one (1) drilling mud sample and two (2) as IDW (investigation derived waste) soil samples. The six (6) aqueous samples were analyzed for volatile organic compounds (VOC) as listed above. No field duplicate sample pairs were included with this Sample Delivery Group (SDG). The three (3) samples analyzed as soils by the laboratory had results reported in soil units of µg/kg corrected for moisture content.

The samples were collected by Tetra Tech on September 12, 14, and 15, 2011 and analyzed by ChemTech laboratory. All analyses were conducted in accordance with EPA Methods SW-846 8260B VOC method analytical and reporting protocols. The data contained in this SDG were validated with regard to the following parameters:

- * • Data completeness
- * • Hold times
- * • GC/MS System Tuning and Performance
- * • Initial/continuing calibrations
- * • Blank Results
- * • Laboratory Control Sample Recovery
- * • Matrix Spike/Matrix Spike Duplicate Recoveries
- * • Surrogate Spike Recoveries
- * • Internal Standard Recoveries
- * • Compound Identification
- * • Compound Quantitation
- * • Detection Limits

The symbol (*) indicates that all quality control criteria were met for this parameter. Qualified analytical results are presented in Appendix A, results as reported by the laboratory are presented in Appendix B, Region II data validation forms are presented in Appendix C, and documentation supporting these findings is presented in Appendix D.

VOC

The initial calibration average relative response factor (RRF) was less than the 0.05 quality control limit for acetone for instrument MSVOAD on 09/08/11. Additionally, the continuing calibration verification (CCV) RF was less than the 0.05 quality control limit for acetone.

Affected sample: BP-VPB129-GW-588

Action: Sample BP-VPB129-GW-588 acetone positive result was qualified estimated, (J).

The CCV percent drift (%D) was greater than the 20% quality control limit for acetone, bromomethane, chloroethane, trichlorofluoromethane, 1,1,1-trichloroethane, carbon tetrachloride, and 1,2-dichloroethane for instrument MSVOAD on 09/16/11 @ 14:04.

Affected sample: BP-VPB129-GW-588

Action: The non-detected results for the aforementioned analytes were qualified estimated, (UJ), except for the acetone result which was qualified rejected for the previously discussed RRF quality control limit non-compliance.

The initial calibration average RRF was less than the 0.05 quality control limit for acetone for instrument MSVOAK on 09/13/11. Additionally, the CCV RF was less than the 0.05 quality control limit for acetone.

Affected samples: BP-VPB129-DM-140, OU2-IDW-BX10-091511, OU2-IDW-BX4-091511

Action: Sample acetone non-detected results were qualified rejected, (UR).

The CCV %D was greater than the 20% quality control limit for dichlorodifluoromethane and carbon tetrachloride for instrument MSVOAK on 09/19/11 @ 12:00.

Affected samples: BP-VPB129-DM-140, OU2-IDW-BX10-091511, OU2-IDW-BX4-091511

Action: The non-detected results for the aforementioned analytes were qualified estimated, (UJ).

The CCV %D was greater than the 20% quality control limit for bromomethane and acetone for instrument MSVOAG on 09/20/11 @ 10:17.

Affected sample: BP-VPB129-GW-608 dilution re-analysis

Action: No validation action was necessary as only the trichloroethene result was reported from the sample dilution re-analysis.

The laboratory control sample (LCS) percent recovery (%R) was greater than the quality control limit for trichlorofluoromethane, 1,2-dichloroethane, and bromodichloromethane for LCS BSD0916W2.

Affected sample: BP-VPB129-GW-588

Action: No validation action was taken as all aforementioned analytes were non-detected for the sample BP-VPB129-GW-588.

Several matrix spike (MS) and MS duplicate (MSD) analyte %Rs and two MS/MSD relative percent differences (RPDs) for analytes were above the quality control limits for the MS and MSD included in the SDG. No validation action was taken as the spiked sample was not a sample from this SDG.

The %Rs were less than the quality control limit for the surrogate dibromofluoromethane for the samples as listed below.

Affected sample: OU2-IDW-BX10-091511 and OU2-IDW-BX10-091511 re-analysis

Action: Only the initial analytical results for sample OU2-IDW-BX10-091511 were reported as the sample re-analysis had a similar surrogate %R quality control limit non-compliance. The non-detected analyte results for the initial sample analysis were qualified estimated, (UJ).

The %Rs were greater than the quality control limit for the surrogates dibromofluoromethane and 4-fluorobenzene for the sample as listed below.

Affected sample: BP-VPB129-GW-588

Action: The sample was re-analyzed with slightly improved surrogate %Rs but still with a surrogate %R for dibromofluoromethane quality control limit non-compliant. The original sample results were reported. The positive and non-detected results were qualified estimated, (J) and (UJ), respectively.

The %R was greater than the quality control limit for the surrogate dibromofluoromethane for the sample as listed below.

Affected sample: BP-VPB129-GW-588 re-analysis

Action: The initial sample analysis results were reported and no further action was necessary.

The internal standard recoveries were less than the quality control limit for the matrix spike duplicate (MSD) sample SB-6B-02-18.5-09092011. As only the MSD was affected no validation action was taken for samples.

Additional Comments

Sample VOC analyte results were reported to the LOD.

Positive results below the limit of quantitation (LOQ) and above the detection limit were qualified as estimated, (J), due to uncertainty near the detection limit.

Sample BP-VPB129-GW-608 was analyzed both undiluted and diluted 10X. Only the trichloroethene result was reported from the 10X dilution.

EXECUTIVE SUMMARY


Laboratory Performance Issues: VOC results were qualified for RRF and CCV %D quality control limit non-compliances. VOC sample results were qualified for surrogate %R quality control limit non-compliances.

Other Factors Affecting Data Quality: Positive results below the limit of quantitation (LOQ) and above the detection limit were qualified as estimated, (J), due to uncertainty near the detection limit.


TO: D. BRAYACK
SDG: C3729

PAGE: 4

The data for these analyses were reviewed with reference to the SOP #HW-24 Revision #2, August 2008, USEPA Region II Hazardous Waste Support Branch Validating Volatile Organic Compounds by Gas Chromatography/Mass Spectrometry SW-846 Method 8260B, and the Department of Defense (DoD) document entitled "Quality Systems Manual (QSM) for Environmental Laboratories" (April 2009).



TetraTech NUS
Joseph Kallnyak
Chemist/Data Validator



TetraTech NUS
Joseph A. Samchuck
Data Validation Quality Assurance Officer

Attachments:

- Appendix A - Qualified Analytical Results
- Appendix B - Results as Reported by the Laboratory
- Appendix C - Region II Data Validation Forms
- Appendix D - Support Documentation

Appendix A

Qualified Analytical Results

Value Qualifier Key (Val Qual)

J – The result is an estimated quantity. The associated numerical value is the approximate concentration of the analyte in the sample.

UJ – The result is an estimated non-detected quantity. The associated numerical value is the approximate concentration of the analyte in the sample.

U - Value is a non-detect as reported by the laboratory.

UR – Non-detected result is considered rejected, (UR), as a result of technical non-compliances.

DATA QUALIFICATION CODE (QUAL CODE)

Qualifier Codes:

- A = Lab Blank Contamination
- B = Field Blank Contamination
- C = Calibration Noncompliance (i.e., % RSDs, %Ds, ICVs, CCVs, RRFs, etc.)
- C01 = GC/MS Tuning Noncompliance
- D = MS/MSD Recovery Noncompliance
- E = LCS/LCSD Recovery Noncompliance
- F = Lab Duplicate Imprecision
- G = Field Duplicate Imprecision
- H = Holding Time Exceedance
- I = ICP Serial Dilution Noncompliance
- J = ICP PDS Recovery Noncompliance; MSA's $r < 0.995$
- K = ICP Interference - includes ICS % R Noncompliance
- L = Instrument Calibration Range Exceedance
- M = Sample Preservation Noncompliance
- N = Internal Standard Noncompliance
- N01 = Internal Standard Recovery Noncompliance Dioxins
- N02 = Recovery Standard Noncompliance Dioxins
- N03 = Clean-up Standard Noncompliance Dioxins
- O = Poor Instrument Performance (i.e., base-time drifting)
- P = Uncertainty near detection limit ($< 2 \times$ IDL for inorganics and $< \text{CRQL}$ for organics)
Other problems (can encompass a number of issues;
- Q = i.e. chromatography, interferences, etc.)
- R = Surrogates Recovery Noncompliance
- S = Pesticide/PCB Resolution
- T = % Breakdown Noncompliance for DDT and Endrin
- U = RPD between columns/detectors $> 40\%$ for positive results determined via GC/HPLC
- V = Non-linear calibrations; correlation coefficient $r < 0.995$
- W = EMPC result
- X = Signal to noise response drop
- Y = Percent solids $< 30\%$
- Z = Uncertainty at 2 sigma deviation is less than sample activity
- Z1 = Tentatively Identified Compound considered presumptively present
- Z2 = Tentatively Identified Compound column bleed

PROJ_NO: 00622 SDG: C3729 FRACTION: OV MEDIA: WATER	NSAMPLE	BP-VPB129-GW-588			BP-VPB129-GW-608			BP-VPB129-GW-608DL			BP-VPB-TB-091211		
	LAB_ID	C3729-02			C3729-03			C3729-03DL			C3729-01		
	SAMP_DATE	9/12/2011			9/12/2011			9/12/2011			9/12/2011		
	QC_TYPE	NM			NM			NM			NM		
	UNITS	UG/L			UG/L			UG/L			UG/L		
	PCT_SOLIDS	0.0			0.0			0.0			0.0		
	DUP_OF												
PARAMETER	RESULT	VQL	QLCD	RESULT	VQL	QLCD	RESULT	VQL	QLCD	RESULT	VQL	QLCD	
1,1,1-TRICHLOROETHANE	0.5	UJ	CR	1.7						0.5	U		
1,1,2,2-TETRACHLOROETHANE	0.5	UJ	R	0.5	U					0.5	U		
1,1,2-TRICHLOROETHANE	0.64	J	PR	1.1						0.5	U		
1,1,2-TRICHLOROTRIFLUOROETHANE	5.4	J	R	15						0.5	U		
1,1-DICHLOROETHANE	0.81	J	PR	1.4						0.5	U		
1,1-DICHLOROETHENE	3.1	J	R	8.4						0.5	U		
1,2,4-TRICHLOROBENZENE	0.5	UJ	R	0.5	U					0.5	U		
1,2-DIBROMO-3-CHLOROPROPANE	0.5	UJ	R	0.5	U					0.5	U		
1,2-DIBROMOETHANE	0.5	UJ	CR	0.5	U					0.5	U		
1,2-DICHLOROBENZENE	0.5	UJ	R	0.5	U					0.5	U		
1,2-DICHLOROETHANE	0.5	UJ	R	0.5	U					0.5	U		
1,2-DICHLOROPROPANE	0.5	UJ	R	0.5	U					0.5	U		
1,3-DICHLOROBENZENE	0.5	UJ	R	0.5	U					0.5	U		
1,4-DICHLOROBENZENE	0.5	UJ	R	0.5	U					0.5	U		
2-BUTANONE	2.5	UJ	R	2.5	U					2.5	U		
2-HEXANONE	2.5	UJ	R	2.5	U					2.5	U		
4-METHYL-2-PENTANONE	2.5	UJ	R	2.5	U					2.5	U		
ACETONE	2	J	CPR	11						2.5	U		
BENZENE	0.5	UJ	R	0.5	U					0.5	U		
BROMODICHLOROMETHANE	0.5	UJ	R	0.5	U					0.5	U		
BROMOFORM	0.5	UJ	R	0.5	U					0.5	U		
BROMOMETHANE	0.5	UJ	CR	0.5	U					0.5	U		
CARBON DISULFIDE	0.5	UJ	R	1.3						0.5	U		
CARBON TETRACHLORIDE	0.5	UJ	CR	2.4						0.5	U		
CHLOROBENZENE	0.5	UJ	R	0.5	U					0.5	U		
CHLORODIBROMOMETHANE	0.5	UJ	R	0.5	U					0.5	U		
CHLOROETHANE	0.5	UJ	CR	0.87	J	P				0.5	U		
CHLOROFORM	0.49	J	PR	2.4						0.5	U		
CHLOROMETHANE	0.5	UJ	R	0.5	U					0.5	U		
CIS-1,2-DICHLOROETHENE	0.59	J	PR	2.2						0.5	U		
CIS-1,3-DICHLOROPROPENE	0.5	UJ	R	0.5	U					0.5	U		
CYCLOHEXANE	0.5	UJ	R	0.5	U					0.5	U		
DICHLORODIFLUOROMETHANE	0.5	UJ	R	1.5						0.5	U		
ETHYLBENZENE	0.5	UJ	R	0.5	U					0.5	U		
ISOPROPYLBENZENE	0.5	UJ	R	0.5	U					0.5	U		

PROJ_NO: 00622 SDG: C3729 FRACTION: OV MEDIA: WATER	NSAMPLE	BP-VPB129-GW-588			BP-VPB129-GW-608			BP-VPB129-GW-608DL			BP-VPB-TB-091211		
	LAB_ID	C3729-02			C3729-03			C3729-03DL			C3729-01		
	SAMP_DATE	9/12/2011			9/12/2011			9/12/2011			9/12/2011		
	QC_TYPE	NM			NM			NM			NM		
	UNITS	UG/L			UG/L			UG/L			UG/L		
	PCT_SOLIDS	0.0			0.0			0.0			0.0		
	DUP_OF												
PARAMETER	RESULT	VQL	QLCD	RESULT	VQL	QLCD	RESULT	VQL	QLCD	RESULT	VQL	QLCD	
M+P-XYLENES	1	UJ	R	1	U					1	U		
METHYL ACETATE	0.5	UJ	R	0.5	U					0.5	U		
METHYL CYCLOHEXANE	0.5	UJ	R	0.5	U					0.5	U		
METHYL TERT-BUTYL ETHER	0.5	UJ	R	0.5	U					0.5	U		
METHYLENE CHLORIDE	0.5	UJ	R	0.5	U					0.5	U		
O-XYLENE	0.5	UJ	R	0.5	U					0.5	U		
STYRENE	0.5	UJ	R	0.5	U					0.5	U		
TETRACHLOROETHENE	0.5	UJ	R	0.5	U					0.5	U		
TOLUENE	0.5	UJ	R	0.5	U					0.5	U		
TRANS-1,2-DICHLOROETHENE	0.5	UJ	R	0.5	U					0.5	U		
TRANS-1,3-DICHLOROPROPENE	0.5	UJ	R	0.5	U					0.5	U		
TRICHLOROETHENE	65	J	R				170			0.5	U		
TRICHLOROFLUOROMETHANE	0.5	UJ	CR	0.5	U					0.5	U		
VINYL CHLORIDE	0.5	UJ	R	0.5	U					0.5	U		

PROJ_NO: 00622 SDG: C3729 FRACTION: OV MEDIA: SOIL	NSAMPLE	BP-VPB129-DM-140			OU2-IDW-BX10-091511			OU2-IDW-BX4-091511		
	LAB_ID	C3729-04			C3729-06			C3729-05		
	SAMP_DATE	9/14/2011			9/15/2011			9/15/2011		
	QC_TYPE	NM			NM			NM		
	UNITS	UG/KG			UG/KG			UG/KG		
	PCT_SOLIDS	6.0			79.0			93.0		
	DUP_OF									
PARAMETER	RESULT	VQL	QLCD	RESULT	VQL	QLCD	RESULT	VQL	QLCD	
1,1,1-TRICHLOROETHANE	41	U		3.2	UJ	R	2.7	U		
1,1,2,2-TETRACHLOROETHANE	41	U		3.2	UJ	R	2.7	U		
1,1,2-TRICHLOROETHANE	41	U		3.2	UJ	R	2.7	U		
1,1,2-TRICHLOROTRIFLUOROETHANE	41	U		3.2	UJ	R	2.7	U		
1,1-DICHLOROETHANE	41	U		3.2	UJ	R	2.7	U		
1,1-DICHLOROETHENE	41	U		3.2	UJ	R	2.7	U		
1,2,4-TRICHLOROBENZENE	41	U		3.2	UJ	R	2.7	U		
1,2,4-TRIMETHYLBENZENE				3.2	UJ	R	2.7	U		
1,2-DIBROMO-3-CHLOROPROPANE	41	U		3.2	UJ	R	2.7	U		
1,2-DIBROMOETHANE	41	U		3.2	UJ	R	2.7	U		
1,2-DICHLOROBENZENE	41	U		3.2	UJ	R	2.7	U		
1,2-DICHLOROETHANE	41	U		3.2	UJ	R	2.7	U		
1,2-DICHLOROPROPANE	41	U		3.2	UJ	R	2.7	U		
1,3,5-TRIMETHYLBENZENE				3.2	UJ	R	2.7	U		
1,3-DICHLOROBENZENE	41	U		3.2	UJ	R	2.7	U		
1,4-DICHLOROBENZENE	41	U		3.2	UJ	R	2.7	U		
2-BUTANONE	205	U		16	UJ	R	13.5	U		
2-HEXANONE	205	U		16	UJ	R	13.5	U		
4-METHYL-2-PENTANONE	205	U		16	UJ	R	13.5	U		
ACETONE	205	UJ	C	16	UJ	CR	13.5	UJ	C	
BENZENE	41	U		3.2	UJ	R	2.7	U		
BROMODICHLOROMETHANE	41	U		3.2	UJ	R	2.7	U		
BROMOFORM	41	U		3.2	UJ	R	2.7	U		
BROMOMETHANE	41	U		3.2	UJ	R	2.7	U		
CARBON DISULFIDE	41	U		3.2	UJ	R	2.7	U		
CARBON TETRACHLORIDE	41	UJ	C	3.2	UJ	CR	2.7	UJ	C	
CHLOROBENZENE	41	U		3.2	UJ	R	2.7	U		
CHLORODIBROMOMETHANE	41	U		3.2	UJ	R	2.7	U		
CHLOROETHANE	41	U		3.2	UJ	R	2.7	U		
CHLOROFORM	41	U		3.2	UJ	R	2.7	U		
CHLOROMETHANE	41	U		3.2	UJ	R	2.7	U		
CIS-1,2-DICHLOROETHENE	41	U		3.2	UJ	R	2.7	U		
CIS-1,3-DICHLOROPROPENE	41	U		3.2	UJ	R	2.7	U		
CYCLOHEXANE	41	U		3.2	UJ	R	2.7	U		
DICHLORODIFLUOROMETHANE	41	UJ	C	3.2	UJ	CR	2.7	UJ	C	

PROJ_NO: 00622 SDG: C3729 FRACTION: OV MEDIA: SOIL	NSAMPLE	BP-VPB129-DM-140			OU2-IDW-BX10-091511			OU2-IDW-BX4-091511		
	LAB_ID	C3729-04			C3729-06			C3729-05		
	SAMP_DATE	9/14/2011			9/15/2011			9/15/2011		
	QC_TYPE	NM			NM			NM		
	UNITS	UG/KG			UG/KG			UG/KG		
	PCT_SOLIDS	6.0			79.0			93.0		
	DUP_OF									
PARAMETER	RESULT	VQL	QLCD	RESULT	VQL	QLCD	RESULT	VQL	QLCD	
ETHYLBENZENE	41	U		3.2	UJ	R	2.7	U		
ISOPROPYLBENZENE	41	U		3.2	UJ	R	2.7	U		
M+P-XYLENES	80	U		6.5	UJ	R	5.5	U		
METHYL ACETATE	41	U		3.2	UJ	R	2.7	U		
METHYL CYCLOHEXANE	41	U		3.2	UJ	R	2.7	U		
METHYL TERT-BUTYL ETHER	41	U		3.2	UJ	R	2.7	U		
METHYLENE CHLORIDE	41	U		3.2	UJ	R	2.7	U		
N-BUTYLBENZENE				3.2	UJ	R	2.7	U		
N-PROPYLBENZENE				3.2	UJ	R	2.7	U		
O-XYLENE	41	U		3.2	UJ	R	2.7	U		
SEC-BUTYLBENZENE				3.2	UJ	R	2.7	U		
STYRENE	41	U		3.2	UJ	R	2.7	U		
TERT-BUTYLBENZENE				3.2	UJ	R	2.7	U		
TETRACHLOROETHENE	41	U		3.2	UJ	R	2.7	U		
TOLUENE	41	U		3.2	UJ	R	2.7	U		
TRANS-1,2-DICHLOROETHENE	41	U		3.2	UJ	R	2.7	U		
TRANS-1,3-DICHLOROPROPENE	41	U		3.2	UJ	R	2.7	U		
TRICHLOROETHENE	41	U		3.2	UJ	R	2.7	U		
TRICHLOROFLUOROMETHANE	41	U		3.2	UJ	R	2.7	U		
VINYL CHLORIDE	41	U		3.2	UJ	R	2.7	U		



TO: D. BRAYACK **DATE:** NOVEMBER 1, 2011
FROM: MICHELLE L. ALLEN **COPIES:** DV FILE
SUBJECT: ORGANIC & INORGANIC DATA VALIDATION – VOC/TOC
NAVAL WEAPONS INDUSTRIAL RESERVE PLANT (NWIRP), BETHPAGE
CTO WE066
SAMPLE DELIVERY GROUP (SDG) C3804

SAMPLES: 10/Aqueous/VOC

BP-VPB-TB-091911	BP-VPB129-GW-628	BP-VPB129-GW-648
BP-VPB129-GW-668	BP-VPB129-GW-688	BP-VPB129-GW-708
BP-VPB129-GW-748	BP-VPB129-GW-768	BP-VPB129-GW-788
BP-VPB129-GW-848		

2/Soil/TOC

BP-VPB129-SB-728	BP-VPB129-SB-808
------------------	------------------

Overview

The sample set for NWIRP Bethpage SDG C3804 consisted of nine (9) aqueous environmental samples, two (2) soil samples, and one (1) trip blank. All ten (10) aqueous samples were analyzed for Target Compound List (TCL) volatile organic compounds (VOC). The two (2) soil samples were analyzed for total organic carbon (TOC). No field duplicate sample pair was associated with this sample data group (SDG).

The samples were collected by Tetra Tech on September 19, 20, 21, and 22, 2011 and analyzed by Chemtech. All analyses were conducted in accordance with EPA Method SW-846 8260B and 9060 analytical and reporting protocols. The data contained in this SDG was validated with regard to the following parameters:

- * • Data completeness
- * • Hold times
- * • GC/MS System Tuning and Performance
- Initial/continuing calibrations
- * • Laboratory Method and Field Blank Results
- Surrogate Spike Recoveries
- * • Internal Standard Results
- Laboratory Control Sample/Laboratory Control Sample Duplicate Results
- * • Matrix Spike/Matrix Spike Duplicate Sample Results
- * • Compound Identification
- * • Compound Quantitation
- * • Detection Limits

The symbol (*) indicates that all quality control criteria were met for this parameter. Qualified analytical results are presented in Appendix A, results as reported by the laboratory are presented in Appendix B, Region II data validation forms are presented in Appendix C, and documentation supporting these findings is presented in Appendix D.

Volatiles (VOC)

Due to the nature of the matrices, the environmental groundwater samples in this SDG, with the exception of samples, BP-VPB129-GW-628 and BP-VPB129-GW-668, were analyzed as soils. The sample results were reported in $\mu\text{g}/\text{Kg}$ based on the dry weight of the sample.

The continuing calibration performed on instrument MSVOAG on 09/26/11 @ 10:55 had a Percent Drift (%Drift) for bromomethane above the 20% quality control limit. The non-detected results reported for this compound in the affected samples, BP-VPB-TB-091911, BP-VPB129-GW-628, and BP-VPB129-GW-668, were qualified as estimated, (UJ).

The Percent Recovery (%R) for the surrogate spike compound, 4-bromofluorobenzene, was below the lower quality control limit in sample, BP-VPB129-GW-688. The sample was reanalyzed with a similar result. The initial analysis of this sample was used in the data validation. The positive and non-detected results reported from the reanalyses were qualified as estimated, (J) and (UJ), respectively.

The %R for the surrogate spike compound, 4-bromofluorobenzene, was below the lower quality control limit in sample BP-VPB129-GW-628. The %R for the surrogate dibromofluoromethane was above the upper quality control limit in the reanalysis of this sample. In conjunction with calibration data, the data validator used the results from the initial analysis in the data validation. The positive and non-detected results reported for the target compounds in the affected sample were qualified as estimated, (J) and (UJ), respectively.

Positive results reported below the LOQ but above the Method Detection Limit (MDL) were qualified as estimated, (J).

TOC

No issues were identified.

Additional Comments

The continuing calibration performed on instrument MSVOAG on 09/27/11 @ 10:55 had %Drifts for bromomethane, acetone, and 1,2-dibromo-3-chloropropane above the 20% quality control limit. No action was necessary because the results of the affected sample were not used in the data validation.

The Laboratory Control Sample (LCS), BSG0927W1, %Rs for acetone, methyl tert-butyl ether, and 1,2-dichlorobenzene above the upper quality control limits. No action necessary in the affected sample because the results from this sample were not used in the data validation.

Non-detected results are reported to the Limit of Detection (LOD).

The Region II Data Validation Standard Operating Procedures (SOPs) for TOC analysis were not present on the EPA Region II internet site; therefore, EPA Region II worksheets are not included for this fraction in the data validation letter.

EXECUTIVE SUMMARY


Laboratory Performance Issues: Continuing calibration %Drifts exceeded the 20% quality control limit. A LCS had high %Rs for some target compounds.

Other Factors Affecting Data Quality: Two samples had noncompliant surrogate %Rs. Positive results reported below the LOQ but above the MDL were qualified as estimated.

The data for these analyses were reviewed with reference to the SOP #HW-24 Revision #2, USEPA Region II Hazardous Waste Support Branch Validating Volatile Organic Compounds by Gas Chromatography/Mass Spectrometry SW-846 Method 8260B (August 2008), EPA Method SW-846 8260B and 9060 analytical and reporting protocols, and the Department of Defense (DoD) document entitled "Quality Systems Manual (QSM) for Environmental Laboratories" (April 2009).



TetraTech NUS
Michelle L. Allen
Chemist/Data Validator



TetraTech NUS
Joseph A. Samchuck
Data Validation Quality Assurance Officer

Attachments:

1. Appendix A - Qualified Analytical Results
2. Appendix B - Results as Reported by the Laboratory
3. Appendix C - Region II Data Validation Forms
4. Appendix D - Support Documentation

Appendix A

Qualified Analytical Results

Qualifier Codes:

- A = Lab Blank Contamination
- B = Field Blank Contamination
- C = Calibration Noncompliance (i.e., % RSDs, %Ds, ICVs, CCVs, RRFs, etc.)
- C01 = GC/MS Tuning Noncompliance
- D = MS/MSD Recovery Noncompliance
- E = LCS/LCSD Recovery Noncompliance
- F = Lab Duplicate Imprecision
- G = Field Duplicate Imprecision
- H = Holding Time Exceedance
- I = ICP Serial Dilution Noncompliance
- J = ICP PDS Recovery Noncompliance; MSA's $r < 0.995$
- K = ICP Interference - includes ICS % R Noncompliance
- L = Instrument Calibration Range Exceedance
- M = Sample Preservation Noncompliance
- N = Internal Standard Noncompliance
- N01 = Internal Standard Recovery Noncompliance Dioxins
- N02 = Recovery Standard Noncompliance Dioxins
- N03 = Clean-up Standard Noncompliance Dioxins
- O = Poor Instrument Performance (i.e., base-time drifting)
- P = Uncertainty near detection limit ($< 2 \times$ IDL for inorganics and $<$ CRQL for organics)
- Q = Other problems (can encompass a number of issues; i.e. chromatography, interferences, etc.)
- R = Surrogates Recovery Noncompliance
- S = Pesticide/PCB Resolution
- T = % Breakdown Noncompliance for DDT and Endrin
- U = RPD between columns/detectors $>40\%$ for positive results determined via GC/HPLC
- V = Non-linear calibrations; correlation coefficient $r < 0.995$
- W = EMPC result
- X = Signal to noise response drop
- Y = Percent solids $<30\%$
- Z = Uncertainty at 2 sigma deviation is less than sample activity
- Z1 = Tentatively Identified Compound considered presumptively present
- Z2 = Tentatively Identified Compound column bleed

PROJ_NO: 00622 SDG: C3804 FRACTION: OV MEDIA: SOIL	NSAMPLE	BP-VPB129-GW-628			BP-VPB129-GW-648			BP-VPB129-GW-668			BP-VPB129-GW-688		
	LAB_ID	C3804-02			C3804-13			C3804-04			C3804-14		
	SAMP_DATE	9/19/2011			9/19/2011			9/19/2011			9/20/2011		
	QC_TYPE	NM			NM			NM			NM		
	UNITS	UG/L			UG/KG			UG/L			UG/KG		
	PCT_SOLIDS	0.0			7.0			0.0			12.0		
	DUP_OF												
PARAMETER	RESULT	VQL	QLCD	RESULT	VQL	QLCD	RESULT	VQL	QLCD	RESULT	VQL	QLCD	
1,1,1-TRICHLOROETHANE	0.5	UJ	R	36	U		0.5	U		20.5	UJ	R	
1,1,2,2-TETRACHLOROETHANE	0.5	UJ	R	36	U		0.5	U		20.5	UJ	R	
1,1,2-TRICHLOROETHANE	0.5	UJ	R	36	U		0.5	U		20.5	UJ	R	
1,1,2-TRICHLOROTRIFLUOROETHANE	2.4	J	R	36	U		0.5	U		20.5	UJ	R	
1,1-DICHLOROETHANE	0.5	UJ	R	36	U		0.5	U		20.5	UJ	R	
1,1-DICHLOROETHENE	1.1	J	R	36	U		0.5	U		20.5	UJ	R	
1,2,4-TRICHLOROBENZENE	0.5	UJ	R	36	U		0.5	U		20.5	UJ	R	
1,2-DIBROMO-3-CHLOROPROPANE	0.5	UJ	R	36	U		0.5	U		20.5	UJ	R	
1,2-DIBROMOETHANE	0.5	UJ	R	36	U		0.5	U		20.5	UJ	R	
1,2-DICHLOROBENZENE	0.5	UJ	R	36	U		0.5	U		20.5	UJ	R	
1,2-DICHLOROETHANE	0.5	UJ	R	36	U		0.5	U		20.5	UJ	R	
1,2-DICHLOROPROPANE	0.5	UJ	R	36	U		0.5	U		20.5	UJ	R	
1,3-DICHLOROBENZENE	0.5	UJ	R	36	U		0.5	U		20.5	UJ	R	
1,4-DICHLOROBENZENE	0.5	UJ	R	36	U		0.5	U		20.5	UJ	R	
2-BUTANONE	2.5	UJ	R	180	U		2.5	U		100	UJ	R	
2-HEXANONE	2.5	UJ	R	180	U		2.5	U		100	UJ	R	
4-METHYL-2-PENTANONE	2.5	UJ	R	180	U		2.5	U		100	UJ	R	
ACETONE	19	J	R	180	U		2.5	U		100	UJ	R	
BENZENE	0.5	UJ	R	36	U		0.5	U		20.5	UJ	R	
BROMODICHLOROMETHANE	0.5	UJ	R	36	U		0.5	U		20.5	UJ	R	
BROMOFORM	0.5	UJ	R	36	U		0.5	U		20.5	UJ	R	
BROMOMETHANE	0.5	UJ	CR	36	U		0.5	UJ	C	20.5	UJ	R	
CARBON DISULFIDE	0.5	UJ	R	36	U		0.5	U		20.5	UJ	R	
CARBON TETRACHLORIDE	1.7	J	R	36	U		0.5	U		20.5	UJ	R	
CHLOROBENZENE	0.5	UJ	R	36	U		0.5	U		20.5	UJ	R	
CHLORODIBROMOMETHANE	0.5	UJ	R	36	U		0.5	U		20.5	UJ	R	
CHLOROETHANE	0.74	J	PR	36	U		0.5	U		20.5	UJ	R	
CHLOROFORM	0.88	J	PR	36	U		0.5	U		20.5	UJ	R	
CHLOROMETHANE	0.66	J	PR	36	U		0.5	U		20.5	UJ	R	
CIS-1,2-DICHLOROETHENE	0.81	J	PR	36	U		0.5	U		20.5	UJ	R	
CIS-1,3-DICHLOROPROPENE	0.5	UJ	R	36	U		0.5	U		20.5	UJ	R	
CYCLOHEXANE	0.5	UJ	R	36	U		0.5	U		20.5	UJ	R	
DICHLORODIFLUOROMETHANE	0.5	J	PR	36	U		0.5	U		20.5	UJ	R	
ETHYLBENZENE	0.5	UJ	R	36	U		0.5	U		20.5	UJ	R	
ISOPROPYLBENZENE	0.5	UJ	R	36	U		0.5	U		20.5	UJ	R	

PROJ_NO: 00622 SDG: C3804 FRACTION: OV MEDIA: SOIL	NSAMPLE	BP-VPB129-GW-708			BP-VPB129-GW-748			BP-VPB129-GW-768			BP-VPB129-GW-788		
	LAB_ID	C3804-15			C3804-16			C3804-17			C3804-18		
	SAMP_DATE	9/20/2011			9/20/2011			9/21/2011			9/21/2011		
	QC_TYPE	NM			NM			NM			NM		
	UNITS	UG/KG			UG/KG			UG/KG			UG/KG		
	PCT_SOLIDS	13.0			9.0			9.0			8.0		
	DUP_OF												
PARAMETER	RESULT	VQL	QLCD	RESULT	VQL	QLCD	RESULT	VQL	QLCD	RESULT	VQL	QLCD	
1,1,1-TRICHLOROETHANE	19.5	U		27.5	U		28	U		31	U		
1,1,2,2-TETRACHLOROETHANE	19.5	U		27.5	U		28	U		31	U		
1,1,2-TRICHLOROETHANE	19.5	U		27.5	U		28	U		31	U		
1,1,2-TRICHLOROTRIFLUOROETHANE	19.5	U		27.5	U		28	U		31	U		
1,1-DICHLOROETHANE	19.5	U		27.5	U		28	U		31	U		
1,1-DICHLOROETHENE	19.5	U		27.5	U		28	U		31	U		
1,2,4-TRICHLOROBENZENE	19.5	U		27.5	U		28	U		31	U		
1,2-DIBROMO-3-CHLOROPROPANE	19.5	U		27.5	U		28	U		31	U		
1,2-DIBROMOETHANE	19.5	U		27.5	U		28	U		31	U		
1,2-DICHLOROBENZENE	19.5	U		27.5	U		28	U		31	U		
1,2-DICHLOROETHANE	19.5	U		27.5	U		28	U		31	U		
1,2-DICHLOROPROPANE	19.5	U		27.5	U		28	U		31	U		
1,3-DICHLOROBENZENE	19.5	U		27.5	U		28	U		31	U		
1,4-DICHLOROBENZENE	19.5	U		27.5	U		28	U		31	U		
2-BUTANONE	95	U		135	U		140	U		155	U		
2-HEXANONE	95	U		135	U		140	U		155	U		
4-METHYL-2-PENTANONE	95	U		135	U		140	U		155	U		
ACETONE	85	J	P	135	U		140	U		155	U		
BENZENE	19.5	U		27.5	U		28	U		31	U		
BROMODICHLOROMETHANE	19.5	U		27.5	U		28	U		31	U		
BROMOFORM	19.5	U		27.5	U		28	U		31	U		
BROMOMETHANE	19.5	U		27.5	U		28	U		31	U		
CARBON DISULFIDE	19.5	U		27.5	U		28	U		31	U		
CARBON TETRACHLORIDE	19.5	U		27.5	U		28	U		31	U		
CHLOROBENZENE	19.5	U		27.5	U		28	U		31	U		
CHLORODIBROMOMETHANE	19.5	U		27.5	U		28	U		31	U		
CHLOROETHANE	19.5	U		27.5	U		28	U		31	U		
CHLOROFORM	19.5	U		27.5	U		28	U		31	U		
CHLOROMETHANE	19.5	U		27.5	U		28	U		31	U		
CIS-1,2-DICHLOROETHENE	19.5	U		27.5	U		28	U		31	U		
CIS-1,3-DICHLOROPROPENE	19.5	U		27.5	U		28	U		31	U		
CYCLOHEXANE	19.5	U		27.5	U		28	U		31	U		
DICHLORODIFLUOROMETHANE	19.5	U		27.5	U		28	U		31	U		
ETHYLBENZENE	19.5	U		27.5	U		28	U		31	U		
ISOPROPYLBENZENE	19.5	U		27.5	U		28	U		31	U		

PROJ_NO: 00622 SDG: C3804 FRACTION: OV MEDIA: SOIL	NSAMPLE	BP-VPB129-GW-848			BP-VPB-TB-091911		
	LAB_ID	C3804-19			C3804-01		
	SAMP_DATE	9/22/2011			9/19/2011		
	QC_TYPE	NM			NM		
	UNITS	UG/KG			UG/L		
	PCT_SOLIDS	15.0			0.0		
	DUP_OF						
PARAMETER	RESULT	VQL	QLCD	RESULT	VQL	QLCD	
1,1,1-TRICHLOROETHANE	16.5	U		0.5	U		
1,1,2,2-TETRACHLOROETHANE	16.5	U		0.5	U		
1,1,2-TRICHLOROETHANE	16.5	U		0.5	U		
1,1,2-TRICHLOROTRIFLUOROETHANE	16.5	U		0.5	U		
1,1-DICHLOROETHANE	16.5	U		0.5	U		
1,1-DICHLOROETHENE	16.5	U		0.5	U		
1,2,4-TRICHLOROBENZENE	16.5	U		0.5	U		
1,2-DIBROMO-3-CHLOROPROPANE	16.5	U		0.5	U		
1,2-DIBROMOETHANE	16.5	U		0.5	U		
1,2-DICHLOROBENZENE	16.5	U		0.5	U		
1,2-DICHLOROETHANE	16.5	U		0.5	U		
1,2-DICHLOROPROPANE	16.5	U		0.5	U		
1,3-DICHLOROBENZENE	16.5	U		0.5	U		
1,4-DICHLOROBENZENE	16.5	U		0.5	U		
2-BUTANONE	85	U		2.5	U		
2-HEXANONE	85	U		2.5	U		
4-METHYL-2-PENTANONE	85	U		2.5	U		
ACETONE	85	U		2.5	U		
BENZENE	16.5	U		0.5	U		
BROMODICHLOROMETHANE	16.5	U		0.5	U		
BROMOFORM	16.5	U		0.5	U		
BROMOMETHANE	16.5	U		0.5	UJ	C	
CARBON DISULFIDE	16.5	U		0.5	U		
CARBON TETRACHLORIDE	16.5	U		0.5	U		
CHLOROBENZENE	16.5	U		0.5	U		
CHLORODIBROMOMETHANE	16.5	U		0.5	U		
CHLOROETHANE	16.5	U		0.5	U		
CHLOROFORM	16.5	U		0.5	U		
CHLOROMETHANE	16.5	U		0.5	U		
CIS-1,2-DICHLOROETHENE	16.5	U		0.5	U		
CIS-1,3-DICHLOROPROPENE	16.5	U		0.5	U		
CYCLOHEXANE	16.5	U		0.5	U		
DICHLORODIFLUOROMETHANE	16.5	U		0.5	U		
ETHYLBENZENE	16.5	U		0.5	U		
ISOPROPYLBENZENE	16.5	U		0.5	U		

PROJ_NO: 00622 SDG: C3804 FRACTION: OV MEDIA: SOIL	NSAMPLE	BP-VPB129-GW-628			BP-VPB129-GW-648			BP-VPB129-GW-668			BP-VPB129-GW-688		
	LAB_ID	C3804-02			C3804-13			C3804-04			C3804-14		
	SAMP_DATE	9/19/2011			9/19/2011			9/19/2011			9/20/2011		
	QC_TYPE	NM			NM			NM			NM		
	UNITS	UG/L			UG/KG			UG/L			UG/KG		
	PCT_SOLIDS	0.0			7.0			0.0			12.0		
	DUP_OF												
PARAMETER	RESULT	VQL	QLCD	RESULT	VQL	QLCD	RESULT	VQL	QLCD	RESULT	VQL	QLCD	
M+P-XYLENES	1	UJ	R	70	U		1	U		41	UJ	R	
METHYL ACETATE	0.5	UJ	R	36	U		0.5	U		20.5	UJ	R	
METHYL CYCLOHEXANE	0.5	UJ	R	36	U		0.5	U		20.5	UJ	R	
METHYL TERT-BUTYL ETHER	0.5	UJ	R	36	U		0.5	U		20.5	UJ	R	
METHYLENE CHLORIDE	0.5	UJ	R	47	J	P	0.5	U		20.5	UJ	R	
O-XYLENE	0.5	UJ	R	36	U		0.5	U		20.5	UJ	R	
STYRENE	0.5	UJ	R	36	U		0.5	U		20.5	UJ	R	
TETRACHLOROETHENE	0.5	UJ	R	36	U		0.5	U		20.5	UJ	R	
TOLUENE	0.5	UJ	R	36	U		0.5	U		20.5	UJ	R	
TRANS-1,2-DICHLOROETHENE	0.5	UJ	R	36	U		0.5	U		20.5	UJ	R	
TRANS-1,3-DICHLOROPROPENE	0.5	UJ	R	36	U		0.5	U		20.5	UJ	R	
TRICHLOROETHENE	66	J	R	36	U		0.5	U		12	J	PR	
TRICHLOROFLUOROMETHANE	0.5	UJ	R	36	U		0.5	U		20.5	UJ	R	
VINYL CHLORIDE	0.5	UJ	R	36	U		0.5	U		20.5	UJ	R	

PROJ_NO: 00622 SDG: C3804 FRACTION: OV MEDIA: SOIL	NSAMPLE	BP-VPB129-GW-708			BP-VPB129-GW-748			BP-VPB129-GW-768			BP-VPB129-GW-788		
	LAB_ID	C3804-15			C3804-16			C3804-17			C3804-18		
	SAMP_DATE	9/20/2011			9/20/2011			9/21/2011			9/21/2011		
	QC_TYPE	NM			NM			NM			NM		
	UNITS	UG/KG			UG/KG			UG/KG			UG/KG		
	PCT_SOLIDS	13.0			9.0			9.0			8.0		
	DUP_OF												
PARAMETER	RESULT	VQL	QLCD	RESULT	VQL	QLCD	RESULT	VQL	QLCD	RESULT	VQL	QLCD	
M+P-XYLENES	38.5	U		55	U		55	U		60	U		
METHYL ACETATE	19.5	U		27.5	U		28	U		31	U		
METHYL CYCLOHEXANE	19.5	U		27.5	U		28	U		31	U		
METHYL TERT-BUTYL ETHER	19.5	U		27.5	U		28	U		31	U		
METHYLENE CHLORIDE	36	J	P	43	J	P	84			97			
O-XYLENE	19.5	U		27.5	U		28	U		31	U		
STYRENE	19.5	U		27.5	U		28	U		31	U		
TETRACHLOROETHENE	19.5	U		27.5	U		28	U		31	U		
TOLUENE	19.5	U		27.5	U		28	U		31	U		
TRANS-1,2-DICHLOROETHENE	19.5	U		27.5	U		28	U		31	U		
TRANS-1,3-DICHLOROPROPENE	19.5	U		27.5	U		28	U		31	U		
TRICHLOROETHENE	9.8	J	P	19	J	P	28	U		31	U		
TRICHLOROFLUOROMETHANE	19.5	U		27.5	U		28	U		31	U		
VINYL CHLORIDE	19.5	U		27.5	U		28	U		31	U		

PROJ_NO: 00622 SDG: C3804 FRACTION: OV MEDIA: SOIL	NSAMPLE	BP-VPB129-GW-848			BP-VPB-TB-091911		
	LAB_ID	C3804-19			C3804-01		
	SAMP_DATE	9/22/2011			9/19/2011		
	QC_TYPE	NM			NM		
	UNITS	UG/KG			UG/L		
	PCT_SOLIDS	15.0			0.0		
	DUP_OF						
PARAMETER	RESULT	VQL	QLCD	RESULT	VQL	QLCD	
M+P-XYLENES	33.5	U		1	U		
METHYL ACETATE	16.5	U		0.5	U		
METHYL CYCLOHEXANE	16.5	U		0.5	U		
METHYL TERT-BUTYL ETHER	16.5	U		0.5	U		
METHYLENE CHLORIDE	16.5	U		0.5	U		
O-XYLENE	16.5	U		0.5	U		
STYRENE	16.5	U		0.5	U		
TETRACHLOROETHENE	16.5	U		0.5	U		
TOLUENE	16.5	U		0.5	U		
TRANS-1,2-DICHLOROETHENE	16.5	U		0.5	U		
TRANS-1,3-DICHLOROPROPENE	16.5	U		0.5	U		
TRICHLOROETHENE	16.5	U		0.5	U		
TRICHLOROFLUOROMETHANE	16.5	U		0.5	U		
VINYL CHLORIDE	16.5	U		0.5	U		

PROJ_NO: 00622 SDG: C3804 FRACTION: MISC MEDIA: SOIL	NSAMPLE	BP-VPB129-SB-728			BP-VPB129-SB-808		
	LAB_ID	C3804-07			C3804-11		
	SAMP_DATE	9/20/2011			9/21/2011		
	QC_TYPE	NM			NM		
	UNITS	MG/KG			MG/KG		
	PCT_SOLIDS	80.8			81.0		
	DUP_OF						
PARAMETER	RESULT	VQL	QLCD	RESULT	VQL	QLCD	
TOTAL ORGANIC CARBON	540			340			



TO: D. BRAYACK **DATE:** DECEMBER 22, 2011
FROM: JOSEPH KALINYAK **COPIES:** DV FILE
SUBJECT: ORGANIC DATA VALIDATION – VOC
NWIRP BETHPAGE CTO 066
SDG 1110243
SAMPLES: 1 / Air / VOC
BP-VPB129-AIR-101111

OVERVIEW

The sample set for NWIRP Bethpage, CTO 066, SDG 1110243 consisted of one (1) air sample. The one (1) air sample was analyzed for volatile organic compounds (VOC) as listed above. No field duplicate samples were included with this Sample Delivery Group (SDG).

The sample was collected by Tetra Tech on October 11 and 12, 2011 and analyzed by Air Toxics Ltd. laboratory. The sample was collected at two different dates and times as noted on the Chain of Custody (COC), 1st on 10/11/11 from 12:00-15:00 and 2nd on 10/12/11 from 09:00-14:00. The analysis was conducted in accordance with EPA Method TO-15 using simultaneous Full Scan and Single Ion Monitoring (SIM) analytical and reporting protocols. The data contained in this SDG was validated with regard to the following parameters:

- * • Data completeness
- * • Hold times
- * • GCMS System Tuning and Performance
- Initial/continuing calibrations
- * • Laboratory Control Sample Recoveries
- Laboratory Method Blank Results
- * • Surrogate Spike Recoveries
- * • Internal Standard Recoveries
- * • Compound Identification
- * • Compound Quantitation
- * • Detection Limits

The symbol (*) indicates that all quality control criteria were met for this parameter. Qualified analytical results are presented in Appendix A, results as reported by the laboratory are presented in Appendix B, Region II data validation forms are presented in Appendix C, and documentation supporting these findings is presented in Appendix D.

VOC

The following compounds were detected in the associated method blank #1110243-02A at the maximum concentration as indicated below affecting the sample:

<u>Compound</u>	<u>Maximum Conc. ($\mu\text{g}/\text{m}^3$)</u>	<u>Action Level ($\mu\text{g}/\text{m}^3$)</u>
1,4-Dichlorobenzene	0.14	0.70
1,2,4-Trichlorobenzene	0.64	3.20

An action level of 5X the maximum contaminant concentration was established to evaluate laboratory contamination for the aforementioned compounds. Dilution factors and sample aliquots were taken into consideration during the application of all action levels. The sample positive result for 1,2,4-trichlorobenzene was qualified non-detected, (U), due to the method blank contamination.

The initial calibration percent relative standard deviation (%RSD) was greater than the 30% quality control limit for ethanol for instrument MSD-E on 09/08/11 affecting the SDG sample. The positive ethanol result was qualified estimated, (J).

Positive results below the Reporting Limit (RL) and above the method detection limit were qualified as estimated, (J), due to uncertainty near the detection limit.

ADDITIONAL COMMENTS

The laboratory reported the VOC air result concentrations in units of both ppbv and $\mu\text{g}/\text{m}^3$ on the sample forms. The results in the database and the qualified analytical result concentrations are reported as $\mu\text{g}/\text{m}^3$ only.

The laboratory performed a duplicate analysis for sample BP-VPB129-AIR-101111. All positive analyte concentrations were <5X the RL. The quality control limit of 20% for the relative percent differences (RPD) for positive analytes was not applicable.

Sample VOC analyte results were reported to the RL.

EXECUTIVE SUMMARY


Laboratory Performance Issues: The sample was qualified for 1,2,4-trichlorobenzene method blank contamination. The sample positive ethanol result was qualified for a initial calibration %RSD quality control limit non-compliance.

Other Factors Affecting Data Quality: Positive results below the Reporting Limit (RL) and above the method detection limit were qualified as estimated, (J), due to uncertainty near the detection limit.


TO: D. BRAYACK
SDG: 1110243

PAGE: 3

The data for these analyses were reviewed with reference to the EPA Method TO-15, SOP HW-31 Revision #4, October 2006, USEPA Region II Hazardous Waste Support Branch Validating Volatile Organic Compounds by Gas Chromatography/Mass Spectrometry, and the Department of Defense (DoD) document entitled "Quality Systems Manual (QSM) for Environmental Laboratories" (April 2009).



Tetra Tech NUS
Joseph Kalinyak
Chemist/Data Validator



Tetra Tech NUS
Joseph A. Samchuck
Data Validation Quality Assurance Officer

Attachments:

- Appendix A - Qualified Analytical Results
- Appendix B - Results as Reported by the Laboratory
- Appendix C - Region II Data Validation Forms
- Appendix D - Support Documentation

Appendix A

Qualified Analytical Results

Value Qualifier Key (Val Qual)

J – The result is an estimated quantity. The associated numerical value is the approximate concentration of the analyte in the sample.

UJ – The result is an estimated non-detected quantity. The associated numerical value is the approximate concentration of the analyte in the sample.

U - Value is a non-detect as reported by the laboratory.

UR – Non-detected result is considered rejected, (UR), as a result of technical non-compliances.

DATA QUALIFICATION CODE (QUAL CODE)

Qualifier Codes:

- A = Lab Blank Contamination
- B = Field Blank Contamination
- C = Calibration Noncompliance (i.e., % RSDs, %Ds, ICVs, CCVs, RRFs, etc.)
- C01 = GC/MS Tuning Noncompliance
- D = MS/MSD Recovery Noncompliance
- E = LCS/LCSD Recovery Noncompliance
- F = Lab Duplicate Imprecision
- G = Field Duplicate Imprecision
- H = Holding Time Exceedance
- I = ICP Serial Dilution Noncompliance
- J = ICP PDS Recovery Noncompliance; MSA's $r < 0.995$
- K = ICP Interference - includes ICS % R Noncompliance
- L = Instrument Calibration Range Exceedance
- M = Sample Preservation Noncompliance
- N = Internal Standard Noncompliance
- N01 = Internal Standard Recovery Noncompliance Dioxins
- N02 = Recovery Standard Noncompliance Dioxins
- N03 = Clean-up Standard Noncompliance Dioxins
- O = Poor Instrument Performance (i.e., base-time drifting)
- P = Uncertainty near detection limit ($< 2 \times$ IDL for inorganics and $<$ CRQL for organics)
Other problems (can encompass a number of issues;
- Q = i.e.chromatography,interferences, etc.)
- R = Surrogates Recovery Noncompliance
- S = Pesticide/PCB Resolution
- T = % Breakdown Noncompliance for DDT and Endrin
- U = RPD between columns/detectors $>40\%$ for positive results determined via GC/HPLC
- V = Non-linear calibrations; correlation coefficient $r < 0.995$
- W = EMPC result
- X = Signal to noise response drop
- Y = Percent solids $<30\%$
- Z = Uncertainty at 2 sigma deviation is less than sample activity
- Z1 = Tentatively Identified Compound considered presumptively present
- Z2 = Tentatively Identified Compound column bleed

PROJ_NO: 00622 SDG: 1110243 FRACTION: OV-M3 MEDIA: AIR	NSAMPLE	BP-VPB129-AIR-101111		
	LAB_ID	1110243-01A		
	SAMP_DATE	10/12/2011		
	QC_TYPE	NM		
	UNITS	UG/M3		
	PCT_SOLIDS			
	DUP_OF			
PARAMETER	RESULT	VQL	QLCD	
1,1,1-TRICHLOROETHANE	0.44	U		
1,1,2,2-TETRACHLOROETHANE	0.55	U		
1,1,2-TRICHLOROETHANE	0.44	U		
1,1,2-TRICHLOROTRIFLUOROETHANE	0.49	J	P	
1,1-DICHLOROETHANE	0.65	U		
1,1-DICHLOROETHENE	0.64	U		
1,2,4-TRICHLOROBENZENE	6	U	A	
1,2,4-TRIMETHYLBENZENE	0.79	U		
1,2-DIBROMOETHANE	0.62	U		
1,2-DICHLOROBENZENE	0.48	U		
1,2-DICHLOROETHANE	0.65	U		
1,2-DICHLOROPROPANE	0.74	U		
1,2-DICHLOROTETRAFLUOROETHANE	0.56	U		
1,3,5-TRIMETHYLBENZENE	0.79	U		
1,3-DICHLOROBENZENE	0.48	U		
1,4-DICHLOROBENZENE	0.48	U		
1,4-DIOXANE	0.58	U		
2,2,4-TRIMETHYLPENTANE	0.75	U		
2-BUTANONE	0.41	J	P	
4-METHYL-2-PENTANONE	0.66	U		
BENZENE	0.4	J	P	
BENZYL CHLORIDE	0.83	U		
BROMODICHLOROMETHANE	0.54	U		
BROMOFORM	0.83	U		
BROMOMETHANE	0.62	U		
CARBON TETRACHLORIDE	0.51	U		
CHLOROBENZENE	0.74	U		
CHLORODIBROMOMETHANE	0.68	U		
CHLOROETHANE	2.1	U		
CHLOROFORM	0.79	U		
CHLOROMETHANE	0.92			
CIS-1,2-DICHLOROETHENE	0.64	U		
CIS-1,3-DICHLOROPROPENE	0.73	U		
CYCLOHEXANE	0.55	U		
DICHLORODIFLUOROMETHANE	2.3			

PROJ_NO: 00622 SDG: 1110243 FRACTION: OV-M3 MEDIA: AIR	NSAMPLE	BP-VPB129-AIR-101111		
	LAB_ID	1110243-01A		
	SAMP_DATE	10/12/2011		
	QC_TYPE	NM		
	UNITS	UG/M3		
	PCT_SOLIDS			
	DUP_OF			
PARAMETER	RESULT	VQL	QLCD	
ETHANOL	6.4	J	C	
ETHYLBENZENE	0.7	U		
HEXACHLOROBUTADIENE	8.6	U		
HEXANE	0.26	J	P	
M+P-XYLENES	0.7	U		
METHYL TERT-BUTYL ETHER	0.58	U		
METHYLENE CHLORIDE	0.2	J	P	
O-XYLENE	0.7	U		
STYRENE	0.68	U		
TERTIARY-BUTYL ALCOHOL	2.4	U		
TETRACHLOROETHENE	0.55	U		
TOLUENE	0.58	J	P	
TRANS-1,2-DICHLOROETHENE	0.64	U		
TRANS-1,3-DICHLOROPROPENE	0.73	U		
TRICHLOROETHENE	0.43	U		
TRICHLOROFLUOROMETHANE	1.3			
VINYL CHLORIDE	0.41	U		

Section 7

VPB 129 Detected Compounds Table

**DETECTED VOLATILE ORGANIC COMPOUNDS FOR VERTICAL PROFILE BORING 129
NAVAL WEAPONS INDUSTRIAL RESERVE PLANT
BETHPAGE, NEW YORK**

No.	Sample ID	Depth (feet bgs) ¹	Analysis Type	Total VOCs (µg/L) ²	TCE	PCE	1,1 DCA	1,1 DCE	cis 1,2 DCE	1,1,1 TCA	1,2 DCA	1,1,2 TCA	Chloro form	Freon 113	Benz.	Chloro benz.	Ace.	tert BME	Carbon Disulfide	Carbon Tetra chloride	Dichloro diflouro methane	Methy-lene-chloride	Chloro-methane	Chloro-ethane	Vinyl Chloride
1	BP-VPB129-GW-058	58	AQ	0.9									0.9 J												
2	BP-VPB129-GW-103	103	AQ	NA													3.6 J								
3	BP-VPB129-GW-148	148	AQ	22	9.1	2	1.6		1.4		8.1							2.9					0.72 J		
4	BP-VPB129-GW-188	188	AQ	20	19	0.76 J							0.69					35							
5	BP-VPB129-GW-208	208	AQ	61	57	1.8	0.62 J		1.1				0.67 J	1.8				37							
6	BP-VPB129-GW-228	228	AQ	231	220	3.6	1.3	1.7	3.2		0.74 J		0.97 J	13							0.93 J				
7	BP-VPB129-GW-248	248	AQ	0.8	0.78 J													2.8							
8	BP-VPB129-GW-268	268	AQ	ND																					
9	BP-VPB129-GW-288	288	AQ	NA										2.3					1						
10	BP-VPB129-GW-328	328	AQ	112	96		2	6.5	6			0.5 J	1.4	30							1.4				0.74 J
11	BP-VPB129-GW-348	348	AQ	18	16			1.1	1.2					3.6										0.6 J	
12	BP-VPB129-GW-368	368	AQ	5	5									1.2											
13	BP-VPB129-GW-388	388	AQ	NA													1.9 J								
14	BP-VPB129-GW-408	408	AQ	NA													50 J							1.6 J	
15	BP-VPB129-GW-428	428	SO ³	ND																					
16	BP-VPB129-GW-448	448	SO ³	ND																					
17	BP-VPB129-GW-468	468	SO ³	ND																					
18	BP-VPB129-GW-488	488	SO ³	ND																					
19	BP-VPB129-GW-508	508	AQ	166	160	2.1		1.4	2.5				0.6 J	9.1		0.52 J					0.53 J				
20	BP-VPB129-GW-528	528	SO ³	ND																					
21	BP-VPB129-GW-548	548	SO ³	34	34 J																				
23	BP-VPB129-GW-588	588	AQ	71	65		0.81 J	3.1 J	0.59 J			0.64 J	0.49 J	5.4			2								
24	BP-VPB129-GW-608	608	AQ	187	170		1.4	8.4	2.2	1.7		1.1	2.4	15			11		1.3	2.4	1.5			0.87 J	
25	BP-VPB129-GW-628	628	AQ	69	66			1.1 J	0.81 J				0.88 J	2.4			19			1.7 J	0.5 J		0.66 J	0.87 J	
26	BP-VPB129-GW-648	648	SO ³	NA																			47 J		
27	BP-VPB129-GW-668	668	AQ	ND																					
28	BP-VPB129-GW-688	688	SO ³	12	12 J																				
29	BP-VPB129-GW-708	708	SO ³	9.8	9.8 J													85 J					36 J		
31	BP-VPB129-GW-748	748	SO ³	19	19 J																		43 J		
32	BP-VPB129-GW-768	768	SO ³	NA																			84		
33	BP-VPB129-GW-788	788	SO ³	NA																			97		
35	BP-VPB129-GW-848	848	SO ³	ND																					

Notes:

bgs: Below ground surface

µg/L: micrograms per liter

ND: Not detected

NA: Not applicable

All results are in µg/L

TCE: Trichloroethene

1,1 DCA: 1,1-Dichloroethane

1,1 DCE: 1,1-Dichloroethene

1,1,1 TCA: 1,1,1 Trichloroethane

AQ: aqueous

SO: soil

Benz.: Benzene

Ace.: Acetone

tert BME: tert. Butyl/MethylEther

PCE: Tetrachloroethene

cis 1,2 DCE: cis-1,2-Dichloroethene

1,2 DCA: 1,2-Dichloroethane

1,1,2 TCA: 1,1,2-Trichloroethane

ft: feet

J: estimated value

¹ Samples were taken on 20-foot centers from 188 ft bgs to 708 ft bgs.

² TCE, PCE, 1,1-DCA, 1,1-DCE, cis 1,2-DCE, 1,1,1-TCA, 1,2-DCA, 1,1,2-TCA and chloroform used to calculate Total VOCs.

Total VOCs presented are rounded to the nearest whole number.

³ Samples reported on a dry weight basis. % moisture range 85% to 92%.

Section 8

MONITORING WELLS TT-101D/TT 101D1/TT 101D2

- Boring Logs
- Well Construction Logs
- Well Development Records
- Analytical Data Sheets
- Chain of Custody Records
- Data Validation Package



BORING LOG

PROJECT NAME: BETHPAGE OU-2 OFFSITE GW
 PROJECT NUMBER: 112G00622-PHASE II
 DRILLING COMPANY: DELTA WELL & PUMP
 DRILLING RIG: MUD ROTARY

BORING No.: TT-101 D (VPB-129 LOC)
 DATE: 10/25/11 / 10/26/11
 GEOLOGIST: Conti
 DRILLER: B. Welischar

Sample No. and Type or RQD	Depth (FT.) or Run No.	Blows / 6" or RQD (%)	Sample Recovery / Sample Length	Lithology Change (Depth/Ft.) or Screened Interval	MATERIAL DESCRIPTION			U S C S	Remarks	PID/FID Reading (ppm)										
					Soil Density/ Consistency or Rock Hardness	Color	Material Classification			Sample	Sampler BZ	Borehole**	Driller BZ**							
	0																			
				55'	DENSE	RED BKN	FOR MORE	SW												
	20																			
	40																			
	60																			
	80																			
	100																			

* When rock coring, enter rock brokenness.

** Include monitor reading in 6 foot intervals @ borehole. Increase reading frequency if elevated response read.

Remarks: SET 8" STEEL SUR CAS TO 55' WITH CASING HAMMER MUD ROTARY 8" ID TO TOTAL DEPTH

Drilling Area Background (ppm): 0

Converted to Well: Yes No Well I.D. #: TT-101 D



BORING LOG

PROJECT NAME: BETHPAGE OU-2 OFFSITE GW
 PROJECT NUMBER: 112G00622-PHASE II
 DRILLING COMPANY: DELTA WELL & PUMP
 DRILLING RIG: MUD ROTARY

BORING No.: TT-101 D₁ (VPB-129 LOC)
 DATE: 10/27/11
 GEOLOGIST: Conti
 DRILLER: B. Welischar

Sample No. and Type or RQD	Depth (FT) or Run No.	Blows / 6" or RQD (%)	Sample Recovery / Sample Length	Lithology Change (Depth/Ft.) or Screened Interval	MATERIAL DESCRIPTION			U S C S *	Remarks	PID/FID Reading (ppm)				
					Soil Density/ Consistency or Rock Hardness	Color	Material Classification			Sample	Sampler BZ	Borehole**	Driller BZ**	
	100				DENSE	RED SAND	SAND (F/C) SOME GR	SM	WET					
							GRAVEL							
	120						SAME.							
					DENSE	RED SAND	SAND F/M - TP	SM	WET					
							GRAVEL	SP						
	140						SAME							
	160						SAME.							
	180						SAME							
	200													

1000 WFS

1100 WFS

* When rock coring, enter rock brokenness.

** Include monitor reading in 6 foot intervals @ borehole. Increase reading frequency if elevated response read.

Remarks: _____

Drilling Area
 Background (ppm):

Converted to Well: Yes No Well I.D. #: TT-101 D₁



BORING LOG

PROJECT NAME: BETHPAGE OU-2 OFFSITE GW
 PROJECT NUMBER: 112G00622-PHASE II
 DRILLING COMPANY: DELTA WELL & PUMP
 DRILLING RIG: MUD ROTARY

BORING No.: TT-101 D₁ (VPB-129 LOC)
 DATE: 10/28/11 → 10/31/11
 GEOLOGIST: Conti
 DRILLER: B. Welischar

Sample No. and Type or RQD	Depth (Ft.) or Run No.	Blows / 6" or RQD (%)	Sample Recovery / Sample Length	Lithology Change (Depth/Ft.) or Screened Interval	MATERIAL DESCRIPTION			U S C S *	Remarks	PID/FID Reading (ppm)									
					Soil Density/ Consistency or Rock Hardness	Color	Material Classification			Sample	Sampler BZ	Borehole**	Driller BZ**						
	300																		
					DENSE BEN		SILTY F/M SAND	SM	WET										0
									LOSING SOME CIRCULATION										
									~ 300 → 340 ±										
10/28	320								WILL SET SCREEN										
10/31									325 → 345										
	340								SUMP 345-350										
																			0
	360																		
					363 TD														
																			0

* When rock coring, enter rock brokenness.

** Include monitor reading in 6 foot intervals @ borehole. Increase reading frequency if elevated response read.

Remarks: _____

Drilling Area Background (ppm):

Converted to Well: Yes No _____ Well I.D. #: TT-101 D₁



BORING LOG

PROJECT NAME: BETHPAGE OU-2 OFFSITE GW
 PROJECT NUMBER: 112G00622-PHASE II
 DRILLING COMPANY: DELTA WELL & PUMP
 DRILLING RIG: MUD ROTARY

BORING No.: TT-101 D (VPB-129 LOC)
 DATE: 10/28/11
 GEOLOGIST: Conti
 DRILLER: B. Welischar

Sample No. and Type or RQD	Depth (FT) or Run No.	Blows / 6" or RQD (%)	Sample Recovery / Sample Length	Lithology Change (Depth/FT) or Screened Interval	MATERIAL DESCRIPTION			U S C S	Remarks	PID/FID Reading (ppm)			
					Soil Density/Consistency or Rock Hardness	Color	Material Classification			Sample	Sampler BZ	Borehole™	Driller BZ™
	200				DENSE		SAND (F/M) TR GRAVEL/SP.	SM WET					0
	220						SAME						
	240						SAME						0
	260						SAME						
	280						SAME						0
	300												

* When rock coring, enter rock brokenness.

** Include monitor reading in 6 foot intervals @ borehole. Increase reading frequency if elevated response read.

Remarks: _____

Drilling Area Background (ppm): 0

Converted to Well: Yes X No _____ Well I.D. #: TT-101 D



BORING LOG

PROJECT NAME: BETHPAGE OU-2 OFFSITE GW
 PROJECT NUMBER: 112G00622-PHASE II
 DRILLING COMPANY: DELTA WELL & PUMP
 DRILLING RIG: MUD ROTARY

BORING No.: TT-101 D1 (VPB-129 LOC)
 DATE: 11/7/11 → 11/9/11
 GEOLOGIST: Conti
 DRILLER: B. Welischar

Sample No. and Type or RQD	Depth (Ft) or Run No.	Blows / 6" or RQD (%)	Sample Recovery / Sample Length	Lithology Change (Depth/FT.) or Screened Interval	MATERIAL DESCRIPTION			U S C S *	Remarks	PID/FID Reading (ppm)						
					Soil Density/Consistency or Rock Hardness	Color	Material Classification			Sample	Sampler BZ	Borehole**	Driller BZ**			
	0				DENSE	YEL	FOR DETAILS - SEE SPY LOG FOR VPB-129 AND GAMMA LOG SAND - SOME GRAVEL									
	20															
	40															
	60			55'	DENSE	RED BRN	SAND F/C - SOME GRAVEL (SUB ROUND)		HIT RED BRN MATL @ 45 ± WHILE DRIVING CASING 8" Ø STEEL CAS TO 55'							
	80				DENSE		SAND (F/C) SOME GRAVEL									
	100															

* When rock coring, enter rock brokenness.

** Include monitor reading in 6 foot intervals @ borehole. Increase reading frequency if elevated response read.

Remarks: DRIVE 8" STEEL CASING TO 55' FT MUD ROTARY TO TDC 603'

Drilling Area Background (ppm): 0

Converted to Well: Yes No Well I.D. #: TT-101 D1



BORING LOG

PROJECT NAME: BETHPAGE OU-2 OFFSITE GW
 PROJECT NUMBER: 112G00622-PHASE II
 DRILLING COMPANY: DELTA WELL & PUMP
 DRILLING RIG: MUD ROTARY

BORING No.: TT-101 D1 (VPB-129 LOC)
 DATE: 11/9/11
 GEOLOGIST: Conti
 DRILLER: B. Welischar

11/9

Sample No. and Type or RQD	Depth (Ft.) or Run No.	Blows / 6" or RQD (%)	Sample Recovery / Sample Length	Lithology Change (Depth/FT.) or Screened Interval	MATERIAL DESCRIPTION			U S C S	Remarks	PID/FID Reading (ppm)				
					Soil Density/ Consistency or Rock Hardness	Color	Material Classification			Sample	Sampler BZ	Borehole**	Driller BZ**	
	100				DENSE	BRN RED	SAND (F/C) TR GRAVEL		WET					0
	120								OUT OF RED MATL @ 125'					
				125±	DENSE	TAN	SILTY F/M SAND	SM / SP	WET					
	140						SAME							0
	160						SAME							
	180						SAME							0
	200													0

* When rock coring, enter rock brokenness.

** Include monitor reading in 6 foot intervals @ borehole. Increase reading frequency if elevated response read.

Remarks: _____

Drilling Area
 Background (ppm):

Converted to Well: Yes No Well I.D. #: TT-101 D1



BORING LOG

PROJECT NAME: BETHPAGE OU-2 OFFSITE GW
 PROJECT NUMBER: 112G00622-PHASE II
 DRILLING COMPANY: DELTA WELL & PUMP
 DRILLING RIG: MUD ROTARY

BORING No.: TT-101 D1 (VPB-129 LOC)
 DATE: 11/9/11
 GEOLOGIST: Conti
 DRILLER: B. Welischar

Sample No. and Type or RQD	Depth (Ft.) or Run No.	Blows / 6" or RQD (%)	Sample Recovery / Sample Length	Lithology Change (Depth/Ft.) or Screened Interval	MATERIAL DESCRIPTION			U S C S	Remarks	PID/FID Reading (ppm)							
					Soil Density/ Consistency or Rock Hardness	Color	Material Classification			Sample	Sampler BZ	Borehole**	Driller BZ**				
	200																
						DENSE	TAN	FINE SAND	SM	WET							0
	220																
	240																
				243													
						STIFF	GRAY	SANDY CLAY	SC	WET							
										FROM CUTTINGS AND DRILLING							0
	260																
				260±													
						DENSE	TAN	SAND (F/M)		WET							
	280																
																	0
	300																
										MINOR LOSS OF FLUIDS ~ 300							

11/9/11

11/9
11/10

* When rock coring, enter rock brokenness.

** Include monitor reading in 6 foot intervals @ borehole. Increase reading frequency if elevated response read.

Remarks: _____

Drilling Area Background (ppm):

Converted to Well: Yes No Well I.D. #: TT-101 D1



BORING LOG

PROJECT NAME: BETHPAGE OU-2 OFFSITE GW
 PROJECT NUMBER: 112G00622-PHASE II
 DRILLING COMPANY: DELTA WELL & PUMP
 DRILLING RIG: MUD ROTARY

BORING No.: TT-101 D1 (VPB-129 LOC)
 DATE: 11/10/11
 GEOLOGIST: Conti
 DRILLER: B. Welischar

Sample No. and Type or RQD	Depth (Ft) or Run No.	Blows / 6" or RQD (%)	Sample Recovery / Sample Length	Lithology Change (Depth/Ft.) or Screened Interval	MATERIAL DESCRIPTION			U S C S *	Remarks	PID/FID Reading (ppm)				
					Soil Density/Consistency or Rock Hardness	Color	Material Classification			Sample	Sampler BZ	Borehole**	Driller BZ**	
	300				DENSE	TAN	SAND F/M	EM	WET					0
	320						SAME							
	340						SAME							
	345								345 → TR WOOD/LIGNITE CHIPS TO ↓					0
	360						SAME		360±					
	380			380			SAME-							0
				? CLAY			MORE CLAY		CUTTINGS					
							TO ~ 420							
	400													

* When rock coring, enter rock brokenness.

** Include monitor reading in 6 foot intervals @ borehole. Increase reading frequency if elevated response read.

Remarks: _____

Drilling Area Background (ppm):

Converted to Well: Yes No Well I.D. #: TT-101 D1



BORING LOG

PROJECT NAME: BETHPAGE OU-2 OFFSITE GW
 PROJECT NUMBER: 112G00622-PHASE II
 DRILLING COMPANY: DELTA WELL & PUMP
 DRILLING RIG: MUD ROTARY

BORING No.: TT-101 D1 (VPB-129 LOC)
 DATE: 11/11/11 → 11/14/11
 GEOLOGIST: Conti
 DRILLER: B. Welischar

Sample No. and Type or ROD	Depth (FT.) or Run No.	Blows / 6" or RQD (%)	Sample Recovery / Sample Length	Lithology Change (Depth/FT.) or Screened Interval	MATERIAL DESCRIPTION			U S C S *	Remarks	PID/FID Reading (ppm)			
					Soil Density/ Consistency or Rock Hardness	Color	Material Classification			Sample	Sampler BZ	Borehole**	Driller BZ**
	400				DENSE	GRAY	F/M SAND	SM	WET				0
	420			420			SAME LESS CLAY						
	440						SAME						0
	460						SAME						
	480						SAME						0
	500												

11/11
11/14

* When rock coring, enter rock brokenness.

** Include monitor reading in 6 foot intervals @ borehole. Increase reading frequency if elevated response read.

Remarks: _____

Drilling Area Background (ppm): 0

Converted to Well: Yes X No _____ Well I.D. #: TT-101 D1



BORING LOG

PROJECT NAME: **BETHPAGE OU-2 OFFSITE GW**
 PROJECT NUMBER: **112G00622-PHASE II**
 DRILLING COMPANY: **DELTA WELL & PUMP**
 DRILLING RIG: **MUD ROTARY**

BORING No.: **TT-101 D1 (VPB-129 LOC)**
 DATE: **11/14/11** →
 GEOLOGIST: **Conti**
 DRILLER: **B. Welischar**

Sample No. and Type or RQD	Depth (Ft.) or Run No.	Blows / 6" or RQD (%)	Sample Recovery / Sample Length	Lithology Change (Depth/Ft.) or Screened Interval	MATERIAL DESCRIPTION			U S C S *	Remarks	PID/FID Reading (ppm)				
					Soil Density/ Consistency or Rock Hardness	Color	Material Classification			Sample	Sampler BZ	Borehole**	Driller BZ**	
	500				DENSE	GRAY BRN	F/M SAND	SM	WET					0
	520						SAME							
	540						SAME - TR CLAY							0
	560						SAME - TR CLAY							
									SCREEN					
									570 → 590					
	580						SAME - LESS CLAY.							0
	600				TD 603									

* When rock coring, enter rock brokenness.

** Include monitor reading in 6 foot intervals @ borehole. Increase reading frequency if elevated response read.

Remarks: _____

Drilling Area
 Background (ppm):

Converted to Well: Yes No Well I.D. #: **TT-101 D1**



BORING LOG

PROJECT NAME: BETHPAGE OU-2 OFFSITE GW
 PROJECT NUMBER: 112G00622-PHASE II
 DRILLING COMPANY: DELTA WELL & PUMP
 DRILLING RIG: MUD ROTARY

BORING No.: TT-101 D2 (VPB-129 LOC)
 DATE: 10/5/11
 GEOLOGIST: Conti
 DRILLER: B. Welischar

Sample No. and Type or RQD	Depth (Ft.) or Run No.	Blows / 6" or RQD (%)	Sample Recovery / Sample Length	Lithology Change (Depth/Ft.) or Screened Interval	MATERIAL DESCRIPTION			U S C S *	Remarks	PID/FID Reading (ppm)					
					Soil Density/ Consistency or Rock Hardness	Color	Material Classification			Sample	Sampler BZ	Borehole**	Driller BZ**		
	0				DENSE TAN		SAND - SOME GRAVEL		DAMP					0	
									FOR MORE DETAIL - SEE VPB-129 LOG AND GAMMA LOG						
	20						SAME			MOIST					
					8" CAS (STEEL) TO 55'										
	40				DENSE RED		SAND - SOME GRAVEL		DISTINCT COLOR CHANGE 40-60 WHILE DRIVING CASING					0	
							SAME								
	60						SAME								
							SAME							0	
	80														
	100														

* When rock coring, enter rock brokenness.

** Include monitor reading in 6 foot intervals @ borehole. Increase reading frequency if elevated response read.

Remarks: DRIVE 8" CAS TO 55' W/ CAS HAMMER
8" MUD ROTARY TO TOTAL DEPTH

Drilling Area Background (ppm): 0

Converted to Well: Yes X No Well I.D. #: TT-101 D2



BORING LOG

PROJECT NAME: BETHPAGE OU-2 OFFSITE GW
 PROJECT NUMBER: 112G00622-PHASE II
 DRILLING COMPANY: DELTA WELL & PUMP
 DRILLING RIG: MUD ROTARY

BORING No.: TT-101 D2 (VPB-129 LOC)
 DATE: 10/10/11
 GEOLOGIST: Conti
 DRILLER: B. Welischar

Sample No. and Type or RQD	Depth (FL) or Run No.	Blows / 6" or RQD (%)	Sample Recovery / Sample Length	Lithology Change (Depth/Ft.) or Screened Interval	MATERIAL DESCRIPTION			U S C S *	Remarks	PID/FID Reading (ppm)				
					Soil Density/ Consistency or Rock Hardness	Color	Material Classification			Sample	Sampler BZ	Borehole**	Driller BZ**	
	100				DENSE	RED BRN	F/C SAND - SOME SW		WET					0
							GRAVEL							
	1230	120					SAME		RED BRN ENDS ~ 120'					
						TAN BRN TO TAN	F/M SAND TO CLAY	SM / SP						
	1330	140					SAME							0
	160						SAME							
	180						SAME							0
	14002.00													

* When rock coring, enter rock brokenness.

** Include monitor reading in 6 foot intervals @ borshole. Increase reading frequency if elevated reponse read.

Remarks: _____

Drilling Area Background (ppm):

Converted to Well: Yes No Well I.D. #: TT-101 D2



BORING LOG

PROJECT NAME: BETHPAGE OU-2 OFFSITE GW
 PROJECT NUMBER: 112G00622-PHASE II
 DRILLING COMPANY: DELTA WELL & PUMP
 DRILLING RIG: MUD ROTARY

BORING No.: TT-101 D2 (VPB-129 LOC)
 DATE: 10/10/11 → 10/11/11
 GEOLOGIST: Conti
 DRILLER: B. Welischar

Sample No. and Type or RQD	Depth (FT.) or Run No.	Blows / 6" or RQD (%)	Sample Recovery / Sample Length	Lithology Change (Depth/FT.) or Screened Interval	MATERIAL DESCRIPTION			U S C S *	Remarks	PID/FID Reading (ppm)			
					Soil Density/ Consistency or Rock Hardness	Color	Material Classification			Sample	Sampler BZ	Borehole**	Driller BZ**
	200				DENSE	TAN	F/M SAND - TR CLAY	SH	WET				0
	220						SAME						
	240						SAME						0
	260						SAME - TR WOOD FRAGS (LIGNITE)						
	280						SAME						0
	300												

* When rock coring, enter rock brokenness.

** Include monitor reading in 6 foot intervals @ borehole. Increase reading frequency if elevated response read.

Remarks: _____

Drilling Area Background (ppm):

Converted to Well: Yes No Well I.D. #: TT-101 D2



BORING LOG

PROJECT NAME: BETHPAGE OU-2 OFFSITE GW
 PROJECT NUMBER: 112G00622-PHASE II
 DRILLING COMPANY: DELTA WELL & PUMP
 DRILLING RIG: MUD ROTARY

BORING No.: TT-101 D2 (VPB-129 LOC)
 DATE: 10/11/11 → 10/12/11
 GEOLOGIST: Conti
 DRILLER: B. Welischar

Sample No. and Type or RQD	Depth (Ft.) or Run No.	Blows / 6" or RQD (%)	Sample Recovery / Sample Length	Lithology Change (Depth/FT.) or Screened Interval	MATERIAL DESCRIPTION			U S C S *	Remarks	PID/FID Reading (ppm)				
					Soil Density/ Consistency or Rock Hardness	Color	Material Classification			Sample	Sampler BZ	Borehole**	Driller BZ**	
	300				DEISE	TAN BRN	F/M SAND	SM WET						
	320						SAME							
	340						SAME							
	360						SAME							
				377										
10/11	380				STIFF	LT GRAY	SANDY CLAY	FEZ DRILLER						
10/12								ADD CUTTINGS						
								(SLOW DRAWING)						
								TO						
	400							397						

* When rock coring, enter rock brokenness.

** Include monitor reading in 6 foot intervals @ borehole. Increase reading frequency if elevated response read.

Remarks: _____

Drilling Area
 Background (ppm):

Converted to Well: Yes No Well I.D. #: TT-101 D2



BORING LOG

PROJECT NAME: BETHPAGE OU-2 OFFSITE GW
 PROJECT NUMBER: 112G00622-PHASE II
 DRILLING COMPANY: DELTA WELL & PUMP
 DRILLING RIG: MUD ROTARY

BORING No.: TT-101 D2 (VPB-129 LOC)
 DATE: 10/12/11
 GEOLOGIST: Conti
 DRILLER: B. Welischar

Sample No. and Type or RQD	Depth (FL) or Run No.	Blows / 6" or RQD (%)	Sample Recovery / Sample Length	Lithology Change (Depth/Ft.) or Screened Interval	MATERIAL DESCRIPTION			U S C S *	Remarks	PID/FID Reading (ppm)									
					Soil Density/Consistency or Rock Hardness	Color	Material Classification			Sample	Sampler BZ	Borehole**	Driller BZ**						
	400																		
					STIFF	LT	SANDY CLAY	SC	CLAY CONTINUES FROM 397'										
	420			417±	DENSE	TAN	F/M SAND	SM	WET										
	440								SAME										
	460								SAME										
	480								SAME										
	500																		

* When rock coring, enter rock brokenness.

** Include monitor reading in 6 foot intervals @ borehole. Increase reading frequency if elevated response read.

Remarks: _____

Drilling Area Background (ppm):

Converted to Well: Yes No Well I.D. #: TT-101 D2



BORING LOG

PROJECT NAME: BETHPAGE OU-2 OFFSITE GW
 PROJECT NUMBER: 112G00622-PHASE II
 DRILLING COMPANY: DELTA WELL & PUMP
 DRILLING RIG: MUD ROTARY

BORING No.: TT-101 D2 (VPB-129 LOC)
 DATE: 10/13/11
 GEOLOGIST: Conti
 DRILLER: B. Welischar

Sample No. and Type or RQD	Depth (Ft.) or Run No.	Blows / 6" or RQD (%)	Sample Recovery / Sample Length	Lithology Change (Depth/Ft.) or Screened Interval	MATERIAL DESCRIPTION			U S C S *	Remarks	PID/FID Reading (ppm)								
					Soil Density/ Consistency or Rock Hardness	Color	Material Classification			Sample	Sampler BZ	Borehole**	Driller BZ**					
	500																	
	10/13				DENSE	TAN	F/M SAND	SM	WET									
	520																	
				537	STIFF	GRAY	SANDY CLAY	SC	PER DRILLER AND CUTTINGS									
	540																	
				557	DENSE	BROWN	F/M SAND	SM	WET									
	560																	
									SOME LOSS OF FLUIDS ~ 570									
	580								CONTINUES TO ~ 600									
									SAME.									
	600																	

* When rock coring, enter rock brokenness.

** Include monitor reading in 5 foot intervals @ borehole. Increase reading frequency if elevated response read.

Remarks: _____

Drilling Area
 Background (ppm):

Converted to Well: Yes No Well I.D. #: TT-101 D2



BORING LOG

PROJECT NAME: BETHPAGE OU-2 OFFSITE GW
 PROJECT NUMBER: 112G00622-PHASE II
 DRILLING COMPANY: DELTA WELL & PUMP
 DRILLING RIG: MUD ROTARY

BORING No.: TT-101 D2 (VPB-129 LOC)
 DATE: 10/13/11 → 10/14/11
 GEOLOGIST: Conti
 DRILLER: B. Welischar

Sample No. and Type or RQD	Depth (Ft.) or Run No.	Blows / 6" or RQD (%)	Sample Recovery / Sample Length	Lithology Change (Depth/Ft.) or Screened Interval	MATERIAL DESCRIPTION			U S C S *	Remarks	PID/FID Reading (ppm)			
					Soil Density/ Consistency or Rock Hardness	Color	Material Classification			Sample	Sampler BZ	Borehole**	Driller BZ**
	600				DENSE		F/M SILTY SAND F/M	SM /SP.	WET				0
	620						SAME						
	640						SAME						0
	660						SAME						
	680						SAME						0
	700												

* When rock coring, enter rock brokenness.

** Include monitor reading in 6 foot intervals @ borehole. Increase reading frequency if elevated response read.

Remarks: _____

Drilling Area
 Background (ppm):

Converted to Well: Yes No

Well I.D. #: TT-101 D2



BORING LOG

PROJECT NAME: BETHPAGE OU-2 OFFSITE GW
 PROJECT NUMBER: 112G00622-PHASE II
 DRILLING COMPANY: DELTA WELL & PUMP
 DRILLING RIG: MUD ROTARY

BORING No.: TT-101 D2 (VPB-129 LOC)
 DATE: 10/17/11
 GEOLOGIST: Conti
 DRILLER: B. Welischar

Sample No. and Type or RQD	Depth (Ft.) or Run No.	Blows / 6" or RQD (%)	Sample Recovery / Sample Length	Lithology Change (Depth/FT) or Screened Interval	MATERIAL DESCRIPTION			U S C S *	Remarks	PID/FID Reading (ppm)				
					Soil Density/ Consistency or Rock Hardness	Color	Material Classification			Sample	Sampler BZ	Borehole**	Driller BZ**	
	700				DENSE	TAN	SILTY F/M SAND		WET					0
	720						SAME							
	740			740			SAME		SET 4" Ø SCH 80 PVC SCREEN FROM 740 → 760					0
	760			760			SAME							
	780			TD 777			BOTM 777							0

* When rock coring, enter rock brokenness

** Include monitor reading in 6 foot intervals @ borehole. Increase reading frequency if elevated response read.

Remarks: _____

Drilling Area Background (ppm):

Converted to Well: Yes No Well I.D. #: TT-101 D2



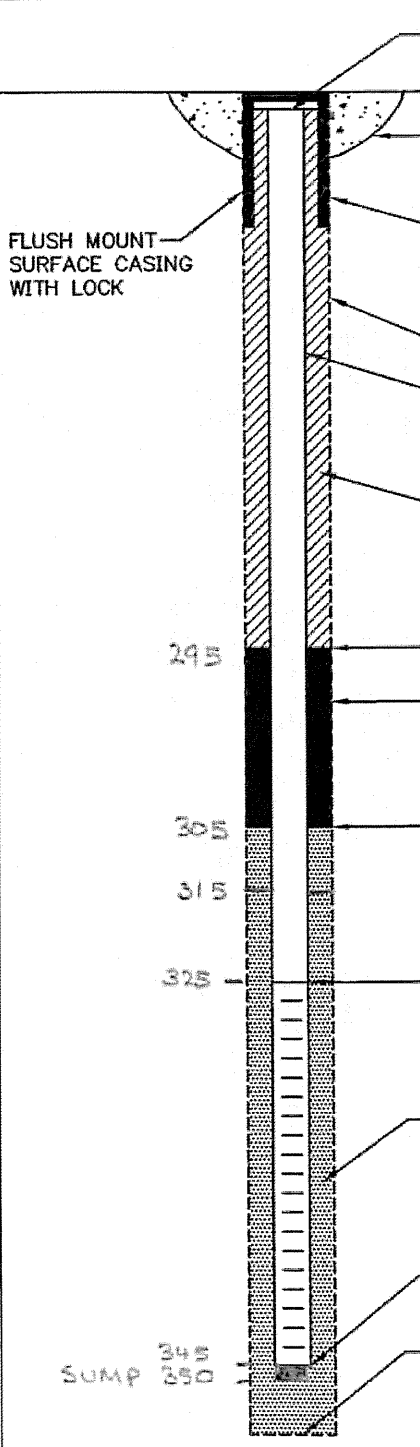
Tetra Tech NUS, Inc.

OVERBURDEN MONITORING WELL SHEET FLUSH - MOUNT

WELL NO.: TT-101D

PROJECT <u>BETHPAGE DU 2</u>	LOCATION <u>BETHPAGE NY</u>	DRILLER <u>B. WELISCHAR</u>
PROJECT NO. <u>112600622</u>	BORING <u>VPB-129 LOC.</u>	DRILLING METHOD <u>MUD ROTARY</u>
DATE BEGUN <u>10/31/11</u>	DATE COMPLETED <u>11/1/11</u>	DEVELOPMENT METHOD <u>AIR/PUMP</u>
FIELD GEOLOGIST <u>CONTI</u>	GROUND ELEVATION _____	DATUM _____

ACAD:FORM_MWFM.dwg 07/20/99 INL



ELEVATION TOP OF RISER: _____

TYPE OF SURFACE SEAL: FLUSH MOUNT

TYPE OF PROTECTIVE CASING: STEEL

I.D. OF PROTECTIVE CASING: _____

DIAMETER OF HOLE: 8" φ

TYPE OF RISER PIPE: PVC SCH 80

RISER PIPE I.D.: 4"

TYPE OF BACKFILL/SEAL: HIGH SOLIDS BENTONITE/CEMENT GROUT

ELEVATION/DEPTH TOP OF SEAL: 295

TYPE OF SEAL: 1/4" φ BENTONITE PELLETS (CETCO)

ELEVATION/DEPTH TOP OF SAND: 305 FINE CO WG

TOP OF C. SAND: 315

ELEVATION/DEPTH TOP OF SCREEN: 325

TYPE OF SCREEN: PVC SCH 80

SLOT SIZE x LENGTH: 10 SL x 20'

TYPE OF SAND PACK: #1 FILPRO WG SILICA SAND

DIAMETER OF HOLE IN BEDROCK: NA

ELEVATION / DEPTH BOTTOM OF SCREEN: 345

ELEVATION / DEPTH BOTTOM OF SAND: 363

ELEVATION/DEPTH BOTTOM OF HOLE: 363

BACKFILL MATERIAL BELOW SAND: #1 SAND



Tetra Tech NUS, Inc.

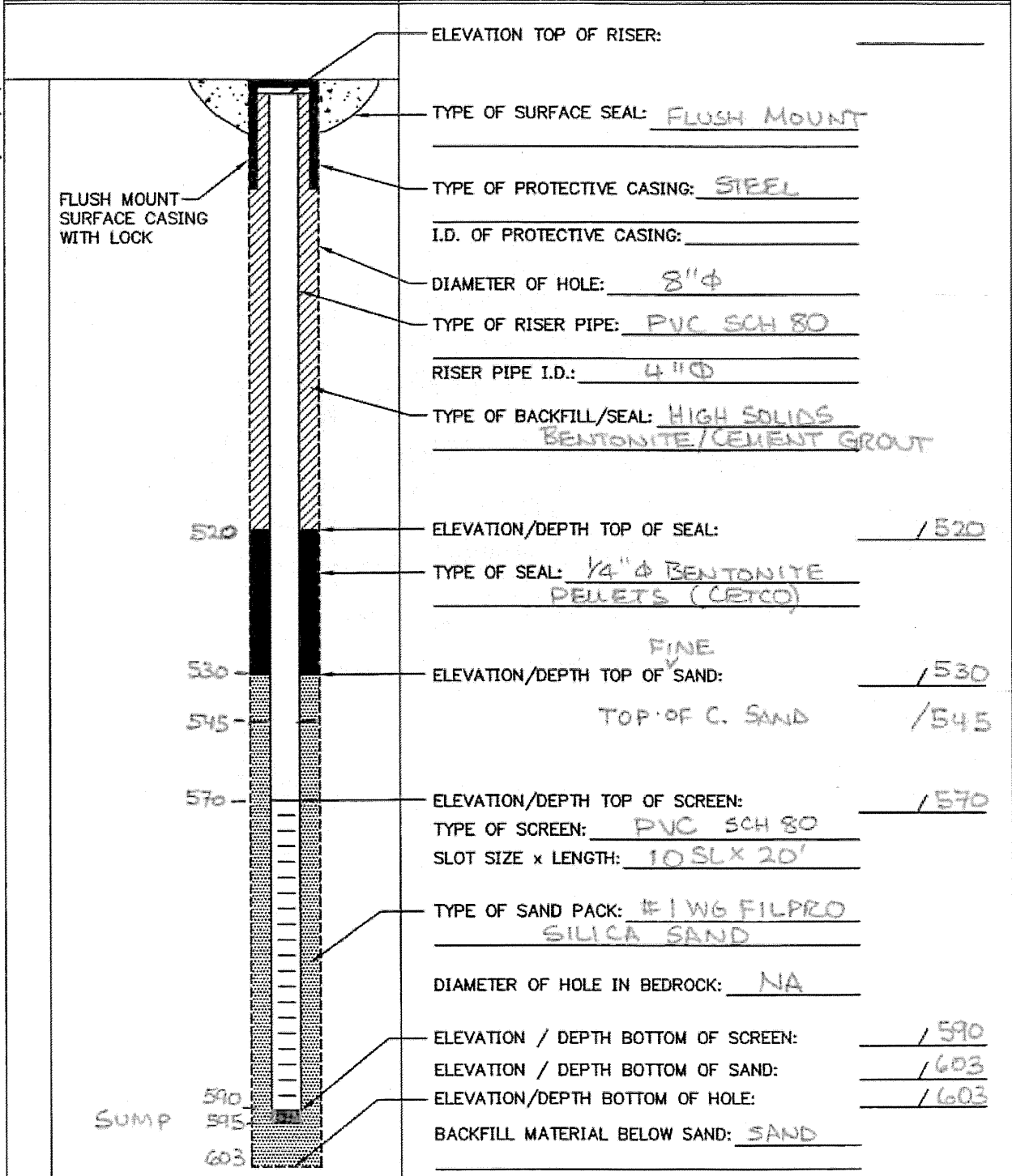
OVERBURDEN MONITORING WELL SHEET FLUSH - MOUNT

WELL NO.: TT-101D1

VPB-129

PROJECT <u>BETHPAGE 002</u>	LOCATION <u>BETHPAGE NY</u>	DRILLER <u>B. WEUSCHAR</u>
PROJECT NO. <u>112600622</u>	BORING <u>VPB-129 LOC</u>	DRILLING METHOD <u>MUD ROT</u>
DATE BEGUN <u>11/7/11</u>	DATE COMPLETED <u>11/17/11</u>	DEVELOPMENT METHOD <u>AIR/PUMP</u>
FIELD GEOLOGIST <u>CONTI</u>	GROUND ELEVATION _____	DATUM _____

ACAD:FORM_MWFM.dwg 07/20/99 INL



ELEVATION TOP OF RISER: _____

TYPE OF SURFACE SEAL: FLUSH MOUNT

TYPE OF PROTECTIVE CASING: STEEL

I.D. OF PROTECTIVE CASING: _____

DIAMETER OF HOLE: 8"φ

TYPE OF RISER PIPE: PVC SCH 80

RISER PIPE I.D.: 4"φ

TYPE OF BACKFILL/SEAL: HIGH SOLIDS BENTONITE/CEMENT GROUT

ELEVATION/DEPTH TOP OF SEAL: 520 / 520

TYPE OF SEAL: 1/4" BENTONITE PELLETS (LETCO)

ELEVATION/DEPTH TOP OF SAND: 530 / 530 (FINE)

TOP OF C. SAND / 545

ELEVATION/DEPTH TOP OF SCREEN: 570 / 570

TYPE OF SCREEN: PVC SCH 80

SLOT SIZE x LENGTH: 10 SL x 20'

TYPE OF SAND PACK: #1 WG FILPRO SILICA SAND

DIAMETER OF HOLE IN BEDROCK: NA

ELEVATION / DEPTH BOTTOM OF SCREEN: _____ / 590

ELEVATION / DEPTH BOTTOM OF SAND: _____ / 603

ELEVATION/DEPTH BOTTOM OF HOLE: _____ / 603

BACKFILL MATERIAL BELOW SAND: SAND



Tetra Tech NUS, Inc.

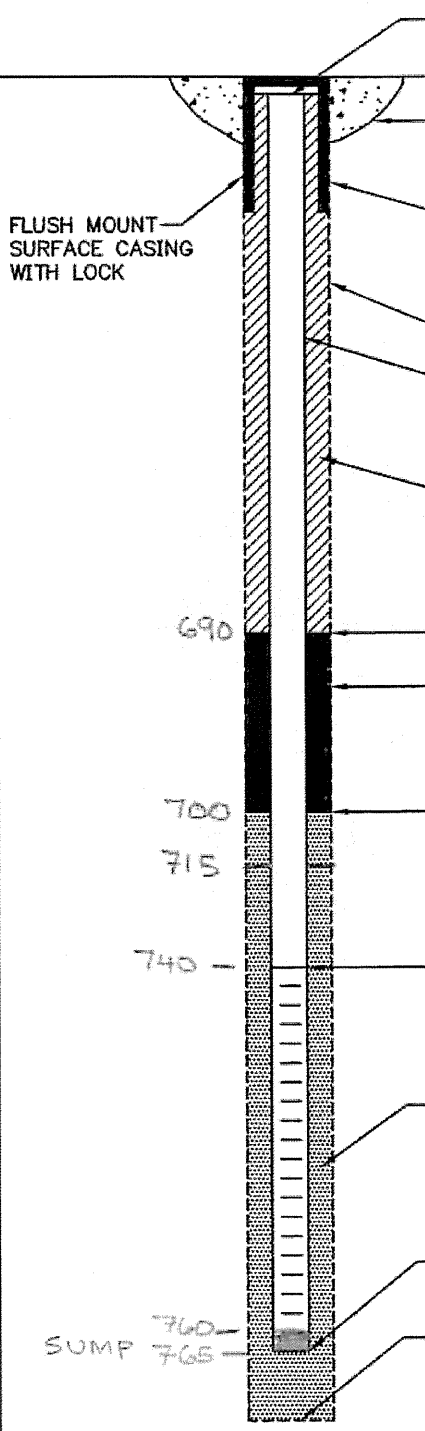
OVERBURDEN MONITORING WELL SHEET FLUSH - MOUNT

WELL NO.: TT-101D2

(VPB-129)

PROJECT <u>BETHPAGE 002</u>	LOCATION <u>BETHPAGE NT</u>	DRILLER <u>B. WELLSCHAR</u>
PROJECT NO. <u>112600622</u>	BORING <u>TT-101D2</u>	DRILLING METHOD <u>MUD ROTARY</u>
DATE BEGUN <u>10/18/11</u>	DATE COMPLETED _____	DEVELOPMENT METHOD <u>AIR PUMP</u>
FIELD GEOLOGIST <u>CONTI</u>	DATUM _____	
GROUND ELEVATION _____		

ACAD:FORM_MWFM.dwg 07/28/99 INL



ELEVATION TOP OF RISER: _____

TYPE OF SURFACE SEAL: FLUSH MOUNT

TYPE OF PROTECTIVE CASING: STEEL

I.D. OF PROTECTIVE CASING: 12"

DIAMETER OF HOLE: 8" ±

TYPE OF RISER PIPE: PVC SCH 80

RISER PIPE I.D.: 4"

TYPE OF BACKFILL/SEAL: HIGH SOLIDS BENTONITE/CEMENT GROUT

ELEVATION/DEPTH TOP OF SEAL: 690

TYPE OF SEAL: 1/4" Ø BENTONITE PELLETS (CETCO)

ELEVATION/DEPTH TOP OF SAND: 700 FINE 00WG FILPRO

TOP C. SAND (#1WG) 715

ELEVATION/DEPTH TOP OF SCREEN: 740

TYPE OF SCREEN: _____

SLOT SIZE x LENGTH: 10 SL x 20'

TYPE OF SAND PACK: FILPRO #1WG QZ. SAND

DIAMETER OF HOLE IN BEDROCK: NA

ELEVATION / DEPTH BOTTOM OF SCREEN: 760

ELEVATION / DEPTH BOTTOM OF SAND: 765

ELEVATION/DEPTH BOTTOM OF HOLE: 777

BACKFILL MATERIAL BELOW SAND: #1 SAND



Tetra Tech NUS, Inc.

AIR

MONITORING WELL DEVELOPMENT RECORD

* G.S. ±

Well: TT-101D Depth to Bottom (ft.): 350' BGS Responsible Personnel: Conti
 Site: BP OU2 GW * Static Water Level Before (ft.): 31.70 Drilling Co.: Delta
 Date Installed: 10/3/11 Static Water Level After (ft.): _____ Project Name: Bethpage OU-2 Offsite GW
 Date Developed: 12-1-11 Screen Length (ft.): 20' Project Number: 112G00622
 Dev. Method: AIR Specific Capacity: _____ SCREEN 325'-345'
 Pump Type: - Casing ID (in.): 4" SCH 80 ~ 58 GPM AIR

Time	Estimated Sediment Thickness (Ft.)	Cumulative Water Volume (Gal.)	Water Level Readings (Ft. below TOC)	Temperature (Degrees C)	pH	Specific Conductance (Units _____) <small>MS/CM</small>	Turbidity (NTU)	Remarks (odor, color, etc.)
0800	-	-	-	-	-	-	-	
0900	-	3480	-	12.09	5.83	.117	45	V-SL TURBID LT GRAY
0930	-	5220	-	13.08	5.88	.114	21	" " CLEAR
1000	-	7000	-	13.55	5.89	.113	12	CLEAR
		±	GO EMPTY TANKER.					
1130	-	START AIR 2ND					1	
1200	-	1740	-	14.83	5.76	.110	14	CLEAR
1230	-	3480	-	14.54	5.73	.111	7.3	"
1300	-	5220	-	14.49	5.69	.111	11.0	"
1330	-	7000±	31.10	14.42	5.65	.111	8.0	"
			BGS					
		14,000 TOTAL AIR						



Tetra Tech NUS, Inc.

PUMP

MONITORING WELL DEVELOPMENT RECORD

Page 1 of 1

BGS

Well: TT-101D Depth to Bottom (ft.): 350' BGS Responsible Personnel: Conti
 Site: BP OU2 GW Static Water Level Before (ft.): 30.7* Drilling Co.: Delta
 Date Installed: 10/31/11 Static Water Level After (ft.): 33.9 Project Name: Bethpage OU-2 Offsite GW
 Date Developed: 12-7-11 Screen Length (ft.): 20' Project Number: 112G00622
 Dev. Method: PUMP Specific Capacity: _____
 Pump Type: 3" CUB Casing ID (in.): 4" Ø SCH 80

SCREEN 325-345
 ~ 20 GPM
 METER 147350 START
 1. PUMPE 300'-
 2. " @ 325'±

Time	Estimated Sediment Thickness (Ft.)	Cumulative Water Volume (Gal.)	Water Level Readings (Ft. below TOC)	Temperature (Degrees C)	pH	Specific Conductance (Units _____)	Turbidity (NTU)	Remarks (odor, color, etc.)
0800	—	—	30.7	—	—	—	—	TURBID - BRN GRAY 1'
0900	—	1200	33.8	15.60	5.45	.113	6	CLEAR. 148550
0930	—	1790	33.8	15.36	5.39	.111	1	" 149140
1000	—	—	—	—	—	—	—	LOWER PUMP & SURGE.
1030	—	2940	33.8	15.86	5.33	.111	2	CLEAR 150290 2.
1100	—	3500	33.9	15.65	5.28	.111	1	" 150850
1130	—	4100	33.9	15.60	5.27	.110	1	" 151450
1200	—	—	—	—	—	—	—	
1230	—	5280	33.9	15.68	5.21	.110	1	CLEAR 152630
1300	—	5780	33.9	15.42	5.19	.112	1	" 153130
		14,000	AIR					
		± 5,800	PUMP	TOOK				
		19,800	TOTAL	SAMPLE @ 1300 HRS				



Tetra Tech NUS, Inc.

AIR

MONITORING WELL DEVELOPMENT RECORD

Page 1 of 1

* BGS

Well: TT-10101 Depth to Bottom (ft.): 595 BGS Responsible Personnel: Conti
 Site: BP OU2 GW * Static Water Level Before (ft.): 45.7 Drilling Co.: Delta
 Date Installed: _____ Static Water Level After (ft.): 32.5 Project Name: Bethpage OU-2 Offsite GW
 Date Developed: 12/2/11 Screen Length (ft.): 20' Project Number: 112G00622
 Dev. Method: AIR Specific Capacity: _____
 Pump Type: NA Casing ID (in.): 4" SCH 80

~ 40 GPM
2nd LOAD

SCREEN 570-590

Time	Estimated Sediment Thickness (Ft.)	Cumulative Water Volume (Gal.)	Water Level Readings (Ft. below toe) BGS	Temperature (Degrees C)	pH	Specific Conductance (Units _____) mS/cm	Turbidity (NTU)	Remarks (odor, color, etc.)
0800	-	-	45.70	-	-	-	-	
12/2 0900	-			11.07	6.16	.148	>999	TURBID - GRAY
		7000	1st LOAD (IN RED FRAC)					
12/5 1000	-	-	START					
1030	-	1200	32.50	15.50	6.25	.128	180	BRN
1100	-	2400	-	15.37	6.20	.123	124	SL TURBID GRAY
1130	-	3600		14.80	6.14	.114	80	VSL TURBID LT GRAY
1200	-	4800		14.50	6.11	.111	66	VSL " LT BRN GRAY
1230	-	6000		14.36	5.96	.108	75	" " "
1300	-	7200	32.50	14.32	5.88	.106	40	VSL TO CLEAR
			BGS					
		7200	2nd LOAD					
		14,200	TOTAL AIR					



Tetra Tech NUS, Inc.

MONITORING WELL DEVELOPMENT RECORD

PUMP

Well: TT-101D1 Depth to Bottom (ft.): 595' BGS Responsible Personnel: Conti
 Site: BPOU2 GW Static Water Level Before (ft.): 32.10 Drilling Co.: Delta
 Date Installed: _____ Static Water Level After (ft.): 35.60 Project Name: Bethpage OU-2 Offsite GW
 Date Developed: 12/8/11 Screen Length (ft.): 20 Project Number: 112G00622
 Dev. Method: PUMP Specific Capacity: _____ ~17GPM
 Pump Type: 3" SUB Casing ID (in.): 4" x SH 80 PVC

SCREEN 570-590 METER 153130

Time	Estimated Sediment Thickness (Ft.)	Cumulative Water Volume (Gal.)	Water Level Readings (Ft. below TOC) BGS	Temperature (Degrees C)	pH	Specific Conductance (Units _____)	Turbidity (NTU)	Remarks (odor, color, etc.)
0830	—	—	32.10	—	—	—	—	SL TURBID - BRN GRAY
0900	—	590	35.30	13.21	5.34	.109	22	SL TURBID BRN GRAY 153720
0930	—	1120	35.40	13.82	5.34	.109	18	" " " 154250
1000	—	—	—	—	—	—	—	
1030	—	2330	35.60	14.11	5.26	.109	16	CLEAR 155460
1100	—	2850	35.60	13.80	5.25	.108	15	" 155980
1130	—	3190	35.60	13.72	5.14	.108	15	" 156320
1200	—	3680	35.60	13.51	5.17	.109	16	" 156810
1230	—	4190	35.60	13.59	5.14	.108	16	" 157320
1330	—	5240	35.60	14.19	5.15	.107	15	" 158370
			Sample @ 1330 hrs.					
		14,200	AIR					
		5,240	PUMP					
		<u>19,440</u>	TOTAL					

AIR



Tetra Tech NUS, Inc.

MONITORING WELL DEVELOPMENT RECORD

* TOC

Well: TT-101D2 Depth to Bottom (ft.): 765' Responsible Personnel: Conti
 Site: BP OU2 GW * Static Water Level Before (ft.): 32.05 Drilling Co.: Delta
 Date Installed: 10/18/11 * Static Water Level After (ft.): 32.05 Project Name: Bethpage OU-2 Offsite GW
 Date Developed: 11/29/11 Screen Length (ft.): 20' Project Number: 112G00622
 Dev. Method: AIR LIFT Specific Capacity: _____
 Pump Type: NA Casing ID (in.): 4" SCH 80 24 GPM 11/30
 ~ 30 GPM 11/29 PE TUBING ~ 150'

11/29

11/30

Time	Estimated Sediment Thickness (Ft.)	Cumulative Water Volume (Gal.)	Water Level Readings (Ft. below TOC)	Temperature (Degrees C)	pH	Specific Conductance (Units _____) mS/cm	Turbidity (NTU)	Remarks (odor, color, etc.)
0900	-	-	-	-	-	-	-	
1100	-	3600	32.05	16.74	4.38	.140	361	TURBID - LT GRAY
1130	-	4500	-	15.84	5.15	.059	291	" " "
1200	-	5400	-	15.51	5.41	.048	84	SL TURBID "
1230	-	6300	-	15.52	5.70	.046	113	" " "
1300	-	~7200	-	15.41	5.84	.048	121	" " "
0800	-	-	32.05					
0900	-	1440	-	13.50	6.06	.050	176	SL TURBID LT GRAY
0930	-	2160	-	14.41	6.55	.070	425	SURGED WELL HERE
1100	-	4320	-	16.58	5.89	.044	92	
1130	-	5040	-	15.25	5.75	.043	57	SL TURBID - CLEAR
1200	-	5760	-	14.56	5.51	.042	44	" " "
1230	-	6480	-	14.09	5.48	.042	41	" " "
1300	-	~7200	32.60	14.10	5.39	.042	42	" " "
		= 14,400	AIR.					1. - CANNOT GET W/L DURING AIR LIFT.

SCREEN 740 → 760



Tetra Tech NUS, Inc.

MONITORING WELL DEVELOPMENT RECORD

Page 1 of 1

PUMP

Well: TT-101D2 Depth to Bottom (ft.): 765' BGS
 Site: BP 0U2 GW Static Water Level Before (ft.): 32.8
 Date Installed: 10/18/11 Static Water Level After (ft.): _____
 Date Developed: 12/14/11 Screen Length (ft.): 20'
 Dev. Method: PUMP Specific Capacity: _____
 Pump Type: 3" SUB Casing ID (in.): 4" SCH 80

Responsible Personnel: Conti
 Drilling Co.: Delta
 Project Name: Bethpage OU-2 Offsite GW
 Project Number: 112G00622

≈ 15 GPM
 (1.) Pump ~ 700'
 (2.) " ~ 740'
 FLOW METER = 143440

Time	Estimated Sediment Thickness (Ft.)	Cumulative Water Volume (Gal.)	Water Level Readings (Ft. below FOG) BGS	Temperature (Degrees C)	pH	Specific Conductance (Units _____) mS/cm	Turbidity (NTU)	Remarks (odor, color, etc.)
0900	—		32.8	—	—	—	—	
0930	—	460	38.5	14.80	5.73	.053	131	SL TURBID BRN GRAY 143900
1000	—		38.5	14.65	5.70	.048	91	" "
1100	—	1880	38.8	15.09	5.53	.045	46	V " " 145320 (1.)
1130	—	2290	38.7	14.90	5.39	.045	44	" " " 145730 (2.)
1200	—	2726	38.7	14.72	5.38	.043	46	" " " 146170
1230	—	3240	38.7	14.71	5.40	.043	46	" " " 146680
1300	—	3630	38.7	14.61	5.34	.043	46	" " " 147070
1330	—	4100	38.7	14.52	5.32	.043	45	" " " 147540
1400	—	4570	38.7	15.50	5.31	.043	45	" " " 148010
1430	—	5040	38.7	15.48	5.30	.043	45	" " " 148480
		14,400	AIR					
		5,040	PUMP					
		19,440	TOTAL DEV.					BP-TT-101D2-120611
				TOOK	SAMPLE @ 1430	-VOC ^S	SAC,	

Report of Analysis

Client:	Tetra Tech NUS, Inc.	Date Collected:	12/06/11
Project:	Bethpage CTO-066	Date Received:	12/09/11
Client Sample ID:	BP-TT101D2-120611	SDG No.:	C4911
Lab Sample ID:	C4911-02	Matrix:	WATER
Analytical Method:	SW8260B	% Moisture:	100
Sample Wt/Vol:	5 Units: mL	Final Vol:	5000 uL
Soil Aliquot Vol:	uL	Test:	VOC-TCLVOA-10
GC Column:	RTX-VMS ID : 0.18	Level :	LOW

File ID/Qc Batch:	Dilution:	Prep Date	Date Analyzed	Prep Batch ID
VG039514.D	1		12/10/11	VG120911

CAS Number	Parameter	Conc.	Qualifier	MDL	LOQ / CRQL	Units
TARGETS						
75-71-8	Dichlorodifluoromethane	0.5	U	0.2	1	ug/L
74-87-3	Chloromethane	0.5	U	0.2	1	ug/L
75-01-4	Vinyl Chloride	0.5	U	0.34	1	ug/L
74-83-9	Bromomethane	0.5	U	0.2	1	ug/L
75-00-3	Chloroethane	0.5	U	0.2	1	ug/L
75-69-4	Trichlorofluoromethane	0.5	U	0.35	1	ug/L
76-13-1	1,1,2-Trichlorotrifluoroethane	18		0.45	1	ug/L
75-35-4	1,1-Dichloroethene	2.6		0.47	1	ug/L
67-64-1	Acetone	2.5	U	0.5	5	ug/L
75-15-0	Carbon Disulfide	0.5	U	0.2	1	ug/L
1634-04-4	Methyl tert-butyl Ether	0.5	U	0.35	1	ug/L
79-20-9	Methyl Acetate	0.5	U	0.2	1	ug/L
75-09-2	Methylene Chloride	0.5	U	0.41	1	ug/L
156-60-5	trans-1,2-Dichloroethene	0.5	U	0.41	1	ug/L
75-34-3	1,1-Dichloroethane	0.52	J	0.36	1	ug/L
110-82-7	Cyclohexane	0.5	U	0.2	1	ug/L
78-93-3	2-Butanone	2.5	U	1.3	5	ug/L
56-23-5	Carbon Tetrachloride	0.5	U	0.2	1	ug/L
156-59-2	cis-1,2-Dichloroethene	1.9		0.35	1	ug/L
67-66-3	Chloroform	0.76	J	0.34	1	ug/L
71-55-6	1,1,1-Trichloroethane	0.5	U	0.4	1	ug/L
108-87-2	Methylcyclohexane	0.5	U	0.2	1	ug/L
71-43-2	Benzene	0.5	U	0.32	1	ug/L
107-06-2	1,2-Dichloroethane	0.5	U	0.48	1	ug/L
79-01-6	Trichloroethene	380	E	0.28	1	ug/L
78-87-5	1,2-Dichloropropane	0.5	U	0.46	1	ug/L
75-27-4	Bromodichloromethane	0.5	U	0.36	1	ug/L
108-10-1	4-Methyl-2-Pentanone	2.5	U	2.1	5	ug/L
108-88-3	Toluene	0.5	U	0.37	1	ug/L
10061-02-6	t-1,3-Dichloropropene	0.5	U	0.29	1	ug/L
10061-01-5	cis-1,3-Dichloropropene	0.5	U	0.31	1	ug/L

Report of Analysis

Client:	Tetra Tech NUS, Inc.	Date Collected:	12/06/11
Project:	Bethpage CTO-066	Date Received:	12/09/11
Client Sample ID:	BP-TT101D2-120611	SDG No.:	C4911
Lab Sample ID:	C4911-02	Matrix:	WATER
Analytical Method:	SW8260B	% Moisture:	100
Sample Wt/Vol:	5 Units: mL	Final Vol:	5000 uL
Soil Aliquot Vol:	uL	Test:	VOC-TCLVOA-10
GC Column:	RTX-VMS ID : 0.18	Level :	LOW

File ID/Qc Batch:	Dilution:	Prep Date	Date Analyzed	Prep Batch ID
VG039514.D	1		12/10/11	VG120911

CAS Number	Parameter	Conc.	Qualifier	MDL	LOQ / CRQL	Units
79-00-5	1,1,2-Trichloroethane	0.5	U	0.38	1	ug/L
591-78-6	2-Hexanone	2.5	U	1.9	5	ug/L
124-48-1	Dibromochloromethane	0.5	U	0.2	1	ug/L
106-93-4	1,2-Dibromoethane	0.5	U	0.41	1	ug/L
127-18-4	Tetrachloroethene	0.5	U	0.27	1	ug/L
108-90-7	Chlorobenzene	0.5	U	0.49	1	ug/L
100-41-4	Ethyl Benzene	0.5	U	0.2	1	ug/L
179601-23-1	m/p-Xylenes	1	U	0.95	2	ug/L
95-47-6	o-Xylene	0.5	U	0.43	1	ug/L
100-42-5	Styrene	0.5	U	0.36	1	ug/L
75-25-2	Bromoform	0.5	U	0.47	1	ug/L
98-82-8	Isopropylbenzene	0.5	U	0.45	1	ug/L
79-34-5	1,1,2,2-Tetrachloroethane	0.5	U	0.31	1	ug/L
541-73-1	1,3-Dichlorobenzene	0.5	U	0.43	1	ug/L
106-46-7	1,4-Dichlorobenzene	0.5	U	0.32	1	ug/L
95-50-1	1,2-Dichlorobenzene	0.5	U	0.45	1	ug/L
96-12-8	1,2-Dibromo-3-Chloropropane	0.5	U	0.46	1	ug/L
120-82-1	1,2,4-Trichlorobenzene	0.5	U	0.2	1	ug/L
SURROGATES						
17060-07-0	1,2-Dichloroethane-d4	50.8		70 - 120	102%	SPK: 50
1868-53-7	Dibromofluoromethane	47.1		85 - 115	94%	SPK: 50
2037-26-5	Toluene-d8	52.1		85 - 120	104%	SPK: 50
460-00-4	4-Bromofluorobenzene	50.8		75 - 120	102%	SPK: 50
INTERNAL STANDARDS						
363-72-4	Pentafluorobenzene	472662	3.91			
540-36-3	1,4-Difluorobenzene	856473	4.71			
3114-55-4	Chlorobenzene-d5	517747	9.69			
3855-82-1	1,4-Dichlorobenzene-d4	208633	13.39			

Report of Analysis

Client:	Tetra Tech NUS, Inc.	Date Collected:	12/06/11
Project:	Bethpage CTO-066	Date Received:	12/09/11
Client Sample ID:	BP-TT101D2-120611DL	SDG No.:	C4911
Lab Sample ID:	C4911-02DL	Matrix:	WATER
Analytical Method:	SW8260B	% Moisture:	100
Sample Wt/Vol:	5 Units: mL	Final Vol:	5000 uL
Soil Aliquot Vol:	uL	Test:	VOC-TCLVOA-10
GC Column:	RXI-624 ID : 0.25	Level :	LOW

File ID/Qc Batch:	Dilution:	Prep Date	Date Analyzed	Prep Batch ID
VR002533.D	10		12/12/11	VR121211

CAS Number	Parameter	Conc.	Qualifier	MDL	LOQ / CRQL	Units
TARGETS						
75-71-8	Dichlorodifluoromethane	5	U	2	10	ug/L
74-87-3	Chloromethane	5	U	2	10	ug/L
75-01-4	Vinyl Chloride	5	U	3.4	10	ug/L
74-83-9	Bromomethane	5	U	2	10	ug/L
75-00-3	Chloroethane	5	U	2	10	ug/L
75-69-4	Trichlorofluoromethane	5	U	3.5	10	ug/L
76-13-1	1,1,2-Trichlorotrifluoroethane	14	D	4.5	10	ug/L
75-35-4	1,1-Dichloroethene	5	U	4.7	10	ug/L
67-64-1	Acetone	25	U	5	50	ug/L
75-15-0	Carbon Disulfide	5	U	2	10	ug/L
1634-04-4	Methyl tert-butyl Ether	5	U	3.5	10	ug/L
79-20-9	Methyl Acetate	5	U	2	10	ug/L
75-09-2	Methylene Chloride	5	U	4.1	10	ug/L
156-60-5	trans-1,2-Dichloroethene	5	U	4.1	10	ug/L
75-34-3	1,1-Dichloroethane	5	U	3.6	10	ug/L
110-82-7	Cyclohexane	5	U	2	10	ug/L
78-93-3	2-Butanone	25	U	13	50	ug/L
56-23-5	Carbon Tetrachloride	5	U	2	10	ug/L
156-59-2	cis-1,2-Dichloroethene	5	U	3.5	10	ug/L
67-66-3	Chloroform	5	U	3.4	10	ug/L
71-55-6	1,1,1-Trichloroethane	5	U	4	10	ug/L
108-87-2	Methylcyclohexane	5	U	2	10	ug/L
71-43-2	Benzene	5	U	3.2	10	ug/L
107-06-2	1,2-Dichloroethane	5	U	4.8	10	ug/L
79-01-6	Trichloroethene	360	D	2.8	10	ug/L
78-87-5	1,2-Dichloropropane	5	U	4.6	10	ug/L
75-27-4	Bromodichloromethane	5	U	3.6	10	ug/L
108-10-1	4-Methyl-2-Pentanone	25	U	21	50	ug/L
108-88-3	Toluene	5	U	3.7	10	ug/L
10061-02-6	t-1,3-Dichloropropene	5	U	2.9	10	ug/L
10061-01-5	cis-1,3-Dichloropropene	5	U	3.1	10	ug/L

Report of Analysis

Client:	Tetra Tech NUS, Inc.	Date Collected:	12/06/11
Project:	Bethpage CTO-066	Date Received:	12/09/11
Client Sample ID:	BP-TT101D2-120611DL	SDG No.:	C4911
Lab Sample ID:	C4911-02DL	Matrix:	WATER
Analytical Method:	SW8260B	% Moisture:	100
Sample Wt/Vol:	5 Units: mL	Final Vol:	5000 uL
Soil Aliquot Vol:	uL	Test:	VOC-TCLVOA-10
GC Column:	RXI-624 ID : 0.25	Level :	LOW

File ID/Qc Batch:	Dilution:	Prep Date	Date Analyzed	Prep Batch ID
VR002533.D	10		12/12/11	VR121211

CAS Number	Parameter	Conc.	Qualifier	MDL	LOQ / CRQL	Units
79-00-5	1,1,2-Trichloroethane	5	U	3.8	10	ug/L
591-78-6	2-Hexanone	25	U	19	50	ug/L
124-48-1	Dibromochloromethane	5	U	2	10	ug/L
106-93-4	1,2-Dibromoethane	5	U	4.1	10	ug/L
127-18-4	Tetrachloroethene	5	U	2.7	10	ug/L
108-90-7	Chlorobenzene	5	U	4.9	10	ug/L
100-41-4	Ethyl Benzene	5	U	2	10	ug/L
179601-23-1	m/p-Xylenes	10	U	9.5	20	ug/L
95-47-6	o-Xylene	5	U	4.3	10	ug/L
100-42-5	Styrene	5	U	3.6	10	ug/L
75-25-2	Bromoform	5	U	4.7	10	ug/L
98-82-8	Isopropylbenzene	5	U	4.5	10	ug/L
79-34-5	1,1,2,2-Tetrachloroethane	5	U	3.1	10	ug/L
541-73-1	1,3-Dichlorobenzene	5	U	4.3	10	ug/L
106-46-7	1,4-Dichlorobenzene	5	U	3.2	10	ug/L
95-50-1	1,2-Dichlorobenzene	5	U	4.5	10	ug/L
96-12-8	1,2-Dibromo-3-Chloropropane	5	U	4.6	10	ug/L
120-82-1	1,2,4-Trichlorobenzene	5	U	2	10	ug/L
SURROGATES						
17060-07-0	1,2-Dichloroethane-d4	39.2		70 - 120	78%	SPK: 50
1868-53-7	Dibromofluoromethane	45.2		85 - 115	90%	SPK: 50
2037-26-5	Toluene-d8	42.8		85 - 120	86%	SPK: 50
460-00-4	4-Bromofluorobenzene	39.9		75 - 120	80%	SPK: 50
INTERNAL STANDARDS						
363-72-4	Pentafluorobenzene	1972420	8.18			
540-36-3	1,4-Difluorobenzene	3224500	9.07			
3114-55-4	Chlorobenzene-d5	2854020	11.81			
3855-82-1	1,4-Dichlorobenzene-d4	1462260	13.72			

Report of Analysis

Client:	Tetra Tech NUS, Inc.	Date Collected:	12/07/11
Project:	Bethpage CTO-066	Date Received:	12/09/11
Client Sample ID:	BP-TT101D-120711	SDG No.:	C4911
Lab Sample ID:	C4911-03	Matrix:	WATER
Analytical Method:	SW8260B	% Moisture:	100
Sample Wt/Vol:	5 Units: mL	Final Vol:	5000 uL
Soil Aliquot Vol:	uL	Test:	VOC-TCLVOA-10
GC Column:	RTX-VMS ID : 0.18	Level :	LOW

File ID/Qc Batch:	Dilution:	Prep Date	Date Analyzed	Prep Batch ID
VG039515.D	1		12/10/11	VG120911

CAS Number	Parameter	Conc.	Qualifier	MDL	LOQ / CRQL	Units
TARGETS						
75-71-8	Dichlorodifluoromethane	2.4		0.2	1	ug/L
74-87-3	Chloromethane	0.5	U	0.2	1	ug/L
75-01-4	Vinyl Chloride	0.5	U	0.34	1	ug/L
74-83-9	Bromomethane	0.5	U	0.2	1	ug/L
75-00-3	Chloroethane	0.5	U	0.2	1	ug/L
75-69-4	Trichlorofluoromethane	0.5	U	0.35	1	ug/L
76-13-1	1,1,2-Trichlorotrifluoroethane	22		0.45	1	ug/L
75-35-4	1,1-Dichloroethene	6		0.47	1	ug/L
67-64-1	Acetone	2.5	U	0.5	5	ug/L
75-15-0	Carbon Disulfide	0.5	U	0.2	1	ug/L
1634-04-4	Methyl tert-butyl Ether	0.5	U	0.35	1	ug/L
79-20-9	Methyl Acetate	0.5	U	0.2	1	ug/L
75-09-2	Methylene Chloride	0.5	U	0.41	1	ug/L
156-60-5	trans-1,2-Dichloroethene	0.5	U	0.41	1	ug/L
75-34-3	1,1-Dichloroethane	1.4		0.36	1	ug/L
110-82-7	Cyclohexane	0.5	U	0.2	1	ug/L
78-93-3	2-Butanone	2.5	U	1.3	5	ug/L
56-23-5	Carbon Tetrachloride	0.5	U	0.2	1	ug/L
156-59-2	cis-1,2-Dichloroethene	4		0.35	1	ug/L
67-66-3	Chloroform	0.69	J	0.34	1	ug/L
71-55-6	1,1,1-Trichloroethane	0.5	U	0.4	1	ug/L
108-87-2	Methylcyclohexane	0.5	U	0.2	1	ug/L
71-43-2	Benzene	0.5	U	0.32	1	ug/L
107-06-2	1,2-Dichloroethane	0.5	U	0.48	1	ug/L
79-01-6	Trichloroethene	130		0.28	1	ug/L
78-87-5	1,2-Dichloropropane	0.5	U	0.46	1	ug/L
75-27-4	Bromodichloromethane	0.5	U	0.36	1	ug/L
108-10-1	4-Methyl-2-Pentanone	2.5	U	2.1	5	ug/L
108-88-3	Toluene	0.5	U	0.37	1	ug/L
10061-02-6	t-1,3-Dichloropropene	0.5	U	0.29	1	ug/L
10061-01-5	cis-1,3-Dichloropropene	0.5	U	0.31	1	ug/L

Report of Analysis

Client:	Tetra Tech NUS, Inc.	Date Collected:	12/07/11
Project:	Bethpage CTO-066	Date Received:	12/09/11
Client Sample ID:	BP-TT101D-120711	SDG No.:	C4911
Lab Sample ID:	C4911-03	Matrix:	WATER
Analytical Method:	SW8260B	% Moisture:	100
Sample Wt/Vol:	5 Units: mL	Final Vol:	5000 uL
Soil Aliquot Vol:	uL	Test:	VOC-TCLVOA-10
GC Column:	RTX-VMS ID : 0.18	Level :	LOW

File ID/Qc Batch:	Dilution:	Prep Date	Date Analyzed	Prep Batch ID
VG039515.D	1		12/10/11	VG120911

CAS Number	Parameter	Conc.	Qualifier	MDL	LOQ / CRQL	Units
79-00-5	1,1,2-Trichloroethane	0.5	U	0.38	1	ug/L
591-78-6	2-Hexanone	2.5	U	1.9	5	ug/L
124-48-1	Dibromochloromethane	0.5	U	0.2	1	ug/L
106-93-4	1,2-Dibromoethane	0.5	U	0.41	1	ug/L
127-18-4	Tetrachloroethene	1.7		0.27	1	ug/L
108-90-7	Chlorobenzene	0.5	U	0.49	1	ug/L
100-41-4	Ethyl Benzene	0.5	U	0.2	1	ug/L
179601-23-1	m/p-Xylenes	1	U	0.95	2	ug/L
95-47-6	o-Xylene	0.5	U	0.43	1	ug/L
100-42-5	Styrene	0.5	U	0.36	1	ug/L
75-25-2	Bromoform	0.5	U	0.47	1	ug/L
98-82-8	Isopropylbenzene	0.5	U	0.45	1	ug/L
79-34-5	1,1,2,2-Tetrachloroethane	0.5	U	0.31	1	ug/L
541-73-1	1,3-Dichlorobenzene	0.5	U	0.43	1	ug/L
106-46-7	1,4-Dichlorobenzene	0.5	U	0.32	1	ug/L
95-50-1	1,2-Dichlorobenzene	0.5	U	0.45	1	ug/L
96-12-8	1,2-Dibromo-3-Chloropropane	0.5	U	0.46	1	ug/L
120-82-1	1,2,4-Trichlorobenzene	0.5	U	0.2	1	ug/L
SURROGATES						
17060-07-0	1,2-Dichloroethane-d4	52.8		70 - 120	106%	SPK: 50
1868-53-7	Dibromofluoromethane	47.8		85 - 115	96%	SPK: 50
2037-26-5	Toluene-d8	53.3		85 - 120	107%	SPK: 50
460-00-4	4-Bromofluorobenzene	51.8		75 - 120	104%	SPK: 50
INTERNAL STANDARDS						
363-72-4	Pentafluorobenzene	443187	3.9			
540-36-3	1,4-Difluorobenzene	829953	4.71			
3114-55-4	Chlorobenzene-d5	503700	9.69			
3855-82-1	1,4-Dichlorobenzene-d4	202090	13.39			

Report of Analysis

Client:	Tetra Tech NUS, Inc.	Date Collected:	12/08/11
Project:	Bethpage CTO-066	Date Received:	12/09/11
Client Sample ID:	BP-TT101D1-120811	SDG No.:	C4911
Lab Sample ID:	C4911-04	Matrix:	WATER
Analytical Method:	SW8260B	% Moisture:	100
Sample Wt/Vol:	5 Units: mL	Final Vol:	5000 uL
Soil Aliquot Vol:	uL	Test:	VOC-TCLVOA-10
GC Column:	RTX-VMS ID : 0.18	Level :	LOW

File ID/Qc Batch:	Dilution:	Prep Date	Date Analyzed	Prep Batch ID
VG039516.D	1		12/10/11	VG120911

CAS Number	Parameter	Conc.	Qualifier	MDL	LOQ / CRQL	Units
TARGETS						
75-71-8	Dichlorodifluoromethane	2.2		0.2	1	ug/L
74-87-3	Chloromethane	0.5	U	0.2	1	ug/L
75-01-4	Vinyl Chloride	0.5	U	0.34	1	ug/L
74-83-9	Bromomethane	0.5	U	0.2	1	ug/L
75-00-3	Chloroethane	0.5	U	0.2	1	ug/L
75-69-4	Trichlorofluoromethane	0.5	U	0.35	1	ug/L
76-13-1	1,1,2-Trichlorotrifluoroethane	14		0.45	1	ug/L
75-35-4	1,1-Dichloroethene	3		0.47	1	ug/L
67-64-1	Acetone	2.5	U	0.5	5	ug/L
75-15-0	Carbon Disulfide	0.5	U	0.2	1	ug/L
1634-04-4	Methyl tert-butyl Ether	0.5	U	0.35	1	ug/L
79-20-9	Methyl Acetate	0.5	U	0.2	1	ug/L
75-09-2	Methylene Chloride	0.5	U	0.41	1	ug/L
156-60-5	trans-1,2-Dichloroethene	0.5	U	0.41	1	ug/L
75-34-3	1,1-Dichloroethane	0.5	U	0.36	1	ug/L
110-82-7	Cyclohexane	0.5	U	0.2	1	ug/L
78-93-3	2-Butanone	2.5	U	1.3	5	ug/L
56-23-5	Carbon Tetrachloride	0.5	U	0.2	1	ug/L
156-59-2	cis-1,2-Dichloroethene	2		0.35	1	ug/L
67-66-3	Chloroform	1.1		0.34	1	ug/L
71-55-6	1,1,1-Trichloroethane	0.5	U	0.4	1	ug/L
108-87-2	Methylcyclohexane	0.5	U	0.2	1	ug/L
71-43-2	Benzene	0.5	U	0.32	1	ug/L
107-06-2	1,2-Dichloroethane	0.5	U	0.48	1	ug/L
79-01-6	Trichloroethene	170	E	0.28	1	ug/L
78-87-5	1,2-Dichloropropane	0.5	U	0.46	1	ug/L
75-27-4	Bromodichloromethane	0.5	U	0.36	1	ug/L
108-10-1	4-Methyl-2-Pentanone	2.5	U	2.1	5	ug/L
108-88-3	Toluene	0.5	U	0.37	1	ug/L
10061-02-6	t-1,3-Dichloropropene	0.5	U	0.29	1	ug/L
10061-01-5	cis-1,3-Dichloropropene	0.5	U	0.31	1	ug/L

Report of Analysis

Client:	Tetra Tech NUS, Inc.	Date Collected:	12/08/11
Project:	Bethpage CTO-066	Date Received:	12/09/11
Client Sample ID:	BP-TT101D1-120811	SDG No.:	C4911
Lab Sample ID:	C4911-04	Matrix:	WATER
Analytical Method:	SW8260B	% Moisture:	100
Sample Wt/Vol:	5 Units: mL	Final Vol:	5000 uL
Soil Aliquot Vol:	uL	Test:	VOC-TCLVOA-10
GC Column:	RTX-VMS ID : 0.18	Level :	LOW

File ID/Qc Batch:	Dilution:	Prep Date	Date Analyzed	Prep Batch ID
VG039516.D	1		12/10/11	VG120911

CAS Number	Parameter	Conc.	Qualifier	MDL	LOQ / CRQL	Units
79-00-5	1,1,2-Trichloroethane	0.5	U	0.38	1	ug/L
591-78-6	2-Hexanone	2.5	U	1.9	5	ug/L
124-48-1	Dibromochloromethane	0.5	U	0.2	1	ug/L
106-93-4	1,2-Dibromoethane	0.5	U	0.41	1	ug/L
127-18-4	Tetrachloroethene	0.5	U	0.27	1	ug/L
108-90-7	Chlorobenzene	0.5	U	0.49	1	ug/L
100-41-4	Ethyl Benzene	0.5	U	0.2	1	ug/L
179601-23-1	m/p-Xylenes	1	U	0.95	2	ug/L
95-47-6	o-Xylene	0.5	U	0.43	1	ug/L
100-42-5	Styrene	0.5	U	0.36	1	ug/L
75-25-2	Bromoform	0.5	U	0.47	1	ug/L
98-82-8	Isopropylbenzene	0.5	U	0.45	1	ug/L
79-34-5	1,1,2,2-Tetrachloroethane	0.5	U	0.31	1	ug/L
541-73-1	1,3-Dichlorobenzene	0.5	U	0.43	1	ug/L
106-46-7	1,4-Dichlorobenzene	0.5	U	0.32	1	ug/L
95-50-1	1,2-Dichlorobenzene	0.5	U	0.45	1	ug/L
96-12-8	1,2-Dibromo-3-Chloropropane	0.5	U	0.46	1	ug/L
120-82-1	1,2,4-Trichlorobenzene	0.5	U	0.2	1	ug/L
SURROGATES						
17060-07-0	1,2-Dichloroethane-d4	54.7		70 - 120	109%	SPK: 50
1868-53-7	Dibromofluoromethane	47.9		85 - 115	96%	SPK: 50
2037-26-5	Toluene-d8	54.6		85 - 120	109%	SPK: 50
460-00-4	4-Bromofluorobenzene	51.9		75 - 120	104%	SPK: 50
INTERNAL STANDARDS						
363-72-4	Pentafluorobenzene	433346	3.9			
540-36-3	1,4-Difluorobenzene	795774	4.72			
3114-55-4	Chlorobenzene-d5	480393	9.69			
3855-82-1	1,4-Dichlorobenzene-d4	194595	13.39			

Report of Analysis

Client:	Tetra Tech NUS, Inc.	Date Collected:	12/08/11
Project:	Bethpage CTO-066	Date Received:	12/09/11
Client Sample ID:	BP-TT101D1-120811DL	SDG No.:	C4911
Lab Sample ID:	C4911-04DL	Matrix:	WATER
Analytical Method:	SW8260B	% Moisture:	100
Sample Wt/Vol:	5 Units: mL	Final Vol:	5000 uL
Soil Aliquot Vol:	uL	Test:	VOC-TCLVOA-10
GC Column:	RXI-624 ID : 0.25	Level :	LOW

File ID/Qc Batch:	Dilution:	Prep Date	Date Analyzed	Prep Batch ID
VR002534.D	5		12/12/11	VR121211

CAS Number	Parameter	Conc.	Qualifier	MDL	LOQ / CRQL	Units
TARGETS						
75-71-8	Dichlorodifluoromethane	2.5	U	1	5	ug/L
74-87-3	Chloromethane	2.5	U	1	5	ug/L
75-01-4	Vinyl Chloride	2.5	U	1.7	5	ug/L
74-83-9	Bromomethane	2.5	U	1	5	ug/L
75-00-3	Chloroethane	2.5	U	1	5	ug/L
75-69-4	Trichlorofluoromethane	2.5	U	1.8	5	ug/L
76-13-1	1,1,2-Trichlorotrifluoroethane	9.7	D	2.2	5	ug/L
75-35-4	1,1-Dichloroethene	2.5	U	2.4	5	ug/L
67-64-1	Acetone	12.5	U	2.5	25	ug/L
75-15-0	Carbon Disulfide	2.5	U	1	5	ug/L
1634-04-4	Methyl tert-butyl Ether	2.5	U	1.8	5	ug/L
79-20-9	Methyl Acetate	2.5	U	1	5	ug/L
75-09-2	Methylene Chloride	2.5	U	2	5	ug/L
156-60-5	trans-1,2-Dichloroethene	2.5	U	2	5	ug/L
75-34-3	1,1-Dichloroethane	2.5	U	1.8	5	ug/L
110-82-7	Cyclohexane	2.5	U	1	5	ug/L
78-93-3	2-Butanone	12.5	U	6.6	25	ug/L
56-23-5	Carbon Tetrachloride	2.5	U	1	5	ug/L
156-59-2	cis-1,2-Dichloroethene	2.5	U	1.8	5	ug/L
67-66-3	Chloroform	2.5	U	1.7	5	ug/L
71-55-6	1,1,1-Trichloroethane	2.5	U	2	5	ug/L
108-87-2	Methylcyclohexane	2.5	U	1	5	ug/L
71-43-2	Benzene	2.5	U	1.6	5	ug/L
107-06-2	1,2-Dichloroethane	2.5	U	2.4	5	ug/L
79-01-6	Trichloroethene	150	D	1.4	5	ug/L
78-87-5	1,2-Dichloropropane	2.5	U	2.3	5	ug/L
75-27-4	Bromodichloromethane	2.5	U	1.8	5	ug/L
108-10-1	4-Methyl-2-Pentanone	12.5	U	10	25	ug/L
108-88-3	Toluene	2.5	U	1.8	5	ug/L
10061-02-6	t-1,3-Dichloropropene	2.5	U	1.4	5	ug/L
10061-01-5	cis-1,3-Dichloropropene	2.5	U	1.6	5	ug/L

Report of Analysis

Client:	Tetra Tech NUS, Inc.	Date Collected:	12/08/11
Project:	Bethpage CTO-066	Date Received:	12/09/11
Client Sample ID:	BP-TT101D1-120811DL	SDG No.:	C4911
Lab Sample ID:	C4911-04DL	Matrix:	WATER
Analytical Method:	SW8260B	% Moisture:	100
Sample Wt/Vol:	5 Units: mL	Final Vol:	5000 uL
Soil Aliquot Vol:	uL	Test:	VOC-TCLVOA-10
GC Column:	RXI-624 ID : 0.25	Level :	LOW

File ID/Qc Batch:	Dilution:	Prep Date	Date Analyzed	Prep Batch ID
VR002534.D	5		12/12/11	VR121211

CAS Number	Parameter	Conc.	Qualifier	MDL	LOQ / CRQL	Units
79-00-5	1,1,2-Trichloroethane	2.5	U	1.9	5	ug/L
591-78-6	2-Hexanone	12.5	U	9.7	25	ug/L
124-48-1	Dibromochloromethane	2.5	U	1	5	ug/L
106-93-4	1,2-Dibromoethane	2.5	U	2	5	ug/L
127-18-4	Tetrachloroethene	2.5	U	1.4	5	ug/L
108-90-7	Chlorobenzene	2.5	U	2.4	5	ug/L
100-41-4	Ethyl Benzene	2.5	U	1	5	ug/L
179601-23-1	m/p-Xylenes	5	U	4.8	10	ug/L
95-47-6	o-Xylene	2.5	U	2.2	5	ug/L
100-42-5	Styrene	2.5	U	1.8	5	ug/L
75-25-2	Bromoform	2.5	U	2.4	5	ug/L
98-82-8	Isopropylbenzene	2.5	U	2.2	5	ug/L
79-34-5	1,1,2,2-Tetrachloroethane	2.5	U	1.6	5	ug/L
541-73-1	1,3-Dichlorobenzene	2.5	U	2.2	5	ug/L
106-46-7	1,4-Dichlorobenzene	2.5	U	1.6	5	ug/L
95-50-1	1,2-Dichlorobenzene	2.5	U	2.2	5	ug/L
96-12-8	1,2-Dibromo-3-Chloropropane	2.5	U	2.3	5	ug/L
120-82-1	1,2,4-Trichlorobenzene	2.5	U	1	5	ug/L
SURROGATES						
17060-07-0	1,2-Dichloroethane-d4	39.8		70 - 120	80%	SPK: 50
1868-53-7	Dibromofluoromethane	45.6		85 - 115	91%	SPK: 50
2037-26-5	Toluene-d8	43.3		85 - 120	87%	SPK: 50
460-00-4	4-Bromofluorobenzene	40.3		75 - 120	81%	SPK: 50
INTERNAL STANDARDS						
363-72-4	Pentafluorobenzene	1895230	8.18			
540-36-3	1,4-Difluorobenzene	3092110	9.07			
3114-55-4	Chlorobenzene-d5	2773650	11.81			
3855-82-1	1,4-Dichlorobenzene-d4	1408780	13.72			



TETRA TECH NUS, INC.

CHAIN OF CUSTODY

NUMBER **No 1104**PAGE **1** OF **1**

C4911

PROJECT NO: 112G00622		FACILITY: BETHPAGE 0U2		PROJECT MANAGER D. BRAYACK		PHONE NUMBER 757 461 3824		LABORATORY NAME AND CONTACT: CHEMTECH/ HUMMLER				
SAMPLERS (SIGNATURE) SJ Conti				FIELD OPERATIONS LEADER S CONTI		PHONE NUMBER 412 551 2639		ADDRESS 284 SHEFFIELD ST				
				CARRIER/WAYBILL NUMBER FED EX # 8735 5966 0586				CITY, STATE MOUNTAINSIDE, NJ 07092				
STANDARD TAT <input type="checkbox"/> RUSH TAT <input type="checkbox"/>								CONTAINER TYPE PLASTIC (P) or GLASS (G)				
<input type="checkbox"/> 24 hr. <input type="checkbox"/> 48 hr. <input checked="" type="checkbox"/> 72 hr. <input type="checkbox"/> 7 day <input type="checkbox"/> 14 day								PRESERVATIVE USED				
DATE YEAR	TIME	SAMPLE ID	LOCATION ID	TOP DEPTH (FT)	BOTTOM DEPTH (FT)	MATRIX (GW, SO, SW, SD, QC, ETC.)	COLLECTION METHOD GRAB (G) COMP (C)	No. OF CONTAINERS	TYPE OF ANALYSIS			COMMENTS
									VOCs (40 ml)	TOC HCL G		
12/6	1400	BP-TB-120611	TB	-	-	QC	G	2	2			
12/6	1430	BP-TT101D2-120611	TT101D2	-	-	GW	G	2	2			AFTER DEV w/ PUMP. (Deep)
12/7	1300	BP-TT101D-120711	TT101D	-	-	GW	G	2	2			AFTER DEV w/ PUMP (shallow)
12/8	1330	BP-TT101D1-120811	TT101D1	-	-	GW	G	2	2			AFTER DEV w/ PUMP (Intermediate)
12/8	1000	OU2-FRAC3-120811	FRAC3	-	-	GW	G	3	2	1		RED FRAC TANK DEV WATER TT101
12/8	1400	OU2-FRAC1-120811	FRAC1	-	-	GW	G	2	2	PH was 5.15		CLUSTER FROM TT101D1 ONLY
24 HR TURN												
1. RELINQUISHED BY SJ Conti		DATE 12/8/11		TIME 16:00		1. RECEIVED BY FED EX		DATE		TIME		
2. RELINQUISHED BY		DATE		TIME		2. RECEIVED BY		DATE		TIME		
3. RELINQUISHED BY Fedex		DATE 12/9/11		TIME 9:25		3. RECEIVED BY PS		DATE 12/9/11		TIME 9:25		
COMMENTS												

DISTRIBUTION: WHITE (ACCOMPANIES SAMPLE)

YELLOW (FIELD COPY)
337

Temp: 4°C PINK (FILE COPY)

4/02R
FORM NO. TINUS-001



TO: D. BRAYACK **DATE:** JANUARY 5, 2012

FROM: JOSEPH KALINYAK **COPIES:** DV FILE

SUBJECT: ORGANIC DATA VALIDATION – VOC
INORGANIC DATA VALIDATION – pH
NWIRP BETHPAGE CTO 066
SDG C4911

SAMPLES: 6 / Aqueous / VOC

BP-TB-120611	BP-TT101D-120711	BP-TT101D1-120811
BP-TT101D2-120611	OU2-FRAC1-120811	OU2-FRAC3-120811

1 / Aqueous / pH

OU2-FRAC3-120811

Overview

The sample set for NWIRP Bethpage, CTO 066, SDG C4911 consisted of six (6) aqueous samples including one (1) aqueous trip blank sample. All aqueous samples were analyzed for a select list of volatile organic compounds (VOC) and one (1) sample was analyzed for pH. No field duplicate sample pairs were included in this Sample Delivery Group (SDG).

The samples were collected by Tetra Tech on December 6, 7, and 8, 2011 and analyzed by ChemTech laboratory. Three sample VOC analyses (samples BP-TT101D1-120811, BP-TT101D-120711, and BP-TT101D2-120611) were conducted in accordance with EPA Method SW-846 8260B and three sample VOC analyses (samples BP-TB-120611, OU2-FRAC1-120811, and OU2-FRAC3-120811) were conducted in accordance with EPA Method 624, analytical and reporting protocols. One (1) sample was analyzed for pH by EPA SW-846 Method 9040C analytical and reporting protocols. The data contained in this SDG were validated with regard to the following parameters:

- * • Data completeness
- * • Hold times
- * • GC/MS System Tuning and Performance
 - Initial/continuing calibrations
 - Blank Results
- * • Laboratory Control Sample/Laboratory Control Sample Duplicate Recoveries
- * • Matrix Spike/Matrix Spike Duplicate Recoveries
- * • Surrogate Spike Recoveries
- * • Internal Standard Recoveries
- * • Compound Identification
- * • Compound Quantitation
- * • Detection Limits

The symbol (*) indicates that all quality control criteria were met for this parameter. Qualified analytical results are presented in Appendix A, results as reported by the laboratory are presented in Appendix B, Region II data validation forms are presented in Appendix C, and documentation supporting these findings is presented in Appendix D.

VOC – Method 624

No issues were identified.

VOC – Method 8260B

The CCV percent differences (%D) were greater than the 20% quality control limit for acetone for instrument MSVOAG on 12/09/11 @ 23:40.

Affected samples: BP-TT101D-120711, BP-TT101D1-120811, and BP-TT101D2-120611

Action: The aforementioned sample non-detected results for acetone were qualified estimated, (UJ).

Positive results below the limit of quantitation (LOQ) and above the method detection limit were qualified as estimated, (J), due to uncertainty near the detection limit.

pH – Method 9040

No issues were identified.

Additional Comments

The following common laboratory contaminant was detected in the trip blank BP-TB-120611.

<u>Compound</u>	<u>Maximum Conc. µg/L</u>	<u>Action Level µg/L</u>
Acetone	28	280

An action level of 10X the maximum concentration for the common laboratory contaminant acetone was established to evaluate laboratory contamination. Dilution factors and sample aliquots, if applicable, were taken into consideration during the application of all action levels. All samples had non-detected acetone results and no validation action was necessary.

The initial calibration relative standard deviation (RSD) was greater than the 15% quality control limit for bromodichloromethane and 1,2,4-trichlorobenzene for instrument MSVOA_R on 11/30/11.

Affected samples: BP-TT101D1-120811 dilution analysis and BP-TT101D2-120611 dilution analysis

Action: No validation action was necessary as the bromodichloromethane and 1,2,4-trichlorobenzene results were reported from the undiluted sample analysis.

The CCV %Ds were greater than the 20% quality control limit for 2-butanone and carbon tetrachloride for instrument MSVOA_R on 12/12/11 @ 17:19.

Affected samples: BP-TT101D1-120811 dilution analysis and BP-TT101D2-120611 dilution analysis

Action: No validation action was necessary as the 2-butanone and carbon tetrachloride results were reported from the undiluted sample analysis.

Samples were analyzed both undiluted and diluted as listed below. Only the analytes which exceeded the highest calibration level in the undiluted analysis were reported from the sample dilution analyses.

<u>Sample</u>	<u>Dilutions</u>
BP-TT101D1-120811	1X, 5X
BP-TT101D2-120611	1X, 10X
OU2-FRAC1-120811	1X, 5X

TO: D. BRAYACK
SDG: C4911

PAGE: 3

Forty-nine (49) analytes were reported for VOCs.

The pH for sample OU2-FRAC3-120811 was performed within 24 hours of the sampling and no validation action was taken for the sample to analysis hold time requirement of Method 9040C of "as soon as possible".


Non-detected sample results were reported to the LOD.

EXECUTIVE SUMMARY


Laboratory Performance Issues: Sample VOC acetone results were qualified for CCV %D quality control limit non-compliances.

Other Factors Affecting Data Quality: Positive results below the Limit of Detection (LOD) and above the method detection limit were qualified as estimated, (J), due to uncertainty near the detection limit.

The data for these analyses were reviewed with reference to the USEPA Method 624, USEPA SW-846 Method 8260B, USEPA Method 9040C, USEPA Region II Hazardous Waste Support Branch Validating Volatile Organic Compounds by Gas Chromatography/Mass Spectrometry SW-846 Method 8260B SOP #HW-24 Revision #2 August 2008 and the Department of Defense (DoD) document entitled "Quality Systems Manual (QSM) for Environmental Laboratories" (April 2009).



Tetra Tech NUS
Joseph Kalinyak
Chemist/Data Validator



Tetra Tech NUS
Joseph A. Samchuck
Data Validation Quality Assurance Officer

Attachments:

- Appendix A - Qualified Analytical Results
- Appendix B - Results as Reported by the Laboratory
- Appendix C - Region II Data Validation Forms
- Appendix D - Support Documentation

Appendix A

Qualified Analytical Results

Value Qualifier Key (Val Qual)

J – The result is an estimated quantity. The associated numerical value is the approximate concentration of the analyte in the sample.

UJ – The result is an estimated non-detected quantity. The associated numerical value is the approximate concentration of the analyte in the sample.

U - Value is a non-detect as reported by the laboratory.

UR – Non-detected result is considered rejected, (UR), as a result of technical non-compliances.

DATA QUALIFICATION CODE (QUAL CODE)

Qualifier Codes:

- A = Lab Blank Contamination
- B = Field Blank Contamination
- C = Calibration Noncompliance (i.e., % RSDs, %Ds, ICVs, CCVs, RRFs, etc.)
- C01 = GC/MS Tuning Noncompliance
- D = MS/MSD Recovery Noncompliance
- E = LCS/LCSD Recovery Noncompliance
- F = Lab Duplicate Imprecision
- G = Field Duplicate Imprecision
- H = Holding Time Exceedance
- I = ICP Serial Dilution Noncompliance
- J = ICP PDS Recovery Noncompliance; MSA's $r < 0.995$
- K = ICP Interference - includes ICS % R Noncompliance
- L = Instrument Calibration Range Exceedance
- M = Sample Preservation Noncompliance
- N = Internal Standard Noncompliance
- N01 = Internal Standard Recovery Noncompliance Dioxins
- N02 = Recovery Standard Noncompliance Dioxins
- N03 = Clean-up Standard Noncompliance Dioxins
- O = Poor Instrument Performance (i.e., base-time drifting)
- P = Uncertainty near detection limit ($< 2 \times$ IDL for inorganics and $<$ CRQL for organics)
- Q = Other problems (can encompass a number of issues; i.e. chromatography, interferences, etc.)
- R = Surrogates Recovery Noncompliance
- S = Pesticide/PCB Resolution
- T = % Breakdown Noncompliance for DDT and Endrin
- U = RPD between columns/detectors $>40\%$ for positive results determined via GC/HPLC
- V = Non-linear calibrations; correlation coefficient $r < 0.995$
- W = EMPC result
- X = Signal to noise response drop
- Y = Percent solids $<30\%$
- Z = Uncertainty at 2 sigma deviation is less than sample activity
- Z1 = Tentatively Identified Compound considered presumptively present
- Z2 = Tentatively Identified Compound column bleed

PROJ_NO: 00622 SDG: C4911 FRACTION: OV MEDIA: SOIL	NSAMPLE	BP-TB-120611			BP-TT101D1-120811			BP-TT101D1-120811DL			BP-TT101D-120711		
	LAB_ID	C4911-01			C4911-04			C4911-04DL			C4911-03		
	SAMP_DATE	12/6/2011			12/8/2011			12/8/2011			12/7/2011		
	QC_TYPE	NM			NM			NM			NM		
	UNITS	UG/L			UG/L			UG/L			UG/L		
	PCT_SOLIDS	0.0			0.0			0.0			0.0		
	DUP_OF												
PARAMETER	RESULT	VQL	QLCD	RESULT	VQL	QLCD	RESULT	VQL	QLCD	RESULT	VQL	QLCD	
1,1,1-TRICHLOROETHANE	0.5	U		0.5	U					0.5	U		
1,1,2,2-TETRACHLOROETHANE	0.5	U		0.5	U					0.5	U		
1,1,2-TRICHLOROETHANE	0.5	U		0.5	U					0.5	U		
1,1,2-TRICHLOROTRIFLUOROETHANE	0.5	U		14						22			
1,1-DICHLOROETHANE	0.5	U		0.5	U					1.4			
1,1-DICHLOROETHENE	0.5	U		3						6			
1,2,4-TRICHLOROBENZENE	0.5	U		0.5	U					0.5	U		
1,2-DIBROMO-3-CHLOROPROPANE	0.5	U		0.5	U					0.5	U		
1,2-DIBROMOETHANE	0.5	U		0.5	U					0.5	U		
1,2-DICHLOROBENZENE	0.5	U		0.5	U					0.5	U		
1,2-DICHLOROETHANE	0.5	U		0.5	U					0.5	U		
1,2-DICHLOROPROPANE	0.5	U		0.5	U					0.5	U		
1,3-DICHLOROBENZENE	0.5	U		0.5	U					0.5	U		
1,4-DICHLOROBENZENE	0.5	U		0.5	U					0.5	U		
2-BUTANONE	2.5	U		2.5	U					2.5	U		
2-HEXANONE	2.5	U		2.5	U					2.5	U		
4-METHYL-2-PENTANONE	2.5	U		2.5	U					2.5	U		
ACETONE	28			2.5	UJ	C				2.5	UJ	C	
BENZENE	0.5	U		0.5	U					0.5	U		
BROMODICHLOROMETHANE	0.5	U		0.5	U					0.5	U		
BROMOFORM	0.5	U		0.5	U					0.5	U		
BROMOMETHANE	0.5	U		0.5	U					0.5	U		
CARBON DISULFIDE	0.5	U		0.5	U					0.5	U		
CARBON TETRACHLORIDE	0.5	U		0.5	U					0.5	U		
CHLOROBENZENE	0.5	U		0.5	U					0.5	U		
CHLORODIBROMOMETHANE	0.5	U		0.5	U					0.5	U		
CHLOROETHANE	0.5	U		0.5	U					0.5	U		
CHLOROFORM	0.5	U		1.1						0.69	J	P	
CHLOROMETHANE	0.5	U		0.5	U					0.5	U		
CIS-1,2-DICHLOROETHENE	0.5	U		2						4			
CIS-1,3-DICHLOROPROPENE	0.5	U		0.5	U					0.5	U		
CYCLOHEXANE	0.5	U		0.5	U					0.5	U		
DICHLORODIFLUOROMETHANE	0.5	U		2.2						2.4			
ETHYLBENZENE	0.5	U		0.5	U					0.5	U		
ISOPROPYLBENZENE	0.5	U		0.5	U					0.5	U		

PROJ_NO: 00622 SDG: C4911 FRACTION: OV MEDIA: SOIL	NSAMPLE	BP-TT101D2-120611			BP-TT101D2-120611DL			OU2-FRAC1-120811			OU2-FRAC1-120811DL		
	LAB_ID	C4911-02			C4911-02DL			C4911-06			C4911-06DL		
	SAMP_DATE	12/6/2011			12/6/2011			12/8/2011			12/8/2011		
	QC_TYPE	NM			NM			NM			NM		
	UNITS	UG/L			UG/L			UG/L			UG/L		
	PCT_SOLIDS	0.0			0.0			0.0			0.0		
	DUP_OF												
PARAMETER	RESULT	VQL	QLCD	RESULT	VQL	QLCD	RESULT	VQL	QLCD	RESULT	VQL	QLCD	
1,1,1-TRICHLOROETHANE	0.5	U					0.5	U					
1,1,2,2-TETRACHLOROETHANE	0.5	U					0.5	U					
1,1,2-TRICHLOROETHANE	0.5	U					0.5	U					
1,1,2-TRICHLOROTRIFLUOROETHANE	18						10						
1,1-DICHLOROETHANE	0.52	J	P				0.5	U					
1,1-DICHLOROETHENE	2.6						2.5						
1,2,4-TRICHLOROBENZENE	0.5	U					0.5	U					
1,2-DIBROMO-3-CHLOROPROPANE	0.5	U					0.5	U					
1,2-DIBROMOETHANE	0.5	U					0.5	U					
1,2-DICHLOROBENZENE	0.5	U					0.5	U					
1,2-DICHLOROETHANE	0.5	U					0.5	U					
1,2-DICHLOROPROPANE	0.5	U					0.5	U					
1,3-DICHLOROBENZENE	0.5	U					0.5	U					
1,4-DICHLOROBENZENE	0.5	U					0.5	U					
2-BUTANONE	2.5	U					2.5	U					
2-HEXANONE	2.5	U					2.5	U					
4-METHYL-2-PENTANONE	2.5	U					2.5	U					
ACETONE	2.5	UJ	C				2.5	U					
BENZENE	0.5	U					0.5	U					
BROMODICHLOROMETHANE	0.5	U					0.5	U					
BROMOFORM	0.5	U					0.5	U					
BROMOMETHANE	0.5	U					0.5	U					
CARBON DISULFIDE	0.5	U					0.5	U					
CARBON TETRACHLORIDE	0.5	U					0.5	U					
CHLOROBENZENE	0.5	U					0.5	U					
CHLORODIBROMOMETHANE	0.5	U					0.5	U					
CHLOROETHANE	0.5	U					0.5	U					
CHLOROFORM	0.76	J	P				0.5	U					
CHLOROMETHANE	0.5	U					0.5	U					
CIS-1,2-DICHLOROETHENE	1.9						0.5	U					
CIS-1,3-DICHLOROPROPENE	0.5	U					0.5	U					
CYCLOHEXANE	0.5	U					0.5	U					
DICHLORODIFLUOROMETHANE	0.5	U					0.5	U					
ETHYLBENZENE	0.5	U					0.5	U					
ISOPROPYLBENZENE	0.5	U					0.5	U					

PROJ_NO: 00622 SDG: C4911 FRACTION: OV MEDIA: SOIL	NSAMPLE	OU2-FRAC3-120811		
	LAB_ID	C4911-05		
	SAMP_DATE	12/8/2011		
	QC_TYPE	NM		
	UNITS	UG/L		
	PCT_SOLIDS	0.0		
	DUP_OF			
PARAMETER	RESULT	VQL	QLCD	
1,1,1-TRICHLOROETHANE	0.5	U		
1,1,1,2,2-TETRACHLOROETHANE	0.5	U		
1,1,2-TRICHLOROETHANE	0.5	U		
1,1,2-TRICHLOROTRIFLUOROETHANE	0.5	U		
1,1-DICHLOROETHANE	0.5	U		
1,1-DICHLOROETHENE	0.5	U		
1,2,4-TRICHLOROBENZENE	0.5	U		
1,2-DIBROMO-3-CHLOROPROPANE	0.5	U		
1,2-DIBROMOETHANE	0.5	U		
1,2-DICHLOROBENZENE	0.5	U		
1,2-DICHLOROETHANE	0.5	U		
1,2-DICHLOROPROPANE	0.5	U		
1,3-DICHLOROBENZENE	0.5	U		
1,4-DICHLOROBENZENE	0.5	U		
2-BUTANONE	2.5	U		
2-HEXANONE	2.5	U		
4-METHYL-2-PENTANONE	2.5	U		
ACETONE	2.5	U		
BENZENE	0.5	U		
BROMODICHLOROMETHANE	0.5	U		
BROMOFORM	0.5	U		
BROMOMETHANE	0.5	U		
CARBON DISULFIDE	0.5	U		
CARBON TETRACHLORIDE	0.5	U		
CHLOROBENZENE	0.5	U		
CHLORODIBROMOMETHANE	0.5	U		
CHLOROETHANE	0.5	U		
CHLOROFORM	0.5	U		
CHLOROMETHANE	0.5	U		
CIS-1,2-DICHLOROETHENE	0.5	U		
CIS-1,3-DICHLOROPROPENE	0.5	U		
CYCLOHEXANE	0.5	U		
DICHLORODIFLUOROMETHANE	0.5	U		
ETHYLBENZENE	0.5	U		
ISOPROPYLBENZENE	0.5	U		


PROJ_NO: 00622 SDG: C4911 FRACTION: OV MEDIA: SOIL	NSAMPLE	BP-TB-120611			BP-TT101D1-120811			BP-TT101D1-120811DL			BP-TT101D-120711		
	LAB_ID	C4911-01			C4911-04			C4911-04DL			C4911-03		
	SAMP_DATE	12/6/2011			12/8/2011			12/8/2011			12/7/2011		
	QC_TYPE	NM			NM			NM			NM		
	UNITS	UG/L			UG/L			UG/L			UG/L		
	PCT_SOLIDS	0.0			0.0			0.0			0.0		
	DUP_OF												
PARAMETER	RESULT	VQL	QLCD	RESULT	VQL	QLCD	RESULT	VQL	QLCD	RESULT	VQL	QLCD	
M+P-XYLENES	1	U		1	U					1	U		
METHYL ACETATE	0.5	U		0.5	U					0.5	U		
METHYL CYCLOHEXANE	0.5	U		0.5	U					0.5	U		
METHYL TERT-BUTYL ETHER	0.5	U		0.5	U					0.5	U		
METHYLENE CHLORIDE	0.5	U		0.5	U					0.5	U		
O-XYLENE	0.5	U		0.5	U					0.5	U		
STYRENE	0.5	U		0.5	U					0.5	U		
TETRACHLOROETHENE	0.5	U		0.5	U					1.7			
TOLUENE	0.5	U		0.5	U					0.5	U		
TRANS-1,2-DICHLOROETHENE	0.5	U		0.5	U					0.5	U		
TRANS-1,3-DICHLOROPROPENE	0.5	U		0.5	U					0.5	U		
TRICHLOROETHENE	0.5	U					150			130			
TRICHLOROFLUOROMETHANE	0.5	U		0.5	U					0.5	U		
VINYL CHLORIDE	0.5	U		0.5	U					0.5	U		

PROJ_NO: 00622 SDG: C4911 FRACTION: OV MEDIA: SOIL	NSAMPLE	BP-TT101D2-120611			BP-TT101D2-120611DL			OU2-FRAC1-120811			OU2-FRAC1-120811DL		
	LAB_ID	C4911-02			C4911-02DL			C4911-06			C4911-06DL		
	SAMP_DATE	12/6/2011			12/6/2011			12/8/2011			12/8/2011		
	QC_TYPE	NM			NM			NM			NM		
	UNITS	UG/L			UG/L			UG/L			UG/L		
	PCT_SOLIDS	0.0			0.0			0.0			0.0		
	DUP_OF												
PARAMETER	RESULT	VQL	QLCD	RESULT	VQL	QLCD	RESULT	VQL	QLCD	RESULT	VQL	QLCD	
M+P-XYLENES	1	U					1	U					
METHYL ACETATE	0.5	U					0.5	U					
METHYL CYCLOHEXANE	0.5	U					0.5	U					
METHYL TERT-BUTYL ETHER	0.5	U					0.5	U					
METHYLENE CHLORIDE	0.5	U					0.5	U					
O-XYLENE	0.5	U					0.5	U					
STYRENE	0.5	U					0.5	U					
TETRACHLOROETHENE	0.5	U					0.5	U					
TOLUENE	0.5	U					0.5	U					
TRANS-1,2-DICHLOROETHENE	0.5	U					0.5	U					
TRANS-1,3-DICHLOROPROPENE	0.5	U					0.5	U					
TRICHLOROETHENE				360						51			
TRICHLOROFLUOROMETHANE	0.5	U					0.5	U					
VINYL CHLORIDE	0.5	U					0.5	U					

PROJ_NO: 00622	NSAMPLE	OU2-FRAC3-120811		
SDG: C4911	LAB_ID	C4911-05		
FRACTION: OV	SAMP_DATE	12/8/2011		
MEDIA: SOIL	QC_TYPE	NM		
	UNITS	UG/L		
	PCT_SOLIDS	0.0		
	DUP_OF			
PARAMETER	RESULT	VQL	QLCD	
M+P-XYLENES	1	U		
METHYL ACETATE	0.5	U		
METHYL CYCLOHEXANE	0.6	J	P	
METHYL TERT-BUTYL ETHER	0.5	U		
METHYLENE CHLORIDE	0.5	U		
O-XYLENE	0.5	U		
STYRENE	0.5	U		
TETRACHLOROETHENE	0.5	U		
TOLUENE	0.5	U		
TRANS-1,2-DICHLOROETHENE	0.5	U		
TRANS-1,3-DICHLOROPROPENE	0.5	U		
TRICHLOROETHENE	70			
TRICHLOROFLUOROMETHANE	0.5	U		
VINYL CHLORIDE	0.5	U		

PROJ_NO: 00622 SDG: C4911 FRACTION: MISC MEDIA: SOIL	NSAMPLE	OU2-FRAC3-120811		
	LAB_ID	C4911-05		
	SAMP_DATE	12/8/2011		
	QC_TYPE	NM		
	UNITS	S.U.		
	PCT_SOLIDS	0.0		
	DUP_OF			
PARAMETER	RESULT	VQL	QLCD	
PH	5.87			

Section 9
Survey



MONUMENT 15E 14N
 NORTHING=214296.00
 EASTING=1125124.59

SECTION 51
 BLOCK 464
 LOT 34E

POINT OF BEGINNING
 NORTHING=203549.52
 EASTING=1125439.25

EASEMENT
 480 S.F. OR
 0.011 ACRES

EMERSON AVENUE

N0° 33' 34"E 8.00'

S1° 40' 38"E 10751.08'

TT-101D2

TT-101D

S89° 26' 26"E 60.00'

S0° 33' 34"W 8.00'

N89° 26' 26"W 60.00'

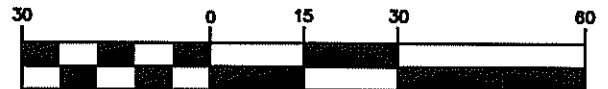
TT-101D1

WADSWORTH AVE

CURBLINE

SIDEWALK

GRAPHIC SCALE



(IN FEET)

1 inch = 30 ft.

The Survey was performed without the benefit of a Title Report and may not show all easements or encumbrances recorded or unrecorded.

No responsibility or liability is assumed by the surveyor for location of utilities and easements, if any, shown below the surfaces of lands or not visible on the surface of the lands shown hereon.



BANC 3, INC., P.C.
 Consulting Engineers

300 ALEXANDER PARK, SUITE 350
 PRINCETON, NEW JERSEY 08540
 PHONE:(609) 759-1900 ~ FAX:(609) 919-9022


NWIRP BETHPAGE

8' X 60' WELL EASEMENT

N/F COUNTY OF NASSAU

BETHPAGE TOWN OF HEMPSTEAD

NASSAU COUNTY, NEW YORK



Thomas F. Miller

NEW YORK PROFESSIONAL LAND SURVEYOR LICENSE No. 050484

PROJECT MANAGER: TM	DRAWN: SDS	CHECKED: TM
DATE: 06/15/12	SCALE: 1" = 30'	PROJECT NO.: 2000215-04

BETHPAGE, NY APRIL 19, 2012

OFF SITE WELL LOCATIONS

PT #	GRID NORTHING (US FT)	GRID EASTING (US FT)	ELEV (US FT)	CODE / DESCRIPTION
15E14N	214296.002	1125124.594	122.84	GPS MON
1	214063.933	1123668.505	123.38	CIP / CONTROL POINT
LOCATION 7				
1666	203545.488	1125462.038	67.67	TT-101D
1663	203545.926	1125461.717	68.47	GROUND
1665	203545.086	1125484.110	67.70	TT-101D1
1664	203545.370	1125483.931	68.38	GROUND
1667	203545.377	1125454.308	67.67	TT-101D2
1662	203545.971	1125454.235	68.53	GROUND