

Summary Packet
Vertical Profile Boring 132

NWIRP Bethpage
Bethpage, New York



Naval Facilities Engineering Command
Mid-Atlantic

Contract No. N62470-08-D-1001
Contract Task Order WE62

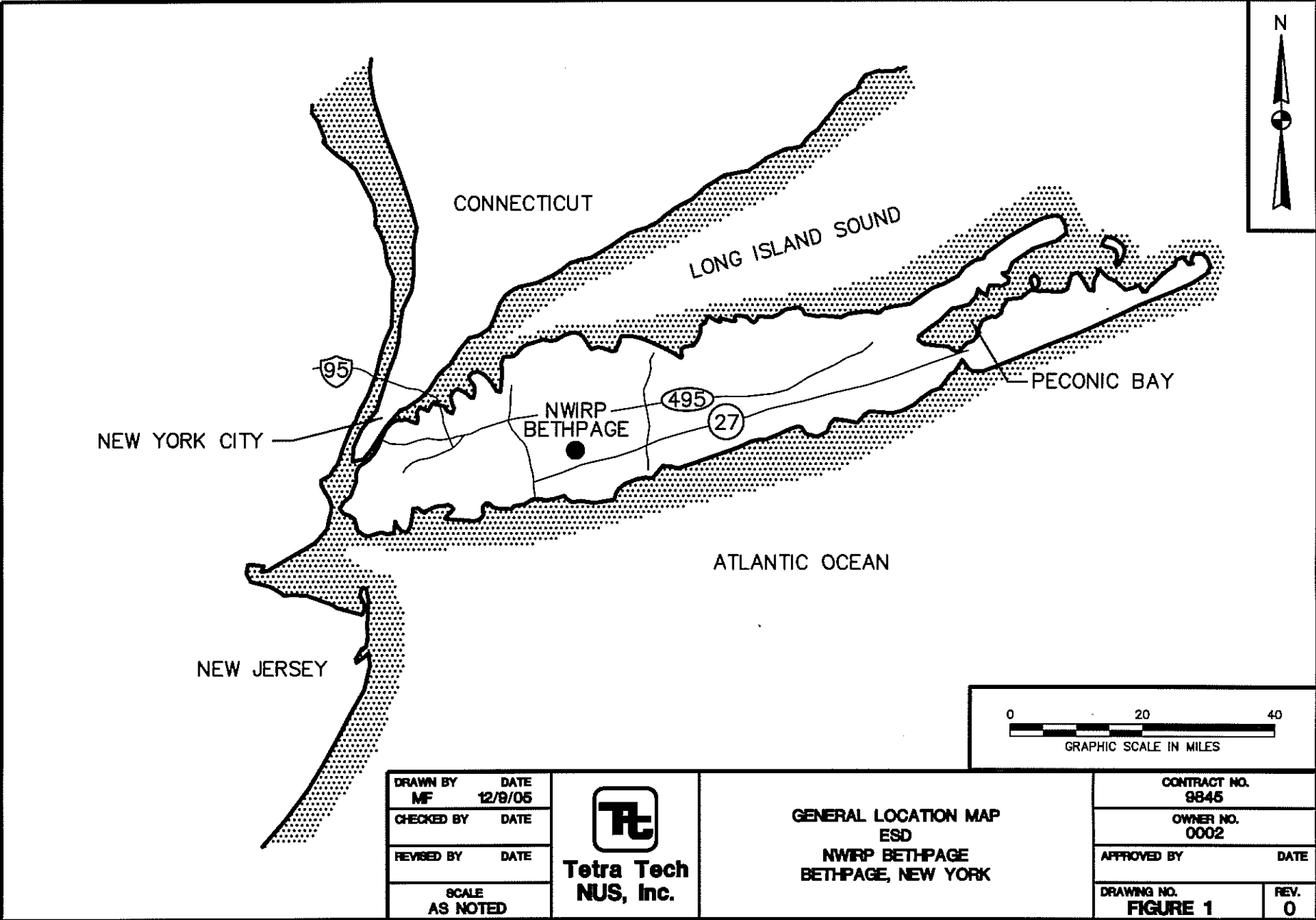
July 2012

TABLE OF CONTENTS

SECTION	PAGE
1	Figures..... 1
	- Figure 1 – General Location Map
	- Figure 2 – Cross Section Location Map I-I'
	- Figure 3 – Cross Section I-I'
2	VPB 132 Boring/Gamma Log Sheets..... 5
3	VPB 132 Groundwater Sample Log Sheets 49
4	VPB 132 Analytical Data Sheets..... 96
	- Chemtech
	- AirToxics
5	VPB 132 Chain of Custody Records..... 236
6	VPB 132 Validation Letter and Table 245
7	VPB 132 Detected Compounds Table 323
8	BPOW 5-1, 5-2, 5-3..... 325
	- BPOW 5-1, 5-2, 5-3 Boring Log
	- BPOW 5-1, 5-2, 5-3 Well Construction Log Sheets
	- BPOW 5-1, 5-2, 5-3 Well Development Log Sheets
	- BPOW 5-1, 5-2, 5-3 GW Sample Log Sheets
	- BPOW 5-1, 5-2, 5-3 Chain of Custody Record
	- BPOW 5-1, 5-2, 5-3 Analytical Data Sheets
	- BPOW 5-1, 5-2, 5-3 Validation Letter and Table
9	Survey..... 377

Section 1

Figures

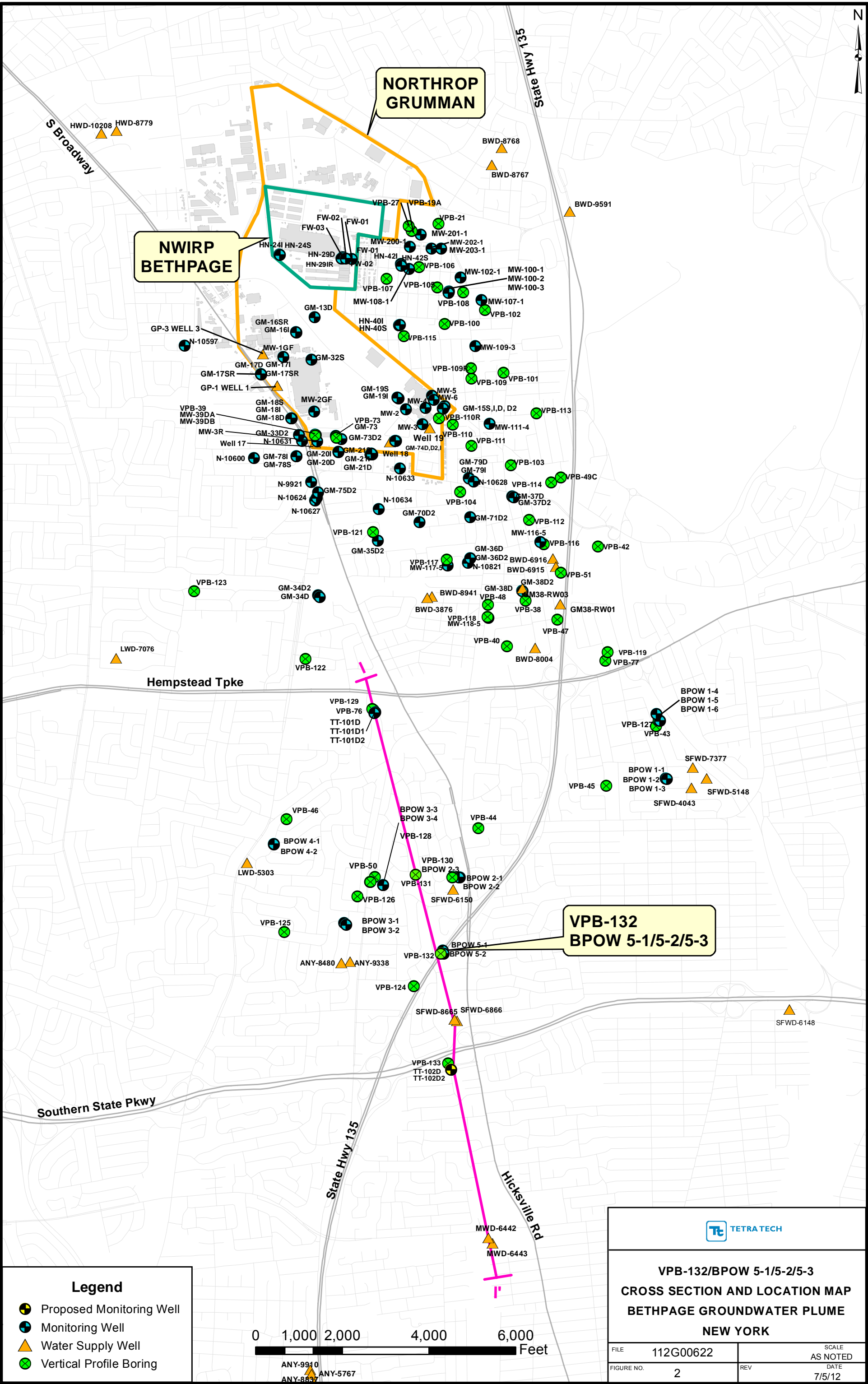


DRAWN BY	DATE
MF	12/8/05
CHECKED BY	DATE
REVISD BY	DATE
SCALE AS NOTED	



**GENERAL LOCATION MAP
ESD
NWIRP BETHPAGE
BETHPAGE, NEW YORK**

CONTRACT NO. 9845	
OWNER NO. 0002	
APPROVED BY	DATE
DRAWING NO. FIGURE 1	REV. 0




**NWIRP
BETHPAGE**

**NORTHROP
GRUMMAN**

**VPB-132
BPOW 5-1/5-2/5-3**

Legend

- Proposed Monitoring Well
- Monitoring Well
- Water Supply Well
- Vertical Profile Boring



TETRATECH

**VPB-132/BPOW 5-1/5-2/5-3
CROSS SECTION AND LOCATION MAP
BETHPAGE GROUNDWATER PLUME
NEW YORK**

FILE	112G00622	SCALE	AS NOTED
FIGURE NO.	2	REV	DATE
			7/5/12

Section 2
VPB 132 Boring/Gamma Logs



BORING LOG

PROJECT NAME: BETHPAGE OU-2 OFFSITE GW
 PROJECT NUMBER: 112G00622-PHASE II
 DRILLING COMPANY: DELTA WELL & PUMP
 DRILLING RIG: MUD ROTARY

BORING No.: VPB-132
 DATE: 1/24/12
 GEOLOGIST: Conti
 DRILLER: C. Twigg

Sample No. and Type or ROD	Depth (Ft.) or Run No.	Blows / 6" or ROD (%)	Sample Recovery / Sample Length	Lithology Change (Depth/Ft.) or Screened Interval	MATERIAL DESCRIPTION			U S C S	Remarks	PID/FID Reading (ppm)				
					Soil Density/ Consistency or Rock Hardness	Color	Material Classification			Sample	Sampler BZ	Borehole*	Driller BZ**	
	50				DENSE	BRN	SAND (F/M) TR GRAVEL	SP SM	WIET					0
	60						SAME		TOOK					
S-1 e 1015	61								[BP-VPB132-] [GW-061]					
	70						SAME							0
	80						SAME							0
	90						SAME							
	100													

* When rock coring, enter rock brokenness.

** Include monitor reading in 6 foot intervals @ borehole. Increase reading frequency if elevated response read.

Remarks: _____

Drilling Area
 Background (ppm):

Converted to Well: Yes _____

No

Well I.D. #: VPB-132



BORING LOG

PROJECT NAME: BETHPAGE OU-2 OFFSITE GW
 PROJECT NUMBER: 112G00622-PHASE II
 DRILLING COMPANY: DELTA WELL & PUMP
 DRILLING RIG: MUD ROTARY

BORING No.: VPB-132
 DATE: 11/24/12
 GEOLOGIST: Conti
 DRILLER: C. Twigg

Sample No. and Type or RQD	Depth (Ft) or Run No.	Blows / 6" or RQD (%)	Sample Recovery / Sample Length	Lithology Change (Depth/Ft) or Screened Interval	MATERIAL DESCRIPTION			U S C S *	Remarks	PID/FID Reading (ppm)									
					Soil Density/ Consistency or Rock Hardness	Color	Material Classification			Sample	Sampler BZ	Borehole**	Driller BZ**						
	100																		
					DENSE	BRN	SAND (F/M) TR F GRAVEL	SP	WET										0
	110						SAME												
S-2	120						SAME		TOOK										
e 1330	121								[BP-VPB132- GW-121]										0
	130						SAME - MORE GRAVEL		BASED ON DRILL CUTTINGS										
	140						SAME												0
	150																		

* When rock coring, enter rock brokenness.

** Include monitor reading in 6 foot intervals @ borehole. Increase reading frequency if elevated response read.

Remarks: _____

Drilling Area Background (ppm):

Converted to Well: Yes _____ No Well I.D. #: VPB-132



BORING LOG

PROJECT NAME: BETHPAGE OU-2 OFFSITE GW
 PROJECT NUMBER: 112G00622-PHASE II
 DRILLING COMPANY: DELTA WELL & PUMP
 DRILLING RIG: MUD ROTARY

BORING No.: VPB-132
 DATE: 1/25/12
 GEOLOGIST: Conti
 DRILLER: C. Twigg

Sample No. and Type or RQD	Depth (Ft.) or Run No.	Blows / 6" or RQD (%)	Sample Recovery / Sample Length	Lithology Change (Depth/Ft.) or Screened Interval	MATERIAL DESCRIPTION			U S C S *	Remarks	PID/FID Reading (ppm)			
					Soil Density/ Consistency or Rock Hardness	Color	Material Classification			Sample	Sampler BZ	Borehole**	Driller BZ**
	200				DENSE	FRN	SAND F/M -TR F GRAVEL	SM SP	WET				0
	210						SAME						
S4	220								TOOK				
1350	221						SAME		[BP-VPB132-] GW-221				0
	230						SAME						
S5	240								TOOK				
1600	241						SAME - TR CLAY		[BP-VPB132-] GW-241				0
	250								CLAY ON SCREEN OF HP- DARK GRAY				

* When rock coring, enter rock brokenness.

** Include monitor reading in 6 foot intervals @ borehole. Increase reading frequency if elevated response read.

Remarks: _____

Drilling Area
 Background (ppm):

Converted to Well: Yes _____ No Well I.D. #: VPB-132



BORING LOG

PROJECT NAME: BETHPAGE OU-2 OFFSITE GW
 PROJECT NUMBER: 112G00622-PHASE II
 DRILLING COMPANY: DELTA WELL & PUMP
 DRILLING RIG: MUD ROTARY

BORING No.: VPB-132
 DATE: 1/27/12 - 1/30/12
 GEOLOGIST: Conti
 DRILLER: C. Twigg

Sample No. and Type or RQD	Depth (Ft.) or Run No.	Blows / 6" or RQD (%)	Sample Recovery / Sample Length	Lithology Change (Depth/Ft.) or Screened Interval	MATERIAL DESCRIPTION			U S C S *	Remarks	PID/FID Reading (ppm)								
					Soil Density/ Consistency or Rock Hardness	Color	Material Classification			Sample	Sampler BZ	Borehole**	Driller BZ*					
58	300																	
1/30	301				DENSE	GRAY	SAND (F/M)	SM SP	WET TOOK									0
	310																	
	320																	
59	321								TOOK									0
1500	330																	
	340																	
1/31	341								TOOK									0
1050	350																	

* When rock coring, enter rock brokenness.

** Include monitor reading in 6 foot intervals @ borehole. Increase reading frequency if elevated response read.

Remarks: _____

Drilling Area Background (ppm):

Converted to Well: Yes _____ No Well I.D. #: VPB-132



BORING LOG

PROJECT NAME: BETHPAGE OU-2 OFFSITE GW
 PROJECT NUMBER: 112G00622-PHASE II
 DRILLING COMPANY: DELTA WELL & PUMP
 DRILLING RIG: MUD ROTARY

BORING No.: VPB-132
 DATE: 2/1/12
 GEOLOGIST: Conti
 DRILLER: C. Twigg

Sample No. and Type or RQD	Depth (Ft.) or Run No.	Blows / 6" or RQD (%)	Sample Recovery / Sample Length	Lithology Change (Depth/Ft.) or Screened Interval	MATERIAL DESCRIPTION			U S C S	Remarks	PID/FID Reading (ppm)				
					Soil Density/ Consistency or Rock Hardness	Color	Material Classification			Sample	Sampler BZ	Borehole**	Driller BZ**	
S13 e 100	400 401	/	/		DENSE	GRAY	SAND (F/M)	SM SP	WET TOOK					0
	410	/	/				SAME							
S14 e 1230	420 421	/	/				SAME		TOOK					0
	430	/	/				SAME							
S15 e 145	440 441	/	/				SAME		TOOK					0
	450	/	/											

* When rock coring, enter rock brokenness.

** Include monitor reading in 6 foot intervals @ borehole. Increase reading frequency if elevated response read.

Remarks: _____

Drilling Area
 Background (ppm): 0

Converted to Well: Yes _____ No

Well I.D. #: VPB-132



BORING LOG

PROJECT NAME: BETHPAGE OU-2 OFFSITE GW
 PROJECT NUMBER: 112G00622-PHASE II
 DRILLING COMPANY: DELTA WELL & PUMP
 DRILLING RIG: MUD ROTARY

BORING No.: VPB-132
 DATE: 2/1/12 → 2/2/12
 GEOLOGIST: Conti
 DRILLER: C. Twigg

Sample No. and Type or RQD	Depth (Ft.) or Run No.	Blows / 6" or RQD (%)	Sample Recovery / Sample Length	Lithology Change (Depth/Ft.) or Screened Interval	MATERIAL DESCRIPTION			U S C S *	Remarks	PID/FID Reading (ppm)				
					Soil Density/ Consistency or Rock Hardness	Color	Material Classification			Sample	Sampler BZ	Borehole**	Driller BZ**	
	450				DENSE	GRAY	SAND (F/M)	SM SP	WET					
	460						SAME		TOOK					
	461						TRACE CLAY		[BP-VPB132-] [GW-461]					
	470								MORE CLAY PER DRILLER 461 → 465					
	480						SAME		TOOK					
	481								[BP-VPB132-] [GW-481]					
	490						SAME							
	500													

2/1
2/2

*When rock coring, enter rock brokenness.

** Include monitor reading in 6 foot intervals @ borehole. Increase reading frequency if elevated response read.

Remarks: _____

Drilling Area Background (ppm):

Converted to Well: Yes _____ No Well I.D. #: VPB-132



BORING LOG

PROJECT NAME: BETHPAGE OU-2 OFFSITE GW
 PROJECT NUMBER: 112G00622-PHASE II
 DRILLING COMPANY: DELTA WELL & PUMP
 DRILLING RIG: MUD ROTARY

BORING No.: VPB-132
 DATE: 2/2/12
 GEOLOGIST: Conti
 DRILLER: C. Twigg

Sample No. and Type or RQD	Depth (Ft) or Run No.	Blows / 6" or RQD (%)	Sample Recovery / Sample Length	Lithology Change (Depth/FT) or Screened Interval	MATERIAL DESCRIPTION			U S C S *	Remarks	PID/FID Reading (ppm)							
					Soil Density/ Consistency or Rock Hardness	Color	Material Classification			Sample	Sampler BZ	Borehole**	Driller BZ**				
	500																
S18 2	501				DENSE	GRAY	SAND - (F/M)	SM	WET								0
1435	502		SS-1				SILTY F SAND (SM)	SP	TOOK [BP-VPB132- -GW-501]								
	510						SAME - TR CLAY -		PER DRILLER 510-520								
S19 C	520 521						SAME		TOOK [BP-VPB132- -GW-521]								0
	530																
2/3 2/6	520 540 541						SAME		TOOK [BP-VPB132- -GW-541]								0
	550																

* When rock coring, enter rock brokenness.

** Include monitor reading in 6 foot intervals @ borehole. Increase reading frequency if elevated response read.

Remarks: _____

Drilling Area Background (ppm):

Converted to Well: Yes _____ No Well I.D. #: VPB-132



BORING LOG

PROJECT NAME: BETHPAGE OU-2 OFFSITE GW
 PROJECT NUMBER: 112G00622-PHASE II
 DRILLING COMPANY: DELTA WELL & PUMP
 DRILLING RIG: MUD ROTARY

BORING No.: VPB-132
 DATE: 2/6/12 → 2/7/12
 GEOLOGIST: Conti
 DRILLER: C. Twigg

Sample No. and Type or RQD	Depth (Ft.) or Run No.	Blows / 6" or RQD (%)	Sample Recovery / Sample Length	Lithology Change (Depth/Ft.) or Screened Interval	MATERIAL DESCRIPTION			U S C S .	Remarks	PID/FID Reading (ppm)									
					Soil Density/ Consistency or Rock Hardness	Color	Material Classification			Sample	Sampler BZ	Borehole*	Driller BZ*						
	550				DENSE	GRAY	SAND F/M	SNY WET SP											
	560						SAME	TOOK											
	561						- TR SANDY CLAY ~ 3' FEET 561 → 564	[BP-VPB132-] GW-561]											
	570						MORE CLAY ~ 571												
2/6	580							TOOK											
2/7	581						SAME	[BP-VPB132-] GW-581]											
	590						SAME												

* When rock coring, enter rock brokenness.

** Include monitor reading in 6 foot intervals @ borehole. Increase reading frequency if elevated response read.

Remarks: _____

Drilling Area Background (ppm):

Converted to Well: Yes _____ No Well I.D. #: VPB-132



BORING LOG

PROJECT NAME: BETHPAGE OU-2 OFFSITE GW
 PROJECT NUMBER: 112G00622-PHASE II
 DRILLING COMPANY: DELTA WELL & PUMP
 DRILLING RIG: MUD ROTARY

BORING No.: VPB-132
 DATE: 2/13/12
 GEOLOGIST: Conti
 DRILLER: C. Twigg

Sample No. and Type or RQD	Depth (Ft) or Run No.	Blows / 6' or RQD (%)	Sample Recovery / Sample Length	Lithology Change (Depth/FT) or Screened Interval	MATERIAL DESCRIPTION			U S C S *	Remarks	PID/FID Reading (ppm)				
					Soil Density/ Consistency or Rock Hardness	Color	Material Classification			Sample	Sampler BZ	Borehole**	Driller BZ*	
	750				DENSE	GRAY	SAND-SOME GRAVEL	SM SP	WET HAD TO THICKEN MUD MIX 750-760 GRAVELLY					0
2/10	531 760						SAME.		TOOK					
2/13	1215 761								[EP-VPB132-] [GW-761]					
									1 VIAL					
	770						SAME - LESS GRAVEL							0
	532 780								TOOK					
	1450 781						SAME - LESS GRAVEL		[EP-VPB132-] [GW-781]					
	790						SAME.							0
	800													

* When rock coring, enter rock brokenness.

** Include monitor reading in 6 foot intervals @ borehole. Increase reading frequency if elevated response read.

Remarks: _____

Drilling Area
 Background (ppm): 0

Converted to Well: Yes _____ No Well I.D. #: VPB-132



BORING LOG

PROJECT NAME: BETHPAGE OU-2 OFFSITE GW
 PROJECT NUMBER: 112G00622-PHASE II
 DRILLING COMPANY: DELTA WELL & PUMP
 DRILLING RIG: MUD ROTARY

BORING No.: VPB-132
 DATE: 2/14/12
 GEOLOGIST: Conti
 DRILLER: C. Twigg

Sample No. and Type or RQD	Depth (Ft.) or Run No.	Blows / 6" or RQD (%)	Sample Recovery / Sample Length	Lithology Change (Depth/Ft.) or Screened Interval	MATERIAL DESCRIPTION			U S C S *	Remarks	PID/FID Reading (ppm)								
					Soil Density/ Consistency or Rock Hardness	Color	Material Classification			Sample	Sampler BZ	Borehole**	Driller BZ**					
533800																		
1018 801				X	DENSE	GRAY	SAND		WET									
534802					V DENSE	LT GRAY	SILTY F SAND (MOIST → WET)		TOOK BP-VPB132- GW-801 NO SAMPLE RECOVERED									
	810						SAME											
534820									TOOK									
1310 821							SAME		BP-VPB132- GW-821									
	830						SAME											
535840									TOOK									
2/14 2/15 1530 841									BP-VPB132- GW-841									
535842						DENSE	GRAY	SILTY F/M SAND										
0910								TR. F. GRAVEL →	SUBROUND									
	850																	

* When rock coring, enter rock brokenness.

** Include monitor reading in 6 foot intervals @ borehole. Increase reading frequency if elevated response read.

Remarks: _____

Drilling Area

Background (ppm):

Converted to Well: Yes _____ No ✓ Well I.D. #: VPB-132



BORING LOG

PROJECT NAME: **BETHPAGE OU-2 OFFSITE GW**
 PROJECT NUMBER: **112G00622-PHASE II**
 DRILLING COMPANY: **DELTA WELL & PUMP**
 DRILLING RIG: **MUD ROTARY**

BORING No.: **VPB-132**
 DATE: **2/15/12**
 GEOLOGIST: **Conti**
 DRILLER: **C. Twigg**

Sample No. and Type or RQD	Depth (Ft.) or Run No.	Blows / 6" or RQD (%)	Sample Recovery / Sample Length	Lithology Change (Depth/Ft.) or Screened Interval	MATERIAL DESCRIPTION			U S C S *	Remarks	PID/FID Reading (ppm)									
					Soil Density/ Consistency or Rock Hardness	Color	Material Classification			Sample	Sampler BZ	Borehole**	Driller BZ**						
	850																		
					DENSE		SILTY F/M SAND	SM	WET										0
							TR F GRAVEL	SP											
							TR CLAY												
	860																		
536	861																		
1215	862				DENSE	GRAY	CLAYEY SAND			[TOOK BP-VPB132-GW - 861]									
SS 6							(POOR REC)			V. TURBID									
										MICACEOUS									
	870																		0
	880				VERY STIFF TO M DENSE	GAY	TOP 6" SILTY CLAY			MOIST									
7	881		1/1				TR SAND LENS. TO BOT 6" CLAYEY SAND			NO HP HERE DUE TO CLAY CONTENT									
							(WET)												
	890																		
SS 8	891		1/1		M DENSE	GRAY	SILTY F/M SAND	SM	WET										
1000							TR LIGNITE AT TOP OF SAMPLE			MICACEOUS									0
										(TOC HERE)									
	900																		

* When rock coring, enter rock brokenness.

** Include monitor reading in 6 foot intervals @ borehole. Increase reading frequency if elevated response read.

Remarks: _____

Drilling Area Background (ppm):

Converted to Well: Yes No Well I.D. #: **VPB-132**



BORING LOG

PROJECT NAME: BETHPAGE OU-2 OFFSITE GW
 PROJECT NUMBER: 112G00622-PHASE II
 DRILLING COMPANY: DELTA WELL & PUMP
 DRILLING RIG: MUD ROTARY

BORING No.: VPB-132
 DATE: 2/16/12 → 2/21/12
 GEOLOGIST: Conti
 DRILLER: C. Twigg

Sample No. and Type or RQD	Depth (FL) or Run No.	Blows / 6" or RQD (%)	Sample Recovery / Sample Length	Lithology Change (Depth/FL) or Screened Interval	MATERIAL DESCRIPTION			U S C S	Remarks	PID/FID Reading (ppm)							
					Soil Density/ Consistency or Rock Hardness	Color	Material Classification			Sample	Sampler BZ	Borehole*	Driller BZ*				
SS9	900																
1200	901		1/1		DENSE	GRAY	SILTY F SAND TR MED SAND	SM - MICACEOUS WET									0
SS10	910																
1330	911		1/1		DENSE	GRAY	SILTY VF SAND TR CLAY CLAYEY SAND	SM MOIST PROBABLY WILL NOT PRODUCE H ₂ O FOR H. PUNCH									
SS11	920			~920	STIFF	GRAY	SANDY CLAY	SC MOIST									
1320	921		1/1				W. THIN LAMINATIONS W/ DARK MINERALS FIRST SAMPLE OF REALLY GOOD CLAY MATERIAL										0
2/16																	
2/26																	
SS12	930				STIFF	GRAY	SANDY CLAY										
1345	931		1/1				MICACEOUS W/SAND LENSES - LAMINATED LIGNITE PRESENT										
SS13	940				DENSE	GRAY	SILTY F/M SAND - (SP) TR C. SAND	WET SM									
2/21	0940		100%														
	537																
	950																

* When rock coring, enter rock brokenness.

** Include monitor reading in 6 foot intervals @ borehole. Increase reading frequency if elevated response read.

Remarks: _____

Drilling Area
 Background (ppm):

Converted to Well: Yes _____ No Well I.D. #: VPB-132



BORING LOG

PROJECT NAME: BETHPAGE OU-2 OFFSITE GW
 PROJECT NUMBER: 112G00622-PHASE II
 DRILLING COMPANY: DELTA WELL & PUMP
 DRILLING RIG: MUD ROTARY

BORING No.: VPB-132
 DATE: 2/21/12 → 2/22/12
 GEOLOGIST: Conti
 DRILLER: C. Twigg

Sample No. and Type or RQD	Depth (Ft) or Run No.	Blows / 6" or RQD (%)	Sample Recovery / Sample Length	Lithology Change (Depth/Ft) or Screened Interval	MATERIAL DESCRIPTION			U S C S	Remarks	PID/FID Reading (ppm)			
					Soil Density/ Consistency or Rock Hardness	Color	Material Classification			Sample	Sampler BZ	Borehole*	Driller BZ*
SS14 C 1300	950 951		0.8/1		DENSE GRAY		SILTY F SAND - TR LIGNITE - TR CLAY	SM	WET MICACEOUS GOOD SAMPLE MOSTLY SAND BUT FINER THAN SS 13.				
SS15 C 1525	960 961		0.3/5	960 964	V DENSE GRAY		SILTY F. SAND - TR LIGNITE	SM	MOIST-MICACEOUS SOME PLS CEMENTED AND V HARD NOTICED THAT MICA APPEARED LARGER HERE AND MORE NOTICEABLE				
SS16 C 1140	970 971		7/8	970 974 976	V STIFF GRAY		SANDY CLAY - LAMINATED TR SILTY CLAY (CL)	SC	MOIST DID NOT NOTICE ANY LIGNITE				
SS17 C 0900	980 981		7/1	976 988	V. STIFF GRAY		SILTY CLAY V. THIN LAMINATIONS DRILLS LIKE CLAY TO 990 - TR RED BRN CLAY IN CUTTINGS. ~ 988	CL	MOIST DAMP (DRY) IN SHOE OF SPOON. GOOD REC. AND VERY GOOD PC. OF CLAY SAMPLE				
SS18 C 1130	990 991		4/5	988 990	V. STIFF RED GRAY		SILTY CLAY	CL	MOIST → DRY DRY BOTTOM OF SHOE.				
SS19 C 1000	1000		3/5	990 1000	V STIFF RED GRAY		SILTY CLAY	CL	MOIST → DRY				

* When rock coring, enter rock brokenness.

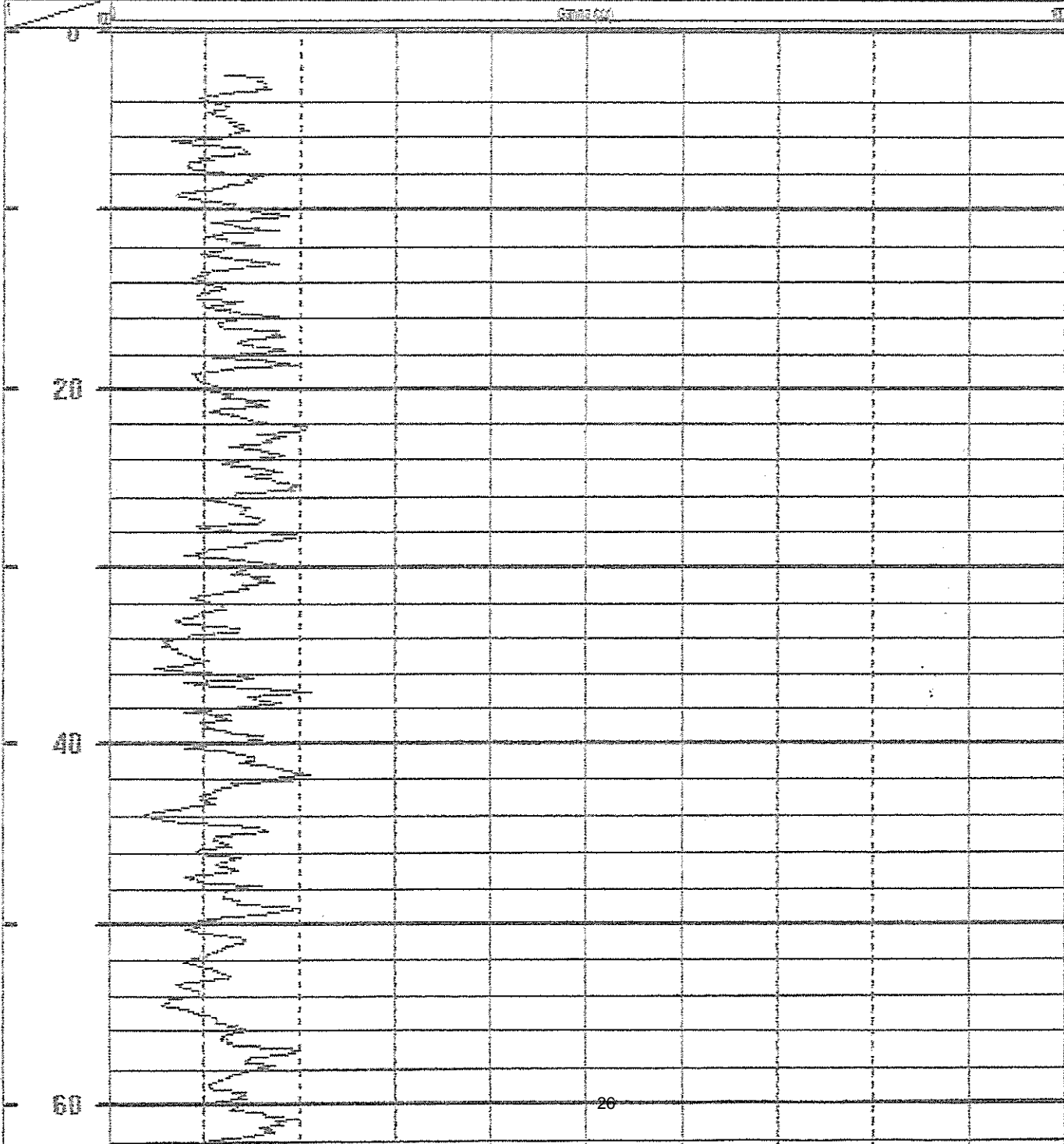
** Include monitor reading in 6 foot intervals @ borehole. Increase reading frequency if elevated response read.

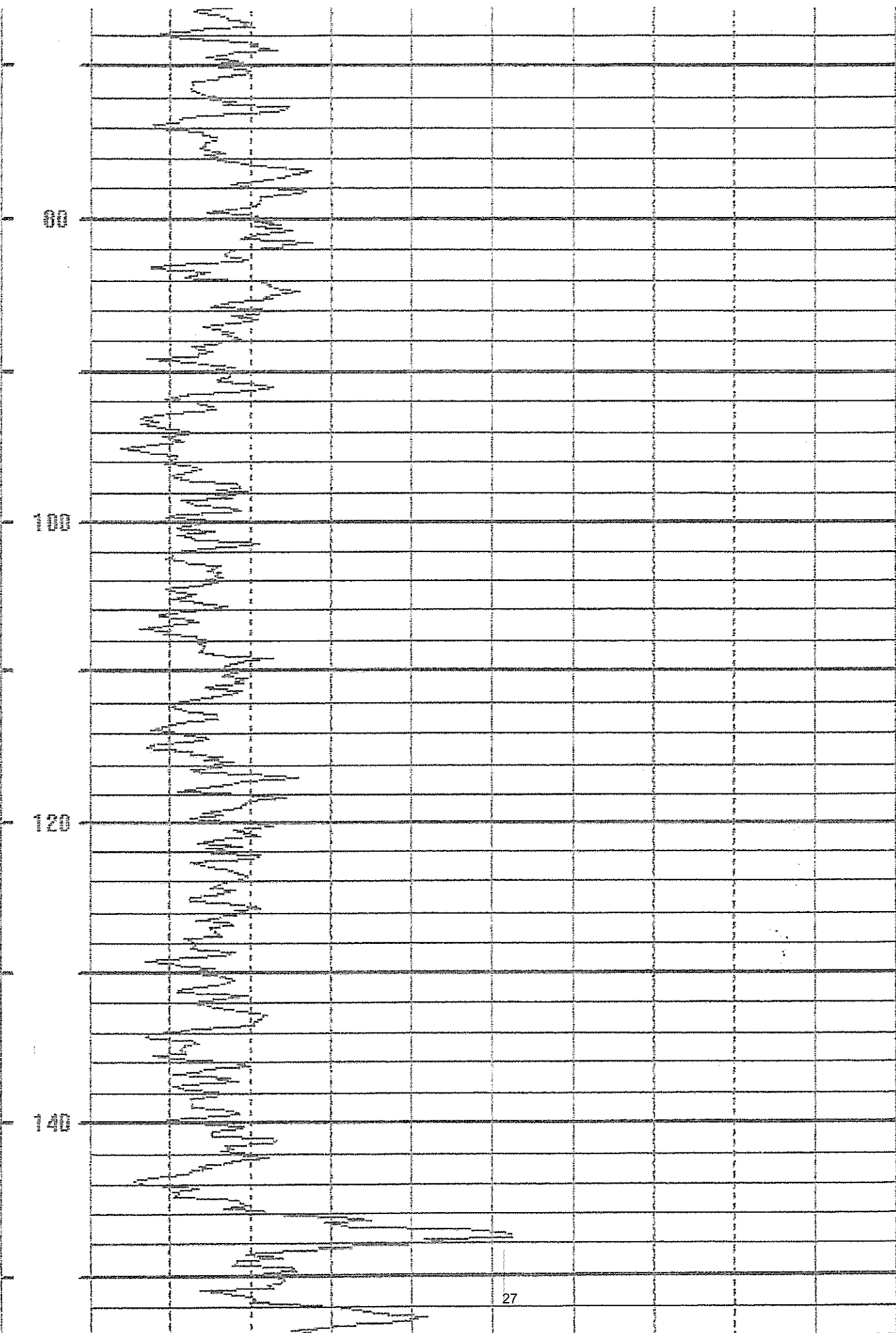
Remarks: ⊗ RARITAN POSSIBLE START @ 964 -
CHECK GAMMA LOG WHEN COMPLETE.
ALSO VSGS WILL LOG ON 2/22/12.

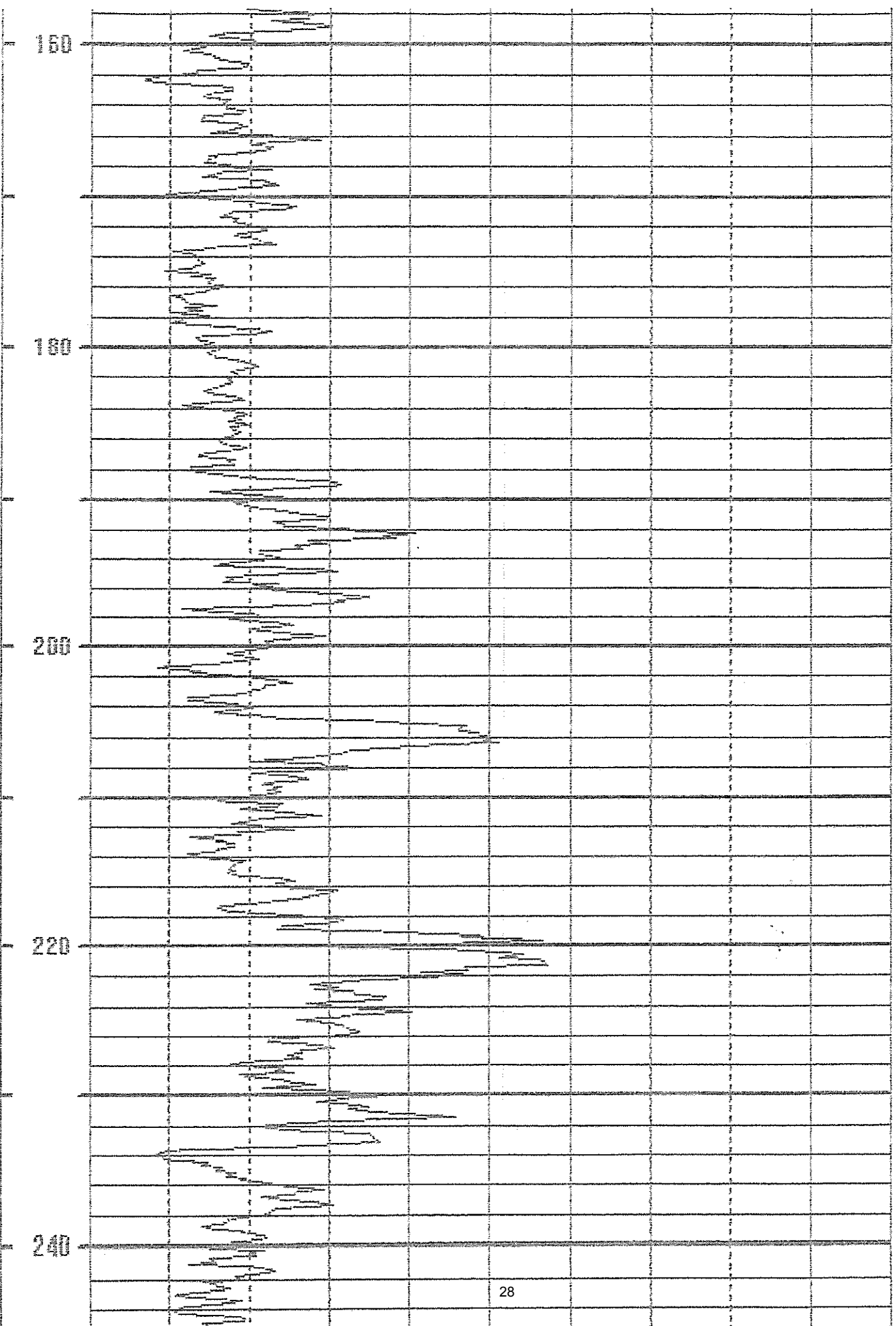
Drilling Area
 Background (ppm):

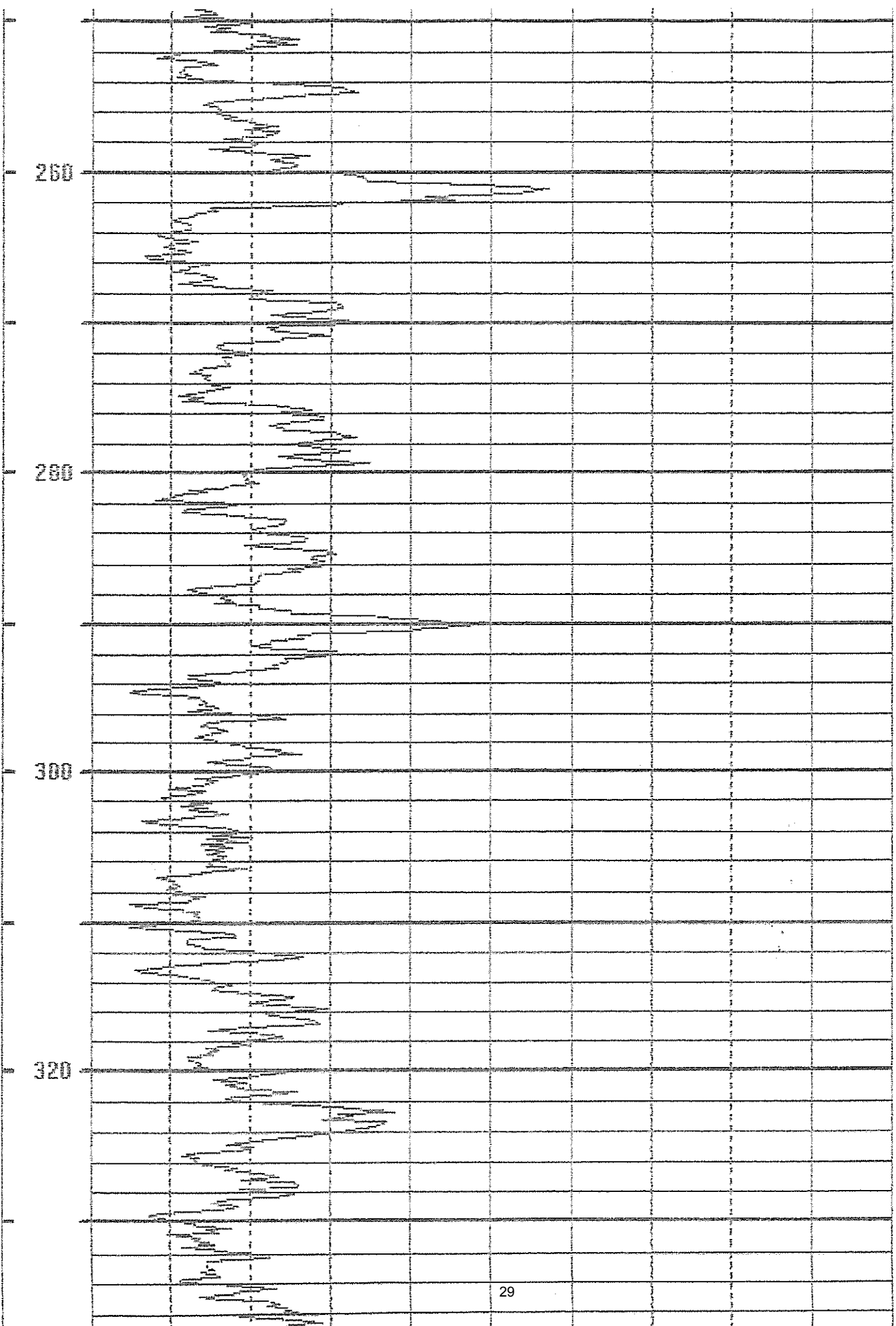
Converted to Well: Yes No Well I.D. #: VPB-132

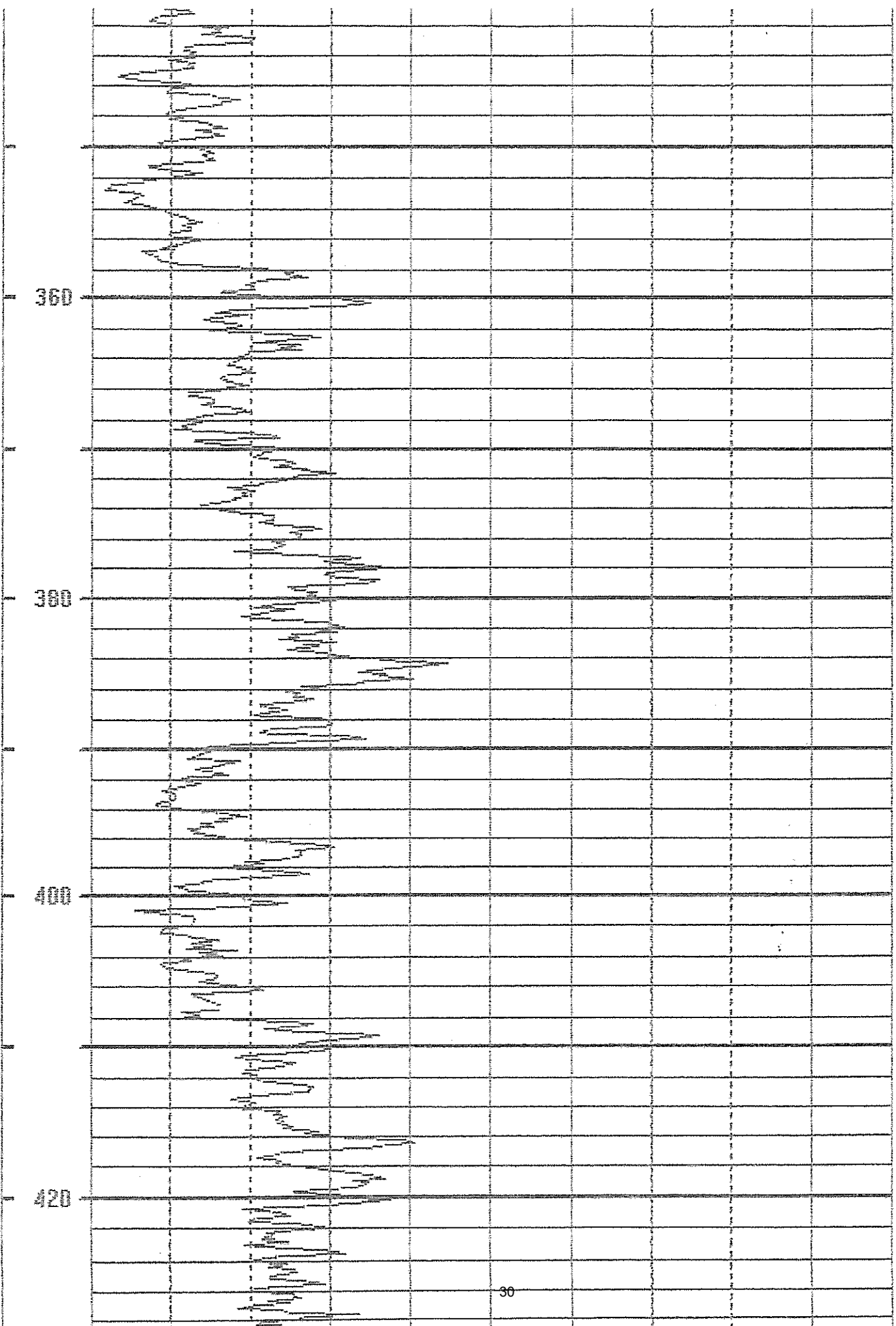
COMPANY: DELTA WELL & PUMP CO., INC.		Casing	
LOG: 717 NWFP KILDARE CRESCENT			
Well	VP-132	Depth Driller	
		Depth Logger	
Date	02/23/12	BH Fluid	VPB-132
		Logged by:	CMO
File Name	717	DOWN	Witness: STAN









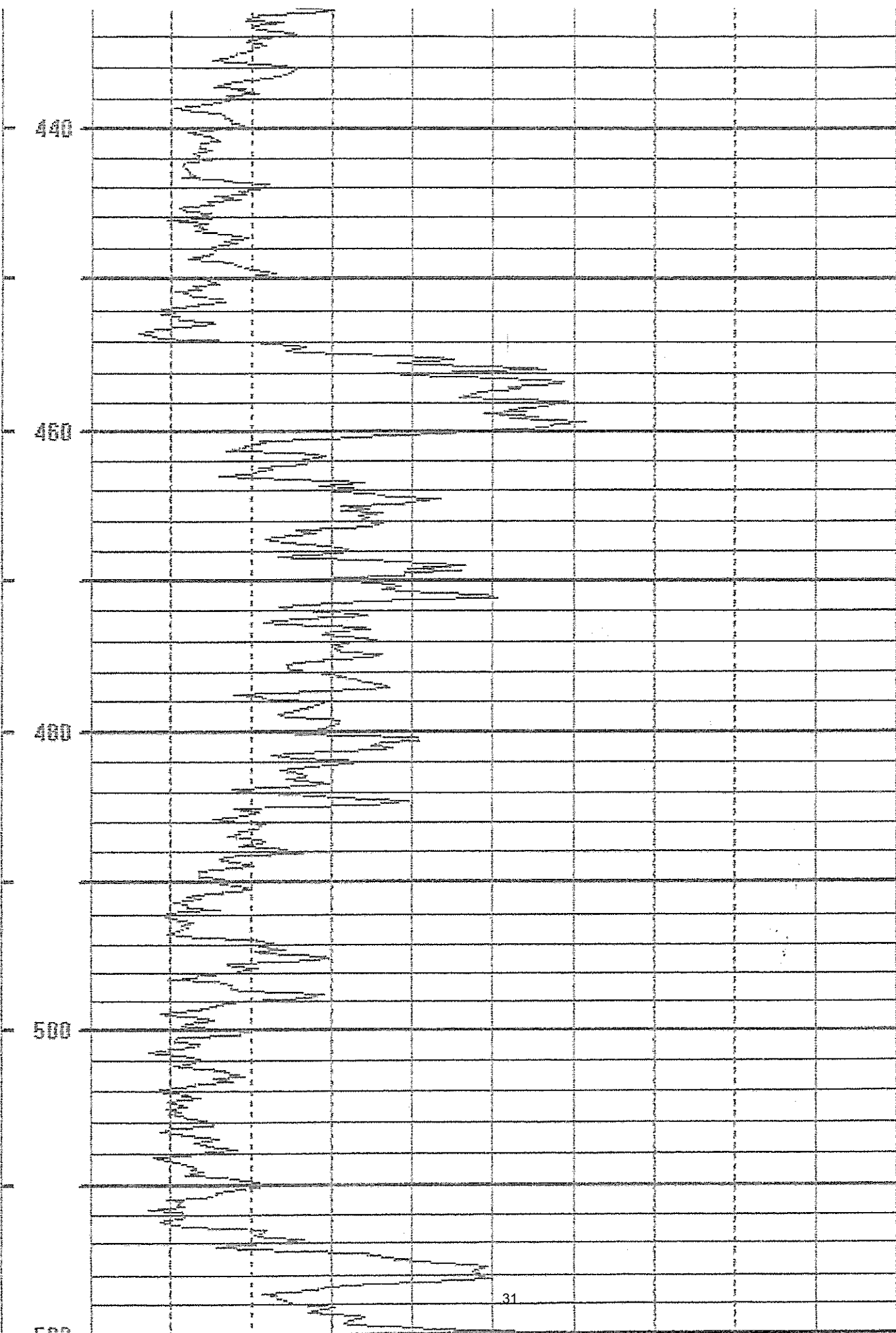


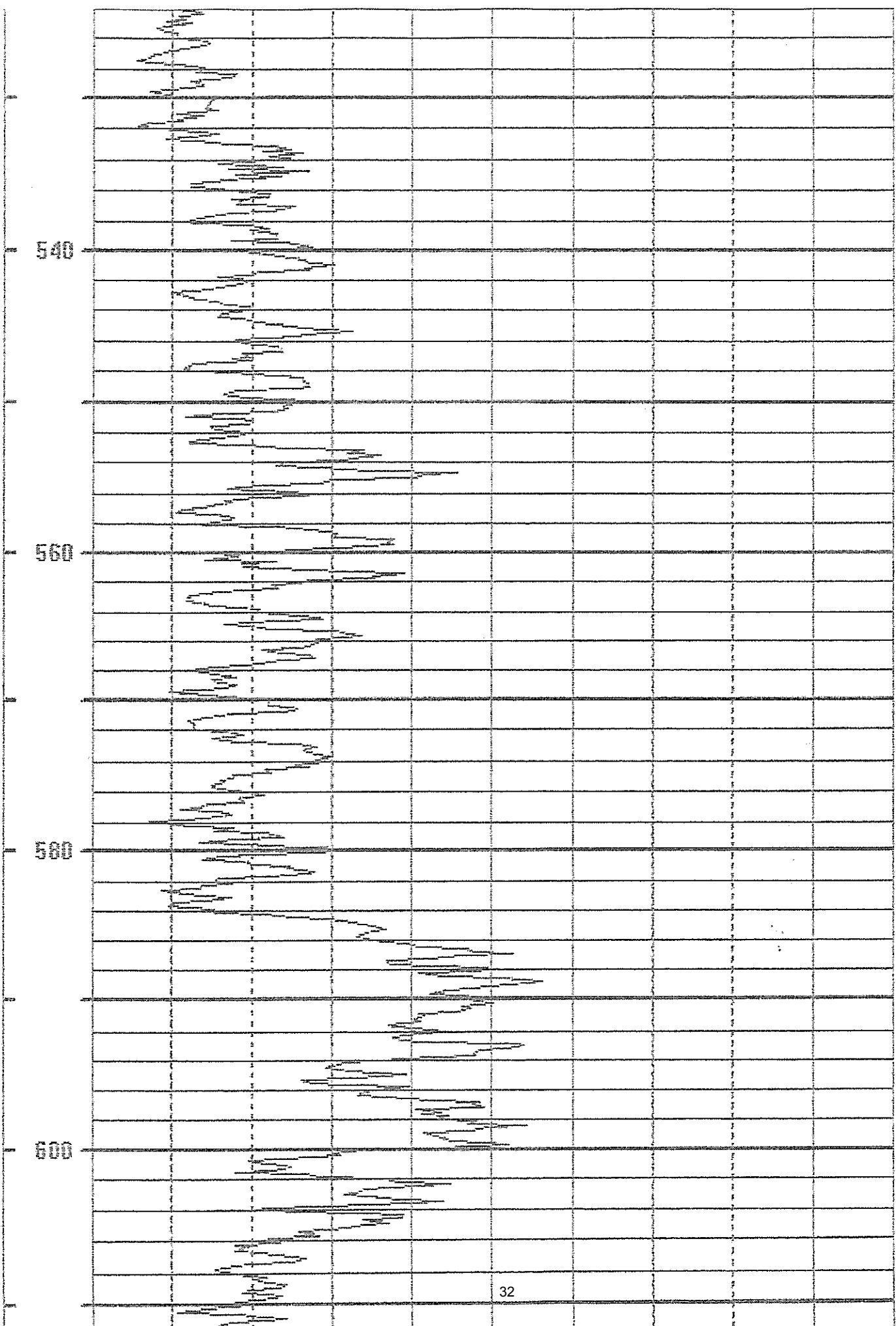
360

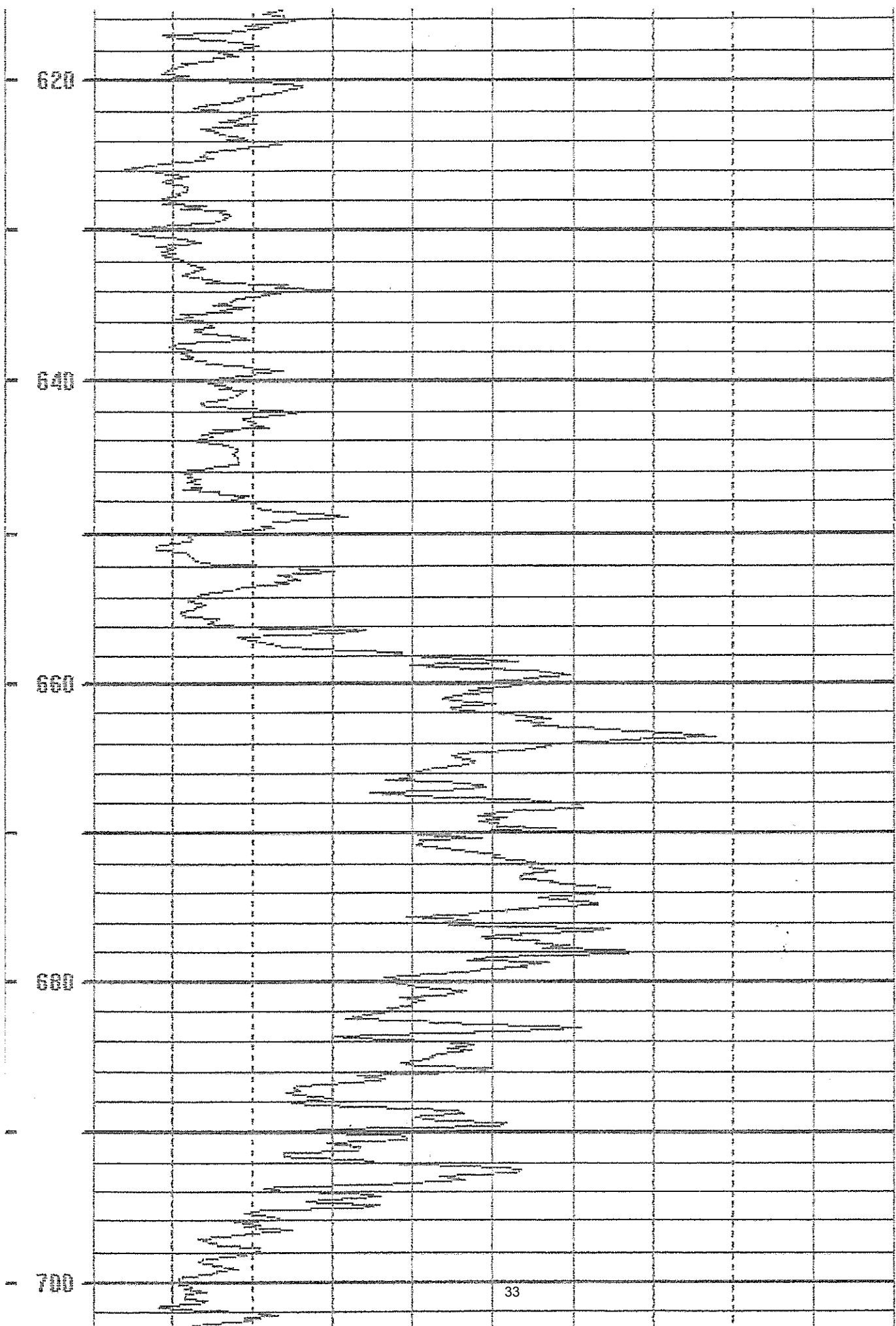
380

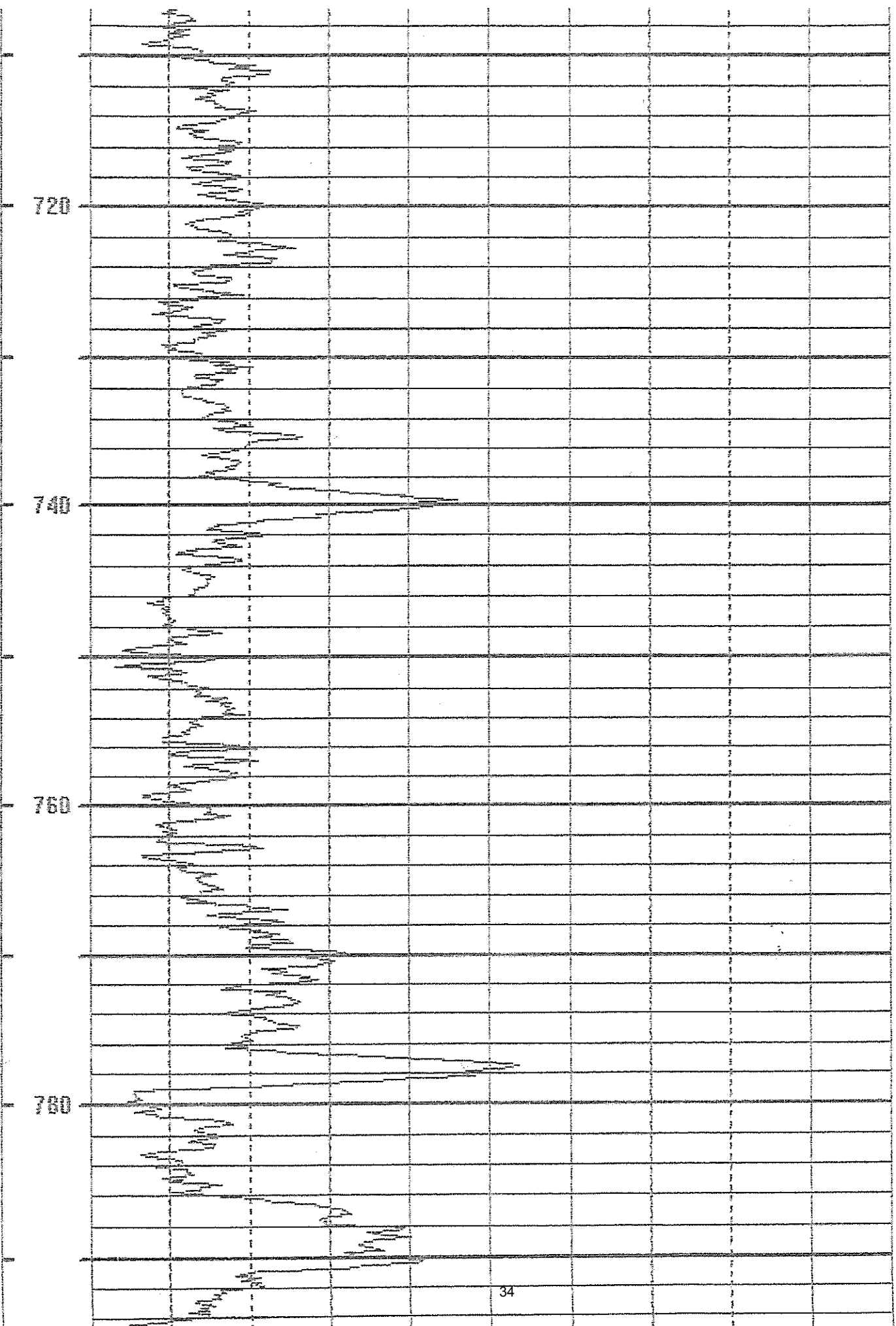
400

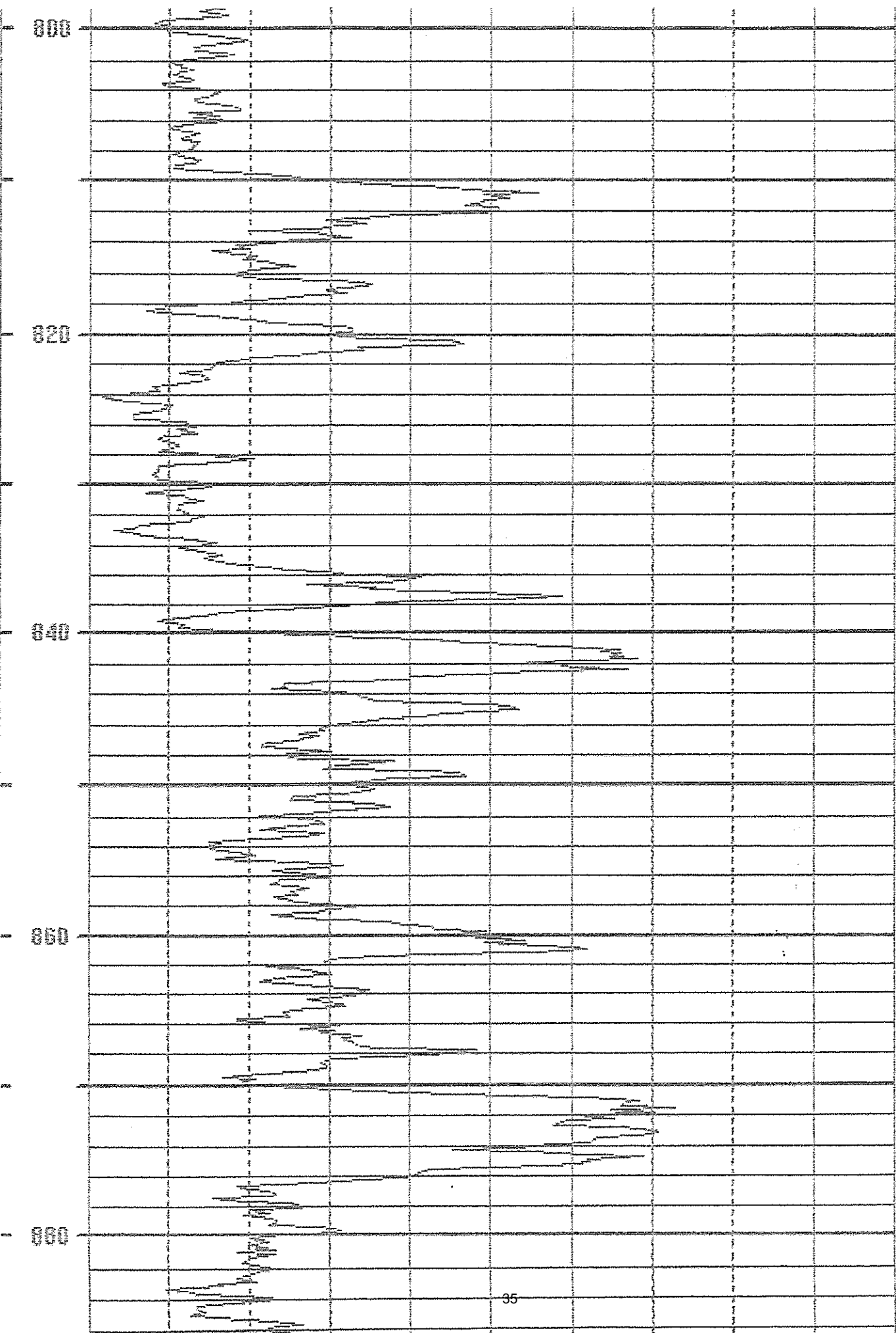
420

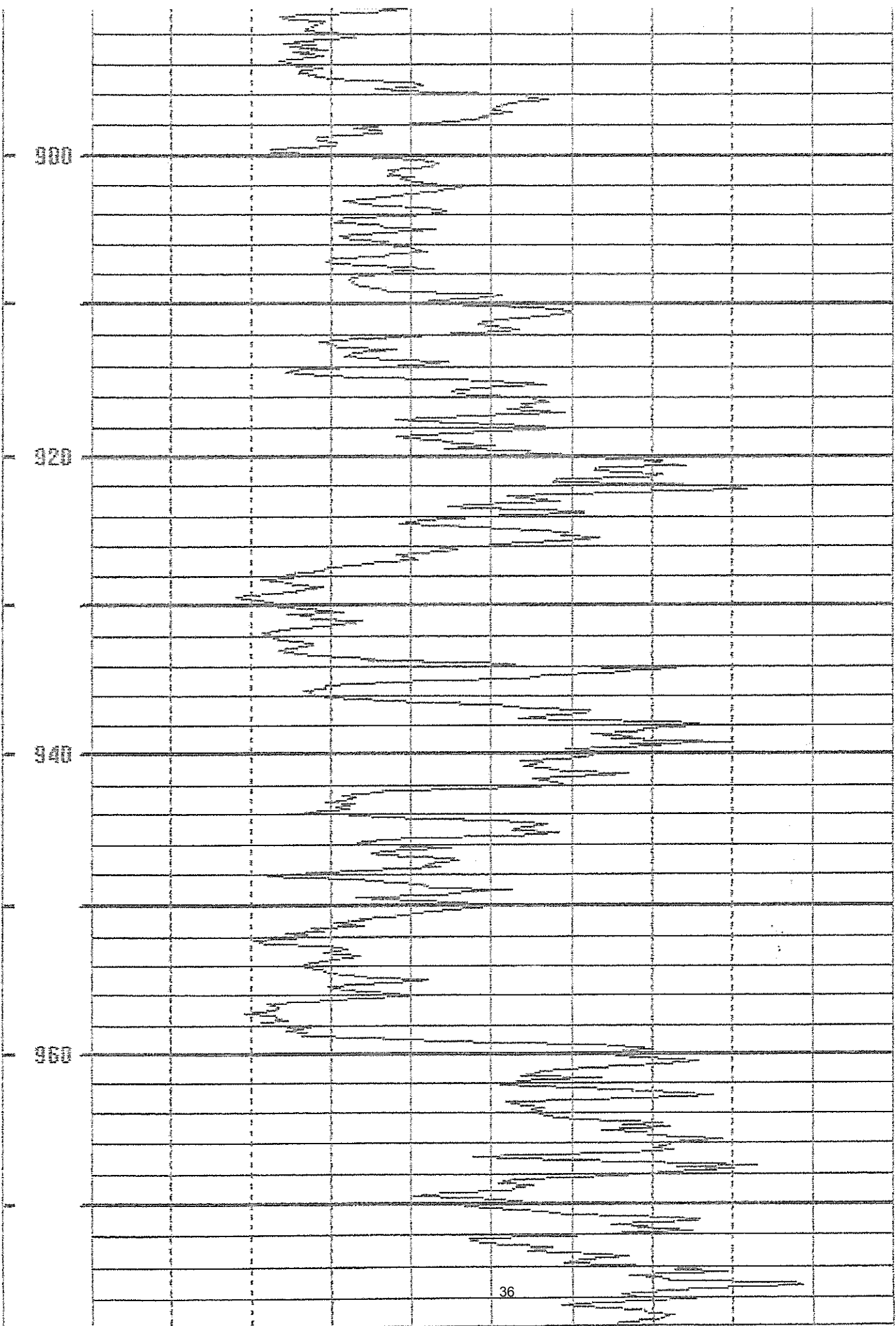












900

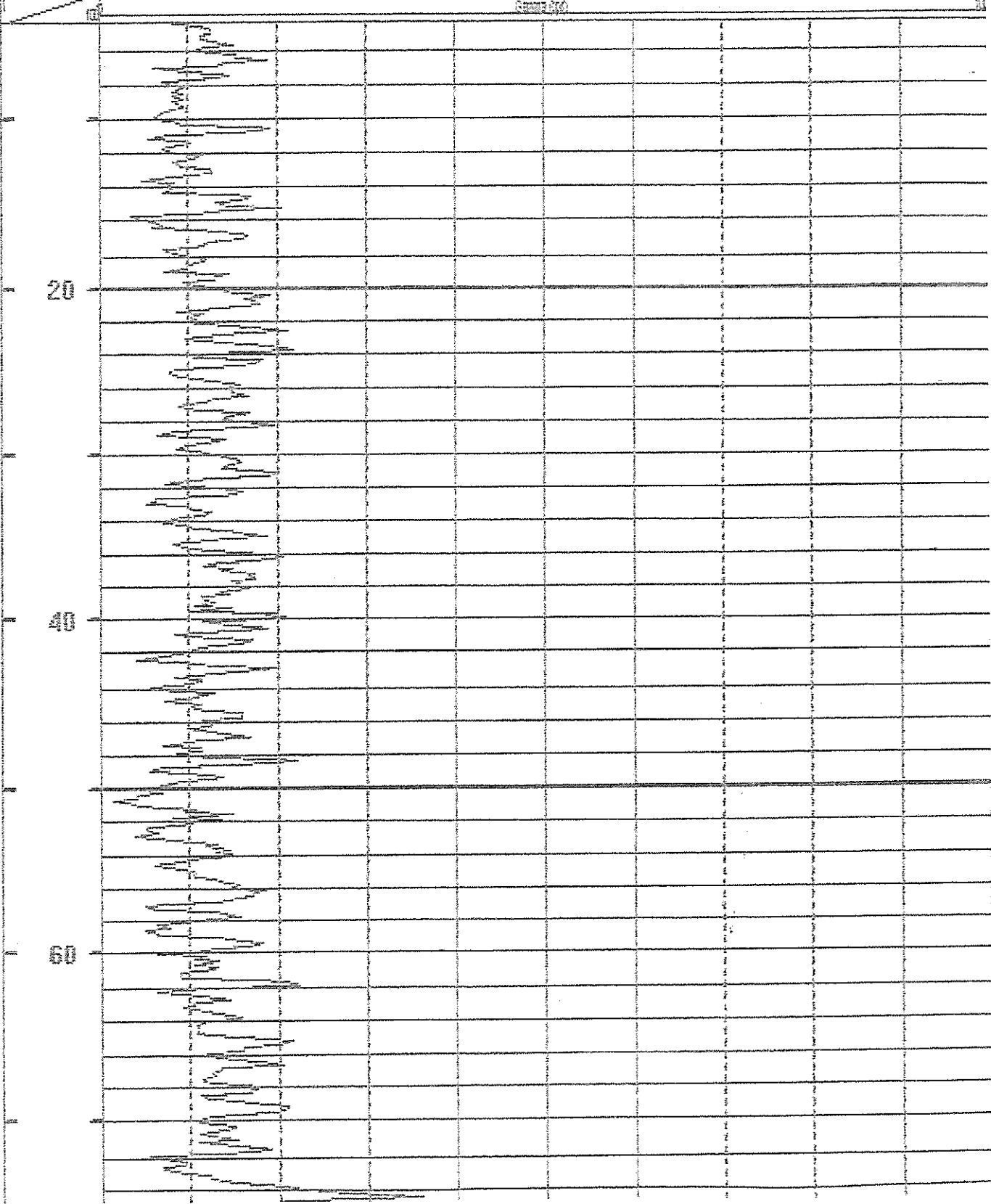
920

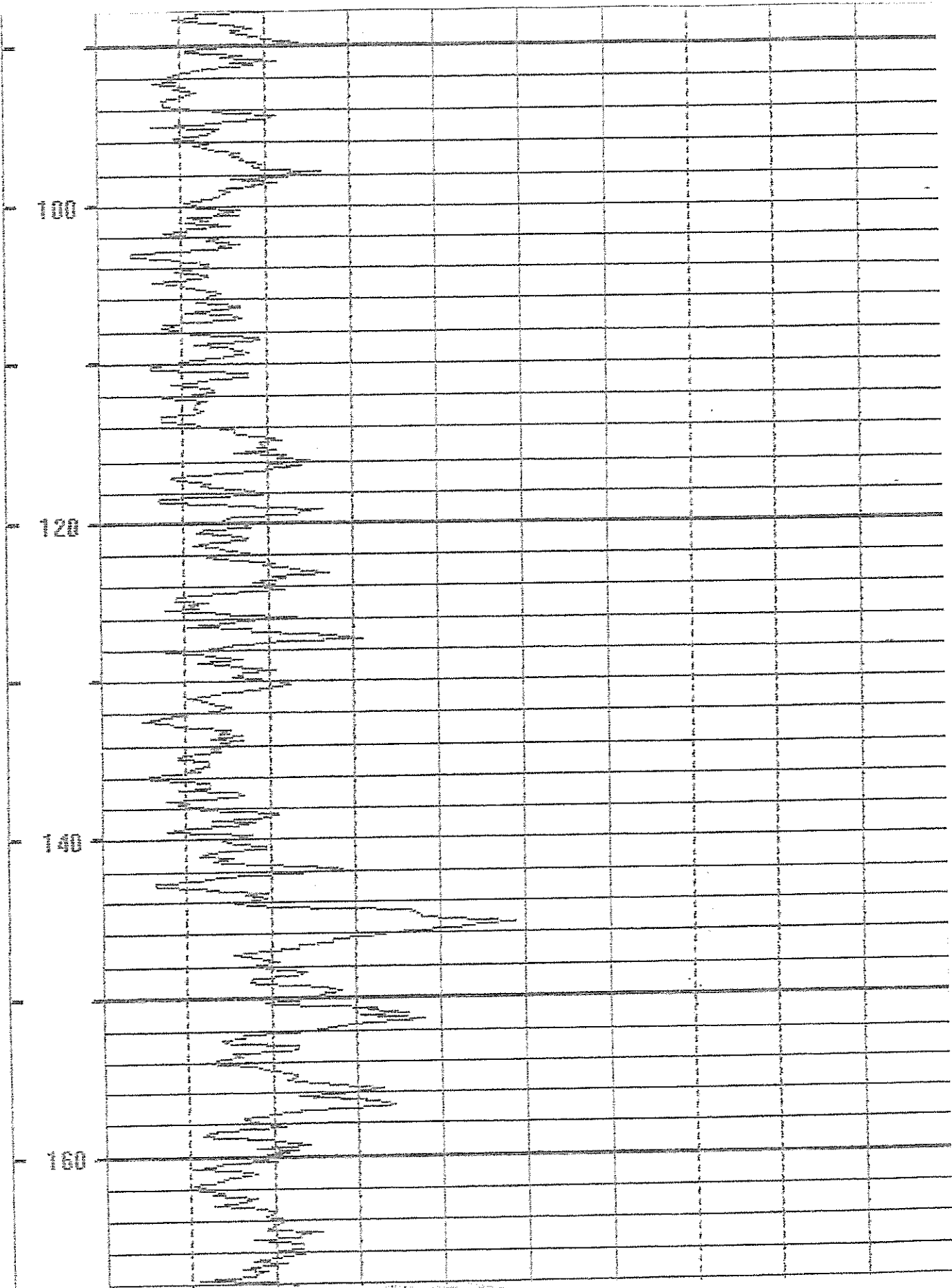
940

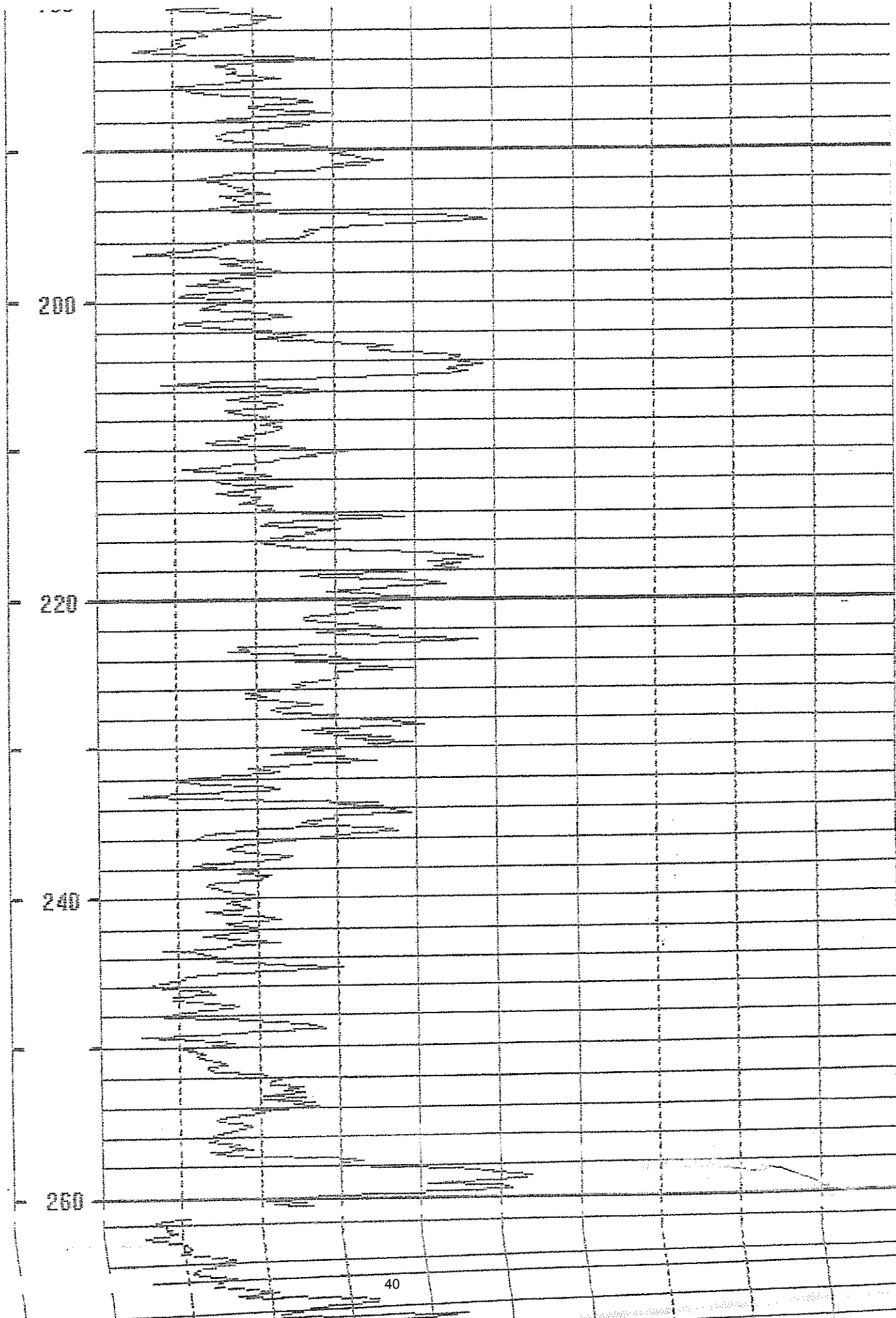
960

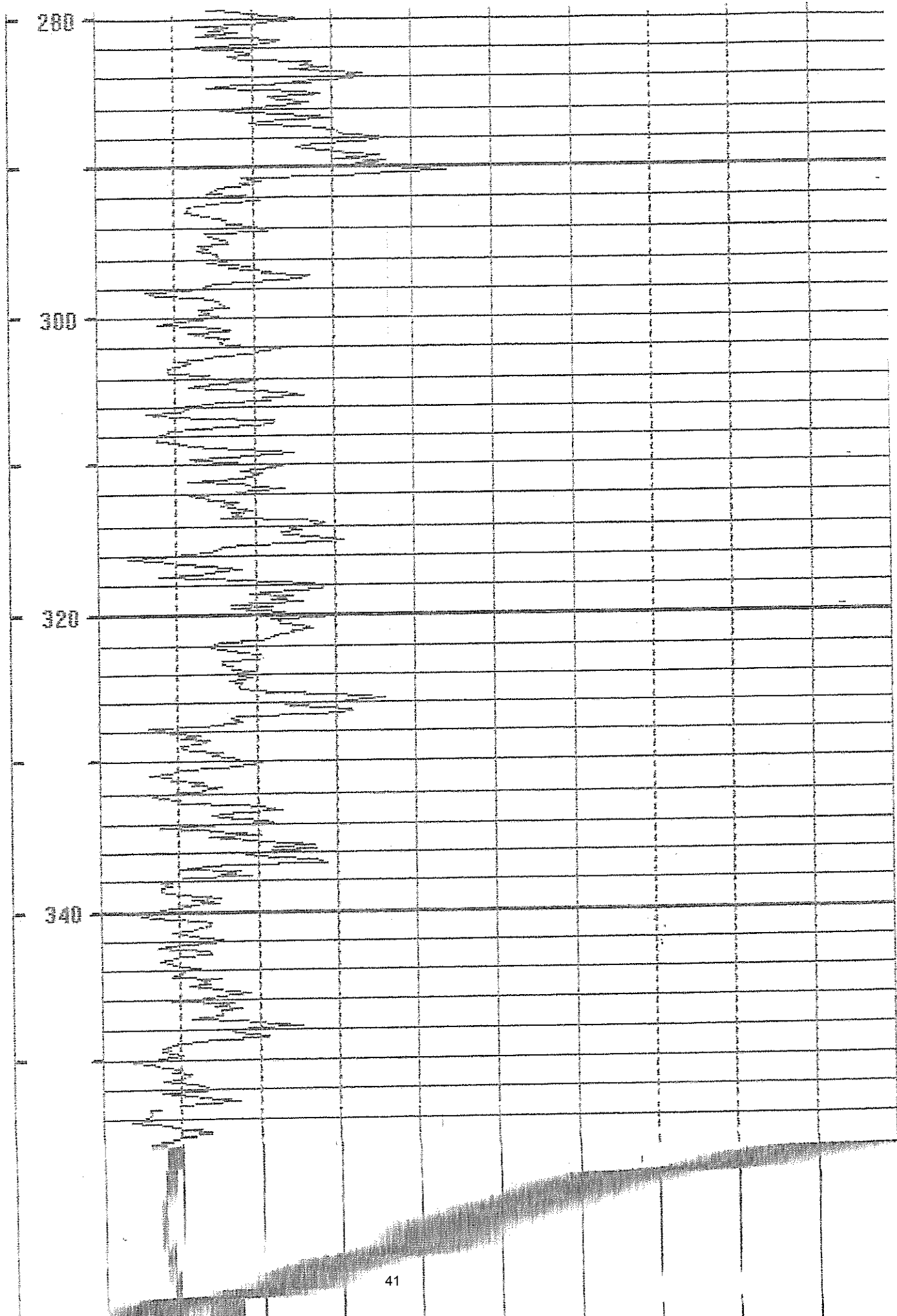
Date 02/23/12 BH Fluid Logged by: CMO

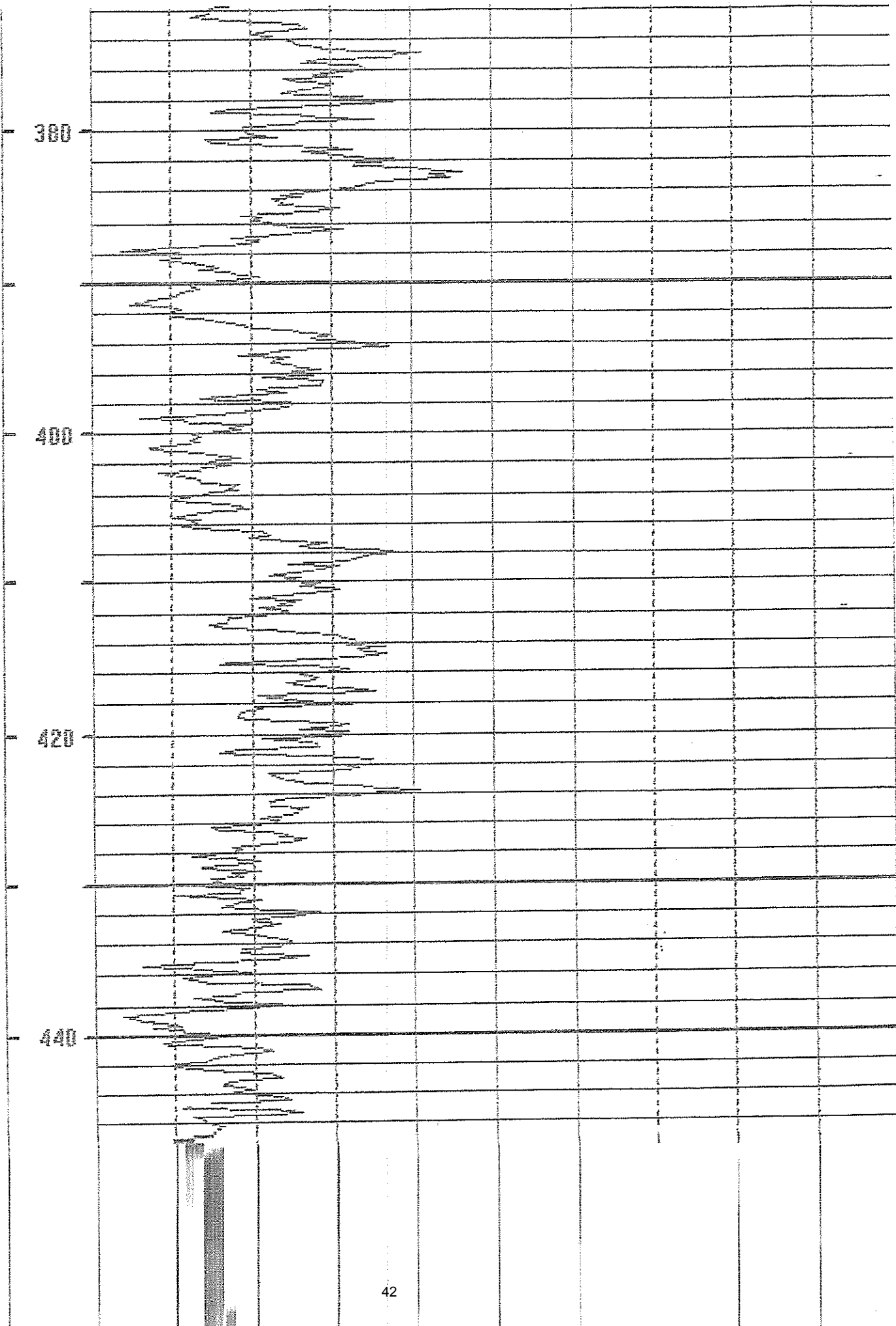
File Name 717 VPB-132 UP Witness: STAR









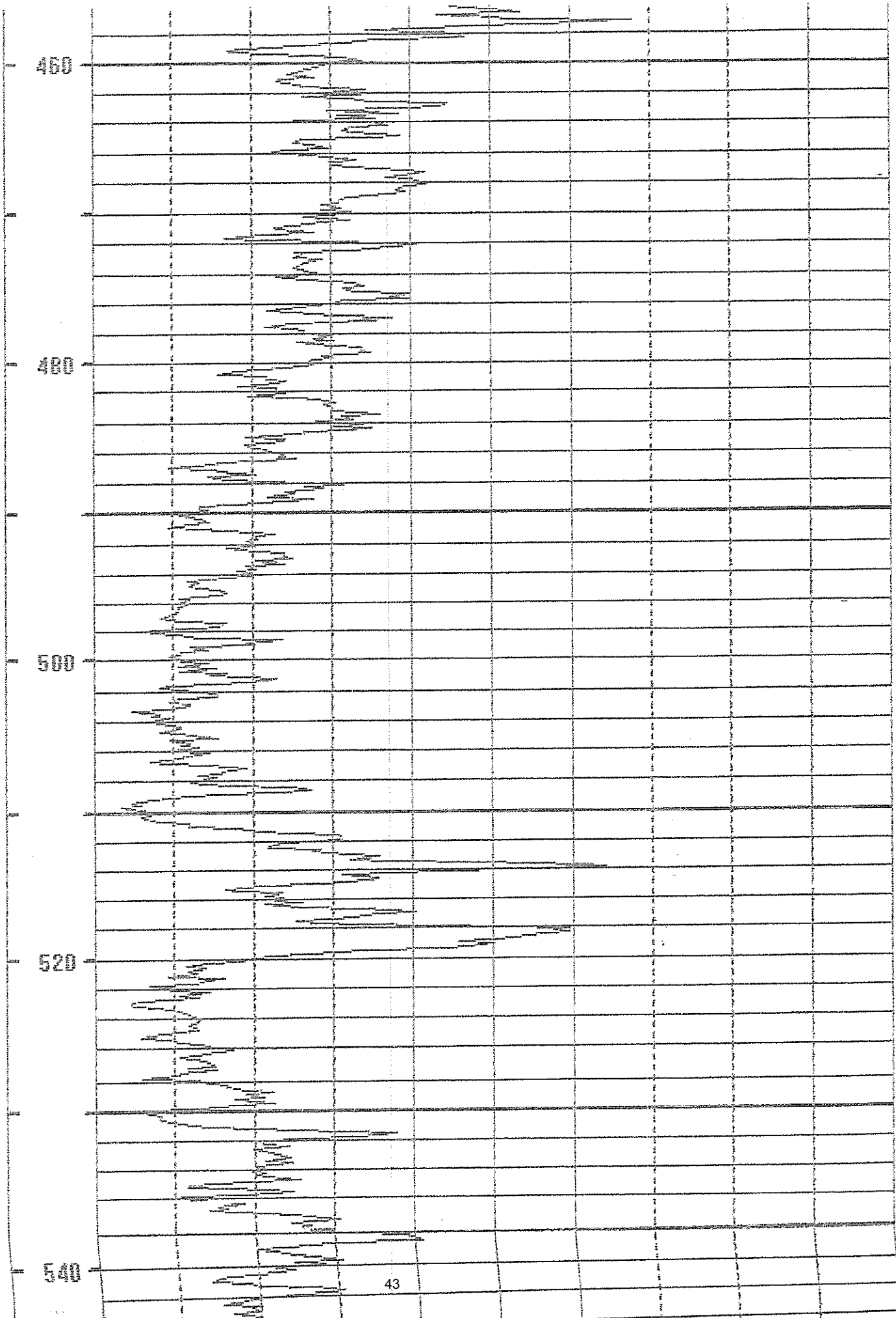


300

400

500

600



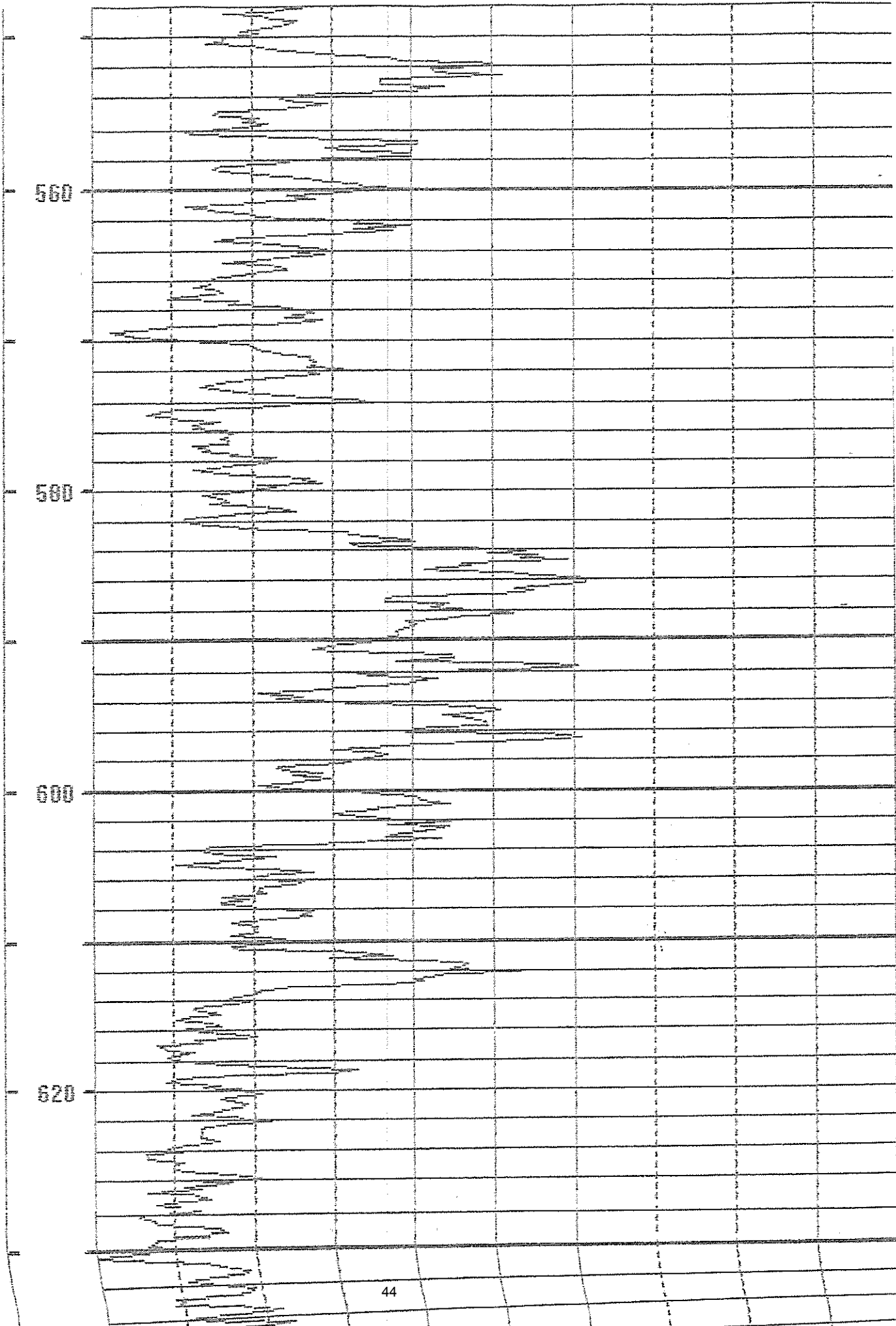
460

480

500

520

540

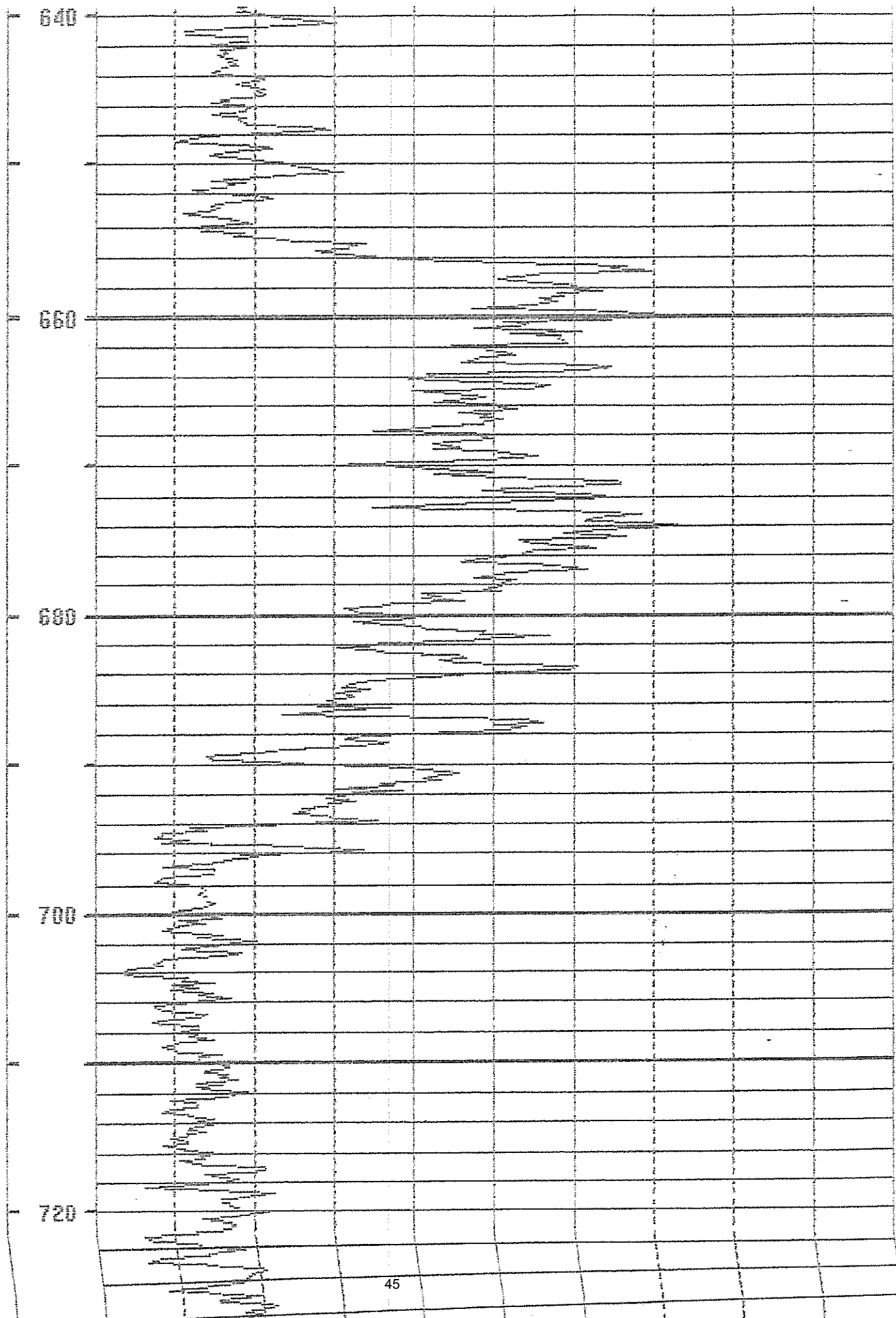


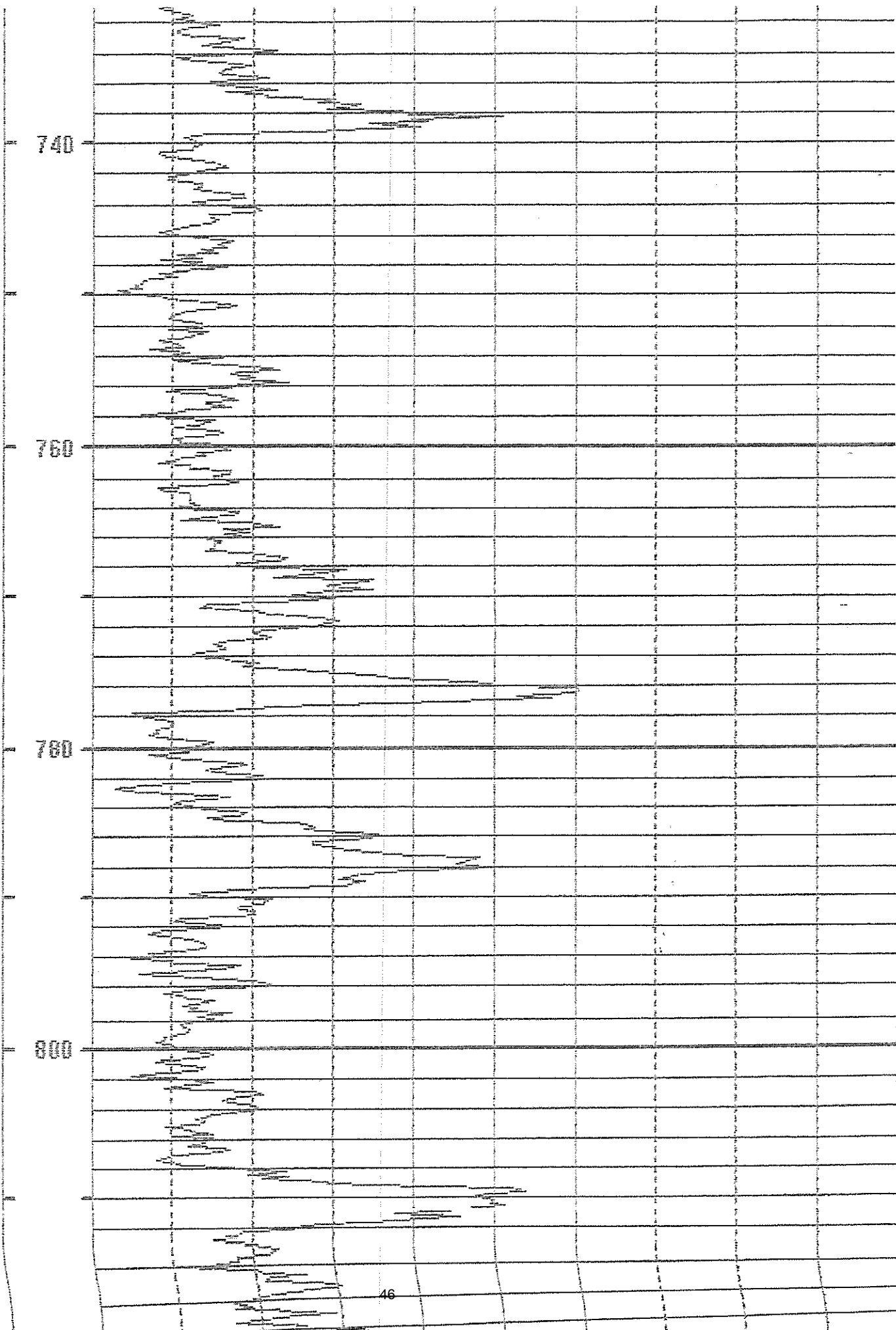
560

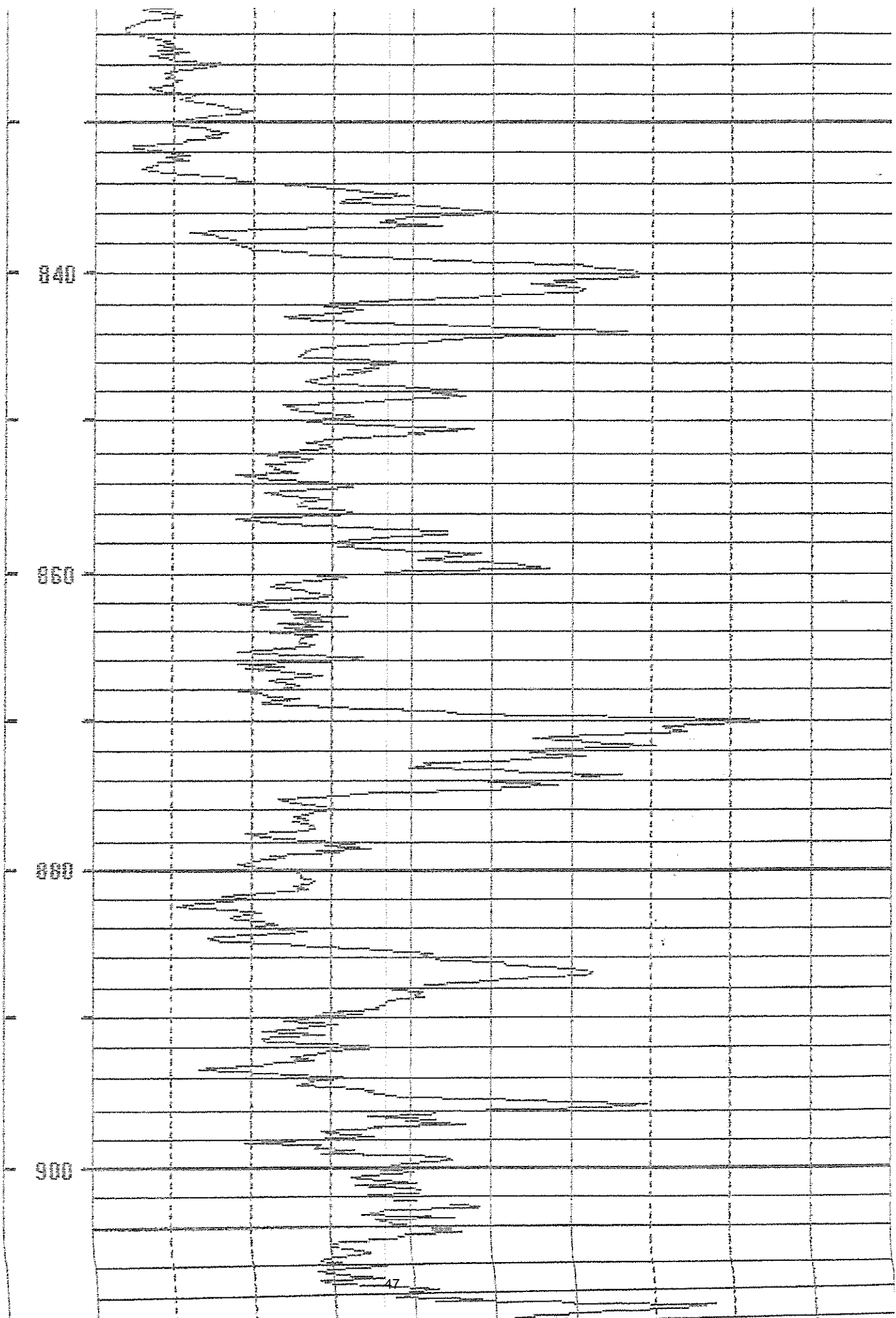
580

600

620







Section 3

VPB 132 Groundwater Sample Log Sheets



Tetra Tech NUS, Inc.

GROUNDWATER SAMPLE LOG SHEET

Page 1 of 1

Project Site Name: **BETHPAGE OU-2 OFFSITE GW**
 Project No.: **112G00622**
PRE-DESIGN FIELD INVES

Sample ID No.: **BP-VPB132-GW-C61**
 Sample Location: **VPB-132**
 Sampled By: **SJC**

Domestic Well Data
 Monitoring Well Data
 Other Well Type: Vertical Profile Boring
 QA Sample Type: _____

C.O.C. No.: 028405
 Type of Sample:
 Low Concentration
 High Concentration

SAMPLING DATA:

Date:	Color	pH	S.C.	Temp.	Turbidity	DO	ORP	Other
Time:	Visual	Standard	mS/cm	Degrees C	NTU	mg/l	mV	NA
1 / 24 / 12	LT BRN	5.13	362	13.26	348	8.30	18	—

PURGE DATA:

Date:	NA							
Method:	NA							
Monitor Reading (ppm):								
Well Casing Diameter & Material								
Type:								
Total Well Depth (TD):								
Static Water Level (WL):								
One Casing Volume(gal/L):								
Start Purge (hrs):								
End Purge (hrs):								
Total Purge Time (min):								
Total Vol. Purged (gal/L):								

SAMPLE COLLECTION INFORMATION: Strike thru analysis not required

Analysis	Preservative	Container Requirements	Collected
VOCs	HCL/4 DEG C	2-40ml Glass Vials	✓
TOC	4 DEG C	4 or 8 oz. Glass Jar	

OBSERVATIONS / NOTES:

2" MW = 0.163 gal/ft

Sample taken at discreet intervals using a hydropunch sampler unless otherwise noted.

Not enough volume for water quality parameters
 Check box if not enough volume.

Used pH paper instead of water quality meter
 Check box if used pH paper.

Circle if Applicable:

MS/MSD	Duplicate ID No.:
--------	-------------------

Signature(s):



Tetra Tech NUS, Inc.

GROUNDWATER SAMPLE LOG SHEET

Project Site Name: **BETHPAGE OU-2 OFFSITE GW**
 Project No.: **112G00622**
PRE-DESIGN FIELD INVES

Sample ID No.: **BP-VPB132-GW-121**
 Sample Location: **VPB-132**
 Sampled By: **SJC**

- Domestic Well Data
- Monitoring Well Data
- Other Well Type: Vertical Profile Boring
- QA Sample Type: _____

C.O.C. No.: 028405
 Type of Sample:
 Low Concentration
 High Concentration

SAMPLING DATA:

Date: <u>1/24/12</u>	Color	pH	S.C.	Temp.	Turbidity	DO	ORP	Other
Time: <u>1330</u>	Visual	Standard	mS/cm	Degrees C	NTU	mg/l	mV	NA
Method: <u>Hydropunch</u>	<u>BRN</u>	<u>-</u>	<u>-</u>	<u>-</u>	<u>>1000</u>	<u>-</u>	<u>-</u>	<u>-</u>

PURGE DATA:

Date:	NA							
Method:	NA							
Monitor Reading (ppm):								
Well Casing Diameter & Material Type:								
Total Well Depth (TD):								
Static Water Level (WL):								
One Casing Volume(gal/L):								
Start Purge (hrs):								
End Purge (hrs):								
Total Purge Time (min):								
Total Vol. Purged (gal/L):								

SAMPLE COLLECTION INFORMATION: Strike thru analysis not required

Analysis	Preservative	Container Requirements	Collected
VOCs	HCL/4 DEG C	<u>2-40ml Glass Vials</u>	<input checked="" type="checkbox"/>
TOC	4 DEG C	4 or 8 oz. Glass Jar	<input type="checkbox"/>

OBSERVATIONS / NOTES:

2" MW = 0.163 gal/ft

Sample taken at discreet intervals using a hydropunch sampler unless otherwise noted.

Not enough volume for water quality parameters
 Check box if not enough volume.

Used pH paper instead of water quality meter
 Check box if used pH paper.

Circle if Applicable:

MS/MSD Duplicate ID No.:

Signature(s):

SJC



Tetra Tech NUS, Inc.

GROUNDWATER SAMPLE LOG SHEET

Page 1 of 1

Project Site Name: **BETHPAGE OU-2 OFFSITE GW** Sample ID No.: **BP-VPB132-GW- 181**
Project No.: **112G00622** Sample Location: **VPB-132**
PRE-DESIGN FIELD INVES Sampled By: **SJC**

Domestic Well Data C.O.C. No.: **028405**
 Monitoring Well Data Type of Sample:
 Other Well Type: **Vertical Profile Boring** Low Concentration
 QA Sample Type: _____ High Concentration

SAMPLING DATA:									TDS
Date:	Color	pH	S.C.	Temp.	Turbidity	DO	ORP	Other	
Time:	Visual	Standard	mS/cm	Degrees C	NTU	mg/l	mV	NA	
1 / 24 / 12	LT BRN	5.83	426	10.92	690	13.16	16	277	

PURGE DATA:									9/L
Date:	NA								
Method:	NA								
Monitor Reading (ppm):									
Well Casing Diameter & Material Type:									
Total Well Depth (TD):									
Static Water Level (WL):									
One Casing Volume(gal/L):									
Start Purge (hrs):									
End Purge (hrs):									
Total Purge Time (min):									
Total Vol. Purged (gal/L):									

SAMPLE COLLECTION INFORMATION: Strike thru analysis not required			
Analysis	Preservative	Container Requirements	Collected
VOCs	HCL/4 DEG C	2-40ml Glass Vials	<input checked="" type="checkbox"/>
TOC	4 DEG C	4 or 8 oz. Glass Jar	<input type="checkbox"/>

OBSERVATIONS / NOTES:
2" MVV = 0.163 gal/ft

Sample taken at discreet intervals using a hydropunch sampler unless otherwise noted.

Not enough volume for water quality parameters
Check box if not enough volume.

Used pH paper instead of water quality meter
Check box if used pH paper.

Circle if Applicable:		Signature(s): <i>SJ Conti</i>
MS/MSD	Duplicate ID No.:	



Tetra Tech NUS, Inc.

GROUNDWATER SAMPLE LOG SHEET

Page 1 of 1

Project Site Name: **BETHPAGE OU-2 OFFSITE GW**
 Project No.: **112G00622**
PRE-DESIGN FIELD INVES

Sample ID No.: **BP-VPB132-GW- 221**
 Sample Location: **VPB-132**
 Sampled By: **SJC**

Domestic Well Data
 Monitoring Well Data
 Other Well Type: Vertical Profile Boring
 QA Sample Type: _____

C.O.C. No.: **028405**
 Type of Sample:
 Low Concentration
 High Concentration

SAMPLING DATA:

Date:	Color	pH	S.C.	Temp.	Turbidity	DO	ORP	Other
Time:	Visual	Standard	mS/cm	Degrees C	NTU	mg/l	mV	NA
1 / 25 / 12	LT GRAY	5.92	266	12.27	207	11.56	-6	173

PURGE DATA:

Date:	Method:	Monitor Reading (ppm):	Well Casing Diameter & Material Type:	Total Well Depth (TD):	Static Water Level (WL):	One Casing Volume(gal/L):	Start Purge (hrs):	End Purge (hrs):	Total Purge Time (min):	Total Vol. Purged (gal/L):
NA	NA									

SAMPLE COLLECTION INFORMATION: Strike thru analysis not required

Analysis	Preservative	Container Requirements	Collected
VOCs	HCL/4 DEG C	2- 40ml Glass Vials	<input checked="" type="checkbox"/>
TOC	4 DEG C	4 of 8 oz. Glass Jar	<input type="checkbox"/>

OBSERVATIONS / NOTES:

2" MW = 0.163 gal/ft
 Sample taken at discreet intervals using a hydropunch sampler unless otherwise noted.

Not enough volume for water quality parameters
 Check box if not enough volume.

Used pH paper instead of water quality meter
 Check box if used pH paper.

Circle if Applicable:
 MS/MSD Duplicate ID No.: _____

Signature(s): *Sj Contri*



Tetra Tech NUS, Inc.

GROUNDWATER SAMPLE LOG SHEET

Page 1 of 1

Project Site Name:	BETHPAGE OU-2 OFFSITE GW	Sample ID No.:	BP-VPB132-GW- 241
Project No.:	112G00622	Sample Location:	VPB-132
	PRE-DESIGN FIELD INVES	Sampled By:	SJC
<input type="checkbox"/> Domestic Well Data		C.O.C. No.:	028405
<input type="checkbox"/> Monitoring Well Data		Type of Sample:	
<input checked="" type="checkbox"/> Other Well Type:	Vertical Profile Boring	<input checked="" type="checkbox"/> Low Concentration	
<input type="checkbox"/> QA Sample Type:		<input type="checkbox"/> High Concentration	

SAMPLING DATA:									
Date:	Color	pH	S.C.	Temp.	Turbidity	DO	ORP	Other	
Time:	Visual	Standard	mS/cm	Degrees C	NTU	mg/l	mV	NA	
1/25/12	B/RN	5-6	—	—	>1000	—	—	—	
Method:	Hydropunch								

PURGE DATA:									
Date:	NA								
Method:	NA								
Monitor Reading (ppm):									
Well Casing Diameter & Material									
Type:	GRAY								
Total Well Depth (TD):									
Static Water Level (WL):									
One Casing Volume(gal/L):									
Start Purge (hrs):									
End Purge (hrs):									
Total Purge Time (min):									
Total Vol. Purged (gal/L):									

SAMPLE COLLECTION INFORMATION: Strike thru analysis not required			
Analysis	Preservative	Container Requirements	Collected
VOCs	HCL/4 DEG C	2-40ml Glass Vials	<input checked="" type="checkbox"/>
TOC	4 DEG C	4 or 8 oz. Glass Jar	<input type="checkbox"/>
			<input type="checkbox"/>
			<input type="checkbox"/>
			<input type="checkbox"/>
			<input type="checkbox"/>
			<input type="checkbox"/>
			<input type="checkbox"/>

OBSERVATIONS / NOTES:
 2" MW = 0.163 gal/ft

Sample taken at discreet intervals using a hydropunch sampler unless otherwise noted.

Not enough volume for water quality parameters
 Check box if not enough volume.

Used pH paper instead of water quality meter
 Check box if used pH paper.

Circle if Applicable:		Signature(s):
MS/MSD	Duplicate ID No.:	<i>S. Conte</i>



Tetra Tech NUS, Inc.

GROUNDWATER SAMPLE LOG SHEET

Project Site Name: **BETHPAGE OU-2 OFFSITE GW**
 Project No.: **112G00622**
PRE-DESIGN FIELD INVES

Sample ID No.: **BP-VPB132-GW-261**
 Sample Location: **VPB-132**
 Sampled By: **SJC**

- Domestic Well Data
- Monitoring Well Data
- Other Well Type:
- QA Sample Type:

Vertical Profile Boring

C.O.C. No.: **028405**
 Type of Sample:
 Low Concentration
 High Concentration

SAMPLING DATA:

Date:	Color	pH	S.C.	Temp.	Turbidity	DO	ORP	TDS	Other
Time:	Visual	Standard	mS/cm	Degrees C	NTU	mg/l	mV	g/L	NA
1/26/12	CLEAR	5.64	264	12.38	58	11.16	34	0.172	

PURGE DATA:

Date:	NA								
Method:	NA								
Monitor Reading (ppm):									
Well Casing Diameter & Material									
Type:									
Total Well Depth (TD):									
Static Water Level (WL):									
One Casing Volume(gal/L):									
Start Purge (hrs):									
End Purge (hrs):									
Total Purge Time (min):									
Total Vol. Purged (gal/L):									

SAMPLE COLLECTION INFORMATION: Strike thru analysis not required

Analysis	Preservative	Container Requirements	Collected
VOCs	HCL/4 DEG C	2-40ml Glass Vials	<input checked="" type="checkbox"/>
TOC	4 DEG C	4 or 8 oz. Glass Jar	<input type="checkbox"/>

OBSERVATIONS / NOTES:

2" MW = 0.163 gal/ft

Sample taken at discreet intervals using a hydropunch sampler unless otherwise noted.

Not enough volume for water quality parameters
 Check box if not enough volume.

Used pH paper instead of water quality meter
 Check box if used pH paper.

Circle if Applicable:

MS/MSD	Duplicate ID No.:
--------	-------------------

Signature(s):

S. J. Conti



Tetra Tech NUS, Inc.

GROUNDWATER SAMPLE LOG SHEET

Page 1 of 1

Project Site Name: **BETHPAGE OU-2 OFFSITE GW**
 Project No.: **112G00622**
PRE-DESIGN FIELD INVES

Sample ID No.: **BP-VPB132-GW- 281**
 Sample Location: **VPB-132**
 Sampled By: **SJC**

Domestic Well Data
 Monitoring Well Data
 Other Well Type: Vertical Profile Boring
 QA Sample Type: _____

C.O.C. No.: 028405
 Type of Sample:
 Low Concentration
 High Concentration

SAMPLING DATA:									
Date:	Color	pH	S.C.	Temp.	Turbidity	DO	ORP	Other	
Time:	Visual	Standard	mS/cm	Degrees C	NTU	mg/l	mV	NA	
1/26/12	GRAY	5.96	—	—	>1000	—	—	—	
Method:	Hydropunch								

PURGE DATA:									
Date:	NA								
Method:	NA								
Monitor Reading (ppm):									
Well Casing Diameter & Material Type:									
Total Well Depth (TD):									
Static Water Level (WL):									
One Casing Volume(gal/L):									
Start Purge (hrs):									
End Purge (hrs):									
Total Purge Time (min):									
Total Vol. Purged (gal/L):									

SAMPLE COLLECTION INFORMATION: Strike thru analysis not required			
Analysis	Preservative	Container Requirements	Collected
VOCs	HCL/4 DEG C	2-40ml Glass Vials	<input checked="" type="checkbox"/>
TOC	4 DEG C	4 or 8 oz. Glass Jar	<input type="checkbox"/>

OBSERVATIONS / NOTES:
 2" MW = 0.163 gal/ft

Sample taken at discreet intervals using a hydropunch sampler unless otherwise noted.

Not enough volume for water quality parameters
 Check box if not enough volume.

Used pH paper instead of water quality meter
 Check box if used pH paper.

SCREEN EXPOSED 12"
 NO SIGN OF CLAY
 ON SCREEN. GOOD
 SAMPLE, BUT NOT
 ENOUGH FOR PARAMETERS

Circle if Applicable:		Signature(s): <i>SJC</i>
MS/MSD	Duplicate ID No.:	



Tetra Tech NUS, Inc.

GROUNDWATER SAMPLE LOG SHEET

Project Site Name: **BETHPAGE OU-2 OFFSITE GW** Sample ID No.: **BP-VPB132-GW-301**
 Project No.: **112G00622** Sample Location: **VPB-132**
PRE-DESIGN FIELD INVES Sampled By: **SJC**

Domestic Well Data
 Monitoring Well Data
 Other Well Type: Vertical Profile Boring
 QA Sample Type: _____

C.O.C. No.: **1108**
 Type of Sample:
 Low Concentration
 High Concentration

SAMPLING DATA:									TDS
Date:	1/30/12	Color	pH	S.C.	Temp.	Turbidity	DO	ORP	Other
Time:	1300	Visual	Standard	mS/cm	Degrees C	NTU	mg/l	mV	NA
Method:	Hydropunch	GRAY	5.54	234	13.23	186	NA	27	152

PURGE DATA:									G/L
Date:	NA								
Method:	NA								
Monitor Reading (ppm):									
Well Casing Diameter & Material									
Type:									
Total Well Depth (TD):									
Static Water Level (WL):									
One Casing Volume(gal/L):									
Start Purge (hrs):									
End Purge (hrs):									
Total Purge Time (min):									
Total Vol. Purged (gal/L):									

SAMPLE COLLECTION INFORMATION: Strike thru analysis not required			
Analysis	Preservative	Container Requirements	Collected
VOCs	HCL/4 DEG C	2-40ml Glass Vials	<input checked="" type="checkbox"/>
TOC	4 DEG C	4 or 8 oz. Glass Jar	<input type="checkbox"/>

OBSERVATIONS / NOTES:
 2" MW = 0.163 gal/ft

Sample taken at discreet intervals using a hydropunch sampler unless otherwise noted.

Not enough volume for water quality parameters
 Check box if not enough volume.

Used pH paper instead of water quality meter
 Check box if used pH paper.

Circle if Applicable:		Signature(s):
MS/MSD	Duplicate ID No.:	<i>SJ Conti</i>



Tetra Tech NUS, Inc.

GROUNDWATER SAMPLE LOG SHEET

Page 1 of 1

Project Site Name: **BETHPAGE OU-2 OFFSITE GW** Sample ID No.: **BP-VPB132-GW-321**
 Project No.: **112G00622** Sample Location: **VPB-132**
PRE-DESIGN FIELD INVES Sampled By: **SJC**

Domestic Well Data C.O.C. No.: **1108**
 Monitoring Well Data Type of Sample:
 Other Well Type: **Vertical Profile Boring** Low Concentration
 QA Sample Type: _____ High Concentration

SAMPLING DATA:									TDS
Date:	Color	pH	S.C.	Temp.	Turbidity	DO	ORP	Other	
Time:	Visual	Standard	mS/cm	Degrees C	NTU	mg/l	mV	NA	
1/30/12	LT GRAY	5.86	296	11.26	111	10.85	48	192	

PURGE DATA:									91L
Date:	NA								
Method:	NA								
Monitor Reading (ppm):									
Well Casing Diameter & Material									
Type:									
Total Well Depth (TD):									
Static Water Level (WL):									
One Casing Volume(gal/L):									
Start Purge (hrs):									
End Purge (hrs):									
Total Purge Time (min):									
Total Vol. Purged (gal/L):									

SAMPLE COLLECTION INFORMATION: Strike thru analysis not required			
Analysis	Preservative	Container Requirements	Collected
VOCs	HCL/4 DEG C	2- 40ml Glass Vials	<input checked="" type="checkbox"/>
TOC	4 DEG C	4 or 8 oz. Glass Jar	<input type="checkbox"/>

OBSERVATIONS / NOTES:
 2" MW = 0.163 gal/ft

Sample taken at discreet intervals using a hydropunch sampler unless otherwise noted.

Not enough volume for water quality parameters
 Check box if not enough volume.

Used pH paper instead of water quality meter
 Check box if used pH paper.

Circle if Applicable:		Signature(s):
MS/MSD	Duplicate ID No.:	<i>SJ Centi</i>



Tetra Tech NUS, Inc.

GROUNDWATER SAMPLE LOG SHEET

Page 1 of 1

Project Site Name: **BETHPAGE OU-2 OFFSITE GW** Sample ID No.: BP-VPB132-GW-341
 Project No.: **112G00622** Sample Location: VPB-132
PRE-DESIGN FIELD INVES Sampled By: SJC

Domestic Well Data C.O.C. No.: 1108
 Monitoring Well Data Type of Sample:
 Other Well Type: Vertical Profile Boring Low Concentration
 QA Sample Type: _____ High Concentration

SAMPLING DATA:									TDS
Date:	<u>1/31/12</u>	Color	pH	S.C.	Temp.	Turbidity	DO	ORP	Other
Time:	<u>1050</u>	Visual	Standard	mS/cm	Degrees C	NTU	mg/l	mV	NA
Method:	<u>Hydropunch</u>	<u>LTGRAY</u>	<u>5.77</u>	<u>263</u>	<u>11.78</u>	<u>155</u>	<u>9.60</u>	<u>49</u>	<u>171</u>

PURGE DATA:									
Date:	<u>NA</u>								
Method:	<u>NA</u>								
Monitor Reading (ppm):									
Well Casing Diameter & Material									
Type:									
Total Well Depth (TD):									
Static Water Level (WL):									
One Casing Volume(gal/L):									
Start Purge (hrs):									
End Purge (hrs):									
Total Purge Time (min):									
Total Vol. Purged (gal/L):									

SAMPLE COLLECTION INFORMATION: Strike thru analysis not required			
Analysis	Preservative	Container Requirements	Collected
VOCs	HCL/4 DEG C	2- 40ml Glass Vials	<input checked="" type="checkbox"/>
TOC	4 DEG C	4 or 8 oz. Glass Jar	<input type="checkbox"/>

OBSERVATIONS / NOTES:
 2" MW = 0.163 gal/ft

Sample taken at discreet intervals using a hydropunch sampler unless otherwise noted.

Not enough volume for water quality parameters
 Check box if not enough volume.

Used pH paper instead of water quality meter
 Check box if used pH paper.

Circle if Applicable:		Signature(s):
MS/MSD	Duplicate ID No.:	<u>SJC Conte</u>



Tetra Tech NUS, Inc.

GROUNDWATER SAMPLE LOG SHEET

Page 1 of 1

Project Site Name: **BETHPAGE OU-2 OFFSITE GW**
 Project No.: **112G00622**
PRE-DESIGN FIELD INVES

Sample ID No.: **BP-VPB132-GW-361**
 Sample Location: **VPB-132**
 Sampled By: **SJC**

Domestic Well Data
 Monitoring Well Data
 Other Well Type: Vertical Profile Boring
 QA Sample Type: _____

C.O.C. No.: 1108
 Type of Sample:
 Low Concentration
 High Concentration

SAMPLING DATA:

Date:	Color	pH	S.C.	Temp.	Turbidity	DO	ORP	TDS
Time:	Visual	Standard	mS/cm	Degrees C	NTU	mg/l	mV	Other
1/31/12	GRAY	5.45	284	14.78	>1000	3.27	32	185

PURGE DATA:

Date:	NA							
Method:	NA							
Monitor Reading (ppm):								
Well Casing Diameter & Material								
Type:								
Total Well Depth (TD):								
Static Water Level (WL):								
One Casing Volume(gal/L):								
Start Purge (hrs):								
End Purge (hrs):								
Total Purge Time (min):								
Total Vol. Purged (gal/L):								

SAMPLE COLLECTION INFORMATION: Strike thru analysis not required

Analysis	Preservative	Container Requirements	Collected
VOCs	HCL/4 DEG C	2-40ml Glass Vials	<input checked="" type="checkbox"/>
TOC	4 DEG C	4 or 8 oz. Glass Jar	<input type="checkbox"/>

OBSERVATIONS / NOTES:

2" MW = 0.163 gal/ft
 Sample taken at discreet intervals using a hydropunch sampler unless otherwise noted.

Not enough volume for water quality parameters
 Check box if not enough volume.

Used pH paper instead of water quality meter
 Check box if used pH paper.

Circle if Applicable:

MS/MSD	Duplicate ID No.:

Signature(s):

SJC Conti



Tetra Tech NUS, Inc.

GROUNDWATER SAMPLE LOG SHEET

Page 1 of 1

Project Site Name: **BETHPAGE OU-2 OFFSITE GW**
 Project No.: **112G00622**
PRE-DESIGN FIELD INVES

Sample ID No.: **BP-VPB132-GW-381**
 Sample Location: **VPB-132**
 Sampled By: **SJC**

Domestic Well Data
 Monitoring Well Data
 Other Well Type: Vertical Profile Boring
 QA Sample Type: _____

C.O.C. No.: 1108
 Type of Sample:
 Low Concentration
 High Concentration

SAMPLING DATA:									TDS
Date:	Color	pH	S.C.	Temp.	Turbidity	DO	ORP	Other	
<u>1/31/12</u>	Visual	Standard	mS/cm	Degrees C	NTU	mg/l	mV	NA	
Time: <u>1510</u>	<u>LT GRAY</u>	<u>5.44</u>	<u>270</u>	<u>14.01</u>	<u>98</u>	<u>NA</u>	<u>63</u>	<u>176</u>	
Method: <u>Hydropunch</u>									

PURGE DATA:									TDS
Date: <u>NA</u>									<u>916</u>
Method: <u>NA</u>									
Monitor Reading (ppm):									
Well Casing Diameter & Material									
Type:									
Total Well Depth (TD):									
Static Water Level (WL):									
One Casing Volume(gal/L):									
Start Purge (hrs):									
End Purge (hrs):									
Total Purge Time (min):									
Total Vol. Purged (gal/L):									

SAMPLE COLLECTION INFORMATION: Strike thru analysis not required			
Analysis	Preservative	Container Requirements	Collected
VOCs	<u>HCL/4 DEG C</u>	<u>2-10ml Glass Vials</u>	<input checked="" type="checkbox"/>
TOC	<u>4 DEG C</u>	<u>4 or 8 oz. Glass Jar</u>	<input type="checkbox"/>

OBSERVATIONS / NOTES:
 2" MW = 0.163 gal/ft
 Sample taken at discreet intervals using a hydropunch sampler unless otherwise noted.
 Not enough volume for water quality parameters
 Check box if not enough volume.
 Used pH paper instead of water quality meter
 Check box if used pH paper.

Circle if Applicable:		Signature(s):
MS/MSD	Duplicate ID No.:	<u>SJ Conti</u>



Tetra Tech NUS, Inc.

GROUNDWATER SAMPLE LOG SHEET

Page 1 of 1

Project Site Name: **BETHPAGE OU-2 OFFSITE GW** Sample ID No.: BP-VPB132-GW- 401
 Project No.: **112G00622** Sample Location: VPB-132
PRE-DESIGN FIELD INVES Sampled By: SJC

Domestic Well Data C.O.C. No.: 1108
 Monitoring Well Data Type of Sample:
 Other Well Type: Vertical Profile Boring Low Concentration
 QA Sample Type: _____ High Concentration

SAMPLING DATA:									TDS
Date:	<u>2/1/12</u>	Color	pH	S.C.	Temp.	Turbidity	DO	ORP	Other
Time:	<u>1000</u>	Visual	Standard	mS/cm	Degrees C	NTU	mg/l	mV	NA
Method:	<u>Hydropunch</u>	<u>LT. GRAY</u>	<u>5.48</u>	<u>293</u>	<u>14.27</u>	<u>96</u>	<u>NA</u>	<u>21</u>	<u>.190</u>

PURGE DATA:									
Date:	<u>NA</u>								
Method:	<u>NA</u>								
Monitor Reading (ppm):									
Well Casing Diameter & Material									
Type:									
Total Well Depth (TD):									
Static Water Level (WL):									
One Casing Volume(gal/L):									
Start Purge (hrs):									
End Purge (hrs):									
Total Purge Time (min):									
Total Vol. Purged (gal/L):									

SAMPLE COLLECTION INFORMATION: Strike thru analysis not required			
Analysis	Preservative	Container Requirements	Collected
VOCs	HCL/4 DEG C	<u>2- 40ml Glass Vials</u>	<input checked="" type="checkbox"/>
TOC	4 DEG C	4 or 8 oz. Glass Jar	

OBSERVATIONS / NOTES:
 2" MW = 0.163 gal/ft
 Sample taken at discreet intervals using a hydropunch sampler unless otherwise noted.

Not enough volume for water quality parameters
 Check box if not enough volume.

Used pH paper instead of water quality meter
 Check box if used pH paper.

Circle if Applicable:		Signature(s):
MS/MSD	Duplicate ID No.:	



Tetra Tech NUS, Inc.

GROUNDWATER SAMPLE LOG SHEET

Page 1 of 1

Project Site Name: **BETHPAGE OU-2 OFFSITE GW** Sample ID No.: BP-VPB132-GW- 421
 Project No.: **112G00622** Sample Location: VPB-132
PRE-DESIGN FIELD INVES Sampled By: SJC

Domestic Well Data C.O.C. No.: 1108
 Monitoring Well Data Type of Sample:
 Other Well Type: Vertical Profile Boring Low Concentration
 QA Sample Type: _____ High Concentration

SAMPLING DATA:									TDS
Date:	<u>2 / 1 / 12</u>	Color	pH	S.C.	Temp.	Turbidity	DO	ORP	Other
Time:	<u>1230</u>	Visual	Standard	mS/cm	Degrees C	NTU	mg/l	mV	NA
Method:	<u>Hydropunch</u>	<u>CLEAR</u>	<u>5.52</u>	<u>206</u>	<u>16.33</u>	<u>72</u>	<u>6.80</u>	<u>103</u>	<u>134</u>
PURGE DATA: <u>TO LTGRAY</u>									<u>9/L</u>

Date:	<u>NA</u>								
Method:	<u>NA</u>								
Monitor Reading (ppm):									
Well Casing Diameter & Material									
Type:									
Total Well Depth (TD):									
Static Water Level (WL):									
One Casing Volume(gal/L):									
Start Purge (hrs):									
End Purge (hrs):									
Total Purge Time (min):									
Total Vol. Purged (gal/L):									

SAMPLE COLLECTION INFORMATION: Strike thru analysis not required			
Analysis	Preservative	Container Requirements	Collected
VOCs	<u>HCL/4 DEG C</u>	<u>2-40ml Glass Vials</u>	<input checked="" type="checkbox"/>
TOC	<u>4 DEG C</u>	<u>4 or 8 oz. Glass Jar</u>	

OBSERVATIONS / NOTES:
 2" MW = 0.163 gal/ft

Sample taken at discreet intervals using a hydropunch sampler unless otherwise noted.

Not enough volume for water quality parameters
 Check box if not enough volume.

Used pH paper instead of water quality meter
 Check box if used pH paper.

Circle if Applicable:		Signature(s):
MS/MSD	Duplicate ID No.:	<u>SJC</u>



Tetra Tech NUS, Inc.

GROUNDWATER SAMPLE LOG SHEET

Page 1 of 1

Project Site Name:	BETHPAGE OU-2 OFFSITE GW	Sample ID No.:	BP-VPB132-GW-441
Project No.:	112G00622	Sample Location:	VPB-132
	PRE-DESIGN FIELD INVES	Sampled By:	SJC
<input type="checkbox"/> Domestic Well Data <input type="checkbox"/> Monitoring Well Data <input checked="" type="checkbox"/> Other Well Type: <u>Vertical Profile Boring</u> <input type="checkbox"/> QA Sample Type: _____		C.O.C. No.: <u>1108</u> Type of Sample: <input checked="" type="checkbox"/> Low Concentration <input type="checkbox"/> High Concentration	

SAMPLING DATA:									TDS
Date:	<u>2/1/12</u>	Color	pH	S.C.	Temp.	Turbidity	DO	ORP	Other
Time:	<u>1415</u>	Visual	Standard	mS/cm	Degrees C	NTU	mg/l	mV	NA
Method:	Hydropunch	<u>CLEAR</u>	<u>5.70</u>	<u>185</u>	<u>17.08</u>	<u>92</u>	<u>6.10</u>	<u>71</u>	<u>120</u>

PURGE DATA:									TDS
Date:	NA								
Method:	NA								
Monitor Reading (ppm):									
Well Casing Diameter & Material									
Type:									
Total Well Depth (TD):									
Static Water Level (WL):									
One Casing Volume(gal/L):									
Start Purge (hrs):									
End Purge (hrs):									
Total Purge Time (min):									
Total Vol. Purged (gal/L):									

SAMPLE COLLECTION INFORMATION: Strike thru analysis not required			
Analysis	Preservative	Container Requirements	Collected
VOCs	HCL/4 DEG C	2-40ml Glass Vials	<input checked="" type="checkbox"/>
TOC	4 DEG C	4 or 8 oz. Glass Jar	<input type="checkbox"/>

OBSERVATIONS / NOTES:
 2" MWV = 0.163 gal/ft

Sample taken at discreet intervals using a hydropunch sampler unless otherwise noted.

Not enough volume for water quality parameters
 Check box if not enough volume.

Used pH paper instead of water quality meter
 Check box if used pH paper.

Circle if Applicable:		Signature(s): <i>SJC</i>
MS/MSD	Duplicate ID No.:	



Tetra Tech NUS, Inc.

GROUNDWATER SAMPLE LOG SHEET

Page 1 of 1

Project Site Name: **BETHPAGE OU-2 OFFSITE GW** Sample ID No.: BP-VPB132-GW-461
 Project No.: **112G00622** Sample Location: VPB-132
PRE-DESIGN FIELD INVES Sampled By: SJC

Domestic Well Data C.O.C. No.: 1108
 Monitoring Well Data Type of Sample:
 Other Well Type: Vertical Profile Boring Low Concentration
 QA Sample Type: High Concentration

SAMPLING DATA:									
Date:	Color	pH	S.C.	Temp.	Turbidity	DO	ORP	Other	
Time:	Visual	Standard	mS/cm	Degrees C	NTU	mg/l	mV	NA	
<u>2/2/12</u>	<u>GRAY</u>	<u>5-6</u>	<u>-</u>	<u>-</u>	<u>>1000</u>	<u>-</u>	<u>-</u>	<u>-</u>	
<u>0940</u>									
Method:	<u>Hydropunch</u>								

PURGE DATA:									
Date:	<u>NA</u>								
Method:	<u>NA</u>								
Monitor Reading (ppm):									
Well Casing Diameter & Material									
Type:									
Total Well Depth (TD):									
Static Water Level (WL):									
One Casing Volume(gal/L):									
Start Purge (hrs):									
End Purge (hrs):									
Total Purge Time (min):									
Total Vol. Purged (gal/L):									

SAMPLE COLLECTION INFORMATION: Strike thru analysis not required			
Analysis	Preservative	Container Requirements	Collected
VOCs	<u>HCL/4 DEG C</u>	<u>2-40ml Glass Vials</u>	<input checked="" type="checkbox"/>
TOC	<u>4 DEG C</u>	<u>4 or 8 oz. Glass Jar</u>	

OBSERVATIONS / NOTES:
 2" MW = 0.163 gal/ft

Sample taken at discreet intervals using a hydropunch sampler unless otherwise noted. **TRACE CLAY ON H.P. SCREEN.**

Not enough volume for water quality parameters
 Check box if not enough volume.

Used pH paper instead of water quality meter
 Check box if used pH paper.

Circle if Applicable:		Signature(s):
MS/MSD	Duplicate ID No.:	<u>SJC Conte</u>



Tetra Tech NUS, Inc.

GROUNDWATER SAMPLE LOG SHEET

Project Site Name: **BETHPAGE OU-2 OFFSITE GW**
Project No.: **112G00622**
PRE-DESIGN FIELD INVES

Sample ID No.: **BP-VPB132-GW-481**
Sample Location: **VPB-132**
Sampled By: **SJC**

- Domestic Well Data
- Monitoring Well Data
- Other Well Type: Vertical Profile Boring
- QA Sample Type: _____

C.O.C. No.: **1108**
Type of Sample:
 Low Concentration
 High Concentration

SAMPLING DATA:

Date:	Color	pH	S.C.	Temp.	Turbidity	DO	ORP	TDS
Time:	Visual	Standard	mS/cm	Degrees C	NTU	mg/l	mV	Other
2 / 2 / 12	LT GRAY	5.83	105	14.51	118	12.83	76	0.068

PURGE DATA:

Date:	NA							
Method:	NA							
Monitor Reading (ppm):								
Well Casing Diameter & Material								
Type:								
Total Well Depth (TD):								
Static Water Level (WL):								
One Casing Volume(gal/L):								
Start Purge (hrs):								
End Purge (hrs):								
Total Purge Time (min):								
Total Vol. Purged (gal/L):								

SAMPLE COLLECTION INFORMATION: Strike thru analysis not required

Analysis	Preservative	Container Requirements	Collected
VOCs	HCL/4 DEG C	2- 40ml Glass Vials	<input checked="" type="checkbox"/>
TOC	4 DEG C	4 or 8 oz. Glass Jar	<input type="checkbox"/>

OBSERVATIONS / NOTES:

2" MW = 0.163 gal/ft

Sample taken at discreet intervals using a hydropunch sampler unless otherwise noted.

Not enough volume for water quality parameters
Check box if not enough volume.

Used pH paper instead of water quality meter
Check box if used pH paper.

Circle if Applicable:		Signature(s):
MS/MSD	Duplicate ID No.:	<i>SJC</i>



Tetra Tech NUS, Inc.

GROUNDWATER SAMPLE LOG SHEET

Page 1 of 1

Project Site Name: **BETHPAGE OU-2 OFFSITE GW**
 Project No.: **112G00622**
PRE-DESIGN FIELD INVES

Sample ID No.: **BP-VPB132-GW-501**
 Sample Location: **VPB-132**
 Sampled By: **SJC**

Domestic Well Data
 Monitoring Well Data
 Other Well Type: Vertical Profile Boring
 QA Sample Type: _____

C.O.C. No.: 1108
 Type of Sample:
 Low Concentration
 High Concentration

SAMPLING DATA: TDS

Date: <u>2/2/12</u>	Color	pH	S.C.	Temp.	Turbidity	DO	ORP	Other
Time: <u>1435</u>	Visual	Standard	mS/cm	Degrees C	NTU	mg/l	mV	NA
Method: <u>Hydropunch</u>	<u>LT GRAY</u>	<u>5.90</u>	<u>-0.72</u>	<u>11.54</u>	<u>92</u>	<u>9.44</u>	<u>74</u>	<u>047</u>

PURGE DATA: TO CLEAR HORIBA = 296 NTU -> LaMotte 9L

Date: <u>NA</u>								
Method: <u>NA</u>								
Monitor Reading (ppm):								
Well Casing Diameter & Material								
Type:								
Total Well Depth (TD):								
Static Water Level (WL):								
One Casing Volume(gal/L):								
Start Purge (hrs):								
End Purge (hrs):								
Total Purge Time (min):								
Total Vol. Purged (gal/L):								

SAMPLE COLLECTION INFORMATION: Strike thru analysis not required

Analysis	Preservative	Container Requirements	Collected
VOCs	HCL/4 DEG C	2-40ml Glass Vials	<input checked="" type="checkbox"/>
TOC	4 DEG C	4 or 8 oz. Glass Jar	<input type="checkbox"/>

OBSERVATIONS / NOTES:

2" MW = 0.163 gal/ft

Sample taken at discreet intervals using a hydropunch sampler unless otherwise noted.

Not enough volume for water quality parameters
 Check box if not enough volume.

Used pH paper instead of water quality meter
 Check box if used pH paper.

Circle if Applicable: _____ Signature(s): SJC Conti

MS/MSD	Duplicate ID No.:	
--------	-------------------	--



Tetra Tech NUS, Inc.

GROUNDWATER SAMPLE LOG SHEET

Page 1 of 1

Project Site Name: **BETHPAGE OU-2 OFFSITE GW**
 Project No.: **112G00622**
PRE-DESIGN FIELD INVES

Sample ID No.: **BP-VPB132-GW-521**
 Sample Location: **VPB-132**
 Sampled By: **SJC**

Domestic Well Data
 Monitoring Well Data
 Other Well Type: Vertical Profile Boring
 QA Sample Type: _____

C.O.C. No.: 1109
 Type of Sample:
 Low Concentration
 High Concentration

SAMPLING DATA:

Date:	<u>2/3/12</u>	Color	pH	S.C.	Temp.	Turbidity	DO	ORP	Other
Time:	<u>1120</u>	Visual	Standard	mS/cm	Degrees C	NTU	mg/l	mV	NA
Method:	Hydropunch	<u>LTGRAY</u>	<u>5.36</u>	—	—	—	—	—	—

PURGE DATA:

Date:	NA								
Method:	NA								
Monitor Reading (ppm):									
Well Casing Diameter & Material									
Type:									
Total Well Depth (TD):									
Static Water Level (WL):									
One Casing Volume(gal/L):									
Start Purge (hrs):									
End Purge (hrs):									
Total Purge Time (min):									
Total Vol. Purged (gal/L):									

SAMPLE COLLECTION INFORMATION: Strike thru analysis not required

Analysis	Preservative	Container Requirements	Collected
VOCs	HCL/4 DEG C	<u>2-40ml Glass Vials</u>	<input checked="" type="checkbox"/>
TOC	4 DEG C	4 or 8 oz. Glass Jar	<input type="checkbox"/>
			<input type="checkbox"/>
			<input type="checkbox"/>
			<input type="checkbox"/>
			<input type="checkbox"/>
			<input type="checkbox"/>
			<input type="checkbox"/>

OBSERVATIONS / NOTES:

2" MW = 0.163 gal/ft

Sample taken at discreet intervals using a hydropunch sampler unless otherwise noted.

Not enough volume for water quality parameters
 Check box if not enough volume.

Used pH paper instead of water quality meter
 Check box if used pH paper.

Circle if Applicable: _____ Signature(s): J. Conte

MS/MSD	Duplicate ID No.:
--------	-------------------



Tetra Tech NUS, Inc.

GROUNDWATER SAMPLE LOG SHEET

Page 1 of 1

Project Site Name: **BETHPAGE OU-2 OFFSITE GW**
 Project No.: **112G00622**
PRE-DESIGN FIELD INVES

Sample ID No.: **BP-VPB132-GW-541**
 Sample Location: **VPB-132**
 Sampled By: **SJC**

Domestic Well Data
 Monitoring Well Data
 Other Well Type: Vertical Profile Boring
 QA Sample Type: _____

C.O.C. No.: 1109
 Type of Sample:
 Low Concentration
 High Concentration

SAMPLING DATA: TDS

Date:	2/6/12	Color	pH	S.C.	Temp.	Turbidity	DO	ORP	Other
Time:	1210	Visual	Standard	mS/cm	Degrees C	NTU	mg/l	mV	NA
Method:	Hydropunch	LT GRAY	6.00	108	11.78	890	7.28	-11	070

PURGE DATA: (LaMotte) 91L

Date:	NA								
Method:	NA								
Monitor Reading (ppm):									
Well Casing Diameter & Material									
Type:									
Total Well Depth (TD):									
Static Water Level (WL):									
One Casing Volume(gal/L):									
Start Purge (hrs):									
End Purge (hrs):									
Total Purge Time (min):									
Total Vol. Purged (gal/L):									

SAMPLE COLLECTION INFORMATION: Strike thru analysis not required

Analysis	Preservative	Container Requirements	Collected
VOCs	HCL/4 DEG C	2-40ml Glass Vials	<input checked="" type="checkbox"/>
TOC	4 DEG C	4 or 8 oz. Glass Jar	<input type="checkbox"/>

OBSERVATIONS / NOTES:

2" MW = 0.163 gal/ft

Sample taken at discreet intervals using a hydropunch sampler unless otherwise noted.

Not enough volume for water quality parameters
 Check box if not enough volume.

Used pH paper instead of water quality meter
 Check box if used pH paper.

Circle if Applicable:		Signature(s):
MS/MSD	Duplicate ID No.:	<i>SJC</i>



Tetra Tech NUS, Inc.

GROUNDWATER SAMPLE LOG SHEET

Page 1 of 1

Project Site Name: **BETHPAGE OU-2 OFFSITE GW**
Project No.: **112G00622**
PRE-DESIGN FIELD INVES

Sample ID No.: **BP-VPB132-GW-561**
Sample Location: **VPB-132**
Sampled By: **SJC**

Domestic Well Data
 Monitoring Well Data
 Other Well Type: Vertical Profile Boring
 QA Sample Type: _____

C.O.C. No.: 1109
Type of Sample:
 Low Concentration
 High Concentration

SAMPLING DATA:

Date:	<u>2/6/12</u>	Color	pH	S.C.	Temp.	Turbidity	DO	ORP	Other
Time:	<u>1400</u>	Visual	Standard	mS/cm	Degrees C	NTU	mg/l	mV	NA
Method:	Hydropunch	<u>GRAY</u>	<u>5-6</u>	—	—	<u>>1000</u>	—	—	—

PURGE DATA:

Date:	NA								
Method:	NA								
Monitor Reading (ppm):									
Well Casing Diameter & Material Type:									
Total Well Depth (TD):									
Static Water Level (WL):									
One Casing Volume(gal/L):									
Start Purge (hrs):									
End Purge (hrs):									
Total Purge Time (min):									
Total Vol. Purged (gal/L):									

SAMPLE COLLECTION INFORMATION: Strike thru analysis not required

Analysis	Preservative	Container Requirements	Collected
VOCs	HCL/4 DEG C	1 x 40ml Glass Vials	✓
TOC	4 DEG C	4 or 8 oz. Glass Jar	

OBSERVATIONS / NOTES:

2" MW = 0.163 gal/ft

Sample taken at discreet intervals using a hydropunch sampler unless otherwise noted.

Not enough volume for water quality parameters
Check box if not enough volume.

Used pH paper instead of water quality meter
Check box if used pH paper.

ONLY 1 VIAL COLLECTED
SANDY CLAY ON H.P.
SCREEN, WHICH WAS
OPEN ~ 12" EXPOSED.

Circle if Applicable:

MS/MSD

Duplicate ID No.:

Signature(s):

SJC



Tetra Tech NUS, Inc.

GROUNDWATER SAMPLE LOG SHEET

Page 1 of 1

Project Site Name: **BETHPAGE OU-2 OFFSITE GW**
 Project No.: **112G00622**
PRE-DESIGN FIELD INVES

Sample ID No.: **BP-VPB132-GW-581**
 Sample Location: **VPB-132**
 Sampled By: **SJC**

Domestic Well Data
 Monitoring Well Data
 Other Well Type: Vertical Profile Boring
 QA Sample Type: _____

C.O.C. No.: 1109
 Type of Sample:
 Low Concentration
 High Concentration

SAMPLING DATA:

Date:	Color	pH	S.C.	Temp.	Turbidity	DO	ORP	Other
Time:	Visual	Standard	mS/cm	Degrees C	NTU	mg/l	mV	NA
2/7/12	GRAY	5.93	0.85	13.93	>1000	8.24	3	TDS 0.055

PURGE DATA:

Date:	Color	pH	S.C.	Temp.	Turbidity	DO	ORP	Other
NA	LT.							g/L
Method:								
Monitor Reading (ppm):								
Well Casing Diameter & Material								
Type:								
Total Well Depth (TD):								
Static Water Level (WL):								
One Casing Volume(gal/L):								
Start Purge (hrs):								
End Purge (hrs):								
Total Purge Time (min):								
Total Vol. Purged (gal/L):								

SAMPLE COLLECTION INFORMATION: Strike thru analysis not required

Analysis	Preservative	Container Requirements	Collected
VOCs	HCL/4 DEG C	(1) 2- 40ml Glass Vials	✓
TOC	4 DEG C	4 or 8 oz. Glass Jar	
VOC ^s	4°C	(1)	✓

OBSERVATIONS / NOTES:

2" MW = 0.163 gal/ft
 Sample taken at discreet intervals using a hydropunch sampler unless otherwise noted.

Not enough volume for water quality parameters
 Check box if not enough volume.

Used pH paper instead of water quality meter
 Check box if used pH paper.

Circle if Applicable:

MS/MSD	Duplicate ID No.:
--------	-------------------

Signature(s):

SJC



Tetra Tech NUS, Inc.

GROUNDWATER SAMPLE LOG SHEET

Page 1 of 1

Project Site Name: **BETHPAGE OU-2 OFFSITE GW**
 Project No.: **112G00622**
PRE-DESIGN FIELD INVES

Sample ID No.: **BP-VPB132-GW-601**
 Sample Location: **VPB-132**
 Sampled By: **SJC**

Domestic Well Data
 Monitoring Well Data
 Other Well Type: Vertical Profile Boring
 QA Sample Type: _____

C.O.C. No.: 1109
 Type of Sample:
 Low Concentration
 High Concentration

SAMPLING DATA:									TDS
Date:	<u>2/7/12</u>	Color	pH	S.C.	Temp.	Turbidity	DO	ORP	Other
Time:	<u>1215</u>	Visual	Standard	mS/cm	Degrees C	NTU	mg/l	mV	NA
Method:	<u>Hydropunch</u>	<u>LTGRAY</u>	<u>5.93</u>	<u>0.055</u>	<u>15.37</u>	<u>125</u>	<u>10.54</u>	<u>76</u>	<u>036</u>

PURGE DATA:									S/L
Date:	<u>NA</u>								
Method:	<u>NA</u>								
Monitor Reading (ppm):									
Well Casing Diameter & Material Type:									
Total Well Depth (TD):									
Static Water Level (WL):									
One Casing Volume(gal/L):									
Start Purge (hrs):									
End Purge (hrs):									
Total Purge Time (min):									
Total Vol. Purged (gal/L):									

SAMPLE COLLECTION INFORMATION: Strike thru analysis not required			
Analysis	Preservative	Container Requirements	Collected
VOCs	HCL/4 DEG C	<input checked="" type="checkbox"/> 40ml Glass Vials	<input checked="" type="checkbox"/>
TOC	4 DEG C	4 or 8 oz. Glass Jar	
VOC ^s	4°C	<input checked="" type="checkbox"/> 40ml	<input checked="" type="checkbox"/>

OBSERVATIONS / NOTES:
 2" MW = 0.163 gal/ft
 Sample taken at discreet intervals using a hydropunch sampler unless otherwise noted.
 Not enough volume for water quality parameters
 Check box if not enough volume.
 Used pH paper instead of water quality meter
 Check box if used pH paper.

Circle if Applicable:		Signature(s): <i>SJC</i>
MS/MSD	Duplicate ID No.:	



Tetra Tech NUS, Inc.

GROUNDWATER SAMPLE LOG SHEET

Page 1 of 1

Project Site Name: BETHPAGE OU-2 OFFSITE GW
 Project No.: 112G00622
PRE-DESIGN FIELD INVES

Sample ID No.: BP-VPB132-GW- 621
 Sample Location: VPB-132
 Sampled By: SJC

Domestic Well Data
 Monitoring Well Data
 Other Well Type: Vertical Profile Boring
 QA Sample Type: _____

C.O.C. No.: NA
 Type of Sample:
 Low Concentration
 High Concentration

SAMPLING DATA:

Date:	<u>2 / 7 / 12</u>	Color	pH	S.C.	Temp.	Turbidity	DO	ORP	Other
Time:	<u>1500</u>	Visual	Standard	mS/cm	Degrees C	NTU	mg/l	mV	NA
Method:	<u>Hydropunch</u>	<u>GRAY</u>	—	—	—	—	—	—	—

PURGE DATA:

Date:	<u>NA</u>								
Method:	<u>NA</u>								
Monitor Reading (ppm):									
Well Casing Diameter & Material									
Type:									
Total Well Depth (TD):									
Static Water Level (WL):									
One Casing Volume(gal/L):									
Start Purge (hrs):									
End Purge (hrs):									
Total Purge Time (min):									
Total Vol. Purged (gal/L):									

SAMPLE COLLECTION INFORMATION: Strike thru analysis not required

Analysis	Preservative	Container Requirements	Collected
VOCs	<u>HCL/4 DEG C</u>	<u>2- 40ml Glass Vials</u>	
TOC	<u>4 DEG C</u>	<u>4 or 8 oz. Glass Jar</u>	

OBSERVATIONS / NOTES:

2" MW = 0.163 gal/ft

Sample taken at discreet intervals using a hydropunch sampler unless otherwise noted.

Not enough volume for water quality parameters
 Check box if not enough volume.

Used pH paper instead of water quality meter
 Check box if used pH paper.

SANDY
NO SAMPLE - CLAY
ON SCREEN - EXPOSED
SCREEN ONLY 5" DUE
TO CLAY?

Circle if Applicable:

<input type="checkbox"/> MS/MSD	Duplicate ID No.:
---------------------------------	-------------------

Signature(s):

SJC



Tetra Tech NUS, Inc.

GROUNDWATER SAMPLE LOG SHEET

Page 1 of 1

Project Site Name: **BETHPAGE OU-2 OFFSITE GW**
 Project No.: **112G00622**
PRE-DESIGN FIELD INVES

Sample ID No.: **BP-VPB132-GW- 641**
 Sample Location: **VPB-132**
 Sampled By: **SJC**

Domestic Well Data
 Monitoring Well Data
 Other Well Type: Vertical Profile Boring
 QA Sample Type: _____

C.O.C. No.: 1110
 Type of Sample:
 Low Concentration
 High Concentration

SAMPLING DATA:									TDS
Date:	<u>2/8/12</u>	Color	pH	S.C.	Temp.	Turbidity	DO	ORP	Other
Time:	<u>1000</u>	Visual	Standard	mS/cm	Degrees C	NTU	mg/l	mV	NA
Method:	<u>Hydropunch</u>	<u>GRAY</u>	<u>6.37</u>	<u>225</u>	<u>9.88</u>		<u>8.25</u>	<u>-105</u>	<u>-146</u>

PURGE DATA:									
Date:	<u>NA</u>								
Method:	<u>NA</u>								
Monitor Reading (ppm):									
Well Casing Diameter & Material Type:									
Total Well Depth (TD):									
Static Water Level (WL):									
One Casing Volume(gal/L):									
Start Purge (hrs):									
End Purge (hrs):									
Total Purge Time (min):									
Total Vol. Purged (gal/L):									

SAMPLE COLLECTION INFORMATION: Strike thru analysis not required			
Analysis	Preservative	Container Requirements	Collected
VOCs	<u>HCL/4 DEG C</u>	<u>2 40ml Glass Vials</u>	<input checked="" type="checkbox"/>
TOC	<u>4 DEG C</u>	<u>4 or 8 oz. Glass Jar</u>	<input checked="" type="checkbox"/>
<u>VOCs</u>	<u>4DEGC</u>	<u>1</u>	<input checked="" type="checkbox"/>

OBSERVATIONS / NOTES:
 2" MW = 0.163 gal/ft
 Sample taken at discreet intervals using a hydropunch sampler unless otherwise noted.
 Not enough volume for water quality parameters
 Check box if not enough volume.
 Used pH paper instead of water quality meter
 Check box if used pH paper.

CLEAN SAND ON SCREEN.

Circle if Applicable: MS/MSD Duplicate ID No.: _____ Signature(s): [Signature]



Tetra Tech NUS, Inc.

GROUNDWATER SAMPLE LOG SHEET

Page 1 of 1

Project Site Name: **BETHPAGE OU-2 OFFSITE GW**
 Project No.: **112G00622**
PRE-DESIGN FIELD INVES

Sample ID No.: **BP-VPB132-GW-0601**
 Sample Location: **VPB-132**
 Sampled By: **SJC**

Domestic Well Data
 Monitoring Well Data
 Other Well Type: Vertical Profile Boring
 QA Sample Type: _____

C.O.C. No.: 1110
 Type of Sample:
 Low Concentration
 High Concentration

SAMPLING DATA:

Date: <u>2/8/12</u>	Color	pH	S.C.	Temp.	Turbidity	DO	ORP	Other
Time: <u>1205</u>	Visual	Standard	mS/cm	Degrees C	NTU	mg/l	mV	NA
Method: <u>Hydropunch</u>	—	—	—	—	—	—	—	—

PURGE DATA:

Date: <u>NA</u>								
Method: <u>NA</u>								
Monitor Reading (ppm):								
Well Casing Diameter & Material								
Type:								
Total Well Depth (TD):								
Static Water Level (WL):								
One Casing Volume(gal/L):								
Start Purge (hrs):								
End Purge (hrs):								
Total Purge Time (min):								
Total Vol. Purged (gal/L):								

SAMPLE COLLECTION INFORMATION: Strike thru analysis not required

Analysis	Preservative	Container Requirements	Collected
VOCs	HCL/4 DEG C	2- 40ml Glass Vials	NO
TOC	4 DEG C	4 or 8 oz. Glass Jar	

OBSERVATIONS / NOTES:

2" MW = 0.163 gal/ft

Sample taken at discreet intervals using a hydropunch sampler unless otherwise noted.

Not enough volume for water quality parameters
 Check box if not enough volume.

Used pH paper instead of water quality meter
 Check box if used pH paper.

NO SAMPLE - SCREEN WAS EXPOSED ONLY 4" AND BOTTOM PORTION WAS COVERED W/ CLAYEY SAND

Circle if Applicable:		Signature(s):
MS/MSD	Duplicate ID No.:	<i>SJC</i>



Tetra Tech NUS, Inc.

GROUNDWATER SAMPLE LOG SHEET

Page 1 of 1

Project Site Name: **BETHPAGE OU-2 OFFSITE GW**
 Project No.: **112G00622**
PRE-DESIGN FIELD INVES

Sample ID No.: **BP-VPB132-GW- 681**
 Sample Location: **VPB-132**
 Sampled By: **SJC**

Domestic Well Data
 Monitoring Well Data
 Other Well Type: Vertical Profile Boring
 QA Sample Type: _____

C.O.C. No.: 1110
 Type of Sample:
 Low Concentration
 High Concentration

SAMPLING DATA:

Date:	<u>2/8/12</u>	Color	pH	S.C.	Temp.	Turbidity	DO	ORP	Other
Time:	<u>1435</u>	Visual	Standard	mS/cm	Degrees C	NTU	mg/l	mV	NA
Method:	<u>Hydropunch</u>	<u>GRAY</u>	<u>5-6</u>	<u>-</u>	<u>-</u>	<u>>1000</u>	<u>-</u>	<u>-</u>	<u>-</u>

PURGE DATA:

Date:	<u>NA</u>								
Method:	<u>NA</u>								
Monitor Reading (ppm):									
Well Casing Diameter & Material									
Type:									
Total Well Depth (TD):									
Static Water Level (WL):									
One Casing Volume(gal/L):									
Start Purge (hrs):									
End Purge (hrs):									
Total Purge Time (min):									
Total Vol. Purged (gal/L):									

SAMPLE COLLECTION INFORMATION: Strike thru analysis not required

Analysis	Preservative	Container Requirements	Collected
VOCs	<u>HCL/4 DEG C</u>	<u>2- 40ml Glass Vials</u>	
TOC	<u>4 DEG C</u>	<u>4 or 8 oz. Glass Jar</u>	
<u>T VOCs</u>	<u>4°C</u>	<u>1-40 ml</u>	<input checked="" type="checkbox"/>

OBSERVATIONS / NOTES:

2" MW = 0.163 gal/ft

Sample taken at discreet intervals using a hydropunch sampler unless otherwise noted.

Not enough volume for water quality parameters
 Check box if not enough volume.

Used pH paper instead of water quality meter
 Check box if used pH paper.

ONLY 1 VIAL - SCREEN WAS EXPOSED ~ 12" - NO CLAY ON SCREEN - BUT HIGH SILT CONTENT

Circle if Applicable:

MS/MSD	Duplicate ID No.:
--------	-------------------

Signature(s):

SJC Conte



Tetra Tech NUS, Inc.

GROUNDWATER SAMPLE LOG SHEET

Page 1 of 1

Project Site Name: **BETHPAGE OU-2 OFFSITE GW** Sample ID No.: **BP-VPB132-GW-701**
 Project No.: **112G00622** Sample Location: **VPB-132**
PRE-DESIGN FIELD INVES Sampled By: **SJC**

Domestic Well Data C.O.C. No.: **1110**
 Monitoring Well Data Type of Sample:
 Other Well Type: Vertical Profile Boring Low Concentration
 QA Sample Type: _____ High Concentration

SAMPLING DATA:									
Date:	2/9/12	Color	pH	S.C.	Temp.	Turbidity	DO	ORP	Other
Time:	1010	Visual	Standard	mS/cm	Degrees C	NTU	mg/l	mV	NA
Method:	Hydropunch	GRAY	6.33	-0.74	9.98	800	NA	-36	048

PURGE DATA:									
Date:	NA								
Method:	NA								
Monitor Reading (ppm):									
Well Casing Diameter & Material									
Type:									
Total Well Depth (TD):									
Static Water Level (WL):									
One Casing Volume(gal/L):									
Start Purge (hrs):									
End Purge (hrs):									
Total Purge Time (min):									
Total Vol. Purged (gal/L):									

SAMPLE COLLECTION INFORMATION: Strike thru analysis not required			
Analysis	Preservative	Container Requirements	Collected
VOCs	HCL/4 DEG C	1 4- 40ml Glass Vials	✓
TOC	4 DEG C	4 or 8 oz. Glass Jar	
VOCs	4°C	1-40ml	✓

OBSERVATIONS / NOTES:
 2" MW = 0.163 gal/ft

Sample taken at discreet intervals using a hydropunch sampler unless otherwise noted.

Not enough volume for water quality parameters Check box if not enough volume.

Used pH paper instead of water quality meter Check box if used pH paper.

GOOD SAMPLE.
GRAY

Circle if Applicable:		Signature(s):
MS/MSD	Duplicate ID No.:	<i>SJC</i>



Tetra Tech NUS, Inc.

GROUNDWATER SAMPLE LOG SHEET

Page 1 of 1

Project Site Name: **BETHPAGE OU-2 OFFSITE GW**
 Project No.: **112G00622**
PRE-DESIGN FIELD INVES

Sample ID No.: **BP-VPB132-GW-721**
 Sample Location: **VPB-132**
 Sampled By: **SJC**

Domestic Well Data
 Monitoring Well Data
 Other Well Type: Vertical Profile Boring
 QA Sample Type: _____

C.O.C. No.: 1110
 Type of Sample:
 Low Concentration
 High Concentration

SAMPLING DATA:

Date:	<u>2/9/12</u>	Color	pH	S.C.	Temp.	Turbidity	DO	ORP	Other
Time:	<u>1:30</u>	Visual	Standard	ms/cm	Degrees C	NTU	mg/l	mV	NA
Method:	Hydropunch	<u>GRAY</u>	<u>5.6</u>	—	—	<u>>1000</u>	—	—	—

PURGE DATA:

Date:	NA								
Method:	NA								
Monitor Reading (ppm):									
Well Casing Diameter & Material									
Type:									
Total Well Depth (TD):									
Static Water Level (WL):									
One Casing Volume(gal/L):									
Start Purge (hrs):									
End Purge (hrs):									
Total Purge Time (min):									
Total Vol. Purged (gal/L):									

SAMPLE COLLECTION INFORMATION: Strike thru analysis not required

Analysis	Preservative	Container Requirements	Collected
VOCs	HCL/4 DEG C	4 40ml Glass Vials	✓
TOC	4 DEG C	4 or 8 oz. Glass Jar	✓
<u>VOCs</u>	<u>4°C</u>	<u>1-40ml</u>	✓

OBSERVATIONS / NOTES:

2" MW = 0.163 gal/ft

Sample taken at discreet intervals using a hydropunch sampler unless otherwise noted.

Not enough volume for water quality parameters
 Check box if not enough volume.

Used pH paper instead of water quality meter
 Check box if used pH paper.

SCREEN OPEN
 NO CLAY
 2 VIALS ONLY

Circle if Applicable:

MS/MSD

Duplicate ID No.:

Signature(s):

SJC



Tetra Tech NUS, Inc.

GROUNDWATER SAMPLE LOG SHEET

Page 1 of 1

Project Site Name: BETHPAGE OU-2 OFFSITE GW
 Project No.: 112G00622
PRE-DESIGN FIELD INVES

Sample ID No.: BP-VPB132-GW-741
 Sample Location: VPB-132
 Sampled By: SJC

Domestic Well Data
 Monitoring Well Data
 Other Well Type: Vertical Profile Boring
 QA Sample Type: _____

C.O.C. No.: 1110
 Type of Sample:
 Low Concentration
 High Concentration

SAMPLING DATA:

Date: <u>2/9/12</u>	Color Visual	pH Standard	S.C. mS/cm	Temp. Degrees C	Turbidity NTU	DO mg/l	ORP mV	Other NA
Time: <u>1515</u>	<u>GRAY</u>	<u>5.36</u>	<u>—</u>	<u>—</u>	<u>—</u>	<u>—</u>	<u>—</u>	<u>—</u>
Method: <u>Hydropunch</u>								

PURGE DATA:

Date: <u>NA</u>								
Method: <u>NA</u>								
Monitor Reading (ppm):								
Well Casing Diameter & Material Type:								
Total Well Depth (TD):								
Static Water Level (WL):								
One Casing Volume(gal/L):								
Start Purge (hrs):								
End Purge (hrs):								
Total Purge Time (min):								
Total Vol. Purged (gal/L):								

SAMPLE COLLECTION INFORMATION: Strike thru analysis not required

Analysis	Preservative	Container Requirements	Collected
VOCs	<u>HCL/4 DEG C</u>	<u>2- 40ml Glass Vials</u>	
TOC	<u>4 DEG C</u>	<u>4 or 8 oz. Glass Jar</u> <u>1- 40ml</u>	<input checked="" type="checkbox"/>

OBSERVATIONS / NOTES:

2" MW = 0.163 gal/ft

Sample taken at discreet intervals using a hydropunch sampler unless otherwise noted.

Not enough volume for water quality parameters
 Check box if not enough volume.

Used pH paper instead of water quality meter
 Check box if used pH paper.

ONLY 1 VIAL SCREEN EXPOSED ONLY 2" - DUE TO GRAVEL? HP DID NOT STICK. HIGH % OF MUD POSSIBLY IN SAMPLE.

Circle if Applicable:		Signature(s):
<input type="checkbox"/> MS/MSD	Duplicate ID No.:	<u>SJC</u>



Tetra Tech NUS, Inc.

GROUNDWATER SAMPLE LOG SHEET

Page 1 of 1

Project Site Name: **BETHPAGE OU-2 OFFSITE GW**
 Project No.: **112G00622**
PRE-DESIGN FIELD INVES

Sample ID No.: **BP-VPB132-GW-761**
 Sample Location: **VPB-132**
 Sampled By: **SJC**

Domestic Well Data
 Monitoring Well Data
 Other Well Type: Vertical Profile Boring
 QA Sample Type: _____

C.O.C. No.: 1111
 Type of Sample:
 Low Concentration
 High Concentration

SAMPLING DATA:

Date:	<u>2/13/12</u>	Color	pH	S.C.	Temp.	Turbidity	DO	ORP	Other
Time:	<u>1215</u>	Visual	Standard	mS/cm	Degrees C	NTU	mg/l	mV	NA
Method:	<u>Hydropunch</u>	<u>GRAY</u>	<u>5-C</u>	<u>-</u>	<u>-</u>	<u>-</u>	<u>-</u>	<u>-</u>	<u>-</u>

PURGE DATA:

Date:	<u>NA</u>								
Method:	<u>NA</u>								
Monitor Reading (ppm):									
Well Casing Diameter & Material Type:									
Total Well Depth (TD):									
Static Water Level (WL):									
One Casing Volume(gal/L):									
Start Purge (hrs):									
End Purge (hrs):									
Total Purge Time (min):									
Total Vol. Purged (gal/L):									

SAMPLE COLLECTION INFORMATION: Strike thru analysis not required

Analysis	Preservative	Container Requirements	Collected
VOCs	HCL/4 DEG C	2- 40ml Glass Vials	
TOC	4 DEG C	4 or 8 oz. Glass Jar	
<u>VOCs</u>	<u>4°C</u>	<u>1 40ml</u>	<input checked="" type="checkbox"/>

OBSERVATIONS / NOTES:

2" MVW = 0.163 gal/ft

Sample taken at discreet intervals using a hydropunch sampler unless otherwise noted.

Not enough volume for water quality parameters
 Check box if not enough volume.

Used pH paper instead of water quality meter
 Check box if used pH paper.

Circle if Applicable:

MS/MSD

Duplicate ID No.:

Signature(s):

SJC Conte



Tetra Tech NUS, Inc.

GROUNDWATER SAMPLE LOG SHEET

Page 1 of 1

Project Site Name: **BETHPAGE OU-2 OFFSITE GW**
Project No.: **112G00622**
PRE-DESIGN FIELD INVES

Sample ID No.: **BP-VPB132-GW-781**
Sample Location: **VPB-132**
Sampled By: **SJC**

Domestic Well Data
 Monitoring Well Data
 Other Well Type: Vertical Profile Boring
 QA Sample Type: _____

C.O.C. No.: 1111
Type of Sample:
 Low Concentration
 High Concentration

SAMPLING DATA:

Date:	<u>2 / 13 / 12</u>	Color	pH	S.C.	Temp.	Turbidity	DO	ORP	Other
Time:	<u>1450</u>	Visual	Standard	mS/cm	Degrees C	NTU	mg/l	mV	NA
Method:	<u>Hydropunch</u>	<u>GRAY</u>	<u>5-6</u>	<u>—</u>	<u>—</u>	<u>—</u>	<u>—</u>	<u>—</u>	<u>—</u>

PURGE DATA:

Date:	<u>NA</u>								
Method:	<u>NA</u>								
Monitor Reading (ppm):									
Well Casing Diameter & Material									
Type:									
Total Well Depth (TD):									
Static Water Level (WV):									
One Casing Volume(gal/L):									
Start Purge (hrs):									
End Purge (hrs):									
Total Purge Time (min):									
Total Vol. Purged (gal/L):									

SAMPLE COLLECTION INFORMATION: Strike thru analysis not required

Analysis	Preservative	Container Requirements	Collected
VOCs	<u>HCL/4 DEG C</u>	<u>1 40ml Glass Vials</u>	<input checked="" type="checkbox"/>
TOC	<u>4 DEG C</u>	<u>4 or 8 oz. Glass Jar</u>	<input type="checkbox"/>
<u>VOCs</u>	<u>4°C</u>	<u>1 40ml VIAL</u>	<input checked="" type="checkbox"/>

OBSERVATIONS / NOTES:

2" MV = 0.163 gal/ft

Sample taken at discreet intervals using a hydropunch sampler unless otherwise noted.

Not enough volume for water quality parameters
Check box if not enough volume.

Used pH paper instead of water quality meter
Check box if used pH paper.

Circle if Applicable:		Signature(s):
<input type="checkbox"/> MS/MSD	Duplicate ID No.:	<u>SJC</u>



Tetra Tech NUS, Inc.

GROUNDWATER SAMPLE LOG SHEET

Page 1 of 1

Project Site Name: **BETHPAGE OU-2 OFFSITE GW**
 Project No.: **112G00622**
PRE-DESIGN FIELD INVES

Sample ID No.: **BP-VPB132-GW- 801**
 Sample Location: **VPB-132**
 Sampled By: **SJC**

- Domestic Well Data
- Monitoring Well Data
- Other Well Type: Vertical Profile Boring
- QA Sample Type: _____

C.O.C. No.: NA
 Type of Sample:
 Low Concentration
 High Concentration

SAMPLING DATA:

Date:	<u>2/14/12</u>	Color	pH	S.C.	Temp.	Turbidity	DO	ORP	Other
Time:	<u>1015</u>	Visual	Standard	mS/cm	Degrees C	NTU	mg/l	mV	NA
Method:	<u>Hydropunch</u>	---	---	---	---	---	---	---	---

PURGE DATA:

Date:	<u>NA</u>								
Method:	<u>NA</u>								
Monitor Reading (ppm):									
Well Casing Diameter & Material Type:									
Total Well Depth (TD):									
Static Water Level (WL):									
One Casing Volume(gal/L):									
Start Purge (hrs):									
End Purge (hrs):									
Total Purge Time (min):									
Total Vol. Purged (gal/L):									

SAMPLE COLLECTION INFORMATION: Strike thru analysis not required

Analysis	Preservative	Container Requirements	Collected
VOCs	<u>HCL/4 DEG C</u>	<u>2- 40ml Glass Vials</u>	<u>NO</u>
TOC	<u>4 DEG C</u>	<u>4 or 8 oz. Glass Jar</u>	

OBSERVATIONS / NOTES:

2" MW = 0.163 gal/ft

Sample taken at discreet intervals using a hydropunch sampler unless otherwise noted.

Not enough volume for water quality parameters
 Check box if not enough volume.

Used pH paper instead of water quality meter
 Check box if used pH paper.

*NO GW WAS OBTAINED
 IN HP. SCREEN WAS
 ONLY EXPOSED 1" AND
 SPOON FROM 801 → 802
 WAS A V. DENSE SILTY
 FINE SAND - MOIST → WET*

Circle if Applicable:

<input type="checkbox"/> MS/MSD	Duplicate ID No.: _____
---------------------------------	-------------------------

Signature(s):

SJC



Tetra Tech NUS, Inc.

GROUNDWATER SAMPLE LOG SHEET

Page 1 of 1

Project Site Name: **BETHPAGE OU-2 OFFSITE GW**
Project No.: **112G00622**
PRE-DESIGN FIELD INVES

Sample ID No.: **BP-VPB132-GW- 821**
Sample Location: **VPB-132**
Sampled By: **SJC**

Domestic Well Data
 Monitoring Well Data
 Other Well Type: Vertical Profile Boring
 QA Sample Type: _____

C.O.C. No.: 1111
Type of Sample:
 Low Concentration
 High Concentration

SAMPLING DATA:

Date:	<u>2/14/12</u>	Color	pH	S.C.	Temp.	Turbidity	DO	ORP	Other
Time:	<u>1310</u>	Visual	Standard	mS/cm	Degrees C	NTU	mg/l	mV	NA
Method:	<u>Hydropunch</u>	<u>GRAY</u>	<u>5-6</u>	<u>—</u>	<u>—</u>	<u>>1000</u>	<u>—</u>	<u>—</u>	<u>—</u>

PURGE DATA:

Date:	<u>NA</u>								
Method:	<u>NA</u>								
Monitor Reading (ppm):									
Well Casing Diameter & Material Type:									
Total Well Depth (TD):									
Static Water Level (WL):									
One Casing Volume(gal/L):									
Start Purge (hrs):									
End Purge (hrs):									
Total Purge Time (min):									
Total Vol. Purged (gal/L):									

SAMPLE COLLECTION INFORMATION: Strike thru analysis not required

Analysis	Preservative	Container Requirements	Collected
VOCs	<u>HCL/4 DEG C</u>	<u>1 40ml Glass Vials</u>	<input checked="" type="checkbox"/>
TOC	<u>4 DEG C</u>	<u>4 or 8 oz. Glass Jar</u>	<input checked="" type="checkbox"/>
<u>VOCs</u>	<u>4°C</u>	<u>1 - 40ml</u>	<input checked="" type="checkbox"/>

OBSERVATIONS / NOTES:

2" MW = 0.163 gal/ft

Sample taken at discreet intervals using a hydropunch sampler unless otherwise noted.

Not enough volume for water quality parameters
Check box if not enough volume.

Used pH paper instead of water quality meter
Check box if used pH paper.

TURBID SAMPLE - SCREEN EXPOSED 12" - SAND ON SCREEN.

Circle if Applicable:

MS/MSD	Duplicate ID No.:
--------	-------------------

Signature(s): SJC



Tetra Tech NUS, Inc.

GROUNDWATER SAMPLE LOG SHEET

Project Site Name: **BETHPAGE OU-2 OFFSITE GW**
 Project No.: **112G00622**
PRE-DESIGN FIELD INVES

Sample ID No.: **BP-VPB132-GW-841**
 Sample Location: **VPB-132**
 Sampled By: **SJC**

- Domestic Well Data
- Monitoring Well Data
- Other Well Type: Vertical Profile Boring
- QA Sample Type: _____

C.O.C. No.: 1111
 Type of Sample:
 Low Concentration
 High Concentration

SAMPLING DATA:

Date:	<u>2/14/12</u>	Color	pH	S.C.	Temp.	Turbidity	DO	ORP	Other
Time:	<u>1530</u>	Visual	Standard	mS/cm	Degrees C	NTU	mg/l	mV	NA
Method:	<u>Hydropunch</u>								

PURGE DATA:

Date:	<u>NA</u>								
Method:	<u>NA</u>								
Monitor Reading (ppm):									
Well Casing Diameter & Material Type:									
Total Well Depth (TD):									
Static Water Level (WL):									
One Casing Volume(gal/L):									
Start Purge (hrs):									
End Purge (hrs):									
Total Purge Time (min):									
Total Vol. Purged (gal/L):									

SAMPLE COLLECTION INFORMATION: Strike thru analysis not required

Analysis	Preservative	Container Requirements	Collected
VOCs	HCL/4 DEG C	2- 40ml Glass Vials	
TOC	4 DEG C	4 or 8 oz. Glass Jar	

OBSERVATIONS / NOTES:

2" MW = 0.163 gal/ft

Sample taken at discreet intervals using a hydropunch sampler unless otherwise noted.

Not enough volume for water quality parameters
 Check box if not enough volume.

Used pH paper instead of water quality meter
 Check box if used pH paper.

Circle if Applicable:

MS/MSD	Duplicate ID No.:
--------	-------------------

Signature(s):

SJC



Tetra Tech NUS, Inc.

GROUNDWATER SAMPLE LOG SHEET

Page 1 of 1

Project Site Name: BETHPAGE OU-2 OFFSITE GW
 Project No.: 112G00622
PRE-DESIGN FIELD INVES

Sample ID No.: BP-VPB132-GW-861
 Sample Location: VPB-132
 Sampled By: SJC

Domestic Well Data
 Monitoring Well Data
 Other Well Type: Vertical Profile Boring
 QA Sample Type: _____

C.O.C. No.: 1112
 Type of Sample:
 Low Concentration
 High Concentration

SAMPLING DATA:

Date:	<u>2/15/12</u>	Color	pH	S.C.	Temp.	Turbidity	DO	ORP	Other
Time:	<u>1215</u>	Visual	Standard	mS/cm	Degrees C	NTU	mg/l	mV	NA
Method:	Hydropunch	<u>GRAY</u>	<u>5-6</u>	—	—	<u>>1000</u>	—	—	—

PURGE DATA:

Date:	NA								
Method:	NA								
Monitor Reading (ppm):									
Well Casing Diameter & Material									
Type:									
Total Well Depth (TD):									
Static Water Level (WL):									
One Casing Volume(gal/L):									
Start Purge (hrs):									
End Purge (hrs):									
Total Purge Time (min):									
Total Vol. Purged (gal/L):									

SAMPLE COLLECTION INFORMATION: Strike thru analysis not required

Analysis	Preservative	Container Requirements	Collected
VOCs	HCL/4 DEG C	<input checked="" type="checkbox"/> 40ml Glass Vials	<input checked="" type="checkbox"/>
TOC	4 DEG C	4 or 8 oz. Glass Jar	<input checked="" type="checkbox"/>
<u>VOCs</u>	<u>4°C</u>	<u>40ml</u>	<input checked="" type="checkbox"/>

OBSERVATIONS / NOTES:

2" MW = 0.163 gal/ft

Sample taken at discreet intervals using a hydropunch sampler unless otherwise noted.

Not enough volume for water quality parameters
 Check box if not enough volume.

Used pH paper instead of water quality meter
 Check box if used pH paper.

**POOR SAMPLE - V.,
 TURBID - DRIVING
 MUD MIX w/ GW?
 SCREEN EXPOSED 12",
 SAND ON SCREEN.**

Circle if Applicable:

MS/MSD	Duplicate ID No.:
--------	-------------------

Signature(s):

SJC



Tetra Tech NUS, Inc.

GROUNDWATER SAMPLE LOG SHEET

Page 1 of 1

Project Site Name: **BETHPAGE OU-2 OFFSITE GW** Sample ID No.: BP-VPB132-GW-942
 Project No.: **112G00622** Sample Location: VPB-132
PRE-DESIGN FIELD INVES Sampled By: SJC

Domestic Well Data C.O.C. No.: 1113
 Monitoring Well Data Type of Sample:
 Other Well Type: Vertical Profile Boring Low Concentration
 QA Sample Type: _____ High Concentration

SAMPLING DATA:									
Date:	Color	pH	S.C.	Temp.	Turbidity	DO	ORP	Other	
Time:	Visual	Standard	mS/cm	Degrees C	NTU	mg/l	mV	NA	
<u>2/21/12</u>	<u>GRAY</u>	<u>5.76</u>	<u>-</u>	<u>-</u>	<u>>1000</u>	<u>-</u>	<u>-</u>	<u>-</u>	
<u>1110</u>									
Method: <u>Hydropunch</u>									

PURGE DATA:									
Date: <u>NA</u>									
Method: <u>NA</u>									
Monitor Reading (ppm):									
Well Casing Diameter & Material Type:									
Total Well Depth (TD):									
Static Water Level (WL):									
One Casing Volume(gal/L):									
Start Purge (hrs):									
End Purge (hrs):									
Total Purge Time (min):									
Total Vol. Purged (gal/L):									

SAMPLE COLLECTION INFORMATION: Strike thru analysis not required			
Analysis	Preservative	Container Requirements	Collected
VOCs	HCL/4 DEG C	2- 40ml Glass Vials	
TOC	4 DEG C	4 or 8 oz. Glass Jar	
VOCs	4 DEG C	<u>1-40ml</u> Glass Vial	<input checked="" type="checkbox"/>

OBSERVATIONS / NOTES:
 2" MW = 0.163 gal/ft

Sample taken at discreet intervals using a hydropunch sampler unless otherwise noted.

Not enough volume for water quality parameters
 Check box if not enough volume.

Used pH paper instead of water quality meter
 Check box if used pH paper.

SCREEN EXPOSED 3" ONLY
 DENSE SAND ON SCREEN -
 TR CLAY.

Circle if Applicable:		Signature(s):
MS/MSD	Duplicate ID No.:	<u>J. Conte</u>



Tetra Tech NUS, Inc.

GROUNDWATER SAMPLE LOG SHEET

Page 1 of 1

Project Site Name: **BETHPAGE OU-2 OFFSITE GW** Sample ID No.: **EP-VPB132-^{SW}GW-021512**
 Project No.: **112G00622** Sample Location: **VPB-132**
PRE-DESIGN FIELD INVES Sampled By: **SJC**
 Domestic Well Data C.O.C. No.: **1112**
 Monitoring Well Data Type of Sample:
 Other Well Type: **Vertical Profile Boring** Low Concentration
 QA Sample Type: **SOURCE WATER** High Concentration

SAMPLING DATA:									TDS
Date:	2/15/12	Color	pH	S.C.	Temp.	Turbidity	DO	ORP	Other
Time:	0930	Visual	Standard	mS/cm	Degrees C	NTU	mg/l	mV	NA
Method:	Hydropunch	CLEAR	7.41	265	8.39	0.82	NA	507	172

PURGE DATA:										g/L
Date:	NA									
Method:	NA									
Monitor Reading (ppm):										
Well Casing Diameter & Material										
Type:										
Total Well Depth (TD):										
Static Water Level (WL):										
One Casing Volume(gal/L):										
Start Purge (hrs):										
End Purge (hrs):										
Total Purge Time (min):										
Total Vol. Purged (gal/L):										

SAMPLE COLLECTION INFORMATION: Strike thru analysis not required			
Analysis	Preservative	Container Requirements	Collected
VOCs	HCL/4 DEG C	2-40ml Glass Vials	<input checked="" type="checkbox"/>
TOC	4 DEG C	4 or 8 oz. Glass Jar	<input type="checkbox"/>

OBSERVATIONS / NOTES:
 2" MWV = 0.163 gal/ft
 Sample taken at discreet intervals using a hydropunch sampler unless otherwise noted.
 Not enough volume for water quality parameters
 Check box if not enough volume.
 Used pH paper instead of water quality meter
 Check box if used pH paper.

SOURCE WATER FROM HOSE VIA HYDRANT

Circle if Applicable:		Signature(s):
MS/MSD	Duplicate ID No.:	<i>SJC</i>



Tetra Tech NUS, Inc.

GROUNDWATER SAMPLE LOG SHEET

Page 1 of 1

Project Site Name:	BETHPAGE OU-2 OFFSITE GW	Sample ID No.:	DM BP-VPB132-DM-850
Project No.:	112G00622	Sample Location:	VPB-132
	PRE-DESIGN FIELD INVES	Sampled By:	SJC
<input type="checkbox"/> Domestic Well Data		C.O.C. No.:	1112
<input type="checkbox"/> Monitoring Well Data		Type of Sample:	
<input checked="" type="checkbox"/> Other Well Type: <u>Vertical Profile Boring</u>		<input checked="" type="checkbox"/> Low Concentration	
<input type="checkbox"/> QA Sample Type: _____		<input type="checkbox"/> High Concentration	

SAMPLING DATA:									
Date:	Color	pH	S.C.	Temp.	Turbidity	DO	ORP	Other	
<u>2/15/12</u>	Visual	Standard	mS/cm	Degrees C	NTU	mg/l	mV	NA	
Time: <u>1010</u>	Method: <u>Hydropunch</u>	<u>GRAY</u>	<u>5.6</u>	<u>—</u>	<u>—</u>	<u>>1000</u>	<u>—</u>	<u>—</u>	<u>—</u>

PURGE DATA:									
Date:	NA								
Method:	NA								
Monitor Reading (ppm):									
Well Casing Diameter & Material									
Type:									
Total Well Depth (TD):									
Static Water Level (WL):									
One Casing Volume(gal/L):									
Start Purge (hrs):									
End Purge (hrs):									
Total Purge Time (min):									
Total Vol. Purged (gal/L):									

SAMPLE COLLECTION INFORMATION: Strike thru analysis not required			
Analysis	Preservative	Container Requirements	Collected
VOCs	HCL/4 DEG C	<u>2</u> 40ml Glass Vials	<input checked="" type="checkbox"/>
TOC	4 DEG C	4 or 8 oz. Glass Jar	<input type="checkbox"/>

OBSERVATIONS / NOTES:
 2" MW = 0.163 gal/ft

Sample taken at discreet intervals using a hydropunch sampler unless otherwise noted.

Not enough volume for water quality parameters
 Check box if not enough volume.

Used pH paper instead of water quality meter
 Check box if used pH paper.

Sample of Drilling Mud - recirculated at ~ 850' BGS

Circle if Applicable:		Signature(s):
MS/MSD	Duplicate ID No.:	<i>SJC</i>



QA SAMPLE LOG SHEET

Project Site Name: BETHPAGE OU-2 OFFSITE Sample ID No.: BP-VPB- TB - 012412
 Project Number: 112G00622 Sampled By: SJC
 Sample Location: _____ C.O.C. Number: 028405
 QA Sample Type:
 Trip Blank Rinsate Blank
 Source Water Blank Other Blank _____

SAMPLING DATA:	WATER SOURCE:
Date: <u>1124112</u> Time: <u>1000</u> Method: <u>NA</u>	<input checked="" type="checkbox"/> Laboratory Prepared <input type="checkbox"/> Tap <input type="checkbox"/> Purchased <input type="checkbox"/> Fire Hydrant <input type="checkbox"/> Other _____

PURCHASED WATER INFORMATION (If Applicable as Source or Rinsate Water):	RINSATE INFORMATION (If Applicable):
Product Name: _____ Supplier: _____ Manufacturer: _____ Order Number: _____ Lot Number: _____ Expiration Date: _____	Media Type: _____ Equipment Used: _____ Equipment Type: <input type="checkbox"/> Dedicated <input type="checkbox"/> Reusable

SAMPLE COLLECTION INFORMATION:			
Analysis	Preservative	Container Requirements	Collected
VOCs	Cool 4°C /HCL	<u>2-40</u> ml GLASS VIALS	<u>YES</u> / NO

OBSERVATIONS / NOTES:

Signature(s):
SJ Conte



QA SAMPLE LOG SHEET

Project Site Name: BETHPAGE OU-2 OFFSITE Sample ID No.: BP-VPB-TB-013012-SJC
 Project Number: 112G00622 Sampled By: SJC
 Sample Location: _____ C.O.C. Number: 1108
 QA Sample Type:
 Trip Blank Rinsate Blank
 Source Water Blank Other Blank _____

SAMPLING DATA:	WATER SOURCE:
Date: <u>11/30/12</u> Time: <u>1200</u> Method: <u>NA</u>	<input checked="" type="checkbox"/> Laboratory Prepared <input type="checkbox"/> Tap <input type="checkbox"/> Purchased <input type="checkbox"/> Fire Hydrant <input type="checkbox"/> Other _____

PURCHASED WATER INFORMATION (If Applicable as Source or Rinsate Water):	RINSATE INFORMATION (If Applicable):
Product Name: _____ Supplier: _____ Manufacturer: _____ Order Number: _____ Lot Number: _____ Expiration Date: _____	Media Type: _____ Equipment Used: _____ Equipment Type: <input type="checkbox"/> Dedicated <input type="checkbox"/> Reusable

SAMPLE COLLECTION INFORMATION:			
Analysis	Preservative	Container Requirements	Collected
VOCs	Cool 4°C /HCL	<u>2-40 ml GLASS VIALS</u>	<u>YES/NO</u>

OBSERVATIONS / NOTES:

Signature(s): [Signature]



Project Site Name: BETHPAGE OU-2 OFFSITE Sample ID No.: BP-VPB-TB-020312-SJC
 Project Number: 112G00622 Sampled By: SJC
 Sample Location: _____ C.O.C. Number: 1109
 QA Sample Type:

- Trip Blank Rinsate Blank
 Source Water Blank Other Blank _____

SAMPLING DATA:

Date: 2/3/12
 Time: 0800
 Method: NA

WATER SOURCE:

Laboratory Prepared Tap
 Purchased Fire Hydrant
 Other _____

PURCHASED WATER INFORMATION
(If Applicable as Source or Rinsate Water):

Product Name: _____
 Supplier: _____
 Manufacturer: _____
 Order Number: _____
 Lot Number: _____
 Expiration Date: _____

RINSATE INFORMATION
(If Applicable):

Media Type: _____
 Equipment Used: _____
 Equipment Type: Dedicated
 Reusable

SAMPLE COLLECTION INFORMATION:

Analysis	Preservative	Container Requirements	Collected
VOCs	Cool 4°C /HCL	2-40 ml GLASS VIALS	YES / NO

OBSERVATIONS / NOTES:

Signature(s): *SJC Conte*



QA SAMPLE LOG SHEET

Project Site Name: BETHPAGE OU-2 OFFSITE Sample ID No.: BP-VPB-TB-020812-SJC
 Project Number: 112G00622 Sampled By: SJC
 Sample Location: _____ C.O.C. Number: 1110
 QA Sample Type:
 Trip Blank Rinsate Blank
 Source Water Blank Other Blank _____

SAMPLING DATA:	WATER SOURCE:
Date: <u>2/8/12</u>	<input checked="" type="checkbox"/> Laboratory Prepared <input type="checkbox"/> Tap
Time: <u>0800</u>	<input type="checkbox"/> Purchased <input type="checkbox"/> Fire Hydrant
Method: <u>NA</u>	<input type="checkbox"/> Other _____

PURCHASED WATER INFORMATION (If Applicable as Source or Rinsate Water):	RINSATE INFORMATION (If Applicable):
Product Name: _____	Media Type: _____
Supplier: _____	Equipment Used: _____
Manufacturer: _____	Equipment Type: <input type="checkbox"/> Dedicated <input type="checkbox"/> Reusable
Order Number: _____	
Lot Number: _____	
Expiration Date: _____	

SAMPLE COLLECTION INFORMATION:			
Analysis	Preservative	Container Requirements	Collected
VOCs	Cool 4°C /HCL	2-40 ml GLASS VIALS	<u>YES</u> /NO

OBSERVATIONS / NOTES:

Signature(s):



QA SAMPLE LOG SHEET

Project Site Name: BETHPAGE OU-2 OFFSITE Sample ID No.: BP-VPB-TB-021312
 Project Number: 112G00622 Sampled By: SJC
 Sample Location: _____ C.O.C. Number: 1111
 QA Sample Type:
 Trip Blank Rinsate Blank
 Source Water Blank Other Blank _____

SAMPLING DATA:	WATER SOURCE:
Date: <u>2/13/12</u> Time: <u>1100</u> Method: _____	<input checked="" type="checkbox"/> Laboratory Prepared <input type="checkbox"/> Tap <input type="checkbox"/> Purchased <input type="checkbox"/> Fire Hydrant <input type="checkbox"/> Other _____

PURCHASED WATER INFORMATION (If Applicable as Source or Rinsate Water):	RINSATE INFORMATION (If Applicable):
Product Name: _____ Supplier: _____ Manufacturer: _____ Order Number: _____ Lot Number: _____ Expiration Date: _____	Media Type: _____ Equipment Used: _____ Equipment Type: <input type="checkbox"/> Dedicated <input type="checkbox"/> Reusable

SAMPLE COLLECTION INFORMATION:			
Analysis	Preservative	Container Requirements	Collected
VOCs	Cool 4°C /HCL	<u>2-40</u> ml GLASS VIALS	<u>YES</u> / NO

OBSERVATIONS / NOTES:

Signature(s): SJC



QA SAMPLE LOG SHEET

Project Site Name: BETHPAGE OU-2 OFFSITE Sample ID No.: BP-VPB-TB-021512
 Project Number: 112G00622 Sampled By: SJC
 Sample Location: _____ C.O.C. Number: 1112
 QA Sample Type:
 Trip Blank Rinsate Blank
 Source Water Blank Other Blank _____

SAMPLING DATA:	WATER SOURCE:
Date: <u>2/15/12</u> Time: <u>0800</u> Method: _____	<input checked="" type="checkbox"/> Laboratory Prepared <input type="checkbox"/> Tap <input type="checkbox"/> Purchased <input type="checkbox"/> Fire Hydrant <input type="checkbox"/> Other _____

PURCHASED WATER INFORMATION (If Applicable as Source or Rinsate Water):	RINSATE INFORMATION (If Applicable):
Product Name: _____ Supplier: _____ Manufacturer: _____ Order Number: _____ Lot Number: _____ Expiration Date: _____	Media Type: _____ Equipment Used: _____ Equipment Type: <input type="checkbox"/> Dedicated <input type="checkbox"/> Reusable

SAMPLE COLLECTION INFORMATION:			
Analysis	Preservative	Container Requirements	Collected
VOCs	Cool 4°C /HCL	<u>240</u> ml GLASS VIALS	<u>YES</u> / NO

OBSERVATIONS / NOTES:

Signature(s): SJC



QA SAMPLE LOG SHEET

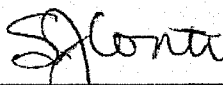
Project Site Name: BETHPAGE OU-2 OFFSITE Sample ID No.: BP-VPB-TB-022112
 Project Number: 112G00622 Sampled By: SJC
 Sample Location: _____ C.O.C. Number: 1113
 QA Sample Type:
 Trip Blank Rinsate Blank
 Source Water Blank Other Blank _____

SAMPLING DATA:	WATER SOURCE:
Date: <u>2/21/12</u> Time: <u>1000</u> Method: <u>NA</u>	<input checked="" type="checkbox"/> Laboratory Prepared <input type="checkbox"/> Tap <input type="checkbox"/> Purchased <input type="checkbox"/> Fire Hydrant <input type="checkbox"/> Other _____

PURCHASED WATER INFORMATION (If Applicable as Source or Rinsate Water):	RINSATE INFORMATION (If Applicable):
Product Name: _____ Supplier: _____ Manufacturer: _____ Order Number: _____ Lot Number: _____ Expiration Date: _____	Media Type: _____ Equipment Used: _____ Equipment Type: <input type="checkbox"/> Dedicated <input type="checkbox"/> Reusable

SAMPLE COLLECTION INFORMATION:			
Analysis	Preservative	Container Requirements	Collected
VOCs	Cool 4°C /HCL	<u>2</u> -40 ml GLASS VIALS	<u>YES</u> / NO

OBSERVATIONS / NOTES:

Signature(s): 

Section 4
VPB 132 Analytical Data Sheets
(Chemtech and AirToxics)

Report of Analysis

Client:	Tetra Tech NUS, Inc.	Date Collected:	01/24/12
Project:	Bethpage CTO-066	Date Received:	01/27/12
Client Sample ID:	BP-VPB132-GW-061	SDG No.:	D1310
Lab Sample ID:	D1310-02	Matrix:	WATER
Analytical Method:	SW8260B	% Moisture:	100
Sample Wt/Vol:	5 Units: mL	Final Vol:	5000 uL
Soil Aliquot Vol:	uL	Test:	VOC-TCLVOA-10
GC Column:	RTX-VMS ID : 0.18	Level :	LOW

File ID/Qc Batch:	Dilution:	Prep Date	Date Analyzed	Prep Batch ID
VG040611.D	1		01/31/12	vg013112

CAS Number	Parameter	Conc.	Qualifier	MDL	LOQ / CRQL	Units
TARGETS						
75-71-8	Dichlorodifluoromethane	0.5	U	0.2	1	ug/L
74-87-3	Chloromethane	0.5	U	0.2	1	ug/L
75-01-4	Vinyl Chloride	0.5	U	0.34	1	ug/L
74-83-9	Bromomethane	0.5	U	0.2	1	ug/L
75-00-3	Chloroethane	0.5	U	0.2	1	ug/L
75-69-4	Trichlorofluoromethane	0.5	U	0.35	1	ug/L
76-13-1	1,1,2-Trichlorotrifluoroethane	0.5	U	0.45	1	ug/L
75-35-4	1,1-Dichloroethene	0.5	U	0.47	1	ug/L
67-64-1	Acetone	15		0.5	5	ug/L
75-15-0	Carbon Disulfide	0.5	U	0.2	1	ug/L
1634-04-4	Methyl tert-butyl Ether	0.5	U	0.35	1	ug/L
79-20-9	Methyl Acetate	0.5	U	0.2	1	ug/L
75-09-2	Methylene Chloride	0.5	U	0.41	1	ug/L
156-60-5	trans-1,2-Dichloroethene	0.5	U	0.41	1	ug/L
75-34-3	1,1-Dichloroethane	0.5	U	0.36	1	ug/L
110-82-7	Cyclohexane	0.5	U	0.2	1	ug/L
78-93-3	2-Butanone	2.5	U	1.3	5	ug/L
56-23-5	Carbon Tetrachloride	0.5	U	0.2	1	ug/L
156-59-2	cis-1,2-Dichloroethene	0.5	U	0.35	1	ug/L
67-66-3	Chloroform	2.2		0.34	1	ug/L
71-55-6	1,1,1-Trichloroethane	0.5	U	0.4	1	ug/L
108-87-2	Methylcyclohexane	0.5	U	0.2	1	ug/L
71-43-2	Benzene	0.5	U	0.32	1	ug/L
107-06-2	1,2-Dichloroethane	0.5	U	0.48	1	ug/L
79-01-6	Trichloroethene	0.5	U	0.28	1	ug/L
78-87-5	1,2-Dichloropropane	0.5	U	0.46	1	ug/L
75-27-4	Bromodichloromethane	0.5	U	0.36	1	ug/L
108-10-1	4-Methyl-2-Pentanone	2.5	U	2.1	5	ug/L
108-88-3	Toluene	0.5	U	0.37	1	ug/L
10061-02-6	t-1,3-Dichloropropene	0.5	U	0.29	1	ug/L
10061-01-5	cis-1,3-Dichloropropene	0.5	U	0.31	1	ug/L

Report of Analysis

Client:	Tetra Tech NUS, Inc.	Date Collected:	01/24/12
Project:	Bethpage CTO-066	Date Received:	01/27/12
Client Sample ID:	BP-VPB132-GW-061	SDG No.:	D1310
Lab Sample ID:	D1310-02	Matrix:	WATER
Analytical Method:	SW8260B	% Moisture:	100
Sample Wt/Vol:	5 Units: mL	Final Vol:	5000 uL
Soil Aliquot Vol:	uL	Test:	VOC-TCLVOA-10
GC Column:	RTX-VMS ID : 0.18	Level :	LOW

File ID/Qc Batch:	Dilution:	Prep Date	Date Analyzed	Prep Batch ID
VG040611.D	1		01/31/12	vg013112

CAS Number	Parameter	Conc.	Qualifier	MDL	LOQ / CRQL	Units
79-00-5	1,1,2-Trichloroethane	0.5	U	0.38	1	ug/L
591-78-6	2-Hexanone	2.5	U	1.9	5	ug/L
124-48-1	Dibromochloromethane	0.5	U	0.2	1	ug/L
106-93-4	1,2-Dibromoethane	0.5	U	0.41	1	ug/L
127-18-4	Tetrachloroethene	0.5	U	0.27	1	ug/L
108-90-7	Chlorobenzene	0.5	U	0.49	1	ug/L
100-41-4	Ethyl Benzene	0.5	U	0.2	1	ug/L
179601-23-1	m/p-Xylenes	1	U	0.95	2	ug/L
95-47-6	o-Xylene	0.5	U	0.43	1	ug/L
100-42-5	Styrene	0.5	U	0.36	1	ug/L
75-25-2	Bromoform	0.5	U	0.47	1	ug/L
98-82-8	Isopropylbenzene	0.5	U	0.45	1	ug/L
79-34-5	1,1,2,2-Tetrachloroethane	0.5	U	0.31	1	ug/L
541-73-1	1,3-Dichlorobenzene	0.5	U	0.43	1	ug/L
106-46-7	1,4-Dichlorobenzene	0.5	U	0.32	1	ug/L
95-50-1	1,2-Dichlorobenzene	0.5	U	0.45	1	ug/L
96-12-8	1,2-Dibromo-3-Chloropropane	0.5	U	0.46	1	ug/L
120-82-1	1,2,4-Trichlorobenzene	0.5	U	0.2	1	ug/L
SURROGATES						
17060-07-0	1,2-Dichloroethane-d4	52.9		70 - 120	106%	SPK: 50
1868-53-7	Dibromofluoromethane	47.6		85 - 115	95%	SPK: 50
2037-26-5	Toluene-d8	47.3		85 - 120	95%	SPK: 50
460-00-4	4-Bromofluorobenzene	39.4		75 - 120	79%	SPK: 50
INTERNAL STANDARDS						
363-72-4	Pentafluorobenzene	1597000	3.87			
540-36-3	1,4-Difluorobenzene	2070150	4.68			
3114-55-4	Chlorobenzene-d5	1548660	9.67			
3855-82-1	1,4-Dichlorobenzene-d4	777863	13.37			

Report of Analysis

Client:	Tetra Tech NUS, Inc.	Date Collected:	01/24/12
Project:	Bethpage CTO-066	Date Received:	01/27/12
Client Sample ID:	BP-VPB132-GW-121	SDG No.:	D1310
Lab Sample ID:	D1310-03	Matrix:	SOIL
Analytical Method:	SW8260B	% Moisture:	100
Sample Wt/Vol:	4.94 Units: g	Final Vol:	5000 uL
Soil Aliquot Vol:	uL	Test:	VOC-TCLVOA-10
GC Column:	RTX-VMS ID : 0.18	Level :	LOW

File ID/Qc Batch:	Dilution:	Prep Date	Date Analyzed	Prep Batch ID
VF030983.D	1		01/27/12	VF012712

CAS Number	Parameter	Conc.	Qualifier	MDL	LOQ / CRQL	Units
TARGETS						
75-71-8	Dichlorodifluoromethane	2.55	U	0.66	5.1	ug/Kg
74-87-3	Chloromethane	2.55	U	0.87	5.1	ug/Kg
75-01-4	Vinyl Chloride	2.55	U	1.2	5.1	ug/Kg
74-83-9	Bromomethane	2.55	U	2.5	5.1	ug/Kg
75-00-3	Chloroethane	2.55	U	1.4	5.1	ug/Kg
75-69-4	Trichlorofluoromethane	2.55	U	1.3	5.1	ug/Kg
76-13-1	1,1,2-Trichlorotrifluoroethane	2.55	U	1.3	5.1	ug/Kg
75-35-4	1,1-Dichloroethene	2.55	U	1.5	5.1	ug/Kg
67-64-1	Acetone	11	J	3.1	25	ug/Kg
75-15-0	Carbon Disulfide	2.55	U	1.1	5.1	ug/Kg
1634-04-4	Methyl tert-butyl Ether	2.55	U	0.97	5.1	ug/Kg
79-20-9	Methyl Acetate	2.55	U	1.5	5.1	ug/Kg
75-09-2	Methylene Chloride	2.55	U	1.4	5.1	ug/Kg
156-60-5	trans-1,2-Dichloroethene	2.55	U	0.7	5.1	ug/Kg
75-34-3	1,1-Dichloroethane	2.55	U	0.95	5.1	ug/Kg
110-82-7	Cyclohexane	2.55	U	1	5.1	ug/Kg
78-93-3	2-Butanone	12.5	U	3.1	25	ug/Kg
56-23-5	Carbon Tetrachloride	2.55	U	1	5.1	ug/Kg
156-59-2	cis-1,2-Dichloroethene	2.55	U	0.9	5.1	ug/Kg
67-66-3	Chloroform	2.55	U	0.75	5.1	ug/Kg
71-55-6	1,1,1-Trichloroethane	2.55	U	0.89	5.1	ug/Kg
108-87-2	Methylcyclohexane	2.55	U	1.1	5.1	ug/Kg
71-43-2	Benzene	2.55	U	0.38	5.1	ug/Kg
107-06-2	1,2-Dichloroethane	2.55	U	0.65	5.1	ug/Kg
79-01-6	Trichloroethene	2.55	U	0.87	5.1	ug/Kg
78-87-5	1,2-Dichloropropane	2.55	U	0.26	5.1	ug/Kg
75-27-4	Bromodichloromethane	2.55	U	0.63	5.1	ug/Kg
108-10-1	4-Methyl-2-Pentanone	12.5	U	3	25	ug/Kg
108-88-3	Toluene	2.55	U	0.65	5.1	ug/Kg
10061-02-6	t-1,3-Dichloropropene	2.55	U	0.8	5.1	ug/Kg
10061-01-5	cis-1,3-Dichloropropene	2.55	U	0.73	5.1	ug/Kg

Report of Analysis

Client:	Tetra Tech NUS, Inc.	Date Collected:	01/24/12
Project:	Bethpage CTO-066	Date Received:	01/27/12
Client Sample ID:	BP-VPB132-GW-121	SDG No.:	D1310
Lab Sample ID:	D1310-03	Matrix:	SOIL
Analytical Method:	SW8260B	% Moisture:	100
Sample Wt/Vol:	4.94 Units: g	Final Vol:	5000 uL
Soil Aliquot Vol:	uL	Test:	VOC-TCLVOA-10
GC Column:	RTX-VMS ID : 0.18	Level :	LOW

File ID/Qc Batch:	Dilution:	Prep Date	Date Analyzed	Prep Batch ID
VF030983.D	1		01/27/12	VF012712

CAS Number	Parameter	Conc.	Qualifier	MDL	LOQ / CRQL	Units
79-00-5	1,1,2-Trichloroethane	2.55	U	0.91	5.1	ug/Kg
591-78-6	2-Hexanone	12.5	U	4	25	ug/Kg
124-48-1	Dibromochloromethane	2.55	U	0.55	5.1	ug/Kg
106-93-4	1,2-Dibromoethane	2.55	U	0.65	5.1	ug/Kg
127-18-4	Tetrachloroethene	2.55	U	1	5.1	ug/Kg
108-90-7	Chlorobenzene	2.55	U	0.51	5.1	ug/Kg
100-41-4	Ethyl Benzene	2.55	U	0.63	5.1	ug/Kg
179601-23-1	m/p-Xylenes	5	U	0.73	10	ug/Kg
95-47-6	o-Xylene	2.55	U	0.69	5.1	ug/Kg
100-42-5	Styrene	2.55	U	0.46	5.1	ug/Kg
75-25-2	Bromoform	2.55	U	0.75	5.1	ug/Kg
98-82-8	Isopropylbenzene	2.55	U	0.49	5.1	ug/Kg
79-34-5	1,1,2,2-Tetrachloroethane	2.55	U	0.47	5.1	ug/Kg
541-73-1	1,3-Dichlorobenzene	2.55	U	0.37	5.1	ug/Kg
106-46-7	1,4-Dichlorobenzene	2.55	U	0.41	5.1	ug/Kg
95-50-1	1,2-Dichlorobenzene	2.55	U	0.63	5.1	ug/Kg
96-12-8	1,2-Dibromo-3-Chloropropane	2.55	U	0.88	5.1	ug/Kg
120-82-1	1,2,4-Trichlorobenzene	2.55	U	0.71	5.1	ug/Kg
SURROGATES						
17060-07-0	1,2-Dichloroethane-d4	33.1		55 - 158	66%	SPK: 50
1868-53-7	Dibromofluoromethane	44.9		53 - 156	90%	SPK: 50
2037-26-5	Toluene-d8	50.1		85 - 115	100%	SPK: 50
460-00-4	4-Bromofluorobenzene	50.5		85 - 120	101%	SPK: 50
INTERNAL STANDARDS						
363-72-4	Pentafluorobenzene	180732	4.39			
540-36-3	1,4-Difluorobenzene	290337	5.13			
3114-55-4	Chlorobenzene-d5	268410	9.33			
3855-82-1	1,4-Dichlorobenzene-d4	147017	12.25			
TENTATIVE IDENTIFIED COMPOUNDS						
000111-84-2	Nonane	13	J		9.48	ug/Kg
001678-92-8	Cyclohexane, propyl-	17	J		10.28	ug/Kg
062960-76-3	4-Octene, 2,6-dimethyl-, [S-(E)]-	11	J		10.91	ug/Kg

Report of Analysis

Client:	Tetra Tech NUS, Inc.	Date Collected:	01/24/12
Project:	Bethpage CTO-066	Date Received:	01/27/12
Client Sample ID:	BP-VPB132-GW-121	SDG No.:	D1310
Lab Sample ID:	D1310-03	Matrix:	SOIL
Analytical Method:	SW8260B	% Moisture:	100
Sample Wt/Vol:	4.94 Units: g	Final Vol:	5000 uL
Soil Aliquot Vol:	uL	Test:	VOC-TCLVOA-10
GC Column:	RTX-VMS ID : 0.18	Level :	LOW

File ID/Qc Batch:	Dilution:	Prep Date	Date Analyzed	Prep Batch ID
VF030983.D	1		01/27/12	VF012712

CAS Number	Parameter	Conc.	Qualifier	MDL	LOQ / CRQL	Units
002207-03-6	Cyclohexane, 1,3-dimethyl-, trans-	14	J		11.23	ug/Kg
000124-18-5	Decane	19	J		11.35	ug/Kg
	unknown11.68	10	J		11.68	ug/Kg
001678-93-9	Cyclohexane, butyl-	13	J		11.9	ug/Kg
002958-76-1	Naphthalene, decahydro-2-methyl-	10	J		12.91	ug/Kg

U = Not Detected

LOQ = Limit of Quantitation

MDL = Method Detection Limit

LOD = Limit of Detection

E = Value Exceeds Calibration Range

J = Estimated Value

B = Analyte Found in Associated Method Blank

N = Presumptive Evidence of a Compound

* = Values outside of QC limits

D = Dilution

Report of Analysis

Client:	Tetra Tech NUS, Inc.	Date Collected:	01/25/12
Project:	Bethpage CTO-066	Date Received:	01/27/12
Client Sample ID:	BP-VPB132-GW-181	SDG No.:	D1310
Lab Sample ID:	D1310-04	Matrix:	WATER
Analytical Method:	SW8260B	% Moisture:	100
Sample Wt/Vol:	5 Units: mL	Final Vol:	5000 uL
Soil Aliquot Vol:	uL	Test:	VOC-TCLVOA-10
GC Column:	RTX-VMS ID : 0.18	Level :	LOW

File ID/Qc Batch:	Dilution:	Prep Date	Date Analyzed	Prep Batch ID
VG040612.D	1		01/31/12	vg013112

CAS Number	Parameter	Conc.	Qualifier	MDL	LOQ / CRQL	Units
TARGETS						
75-71-8	Dichlorodifluoromethane	0.5	U	0.2	1	ug/L
74-87-3	Chloromethane	0.5	U	0.2	1	ug/L
75-01-4	Vinyl Chloride	0.5	U	0.34	1	ug/L
74-83-9	Bromomethane	0.5	U	0.2	1	ug/L
75-00-3	Chloroethane	0.5	U	0.2	1	ug/L
75-69-4	Trichlorofluoromethane	0.5	U	0.35	1	ug/L
76-13-1	1,1,2-Trichlorotrifluoroethane	0.5	U	0.45	1	ug/L
75-35-4	1,1-Dichloroethene	0.5	U	0.47	1	ug/L
67-64-1	Acetone	2.5	U	0.5	5	ug/L
75-15-0	Carbon Disulfide	0.5	U	0.2	1	ug/L
1634-04-4	Methyl tert-butyl Ether	0.5	U	0.35	1	ug/L
79-20-9	Methyl Acetate	0.5	U	0.2	1	ug/L
75-09-2	Methylene Chloride	0.5	U	0.41	1	ug/L
156-60-5	trans-1,2-Dichloroethene	0.5	U	0.41	1	ug/L
75-34-3	1,1-Dichloroethane	0.5	U	0.36	1	ug/L
110-82-7	Cyclohexane	0.5	U	0.2	1	ug/L
78-93-3	2-Butanone	2.5	U	1.3	5	ug/L
56-23-5	Carbon Tetrachloride	0.5	U	0.2	1	ug/L
156-59-2	cis-1,2-Dichloroethene	0.5	U	0.35	1	ug/L
67-66-3	Chloroform	0.5	U	0.34	1	ug/L
71-55-6	1,1,1-Trichloroethane	0.5	U	0.4	1	ug/L
108-87-2	Methylcyclohexane	0.5	U	0.2	1	ug/L
71-43-2	Benzene	0.5	U	0.32	1	ug/L
107-06-2	1,2-Dichloroethane	0.5	U	0.48	1	ug/L
79-01-6	Trichloroethene	0.66	J	0.28	1	ug/L
78-87-5	1,2-Dichloropropane	0.5	U	0.46	1	ug/L
75-27-4	Bromodichloromethane	0.5	U	0.36	1	ug/L
108-10-1	4-Methyl-2-Pentanone	2.5	U	2.1	5	ug/L
108-88-3	Toluene	0.5	U	0.37	1	ug/L
10061-02-6	t-1,3-Dichloropropene	0.5	U	0.29	1	ug/L
10061-01-5	cis-1,3-Dichloropropene	0.5	U	0.31	1	ug/L

Report of Analysis

Client:	Tetra Tech NUS, Inc.	Date Collected:	01/25/12
Project:	Bethpage CTO-066	Date Received:	01/27/12
Client Sample ID:	BP-VPB132-GW-181	SDG No.:	D1310
Lab Sample ID:	D1310-04	Matrix:	WATER
Analytical Method:	SW8260B	% Moisture:	100
Sample Wt/Vol:	5 Units: mL	Final Vol:	5000 uL
Soil Aliquot Vol:	uL	Test:	VOC-TCLVOA-10
GC Column:	RTX-VMS ID : 0.18	Level :	LOW

File ID/Qc Batch:	Dilution:	Prep Date	Date Analyzed	Prep Batch ID
VG040612.D	1		01/31/12	vg013112

CAS Number	Parameter	Conc.	Qualifier	MDL	LOQ / CRQL	Units
79-00-5	1,1,2-Trichloroethane	0.5	U	0.38	1	ug/L
591-78-6	2-Hexanone	2.5	U	1.9	5	ug/L
124-48-1	Dibromochloromethane	0.5	U	0.2	1	ug/L
106-93-4	1,2-Dibromoethane	0.5	U	0.41	1	ug/L
127-18-4	Tetrachloroethene	0.5	U	0.27	1	ug/L
108-90-7	Chlorobenzene	0.5	U	0.49	1	ug/L
100-41-4	Ethyl Benzene	0.5	U	0.2	1	ug/L
179601-23-1	m/p-Xylenes	1	U	0.95	2	ug/L
95-47-6	o-Xylene	0.5	U	0.43	1	ug/L
100-42-5	Styrene	0.5	U	0.36	1	ug/L
75-25-2	Bromoform	0.5	U	0.47	1	ug/L
98-82-8	Isopropylbenzene	0.5	U	0.45	1	ug/L
79-34-5	1,1,2,2-Tetrachloroethane	0.5	U	0.31	1	ug/L
541-73-1	1,3-Dichlorobenzene	0.5	U	0.43	1	ug/L
106-46-7	1,4-Dichlorobenzene	0.5	U	0.32	1	ug/L
95-50-1	1,2-Dichlorobenzene	0.5	U	0.45	1	ug/L
96-12-8	1,2-Dibromo-3-Chloropropane	0.5	U	0.46	1	ug/L
120-82-1	1,2,4-Trichlorobenzene	0.5	U	0.2	1	ug/L
SURROGATES						
17060-07-0	1,2-Dichloroethane-d4	55.5		70 - 120	111%	SPK: 50
1868-53-7	Dibromofluoromethane	49.9		85 - 115	100%	SPK: 50
2037-26-5	Toluene-d8	41.1	*	85 - 120	82%	SPK: 50
460-00-4	4-Bromofluorobenzene	38.2		75 - 120	76%	SPK: 50
INTERNAL STANDARDS						
363-72-4	Pentafluorobenzene	1557680	3.88			
540-36-3	1,4-Difluorobenzene	2041090	4.68			
3114-55-4	Chlorobenzene-d5	1543270	9.66			
3855-82-1	1,4-Dichlorobenzene-d4	792615	13.38			



Report of Analysis

Client:	Tetra Tech NUS, Inc.		Date Collected:	01/25/12
Project:	Bethpage CTO-066		Date Received:	01/27/12
Client Sample ID:	BP-VPB132-GW-221		SDG No.:	D1310
Lab Sample ID:	D1310-05		Matrix:	WATER
Analytical Method:	SW8260B		% Moisture:	100
Sample Wt/Vol:	5	Units: mL	Final Vol:	5000 uL
Soil Aliquot Vol:		uL	Test:	VOC-TCLVOA-10
GC Column:	RTX-VMS	ID : 0.18	Level :	LOW

File ID/Qc Batch:	Dilution:	Prep Date	Date Analyzed	Prep Batch ID
VG040613.D	1		01/31/12	vg013112

CAS Number	Parameter	Conc.	Qualifier	MDL	LOQ / CRQL	Units
TARGETS						
75-71-8	Dichlorodifluoromethane	0.5	U	0.2	1	ug/L
74-87-3	Chloromethane	0.5	U	0.2	1	ug/L
75-01-4	Vinyl Chloride	0.5	U	0.34	1	ug/L
74-83-9	Bromomethane	0.5	U	0.2	1	ug/L
75-00-3	Chloroethane	0.5	U	0.2	1	ug/L
75-69-4	Trichlorofluoromethane	0.5	U	0.35	1	ug/L
76-13-1	1,1,2-Trichlorotrifluoroethane	0.5	U	0.45	1	ug/L
75-35-4	1,1-Dichloroethene	0.87	J	0.47	1	ug/L
67-64-1	Acetone	2.5	U	0.5	5	ug/L
75-15-0	Carbon Disulfide	0.5	U	0.2	1	ug/L
1634-04-4	Methyl tert-butyl Ether	14		0.35	1	ug/L
79-20-9	Methyl Acetate	0.5	U	0.2	1	ug/L
75-09-2	Methylene Chloride	0.5	U	0.41	1	ug/L
156-60-5	trans-1,2-Dichloroethene	0.5	U	0.41	1	ug/L
75-34-3	1,1-Dichloroethane	5.1		0.36	1	ug/L
110-82-7	Cyclohexane	2.4		0.2	1	ug/L
78-93-3	2-Butanone	2.5	U	1.3	5	ug/L
56-23-5	Carbon Tetrachloride	0.5	U	0.2	1	ug/L
156-59-2	cis-1,2-Dichloroethene	0.44	J	0.35	1	ug/L
67-66-3	Chloroform	3.2		0.34	1	ug/L
71-55-6	1,1,1-Trichloroethane	0.5	U	0.4	1	ug/L
108-87-2	Methylcyclohexane	0.93	J	0.2	1	ug/L
71-43-2	Benzene	250	E	0.32	1	ug/L
107-06-2	1,2-Dichloroethane	4.6		0.48	1	ug/L
79-01-6	Trichloroethene	3.1		0.28	1	ug/L
78-87-5	1,2-Dichloropropane	0.5	U	0.46	1	ug/L
75-27-4	Bromodichloromethane	0.5	U	0.36	1	ug/L
108-10-1	4-Methyl-2-Pentanone	2.5	U	2.1	5	ug/L
108-88-3	Toluene	0.5	U	0.37	1	ug/L
10061-02-6	t-1,3-Dichloropropene	0.5	U	0.29	1	ug/L
10061-01-5	cis-1,3-Dichloropropene	0.5	U	0.31	1	ug/L

Report of Analysis

Client:	Tetra Tech NUS, Inc.	Date Collected:	01/25/12
Project:	Bethpage CTO-066	Date Received:	01/27/12
Client Sample ID:	BP-VPB132-GW-221	SDG No.:	D1310
Lab Sample ID:	D1310-05	Matrix:	WATER
Analytical Method:	SW8260B	% Moisture:	100
Sample Wt/Vol:	5 Units: mL	Final Vol:	5000 uL
Soil Aliquot Vol:	uL	Test:	VOC-TCLVOA-10
GC Column:	RTX-VMS ID : 0.18	Level :	LOW

File ID/Qc Batch:	Dilution:	Prep Date	Date Analyzed	Prep Batch ID
VG040613.D	1		01/31/12	vg013112

CAS Number	Parameter	Conc.	Qualifier	MDL	LOQ / CRQL	Units
79-00-5	1,1,2-Trichloroethane	0.5	U	0.38	1	ug/L
591-78-6	2-Hexanone	2.5	U	1.9	5	ug/L
124-48-1	Dibromochloromethane	0.5	U	0.2	1	ug/L
106-93-4	1,2-Dibromoethane	0.5	U	0.41	1	ug/L
127-18-4	Tetrachloroethene	1.7		0.27	1	ug/L
108-90-7	Chlorobenzene	0.5	U	0.49	1	ug/L
100-41-4	Ethyl Benzene	0.5	U	0.2	1	ug/L
179601-23-1	m/p-Xylenes	1	U	0.95	2	ug/L
95-47-6	o-Xylene	0.5	U	0.43	1	ug/L
100-42-5	Styrene	0.5	U	0.36	1	ug/L
75-25-2	Bromoform	0.5	U	0.47	1	ug/L
98-82-8	Isopropylbenzene	1.1		0.45	1	ug/L
79-34-5	1,1,2,2-Tetrachloroethane	0.5	U	0.31	1	ug/L
541-73-1	1,3-Dichlorobenzene	0.5	U	0.43	1	ug/L
106-46-7	1,4-Dichlorobenzene	0.5	U	0.32	1	ug/L
95-50-1	1,2-Dichlorobenzene	0.5	U	0.45	1	ug/L
96-12-8	1,2-Dibromo-3-Chloropropane	0.5	U	0.46	1	ug/L
120-82-1	1,2,4-Trichlorobenzene	0.5	U	0.2	1	ug/L
SURROGATES						
17060-07-0	1,2-Dichloroethane-d4	52		70 - 120	104%	SPK: 50
1868-53-7	Dibromofluoromethane	50.1		85 - 115	100%	SPK: 50
2037-26-5	Toluene-d8	42.8		85 - 120	86%	SPK: 50
460-00-4	4-Bromofluorobenzene	40.3		75 - 120	81%	SPK: 50
INTERNAL STANDARDS						
363-72-4	Pentafluorobenzene	1634240	3.88			
540-36-3	1,4-Difluorobenzene	2073400	4.69			
3114-55-4	Chlorobenzene-d5	1536140	9.67			
3855-82-1	1,4-Dichlorobenzene-d4	764534	13.37			
TENTATIVE IDENTIFIED COMPOUNDS						
000078-78-4	Butane, 2-methyl-	20	J		1.06	ug/L
74-88-4	Methyl Iodide	0.49	J		1.49	ug/L
000287-92-3	Cyclopentane	32	J		1.61	ug/L

Report of Analysis

Client:	Tetra Tech NUS, Inc.	Date Collected:	01/25/12
Project:	Bethpage CTO-066	Date Received:	01/27/12
Client Sample ID:	BP-VPB132-GW-221	SDG No.:	D1310
Lab Sample ID:	D1310-05	Matrix:	WATER
Analytical Method:	SW8260B	% Moisture:	100
Sample Wt/Vol:	5 Units: mL	Final Vol:	5000 uL
Soil Aliquot Vol:	uL	Test:	VOC-TCLVOA-10
GC Column:	RTX-VMS ID : 0.18	Level :	LOW

File ID/Qc Batch:	Dilution:	Prep Date	Date Analyzed	Prep Batch ID
VG040613.D	1		01/31/12	vg013112

CAS Number	Parameter	Conc.	Qualifier	MDL	LOQ / CRQL	Units
000096-14-0	Pentane, 3-methyl-	17	J		1.74	ug/L
108-20-3	Diisopropyl ether	1.0	J		2.2	ug/L

U = Not Detected
 LOQ = Limit of Quantitation
 MDL = Method Detection Limit
 LOD = Limit of Detection
 E = Value Exceeds Calibration Range

J = Estimated Value
 B = Analyte Found in Associated Method Blank
 N = Presumptive Evidence of a Compound
 * = Values outside of QC limits
 D = Dilution

Report of Analysis

Client:	Tetra Tech NUS, Inc.	Date Collected:	01/25/12
Project:	Bethpage CTO-066	Date Received:	01/27/12
Client Sample ID:	BP-VPB132-GW-221DL	SDG No.:	D1310
Lab Sample ID:	D1310-05DL	Matrix:	WATER
Analytical Method:	SW8260B	% Moisture:	100
Sample Wt/Vol:	5 Units: mL	Final Vol:	5000 uL
Soil Aliquot Vol:	uL	Test:	VOC-TCLVOA-10
GC Column:	RTX-VMS ID : 0.18	Level :	LOW

File ID/Qc Batch:	Dilution:	Prep Date	Date Analyzed	Prep Batch ID
VG040651.D	5		02/01/12	VG020112

CAS Number	Parameter	Conc.	Qualifier	MDL	LOQ / CRQL	Units
TARGETS						
75-71-8	Dichlorodifluoromethane	2.5	U	1	5	ug/L
74-87-3	Chloromethane	2.5	U	1	5	ug/L
75-01-4	Vinyl Chloride	2.5	U	1.7	5	ug/L
74-83-9	Bromomethane	2.5	U	1	5	ug/L
75-00-3	Chloroethane	2.5	U	1	5	ug/L
75-69-4	Trichlorofluoromethane	2.5	U	1.8	5	ug/L
76-13-1	1,1,2-Trichlorotrifluoroethane	2.5	U	2.2	5	ug/L
75-35-4	1,1-Dichloroethene	2.5	U	2.4	5	ug/L
67-64-1	Acetone	12.5	U	2.5	25	ug/L
75-15-0	Carbon Disulfide	2.5	U	1	5	ug/L
1634-04-4	Methyl tert-butyl Ether	15	D	1.8	5	ug/L
79-20-9	Methyl Acetate	2.5	U	1	5	ug/L
75-09-2	Methylene Chloride	2.5	U	2	5	ug/L
156-60-5	trans-1,2-Dichloroethene	2.5	U	2	5	ug/L
75-34-3	1,1-Dichloroethane	5.8	D	1.8	5	ug/L
110-82-7	Cyclohexane	2.5	U	1	5	ug/L
78-93-3	2-Butanone	12.5	U	6.6	25	ug/L
56-23-5	Carbon Tetrachloride	2.5	U	1	5	ug/L
156-59-2	cis-1,2-Dichloroethene	2.5	U	1.8	5	ug/L
67-66-3	Chloroform	2.5	U	1.7	5	ug/L
71-55-6	1,1,1-Trichloroethane	2.5	U	2	5	ug/L
108-87-2	Methylcyclohexane	2.5	U	1	5	ug/L
71-43-2	Benzene	280	D	1.6	5	ug/L
107-06-2	1,2-Dichloroethane	2.5	U	2.4	5	ug/L
79-01-6	Trichloroethene	2.5	U	1.4	5	ug/L
78-87-5	1,2-Dichloropropane	2.5	U	2.3	5	ug/L
75-27-4	Bromodichloromethane	2.5	U	1.8	5	ug/L
108-10-1	4-Methyl-2-Pentanone	12.5	U	10	25	ug/L
108-88-3	Toluene	2.5	U	1.8	5	ug/L
10061-02-6	t-1,3-Dichloropropene	2.5	U	1.4	5	ug/L
10061-01-5	cis-1,3-Dichloropropene	2.5	U	1.6	5	ug/L

Report of Analysis

Client:	Tetra Tech NUS, Inc.	Date Collected:	01/25/12
Project:	Bethpage CTO-066	Date Received:	01/27/12
Client Sample ID:	BP-VPB132-GW-221DL	SDG No.:	D1310
Lab Sample ID:	D1310-05DL	Matrix:	WATER
Analytical Method:	SW8260B	% Moisture:	100
Sample Wt/Vol:	5 Units: mL	Final Vol:	5000 uL
Soil Aliquot Vol:	uL	Test:	VOC-TCLVOA-10
GC Column:	RTX-VMS ID : 0.18	Level :	LOW

File ID/Qc Batch:	Dilution:	Prep Date	Date Analyzed	Prep Batch ID
VG040651.D	5		02/01/12	VG020112

CAS Number	Parameter	Conc.	Qualifier	MDL	LOQ / CRQL	Units
79-00-5	1,1,2-Trichloroethane	2.5	U	1.9	5	ug/L
591-78-6	2-Hexanone	12.5	U	9.7	25	ug/L
124-48-1	Dibromochloromethane	2.5	U	1	5	ug/L
106-93-4	1,2-Dibromoethane	2.5	U	2	5	ug/L
127-18-4	Tetrachloroethene	2.5	U	1.4	5	ug/L
108-90-7	Chlorobenzene	2.5	U	2.4	5	ug/L
100-41-4	Ethyl Benzene	2.5	U	1	5	ug/L
179601-23-1	m/p-Xylenes	5	U	4.8	10	ug/L
95-47-6	o-Xylene	2.5	U	2.2	5	ug/L
100-42-5	Styrene	2.5	U	1.8	5	ug/L
75-25-2	Bromoform	2.5	U	2.4	5	ug/L
98-82-8	Isopropylbenzene	2.5	U	2.2	5	ug/L
79-34-5	1,1,2,2-Tetrachloroethane	2.5	U	1.6	5	ug/L
541-73-1	1,3-Dichlorobenzene	2.5	U	2.2	5	ug/L
106-46-7	1,4-Dichlorobenzene	2.5	U	1.6	5	ug/L
95-50-1	1,2-Dichlorobenzene	2.5	U	2.2	5	ug/L
96-12-8	1,2-Dibromo-3-Chloropropane	2.5	U	2.3	5	ug/L
120-82-1	1,2,4-Trichlorobenzene	2.5	U	1	5	ug/L
SURROGATES						
17060-07-0	1,2-Dichloroethane-d4	52.8		70 - 120	106%	SPK: 50
1868-53-7	Dibromofluoromethane	48.7		85 - 115	97%	SPK: 50
2037-26-5	Toluene-d8	48.4		85 - 120	97%	SPK: 50
460-00-4	4-Bromofluorobenzene	39.6		75 - 120	79%	SPK: 50
INTERNAL STANDARDS						
363-72-4	Pentafluorobenzene	1665210	3.88			
540-36-3	1,4-Difluorobenzene	2192040	4.68			
3114-55-4	Chlorobenzene-d5	1677840	9.66			
3855-82-1	1,4-Dichlorobenzene-d4	839866	13.37			

Report of Analysis

Client:	Tetra Tech NUS, Inc.	Date Collected:	01/25/12
Project:	Bethpage CTO-066	Date Received:	01/27/12
Client Sample ID:	BP-VPB132-GW-241	SDG No.:	D1310
Lab Sample ID:	D1310-06	Matrix:	SOIL
Analytical Method:	SW8260B	% Moisture:	100
Sample Wt/Vol:	5.05 Units: g	Final Vol:	5000 uL
Soil Aliquot Vol:	uL	Test:	VOC-TCLVOA-10
GC Column:	RTX-624 ID : 0.25	Level :	LOW

File ID/Qc Batch:	Dilution:	Prep Date	Date Analyzed	Prep Batch ID
VF031038.D	1		01/31/12	VF013112

CAS Number	Parameter	Conc.	Qualifier	MDL	LOQ / CRQL	Units
TARGETS						
75-71-8	Dichlorodifluoromethane	2.5	U	0.64	5	ug/Kg
74-87-3	Chloromethane	2.5	U	0.85	5	ug/Kg
75-01-4	Vinyl Chloride	2.5	U	1.2	5	ug/Kg
74-83-9	Bromomethane	2.5	U	2.4	5	ug/Kg
75-00-3	Chloroethane	2.5	U	1.4	5	ug/Kg
75-69-4	Trichlorofluoromethane	2.5	U	1.3	5	ug/Kg
76-13-1	1,1,2-Trichlorotrifluoroethane	2.5	U	1.3	5	ug/Kg
75-35-4	1,1-Dichloroethene	2.5	U	1.5	5	ug/Kg
67-64-1	Acetone	35		3	25	ug/Kg
75-15-0	Carbon Disulfide	2.5	U	1	5	ug/Kg
1634-04-4	Methyl tert-butyl Ether	2.5	U	0.95	5	ug/Kg
79-20-9	Methyl Acetate	2.5	U	1.5	5	ug/Kg
75-09-2	Methylene Chloride	2.5	U	1.4	5	ug/Kg
156-60-5	trans-1,2-Dichloroethene	2.5	U	0.68	5	ug/Kg
75-34-3	1,1-Dichloroethane	2.5	U	0.93	5	ug/Kg
110-82-7	Cyclohexane	2.5	U	1	5	ug/Kg
78-93-3	2-Butanone	12.5	U	3.1	25	ug/Kg
56-23-5	Carbon Tetrachloride	2.5	U	0.98	5	ug/Kg
156-59-2	cis-1,2-Dichloroethene	2.5	U	0.88	5	ug/Kg
67-66-3	Chloroform	2.5	U	0.73	5	ug/Kg
71-55-6	1,1,1-Trichloroethane	2.5	U	0.87	5	ug/Kg
108-87-2	Methylcyclohexane	2.5	U	1	5	ug/Kg
71-43-2	Benzene	3.4	J	0.38	5	ug/Kg
107-06-2	1,2-Dichloroethane	2.5	U	0.63	5	ug/Kg
79-01-6	Trichloroethene	2.5	U	0.85	5	ug/Kg
78-87-5	1,2-Dichloropropane	2.5	U	0.26	5	ug/Kg
75-27-4	Bromodichloromethane	2.5	U	0.61	5	ug/Kg
108-10-1	4-Methyl-2-Pentanone	12.5	U	2.9	25	ug/Kg
108-88-3	Toluene	2.5	U	0.63	5	ug/Kg
10061-02-6	t-1,3-Dichloropropene	2.5	U	0.78	5	ug/Kg
10061-01-5	cis-1,3-Dichloropropene	2.5	U	0.71	5	ug/Kg

Report of Analysis

Client:	Tetra Tech NUS, Inc.	Date Collected:	01/25/12
Project:	Bethpage CTO-066	Date Received:	01/27/12
Client Sample ID:	BP-VPB132-GW-241	SDG No.:	D1310
Lab Sample ID:	D1310-06	Matrix:	SOIL
Analytical Method:	SW8260B	% Moisture:	100
Sample Wt/Vol:	5.05 Units: g	Final Vol:	5000 uL
Soil Aliquot Vol:	uL	Test:	VOC-TCLVOA-10
GC Column:	RTX-624 ID : 0.25	Level :	LOW

File ID/Qc Batch:	Dilution:	Prep Date	Date Analyzed	Prep Batch ID
VF031038.D	1		01/31/12	VF013112

CAS Number	Parameter	Conc.	Qualifier	MDL	LOQ / CRQL	Units
79-00-5	1,1,2-Trichloroethane	2.5	U	0.89	5	ug/Kg
591-78-6	2-Hexanone	12.5	U	3.9	25	ug/Kg
124-48-1	Dibromochloromethane	2.5	U	0.53	5	ug/Kg
106-93-4	1,2-Dibromoethane	2.5	U	0.63	5	ug/Kg
127-18-4	Tetrachloroethene	2.5	U	1	5	ug/Kg
108-90-7	Chlorobenzene	2.5	U	0.5	5	ug/Kg
100-41-4	Ethyl Benzene	2.5	U	0.61	5	ug/Kg
179601-23-1	m/p-Xylenes	4.95	U	0.71	9.9	ug/Kg
95-47-6	o-Xylene	2.5	U	0.67	5	ug/Kg
100-42-5	Styrene	2.5	U	0.45	5	ug/Kg
75-25-2	Bromoform	2.5	U	0.73	5	ug/Kg
98-82-8	Isopropylbenzene	2.5	U	0.48	5	ug/Kg
79-34-5	1,1,2,2-Tetrachloroethane	2.5	U	0.46	5	ug/Kg
541-73-1	1,3-Dichlorobenzene	2.5	U	0.37	5	ug/Kg
106-46-7	1,4-Dichlorobenzene	2.5	U	0.41	5	ug/Kg
95-50-1	1,2-Dichlorobenzene	2.5	U	0.61	5	ug/Kg
96-12-8	1,2-Dibromo-3-Chloropropane	2.5	U	0.86	5	ug/Kg
120-82-1	1,2,4-Trichlorobenzene	2.5	U	0.69	5	ug/Kg
SURROGATES						
17060-07-0	1,2-Dichloroethane-d4	39.7		55 - 158	79%	SPK: 50
1868-53-7	Dibromofluoromethane	44.2		53 - 156	89%	SPK: 50
2037-26-5	Toluene-d8	46		85 - 115	92%	SPK: 50
460-00-4	4-Bromofluorobenzene	45.2		85 - 120	90%	SPK: 50
INTERNAL STANDARDS						
363-72-4	Pentafluorobenzene	172272	4.37			
540-36-3	1,4-Difluorobenzene	287938	5.11			
3114-55-4	Chlorobenzene-d5	265741	9.3			
3855-82-1	1,4-Dichlorobenzene-d4	132397	12.23			
TENTATIVE IDENTIFIED COMPOUNDS						
000066-25-1	Hexanal	5.0	J		9.02	ug/Kg
000111-84-2	Nonane	5.4	J		9.46	ug/Kg
	unknown10.26	6.9	J		10.26	ug/Kg

Report of Analysis

Client:	Tetra Tech NUS, Inc.	Date Collected:	01/25/12
Project:	Bethpage CTO-066	Date Received:	01/27/12
Client Sample ID:	BP-VPB132-GW-241	SDG No.:	D1310
Lab Sample ID:	D1310-06	Matrix:	SOIL
Analytical Method:	SW8260B	% Moisture:	100
Sample Wt/Vol:	5.05 Units: g	Final Vol:	5000 uL
Soil Aliquot Vol:	uL	Test:	VOC-TCLVOA-10
GC Column:	RTX-624 ID : 0.25	Level :	LOW

File ID/Qc Batch:	Dilution:	Prep Date	Date Analyzed	Prep Batch ID
VF031038.D	1		01/31/12	VF013112

CAS Number	Parameter	Conc.	Qualifier	MDL	LOQ / CRQL	Units
1000144-07-3	1R,2c,3t,4t-Tetramethyl-cyclohexan	5.5	J		10.89	ug/Kg
000624-29-3	Cyclohexane, 1,4-dimethyl-, cis-	5.4	J		11.21	ug/Kg
000124-18-5	Decane	11	J		11.33	ug/Kg
002847-72-5	Decane, 4-methyl-	5.6	J		11.69	ug/Kg
001795-16-0	Cyclohexane, decyl-	5.4	J		11.88	ug/Kg
1000152-47-3	trans-Decalin, 2-methyl-	6.0	J		12.89	ug/Kg

U = Not Detected
LOQ = Limit of Quantitation
MDL = Method Detection Limit
LOD = Limit of Detection
E = Value Exceeds Calibration Range

J = Estimated Value
B = Analyte Found in Associated Method Blank
N = Presumptive Evidence of a Compound
* = Values outside of QC limits
D = Dilution

Report of Analysis

Client:	Tetra Tech NUS, Inc.	Date Collected:	01/26/12
Project:	Bethpage CTO-066	Date Received:	01/27/12
Client Sample ID:	BP-VPB132-GW-261	SDG No.:	D1310
Lab Sample ID:	D1310-07	Matrix:	WATER
Analytical Method:	SW8260B	% Moisture:	100
Sample Wt/Vol:	5 Units: mL	Final Vol:	5000 uL
Soil Aliquot Vol:	uL	Test:	VOC-TCLVOA-10
GC Column:	RTX-VMS ID : 0.18	Level :	LOW

File ID/Qc Batch:	Dilution:	Prep Date	Date Analyzed	Prep Batch ID
VG040614.D	1		01/31/12	vg013112

CAS Number	Parameter	Conc.	Qualifier	MDL	LOQ / CRQL	Units
TARGETS						
75-71-8	Dichlorodifluoromethane	0.5	U	0.2	1	ug/L
74-87-3	Chloromethane	0.5	U	0.2	1	ug/L
75-01-4	Vinyl Chloride	0.5	U	0.34	1	ug/L
74-83-9	Bromomethane	0.5	U	0.2	1	ug/L
75-00-3	Chloroethane	0.5	U	0.2	1	ug/L
75-69-4	Trichlorofluoromethane	0.5	U	0.35	1	ug/L
76-13-1	1,1,2-Trichlorotrifluoroethane	0.5	U	0.45	1	ug/L
75-35-4	1,1-Dichloroethene	0.5	U	0.47	1	ug/L
67-64-1	Acetone	2.5	U	0.5	5	ug/L
75-15-0	Carbon Disulfide	0.5	U	0.2	1	ug/L
1634-04-4	Methyl tert-butyl Ether	3.8		0.35	1	ug/L
79-20-9	Methyl Acetate	0.5	U	0.2	1	ug/L
75-09-2	Methylene Chloride	0.5	U	0.41	1	ug/L
156-60-5	trans-1,2-Dichloroethene	0.5	U	0.41	1	ug/L
75-34-3	1,1-Dichloroethane	5.1		0.36	1	ug/L
110-82-7	Cyclohexane	0.5	U	0.2	1	ug/L
78-93-3	2-Butanone	2.5	U	1.3	5	ug/L
56-23-5	Carbon Tetrachloride	0.5	U	0.2	1	ug/L
156-59-2	cis-1,2-Dichloroethene	0.5	U	0.35	1	ug/L
67-66-3	Chloroform	0.5	U	0.34	1	ug/L
71-55-6	1,1,1-Trichloroethane	0.5	U	0.4	1	ug/L
108-87-2	Methylcyclohexane	0.5	U	0.2	1	ug/L
71-43-2	Benzene	0.5	U	0.32	1	ug/L
107-06-2	1,2-Dichloroethane	0.5	U	0.48	1	ug/L
79-01-6	Trichloroethene	0.5	U	0.28	1	ug/L
78-87-5	1,2-Dichloropropane	0.5	U	0.46	1	ug/L
75-27-4	Bromodichloromethane	0.5	U	0.36	1	ug/L
108-10-1	4-Methyl-2-Pentanone	2.5	U	2.1	5	ug/L
108-88-3	Toluene	0.5	U	0.37	1	ug/L
10061-02-6	t-1,3-Dichloropropene	0.5	U	0.29	1	ug/L
10061-01-5	cis-1,3-Dichloropropene	0.5	U	0.31	1	ug/L

Report of Analysis

Client:	Tetra Tech NUS, Inc.	Date Collected:	01/26/12
Project:	Bethpage CTO-066	Date Received:	01/27/12
Client Sample ID:	BP-VPB132-GW-261	SDG No.:	D1310
Lab Sample ID:	D1310-07	Matrix:	WATER
Analytical Method:	SW8260B	% Moisture:	100
Sample Wt/Vol:	5 Units: mL	Final Vol:	5000 uL
Soil Aliquot Vol:	uL	Test:	VOC-TCLVOA-10
GC Column:	RTX-VMS ID: 0.18	Level :	LOW

File ID/Qc Batch:	Dilution:	Prep Date	Date Analyzed	Prep Batch ID
VG040614.D	1		01/31/12	vg013112

CAS Number	Parameter	Conc.	Qualifier	MDL	LOQ / CRQL	Units
79-00-5	1,1,2-Trichloroethane	0.5	U	0.38	1	ug/L
591-78-6	2-Hexanone	2.5	U	1.9	5	ug/L
124-48-1	Dibromochloromethane	0.5	U	0.2	1	ug/L
106-93-4	1,2-Dibromoethane	0.5	U	0.41	1	ug/L
127-18-4	Tetrachloroethene	0.5	U	0.27	1	ug/L
108-90-7	Chlorobenzene	0.5	U	0.49	1	ug/L
100-41-4	Ethyl Benzene	0.5	U	0.2	1	ug/L
179601-23-1	m/p-Xylenes	1	U	0.95	2	ug/L
95-47-6	o-Xylene	0.5	U	0.43	1	ug/L
100-42-5	Styrene	0.5	U	0.36	1	ug/L
75-25-2	Bromoform	0.5	U	0.47	1	ug/L
98-82-8	Isopropylbenzene	0.5	U	0.45	1	ug/L
79-34-5	1,1,2,2-Tetrachloroethane	0.5	U	0.31	1	ug/L
541-73-1	1,3-Dichlorobenzene	0.5	U	0.43	1	ug/L
106-46-7	1,4-Dichlorobenzene	0.5	U	0.32	1	ug/L
95-50-1	1,2-Dichlorobenzene	0.5	U	0.45	1	ug/L
96-12-8	1,2-Dibromo-3-Chloropropane	0.5	U	0.46	1	ug/L
120-82-1	1,2,4-Trichlorobenzene	0.5	U	0.2	1	ug/L
SURROGATES						
17060-07-0	1,2-Dichloroethane-d4	54.2		70 - 120	108%	SPK: 50
1868-53-7	Dibromofluoromethane	49.3		85 - 115	99%	SPK: 50
2037-26-5	Toluene-d8	41.8	*	85 - 120	84%	SPK: 50
460-00-4	4-Bromofluorobenzene	38.3		75 - 120	77%	SPK: 50
INTERNAL STANDARDS						
363-72-4	Pentafluorobenzene	1600460	3.87			
540-36-3	1,4-Difluorobenzene	2128580	4.69			
3114-55-4	Chlorobenzene-d5	1546070	9.66			
3855-82-1	1,4-Dichlorobenzene-d4	781813	13.38			

Report of Analysis

Client:	Tetra Tech NUS, Inc.	Date Collected:	01/26/12
Project:	Bethpage CTO-066	Date Received:	01/27/12
Client Sample ID:	BP-VPB132-GW-281	SDG No.:	D1310
Lab Sample ID:	D1310-08	Matrix:	WATER
Analytical Method:	SW8260B	% Moisture:	100
Sample Wt/Vol:	5 Units: mL	Final Vol:	5000 uL
Soil Aliquot Vol:	uL	Test:	VOC-TCLVOA-10
GC Column:	RTX-VMS ID: 0.18	Level :	LOW

File ID/Qc Batch:	Dilution:	Prep Date	Date Analyzed	Prep Batch ID
VG040615.D	1		01/31/12	vg013112

CAS Number	Parameter	Conc.	Qualifier	MDL	LOQ / CRQL	Units
TARGETS						
75-71-8	Dichlorodifluoromethane	0.5	U	0.2	1	ug/L
74-87-3	Chloromethane	0.5	U	0.2	1	ug/L
75-01-4	Vinyl Chloride	0.5	U	0.34	1	ug/L
74-83-9	Bromomethane	0.5	U	0.2	1	ug/L
75-00-3	Chloroethane	0.5	U	0.2	1	ug/L
75-69-4	Trichlorofluoromethane	0.5	U	0.35	1	ug/L
76-13-1	1,1,2-Trichlorotrifluoroethane	0.5	U	0.45	1	ug/L
75-35-4	1,1-Dichloroethene	0.5	U	0.47	1	ug/L
67-64-1	Acetone	2.5	U	0.5	5	ug/L
75-15-0	Carbon Disulfide	0.57	J	0.2	1	ug/L
1634-04-4	Methyl tert-butyl Ether	0.5	U	0.35	1	ug/L
79-20-9	Methyl Acetate	0.5	U	0.2	1	ug/L
75-09-2	Methylene Chloride	0.5	U	0.41	1	ug/L
156-60-5	trans-1,2-Dichloroethene	0.5	U	0.41	1	ug/L
75-34-3	1,1-Dichloroethane	0.5	U	0.36	1	ug/L
110-82-7	Cyclohexane	0.5	U	0.2	1	ug/L
78-93-3	2-Butanone	2.5	U	1.3	5	ug/L
56-23-5	Carbon Tetrachloride	0.5	U	0.2	1	ug/L
156-59-2	cis-1,2-Dichloroethene	0.5	U	0.35	1	ug/L
67-66-3	Chloroform	0.5	U	0.34	1	ug/L
71-55-6	1,1,1-Trichloroethane	0.5	U	0.4	1	ug/L
108-87-2	Methylcyclohexane	0.5	U	0.2	1	ug/L
71-43-2	Benzene	0.5	U	0.32	1	ug/L
107-06-2	1,2-Dichloroethane	0.5	U	0.48	1	ug/L
79-01-6	Trichloroethene	0.5	U	0.28	1	ug/L
78-87-5	1,2-Dichloropropane	0.5	U	0.46	1	ug/L
75-27-4	Bromodichloromethane	0.5	U	0.36	1	ug/L
108-10-1	4-Methyl-2-Pentanone	2.5	U	2.1	5	ug/L
108-88-3	Toluene	0.5	U	0.37	1	ug/L
10061-02-6	t-1,3-Dichloropropene	0.5	U	0.29	1	ug/L
10061-01-5	cis-1,3-Dichloropropene	0.5	U	0.31	1	ug/L

Report of Analysis

Client:	Tetra Tech NUS, Inc.	Date Collected:	01/26/12
Project:	Bethpage CTO-066	Date Received:	01/27/12
Client Sample ID:	BP-VPB132-GW-281	SDG No.:	D1310
Lab Sample ID:	D1310-08	Matrix:	WATER
Analytical Method:	SW8260B	% Moisture:	100
Sample Wt/Vol:	5 Units: mL	Final Vol:	5000 uL
Soil Aliquot Vol:	uL	Test:	VOC-TCLVOA-10
GC Column:	RTX-VMS ID : 0.18	Level :	LOW

File ID/Qc Batch:	Dilution:	Prep Date	Date Analyzed	Prep Batch ID
VG040615.D	1		01/31/12	vg013112

CAS Number	Parameter	Conc.	Qualifier	MDL	LOQ / CRQL	Units
79-00-5	1,1,2-Trichloroethane	0.5	U	0.38	1	ug/L
591-78-6	2-Hexanone	2.5	U	1.9	5	ug/L
124-48-1	Dibromochloromethane	0.5	U	0.2	1	ug/L
106-93-4	1,2-Dibromoethane	0.5	U	0.41	1	ug/L
127-18-4	Tetrachloroethene	0.5	U	0.27	1	ug/L
108-90-7	Chlorobenzene	0.5	U	0.49	1	ug/L
100-41-4	Ethyl Benzene	0.5	U	0.2	1	ug/L
179601-23-1	m/p-Xylenes	1	U	0.95	2	ug/L
95-47-6	o-Xylene	0.5	U	0.43	1	ug/L
100-42-5	Styrene	0.5	U	0.36	1	ug/L
75-25-2	Bromoform	0.5	U	0.47	1	ug/L
98-82-8	Isopropylbenzene	0.5	U	0.45	1	ug/L
79-34-5	1,1,2,2-Tetrachloroethane	0.5	U	0.31	1	ug/L
541-73-1	1,3-Dichlorobenzene	0.5	U	0.43	1	ug/L
106-46-7	1,4-Dichlorobenzene	0.5	U	0.32	1	ug/L
95-50-1	1,2-Dichlorobenzene	0.5	U	0.45	1	ug/L
96-12-8	1,2-Dibromo-3-Chloropropane	0.5	U	0.46	1	ug/L
120-82-1	1,2,4-Trichlorobenzene	0.5	U	0.2	1	ug/L
SURROGATES						
17060-07-0	1,2-Dichloroethane-d4	53.6		70 - 120	107%	SPK: 50
1868-53-7	Dibromofluoromethane	47.6		85 - 115	95%	SPK: 50
2037-26-5	Toluene-d8	46.3		85 - 120	93%	SPK: 50
460-00-4	4-Bromofluorobenzene	39		75 - 120	78%	SPK: 50
INTERNAL STANDARDS						
363-72-4	Pentafluorobenzene	1612060	3.89			
540-36-3	1,4-Difluorobenzene	2112770	4.69			
3114-55-4	Chlorobenzene-d5	1612650	9.67			
3855-82-1	1,4-Dichlorobenzene-d4	775627	13.37			

Report of Analysis

Client:	Tetra Tech NUS, Inc.	Date Collected:	01/30/12
Project:	Bethpage CTO-066	Date Received:	02/03/12
Client Sample ID:	BP-VPB132-GW-301	SDG No.:	D1396
Lab Sample ID:	D1396-02	Matrix:	WATER
Analytical Method:	SW8260C	% Moisture:	100
Sample Wt/Vol:	5 Units: mL	Final Vol:	5000 uL
Soil Aliquot Vol:	uL	Test:	VOC-TCLVOA-10
GC Column:	RTX-VMS ID : 0.18	Level :	LOW

File ID/Qc Batch:	Dilution:	Prep Date	Date Analyzed	Prep Batch ID
VG040730.D	1		02/03/12	VG020312

CAS Number	Parameter	Conc.	Qualifier	LOD	LOQ / CRQL	Units
TARGETS						
75-71-8	Dichlorodifluoromethane	0.5	U	0.5	1	ug/L
74-87-3	Chloromethane	0.5	U	0.5	1	ug/L
75-01-4	Vinyl Chloride	0.5	U	0.5	1	ug/L
74-83-9	Bromomethane	0.5	U	0.5	1	ug/L
75-00-3	Chloroethane	0.5	U	0.5	1	ug/L
75-69-4	Trichlorofluoromethane	0.5	U	0.5	1	ug/L
76-13-1	1,1,2-Trichlorotrifluoroethane	0.5	U	0.5	1	ug/L
75-35-4	1,1-Dichloroethene	0.5	U	0.5	1	ug/L
67-64-1	Acetone	2.5	U	2.5	5	ug/L
75-15-0	Carbon Disulfide	0.5	U	0.5	1	ug/L
1634-04-4	Methyl tert-butyl Ether	0.5	U	0.5	1	ug/L
79-20-9	Methyl Acetate	0.5	U	0.5	1	ug/L
75-09-2	Methylene Chloride	0.5	U	0.5	1	ug/L
156-60-5	trans-1,2-Dichloroethene	0.5	U	0.5	1	ug/L
75-34-3	1,1-Dichloroethane	0.5	U	0.5	1	ug/L
110-82-7	Cyclohexane	0.5	U	0.5	1	ug/L
78-93-3	2-Butanone	2.5	U	2.5	5	ug/L
56-23-5	Carbon Tetrachloride	0.5	U	0.5	1	ug/L
156-59-2	cis-1,2-Dichloroethene	0.5	U	0.5	1	ug/L
67-66-3	Chloroform	0.5	U	0.5	1	ug/L
71-55-6	1,1,1-Trichloroethane	0.5	U	0.5	1	ug/L
108-87-2	Methylcyclohexane	0.5	U	0.5	1	ug/L
71-43-2	Benzene	0.5	U	0.5	1	ug/L
107-06-2	1,2-Dichloroethane	0.5	U	0.5	1	ug/L
79-01-6	Trichloroethene	0.5	U	0.5	1	ug/L
78-87-5	1,2-Dichloropropane	0.5	U	0.5	1	ug/L
75-27-4	Bromodichloromethane	0.5	U	0.5	1	ug/L
108-10-1	4-Methyl-2-Pentanone	2.5	U	2.5	5	ug/L
108-88-3	Toluene	0.5	U	0.5	1	ug/L
10061-02-6	t-1,3-Dichloropropene	0.5	U	0.5	1	ug/L
10061-01-5	cis-1,3-Dichloropropene	0.5	U	0.5	1	ug/L

Report of Analysis

Client:	Tetra Tech NUS, Inc.	Date Collected:	01/30/12
Project:	Bethpage CTO-066	Date Received:	02/03/12
Client Sample ID:	BP-VPB132-GW-301	SDG No.:	D1396
Lab Sample ID:	D1396-02	Matrix:	WATER
Analytical Method:	SW8260C	% Moisture:	100
Sample Wt/Vol:	5 Units: mL	Final Vol:	5000 uL
Soil Aliquot Vol:	uL	Test:	VOC-TCLVOA-10
GC Column:	RTX-VMS ID : 0.18	Level :	LOW

File ID/Qc Batch:	Dilution:	Prep Date	Date Analyzed	Prep Batch ID
VG040730.D	1		02/03/12	VG020312

CAS Number	Parameter	Conc.	Qualifier	LOD	LOQ / CRQL	Units
79-00-5	1,1,2-Trichloroethane	0.5	U	0.5	1	ug/L
591-78-6	2-Hexanone	2.5	U	2.5	5	ug/L
124-48-1	Dibromochloromethane	0.5	U	0.5	1	ug/L
106-93-4	1,2-Dibromoethane	0.5	U	0.5	1	ug/L
127-18-4	Tetrachloroethene	0.5	U	0.5	1	ug/L
108-90-7	Chlorobenzene	0.5	U	0.5	1	ug/L
100-41-4	Ethyl Benzene	0.5	U	0.5	1	ug/L
179601-23-1	m/p-Xylenes	1	U	1	2	ug/L
95-47-6	o-Xylene	0.5	U	0.5	1	ug/L
100-42-5	Styrene	0.5	U	0.5	1	ug/L
75-25-2	Bromoform	0.5	U	0.5	1	ug/L
98-82-8	Isopropylbenzene	0.5	U	0.5	1	ug/L
79-34-5	1,1,2,2-Tetrachloroethane	0.5	U	0.5	1	ug/L
541-73-1	1,3-Dichlorobenzene	0.5	U	0.5	1	ug/L
106-46-7	1,4-Dichlorobenzene	0.5	U	0.5	1	ug/L
95-50-1	1,2-Dichlorobenzene	0.5	U	0.5	1	ug/L
96-12-8	1,2-Dibromo-3-Chloropropane	0.5	U	0.5	1	ug/L
120-82-1	1,2,4-Trichlorobenzene	0.5	U	0.5	1	ug/L
SURROGATES						
17060-07-0	1,2-Dichloroethane-d4	59.7		70 - 120	119%	SPK: 50
1868-53-7	Dibromofluoromethane	49.4		85 - 115	99%	SPK: 50
2037-26-5	Toluene-d8	44.3		85 - 120	89%	SPK: 50
460-00-4	4-Bromofluorobenzene	43.4		75 - 120	87%	SPK: 50
INTERNAL STANDARDS						
363-72-4	Pentafluorobenzene	967948	3.88			
540-36-3	1,4-Difluorobenzene	1332180	4.67			
3114-55-4	Chlorobenzene-d5	1087430	9.66			
3855-82-1	1,4-Dichlorobenzene-d4	564764	13.36			

Report of Analysis

Client:	Tetra Tech NUS, Inc.		Date Collected:	01/30/12	
Project:	Bethpage CTO-066		Date Received:	02/03/12	
Client Sample ID:	BP-VPB132-GW-301		SDG No.:	D1396	
Lab Sample ID:	D1396-02		Matrix:	WATER	
Analytical Method:	SW8260C		% Moisture:	100	
Sample Wt/Vol:	5	Units: mL	Final Vol:	5000	uL
Soil Aliquot Vol:			Test:	VOC-TCLVOA-10	
GC Column:	RTX-VMS	ID: 0.18	Level:	LOW	

File ID/Qc Batch:	Dilution:	Prep Date	Date Analyzed	Prep Batch ID
VG040730.D	1		02/03/12	VG020312

CAS Number	Parameter	Conc.	Qualifier	LOD	LOQ / CRQL	Units
------------	-----------	-------	-----------	-----	------------	-------

U = Not Detected
 LOQ = Limit of Quantitation
 MDL = Method Detection Limit
 LOD = Limit of Detection
 E = Value Exceeds Calibration Range
 Q = indicates LCS control criteria did not meet requirements

J = Estimated Value
 B = Analyte Found in Associated Method Blank
 N = Presumptive Evidence of a Compound
 * = Values outside of QC limits
 D = Dilution

Report of Analysis

Client:	Tetra Tech NUS, Inc.	Date Collected:	01/30/12
Project:	Bethpage CTO-066	Date Received:	02/03/12
Client Sample ID:	BP-VPB132-GW-321	SDG No.:	D1396
Lab Sample ID:	D1396-03	Matrix:	WATER
Analytical Method:	SW8260C	% Moisture:	100
Sample Wt/Vol:	5 Units: mL	Final Vol:	5000 uL
Soil Aliquot Vol:	uL	Test:	VOC-TCLVOA-10
GC Column:	RTX-VMS ID : 0.18	Level :	LOW

File ID/Qc Batch:	Dilution:	Prep Date	Date Analyzed	Prep Batch ID
VG040731.D	1		02/03/12	VG020312

CAS Number	Parameter	Conc.	Qualifier	LOD	LOQ / CRQL	Units
TARGETS						
75-71-8	Dichlorodifluoromethane	0.5	U	0.5	1	ug/L
74-87-3	Chloromethane	0.5	U	0.5	1	ug/L
75-01-4	Vinyl Chloride	0.5	U	0.5	1	ug/L
74-83-9	Bromomethane	0.5	U	0.5	1	ug/L
75-00-3	Chloroethane	0.5	U	0.5	1	ug/L
75-69-4	Trichlorofluoromethane	0.5	U	0.5	1	ug/L
76-13-1	1,1,2-Trichlorotrifluoroethane	0.5	U	0.5	1	ug/L
75-35-4	1,1-Dichloroethene	0.5	U	0.5	1	ug/L
67-64-1	Acetone	2.5	U	2.5	5	ug/L
75-15-0	Carbon Disulfide	0.5	U	0.5	1	ug/L
1634-04-4	Methyl tert-butyl Ether	0.5	U	0.5	1	ug/L
79-20-9	Methyl Acetate	0.5	U	0.5	1	ug/L
75-09-2	Methylene Chloride	0.5	U	0.5	1	ug/L
156-60-5	trans-1,2-Dichloroethene	0.5	U	0.5	1	ug/L
75-34-3	1,1-Dichloroethane	0.5	U	0.5	1	ug/L
110-82-7	Cyclohexane	0.5	U	0.5	1	ug/L
78-93-3	2-Butanone	2.5	U	2.5	5	ug/L
56-23-5	Carbon Tetrachloride	0.5	U	0.5	1	ug/L
156-59-2	cis-1,2-Dichloroethene	0.5	U	0.5	1	ug/L
67-66-3	Chloroform	0.5	U	0.5	1	ug/L
71-55-6	1,1,1-Trichloroethane	0.5	U	0.5	1	ug/L
108-87-2	Methylcyclohexane	0.5	U	0.5	1	ug/L
71-43-2	Benzene	0.5	U	0.5	1	ug/L
107-06-2	1,2-Dichloroethane	0.5	U	0.5	1	ug/L
79-01-6	Trichloroethene	0.5	U	0.5	1	ug/L
78-87-5	1,2-Dichloropropane	0.5	U	0.5	1	ug/L
75-27-4	Bromodichloromethane	0.5	U	0.5	1	ug/L
108-10-1	4-Methyl-2-Pentanone	2.5	U	2.5	5	ug/L
108-88-3	Toluene	0.5	U	0.5	1	ug/L
10061-02-6	t-1,3-Dichloropropene	0.5	U	0.5	1	ug/L
10061-01-5	cis-1,3-Dichloropropene	0.5	U	0.5	1	ug/L

Report of Analysis

Client:	Tetra Tech NUS, Inc.	Date Collected:	01/30/12
Project:	Bethpage CTO-066	Date Received:	02/03/12
Client Sample ID:	BP-VPB132-GW-321	SDG No.:	D1396
Lab Sample ID:	D1396-03	Matrix:	WATER
Analytical Method:	SW8260C	% Moisture:	100
Sample Wt/Vol:	5 Units: mL	Final Vol:	5000 uL
Soil Aliquot Vol:	uL	Test:	VOC-TCLVOA-10
GC Column:	RTX-VMS ID : 0.18	Level :	LOW

File ID/Qc Batch:	Dilution:	Prep Date	Date Analyzed	Prep Batch ID
VG040731.D	1		02/03/12	VG020312

CAS Number	Parameter	Conc.	Qualifier	LOD	LOQ / CRQL	Units
79-00-5	1,1,2-Trichloroethane	0.5	U	0.5	1	ug/L
591-78-6	2-Hexanone	2.5	U	2.5	5	ug/L
124-48-1	Dibromochloromethane	0.5	U	0.5	1	ug/L
106-93-4	1,2-Dibromoethane	0.5	U	0.5	1	ug/L
127-18-4	Tetrachloroethene	0.5	U	0.5	1	ug/L
108-90-7	Chlorobenzene	0.5	U	0.5	1	ug/L
100-41-4	Ethyl Benzene	0.5	U	0.5	1	ug/L
179601-23-1	m/p-Xylenes	1	U	1	2	ug/L
95-47-6	o-Xylene	0.5	U	0.5	1	ug/L
100-42-5	Styrene	0.5	U	0.5	1	ug/L
75-25-2	Bromoform	0.5	U	0.5	1	ug/L
98-82-8	Isopropylbenzene	0.5	U	0.5	1	ug/L
79-34-5	1,1,2,2-Tetrachloroethane	0.5	U	0.5	1	ug/L
541-73-1	1,3-Dichlorobenzene	0.5	U	0.5	1	ug/L
106-46-7	1,4-Dichlorobenzene	0.5	U	0.5	1	ug/L
95-50-1	1,2-Dichlorobenzene	0.5	U	0.5	1	ug/L
96-12-8	1,2-Dibromo-3-Chloropropane	0.5	U	0.5	1	ug/L
120-82-1	1,2,4-Trichlorobenzene	0.5	U	0.5	1	ug/L
SURROGATES						
17060-07-0	1,2-Dichloroethane-d4	56.2		70 - 120	112%	SPK: 50
1868-53-7	Dibromofluoromethane	50		85 - 115	100%	SPK: 50
2037-26-5	Toluene-d8	44.7		85 - 120	89%	SPK: 50
460-00-4	4-Bromofluorobenzene	41.6		75 - 120	83%	SPK: 50
INTERNAL STANDARDS						
363-72-4	Pentafluorobenzene	1063000	3.88			
540-36-3	1,4-Difluorobenzene	1338430	4.68			
3114-55-4	Chlorobenzene-d5	1121090	9.66			
3855-82-1	1,4-Dichlorobenzene-d4	551044	13.37			

Report of Analysis

Client:	Tetra Tech NUS, Inc.	Date Collected:	01/30/12
Project:	Bethpage CTO-066	Date Received:	02/03/12
Client Sample ID:	BP-VPB132-GW-321	SDG No.:	D1396
Lab Sample ID:	D1396-03	Matrix:	WATER
Analytical Method:	SW8260C	% Moisture:	100
Sample Wt/Vol:	5 Units: mL	Final Vol:	5000 uL
Soil Aliquot Vol:	uL	Test:	VOC-TCLVOA-10
GC Column:	RTX-VMS ID : 0.18	Level :	LOW

File ID/Qc Batch:	Dilution:	Prep Date	Date Analyzed	Prep Batch ID
VG040731.D	1		02/03/12	VG020312

CAS Number	Parameter	Conc.	Qualifier	LOD	LOQ / CRQL	Units
------------	-----------	-------	-----------	-----	------------	-------

U = Not Detected

LOQ = Limit of Quantitation

MDL = Method Detection Limit

LOD = Limit of Detection

E = Value Exceeds Calibration Range

Q = indicates LCS control criteria did not meet requirements

J = Estimated Value

B = Analyte Found in Associated Method Blank

N = Presumptive Evidence of a Compound

* = Values outside of QC limits

D = Dilution

Report of Analysis

Client:	Tetra Tech NUS, Inc.	Date Collected:	01/31/12
Project:	Bethpage CTO-066	Date Received:	02/03/12
Client Sample ID:	BP-VPB132-GW-341	SDG No.:	D1396
Lab Sample ID:	D1396-04	Matrix:	WATER
Analytical Method:	SW8260C	% Moisture:	100
Sample Wt/Vol:	5 Units: mL	Final Vol:	5000 uL
Soil Aliquot Vol:	uL	Test:	VOC-TCLVOA-10
GC Column:	RTX-VMS ID : 0.18	Level :	LOW

File ID/Qc Batch:	Dilution:	Prep Date	Date Analyzed	Prep Batch ID
VG040732.D	1		02/03/12	VG020312

CAS Number	Parameter	Conc.	Qualifier	LOD	LOQ / CRQL	Units
TARGETS						
75-71-8	Dichlorodifluoromethane	0.5	U	0.5	1	ug/L
74-87-3	Chloromethane	0.5	U	0.5	1	ug/L
75-01-4	Vinyl Chloride	0.5	U	0.5	1	ug/L
74-83-9	Bromomethane	0.5	U	0.5	1	ug/L
75-00-3	Chloroethane	0.5	U	0.5	1	ug/L
75-69-4	Trichlorofluoromethane	0.5	U	0.5	1	ug/L
76-13-1	1,1,2-Trichlorotrifluoroethane	0.5	U	0.5	1	ug/L
75-35-4	1,1-Dichloroethene	0.5	U	0.5	1	ug/L
67-64-1	Acetone	2.5	U	2.5	5	ug/L
75-15-0	Carbon Disulfide	0.5	U	0.5	1	ug/L
1634-04-4	Methyl tert-butyl Ether	0.5	U	0.5	1	ug/L
79-20-9	Methyl Acetate	0.5	U	0.5	1	ug/L
75-09-2	Methylene Chloride	0.5	U	0.5	1	ug/L
156-60-5	trans-1,2-Dichloroethene	0.5	U	0.5	1	ug/L
75-34-3	1,1-Dichloroethane	0.5	U	0.5	1	ug/L
110-82-7	Cyclohexane	0.5	U	0.5	1	ug/L
78-93-3	2-Butanone	2.5	U	2.5	5	ug/L
56-23-5	Carbon Tetrachloride	0.5	U	0.5	1	ug/L
156-59-2	cis-1,2-Dichloroethene	0.5	U	0.5	1	ug/L
67-66-3	Chloroform	0.5	U	0.5	1	ug/L
71-55-6	1,1,1-Trichloroethane	0.5	U	0.5	1	ug/L
108-87-2	Methylcyclohexane	0.5	U	0.5	1	ug/L
71-43-2	Benzene	0.5	U	0.5	1	ug/L
107-06-2	1,2-Dichloroethane	0.5	U	0.5	1	ug/L
79-01-6	Trichloroethene	0.5	U	0.5	1	ug/L
78-87-5	1,2-Dichloropropane	0.5	U	0.5	1	ug/L
75-27-4	Bromodichloromethane	0.5	U	0.5	1	ug/L
108-10-1	4-Methyl-2-Pentanone	2.5	U	2.5	5	ug/L
108-88-3	Toluene	0.5	U	0.5	1	ug/L
10061-02-6	t-1,3-Dichloropropene	0.5	U	0.5	1	ug/L
10061-01-5	cis-1,3-Dichloropropene	0.5	U	0.5	1	ug/L

Report of Analysis

Client:	Tetra Tech NUS, Inc.	Date Collected:	01/31/12
Project:	Bethpage CTO-066	Date Received:	02/03/12
Client Sample ID:	BP-VPB132-GW-341	SDG No.:	D1396
Lab Sample ID:	D1396-04	Matrix:	WATER
Analytical Method:	SW8260C	% Moisture:	100
Sample Wt/Vol:	5 Units: mL	Final Vol:	5000 uL
Soil Aliquot Vol:	uL	Test:	VOC-TCLVOA-10
GC Column:	RTX-VMS ID: 0.18	Level :	LOW

File ID/Qc Batch:	Dilution:	Prep Date	Date Analyzed	Prep Batch ID
VG040732.D	1		02/03/12	VG020312

CAS Number	Parameter	Conc.	Qualifier	LOD	LOQ / CRQL	Units
79-00-5	1,1,2-Trichloroethane	0.5	U	0.5	1	ug/L
591-78-6	2-Hexanone	2.5	U	2.5	5	ug/L
124-48-1	Dibromochloromethane	0.5	U	0.5	1	ug/L
106-93-4	1,2-Dibromoethane	0.5	U	0.5	1	ug/L
127-18-4	Tetrachloroethene	0.5	U	0.5	1	ug/L
108-90-7	Chlorobenzene	0.5	U	0.5	1	ug/L
100-41-4	Ethyl Benzene	0.5	U	0.5	1	ug/L
179601-23-1	m/p-Xylenes	1	U	1	2	ug/L
95-47-6	o-Xylene	0.5	U	0.5	1	ug/L
100-42-5	Styrene	0.5	U	0.5	1	ug/L
75-25-2	Bromoform	0.5	U	0.5	1	ug/L
98-82-8	Isopropylbenzene	0.5	U	0.5	1	ug/L
79-34-5	1,1,2,2-Tetrachloroethane	0.5	U	0.5	1	ug/L
541-73-1	1,3-Dichlorobenzene	0.5	U	0.5	1	ug/L
106-46-7	1,4-Dichlorobenzene	0.5	U	0.5	1	ug/L
95-50-1	1,2-Dichlorobenzene	0.5	U	0.5	1	ug/L
96-12-8	1,2-Dibromo-3-Chloropropane	0.5	U	0.5	1	ug/L
120-82-1	1,2,4-Trichlorobenzene	0.5	U	0.5	1	ug/L
SURROGATES						
17060-07-0	1,2-Dichloroethane-d4	60.2		70 - 120	120%	SPK: 50
1868-53-7	Dibromofluoromethane	50.9		85 - 115	102%	SPK: 50
2037-26-5	Toluene-d8	44.4		85 - 120	89%	SPK: 50
460-00-4	4-Bromofluorobenzene	41.9		75 - 120	84%	SPK: 50
INTERNAL STANDARDS						
363-72-4	Pentafluorobenzene	961661	3.88			
540-36-3	1,4-Difluorobenzene	1322260	4.68			
3114-55-4	Chlorobenzene-d5	1109660	9.66			
3855-82-1	1,4-Dichlorobenzene-d4	544612	13.37			

Report of Analysis

Client:	Tetra Tech NUS, Inc.		Date Collected:	01/31/12	
Project:	Bethpage CTO-066		Date Received:	02/03/12	
Client Sample ID:	BP-VPB132-GW-341		SDG No.:	D1396	
Lab Sample ID:	D1396-04		Matrix:	WATER	
Analytical Method:	SW8260C		% Moisture:	100	
Sample Wt/Vol:	5	Units: mL	Final Vol:	5000	uL
Soil Aliquot Vol:			Test:	VOC-TCLVOA-10	
GC Column:	RTX-VMS	ID : 0.18	Level :	LOW	

File ID/Qc Batch:	Dilution:	Prep Date	Date Analyzed	Prep Batch ID
VG040732.D	1		02/03/12	VG020312

CAS Number	Parameter	Conc.	Qualifier	LOD	LOQ / CRQL	Units
------------	-----------	-------	-----------	-----	------------	-------

U = Not Detected
 LOQ = Limit of Quantitation
 MDL = Method Detection Limit
 LOD = Limit of Detection
 E = Value Exceeds Calibration Range
 Q = indicates LCS control criteria did not meet requirements

J = Estimated Value
 B = Analyte Found in Associated Method Blank
 N = Presumptive Evidence of a Compound
 * = Values outside of QC limits
 D = Dilution

Report of Analysis

Client:	Tetra Tech NUS, Inc.	Date Collected:	01/31/12
Project:	Bethpage CTO-066	Date Received:	02/03/12
Client Sample ID:	BP-VPB132-GW-361	SDG No.:	D1396
Lab Sample ID:	D1396-05	Matrix:	WATER
Analytical Method:	SW8260C	% Moisture:	100
Sample Wt/Vol:	5 Units: mL	Final Vol:	5000 uL
Soil Aliquot Vol:	uL	Test:	VOC-TCLVOA-10
GC Column:	RTX-VMS ID : 0.18	Level :	LOW

File ID/Qc Batch:	Dilution:	Prep Date	Date Analyzed	Prep Batch ID
VG040783.D	1		02/06/12	VG020612

CAS Number	Parameter	Conc.	Qualifier	LOD	LOQ / CRQL	Units
TARGETS						
75-71-8	Dichlorodifluoromethane	0.5	U	0.5	1	ug/L
74-87-3	Chloromethane	0.5	U	0.5	1	ug/L
75-01-4	Vinyl Chloride	0.5	U	0.5	1	ug/L
74-83-9	Bromomethane	0.5	U	0.5	1	ug/L
75-00-3	Chloroethane	0.5	U	0.5	1	ug/L
75-69-4	Trichlorofluoromethane	0.5	U	0.5	1	ug/L
76-13-1	1,1,2-Trichlorotrifluoroethane	0.5	U	0.5	1	ug/L
75-35-4	1,1-Dichloroethene	0.5	U	0.5	1	ug/L
67-64-1	Acetone	2.5	U	2.5	5	ug/L
75-15-0	Carbon Disulfide	0.5	U	0.5	1	ug/L
1634-04-4	Methyl tert-butyl Ether	0.5	U	0.5	1	ug/L
79-20-9	Methyl Acetate	0.5	U	0.5	1	ug/L
75-09-2	Methylene Chloride	0.5	U	0.5	1	ug/L
156-60-5	trans-1,2-Dichloroethene	0.5	U	0.5	1	ug/L
75-34-3	1,1-Dichloroethane	0.5	U	0.5	1	ug/L
110-82-7	Cyclohexane	0.5	U	0.5	1	ug/L
78-93-3	2-Butanone	2.5	U	2.5	5	ug/L
56-23-5	Carbon Tetrachloride	0.5	U	0.5	1	ug/L
156-59-2	cis-1,2-Dichloroethene	0.5	U	0.5	1	ug/L
67-66-3	Chloroform	0.5	U	0.5	1	ug/L
71-55-6	1,1,1-Trichloroethane	0.5	U	0.5	1	ug/L
108-87-2	Methylcyclohexane	0.5	U	0.5	1	ug/L
71-43-2	Benzene	0.5	U	0.5	1	ug/L
107-06-2	1,2-Dichloroethane	0.5	U	0.5	1	ug/L
79-01-6	Trichloroethene	0.5	U	0.5	1	ug/L
78-87-5	1,2-Dichloropropane	0.5	U	0.5	1	ug/L
75-27-4	Bromodichloromethane	0.5	U	0.5	1	ug/L
108-10-1	4-Methyl-2-Pentanone	2.5	U	2.5	5	ug/L
108-88-3	Toluene	0.5	U	0.5	1	ug/L
10061-02-6	t-1,3-Dichloropropene	0.5	U	0.5	1	ug/L
10061-01-5	cis-1,3-Dichloropropene	0.5	U	0.5	1	ug/L

Report of Analysis

Client:	Tetra Tech NUS, Inc.	Date Collected:	01/31/12
Project:	Bethpage CTO-066	Date Received:	02/03/12
Client Sample ID:	BP-VPB132-GW-361	SDG No.:	D1396
Lab Sample ID:	D1396-05	Matrix:	WATER
Analytical Method:	SW8260C	% Moisture:	100
Sample Wt/Vol:	5 Units: mL	Final Vol:	5000 uL
Soil Aliquot Vol:	uL	Test:	VOC-TCLVOA-10
GC Column:	RTX-VMS ID : 0.18	Level :	LOW

File ID/Qc Batch:	Dilution:	Prep Date	Date Analyzed	Prep Batch ID
VG040783.D	1		02/06/12	VG020612

CAS Number	Parameter	Conc.	Qualifier	LOD	LOQ / CRQL	Units
79-00-5	1,1,2-Trichloroethane	0.5	U	0.5	1	ug/L
591-78-6	2-Hexanone	2.5	U	2.5	5	ug/L
124-48-1	Dibromochloromethane	0.5	U	0.5	1	ug/L
106-93-4	1,2-Dibromoethane	0.5	U	0.5	1	ug/L
127-18-4	Tetrachloroethene	0.5	U	0.5	1	ug/L
108-90-7	Chlorobenzene	0.5	U	0.5	1	ug/L
100-41-4	Ethyl Benzene	0.5	U	0.5	1	ug/L
179601-23-1	m/p-Xylenes	1	U	1	2	ug/L
95-47-6	o-Xylene	0.5	U	0.5	1	ug/L
100-42-5	Styrene	0.5	U	0.5	1	ug/L
75-25-2	Bromoform	0.5	U	0.5	1	ug/L
98-82-8	Isopropylbenzene	0.5	U	0.5	1	ug/L
79-34-5	1,1,2,2-Tetrachloroethane	0.5	U	0.5	1	ug/L
541-73-1	1,3-Dichlorobenzene	0.5	U	0.5	1	ug/L
106-46-7	1,4-Dichlorobenzene	0.5	U	0.5	1	ug/L
95-50-1	1,2-Dichlorobenzene	0.5	U	0.5	1	ug/L
96-12-8	1,2-Dibromo-3-Chloropropane	0.5	U	0.5	1	ug/L
120-82-1	1,2,4-Trichlorobenzene	0.5	U	0.5	1	ug/L
SURROGATES						
17060-07-0	1,2-Dichloroethane-d4	53.6		70 - 120	107%	SPK: 50
1868-53-7	Dibromofluoromethane	48.8		85 - 115	98%	SPK: 50
2037-26-5	Toluene-d8	49.5		85 - 120	99%	SPK: 50
460-00-4	4-Bromofluorobenzene	40.8		75 - 120	82%	SPK: 50
INTERNAL STANDARDS						
363-72-4	Pentafluorobenzene	1095610	3.9			
540-36-3	1,4-Difluorobenzene	1486830	4.7			
3114-55-4	Chlorobenzene-d5	1170950	9.68			
3855-82-1	1,4-Dichlorobenzene-d4	569604	13.39			

Report of Analysis

Client:	Tetra Tech NUS, Inc.	Date Collected:	01/31/12
Project:	Bethpage CTO-066	Date Received:	02/03/12
Client Sample ID:	BP-VPB132-GW-361	SDG No.:	D1396
Lab Sample ID:	D1396-05	Matrix:	WATER
Analytical Method:	SW8260C	% Moisture:	100
Sample Wt/Vol:	5 Units: mL	Final Vol:	5000 uL
Soil Aliquot Vol:	uL	Test:	VOC-TCLVOA-10
GC Column:	RTX-VMS ID : 0.18	Level :	LOW

File ID/Qc Batch:	Dilution:	Prep Date	Date Analyzed	Prep Batch ID
VG040783.D	1		02/06/12	VG020612

CAS Number	Parameter	Conc.	Qualifier	LOD	LOQ / CRQL	Units
-------------------	------------------	--------------	------------------	------------	-------------------	--------------

U = Not Detected
LOQ = Limit of Quantitation
MDL = Method Detection Limit
LOD = Limit of Detection
E = Value Exceeds Calibration Range
Q = indicates LCS control criteria did not meet requirements

J = Estimated Value
B = Analyte Found in Associated Method Blank
N = Presumptive Evidence of a Compound
* = Values outside of QC limits
D = Dilution

Report of Analysis

Client:	Tetra Tech NUS, Inc.	Date Collected:	01/31/12
Project:	Bethpage CTO-066	Date Received:	02/03/12
Client Sample ID:	BP-VPB132-GW-381	SDG No.:	D1396
Lab Sample ID:	D1396-06	Matrix:	WATER
Analytical Method:	SW8260C	% Moisture:	100
Sample Wt/Vol:	5 Units: mL	Final Vol:	5000 uL
Soil Aliquot Vol:	uL	Test:	VOC-TCLVOA-10
GC Column:	RTX-VMS ID : 0.18	Level :	LOW

File ID/Qc Batch:	Dilution:	Prep Date	Date Analyzed	Prep Batch ID
VG040734.D	1		02/03/12	VG020312

CAS Number	Parameter	Conc.	Qualifier	LOD	LOQ / CRQL	Units
TARGETS						
75-71-8	Dichlorodifluoromethane	0.5	U	0.5	1	ug/L
74-87-3	Chloromethane	0.5	U	0.5	1	ug/L
75-01-4	Vinyl Chloride	0.5	U	0.5	1	ug/L
74-83-9	Bromomethane	0.5	U	0.5	1	ug/L
75-00-3	Chloroethane	0.5	U	0.5	1	ug/L
75-69-4	Trichlorofluoromethane	0.5	U	0.5	1	ug/L
76-13-1	1,1,2-Trichlorotrifluoroethane	0.5	U	0.5	1	ug/L
75-35-4	1,1-Dichloroethene	0.5	U	0.5	1	ug/L
67-64-1	Acetone	2.5	U	2.5	5	ug/L
75-15-0	Carbon Disulfide	0.5	U	0.5	1	ug/L
1634-04-4	Methyl tert-butyl Ether	0.5	U	0.5	1	ug/L
79-20-9	Methyl Acetate	0.5	U	0.5	1	ug/L
75-09-2	Methylene Chloride	0.5	U	0.5	1	ug/L
156-60-5	trans-1,2-Dichloroethene	0.5	U	0.5	1	ug/L
75-34-3	1,1-Dichloroethane	0.5	U	0.5	1	ug/L
110-82-7	Cyclohexane	0.5	U	0.5	1	ug/L
78-93-3	2-Butanone	2.5	U	2.5	5	ug/L
56-23-5	Carbon Tetrachloride	0.5	U	0.5	1	ug/L
156-59-2	cis-1,2-Dichloroethene	0.5	U	0.5	1	ug/L
67-66-3	Chloroform	0.5	U	0.5	1	ug/L
71-55-6	1,1,1-Trichloroethane	0.5	U	0.5	1	ug/L
108-87-2	Methylcyclohexane	0.5	U	0.5	1	ug/L
71-43-2	Benzene	0.5	U	0.5	1	ug/L
107-06-2	1,2-Dichloroethane	0.5	U	0.5	1	ug/L
79-01-6	Trichloroethene	0.5	U	0.5	1	ug/L
78-87-5	1,2-Dichloropropane	0.5	U	0.5	1	ug/L
75-27-4	Bromodichloromethane	0.5	U	0.5	1	ug/L
108-10-1	4-Methyl-2-Pentanone	2.5	U	2.5	5	ug/L
108-88-3	Toluene	0.5	U	0.5	1	ug/L
10061-02-6	t-1,3-Dichloropropene	0.5	U	0.5	1	ug/L
10061-01-5	cis-1,3-Dichloropropene	0.5	U	0.5	1	ug/L

Report of Analysis

Client:	Tetra Tech NUS, Inc.	Date Collected:	01/31/12
Project:	Bethpage CTO-066	Date Received:	02/03/12
Client Sample ID:	BP-VPB132-GW-381	SDG No.:	D1396
Lab Sample ID:	D1396-06	Matrix:	WATER
Analytical Method:	SW8260C	% Moisture:	100
Sample Wt/Vol:	5 Units: mL	Final Vol:	5000 uL
Soil Aliquot Vol:	uL	Test:	VOC-TCLVOA-10
GC Column:	RTX-VMS ID : 0.18	Level :	LOW

File ID/Qc Batch:	Dilution:	Prep Date	Date Analyzed	Prep Batch ID
VG040734.D	1		02/03/12	VG020312

CAS Number	Parameter	Conc.	Qualifier	LOD	LOQ / CRQL	Units
79-00-5	1,1,2-Trichloroethane	0.5	U	0.5	1	ug/L
591-78-6	2-Hexanone	2.5	U	2.5	5	ug/L
124-48-1	Dibromochloromethane	0.5	U	0.5	1	ug/L
106-93-4	1,2-Dibromoethane	0.5	U	0.5	1	ug/L
127-18-4	Tetrachloroethene	0.5	U	0.5	1	ug/L
108-90-7	Chlorobenzene	0.5	U	0.5	1	ug/L
100-41-4	Ethyl Benzene	0.5	U	0.5	1	ug/L
179601-23-1	m/p-Xylenes	1	U	1	2	ug/L
95-47-6	o-Xylene	0.5	U	0.5	1	ug/L
100-42-5	Styrene	0.5	U	0.5	1	ug/L
75-25-2	Bromoform	0.5	U	0.5	1	ug/L
98-82-8	Isopropylbenzene	0.5	U	0.5	1	ug/L
79-34-5	1,1,2,2-Tetrachloroethane	0.5	U	0.5	1	ug/L
541-73-1	1,3-Dichlorobenzene	0.5	U	0.5	1	ug/L
106-46-7	1,4-Dichlorobenzene	0.5	U	0.5	1	ug/L
95-50-1	1,2-Dichlorobenzene	0.5	U	0.5	1	ug/L
96-12-8	1,2-Dibromo-3-Chloropropane	0.5	U	0.5	1	ug/L
120-82-1	1,2,4-Trichlorobenzene	0.5	U	0.5	1	ug/L
SURROGATES						
17060-07-0	1,2-Dichloroethane-d4	57.3		70 - 120	115%	SPK: 50
1868-53-7	Dibromofluoromethane	51.2		85 - 115	102%	SPK: 50
2037-26-5	Toluene-d8	43		85 - 120	86%	SPK: 50
460-00-4	4-Bromofluorobenzene	40.1		75 - 120	80%	SPK: 50
INTERNAL STANDARDS						
363-72-4	Pentafluorobenzene	962628	3.88			
540-36-3	1,4-Difluorobenzene	1296290	4.69			
3114-55-4	Chlorobenzene-d5	1072160	9.66			
3855-82-1	1,4-Dichlorobenzene-d4	560743	13.37			

Report of Analysis

Client:	Tetra Tech NUS, Inc.	Date Collected:	01/31/12
Project:	Bethpage CTO-066	Date Received:	02/03/12
Client Sample ID:	BP-VPB132-GW-381	SDG No.:	D1396
Lab Sample ID:	D1396-06	Matrix:	WATER
Analytical Method:	SW8260C	% Moisture:	100
Sample Wt/Vol:	5 Units: mL	Final Vol:	5000 uL
Soil Aliquot Vol:	uL	Test:	VOC-TCLVOA-10
GC Column:	RTX-VMS ID : 0.18	Level :	LOW

File ID/Qc Batch:	Dilution:	Prep Date	Date Analyzed	Prep Batch ID
VG040734.D	1		02/03/12	VG020312

CAS Number	Parameter	Conc.	Qualifier	LOD	LOQ / CRQL	Units
------------	-----------	-------	-----------	-----	------------	-------

U = Not Detected

LOQ = Limit of Quantitation

MDL = Method Detection Limit

LOD = Limit of Detection

E = Value Exceeds Calibration Range

Q = indicates LCS control criteria did not meet requirements

J = Estimated Value

B = Analyte Found in Associated Method Blank

N = Presumptive Evidence of a Compound

* = Values outside of QC limits

D = Dilution

Report of Analysis

Client:	Tetra Tech NUS, Inc.	Date Collected:	02/01/12
Project:	Bethpage CTO-066	Date Received:	02/03/12
Client Sample ID:	BP-VPB132-GW-401	SDG No.:	D1396
Lab Sample ID:	D1396-07	Matrix:	WATER
Analytical Method:	SW8260C	% Moisture:	100
Sample Wt/Vol:	5 Units: mL	Final Vol:	5000 uL
Soil Aliquot Vol:	uL	Test:	VOC-TCLVOA-10
GC Column:	RTX-VMS ID : 0.18	Level :	LOW

File ID/Qc Batch:	Dilution:	Prep Date	Date Analyzed	Prep Batch ID
VG040735.D	1		02/03/12	VG020312

CAS Number	Parameter	Conc.	Qualifier	LOD	LOQ / CRQL	Units
TARGETS						
75-71-8	Dichlorodifluoromethane	0.5	U	0.5	1	ug/L
74-87-3	Chloromethane	0.5	U	0.5	1	ug/L
75-01-4	Vinyl Chloride	0.5	U	0.5	1	ug/L
74-83-9	Bromomethane	0.5	U	0.5	1	ug/L
75-00-3	Chloroethane	0.5	U	0.5	1	ug/L
75-69-4	Trichlorofluoromethane	0.5	U	0.5	1	ug/L
76-13-1	1,1,2-Trichlorotrifluoroethane	0.5	U	0.5	1	ug/L
75-35-4	1,1-Dichloroethene	0.5	U	0.5	1	ug/L
67-64-1	Acetone	2.5	U	2.5	5	ug/L
75-15-0	Carbon Disulfide	0.5	U	0.5	1	ug/L
1634-04-4	Methyl tert-butyl Ether	0.5	U	0.5	1	ug/L
79-20-9	Methyl Acetate	0.5	U	0.5	1	ug/L
75-09-2	Methylene Chloride	0.5	U	0.5	1	ug/L
156-60-5	trans-1,2-Dichloroethene	0.5	U	0.5	1	ug/L
75-34-3	1,1-Dichloroethane	0.5	U	0.5	1	ug/L
110-82-7	Cyclohexane	0.5	U	0.5	1	ug/L
78-93-3	2-Butanone	2.5	U	2.5	5	ug/L
56-23-5	Carbon Tetrachloride	0.5	U	0.5	1	ug/L
156-59-2	cis-1,2-Dichloroethene	0.5	U	0.5	1	ug/L
67-66-3	Chloroform	0.5	U	0.5	1	ug/L
71-55-6	1,1,1-Trichloroethane	0.5	U	0.5	1	ug/L
108-87-2	Methylcyclohexane	0.5	U	0.5	1	ug/L
71-43-2	Benzene	0.5	U	0.5	1	ug/L
107-06-2	1,2-Dichloroethane	0.5	U	0.5	1	ug/L
79-01-6	Trichloroethene	0.5	U	0.5	1	ug/L
78-87-5	1,2-Dichloropropane	0.5	U	0.5	1	ug/L
75-27-4	Bromodichloromethane	0.5	U	0.5	1	ug/L
108-10-1	4-Methyl-2-Pentanone	2.5	U	2.5	5	ug/L
108-88-3	Toluene	0.5	U	0.5	1	ug/L
10061-02-6	t-1,3-Dichloropropene	0.5	U	0.5	1	ug/L
10061-01-5	cis-1,3-Dichloropropene	0.5	U	0.5	1	ug/L

Report of Analysis

Client:	Tetra Tech NUS, Inc.	Date Collected:	02/01/12
Project:	Bethpage CTO-066	Date Received:	02/03/12
Client Sample ID:	BP-VPB132-GW-401	SDG No.:	D1396
Lab Sample ID:	D1396-07	Matrix:	WATER
Analytical Method:	SW8260C	% Moisture:	100
Sample Wt/Vol:	5 Units: mL	Final Vol:	5000 uL
Soil Aliquot Vol:	uL	Test:	VOC-TCLVOA-10
GC Column:	RTX-VMS ID : 0.18	Level :	LOW

File ID/Qc Batch:	Dilution:	Prep Date	Date Analyzed	Prep Batch ID
VG040735.D	1		02/03/12	VG020312

CAS Number	Parameter	Conc.	Qualifier	LOD	LOQ / CRQL	Units
79-00-5	1,1,2-Trichloroethane	0.5	U	0.5	1	ug/L
591-78-6	2-Hexanone	2.5	U	2.5	5	ug/L
124-48-1	Dibromochloromethane	0.5	U	0.5	1	ug/L
106-93-4	1,2-Dibromoethane	0.5	U	0.5	1	ug/L
127-18-4	Tetrachloroethene	0.5	U	0.5	1	ug/L
108-90-7	Chlorobenzene	0.5	U	0.5	1	ug/L
100-41-4	Ethyl Benzene	0.5	U	0.5	1	ug/L
179601-23-1	m/p-Xylenes	1	U	1	2	ug/L
95-47-6	o-Xylene	0.5	U	0.5	1	ug/L
100-42-5	Styrene	0.5	U	0.5	1	ug/L
75-25-2	Bromoform	0.5	U	0.5	1	ug/L
98-82-8	Isopropylbenzene	0.5	U	0.5	1	ug/L
79-34-5	1,1,2,2-Tetrachloroethane	0.5	U	0.5	1	ug/L
541-73-1	1,3-Dichlorobenzene	0.5	U	0.5	1	ug/L
106-46-7	1,4-Dichlorobenzene	0.5	U	0.5	1	ug/L
95-50-1	1,2-Dichlorobenzene	0.5	U	0.5	1	ug/L
96-12-8	1,2-Dibromo-3-Chloropropane	0.5	U	0.5	1	ug/L
120-82-1	1,2,4-Trichlorobenzene	0.5	U	0.5	1	ug/L
SURROGATES						
17060-07-0	1,2-Dichloroethane-d4	59.4		70 - 120	119%	SPK: 50
1868-53-7	Dibromofluoromethane	49.9		85 - 115	100%	SPK: 50
2037-26-5	Toluene-d8	46		85 - 120	92%	SPK: 50
460-00-4	4-Bromofluorobenzene	41		75 - 120	82%	SPK: 50
INTERNAL STANDARDS						
363-72-4	Pentafluorobenzene	980460	3.87			
540-36-3	1,4-Difluorobenzene	1323010	4.69			
3114-55-4	Chlorobenzene-d5	1100070	9.66			
3855-82-1	1,4-Dichlorobenzene-d4	555221	13.37			

Report of Analysis

Client:	Tetra Tech NUS, Inc.	Date Collected:	02/01/12
Project:	Bethpage CTO-066	Date Received:	02/03/12
Client Sample ID:	BP-VPB132-GW-401	SDG No.:	D1396
Lab Sample ID:	D1396-07	Matrix:	WATER
Analytical Method:	SW8260C	% Moisture:	100
Sample Wt/Vol:	5 Units: mL	Final Vol:	5000 uL
Soil Aliquot Vol:	uL	Test:	VOC-TCLVOA-10
GC Column:	RTX-VMS ID : 0.18	Level :	LOW

File ID/Qc Batch:	Dilution:	Prep Date	Date Analyzed	Prep Batch ID
VG040735.D	1		02/03/12	VG020312

CAS Number	Parameter	Conc.	Qualifier	LOD	LOQ / CRQL	Units
------------	-----------	-------	-----------	-----	------------	-------

U = Not Detected

LOQ = Limit of Quantitation

MDL = Method Detection Limit

LOD = Limit of Detection

E = Value Exceeds Calibration Range

Q = indicates LCS control criteria did not meet requirements

J = Estimated Value

B = Analyte Found in Associated Method Blank

N = Presumptive Evidence of a Compound

* = Values outside of QC limits

D = Dilution

Report of Analysis

Client:	Tetra Tech NUS, Inc.	Date Collected:	02/01/12
Project:	Bethpage CTO-066	Date Received:	02/03/12
Client Sample ID:	BP-VPB132-GW-421	SDG No.:	D1396
Lab Sample ID:	D1396-08	Matrix:	WATER
Analytical Method:	SW8260C	% Moisture:	100
Sample Wt/Vol:	5 Units: mL	Final Vol:	5000 uL
Soil Aliquot Vol:	uL	Test:	VOC-TCLVOA-10
GC Column:	RTX-VMS ID : 0.18	Level :	LOW

File ID/Qc Batch:	Dilution:	Prep Date	Date Analyzed	Prep Batch ID
VG040781.D	1		02/06/12	VG020612

CAS Number	Parameter	Conc.	Qualifier	LOD	LOQ / CRQL	Units
TARGETS						
75-71-8	Dichlorodifluoromethane	0.5	U	0.5	1	ug/L
74-87-3	Chloromethane	0.5	U	0.5	1	ug/L
75-01-4	Vinyl Chloride	0.5	U	0.5	1	ug/L
74-83-9	Bromomethane	0.5	U	0.5	1	ug/L
75-00-3	Chloroethane	0.5	U	0.5	1	ug/L
75-69-4	Trichlorofluoromethane	0.5	U	0.5	1	ug/L
76-13-1	1,1,2-Trichlorotrifluoroethane	0.5	U	0.5	1	ug/L
75-35-4	1,1-Dichloroethene	0.5	U	0.5	1	ug/L
67-64-1	Acetone	2.5	U	2.5	5	ug/L
75-15-0	Carbon Disulfide	0.5	U	0.5	1	ug/L
1634-04-4	Methyl tert-butyl Ether	0.5	U	0.5	1	ug/L
79-20-9	Methyl Acetate	0.5	U	0.5	1	ug/L
75-09-2	Methylene Chloride	0.5	U	0.5	1	ug/L
156-60-5	trans-1,2-Dichloroethene	0.5	U	0.5	1	ug/L
75-34-3	1,1-Dichloroethane	0.5	U	0.5	1	ug/L
110-82-7	Cyclohexane	0.5	U	0.5	1	ug/L
78-93-3	2-Butanone	2.5	U	2.5	5	ug/L
56-23-5	Carbon Tetrachloride	0.5	U	0.5	1	ug/L
156-59-2	cis-1,2-Dichloroethene	0.5	U	0.5	1	ug/L
67-66-3	Chloroform	0.5	U	0.5	1	ug/L
71-55-6	1,1,1-Trichloroethane	0.5	U	0.5	1	ug/L
108-87-2	Methylcyclohexane	0.5	U	0.5	1	ug/L
71-43-2	Benzene	0.5	U	0.5	1	ug/L
107-06-2	1,2-Dichloroethane	0.5	U	0.5	1	ug/L
79-01-6	Trichloroethene	0.5	U	0.5	1	ug/L
78-87-5	1,2-Dichloropropane	0.5	U	0.5	1	ug/L
75-27-4	Bromodichloromethane	0.5	U	0.5	1	ug/L
108-10-1	4-Methyl-2-Pentanone	2.5	U	2.5	5	ug/L
108-88-3	Toluene	0.5	U	0.5	1	ug/L
10061-02-6	t-1,3-Dichloropropene	0.5	U	0.5	1	ug/L
10061-01-5	cis-1,3-Dichloropropene	0.5	U	0.5	1	ug/L

Report of Analysis

Client:	Tetra Tech NUS, Inc.	Date Collected:	02/01/12
Project:	Bethpage CTO-066	Date Received:	02/03/12
Client Sample ID:	BP-VPB132-GW-421	SDG No.:	D1396
Lab Sample ID:	D1396-08	Matrix:	WATER
Analytical Method:	SW8260C	% Moisture:	100
Sample Wt/Vol:	5 Units: mL	Final Vol:	5000 uL
Soil Aliquot Vol:	uL	Test:	VOC-TCLVOA-10
GC Column:	RTX-VMS ID : 0.18	Level :	LOW

File ID/Qc Batch:	Dilution:	Prep Date	Date Analyzed	Prep Batch ID
VG040781.D	1		02/06/12	VG020612

CAS Number	Parameter	Conc.	Qualifier	LOD	LOQ / CRQL	Units
79-00-5	1,1,2-Trichloroethane	0.5	U	0.5	1	ug/L
591-78-6	2-Hexanone	2.5	U	2.5	5	ug/L
124-48-1	Dibromochloromethane	0.5	U	0.5	1	ug/L
106-93-4	1,2-Dibromoethane	0.5	U	0.5	1	ug/L
127-18-4	Tetrachloroethene	0.5	U	0.5	1	ug/L
108-90-7	Chlorobenzene	0.5	U	0.5	1	ug/L
100-41-4	Ethyl Benzene	0.5	U	0.5	1	ug/L
179601-23-1	m/p-Xylenes	1	U	1	2	ug/L
95-47-6	o-Xylene	0.5	U	0.5	1	ug/L
100-42-5	Styrene	0.5	U	0.5	1	ug/L
75-25-2	Bromoform	0.5	U	0.5	1	ug/L
98-82-8	Isopropylbenzene	0.5	U	0.5	1	ug/L
79-34-5	1,1,2,2-Tetrachloroethane	0.5	U	0.5	1	ug/L
541-73-1	1,3-Dichlorobenzene	0.5	U	0.5	1	ug/L
106-46-7	1,4-Dichlorobenzene	0.5	U	0.5	1	ug/L
95-50-1	1,2-Dichlorobenzene	0.5	U	0.5	1	ug/L
96-12-8	1,2-Dibromo-3-Chloropropane	0.5	U	0.5	1	ug/L
120-82-1	1,2,4-Trichlorobenzene	0.5	U	0.5	1	ug/L
SURROGATES						
17060-07-0	1,2-Dichloroethane-d4	58.1		70 - 120	116%	SPK: 50
1868-53-7	Dibromofluoromethane	48.8		85 - 115	98%	SPK: 50
2037-26-5	Toluene-d8	45.3		85 - 120	91%	SPK: 50
460-00-4	4-Bromofluorobenzene	38.7		75 - 120	77%	SPK: 50
INTERNAL STANDARDS						
363-72-4	Pentafluorobenzene	1115520	3.9			
540-36-3	1,4-Difluorobenzene	1595760	4.7			
3114-55-4	Chlorobenzene-d5	1285230	9.67			
3855-82-1	1,4-Dichlorobenzene-d4	641792	13.39			

Report of Analysis

Client:	Tetra Tech NUS, Inc.	Date Collected:	02/01/12
Project:	Bethpage CTO-066	Date Received:	02/03/12
Client Sample ID:	BP-VPB132-GW-421	SDG No.:	D1396
Lab Sample ID:	D1396-08	Matrix:	WATER
Analytical Method:	SW8260C	% Moisture:	100
Sample Wt/Vol:	5 Units: mL	Final Vol:	5000 uL
Soil Aliquot Vol:	uL	Test:	VOC-TCLVOA-10
GC Column:	RTX-VMS ID : 0.18	Level :	LOW

File ID/Qc Batch:	Dilution:	Prep Date	Date Analyzed	Prep Batch ID
VG040781.D	1		02/06/12	VG020612

CAS Number	Parameter	Conc.	Qualifier	LOD	LOQ / CRQL	Units
------------	-----------	-------	-----------	-----	------------	-------

U = Not Detected
 LOQ = Limit of Quantitation
 MDL = Method Detection Limit
 LOD = Limit of Detection
 E = Value Exceeds Calibration Range
 Q = indicates LCS control criteria did not meet requirements

J = Estimated Value
 B = Analyte Found in Associated Method Blank
 N = Presumptive Evidence of a Compound
 * = Values outside of QC limits
 D = Dilution

Report of Analysis

Client:	Tetra Tech NUS, Inc.	Date Collected:	02/01/12
Project:	Bethpage CTO-066	Date Received:	02/03/12
Client Sample ID:	BP-VPB132-GW-441	SDG No.:	D1396
Lab Sample ID:	D1396-09	Matrix:	WATER
Analytical Method:	SW8260C	% Moisture:	100
Sample Wt/Vol:	5 Units: mL	Final Vol:	5000 uL
Soil Aliquot Vol:	uL	Test:	VOC-TCLVOA-10
GC Column:	RTX-VMS ID : 0.18	Level :	LOW

File ID/Qc Batch:	Dilution:	Prep Date	Date Analyzed	Prep Batch ID
VG040782.D	1		02/06/12	VG020612

CAS Number	Parameter	Conc.	Qualifier	LOD	LOQ / CRQL	Units
TARGETS						
75-71-8	Dichlorodifluoromethane	0.5	U	0.5	1	ug/L
74-87-3	Chloromethane	0.5	U	0.5	1	ug/L
75-01-4	Vinyl Chloride	0.5	U	0.5	1	ug/L
74-83-9	Bromomethane	0.5	U	0.5	1	ug/L
75-00-3	Chloroethane	0.5	U	0.5	1	ug/L
75-69-4	Trichlorofluoromethane	0.5	U	0.5	1	ug/L
76-13-1	1,1,2-Trichlorotrifluoroethane	0.5	U	0.5	1	ug/L
75-35-4	1,1-Dichloroethene	0.5	U	0.5	1	ug/L
67-64-1	Acetone	2.5	U	2.5	5	ug/L
75-15-0	Carbon Disulfide	0.5	U	0.5	1	ug/L
1634-04-4	Methyl tert-butyl Ether	0.5	U	0.5	1	ug/L
79-20-9	Methyl Acetate	0.5	U	0.5	1	ug/L
75-09-2	Methylene Chloride	0.5	U	0.5	1	ug/L
156-60-5	trans-1,2-Dichloroethene	0.5	U	0.5	1	ug/L
75-34-3	1,1-Dichloroethane	0.5	U	0.5	1	ug/L
110-82-7	Cyclohexane	0.5	U	0.5	1	ug/L
78-93-3	2-Butanone	2.5	U	2.5	5	ug/L
56-23-5	Carbon Tetrachloride	0.5	U	0.5	1	ug/L
156-59-2	cis-1,2-Dichloroethene	0.5	U	0.5	1	ug/L
67-66-3	Chloroform	0.5	U	0.5	1	ug/L
71-55-6	1,1,1-Trichloroethane	0.5	U	0.5	1	ug/L
108-87-2	Methylcyclohexane	0.5	U	0.5	1	ug/L
71-43-2	Benzene	0.5	U	0.5	1	ug/L
107-06-2	1,2-Dichloroethane	0.5	U	0.5	1	ug/L
79-01-6	Trichloroethene	0.5	U	0.5	1	ug/L
78-87-5	1,2-Dichloropropane	0.5	U	0.5	1	ug/L
75-27-4	Bromodichloromethane	0.5	U	0.5	1	ug/L
108-10-1	4-Methyl-2-Pentanone	2.5	U	2.5	5	ug/L
108-88-3	Toluene	0.5	U	0.5	1	ug/L
10061-02-6	t-1,3-Dichloropropene	0.5	U	0.5	1	ug/L
10061-01-5	cis-1,3-Dichloropropene	0.5	U	0.5	1	ug/L

Report of Analysis

Client:	Tetra Tech NUS, Inc.	Date Collected:	02/01/12
Project:	Bethpage CTO-066	Date Received:	02/03/12
Client Sample ID:	BP-VPB132-GW-441	SDG No.:	D1396
Lab Sample ID:	D1396-09	Matrix:	WATER
Analytical Method:	SW8260C	% Moisture:	100
Sample Wt/Vol:	5 Units: mL	Final Vol:	5000 uL
Soil Aliquot Vol:	uL	Test:	VOC-TCLVOA-10
GC Column:	RTX-VMS ID : 0.18	Level :	LOW

File ID/Qc Batch:	Dilution:	Prep Date	Date Analyzed	Prep Batch ID
VG040782.D	1		02/06/12	VG020612

CAS Number	Parameter	Conc.	Qualifier	LOD	LOQ / CRQL	Units
79-00-5	1,1,2-Trichloroethane	0.5	U	0.5	1	ug/L
591-78-6	2-Hexanone	2.5	U	2.5	5	ug/L
124-48-1	Dibromochloromethane	0.5	U	0.5	1	ug/L
106-93-4	1,2-Dibromoethane	0.5	U	0.5	1	ug/L
127-18-4	Tetrachloroethene	0.5	U	0.5	1	ug/L
108-90-7	Chlorobenzene	0.5	U	0.5	1	ug/L
100-41-4	Ethyl Benzene	0.5	U	0.5	1	ug/L
179601-23-1	m/p-Xylenes	1	U	1	2	ug/L
95-47-6	o-Xylene	0.5	U	0.5	1	ug/L
100-42-5	Styrene	0.5	U	0.5	1	ug/L
75-25-2	Bromoform	0.5	U	0.5	1	ug/L
98-82-8	Isopropylbenzene	0.5	U	0.5	1	ug/L
79-34-5	1,1,2,2-Tetrachloroethane	0.5	U	0.5	1	ug/L
541-73-1	1,3-Dichlorobenzene	0.5	U	0.5	1	ug/L
106-46-7	1,4-Dichlorobenzene	0.5	U	0.5	1	ug/L
95-50-1	1,2-Dichlorobenzene	0.5	U	0.5	1	ug/L
96-12-8	1,2-Dibromo-3-Chloropropane	0.5	U	0.5	1	ug/L
120-82-1	1,2,4-Trichlorobenzene	0.5	U	0.5	1	ug/L
SURROGATES						
17060-07-0	1,2-Dichloroethane-d4	56.2		70 - 120	112%	SPK: 50
1868-53-7	Dibromofluoromethane	48.5		85 - 115	97%	SPK: 50
2037-26-5	Toluene-d8	44		85 - 120	88%	SPK: 50
460-00-4	4-Bromofluorobenzene	39.7		75 - 120	79%	SPK: 50
INTERNAL STANDARDS						
363-72-4	Pentafluorobenzene	1121850	3.9			
540-36-3	1,4-Difluorobenzene	1546250	4.71			
3114-55-4	Chlorobenzene-d5	1240830	9.68			
3855-82-1	1,4-Dichlorobenzene-d4	630038	13.38			

Report of Analysis

Client:	Tetra Tech NUS, Inc.	Date Collected:	02/01/12
Project:	Bethpage CTO-066	Date Received:	02/03/12
Client Sample ID:	BP-VPB132-GW-441	SDG No.:	D1396
Lab Sample ID:	D1396-09	Matrix:	WATER
Analytical Method:	SW8260C	% Moisture:	100
Sample Wt/Vol:	5 Units: mL	Final Vol:	5000 uL
Soil Aliquot Vol:	uL	Test:	VOC-TCLVOA-10
GC Column:	RTX-VMS ID : 0.18	Level :	LOW

File ID/Qc Batch:	Dilution:	Prep Date	Date Analyzed	Prep Batch ID
VG040782.D	1		02/06/12	VG020612

CAS Number	Parameter	Conc.	Qualifier	LOD	LOQ / CRQL	Units
-------------------	------------------	--------------	------------------	------------	-------------------	--------------

U = Not Detected
LOQ = Limit of Quantitation
MDL = Method Detection Limit
LOD = Limit of Detection
E = Value Exceeds Calibration Range
Q = indicates LCS control criteria did not meet requirements

J = Estimated Value
B = Analyte Found in Associated Method Blank
N = Presumptive Evidence of a Compound
* = Values outside of QC limits
D = Dilution

Report of Analysis

Client:	Tetra Tech NUS, Inc.	Date Collected:	02/02/12
Project:	Bethpage CTO-066	Date Received:	02/03/12
Client Sample ID:	BP-VPB132-GW-461	SDG No.:	D1396
Lab Sample ID:	D1396-10	Matrix:	SOIL
Analytical Method:	SW8260C	% Moisture:	100
Sample Wt/Vol:	5 Units: g	Final Vol:	5000 uL
Soil Aliquot Vol:	uL	Test:	VOC-TCLVOA-10
GC Column:	RTX-624 ID : 0.25	Level :	LOW

File ID/Qc Batch:	Dilution:	Prep Date	Date Analyzed	Prep Batch ID
VF031128.D	1		02/03/12	VF020312

CAS Number	Parameter	Conc.	Qualifier	LOD	LOQ / CRQL	Units
TARGETS						
75-71-8	Dichlorodifluoromethane	2.5	U	2.5	5	ug/Kg
74-87-3	Chloromethane	2.5	U	2.5	5	ug/Kg
75-01-4	Vinyl Chloride	2.5	U	2.5	5	ug/Kg
74-83-9	Bromomethane	2.5	U	2.5	5	ug/Kg
75-00-3	Chloroethane	2.5	U	2.5	5	ug/Kg
75-69-4	Trichlorofluoromethane	2.5	U	2.5	5	ug/Kg
76-13-1	1,1,2-Trichlorotrifluoroethane	2.5	U	2.5	5	ug/Kg
75-35-4	1,1-Dichloroethene	2.5	U	2.5	5	ug/Kg
67-64-1	Acetone	29		12.5	25	ug/Kg
75-15-0	Carbon Disulfide	2.5	U	2.5	5	ug/Kg
1634-04-4	Methyl tert-butyl Ether	2.5	U	2.5	5	ug/Kg
79-20-9	Methyl Acetate	2.5	U	2.5	5	ug/Kg
75-09-2	Methylene Chloride	13	B	2.5	5	ug/Kg
156-60-5	trans-1,2-Dichloroethene	2.5	U	2.5	5	ug/Kg
75-34-3	1,1-Dichloroethane	2.5	U	2.5	5	ug/Kg
110-82-7	Cyclohexane	2.5	U	2.5	5	ug/Kg
78-93-3	2-Butanone	12.5	U	12.5	25	ug/Kg
56-23-5	Carbon Tetrachloride	2.5	U	2.5	5	ug/Kg
156-59-2	cis-1,2-Dichloroethene	2.5	U	2.5	5	ug/Kg
67-66-3	Chloroform	2.5	U	2.5	5	ug/Kg
71-55-6	1,1,1-Trichloroethane	2.5	U	2.5	5	ug/Kg
108-87-2	Methylcyclohexane	2.5	U	2.5	5	ug/Kg
71-43-2	Benzene	2.5	U	2.5	5	ug/Kg
107-06-2	1,2-Dichloroethane	2.5	U	2.5	5	ug/Kg
79-01-6	Trichloroethene	2.5	U	2.5	5	ug/Kg
78-87-5	1,2-Dichloropropane	2.5	U	2.5	5	ug/Kg
75-27-4	Bromodichloromethane	2.5	U	2.5	5	ug/Kg
108-10-1	4-Methyl-2-Pentanone	12.5	U	12.5	25	ug/Kg
108-88-3	Toluene	2.5	U	2.5	5	ug/Kg
10061-02-6	t-1,3-Dichloropropene	2.5	U	2.5	5	ug/Kg
10061-01-5	cis-1,3-Dichloropropene	2.5	U	2.5	5	ug/Kg

Report of Analysis

Client:	Tetra Tech NUS, Inc.	Date Collected:	02/02/12
Project:	Bethpage CTO-066	Date Received:	02/03/12
Client Sample ID:	BP-VPB132-GW-461	SDG No.:	D1396
Lab Sample ID:	D1396-10	Matrix:	SOIL
Analytical Method:	SW8260C	% Moisture:	100
Sample Wt/Vol:	5 Units: g	Final Vol:	5000 uL
Soil Aliquot Vol:	uL	Test:	VOC-TCLVOA-10
GC Column:	RTX-624 ID : 0.25	Level :	LOW

File ID/Qc Batch:	Dilution:	Prep Date	Date Analyzed	Prep Batch ID
VF031128.D	1		02/03/12	VF020312

CAS Number	Parameter	Conc.	Qualifier	LOD	LOQ / CRQL	Units
79-00-5	1,1,2-Trichloroethane	2.5	U	2.5	5	ug/Kg
591-78-6	2-Hexanone	12.5	U	12.5	25	ug/Kg
124-48-1	Dibromochloromethane	2.5	U	2.5	5	ug/Kg
106-93-4	1,2-Dibromoethane	2.5	U	2.5	5	ug/Kg
127-18-4	Tetrachloroethene	2.5	U	2.5	5	ug/Kg
108-90-7	Chlorobenzene	2.5	U	2.5	5	ug/Kg
100-41-4	Ethyl Benzene	2.5	U	2.5	5	ug/Kg
179601-23-1	m/p-Xylenes	5	U	5	10	ug/Kg
95-47-6	o-Xylene	2.5	U	2.5	5	ug/Kg
100-42-5	Styrene	2.5	U	2.5	5	ug/Kg
75-25-2	Bromoform	2.5	U	2.5	5	ug/Kg
98-82-8	Isopropylbenzene	2.5	U	2.5	5	ug/Kg
79-34-5	1,1,2,2-Tetrachloroethane	2.5	U	2.5	5	ug/Kg
541-73-1	1,3-Dichlorobenzene	2.5	U	2.5	5	ug/Kg
106-46-7	1,4-Dichlorobenzene	2.5	U	2.5	5	ug/Kg
95-50-1	1,2-Dichlorobenzene	2.5	U	2.5	5	ug/Kg
96-12-8	1,2-Dibromo-3-Chloropropane	2.5	U	2.5	5	ug/Kg
120-82-1	1,2,4-Trichlorobenzene	2.5	U	2.5	5	ug/Kg
SURROGATES						
17060-07-0	1,2-Dichloroethane-d4	48.3		55 - 158	97%	SPK: 50
1868-53-7	Dibromofluoromethane	51.2		53 - 156	103%	SPK: 50
2037-26-5	Toluene-d8	46.8		85 - 115	94%	SPK: 50
460-00-4	4-Bromofluorobenzene	47.8		85 - 120	96%	SPK: 50
INTERNAL STANDARDS						
363-72-4	Pentafluorobenzene	117034	4.36			
540-36-3	1,4-Difluorobenzene	196305	5.1			
3114-55-4	Chlorobenzene-d5	186562	9.29			
3855-82-1	1,4-Dichlorobenzene-d4	92471	12.22			

Report of Analysis

Client:	Tetra Tech NUS, Inc.	Date Collected:	02/02/12
Project:	Bethpage CTO-066	Date Received:	02/03/12
Client Sample ID:	BP-VPB132-GW-461	SDG No.:	D1396
Lab Sample ID:	D1396-10	Matrix:	SOIL
Analytical Method:	SW8260C	% Moisture:	100
Sample Wt/Vol:	5 Units: g	Final Vol:	5000 uL
Soil Aliquot Vol:	uL	Test:	VOC-TCLVOA-10
GC Column:	RTX-624 ID : 0.25	Level :	LOW

File ID/Qc Batch:	Dilution:	Prep Date	Date Analyzed	Prep Batch ID
VF031128.D	1		02/03/12	VF020312

CAS Number	Parameter	Conc.	Qualifier	LOD	LOQ / CRQL	Units
------------	-----------	-------	-----------	-----	------------	-------

U = Not Detected

LOQ = Limit of Quantitation

MDL = Method Detection Limit

LOD = Limit of Detection

E = Value Exceeds Calibration Range

Q = indicates LCS control criteria did not meet requirements

J = Estimated Value

B = Analyte Found in Associated Method Blank

N = Presumptive Evidence of a Compound

* = Values outside of QC limits

D = Dilution

Report of Analysis

Client:	Tetra Tech NUS, Inc.	Date Collected:	02/02/12
Project:	Bethpage CTO-066	Date Received:	02/03/12
Client Sample ID:	BP-VPB132-GW-481	SDG No.:	D1396
Lab Sample ID:	D1396-11	Matrix:	WATER
Analytical Method:	SW8260C	% Moisture:	100
Sample Wt/Vol:	5 Units: mL	Final Vol:	5000 uL
Soil Aliquot Vol:	uL	Test:	VOC-TCLVOA-10
GC Column:	RTX-VMS ID : 0.18	Level :	LOW

File ID/Qc Batch:	Dilution:	Prep Date	Date Analyzed	Prep Batch ID
VG040738.D	1		02/03/12	VG020312

CAS Number	Parameter	Conc.	Qualifier	LOD	LOQ / CRQL	Units
TARGETS						
75-71-8	Dichlorodifluoromethane	0.5	U	0.5	1	ug/L
74-87-3	Chloromethane	0.5	U	0.5	1	ug/L
75-01-4	Vinyl Chloride	0.5	U	0.5	1	ug/L
74-83-9	Bromomethane	0.5	U	0.5	1	ug/L
75-00-3	Chloroethane	0.5	U	0.5	1	ug/L
75-69-4	Trichlorofluoromethane	0.5	U	0.5	1	ug/L
76-13-1	1,1,2-Trichlorotrifluoroethane	0.5	U	0.5	1	ug/L
75-35-4	1,1-Dichloroethene	0.5	U	0.5	1	ug/L
67-64-1	Acetone	2.5	U	2.5	5	ug/L
75-15-0	Carbon Disulfide	0.5	U	0.5	1	ug/L
1634-04-4	Methyl tert-butyl Ether	0.5	U	0.5	1	ug/L
79-20-9	Methyl Acetate	0.5	U	0.5	1	ug/L
75-09-2	Methylene Chloride	0.5	U	0.5	1	ug/L
156-60-5	trans-1,2-Dichloroethene	0.5	U	0.5	1	ug/L
75-34-3	1,1-Dichloroethane	0.5	U	0.5	1	ug/L
110-82-7	Cyclohexane	0.5	U	0.5	1	ug/L
78-93-3	2-Butanone	2.5	U	2.5	5	ug/L
56-23-5	Carbon Tetrachloride	0.5	U	0.5	1	ug/L
156-59-2	cis-1,2-Dichloroethene	0.5	U	0.5	1	ug/L
67-66-3	Chloroform	0.5	U	0.5	1	ug/L
71-55-6	1,1,1-Trichloroethane	0.5	U	0.5	1	ug/L
108-87-2	Methylcyclohexane	0.5	U	0.5	1	ug/L
71-43-2	Benzene	0.5	U	0.5	1	ug/L
107-06-2	1,2-Dichloroethane	0.5	U	0.5	1	ug/L
79-01-6	Trichloroethene	0.5	U	0.5	1	ug/L
78-87-5	1,2-Dichloropropane	0.5	U	0.5	1	ug/L
75-27-4	Bromodichloromethane	0.5	U	0.5	1	ug/L
108-10-1	4-Methyl-2-Pentanone	2.5	U	2.5	5	ug/L
108-88-3	Toluene	0.5	U	0.5	1	ug/L
10061-02-6	t-1,3-Dichloropropene	0.5	U	0.5	1	ug/L
10061-01-5	cis-1,3-Dichloropropene	0.5	U	0.5	1	ug/L

Report of Analysis

Client:	Tetra Tech NUS, Inc.	Date Collected:	02/02/12
Project:	Bethpage CTO-066	Date Received:	02/03/12
Client Sample ID:	BP-VPB132-GW-481	SDG No.:	D1396
Lab Sample ID:	D1396-11	Matrix:	WATER
Analytical Method:	SW8260C	% Moisture:	100
Sample Wt/Vol:	5 Units: mL	Final Vol:	5000 uL
Soil Aliquot Vol:	uL	Test:	VOC-TCLVOA-10
GC Column:	RTX-VMS ID: 0.18	Level:	LOW

File ID/Qc Batch:	Dilution:	Prep Date	Date Analyzed	Prep Batch ID
VG040738.D	1		02/03/12	VG020312

CAS Number	Parameter	Conc.	Qualifier	LOD	LOQ / CRQL	Units
79-00-5	1,1,2-Trichloroethane	0.5	U	0.5	1	ug/L
591-78-6	2-Hexanone	2.5	U	2.5	5	ug/L
124-48-1	Dibromochloromethane	0.5	U	0.5	1	ug/L
106-93-4	1,2-Dibromoethane	0.5	U	0.5	1	ug/L
127-18-4	Tetrachloroethene	0.5	U	0.5	1	ug/L
108-90-7	Chlorobenzene	0.5	U	0.5	1	ug/L
100-41-4	Ethyl Benzene	0.5	U	0.5	1	ug/L
179601-23-1	m/p-Xylenes	1	U	1	2	ug/L
95-47-6	o-Xylene	0.5	U	0.5	1	ug/L
100-42-5	Styrene	0.5	U	0.5	1	ug/L
75-25-2	Bromoform	0.5	U	0.5	1	ug/L
98-82-8	Isopropylbenzene	0.5	U	0.5	1	ug/L
79-34-5	1,1,2,2-Tetrachloroethane	0.5	U	0.5	1	ug/L
541-73-1	1,3-Dichlorobenzene	0.5	U	0.5	1	ug/L
106-46-7	1,4-Dichlorobenzene	0.5	U	0.5	1	ug/L
95-50-1	1,2-Dichlorobenzene	0.5	U	0.5	1	ug/L
96-12-8	1,2-Dibromo-3-Chloropropane	0.5	U	0.5	1	ug/L
120-82-1	1,2,4-Trichlorobenzene	0.5	U	0.5	1	ug/L
SURROGATES						
17060-07-0	1,2-Dichloroethane-d4	58.6		70 - 120	117%	SPK: 50
1868-53-7	Dibromofluoromethane	52.2		85 - 115	104%	SPK: 50
2037-26-5	Toluene-d8	42.3		85 - 120	85%	SPK: 50
460-00-4	4-Bromofluorobenzene	40.5		75 - 120	81%	SPK: 50
INTERNAL STANDARDS						
363-72-4	Pentafluorobenzene	952805	3.88			
540-36-3	1,4-Difluorobenzene	1249970	4.69			
3114-55-4	Chlorobenzene-d5	1067820	9.67			
3855-82-1	1,4-Dichlorobenzene-d4	533802	13.37			

Report of Analysis

Client:	Tetra Tech NUS, Inc.	Date Collected:	02/02/12
Project:	Bethpage CTO-066	Date Received:	02/03/12
Client Sample ID:	BP-VPB132-GW-481	SDG No.:	D1396
Lab Sample ID:	D1396-11	Matrix:	WATER
Analytical Method:	SW8260C	% Moisture:	100
Sample Wt/Vol:	5 Units: mL	Final Vol:	5000 uL
Soil Aliquot Vol:	uL	Test:	VOC-TCLVOA-10
GC Column:	RTX-VMS ID : 0.18	Level :	LOW

File ID/Qc Batch:	Dilution:	Prep Date	Date Analyzed	Prep Batch ID
VG040738.D	1		02/03/12	VG020312

CAS Number	Parameter	Conc.	Qualifier	LOD	LOQ / CRQL	Units
------------	-----------	-------	-----------	-----	------------	-------

U = Not Detected
LOQ = Limit of Quantitation
MDL = Method Detection Limit
LOD = Limit of Detection
E = Value Exceeds Calibration Range
Q = indicates LCS control criteria did not meet requirements

J = Estimated Value
B = Analyte Found in Associated Method Blank
N = Presumptive Evidence of a Compound
* = Values outside of QC limits
D = Dilution

Report of Analysis

Client:	Tetra Tech NUS, Inc.	Date Collected:	02/02/12
Project:	Bethpage CTO-066	Date Received:	02/03/12
Client Sample ID:	BP-VPB132-GW-501	SDG No.:	D1396
Lab Sample ID:	D1396-12	Matrix:	WATER
Analytical Method:	SW8260C	% Moisture:	100
Sample Wt/Vol:	5 Units: mL	Final Vol:	5000 uL
Soil Aliquot Vol:	uL	Test:	VOC-TCLVOA-10
GC Column:	RTX-VMS ID : 0.18	Level :	LOW

File ID/Qc Batch:	Dilution:	Prep Date	Date Analyzed	Prep Batch ID
VG040739.D	1		02/03/12	VG020312

CAS Number	Parameter	Conc.	Qualifier	LOD	LOQ / CRQL	Units
TARGETS						
75-71-8	Dichlorodifluoromethane	0.5	U	0.5	1	ug/L
74-87-3	Chloromethane	0.5	U	0.5	1	ug/L
75-01-4	Vinyl Chloride	0.5	U	0.5	1	ug/L
74-83-9	Bromomethane	0.5	U	0.5	1	ug/L
75-00-3	Chloroethane	0.5	U	0.5	1	ug/L
75-69-4	Trichlorofluoromethane	0.5	U	0.5	1	ug/L
76-13-1	1,1,2-Trichlorotrifluoroethane	0.5	U	0.5	1	ug/L
75-35-4	1,1-Dichloroethene	0.5	U	0.5	1	ug/L
67-64-1	Acetone	2.5	U	2.5	5	ug/L
75-15-0	Carbon Disulfide	0.5	U	0.5	1	ug/L
1634-04-4	Methyl tert-butyl Ether	0.5	U	0.5	1	ug/L
79-20-9	Methyl Acetate	0.5	U	0.5	1	ug/L
75-09-2	Methylene Chloride	0.5	U	0.5	1	ug/L
156-60-5	trans-1,2-Dichloroethene	0.5	U	0.5	1	ug/L
75-34-3	1,1-Dichloroethane	0.5	U	0.5	1	ug/L
110-82-7	Cyclohexane	0.5	U	0.5	1	ug/L
78-93-3	2-Butanone	2.5	U	2.5	5	ug/L
56-23-5	Carbon Tetrachloride	0.5	U	0.5	1	ug/L
156-59-2	cis-1,2-Dichloroethene	0.5	U	0.5	1	ug/L
67-66-3	Chloroform	0.5	U	0.5	1	ug/L
71-55-6	1,1,1-Trichloroethane	0.5	U	0.5	1	ug/L
108-87-2	Methylcyclohexane	0.5	U	0.5	1	ug/L
71-43-2	Benzene	0.5	U	0.5	1	ug/L
107-06-2	1,2-Dichloroethane	0.5	U	0.5	1	ug/L
79-01-6	Trichloroethene	0.5	U	0.5	1	ug/L
78-87-5	1,2-Dichloropropane	0.5	U	0.5	1	ug/L
75-27-4	Bromodichloromethane	0.5	U	0.5	1	ug/L
108-10-1	4-Methyl-2-Pentanone	2.5	U	2.5	5	ug/L
108-88-3	Toluene	0.5	U	0.5	1	ug/L
10061-02-6	t-1,3-Dichloropropene	0.5	U	0.5	1	ug/L
10061-01-5	cis-1,3-Dichloropropene	0.5	U	0.5	1	ug/L

Report of Analysis

Client:	Tetra Tech NUS, Inc.	Date Collected:	02/02/12
Project:	Bethpage CTO-066	Date Received:	02/03/12
Client Sample ID:	BP-VPB132-GW-501	SDG No.:	D1396
Lab Sample ID:	D1396-12	Matrix:	WATER
Analytical Method:	SW8260C	% Moisture:	100
Sample Wt/Vol:	5 Units: mL	Final Vol:	5000 uL
Soil Aliquot Vol:	uL	Test:	VOC-TCLVOA-10
GC Column:	RTX-VMS ID : 0.18	Level :	LOW

File ID/Qc Batch:	Dilution:	Prep Date	Date Analyzed	Prep Batch ID
VG040739.D	1		02/03/12	VG020312

CAS Number	Parameter	Conc.	Qualifier	LOD	LOQ / CRQL	Units
79-00-5	1,1,2-Trichloroethane	0.5	U	0.5	1	ug/L
591-78-6	2-Hexanone	2.5	U	2.5	5	ug/L
124-48-1	Dibromochloromethane	0.5	U	0.5	1	ug/L
106-93-4	1,2-Dibromoethane	0.5	U	0.5	1	ug/L
127-18-4	Tetrachloroethene	0.5	U	0.5	1	ug/L
108-90-7	Chlorobenzene	0.5	U	0.5	1	ug/L
100-41-4	Ethyl Benzene	0.5	U	0.5	1	ug/L
179601-23-1	m/p-Xylenes	1	U	1	2	ug/L
95-47-6	o-Xylene	0.5	U	0.5	1	ug/L
100-42-5	Styrene	0.5	U	0.5	1	ug/L
75-25-2	Bromoform	0.5	U	0.5	1	ug/L
98-82-8	Isopropylbenzene	0.5	U	0.5	1	ug/L
79-34-5	1,1,2,2-Tetrachloroethane	0.5	U	0.5	1	ug/L
541-73-1	1,3-Dichlorobenzene	0.5	U	0.5	1	ug/L
106-46-7	1,4-Dichlorobenzene	0.5	U	0.5	1	ug/L
95-50-1	1,2-Dichlorobenzene	0.5	U	0.5	1	ug/L
96-12-8	1,2-Dibromo-3-Chloropropane	0.5	U	0.5	1	ug/L
120-82-1	1,2,4-Trichlorobenzene	0.5	U	0.5	1	ug/L
SURROGATES						
17060-07-0	1,2-Dichloroethane-d4	58		70 - 120	116%	SPK: 50
1868-53-7	Dibromofluoromethane	50.5		85 - 115	101%	SPK: 50
2037-26-5	Toluene-d8	45.7		85 - 120	91%	SPK: 50
460-00-4	4-Bromofluorobenzene	40.4		75 - 120	81%	SPK: 50
INTERNAL STANDARDS						
363-72-4	Pentafluorobenzene	960711	3.88			
540-36-3	1,4-Difluorobenzene	1317660	4.69			
3114-55-4	Chlorobenzene-d5	1077270	9.66			
3855-82-1	1,4-Dichlorobenzene-d4	545455	13.37			

Report of Analysis

Client:	Tetra Tech NUS, Inc.	Date Collected:	02/02/12
Project:	Bethpage CTO-066	Date Received:	02/03/12
Client Sample ID:	BP-VPB132-GW-501	SDG No.:	D1396
Lab Sample ID:	D1396-12	Matrix:	WATER
Analytical Method:	SW8260C	% Moisture:	100
Sample Wt/Vol:	5 Units: mL	Final Vol:	5000 uL
Soil Aliquot Vol:	uL	Test:	VOC-TCLVOA-10
GC Column:	RTX-VMS ID: 0.18	Level :	LOW

File ID/Qc Batch:	Dilution:	Prep Date	Date Analyzed	Prep Batch ID
VG040739.D	1		02/03/12	VG020312

CAS Number	Parameter	Conc.	Qualifier	LOD	LOQ / CRQL	Units
------------	-----------	-------	-----------	-----	------------	-------

U = Not Detected
LOQ = Limit of Quantitation
MDL = Method Detection Limit
LOD = Limit of Detection
E = Value Exceeds Calibration Range
Q = indicates LCS control criteria did not meet requirements

J = Estimated Value
B = Analyte Found in Associated Method Blank
N = Presumptive Evidence of a Compound
* = Values outside of QC limits
D = Dilution

Report of Analysis

Client:	Tetra Tech NUS, Inc.	Date Collected:	02/03/12
Project:	Bethpage CTO-066	Date Received:	02/08/12
Client Sample ID:	BP-VPB132-GW-521	SDG No.:	D1437
Lab Sample ID:	D1437-02	Matrix:	WATER
Analytical Method:	SW8260C	% Moisture:	100
Sample Wt/Vol:	5 Units: mL	Final Vol:	5000 uL
Soil Aliquot Vol:	uL	Test:	VOC-TCLVOA-10
GC Column:	RXI-624 ID : 0.25	Level :	LOW

File ID/Qc Batch:	Dilution:	Prep Date	Date Analyzed	Prep Batch ID
VR003575.D	1		02/10/12	VR021012

CAS Number	Parameter	Conc.	Qualifier	LOD	LOQ / CRQL	Units
TARGETS						
75-71-8	Dichlorodifluoromethane	0.5	U	0.5	1	ug/L
74-87-3	Chloromethane	0.5	U	0.5	1	ug/L
75-01-4	Vinyl Chloride	0.5	U	0.5	1	ug/L
74-83-9	Bromomethane	0.5	U	0.5	1	ug/L
75-00-3	Chloroethane	0.5	U	0.5	1	ug/L
75-69-4	Trichlorofluoromethane	0.5	U	0.5	1	ug/L
76-13-1	1,1,2-Trichlorotrifluoroethane	0.5	U	0.5	1	ug/L
75-35-4	1,1-Dichloroethene	0.5	U	0.5	1	ug/L
67-64-1	Acetone	2.5	U	2.5	5	ug/L
75-15-0	Carbon Disulfide	0.5	U	0.5	1	ug/L
1634-04-4	Methyl tert-butyl Ether	0.5	U	0.5	1	ug/L
79-20-9	Methyl Acetate	0.5	U	0.5	1	ug/L
75-09-2	Methylene Chloride	0.5	U	0.5	1	ug/L
156-60-5	trans-1,2-Dichloroethene	0.5	U	0.5	1	ug/L
75-34-3	1,1-Dichloroethane	0.5	U	0.5	1	ug/L
110-82-7	Cyclohexane	0.5	U	0.5	1	ug/L
78-93-3	2-Butanone	2.5	U	2.5	5	ug/L
56-23-5	Carbon Tetrachloride	0.5	U	0.5	1	ug/L
156-59-2	cis-1,2-Dichloroethene	0.5	U	0.5	1	ug/L
67-66-3	Chloroform	0.5	U	0.5	1	ug/L
71-55-6	1,1,1-Trichloroethane	0.5	U	0.5	1	ug/L
108-87-2	Methylcyclohexane	0.5	U	0.5	1	ug/L
71-43-2	Benzene	0.5	U	0.5	1	ug/L
107-06-2	1,2-Dichloroethane	0.5	U	0.5	1	ug/L
79-01-6	Trichloroethene	0.5	U	0.5	1	ug/L
78-87-5	1,2-Dichloropropane	0.5	U	0.5	1	ug/L
75-27-4	Bromodichloromethane	0.5	U	0.5	1	ug/L
108-10-1	4-Methyl-2-Pentanone	2.5	U	2.5	5	ug/L
108-88-3	Toluene	0.5	U	0.5	1	ug/L
10061-02-6	t-1,3-Dichloropropene	0.5	U	0.5	1	ug/L
10061-01-5	cis-1,3-Dichloropropene	0.5	U	0.5	1	ug/L

Report of Analysis

Client:	Tetra Tech NUS, Inc.	Date Collected:	02/03/12
Project:	Bethpage CTO-066	Date Received:	02/08/12
Client Sample ID:	BP-VPB132-GW-521	SDG No.:	D1437
Lab Sample ID:	D1437-02	Matrix:	WATER
Analytical Method:	SW8260C	% Moisture:	100
Sample Wt/Vol:	5 Units: mL	Final Vol:	5000 uL
Soil Aliquot Vol:	uL	Test:	VOC-TCLVOA-10
GC Column:	RXI-624 ID : 0.25	Level :	LOW

File ID/Qc Batch:	Dilution:	Prep Date	Date Analyzed	Prep Batch ID
VR003575.D	1		02/10/12	VR021012

CAS Number	Parameter	Conc.	Qualifier	LOD	LOQ / CRQL	Units
79-00-5	1,1,2-Trichloroethane	0.5	U	0.5	1	ug/L
591-78-6	2-Hexanone	2.5	U	2.5	5	ug/L
124-48-1	Dibromochloromethane	0.5	U	0.5	1	ug/L
106-93-4	1,2-Dibromoethane	0.5	U	0.5	1	ug/L
127-18-4	Tetrachloroethene	0.5	U	0.5	1	ug/L
108-90-7	Chlorobenzene	0.5	U	0.5	1	ug/L
100-41-4	Ethyl Benzene	0.5	U	0.5	1	ug/L
179601-23-1	m/p-Xylenes	1	U	1	2	ug/L
95-47-6	o-Xylene	0.5	U	0.5	1	ug/L
100-42-5	Styrene	0.5	U	0.5	1	ug/L
75-25-2	Bromoform	0.5	U	0.5	1	ug/L
98-82-8	Isopropylbenzene	0.5	U	0.5	1	ug/L
79-34-5	1,1,2,2-Tetrachloroethane	0.5	U	0.5	1	ug/L
541-73-1	1,3-Dichlorobenzene	0.5	U	0.5	1	ug/L
106-46-7	1,4-Dichlorobenzene	0.5	U	0.5	1	ug/L
95-50-1	1,2-Dichlorobenzene	0.5	U	0.5	1	ug/L
96-12-8	1,2-Dibromo-3-Chloropropane	0.5	U	0.5	1	ug/L
120-82-1	1,2,4-Trichlorobenzene	0.5	U	0.5	1	ug/L
SURROGATES						
17060-07-0	1,2-Dichloroethane-d4	47		70 - 120	94%	SPK: 50
1868-53-7	Dibromofluoromethane	47.8		85 - 115	96%	SPK: 50
2037-26-5	Toluene-d8	46.2		85 - 120	92%	SPK: 50
460-00-4	4-Bromofluorobenzene	46.3		75 - 120	93%	SPK: 50
INTERNAL STANDARDS						
363-72-4	Pentafluorobenzene	1685280	7.58			
540-36-3	1,4-Difluorobenzene	2791760	8.5			
3114-55-4	Chlorobenzene-d5	2297480	11.31			
3855-82-1	1,4-Dichlorobenzene-d4	1394100	13.26			

Report of Analysis

Client:	Tetra Tech NUS, Inc.	Date Collected:	02/03/12
Project:	Bethpage CTO-066	Date Received:	02/08/12
Client Sample ID:	BP-VPB132-GW-521	SDG No.:	D1437
Lab Sample ID:	D1437-02	Matrix:	WATER
Analytical Method:	SW8260C	% Moisture:	100
Sample Wt/Vol:	5 Units: mL	Final Vol:	5000 uL
Soil Aliquot Vol:	uL	Test:	VOC-TCLVOA-10
GC Column:	RXI-624 ID : 0.25	Level :	LOW

File ID/Qc Batch:	Dilution:	Prep Date	Date Analyzed	Prep Batch ID
VR003575.D	1		02/10/12	VR021012

CAS Number	Parameter	Conc.	Qualifier	LOD	LOQ / CRQL	Units
------------	-----------	-------	-----------	-----	------------	-------

U = Not Detected
 LOQ = Limit of Quantitation
 MDL = Method Detection Limit
 LOD = Limit of Detection
 E = Value Exceeds Calibration Range
 Q = indicates LCS control criteria did not meet requirements

J = Estimated Value
 B = Analyte Found in Associated Method Blank
 N = Presumptive Evidence of a Compound
 * = Values outside of QC limits
 D = Dilution

Report of Analysis

Client:	Tetra Tech NUS, Inc.	Date Collected:	02/06/12
Project:	Bethpage CTO-066	Date Received:	02/08/12
Client Sample ID:	BP-VPB132-GW-541	SDG No.:	D1437
Lab Sample ID:	D1437-03	Matrix:	WATER
Analytical Method:	SW8260C	% Moisture:	100
Sample Wt/Vol:	5 Units: mL	Final Vol:	5000 uL
Soil Aliquot Vol:	uL	Test:	VOC-TCLVOA-10
GC Column:	RXI-624 ID : 0.25	Level :	LOW

File ID/Qc Batch:	Dilution:	Prep Date	Date Analyzed	Prep Batch ID
VR003576.D	1		02/10/12	VR021012

CAS Number	Parameter	Conc.	Qualifier	LOD	LOQ / CRQL	Units
TARGETS						
75-71-8	Dichlorodifluoromethane	0.5	U	0.5	1	ug/L
74-87-3	Chloromethane	0.5	U	0.5	1	ug/L
75-01-4	Vinyl Chloride	0.5	U	0.5	1	ug/L
74-83-9	Bromomethane	0.5	U	0.5	1	ug/L
75-00-3	Chloroethane	0.5	U	0.5	1	ug/L
75-69-4	Trichlorofluoromethane	0.5	U	0.5	1	ug/L
76-13-1	1,1,2-Trichlorotrifluoroethane	0.5	U	0.5	1	ug/L
75-35-4	1,1-Dichloroethene	0.5	U	0.5	1	ug/L
67-64-1	Acetone	2.5	U	2.5	5	ug/L
75-15-0	Carbon Disulfide	0.5	U	0.5	1	ug/L
1634-04-4	Methyl tert-butyl Ether	0.5	U	0.5	1	ug/L
79-20-9	Methyl Acetate	0.5	U	0.5	1	ug/L
75-09-2	Methylene Chloride	0.5	U	0.5	1	ug/L
156-60-5	trans-1,2-Dichloroethene	0.5	U	0.5	1	ug/L
75-34-3	1,1-Dichloroethane	0.5	U	0.5	1	ug/L
110-82-7	Cyclohexane	0.5	U	0.5	1	ug/L
78-93-3	2-Butanone	2.5	U	2.5	5	ug/L
56-23-5	Carbon Tetrachloride	0.5	U	0.5	1	ug/L
156-59-2	cis-1,2-Dichloroethene	0.5	U	0.5	1	ug/L
67-66-3	Chloroform	0.5	U	0.5	1	ug/L
71-55-6	1,1,1-Trichloroethane	0.5	U	0.5	1	ug/L
108-87-2	Methylcyclohexane	0.5	U	0.5	1	ug/L
71-43-2	Benzene	0.5	U	0.5	1	ug/L
107-06-2	1,2-Dichloroethane	0.5	U	0.5	1	ug/L
79-01-6	Trichloroethene	0.5	U	0.5	1	ug/L
78-87-5	1,2-Dichloropropane	0.5	U	0.5	1	ug/L
75-27-4	Bromodichloromethane	0.5	U	0.5	1	ug/L
108-10-1	4-Methyl-2-Pentanone	2.5	U	2.5	5	ug/L
108-88-3	Toluene	0.5	U	0.5	1	ug/L
10061-02-6	t-1,3-Dichloropropene	0.5	U	0.5	1	ug/L
10061-01-5	cis-1,3-Dichloropropene	0.5	U	0.5	1	ug/L

Report of Analysis

Client:	Tetra Tech NUS, Inc.	Date Collected:	02/06/12
Project:	Bethpage CTO-066	Date Received:	02/08/12
Client Sample ID:	BP-VPB132-GW-541	SDG No.:	D1437
Lab Sample ID:	D1437-03	Matrix:	WATER
Analytical Method:	SW8260C	% Moisture:	100
Sample Wt/Vol:	5 Units: mL	Final Vol:	5000 uL
Soil Aliquot Vol:	uL	Test:	VOC-TCLVOA-10
GC Column:	RXI-624 ID : 0.25	Level :	LOW

File ID/Qc Batch:	Dilution:	Prep Date	Date Analyzed	Prep Batch ID
VR003576.D	1		02/10/12	VR021012

CAS Number	Parameter	Conc.	Qualifier	LOD	LOQ / CRQL	Units
79-00-5	1,1,2-Trichloroethane	0.5	U	0.5	1	ug/L
591-78-6	2-Hexanone	2.5	U	2.5	5	ug/L
124-48-1	Dibromochloromethane	0.5	U	0.5	1	ug/L
106-93-4	1,2-Dibromoethane	0.5	U	0.5	1	ug/L
127-18-4	Tetrachloroethene	0.5	U	0.5	1	ug/L
108-90-7	Chlorobenzene	0.5	U	0.5	1	ug/L
100-41-4	Ethyl Benzene	0.5	U	0.5	1	ug/L
179601-23-1	m/p-Xylenes	1	U	1	2	ug/L
95-47-6	o-Xylene	0.5	U	0.5	1	ug/L
100-42-5	Styrene	0.5	U	0.5	1	ug/L
75-25-2	Bromoform	0.5	U	0.5	1	ug/L
98-82-8	Isopropylbenzene	0.5	U	0.5	1	ug/L
79-34-5	1,1,2,2-Tetrachloroethane	0.5	U	0.5	1	ug/L
541-73-1	1,3-Dichlorobenzene	0.5	U	0.5	1	ug/L
106-46-7	1,4-Dichlorobenzene	0.5	U	0.5	1	ug/L
95-50-1	1,2-Dichlorobenzene	0.5	U	0.5	1	ug/L
96-12-8	1,2-Dibromo-3-Chloropropane	0.5	U	0.5	1	ug/L
120-82-1	1,2,4-Trichlorobenzene	0.5	U	0.5	1	ug/L
SURROGATES						
17060-07-0	1,2-Dichloroethane-d4	45.9		70 - 120	92%	SPK: 50
1868-53-7	Dibromofluoromethane	47.8		85 - 115	96%	SPK: 50
2037-26-5	Toluene-d8	46.2		85 - 120	92%	SPK: 50
460-00-4	4-Bromofluorobenzene	46.8		75 - 120	94%	SPK: 50
INTERNAL STANDARDS						
363-72-4	Pentafluorobenzene	1716230	7.58			
540-36-3	1,4-Difluorobenzene	2776800	8.5			
3114-55-4	Chlorobenzene-d5	2303830	11.31			
3855-82-1	1,4-Dichlorobenzene-d4	1397750	13.26			

Report of Analysis

Client:	Tetra Tech NUS, Inc.	Date Collected:	02/06/12
Project:	Bethpage CTO-066	Date Received:	02/08/12
Client Sample ID:	BP-VPB132-GW-541	SDG No.:	D1437
Lab Sample ID:	D1437-03	Matrix:	WATER
Analytical Method:	SW8260C	% Moisture:	100
Sample Wt/Vol:	5 Units: mL	Final Vol:	5000 uL
Soil Aliquot Vol:	uL	Test:	VOC-TCLVOA-10
GC Column:	RXI-624 ID : 0.25	Level :	LOW

File ID/Qc Batch:	Dilution:	Prep Date	Date Analyzed	Prep Batch ID
VR003576.D	1		02/10/12	VR021012

CAS Number	Parameter	Conc.	Qualifier	LOD	LOQ / CRQL	Units
------------	-----------	-------	-----------	-----	------------	-------

U = Not Detected
LOQ = Limit of Quantitation
MDL = Method Detection Limit
LOD = Limit of Detection
E = Value Exceeds Calibration Range
Q = indicates LCS control criteria did not meet requirements

J = Estimated Value
B = Analyte Found in Associated Method Blank
N = Presumptive Evidence of a Compound
* = Values outside of QC limits
D = Dilution

Report of Analysis

Client:	Tetra Tech NUS, Inc.	Date Collected:	02/06/12
Project:	Bethpage CTO-066	Date Received:	02/08/12
Client Sample ID:	BP-VPB132-GW-561	SDG No.:	D1437
Lab Sample ID:	D1437-04	Matrix:	WATER
Analytical Method:	SW8260C	% Moisture:	100
Sample Wt/Vol:	5 Units: mL	Final Vol:	5000 uL
Soil Aliquot Vol:	uL	Test:	VOC-TCLVOA-10
GC Column:	RXI-624 ID : 0.25	Level :	LOW

File ID/Qc Batch:	Dilution:	Prep Date	Date Analyzed	Prep Batch ID
VR003577.D	1		02/10/12	VR021012

CAS Number	Parameter	Conc.	Qualifier	LOD	LOQ / CRQL	Units
TARGETS						
75-71-8	Dichlorodifluoromethane	0.5	U	0.5	1	ug/L
74-87-3	Chloromethane	0.5	U	0.5	1	ug/L
75-01-4	Vinyl Chloride	0.5	U	0.5	1	ug/L
74-83-9	Bromomethane	0.5	U	0.5	1	ug/L
75-00-3	Chloroethane	0.5	U	0.5	1	ug/L
75-69-4	Trichlorofluoromethane	0.5	U	0.5	1	ug/L
76-13-1	1,1,2-Trichlorotrifluoroethane	0.5	U	0.5	1	ug/L
75-35-4	1,1-Dichloroethene	0.5	U	0.5	1	ug/L
67-64-1	Acetone	13		2.5	5	ug/L
75-15-0	Carbon Disulfide	0.5	U	0.5	1	ug/L
1634-04-4	Methyl tert-butyl Ether	0.5	U	0.5	1	ug/L
79-20-9	Methyl Acetate	0.5	U	0.5	1	ug/L
75-09-2	Methylene Chloride	0.5	U	0.5	1	ug/L
156-60-5	trans-1,2-Dichloroethene	0.5	U	0.5	1	ug/L
75-34-3	1,1-Dichloroethane	0.5	U	0.5	1	ug/L
110-82-7	Cyclohexane	0.5	U	0.5	1	ug/L
78-93-3	2-Butanone	2.5	U	2.5	5	ug/L
56-23-5	Carbon Tetrachloride	0.5	U	0.5	1	ug/L
156-59-2	cis-1,2-Dichloroethene	0.5	U	0.5	1	ug/L
67-66-3	Chloroform	0.5	U	0.5	1	ug/L
71-55-6	1,1,1-Trichloroethane	0.5	U	0.5	1	ug/L
108-87-2	Methylcyclohexane	0.5	U	0.5	1	ug/L
71-43-2	Benzene	0.5	U	0.5	1	ug/L
107-06-2	1,2-Dichloroethane	0.5	U	0.5	1	ug/L
79-01-6	Trichloroethene	0.5	U	0.5	1	ug/L
78-87-5	1,2-Dichloropropane	0.5	U	0.5	1	ug/L
75-27-4	Bromodichloromethane	0.5	U	0.5	1	ug/L
108-10-1	4-Methyl-2-Pentanone	2.5	U	2.5	5	ug/L
108-88-3	Toluene	0.5	U	0.5	1	ug/L
10061-02-6	t-1,3-Dichloropropene	0.5	U	0.5	1	ug/L
10061-01-5	cis-1,3-Dichloropropene	0.5	U	0.5	1	ug/L

Report of Analysis

Client:	Tetra Tech NUS, Inc.	Date Collected:	02/06/12
Project:	Bethpage CTO-066	Date Received:	02/08/12
Client Sample ID:	BP-VPB132-GW-561	SDG No.:	D1437
Lab Sample ID:	D1437-04	Matrix:	WATER
Analytical Method:	SW8260C	% Moisture:	100
Sample Wt/Vol:	5 Units: mL	Final Vol:	5000 uL
Soil Aliquot Vol:	uL	Test:	VOC-TCLVOA-10
GC Column:	RXI-624 ID : 0.25	Level :	LOW

File ID/Qc Batch:	Dilution:	Prep Date	Date Analyzed	Prep Batch ID
VR003577.D	1		02/10/12	VR021012

CAS Number	Parameter	Conc.	Qualifier	LOD	LOQ / CRQL	Units
79-00-5	1,1,2-Trichloroethane	0.5	U	0.5	1	ug/L
591-78-6	2-Hexanone	2.5	U	2.5	5	ug/L
124-48-1	Dibromochloromethane	0.5	U	0.5	1	ug/L
106-93-4	1,2-Dibromoethane	0.5	U	0.5	1	ug/L
127-18-4	Tetrachloroethene	0.5	U	0.5	1	ug/L
108-90-7	Chlorobenzene	0.5	U	0.5	1	ug/L
100-41-4	Ethyl Benzene	0.5	U	0.5	1	ug/L
179601-23-1	m/p-Xylenes	1	U	1	2	ug/L
95-47-6	o-Xylene	0.5	U	0.5	1	ug/L
100-42-5	Styrene	0.5	U	0.5	1	ug/L
75-25-2	Bromoform	0.5	U	0.5	1	ug/L
98-82-8	Isopropylbenzene	0.5	U	0.5	1	ug/L
79-34-5	1,1,2,2-Tetrachloroethane	0.5	U	0.5	1	ug/L
541-73-1	1,3-Dichlorobenzene	0.5	U	0.5	1	ug/L
106-46-7	1,4-Dichlorobenzene	0.5	U	0.5	1	ug/L
95-50-1	1,2-Dichlorobenzene	0.5	U	0.5	1	ug/L
96-12-8	1,2-Dibromo-3-Chloropropane	0.5	U	0.5	1	ug/L
120-82-1	1,2,4-Trichlorobenzene	0.5	U	0.5	1	ug/L
SURROGATES						
17060-07-0	1,2-Dichloroethane-d4	45.9		70 - 120	92%	SPK: 50
1868-53-7	Dibromofluoromethane	48		85 - 115	96%	SPK: 50
2037-26-5	Toluene-d8	46.2		85 - 120	92%	SPK: 50
460-00-4	4-Bromofluorobenzene	46.1		75 - 120	92%	SPK: 50
INTERNAL STANDARDS						
363-72-4	Pentafluorobenzene	1725320	7.58			
540-36-3	1,4-Difluorobenzene	2788240	8.5			
3114-55-4	Chlorobenzene-d5	2279740	11.31			
3855-82-1	1,4-Dichlorobenzene-d4	1388900	13.26			



Report of Analysis

Client:	Tetra Tech NUS, Inc.	Date Collected:	02/06/12
Project:	Bethpage CTO-066	Date Received:	02/08/12
Client Sample ID:	BP-VPB132-GW-561	SDG No.:	D1437
Lab Sample ID:	D1437-04	Matrix:	WATER
Analytical Method:	SW8260C	% Moisture:	100
Sample Wt/Vol:	5 Units: mL	Final Vol:	5000 uL
Soil Aliquot Vol:	uL	Test:	VOC-TCLVOA-10
GC Column:	RXI-624 ID : 0.25	Level :	LOW

File ID/Qc Batch:	Dilution:	Prep Date	Date Analyzed	Prep Batch ID
VR003577.D	1		02/10/12	VR021012

CAS Number	Parameter	Conc.	Qualifier	LOD	LOQ / CRQL	Units
------------	-----------	-------	-----------	-----	------------	-------

U = Not Detected
LOQ = Limit of Quantitation
MDL = Method Detection Limit
LOD = Limit of Detection
E = Value Exceeds Calibration Range
Q = indicates LCS control criteria did not meet requirements

J = Estimated Value
B = Analyte Found in Associated Method Blank
N = Presumptive Evidence of a Compound
* = Values outside of QC limits
D = Dilution

Report of Analysis

Client:	Tetra Tech NUS, Inc.	Date Collected:	02/07/12
Project:	Bethpage CTO-066	Date Received:	02/08/12
Client Sample ID:	BP-VPB132-GW-581	SDG No.:	D1437
Lab Sample ID:	D1437-05	Matrix:	WATER
Analytical Method:	SW8260C	% Moisture:	100
Sample Wt/Vol:	5 Units: mL	Final Vol:	5000 uL
Soil Aliquot Vol:	uL	Test:	VOC-TCLVOA-10
GC Column:	RTX-VMS ID : 0.18	Level :	LOW

File ID/Qc Batch:	Dilution:	Prep Date	Date Analyzed	Prep Batch ID
VG040837.D	1		02/08/12	VG020812

CAS Number	Parameter	Conc.	Qualifier	LOD	LOQ / CRQL	Units
TARGETS						
75-71-8	Dichlorodifluoromethane	0.5	U	0.5	1	ug/L
74-87-3	Chloromethane	0.5	U	0.5	1	ug/L
75-01-4	Vinyl Chloride	0.5	U	0.5	1	ug/L
74-83-9	Bromomethane	0.5	U	0.5	1	ug/L
75-00-3	Chloroethane	0.5	U	0.5	1	ug/L
75-69-4	Trichlorofluoromethane	0.5	U	0.5	1	ug/L
76-13-1	1,1,2-Trichlorotrifluoroethane	0.5	U	0.5	1	ug/L
75-35-4	1,1-Dichloroethene	0.5	U	0.5	1	ug/L
67-64-1	Acetone	2.5	U	2.5	5	ug/L
75-15-0	Carbon Disulfide	0.5	U	0.5	1	ug/L
1634-04-4	Methyl tert-butyl Ether	0.5	U	0.5	1	ug/L
79-20-9	Methyl Acetate	0.5	U	0.5	1	ug/L
75-09-2	Methylene Chloride	0.5	U	0.5	1	ug/L
156-60-5	trans-1,2-Dichloroethene	0.5	U	0.5	1	ug/L
75-34-3	1,1-Dichloroethane	0.5	U	0.5	1	ug/L
110-82-7	Cyclohexane	0.5	U	0.5	1	ug/L
78-93-3	2-Butanone	2.5	U	2.5	5	ug/L
56-23-5	Carbon Tetrachloride	0.5	U	0.5	1	ug/L
156-59-2	cis-1,2-Dichloroethene	0.5	U	0.5	1	ug/L
67-66-3	Chloroform	0.5	U	0.5	1	ug/L
71-55-6	1,1,1-Trichloroethane	0.5	U	0.5	1	ug/L
108-87-2	Methylcyclohexane	0.5	U	0.5	1	ug/L
71-43-2	Benzene	0.5	U	0.5	1	ug/L
107-06-2	1,2-Dichloroethane	0.5	U	0.5	1	ug/L
79-01-6	Trichloroethene	0.5	U	0.5	1	ug/L
78-87-5	1,2-Dichloropropane	0.5	U	0.5	1	ug/L
75-27-4	Bromodichloromethane	0.5	U	0.5	1	ug/L
108-10-1	4-Methyl-2-Pentanone	2.5	U	2.5	5	ug/L
108-88-3	Toluene	0.5	U	0.5	1	ug/L
10061-02-6	t-1,3-Dichloropropene	0.5	U	0.5	1	ug/L
10061-01-5	cis-1,3-Dichloropropene	0.5	U	0.5	1	ug/L

Report of Analysis

Client:	Tetra Tech NUS, Inc.	Date Collected:	02/07/12
Project:	Bethpage CTO-066	Date Received:	02/08/12
Client Sample ID:	BP-VPB132-GW-581	SDG No.:	D1437
Lab Sample ID:	D1437-05	Matrix:	WATER
Analytical Method:	SW8260C	% Moisture:	100
Sample Wt/Vol:	5 Units: mL	Final Vol:	5000 uL
Soil Aliquot Vol:	uL	Test:	VOC-TCLVOA-10
GC Column:	RTX-VMS ID : 0.18	Level :	LOW

File ID/Qc Batch:	Dilution:	Prep Date	Date Analyzed	Prep Batch ID
VG040837.D	1		02/08/12	VG020812

CAS Number	Parameter	Conc.	Qualifier	LOD	LOQ / CRQL	Units
79-00-5	1,1,2-Trichloroethane	0.5	U	0.5	1	ug/L
591-78-6	2-Hexanone	2.5	U	2.5	5	ug/L
124-48-1	Dibromochloromethane	0.5	U	0.5	1	ug/L
106-93-4	1,2-Dibromoethane	0.5	U	0.5	1	ug/L
127-18-4	Tetrachloroethene	0.5	U	0.5	1	ug/L
108-90-7	Chlorobenzene	0.5	U	0.5	1	ug/L
100-41-4	Ethyl Benzene	0.5	U	0.5	1	ug/L
179601-23-1	m/p-Xylenes	1	U	1	2	ug/L
95-47-6	o-Xylene	0.5	U	0.5	1	ug/L
100-42-5	Styrene	0.5	U	0.5	1	ug/L
75-25-2	Bromoform	0.5	U	0.5	1	ug/L
98-82-8	Isopropylbenzene	0.5	U	0.5	1	ug/L
79-34-5	1,1,2,2-Tetrachloroethane	0.5	U	0.5	1	ug/L
541-73-1	1,3-Dichlorobenzene	0.5	U	0.5	1	ug/L
106-46-7	1,4-Dichlorobenzene	0.5	U	0.5	1	ug/L
95-50-1	1,2-Dichlorobenzene	0.5	U	0.5	1	ug/L
96-12-8	1,2-Dibromo-3-Chloropropane	0.5	U	0.5	1	ug/L
120-82-1	1,2,4-Trichlorobenzene	0.5	U	0.5	1	ug/L
SURROGATES						
17060-07-0	1,2-Dichloroethane-d4	59.3		70 - 120	119%	SPK: 50
1868-53-7	Dibromofluoromethane	49.2		85 - 115	98%	SPK: 50
2037-26-5	Toluene-d8	44.7		85 - 120	89%	SPK: 50
460-00-4	4-Bromofluorobenzene	37.6		75 - 120	75%	SPK: 50
INTERNAL STANDARDS						
363-72-4	Pentafluorobenzene	824371	3.9			
540-36-3	1,4-Difluorobenzene	1158990	4.71			
3114-55-4	Chlorobenzene-d5	915123	9.68			
3855-82-1	1,4-Dichlorobenzene-d4	467050	13.38			

Report of Analysis

Client:	Tetra Tech NUS, Inc.	Date Collected:	02/07/12
Project:	Bethpage CTO-066	Date Received:	02/08/12
Client Sample ID:	BP-VPB132-GW-581	SDG No.:	D1437
Lab Sample ID:	D1437-05	Matrix:	WATER
Analytical Method:	SW8260C	% Moisture:	100
Sample Wt/Vol:	5 Units: mL	Final Vol:	5000 uL
Soil Aliquot Vol:	uL	Test:	VOC-TCLVOA-10
GC Column:	RTX-VMS ID : 0.18	Level :	LOW

File ID/Qc Batch:	Dilution:	Prep Date	Date Analyzed	Prep Batch ID
VG040837.D	1		02/08/12	VG020812

CAS Number	Parameter	Conc.	Qualifier	LOD	LOQ / CRQL	Units
------------	-----------	-------	-----------	-----	------------	-------

U = Not Detected
LOQ = Limit of Quantitation
MDL = Method Detection Limit
LOD = Limit of Detection
E = Value Exceeds Calibration Range
Q = indicates LCS control criteria did not meet requirements

J = Estimated Value
B = Analyte Found in Associated Method Blank
N = Presumptive Evidence of a Compound
* = Values outside of QC limits
D = Dilution

Report of Analysis

Client:	Tetra Tech NUS, Inc.	Date Collected:	02/07/12
Project:	Bethpage CTO-066	Date Received:	02/08/12
Client Sample ID:	BP-VPB132-GW-601	SDG No.:	D1437
Lab Sample ID:	D1437-06	Matrix:	WATER
Analytical Method:	SW8260C	% Moisture:	100
Sample Wt/Vol:	5 Units: mL	Final Vol:	5000 uL
Soil Aliquot Vol:	uL	Test:	VOC-TCLVOA-10
GC Column:	RTX-VMS ID : 0.18	Level :	LOW

File ID/Qc Batch:	Dilution:	Prep Date	Date Analyzed	Prep Batch ID
VG040838.D	1		02/08/12	VG020812

CAS Number	Parameter	Conc.	Qualifier	LOD	LOQ / CRQL	Units
TARGETS						
75-71-8	Dichlorodifluoromethane	0.5	U	0.5	1	ug/L
74-87-3	Chloromethane	0.5	U	0.5	1	ug/L
75-01-4	Vinyl Chloride	0.5	U	0.5	1	ug/L
74-83-9	Bromomethane	0.5	U	0.5	1	ug/L
75-00-3	Chloroethane	0.5	U	0.5	1	ug/L
75-69-4	Trichlorofluoromethane	0.5	U	0.5	1	ug/L
76-13-1	1,1,2-Trichlorotrifluoroethane	0.5	U	0.5	1	ug/L
75-35-4	1,1-Dichloroethene	0.5	U	0.5	1	ug/L
67-64-1	Acetone	2.5	U	2.5	5	ug/L
75-15-0	Carbon Disulfide	0.5	U	0.5	1	ug/L
1634-04-4	Methyl tert-butyl Ether	0.5	U	0.5	1	ug/L
79-20-9	Methyl Acetate	0.5	U	0.5	1	ug/L
75-09-2	Methylene Chloride	0.5	U	0.5	1	ug/L
156-60-5	trans-1,2-Dichloroethene	0.5	U	0.5	1	ug/L
75-34-3	1,1-Dichloroethane	0.5	U	0.5	1	ug/L
110-82-7	Cyclohexane	0.5	U	0.5	1	ug/L
78-93-3	2-Butanone	2.5	U	2.5	5	ug/L
56-23-5	Carbon Tetrachloride	0.5	U	0.5	1	ug/L
156-59-2	cis-1,2-Dichloroethene	0.5	U	0.5	1	ug/L
67-66-3	Chloroform	0.5	U	0.5	1	ug/L
71-55-6	1,1,1-Trichloroethane	0.5	U	0.5	1	ug/L
108-87-2	Methylcyclohexane	0.5	U	0.5	1	ug/L
71-43-2	Benzene	0.5	U	0.5	1	ug/L
107-06-2	1,2-Dichloroethane	0.5	U	0.5	1	ug/L
79-01-6	Trichloroethene	0.5	U	0.5	1	ug/L
78-87-5	1,2-Dichloropropane	0.5	U	0.5	1	ug/L
75-27-4	Bromodichloromethane	0.5	U	0.5	1	ug/L
108-10-1	4-Methyl-2-Pentanone	2.5	U	2.5	5	ug/L
108-88-3	Toluene	0.5	U	0.5	1	ug/L
10061-02-6	t-1,3-Dichloropropene	0.5	U	0.5	1	ug/L
10061-01-5	cis-1,3-Dichloropropene	0.5	U	0.5	1	ug/L

Report of Analysis

Client:	Tetra Tech NUS, Inc.	Date Collected:	02/07/12
Project:	Bethpage CTO-066	Date Received:	02/08/12
Client Sample ID:	BP-VPB132-GW-601	SDG No.:	D1437
Lab Sample ID:	D1437-06	Matrix:	WATER
Analytical Method:	SW8260C	% Moisture:	100
Sample Wt/Vol:	5 Units: mL	Final Vol:	5000 uL
Soil Aliquot Vol:	uL	Test:	VOC-TCLVOA-10
GC Column:	RTX-VMS ID: 0.18	Level:	LOW

File ID/Qc Batch:	Dilution:	Prep Date	Date Analyzed	Prep Batch ID
VG040838.D	1		02/08/12	VG020812

CAS Number	Parameter	Conc.	Qualifier	LOD	LOQ / CRQL	Units
79-00-5	1,1,2-Trichloroethane	0.5	U	0.5	1	ug/L
591-78-6	2-Hexanone	2.5	U	2.5	5	ug/L
124-48-1	Dibromochloromethane	0.5	U	0.5	1	ug/L
106-93-4	1,2-Dibromoethane	0.5	U	0.5	1	ug/L
127-18-4	Tetrachloroethene	0.5	U	0.5	1	ug/L
108-90-7	Chlorobenzene	0.5	U	0.5	1	ug/L
100-41-4	Ethyl Benzene	0.5	U	0.5	1	ug/L
179601-23-1	m/p-Xylenes	1	U	1	2	ug/L
95-47-6	o-Xylene	0.5	U	0.5	1	ug/L
100-42-5	Styrene	0.5	U	0.5	1	ug/L
75-25-2	Bromoform	0.5	U	0.5	1	ug/L
98-82-8	Isopropylbenzene	0.5	U	0.5	1	ug/L
79-34-5	1,1,2,2-Tetrachloroethane	0.5	U	0.5	1	ug/L
541-73-1	1,3-Dichlorobenzene	0.5	U	0.5	1	ug/L
106-46-7	1,4-Dichlorobenzene	0.5	U	0.5	1	ug/L
95-50-1	1,2-Dichlorobenzene	0.5	U	0.5	1	ug/L
96-12-8	1,2-Dibromo-3-Chloropropane	0.5	U	0.5	1	ug/L
120-82-1	1,2,4-Trichlorobenzene	0.5	U	0.5	1	ug/L
SURROGATES						
17060-07-0	1,2-Dichloroethane-d4	55.4		70 - 120	111%	SPK: 50
1868-53-7	Dibromofluoromethane	50.6		85 - 115	101%	SPK: 50
2037-26-5	Toluene-d8	43.2		85 - 120	86%	SPK: 50
460-00-4	4-Bromofluorobenzene	39.4		75 - 120	79%	SPK: 50
INTERNAL STANDARDS						
363-72-4	Pentafluorobenzene	829524	3.9			
540-36-3	1,4-Difluorobenzene	1155460	4.7			
3114-55-4	Chlorobenzene-d5	926240	9.68			
3855-82-1	1,4-Dichlorobenzene-d4	440724	13.38			

Report of Analysis

Client:	Tetra Tech NUS, Inc.	Date Collected:	02/07/12
Project:	Bethpage CTO-066	Date Received:	02/08/12
Client Sample ID:	BP-VPB132-GW-601	SDG No.:	D1437
Lab Sample ID:	D1437-06	Matrix:	WATER
Analytical Method:	SW8260C	% Moisture:	100
Sample Wt/Vol:	5 Units: mL	Final Vol:	5000 uL
Soil Aliquot Vol:	uL	Test:	VOC-TCLVOA-10
GC Column:	RTX-VMS ID : 0.18	Level :	LOW

File ID/Qc Batch:	Dilution:	Prep Date	Date Analyzed	Prep Batch ID
VG040838.D	1		02/08/12	VG020812

CAS Number	Parameter	Conc.	Qualifier	LOD	LOQ / CRQL	Units
------------	-----------	-------	-----------	-----	------------	-------

U = Not Detected
 LOQ = Limit of Quantitation
 MDL = Method Detection Limit
 LOD = Limit of Detection
 E = Value Exceeds Calibration Range
 Q = indicates LCS control criteria did not meet requirements

J = Estimated Value
 B = Analyte Found in Associated Method Blank
 N = Presumptive Evidence of a Compound
 * = Values outside of QC limits
 D = Dilution

Report of Analysis

Client:	Tetra Tech NUS, Inc.	Date Collected:	02/08/12
Project:	Bethpage CTO-066	Date Received:	02/10/12
Client Sample ID:	BP-VPB132-GW-641	SDG No.:	D1473
Lab Sample ID:	D1473-02	Matrix:	WATER
Analytical Method:	SW8260C	% Moisture:	100
Sample Wt/Vol:	5 Units: mL	Final Vol:	5000 uL
Soil Aliquot Vol:	uL	Test:	VOC-TCLVOA-10
GC Column:	RXI-624 ID : 0.25	Level :	LOW

File ID/Qc Batch:	Dilution:	Prep Date	Date Analyzed	Prep Batch ID
VR003623.D	1		02/14/12	VR021412

CAS Number	Parameter	Conc.	Qualifier	LOD	LOQ / CRQL	Units
TARGETS						
75-71-8	Dichlorodifluoromethane	0.5	U	0.5	1	ug/L
74-87-3	Chloromethane	0.5	U	0.5	1	ug/L
75-01-4	Vinyl Chloride	0.5	U	0.5	1	ug/L
74-83-9	Bromomethane	0.5	U	0.5	1	ug/L
75-00-3	Chloroethane	0.5	U	0.5	1	ug/L
75-69-4	Trichlorofluoromethane	0.5	U	0.5	1	ug/L
76-13-1	1,1,2-Trichlorotrifluoroethane	0.5	U	0.5	1	ug/L
75-35-4	1,1-Dichloroethene	0.5	U	0.5	1	ug/L
67-64-1	Acetone	5		2.5	5	ug/L
75-15-0	Carbon Disulfide	0.5	U	0.5	1	ug/L
1634-04-4	Methyl tert-butyl Ether	0.5	U	0.5	1	ug/L
79-20-9	Methyl Acetate	0.5	U	0.5	1	ug/L
75-09-2	Methylene Chloride	0.5	U	0.5	1	ug/L
156-60-5	trans-1,2-Dichloroethene	0.5	U	0.5	1	ug/L
75-34-3	1,1-Dichloroethane	0.5	U	0.5	1	ug/L
110-82-7	Cyclohexane	0.5	U	0.5	1	ug/L
78-93-3	2-Butanone	2.5	U	2.5	5	ug/L
56-23-5	Carbon Tetrachloride	0.5	U	0.5	1	ug/L
156-59-2	cis-1,2-Dichloroethene	0.5	U	0.5	1	ug/L
67-66-3	Chloroform	0.5	U	0.5	1	ug/L
71-55-6	1,1,1-Trichloroethane	0.5	U	0.5	1	ug/L
108-87-2	Methylcyclohexane	0.5	U	0.5	1	ug/L
71-43-2	Benzene	0.5	U	0.5	1	ug/L
107-06-2	1,2-Dichloroethane	0.5	U	0.5	1	ug/L
79-01-6	Trichloroethene	0.5	U	0.5	1	ug/L
78-87-5	1,2-Dichloropropane	0.5	U	0.5	1	ug/L
75-27-4	Bromodichloromethane	0.5	U	0.5	1	ug/L
108-10-1	4-Methyl-2-Pentanone	2.5	U	2.5	5	ug/L
108-88-3	Toluene	0.5	U	0.5	1	ug/L
10061-02-6	t-1,3-Dichloropropene	0.5	U	0.5	1	ug/L
10061-01-5	cis-1,3-Dichloropropene	0.5	U	0.5	1	ug/L

Report of Analysis

Client:	Tetra Tech NUS, Inc.	Date Collected:	02/08/12
Project:	Bethpage CTO-066	Date Received:	02/10/12
Client Sample ID:	BP-VPB132-GW-641	SDG No.:	D1473
Lab Sample ID:	D1473-02	Matrix:	WATER
Analytical Method:	SW8260C	% Moisture:	100
Sample Wt/Vol:	5 Units: mL	Final Vol:	5000 uL
Soil Aliquot Vol:	uL	Test:	VOC-TCLVOA-10
GC Column:	RXI-624 ID : 0.25	Level :	LOW

File ID/Qc Batch:	Dilution:	Prep Date	Date Analyzed	Prep Batch ID
VR003623.D	1		02/14/12	VR021412

CAS Number	Parameter	Conc.	Qualifier	LOD	LOQ / CRQL	Units
79-00-5	1,1,2-Trichloroethane	0.5	U	0.5	1	ug/L
591-78-6	2-Hexanone	2.5	U	2.5	5	ug/L
124-48-1	Dibromochloromethane	0.5	U	0.5	1	ug/L
106-93-4	1,2-Dibromoethane	0.5	U	0.5	1	ug/L
127-18-4	Tetrachloroethene	0.5	U	0.5	1	ug/L
108-90-7	Chlorobenzene	0.5	U	0.5	1	ug/L
100-41-4	Ethyl Benzene	0.5	U	0.5	1	ug/L
179601-23-1	m/p-Xylenes	1	U	1	2	ug/L
95-47-6	o-Xylene	0.5	U	0.5	1	ug/L
100-42-5	Styrene	0.5	U	0.5	1	ug/L
75-25-2	Bromoform	0.5	U	0.5	1	ug/L
98-82-8	Isopropylbenzene	0.5	U	0.5	1	ug/L
79-34-5	1,1,2,2-Tetrachloroethane	0.5	U	0.5	1	ug/L
541-73-1	1,3-Dichlorobenzene	0.5	U	0.5	1	ug/L
106-46-7	1,4-Dichlorobenzene	0.5	U	0.5	1	ug/L
95-50-1	1,2-Dichlorobenzene	0.5	U	0.5	1	ug/L
96-12-8	1,2-Dibromo-3-Chloropropane	0.5	U	0.5	1	ug/L
120-82-1	1,2,4-Trichlorobenzene	0.5	U	0.5	1	ug/L
SURROGATES						
17060-07-0	1,2-Dichloroethane-d4	46.9		70 - 120	94%	SPK: 50
1868-53-7	Dibromofluoromethane	47.4		85 - 115	95%	SPK: 50
2037-26-5	Toluene-d8	46		85 - 120	92%	SPK: 50
460-00-4	4-Bromofluorobenzene	45.7		75 - 120	91%	SPK: 50
INTERNAL STANDARDS						
363-72-4	Pentafluorobenzene	1580800	7.58			
540-36-3	1,4-Difluorobenzene	2597590	8.5			
3114-55-4	Chlorobenzene-d5	2131510	11.31			
3855-82-1	1,4-Dichlorobenzene-d4	1310990	13.26			

Report of Analysis

Client:	Tetra Tech NUS, Inc.	Date Collected:	02/08/12
Project:	Bethpage CTO-066	Date Received:	02/10/12
Client Sample ID:	BP-VPB132-GW-641	SDG No.:	D1473
Lab Sample ID:	D1473-02	Matrix:	WATER
Analytical Method:	SW8260C	% Moisture:	100
Sample Wt/Vol:	5 Units: mL	Final Vol:	5000 uL
Soil Aliquot Vol:	uL	Test:	VOC-TCLVOA-10
GC Column:	RXI-624 ID : 0.25	Level :	LOW

File ID/Qc Batch:	Dilution:	Prep Date	Date Analyzed	Prep Batch ID
VR003623.D	1		02/14/12	VR021412

CAS Number	Parameter	Conc.	Qualifier	LOD	LOQ / CRQL	Units
------------	-----------	-------	-----------	-----	------------	-------

U = Not Detected

LOQ = Limit of Quantitation

MDL = Method Detection Limit

LOD = Limit of Detection

E = Value Exceeds Calibration Range

Q = indicates LCS control criteria did not meet requirements

J = Estimated Value

B = Analyte Found in Associated Method Blank

N = Presumptive Evidence of a Compound

* = Values outside of QC limits

D = Dilution

Report of Analysis

Client:	Tetra Tech NUS, Inc.	Date Collected:	02/08/12
Project:	Bethpage CTO-066	Date Received:	02/10/12
Client Sample ID:	BP-VPB132-GW-681	SDG No.:	D1473
Lab Sample ID:	D1473-03	Matrix:	SOIL
Analytical Method:	SW8260C	% Moisture:	100
Sample Wt/Vol:	5.02 Units: g	Final Vol:	5000 uL
Soil Aliquot Vol:	uL	Test:	VOC-TCLVOA-10
GC Column:	RTX-624 ID : 0.25	Level :	LOW

File ID/Qc Batch:	Dilution:	Prep Date	Date Analyzed	Prep Batch ID
VF031206.D	1		02/13/12	VF021312

CAS Number	Parameter	Conc.	Qualifier	LOD	LOQ / CRQL	Units
TARGETS						
75-71-8	Dichlorodifluoromethane	2.5	U	2.5	5	ug/Kg
74-87-3	Chloromethane	2.5	U	2.5	5	ug/Kg
75-01-4	Vinyl Chloride	2.5	U	2.5	5	ug/Kg
74-83-9	Bromomethane	2.5	U	2.5	5	ug/Kg
75-00-3	Chloroethane	2.5	U	2.5	5	ug/Kg
75-69-4	Trichlorofluoromethane	2.5	U	2.5	5	ug/Kg
76-13-1	1,1,2-Trichlorotrifluoroethane	2.5	U	2.5	5	ug/Kg
75-35-4	1,1-Dichloroethene	2.5	U	2.5	5	ug/Kg
67-64-1	Acetone	18	J	12.5	25	ug/Kg
75-15-0	Carbon Disulfide	2.5	U	2.5	5	ug/Kg
1634-04-4	Methyl tert-butyl Ether	2.5	U	2.5	5	ug/Kg
79-20-9	Methyl Acetate	2.5	U	2.5	5	ug/Kg
75-09-2	Methylene Chloride	2.5	U	2.5	5	ug/Kg
156-60-5	trans-1,2-Dichloroethene	2.5	U	2.5	5	ug/Kg
75-34-3	1,1-Dichloroethane	2.5	U	2.5	5	ug/Kg
110-82-7	Cyclohexane	2.5	U	2.5	5	ug/Kg
78-93-3	2-Butanone	12.5	U	12.5	25	ug/Kg
56-23-5	Carbon Tetrachloride	2.5	U	2.5	5	ug/Kg
156-59-2	cis-1,2-Dichloroethene	2.5	U	2.5	5	ug/Kg
67-66-3	Chloroform	2.5	U	2.5	5	ug/Kg
71-55-6	1,1,1-Trichloroethane	2.5	U	2.5	5	ug/Kg
108-87-2	Methylcyclohexane	2.5	U	2.5	5	ug/Kg
71-43-2	Benzene	2.5	U	2.5	5	ug/Kg
107-06-2	1,2-Dichloroethane	2.5	U	2.5	5	ug/Kg
79-01-6	Trichloroethene	2.5	U	2.5	5	ug/Kg
78-87-5	1,2-Dichloropropane	2.5	U	2.5	5	ug/Kg
75-27-4	Bromodichloromethane	2.5	U	2.5	5	ug/Kg
108-10-1	4-Methyl-2-Pentanone	12.5	U	12.5	25	ug/Kg
108-88-3	Toluene	2.5	U	2.5	5	ug/Kg
10061-02-6	t-1,3-Dichloropropene	2.5	U	2.5	5	ug/Kg
10061-01-5	cis-1,3-Dichloropropene	2.5	U	2.5	5	ug/Kg

Report of Analysis

Client:	Tetra Tech NUS, Inc.	Date Collected:	02/08/12
Project:	Bethpage CTO-066	Date Received:	02/10/12
Client Sample ID:	BP-VPB132-GW-681	SDG No.:	D1473
Lab Sample ID:	D1473-03	Matrix:	SOIL
Analytical Method:	SW8260C	% Moisture:	100
Sample Wt/Vol:	5.02 Units: g	Final Vol:	5000 uL
Soil Aliquot Vol:	uL	Test:	VOC-TCLVOA-10
GC Column:	RTX-624 ID : 0.25	Level :	LOW

File ID/Qc Batch:	Dilution:	Prep Date	Date Analyzed	Prep Batch ID
VF031206.D	1		02/13/12	VF021312

CAS Number	Parameter	Conc.	Qualifier	LOD	LOQ / CRQL	Units
79-00-5	1,1,2-Trichloroethane	2.5	U	2.5	5	ug/Kg
591-78-6	2-Hexanone	12.5	U	12.5	25	ug/Kg
124-48-1	Dibromochloromethane	2.5	U	2.5	5	ug/Kg
106-93-4	1,2-Dibromoethane	2.5	U	2.5	5	ug/Kg
127-18-4	Tetrachloroethene	2.5	U	2.5	5	ug/Kg
108-90-7	Chlorobenzene	2.5	U	2.5	5	ug/Kg
100-41-4	Ethyl Benzene	2.5	U	2.5	5	ug/Kg
179601-23-1	m/p-Xylenes	5	U	5	10	ug/Kg
95-47-6	o-Xylene	2.5	U	2.5	5	ug/Kg
100-42-5	Styrene	2.5	U	2.5	5	ug/Kg
75-25-2	Bromoform	2.5	U	2.5	5	ug/Kg
98-82-8	Isopropylbenzene	2.5	U	2.5	5	ug/Kg
79-34-5	1,1,2,2-Tetrachloroethane	2.5	U	2.5	5	ug/Kg
541-73-1	1,3-Dichlorobenzene	2.5	U	2.5	5	ug/Kg
106-46-7	1,4-Dichlorobenzene	2.5	U	2.5	5	ug/Kg
95-50-1	1,2-Dichlorobenzene	2.5	U	2.5	5	ug/Kg
96-12-8	1,2-Dibromo-3-Chloropropane	2.5	U	2.5	5	ug/Kg
120-82-1	1,2,4-Trichlorobenzene	2.5	U	2.5	5	ug/Kg
SURROGATES						
17060-07-0	1,2-Dichloroethane-d4	51.1		55 - 158	102%	SPK: 50
1868-53-7	Dibromofluoromethane	52.2		53 - 156	104%	SPK: 50
2037-26-5	Toluene-d8	47.6		85 - 115	95%	SPK: 50
460-00-4	4-Bromofluorobenzene	40.4	*	85 - 120	81%	SPK: 50
INTERNAL STANDARDS						
363-72-4	Pentafluorobenzene	119835	4.38			
540-36-3	1,4-Difluorobenzene	192614	5.13			
3114-55-4	Chlorobenzene-d5	178427	9.32			
3855-82-1	1,4-Dichlorobenzene-d4	81166	12.24			

Report of Analysis

Client:	Tetra Tech NUS, Inc.	Date Collected:	02/08/12
Project:	Bethpage CTO-066	Date Received:	02/10/12
Client Sample ID:	BP-VPB132-GW-681	SDG No.:	D1473
Lab Sample ID:	D1473-03	Matrix:	SOIL
Analytical Method:	SW8260C	% Moisture:	100
Sample Wt/Vol:	5.02 Units: g	Final Vol:	5000 uL
Soil Aliquot Vol:	uL	Test:	VOC-TCLVOA-10
GC Column:	RTX-624 ID : 0.25	Level :	LOW

File ID/Qc Batch:	Dilution:	Prep Date	Date Analyzed	Prep Batch ID
VF031206.D	1		02/13/12	VF021312

CAS Number	Parameter	Conc.	Qualifier	LOD	LOQ / CRQL	Units
------------	-----------	-------	-----------	-----	------------	-------

U = Not Detected
 LOQ = Limit of Quantitation
 MDL = Method Detection Limit
 LOD = Limit of Detection
 E = Value Exceeds Calibration Range
 Q = indicates LCS control criteria did not meet requirements

J = Estimated Value
 B = Analyte Found in Associated Method Blank
 N = Presumptive Evidence of a Compound
 * = Values outside of QC limits
 D = Dilution

Report of Analysis

Client:	Tetra Tech NUS, Inc.	Date Collected:	02/08/12
Project:	Bethpage CTO-066	Date Received:	02/10/12
Client Sample ID:	BP-VPB132-GW-681RE	SDG No.:	D1473
Lab Sample ID:	D1473-03RE	Matrix:	SOIL
Analytical Method:	SW8260C	% Moisture:	100
Sample Wt/Vol:	4.97 Units: g	Final Vol:	5000 uL
Soil Aliquot Vol:	uL	Test:	VOC-TCLVOA-10
GC Column:	RTX-624 ID : 0.25	Level :	LOW

File ID/Qc Batch:	Dilution:	Prep Date	Date Analyzed	Prep Batch ID
VF031220.D	1		02/14/12	VF021412

CAS Number	Parameter	Conc.	Qualifier	LOD	LOQ / CRQL	Units
TARGETS						
75-71-8	Dichlorodifluoromethane	2.5	U	2.5	5	ug/Kg
74-87-3	Chloromethane	2.5	U	2.5	5	ug/Kg
75-01-4	Vinyl Chloride	2.5	U	2.5	5	ug/Kg
74-83-9	Bromomethane	2.5	U	2.5	5	ug/Kg
75-00-3	Chloroethane	2.5	U	2.5	5	ug/Kg
75-69-4	Trichlorofluoromethane	2.5	U	2.5	5	ug/Kg
76-13-1	1,1,2-Trichlorotrifluoroethane	2.5	U	2.5	5	ug/Kg
75-35-4	1,1-Dichloroethene	2.5	U	2.5	5	ug/Kg
67-64-1	Acetone	19	J	12.5	25	ug/Kg
75-15-0	Carbon Disulfide	2.5	U	2.5	5	ug/Kg
1634-04-4	Methyl tert-butyl Ether	2.5	U	2.5	5	ug/Kg
79-20-9	Methyl Acetate	2.5	U	2.5	5	ug/Kg
75-09-2	Methylene Chloride	2.5	U	2.5	5	ug/Kg
156-60-5	trans-1,2-Dichloroethene	2.5	U	2.5	5	ug/Kg
75-34-3	1,1-Dichloroethane	2.5	U	2.5	5	ug/Kg
110-82-7	Cyclohexane	2.5	U	2.5	5	ug/Kg
78-93-3	2-Butanone	12.5	U	12.5	25	ug/Kg
56-23-5	Carbon Tetrachloride	2.5	U	2.5	5	ug/Kg
156-59-2	cis-1,2-Dichloroethene	2.5	U	2.5	5	ug/Kg
67-66-3	Chloroform	2.5	U	2.5	5	ug/Kg
71-55-6	1,1,1-Trichloroethane	2.5	U	2.5	5	ug/Kg
108-87-2	Methylcyclohexane	2.5	U	2.5	5	ug/Kg
71-43-2	Benzene	2.5	U	2.5	5	ug/Kg
107-06-2	1,2-Dichloroethane	2.5	U	2.5	5	ug/Kg
79-01-6	Trichloroethene	2.5	U	2.5	5	ug/Kg
78-87-5	1,2-Dichloropropane	2.5	U	2.5	5	ug/Kg
75-27-4	Bromodichloromethane	2.5	U	2.5	5	ug/Kg
108-10-1	4-Methyl-2-Pentanone	12.5	U	12.5	25	ug/Kg
108-88-3	Toluene	2.5	U	2.5	5	ug/Kg
10061-02-6	t-1,3-Dichloropropene	2.5	U	2.5	5	ug/Kg
10061-01-5	cis-1,3-Dichloropropene	2.5	U	2.5	5	ug/Kg

Report of Analysis

Client:	Tetra Tech NUS, Inc.	Date Collected:	02/08/12
Project:	Bethpage CTO-066	Date Received:	02/10/12
Client Sample ID:	BP-VPB132-GW-681RE	SDG No.:	D1473
Lab Sample ID:	D1473-03RE	Matrix:	SOIL
Analytical Method:	SW8260C	% Moisture:	100
Sample Wt/Vol:	4.97 Units: g	Final Vol:	5000 uL
Soil Aliquot Vol:	uL	Test:	VOC-TCLVOA-10
GC Column:	RTX-624 ID : 0.25	Level :	LOW

File ID/Qc Batch:	Dilution:	Prep Date	Date Analyzed	Prep Batch ID
VF031220.D	1		02/14/12	VF021412

CAS Number	Parameter	Conc.	Qualifier	LOD	LOQ / CRQL	Units
79-00-5	1,1,2-Trichloroethane	2.5	U	2.5	5	ug/Kg
591-78-6	2-Hexanone	12.5	U	12.5	25	ug/Kg
124-48-1	Dibromochloromethane	2.5	U	2.5	5	ug/Kg
106-93-4	1,2-Dibromoethane	2.5	U	2.5	5	ug/Kg
127-18-4	Tetrachloroethene	2.5	U	2.5	5	ug/Kg
108-90-7	Chlorobenzene	2.5	U	2.5	5	ug/Kg
100-41-4	Ethyl Benzene	2.5	U	2.5	5	ug/Kg
179601-23-1	m/p-Xylenes	5	U	5	10	ug/Kg
95-47-6	o-Xylene	2.5	U	2.5	5	ug/Kg
100-42-5	Styrene	2.5	U	2.5	5	ug/Kg
75-25-2	Bromoform	2.5	U	2.5	5	ug/Kg
98-82-8	Isopropylbenzene	2.5	U	2.5	5	ug/Kg
79-34-5	1,1,2,2-Tetrachloroethane	2.5	U	2.5	5	ug/Kg
541-73-1	1,3-Dichlorobenzene	2.5	U	2.5	5	ug/Kg
106-46-7	1,4-Dichlorobenzene	2.5	U	2.5	5	ug/Kg
95-50-1	1,2-Dichlorobenzene	2.5	U	2.5	5	ug/Kg
96-12-8	1,2-Dibromo-3-Chloropropane	2.5	U	2.5	5	ug/Kg
120-82-1	1,2,4-Trichlorobenzene	2.5	U	2.5	5	ug/Kg
SURROGATES						
17060-07-0	1,2-Dichloroethane-d4	41.6		55 - 158	83%	SPK: 50
1868-53-7	Dibromofluoromethane	45.2		53 - 156	90%	SPK: 50
2037-26-5	Toluene-d8	45		85 - 115	90%	SPK: 50
460-00-4	4-Bromofluorobenzene	39.8	*	85 - 120	80%	SPK: 50
INTERNAL STANDARDS						
363-72-4	Pentafluorobenzene	116325	4.37			
540-36-3	1,4-Difluorobenzene	184875	5.11			
3114-55-4	Chlorobenzene-d5	174275	9.32			
3855-82-1	1,4-Dichlorobenzene-d4	82377	12.23			

Report of Analysis

Client:	Tetra Tech NUS, Inc.	Date Collected:	02/08/12
Project:	Bethpage CTO-066	Date Received:	02/10/12
Client Sample ID:	BP-VPB132-GW-681RE	SDG No.:	D1473
Lab Sample ID:	D1473-03RE	Matrix:	SOIL
Analytical Method:	SW8260C	% Moisture:	100
Sample Wt/Vol:	4.97 Units: g	Final Vol:	5000 uL
Soil Aliquot Vol:	uL	Test:	VOC-TCLVOA-10
GC Column:	RTX-624 ID : 0.25	Level :	LOW

File ID/Qc Batch:	Dilution:	Prep Date	Date Analyzed	Prep Batch ID
VF031220.D	1		02/14/12	VF021412

CAS Number	Parameter	Conc.	Qualifier	LOD	LOQ / CRQL	Units
------------	-----------	-------	-----------	-----	------------	-------

U = Not Detected

LOQ = Limit of Quantitation

MDL = Method Detection Limit

LOD = Limit of Detection

E = Value Exceeds Calibration Range

Q = indicates LCS control criteria did not meet requirements

J = Estimated Value

B = Analyte Found in Associated Method Blank

N = Presumptive Evidence of a Compound

* = Values outside of QC limits

D = Dilution

Report of Analysis

Client:	Tetra Tech NUS, Inc.		Date Collected:	02/09/12	
Project:	Bethpage CTO-066		Date Received:	02/10/12	
Client Sample ID:	BP-VPB132-GW-701		SDG No.:	D1473	
Lab Sample ID:	D1473-04		Matrix:	WATER	
Analytical Method:	SW8260C		% Moisture:	100	
Sample Wt/Vol:	5	Units: mL	Final Vol:	5000	uL
Soil Aliquot Vol:		uL	Test:	VOC-TCLVOA-10	
GC Column:	RXI-624	ID : 0.25	Level :	LOW	

File ID/Qc Batch:	Dilution:	Prep Date	Date Analyzed	Prep Batch ID
VR003624.D	1		02/14/12	VR021412

CAS Number	Parameter	Conc.	Qualifier	LOD	LOQ / CRQL	Units
TARGETS						
75-71-8	Dichlorodifluoromethane	0.5	U	0.5	1	ug/L
74-87-3	Chloromethane	0.5	U	0.5	1	ug/L
75-01-4	Vinyl Chloride	0.5	U	0.5	1	ug/L
74-83-9	Bromomethane	0.5	U	0.5	1	ug/L
75-00-3	Chloroethane	0.5	U	0.5	1	ug/L
75-69-4	Trichlorofluoromethane	0.5	U	0.5	1	ug/L
76-13-1	1,1,2-Trichlorotrifluoroethane	0.5	U	0.5	1	ug/L
75-35-4	1,1-Dichloroethene	0.5	U	0.5	1	ug/L
67-64-1	Acetone	4.8	J	2.5	5	ug/L
75-15-0	Carbon Disulfide	0.5	U	0.5	1	ug/L
1634-04-4	Methyl tert-butyl Ether	0.5	U	0.5	1	ug/L
79-20-9	Methyl Acetate	0.5	U	0.5	1	ug/L
75-09-2	Methylene Chloride	0.5	U	0.5	1	ug/L
156-60-5	trans-1,2-Dichloroethene	0.5	U	0.5	1	ug/L
75-34-3	1,1-Dichloroethane	0.5	U	0.5	1	ug/L
110-82-7	Cyclohexane	0.5	U	0.5	1	ug/L
78-93-3	2-Butanone	2.5	U	2.5	5	ug/L
56-23-5	Carbon Tetrachloride	0.5	U	0.5	1	ug/L
156-59-2	cis-1,2-Dichloroethene	0.5	U	0.5	1	ug/L
67-66-3	Chloroform	0.5	U	0.5	1	ug/L
71-55-6	1,1,1-Trichloroethane	0.5	U	0.5	1	ug/L
108-87-2	Methylcyclohexane	0.5	U	0.5	1	ug/L
71-43-2	Benzene	0.5	U	0.5	1	ug/L
107-06-2	1,2-Dichloroethane	0.5	U	0.5	1	ug/L
79-01-6	Trichloroethene	0.5	U	0.5	1	ug/L
78-87-5	1,2-Dichloropropane	0.5	U	0.5	1	ug/L
75-27-4	Bromodichloromethane	0.5	U	0.5	1	ug/L
108-10-1	4-Methyl-2-Pentanone	2.5	U	2.5	5	ug/L
108-88-3	Toluene	0.5	U	0.5	1	ug/L
10061-02-6	t-1,3-Dichloropropene	0.5	U	0.5	1	ug/L
10061-01-5	cis-1,3-Dichloropropene	0.5	U	0.5	1	ug/L

Report of Analysis

Client:	Tetra Tech NUS, Inc.	Date Collected:	02/09/12
Project:	Bethpage CTO-066	Date Received:	02/10/12
Client Sample ID:	BP-VPB132-GW-701	SDG No.:	D1473
Lab Sample ID:	D1473-04	Matrix:	WATER
Analytical Method:	SW8260C	% Moisture:	100
Sample Wt/Vol:	5 Units: mL	Final Vol:	5000 uL
Soil Aliquot Vol:	uL	Test:	VOC-TCLVOA-10
GC Column:	RXI-624 ID : 0.25	Level :	LOW

File ID/Qc Batch:	Dilution:	Prep Date	Date Analyzed	Prep Batch ID
VR003624.D	1		02/14/12	VR021412

CAS Number	Parameter	Conc.	Qualifier	LOD	LOQ / CRQL	Units
79-00-5	1,1,2-Trichloroethane	0.5	U	0.5	1	ug/L
591-78-6	2-Hexanone	2.5	U	2.5	5	ug/L
124-48-1	Dibromochloromethane	0.5	U	0.5	1	ug/L
106-93-4	1,2-Dibromoethane	0.5	U	0.5	1	ug/L
127-18-4	Tetrachloroethene	0.5	U	0.5	1	ug/L
108-90-7	Chlorobenzene	0.5	U	0.5	1	ug/L
100-41-4	Ethyl Benzene	0.5	U	0.5	1	ug/L
179601-23-1	m/p-Xylenes	1	U	1	2	ug/L
95-47-6	o-Xylene	0.5	U	0.5	1	ug/L
100-42-5	Styrene	0.5	U	0.5	1	ug/L
75-25-2	Bromoform	0.5	U	0.5	1	ug/L
98-82-8	Isopropylbenzene	0.5	U	0.5	1	ug/L
79-34-5	1,1,2,2-Tetrachloroethane	0.5	U	0.5	1	ug/L
541-73-1	1,3-Dichlorobenzene	0.5	U	0.5	1	ug/L
106-46-7	1,4-Dichlorobenzene	0.5	U	0.5	1	ug/L
95-50-1	1,2-Dichlorobenzene	0.5	U	0.5	1	ug/L
96-12-8	1,2-Dibromo-3-Chloropropane	0.5	U	0.5	1	ug/L
120-82-1	1,2,4-Trichlorobenzene	0.5	U	0.5	1	ug/L
SURROGATES						
17060-07-0	1,2-Dichloroethane-d4	46.7		70 - 120	93%	SPK: 50
1868-53-7	Dibromofluoromethane	47.9		85 - 115	96%	SPK: 50
2037-26-5	Toluene-d8	46		85 - 120	92%	SPK: 50
460-00-4	4-Bromofluorobenzene	45.8		75 - 120	92%	SPK: 50
INTERNAL STANDARDS						
363-72-4	Pentafluorobenzene	1579080	7.58			
540-36-3	1,4-Difluorobenzene	2573290	8.5			
3114-55-4	Chlorobenzene-d5	2120450	11.31			
3855-82-1	1,4-Dichlorobenzene-d4	1303730	13.26			

Report of Analysis

Client:	Tetra Tech NUS, Inc.	Date Collected:	02/09/12
Project:	Bethpage CTO-066	Date Received:	02/10/12
Client Sample ID:	BP-VPB132-GW-701	SDG No.:	D1473
Lab Sample ID:	D1473-04	Matrix:	WATER
Analytical Method:	SW8260C	% Moisture:	100
Sample Wt/Vol:	5 Units: mL	Final Vol:	5000 uL
Soil Aliquot Vol:	uL	Test:	VOC-TCLVOA-10
GC Column:	RXI-624 ID : 0.25	Level :	LOW

File ID/Qc Batch:	Dilution:	Prep Date	Date Analyzed	Prep Batch ID
VR003624.D	1		02/14/12	VR021412

CAS Number	Parameter	Conc.	Qualifier	LOD	LOQ / CRQL	Units
------------	-----------	-------	-----------	-----	------------	-------

U = Not Detected
 LOQ = Limit of Quantitation
 MDL = Method Detection Limit
 LOD = Limit of Detection
 E = Value Exceeds Calibration Range
 Q = indicates LCS control criteria did not meet requirements

J = Estimated Value
 B = Analyte Found in Associated Method Blank
 N = Presumptive Evidence of a Compound
 * = Values outside of QC limits
 D = Dilution

Report of Analysis

Client:	Tetra Tech NUS, Inc.	Date Collected:	02/09/12
Project:	Bethpage CTO-066	Date Received:	02/10/12
Client Sample ID:	BP-VPB132-GW-721	SDG No.:	D1473
Lab Sample ID:	D1473-05	Matrix:	SOIL
Analytical Method:	SW8260C	% Moisture:	100
Sample Wt/Vol:	4.99 Units: g	Final Vol:	5000 uL
Soil Aliquot Vol:	uL	Test:	VOC-TCLVOA-10
GC Column:	RTX-624 ID : 0.25	Level :	LOW

File ID/Qc Batch:	Dilution:	Prep Date	Date Analyzed	Prep Batch ID
VF031207.D	1		02/13/12	VF021312

CAS Number	Parameter	Conc.	Qualifier	LOD	LOQ / CRQL	Units
TARGETS						
75-71-8	Dichlorodifluoromethane	2.5	U	2.5	5	ug/Kg
74-87-3	Chloromethane	2.5	U	2.5	5	ug/Kg
75-01-4	Vinyl Chloride	2.5	U	2.5	5	ug/Kg
74-83-9	Bromomethane	2.5	U	2.5	5	ug/Kg
75-00-3	Chloroethane	2.5	U	2.5	5	ug/Kg
75-69-4	Trichlorofluoromethane	2.5	U	2.5	5	ug/Kg
76-13-1	1,1,2-Trichlorotrifluoroethane	2.5	U	2.5	5	ug/Kg
75-35-4	1,1-Dichloroethene	2.5	U	2.5	5	ug/Kg
67-64-1	Acetone	15	J	12.5	25	ug/Kg
75-15-0	Carbon Disulfide	2.5	U	2.5	5	ug/Kg
1634-04-4	Methyl tert-butyl Ether	2.5	U	2.5	5	ug/Kg
79-20-9	Methyl Acetate	2.5	U	2.5	5	ug/Kg
75-09-2	Methylene Chloride	2.5	U	2.5	5	ug/Kg
156-60-5	trans-1,2-Dichloroethene	2.5	U	2.5	5	ug/Kg
75-34-3	1,1-Dichloroethane	2.5	U	2.5	5	ug/Kg
110-82-7	Cyclohexane	2.5	U	2.5	5	ug/Kg
78-93-3	2-Butanone	12.5	U	12.5	25	ug/Kg
56-23-5	Carbon Tetrachloride	2.5	U	2.5	5	ug/Kg
156-59-2	cis-1,2-Dichloroethene	2.5	U	2.5	5	ug/Kg
67-66-3	Chloroform	2.5	U	2.5	5	ug/Kg
71-55-6	1,1,1-Trichloroethane	2.5	U	2.5	5	ug/Kg
108-87-2	Methylcyclohexane	2.5	U	2.5	5	ug/Kg
71-43-2	Benzene	2.5	U	2.5	5	ug/Kg
107-06-2	1,2-Dichloroethane	2.5	U	2.5	5	ug/Kg
79-01-6	Trichloroethene	2.5	U	2.5	5	ug/Kg
78-87-5	1,2-Dichloropropane	2.5	U	2.5	5	ug/Kg
75-27-4	Bromodichloromethane	2.5	U	2.5	5	ug/Kg
108-10-1	4-Methyl-2-Pentanone	12.5	U	12.5	25	ug/Kg
108-88-3	Toluene	2.5	U	2.5	5	ug/Kg
10061-02-6	t-1,3-Dichloropropene	2.5	U	2.5	5	ug/Kg
10061-01-5	cis-1,3-Dichloropropene	2.5	U	2.5	5	ug/Kg

Report of Analysis

Client:	Tetra Tech NUS, Inc.	Date Collected:	02/09/12
Project:	Bethpage CTO-066	Date Received:	02/10/12
Client Sample ID:	BP-VPB132-GW-721	SDG No.:	D1473
Lab Sample ID:	D1473-05	Matrix:	SOIL
Analytical Method:	SW8260C	% Moisture:	100
Sample Wt/Vol:	4.99 Units: g	Final Vol:	5000 uL
Soil Aliquot Vol:	uL	Test:	VOC-TCLVOA-10
GC Column:	RTX-624 ID : 0.25	Level :	LOW

File ID/Qc Batch:	Dilution:	Prep Date	Date Analyzed	Prep Batch ID
VF031207.D	1		02/13/12	VF021312

CAS Number	Parameter	Conc.	Qualifier	LOD	LOQ / CRQL	Units
79-00-5	1,1,2-Trichloroethane	2.5	U	2.5	5	ug/Kg
591-78-6	2-Hexanone	12.5	U	12.5	25	ug/Kg
124-48-1	Dibromochloromethane	2.5	U	2.5	5	ug/Kg
106-93-4	1,2-Dibromoethane	2.5	U	2.5	5	ug/Kg
127-18-4	Tetrachloroethene	2.5	U	2.5	5	ug/Kg
108-90-7	Chlorobenzene	2.5	U	2.5	5	ug/Kg
100-41-4	Ethyl Benzene	2.5	U	2.5	5	ug/Kg
179601-23-1	m/p-Xylenes	5	U	5	10	ug/Kg
95-47-6	o-Xylene	2.5	U	2.5	5	ug/Kg
100-42-5	Styrene	2.5	U	2.5	5	ug/Kg
75-25-2	Bromoform	2.5	U	2.5	5	ug/Kg
98-82-8	Isopropylbenzene	2.5	U	2.5	5	ug/Kg
79-34-5	1,1,2,2-Tetrachloroethane	2.5	U	2.5	5	ug/Kg
541-73-1	1,3-Dichlorobenzene	2.5	U	2.5	5	ug/Kg
106-46-7	1,4-Dichlorobenzene	2.5	U	2.5	5	ug/Kg
95-50-1	1,2-Dichlorobenzene	2.5	U	2.5	5	ug/Kg
96-12-8	1,2-Dibromo-3-Chloropropane	2.5	U	2.5	5	ug/Kg
120-82-1	1,2,4-Trichlorobenzene	2.5	U	2.5	5	ug/Kg
SURROGATES						
17060-07-0	1,2-Dichloroethane-d4	52.9		55 - 158	106%	SPK: 50
1868-53-7	Dibromofluoromethane	56.8		53 - 156	114%	SPK: 50
2037-26-5	Toluene-d8	50.1		85 - 115	100%	SPK: 50
460-00-4	4-Bromofluorobenzene	40.7	*	85 - 120	81%	SPK: 50
INTERNAL STANDARDS						
363-72-4	Pentafluorobenzene	109946	4.38			
540-36-3	1,4-Difluorobenzene	175929	5.12			
3114-55-4	Chlorobenzene-d5	157625	9.31			
3855-82-1	1,4-Dichlorobenzene-d4	67929	12.23			
TENTATIVE IDENTIFIED COMPOUNDS						
000493-02-7	Naphthalene, decahydro-, trans-	5.2	J		12.29	ug/Kg

Report of Analysis

Client:	Tetra Tech NUS, Inc.	Date Collected:	02/09/12
Project:	Bethpage CTO-066	Date Received:	02/10/12
Client Sample ID:	BP-VPB132-GW-721	SDG No.:	D1473
Lab Sample ID:	D1473-05	Matrix:	SOIL
Analytical Method:	SW8260C	% Moisture:	100
Sample Wt/Vol:	4.99 Units: g	Final Vol:	5000 uL
Soil Aliquot Vol:	uL	Test:	VOC-TCLVOA-10
GC Column:	RTX-624 ID : 0.25	Level :	LOW

File ID/Qc Batch:	Dilution:	Prep Date	Date Analyzed	Prep Batch ID
VF031207.D	1		02/13/12	VF021312

CAS Number	Parameter	Conc.	Qualifier	LOD	LOQ / CRQL	Units
------------	-----------	-------	-----------	-----	------------	-------

U = Not Detected

LOQ = Limit of Quantitation

MDL = Method Detection Limit

LOD = Limit of Detection

E = Value Exceeds Calibration Range

Q = indicates LCS control criteria did not meet requirements

J = Estimated Value

B = Analyte Found in Associated Method Blank

N = Presumptive Evidence of a Compound

* = Values outside of QC limits

D = Dilution

Report of Analysis

Client:	Tetra Tech NUS, Inc.	Date Collected:	02/09/12
Project:	Bethpage CTO-066	Date Received:	02/10/12
Client Sample ID:	BP-VPB132-GW-721RE	SDG No.:	D1473
Lab Sample ID:	D1473-05RE	Matrix:	SOIL
Analytical Method:	SW8260C	% Moisture:	100
Sample Wt/Vol:	5.07 Units: g	Final Vol:	5000 uL
Soil Aliquot Vol:	uL	Test:	VOC-TCLVOA-10
GC Column:	RTX-624 ID : 0.25	Level :	LOW

File ID/Qc Batch:	Dilution:	Prep Date	Date Analyzed	Prep Batch ID
VF031221.D	1		02/14/12	VF021412

CAS Number	Parameter	Conc.	Qualifier	LOD	LOQ / CRQL	Units
TARGETS						
75-71-8	Dichlorodifluoromethane	2.45	U	2.45	4.9	ug/Kg
74-87-3	Chloromethane	2.45	U	2.45	4.9	ug/Kg
75-01-4	Vinyl Chloride	2.45	U	2.45	4.9	ug/Kg
74-83-9	Bromomethane	2.45	U	2.45	4.9	ug/Kg
75-00-3	Chloroethane	2.45	U	2.45	4.9	ug/Kg
75-69-4	Trichlorofluoromethane	2.45	U	2.45	4.9	ug/Kg
76-13-1	1,1,2-Trichlorotrifluoroethane	2.45	U	2.45	4.9	ug/Kg
75-35-4	1,1-Dichloroethene	2.45	U	2.45	4.9	ug/Kg
67-64-1	Acetone	17	J	12.5	25	ug/Kg
75-15-0	Carbon Disulfide	2.45	U	2.45	4.9	ug/Kg
1634-04-4	Methyl tert-butyl Ether	2.45	U	2.45	4.9	ug/Kg
79-20-9	Methyl Acetate	2.45	U	2.45	4.9	ug/Kg
75-09-2	Methylene Chloride	2.45	U	2.45	4.9	ug/Kg
156-60-5	trans-1,2-Dichloroethene	2.45	U	2.45	4.9	ug/Kg
75-34-3	1,1-Dichloroethane	2.45	U	2.45	4.9	ug/Kg
110-82-7	Cyclohexane	2.45	U	2.45	4.9	ug/Kg
78-93-3	2-Butanone	12.5	U	12.5	25	ug/Kg
56-23-5	Carbon Tetrachloride	2.45	U	2.45	4.9	ug/Kg
156-59-2	cis-1,2-Dichloroethene	2.45	U	2.45	4.9	ug/Kg
67-66-3	Chloroform	2.45	U	2.45	4.9	ug/Kg
71-55-6	1,1,1-Trichloroethane	2.45	U	2.45	4.9	ug/Kg
108-87-2	Methylcyclohexane	2.45	U	2.45	4.9	ug/Kg
71-43-2	Benzene	2.45	U	2.45	4.9	ug/Kg
107-06-2	1,2-Dichloroethane	2.45	U	2.45	4.9	ug/Kg
79-01-6	Trichloroethene	2.45	U	2.45	4.9	ug/Kg
78-87-5	1,2-Dichloropropane	2.45	U	2.45	4.9	ug/Kg
75-27-4	Bromodichloromethane	2.45	U	2.45	4.9	ug/Kg
108-10-1	4-Methyl-2-Pentanone	12.5	U	12.5	25	ug/Kg
108-88-3	Toluene	2.45	U	2.45	4.9	ug/Kg
10061-02-6	t-1,3-Dichloropropene	2.45	U	2.45	4.9	ug/Kg
10061-01-5	cis-1,3-Dichloropropene	2.45	U	2.45	4.9	ug/Kg

Report of Analysis

Client:	Tetra Tech NUS, Inc.	Date Collected:	02/09/12
Project:	Bethpage CTO-066	Date Received:	02/10/12
Client Sample ID:	BP-VPB132-GW-721RE	SDG No.:	D1473
Lab Sample ID:	D1473-05RE	Matrix:	SOIL
Analytical Method:	SW8260C	% Moisture:	100
Sample Wt/Vol:	5.07 Units: g	Final Vol:	5000 uL
Soil Aliquot Vol:	uL	Test:	VOC-TCLVOA-10
GC Column:	RTX-624 ID : 0.25	Level :	LOW

File ID/Qc Batch:	Dilution:	Prep Date	Date Analyzed	Prep Batch ID
VF031221.D	1		02/14/12	VF021412

CAS Number	Parameter	Conc.	Qualifier	LOD	LOQ / CRQL	Units
79-00-5	1,1,2-Trichloroethane	2.45	U	2.45	4.9	ug/Kg
591-78-6	2-Hexanone	12.5	U	12.5	25	ug/Kg
124-48-1	Dibromochloromethane	2.45	U	2.45	4.9	ug/Kg
106-93-4	1,2-Dibromoethane	2.45	U	2.45	4.9	ug/Kg
127-18-4	Tetrachloroethene	2.45	U	2.45	4.9	ug/Kg
108-90-7	Chlorobenzene	2.45	U	2.45	4.9	ug/Kg
100-41-4	Ethyl Benzene	2.45	U	2.45	4.9	ug/Kg
179601-23-1	m/p-Xylenes	4.95	U	4.95	9.9	ug/Kg
95-47-6	o-Xylene	2.45	U	2.45	4.9	ug/Kg
100-42-5	Styrene	2.45	U	2.45	4.9	ug/Kg
75-25-2	Bromoform	2.45	U	2.45	4.9	ug/Kg
98-82-8	Isopropylbenzene	2.45	U	2.45	4.9	ug/Kg
79-34-5	1,1,2,2-Tetrachloroethane	2.45	U	2.45	4.9	ug/Kg
541-73-1	1,3-Dichlorobenzene	2.45	U	2.45	4.9	ug/Kg
106-46-7	1,4-Dichlorobenzene	2.45	U	2.45	4.9	ug/Kg
95-50-1	1,2-Dichlorobenzene	2.45	U	2.45	4.9	ug/Kg
96-12-8	1,2-Dibromo-3-Chloropropane	2.45	U	2.45	4.9	ug/Kg
120-82-1	1,2,4-Trichlorobenzene	2.45	U	2.45	4.9	ug/Kg
SURROGATES						
17060-07-0	1,2-Dichloroethane-d4	41.4		55 - 158	83%	SPK: 50
1868-53-7	Dibromofluoromethane	46.3		53 - 156	93%	SPK: 50
2037-26-5	Toluene-d8	44		85 - 115	88%	SPK: 50
460-00-4	4-Bromofluorobenzene	37.1	*	85 - 120	74%	SPK: 50
INTERNAL STANDARDS						
363-72-4	Pentafluorobenzene	117302	4.37			
540-36-3	1,4-Difluorobenzene	179798	5.12			
3114-55-4	Chlorobenzene-d5	159477	9.31			
3855-82-1	1,4-Dichlorobenzene-d4	74840	12.23			

Report of Analysis

Client:	Tetra Tech NUS, Inc.	Date Collected:	02/09/12
Project:	Bethpage CTO-066	Date Received:	02/10/12
Client Sample ID:	BP-VPB132-GW-721RE	SDG No.:	D1473
Lab Sample ID:	D1473-05RE	Matrix:	SOIL
Analytical Method:	SW8260C	% Moisture:	100
Sample Wt/Vol:	5.07 Units: g	Final Vol:	5000 uL
Soil Aliquot Vol:	uL	Test:	VOC-TCLVOA-10
GC Column:	RTX-624 ID : 0.25	Level :	LOW

File ID/Qc Batch:	Dilution:	Prep Date	Date Analyzed	Prep Batch ID
VF031221.D	1		02/14/12	VF021412

CAS Number	Parameter	Conc.	Qualifier	LOD	LOQ / CRQL	Units
------------	-----------	-------	-----------	-----	------------	-------

U = Not Detected

LOQ = Limit of Quantitation

MDL = Method Detection Limit

LOD = Limit of Detection

E = Value Exceeds Calibration Range

Q = indicates LCS control criteria did not meet requirements

J = Estimated Value

B = Analyte Found in Associated Method Blank

N = Presumptive Evidence of a Compound

* = Values outside of QC limits

D = Dilution

Report of Analysis

Client:	Tetra Tech NUS, Inc.	Date Collected:	02/09/12
Project:	Bethpage CTO-066	Date Received:	02/10/12
Client Sample ID:	BP-VPB132-GW-741	SDG No.:	D1473
Lab Sample ID:	D1473-06	Matrix:	SOIL
Analytical Method:	SW8260C	% Moisture:	100
Sample Wt/Vol:	4.97 Units: g	Final Vol:	5000 uL
Soil Aliquot Vol:	uL	Test:	VOC-TCLVOA-10
GC Column:	RTX-624 ID : 0.25	Level :	LOW

File ID/Qc Batch:	Dilution:	Prep Date	Date Analyzed	Prep Batch ID
VF031208.D	1		02/13/12	VF021312

CAS Number	Parameter	Conc.	Qualifier	LOD	LOQ / CRQL	Units
TARGETS						
75-71-8	Dichlorodifluoromethane	2.5	U	2.5	5	ug/Kg
74-87-3	Chloromethane	2.5	U	2.5	5	ug/Kg
75-01-4	Vinyl Chloride	2.5	U	2.5	5	ug/Kg
74-83-9	Bromomethane	2.5	U	2.5	5	ug/Kg
75-00-3	Chloroethane	2.5	U	2.5	5	ug/Kg
75-69-4	Trichlorofluoromethane	2.5	U	2.5	5	ug/Kg
76-13-1	1,1,2-Trichlorotrifluoroethane	2.5	U	2.5	5	ug/Kg
75-35-4	1,1-Dichloroethene	2.5	U	2.5	5	ug/Kg
67-64-1	Acetone	21	J	12.5	25	ug/Kg
75-15-0	Carbon Disulfide	2.5	U	2.5	5	ug/Kg
1634-04-4	Methyl tert-butyl Ether	2.5	U	2.5	5	ug/Kg
79-20-9	Methyl Acetate	2.5	U	2.5	5	ug/Kg
75-09-2	Methylene Chloride	2.5	U	2.5	5	ug/Kg
156-60-5	trans-1,2-Dichloroethene	2.5	U	2.5	5	ug/Kg
75-34-3	1,1-Dichloroethane	2.5	U	2.5	5	ug/Kg
110-82-7	Cyclohexane	2.5	U	2.5	5	ug/Kg
78-93-3	2-Butanone	12.5	U	12.5	25	ug/Kg
56-23-5	Carbon Tetrachloride	2.5	U	2.5	5	ug/Kg
156-59-2	cis-1,2-Dichloroethene	2.5	U	2.5	5	ug/Kg
67-66-3	Chloroform	2.5	U	2.5	5	ug/Kg
71-55-6	1,1,1-Trichloroethane	2.5	U	2.5	5	ug/Kg
108-87-2	Methylcyclohexane	2.5	U	2.5	5	ug/Kg
71-43-2	Benzene	2.5	U	2.5	5	ug/Kg
107-06-2	1,2-Dichloroethane	2.5	U	2.5	5	ug/Kg
79-01-6	Trichloroethene	2.5	U	2.5	5	ug/Kg
78-87-5	1,2-Dichloropropane	2.5	U	2.5	5	ug/Kg
75-27-4	Bromodichloromethane	2.5	U	2.5	5	ug/Kg
108-10-1	4-Methyl-2-Pentanone	12.5	U	12.5	25	ug/Kg
108-88-3	Toluene	2.5	U	2.5	5	ug/Kg
10061-02-6	t-1,3-Dichloropropene	2.5	U	2.5	5	ug/Kg
10061-01-5	cis-1,3-Dichloropropene	2.5	U	2.5	5	ug/Kg

Report of Analysis

Client:	Tetra Tech NUS, Inc.	Date Collected:	02/09/12
Project:	Bethpage CTO-066	Date Received:	02/10/12
Client Sample ID:	BP-VPB132-GW-741	SDG No.:	D1473
Lab Sample ID:	D1473-06	Matrix:	SOIL
Analytical Method:	SW8260C	% Moisture:	100
Sample Wt/Vol:	4.97 Units: g	Final Vol:	5000 uL
Soil Aliquot Vol:	uL	Test:	VOC-TCLVOA-10
GC Column:	RTX-624 ID : 0.25	Level :	LOW

File ID/Qc Batch:	Dilution:	Prep Date	Date Analyzed	Prep Batch ID
VF031208.D	1		02/13/12	VF021312

CAS Number	Parameter	Conc.	Qualifier	LOD	LOQ / CRQL	Units
79-00-5	1,1,2-Trichloroethane	2.5	U	2.5	5	ug/Kg
591-78-6	2-Hexanone	12.5	U	12.5	25	ug/Kg
124-48-1	Dibromochloromethane	2.5	U	2.5	5	ug/Kg
106-93-4	1,2-Dibromoethane	2.5	U	2.5	5	ug/Kg
127-18-4	Tetrachloroethene	2.5	U	2.5	5	ug/Kg
108-90-7	Chlorobenzene	2.5	U	2.5	5	ug/Kg
100-41-4	Ethyl Benzene	2.5	U	2.5	5	ug/Kg
179601-23-1	m/p-Xylenes	5	U	5	10	ug/Kg
95-47-6	o-Xylene	2.5	U	2.5	5	ug/Kg
100-42-5	Styrene	2.5	U	2.5	5	ug/Kg
75-25-2	Bromoform	2.5	U	2.5	5	ug/Kg
98-82-8	Isopropylbenzene	2.5	U	2.5	5	ug/Kg
79-34-5	1,1,2,2-Tetrachloroethane	2.5	U	2.5	5	ug/Kg
541-73-1	1,3-Dichlorobenzene	2.5	U	2.5	5	ug/Kg
106-46-7	1,4-Dichlorobenzene	2.5	U	2.5	5	ug/Kg
95-50-1	1,2-Dichlorobenzene	2.5	U	2.5	5	ug/Kg
96-12-8	1,2-Dibromo-3-Chloropropane	2.5	U	2.5	5	ug/Kg
120-82-1	1,2,4-Trichlorobenzene	2.5	U	2.5	5	ug/Kg
SURROGATES						
17060-07-0	1,2-Dichloroethane-d4	52.3		55 - 158	105%	SPK: 50
1868-53-7	Dibromofluoromethane	54.9		53 - 156	110%	SPK: 50
2037-26-5	Toluene-d8	49		85 - 115	98%	SPK: 50
460-00-4	4-Bromofluorobenzene	39.9	*	85 - 120	80%	SPK: 50
INTERNAL STANDARDS						
363-72-4	Pentafluorobenzene	107547	4.38			
540-36-3	1,4-Difluorobenzene	170492	5.12			
3114-55-4	Chlorobenzene-d5	151158	9.31			
3855-82-1	1,4-Dichlorobenzene-d4	62329	12.23			
TENTATIVE IDENTIFIED COMPOUNDS						
1000280-07-0	Pentafluoropropionic acid, decyl e	5.1	J		11.34	ug/Kg
000493-02-7	Naphthalene, decahydro-, trans-	6.4	J		12.29	ug/Kg

Report of Analysis

Client:	Tetra Tech NUS, Inc.	Date Collected:	02/09/12
Project:	Bethpage CTO-066	Date Received:	02/10/12
Client Sample ID:	BP-VPB132-GW-741	SDG No.:	D1473
Lab Sample ID:	D1473-06	Matrix:	SOIL
Analytical Method:	SW8260C	% Moisture:	100
Sample Wt/Vol:	4.97 Units: g	Final Vol:	5000 uL
Soil Aliquot Vol:	uL	Test:	VOC-TCLVOA-10
GC Column:	RTX-624 ID : 0.25	Level :	LOW

File ID/Qc Batch:	Dilution:	Prep Date	Date Analyzed	Prep Batch ID
VF031208.D	1		02/13/12	VF021312

CAS Number	Parameter	Conc.	Qualifier	LOD	LOQ / CRQL	Units
------------	-----------	-------	-----------	-----	------------	-------

U = Not Detected

LOQ = Limit of Quantitation

MDL = Method Detection Limit

LOD = Limit of Detection

E = Value Exceeds Calibration Range

Q = indicates LCS control criteria did not meet requirements

J = Estimated Value

B = Analyte Found in Associated Method Blank

N = Presumptive Evidence of a Compound

* = Values outside of QC limits

D = Dilution

Report of Analysis

Client:	Tetra Tech NUS, Inc.	Date Collected:	02/09/12
Project:	Bethpage CTO-066	Date Received:	02/10/12
Client Sample ID:	BP-VPB132-GW-741RE	SDG No.:	D1473
Lab Sample ID:	D1473-06RE	Matrix:	SOIL
Analytical Method:	SW8260C	% Moisture:	100
Sample Wt/Vol:	4.94 Units: g	Final Vol:	5000 uL
Soil Aliquot Vol:	uL	Test:	VOC-TCLVOA-10
GC Column:	RTX-624 ID : 0.25	Level :	LOW

File ID/Qc Batch:	Dilution:	Prep Date	Date Analyzed	Prep Batch ID
VF031222.D	1		02/14/12	VF021412

CAS Number	Parameter	Conc.	Qualifier	LOD	LOQ / CRQL	Units
TARGETS						
75-71-8	Dichlorodifluoromethane	2.55	U	2.55	5.1	ug/Kg
74-87-3	Chloromethane	2.55	U	2.55	5.1	ug/Kg
75-01-4	Vinyl Chloride	2.55	U	2.55	5.1	ug/Kg
74-83-9	Bromomethane	2.55	U	2.55	5.1	ug/Kg
75-00-3	Chloroethane	2.55	U	2.55	5.1	ug/Kg
75-69-4	Trichlorofluoromethane	2.55	U	2.55	5.1	ug/Kg
76-13-1	1,1,2-Trichlorotrifluoroethane	2.55	U	2.55	5.1	ug/Kg
75-35-4	1,1-Dichloroethene	2.55	U	2.55	5.1	ug/Kg
67-64-1	Acetone	25	J	12.5	25	ug/Kg
75-15-0	Carbon Disulfide	2.55	U	2.55	5.1	ug/Kg
1634-04-4	Methyl tert-butyl Ether	2.55	U	2.55	5.1	ug/Kg
79-20-9	Methyl Acetate	2.55	U	2.55	5.1	ug/Kg
75-09-2	Methylene Chloride	2.55	U	2.55	5.1	ug/Kg
156-60-5	trans-1,2-Dichloroethene	2.55	U	2.55	5.1	ug/Kg
75-34-3	1,1-Dichloroethane	2.55	U	2.55	5.1	ug/Kg
110-82-7	Cyclohexane	2.55	U	2.55	5.1	ug/Kg
78-93-3	2-Butanone	12.5	U	12.5	25	ug/Kg
56-23-5	Carbon Tetrachloride	2.55	U	2.55	5.1	ug/Kg
156-59-2	cis-1,2-Dichloroethene	2.55	U	2.55	5.1	ug/Kg
67-66-3	Chloroform	2.55	U	2.55	5.1	ug/Kg
71-55-6	1,1,1-Trichloroethane	2.55	U	2.55	5.1	ug/Kg
108-87-2	Methylcyclohexane	2.55	U	2.55	5.1	ug/Kg
71-43-2	Benzene	2.55	U	2.55	5.1	ug/Kg
107-06-2	1,2-Dichloroethane	2.55	U	2.55	5.1	ug/Kg
79-01-6	Trichloroethene	2.55	U	2.55	5.1	ug/Kg
78-87-5	1,2-Dichloropropane	2.55	U	2.55	5.1	ug/Kg
75-27-4	Bromodichloromethane	2.55	U	2.55	5.1	ug/Kg
108-10-1	4-Methyl-2-Pentanone	12.5	U	12.5	25	ug/Kg
108-88-3	Toluene	2.55	U	2.55	5.1	ug/Kg
10061-02-6	t-1,3-Dichloropropene	2.55	U	2.55	5.1	ug/Kg
10061-01-5	cis-1,3-Dichloropropene	2.55	U	2.55	5.1	ug/Kg

Report of Analysis

Client:	Tetra Tech NUS, Inc.	Date Collected:	02/09/12
Project:	Bethpage CTO-066	Date Received:	02/10/12
Client Sample ID:	BP-VPB132-GW-741RE	SDG No.:	D1473
Lab Sample ID:	D1473-06RE	Matrix:	SOIL
Analytical Method:	SW8260C	% Moisture:	100
Sample Wt/Vol:	4.94 Units: g	Final Vol:	5000 uL
Soil Aliquot Vol:	uL	Test:	VOC-TCLVOA-10
GC Column:	RTX-624 ID : 0.25	Level :	LOW

File ID/Qc Batch:	Dilution:	Prep Date	Date Analyzed	Prep Batch ID
VF031222.D	1		02/14/12	VF021412

CAS Number	Parameter	Conc.	Qualifier	LOD	LOQ / CRQL	Units
79-00-5	1,1,2-Trichloroethane	2.55	U	2.55	5.1	ug/Kg
591-78-6	2-Hexanone	12.5	U	12.5	25	ug/Kg
124-48-1	Dibromochloromethane	2.55	U	2.55	5.1	ug/Kg
106-93-4	1,2-Dibromoethane	2.55	U	2.55	5.1	ug/Kg
127-18-4	Tetrachloroethene	2.55	U	2.55	5.1	ug/Kg
108-90-7	Chlorobenzene	2.55	U	2.55	5.1	ug/Kg
100-41-4	Ethyl Benzene	2.55	U	2.55	5.1	ug/Kg
179601-23-1	m/p-Xylenes	5	U	5	10	ug/Kg
95-47-6	o-Xylene	2.55	U	2.55	5.1	ug/Kg
100-42-5	Styrene	2.55	U	2.55	5.1	ug/Kg
75-25-2	Bromoform	2.55	U	2.55	5.1	ug/Kg
98-82-8	Isopropylbenzene	2.55	U	2.55	5.1	ug/Kg
79-34-5	1,1,2,2-Tetrachloroethane	2.55	U	2.55	5.1	ug/Kg
541-73-1	1,3-Dichlorobenzene	2.55	U	2.55	5.1	ug/Kg
106-46-7	1,4-Dichlorobenzene	2.55	U	2.55	5.1	ug/Kg
95-50-1	1,2-Dichlorobenzene	2.55	U	2.55	5.1	ug/Kg
96-12-8	1,2-Dibromo-3-Chloropropane	2.55	U	2.55	5.1	ug/Kg
120-82-1	1,2,4-Trichlorobenzene	2.55	U	2.55	5.1	ug/Kg
SURROGATES						
17060-07-0	1,2-Dichloroethane-d4	41.8		55 - 158	84%	SPK: 50
1868-53-7	Dibromofluoromethane	47.4		53 - 156	95%	SPK: 50
2037-26-5	Toluene-d8	43.8		85 - 115	88%	SPK: 50
460-00-4	4-Bromofluorobenzene	37.9	*	85 - 120	76%	SPK: 50
INTERNAL STANDARDS						
363-72-4	Pentafluorobenzene	109035	4.36			
540-36-3	1,4-Difluorobenzene	167609	5.11			
3114-55-4	Chlorobenzene-d5	153343	9.31			
3855-82-1	1,4-Dichlorobenzene-d4	71888	12.23			

**Report of Analysis**

Client:	Tetra Tech NUS, Inc.	Date Collected:	02/09/12
Project:	Bethpage CTO-066	Date Received:	02/10/12
Client Sample ID:	BP-VPB132-GW-741RE	SDG No.:	D1473
Lab Sample ID:	D1473-06RE	Matrix:	SOIL
Analytical Method:	SW8260C	% Moisture:	100
Sample Wt/Vol:	4.94 Units: g	Final Vol:	5000 uL
Soil Aliquot Vol:	uL	Test:	VOC-TCLVOA-10
GC Column:	RTX-624 ID : 0.25	Level :	LOW

File ID/Qc Batch:	Dilution:	Prep Date	Date Analyzed	Prep Batch ID
VF031222.D	1		02/14/12	VF021412

CAS Number	Parameter	Conc.	Qualifier	LOD	LOQ / CRQL	Units
------------	-----------	-------	-----------	-----	------------	-------

U = Not Detected

LOQ = Limit of Quantitation

MDL = Method Detection Limit

LOD = Limit of Detection

E = Value Exceeds Calibration Range

Q = indicates LCS control criteria did not meet requirements

J = Estimated Value

B = Analyte Found in Associated Method Blank

N = Presumptive Evidence of a Compound

* = Values outside of QC limits

D = Dilution

Report of Analysis

Client:	Tetra Tech NUS, Inc.	Date Collected:	02/13/12
Project:	Bethpage CTO-066	Date Received:	02/15/12
Client Sample ID:	BP-VPB132-GW-761	SDG No.:	D1516
Lab Sample ID:	D1516-02	Matrix:	SOIL
Analytical Method:	SW8260C	% Moisture:	100
Sample Wt/Vol:	5.06 Units: g	Final Vol:	5000 uL
Soil Aliquot Vol:	uL	Test:	VOC-TCLVOA-10
GC Column:	RTX-624 ID : 0.25	Level :	LOW

File ID/Qc Batch:	Dilution:	Prep Date	Date Analyzed	Prep Batch ID
VF031240.D	1		02/15/12	VF021512

CAS Number	Parameter	Conc.	Qualifier	LOD	LOQ / CRQL	Units
TARGETS						
75-71-8	Dichlorodifluoromethane	2.45	U	2.45	4.9	ug/Kg
74-87-3	Chloromethane	2.45	U	2.45	4.9	ug/Kg
75-01-4	Vinyl Chloride	2.45	U	2.45	4.9	ug/Kg
74-83-9	Bromomethane	2.45	U	2.45	4.9	ug/Kg
75-00-3	Chloroethane	2.45	U	2.45	4.9	ug/Kg
75-69-4	Trichlorofluoromethane	2.45	U	2.45	4.9	ug/Kg
76-13-1	1,1,2-Trichlorotrifluoroethane	2.45	U	2.45	4.9	ug/Kg
75-35-4	1,1-Dichloroethene	2.45	U	2.45	4.9	ug/Kg
67-64-1	Acetone	13	J	12.5	25	ug/Kg
75-15-0	Carbon Disulfide	2.45	U	2.45	4.9	ug/Kg
1634-04-4	Methyl tert-butyl Ether	2.45	U	2.45	4.9	ug/Kg
79-20-9	Methyl Acetate	2.45	U	2.45	4.9	ug/Kg
75-09-2	Methylene Chloride	2.45	U	2.45	4.9	ug/Kg
156-60-5	trans-1,2-Dichloroethene	2.45	U	2.45	4.9	ug/Kg
75-34-3	1,1-Dichloroethane	2.45	U	2.45	4.9	ug/Kg
110-82-7	Cyclohexane	2.45	U	2.45	4.9	ug/Kg
78-93-3	2-Butanone	12.5	U	12.5	25	ug/Kg
56-23-5	Carbon Tetrachloride	2.45	U	2.45	4.9	ug/Kg
156-59-2	cis-1,2-Dichloroethene	2.45	U	2.45	4.9	ug/Kg
67-66-3	Chloroform	2.45	U	2.45	4.9	ug/Kg
71-55-6	1,1,1-Trichloroethane	2.45	U	2.45	4.9	ug/Kg
108-87-2	Methylcyclohexane	2.45	U	2.45	4.9	ug/Kg
71-43-2	Benzene	2.45	U	2.45	4.9	ug/Kg
107-06-2	1,2-Dichloroethane	2.45	U	2.45	4.9	ug/Kg
79-01-6	Trichloroethene	2.45	U	2.45	4.9	ug/Kg
78-87-5	1,2-Dichloropropane	2.45	U	2.45	4.9	ug/Kg
75-27-4	Bromodichloromethane	2.45	U	2.45	4.9	ug/Kg
108-10-1	4-Methyl-2-Pentanone	12.5	U	12.5	25	ug/Kg
108-88-3	Toluene	2.45	U	2.45	4.9	ug/Kg
10061-02-6	t-1,3-Dichloropropene	2.45	U	2.45	4.9	ug/Kg
10061-01-5	cis-1,3-Dichloropropene	2.45	U	2.45	4.9	ug/Kg

Report of Analysis

Client:	Tetra Tech NUS, Inc.	Date Collected:	02/13/12
Project:	Bethpage CTO-066	Date Received:	02/15/12
Client Sample ID:	BP-VPB132-GW-761	SDG No.:	D1516
Lab Sample ID:	D1516-02	Matrix:	SOIL
Analytical Method:	SW8260C	% Moisture:	100
Sample Wt/Vol:	5.06 Units: g	Final Vol:	5000 uL
Soil Aliquot Vol:	uL	Test:	VOC-TCLVOA-10
GC Column:	RTX-624 ID : 0.25	Level :	LOW

File ID/Qc Batch:	Dilution:	Prep Date	Date Analyzed	Prep Batch ID
VF031240.D	1		02/15/12	VF021512

CAS Number	Parameter	Conc.	Qualifier	LOD	LOQ / CRQL	Units
79-00-5	1,1,2-Trichloroethane	2.45	U	2.45	4.9	ug/Kg
591-78-6	2-Hexanone	12.5	U	12.5	25	ug/Kg
124-48-1	Dibromochloromethane	2.45	U	2.45	4.9	ug/Kg
106-93-4	1,2-Dibromoethane	2.45	U	2.45	4.9	ug/Kg
127-18-4	Tetrachloroethene	2.45	U	2.45	4.9	ug/Kg
108-90-7	Chlorobenzene	2.45	U	2.45	4.9	ug/Kg
100-41-4	Ethyl Benzene	2.45	U	2.45	4.9	ug/Kg
179601-23-1	m/p-Xylenes	4.95	U	4.95	9.9	ug/Kg
95-47-6	o-Xylene	2.45	U	2.45	4.9	ug/Kg
100-42-5	Styrene	2.45	U	2.45	4.9	ug/Kg
75-25-2	Bromoform	2.45	U	2.45	4.9	ug/Kg
98-82-8	Isopropylbenzene	2.45	U	2.45	4.9	ug/Kg
79-34-5	1,1,2,2-Tetrachloroethane	2.45	U	2.45	4.9	ug/Kg
541-73-1	1,3-Dichlorobenzene	2.45	U	2.45	4.9	ug/Kg
106-46-7	1,4-Dichlorobenzene	2.45	U	2.45	4.9	ug/Kg
95-50-1	1,2-Dichlorobenzene	2.45	U	2.45	4.9	ug/Kg
96-12-8	1,2-Dibromo-3-Chloropropane	2.45	U	2.45	4.9	ug/Kg
120-82-1	1,2,4-Trichlorobenzene	2.45	U	2.45	4.9	ug/Kg
SURROGATES						
17060-07-0	1,2-Dichloroethane-d4	46.8		55 - 158	94%	SPK: 50
1868-53-7	Dibromofluoromethane	47.8		53 - 156	96%	SPK: 50
2037-26-5	Toluene-d8	44.8		85 - 115	90%	SPK: 50
460-00-4	4-Bromofluorobenzene	45.1		85 - 120	90%	SPK: 50
INTERNAL STANDARDS						
363-72-4	Pentafluorobenzene	105472	4.37			
540-36-3	1,4-Difluorobenzene	163573	5.11			
3114-55-4	Chlorobenzene-d5	167789	9.31			
3855-82-1	1,4-Dichlorobenzene-d4	94961	12.23			

Report of Analysis

Client:	Tetra Tech NUS, Inc.	Date Collected:	02/13/12
Project:	Bethpage CTO-066	Date Received:	02/15/12
Client Sample ID:	BP-VPB132-GW-761	SDG No.:	D1516
Lab Sample ID:	D1516-02	Matrix:	SOIL
Analytical Method:	SW8260C	% Moisture:	100
Sample Wt/Vol:	5.06 Units: g	Final Vol:	5000 uL
Soil Aliquot Vol:	uL	Test:	VOC-TCLVOA-10
GC Column:	RTX-624 ID : 0.25	Level :	LOW

File ID/Qc Batch:	Dilution:	Prep Date	Date Analyzed	Prep Batch ID
VF031240.D	1		02/15/12	VF021512

CAS Number	Parameter	Conc.	Qualifier	LOD	LOQ / CRQL	Units
------------	-----------	-------	-----------	-----	------------	-------

U = Not Detected
 LOQ = Limit of Quantitation
 MDL = Method Detection Limit
 LOD = Limit of Detection
 E = Value Exceeds Calibration Range
 Q = indicates LCS control criteria did not meet requirements

J = Estimated Value
 B = Analyte Found in Associated Method Blank
 N = Presumptive Evidence of a Compound
 * = Values outside of QC limits
 D = Dilution

Report of Analysis

Client:	Tetra Tech NUS, Inc.	Date Collected:	02/13/12
Project:	Bethpage CTO-066	Date Received:	02/15/12
Client Sample ID:	BP-VPB132-GW-781	SDG No.:	D1516
Lab Sample ID:	D1516-03	Matrix:	SOIL
Analytical Method:	SW8260C	% Moisture:	100
Sample Wt/Vol:	5.06 Units: g	Final Vol:	5000 uL
Soil Aliquot Vol:	uL	Test:	VOC-TCLVOA-10
GC Column:	RTX-624 ID : 0.25	Level :	LOW

File ID/Qc Batch:	Dilution:	Prep Date	Date Analyzed	Prep Batch ID
VF031241.D	1		02/15/12	VF021512

CAS Number	Parameter	Conc.	Qualifier	LOD	LOQ / CRQL	Units
TARGETS						
75-71-8	Dichlorodifluoromethane	2.45	U	2.45	4.9	ug/Kg
74-87-3	Chloromethane	2.45	U	2.45	4.9	ug/Kg
75-01-4	Vinyl Chloride	2.45	U	2.45	4.9	ug/Kg
74-83-9	Bromomethane	2.45	U	2.45	4.9	ug/Kg
75-00-3	Chloroethane	2.45	U	2.45	4.9	ug/Kg
75-69-4	Trichlorofluoromethane	2.45	U	2.45	4.9	ug/Kg
76-13-1	1,1,2-Trichlorotrifluoroethane	2.45	U	2.45	4.9	ug/Kg
75-35-4	1,1-Dichloroethene	2.45	U	2.45	4.9	ug/Kg
67-64-1	Acetone	20	J	12.5	25	ug/Kg
75-15-0	Carbon Disulfide	2.45	U	2.45	4.9	ug/Kg
1634-04-4	Methyl tert-butyl Ether	2.45	U	2.45	4.9	ug/Kg
79-20-9	Methyl Acetate	2.45	U	2.45	4.9	ug/Kg
75-09-2	Methylene Chloride	2.45	U	2.45	4.9	ug/Kg
156-60-5	trans-1,2-Dichloroethene	2.45	U	2.45	4.9	ug/Kg
75-34-3	1,1-Dichloroethane	2.45	U	2.45	4.9	ug/Kg
110-82-7	Cyclohexane	2.45	U	2.45	4.9	ug/Kg
78-93-3	2-Butanone	12.5	U	12.5	25	ug/Kg
56-23-5	Carbon Tetrachloride	2.45	U	2.45	4.9	ug/Kg
156-59-2	cis-1,2-Dichloroethene	2.45	U	2.45	4.9	ug/Kg
67-66-3	Chloroform	2.45	U	2.45	4.9	ug/Kg
71-55-6	1,1,1-Trichloroethane	2.45	U	2.45	4.9	ug/Kg
108-87-2	Methylcyclohexane	2.45	U	2.45	4.9	ug/Kg
71-43-2	Benzene	2.45	U	2.45	4.9	ug/Kg
107-06-2	1,2-Dichloroethane	2.45	U	2.45	4.9	ug/Kg
79-01-6	Trichloroethene	2.45	U	2.45	4.9	ug/Kg
78-87-5	1,2-Dichloropropane	2.45	U	2.45	4.9	ug/Kg
75-27-4	Bromodichloromethane	2.45	U	2.45	4.9	ug/Kg
108-10-1	4-Methyl-2-Pentanone	12.5	U	12.5	25	ug/Kg
108-88-3	Toluene	2.45	U	2.45	4.9	ug/Kg
10061-02-6	t-1,3-Dichloropropene	2.45	U	2.45	4.9	ug/Kg
10061-01-5	cis-1,3-Dichloropropene	2.45	U	2.45	4.9	ug/Kg

Report of Analysis

Client:	Tetra Tech NUS, Inc.	Date Collected:	02/13/12
Project:	Bethpage CTO-066	Date Received:	02/15/12
Client Sample ID:	BP-VPB132-GW-781	SDG No.:	D1516
Lab Sample ID:	D1516-03	Matrix:	SOIL
Analytical Method:	SW8260C	% Moisture:	100
Sample Wt/Vol:	5.06 Units: g	Final Vol:	5000 uL
Soil Aliquot Vol:	uL	Test:	VOC-TCLVOA-10
GC Column:	RTX-624 ID : 0.25	Level :	LOW

File ID/Qc Batch:	Dilution:	Prep Date	Date Analyzed	Prep Batch ID
VF031241.D	1		02/15/12	VF021512

CAS Number	Parameter	Conc.	Qualifier	LOD	LOQ / CRQL	Units
79-00-5	1,1,2-Trichloroethane	2.45	U	2.45	4.9	ug/Kg
591-78-6	2-Hexanone	12.5	U	12.5	25	ug/Kg
124-48-1	Dibromochloromethane	2.45	U	2.45	4.9	ug/Kg
106-93-4	1,2-Dibromoethane	2.45	U	2.45	4.9	ug/Kg
127-18-4	Tetrachloroethene	2.45	U	2.45	4.9	ug/Kg
108-90-7	Chlorobenzene	2.45	U	2.45	4.9	ug/Kg
100-41-4	Ethyl Benzene	2.45	U	2.45	4.9	ug/Kg
179601-23-1	m/p-Xylenes	4.95	U	4.95	9.9	ug/Kg
95-47-6	o-Xylene	2.45	U	2.45	4.9	ug/Kg
100-42-5	Styrene	2.45	U	2.45	4.9	ug/Kg
75-25-2	Bromoform	2.45	U	2.45	4.9	ug/Kg
98-82-8	Isopropylbenzene	2.45	U	2.45	4.9	ug/Kg
79-34-5	1,1,2,2-Tetrachloroethane	2.45	U	2.45	4.9	ug/Kg
541-73-1	1,3-Dichlorobenzene	2.45	U	2.45	4.9	ug/Kg
106-46-7	1,4-Dichlorobenzene	2.45	U	2.45	4.9	ug/Kg
95-50-1	1,2-Dichlorobenzene	2.45	U	2.45	4.9	ug/Kg
96-12-8	1,2-Dibromo-3-Chloropropane	2.45	U	2.45	4.9	ug/Kg
120-82-1	1,2,4-Trichlorobenzene	2.45	U	2.45	4.9	ug/Kg
SURROGATES						
17060-07-0	1,2-Dichloroethane-d4	43.7		55 - 158	87%	SPK: 50
1868-53-7	Dibromofluoromethane	48.1		53 - 156	96%	SPK: 50
2037-26-5	Toluene-d8	44.6		85 - 115	89%	SPK: 50
460-00-4	4-Bromofluorobenzene	42.4		85 - 120	85%	SPK: 50
INTERNAL STANDARDS						
363-72-4	Pentafluorobenzene	106521	4.37			
540-36-3	1,4-Difluorobenzene	164619	5.12			
3114-55-4	Chlorobenzene-d5	159391	9.31			
3855-82-1	1,4-Dichlorobenzene-d4	81586	12.23			
TENTATIVE IDENTIFIED COMPOUNDS						
000124-18-5	Decane	5.0	J		11.33	ug/Kg



284 Sheffield Street, Mountainside NJ 07092 (908)-789-8900 Fax : 908 789 8922

Report of Analysis

Client:	Tetra Tech NUS, Inc.	Date Collected:	02/13/12
Project:	Bethpage CTO-066	Date Received:	02/15/12
Client Sample ID:	BP-VPB132-GW-781	SDG No.:	D1516
Lab Sample ID:	D1516-03	Matrix:	SOIL
Analytical Method:	SW8260C	% Moisture:	100
Sample Wt/Vol:	5.06 Units: g	Final Vol:	5000 uL
Soil Aliquot Vol:	uL	Test:	VOC-TCLVOA-10
GC Column:	RTX-624 ID : 0.25	Level :	LOW

File ID/Qc Batch:	Dilution:	Prep Date	Date Analyzed	Prep Batch ID
VF031241.D	1		02/15/12	VF021512

CAS Number	Parameter	Conc.	Qualifier	LOD	LOQ / CRQL	Units
------------	-----------	-------	-----------	-----	------------	-------

U = Not Detected
 LOQ = Limit of Quantitation
 MDL = Method Detection Limit
 LOD = Limit of Detection
 E = Value Exceeds Calibration Range
 Q = indicates LCS control criteria did not meet requirements

J = Estimated Value
 B = Analyte Found in Associated Method Blank
 N = Presumptive Evidence of a Compound
 * = Values outside of QC limits
 D = Dilution

Report of Analysis

Client:	Tetra Tech NUS, Inc.	Date Collected:	02/14/12
Project:	Bethpage CTO-066	Date Received:	02/15/12
Client Sample ID:	BP-VPB132-GW-821	SDG No.:	D1516
Lab Sample ID:	D1516-04	Matrix:	SOIL
Analytical Method:	SW8260C	% Moisture:	100
Sample Wt/Vol:	5.05 Units: g	Final Vol:	5000 uL
Soil Aliquot Vol:	uL	Test:	VOC-TCLVOA-10
GC Column:	RTX-624 ID : 0.25	Level :	LOW

File ID/Qc Batch:	Dilution:	Prep Date	Date Analyzed	Prep Batch ID
VF031242.D	1		02/15/12	VF021512

CAS Number	Parameter	Conc.	Qualifier	LOD	LOQ / CRQL	Units
TARGETS						
75-71-8	Dichlorodifluoromethane	2.5	U	2.5	5	ug/Kg
74-87-3	Chloromethane	2.5	U	2.5	5	ug/Kg
75-01-4	Vinyl Chloride	2.5	U	2.5	5	ug/Kg
74-83-9	Bromomethane	2.5	U	2.5	5	ug/Kg
75-00-3	Chloroethane	2.5	U	2.5	5	ug/Kg
75-69-4	Trichlorofluoromethane	2.5	U	2.5	5	ug/Kg
76-13-1	1,1,2-Trichlorotrifluoroethane	2.5	U	2.5	5	ug/Kg
75-35-4	1,1-Dichloroethene	2.5	U	2.5	5	ug/Kg
67-64-1	Acetone	15	J	12.5	25	ug/Kg
75-15-0	Carbon Disulfide	2.5	U	2.5	5	ug/Kg
1634-04-4	Methyl tert-butyl Ether	2.5	U	2.5	5	ug/Kg
79-20-9	Methyl Acetate	2.5	U	2.5	5	ug/Kg
75-09-2	Methylene Chloride	2.5	U	2.5	5	ug/Kg
156-60-5	trans-1,2-Dichloroethene	2.5	U	2.5	5	ug/Kg
75-34-3	1,1-Dichloroethane	2.5	U	2.5	5	ug/Kg
110-82-7	Cyclohexane	2.5	U	2.5	5	ug/Kg
78-93-3	2-Butanone	12.5	U	12.5	25	ug/Kg
56-23-5	Carbon Tetrachloride	2.5	U	2.5	5	ug/Kg
156-59-2	cis-1,2-Dichloroethene	2.5	U	2.5	5	ug/Kg
67-66-3	Chloroform	2.5	U	2.5	5	ug/Kg
71-55-6	1,1,1-Trichloroethane	2.5	U	2.5	5	ug/Kg
108-87-2	Methylcyclohexane	2.5	U	2.5	5	ug/Kg
71-43-2	Benzene	2.5	U	2.5	5	ug/Kg
107-06-2	1,2-Dichloroethane	2.5	U	2.5	5	ug/Kg
79-01-6	Trichloroethene	2.5	U	2.5	5	ug/Kg
78-87-5	1,2-Dichloropropane	2.5	U	2.5	5	ug/Kg
75-27-4	Bromodichloromethane	2.5	U	2.5	5	ug/Kg
108-10-1	4-Methyl-2-Pentanone	12.5	U	12.5	25	ug/Kg
108-88-3	Toluene	2.5	U	2.5	5	ug/Kg
10061-02-6	t-1,3-Dichloropropene	2.5	U	2.5	5	ug/Kg
10061-01-5	cis-1,3-Dichloropropene	2.5	U	2.5	5	ug/Kg

Report of Analysis

Client:	Tetra Tech NUS, Inc.	Date Collected:	02/14/12
Project:	Bethpage CTO-066	Date Received:	02/15/12
Client Sample ID:	BP-VPB132-GW-821	SDG No.:	D1516
Lab Sample ID:	D1516-04	Matrix:	SOIL
Analytical Method:	SW8260C	% Moisture:	100
Sample Wt/Vol:	5.05 Units: g	Final Vol:	5000 uL
Soil Aliquot Vol:	uL	Test:	VOC-TCLVOA-10
GC Column:	RTX-624 ID : 0.25	Level :	LOW

File ID/Qc Batch:	Dilution:	Prep Date	Date Analyzed	Prep Batch ID
VF031242.D	1		02/15/12	VF021512

CAS Number	Parameter	Conc.	Qualifier	LOD	LOQ / CRQL	Units
79-00-5	1,1,2-Trichloroethane	2.5	U	2.5	5	ug/Kg
591-78-6	2-Hexanone	12.5	U	12.5	25	ug/Kg
124-48-1	Dibromochloromethane	2.5	U	2.5	5	ug/Kg
106-93-4	1,2-Dibromoethane	2.5	U	2.5	5	ug/Kg
127-18-4	Tetrachloroethene	2.5	U	2.5	5	ug/Kg
108-90-7	Chlorobenzene	2.5	U	2.5	5	ug/Kg
100-41-4	Ethyl Benzene	2.5	U	2.5	5	ug/Kg
179601-23-1	m/p-Xylenes	4.95	U	4.95	9.9	ug/Kg
95-47-6	o-Xylene	2.5	U	2.5	5	ug/Kg
100-42-5	Styrene	2.5	U	2.5	5	ug/Kg
75-25-2	Bromoform	2.5	U	2.5	5	ug/Kg
98-82-8	Isopropylbenzene	2.5	U	2.5	5	ug/Kg
79-34-5	1,1,2,2-Tetrachloroethane	2.5	U	2.5	5	ug/Kg
541-73-1	1,3-Dichlorobenzene	2.5	U	2.5	5	ug/Kg
106-46-7	1,4-Dichlorobenzene	2.5	U	2.5	5	ug/Kg
95-50-1	1,2-Dichlorobenzene	2.5	U	2.5	5	ug/Kg
96-12-8	1,2-Dibromo-3-Chloropropane	2.5	U	2.5	5	ug/Kg
120-82-1	1,2,4-Trichlorobenzene	2.5	U	2.5	5	ug/Kg
SURROGATES						
17060-07-0	1,2-Dichloroethane-d4	42.8		55 - 158	86%	SPK: 50
1868-53-7	Dibromofluoromethane	46.5		53 - 156	93%	SPK: 50
2037-26-5	Toluene-d8	43.7		85 - 115	87%	SPK: 50
460-00-4	4-Bromofluorobenzene	43.6		85 - 120	87%	SPK: 50
INTERNAL STANDARDS						
363-72-4	Pentafluorobenzene	108314	4.36			
540-36-3	1,4-Difluorobenzene	169339	5.11			
3114-55-4	Chlorobenzene-d5	157287	9.31			
3855-82-1	1,4-Dichlorobenzene-d4	82176	12.22			
TENTATIVE IDENTIFIED COMPOUNDS						
007058-05-1	Cyclohexane, 1-ethyl-2,3-dimethyl-	5.1	J		10.89	ug/Kg
000124-18-5	Decane	8.8	J		11.34	ug/Kg
002847-72-5	Decane, 4-methyl-	6.7	J		11.68	ug/Kg

Report of Analysis

Client:	Tetra Tech NUS, Inc.	Date Collected:	02/14/12
Project:	Bethpage CTO-066	Date Received:	02/15/12
Client Sample ID:	BP-VPB132-GW-821	SDG No.:	D1516
Lab Sample ID:	D1516-04	Matrix:	SOIL
Analytical Method:	SW8260C	% Moisture:	100
Sample Wt/Vol:	5.05 Units: g	Final Vol:	5000 uL
Soil Aliquot Vol:	uL	Test:	VOC-TCLVOA-10
GC Column:	RTX-624 ID : 0.25	Level :	LOW

File ID/Qc Batch:	Dilution:	Prep Date	Date Analyzed	Prep Batch ID
VF031242.D	1		02/15/12	VF021512

CAS Number	Parameter	Conc.	Qualifier	LOD	LOQ / CRQL	Units
001678-93-9	Cyclohexane, butyl-	5.3	J		11.88	ug/Kg
000091-17-8	Naphthalene, decahydro-	8.5	J		12.28	ug/Kg
001120-21-4	Undecane	7.1	J		12.52	ug/Kg

U = Not Detected
LOQ = Limit of Quantitation
MDL = Method Detection Limit
LOD = Limit of Detection
E = Value Exceeds Calibration Range
Q = indicates LCS control criteria did not meet requirements

J = Estimated Value
B = Analyte Found in Associated Method Blank
N = Presumptive Evidence of a Compound
* = Values outside of QC limits
D = Dilution

Report of Analysis

Client:	Tetra Tech NUS, Inc.	Date Collected:	02/14/12
Project:	Bethpage CTO-066	Date Received:	02/15/12
Client Sample ID:	BP-VPB132-GW-841	SDG No.:	D1516
Lab Sample ID:	D1516-05	Matrix:	SOIL
Analytical Method:	SW8260C	% Moisture:	100
Sample Wt/Vol:	5.03 Units: g	Final Vol:	5000 uL
Soil Aliquot Vol:	uL	Test:	VOC-TCLVOA-10
GC Column:	RTX-624 ID : 0.25	Level :	LOW

File ID/Qc Batch:	Dilution:	Prep Date	Date Analyzed	Prep Batch ID
VF031255.D	1		02/16/12	VF021612

CAS Number	Parameter	Conc.	Qualifier	LOD	LOQ / CRQL	Units
TARGETS						
75-71-8	Dichlorodifluoromethane	2.5	U	2.5	5	ug/Kg
74-87-3	Chloromethane	2.5	U	2.5	5	ug/Kg
75-01-4	Vinyl Chloride	2.5	U	2.5	5	ug/Kg
74-83-9	Bromomethane	2.5	U	2.5	5	ug/Kg
75-00-3	Chloroethane	2.5	U	2.5	5	ug/Kg
75-69-4	Trichlorofluoromethane	2.5	U	2.5	5	ug/Kg
76-13-1	1,1,2-Trichlorotrifluoroethane	2.5	U	2.5	5	ug/Kg
75-35-4	1,1-Dichloroethene	2.5	U	2.5	5	ug/Kg
67-64-1	Acetone	28		12.5	25	ug/Kg
75-15-0	Carbon Disulfide	2.5	U	2.5	5	ug/Kg
1634-04-4	Methyl tert-butyl Ether	2.5	U	2.5	5	ug/Kg
79-20-9	Methyl Acetate	2.5	U	2.5	5	ug/Kg
75-09-2	Methylene Chloride	5.1	Q	2.5	5	ug/Kg
156-60-5	trans-1,2-Dichloroethene	2.5	U	2.5	5	ug/Kg
75-34-3	1,1-Dichloroethane	2.5	U	2.5	5	ug/Kg
110-82-7	Cyclohexane	2.5	U	2.5	5	ug/Kg
78-93-3	2-Butanone	12.5	U	12.5	25	ug/Kg
56-23-5	Carbon Tetrachloride	2.5	U	2.5	5	ug/Kg
156-59-2	cis-1,2-Dichloroethene	2.5	U	2.5	5	ug/Kg
67-66-3	Chloroform	2.5	U	2.5	5	ug/Kg
71-55-6	1,1,1-Trichloroethane	2.5	U	2.5	5	ug/Kg
108-87-2	Methylcyclohexane	2.5	U	2.5	5	ug/Kg
71-43-2	Benzene	2.5	U	2.5	5	ug/Kg
107-06-2	1,2-Dichloroethane	2.5	U	2.5	5	ug/Kg
79-01-6	Trichloroethene	2.5	U	2.5	5	ug/Kg
78-87-5	1,2-Dichloropropane	2.5	U	2.5	5	ug/Kg
75-27-4	Bromodichloromethane	2.5	U	2.5	5	ug/Kg
108-10-1	4-Methyl-2-Pentanone	12.5	U	12.5	25	ug/Kg
108-88-3	Toluene	2.5	U	2.5	5	ug/Kg
10061-02-6	t-1,3-Dichloropropene	2.5	U	2.5	5	ug/Kg
10061-01-5	cis-1,3-Dichloropropene	2.5	U	2.5	5	ug/Kg

Report of Analysis

Client:	Tetra Tech NUS, Inc.	Date Collected:	02/14/12
Project:	Bethpage CTO-066	Date Received:	02/15/12
Client Sample ID:	BP-VPB132-GW-841	SDG No.:	D1516
Lab Sample ID:	D1516-05	Matrix:	SOIL
Analytical Method:	SW8260C	% Moisture:	100
Sample Wt/Vol:	5.03 Units: g	Final Vol:	5000 uL
Soil Aliquot Vol:	uL	Test:	VOC-TCLVOA-10
GC Column:	RTX-624 ID : 0.25	Level :	LOW

File ID/Qc Batch:	Dilution:	Prep Date	Date Analyzed	Prep Batch ID
VF031255.D	1		02/16/12	VF021612

CAS Number	Parameter	Conc.	Qualifier	LOD	LOQ / CRQL	Units
79-00-5	1,1,2-Trichloroethane	2.5	U	2.5	5	ug/Kg
591-78-6	2-Hexanone	12.5	U	12.5	25	ug/Kg
124-48-1	Dibromochloromethane	2.5	U	2.5	5	ug/Kg
106-93-4	1,2-Dibromoethane	2.5	U	2.5	5	ug/Kg
127-18-4	Tetrachloroethene	2.5	U	2.5	5	ug/Kg
108-90-7	Chlorobenzene	2.5	U	2.5	5	ug/Kg
100-41-4	Ethyl Benzene	2.5	U	2.5	5	ug/Kg
179601-23-1	m/p-Xylenes	4.95	U	4.95	9.9	ug/Kg
95-47-6	o-Xylene	2.5	U	2.5	5	ug/Kg
100-42-5	Styrene	2.5	U	2.5	5	ug/Kg
75-25-2	Bromoform	2.5	U	2.5	5	ug/Kg
98-82-8	Isopropylbenzene	2.5	U	2.5	5	ug/Kg
79-34-5	1,1,2,2-Tetrachloroethane	2.5	U	2.5	5	ug/Kg
541-73-1	1,3-Dichlorobenzene	2.5	U	2.5	5	ug/Kg
106-46-7	1,4-Dichlorobenzene	2.5	U	2.5	5	ug/Kg
95-50-1	1,2-Dichlorobenzene	2.5	U	2.5	5	ug/Kg
96-12-8	1,2-Dibromo-3-Chloropropane	2.5	U	2.5	5	ug/Kg
120-82-1	1,2,4-Trichlorobenzene	2.5	U	2.5	5	ug/Kg
SURROGATES						
17060-07-0	1,2-Dichloroethane-d4	47.3		55 - 158	95%	SPK: 50
1868-53-7	Dibromofluoromethane	46.7		53 - 156	93%	SPK: 50
2037-26-5	Toluene-d8	45		85 - 115	90%	SPK: 50
460-00-4	4-Bromofluorobenzene	42.4		85 - 120	85%	SPK: 50
INTERNAL STANDARDS						
363-72-4	Pentafluorobenzene	100026	4.38			
540-36-3	1,4-Difluorobenzene	166525	5.12			
3114-55-4	Chlorobenzene-d5	163219	9.31			
3855-82-1	1,4-Dichlorobenzene-d4	83946	12.23			
TENTATIVE IDENTIFIED COMPOUNDS						
001678-92-8	Cyclohexane, propyl-	6.4	J		10.26	ug/Kg
062960-76-3	4-Octene, 2,6-dimethyl-, [S-(E)]-	6.5	J		10.9	ug/Kg
000489-20-3	Cyclopentane, 1,2-dimethyl-3-(1-me	7.2	J		11.22	ug/Kg

Report of Analysis

Client:	Tetra Tech NUS, Inc.	Date Collected:	02/14/12
Project:	Bethpage CTO-066	Date Received:	02/15/12
Client Sample ID:	BP-VPB132-GW-841	SDG No.:	D1516
Lab Sample ID:	D1516-05	Matrix:	SOIL
Analytical Method:	SW8260C	% Moisture:	100
Sample Wt/Vol:	5.03 Units: g	Final Vol:	5000 uL
Soil Aliquot Vol:	uL	Test:	VOC-TCLVOA-10
GC Column:	RTX-624 ID : 0.25	Level :	LOW

File ID/Qc Batch:	Dilution:	Prep Date	Date Analyzed	Prep Batch ID
VF031255.D	1		02/16/12	VF021612

CAS Number	Parameter	Conc.	Qualifier	LOD	LOQ / CRQL	Units
000124-18-5	Decane	8.4	J		11.34	ug/Kg
004110-44-5	Octane, 3,3-dimethyl-	6.3	J		11.69	ug/Kg
000493-02-7	Naphthalene, decahydro-, trans-	9.0	J		12.29	ug/Kg
002958-76-1	Naphthalene, decahydro-2-methyl-	6.5	J		12.89	ug/Kg

U = Not Detected
 LOQ = Limit of Quantitation
 MDL = Method Detection Limit
 LOD = Limit of Detection
 E = Value Exceeds Calibration Range
 Q = indicates LCS control criteria did not meet requirements

J = Estimated Value
 B = Analyte Found in Associated Method Blank
 N = Presumptive Evidence of a Compound
 * = Values outside of QC limits
 D = Dilution

Report of Analysis

Client:	Tetra Tech NUS, Inc.	Date Collected:	02/15/12
Project:	Bethpage CTO-066	Date Received:	02/17/12
Client Sample ID:	BP-VPB132-GW-861	SDG No.:	d1547
Lab Sample ID:	D1547-04	Matrix:	SOIL
Analytical Method:	SW8260C	% Moisture:	100
Sample Wt/Vol:	5.01 Units: g	Final Vol:	5000 uL
Soil Aliquot Vol:	uL	Test:	VOC-TCLVOA-10
GC Column:	RTX-624 ID : 0.25	Level :	LOW

File ID/Qc Batch:	Dilution:	Prep Date	Date Analyzed	Prep Batch ID
VF031267.D	1		02/17/12	VF021712

CAS Number	Parameter	Conc.	Qualifier	LOD	LOQ / CRQL	Units
TARGETS						
75-71-8	Dichlorodifluoromethane	2.5	U	2.5	5	ug/Kg
74-87-3	Chloromethane	2.5	U	2.5	5	ug/Kg
75-01-4	Vinyl Chloride	2.5	U	2.5	5	ug/Kg
74-83-9	Bromomethane	2.5	U	2.5	5	ug/Kg
75-00-3	Chloroethane	2.5	U	2.5	5	ug/Kg
75-69-4	Trichlorofluoromethane	2.5	U	2.5	5	ug/Kg
76-13-1	1,1,2-Trichlorotrifluoroethane	2.5	U	2.5	5	ug/Kg
75-35-4	1,1-Dichloroethene	2.5	U	2.5	5	ug/Kg
67-64-1	Acetone	37		12.5	25	ug/Kg
75-15-0	Carbon Disulfide	2.5	U	2.5	5	ug/Kg
1634-04-4	Methyl tert-butyl Ether	2.5	U	2.5	5	ug/Kg
79-20-9	Methyl Acetate	2.5	U	2.5	5	ug/Kg
75-09-2	Methylene Chloride	2.5	U	2.5	5	ug/Kg
156-60-5	trans-1,2-Dichloroethene	2.5	U	2.5	5	ug/Kg
75-34-3	1,1-Dichloroethane	2.5	U	2.5	5	ug/Kg
110-82-7	Cyclohexane	2.5	U	2.5	5	ug/Kg
78-93-3	2-Butanone	12.5	U	12.5	25	ug/Kg
56-23-5	Carbon Tetrachloride	2.5	U	2.5	5	ug/Kg
156-59-2	cis-1,2-Dichloroethene	2.5	U	2.5	5	ug/Kg
67-66-3	Chloroform	2.5	U	2.5	5	ug/Kg
71-55-6	1,1,1-Trichloroethane	2.5	U	2.5	5	ug/Kg
108-87-2	Methylcyclohexane	2.5	U	2.5	5	ug/Kg
71-43-2	Benzene	2.5	U	2.5	5	ug/Kg
107-06-2	1,2-Dichloroethane	2.5	U	2.5	5	ug/Kg
79-01-6	Trichloroethene	2.5	U	2.5	5	ug/Kg
78-87-5	1,2-Dichloropropane	2.5	U	2.5	5	ug/Kg
75-27-4	Bromodichloromethane	2.5	U	2.5	5	ug/Kg
108-10-1	4-Methyl-2-Pentanone	12.5	U	12.5	25	ug/Kg
108-88-3	Toluene	2.5	U	2.5	5	ug/Kg
10061-02-6	t-1,3-Dichloropropene	2.5	U	2.5	5	ug/Kg
10061-01-5	cis-1,3-Dichloropropene	2.5	U	2.5	5	ug/Kg

Report of Analysis

Client:	Tetra Tech NUS, Inc.	Date Collected:	02/15/12
Project:	Bethpage CTO-066	Date Received:	02/17/12
Client Sample ID:	BP-VPB132-GW-861	SDG No.:	d1547
Lab Sample ID:	D1547-04	Matrix:	SOIL
Analytical Method:	SW8260C	% Moisture:	100
Sample Wt/Vol:	5.01 Units: g	Final Vol:	5000 uL
Soil Aliquot Vol:	uL	Test:	VOC-TCLVOA-10
GC Column:	RTX-624 ID : 0.25	Level :	LOW

File ID/Qc Batch:	Dilution:	Prep Date	Date Analyzed	Prep Batch ID
VF031267.D	1		02/17/12	VF021712

CAS Number	Parameter	Conc.	Qualifier	LOD	LOQ / CRQL	Units
79-00-5	1,1,2-Trichloroethane	2.5	U	2.5	5	ug/Kg
591-78-6	2-Hexanone	12.5	U	12.5	25	ug/Kg
124-48-1	Dibromochloromethane	2.5	U	2.5	5	ug/Kg
106-93-4	1,2-Dibromoethane	2.5	U	2.5	5	ug/Kg
127-18-4	Tetrachloroethene	2.5	U	2.5	5	ug/Kg
108-90-7	Chlorobenzene	2.5	U	2.5	5	ug/Kg
100-41-4	Ethyl Benzene	2.5	U	2.5	5	ug/Kg
179601-23-1	m/p-Xylenes	5	U	5	10	ug/Kg
95-47-6	o-Xylene	2.5	U	2.5	5	ug/Kg
100-42-5	Styrene	2.5	U	2.5	5	ug/Kg
75-25-2	Bromoform	2.5	U	2.5	5	ug/Kg
98-82-8	Isopropylbenzene	2.5	U	2.5	5	ug/Kg
79-34-5	1,1,2,2-Tetrachloroethane	2.5	U	2.5	5	ug/Kg
541-73-1	1,3-Dichlorobenzene	2.5	U	2.5	5	ug/Kg
106-46-7	1,4-Dichlorobenzene	2.5	U	2.5	5	ug/Kg
95-50-1	1,2-Dichlorobenzene	2.5	U	2.5	5	ug/Kg
96-12-8	1,2-Dibromo-3-Chloropropane	2.5	U	2.5	5	ug/Kg
120-82-1	1,2,4-Trichlorobenzene	2.5	U	2.5	5	ug/Kg
SURROGATES						
17060-07-0	1,2-Dichloroethane-d4	45.8		55 - 158	92%	SPK: 50
1868-53-7	Dibromofluoromethane	50.7		53 - 156	101%	SPK: 50
2037-26-5	Toluene-d8	47.1		85 - 115	94%	SPK: 50
460-00-4	4-Bromofluorobenzene	45.4		85 - 120	91%	SPK: 50
INTERNAL STANDARDS						
363-72-4	Pentafluorobenzene	89034	4.38			
540-36-3	1,4-Difluorobenzene	142537	5.12			
3114-55-4	Chlorobenzene-d5	141961	9.32			
3855-82-1	1,4-Dichlorobenzene-d4	74833	12.23			
TENTATIVE IDENTIFIED COMPOUNDS						
	unknown 10.26	7.3	J		10.26	ug/Kg
003404-77-1	1-Hexene, 3,3-dimethyl-	7.7	J		10.9	ug/Kg
004291-80-9	Cyclohexane, 1-methyl-3-propyl-	8.2	J		11.22	ug/Kg

Report of Analysis

Client:	Tetra Tech NUS, Inc.	Date Collected:	02/15/12
Project:	Bethpage CTO-066	Date Received:	02/17/12
Client Sample ID:	BP-VPB132-GW-861	SDG No.:	d1547
Lab Sample ID:	D1547-04	Matrix:	SOIL
Analytical Method:	SW8260C	% Moisture:	100
Sample Wt/Vol:	5.01 Units: g	Final Vol:	5000 uL
Soil Aliquot Vol:	uL	Test:	VOC-TCLVOA-10
GC Column:	RTX-624 ID : 0.25	Level :	LOW

File ID/Qc Batch:	Dilution:	Prep Date	Date Analyzed	Prep Batch ID
VF031267.D	1		02/17/12	VF021712

CAS Number	Parameter	Conc.	Qualifier	LOD	LOQ / CRQL	Units
000124-18-5	Decane	12	J		11.34	ug/Kg
002847-72-5	Decane, 4-methyl-	10	J		11.69	ug/Kg
001678-93-9	Cyclohexane, butyl-	6.5	J		11.89	ug/Kg
000089-82-7	Pulegone	8.1	J		12.89	ug/Kg

U = Not Detected

LOQ = Limit of Quantitation

MDL = Method Detection Limit

LOD = Limit of Detection

E = Value Exceeds Calibration Range

Q = indicates LCS control criteria did not meet requirements

J = Estimated Value

B = Analyte Found in Associated Method Blank

N = Presumptive Evidence of a Compound

* = Values outside of QC limits

D = Dilution

Report of Analysis

Client:	Tetra Tech NUS, Inc.	Date Collected:	02/21/12
Project:	Bethpage CTO-066	Date Received:	02/23/12
Client Sample ID:	BP-VPB132-GW-942	SDG No.:	D1593
Lab Sample ID:	D1593-02	Matrix:	SOIL
Analytical Method:	SW8260C	% Moisture:	100
Sample Wt/Vol:	4.97 Units: g	Final Vol:	5000 uL
Soil Aliquot Vol:	uL	Test:	VOC-TCLVOA-10
GC Column:	RTX-624 ID : 0.25	Level :	LOW

File ID/Qc Batch:	Dilution:	Prep Date	Date Analyzed	Prep Batch ID
VF031368.D	1		02/23/12	VF022312

CAS Number	Parameter	Conc.	Qualifier	LOD	LOQ / CRQL	Units
TARGETS						
75-71-8	Dichlorodifluoromethane	2.5	U	2.5	5	ug/Kg
74-87-3	Chloromethane	2.5	U	2.5	5	ug/Kg
75-01-4	Vinyl Chloride	2.5	U	2.5	5	ug/Kg
74-83-9	Bromomethane	2.5	U	2.5	5	ug/Kg
75-00-3	Chloroethane	2.5	U	2.5	5	ug/Kg
75-69-4	Trichlorofluoromethane	2.5	U	2.5	5	ug/Kg
76-13-1	1,1,2-Trichlorotrifluoroethane	2.5	U	2.5	5	ug/Kg
75-35-4	1,1-Dichloroethene	2.5	U	2.5	5	ug/Kg
67-64-1	Acetone	19	J	12.5	25	ug/Kg
75-15-0	Carbon Disulfide	2.5	U	2.5	5	ug/Kg
1634-04-4	Methyl tert-butyl Ether	2.5	U	2.5	5	ug/Kg
79-20-9	Methyl Acetate	2.5	U	2.5	5	ug/Kg
75-09-2	Methylene Chloride	2.5	U	2.5	5	ug/Kg
156-60-5	trans-1,2-Dichloroethene	2.5	U	2.5	5	ug/Kg
75-34-3	1,1-Dichloroethane	2.5	U	2.5	5	ug/Kg
110-82-7	Cyclohexane	2.5	U	2.5	5	ug/Kg
78-93-3	2-Butanone	12.5	U	12.5	25	ug/Kg
56-23-5	Carbon Tetrachloride	2.5	U	2.5	5	ug/Kg
156-59-2	cis-1,2-Dichloroethene	2.5	U	2.5	5	ug/Kg
67-66-3	Chloroform	2.5	U	2.5	5	ug/Kg
71-55-6	1,1,1-Trichloroethane	2.5	U	2.5	5	ug/Kg
108-87-2	Methylcyclohexane	2.5	U	2.5	5	ug/Kg
71-43-2	Benzene	2.5	U	2.5	5	ug/Kg
107-06-2	1,2-Dichloroethane	2.5	U	2.5	5	ug/Kg
79-01-6	Trichloroethene	2.5	U	2.5	5	ug/Kg
78-87-5	1,2-Dichloropropane	2.5	U	2.5	5	ug/Kg
75-27-4	Bromodichloromethane	2.5	U	2.5	5	ug/Kg
108-10-1	4-Methyl-2-Pentanone	12.5	U	12.5	25	ug/Kg
108-88-3	Toluene	2.5	U	2.5	5	ug/Kg
10061-02-6	t-1,3-Dichloropropene	2.5	U	2.5	5	ug/Kg
10061-01-5	cis-1,3-Dichloropropene	2.5	U	2.5	5	ug/Kg

Report of Analysis

Client:	Tetra Tech NUS, Inc.	Date Collected:	02/21/12
Project:	Bethpage CTO-066	Date Received:	02/23/12
Client Sample ID:	BP-VPB132-GW-942	SDG No.:	D1593
Lab Sample ID:	D1593-02	Matrix:	SOIL
Analytical Method:	SW8260C	% Moisture:	100
Sample Wt/Vol:	4.97 Units: g	Final Vol:	5000 uL
Soil Aliquot Vol:	uL	Test:	VOC-TCLVOA-10
GC Column:	RTX-624 ID : 0.25	Level :	LOW

File ID/Qc Batch:	Dilution:	Prep Date	Date Analyzed	Prep Batch ID
VF031368.D	1		02/23/12	VF022312

CAS Number	Parameter	Conc.	Qualifier	LOD	LOQ / CRQL	Units
79-00-5	1,1,2-Trichloroethane	2.5	U	2.5	5	ug/Kg
591-78-6	2-Hexanone	12.5	U	12.5	25	ug/Kg
124-48-1	Dibromochloromethane	2.5	U	2.5	5	ug/Kg
106-93-4	1,2-Dibromoethane	2.5	U	2.5	5	ug/Kg
127-18-4	Tetrachloroethene	2.5	U	2.5	5	ug/Kg
108-90-7	Chlorobenzene	2.5	U	2.5	5	ug/Kg
100-41-4	Ethyl Benzene	2.5	U	2.5	5	ug/Kg
179601-23-1	m/p-Xylenes	5	U	5	10	ug/Kg
95-47-6	o-Xylene	2.5	U	2.5	5	ug/Kg
100-42-5	Styrene	2.5	U	2.5	5	ug/Kg
75-25-2	Bromoform	2.5	U	2.5	5	ug/Kg
98-82-8	Isopropylbenzene	2.5	U	2.5	5	ug/Kg
79-34-5	1,1,2,2-Tetrachloroethane	2.5	U	2.5	5	ug/Kg
541-73-1	1,3-Dichlorobenzene	2.5	U	2.5	5	ug/Kg
106-46-7	1,4-Dichlorobenzene	2.5	U	2.5	5	ug/Kg
95-50-1	1,2-Dichlorobenzene	2.5	U	2.5	5	ug/Kg
96-12-8	1,2-Dibromo-3-Chloropropane	2.5	U	2.5	5	ug/Kg
120-82-1	1,2,4-Trichlorobenzene	2.5	U	2.5	5	ug/Kg
SURROGATES						
17060-07-0	1,2-Dichloroethane-d4	46		55 - 158	92%	SPK: 50
1868-53-7	Dibromofluoromethane	48.8		53 - 156	98%	SPK: 50
2037-26-5	Toluene-d8	46.3		85 - 115	93%	SPK: 50
460-00-4	4-Bromofluorobenzene	43.4		85 - 120	87%	SPK: 50
INTERNAL STANDARDS						
363-72-4	Pentafluorobenzene	75835	4.37			
540-36-3	1,4-Difluorobenzene	113353	5.12			
3114-55-4	Chlorobenzene-d5	107258	9.32			
3855-82-1	1,4-Dichlorobenzene-d4	55570	12.23			
TENTATIVE IDENTIFIED COMPOUNDS						
60-29-7	Diethyl Ether	12	J		1.45	ug/Kg
000589-34-4	Hexane, 3-methyl-	7.6	J		3.55	ug/Kg
	unknown10.26	6.6	J		10.26	ug/Kg

Report of Analysis

Client:	Tetra Tech NUS, Inc.	Date Collected:	02/21/12
Project:	Bethpage CTO-066	Date Received:	02/23/12
Client Sample ID:	BP-VPB132-GW-942	SDG No.:	D1593
Lab Sample ID:	D1593-02	Matrix:	SOIL
Analytical Method:	SW8260C	% Moisture:	100
Sample Wt/Vol:	4.97 Units: g	Final Vol:	5000 uL
Soil Aliquot Vol:	uL	Test:	VOC-TCLVOA-10
GC Column:	RTX-624 ID : 0.25	Level :	LOW

File ID/Qc Batch:	Dilution:	Prep Date	Date Analyzed	Prep Batch ID
VF031368.D	1		02/23/12	VF022312

CAS Number	Parameter	Conc.	Qualifier	LOD	LOQ / CRQL	Units
004057-42-5	2-Octene, 2,6-dimethyl-	7.5	J		10.9	ug/Kg
002207-03-6	Cyclohexane, 1,3-dimethyl-, trans-	6.4	J		11.22	ug/Kg
000124-18-5	Decane	10	J		11.34	ug/Kg
004110-44-5	Octane, 3,3-dimethyl-	8.0	J		11.69	ug/Kg
	unknown11.91	5.5	J		11.91	ug/Kg
000529-00-0	Cyclohexanone, 5-methyl-2-(1-methy	8.9	J		12.89	ug/Kg
	unknown13.07	6.0	J		13.07	ug/Kg

U = Not Detected

LOQ = Limit of Quantitation

MDL = Method Detection Limit

LOD = Limit of Detection

E = Value Exceeds Calibration Range

Q = indicates LCS control criteria did not meet requirements

J = Estimated Value

B = Analyte Found in Associated Method Blank

N = Presumptive Evidence of a Compound

* = Values outside of QC limits

D = Dilution

Report of Analysis

Client:	Tetra Tech NUS, Inc.	Date Collected:	02/15/12
Project:	Bethpage CTO-066	Date Received:	02/17/12
Client Sample ID:	BP-VPB132-SW-021512	SDG No.:	d1547
Lab Sample ID:	D1547-02	Matrix:	WATER
Analytical Method:	SW8260C	% Moisture:	100
Sample Wt/Vol:	5 Units: mL	Final Vol:	5000 uL
Soil Aliquot Vol:	uL	Test:	VOC-TCLVOA-10
GC Column:	RXI-624 ID : 0.25	Level :	LOW

File ID/Qc Batch:	Dilution:	Prep Date	Date Analyzed	Prep Batch ID
VR003730.D	1		02/17/12	VR021712

CAS Number	Parameter	Conc.	Qualifier	LOD	LOQ / CRQL	Units
TARGETS						
75-71-8	Dichlorodifluoromethane	0.5	U	0.5	1	ug/L
74-87-3	Chloromethane	0.5	U	0.5	1	ug/L
75-01-4	Vinyl Chloride	0.5	U	0.5	1	ug/L
74-83-9	Bromomethane	0.5	U	0.5	1	ug/L
75-00-3	Chloroethane	0.5	U	0.5	1	ug/L
75-69-4	Trichlorofluoromethane	0.5	U	0.5	1	ug/L
76-13-1	1,1,2-Trichlorotrifluoroethane	0.5	U	0.5	1	ug/L
75-35-4	1,1-Dichloroethene	0.5	U	0.5	1	ug/L
67-64-1	Acetone	2.6	J	2.5	5	ug/L
75-15-0	Carbon Disulfide	0.41	J	0.5	1	ug/L
1634-04-4	Methyl tert-butyl Ether	0.5	U	0.5	1	ug/L
79-20-9	Methyl Acetate	0.5	U	0.5	1	ug/L
75-09-2	Methylene Chloride	0.5	U	0.5	1	ug/L
156-60-5	trans-1,2-Dichloroethene	0.5	U	0.5	1	ug/L
75-34-3	1,1-Dichloroethane	0.5	U	0.5	1	ug/L
110-82-7	Cyclohexane	0.5	U	0.5	1	ug/L
78-93-3	2-Butanone	2.5	U	2.5	5	ug/L
56-23-5	Carbon Tetrachloride	0.5	U	0.5	1	ug/L
156-59-2	cis-1,2-Dichloroethene	0.5	U	0.5	1	ug/L
67-66-3	Chloroform	0.5	U	0.5	1	ug/L
71-55-6	1,1,1-Trichloroethane	0.5	U	0.5	1	ug/L
108-87-2	Methylcyclohexane	0.5	U	0.5	1	ug/L
71-43-2	Benzene	0.5	U	0.5	1	ug/L
107-06-2	1,2-Dichloroethane	0.5	U	0.5	1	ug/L
79-01-6	Trichloroethene	0.5	U	0.5	1	ug/L
78-87-5	1,2-Dichloropropane	0.5	U	0.5	1	ug/L
75-27-4	Bromodichloromethane	0.98	J	0.5	1	ug/L
108-10-1	4-Methyl-2-Pentanone	2.5	U	2.5	5	ug/L
108-88-3	Toluene	0.5	U	0.5	1	ug/L
10061-02-6	t-1,3-Dichloropropene	0.5	U	0.5	1	ug/L
10061-01-5	cis-1,3-Dichloropropene	0.5	U	0.5	1	ug/L

Report of Analysis

Client:	Tetra Tech NUS, Inc.		Date Collected:	02/15/12	
Project:	Bethpage CTO-066		Date Received:	02/17/12	
Client Sample ID:	BP-VPB132-SW-021512		SDG No.:	d1547	
Lab Sample ID:	D1547-02		Matrix:	WATER	
Analytical Method:	SW8260C		% Moisture:	100	
Sample Wt/Vol:	5	Units: mL	Final Vol:	5000	uL
Soil Aliquot Vol:		uL	Test:	VOC-TCLVOA-10	
GC Column:	RXI-624	ID : 0.25	Level :	LOW	

File ID/Qc Batch:	Dilution:	Prep Date	Date Analyzed	Prep Batch ID
VR003730.D	1		02/17/12	VR021712

CAS Number	Parameter	Conc.	Qualifier	LOD	LOQ / CRQL	Units
79-00-5	1,1,2-Trichloroethane	0.5	U	0.5	1	ug/L
591-78-6	2-Hexanone	2.5	U	2.5	5	ug/L
124-48-1	Dibromochloromethane	2		0.5	1	ug/L
106-93-4	1,2-Dibromoethane	0.5	U	0.5	1	ug/L
127-18-4	Tetrachloroethene	0.5	U	0.5	1	ug/L
108-90-7	Chlorobenzene	0.5	U	0.5	1	ug/L
100-41-4	Ethyl Benzene	0.5	U	0.5	1	ug/L
179601-23-1	m/p-Xylenes	1	U	1	2	ug/L
95-47-6	o-Xylene	0.5	U	0.5	1	ug/L
100-42-5	Styrene	0.5	U	0.5	1	ug/L
75-25-2	Bromoform	1.4		0.5	1	ug/L
98-82-8	Isopropylbenzene	0.5	U	0.5	1	ug/L
79-34-5	1,1,2,2-Tetrachloroethane	0.5	U	0.5	1	ug/L
541-73-1	1,3-Dichlorobenzene	0.5	U	0.5	1	ug/L
106-46-7	1,4-Dichlorobenzene	0.5	U	0.5	1	ug/L
95-50-1	1,2-Dichlorobenzene	0.5	U	0.5	1	ug/L
96-12-8	1,2-Dibromo-3-Chloropropane	0.5	U	0.5	1	ug/L
120-82-1	1,2,4-Trichlorobenzene	0.5	U	0.5	1	ug/L
SURROGATES						
17060-07-0	1,2-Dichloroethane-d4	46.3		70 - 120	93%	SPK: 50
1868-53-7	Dibromofluoromethane	48.4		85 - 115	97%	SPK: 50
2037-26-5	Toluene-d8	44.2		85 - 120	88%	SPK: 50
460-00-4	4-Bromofluorobenzene	45		75 - 120	90%	SPK: 50
INTERNAL STANDARDS						
363-72-4	Pentafluorobenzene	1445960	7.58			
540-36-3	1,4-Difluorobenzene	2319870	8.5			
3114-55-4	Chlorobenzene-d5	1887240	11.31			
3855-82-1	1,4-Dichlorobenzene-d4	1172480	13.26			



Report of Analysis

Client:	Tetra Tech NUS, Inc.	Date Collected:	02/15/12
Project:	Bethpage CTO-066	Date Received:	02/17/12
Client Sample ID:	BP-VPB132-SW-021512	SDG No.:	d1547
Lab Sample ID:	D1547-02	Matrix:	WATER
Analytical Method:	SW8260C	% Moisture:	100
Sample Wt/Vol:	5 Units: mL	Final Vol:	5000 uL
Soil Aliquot Vol:	uL	Test:	VOC-TCLVOA-10
GC Column:	RXI-624 ID : 0.25	Level :	LOW

File ID/Qc Batch:	Dilution:	Prep Date	Date Analyzed	Prep Batch ID
VR003730.D	1		02/17/12	VR021712

CAS Number	Parameter	Conc.	Qualifier	LOD	LOQ / CRQL	Units
------------	-----------	-------	-----------	-----	------------	-------

U = Not Detected
 LOQ = Limit of Quantitation
 MDL = Method Detection Limit
 LOD = Limit of Detection
 E = Value Exceeds Calibration Range
 Q = indicates LCS control criteria did not meet requirements

J = Estimated Value
 B = Analyte Found in Associated Method Blank
 N = Presumptive Evidence of a Compound
 * = Values outside of QC limits
 D = Dilution

Report of Analysis

Client:	Tetra Tech NUS, Inc.	Date Collected:	02/15/12
Project:	Bethpage CTO-066	Date Received:	02/17/12
Client Sample ID:	BP-VPB132-DM-850	SDG No.:	d1547
Lab Sample ID:	D1547-03	Matrix:	SOIL
Analytical Method:	SW8260C	% Moisture:	100
Sample Wt/Vol:	5.07 Units: g	Final Vol:	5000 uL
Soil Aliquot Vol:	uL	Test:	VOC-TCLVOA-10
GC Column:	RTX-624 ID : 0.25	Level :	LOW

File ID/Qc Batch:	Dilution:	Prep Date	Date Analyzed	Prep Batch ID
VF031266.D	1		02/17/12	VF021712

CAS Number	Parameter	Conc.	Qualifier	LOD	LOQ / CRQL	Units
TARGETS						
75-71-8	Dichlorodifluoromethane	2.45	U	2.45	4.9	ug/Kg
74-87-3	Chloromethane	2.45	U	2.45	4.9	ug/Kg
75-01-4	Vinyl Chloride	2.45	U	2.45	4.9	ug/Kg
74-83-9	Bromomethane	2.45	U	2.45	4.9	ug/Kg
75-00-3	Chloroethane	2.45	U	2.45	4.9	ug/Kg
75-69-4	Trichlorofluoromethane	2.45	U	2.45	4.9	ug/Kg
76-13-1	1,1,2-Trichlorotrifluoroethane	2.45	U	2.45	4.9	ug/Kg
75-35-4	1,1-Dichloroethene	2.45	U	2.45	4.9	ug/Kg
67-64-1	Acetone	29		12.5	25	ug/Kg
75-15-0	Carbon Disulfide	2.45	U	2.45	4.9	ug/Kg
1634-04-4	Methyl tert-butyl Ether	2.45	U	2.45	4.9	ug/Kg
79-20-9	Methyl Acetate	2.45	U	2.45	4.9	ug/Kg
75-09-2	Methylene Chloride	2.45	U	2.45	4.9	ug/Kg
156-60-5	trans-1,2-Dichloroethene	2.45	U	2.45	4.9	ug/Kg
75-34-3	1,1-Dichloroethane	2.45	U	2.45	4.9	ug/Kg
110-82-7	Cyclohexane	2.45	U	2.45	4.9	ug/Kg
78-93-3	2-Butanone	12.5	U	12.5	25	ug/Kg
56-23-5	Carbon Tetrachloride	2.45	U	2.45	4.9	ug/Kg
156-59-2	cis-1,2-Dichloroethene	2.45	U	2.45	4.9	ug/Kg
67-66-3	Chloroform	2.45	U	2.45	4.9	ug/Kg
71-55-6	1,1,1-Trichloroethane	2.45	U	2.45	4.9	ug/Kg
108-87-2	Methylcyclohexane	2.45	U	2.45	4.9	ug/Kg
71-43-2	Benzene	2.45	U	2.45	4.9	ug/Kg
107-06-2	1,2-Dichloroethane	2.45	U	2.45	4.9	ug/Kg
79-01-6	Trichloroethene	2.45	U	2.45	4.9	ug/Kg
78-87-5	1,2-Dichloropropane	2.45	U	2.45	4.9	ug/Kg
75-27-4	Bromodichloromethane	2.45	U	2.45	4.9	ug/Kg
108-10-1	4-Methyl-2-Pentanone	12.5	U	12.5	25	ug/Kg
108-88-3	Toluene	2.45	U	2.45	4.9	ug/Kg
10061-02-6	t-1,3-Dichloropropene	2.45	U	2.45	4.9	ug/Kg
10061-01-5	cis-1,3-Dichloropropene	2.45	U	2.45	4.9	ug/Kg

Report of Analysis

Client:	Tetra Tech NUS, Inc.	Date Collected:	02/15/12
Project:	Bethpage CTO-066	Date Received:	02/17/12
Client Sample ID:	BP-VPB132-DM-850	SDG No.:	d1547
Lab Sample ID:	D1547-03	Matrix:	SOIL
Analytical Method:	SW8260C	% Moisture:	100
Sample Wt/Vol:	5.07 Units: g	Final Vol:	5000 uL
Soil Aliquot Vol:	uL	Test:	VOC-TCLVOA-10
GC Column:	RTX-624 ID : 0.25	Level :	LOW

File ID/Qc Batch:	Dilution:	Prep Date	Date Analyzed	Prep Batch ID
VF031266.D	1		02/17/12	VF021712

CAS Number	Parameter	Conc.	Qualifier	LOD	LOQ / CRQL	Units
79-00-5	1,1,2-Trichloroethane	2.45	U	2.45	4.9	ug/Kg
591-78-6	2-Hexanone	12.5	U	12.5	25	ug/Kg
124-48-1	Dibromochloromethane	2.45	U	2.45	4.9	ug/Kg
106-93-4	1,2-Dibromoethane	2.45	U	2.45	4.9	ug/Kg
127-18-4	Tetrachloroethene	2.45	U	2.45	4.9	ug/Kg
108-90-7	Chlorobenzene	2.45	U	2.45	4.9	ug/Kg
100-41-4	Ethyl Benzene	2.45	U	2.45	4.9	ug/Kg
179601-23-1	m/p-Xylenes	4.95	U	4.95	9.9	ug/Kg
95-47-6	o-Xylene	2.45	U	2.45	4.9	ug/Kg
100-42-5	Styrene	2.45	U	2.45	4.9	ug/Kg
75-25-2	Bromoform	2.45	U	2.45	4.9	ug/Kg
98-82-8	Isopropylbenzene	2.45	U	2.45	4.9	ug/Kg
79-34-5	1,1,2,2-Tetrachloroethane	2.45	U	2.45	4.9	ug/Kg
541-73-1	1,3-Dichlorobenzene	2.45	U	2.45	4.9	ug/Kg
106-46-7	1,4-Dichlorobenzene	2.45	U	2.45	4.9	ug/Kg
95-50-1	1,2-Dichlorobenzene	2.45	U	2.45	4.9	ug/Kg
96-12-8	1,2-Dibromo-3-Chloropropane	2.45	U	2.45	4.9	ug/Kg
120-82-1	1,2,4-Trichlorobenzene	2.45	U	2.45	4.9	ug/Kg
SURROGATES						
17060-07-0	1,2-Dichloroethane-d4	48.4		55 - 158	97%	SPK: 50
1868-53-7	Dibromofluoromethane	49.1		53 - 156	98%	SPK: 50
2037-26-5	Toluene-d8	44.1		85 - 115	88%	SPK: 50
460-00-4	4-Bromofluorobenzene	46.3		85 - 120	93%	SPK: 50
INTERNAL STANDARDS						
363-72-4	Pentafluorobenzene	90991	4.37			
540-36-3	1,4-Difluorobenzene	151271	5.12			
3114-55-4	Chlorobenzene-d5	150691	9.32			
3855-82-1	1,4-Dichlorobenzene-d4	79877	12.23			
TENTATIVE IDENTIFIED COMPOUNDS						
001678-97-3	Cyclohexane, 1,2,3-trimethyl-	8.2	J		10.26	ug/Kg
006783-92-2	Cyclohexane, 1,1,2,3-tetramethyl-	7.4	J		10.9	ug/Kg
004485-13-6	3-Heptene, 4-propyl-	8.1	J		11.21	ug/Kg

Report of Analysis

Client:	Tetra Tech NUS, Inc.	Date Collected:	02/15/12
Project:	Bethpage CTO-066	Date Received:	02/17/12
Client Sample ID:	BP-VPB132-DM-850	SDG No.:	d1547
Lab Sample ID:	D1547-03	Matrix:	SOIL
Analytical Method:	SW8260C	% Moisture:	100
Sample Wt/Vol:	5.07 Units: g	Final Vol:	5000 uL
Soil Aliquot Vol:	uL	Test:	VOC-TCLVOA-10
GC Column:	RTX-624 ID : 0.25	Level :	LOW

File ID/Qc Batch:	Dilution:	Prep Date	Date Analyzed	Prep Batch ID
VF031266.D	1		02/17/12	VF021712

CAS Number	Parameter	Conc.	Qualifier	LOD	LOQ / CRQL	Units
003913-02-8	1-Octanol, 2-butyl-	8.4	J		11.34	ug/Kg
001678-93-9	Cyclohexane, butyl-	5.6	J		11.89	ug/Kg
026186-02-7	1-Tridecyne	6.5	J		12.89	ug/Kg

U = Not Detected

LOQ = Limit of Quantitation

MDL = Method Detection Limit

LOD = Limit of Detection

E = Value Exceeds Calibration Range

Q = indicates LCS control criteria did not meet requirements

J = Estimated Value

B = Analyte Found in Associated Method Blank

N = Presumptive Evidence of a Compound

* = Values outside of QC limits

D = Dilution



Report of Analysis

Client:	Tetra Tech NUS, Inc.	Date Collected:	02/16/12
Project:	Bethpage CTO-066	Date Received:	02/17/12
Client Sample ID:	BP-VPB132-SB-891	SDG No.:	D1547
Lab Sample ID:	D1547-05	Matrix:	SOIL
		% Solid:	81.5

Parameter	Conc.	Qua.	DF	LOD	LOQ / CRQL	Units	Prep Date	Date Ana.	Ana Met.
TOC	870		1	125	250	mg/Kg	02/21/12	02/21/12	9060

Comments:

U = Not Detected
 LOQ = Limit of Quantitation
 MDL = Method Detection Limit
 LOD = Limit of Detection
 D = Dilution
 Q = indicates LCS control criteria did not meet requirements

J = Estimated Value
 B = Analyte Found in Associated Method Blank
 N = Presumptive Evidence of a Compound
 E = Value Exceeds Calibration Range
 OR = Over Range



Report of Analysis

Client:	Tetra Tech NUS, Inc.	Date Collected:	02/22/12
Project:	Bethpage CTO-066	Date Received:	02/23/12
Client Sample ID:	BP-VPB132-SB-971	SDG No.:	D1593
Lab Sample ID:	D1593-03	Matrix:	SOIL
		% Solid:	82.2

Parameter	Conc.	Qua.	DF	LOD	LOQ / CRQL	Units	Prep Date	Date Ana.	Ana Met.
TOC	20000	OR	1	150	300	mg/Kg	02/27/12	02/27/12	9060

Comments:

U = Not Detected
LOQ = Limit of Quantitation
MDL = Method Detection Limit
LOD = Limit of Detection
D = Dilution
Q = indicates LCS control criteria did not meet requirements

J = Estimated Value
B = Analyte Found in Associated Method Blank
N = Presumptive Evidence of a Compound
E = Value Exceeds Calibration Range
OR = Over Range

Report of Analysis

Client:	Tetra Tech NUS, Inc.	Date Collected:	01/24/12
Project:	Bethpage CTO-066	Date Received:	01/27/12
Client Sample ID:	BP-VPB-TB-012412	SDG No.:	D1310
Lab Sample ID:	D1310-01	Matrix:	WATER
Analytical Method:	SW8260B	% Moisture:	100
Sample Wt/Vol:	5 Units: mL	Final Vol:	5000 uL
Soil Aliquot Vol:	uL	Test:	VOC-TCLVOA-10
GC Column:	RTX-VMS ID : 0.18	Level :	LOW

File ID/Qc Batch:	Dilution:	Prep Date	Date Analyzed	Prep Batch ID
VG040589.D	1		01/30/12	VG013012

CAS Number	Parameter	Conc.	Qualifier	MDL	LOQ / CRQL	Units
TARGETS						
75-71-8	Dichlorodifluoromethane	0.5	U	0.2	1	ug/L
74-87-3	Chloromethane	0.5	U	0.2	1	ug/L
75-01-4	Vinyl Chloride	0.5	U	0.34	1	ug/L
74-83-9	Bromomethane	0.5	U	0.2	1	ug/L
75-00-3	Chloroethane	0.5	U	0.2	1	ug/L
75-69-4	Trichlorofluoromethane	0.5	U	0.35	1	ug/L
76-13-1	1,1,2-Trichlorotrifluoroethane	0.5	U	0.45	1	ug/L
75-35-4	1,1-Dichloroethene	0.5	U	0.47	1	ug/L
67-64-1	Acetone	2.5	U	0.5	5	ug/L
75-15-0	Carbon Disulfide	0.5	U	0.2	1	ug/L
1634-04-4	Methyl tert-butyl Ether	0.5	U	0.35	1	ug/L
79-20-9	Methyl Acetate	0.5	U	0.2	1	ug/L
75-09-2	Methylene Chloride	0.5	U	0.41	1	ug/L
156-60-5	trans-1,2-Dichloroethene	0.5	U	0.41	1	ug/L
75-34-3	1,1-Dichloroethane	0.5	U	0.36	1	ug/L
110-82-7	Cyclohexane	0.5	U	0.2	1	ug/L
78-93-3	2-Butanone	2.5	U	1.3	5	ug/L
56-23-5	Carbon Tetrachloride	0.5	U	0.2	1	ug/L
156-59-2	cis-1,2-Dichloroethene	0.5	U	0.35	1	ug/L
67-66-3	Chloroform	0.5	U	0.34	1	ug/L
71-55-6	1,1,1-Trichloroethane	0.5	U	0.4	1	ug/L
108-87-2	Methylcyclohexane	0.5	U	0.2	1	ug/L
71-43-2	Benzene	0.5	U	0.32	1	ug/L
107-06-2	1,2-Dichloroethane	0.5	U	0.48	1	ug/L
79-01-6	Trichloroethene	0.5	U	0.28	1	ug/L
78-87-5	1,2-Dichloropropane	0.5	U	0.46	1	ug/L
75-27-4	Bromodichloromethane	0.5	U	0.36	1	ug/L
108-10-1	4-Methyl-2-Pentanone	2.5	U	2.1	5	ug/L
108-88-3	Toluene	0.5	U	0.37	1	ug/L
10061-02-6	t-1,3-Dichloropropene	0.5	U	0.29	1	ug/L
10061-01-5	cis-1,3-Dichloropropene	0.5	U	0.31	1	ug/L

Report of Analysis

Client:	Tetra Tech NUS, Inc.	Date Collected:	01/24/12
Project:	Bethpage CTO-066	Date Received:	01/27/12
Client Sample ID:	BP-VPB-TB-012412	SDG No.:	D1310
Lab Sample ID:	D1310-01	Matrix:	WATER
Analytical Method:	SW8260B	% Moisture:	100
Sample Wt/Vol:	5 Units: mL	Final Vol:	5000 uL
Soil Aliquot Vol:	uL	Test:	VOC-TCLVOA-10
GC Column:	RTX-VMS ID : 0.18	Level :	LOW

File ID/Qc Batch:	Dilution:	Prep Date	Date Analyzed	Prep Batch ID
VG040589.D	1		01/30/12	VG013012

CAS Number	Parameter	Conc.	Qualifier	MDL	LOQ / CRQL	Units
79-00-5	1,1,2-Trichloroethane	0.5	U	0.38	1	ug/L
591-78-6	2-Hexanone	2.5	U	1.9	5	ug/L
124-48-1	Dibromochloromethane	0.5	U	0.2	1	ug/L
106-93-4	1,2-Dibromoethane	0.5	U	0.41	1	ug/L
127-18-4	Tetrachloroethene	0.5	U	0.27	1	ug/L
108-90-7	Chlorobenzene	0.5	U	0.49	1	ug/L
100-41-4	Ethyl Benzene	0.5	U	0.2	1	ug/L
179601-23-1	m/p-Xylenes	1	U	0.95	2	ug/L
95-47-6	o-Xylene	0.5	U	0.43	1	ug/L
100-42-5	Styrene	0.5	U	0.36	1	ug/L
75-25-2	Bromoform	0.5	U	0.47	1	ug/L
98-82-8	Isopropylbenzene	0.5	U	0.45	1	ug/L
79-34-5	1,1,2,2-Tetrachloroethane	0.5	U	0.31	1	ug/L
541-73-1	1,3-Dichlorobenzene	0.5	U	0.43	1	ug/L
106-46-7	1,4-Dichlorobenzene	0.5	U	0.32	1	ug/L
95-50-1	1,2-Dichlorobenzene	0.5	U	0.45	1	ug/L
96-12-8	1,2-Dibromo-3-Chloropropane	0.5	U	0.46	1	ug/L
120-82-1	1,2,4-Trichlorobenzene	0.5	U	0.2	1	ug/L
SURROGATES						
17060-07-0	1,2-Dichloroethane-d4	49.1		70 - 120	98%	SPK: 50
1868-53-7	Dibromofluoromethane	45.7		85 - 115	91%	SPK: 50
2037-26-5	Toluene-d8	50.1		85 - 120	100%	SPK: 50
460-00-4	4-Bromofluorobenzene	40.6		75 - 120	81%	SPK: 50
INTERNAL STANDARDS						
363-72-4	Pentafluorobenzene	1450630	3.88			
540-36-3	1,4-Difluorobenzene	2007690	4.69			
3114-55-4	Chlorobenzene-d5	1598090	9.67			
3855-82-1	1,4-Dichlorobenzene-d4	797244	13.37			

Report of Analysis

Client:	Tetra Tech NUS, Inc.	Date Collected:	01/30/12
Project:	Bethpage CTO-066	Date Received:	02/03/12
Client Sample ID:	BP-VPB-TB-013012-SJC	SDG No.:	D1396
Lab Sample ID:	D1396-01	Matrix:	WATER
Analytical Method:	SW8260C	% Moisture:	100
Sample Wt/Vol:	5 Units: mL	Final Vol:	5000 uL
Soil Aliquot Vol:	uL	Test:	VOC-TCLVOA-10
GC Column:	RTX-VMS ID : 0.18	Level :	LOW

File ID/Qc Batch:	Dilution:	Prep Date	Date Analyzed	Prep Batch ID
VG040728.D	1		02/03/12	VG020312

CAS Number	Parameter	Conc.	Qualifier	LOD	LOQ / CRQL	Units
TARGETS						
75-71-8	Dichlorodifluoromethane	0.5	U	0.5	1	ug/L
74-87-3	Chloromethane	0.5	U	0.5	1	ug/L
75-01-4	Vinyl Chloride	0.5	U	0.5	1	ug/L
74-83-9	Bromomethane	0.5	U	0.5	1	ug/L
75-00-3	Chloroethane	0.5	U	0.5	1	ug/L
75-69-4	Trichlorofluoromethane	0.5	U	0.5	1	ug/L
76-13-1	1,1,2-Trichlorotrifluoroethane	0.5	U	0.5	1	ug/L
75-35-4	1,1-Dichloroethene	0.5	U	0.5	1	ug/L
67-64-1	Acetone	2.5	U	2.5	5	ug/L
75-15-0	Carbon Disulfide	0.5	U	0.5	1	ug/L
1634-04-4	Methyl tert-butyl Ether	0.5	U	0.5	1	ug/L
79-20-9	Methyl Acetate	0.5	U	0.5	1	ug/L
75-09-2	Methylene Chloride	0.5	U	0.5	1	ug/L
156-60-5	trans-1,2-Dichloroethene	0.5	U	0.5	1	ug/L
75-34-3	1,1-Dichloroethane	0.5	U	0.5	1	ug/L
110-82-7	Cyclohexane	0.5	U	0.5	1	ug/L
78-93-3	2-Butanone	2.5	U	2.5	5	ug/L
56-23-5	Carbon Tetrachloride	0.5	U	0.5	1	ug/L
156-59-2	cis-1,2-Dichloroethene	0.5	U	0.5	1	ug/L
67-66-3	Chloroform	0.5	U	0.5	1	ug/L
71-55-6	1,1,1-Trichloroethane	0.5	U	0.5	1	ug/L
108-87-2	Methylcyclohexane	0.5	U	0.5	1	ug/L
71-43-2	Benzene	0.5	U	0.5	1	ug/L
107-06-2	1,2-Dichloroethane	0.5	U	0.5	1	ug/L
79-01-6	Trichloroethene	0.5	U	0.5	1	ug/L
78-87-5	1,2-Dichloropropane	0.5	U	0.5	1	ug/L
75-27-4	Bromodichloromethane	0.5	U	0.5	1	ug/L
108-10-1	4-Methyl-2-Pentanone	2.5	U	2.5	5	ug/L
108-88-3	Toluene	0.5	U	0.5	1	ug/L
10061-02-6	t-1,3-Dichloropropene	0.5	U	0.5	1	ug/L
10061-01-5	cis-1,3-Dichloropropene	0.5	U	0.5	1	ug/L

Report of Analysis

Client:	Tetra Tech NUS, Inc.	Date Collected:	01/30/12
Project:	Bethpage CTO-066	Date Received:	02/03/12
Client Sample ID:	BP-VPB-TB-013012-SJC	SDG No.:	D1396
Lab Sample ID:	D1396-01	Matrix:	WATER
Analytical Method:	SW8260C	% Moisture:	100
Sample Wt/Vol:	5 Units: mL	Final Vol:	5000 uL
Soil Aliquot Vol:	uL	Test:	VOC-TCLVOA-10
GC Column:	RTX-VMS ID: 0.18	Level :	LOW

File ID/Qc Batch:	Dilution:	Prep Date	Date Analyzed	Prep Batch ID
VG040728.D	1		02/03/12	VG020312

CAS Number	Parameter	Conc.	Qualifier	LOD	LOQ / CRQL	Units
79-00-5	1,1,2-Trichloroethane	0.5	U	0.5	1	ug/L
591-78-6	2-Hexanone	2.5	U	2.5	5	ug/L
124-48-1	Dibromochloromethane	0.5	U	0.5	1	ug/L
106-93-4	1,2-Dibromoethane	0.5	U	0.5	1	ug/L
127-18-4	Tetrachloroethene	0.5	U	0.5	1	ug/L
108-90-7	Chlorobenzene	0.5	U	0.5	1	ug/L
100-41-4	Ethyl Benzene	0.5	U	0.5	1	ug/L
179601-23-1	m/p-Xylenes	1	U	1	2	ug/L
95-47-6	o-Xylene	0.5	U	0.5	1	ug/L
100-42-5	Styrene	0.5	U	0.5	1	ug/L
75-25-2	Bromoform	0.5	U	0.5	1	ug/L
98-82-8	Isopropylbenzene	0.5	U	0.5	1	ug/L
79-34-5	1,1,2,2-Tetrachloroethane	0.5	U	0.5	1	ug/L
541-73-1	1,3-Dichlorobenzene	0.5	U	0.5	1	ug/L
106-46-7	1,4-Dichlorobenzene	0.5	U	0.5	1	ug/L
95-50-1	1,2-Dichlorobenzene	0.5	U	0.5	1	ug/L
96-12-8	1,2-Dibromo-3-Chloropropane	0.5	U	0.5	1	ug/L
120-82-1	1,2,4-Trichlorobenzene	0.5	U	0.5	1	ug/L
SURROGATES						
17060-07-0	1,2-Dichloroethane-d4	57.6		70 - 120	115%	SPK: 50
1868-53-7	Dibromofluoromethane	48.8		85 - 115	98%	SPK: 50
2037-26-5	Toluene-d8	51		85 - 120	102%	SPK: 50
460-00-4	4-Bromofluorobenzene	41.7		75 - 120	83%	SPK: 50
INTERNAL STANDARDS						
363-72-4	Pentafluorobenzene	1060690	3.88			
540-36-3	1,4-Difluorobenzene	1432730	4.68			
3114-55-4	Chlorobenzene-d5	1147520	9.65			
3855-82-1	1,4-Dichlorobenzene-d4	578218	13.37			



284 Sheffield Street, Mountainside NJ 07092 (908)-789-8900 Fax : 908 789 8922

Report of Analysis

Client:	Tetra Tech NUS, Inc.	Date Collected:	01/30/12
Project:	Bethpage CTO-066	Date Received:	02/03/12
Client Sample ID:	BP-VPB-TB-013012-SJC	SDG No.:	D1396
Lab Sample ID:	D1396-01	Matrix:	WATER
Analytical Method:	SW8260C	% Moisture:	100
Sample Wt/Vol:	5 Units: mL	Final Vol:	5000 uL
Soil Aliquot Vol:	uL	Test:	VOC-TCLVOA-10
GC Column:	RTX-VMS ID : 0.18	Level :	LOW

File ID/Qc Batch:	Dilution:	Prep Date	Date Analyzed	Prep Batch ID
VG040728.D	1		02/03/12	VG020312

CAS Number	Parameter	Conc.	Qualifier	LOD	LOQ / CRQL	Units
------------	-----------	-------	-----------	-----	------------	-------

U = Not Detected

LOQ = Limit of Quantitation

MDL = Method Detection Limit

LOD = Limit of Detection

E = Value Exceeds Calibration Range

Q = indicates LCS control criteria did not meet requirements

J = Estimated Value

B = Analyte Found in Associated Method Blank

N = Presumptive Evidence of a Compound

* = Values outside of QC limits

D = Dilution

Report of Analysis

Client:	Tetra Tech NUS, Inc.	Date Collected:	02/03/12
Project:	Bethpage CTO-066	Date Received:	02/08/12
Client Sample ID:	BP-VPB-TB-020312-SJC	SDG No.:	D1437
Lab Sample ID:	D1437-01	Matrix:	WATER
Analytical Method:	SW8260C	% Moisture:	100
Sample Wt/Vol:	5 Units: mL	Final Vol:	5000 uL
Soil Aliquot Vol:	uL	Test:	VOC-TCLVOA-10
GC Column:	RXI-624 ID : 0.25	Level :	LOW

File ID/Qc Batch:	Dilution:	Prep Date	Date Analyzed	Prep Batch ID
VR003574.D	1		02/10/12	VR021012

CAS Number	Parameter	Conc.	Qualifier	LOD	LOQ / CRQL	Units
TARGETS						
75-71-8	Dichlorodifluoromethane	0.5	U	0.5	1	ug/L
74-87-3	Chloromethane	0.5	U	0.5	1	ug/L
75-01-4	Vinyl Chloride	0.5	U	0.5	1	ug/L
74-83-9	Bromomethane	0.5	U	0.5	1	ug/L
75-00-3	Chloroethane	0.5	U	0.5	1	ug/L
75-69-4	Trichlorofluoromethane	0.5	U	0.5	1	ug/L
76-13-1	1,1,2-Trichlorotrifluoroethane	0.5	U	0.5	1	ug/L
75-35-4	1,1-Dichloroethene	0.5	U	0.5	1	ug/L
67-64-1	Acetone	2.5	U	2.5	5	ug/L
75-15-0	Carbon Disulfide	0.5	U	0.5	1	ug/L
1634-04-4	Methyl tert-butyl Ether	0.5	U	0.5	1	ug/L
79-20-9	Methyl Acetate	0.5	U	0.5	1	ug/L
75-09-2	Methylene Chloride	0.5	U	0.5	1	ug/L
156-60-5	trans-1,2-Dichloroethene	0.5	U	0.5	1	ug/L
75-34-3	1,1-Dichloroethane	0.5	U	0.5	1	ug/L
110-82-7	Cyclohexane	0.5	U	0.5	1	ug/L
78-93-3	2-Butanone	2.5	U	2.5	5	ug/L
56-23-5	Carbon Tetrachloride	0.5	U	0.5	1	ug/L
156-59-2	cis-1,2-Dichloroethene	0.5	U	0.5	1	ug/L
67-66-3	Chloroform	0.5	U	0.5	1	ug/L
71-55-6	1,1,1-Trichloroethane	0.5	U	0.5	1	ug/L
108-87-2	Methylcyclohexane	0.5	U	0.5	1	ug/L
71-43-2	Benzene	0.5	U	0.5	1	ug/L
107-06-2	1,2-Dichloroethane	0.5	U	0.5	1	ug/L
79-01-6	Trichloroethene	0.5	U	0.5	1	ug/L
78-87-5	1,2-Dichloropropane	0.5	U	0.5	1	ug/L
75-27-4	Bromodichloromethane	0.5	U	0.5	1	ug/L
108-10-1	4-Methyl-2-Pentanone	2.5	U	2.5	5	ug/L
108-88-3	Toluene	0.5	U	0.5	1	ug/L
10061-02-6	t-1,3-Dichloropropene	0.5	U	0.5	1	ug/L
10061-01-5	cis-1,3-Dichloropropene	0.5	U	0.5	1	ug/L

Report of Analysis

Client:	Tetra Tech NUS, Inc.	Date Collected:	02/03/12
Project:	Bethpage CTO-066	Date Received:	02/08/12
Client Sample ID:	BP-VPB-TB-020312-SJC	SDG No.:	D1437
Lab Sample ID:	D1437-01	Matrix:	WATER
Analytical Method:	SW8260C	% Moisture:	100
Sample Wt/Vol:	5 Units: mL	Final Vol:	5000 uL
Soil Aliquot Vol:	uL	Test:	VOC-TCLVOA-10
GC Column:	RXI-624 ID : 0.25	Level :	LOW

File ID/Qc Batch:	Dilution:	Prep Date	Date Analyzed	Prep Batch ID
VR003574.D	1		02/10/12	VR021012

CAS Number	Parameter	Conc.	Qualifier	LOD	LOQ / CRQL	Units
79-00-5	1,1,2-Trichloroethane	0.5	U	0.5	1	ug/L
591-78-6	2-Hexanone	2.5	U	2.5	5	ug/L
124-48-1	Dibromochloromethane	0.5	U	0.5	1	ug/L
106-93-4	1,2-Dibromoethane	0.5	U	0.5	1	ug/L
127-18-4	Tetrachloroethene	0.5	U	0.5	1	ug/L
108-90-7	Chlorobenzene	0.5	U	0.5	1	ug/L
100-41-4	Ethyl Benzene	0.5	U	0.5	1	ug/L
179601-23-1	m/p-Xylenes	1	U	1	2	ug/L
95-47-6	o-Xylene	0.5	U	0.5	1	ug/L
100-42-5	Styrene	0.5	U	0.5	1	ug/L
75-25-2	Bromoform	0.5	U	0.5	1	ug/L
98-82-8	Isopropylbenzene	0.5	U	0.5	1	ug/L
79-34-5	1,1,2,2-Tetrachloroethane	0.5	U	0.5	1	ug/L
541-73-1	1,3-Dichlorobenzene	0.5	U	0.5	1	ug/L
106-46-7	1,4-Dichlorobenzene	0.5	U	0.5	1	ug/L
95-50-1	1,2-Dichlorobenzene	0.5	U	0.5	1	ug/L
96-12-8	1,2-Dibromo-3-Chloropropane	0.5	U	0.5	1	ug/L
120-82-1	1,2,4-Trichlorobenzene	0.5	U	0.5	1	ug/L
SURROGATES						
17060-07-0	1,2-Dichloroethane-d4	46.4		70 - 120	93%	SPK: 50
1868-53-7	Dibromofluoromethane	47.8		85 - 115	96%	SPK: 50
2037-26-5	Toluene-d8	46.2		85 - 120	92%	SPK: 50
460-00-4	4-Bromofluorobenzene	46.3		75 - 120	93%	SPK: 50
INTERNAL STANDARDS						
363-72-4	Pentafluorobenzene	1735140	7.58			
540-36-3	1,4-Difluorobenzene	2836470	8.5			
3114-55-4	Chlorobenzene-d5	2335830	11.31			
3855-82-1	1,4-Dichlorobenzene-d4	1405910	13.26			

Report of Analysis

Client:	Tetra Tech NUS, Inc.	Date Collected:	02/03/12
Project:	Bethpage CTO-066	Date Received:	02/08/12
Client Sample ID:	BP-VPB-TB-020312-SJC	SDG No.:	D1437
Lab Sample ID:	D1437-01	Matrix:	WATER
Analytical Method:	SW8260C	% Moisture:	100
Sample Wt/Vol:	5 Units: mL	Final Vol:	5000 uL
Soil Aliquot Vol:	uL	Test:	VOC-TCLVOA-10
GC Column:	RXI-624 ID : 0.25	Level :	LOW

File ID/Qc Batch:	Dilution:	Prep Date	Date Analyzed	Prep Batch ID
VR003574.D	1		02/10/12	VR021012

CAS Number	Parameter	Conc.	Qualifier	LOD	LOQ / CRQL	Units
------------	-----------	-------	-----------	-----	------------	-------

U = Not Detected

LOQ = Limit of Quantitation

MDL = Method Detection Limit

LOD = Limit of Detection

E = Value Exceeds Calibration Range

Q = indicates LCS control criteria did not meet requirements

J = Estimated Value

B = Analyte Found in Associated Method Blank

N = Presumptive Evidence of a Compound

* = Values outside of QC limits

D = Dilution

Report of Analysis

Client:	Tetra Tech NUS, Inc.	Date Collected:	02/08/12
Project:	Bethpage CTO-066	Date Received:	02/10/12
Client Sample ID:	BP-VPB-TB-020812-SJC	SDG No.:	D1473
Lab Sample ID:	D1473-01	Matrix:	WATER
Analytical Method:	SW8260C	% Moisture:	100
Sample Wt/Vol:	5 Units: mL	Final Vol:	5000 uL
Soil Aliquot Vol:	uL	Test:	VOC-TCLVOA-10
GC Column:	RXI-624 ID : 0.25	Level :	LOW

File ID/Qc Batch:	Dilution:	Prep Date	Date Analyzed	Prep Batch ID
VR003622.D	1		02/14/12	VR021412

CAS Number	Parameter	Conc.	Qualifier	LOD	LOQ / CRQL	Units
TARGETS						
75-71-8	Dichlorodifluoromethane	0.5	U	0.5	1	ug/L
74-87-3	Chloromethane	0.5	U	0.5	1	ug/L
75-01-4	Vinyl Chloride	0.5	U	0.5	1	ug/L
74-83-9	Bromomethane	0.5	U	0.5	1	ug/L
75-00-3	Chloroethane	0.5	U	0.5	1	ug/L
75-69-4	Trichlorofluoromethane	0.5	U	0.5	1	ug/L
76-13-1	1,1,2-Trichlorotrifluoroethane	0.5	U	0.5	1	ug/L
75-35-4	1,1-Dichloroethene	0.5	U	0.5	1	ug/L
67-64-1	Acetone	2.5	U	2.5	5	ug/L
75-15-0	Carbon Disulfide	0.5	U	0.5	1	ug/L
1634-04-4	Methyl tert-butyl Ether	0.5	U	0.5	1	ug/L
79-20-9	Methyl Acetate	0.5	U	0.5	1	ug/L
75-09-2	Methylene Chloride	0.5	U	0.5	1	ug/L
156-60-5	trans-1,2-Dichloroethene	0.5	U	0.5	1	ug/L
75-34-3	1,1-Dichloroethane	0.5	U	0.5	1	ug/L
110-82-7	Cyclohexane	0.5	U	0.5	1	ug/L
78-93-3	2-Butanone	2.5	U	2.5	5	ug/L
56-23-5	Carbon Tetrachloride	0.5	U	0.5	1	ug/L
156-59-2	cis-1,2-Dichloroethene	0.5	U	0.5	1	ug/L
67-66-3	Chloroform	0.5	U	0.5	1	ug/L
71-55-6	1,1,1-Trichloroethane	0.5	U	0.5	1	ug/L
108-87-2	Methylcyclohexane	0.5	U	0.5	1	ug/L
71-43-2	Benzene	0.5	U	0.5	1	ug/L
107-06-2	1,2-Dichloroethane	0.5	U	0.5	1	ug/L
79-01-6	Trichloroethene	0.5	U	0.5	1	ug/L
78-87-5	1,2-Dichloropropane	0.5	U	0.5	1	ug/L
75-27-4	Bromodichloromethane	0.5	U	0.5	1	ug/L
108-10-1	4-Methyl-2-Pentanone	2.5	U	2.5	5	ug/L
108-88-3	Toluene	0.5	U	0.5	1	ug/L
10061-02-6	t-1,3-Dichloropropene	0.5	U	0.5	1	ug/L
10061-01-5	cis-1,3-Dichloropropene	0.5	U	0.5	1	ug/L

Report of Analysis

Client:	Tetra Tech NUS, Inc.	Date Collected:	02/08/12
Project:	Bethpage CTO-066	Date Received:	02/10/12
Client Sample ID:	BP-VPB-TB-020812-SJC	SDG No.:	D1473
Lab Sample ID:	D1473-01	Matrix:	WATER
Analytical Method:	SW8260C	% Moisture:	100
Sample Wt/Vol:	5 Units: mL	Final Vol:	5000 uL
Soil Aliquot Vol:	uL	Test:	VOC-TCLVOA-10
GC Column:	RXI-624 ID : 0.25	Level :	LOW

File ID/Qc Batch:	Dilution:	Prep Date	Date Analyzed	Prep Batch ID
VR003622.D	1		02/14/12	VR021412

CAS Number	Parameter	Conc.	Qualifier	LOD	LOQ / CRQL	Units
79-00-5	1,1,2-Trichloroethane	0.5	U	0.5	1	ug/L
591-78-6	2-Hexanone	2.5	U	2.5	5	ug/L
124-48-1	Dibromochloromethane	0.5	U	0.5	1	ug/L
106-93-4	1,2-Dibromoethane	0.5	U	0.5	1	ug/L
127-18-4	Tetrachloroethene	0.5	U	0.5	1	ug/L
108-90-7	Chlorobenzene	0.5	U	0.5	1	ug/L
100-41-4	Ethyl Benzene	0.5	U	0.5	1	ug/L
179601-23-1	m/p-Xylenes	1	U	1	2	ug/L
95-47-6	o-Xylene	0.5	U	0.5	1	ug/L
100-42-5	Styrene	0.5	U	0.5	1	ug/L
75-25-2	Bromoform	0.5	U	0.5	1	ug/L
98-82-8	Isopropylbenzene	0.5	U	0.5	1	ug/L
79-34-5	1,1,2,2-Tetrachloroethane	0.5	U	0.5	1	ug/L
541-73-1	1,3-Dichlorobenzene	0.5	U	0.5	1	ug/L
106-46-7	1,4-Dichlorobenzene	0.5	U	0.5	1	ug/L
95-50-1	1,2-Dichlorobenzene	0.5	U	0.5	1	ug/L
96-12-8	1,2-Dibromo-3-Chloropropane	0.5	U	0.5	1	ug/L
120-82-1	1,2,4-Trichlorobenzene	0.5	U	0.5	1	ug/L
SURROGATES						
17060-07-0	1,2-Dichloroethane-d4	46.1		70 - 120	92%	SPK: 50
1868-53-7	Dibromofluoromethane	47.5		85 - 115	95%	SPK: 50
2037-26-5	Toluene-d8	45.6		85 - 120	91%	SPK: 50
460-00-4	4-Bromofluorobenzene	45.5		75 - 120	91%	SPK: 50
INTERNAL STANDARDS						
363-72-4	Pentafluorobenzene	1587840	7.57			
540-36-3	1,4-Difluorobenzene	2612700	8.5			
3114-55-4	Chlorobenzene-d5	2129290	11.31			
3855-82-1	1,4-Dichlorobenzene-d4	1298120	13.26			

Report of Analysis

Client:	Tetra Tech NUS, Inc.	Date Collected:	02/08/12
Project:	Bethpage CTO-066	Date Received:	02/10/12
Client Sample ID:	BP-VPB-TB-020812-SJC	SDG No.:	D1473
Lab Sample ID:	D1473-01	Matrix:	WATER
Analytical Method:	SW8260C	% Moisture:	100
Sample Wt/Vol:	5 Units: mL	Final Vol:	5000 uL
Soil Aliquot Vol:	uL	Test:	VOC-TCLVOA-10
GC Column:	RXI-624 ID : 0.25	Level :	LOW

File ID/Qc Batch:	Dilution:	Prep Date	Date Analyzed	Prep Batch ID
VR003622.D	1		02/14/12	VR021412

CAS Number	Parameter	Conc.	Qualifier	LOD	LOQ / CRQL	Units
-------------------	------------------	--------------	------------------	------------	-------------------	--------------

U = Not Detected

LOQ = Limit of Quantitation

MDL = Method Detection Limit

LOD = Limit of Detection

E = Value Exceeds Calibration Range

Q = indicates LCS control criteria did not meet requirements

J = Estimated Value

B = Analyte Found in Associated Method Blank

N = Presumptive Evidence of a Compound

* = Values outside of QC limits

D = Dilution

Report of Analysis

Client:	Tetra Tech NUS, Inc.	Date Collected:	02/13/12
Project:	Bethpage CTO-066	Date Received:	02/15/12
Client Sample ID:	BP-VPB-TB-021312	SDG No.:	D1516
Lab Sample ID:	D1516-01	Matrix:	WATER
Analytical Method:	SW8260C	% Moisture:	100
Sample Wt/Vol:	5 Units: mL	Final Vol:	5000 uL
Soil Aliquot Vol:	uL	Test:	VOC-TCLVOA-10
GC Column:	RTX-VMS ID: 0.18	Level :	LOW

File ID/Qc Batch:	Dilution:	Prep Date	Date Analyzed	Prep Batch ID
VG040875.D	1		02/16/12	VG021612

CAS Number	Parameter	Conc.	Qualifier	LOD	LOQ / CRQL	Units
TARGETS						
75-71-8	Dichlorodifluoromethane	0.5	UQ	0.5	1	ug/L
74-87-3	Chloromethane	0.5	U	0.5	1	ug/L
75-01-4	Vinyl Chloride	0.5	U	0.5	1	ug/L
74-83-9	Bromomethane	0.5	U	0.5	1	ug/L
75-00-3	Chloroethane	0.5	U	0.5	1	ug/L
75-69-4	Trichlorofluoromethane	0.5	U	0.5	1	ug/L
76-13-1	1,1,2-Trichlorotrifluoroethane	0.5	U	0.5	1	ug/L
75-35-4	1,1-Dichloroethene	0.5	U	0.5	1	ug/L
67-64-1	Acetone	2.5	U	2.5	5	ug/L
75-15-0	Carbon Disulfide	0.5	U	0.5	1	ug/L
1634-04-4	Methyl tert-butyl Ether	0.5	U	0.5	1	ug/L
79-20-9	Methyl Acetate	0.5	U	0.5	1	ug/L
75-09-2	Methylene Chloride	0.5	U	0.5	1	ug/L
156-60-5	trans-1,2-Dichloroethene	0.5	U	0.5	1	ug/L
75-34-3	1,1-Dichloroethane	0.5	U	0.5	1	ug/L
110-82-7	Cyclohexane	0.5	U	0.5	1	ug/L
78-93-3	2-Butanone	2.5	U	2.5	5	ug/L
56-23-5	Carbon Tetrachloride	0.5	U	0.5	1	ug/L
156-59-2	cis-1,2-Dichloroethene	0.5	U	0.5	1	ug/L
67-66-3	Chloroform	0.5	U	0.5	1	ug/L
71-55-6	1,1,1-Trichloroethane	0.5	U	0.5	1	ug/L
108-87-2	Methylcyclohexane	0.5	U	0.5	1	ug/L
71-43-2	Benzene	0.5	U	0.5	1	ug/L
107-06-2	1,2-Dichloroethane	0.5	U	0.5	1	ug/L
79-01-6	Trichloroethene	0.5	U	0.5	1	ug/L
78-87-5	1,2-Dichloropropane	0.5	U	0.5	1	ug/L
75-27-4	Bromodichloromethane	0.5	U	0.5	1	ug/L
108-10-1	4-Methyl-2-Pentanone	2.5	U	2.5	5	ug/L
108-88-3	Toluene	0.5	U	0.5	1	ug/L
10061-02-6	t-1,3-Dichloropropene	0.5	U	0.5	1	ug/L
10061-01-5	cis-1,3-Dichloropropene	0.5	U	0.5	1	ug/L

Report of Analysis

Client:	Tetra Tech NUS, Inc.	Date Collected:	02/13/12
Project:	Bethpage CTO-066	Date Received:	02/15/12
Client Sample ID:	BP-VPB-TB-021312	SDG No.:	D1516
Lab Sample ID:	D1516-01	Matrix:	WATER
Analytical Method:	SW8260C	% Moisture:	100
Sample Wt/Vol:	5 Units: mL	Final Vol:	5000 uL
Soil Aliquot Vol:	uL	Test:	VOC-TCLVOA-10
GC Column:	RTX-VMS ID : 0.18	Level :	LOW

File ID/Qc Batch:	Dilution:	Prep Date	Date Analyzed	Prep Batch ID
VG040875.D	1		02/16/12	VG021612

CAS Number	Parameter	Conc.	Qualifier	LOD	LOQ / CRQL	Units
79-00-5	1,1,2-Trichloroethane	0.5	U	0.5	1	ug/L
591-78-6	2-Hexanone	2.5	UQ	2.5	5	ug/L
124-48-1	Dibromochloromethane	0.5	U	0.5	1	ug/L
106-93-4	1,2-Dibromoethane	0.5	U	0.5	1	ug/L
127-18-4	Tetrachloroethene	0.5	U	0.5	1	ug/L
108-90-7	Chlorobenzene	0.5	U	0.5	1	ug/L
100-41-4	Ethyl Benzene	0.5	U	0.5	1	ug/L
179601-23-1	m/p-Xylenes	1	U	1	2	ug/L
95-47-6	o-Xylene	0.5	U	0.5	1	ug/L
100-42-5	Styrene	0.5	U	0.5	1	ug/L
75-25-2	Bromoform	0.5	U	0.5	1	ug/L
98-82-8	Isopropylbenzene	0.5	U	0.5	1	ug/L
79-34-5	1,1,2,2-Tetrachloroethane	0.5	U	0.5	1	ug/L
541-73-1	1,3-Dichlorobenzene	0.5	U	0.5	1	ug/L
106-46-7	1,4-Dichlorobenzene	0.5	U	0.5	1	ug/L
95-50-1	1,2-Dichlorobenzene	0.5	U	0.5	1	ug/L
96-12-8	1,2-Dibromo-3-Chloropropane	0.5	U	0.5	1	ug/L
120-82-1	1,2,4-Trichlorobenzene	0.5	U	0.5	1	ug/L
SURROGATES						
17060-07-0	1,2-Dichloroethane-d4	45.6		70 - 120	91%	SPK: 50
1868-53-7	Dibromofluoromethane	50		85 - 115	100%	SPK: 50
2037-26-5	Toluene-d8	48.3		85 - 120	97%	SPK: 50
460-00-4	4-Bromofluorobenzene	49.5		75 - 120	99%	SPK: 50
INTERNAL STANDARDS						
363-72-4	Pentafluorobenzene	834175	3.9			
540-36-3	1,4-Difluorobenzene	1311380	4.71			
3114-55-4	Chlorobenzene-d5	2064390	9.67			
3855-82-1	1,4-Dichlorobenzene-d4	956005	13.38			



284 Sheffield Street, Mountainside NJ 07092 (908)-789-8900 Fax : 908 789 8922

Report of Analysis

Client:	Tetra Tech NUS, Inc.	Date Collected:	02/13/12
Project:	Bethpage CTO-066	Date Received:	02/15/12
Client Sample ID:	BP-VPB-TB-021312	SDG No.:	D1516
Lab Sample ID:	D1516-01	Matrix:	WATER
Analytical Method:	SW8260C	% Moisture:	100
Sample Wt/Vol:	5 Units: mL	Final Vol:	5000 uL
Soil Aliquot Vol:	uL	Test:	VOC-TCLVOA-10
GC Column:	RTX-VMS ID : 0.18	Level :	LOW

File ID/Qc Batch:	Dilution:	Prep Date	Date Analyzed	Prep Batch ID
VG040875.D	1		02/16/12	VG021612

CAS Number	Parameter	Conc.	Qualifier	LOD	LOQ / CRQL	Units
------------	-----------	-------	-----------	-----	------------	-------

U = Not Detected
LOQ = Limit of Quantitation
MDL = Method Detection Limit
LOD = Limit of Detection
E = Value Exceeds Calibration Range
Q = indicates LCS control criteria did not meet requirements

J = Estimated Value
B = Analyte Found in Associated Method Blank
N = Presumptive Evidence of a Compound
* = Values outside of QC limits
D = Dilution

Report of Analysis

Client:	Tetra Tech NUS, Inc.	Date Collected:	02/15/12
Project:	Bethpage CTO-066	Date Received:	02/17/12
Client Sample ID:	BP-VPB-TB-021512	SDG No.:	d1547
Lab Sample ID:	D1547-01	Matrix:	WATER
Analytical Method:	SW8260C	% Moisture:	100
Sample Wt/Vol:	5 Units: mL	Final Vol:	5000 uL
Soil Aliquot Vol:	uL	Test:	VOC-TCLVOA-10
GC Column:	RXI-624 ID : 0.25	Level :	LOW

File ID/Qc Batch:	Dilution:	Prep Date	Date Analyzed	Prep Batch ID
VR003729.D	1		02/17/12	VR021712

CAS Number	Parameter	Conc.	Qualifier	LOD	LOQ / CRQL	Units
TARGETS						
75-71-8	Dichlorodifluoromethane	0.5	U	0.5	1	ug/L
74-87-3	Chloromethane	0.5	U	0.5	1	ug/L
75-01-4	Vinyl Chloride	0.5	U	0.5	1	ug/L
74-83-9	Bromomethane	0.5	U	0.5	1	ug/L
75-00-3	Chloroethane	0.5	U	0.5	1	ug/L
75-69-4	Trichlorofluoromethane	0.5	U	0.5	1	ug/L
76-13-1	1,1,2-Trichlorotrifluoroethane	0.5	U	0.5	1	ug/L
75-35-4	1,1-Dichloroethene	0.5	U	0.5	1	ug/L
67-64-1	Acetone	2.5	U	2.5	5	ug/L
75-15-0	Carbon Disulfide	0.5	U	0.5	1	ug/L
1634-04-4	Methyl tert-butyl Ether	0.5	U	0.5	1	ug/L
79-20-9	Methyl Acetate	0.5	U	0.5	1	ug/L
75-09-2	Methylene Chloride	0.5	U	0.5	1	ug/L
156-60-5	trans-1,2-Dichloroethene	0.5	U	0.5	1	ug/L
75-34-3	1,1-Dichloroethane	0.5	U	0.5	1	ug/L
110-82-7	Cyclohexane	0.5	U	0.5	1	ug/L
78-93-3	2-Butanone	2.5	U	2.5	5	ug/L
56-23-5	Carbon Tetrachloride	0.5	U	0.5	1	ug/L
156-59-2	cis-1,2-Dichloroethene	0.5	U	0.5	1	ug/L
67-66-3	Chloroform	0.5	U	0.5	1	ug/L
71-55-6	1,1,1-Trichloroethane	0.5	U	0.5	1	ug/L
108-87-2	Methylcyclohexane	0.5	U	0.5	1	ug/L
71-43-2	Benzene	0.5	U	0.5	1	ug/L
107-06-2	1,2-Dichloroethane	0.5	U	0.5	1	ug/L
79-01-6	Trichloroethene	0.5	U	0.5	1	ug/L
78-87-5	1,2-Dichloropropane	0.5	U	0.5	1	ug/L
75-27-4	Bromodichloromethane	0.5	U	0.5	1	ug/L
108-10-1	4-Methyl-2-Pentanone	2.5	U	2.5	5	ug/L
108-88-3	Toluene	0.5	U	0.5	1	ug/L
10061-02-6	t-1,3-Dichloropropene	0.5	U	0.5	1	ug/L
10061-01-5	cis-1,3-Dichloropropene	0.5	U	0.5	1	ug/L

Report of Analysis

Client:	Tetra Tech NUS, Inc.	Date Collected:	02/15/12
Project:	Bethpage CTO-066	Date Received:	02/17/12
Client Sample ID:	BP-VPB-TB-021512	SDG No.:	d1547
Lab Sample ID:	D1547-01	Matrix:	WATER
Analytical Method:	SW8260C	% Moisture:	100
Sample Wt/Vol:	5 Units: mL	Final Vol:	5000 uL
Soil Aliquot Vol:	uL	Test:	VOC-TCLVOA-10
GC Column:	RXI-624 ID : 0.25	Level :	LOW

File ID/Qc Batch:	Dilution:	Prep Date	Date Analyzed	Prep Batch ID
VR003729.D	1		02/17/12	VR021712

CAS Number	Parameter	Conc.	Qualifier	LOD	LOQ / CRQL	Units
79-00-5	1,1,2-Trichloroethane	0.5	U	0.5	1	ug/L
591-78-6	2-Hexanone	2.5	U	2.5	5	ug/L
124-48-1	Dibromochloromethane	0.5	U	0.5	1	ug/L
106-93-4	1,2-Dibromoethane	0.5	U	0.5	1	ug/L
127-18-4	Tetrachloroethene	0.5	U	0.5	1	ug/L
108-90-7	Chlorobenzene	0.5	U	0.5	1	ug/L
100-41-4	Ethyl Benzene	0.5	U	0.5	1	ug/L
179601-23-1	m/p-Xylenes	1	U	1	2	ug/L
95-47-6	o-Xylene	0.5	U	0.5	1	ug/L
100-42-5	Styrene	0.5	U	0.5	1	ug/L
75-25-2	Bromoform	0.5	U	0.5	1	ug/L
98-82-8	Isopropylbenzene	0.5	U	0.5	1	ug/L
79-34-5	1,1,2,2-Tetrachloroethane	0.5	U	0.5	1	ug/L
541-73-1	1,3-Dichlorobenzene	0.5	U	0.5	1	ug/L
106-46-7	1,4-Dichlorobenzene	0.5	U	0.5	1	ug/L
95-50-1	1,2-Dichlorobenzene	0.5	U	0.5	1	ug/L
96-12-8	1,2-Dibromo-3-Chloropropane	0.5	U	0.5	1	ug/L
120-82-1	1,2,4-Trichlorobenzene	0.5	U	0.5	1	ug/L
SURROGATES						
17060-07-0	1,2-Dichloroethane-d4	46.8		70 - 120	94%	SPK: 50
1868-53-7	Dibromofluoromethane	48.2		85 - 115	96%	SPK: 50
2037-26-5	Toluene-d8	45.5		85 - 120	91%	SPK: 50
460-00-4	4-Bromofluorobenzene	45.9		75 - 120	92%	SPK: 50
INTERNAL STANDARDS						
363-72-4	Pentafluorobenzene	1459330	7.58			
540-36-3	1,4-Difluorobenzene	2355430	8.5			
3114-55-4	Chlorobenzene-d5	1923310	11.32			
3855-82-1	1,4-Dichlorobenzene-d4	1174930	13.26			

Report of Analysis

Client:	Tetra Tech NUS, Inc.	Date Collected:	02/15/12
Project:	Bethpage CTO-066	Date Received:	02/17/12
Client Sample ID:	BP-VPB-TB-021512	SDG No.:	d1547
Lab Sample ID:	D1547-01	Matrix:	WATER
Analytical Method:	SW8260C	% Moisture:	100
Sample Wt/Vol:	5 Units: mL	Final Vol:	5000 uL
Soil Aliquot Vol:	uL	Test:	VOC-TCLVOA-10
GC Column:	RXI-624 ID : 0.25	Level :	LOW

File ID/Qc Batch:	Dilution:	Prep Date	Date Analyzed	Prep Batch ID
VR003729.D	1		02/17/12	VR021712

CAS Number	Parameter	Conc.	Qualifier	LOD	LOQ / CRQL	Units
------------	-----------	-------	-----------	-----	------------	-------

U = Not Detected

LOQ = Limit of Quantitation

MDL = Method Detection Limit

LOD = Limit of Detection

E = Value Exceeds Calibration Range

Q = indicates LCS control criteria did not meet requirements

J = Estimated Value

B = Analyte Found in Associated Method Blank

N = Presumptive Evidence of a Compound

* = Values outside of QC limits

D = Dilution

Report of Analysis

Client:	Tetra Tech NUS, Inc.	Date Collected:	02/21/12
Project:	Bethpage CTO-066	Date Received:	02/23/12
Client Sample ID:	BP-VPB-TB-022112	SDG No.:	D1593
Lab Sample ID:	D1593-01	Matrix:	WATER
Analytical Method:	SW8260C	% Moisture:	100
Sample Wt/Vol:	5 Units: mL	Final Vol:	5000 uL
Soil Aliquot Vol:	uL	Test:	VOC-TCLVOA-10
GC Column:	RXI-624 ID : 0.25	Level :	LOW

File ID/Qc Batch:	Dilution:	Prep Date	Date Analyzed	Prep Batch ID
VR003852.D	1		02/23/12	VR022312

CAS Number	Parameter	Conc.	Qualifier	LOD	LOQ / CRQL	Units
TARGETS						
75-71-8	Dichlorodifluoromethane	0.5	U	0.5	1	ug/L
74-87-3	Chloromethane	0.5	U	0.5	1	ug/L
75-01-4	Vinyl Chloride	0.5	U	0.5	1	ug/L
74-83-9	Bromomethane	0.5	U	0.5	1	ug/L
75-00-3	Chloroethane	0.5	U	0.5	1	ug/L
75-69-4	Trichlorofluoromethane	0.5	U	0.5	1	ug/L
76-13-1	1,1,2-Trichlorotrifluoroethane	0.5	U	0.5	1	ug/L
75-35-4	1,1-Dichloroethene	0.5	U	0.5	1	ug/L
67-64-1	Acetone	2.5	U	2.5	5	ug/L
75-15-0	Carbon Disulfide	0.5	U	0.5	1	ug/L
1634-04-4	Methyl tert-butyl Ether	0.5	U	0.5	1	ug/L
79-20-9	Methyl Acetate	0.5	U	0.5	1	ug/L
75-09-2	Methylene Chloride	0.5	U	0.5	1	ug/L
156-60-5	trans-1,2-Dichloroethene	0.5	U	0.5	1	ug/L
75-34-3	1,1-Dichloroethane	0.5	U	0.5	1	ug/L
110-82-7	Cyclohexane	0.5	U	0.5	1	ug/L
78-93-3	2-Butanone	2.5	U	2.5	5	ug/L
56-23-5	Carbon Tetrachloride	0.5	U	0.5	1	ug/L
156-59-2	cis-1,2-Dichloroethene	0.5	U	0.5	1	ug/L
67-66-3	Chloroform	0.5	U	0.5	1	ug/L
71-55-6	1,1,1-Trichloroethane	0.5	U	0.5	1	ug/L
108-87-2	Methylcyclohexane	0.5	U	0.5	1	ug/L
71-43-2	Benzene	0.5	U	0.5	1	ug/L
107-06-2	1,2-Dichloroethane	0.5	U	0.5	1	ug/L
79-01-6	Trichloroethene	0.5	U	0.5	1	ug/L
78-87-5	1,2-Dichloropropane	0.5	U	0.5	1	ug/L
75-27-4	Bromodichloromethane	0.5	U	0.5	1	ug/L
108-10-1	4-Methyl-2-Pentanone	2.5	U	2.5	5	ug/L
108-88-3	Toluene	0.5	U	0.5	1	ug/L
10061-02-6	t-1,3-Dichloropropene	0.5	U	0.5	1	ug/L
10061-01-5	cis-1,3-Dichloropropene	0.5	U	0.5	1	ug/L

Report of Analysis

Client:	Tetra Tech NUS, Inc.	Date Collected:	02/21/12
Project:	Bethpage CTO-066	Date Received:	02/23/12
Client Sample ID:	BP-VPB-TB-022112	SDG No.:	D1593
Lab Sample ID:	D1593-01	Matrix:	WATER
Analytical Method:	SW8260C	% Moisture:	100
Sample Wt/Vol:	5 Units: mL	Final Vol:	5000 uL
Soil Aliquot Vol:	uL	Test:	VOC-TCLVOA-10
GC Column:	RXI-624 ID : 0.25	Level :	LOW

File ID/Qc Batch:	Dilution:	Prep Date	Date Analyzed	Prep Batch ID
VR003852.D	1		02/23/12	VR022312

CAS Number	Parameter	Conc.	Qualifier	LOD	LOQ / CRQL	Units
79-00-5	1,1,2-Trichloroethane	0.5	U	0.5	1	ug/L
591-78-6	2-Hexanone	2.5	U	2.5	5	ug/L
124-48-1	Dibromochloromethane	0.5	U	0.5	1	ug/L
106-93-4	1,2-Dibromoethane	0.5	U	0.5	1	ug/L
127-18-4	Tetrachloroethene	0.5	U	0.5	1	ug/L
108-90-7	Chlorobenzene	0.5	U	0.5	1	ug/L
100-41-4	Ethyl Benzene	0.5	U	0.5	1	ug/L
179601-23-1	m/p-Xylenes	1	U	1	2	ug/L
95-47-6	o-Xylene	0.5	U	0.5	1	ug/L
100-42-5	Styrene	0.5	U	0.5	1	ug/L
75-25-2	Bromoform	0.5	U	0.5	1	ug/L
98-82-8	Isopropylbenzene	0.5	U	0.5	1	ug/L
79-34-5	1,1,2,2-Tetrachloroethane	0.5	U	0.5	1	ug/L
541-73-1	1,3-Dichlorobenzene	0.5	U	0.5	1	ug/L
106-46-7	1,4-Dichlorobenzene	0.5	U	0.5	1	ug/L
95-50-1	1,2-Dichlorobenzene	0.5	U	0.5	1	ug/L
96-12-8	1,2-Dibromo-3-Chloropropane	0.5	U	0.5	1	ug/L
120-82-1	1,2,4-Trichlorobenzene	0.5	U	0.5	1	ug/L
SURROGATES						
17060-07-0	1,2-Dichloroethane-d4	47.1		70 - 120	94%	SPK: 50
1868-53-7	Dibromofluoromethane	48.2		85 - 115	97%	SPK: 50
2037-26-5	Toluene-d8	46.4		85 - 120	93%	SPK: 50
460-00-4	4-Bromofluorobenzene	46.4		75 - 120	93%	SPK: 50
INTERNAL STANDARDS						
363-72-4	Pentafluorobenzene	1076310	7.57			
540-36-3	1,4-Difluorobenzene	1646550	8.49			
3114-55-4	Chlorobenzene-d5	1475370	11.31			
3855-82-1	1,4-Dichlorobenzene-d4	873688	13.26			

Report of Analysis

Client:	Tetra Tech NUS, Inc.	Date Collected:	02/21/12
Project:	Bethpage CTO-066	Date Received:	02/23/12
Client Sample ID:	BP-VPB-TB-022112	SDG No.:	D1593
Lab Sample ID:	D1593-01	Matrix:	WATER
Analytical Method:	SW8260C	% Moisture:	100
Sample Wt/Vol:	5 Units: mL	Final Vol:	5000 uL
Soil Aliquot Vol:	uL	Test:	VOC-TCLVOA-10
GC Column:	RXI-624 ID : 0.25	Level :	LOW

File ID/Qc Batch:	Dilution:	Prep Date	Date Analyzed	Prep Batch ID
VR003852.D	1		02/23/12	VR022312

CAS Number	Parameter	Conc.	Qualifier	LOD	LOQ / CRQL	Units
------------	-----------	-------	-----------	-----	------------	-------

U = Not Detected
LOQ = Limit of Quantitation
MDL = Method Detection Limit
LOD = Limit of Detection
E = Value Exceeds Calibration Range
Q = indicates LCS control criteria did not meet requirements

J = Estimated Value
B = Analyte Found in Associated Method Blank
N = Presumptive Evidence of a Compound
* = Values outside of QC limits
D = Dilution



Air Toxics

Client Sample ID: BP-VPB132-AIR-041812

Lab ID#: 1204433-01A

MODIFIED EPA METHOD TO-15 GC/MS FULL SCAN

File Name:	v042612	Date of Collection:	4/19/12 12:30:00 PM
Dil. Factor:	1.42	Date of Analysis:	4/26/12 06:32 PM

Compound	Rpt. Limit (ppbv)	Amount (ppbv)	Rpt. Limit (ug/m3)	Amount (ug/m3)
1,1,1-Trichloroethane	0.071	Not Detected U	0.39	Not Detected U
Carbon Tetrachloride	0.071	0.067 J	0.45	0.42 J
Trichloroethene	0.071	Not Detected U	0.38	Not Detected U
Bromodichloromethane	0.071	Not Detected U	0.48	Not Detected U
1,1,2-Trichloroethane	0.071	Not Detected U	0.39	Not Detected U
Tetrachloroethene	0.071	0.034 J	0.48	0.23 J
Dibromochloromethane	0.071	Not Detected U	0.60	Not Detected U
1,2-Dibromoethane (EDB)	0.071	Not Detected U	0.54	Not Detected U
1,1,2,2-Tetrachloroethane	0.071	Not Detected U	0.49	Not Detected U
1,3-Dichlorobenzene	0.071	Not Detected U	0.43	Not Detected U
1,4-Dichlorobenzene	0.071	Not Detected U	0.43	Not Detected U
1,2-Dichlorobenzene	0.071	Not Detected U	0.43	Not Detected U
Freon 12	0.071	0.59 J	0.35	2.9 J
Freon 114	0.071	Not Detected U	0.50	Not Detected U
Freon 11	0.071	0.21	0.40	1.2
Freon 113	0.071	0.058 J	0.54	0.44 J
Bromoform	0.071	Not Detected U	0.73	Not Detected U
Vinyl Chloride	0.14	Not Detected U	0.36	Not Detected U
1,1-Dichloroethene	0.14	Not Detected U	0.56	Not Detected U
1,1-Dichloroethane	0.14	Not Detected U	0.57	Not Detected U
cis-1,2-Dichloroethene	0.14	Not Detected U	0.56	Not Detected U
Benzene	0.14	0.34	0.45	1.1
1,2-Dichloroethane	0.14	0.021 J	0.57	0.086 J
Toluene	0.14	4.5	0.54	17
Ethyl Benzene	0.14	0.11 J	0.62	0.49 J
m,p-Xylene	0.14	0.33	0.62	1.4
o-Xylene	0.14	0.12 J	0.62	0.54 J
trans-1,2-Dichloroethene	0.14	Not Detected U	0.56	Not Detected U
Methyl tert-butyl ether	0.14	Not Detected U	0.51	Not Detected U
Chloromethane	0.14	0.35	0.29	0.71
Bromomethane	0.14	0.083 J	0.55	0.32 J
Chloroethane	0.71	Not Detected U	1.9	Not Detected U
Hexane	0.14	0.86	0.50	3.0
2-Butanone (Methyl Ethyl Ketone)	0.71	2.8	2.1	8.3
Chloroform	0.14	Not Detected U	0.69	Not Detected U
Cyclohexane	0.14	0.14 J	0.49	0.47 J
1,2-Dichloropropane	0.14	Not Detected U	0.66	Not Detected U
1,4-Dioxane	0.14	Not Detected U	0.51	Not Detected U
cis-1,3-Dichloropropene	0.14	Not Detected U	0.64	Not Detected U
4-Methyl-2-pentanone	0.14	0.83	0.58	3.4
trans-1,3-Dichloropropene	0.14	0.017 J	0.64	0.079 J
Chlorobenzene	0.14	Not Detected U	0.65	Not Detected U



Air Toxics

Client Sample ID: BP-VPB132-AIR-041812

Lab ID#: 1204433-01A

MODIFIED EPA METHOD TO-15 GC/MS FULL SCAN

File Name:	v042612	Date of Collection:	4/19/12 12:30:00 PM
Dil. Factor:	1.42	Date of Analysis:	4/26/12 06:32 PM

Compound	Rpt. Limit (ppbv)	Amount (ppbv)	Rpt. Limit (ug/m3)	Amount (ug/m3)
Styrene	0.14	0.086 J	0.60	0.37 J
1,3,5-Trimethylbenzene	0.14	0.084 J	0.70	0.41 J
1,2,4-Trimethylbenzene	0.14	0.57	0.70	2.8
alpha-Chlorotoluene	0.14	Not Detected U	0.74	Not Detected U
2,2,4-Trimethylpentane	0.14	0.13 J	0.66	0.60 J
tert-Butyl alcohol	0.71	0.65 J	2.2	2.0 J
Methylene Chloride	0.71	0.12 J	2.5	0.43 J
Hexachlorobutadiene	0.71	Not Detected U	7.6	Not Detected U
Ethanol	0.71	38	1.3	72
1,2,4-Trichlorobenzene	0.71	Not Detected U	5.3	Not Detected U

U = The analyte was analyzed for, but not detected. The associated numerical value is at or below the MDL.

J = Estimated value.

TENTATIVELY IDENTIFIED COMPOUNDS

Compound	CAS Number	Match Quality	Amount ((ppbv))
Butane	106-97-8	80%	8.4 NJ
2-Propanone	67-64-1	9.0%	11 NJ
Cyclopentane	287-92-3	78%	2.4 NJ
Octane, 2,5,6-trimethyl-	62016-14-2	64%	7.5 NJ
Nonadecane	629-92-5	43%	3.5 NJ
Decane, 2,2,9-trimethyl-	62238-00-0	72%	8.1 NJ
Decane, 2,2-dimethyl-	17302-37-3	72%	2.6 NJ
Decane, 2,3,5-trimethyl-	62238-11-3	59%	12 NJ
Heptane, 4-ethyl-2,2,6,6-tetramethyl-	62108-31-0	72%	14 NJ
Undecane, 2,8-dimethyl-	17301-25-6	64%	5.0 NJ

NJ = The identification is based on presumptive evidence; estimated value.

Q = Exceeds Quality Control limits.

Container Type: 6 Liter Summa Canister (100% Certified)

Surrogates	%Recovery	Method Limits
4-Bromofluorobenzene	106	87-118
1,2-Dichloroethane-d4	111	78-134
Toluene-d8	122 Q	91-106

Section 5

VPB 132 Chain of Custody Records



TETRA TECH NUS, INC.

CHAIN OF CUSTODY

NUMBER **Nº 928405**

PAGE **1** OF **1**

PROJECT NO: 112G00622	FACILITY: D BRAYACK	PROJECT MANAGER D BRAYACK	PHONE NUMBER 757-461 3824	LABORATORY NAME AND CONTACT: CHEMTECH / HUMMLER
SAMPLERS (SIGNATURE) <i>Sf Conte</i>	BETHPAGE 0V2 GW	FIELD OPERATIONS LEADER S CONTI	PHONE NUMBER 412 551 2629	ADDRESS 284 SHEFFIELD ST
CARRIERWAYBILL NUMBER FED EX 8735 5966 0520			CITY, STATE MOUNTAINSIDE, NJ. 07092	

STANDARD TAT
 RUSH TAT
 24 hr. 48 hr. 72 hr. 7 day 14 day

CONTAINER TYPE
PLASTIC (P) or GLASS (G)

PRESERVATIVE USED

400 HCL G

TYPE OF ANALYSIS
VOCs (40ml)

COMMENTS

DATE YEAR	TIME	SAMPLE ID	LOCATION ID	TOP DEPTH (FT)	BOTTOM DEPTH (FT)	MATRIX (GW, SO, SW, SD, QC, ETC.)	COLLECTION METHOD GRAB (G) COMP (C)	No. OF CONTAINERS	TYPE OF ANALYSIS	COMMENTS
1/24	1000	BP-VPB-TB-012412	TB	-	-	QC	G	2		LT BRN SL CLEAR
1/24	1015	BP-VPB132-GW-061	VPB 132	60	61	GW	G	2		TURBID
1/24	1330	BP-VPB132-GW-121	"	120	121	GW	G	2		
1/25	1030	BP-VPB132-GW-181	"	180	181	GW	G	2		
1/25	1350	BP-VPB132-GW-221	"	220	221	GW	G	2		
1/25	1600	BP-VPB132-GW-241	"	240	241	GW	G	2		TURBID
1/26	1110	BP-VPB132-GW-261	"	260	261	GW	G	2		
1/26	1400	BP-VPB132-GW-281	"	280	281	GW	G	2		

1. RELINQUISHED BY <i>Sf Conte</i>	DATE 1/26/12	TIME 1630	1. RECEIVED BY FED EX	DATE	TIME
2. RELINQUISHED BY	DATE	TIME	2. RECEIVED BY	DATE	TIME
3. RELINQUISHED BY <i>Fedex</i>	DATE 1/27/12	TIME 9:05	3. RECEIVED BY <i>Palok Shd</i>	DATE 1/27/12	TIME 9:05

COMMENTS

DISTRIBUTION: WHITE (ACCOMPANIES SAMPLE) YELLOW (FIELD COPY) PINK (FILE COPY)

Temp 4.0c

D1396



TETRA TECH NUS, INC.

CHAIN OF CUSTODY

NUMBER **Nº 1108**

PAGE **1** OF **1**

PROJECT NO: 112G00622	FACILITY: BETHPAGE 002	PROJECT MANAGER D BRAYACK	PHONE NUMBER 757 461 3824	LABORATORY NAME AND CONTACT: CHEMTECH / HUMMER
SAMPLERS (SIGNATURE) <i>SJ Conti</i>		FIELD OPERATIONS LEADER S CONTI	PHONE NUMBER 412 351 2629	ADDRESS 284 SHEFFIELD ST
CARRIER/WAYBILL NUMBER FED EX 8735 5966 0510			CITY, STATE MOUNTAINSIDE NJ 07092	

STANDARD TAT
RUSH TAT
 24 hr. 48 hr. 72 hr. 7 day 14 day

DATE YEAR	TIME	SAMPLE ID	LOCATION ID	TOP DEPTH (FT)	BOTTOM DEPTH (FT)	MATRIX (GW, SO, SW, SD, QC, ETC.)	COLLECTION METHOD GRAB (G) COMP (C)	NO. OF CONTAINERS	CONTAINER TYPE PLASTIC (P) or GLASS (G)		PRESERVATIVE USED	TYPE OF ANALYSIS VOCs (40ml)	COMMENTS
2012	1200	BP-VPB-TB-013012	SJC	-	-	QC	G	2	2				TRIP BLANK
1/30	1300	BP-VPB132-GW-301	VPB 132	300	301	GW	G	2	2				
1/30	1500	BP-VPB132-GW-321	"	320	321	GW	G	2	2				
1/31	1050	BP-VPB132-GW-341	"	340	341	GW	G	2	2				
1/31	1315	BP-VPB132-GW-361	"	361	361	GW	G	2	2				
1/31	1510	BP-VPB132-GW-381	"	380	381	GW	G	2	2				
2/1	1000	BP-VPB132-GW-401	"	400	401	GW	G	2	2				
2/1	1230	BP-VPB132-GW-421	"	420	421	GW	G	2	2				
2/1	1415	BP-VPB132-GW-441	"	440	441	GW	G	2	2				
2/2	0940	BP-VPB132-GW-461	"	460	461	GW	G	2	2				TURBID
2/2	1205	BP-VPB132-GW-481	"	480	481	GW	G	2	2				
2/2	1435	BP-VPB132GW-501	"	500	501	GW	G	2	2				

1. RELINQUISHED BY <i>SJ Conti</i>	DATE 2/2/12	TIME 1630	1. RECEIVED BY FED EX	DATE	TIME
2. RELINQUISHED BY	DATE	TIME	2. RECEIVED BY	DATE	TIME
3. RELINQUISHED BY Fedex	DATE 2/3/12	TIME 9:10	3. RECEIVED BY <i>Palak Shah</i>	DATE 2/3/12	TIME 9:10

COMMENTS: **Temp 4°C**

D 1437



TETRA TECH NUS, INC.

(NEW) CHAIN OF CUSTODY

NUMBER N^o 1109

PAGE 1 OF 1

112G00622 ← 2112G02751

PROJECT NO: 112G00622	FACILITY: BETHPAGE 002 (CTO 066)	PROJECT MANAGER D. BRAYACK	PHONE NUMBER 757 461 3824	LABORATORY NAME AND CONTACT: CHEMTECH / HUMMLER
SAMPLERS (SIGNATURE) SJC Contv		FIELD OPERATIONS LEADER S CONTI	PHONE NUMBER 412 551 2629	ADDRESS 284 SHEFFIELD ST
		CARRIERWAYBILL NUMBER FED EX 8735 5966 0509		CITY, STATE MOUNTAINSIDE NJ 07092

STANDARD TAT
RUSH TAT
 24 hr. 48 hr. 72 hr. 7 day 14 day

DATE YEAR	TIME	SAMPLE ID	LOCATION ID	TOP DEPTH (FT)	BOTTOM DEPTH (FT)	MATRIX (GW, SO, SW, SD, QC, ETC.)	COLLECTION METHOD GRAB (G) COMP (G)	No. OF CONTAINERS	CONTAINER TYPE PLASTIC (P) or GLASS (G)		PRESERVATIVE USED	TYPE OF ANALYSIS	COMMENTS
2/3	0800	BP-VPB-TB-020312	SJC	-	-	QC	G	2	2				
2/3	1120	BP-VPB132-GW-521	VPB 132	520	521	GW	G	2	2				
2/6	1210	BP-VPB132-GW-541	"	540	541	GW	G	2	2				
2/6	1400	BP-VPB132-GW-561	"	560	561	GW	G	1	1				
2/7	1000	BP-VPB132-GW-581	"	580	581	GW	G	2	1				① UNPRESERVED
2/7	1215	BP-VPB132-GW-601	"	600	601	GW	G	2	1				① "
		BP-VPB132-GW-	"			GW	G						← NO SAMPLE

1. RELINQUISHED BY SJC Contv	DATE 2/7/12	TIME 1630	1. RECEIVED BY FED EX	DATE 2/8/12	TIME 9:15
2. RELINQUISHED BY	DATE	TIME	2. RECEIVED BY	DATE	TIME
3. RELINQUISHED BY Fedex	DATE 2/8/12	TIME 9:15	3. RECEIVED BY RS	DATE 2/8/12	TIME 9:15

COMMENTS: Temp 4°C

DISTRIBUTION: WHITE (ACCOMPANIES SAMPLE) YELLOW (FIELD COPY) PINK (FILE COPY)

D1473



TETRA TECH NUS, INC.

CHAIN OF CUSTODY

NUMBER **Nº 1110**

PAGE **1** OF **1**

112GD2751

PROJECT NO: 112G00622	FACILITY: BETH PAGE CU2	PROJECT MANAGER D BRAYACK	PHONE NUMBER 757 461 3824	LABORATORY NAME AND CONTACT: CHEMTECH/ HUMMLER
SAMPLERS (SIGNATURE) <i>SJ Conti</i>		FIELD OPERATIONS LEADER S CONTI	PHONE NUMBER 412 551 2629	ADDRESS 284 SHEFFIELD ST
CARRIER/WAYBILL NUMBER FED Ex # 8735-5966-0494			CITY, STATE MOUNTAIN SIDE NJ 07092	

DATE YEAR	TIME	SAMPLE ID	LOCATION ID	TOP DEPTH (FT)	BOTTOM DEPTH (FT)	MATRIX (GW, SO, SW, SD, QC, ETC.)	COLLECTION METHOD GRAB (G) COMP (C)	No. OF CONTAINERS	CONTAINER TYPE PLASTIC (P) or GLASS (G)		PRESERVATIVE USED	TYPE OF ANALYSIS VOCs (40ml) VOCs (20ml)	COMMENTS
2/8	0800	BP-VPB-TB-0208	12-SJC	-	QC	G	2	2					
2/8	1000	BP-VPB132-GW-641	132	640	641	GW	G	2	1				⊖ = UNPRESERVED
2/8	1435	BP-VPB132-GW-681	"	680	681	GW	G	1	-				⊖ = "
2/9	1010	BP-VPB132-GW-701	"	700	701	GW	G	2	1				⊖ = "
2/9	1310	BP-VPB132-GW-721	"	720	721	GW	G	2	1				⊖ = "
2/9	1515	BP-VPB132-GW-741	"	740	741	GW	G	1	-				⊖ = "

1. RELINQUISHED BY <i>SJ Conti</i>	DATE 2/9/12	TIME 1630	1. RECEIVED BY FED EX	DATE 2/10/12	TIME 9:10
2. RELINQUISHED BY	DATE	TIME	2. RECEIVED BY	DATE	TIME
3. RELINQUISHED BY <i>Fedex</i>	DATE 2/10/12	TIME 9:10	3. RECEIVED BY <i>PS</i>	DATE 2/10/12	TIME 9:10

COMMENTS: **Temp 4°C**



TETRA TECH NUS, INC.

CHAIN OF CUSTODY

NUMBER **Nº 1111**PAGE **1** OF **1**

D1516

PROJECT NO: 112G02751		FACILITY: BETH PAGE CU2		PROJECT MANAGER D. BRAYACK		PHONE NUMBER 757 461 3824		LABORATORY NAME AND CONTACT: CHEMTECH/ HUMMLER															
SAMPLERS (SIGNATURE) SJ Conte		FIELD OPERATIONS LEADER S CONTI		PHONE NUMBER 412 551 2629		ADDRESS 284 SHEFFIELD ST				CITY, STATE MOUNTAINSIDE, NJ 07092													
STANDARD TAT <input type="checkbox"/> RUSH TAT <input type="checkbox"/> <input type="checkbox"/> 24 hr. <input type="checkbox"/> 48 hr. <input checked="" type="checkbox"/> 72 hr. <input type="checkbox"/> 7 day <input type="checkbox"/> 14 day		CARRIER/WAYBILL NUMBER FED EX 8735 5966 0472		CONTAINER TYPE PLASTIC (P) or GLASS (G)		PRESERVATIVE USED		<table border="1"> <tr> <td colspan="2">TYPE OF ANALYSIS</td> <td colspan="2">NO. OF CONTAINERS</td> <td colspan="2">COMMENTS</td> </tr> <tr> <td>VOCs (40 ml)</td> <td>VOCs (90 ml)</td> <td></td> <td></td> <td></td> <td></td> </tr> </table>				TYPE OF ANALYSIS		NO. OF CONTAINERS		COMMENTS		VOCs (40 ml)	VOCs (90 ml)				
TYPE OF ANALYSIS		NO. OF CONTAINERS		COMMENTS																			
VOCs (40 ml)	VOCs (90 ml)																						
DATE YEAR 2012	TIME	SAMPLE ID	LOCATION ID	TOP DEPTH (FT)	BOTTOM DEPTH (FT)	MATRIX (GW, SO, SW, SD, QC, ETC.)	COLLECTION METHOD GRAB (G) COMP (C)	No. OF CONTAINERS															
7/13	1100	BP-VPB-TB-021312	TB	-	-	QC	G	2															
7/13	1215	BP-VPB132-GW-761	VPB132	760	761	GW	G	1	① = UNPRESERVED														
7/13	1450	BP-VPB132-GW-781	"	780	781	GW	G	2	"														
7/14	1310	BP-VPB132-GW-821	"	820	821	GW	G	2	"														
7/14	1530	BP-VPB132-GW-841	"	840	841	GW	G	2	"														
1. RELINQUISHED BY SJ Conte		DATE 2/14/12	TIME 1630	1. RECEIVED BY FED EX		DATE	TIME																
2. RELINQUISHED BY		DATE	TIME	2. RECEIVED BY		DATE	TIME																
3. RELINQUISHED BY Fed Ex		DATE 2/15/12	TIME 9:15	3. RECEIVED BY Ken Ruess		DATE 2/15/12	TIME 9:15																
COMMENTS																							

DISTRIBUTION: WHITE (ACCOMPANIES SAMPLE)

YELLOW (FIELD COPY)

PINK (FILE COPY)

4/02R
FORM NO. TINUS-001



TETRA TECH NUS, INC.

CHAIN OF CUSTODY

NUMBER **Nº 1112**

PAGE **1** OF **1**

D1547

PROJECT NO: 11260 2751	FACILITY: BETH PAGE 002	PROJECT MANAGER D. BRAYACK	PHONE NUMBER 757 461 3824	LABORATORY NAME AND CONTACT: CHEMTECH/ HUMMLER
SAMPLERS (SIGNATURE) <i>SJ Contx</i>		FIELD OPERATIONS LEADER S CONTX	PHONE NUMBER 412 551 2629	ADDRESS 284 SHEFFIELD ST.
CARRIER/WAYBILL NUMBER FED EX # 8735 5966 0483			CITY, STATE MOUNTAINSIDE, NJ 07092	

STANDARD TAT <input type="checkbox"/>	RUSH TAT <input type="checkbox"/>	CONTAINER TYPE PLASTIC (P) or GLASS (G)
<input type="checkbox"/> 24 hr. <input type="checkbox"/> 48 hr. <input checked="" type="checkbox"/> 72 hr. <input type="checkbox"/> 7 day <input type="checkbox"/> 14 day		PRESERVATIVE USED

DATE YEAR	TIME	SAMPLE ID	LOCATION ID	TOP DEPTH (FT)	BOTTOM DEPTH (FT)	MATRIX (GW, SO, SW, SD, QC, ETC.)	COLLECTION METHOD GRAB (G) COMP (G)	No. OF CONTAINERS	TYPE OF ANALYSIS	COMMENTS
2/15	0800	BP-VPB-TB-021512	TB	-	-	QC	G	2	VOCs (40 ML)	SOURCE WATER
2/15	0930	BP-VPB132-SW-021512	SW	-	-	SW	G	2	VOCs (40 ML)	HYDRANT/HOSE
2/15	1010	BP-VPB132-DM-850	VPB 132	-	850	DM	G	2	TOC (402)	DRILLING MUD
2/15	1215	BP-VPB132-GW-861	"	860	861	GW	G	2		~850 (V. TURBID)
2/16	1000	BP-VPB132-SB-891	"	890	891	SO	G	1		VERY TURBID ① = UNPRESERVED

1. RELINQUISHED BY <i>SJ Contx</i>	DATE 2/16/12	TIME 1630	1. RECEIVED BY FED EX	DATE	TIME
2. RELINQUISHED BY	DATE	TIME	2. RECEIVED BY	DATE	TIME
3. RELINQUISHED BY <i>Fed Ex</i>	DATE 2/17/12	TIME 9:05	3. RECEIVED BY <i>Kan Luma</i>	DATE 2/17/12	TIME 9:05

COMMENTS: *Temp: 4°C*

DISTRIBUTION: WHITE (ACCOMPANIES SAMPLE) YELLOW (FIELD COPY) PINK (FILE COPY) 4/02R FORM NO. TINUS-001

D1593



TETRA TECH NUS, INC.

CHAIN OF CUSTODY

NUMBER **N^o 1113**

PAGE **1** OF **1**

PROJECT NO: 112602751	FACILITY: BETHPAGE CU2	PROJECT MANAGER D BRAYACK	PHONE NUMBER 757 461 3824	LABORATORY NAME AND CONTACT: CHEMTECH/HUMMLER
SAMPLERS (SIGNATURE) SJ Conti		FIELD OPERATIONS LEADER S CONTI	PHONE NUMBER 412 551 2629	ADDRESS 284 SHEFFIELD ST
CARRIER/WAYBILL NUMBER FED EX # 8735 5966 0450			CITY, STATE MOUNTAINSIDE NJ 07092	

DATE YEAR	TIME	SAMPLE ID	LOCATION ID	TOP DEPTH (FT)	BOTTOM DEPTH (FT)	MATRIX (GW, SO, SW, SD, QC, ETC.)	COLLECTION METHOD GRAB (G) COMP (C)	No. OF CONTAINERS	CONTAINER TYPE PLASTIC (P) or GLASS (G)			PRESERVATIVE USED	COMMENTS	
									TYPE OF ANALYSIS					
2/21	1000	BP-VPB-TB-022112	TB	-	-	QC	G	2	2					TURBID
2/21	1110	BP-VPB132-GW-942	VPB 132	941	942	GW	G	1						UNPRESERVED
2/22	1140	BP-VPB132-SB-971	"	970	971	SO	G	1						V-stiff Gray Sandy Clays - Moist (SC)

1. RELINQUISHED BY SJ Conti	DATE 2/22/12	TIME 1600	1. RECEIVED BY FED EX	DATE	TIME
2. RELINQUISHED BY SJ Conti	DATE	TIME	2. RECEIVED BY	DATE	TIME
3. RELINQUISHED BY Fedex	DATE 2/23/12	TIME 9:10	3. RECEIVED BY RS	DATE 2/23/12	TIME 9:10

COMMENTS: **Temp 4°C**

DISTRIBUTION: WHITE (ACCOMPANIES SAMPLE) YELLOW (FIELD COPY) PINK (FILE COPY) 4/02R FORM NO. TINUS-001



TETRA TECH NUS, INC.

CHAIN OF CUSTODY

NUMBER

No 1115

PAGE 1 OF 1

1204433

PROJECT NO: 112G02751		FACILITY: BEHPAGE 002		PROJECT MANAGER D BRAYACK		PHONE NUMBER 757 461 3824		LABORATORY NAME AND CONTACT: AIR TOXICS LTD/A. SCOTT				
SAMPLERS (SIGNATURE) SjConte		CTO 066		FIELD OPERATIONS LEADER S CONTI		PHONE NUMBER 412 551 2629		ADDRESS 180-B BLUE RAVINE RD				
				CARRIER/WAYBILL NUMBER FED EX # 8770 6393 5783				CITY, STATE FOLSOM, CA. 95630				
STANDARD TAT <input type="checkbox"/>						CONTAINER TYPE PLASTIC (P) or GLASS (G)		<div style="text-align: center;"> <p>TYPE OF ANALYSIS</p> <p>3 HR SUMMA VOC TO 15A</p> <p>Lab ID</p> <p>INITIAL</p> <p>FINAL</p> <p>COMMENTS</p> </div>				
RUSH TAT <input type="checkbox"/>						PRESERVATIVE USED						
<input type="checkbox"/> 24 hr. <input type="checkbox"/> 48 hr. <input type="checkbox"/> 72 hr. <input type="checkbox"/> 7 day <input type="checkbox"/> 14 day												
DATE YEAR	TIME	SAMPLE ID	LOCATION ID	TOP DEPTH (FT)	BOTTOM DEPTH (FT)	MATRIX (GW, SO, SW, SD, OC, ETC.)	COLLECTION METHOD GRAB (G) COMP (C)	No. OF CONTAINERS				
4/18	1200 → 1600	BP-VPB132-AIR-041812	VPB 132	-	-	AIR	G	1	OIA	-27	-3	CAN 24489 VPB-132 LOCATION WELL BPOW 5-1 DURING DRILLING OF 5-1.
4/19	0830 → 1230											
								<div style="border: 1px solid black; padding: 5px;"> <p>CUSTODY SEAL INTACT?</p> <p>Y N NO <i>pb</i></p> </div>				
1. RELINQUISHED BY		SjConte		DATE	TIME	1. RECEIVED BY		DATE	TIME			
2. RELINQUISHED BY				4/19/12	1500	FED EX						
3. RELINQUISHED BY						JAN ALL		4/22/12	0915			
COMMENTS				DATE	TIME	3. RECEIVED BY		DATE	TIME			

DISTRIBUTION: WHITE (ACCOMPANIES SAMPLE)

YELLOW (FIELD COPY)

PINK (FILE COPY)

4/02R
FORM NO. TINUS-001

Section 6

VPB 132 Validation Letter and Table



TO: D. BRAYACK **DATE:** **MARCH 20, 2012**
FROM: **TERRI L. SOLOMON** **COPIES:** **DV FILE**
SUBJECT: **ORGANIC DATA VALIDATION – VOC**
 NWIRP BETHPAGE CTO WE 066
 SAMPLE DELIVERY GROUP (SDG) – D1310
SAMPLES: 8/Aqueous/VOC

BP-VPB132-GW-061	BP-VPB132-GW-181
BP-VPB132-GW-221	BP-VPB132-GW-261
BP-VPB132-GW-281	BP-VPB-TB-012412
BP-VPB132-GW-121	BP-VPB132-GW-241

Overview

The sample set for NWIRP Bethpage, CTO WE 066, SDG D1310 consists of seven (7) environmental aqueous samples and a trip blank analyzed for volatile organic compounds (VOCs). There was no field duplicate contained in this SDG.

The samples were collected on January 24, 25 and 26, 2012 by Tetra Tech and analyzed by Chemtech. VOC analyses were conducted in accordance with EPA Method SW-846 8260B analytical and reporting protocol. The data contained in this SDG were validated with regard to the following parameters:

- * • Data completeness
- * • Holding times
- * • GC/MS Tuning
- Initial/continuing calibrations
- * • Laboratory Method Blank Results
- Surrogate Recoveries
- * • Laboratory Control Sample Recoveries
- * • Internal Standard Recoveries
- * • Compound Quantitation
- * • Compound Identification
- * • Detection Limits

The symbol (*) indicates that all quality control criteria were met for this parameter. Qualified analytical results are presented in Appendix A, results as reported by the laboratory are presented in Appendix B, Region II data validation forms are presented in Appendix C, and documentation supporting these findings is presented in Appendix D.

VOC

The initial calibration relative standard deviations (%RSDs) for chloroethane and 1,2-dibromo-3-chloropropane were greater than the 15% quality control limit on 01/19/2012 on instrument MSVOA F. The nondetected results for chloroethane and 1,2-dibromo-3-chloropropane were qualified as estimated "UJ" in the affected sample BP-VPB132-GW-121.

MEMO TO: D. BRAYACK - PAGE 2
DATE: MARCH 20, 2012

The continuing calibration percent differences and/or percent drifts were greater than the 20% quality control limit for 2-butanone, methylcyclohexane, tetrachloroethene, isopropylbenzene, 1,1,2,2-tetrachloroethane and 1,2-dibromo-3-chloropropane on 01/27/2012 at 13:18 on instrument MSVOA F. The nondetected results for 2-butanone, methylcyclohexane, tetrachloroethene, isopropylbenzene, 1,1,2,2-tetrachloroethane and 1,2-dibromo-3-chloropropane were qualified as estimated "UJ" in the affected sample BP-VPB132-GW-121.

The initial calibration %RSDs for 1,2-dibromo-3-chloropropane, chloroethane, trans-1,4-dichloropropene, dibromochloromethane and isopropylbenzene were greater than the 15% quality control limit on 01/30/2012 on instrument MSVOA G. The positive and nondetected results for 1,2-dibromo-3-chloropropane, chloroethane, trans-1,4-dichloropropene, dibromochloromethane and isopropylbenzene were qualified as estimated "J" and "UJ" in the affected samples BP-VPB-TB-012412, BP-VPB132-GW-061, BP-VPB132-GW-181, BP-VPB132-GW-221, BP-VPB132-GW-261 and BP-VPB132-GW-281.

Samples BP-VPB132-GW-181 and BP-VPB132-GW-261 had surrogate recoveries less than the quality control limits for toluene-d8. The samples were reanalyzed and had surrogate recoveries for toluene-d8 less than the quality control limits. The original analyses were chosen for validation purposes. The positive and nondetected results reported for samples BP-VPB132-GW-181 and BP-VPB132-GW-261 were qualified as estimated, "J" and "UJ", respectively.

Positive results below the Reporting Limit (RL) and above the detection limit were qualified as estimated, (J), due to uncertainty near the detection limit.

Additional Comments

Groundwater samples BP-VPB132-GW-121 and BP-VPB132-GW-241 were analyzed as soil samples due to the amount of sediment in the samples. The sample results were reported as ug/kg on a wet weight basis.

The original result for benzene was above the calibration range of the instrument for sample BP-VPB132-GW-221. The sample was reanalyzed at a 5X dilution. The sample result for benzene from the dilution was used for validation purposes.

Nondetected results are reported to the limit of detection (LOD).


EXECUTIVE SUMMARY

Laboratory Performance Issues: Several initial %RSDs and continuing calibration %Ds / % drifts for several compounds exceeded the quality control limits.


Other Factors Affecting Data Quality: Several surrogate recoveries were below the quality control limits. Positive results below the RL and above the detection limit were qualified as estimated.

The data for these analyses were reviewed with reference to SOP # HW-24 Revision #2, August 2008, USEPA Region II Hazardous Waste Support Branch Validating Volatile Organic Compounds by Gas Chromatography/Mass Spectrometry SW-846/8260B, and the Department of Defense (DoD) document entitled "Quality Systems Manual (QSM) for Environmental Laboratories", April 2009. The text of this report has been formulated to address only those problem areas affecting data quality.

MEMO TO: D. BRAYACK - PAGE 3
DATE: MARCH 20, 2012



Tetra Tech
Terri L. Solomon
Chemist/Data Validator



Tetra Tech
Joseph A. Samchuck
Data Validation Quality Assurance Officer

Attachments:

1. Appendix A - Qualified Analytical Results
2. Appendix B - Results as Reported by the Laboratory
3. Appendix C - Region II Data Validation Forms
4. Appendix D - Support Documentation

Appendix A

Qualified Analytical Results

Qualifier Codes:

- A = Lab Blank Contamination
- B = Field Blank Contamination
- C = Calibration Noncompliance (i.e., % RSDs, %Ds, ICVs, CCVs, RRFs, etc.)
- C01 = GC/MS Tuning Noncompliance
- D = MS/MSD Recovery Noncompliance
- E = LCS/LCSD Recovery Noncompliance
- F = Lab Duplicate Imprecision
- G = Field Duplicate Imprecision
- H = Holding Time Exceedance
- I = ICP Serial Dilution Noncompliance
- J = ICP PDS Recovery Noncompliance; MSA's $r < 0.995$
- K = ICP Interference - includes ICS % R Noncompliance
- L = Instrument Calibration Range Exceedance
- M = Sample Preservation Noncompliance
- N = Internal Standard Noncompliance
- N01 = Internal Standard Recovery Noncompliance Dioxins
- N02 = Recovery Standard Noncompliance Dioxins
- N03 = Clean-up Standard Noncompliance Dioxins
- O = Poor Instrument Performance (i.e., base-time drifting)
- P = Uncertainty near detection limit ($< 2 \times$ IDL for inorganics and $<$ CRQL for organics)
- Q = Other problems (can encompass a number of issues; i.e.chromatography,interferences, etc.)
- R = Surrogates Recovery Noncompliance
- S = Pesticide/PCB Resolution
- T = % Breakdown Noncompliance for DDT and Endrin
- U = RPD between columns/detectors $>40\%$ for positive results determined via GC/HPLC
- V = Non-linear calibrations; correlation coefficient $r < 0.995$
- W = EMPC result
- X = Signal to noise response drop
- Y = Percent solids $<30\%$
- Z = Uncertainty at 2 sigma deviation is less than sample activity
- Z1 = Tentatively Identified Compound considered presumptively present
- Z2 = Tentatively Identified Compound column bleed

PROJ_NO: 00622 SDG: D1310 FRACTION: OV MEDIA: WATER	NSAMPLE	BP-VPB132-GW-061			BP-VPB132-GW-181			BP-VPB132-GW-221			BP-VPB132-GW-221DL		
	LAB_ID	D1310-02			D1310-04			D1310-05			D1310-05DL		
	SAMP_DATE	1/24/2012			1/25/2012			1/25/2012			1/25/2012		
	QC_TYPE	NM			NM			NM			NM		
	UNITS	UG/L			UG/L			UG/L			UG/L		
	PCT_SOLIDS	100.0			100.0			100.0			100.0		
	DUP_OF												
PARAMETER	RESULT	VQL	QLCD	RESULT	VQL	QLCD	RESULT	VQL	QLCD	RESULT	VQL	QLCD	
1,1,1-TRICHLOROETHANE	0.5	U		0.5	UJ	R	0.5	U					
1,1,2,2-TETRACHLOROETHANE	0.5	U		0.5	UJ	R	0.5	U					
1,1,2-TRICHLOROETHANE	0.5	U		0.5	UJ	R	0.5	U					
1,1,2-TRICHLOROTRIFLUOROETHANE	0.5	U		0.5	UJ	R	0.5	U					
1,1-DICHLOROETHANE	0.5	U		0.5	UJ	R	5.1						
1,1-DICHLOROETHENE	0.5	U		0.5	UJ	R	0.87	J	P				
1,2,4-TRICHLOROBENZENE	0.5	U		0.5	UJ	R	0.5	U					
1,2-DIBROMO-3-CHLOROPROPANE	0.5	UJ	C	0.5	UJ	CR	0.5	UJ	C				
1,2-DIBROMOETHANE	0.5	U		0.5	UJ	R	0.5	U					
1,2-DICHLOROBENZENE	0.5	U		0.5	UJ	R	0.5	U					
1,2-DICHLOROETHANE	0.5	U		0.5	UJ	R	4.6						
1,2-DICHLOROPROPANE	0.5	U		0.5	UJ	R	0.5	U					
1,3-DICHLOROBENZENE	0.5	U		0.5	UJ	R	0.5	U					
1,4-DICHLOROBENZENE	0.5	U		0.5	UJ	R	0.5	U					
2-BUTANONE	2.5	U		2.5	UJ	R	2.5	U					
2-HEXANONE	2.5	U		2.5	UJ	R	2.5	U					
4-METHYL-2-PENTANONE	2.5	U		2.5	UJ	R	2.5	U					
ACETONE	15			2.5	UJ	R	2.5	U					
BENZENE	0.5	U		0.5	UJ	R				280			
BROMODICHLOROMETHANE	0.5	U		0.5	UJ	R	0.5	U					
BROMOFORM	0.5	U		0.5	UJ	R	0.5	U					
BROMOMETHANE	0.5	U		0.5	UJ	R	0.5	U					
CARBON DISULFIDE	0.5	U		0.5	UJ	R	0.5	U					
CARBON TETRACHLORIDE	0.5	U		0.5	UJ	R	0.5	U					
CHLOROETHANE	0.5	U		0.5	UJ	R	0.5	U					
CHLORODIBROMOMETHANE	0.5	UJ	C	0.5	UJ	CR	0.5	UJ	C				
CHLOROETHANE	0.5	UJ	C	0.5	UJ	CR	0.5	UJ	C				
CHLOROFORM	2.2			0.5	UJ	R	3.2						
CHLOROMETHANE	0.5	U		0.5	UJ	R	0.5	U					
CIS-1,2-DICHLOROETHENE	0.5	U		0.5	UJ	R	0.44	J	P				
CIS-1,3-DICHLOROPROPENE	0.5	U		0.5	UJ	R	0.5	U					
CYCLOHEXANE	0.5	U		0.5	UJ	R	2.4						
DICHLORODIFLUOROMETHANE	0.5	U		0.5	UJ	R	0.5	U					
ETHYLBENZENE	0.5	U		0.5	UJ	R	0.5	U					
ISOPROPYLBENZENE	0.5	UJ	C	0.5	UJ	CR	1.1	J	C				

PROJ_NO: 00622 SDG: D1310 FRACTION: OV MEDIA: WATER	NSAMPLE	BP-VPB132-GW-061			BP-VPB132-GW-181			BP-VPB132-GW-221			BP-VPB132-GW-221DL		
	LAB_ID	D1310-02			D1310-04			D1310-05			D1310-05DL		
	SAMP_DATE	1/24/2012			1/25/2012			1/25/2012			1/25/2012		
	QC_TYPE	NM			NM			NM			NM		
	UNITS	UG/L			UG/L			UG/L			UG/L		
	PCT_SOLIDS	100.0			100.0			100.0			100.0		
	DUP_OF												
PARAMETER	RESULT	VQL	QLCD	RESULT	VQL	QLCD	RESULT	VQL	QLCD	RESULT	VQL	QLCD	
M+P-XYLENES	1	U		1	UJ	R	1	U					
METHYL ACETATE	0.5	U		0.5	UJ	R	0.5	U					
METHYL CYCLOHEXANE	0.5	U		0.5	UJ	R	0.93	J	P				
METHYL TERT-BUTYL ETHER	0.5	U		0.5	UJ	R	14						
METHYLENE CHLORIDE	0.5	U		0.5	UJ	R	0.5	U					
O-XYLENE	0.5	U		0.5	UJ	R	0.5	U					
STYRENE	0.5	U		0.5	UJ	R	0.5	U					
TETRACHLOROETHENE	0.5	U		0.5	UJ	R	1.7						
TOLUENE	0.5	U		0.5	UJ	R	0.5	U					
TRANS-1,2-DICHLOROETHENE	0.5	U		0.5	UJ	R	0.5	U					
TRANS-1,3-DICHLOROPROPENE	0.5	UJ	C	0.5	UJ	CR	0.5	UJ	C				
TRICHLOROETHENE	0.5	U		0.66	J	PR	3.1						
TRICHLOROFLUOROMETHANE	0.5	U		0.5	UJ	R	0.5	U					
VINYL CHLORIDE	0.5	U		0.5	UJ	R	0.5	U					

PROJ_NO: 00622 SDG: D1310 FRACTION: OV MEDIA: WATER	NSAMPLE	BP-VPB132-GW-261			BP-VPB132-GW-281			BP-VPB-TB-012412		
	LAB_ID	D1310-07			D1310-08			D1310-01		
	SAMP_DATE	1/26/2012			1/26/2012			1/24/2012		
	QC_TYPE	NM			NM			NM		
	UNITS	UG/L			UG/L			UG/L		
	PCT_SOLIDS	100.0			100.0			100.0		
	DUP_OF									
PARAMETER	RESULT	VQL	QLCD	RESULT	VQL	QLCD	RESULT	VQL	QLCD	
1,1,1-TRICHLOROETHANE	0.5	UJ	R	0.5	U		0.5	U		
1,1,2,2-TETRACHLOROETHANE	0.5	UJ	R	0.5	U		0.5	U		
1,1,2-TRICHLOROETHANE	0.5	UJ	R	0.5	U		0.5	U		
1,1,2-TRICHLOROTRIFLUOROETHANE	0.5	UJ	R	0.5	U		0.5	U		
1,1-DICHLOROETHANE	5.1	J	R	0.5	U		0.5	U		
1,1-DICHLOROETHENE	0.5	UJ	R	0.5	U		0.5	U		
1,2,4-TRICHLOROBENZENE	0.5	UJ	R	0.5	U		0.5	U		
1,2-DIBROMO-3-CHLOROPROPANE	0.5	UJ	CR	0.5	UJ	C	0.5	UJ	C	
1,2-DIBROMOETHANE	0.5	UJ	R	0.5	U		0.5	U		
1,2-DICHLOROBENZENE	0.5	UJ	R	0.5	U		0.5	U		
1,2-DICHLOROETHANE	0.5	UJ	R	0.5	U		0.5	U		
1,2-DICHLOROPROPANE	0.5	UJ	R	0.5	U		0.5	U		
1,3-DICHLOROBENZENE	0.5	UJ	R	0.5	U		0.5	U		
1,4-DICHLOROBENZENE	0.5	UJ	R	0.5	U		0.5	U		
2-BUTANONE	2.5	UJ	R	2.5	U		2.5	U		
2-HEXANONE	2.5	UJ	R	2.5	U		2.5	U		
4-METHYL-2-PENTANONE	2.5	UJ	R	2.5	U		2.5	U		
ACETONE	2.5	UJ	R	2.5	U		2.5	U		
BENZENE	0.5	UJ	R	0.5	U		0.5	U		
BROMODICHLOROMETHANE	0.5	UJ	R	0.5	U		0.5	U		
BROMOFORM	0.5	UJ	R	0.5	U		0.5	U		
BROMOMETHANE	0.5	UJ	R	0.5	U		0.5	U		
CARBON DISULFIDE	0.5	UJ	R	0.57	J	P	0.5	U		
CARBON TETRACHLORIDE	0.5	UJ	R	0.5	U		0.5	U		
CHLOROBENZENE	0.5	UJ	R	0.5	U		0.5	U		
CHLORODIBROMOMETHANE	0.5	UJ	CR	0.5	UJ	C	0.5	UJ	C	
CHLOROETHANE	0.5	UJ	CR	0.5	UJ	C	0.5	UJ	C	
CHLOROFORM	0.5	UJ	R	0.5	U		0.5	U		
CHLOROMETHANE	0.5	UJ	R	0.5	U		0.5	U		
CIS-1,2-DICHLOROETHENE	0.5	UJ	R	0.5	U		0.5	U		
CIS-1,3-DICHLOROPROPENE	0.5	UJ	R	0.5	U		0.5	U		
CYCLOHEXANE	0.5	UJ	R	0.5	U		0.5	U		
DICHLORODIFLUOROMETHANE	0.5	UJ	R	0.5	U		0.5	U		
ETHYLBENZENE	0.5	UJ	R	0.5	U		0.5	U		
ISOPROPYLBENZENE	0.5	UJ	CR	0.5	UJ	C	0.5	UJ	C	

PROJ_NO: 00622 SDG: D1310 FRACTION: OV MEDIA: WATER	NSAMPLE	BP-VPB132-GW-261			BP-VPB132-GW-281			BP-VPB-TB-012412		
	LAB_ID	D1310-07			D1310-08			D1310-01		
	SAMP_DATE	1/26/2012			1/26/2012			1/24/2012		
	QC_TYPE	NM			NM			NM		
	UNITS	UG/L			UG/L			UG/L		
	PCT_SOLIDS	100.0			100.0			100.0		
	DUP_OF									
PARAMETER	RESULT	VQL	QLCD	RESULT	VQL	QLCD	RESULT	VQL	QLCD	
M+P-XYLENES	1	UJ	R	1	U		1	U		
METHYL ACETATE	0.5	UJ	R	0.5	U		0.5	U		
METHYL CYCLOHEXANE	0.5	UJ	R	0.5	U		0.5	U		
METHYL TERT-BUTYL ETHER	3.8	J	R	0.5	U		0.5	U		
METHYLENE CHLORIDE	0.5	UJ	R	0.5	U		0.5	U		
O-XYLENE	0.5	UJ	R	0.5	U		0.5	U		
STYRENE	0.5	UJ	R	0.5	U		0.5	U		
TETRACHLOROETHENE	0.5	UJ	R	0.5	U		0.5	U		
TOLUENE	0.5	UJ	R	0.5	U		0.5	U		
TRANS-1,2-DICHLOROETHENE	0.5	UJ	R	0.5	U		0.5	U		
TRANS-1,3-DICHLOROPROPENE	0.5	UJ	CR	0.5	UJ	C	0.5	UJ	C	
TRICHLOROETHENE	0.5	UJ	R	0.5	U		0.5	U		
TRICHLOROFLUOROMETHANE	0.5	UJ	R	0.5	U		0.5	U		
VINYL CHLORIDE	0.5	UJ	R	0.5	U		0.5	U		

PROJ_NO: 00622 SDG: D1310 FRACTION: OV MEDIA: SOIL	NSAMPLE	BP-VPB132-GW-121			BP-VPB132-GW-241		
	LAB_ID	D1310-03			D1310-06		
	SAMP_DATE	1/24/2012			1/25/2012		
	QC_TYPE	NM			NM		
	UNITS	UG/KG			UG/KG		
	PCT_SOLIDS	0.0			0.0		
	DUP_OF						
PARAMETER	RESULT	VQL	QLCD	RESULT	VQL	QLCD	
1,1,1-TRICHLOROETHANE	2.55	U		2.5	U		
1,1,2,2-TETRACHLOROETHANE	2.55	UJ	C	2.5	U		
1,1,2-TRICHLOROETHANE	2.55	U		2.5	U		
1,1,2-TRICHLOROTRIFLUOROETHANE	2.55	U		2.5	U		
1,1-DICHLOROETHANE	2.55	U		2.5	U		
1,1-DICHLOROETHENE	2.55	U		2.5	U		
1,2,4-TRICHLOROBENZENE	2.55	U		2.5	U		
1,2-DIBROMO-3-CHLOROPROPANE	2.55	UJ	C	2.5	U		
1,2-DIBROMOETHANE	2.55	U		2.5	U		
1,2-DICHLOROBENZENE	2.55	U		2.5	U		
1,2-DICHLOROETHANE	2.55	U		2.5	U		
1,2-DICHLOROPROPANE	2.55	U		2.5	U		
1,3-DICHLOROBENZENE	2.55	U		2.5	U		
1,4-DICHLOROBENZENE	2.55	U		2.5	U		
2-BUTANONE	12.5	UJ	C	12.5	U		
2-HEXANONE	12.5	U		12.5	U		
4-METHYL-2-PENTANONE	12.5	U		12.5	U		
ACETONE	11	J	P	35			
BENZENE	2.55	U		3.4	J	P	
BROMODICHLOROMETHANE	2.55	U		2.5	U		
BROMOFORM	2.55	U		2.5	U		
BROMOMETHANE	2.55	U		2.5	U		
CARBON DISULFIDE	2.55	U		2.5	U		
CARBON TETRACHLORIDE	2.55	U		2.5	U		
CHLOROBENZENE	2.55	U		2.5	U		
CHLORODIBROMOMETHANE	2.55	U		2.5	U		
CHLOROETHANE	2.55	UJ	C	2.5	U		
CHLOROFORM	2.55	U		2.5	U		
CHLOROMETHANE	2.55	U		2.5	U		
CIS-1,2-DICHLOROETHENE	2.55	U		2.5	U		
CIS-1,3-DICHLOROPROPENE	2.55	U		2.5	U		
CYCLOHEXANE	2.55	U		2.5	U		
DICHLORODIFLUOROMETHANE	2.55	U		2.5	U		
ETHYLBENZENE	2.55	U		2.5	U		
ISOPROPYLBENZENE	2.55	UJ	C	2.5	U		

PROJ_NO: 00622 SDG: D1310 FRACTION: OV MEDIA: SOIL	NSAMPLE	BP-VPB132-GW-121			BP-VPB132-GW-241		
	LAB_ID	D1310-03			D1310-06		
	SAMP_DATE	1/24/2012			1/25/2012		
	QC_TYPE	NM			NM		
	UNITS	UG/KG			UG/KG		
	PCT_SOLIDS	0.0			0.0		
	DUP_OF						
PARAMETER	RESULT	VQL	QLCD	RESULT	VQL	QLCD	
M+P-XYLENES	5	U		4.95	U		
METHYL ACETATE	2.55	U		2.5	U		
METHYL CYCLOHEXANE	2.55	UJ	C	2.5	U		
METHYL TERT-BUTYL ETHER	2.55	U		2.5	U		
METHYLENE CHLORIDE	2.55	U		2.5	U		
O-XYLENE	2.55	U		2.5	U		
STYRENE	2.55	U		2.5	U		
TETRACHLOROETHENE	2.55	UJ	C	2.5	U		
TOLUENE	2.55	U		2.5	U		
TRANS-1,2-DICHLOROETHENE	2.55	U		2.5	U		
TRANS-1,3-DICHLOROPROPENE	2.55	U		2.5	U		
TRICHLOROETHENE	2.55	U		2.5	U		
TRICHLOROFLUOROMETHANE	2.55	U		2.5	U		
VINYL CHLORIDE	2.55	U		2.5	U		



TO: D. BRAYACK **DATE:** APRIL 6, 2012

FROM: JOSEPH KALINYAK **COPIES:** DV FILE

SUBJECT: ORGANIC DATA VALIDATION – VOC
 NWIRP BETHPAGE, CTO 066
 SDG D1396

SAMPLES: 11 / Aqueous / VOC

BP-VPB-TB-013012-SJC	BP-VPB132-GW-301	BP-VPB132-GW-321
BP-VPB132-GW-341	BP-VPB132-GW-361	BP-VPB132-GW-381
BP-VPB132-GW-401	BP-VPB132-GW-421	BP-VPB132-GW-441
BP-VPB132-GW-481	BP-VPB132-GW-501	

1 / Soil / VOC

BP-VPB132-GW-461

Overview

The sample set for NWIRP Bethpage, CTO 066, SDG D1396 consisted of twelve (12) aqueous samples including one (1) aqueous trip blank sample. The one (1) sample, BP-VPB132-GW-461, listed as a soil sample was a ground water sample with significant particulate matter that was analyzed as a soil and reported on a wet basis. All samples were analyzed for volatile organic compounds (VOC) as listed above. No field duplicate sample pairs were included in this Sample Delivery Group (SDG).

The samples were collected by Tetra Tech on January 30, 31 and February 1, and 2, 2012 and analyzed by ChemTech laboratory. All analyses were conducted in accordance with EPA Method SW-846 8260B analytical and reporting protocols. The data contained in this SDG were validated with regard to the following parameters:

- * • Data completeness
- * • Hold times
- * • GC/MS System Tuning and Performance
- Initial/continuing calibrations
- Laboratory Control Sample Recoveries
- Laboratory Blank Results
- * • Surrogate Spike Recoveries
- * • Internal Standard Recoveries
- Matrix Spike/Matrix Spike Duplicate Recoveries
- * • Compound Identification
- * • Compound Quantitation
- * • Detection Limits

The symbol (*) indicates that all quality control criteria were met for this parameter. Qualified analytical results are presented in Appendix A, results as reported by the laboratory are presented in Appendix B, Region II data validation forms are presented in Appendix C, and documentation supporting these findings is presented in Appendix D.

VOC

The laboratory indicated that a number of the SDG sample vials were found to have bubbles in them. Samples with at least one (1) sample vial that did not have bubbles were not qualified as it is assumed the laboratory used the sample vial without bubbles for the VOC analysis. The laboratory indicated that both vials for sample BP-VPB132-GW-341 had multiple small bubbles and that both vials for sample BP-VPB132-GW-401 had multiple medium bubbles. No validation action was taken for samples BP-VPB132-GW-341 and BP-VPB132-GW-401. The laboratory indicated that both vials for sample BP-VPB132-GW-361 had a large bubble. The non-detected results for sample BP-VPB132-GW-361 were qualified rejected, (UR), due to the presence of the large bubbles in the sample vials.

The following VOC contaminant was detected in the method blank VBF0203S1 at the following maximum concentration affecting sample BP-VPB132-GW-461.

<u>Analyte</u>	<u>Maximum Conc. µg/kg</u>	<u>Action Level µg/kg</u>
Methylene chloride	16	160

An action level of ten times the maximum level for the common laboratory contaminant methylene chloride has been used to evaluate sample data for blank contamination. Sample aliquot and dilution factors, if applicable, were taken into consideration when evaluating for blank contamination. The positive sample result was less than the action level and was qualified non-detected, (U).

The continuing calibration verification (CCV) percent difference (%D) was greater than the 20% quality control limit for trichlorofluoromethane and methylene chloride for instrument MSVOA_F on 02/03/12 @ 12:15.

Affected sample: BP-VPB132-GW-461

Action: The non-detected trichlorofluoromethane result was qualified estimated, (UJ). The methylene chloride result was qualified for method blank contamination and therefore no validation action was necessary.

The CCV %D was greater than the 20% quality control limit for bromomethane, chloroethane, and methyl acetate for instrument MSVOA_G on 02/06/12 @ 11:39.

Affected samples: BP-VPB132-GW-421, BP-VPB132-GW-441, and BP-VPB132-GW-361

Action: The non-detected bromomethane, chloroethane, and methyl acetate results were qualified estimated, (UJ).

The Laboratory Control Sample (LCS) percent recovery (%R) was greater than the quality control limit for trichlorofluoromethane, methylene chloride, and bromodichloromethane for the batch VBF0203S1 affecting the sample listed.

Affecting sample: BP-VPB132-GW-461

Action: No action was necessary as all analyte results were non-detected.

The matrix spike (MS) %R was greater than the quality control limit for 1,1,2,2-tetrachloroethane for the spiked sample BP-VPB132-GW-461.

Action: The sample 1,1,2,2-tetrachloroethane result was non-detected and was not qualified.

Additional Comments

Forty-nine (49) analytes were reported for VOCs.

TO: D. BRAYACK
SDG: D1396

PAGE: 3


Non-detected sample results were reported to the LOD.

EXECUTIVE SUMMARY


Laboratory Performance Issues: Sample BP-VPB132-GW-461 methylene chloride result was qualified for method blank contamination. Sample VOC results were qualified for CCV %D quality control limit non-compliances.

Other Factors Affecting Data Quality: Sample BP-VPB132-GW-361 non-detected results were qualified due to the presence of large bubbles in both sample vials.

The data for these analyses were reviewed with reference to the USEPA Region II Hazardous Waste Support Branch Validating Volatile Organic Compounds by Gas Chromatography/Mass Spectrometry SW-846 Method 8260B SOP #HW-24 Revision #2 August 2008 and the Department of Defense (DoD) document entitled "Quality Systems Manual (QSM) for Environmental Laboratories" (April 2009).



TetraTech
Joseph Kalinyak
Chemist/Data Validator



TetraTech
Joseph A. Samchuck
Data Validation Quality Assurance Officer

Attachments:

- Appendix A - Qualified Analytical Results
- Appendix B - Results as Reported by the Laboratory
- Appendix C - Region II Data Validation Forms
- Appendix D - Support Documentation

Appendix A

Qualified Analytical Results

Value Qualifier Key (Val Qual)

J – The result is an estimated quantity. The associated numerical value is the approximate concentration of the analyte in the sample.

UJ – The result is an estimated non-detected quantity. The associated numerical value is the approximate concentration of the analyte in the sample.

U - Value is a non-detect as reported by the laboratory.

UR – Non-detected result is considered rejected, (UR), as a result of technical non-compliances.

DATA QUALIFICATION CODE (QUAL CODE)

Qualifier Codes:

- A = Lab Blank Contamination
- B = Field Blank Contamination
- C = Calibration Noncompliance (i.e., % RSDs, %Ds, ICVs, CCVs, RRFs, etc.)
- C01 = GC/MS Tuning Noncompliance
- D = MS/MSD Recovery Noncompliance
- E = LCS/LCSD Recovery Noncompliance
- F = Lab Duplicate Imprecision
- G = Field Duplicate Imprecision
- H = Holding Time Exceedance
- I = ICP Serial Dilution Noncompliance
- J = ICP PDS Recovery Noncompliance; MSA's $r < 0.995$
- K = ICP Interference - includes ICS % R Noncompliance
- L = Instrument Calibration Range Exceedance
- M = Sample Preservation Noncompliance
- N = Internal Standard Noncompliance
- N01 = Internal Standard Recovery Noncompliance Dioxins
- N02 = Recovery Standard Noncompliance Dioxins
- N03 = Clean-up Standard Noncompliance Dioxins
- O = Poor Instrument Performance (i.e., base-time drifting)
- P = Uncertainty near detection limit ($< 2 \times$ IDL for inorganics and $<$ CRQL for organics)
- Q = Other problems (can encompass a number of issues; i.e.chromatography,interferences, etc.)
- R = Surrogates Recovery Noncompliance
- S = Pesticide/PCB Resolution
- T = % Breakdown Noncompliance for DDT and Endrin
- U = RPD between columns/detectors $>40\%$ for positive results determined via GC/HPLC
- V = Non-linear calibrations; correlation coefficient $r < 0.995$
- W = EMPC result
- X = Signal to noise response drop
- Y = Percent solids $<30\%$
- Z = Uncertainty at 2 sigma deviation is less than sample activity
- Z1 = Tentatively Identified Compound considered presumptively present
- Z2 = Tentatively Identified Compound column bleed

PROJ_NO: 00622	NSAMPLE	BP-VPB132-GW-461		
SDG: D1396	LAB_ID	D1396-10		
FRACTION: OV	SAMP_DATE	2/2/2012		
MEDIA: SOIL	QC_TYPE	NM		
	UNITS	UG/KG		
	PCT_SOLIDS	0.0		
	DUP_OF			
PARAMETER	RESULT	VQL	QLCD	
1,1,1-TRICHLOROETHANE	2.5	U		
1,1,2,2-TETRACHLOROETHANE	2.5	U		
1,1,2-TRICHLOROETHANE	2.5	U		
1,1,2-TRICHLOROTRIFLUOROETHANE	2.5	U		
1,1-DICHLOROETHANE	2.5	U		
1,1-DICHLOROETHENE	2.5	U		
1,2,4-TRICHLOROBENZENE	2.5	U		
1,2-DIBROMO-3-CHLOROPROPANE	2.5	U		
1,2-DIBROMOETHANE	2.5	U		
1,2-DICHLOROBENZENE	2.5	U		
1,2-DICHLOROETHANE	2.5	U		
1,2-DICHLOROPROPANE	2.5	U		
1,3-DICHLOROBENZENE	2.5	U		
1,4-DICHLOROBENZENE	2.5	U		
2-BUTANONE	12.5	U		
2-HEXANONE	12.5	U		
4-METHYL-2-PENTANONE	12.5	U		
ACETONE	29			
BENZENE	2.5	U		
BROMODICHLOROMETHANE	2.5	U		
BROMOFORM	2.5	U		
BROMOMETHANE	2.5	U		
CARBON DISULFIDE	2.5	U		
CARBON TETRACHLORIDE	2.5	U		
CHLOROBENZENE	2.5	U		
CHLORODIBROMOMETHANE	2.5	U		
CHLOROETHANE	2.5	U		
CHLOROFORM	2.5	U		
CHLOROMETHANE	2.5	U		
CIS-1,2-DICHLOROETHENE	2.5	U		
CIS-1,3-DICHLOROPROPENE	2.5	U		
CYCLOHEXANE	2.5	U		
DICHLORODIFLUOROMETHANE	2.5	U		
ETHYLBENZENE	2.5	U		
ISOPROPYLBENZENE	2.5	U		

PROJ_NO: 00622	NSAMPLE	BP-VPB132-GW-461		
SDG: D1396	LAB_ID	D1396-10		
FRACTION: OV	SAMP_DATE	2/2/2012		
MEDIA: SOIL	QC_TYPE	NM		
	UNITS	UG/KG		
	PCT_SOLIDS	0.0		
	DUP_OF			
PARAMETER	RESULT	VQL	QLCD	
M+P-XYLENES	5	U		
METHYL ACETATE	2.5	U		
METHYL CYCLOHEXANE	2.5	U		
METHYL TERT-BUTYL ETHER	2.5	U		
METHYLENE CHLORIDE	13	U	A	
O-XYLENE	2.5	U		
STYRENE	2.5	U		
TETRACHLOROETHENE	2.5	U		
TOLUENE	2.5	U		
TRANS-1,2-DICHLOROETHENE	2.5	U		
TRANS-1,3-DICHLOROPROPENE	2.5	U		
TRICHLOROETHENE	2.5	U		
TRICHLOROFLUOROMETHANE	2.5	UJ	C	
VINYL CHLORIDE	2.5	U		

PROJ_NO: 00622	NSAMPLE	BP-VPB132-GW-301			BP-VPB132-GW-321			BP-VPB132-GW-341			BP-VPB132-GW-361		
SDG: D1396	LAB_ID	D1396-02			D1396-03			D1396-04			D1396-05		
FRACTION: OV	SAMP_DATE	1/30/2012			1/30/2012			1/31/2012			1/31/2012		
MEDIA: WATER	QC_TYPE	NM			NM			NM			NM		
	UNITS	UG/L			UG/L			UG/L			UG/L		
	PCT_SOLIDS	0.0			0.0			0.0			0.0		
	DUP_OF												
PARAMETER	RESULT	VQL	QLCD	RESULT	VQL	QLCD	RESULT	VQL	QLCD	RESULT	VQL	QLCD	
1,1,1-TRICHLOROETHANE	0.5	U		0.5	U		0.5	U		0.5	UR	Q	
1,1,2,2-TETRACHLOROETHANE	0.5	U		0.5	U		0.5	U		0.5	UR	Q	
1,1,2-TRICHLOROETHANE	0.5	U		0.5	U		0.5	U		0.5	UR	Q	
1,1,2-TRICHLOROTRIFLUOROETHANE	0.5	U		0.5	U		0.5	U		0.5	UR	Q	
1,1-DICHLOROETHANE	0.5	U		0.5	U		0.5	U		0.5	UR	Q	
1,1-DICHLOROETHENE	0.5	U		0.5	U		0.5	U		0.5	UR	Q	
1,2,4-TRICHLOROBENZENE	0.5	U		0.5	U		0.5	U		0.5	UR	Q	
1,2-DIBROMO-3-CHLOROPROPANE	0.5	U		0.5	U		0.5	U		0.5	UR	Q	
1,2-DIBROMOETHANE	0.5	U		0.5	U		0.5	U		0.5	UR	Q	
1,2-DICHLOROBENZENE	0.5	U		0.5	U		0.5	U		0.5	UR	Q	
1,2-DICHLOROETHANE	0.5	U		0.5	U		0.5	U		0.5	UR	Q	
1,2-DICHLOROPROPANE	0.5	U		0.5	U		0.5	U		0.5	UR	Q	
1,3-DICHLOROBENZENE	0.5	U		0.5	U		0.5	U		0.5	UR	Q	
1,4-DICHLOROBENZENE	0.5	U		0.5	U		0.5	U		0.5	UR	Q	
2-BUTANONE	2.5	U		2.5	U		2.5	U		2.5	UR	Q	
2-HEXANONE	2.5	U		2.5	U		2.5	U		2.5	UR	Q	
4-METHYL-2-PENTANONE	2.5	U		2.5	U		2.5	U		2.5	UR	Q	
ACETONE	2.5	U		2.5	U		2.5	U		2.5	UR	Q	
BENZENE	0.5	U		0.5	U		0.5	U		0.5	UR	Q	
BROMODICHLOROMETHANE	0.5	U		0.5	U		0.5	U		0.5	UR	Q	
BROMOFORM	0.5	U		0.5	U		0.5	U		0.5	UR	Q	
BROMOMETHANE	0.5	U		0.5	U		0.5	U		0.5	UR	CQ	
CARBON DISULFIDE	0.5	U		0.5	U		0.5	U		0.5	UR	Q	
CARBON TETRACHLORIDE	0.5	U		0.5	U		0.5	U		0.5	UR	Q	
CHLOROBENZENE	0.5	U		0.5	U		0.5	U		0.5	UR	Q	
CHLORODIBROMOMETHANE	0.5	U		0.5	U		0.5	U		0.5	UR	Q	
CHLOROETHANE	0.5	U		0.5	U		0.5	U		0.5	UR	CQ	
CHLOROFORM	0.5	U		0.5	U		0.5	U		0.5	UR	Q	
CHLOROMETHANE	0.5	U		0.5	U		0.5	U		0.5	UR	Q	
CIS-1,2-DICHLOROETHENE	0.5	U		0.5	U		0.5	U		0.5	UR	Q	
CIS-1,3-DICHLOROPROPENE	0.5	U		0.5	U		0.5	U		0.5	UR	Q	
CYCLOHEXANE	0.5	U		0.5	U		0.5	U		0.5	UR	Q	
DICHLORODIFLUOROMETHANE	0.5	U		0.5	U		0.5	U		0.5	UR	Q	
ETHYLBENZENE	0.5	U		0.5	U		0.5	U		0.5	UR	Q	
ISOPROPYLBENZENE	0.5	U		0.5	U		0.5	U		0.5	UR	Q	

PROJ_NO: 00622 SDG: D1396 FRACTION: OV MEDIA: WATER	NSAMPLE	BP-VPB132-GW-381			BP-VPB132-GW-401			BP-VPB132-GW-421			BP-VPB132-GW-441		
	LAB_ID	D1396-06			D1396-07			D1396-08			D1396-09		
	SAMP_DATE	1/31/2012			2/1/2012			2/1/2012			2/1/2012		
	QC_TYPE	NM			NM			NM			NM		
	UNITS	UG/L			UG/L			UG/L			UG/L		
	PCT_SOLIDS	0.0			0.0			0.0			0.0		
	DUP_OF												
PARAMETER	RESULT	VQL	QLCD	RESULT	VQL	QLCD	RESULT	VQL	QLCD	RESULT	VQL	QLCD	
1,1,1-TRICHLOROETHANE	0.5	U		0.5	U		0.5	U		0.5	U		
1,1,2,2-TETRACHLOROETHANE	0.5	U		0.5	U		0.5	U		0.5	U		
1,1,2-TRICHLOROETHANE	0.5	U		0.5	U		0.5	U		0.5	U		
1,1,2-TRICHLOROTRIFLUOROETHANE	0.5	U		0.5	U		0.5	U		0.5	U		
1,1-DICHLOROETHANE	0.5	U		0.5	U		0.5	U		0.5	U		
1,1-DICHLOROETHENE	0.5	U		0.5	U		0.5	U		0.5	U		
1,2,4-TRICHLOROBENZENE	0.5	U		0.5	U		0.5	U		0.5	U		
1,2-DIBROMO-3-CHLOROPROPANE	0.5	U		0.5	U		0.5	U		0.5	U		
1,2-DIBROMOETHANE	0.5	U		0.5	U		0.5	U		0.5	U		
1,2-DICHLOROBENZENE	0.5	U		0.5	U		0.5	U		0.5	U		
1,2-DICHLOROETHANE	0.5	U		0.5	U		0.5	U		0.5	U		
1,2-DICHLOROPROPANE	0.5	U		0.5	U		0.5	U		0.5	U		
1,3-DICHLOROBENZENE	0.5	U		0.5	U		0.5	U		0.5	U		
1,4-DICHLOROBENZENE	0.5	U		0.5	U		0.5	U		0.5	U		
2-BUTANONE	2.5	U		2.5	U		2.5	U		2.5	U		
2-HEXANONE	2.5	U		2.5	U		2.5	U		2.5	U		
4-METHYL-2-PENTANONE	2.5	U		2.5	U		2.5	U		2.5	U		
ACETONE	2.5	U		2.5	U		2.5	U		2.5	U		
BENZENE	0.5	U		0.5	U		0.5	U		0.5	U		
BROMODICHLOROMETHANE	0.5	U		0.5	U		0.5	U		0.5	U		
BROMOFORM	0.5	U		0.5	U		0.5	U		0.5	U		
BROMOMETHANE	0.5	U		0.5	U		0.5	UJ	C	0.5	UJ	C	
CARBON DISULFIDE	0.5	U		0.5	U		0.5	U		0.5	U		
CARBON TETRACHLORIDE	0.5	U		0.5	U		0.5	U		0.5	U		
CHLOROBENZENE	0.5	U		0.5	U		0.5	U		0.5	U		
CHLORODIBROMOMETHANE	0.5	U		0.5	U		0.5	U		0.5	U		
CHLOROETHANE	0.5	U		0.5	U		0.5	UJ	C	0.5	UJ	C	
CHLOROFORM	0.5	U		0.5	U		0.5	U		0.5	U		
CHLOROMETHANE	0.5	U		0.5	U		0.5	U		0.5	U		
CIS-1,2-DICHLOROETHENE	0.5	U		0.5	U		0.5	U		0.5	U		
CIS-1,3-DICHLOROPROPENE	0.5	U		0.5	U		0.5	U		0.5	U		
CYCLOHEXANE	0.5	U		0.5	U		0.5	U		0.5	U		
DICHLORODIFLUOROMETHANE	0.5	U		0.5	U		0.5	U		0.5	U		
ETHYLBENZENE	0.5	U		0.5	U		0.5	U		0.5	U		
ISOPROPYLBENZENE	0.5	U		0.5	U		0.5	U		0.5	U		

PROJ_NO: 00622	NSAMPLE	BP-VPB132-GW-481			BP-VPB132-GW-501			BP-VPB-TB-013012-SJC		
SDG: D1396	LAB_ID	D1396-11			D1396-12			D1396-01		
FRACTION: OV	SAMP_DATE	2/2/2012			2/2/2012			1/30/2012		
MEDIA: WATER	QC_TYPE	NM			NM			NM		
	UNITS	UG/L			UG/L			UG/L		
	PCT_SOLIDS	0.0			0.0			0.0		
	DUP_OF									
PARAMETER	RESULT	VQL	QLCD	RESULT	VQL	QLCD	RESULT	VQL	QLCD	
1,1,1-TRICHLOROETHANE	0.5	U		0.5	U		0.5	U		
1,1,2,2-TETRACHLOROETHANE	0.5	U		0.5	U		0.5	U		
1,1,2-TRICHLOROETHANE	0.5	U		0.5	U		0.5	U		
1,1,2-TRICHLOROTRIFLUOROETHANE	0.5	U		0.5	U		0.5	U		
1,1-DICHLOROETHANE	0.5	U		0.5	U		0.5	U		
1,1-DICHLOROETHENE	0.5	U		0.5	U		0.5	U		
1,2,4-TRICHLOROBENZENE	0.5	U		0.5	U		0.5	U		
1,2-DIBROMO-3-CHLOROPROPANE	0.5	U		0.5	U		0.5	U		
1,2-DIBROMOETHANE	0.5	U		0.5	U		0.5	U		
1,2-DICHLOROBENZENE	0.5	U		0.5	U		0.5	U		
1,2-DICHLOROETHANE	0.5	U		0.5	U		0.5	U		
1,2-DICHLOROPROPANE	0.5	U		0.5	U		0.5	U		
1,3-DICHLOROBENZENE	0.5	U		0.5	U		0.5	U		
1,4-DICHLOROBENZENE	0.5	U		0.5	U		0.5	U		
2-BUTANONE	2.5	U		2.5	U		2.5	U		
2-HEXANONE	2.5	U		2.5	U		2.5	U		
4-METHYL-2-PENTANONE	2.5	U		2.5	U		2.5	U		
ACETONE	2.5	U		2.5	U		2.5	U		
BENZENE	0.5	U		0.5	U		0.5	U		
BROMODICHLOROMETHANE	0.5	U		0.5	U		0.5	U		
BROMOFORM	0.5	U		0.5	U		0.5	U		
BROMOMETHANE	0.5	U		0.5	U		0.5	U		
CARBON DISULFIDE	0.5	U		0.5	U		0.5	U		
CARBON TETRACHLORIDE	0.5	U		0.5	U		0.5	U		
CHLOROBENZENE	0.5	U		0.5	U		0.5	U		
CHLORODIBROMOMETHANE	0.5	U		0.5	U		0.5	U		
CHLOROETHANE	0.5	U		0.5	U		0.5	U		
CHLOROFORM	0.5	U		0.5	U		0.5	U		
CHLOROMETHANE	0.5	U		0.5	U		0.5	U		
CIS-1,2-DICHLOROETHENE	0.5	U		0.5	U		0.5	U		
CIS-1,3-DICHLOROPROPENE	0.5	U		0.5	U		0.5	U		
CYCLOHEXANE	0.5	U		0.5	U		0.5	U		
DICHLORODIFLUOROMETHANE	0.5	U		0.5	U		0.5	U		
ETHYLBENZENE	0.5	U		0.5	U		0.5	U		
ISOPROPYLBENZENE	0.5	U		0.5	U		0.5	U		

PROJ_NO: 00622 SDG: D1396 FRACTION: OV MEDIA: WATER	NSAMPLE	BP-VPB132-GW-301			BP-VPB132-GW-321			BP-VPB132-GW-341			BP-VPB132-GW-361		
	LAB_ID	D1396-02			D1396-03			D1396-04			D1396-05		
	SAMP_DATE	1/30/2012			1/30/2012			1/31/2012			1/31/2012		
	QC_TYPE	NM			NM			NM			NM		
	UNITS	UG/L			UG/L			UG/L			UG/L		
	PCT_SOLIDS	0.0			0.0			0.0			0.0		
	DUP_OF												
PARAMETER	RESULT	VQL	QLCD	RESULT	VQL	QLCD	RESULT	VQL	QLCD	RESULT	VQL	QLCD	
M+P-XYLENES	1	U		1	U		1	U		1	UR	Q	
METHYL ACETATE	0.5	U		0.5	U		0.5	U		0.5	UR	CQ	
METHYL CYCLOHEXANE	0.5	U		0.5	U		0.5	U		0.5	UR	Q	
METHYL TERT-BUTYL ETHER	0.5	U		0.5	U		0.5	U		0.5	UR	Q	
METHYLENE CHLORIDE	0.5	U		0.5	U		0.5	U		0.5	UR	Q	
O-XYLENE	0.5	U		0.5	U		0.5	U		0.5	UR	Q	
STYRENE	0.5	U		0.5	U		0.5	U		0.5	UR	Q	
TETRACHLOROETHENE	0.5	U		0.5	U		0.5	U		0.5	UR	Q	
TOLUENE	0.5	U		0.5	U		0.5	U		0.5	UR	Q	
TRANS-1,2-DICHLOROETHENE	0.5	U		0.5	U		0.5	U		0.5	UR	Q	
TRANS-1,3-DICHLOROPROPENE	0.5	U		0.5	U		0.5	U		0.5	UR	Q	
TRICHLOROETHENE	0.5	U		0.5	U		0.5	U		0.5	UR	Q	
TRICHLOROFLUOROMETHANE	0.5	U		0.5	U		0.5	U		0.5	UR	Q	
VINYL CHLORIDE	0.5	U		0.5	U		0.5	U		0.5	UR	Q	

PROJ_NO: 00622	NSAMPLE	BP-VPB132-GW-381			BP-VPB132-GW-401			BP-VPB132-GW-421			BP-VPB132-GW-441		
SDG: D1396	LAB_ID	D1396-06			D1396-07			D1396-08			D1396-09		
FRACTION: OV	SAMP_DATE	1/31/2012			2/1/2012			2/1/2012			2/1/2012		
MEDIA: WATER	QC_TYPE	NM			NM			NM			NM		
	UNITS	UG/L			UG/L			UG/L			UG/L		
	PCT_SOLIDS	0.0			0.0			0.0			0.0		
	DUP_OF												
PARAMETER	RESULT	VQL	QLCD	RESULT	VQL	QLCD	RESULT	VQL	QLCD	RESULT	VQL	QLCD	
M+P-XYLENES	1	U		1	U		1	U		1	U		
METHYL ACETATE	0.5	U		0.5	U		0.5	UJ	C	0.5	UJ	C	
METHYL CYCLOHEXANE	0.5	U		0.5	U		0.5	U		0.5	U		
METHYL TERT-BUTYL ETHER	0.5	U		0.5	U		0.5	U		0.5	U		
METHYLENE CHLORIDE	0.5	U		0.5	U		0.5	U		0.5	U		
O-XYLENE	0.5	U		0.5	U		0.5	U		0.5	U		
STYRENE	0.5	U		0.5	U		0.5	U		0.5	U		
TETRACHLOROETHENE	0.5	U		0.5	U		0.5	U		0.5	U		
TOLUENE	0.5	U		0.5	U		0.5	U		0.5	U		
TRANS-1,2-DICHLOROETHENE	0.5	U		0.5	U		0.5	U		0.5	U		
TRANS-1,3-DICHLOROPROPENE	0.5	U		0.5	U		0.5	U		0.5	U		
TRICHLOROETHENE	0.5	U		0.5	U		0.5	U		0.5	U		
TRICHLOROFLUOROMETHANE	0.5	U		0.5	U		0.5	U		0.5	U		
VINYL CHLORIDE	0.5	U		0.5	U		0.5	U		0.5	U		

PROJ_NO: 00622 SDG: D1396 FRACTION: OV MEDIA: WATER	NSAMPLE	BP-VPB132-GW-481			BP-VPB132-GW-501			BP-VPB-TB-013012-SJC		
	LAB_ID	D1396-11			D1396-12			D1396-01		
	SAMP_DATE	2/2/2012			2/2/2012			1/30/2012		
	QC_TYPE	NM			NM			NM		
	UNITS	UG/L			UG/L			UG/L		
	PCT_SOLIDS	0.0			0.0			0.0		
DUP_OF										
PARAMETER	RESULT	VQL	QLCD	RESULT	VQL	QLCD	RESULT	VQL	QLCD	
M+P-XYLENES	1	U		1	U		1	U		
METHYL ACETATE	0.5	U		0.5	U		0.5	U		
METHYL CYCLOHEXANE	0.5	U		0.5	U		0.5	U		
METHYL TERT-BUTYL ETHER	0.5	U		0.5	U		0.5	U		
METHYLENE CHLORIDE	0.5	U		0.5	U		0.5	U		
O-XYLENE	0.5	U		0.5	U		0.5	U		
STYRENE	0.5	U		0.5	U		0.5	U		
TETRACHLOROETHENE	0.5	U		0.5	U		0.5	U		
TOLUENE	0.5	U		0.5	U		0.5	U		
TRANS-1,2-DICHLOROETHENE	0.5	U		0.5	U		0.5	U		
TRANS-1,3-DICHLOROPROPENE	0.5	U		0.5	U		0.5	U		
TRICHLOROETHENE	0.5	U		0.5	U		0.5	U		
TRICHLOROFLUOROMETHANE	0.5	U		0.5	U		0.5	U		
VINYL CHLORIDE	0.5	U		0.5	U		0.5	U		



TO: D. BRAYACK DATE: APRIL 10, 2012

FROM: JOSEPH KALINYAK COPIES: DV FILE

SUBJECT: ORGANIC DATA VALIDATION – VOC
 NWIRP BETHPAGE, CTO 066
 SDG D1437

SAMPLES: 6 / Aqueous / VOC

BP-VPB-TB-020312-SJC	BP-VPB132-GW-521	BP-VPB132-GW-541
BP-VPB132-GW-561	BP-VPB132-GW-581	BP-VPB132-GW-601

Overview

The sample set for NWIRP Bethpage, CTO 066, SDG D1437 consisted of six (6) aqueous samples including one (1) aqueous trip blank sample. All aqueous samples were analyzed for a select list of volatile organic compounds (VOC). No field duplicate sample pairs were included in this Sample Delivery Group (SDG).

The samples were collected by Tetra Tech on February 3, 6, and 7, 2012 and analyzed by ChemTech laboratory. All analyses were conducted in accordance with EPA Method SW-846 8260B analytical and reporting protocols.

The data contained in this SDG were validated with regard to the following parameters:

- * • Data completeness
- * • Hold times
- * • GC/MS System Tuning and Performance
- Initial/continuing calibrations
- * • Laboratory Blank Results
- * • Laboratory Control Sample
- * • Surrogate Spike Recoveries
- * • Internal Standard Recoveries
- * • Compound Identification
- * • Compound Quantitation
- * • Detection Limits

The symbol (*) indicates that all quality control criteria were met for this parameter. Qualified analytical results are presented in Appendix A, results as reported by the laboratory are presented in Appendix B, Region II data validation forms are presented in Appendix C, and documentation supporting these findings is presented in Appendix D.

VOC

The continuing calibration verification (CCV) percent differences (%D) were greater than the 20% quality control limit for bromomethane, chloroethane, acetone, methyl acetate, and 2-butanone for instrument MSVOAG on 02/08/12 @ 11:29.

Affected samples: BP-VPB132-GW-581 and BP-VPB132-GW-601

Action: The aforementioned sample non-detected results for bromomethane, chloroethane, acetone, methyl acetate, and 2-butanone were qualified estimated, (UJ).

Additional Comments

Forty-nine (49) analytes were reported for VOCs.

Non-detected sample results were reported to the LOD.

EXECUTIVE SUMMARY

Laboratory Performance Issues: Sample VOC results were qualified for CCV %D quality control limit non-compliances.

Other Factors Affecting Data Quality: None.

The data for these analyses were reviewed with reference to the USEPA SW-846 Method 8260B, USEPA Region II Hazardous Waste Support Branch Validating Volatile Organic Compounds by Gas Chromatography/Mass Spectrometry SW-846 Method 8260B SOP HW-24 Revision #2 August 2008 and the Department of Defense (DoD) document entitled "Quality Systems Manual (QSM) for Environmental Laboratories" (April 2009).



TetraTech
Joseph Kalinyak
Chemist/Data Validator



TetraTech
Joseph A. Samchuck
Data Validation Quality Assurance Officer

- Attachments:
- Appendix A - Qualified Analytical Results
 - Appendix B - Results as Reported by the Laboratory
 - Appendix C - Region II Data Validation Forms
 - Appendix D - Support Documentation

Appendix A

Qualified Analytical Results

Value Qualifier Key (Val Qual)

J – The result is an estimated quantity. The associated numerical value is the approximate concentration of the analyte in the sample.

UJ – The result is an estimated non-detected quantity. The associated numerical value is the approximate concentration of the analyte in the sample.

U - Value is a non-detect as reported by the laboratory.

UR – Non-detected result is considered rejected, (UR), as a result of technical non-compliances.

DATA QUALIFICATION CODE (QUAL CODE)

Qualifier Codes:

- A = Lab Blank Contamination
- B = Field Blank Contamination
- C = Calibration Noncompliance (i.e., % RSDs, %Ds, ICVs, CCVs, RRFs, etc.)
- C01 = GC/MS Tuning Noncompliance
- D = MS/MSD Recovery Noncompliance
- E = LCS/LCSD Recovery Noncompliance
- F = Lab Duplicate Imprecision
- G = Field Duplicate Imprecision
- H = Holding Time Exceedance
- I = ICP Serial Dilution Noncompliance
- J = ICP PDS Recovery Noncompliance; MSA's $r < 0.995$
- K = ICP Interference - includes ICS % R Noncompliance
- L = Instrument Calibration Range Exceedance
- M = Sample Preservation Noncompliance
- N = Internal Standard Noncompliance
- N01 = Internal Standard Recovery Noncompliance Dioxins
- N02 = Recovery Standard Noncompliance Dioxins
- N03 = Clean-up Standard Noncompliance Dioxins
- O = Poor Instrument Performance (i.e., base-time drifting)
- P = Uncertainty near detection limit ($< 2 \times$ IDL for inorganics and $<$ CRQL for organics)
- Q = Other problems (can encompass a number of issues; i.e. chromatography, interferences, etc.)
- R = Surrogates Recovery Noncompliance
- S = Pesticide/PCB Resolution
- T = % Breakdown Noncompliance for DDT and Endrin
- U = RPD between columns/detectors $>40\%$ for positive results determined via GC/HPLC
- V = Non-linear calibrations; correlation coefficient $r < 0.995$
- W = EMPC result
- X = Signal to noise response drop
- Y = Percent solids $<30\%$
- Z = Uncertainty at 2 sigma deviation is less than sample activity
- Z1 = Tentatively Identified Compound considered presumptively present
- Z2 = Tentatively Identified Compound column bleed

PROJ_NO: 00622	NSAMPLE	BP-VPB132-GW-521			BP-VPB132-GW-541			BP-VPB132-GW-561			BP-VPB132-GW-581		
SDG: D1437	LAB_ID	D1437-02			D1437-03			D1437-04			D1437-05		
FRACTION: OV	SAMP_DATE	2/3/2012			2/6/2012			2/6/2012			2/7/2012		
MEDIA: WATER	QC_TYPE	NM			NM			NM			NM		
	UNITS	UG/L			UG/L			UG/L			UG/L		
	PCT_SOLIDS	0.0			0.0			0.0			0.0		
	DUP_OF												
PARAMETER	RESULT	VQL	QLCD	RESULT	VQL	QLCD	RESULT	VQL	QLCD	RESULT	VQL	QLCD	
1,1,1-TRICHLOROETHANE	0.5	U		0.5	U		0.5	U		0.5	U		
1,1,2,2-TETRACHLOROETHANE	0.5	U		0.5	U		0.5	U		0.5	U		
1,1,2-TRICHLOROETHANE	0.5	U		0.5	U		0.5	U		0.5	U		
1,1,2-TRICHLOROTRIFLUOROETHANE	0.5	U		0.5	U		0.5	U		0.5	U		
1,1-DICHLOROETHANE	0.5	U		0.5	U		0.5	U		0.5	U		
1,1-DICHLOROETHENE	0.5	U		0.5	U		0.5	U		0.5	U		
1,2,4-TRICHLOROBENZENE	0.5	U		0.5	U		0.5	U		0.5	U		
1,2-DIBROMO-3-CHLOROPROPANE	0.5	U		0.5	U		0.5	U		0.5	U		
1,2-DIBROMOETHANE	0.5	U		0.5	U		0.5	U		0.5	U		
1,2-DICHLOROBENZENE	0.5	U		0.5	U		0.5	U		0.5	U		
1,2-DICHLOROETHANE	0.5	U		0.5	U		0.5	U		0.5	U		
1,2-DICHLOROPROPANE	0.5	U		0.5	U		0.5	U		0.5	U		
1,3-DICHLOROBENZENE	0.5	U		0.5	U		0.5	U		0.5	U		
1,4-DICHLOROBENZENE	0.5	U		0.5	U		0.5	U		0.5	U		
2-BUTANONE	2.5	U		2.5	U		2.5	U		2.5	UJ	C	
2-HEXANONE	2.5	U		2.5	U		2.5	U		2.5	U		
4-METHYL-2-PENTANONE	2.5	U		2.5	U		2.5	U		2.5	U		
ACETONE	2.5	U		2.5	U		13			2.5	UJ	C	
BENZENE	0.5	U		0.5	U		0.5	U		0.5	U		
BROMODICHLOROMETHANE	0.5	U		0.5	U		0.5	U		0.5	U		
BROMOFORM	0.5	U		0.5	U		0.5	U		0.5	U		
BROMOMETHANE	0.5	U		0.5	U		0.5	U		0.5	UJ	C	
CARBON DISULFIDE	0.5	U		0.5	U		0.5	U		0.5	U		
CARBON TETRACHLORIDE	0.5	U		0.5	U		0.5	U		0.5	U		
CHLOROBENZENE	0.5	U		0.5	U		0.5	U		0.5	U		
CHLORODIBROMOMETHANE	0.5	U		0.5	U		0.5	U		0.5	U		
CHLOROETHANE	0.5	U		0.5	U		0.5	U		0.5	UJ	C	
CHLOROFORM	0.5	U		0.5	U		0.5	U		0.5	U		
CHLOROMETHANE	0.5	U		0.5	U		0.5	U		0.5	U		
CIS-1,2-DICHLOROETHENE	0.5	U		0.5	U		0.5	U		0.5	U		
CIS-1,3-DICHLOROPROPENE	0.5	U		0.5	U		0.5	U		0.5	U		
CYCLOHEXANE	0.5	U		0.5	U		0.5	U		0.5	U		
DICHLORODIFLUOROMETHANE	0.5	U		0.5	U		0.5	U		0.5	U		
ETHYLBENZENE	0.5	U		0.5	U		0.5	U		0.5	U		
ISOPROPYLBENZENE	0.5	U		0.5	U		0.5	U		0.5	U		

PROJ_NO: 00622 SDG: D1437 FRACTION: OV MEDIA: WATER	NSAMPLE	BP-VPB132-GW-601			BP-VPB-TB-020312-SJC		
	LAB_ID	D1437-06			D1437-01		
	SAMP_DATE	2/7/2012			2/3/2012		
	QC_TYPE	NM			NM		
	UNITS	UG/L			UG/L		
	PCT_SOLIDS	0.0			0.0		
	DUP_OF						
PARAMETER	RESULT	VQL	QLCD	RESULT	VQL	QLCD	
1,1,1-TRICHLOROETHANE	0.5	U		0.5	U		
1,1,2,2-TETRACHLOROETHANE	0.5	U		0.5	U		
1,1,2-TRICHLOROETHANE	0.5	U		0.5	U		
1,1,2-TRICHLOROTRIFLUOROETHANE	0.5	U		0.5	U		
1,1-DICHLOROETHANE	0.5	U		0.5	U		
1,1-DICHLOROETHENE	0.5	U		0.5	U		
1,2,4-TRICHLOROBENZENE	0.5	U		0.5	U		
1,2-DIBROMO-3-CHLOROPROPANE	0.5	U		0.5	U		
1,2-DIBROMOETHANE	0.5	U		0.5	U		
1,2-DICHLOROBENZENE	0.5	U		0.5	U		
1,2-DICHLOROETHANE	0.5	U		0.5	U		
1,2-DICHLOROPROPANE	0.5	U		0.5	U		
1,3-DICHLOROBENZENE	0.5	U		0.5	U		
1,4-DICHLOROBENZENE	0.5	U		0.5	U		
2-BUTANONE	2.5	UJ	C	2.5	U		
2-HEXANONE	2.5	U		2.5	U		
4-METHYL-2-PENTANONE	2.5	U		2.5	U		
ACETONE	2.5	UJ	C	2.5	U		
BENZENE	0.5	U		0.5	U		
BROMODICHLOROMETHANE	0.5	U		0.5	U		
BROMOFORM	0.5	U		0.5	U		
BROMOMETHANE	0.5	UJ	C	0.5	U		
CARBON DISULFIDE	0.5	U		0.5	U		
CARBON TETRACHLORIDE	0.5	U		0.5	U		
CHLOROBENZENE	0.5	U		0.5	U		
CHLORODIBROMOMETHANE	0.5	U		0.5	U		
CHLOROETHANE	0.5	UJ	C	0.5	U		
CHLOROFORM	0.5	U		0.5	U		
CHLOROMETHANE	0.5	U		0.5	U		
CIS-1,2-DICHLOROETHENE	0.5	U		0.5	U		
CIS-1,3-DICHLOROPROPENE	0.5	U		0.5	U		
CYCLOHEXANE	0.5	U		0.5	U		
DICHLORODIFLUOROMETHANE	0.5	U		0.5	U		
ETHYLBENZENE	0.5	U		0.5	U		
ISOPROPYLBENZENE	0.5	U		0.5	U		

PROJ_NO: 00622	NSAMPLE	BP-VPB132-GW-521			BP-VPB132-GW-541			BP-VPB132-GW-561			BP-VPB132-GW-581		
SDG: D1437	LAB_ID	D1437-02			D1437-03			D1437-04			D1437-05		
FRACTION: OV	SAMP_DATE	2/3/2012			2/6/2012			2/6/2012			2/7/2012		
MEDIA: WATER	QC_TYPE	NM			NM			NM			NM		
	UNITS	UG/L			UG/L			UG/L			UG/L		
	PCT_SOLIDS	0.0			0.0			0.0			0.0		
	DUP_OF												
PARAMETER	RESULT	VQL	QLCD	RESULT	VQL	QLCD	RESULT	VQL	QLCD	RESULT	VQL	QLCD	
M+P-XYLENES	1	U		1	U		1	U		1	U		
METHYL ACETATE	0.5	U		0.5	U		0.5	U		0.5	UJ	C	
METHYL CYCLOHEXANE	0.5	U		0.5	U		0.5	U		0.5	U		
METHYL TERT-BUTYL ETHER	0.5	U		0.5	U		0.5	U		0.5	U		
METHYLENE CHLORIDE	0.5	U		0.5	U		0.5	U		0.5	U		
O-XYLENE	0.5	U		0.5	U		0.5	U		0.5	U		
STYRENE	0.5	U		0.5	U		0.5	U		0.5	U		
TETRACHLOROETHENE	0.5	U		0.5	U		0.5	U		0.5	U		
TOLUENE	0.5	U		0.5	U		0.5	U		0.5	U		
TRANS-1,2-DICHLOROETHENE	0.5	U		0.5	U		0.5	U		0.5	U		
TRANS-1,3-DICHLOROPROPENE	0.5	U		0.5	U		0.5	U		0.5	U		
TRICHLOROETHENE	0.5	U		0.5	U		0.5	U		0.5	U		
TRICHLOROFLUOROMETHANE	0.5	U		0.5	U		0.5	U		0.5	U		
VINYL CHLORIDE	0.5	U		0.5	U		0.5	U		0.5	U		

PROJ_NO: 00622	NSAMPLE	BP-VPB132-GW-601			BP-VPB-TB-020312-SJC		
SDG: D1437	LAB_ID	D1437-06			D1437-01		
FRACTION: OV	SAMP_DATE	2/7/2012			2/3/2012		
MEDIA: WATER	QC_TYPE	NM			NM		
	UNITS	UG/L			UG/L		
	PCT_SOLIDS	0.0			0.0		
	DUP_OF						
PARAMETER	RESULT	VQL	QLCD	RESULT	VQL	QLCD	
M+P-XYLENES	1	U		1	U		
METHYL ACETATE	0.5	UJ	C	0.5	U		
METHYL CYCLOHEXANE	0.5	U		0.5	U		
METHYL TERT-BUTYL ETHER	0.5	U		0.5	U		
METHYLENE CHLORIDE	0.5	U		0.5	U		
O-XYLENE	0.5	U		0.5	U		
STYRENE	0.5	U		0.5	U		
TETRACHLOROETHENE	0.5	U		0.5	U		
TOLUENE	0.5	U		0.5	U		
TRANS-1,2-DICHLOROETHENE	0.5	U		0.5	U		
TRANS-1,3-DICHLOROPROPENE	0.5	U		0.5	U		
TRICHLOROETHENE	0.5	U		0.5	U		
TRICHLOROFLUOROMETHANE	0.5	U		0.5	U		
VINYL CHLORIDE	0.5	U		0.5	U		



TO: D. BRAYACK **DATE:** APRIL 10, 2012

FROM: JOSEPH KALINYAK **COPIES:** DV FILE

SUBJECT: ORGANIC DATA VALIDATION – VOC
 NWIRP BETHPAGE, CTO 066
 SDG D1473

SAMPLES: 3 / Aqueous / VOC

BP-VPB-TB-020812-SJC	BP-VPB132-GW-641	BP-VPB132-GW-701
----------------------	------------------	------------------

3 / Sediment / VOC

BP-VPB132-GW-681	BP-VPB132-GW-721	BP-VPB132-GW-741
------------------	------------------	------------------

Overview

The sample set for NWIRP Bethpage, CTO 066, SDG D1473 consisted of three (3) aqueous samples and three (3) sediment samples. All samples were analyzed for volatile organic compounds (VOC) as listed above. No field duplicate sample pairs were included in this Sample Delivery Group (SDG). The three (3) samples listed as sediments were ground water samples with significant particulate matter and were analyzed and reported on a wet basis.

The samples were collected by Tetra Tech on February 8 and 9, 2012 and analyzed by ChemTech laboratory. All analyses were conducted in accordance with EPA Method SW-846 8260B analytical and reporting protocols. The data contained in this SDG were validated with regard to the following parameters:

- * • Data completeness
- * • Hold times
- * • GC/MS System Tuning and Performance
- Initial/continuing calibrations
- * • Laboratory Control Sample Recoveries
- * • Laboratory Blank Results
- Surrogate Spike Recoveries
- Internal Standard Recoveries
- * • Matrix Spike/Matrix Spike Duplicate Recoveries
- * • Compound Identification
- * • Compound Quantitation
- * • Detection Limits

The symbol (*) indicates that all quality control criteria were met for this parameter. Qualified analytical results are presented in Appendix A, results as reported by the laboratory are presented in Appendix B, Region II data validation forms are presented in Appendix C, and documentation supporting these findings is presented in Appendix D.

VOC

The continuing calibration verification (CCV) percent differences (%D) was greater than the 20% quality control limit for trichlorofluoromethane for instrument MSVOA_F on 02/14/12 @ 13:25.

Affected samples: re-analysis of samples BP-VPB132-GW-681, BP-VPB132-GW-721, and BP-VPB132-GW-741

Action: The non-detected trichlorofluoromethane results for the reported sample re-analyzes were qualified estimated, (UJ).

The CCV %D was greater than the 20% quality control limit for tetrachloroethene for instrument MSVOA_R on 02/14/12 @ 22:56.

Affected samples: MS and MSD

Action: No validation action was necessary. No samples were affected.

The surrogate (system monitoring compound) and internal standard recoveries %Rs were less than the quality control limit for samples listed below.

Sample	Surrogate(s)	Internal Standard
BP-VPB132-GW-681	BFB	Internal Standard 1,4-dichlorobenzene-d4 – IS4 -----
BP-VPB132-GW-681RE	BFB	-----
BP-VPB132-GW-721	BFB	IS4
BP-VPB132-GW-721RE	BFB	-----
BP-VPB132-GW-741	BFB	IS4
BP-VPB132-GW-741RE	BFB	-----

Actions: The re-analyses results of the samples were reported due to improved internal standard recoveries.

Positive results below the limit of quantitation (LOQ) and above the method detection limit were qualified as estimated, (J), due to uncertainty near the detection limit.

Additional Comments

Forty-nine (49) analytes were reported for VOCs.

Non-detected sample results were reported to the LOD.

EXECUTIVE SUMMARY

Laboratory Performance Issues: Sample VOC results were qualified for CCV %D quality control limit non-compliances.

Other Factors Affecting Data Quality: Positive results below the Limit of Detection (LOD) and above the method detection limit were qualified as estimated, (J), due to uncertainty near the detection limit.

The data for these analyses were reviewed with reference to the USEPA Region II Hazardous Waste


TO: D. BRAYACK
SDG: D1473

PAGE: 3

The data for these analyses were reviewed with reference to the USEPA Region II Hazardous Waste Support Branch Validating Volatile Organic Compounds by Gas Chromatography/Mass Spectrometry SW-846 Method 8260B SOP #HW-24 Revision #2 August 2008 and the Department of Defense (DoD) document entitled "Quality Systems Manual (QSM) for Environmental Laboratories" (April 2009).



TetraTech
Joseph Kalinyak
Chemist/Data Validator



TetraTech
Joseph A. Samchuck
Data Validation Quality Assurance Officer

Attachments:

- Appendix A - Qualified Analytical Results
- Appendix B - Results as Reported by the Laboratory
- Appendix C - Region II Data Validation Forms
- Appendix D - Support Documentation

Appendix A

Qualified Analytical Results

Value Qualifier Key (Val Qual)

J – The result is an estimated quantity. The associated numerical value is the approximate concentration of the analyte in the sample.

UJ – The result is an estimated non-detected quantity. The associated numerical value is the approximate concentration of the analyte in the sample.

U - Value is a non-detect as reported by the laboratory.

UR – Non-detected result is considered rejected, (UR), as a result of technical non-compliances.

DATA QUALIFICATION CODE (QUAL CODE)

Qualifier Codes:

- A = Lab Blank Contamination
- B = Field Blank Contamination
- C = Calibration Noncompliance (i.e., % RSDs, %Ds, ICVs, CCVs, RRFs, etc.)
- C01 = GC/MS Tuning Noncompliance
- D = MS/MSD Recovery Noncompliance
- E = LCS/LCSD Recovery Noncompliance
- F = Lab Duplicate Imprecision
- G = Field Duplicate Imprecision
- H = Holding Time Exceedance
- I = ICP Serial Dilution Noncompliance
- J = ICP PDS Recovery Noncompliance; MSA's $r < 0.995$
- K = ICP Interference - includes ICS % R Noncompliance
- L = Instrument Calibration Range Exceedance
- M = Sample Preservation Noncompliance
- N = Internal Standard Noncompliance
- N01 = Internal Standard Recovery Noncompliance Dioxins
- N02 = Recovery Standard Noncompliance Dioxins
- N03 = Clean-up Standard Noncompliance Dioxins
- O = Poor Instrument Performance (i.e., base-time drifting)
- P = Uncertainty near detection limit ($< 2 \times$ IDL for inorganics and $<$ CRQL for organics)
- Q = Other problems (can encompass a number of issues; i.e. chromatography, interferences, etc.)
- R = Surrogates Recovery Noncompliance
- S = Pesticide/PCB Resolution
- T = % Breakdown Noncompliance for DDT and Endrin
- U = RPD between columns/detectors $>40\%$ for positive results determined via GC/HPLC
- V = Non-linear calibrations; correlation coefficient $r < 0.995$
- W = EMPC result
- X = Signal to noise response drop
- Y = Percent solids $<30\%$
- Z = Uncertainty at 2 sigma deviation is less than sample activity
- Z1 = Tentatively Identified Compound considered presumptively present
- Z2 = Tentatively Identified Compound column bleed

PROJ_NO: 00622 SDG: D1473 FRACTION: OV MEDIA: WATER	NSAMPLE	BP-VPB132-GW-641			BP-VPB132-GW-701			BP-VPB-TB-020812-SJC		
	LAB_ID	D1473-02			D1473-04			D1473-01		
	SAMP_DATE	2/8/2012			2/9/2012			2/8/2012		
	QC_TYPE	NM			NM			NM		
	UNITS	UG/L			UG/L			UG/L		
	PCT_SOLIDS	0.0			0.0			0.0		
	DUP_OF									
PARAMETER	RESULT	VQL	QLCD	RESULT	VQL	QLCD	RESULT	VQL	QLCD	
1,1,1-TRICHLOROETHANE	0.5	U		0.5	U		0.5	U		
1,1,2,2-TETRACHLOROETHANE	0.5	U		0.5	U		0.5	U		
1,1,2-TRICHLOROETHANE	0.5	U		0.5	U		0.5	U		
1,1,2-TRICHLOROTRIFLUOROETHANE	0.5	U		0.5	U		0.5	U		
1,1-DICHLOROETHANE	0.5	U		0.5	U		0.5	U		
1,1-DICHLOROETHENE	0.5	U		0.5	U		0.5	U		
1,2,4-TRICHLOROBENZENE	0.5	U		0.5	U		0.5	U		
1,2-DIBROMO-3-CHLOROPROPANE	0.5	U		0.5	U		0.5	U		
1,2-DIBROMOETHANE	0.5	U		0.5	U		0.5	U		
1,2-DICHLOROBENZENE	0.5	U		0.5	U		0.5	U		
1,2-DICHLOROETHANE	0.5	U		0.5	U		0.5	U		
1,2-DICHLOROPROPANE	0.5	U		0.5	U		0.5	U		
1,3-DICHLOROBENZENE	0.5	U		0.5	U		0.5	U		
1,4-DICHLOROBENZENE	0.5	U		0.5	U		0.5	U		
2-BUTANONE	2.5	U		2.5	U		2.5	U		
2-HEXANONE	2.5	U		2.5	U		2.5	U		
4-METHYL-2-PENTANONE	2.5	U		2.5	U		2.5	U		
ACETONE	5			4.8	J	P	2.5	U		
BENZENE	0.5	U		0.5	U		0.5	U		
BROMODICHLOROMETHANE	0.5	U		0.5	U		0.5	U		
BROMOFORM	0.5	U		0.5	U		0.5	U		
BROMOMETHANE	0.5	U		0.5	U		0.5	U		
CARBON DISULFIDE	0.5	U		0.5	U		0.5	U		
CARBON TETRACHLORIDE	0.5	U		0.5	U		0.5	U		
CHLOROBENZENE	0.5	U		0.5	U		0.5	U		
CHLORODIBROMOMETHANE	0.5	U		0.5	U		0.5	U		
CHLOROETHANE	0.5	U		0.5	U		0.5	U		
CHLOROFORM	0.5	U		0.5	U		0.5	U		
CHLOROMETHANE	0.5	U		0.5	U		0.5	U		
CIS-1,2-DICHLOROETHENE	0.5	U		0.5	U		0.5	U		
CIS-1,3-DICHLOROPROPENE	0.5	U		0.5	U		0.5	U		
CYCLOHEXANE	0.5	U		0.5	U		0.5	U		
DICHLORODIFLUOROMETHANE	0.5	U		0.5	U		0.5	U		
ETHYLBENZENE	0.5	U		0.5	U		0.5	U		
ISOPROPYLBENZENE	0.5	U		0.5	U		0.5	U		

PROJ_NO: 00622 SDG: D1473 FRACTION: OV MEDIA: WATER	NSAMPLE	BP-VPB132-GW-641			BP-VPB132-GW-701			BP-VPB-TB-020812-SJC		
	LAB_ID	D1473-02			D1473-04			D1473-01		
	SAMP_DATE	2/8/2012			2/9/2012			2/8/2012		
	QC_TYPE	NM			NM			NM		
	UNITS	UG/L			UG/L			UG/L		
	PCT_SOLIDS	0.0			0.0			0.0		
	DUP_OF									
PARAMETER	RESULT	VQL	QLCD	RESULT	VQL	QLCD	RESULT	VQL	QLCD	
M+P-XYLENES	1	U		1	U		1	U		
METHYL ACETATE	0.5	U		0.5	U		0.5	U		
METHYL CYCLOHEXANE	0.5	U		0.5	U		0.5	U		
METHYL TERT-BUTYL ETHER	0.5	U		0.5	U		0.5	U		
METHYLENE CHLORIDE	0.5	U		0.5	U		0.5	U		
O-XYLENE	0.5	U		0.5	U		0.5	U		
STYRENE	0.5	U		0.5	U		0.5	U		
TETRACHLOROETHENE	0.5	U		0.5	U		0.5	U		
TOLUENE	0.5	U		0.5	U		0.5	U		
TRANS-1,2-DICHLOROETHENE	0.5	U		0.5	U		0.5	U		
TRANS-1,3-DICHLOROPROPENE	0.5	U		0.5	U		0.5	U		
TRICHLOROETHENE	0.5	U		0.5	U		0.5	U		
TRICHLOROFLUOROMETHANE	0.5	U		0.5	U		0.5	U		
VINYL CHLORIDE	0.5	U		0.5	U		0.5	U		

PROJ_NO: 00622 SDG: D1473 FRACTION: OV MEDIA: SOIL	NSAMPLE	BP-VPB132-GW-681RE			BP-VPB132-GW-721RE			BP-VPB132-GW-741RE		
	LAB_ID	D1473-03RE			D1473-05RE			D1473-06RE		
	SAMP_DATE	2/8/2012			2/9/2012			2/9/2012		
	QC_TYPE	NM			NM			NM		
	UNITS	UG/KG			UG/KG			UG/KG		
	PCT_SOLIDS	0.0			0.0			0.0		
	DUP_OF									
PARAMETER	RESULT	VQL	QLCD	RESULT	VQL	QLCD	RESULT	VQL	QLCD	
1,1,1-TRICHLOROETHANE	2.5	U		2.45	U		2.55	U		
1,1,2,2-TETRACHLOROETHANE	2.5	U		2.45	U		2.55	U		
1,1,2-TRICHLOROETHANE	2.5	U		2.45	U		2.55	U		
1,1,2-TRICHLOROTRIFLUOROETHANE	2.5	U		2.45	U		2.55	U		
1,1-DICHLOROETHANE	2.5	U		2.45	U		2.55	U		
1,1-DICHLOROETHENE	2.5	U		2.45	U		2.55	U		
1,2,4-TRICHLOROBENZENE	2.5	U		2.45	U		2.55	U		
1,2-DIBROMO-3-CHLOROPROPANE	2.5	U		2.45	U		2.55	U		
1,2-DIBROMOETHANE	2.5	U		2.45	U		2.55	U		
1,2-DICHLOROBENZENE	2.5	U		2.45	U		2.55	U		
1,2-DICHLOROETHANE	2.5	U		2.45	U		2.55	U		
1,2-DICHLOROPROPANE	2.5	U		2.45	U		2.55	U		
1,3-DICHLOROBENZENE	2.5	U		2.45	U		2.55	U		
1,4-DICHLOROBENZENE	2.5	U		2.45	U		2.55	U		
2-BUTANONE	12.5	U		12.5	U		12.5	U		
2-HEXANONE	12.5	U		12.5	U		12.5	U		
4-METHYL-2-PENTANONE	12.5	U		12.5	U		12.5	U		
ACETONE	19	J	P	17	J	P	25	J	P	
BENZENE	2.5	U		2.45	U		2.55	U		
BROMODICHLOROMETHANE	2.5	U		2.45	U		2.55	U		
BROMOFORM	2.5	U		2.45	U		2.55	U		
BROMOMETHANE	2.5	U		2.45	U		2.55	U		
CARBON DISULFIDE	2.5	U		2.45	U		2.55	U		
CARBON TETRACHLORIDE	2.5	U		2.45	U		2.55	U		
CHLOROBENZENE	2.5	U		2.45	U		2.55	U		
CHLORODIBROMOMETHANE	2.5	U		2.45	U		2.55	U		
CHLOROETHANE	2.5	U		2.45	U		2.55	U		
CHLOROFORM	2.5	U		2.45	U		2.55	U		
CHLOROMETHANE	2.5	U		2.45	U		2.55	U		
CIS-1,2-DICHLOROETHENE	2.5	U		2.45	U		2.55	U		
CIS-1,3-DICHLOROPROPENE	2.5	U		2.45	U		2.55	U		
CYCLOHEXANE	2.5	U		2.45	U		2.55	U		
DICHLORODIFLUOROMETHANE	2.5	U		2.45	U		2.55	U		
ETHYLBENZENE	2.5	U		2.45	U		2.55	U		
ISOPROPYLBENZENE	2.5	U		2.45	U		2.55	U		

PROJ_NO: 00622 SDG: D1473 FRACTION: OV MEDIA: SOIL	NSAMPLE	BP-VPB132-GW-681RE			BP-VPB132-GW-721RE			BP-VPB132-GW-741RE		
	LAB_ID	D1473-03RE			D1473-05RE			D1473-06RE		
	SAMP_DATE	2/8/2012			2/9/2012			2/9/2012		
	QC_TYPE	NM			NM			NM		
	UNITS	UG/KG			UG/KG			UG/KG		
	PCT_SOLIDS	0.0			0.0			0.0		
	DUP_OF									
PARAMETER	RESULT	VQL	QLCD	RESULT	VQL	QLCD	RESULT	VQL	QLCD	
M+P-XYLENES	5	U		4.95	U		5	U		
METHYL ACETATE	2.5	U		2.45	U		2.55	U		
METHYL CYCLOHEXANE	2.5	U		2.45	U		2.55	U		
METHYL TERT-BUTYL ETHER	2.5	U		2.45	U		2.55	U		
METHYLENE CHLORIDE	2.5	U		2.45	U		2.55	U		
O-XYLENE	2.5	U		2.45	U		2.55	U		
STYRENE	2.5	U		2.45	U		2.55	U		
TETRACHLOROETHENE	2.5	U		2.45	U		2.55	U		
TOLUENE	2.5	U		2.45	U		2.55	U		
TRANS-1,2-DICHLOROETHENE	2.5	U		2.45	U		2.55	U		
TRANS-1,3-DICHLOROPROPENE	2.5	U		2.45	U		2.55	U		
TRICHLOROETHENE	2.5	U		2.45	U		2.55	U		
TRICHLOROFUOROMETHANE	2.5	UJ	C	2.45	UJ	C	2.55	UJ	C	
VINYL CHLORIDE	2.5	U		2.45	U		2.55	U		



TO: D. BRAYACK **DATE: MARCH 23, 2012**
FROM: MICHELLE L. ALLEN **COPIES: DV FILE**
SUBJECT: ORGANIC & INORGANIC DATA VALIDATION – VOC
NAVAL WEAPONS INDUSTRIAL RESERVE PLANT (NWIRP), BETHPAGE
CTO WE062
SAMPLE DELIVERY GROUP (SDG) D1516

SAMPLES: 5/Aqueous/VOC

BP-VPB132-GW-761 BP-VPB132-GW-781 BP-VPB132-GW-821
BP-VPB132-GW-841 BP-VPB-TB-021312

Overview

The sample set for NWIRP Bethpage SDG D1516 consisted of five (5) aqueous environmental samples and one (1) trip blank. All five (5) aqueous samples were analyzed for Target Compound List (TCL) volatile organic compounds (VOC). No field duplicate sample pair was associated with this sample data group (SDG).

The samples were collected by Tetra Tech, Inc. on February 13 and 14, 2012 and analyzed by Chemtech. All analyses were conducted in accordance with EPA Method SW-846 8260B analytical and reporting protocols. The data contained in this SDG was validated with regard to the following parameters:

- * • Data completeness
- * • Hold times
- * • GC/MS System Tuning and Performance
- Initial/continuing calibrations
- * • Laboratory Method and Field Blank Results
- * • Surrogate Spike Recoveries
- * • Internal Standard Results
- Laboratory Control Sample/Laboratory Control Sample Duplicate Results
- * • Matrix Spike/Matrix Spike Duplicate Sample Results
- * • Compound Identification
- * • Compound Quantitation
- * • Detection Limits

The symbol (*) indicates that all quality control criteria were met for this parameter. Qualified analytical results are presented in Appendix A, results as reported by the laboratory are presented in Appendix B, Region II data validation forms are presented in Appendix C, and documentation supporting these findings is presented in Appendix D.

Volatiles (VOC)

Due to the nature of the matrices, the environmental groundwater samples in this SDG were analyzed as soils. The sample results were reported in µg/Kg based on the wet weight of the sample.

The continuing calibration performed on instrument MSVOA_F on 02/15/12 @ 12:10 had a Percent Difference (%D) for trichlorofluoromethane and acetone above the 20% quality control limit. The positive and non-detected results reported for this compound in the affected samples, BP-VPB132-GW-761, BP-

VPB132-GW-781, and BP-VPB132-GW-821, were qualified as estimated, (J) and (UJ), respectively.

The continuing calibration %D on instrument MSVOA_F on 02/16/12 @ 12:18 for trichlorofluoromethane was greater than the 20% quality control limit. Sample BP-VPB132-GW-841 was affected. The non-detected result reported for this compound in the affected sample was qualified as estimated, (UJ).

Positive results reported below the LOQ but above the Method Detection Limit (MDL) were qualified as estimated, (J).

Additional Comments

The Laboratory Control Sample (LCS), BSF0216S1, had a %R for methylene chloride above the upper quality control limit. No action necessary in the affected samples because no positive results were reported for this compound.

The LCS, BSG0216W1, had a %R for dichlorodifluoromethane above the upper quality control limit. In addition, the Relative Percent Difference (RPD) for 1,2-dichloro-3-chloropropane exceeded the 20% quality control criterion. No action necessary because the Laboratory Control Sample Duplicate (LCSD) %R for dichlorodifluoromethane was acceptable, the LCS/LCSD %Rs for 1,2-chloro-3-chloropropane were within the quality control limits, and no positive results were reported for these compounds in the affected sample.

Non-detected results are reported to the Limit of Detection (LOD).

EXECUTIVE SUMMARY


Laboratory Performance Issues: Continuing calibration %Ds exceeded the 20% quality control limit. LCS and LCS/LCSDs had high %Rs and a RPD for some target compounds.

Other Factors Affecting Data Quality: Positive results reported below the LOQ but above the MDL were qualified as estimated.


TO: D. BRAYACK
SDG: D1516

PAGE: 3

The data for these analyses were reviewed with reference to the SOP #HW-24 Revision #2, USEPA Region II Hazardous Waste Support Branch Validating Volatile Organic Compounds by Gas Chromatography/Mass Spectrometry SW-846 Method 8260B (August 2008), EPA Method SW-846 8260C analytical and reporting protocols, and the Department of Defense (DoD) document entitled "Quality Systems Manual (QSM) for Environmental Laboratories" (April 2009).



Tetra Tech, Inc.
Michelle L. Allen
Chemist/Data Validator



Tetra Tech, Inc.
Joseph A. Samchuck
Data Validation Quality Assurance Officer

Attachments:

1. Appendix A - Qualified Analytical Results
2. Appendix B - Results as Reported by the Laboratory
3. Appendix C – Region II Data Validation Forms
4. Appendix D - Support Documentation

Appendix A

Qualified Analytical Results

Qualifier Codes:

- A = Lab Blank Contamination
- B = Field Blank Contamination
- C = Calibration Noncompliance (i.e., % RSDs, %Ds, ICVs, CCVs, RRFs, etc.)
- C01 = GC/MS Tuning Noncompliance
- D = MS/MSD Recovery Noncompliance
- E = LCS/LCSD Recovery Noncompliance
- F = Lab Duplicate Imprecision
- G = Field Duplicate Imprecision
- H = Holding Time Exceedance
- I = ICP Serial Dilution Noncompliance
- J = ICP PDS Recovery Noncompliance; MSA's $r < 0.995$
- K = ICP Interference - includes ICS % R Noncompliance
- L = Instrument Calibration Range Exceedance
- M = Sample Preservation Noncompliance
- N = Internal Standard Noncompliance
- N01 = Internal Standard Recovery Noncompliance Dioxins
- N02 = Recovery Standard Noncompliance Dioxins
- N03 = Clean-up Standard Noncompliance Dioxins
- O = Poor Instrument Performance (i.e., base-time drifting)
- P = Uncertainty near detection limit ($< 2 \times \text{IDL}$ for inorganics and $< \text{CRQL}$ for organics)
- Q = Other problems (can encompass a number of issues; i.e. chromatography, interferences, etc.)
- R = Surrogates Recovery Noncompliance
- S = Pesticide/PCB Resolution
- T = % Breakdown Noncompliance for DDT and Endrin
- U = RPD between columns/detectors $> 40\%$ for positive results determined via GC/HPLC
- V = Non-linear calibrations; correlation coefficient $r < 0.995$
- W = EMPC result
- X = Signal to noise response drop
- Y = Percent solids $< 30\%$
- Z = Uncertainty at 2 sigma deviation is less than sample activity
- Z1 = Tentatively Identified Compound considered presumptively present
- Z2 = Tentatively Identified Compound column bleed

PROJ_NO: 02751 SDG: D1516 FRACTION: OV MEDIA: SOIL	NSAMPLE	BP-VPB132-GW-761			BP-VPB132-GW-781			BP-VPB132-GW-821			BP-VPB132-GW-841		
	LAB_ID	D1516-02			D1516-03			D1516-04			D1516-05		
	SAMP_DATE	2/13/2012			2/13/2012			2/14/2012			2/14/2012		
	QC_TYPE	NM			NM			NM			NM		
	UNITS	UG/KG			UG/KG			UG/KG			UG/KG		
	PCT_SOLIDS	0.0			0.0			0.0			0.0		
	DUP_OF												
PARAMETER	RESULT	VQL	QLCD	RESULT	VQL	QLCD	RESULT	VQL	QLCD	RESULT	VQL	QLCD	
1,1,1-TRICHLOROETHANE	2.45	U		2.45	U		2.5	U		2.5	U		
1,1,2,2-TETRACHLOROETHANE	2.45	U		2.45	U		2.5	U		2.5	U		
1,1,2-TRICHLOROETHANE	2.45	U		2.45	U		2.5	U		2.5	U		
1,1,2-TRICHLOROTRIFLUOROETHANE	2.45	U		2.45	U		2.5	U		2.5	U		
1,1-DICHLOROETHANE	2.45	U		2.45	U		2.5	U		2.5	U		
1,1-DICHLOROETHENE	2.45	U		2.45	U		2.5	U		2.5	U		
1,2,4-TRICHLOROBENZENE	2.45	U		2.45	U		2.5	U		2.5	U		
1,2-DIBROMO-3-CHLOROPROPANE	2.45	U		2.45	U		2.5	U		2.5	U		
1,2-DIBROMOETHANE	2.45	U		2.45	U		2.5	U		2.5	U		
1,2-DICHLOROBENZENE	2.45	U		2.45	U		2.5	U		2.5	U		
1,2-DICHLOROETHANE	2.45	U		2.45	U		2.5	U		2.5	U		
1,2-DICHLOROPROPANE	2.45	U		2.45	U		2.5	U		2.5	U		
1,3-DICHLOROBENZENE	2.45	U		2.45	U		2.5	U		2.5	U		
1,4-DICHLOROBENZENE	2.45	U		2.45	U		2.5	U		2.5	U		
2-BUTANONE	12.5	U		12.5	U		12.5	U		12.5	U		
2-HEXANONE	12.5	U		12.5	U		12.5	U		12.5	U		
4-METHYL-2-PENTANONE	12.5	U		12.5	U		12.5	U		12.5	U		
ACETONE	13	J	CP	20	J	CP	15	J	CP	28			
BENZENE	2.45	U		2.45	U		2.5	U		2.5	U		
BROMODICHLOROMETHANE	2.45	U		2.45	U		2.5	U		2.5	U		
BROMOFORM	2.45	U		2.45	U		2.5	U		2.5	U		
BROMOMETHANE	2.45	U		2.45	U		2.5	U		2.5	U		
CARBON DISULFIDE	2.45	U		2.45	U		2.5	U		2.5	U		
CARBON TETRACHLORIDE	2.45	U		2.45	U		2.5	U		2.5	U		
CHLOROETHANE	2.45	U		2.45	U		2.5	U		2.5	U		
CHLORODIBROMOMETHANE	2.45	U		2.45	U		2.5	U		2.5	U		
CHLOROETHANE	2.45	U		2.45	U		2.5	U		2.5	U		
CHLOROFORM	2.45	U		2.45	U		2.5	U		2.5	U		
CHLOROMETHANE	2.45	U		2.45	U		2.5	U		2.5	U		
CIS-1,2-DICHLOROETHENE	2.45	U		2.45	U		2.5	U		2.5	U		
CIS-1,3-DICHLOROPROPENE	2.45	U		2.45	U		2.5	U		2.5	U		
CYCLOHEXANE	2.45	U		2.45	U		2.5	U		2.5	U		
DICHLORODIFLUOROMETHANE	2.45	U		2.45	U		2.5	U		2.5	U		
ETHYLBENZENE	2.45	U		2.45	U		2.5	U		2.5	U		
ISOPROPYLBENZENE	2.45	U		2.45	U		2.5	U		2.5	U		

PROJ_NO: 02751 SDG: D1516 FRACTION: OV MEDIA: SOIL	NSAMPLE	BP-VPB132-GW-761			BP-VPB132-GW-781			BP-VPB132-GW-821			BP-VPB132-GW-841		
	LAB_ID	D1516-02			D1516-03			D1516-04			D1516-05		
	SAMP_DATE	2/13/2012			2/13/2012			2/14/2012			2/14/2012		
	QC_TYPE	NM			NM			NM			NM		
	UNITS	UG/KG			UG/KG			UG/KG			UG/KG		
	PCT_SOLIDS	0.0			0.0			0.0			0.0		
	DUP_OF												
PARAMETER	RESULT	VQL	QLCD	RESULT	VQL	QLCD	RESULT	VQL	QLCD	RESULT	VQL	QLCD	
M+P-XYLENES	4.95	U		4.95	U		4.95	U		4.95	U		
METHYL ACETATE	2.45	U		2.45	U		2.5	U		2.5	U		
METHYL CYCLOHEXANE	2.45	U		2.45	U		2.5	U		2.5	U		
METHYL TERT-BUTYL ETHER	2.45	U		2.45	U		2.5	U		2.5	U		
METHYLENE CHLORIDE	2.45	U		2.45	U		2.5	U		5.1			
O-XYLENE	2.45	U		2.45	U		2.5	U		2.5	U		
STYRENE	2.45	U		2.45	U		2.5	U		2.5	U		
TETRACHLOROETHENE	2.45	U		2.45	U		2.5	U		2.5	U		
TOLUENE	2.45	U		2.45	U		2.5	U		2.5	U		
TRANS-1,2-DICHLOROETHENE	2.45	U		2.45	U		2.5	U		2.5	U		
TRANS-1,3-DICHLOROPROPENE	2.45	U		2.45	U		2.5	U		2.5	U		
TRICHLOROETHENE	2.45	U		2.45	U		2.5	U		2.5	U		
TRICHLOROFLUOROMETHANE	2.45	UJ	C	2.45	UJ	C	2.5	UJ	C	2.5	UJ	C	
VINYL CHLORIDE	2.45	U		2.45	U		2.5	U		2.5	U		

PROJ_NO: 02751 SDG: D1516 FRACTION: OV MEDIA: WATER	NSAMPLE	BP-VPB-TB-021312		
	LAB_ID	D1516-01		
	SAMP_DATE	2/13/2012		
	QC_TYPE	NM		
	UNITS	UG/L		
	PCT_SOLIDS	100.0		
	DUP_OF			
PARAMETER	RESULT	VQL	QLCD	
1,1,1-TRICHLOROETHANE	0.5	U		
1,1,2,2-TETRACHLOROETHANE	0.5	U		
1,1,2-TRICHLOROETHANE	0.5	U		
1,1,2-TRICHLOROTRIFLUOROETHANE	0.5	U		
1,1-DICHLOROETHANE	0.5	U		
1,1-DICHLOROETHENE	0.5	U		
1,2,4-TRICHLOROBENZENE	0.5	U		
1,2-DIBROMO-3-CHLOROPROPANE	0.5	U		
1,2-DIBROMOETHANE	0.5	U		
1,2-DICHLOROBENZENE	0.5	U		
1,2-DICHLOROETHANE	0.5	U		
1,2-DICHLOROPROPANE	0.5	U		
1,3-DICHLOROBENZENE	0.5	U		
1,4-DICHLOROBENZENE	0.5	U		
2-BUTANONE	2.5	U		
2-HEXANONE	2.5	U		
4-METHYL-2-PENTANONE	2.5	U		
ACETONE	2.5	U		
BENZENE	0.5	U		
BROMODICHLOROMETHANE	0.5	U		
BROMOFORM	0.5	U		
BROMOMETHANE	0.5	U		
CARBON DISULFIDE	0.5	U		
CARBON TETRACHLORIDE	0.5	U		
CHLOROBENZENE	0.5	U		
CHLORODIBROMOMETHANE	0.5	U		
CHLOROETHANE	0.5	U		
CHLOROFORM	0.5	U		
CHLOROMETHANE	0.5	U		
CIS-1,2-DICHLOROETHENE	0.5	U		
CIS-1,3-DICHLOROPROPENE	0.5	U		
CYCLOHEXANE	0.5	U		
DICHLORODIFLUOROMETHANE	0.5	U		
ETHYLBENZENE	0.5	U		
ISOPROPYLBENZENE	0.5	U		

PROJ_NO: 02751 SDG: D1516 FRACTION: OV MEDIA: WATER	NSAMPLE	BP-VPB-TB-021312		
	LAB_ID	D1516-01		
	SAMP_DATE	2/13/2012		
	QC_TYPE	NM		
	UNITS	UG/L		
	PCT_SOLIDS	100.0		
	DUP_OF			
PARAMETER	RESULT	VQL	QLCD	
M+P-XYLENES	1	U		
METHYL ACETATE	0.5	U		
METHYL CYCLOHEXANE	0.5	U		
METHYL TERT-BUTYL ETHER	0.5	U		
METHYLENE CHLORIDE	0.5	U		
O-XYLENE	0.5	U		
STYRENE	0.5	U		
TETRACHLOROETHENE	0.5	U		
TOLUENE	0.5	U		
TRANS-1,2-DICHLOROETHENE	0.5	U		
TRANS-1,3-DICHLOROPROPENE	0.5	U		
TRICHLOROETHENE	0.5	U		
TRICHLOROFLUOROMETHANE	0.5	U		
VINYL CHLORIDE	0.5	U		



TO: D. BRAYACK **DATE:** MARCH 21, 2012
FROM: TERRI L. SOLOMON **COPIES:** DV FILE
SUBJECT: ORGANIC DATA VALIDATION – VOC
NWIRP BETHPAGE CTO WE62
SAMPLE DELIVERY GROUP (SDG) – D1547
SAMPLES: 4/Aqueous/VOC

BP-VPB132-DM-850 BP-VPB132-GW-861
BP-VPB132-SW-021512 BP-VPB-TB-021512

1/Soil/TOC

BP-VP132-SB-891

Overview

The sample set for NWIRP Bethpage, CTO WE62, SDG D1547 consists of two (2) environmental aqueous samples, one (1) source water sample and one (1) trip blank analyzed for volatile organic compounds (VOCs). One soil sample was analyzed for Total Organic Carbon (TOC). There was no field duplicate contained in this SDG.

The samples were collected on February 15 and 16, 2012 by Tetra Tech and analyzed by Chemtech. VOC analyses were conducted in accordance with EPA Method SW-846 8260B analytical and reporting protocol. TOC analysis was conducted via SW-846 9060. The data contained in this SDG were validated with regard to the following parameters:

- * • Data completeness
- * • Holding times
- * • GC/MS Tuning
- Initial/continuing calibrations
- * • Laboratory Method Blank Results
- * • Surrogate Recoveries
- * • Laboratory Control Sample Recoveries
- * • Internal Standard Recoveries
- * • Compound Quantitation
- * • Compound Identification
- * • Detection Limits

The symbol (*) indicates that all quality control criteria were met for this parameter. Qualified analytical results are presented in Appendix A, results as reported by the laboratory are presented in Appendix B, Region II data validation forms are presented in Appendix C, and documentation supporting these findings is presented in Appendix D.

VOC

The initial calibration relative standard deviation (%RSD) for methylene chloride was greater than the 15% quality control limit on 02/08/2012 on instrument MSVOA F. The nondetected results for methylene chloride were qualified as estimated "UJ" in the affected samples BP-VPB132-DM-850 and BP-VPB132-GW-861.

MEMO TO: D. BRAYACK - PAGE 2
DATE: MARCH 21, 2012

The continuing calibration percent differences and/or percent drifts were greater than the 20% quality control limit for chloroethane, trichlorofluoromethane, methylene chloride, carbon tetrachloride and 1,1,1-trichloroethane on 02/17/2012 at 14:19 on instrument MSVOA F. The nondetected results for chloroethane, trichlorofluoromethane, methylene chloride, carbon tetrachloride and 1,1,1-trichloroethane were qualified as estimated "UJ" in the affected samples BP-VPB132-DM-850 and BP-VPB132-GW-861.

The initial calibration relative standard deviations (%RSDs) for methyl acetate, methylene chloride, cyclohexane, 2-butanone, m+p-xylenes, and 1,3-dichlorobenzene were greater than the 15% quality control limit on 02/10/2012 on instrument MSVOA R. The nondetected results for methyl acetate, methylene chloride, cyclohexane, 2-butanone, m+p-xylenes, and 1,3-dichlorobenzene were qualified as estimated "UJ" in the affected samples BP-VPB132-SW-021512 and BP-VPB-TB-021512.

The continuing calibration percent differences and/or percent drifts were greater than the 20% quality control limit for methylene chloride, cyclohexane and bromoform on 02/17/2012 at 13:58 on instrument MSVOA R. The positive and nondetected results for methylene chloride, cyclohexane and bromoform were qualified as estimated "J" and "UJ" in the affected samples BP-VPB132-SW-021512 and BP-VPB-TB-021512.

Positive results below the Reporting Limit (RL) and above the detection limit were qualified as estimated, (J), due to uncertainty near the detection limit.

Additional Comments

Groundwater samples BP-VPB132-DM-850 and BP-VPB132-GW-861 were analyzed as soil samples due to the amount of sediment in the samples. The sample results were reported in units of ug/kg on a wet weight basis.

Nondetected results are reported to the limit of detection (LOD).

EXECUTIVE SUMMARY


Laboratory Performance Issues: Several initial %RSDs and continuing calibration %Ds / % drifts for several compounds exceeded the quality control limits.

Other Factors Affecting Data Quality: Positive results below the RL and above the detection limit were qualified as estimated.

The data for these analyses were reviewed with reference to SOP # HW-24 Revision #2, August 2008, USEPA Region II Hazardous Waste Support Branch Validating Volatile Organic Compounds by Gas Chromatography/Mass Spectrometry SW-846/8260B, and the Department of Defense (DoD) document entitled "Quality Systems Manual (QSM) for Environmental Laboratories", April 2009. The text of this report has been formulated to address only those problem areas affecting data quality.


Tetra Tech
Terri L. Solomon
Chemist/Data Validator

MEMO TO: D. BRAYACK - PAGE 3
DATE: MARCH 21, 2012



Tetra Tech
Joseph A. Samchuck
Data Validation Quality Assurance Officer

Attachments:

1. Appendix A - Qualified Analytical Results
2. Appendix B - Results as Reported by the Laboratory
3. Appendix C – Region II Data Validation Forms
4. Appendix D - Support Documentation

Appendix A

Qualified Analytical Results

Qualifier Codes:

- A = Lab Blank Contamination
- B = Field Blank Contamination
- C = Calibration Noncompliance (i.e., % RSDs, %Ds, ICVs, CCVs, RRFs, etc.)
- C01 = GC/MS Tuning Noncompliance
- D = MS/MSD Recovery Noncompliance
- E = LCS/LCSD Recovery Noncompliance
- F = Lab Duplicate Imprecision
- G = Field Duplicate Imprecision
- H = Holding Time Exceedance
- I = ICP Serial Dilution Noncompliance
- J = ICP PDS Recovery Noncompliance; MSA's $r < 0.995$
- K = ICP Interference - includes ICS % R Noncompliance
- L = Instrument Calibration Range Exceedance
- M = Sample Preservation Noncompliance
- N = Internal Standard Noncompliance
- N01 = Internal Standard Recovery Noncompliance Dioxins
- N02 = Recovery Standard Noncompliance Dioxins
- N03 = Clean-up Standard Noncompliance Dioxins
- O = Poor Instrument Performance (i.e., base-time drifting)
- P = Uncertainty near detection limit ($< 2 \times$ IDL for inorganics and $<$ CRQL for organics)
- Q = Other problems (can encompass a number of issues; i.e.chromatography,interferences, etc.)
- R = Surrogates Recovery Noncompliance
- S = Pesticide/PCB Resolution
- T = % Breakdown Noncompliance for DDT and Endrin
- U = RPD between columns/detectors $>40\%$ for positive results determined via GC/HPLC
- V = Non-linear calibrations; correlation coefficient $r < 0.995$
- W = EMPC result
- X = Signal to noise response drop
- Y = Percent solids $<30\%$
- Z = Uncertainty at 2 sigma deviation is less than sample activity
- Z1 = Tentatively Identified Compound considered presumptively present
- Z2 = Tentatively Identified Compound column bleed

PROJ_NO: 02751 SDG: D1547 FRACTION: OV MEDIA: SOIL	NSAMPLE	BP-VPB132-DM-850			BP-VPB132-GW-861		
	LAB_ID	D1547-03			D1547-04		
	SAMP_DATE	2/15/2012			2/15/2012		
	QC_TYPE	NM			NM		
	UNITS	UG/KG			UG/KG		
	PCT_SOLIDS	0.0			0.0		
	DUP_OF						
PARAMETER	RESULT	VQL	QLCD	RESULT	VQL	QLCD	
1,1,1-TRICHLOROETHANE	2.45	UJ	C	2.5	UJ	C	
1,1,2,2-TETRACHLOROETHANE	2.45	U		2.5	U		
1,1,2-TRICHLOROETHANE	2.45	U		2.5	U		
1,1,2-TRICHLOROTRIFLUOROETHANE	2.45	U		2.5	U		
1,1-DICHLOROETHANE	2.45	U		2.5	U		
1,1-DICHLOROETHENE	2.45	U		2.5	U		
1,2,4-TRICHLOROBENZENE	2.45	U		2.5	U		
1,2-DIBROMO-3-CHLOROPROPANE	2.45	U		2.5	U		
1,2-DIBROMOETHANE	2.45	U		2.5	U		
1,2-DICHLOROBENZENE	2.45	U		2.5	U		
1,2-DICHLOROETHANE	2.45	U		2.5	U		
1,2-DICHLOROPROPANE	2.45	U		2.5	U		
1,3-DICHLOROBENZENE	2.45	U		2.5	U		
1,4-DICHLOROBENZENE	2.45	U		2.5	U		
2-BUTANONE	12.5	U		12.5	U		
2-HEXANONE	12.5	U		12.5	U		
4-METHYL-2-PENTANONE	12.5	U		12.5	U		
ACETONE	29			37			
BENZENE	2.45	U		2.5	U		
BROMODICHLOROMETHANE	2.45	U		2.5	U		
BROMOFORM	2.45	U		2.5	U		
BROMOMETHANE	2.45	U		2.5	U		
CARBON DISULFIDE	2.45	U		2.5	U		
CARBON TETRACHLORIDE	2.45	UJ	C	2.5	UJ	C	
CHLOROBENZENE	2.45	U		2.5	U		
CHLORODIBROMOMETHANE	2.45	U		2.5	U		
CHLOROETHANE	2.45	UJ	C	2.5	UJ	C	
CHLOROFORM	2.45	U		2.5	U		
CHLOROMETHANE	2.45	U		2.5	U		
CIS-1,2-DICHLOROETHENE	2.45	U		2.5	U		
CIS-1,3-DICHLOROPROPENE	2.45	U		2.5	U		
CYCLOHEXANE	2.45	U		2.5	U		
DICHLORODIFLUOROMETHANE	2.45	U		2.5	U		
ETHYLBENZENE	2.45	U		2.5	U		
ISOPROPYLBENZENE	2.45	U		2.5	U		

PROJ_NO: 02751 SDG: D1547 FRACTION: OV MEDIA: SOIL	NSAMPLE	BP-VPB132-DM-850		BP-VPB132-GW-861		
	LAB_ID	D1547-03		D1547-04		
	SAMP_DATE	2/15/2012		2/15/2012		
	QC_TYPE	NM		NM		
	UNITS	UG/KG		UG/KG		
	PCT_SOLIDS	0.0		0.0		
	DUP_OF					
PARAMETER	RESULT	VQL	QLCD	RESULT	VQL	QLCD
M+P-XYLENES	4.95 U			5 U		
METHYL ACETATE	2.45 U			2.5 U		
METHYL CYCLOHEXANE	2.45 U			2.5 U		
METHYL TERT-BUTYL ETHER	2.45 U			2.5 U		
METHYLENE CHLORIDE	2.45 UJ		C	2.5 UJ		C
O-XYLENE	2.45 U			2.5 U		
STYRENE	2.45 U			2.5 U		
TETRACHLOROETHENE	2.45 U			2.5 U		
TOLUENE	2.45 U			2.5 U		
TRANS-1,2-DICHLOROETHENE	2.45 U			2.5 U		
TRANS-1,3-DICHLOROPROPENE	2.45 U			2.5 U		
TRICHLOROETHENE	2.45 U			2.5 U		
TRICHLOROFLUOROMETHANE	2.45 UJ		C	2.5 UJ		C
VINYL CHLORIDE	2.45 U			2.5 U		

PROJ_NO: 02751 SDG: D1547 FRACTION: OV MEDIA: WATER	NSAMPLE	BP-VPB132-SW-021512			BP-VPB-TB-021512		
	LAB_ID	D1547-02			D1547-01		
	SAMP_DATE	2/15/2012			2/15/2012		
	QC_TYPE	NM			NM		
	UNITS	UG/L			UG/L		
	PCT_SOLIDS	100.0			100.0		
	DUP_OF						
PARAMETER	RESULT	VQL	QLCD	RESULT	VQL	QLCD	
1,1,1-TRICHLOROETHANE	0.5	U		0.5	U		
1,1,2,2-TETRACHLOROETHANE	0.5	U		0.5	U		
1,1,2-TRICHLOROETHANE	0.5	U		0.5	U		
1,1,2-TRICHLOROTRIFLUOROETHANE	0.5	U		0.5	U		
1,1-DICHLOROETHANE	0.5	U		0.5	U		
1,1-DICHLOROETHENE	0.5	U		0.5	U		
1,2,4-TRICHLOROBENZENE	0.5	U		0.5	U		
1,2-DIBROMO-3-CHLOROPROPANE	0.5	U		0.5	U		
1,2-DIBROMOETHANE	0.5	U		0.5	U		
1,2-DICHLOROBENZENE	0.5	U		0.5	U		
1,2-DICHLOROETHANE	0.5	U		0.5	U		
1,2-DICHLOROPROPANE	0.5	U		0.5	U		
1,3-DICHLOROBENZENE	0.5	UJ	C	0.5	UJ	C	
1,4-DICHLOROBENZENE	0.5	U		0.5	U		
2-BUTANONE	2.5	UJ	C	2.5	UJ	C	
2-HEXANONE	2.5	U		2.5	U		
4-METHYL-2-PENTANONE	2.5	U		2.5	U		
ACETONE	2.6	J	P	2.5	U		
BENZENE	0.5	U		0.5	U		
BROMODICHLOROMETHANE	0.98	J	P	0.5	U		
BROMOFORM	1.4	J	C	0.5	UJ	C	
BROMOMETHANE	0.5	U		0.5	U		
CARBON DISULFIDE	0.41	J	P	0.5	U		
CARBON TETRACHLORIDE	0.5	U		0.5	U		
CHLOROBENZENE	0.5	U		0.5	U		
CHLORODIBROMOMETHANE	2			0.5	U		
CHLOROETHANE	0.5	U		0.5	U		
CHLOROFORM	0.5	U		0.5	U		
CHLOROMETHANE	0.5	U		0.5	U		
CIS-1,2-DICHLOROETHENE	0.5	U		0.5	U		
CIS-1,3-DICHLOROPROPENE	0.5	U		0.5	U		
CYCLOHEXANE	0.5	UJ	C	0.5	UJ	C	
DICHLORODIFLUOROMETHANE	0.5	U		0.5	U		
ETHYLBENZENE	0.5	U		0.5	U		
ISOPROPYLBENZENE	0.5	U		0.5	U		

PROJ_NO: 02751 SDG: D1547 FRACTION: OV MEDIA: WATER	NSAMPLE	BP-VPB132-SW-021512			BP-VPB-TB-021512		
	LAB_ID	D1547-02			D1547-01		
	SAMP_DATE	2/15/2012			2/15/2012		
	QC_TYPE	NM			NM		
	UNITS	UG/L			UG/L		
	PCT_SOLIDS	100.0			100.0		
	DUP_OF						
PARAMETER	RESULT	VQL	QLCD	RESULT	VQL	QLCD	
M+P-XYLENES	1	UJ	C	1	UJ	C	
METHYL ACETATE	0.5	UJ	C	0.5	UJ	C	
METHYL CYCLOHEXANE	0.5	U		0.5	U		
METHYL TERT-BUTYL ETHER	0.5	U		0.5	U		
METHYLENE CHLORIDE	0.5	UJ	C	0.5	UJ	C	
O-XYLENE	0.5	U		0.5	U		
STYRENE	0.5	U		0.5	U		
TETRACHLOROETHENE	0.5	U		0.5	U		
TOLUENE	0.5	U		0.5	U		
TRANS-1,2-DICHLOROETHENE	0.5	U		0.5	U		
TRANS-1,3-DICHLOROPROPENE	0.5	U		0.5	U		
TRICHLOROETHENE	0.5	U		0.5	U		
TRICHLOROFLUOROMETHANE	0.5	U		0.5	U		
VINYL CHLORIDE	0.5	U		0.5	U		

The symbol (*) indicates that all quality control criteria were met for this parameter. Qualified analytical results are presented in Appendix A, results as reported by the laboratory are presented in Appendix B, Region II data validation forms are presented in Appendix C, and documentation supporting these findings is presented in Appendix D.

VOC

The initial calibration average relative response factor (RRF) was less than the 0.05 minimum response criterion for 1,4-dioxane for instrument MSVOA_F on 02/21/12 and all continuing calibration verification (CCV) RRFs.

Affected sample: BP-VPB132-GW-942

Action: The non-detected 1,4-dioxane result for sample BP-VPB132-GW-942 was qualified rejected, (UR).

The continuing calibration verification (CCV) percent differences (%D) were greater than the 20% quality control limit for 1,4-dioxane, trichlorofluoromethane and 1,2-dibromo-3-chloropropane for instrument MSVOA_F on 02/23/12 @ 13:10.

Affected sample: BP-VPB132-GW-942

Action: The non-detected trichlorofluoromethane and 1,2-dibromo-3-chloropropane results were qualified estimated, (UJ). No validation action was necessary for the 1,4-dioxane result as the result was qualified for the RRF quality control limit non-compliance.

The initial calibration average RRF was less than the 0.05 minimum response criterion for 1,4-dioxane for instrument MSVOA_R on 02/22/12 and all CCV RRFs.

Affected sample: BP-VPB-TB-022112

Action: The non-detected 1,4-dioxane result for sample BP-VPB-TB-022112 was qualified rejected, (UR).

The CCV %D was greater than the 20% quality control limit for 1,4-dioxane for instrument MSVOA_R on 02/23/12 @ 11:08.

Affected sample: BP-VPB-TB-022112

Action: No validation action was necessary for the 1,4-dioxane result as the result was qualified for the RRF quality control limit non-compliance.

Positive results below the limit of quantitation (LOQ) and above the method detection limit (MDL) were qualified as estimated, (J), due to uncertainty near the detection limit.

TOC

The sample BP-VPB132-SB-971 TOC result exceeded the highest standard calibration level for the TOC calibration. The sample was not re-analyzed. The positive result for the sample was qualified estimated, (J).

Additional Comments

The VOC matrix spike (MS) percent recoveries (%Rs) were greater than the quality control limit for 1,1,2,2-tetrachloroethane, 1,2-dibromo-3-chloropropane, and 1,4-dioxane and the MS duplicate %R was greater than the quality control limit for 1,2-dibromo-3-chloropropane for a spiked sample not from this SDG.

Action: The spiked sample was not a sample from this sample and no validation action was necessary.

TO: D. BRAYACK
SDG: D1593

PAGE: 3

The sample BP-VPB132-GW-942 had seven (7) tentatively identified compounds (TIC) listed on the Form I. This is noted for informational purposes. No validation action was necessary.

Fifty-two (52) analytes were reported for VOCs.


Non-detected sample results were reported to the LOD.


EXECUTIVE SUMMARY

Laboratory Performance Issues: Sample 1,4-dioxane non-detected results were rejected for RRF failing to meet the minimum response criterion. Sample non-detected VOC results were qualified for CCV %D quality control limit non-compliances. The sample BP-VPB132-SB-971 positive TOC result was qualified for exceeding the highest calibration level.

Other Factors Affecting Data Quality: Positive results below the limit of quantitation (LOQ) and above the method detection limit (MDL) were qualified as estimated, (J), due to uncertainty near the detection limit.

The data for these analyses were reviewed with reference to the USEPA Region II Hazardous Waste Support Branch Validating Volatile Organic Compounds by Gas Chromatography/Mass Spectrometry SW-846 Method 8260B SOP #HW-24 Revision #2 August 2008 and the Department of Defense (DoD) document entitled "Quality Systems Manual (QSM) for Environmental Laboratories" (April 2009).


TetraTech
Joseph Kalinyak
Chemist/Data Validator


TetraTech
Joseph A. Samchuck
Data Validation Quality Assurance Officer

Attachments:

- Appendix A - Qualified Analytical Results
- Appendix B - Results as Reported by the Laboratory
- Appendix C - Region II Data Validation Forms
- Appendix D - Support Documentation

Value Qualifier Key (Val Qual)

J – The result is an estimated quantity. The associated numerical value is the approximate concentration of the analyte in the sample.

UJ – The result is an estimated non-detected quantity. The associated numerical value is the approximate concentration of the analyte in the sample.

U - Value is a non-detect as reported by the laboratory.

UR – Non-detected result is considered rejected, (UR), as a result of technical non-compliances.

DATA QUALIFICATION CODE (QUAL CODE)

Qualifier Codes:

- A = Lab Blank Contamination
- B = Field Blank Contamination
- C = Calibration Noncompliance (i.e., % RSDs, %Ds, ICVs, CCVs, RRFs, etc.)
- C01 = GC/MS Tuning Noncompliance
- D = MS/MSD Recovery Noncompliance
- E = LCS/LCSD Recovery Noncompliance
- F = Lab Duplicate Imprecision
- G = Field Duplicate Imprecision
- H = Holding Time Exceedance
- I = ICP Serial Dilution Noncompliance
- J = ICP PDS Recovery Noncompliance; MSA's $r < 0.995$
- K = ICP Interference - includes ICS % R Noncompliance
- L = Instrument Calibration Range Exceedance
- M = Sample Preservation Noncompliance
- N = Internal Standard Noncompliance
- N01 = Internal Standard Recovery Noncompliance Dioxins
- N02 = Recovery Standard Noncompliance Dioxins
- N03 = Clean-up Standard Noncompliance Dioxins
- O = Poor Instrument Performance (i.e., base-time drifting)
- P = Uncertainty near detection limit ($< 2 \times$ IDL for inorganics and $<$ CRQL for organics)
- Q = Other problems (can encompass a number of issues; i.e. chromatography, interferences, etc.)
- R = Surrogates Recovery Noncompliance
- S = Pesticide/PCB Resolution
- T = % Breakdown Noncompliance for DDT and Endrin
- U = RPD between columns/detectors $>40\%$ for positive results determined via GC/HPLC
- V = Non-linear calibrations; correlation coefficient $r < 0.995$
- W = EMPC result
- X = Signal to noise response drop
- Y = Percent solids $<30\%$
- Z = Uncertainty at 2 sigma deviation is less than sample activity
- Z1 = Tentatively Identified Compound considered presumptively present
- Z2 = Tentatively Identified Compound column bleed

Appendix A

Qualified Analytical Results

PROJ_NO: 02751	NSAMPLE	BP-VPB-TB-022112		
SDG: D1593	LAB_ID	D1593-01		
FRACTION: OV	SAMP_DATE	2/21/2012		
MEDIA: WATER	QC_TYPE	NM		
	UNITS	UG/L		
	PCT_SOLIDS	0.0		
	DUP_OF			
PARAMETER	RESULT	VQL	QLCD	
1,1,1-TRICHLOROETHANE	0.5	U		
1,1,2,2-TETRACHLOROETHANE	0.5	U		
1,1,2-TRICHLOROETHANE	0.5	U		
1,1,2-TRICHLOROTRIFLUOROETHANE	0.5	U		
1,1-DICHLOROETHANE	0.5	U		
1,1-DICHLOROETHENE	0.5	U		
1,2,3-TRICHLOROBENZENE	0.5	U		
1,2,4-TRICHLOROBENZENE	0.5	U		
1,2-DIBROMO-3-CHLOROPROPANE	0.5	U		
1,2-DIBROMOETHANE	0.5	U		
1,2-DICHLOROBENZENE	0.5	U		
1,2-DICHLOROETHANE	0.5	U		
1,2-DICHLOROPROPANE	0.5	U		
1,3-DICHLOROBENZENE	0.5	U		
1,4-DICHLOROBENZENE	0.5	U		
1,4-DIOXANE	10	UR	C	
2-BUTANONE	2.5	U		
2-HEXANONE	2.5	U		
4-METHYL-2-PENTANONE	2.5	U		
ACETONE	2.5	U		
BENZENE	0.5	U		
BROMOCHLOROMETHANE	0.5	U		
BROMODICHLOROMETHANE	0.5	U		
BROMOFORM	0.5	U		
BROMOMETHANE	0.5	U		
CARBON DISULFIDE	0.5	U		
CARBON TETRACHLORIDE	0.5	U		
CHLOROBENZENE	0.5	U		
CHLORODIBROMOMETHANE	0.5	U		
CHLOROETHANE	0.5	U		
CHLOROFORM	0.5	U		
CHLOROMETHANE	0.5	U		
CIS-1,2-DICHLOROETHENE	0.5	U		
CIS-1,3-DICHLOROPROPENE	0.5	U		
CYCLOHEXANE	0.5	U		

PROJ_NO: 02751	NSAMPLE	BP-VPB-TB-022112		
SDG: D1593	LAB_ID	D1593-01		
FRACTION: OV	SAMP_DATE	2/21/2012		
MEDIA: WATER	QC_TYPE	NM		
	UNITS	UG/L		
	PCT_SOLIDS	0.0		
	DUP_OF			
PARAMETER	RESULT	VQL	QLCD	
DICHLORODIFLUOROMETHANE	0.5	U		
ETHYLBENZENE	0.5	U		
ISOPROPYLBENZENE	0.5	U		
M+P-XYLENES	1	U		
METHYL ACETATE	0.5	U		
METHYL CYCLOHEXANE	0.5	U		
METHYL TERT-BUTYL ETHER	0.5	U		
METHYLENE CHLORIDE	0.5	U		
O-XYLENE	0.5	U		
STYRENE	0.5	U		
TETRACHLOROETHENE	0.5	U		
TOLUENE	0.5	U		
TRANS-1,2-DICHLOROETHENE	0.5	U		
TRANS-1,3-DICHLOROPROPENE	0.5	U		
TRICHLOROETHENE	0.5	U		
TRICHLOROFLUOROMETHANE	0.5	U		
VINYL CHLORIDE	0.5	U		

PROJ_NO: 02751	NSAMPLE	BP-VPB132-GW-942		
SDG: D1593	LAB_ID	D1593-02		
FRACTION: OV	SAMP_DATE	2/21/2012		
MEDIA: SOIL	QC_TYPE	NM		
	UNITS	UG/KG		
	PCT_SOLIDS			
	DUP_OF			
PARAMETER	RESULT	VQL	QLCD	
1,1,1-TRICHLOROETHANE	2.5	U		
1,1,2,2-TETRACHLOROETHANE	2.5	U		
1,1,2-TRICHLOROETHANE	2.5	U		
1,1,2-TRICHLOROTRIFLUOROETHANE	2.5	U		
1,1-DICHLOROETHANE	2.5	U		
1,1-DICHLOROETHENE	2.5	U		
1,2,3-TRICHLOROBENZENE	2.5	U		
1,2,4-TRICHLOROBENZENE	2.5	U		
1,2-DIBROMO-3-CHLOROPROPANE	2.5	UJ	C	
1,2-DIBROMOETHANE	2.5	U		
1,2-DICHLOROBENZENE	2.5	U		
1,2-DICHLOROETHANE	2.5	U		
1,2-DICHLOROPROPANE	2.5	U		
1,3-DICHLOROBENZENE	2.5	U		
1,4-DICHLOROBENZENE	2.5	U		
1,4-DIOXANE	50	UR	C	
2-BUTANONE	12.5	U		
2-HEXANONE	12.5	U		
4-METHYL-2-PENTANONE	12.5	U		
ACETONE	19	J	P	
BENZENE	2.5	U		
BROMOCHLOROMETHANE	2.5	U		
BROMODICHLOROMETHANE	2.5	U		
BROMOFORM	2.5	U		
BROMOMETHANE	2.5	U		
CARBON DISULFIDE	2.5	U		
CARBON TETRACHLORIDE	2.5	U		
CHLOROBENZENE	2.5	U		
CHLORODIBROMOMETHANE	2.5	U		
CHLOROETHANE	2.5	U		
CHLOROFORM	2.5	U		
CHLOROMETHANE	2.5	U		
CIS-1,2-DICHLOROETHENE	2.5	U		
CIS-1,3-DICHLOROPROPENE	2.5	U		
CYCLOHEXANE	2.5	U		

PROJ_NO: 02751	NSAMPLE	BP-VPB132-GW-942		
SDG: D1593	LAB_ID	D1593-02		
FRACTION: OV	SAMP_DATE	2/21/2012		
MEDIA: SOIL	QC_TYPE	NM		
	UNITS	UG/KG		
	PCT_SOLIDS			
	DUP_OF			
PARAMETER	RESULT	VQL	QLCD	
DICHLORODIFLUOROMETHANE	2.5	U		
ETHYLBENZENE	2.5	U		
ISOPROPYLBENZENE	2.5	U		
M+P-XYLENES	5	U		
METHYL ACETATE	2.5	U		
METHYL CYCLOHEXANE	2.5	U		
METHYL TERT-BUTYL ETHER	2.5	U		
METHYLENE CHLORIDE	2.5	U		
O-XYLENE	2.5	U		
STYRENE	2.5	U		
TETRACHLOROETHENE	2.5	U		
TOLUENE	2.5	U		
TRANS-1,2-DICHLOROETHENE	2.5	U		
TRANS-1,3-DICHLOROPROPENE	2.5	U		
TRICHLOROETHENE	2.5	U		
TRICHLOROFLUOROMETHANE	2.5	UJ	C	
VINYL CHLORIDE	2.5	U		

PROJ_NO: 02751	NSAMPLE	BP-VPB132-SB-971		
SDG: D1593	LAB_ID	D1593-03		
FRACTION: MISC	SAMP_DATE	2/22/2012		
MEDIA: SOIL	QC_TYPE	NM		
	UNITS	MG/KG		
	PCT_SOLIDS	82.2		
	DUP_OF			
PARAMETER	RESULT	VQL	QLCD	
TOTAL ORGANIC CARBON	20000	J	L	

Volatile Organic Compounds

The following contaminants were detected in the laboratory method blank at the following maximum concentrations:

<u>Contaminant</u>	<u>Maximum Concentration (ug/m³)</u>	<u>Action Level (ug/m³)</u>
1,2-Dibromoethane	0.070	0.35
Toluene	0.060	0.3
4-Methyl-2-pentanone	0.067	0.335
Trans-1,3-Dichloropropene	0.098	0.49
Methylene chloride	0.14	1.4
Hexachlorobutadiene	0.6	3.0
1,2,4-Trichlorobenzene	0.69	3.45

An action level of 10X for was established to evaluate methylene chloride; 5X for the remaining compounds in the affected sample for laboratory method blank contamination. Sample aliquot and dilution factors were taken into consideration during application of the blank action level. The positive methylene chloride and trans-1,3-dichloropropene results less than the action level in sample BP-VPB132-AIR-041812 were qualified as (U).

The surrogate recovery for toluene-d8 in sample BP-VPB132-AIR-041812 was greater than the quality control limit. The positive results for sample BP-VPB132-AIR-041812 were qualified as estimated (J). No action was taken on the nondetected results because the surrogate recoveries were greater than the quality control limit.

Tentatively identified compounds (TICs) in sample BP-VPB132-AIR-041812 were qualified as presumptively present (NJ).

Additional Comments

Positive results below the reporting limit (RL) and above the method detection limit (MDL) were qualified as estimated, (J), due to uncertainty near the detection limit.

EXECUTIVE SUMMARY

Laboratory Performance Issues: Blank contamination resulted in the qualification of methylene chloride. Surrogate recovery noncompliances resulted in qualification of the data.


Other Factors Affecting Data Quality: Positive results below the reporting limit (RL) and above the method detection limit (MDL) were qualified as estimated, (J), due to uncertainty near the detection limit.

TO: D. BRAYAK
SDG: 1204433


PAGE: 3

The data for these analyses were reviewed with reference to the EPA National Functional Guidelines for Organic Data Validation (10/99), USEPA Region II Standard Operating Procedures for Validating Air Samples Volatile Organic Analysis of Ambient Air In Canister by Method TO-15 HW-31 Revision #4 (October 2006) and the Department of Defense (DoD) document entitled "Quality Systems Manual (QSM) for Environmental Laboratories" (April 2009).

The text of this report has been formulated to address only those problem areas affecting data quality.



TetraTech
Edward Sedlmyer
Chemist/Data Validator



TetraTech
Joseph A. Samchuck
Data Validation Quality Assurance Officer

Attachments:

1. Appendix A - Qualified Analytical Results
2. Appendix B - Results as Reported by the Laboratory
3. Appendix C - Region II Data Validation Forms
4. Appendix D - Support Documentation

Appendix A

Qualified Analytical Results

Qualifier Codes:

- A = Lab Blank Contamination
- B = Field Blank Contamination
- C = Calibration Noncompliance (i.e., % RSDs, %Ds, ICVs, CCVs, RRFs, etc.)
- C01 = GC/MS Tuning Noncompliance
- D = MS/MSD Recovery Noncompliance
- E = LCS/LCSD Recovery Noncompliance
- F = Lab Duplicate Imprecision
- G = Field Duplicate Imprecision
- H = Holding Time Exceedance
- I = ICP Serial Dilution Noncompliance
- J = ICP PDS Recovery Noncompliance; MSA's $r < 0.995$
- K = ICP Interference - includes ICS % R Noncompliance
- L = Instrument Calibration Range Exceedance
- M = Sample Preservation Noncompliance
- N = Internal Standard Noncompliance
- N01 = Internal Standard Recovery Noncompliance Dioxins
- N02 = Recovery Standard Noncompliance Dioxins
- N03 = Clean-up Standard Noncompliance Dioxins
- O = Poor Instrument Performance (i.e., base-time drifting)
- P = Uncertainty near detection limit ($< 2 \times$ IDL for inorganics and $<$ CRQL for organics)
- Q = Other problems (can encompass a number of issues; i.e. chromatography, interferences, etc.)
- R = Surrogates Recovery Noncompliance
- S = Pesticide/PCB Resolution
- T = % Breakdown Noncompliance for DDT and Endrin
- U = RPD between columns/detectors $>40\%$ for positive results determined via GC/HPLC
- V = Non-linear calibrations; correlation coefficient $r < 0.995$
- W = EMPC result
- X = Signal to noise response drop
- Y = Percent solids $<30\%$
- Z = Uncertainty at 2 sigma deviation is less than sample activity
- Z1 = Tentatively Identified Compound considered presumptively present
- Z2 = Tentatively Identified Compound column bleed

PROJ_NO: 02751 SDG: 1204433 FRACTION: OV-M3 MEDIA: AIR	NSAMPLE	BP-VPB132-AIR-041812		
	LAB_ID	1204433-01A		
	SAMP_DATE	4/19/2012		
	QC_TYPE	NM		
	UNITS	UG/M3		
	PCT_SOLIDS			
	DUP_OF			
PARAMETER	RESULT	VQL	QLCD	
1,1,1-TRICHLOROETHANE	0.62	U		
1,1,2,2-TETRACHLOROETHANE	0.78	U		
1,1,2-TRICHLOROETHANE	0.62	U		
1,1,2-TRICHLOROTRIFLUOROETHANE	0.44	J	PR	
1,1-DICHLOROETHANE	0.46	U		
1,1-DICHLOROETHENE	0.45	U		
1,2,4-TRICHLOROBENZENE	0.84	U		
1,2,4-TRIMETHYLBENZENE	2.8	J	R	
1,2-DIBROMOETHANE	0.87	U		
1,2-DICHLOROBENZENE	0.68	U		
1,2-DICHLOROETHANE	0.086	J	PR	
1,2-DICHLOROPROPANE	0.52	U		
1,2-DICHLOROTETRAFLUOROETHANE	0.79	U		
1,3,5-TRIMETHYLBENZENE	0.41	J	PR	
1,3-DICHLOROBENZENE	0.68	U		
1,4-DICHLOROBENZENE	0.68	U		
1,4-DIOXANE	0.41	U		
2,2,4-TRIMETHYLPENTANE	0.6	J	PR	
2-BUTANONE	8.3	J	R	
4-METHYL-2-PENTANONE	3.4	J	R	
BENZENE	1.1	J	R	
BENZYL CHLORIDE	0.59	U		
BROMODICHLOROMETHANE	0.76	U		
BROMOFORM	1.2	U		
BROMOMETHANE	0.32	J	PR	
CARBON TETRACHLORIDE	0.42	J	PR	
CHLOROBENZENE	0.52	U		
CHLORODIBROMOMETHANE	0.97	U		
CHLOROETHANE	0.3	U		
CHLOROFORM	0.55	U		
CHLOROMETHANE	0.71	J	R	
CIS-1,2-DICHLOROETHENE	0.45	U		
CIS-1,3-DICHLOROPROPENE	0.52	U		
CYCLOHEXANE	0.47	J	PR	
DICHLORODIFLUOROMETHANE	2.9	J	PR	

PROJ_NO: 02751	NSAMPLE	BP-VPB132-AIR-041812		
SDG: 1204433	LAB_ID	1204433-01A		
FRACTION: OV-M3	SAMP_DATE	4/19/2012		
MEDIA: AIR	QC_TYPE	NM		
	UNITS	UG/M3		
	PCT_SOLIDS			
	DUP_OF			
PARAMETER	RESULT	VQL	QLCD	
ETHANOL	72	J	R	
ETHYLBENZENE	0.49	J	PR	
HEXACHLOROBUTADIENE	1.2	U		
HEXANE	3	J	R	
M+P-XYLENES	1.4	J	R	
METHYL TERT-BUTYL ETHER	0.41	U		
METHYLENE CHLORIDE	0.43	U	A	
O-XYLENE	0.54	J	PR	
STYRENE	0.37	J	PR	
TERTIARY-BUTYL ALCOHOL	2	J	PR	
TETRACHLOROETHENE	0.23	J	PR	
TOLUENE	17	J	R	
TRANS-1,2-DICHLOROETHENE	0.45	U		
TRANS-1,3-DICHLOROPROPENE	0.079	U	A	
TRICHLOROETHENE	0.61	U		
TRICHLOROFLUOROMETHANE	1.2	J	R	
VINYL CHLORIDE	0.29	U		

PROJ_NO: 02751	NSAMPLE	BP-VPB132-AIR-041812		
SDG: 1204433	LAB_ID	1204433-01A		
FRACTION: OV-V	SAMP_DATE	4/19/2012		
MEDIA: AIR	QC_TYPE	NM		
	UNITS	PPBV		
	PCT_SOLIDS	199.0		
	DUP_OF			
PARAMETER	RESULT	VQL	QLCD	
ACETONE	11	NJ	Z1	
BUTANE	8.4	NJ	Z1	
CYCLOPENTANE	2.4	NJ	Z1	
DECANE, 2,2,9-TRIMETHYL-	8.1	NJ	Z1	
DECANE, 2,2-DIMETHYL-	2.6	NJ	Z1	
DECANE, 2,3,5-TRIMETHYL-	12	NJ	Z1	
HEPTANE, 4-ETHYL-2,2,6,6-TETRAMETHYL-	14	NJ	Z1	
NONADECANE	3.5	NJ	Z1	
OCTANE, 2,5,6-TRIMETHYL-	7.5	NJ	Z1	
UNDECANE, 2,8-DIMETHYL-	5	NJ	Z1	

Section 7

VPB 132 Detected Compounds Table

**VALIDATED ANALYTICAL DATA
DETECTED COMPOUNDS FOR VERTICAL PROFILE BORING 132
NAVAL WEAPONS INDUSTRIAL RESERVE PLANT
BETHPAGE, NEW YORK**

No.	Sample ID	Depth (feet bgs) ¹	Analysis Type	Total VOCs (µg/L) ²	TCE	PCE	1,1-DCA	1,1-DCE	1,2-DCA	Chloroform	Cis-1,2-DCE	Ace.	Benzen e	Carbon Disulfide	Cyclohexane	Isopropylbenzene	Methyl cyclohexane	Methylene Chloride	tert BME
1	BP-VPB132-GW-061	61	AQ	2.2						2.2		15							
2	BP-VPB132-GW-121	121	SO ³	ND								11 J							
3	BP-VPB132-GW-181	181	AQ	0.66	0.66 J														
4	BP-VPB132-GW-221	221	AQ	19.01	3.1	1.7	5.1	0.87 J	4.6	3.2	0.44 J		280		2.4	1.1 J	0.93 J		14
5	BP-VPB132-GW-241	241	SO ³	ND								35	3.4 J						
6	BP-VPB132-GW-261	261	AQ	5.1			5.1 J												3.8 J
7	BP-VPB132-GW-281	281	AQ	ND										0.57 J					
8	BP-VPB132-GW-301	301	AQ	ND															
9	BP-VPB132-GW-321	321	AQ	ND															
10	BP-VPB132-GW-341	341	AQ	ND															
11	BP-VPB132-GW-361	361	AQ	ND															
12	BP-VPB132-GW-381	381	AQ	ND															
13	BP-VPB132-GW-401	401	AQ	ND															
14	BP-VPB132-GW-421	421	AQ	ND															
15	BP-VPB132-GW-441	441	AQ	ND															
16	BP-VPB132-GW-461	461	SO ³	ND								29							
17	BP-VPB132-GW-481	481	AQ	ND															
18	BP-VPB132-GW-501	501	AQ	ND															
19	BP-VPB132-GW-521	521	AQ	ND															
20	BP-VPB132-GW-541	541	AQ	ND															
21	BP-VPB132-GW-561	561	AQ	ND								13							
22	BP-VPB132-GW-581	581	AQ	ND															
23	BP-VPB132-GW-601	601	AQ	ND															
24	BP-VPB132-GW-641	641	AQ	ND								5							
25	BP-VPB132-GW-681	681	SO ³	ND								19 J							
26	BP-VPB132-GW-701	701	AQ	ND								4.8 J							
27	BP-VPB132-GW-721	721	SO ³	ND								17 J							
28	BP-VPB132-GW-741	741	SO ³	ND								25 J							
29	BP-VPB132-GW-761	761	SO ³	ND								13 J							
30	BP-VPB132-GW-781	781	SO ³	ND								20 J							
31	BP-VPB132-GW-821	821	SO ³	ND								15 J							
32	BP-VPB132-GW-841	841	SO ³	ND								28						5.1	
33	BP-VPB132-GW-861	861	SO ³	ND								37							
34	BP-VPB132-GW-942	942	SO ³	ND								19 J							

Notes:

bgs: Below ground surface
µg/L: micrograms per liter
J: Estimated Value
ND: Not detected

TCE: Trichloroethene
PCE: Tetrachloroethene
1,1-DCA: 1,1-Dichloroethane
1,1-DCE: 1,1-Dichloroethene

1,2-DCA: 1,2-Dichloroethane
cis-1,2-DCE: 1,2-Dichloroethene
Ace.: Acetone
tert BME: tert. ButylMethylEther

¹ Samples were taken on 20-foot centers starting at 200 ft bgs to the total depth of the borehole. Where a sample could not be obtained from the designated interval, an attempt was made at the next 10-foot interval or at the direction of the site

² TCE, PCE, 1,1-DCA, 1,1-DCE, 1,1,1-TCA, 1,2-DCA, Cis-1,2-DCE, and chloroform used to calculate Total VOCs

³ Results are reported as a soil on a wet weight basis (microgram per kilogram)

Section 8

BPOW 5-1, 5-2, and 5-3 Summary

- BPOW 5-1, 5-2, and 5-3 Boring Log
- BPOW 5-1, 5-2, and 5-3 Well Construction Log
- BPOW 5-1, 5-2, and 5-3 Well Development Record
- BPOW 5-1, 5-2, and 5-3 GW Sample Log
- BPOW 5-1, 5-2, and 5-3 Chain of Custody Record
- BPOW 5-1, 5-2, and 5-3 Analytical Data Sheet
- BPOW 5-1, 5-2, and 5-3 Validation Letter and Table

**BPOW 5-1, 5-2, and 5-3
BORING LOG SHEETS**



BORING LOG

PROJECT NAME: BETHPAGE OU-2 OFFSITE GW
 PROJECT NUMBER: 112G02751-PHASE II
 DRILLING COMPANY: DELTA WELL & PUMP
 DRILLING RIG: MUD ROTARY

BORING No.: BPOW 5-1
 DATE: 4/13/12 / 4/18/12
 GEOLOGIST: Conti
 DRILLER: C. Twigg

Sample No. and Type or RQD	Depth (Ft.) or Run No.	Blows / 6" or RQD (%)	Sample Recovery / Sample Length	Lithology Change (Depth/Ft.) or Screened Interval	MATERIAL DESCRIPTION			U S C S *	Remarks	PID/FID Reading (ppm)			
					Soil Density/Consistency or Rock Hardness	Color	Material Classification			Sample	Sampler BZ	Borehole**	Driller BZ**
	0				DENSE	YELLOW BRN	SAND - SOME GRAVEL	GW SW	MOIST				0
	20						SAME		FOR DETAILS SEE VPB-132 AND GAMMA LOGS				
	40						SAME						0
	60				8" CASING TO 58'±				CASING SET TO ~ 58' ON 4/13/12				
	80				DENSE	BRN	SAND - TR GRAVEL	SM SP	WET				
	100						SAME						0

4/18

* When rock coring, enter rock brokenness.

** Include monitor reading in 6 foot intervals @ borehole. Increase reading frequency if elevated response read.

Remarks: DRILL w/ 10 1/4 HSA TO 60'± THEN SET 8" CASING IN 3 SECTIONS TO 58'± BGS

Drilling Area Background (ppm):

Converted to Well: Yes No Well I.D. #: BPOW 5-1



BORING LOG

PROJECT NAME: BETHPAGE OU-2 OFFSITE GW
 PROJECT NUMBER: 112G02751-PHASE II
 DRILLING COMPANY: DELTA WELL & PUMP
 DRILLING RIG: MUD ROTARY

BORING No.: BPOW 5-1
 DATE: 4/18/12 → 4/19/12
 GEOLOGIST: Conti
 DRILLER: C. Twigg

Sample No. and Type or RQD	Depth (Ft.) or Run No.	Blows / 6" or RQD (%)	Sample Recovery / Sample Length	Lithology Change (Depth/Ft.) or Screened Interval	MATERIAL DESCRIPTION			U S C S *	Remarks	PID/FID Reading (ppm)									
					Soil Density/ Consistency or Rock Hardness	Color	Material Classification			Sample	Sampler BZ	Borehole**	Driller BZ**						
	100																		
	1400 C 105'				DENSE	BRN	SAND-TR GRAVEL	SM SP	WET										0
	120																		
	140																		0
	160																		
	180																		0
	200																		

* When rock coring, enter rock brokenness.

** Include monitor reading in 6 foot intervals @ borehole. Increase reading frequency if elevated response read.

Remarks: _____

Drilling Area Background (ppm):

Converted to Well: Yes No _____ Well I.D. #: BPOW 5-1



BORING LOG

PROJECT NAME: BETHPAGE OU-2 OFFSITE GW
 PROJECT NUMBER: 112G02751-PHASE II
 DRILLING COMPANY: DELTA WELL & PUMP
 DRILLING RIG: MUD ROTARY

BORING No.: BPOW 5-1
 DATE: 4/19/12
 GEOLOGIST: Conti
 DRILLER: C. Twigg

Sample No. and Type or RQD	Depth (Ft.) or Run No.	Blows / 6" or RQD (%)	Sample Recovery / Sample Length	Lithology Change (Depth/Ft.) or Screened Interval	MATERIAL DESCRIPTION			U S C S *	Remarks	PID/FID Reading (ppm)			
					Soil Density/ Consistency or Rock Hardness	Color	Material Classification			Sample	Sampler BZ	Borehole**	Driller BZ**
	200				DENSE	GRAY	SAND	SM / SP	WET				0
	220						SAME						
	240						SAME						0
	260						SAND-TR CLAY						
	280						SAME						0
	300												

* When rock coring, enter rock brokenness.

** Include monitor reading in 6 foot intervals @ borehole. Increase reading frequency if elevated response read.

Remarks: _____

Drilling Area
 Background (ppm):

Converted to Well: Yes No _____ Well I.D. #: BPOW 5-1



BORING LOG

PROJECT NAME: **BETHPAGE OU-2 OFFSITE GW**
 PROJECT NUMBER: **112G02751-PHASE II**
 DRILLING COMPANY: **DELTA WELL & PUMP**
 DRILLING RIG: **MUD ROTARY**

BORING No.: **BPOW 5-1**
 DATE: 4/19/12 - 4/20/12
 GEOLOGIST: **Conti**
 DRILLER: **C. Twigg**

Sample No. and Type or RQD	Depth (Ft.) or Run No.	Blows / 6" or RQD (%)	Sample Recovery / Sample Length	Lithology Change (Depth/Ft.) or Screened Interval	MATERIAL DESCRIPTION			U S C S *	Remarks	PID/FID Reading (ppm)			
					Soil Density/ Consistency or Rock Hardness	Color	Material Classification			Sample	Sampler BZ	Borehole**	Driller BZ**
	300				DENSE	GRAY	F/C SAND	SM SP	WET				0
	320						SAME						
	340						SAME						0
	360						SAME						
	380						SAME						0
	400												

4/19
4/20

* When rock coring, enter rock brokenness.

** Include monitor reading in 6 foot intervals @ borehole. Increase reading frequency if elevated response read.

Remarks: _____

Drilling Area Background (ppm):

Converted to Well: Yes No _____ Well I.D. #: **BPOW 5-1**



BORING LOG

PROJECT NAME: BETHPAGE OU-2 OFFSITE GW
 PROJECT NUMBER: 112G02751-PHASE II
 DRILLING COMPANY: DELTA WELL & PUMP
 DRILLING RIG: MUD ROTARY

BORING No.: BPOW 5-1
 DATE: 4/20/12 → 4/23/12
 GEOLOGIST: Conti
 DRILLER: C. Twigg

Sample No. and Type or RQD	Depth (Ft.) or Run No.	Blows / 6" or RQD (%)	Sample Recovery / Sample Length	Lithology Change (Depth/Ft.) or Screened Interval	MATERIAL DESCRIPTION			U S C S *	Remarks	PID/FID Reading (ppm)			
					Soil Density/ Consistency or Rock Hardness	Color	Material Classification			Sample	Sampler BZ	Borehole**	Driller BZ**
	400				DENSE GRAY	F/C SAND		SM SP	WET				0
	420					SAME							
	440					SAME							0
4120	460					SAME							
4123	480					SAME							0
	500												

* When rock coring, enter rock brokenness.

** Include monitor reading in 6 foot intervals @ borehole. Increase reading frequency if elevated response read.

Remarks: _____

Drilling Area Background (ppm):

Converted to Well: Yes No _____ Well I.D. #: BPOW 5-1



BORING LOG

PROJECT NAME: BETHPAGE OU-2 OFFSITE GW
 PROJECT NUMBER: 112G02751-PHASE II
 DRILLING COMPANY: DELTA WELL & PUMP
 DRILLING RIG: MUD ROTARY

BORING No.: BPOW 5-1
 DATE: 4/25/12
 GEOLOGIST: Conti
 DRILLER: C. Twigg

Sample No. and Type or RQD	Depth (Ft.) or Run No.	Blows / 6" or RQD (%)	Sample Recovery / Sample Length	Lithology Change (Depth/FT.) or Screened Interval	MATERIAL DESCRIPTION			U S C S *	Remarks	PID/FID Reading (ppm)			
					Soil Density/ Consistency or Rock Hardness	Color	Material Classification			Sample	Sampler BZ	Borehole**	Driller BZ**
	500				DENSE GRAY		F/M SAND	SH/ SP	WET	0			
	520												
				TD 527			SET WELL SCREEN		480 → 510	0			
							SUMP		510 → 515				
	540												

* When rock coring, enter rock brokenness.

** Include monitor reading in 6 foot intervals @ borehole. Increase reading frequency if elevated response read.

Remarks: _____

Drilling Area
 Background (ppm):

Converted to Well: Yes No _____ Well I.D. #: BPOW 5-1



BORING LOG

PROJECT NAME: BETHPAGE OU-2 OFFSITE GW
 PROJECT NUMBER: 112G02751-PHASE II
 DRILLING COMPANY: DELTA WELL & PUMP
 DRILLING RIG: MUD ROTARY

BORING No.: BPOW 5-2
 DATE: 4/2/12
 GEOLOGIST: Conti
 DRILLER: C. Twigg

Sample No. and Type or RQD	Depth (Ft.) or Run No.	Blows / 6" or RQD (%)	Sample Recovery / Sample Length	Lithology Change (Depth/Ft.) or Screened Interval	MATERIAL DESCRIPTION			U S C S *	Remarks	PID/FID Reading (ppm)				
					Soil Density/ Consistency or Rock Hardness	Color	Material Classification			Sample	Sampler BZ	Borehole**	Driller BZ**	
	0				DENSE	YELLOW BRN	SAND - SOME GRAVEL	SW GW	CASING SET TO ~ 58' ON 3/9/12 USING HSA					0
	20								(See VPB-132 for Details)					
	40								SAME	MOIST → WET				0
	60								SAME	WET				
	80					DENSE	BRN SAND - TR GRAY GRAVEL							0
	100													

3/9
4/2

CAS TO ~ 58'

SP
SM

* When rock coring, enter rock brokenness.

** Include monitor reading in 6 foot intervals @ borehole. Increase reading frequency if elevated response read.

Remarks: MUD ROTARY 8" Ø BELOW CASING

Drilling Area Background (ppm): 0

Converted to Well: Yes x No _____ Well I.D. #: BPOW 5-2



BORING LOG

PROJECT NAME: **BETHPAGE OU-2 OFFSITE GW**
 PROJECT NUMBER: **112G02751-PHASE II**
 DRILLING COMPANY: **DELTA WELL & PUMP**
 DRILLING RIG: **MUD ROTARY**

BORING No.: **BPOW 5-2**
 DATE: **4/2/12 → 4/3/12**
 GEOLOGIST: **Conti**
 DRILLER: **C. Twigg**

Sample No. and Type or RQD	Depth (Ft.) or Run No.	Blows / 6" or RQD (%)	Sample Recovery / Sample Length	Lithology Change (Depth/Ft.) or Screened Interval	MATERIAL DESCRIPTION			U S C S *	Remarks	PID/FID Reading (ppm)			
					Soil Density/ Consistency or Rock Hardness	Color	Material Classification			Sample	Sampler BZ	Borehole**	Driller BZ**
	100				DENSE	BRN GRAY	F/M SAND	SM	WET				0
	120						SAME						
	140						SAME						0
	160						SAME						
	180						SAME						0
	200												

412
413

* When rock coring, enter rock brokenness.

** Include monitor reading in 6 foot intervals @ borehole. Increase reading frequency if elevated response read.

Remarks: _____

Drilling Area Background (ppm):

Converted to Well: Yes No Well I.D. #: **BPOW 5-2**



BORING LOG

PROJECT NAME: **BETHPAGE OU-2 OFFSITE GW**
 PROJECT NUMBER: **112G02751-PHASE II**
 DRILLING COMPANY: **DELTA WELL & PUMP**
 DRILLING RIG: **MUD ROTARY**

BORING No.: **BPOW 5-2**
 DATE: **4/3/12**
 GEOLOGIST: **Conti**
 DRILLER: **C. Twigg**

Sample No. and Type or RQD	Depth (Ft.) or Run No.	Blows / 6" or RQD (%)	Sample Recovery / Sample Length	Lithology Change (Depth/Ft.) or Screened Interval	MATERIAL DESCRIPTION			U S C S *	Remarks	PID/FID Reading (ppm)				
					Soil Density/ Consistency or Rock Hardness	Color	Material Classification			Sample	Sampler BZ	Borehole**	Driller BZ**	
	200				DENSE GRAY		F/M SAND	SM	WET					0
							TR LIGNITE	SP						
	220						SAME	"						
	240						SAME	"						0
	260						SAME - TR.							
							LIGNITE							
	280						SAME		LESS LIGNITE					0
	300													

* When rock coring, enter rock brokenness.

** Include monitor reading in 6 foot intervals @ borehole. Increase reading frequency if elevated response read.

Remarks: _____

Drilling Area Background (ppm):

Converted to Well: Yes No Well I.D. #: **BPOW 5-2**



BORING LOG

PROJECT NAME: **BETHPAGE OU-2 OFFSITE GW**
 PROJECT NUMBER: **112G02751-PHASE II**
 DRILLING COMPANY: **DELTA WELL & PUMP**
 DRILLING RIG: **MUD ROTARY**

BORING No.: **BPOW 5-2**
 DATE: **4/3/12**
 GEOLOGIST: **Conti**
 DRILLER: **C. Twigg**

Sample No. and Type or RQD	Depth (Ft.) or Run No.	Blows / 6" or RQD (%)	Sample Recovery / Sample Length	Lithology Change (Depth/Ft.) or Screened Interval	MATERIAL DESCRIPTION			U S C S *	Remarks	PID/FID Reading (ppm)			
					Soil Density/ Consistency or Rock Hardness	Color	Material Classification			Sample	Sampler BZ	Borehole**	Driller BZ**
	300				DENSE	GRY	F/M SAND	SM	WET				0
	320						SAME						
	340						SAME						0
	360						SAME						
	380						SAME						0
	400												

* When rock coring, enter rock brokenness.

** Include monitor reading in 6 foot intervals @ borehole. Increase reading frequency if elevated response read.

Remarks: _____

Drilling Area Background (ppm):

Converted to Well: Yes x No _____ Well I.D. #: **BPOW 5-2**



BORING LOG

PROJECT NAME: **BETHPAGE OU-2 OFFSITE GW**
 PROJECT NUMBER: **112G02751-PHASE II**
 DRILLING COMPANY: **DELTA WELL & PUMP**
 DRILLING RIG: **MUD ROTARY**

BORING No.: **BPOW 5-2**
 DATE: **4/4/12**
 GEOLOGIST: **Conti**
 DRILLER: **C. Twigg**

Sample No. and Type or RQD	Depth (Ft.) or Run No.	Blows / 6" or RQD (%)	Sample Recovery / Sample Length	Lithology Change (Depth/Ft.) or Screened Interval	MATERIAL DESCRIPTION			U S C S *	Remarks	PID/FID Reading (ppm)			
					Soil Density/ Consistency or Rock Hardness	Color	Material Classification			Sample	Sampler BZ	Borehole**	Driller BZ**
	400				DENSE	GRAY	F/M SAND	SM / SP	WET				0
	420						SAME						
	440						SAME						0
	460						SAME						
	480						SAME						0
	500												

4/12

* When rock coring, enter rock brokenness.

** Include monitor reading in 6 foot intervals @ borehole. Increase reading frequency if elevated response read.

Remarks: _____

Drilling Area Background (ppm):

Converted to Well: Yes x No _____ Well I.D. #: **BPOW 5-2**



BORING LOG

PROJECT NAME: **BETHPAGE OU-2 OFFSITE GW**
 PROJECT NUMBER: **112G02751-PHASE II**
 DRILLING COMPANY: **DELTA WELL & PUMP**
 DRILLING RIG: **MUD ROTARY**

BORING No.: **BPOW 5-2**
 DATE: **4/5/12**
 GEOLOGIST: **Conti**
 DRILLER: **C. Twigg**

Sample No. and Type or RQD	Depth (Ft.) or Run No.	Blows / 6" or RQD (%)	Sample Recovery / Sample Length	Lithology Change (Depth/Ft.) or Screened Interval	MATERIAL DESCRIPTION			U S C S *	Remarks	PID/FID Reading (ppm)								
					Soil Density/ Consistency or Rock Hardness	Color	Material Classification			Sample	Sampler BZ	Borehole**	Driller BZ**					
	500																	
					DENSE	GRAY	SAND (F/M) TR CLAY	SM/SP	WET									0
	520																	
							SAME											
	540																	
							SAME											0
	560																	
							SAME											
	580																	0
							SAME											
	600																	

44
45



SCREEN
540 → 580

* When rock coring, enter rock brokenness.
 ** Include monitor reading in 6 foot intervals @ borehole. Increase reading frequency if elevated response read.
 Remarks: _____
 Drilling Area Background (ppm): 0
 Converted to Well: Yes x No _____ Well I.D. #: **BPOW 5-2**



BORING LOG

PROJECT NAME: **BETHPAGE OU-2 OFFSITE GW**
 PROJECT NUMBER: **112G02751-PHASE II**
 DRILLING COMPANY: **DELTA WELL & PUMP**
 DRILLING RIG: **MUD ROTARY**

BORING No.: **BPOW 5-3**
 DATE: **3/8/12 → 3/15/12**
 GEOLOGIST: **Conti**
 DRILLER: **C. Twigg**

Sample No. and Type or RQD	Depth (Ft.) or Run No.	Blows / 6" or RQD (%)	Sample Recovery / Sample Length	Lithology Change (Depth/Ft.) or Screened Interval	MATERIAL DESCRIPTION			U S C S *	Remarks	PID/FID Reading (ppm)							
					Soil Density/Consistency or Rock Hardness	Color	Material Classification			Sample	Sampler BZ	Borehole**	Driller BZ**				
	0																
	3/8				DENSE	YELLOW BRN	SAND - SOME GRAVEL	SW	DAMP → MOIST								0
									SUB ROUND GRAVEL 1/4" Φ SIZE								
	20						SAME		SOME WETNESS AT 20' ±								0
	40						SAME										0
	60						SAME		8" Ø STEEL CAS TO ~ 58' ON 3/8/12.								
	80						SAME LESS GRAVEL										0
	100																

* When rock coring, enter rock brokenness.

** Include monitor reading in 6 foot intervals @ borehole. Increase reading frequency if elevated response read.

Remarks: 10 1/2 HSA TO 60' ± THEN SET 8" CASING. PROCEED W/ MUD ROTARY TO TD.

Drilling Area Background (ppm):

Converted to Well: Yes No Well I.D. #: **BPOW 5-3**



BORING LOG

PROJECT NAME: **BETHPAGE OU-2 OFFSITE GW**
 PROJECT NUMBER: **112G02751-PHASE II**
 DRILLING COMPANY: **DELTA WELL & PUMP**
 DRILLING RIG: **MUD ROTARY**

BORING No.: **BPOW 5-3**
 DATE: **3/15/12 → 3/16/12**
 GEOLOGIST: **Conti**
 DRILLER: **C. Twigg**

Sample No. and Type or RQD	Depth (Ft.) or Run No.	Blows / 6" or RQD (%)	Sample Recovery / Sample Length	Lithology Change (Depth/Ft.) or Screened Interval	MATERIAL DESCRIPTION			U S C S *	Remarks	PID/FID Reading (ppm)			
					Soil Density/ Consistency or Rock Hardness	Color	Material Classification			Sample	Sampler BZ	Borehole**	Driller BZ**
	100				DENSE	BRN	SAND-TR GRAVEL	SP SM	WET				0
	120				DENSE	GRAY BRN	SILTY F/M SAND		WET LESS GRAVEL				
	140						SAME						0
	160						SAME						
	180						SAME						0
	200												

3/15
3/16

* When rock coring, enter rock brokenness.

** Include monitor reading in 6 foot intervals @ borehole. Increase reading frequency if elevated response read.

Remarks: _____

Drilling Area Background (ppm):

Converted to Well: Yes No _____ Well I.D. #: **BPOW 5-3**



BORING LOG

PROJECT NAME: BETHPAGE OU-2 OFFSITE GW
 PROJECT NUMBER: 112G02751-PHASE II
 DRILLING COMPANY: DELTA WELL & PUMP
 DRILLING RIG: MUD ROTARY

BORING No.: BPOW 5-3
 DATE: 3/16/12 → 3/19/12
 GEOLOGIST: Conti
 DRILLER: C. Twigg

Sample No. and Type or RQD	Depth (Ft.) or Run No.	Blows / 6" or RQD (%)	Sample Recovery / Sample Length	Lithology Change (Depth/Ft.) or Screened Interval	MATERIAL DESCRIPTION			U S C S *	Remarks	PID/FID Reading (ppm)			
					Soil Density/Consistency or Rock Hardness	Color	Material Classification			Sample	Sampler BZ	Borehole**	Driller BZ**
	200				DENSE	GRAY	F/M SAND	SM SP	WET				0
	220						SAME						
	240						SAME						0
	260						SAME						
	280						SAME						0
	300												

3/16
3/19

1000

1100

* When rock coring, enter rock brokenness.

** Include monitor reading in 6 foot intervals @ borehole. Increase reading frequency if elevated response read.

Remarks: _____

Drilling Area Background (ppm):

Converted to Well: Yes No _____ Well I.D. #: BPOW 5-3



BORING LOG

PROJECT NAME: **BETHPAGE OU-2 OFFSITE GW**
 PROJECT NUMBER: **112G02751-PHASE II**
 DRILLING COMPANY: **DELTA WELL & PUMP**
 DRILLING RIG: **MUD ROTARY**

BORING No.: **BPOW 5-3**
 DATE: **3/19/12**
 GEOLOGIST: **Conti**
 DRILLER: **C. Twigg**

Sample No. and Type or RQD	Depth (Ft.) or Run No.	Blows / 6" or RQD (%)	Sample Recovery / Sample Length	Lithology Change (Depth/Ft.) or Screened Interval	MATERIAL DESCRIPTION			U S C S *	Remarks	PID/FID Reading (ppm)			
					Soil Density/ Consistency or Rock Hardness	Color	Material Classification			Sample	Sampler BZ	Borehole**	Driller BZ**
	300				DENSE GRAY		F/M SAND	SP	WET				0
							TR LIGNITE	SM					
	320												
	340												0
	360												
	380												0
	400												

1200

3/19

3/20

* When rock coring, enter rock brokenness.

** Include monitor reading in 6 foot intervals @ borehole. Increase reading frequency if elevated response read.

Remarks: _____

Drilling Area
 Background (ppm):

Converted to Well: Yes

No

Well I.D. #: **BPOW 5-3**



BORING LOG

PROJECT NAME: BETHPAGE OU-2 OFFSITE GW
 PROJECT NUMBER: 112G02751-PHASE II
 DRILLING COMPANY: DELTA WELL & PUMP
 DRILLING RIG: MUD ROTARY

BORING No.: BPOW 5-3
 DATE: 3/20/12 → 3/21/12
 GEOLOGIST: Conti
 DRILLER: C. Twigg

Sample No. and Type or RQD	Depth (Ft.) or Run No.	Blows / 6" or RQD (%)	Sample Recovery / Sample Length	Lithology Change (Depth/Ft.) or Screened Interval	MATERIAL DESCRIPTION			U S C S *	Remarks	PID/FID Reading (ppm)				
					Soil Density/ Consistency or Rock Hardness	Color	Material Classification			Sample	Sampler BZ	Borehole**	Driller BZ**	
	400				DENSE	GRAY	SAND F/M - TR CLAY	SM / SP	WET					0
	420						SAME							
	440						SAME							0
	460						SAME							
	480						SAME.							0
	500													

1230

* When rock coring, enter rock brokenness.

** Include monitor reading in 6 foot intervals @ borehole. Increase reading frequency if elevated response read.

Remarks: _____

Drilling Area
 Background (ppm):

Converted to Well: Yes No _____ Well I.D. #: BPOW 5-3



BORING LOG

PROJECT NAME: **BETHPAGE OU-2 OFFSITE GW**
 PROJECT NUMBER: **112G02751-PHASE II**
 DRILLING COMPANY: **DELTA WELL & PUMP**
 DRILLING RIG: **MUD ROTARY**

BORING No.: **BPOW 5-3**
 DATE: 3/20/12 → 3/21/12
 GEOLOGIST: **Conti**
 DRILLER: **C. Twigg**

Sample No. and Type or RQD	Depth (Ft.) or Run No.	Blows / 6" or RQD (%)	Sample Recovery / Sample Length	Lithology Change (Depth/Ft.) or Screened Interval	MATERIAL DESCRIPTION			U S C S *	Remarks	PID/FID Reading (ppm)				
					Soil Density/ Consistency or Rock Hardness	Color	Material Classification			Sample	Sampler BZ	Borehole**	Driller BZ**	
	500				DENSE	GRAY	SAND (F/M)	SM SP	WET					0
							SOME CLAY ~ 510'							
	515						TO 520±							
	520						SAME - LESS CLAY							
	540						SAME							0
	560						SAME							
	580						SAME							0
	600													

3/20
3/21

* When rock coring, enter rock brokenness.

** Include monitoring reading in 6 foot intervals @ borehole. Increase reading frequency if elevated response read.

Remarks: _____

Drilling Area Background (ppm):

Converted to Well: Yes No Well I.D. #: **BPOW 5-3**



BORING LOG

PROJECT NAME: BETHPAGE OU-2 OFFSITE GW
 PROJECT NUMBER: 112G02751-PHASE II
 DRILLING COMPANY: DELTA WELL & PUMP
 DRILLING RIG: MUD ROTARY

BORING No.: BPOW 5-3
 DATE: 3/21/12
 GEOLOGIST: Conti
 DRILLER: C. Twigg

Sample No. and Type or RQD	Depth (Ft.) or Run No.	Blows / 6" or RQD (%)	Sample Recovery / Sample Length	Lithology Change (Depth/Ft.) or Screened Interval	MATERIAL DESCRIPTION			U S C S *	Remarks	PID/FID Reading (ppm)			
					Soil Density/ Consistency or Rock Hardness	Color	Material Classification			Sample	Sampler BZ	Borehole**	Driller BZ**
	600				DENSE	GRAY	SAND/F/M TR CLAY	SM /SP	WET				0
	620			620			SAME		F-M SAND CUTTINGS				
	640						SAME						0
	660			660			SAME		F/M SAND-TR CLAY-CUTTINGS				
	680			TD			TD @ 680'						0

* When rock coring, enter rock brokenness.

** Include monitor reading in 6 foot intervals @ borehole. Increase reading frequency if elevated response read.

Remarks: _____

Drilling Area
 Background (ppm):

Converted to Well: Yes No Well I.D. #: BPOW 5-3

BPOW 5-1, 5-2, and 5-3
WELL CONSTRUCTION LOG SHEETS



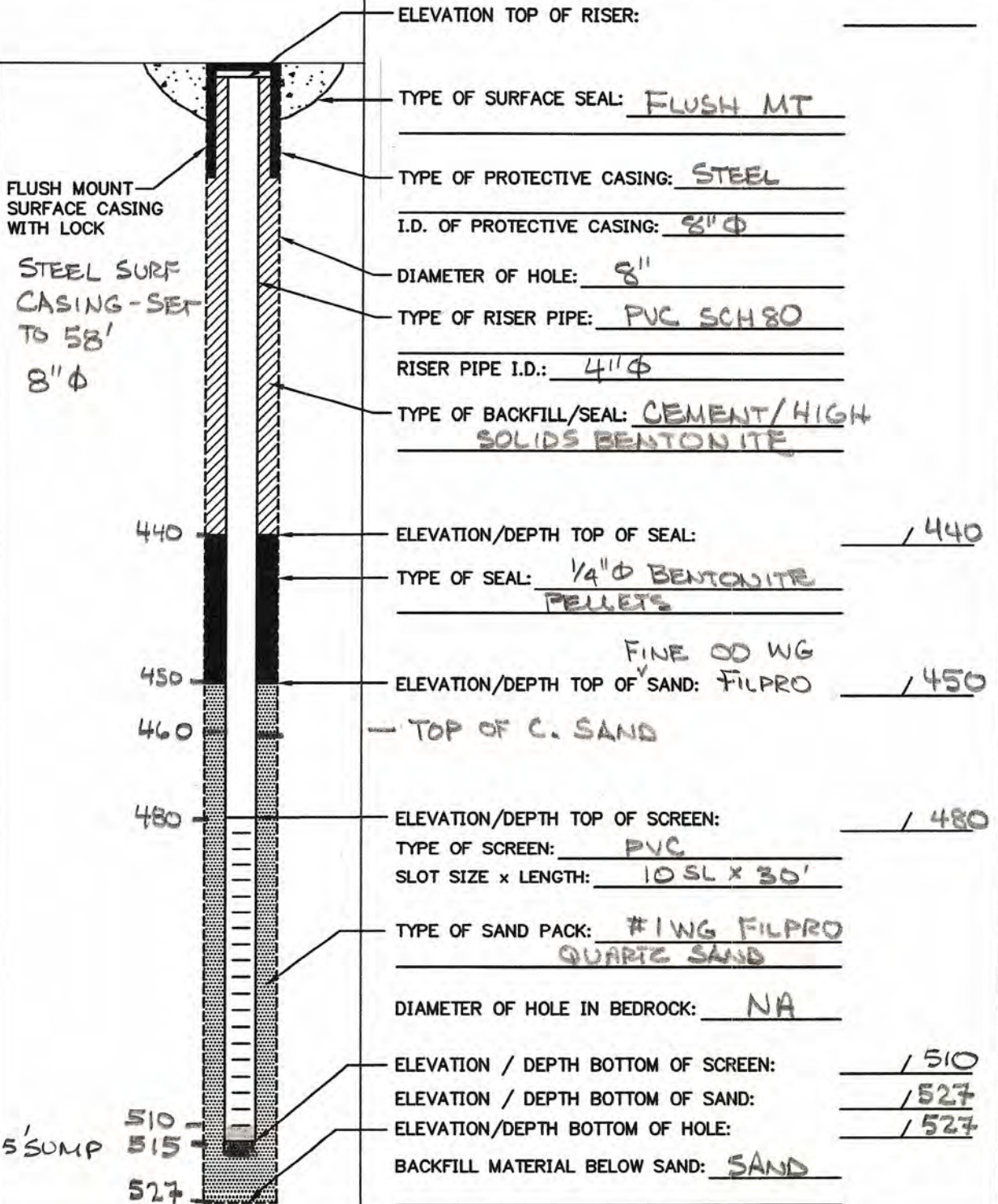
Tetra Tech NUS, Inc.

OVERBURDEN MONITORING WELL SHEET FLUSH - MOUNT

WELL NO.: BPOW 5-1

PROJECT <u>BETPAGE QU2</u>	LOCATION <u>BETHPAGE NY</u>	DRILLER <u>C. TWIGG</u>
PROJECT NO. <u>112602751</u>	BORING <u>VPB-132 LOC</u>	DRILLING METHOD <u>MUD ROT</u>
DATE BEGUN <u>4/24/12</u>	DATE COMPLETED <u>4/25/12</u>	DEVELOPMENT METHOD <u>AIR/PUMP</u>
FIELD GEOLOGIST <u>CONTI</u>	DATUM _____	
GROUND ELEVATION _____		

ACAD:FORM_MWFM.dwg 07/26/99 INL



ELEVATION TOP OF RISER: _____

TYPE OF SURFACE SEAL: FLUSH MT

TYPE OF PROTECTIVE CASING: STEEL

I.D. OF PROTECTIVE CASING: 8" φ

DIAMETER OF HOLE: 8"

TYPE OF RISER PIPE: PVC SCH 80

RISER PIPE I.D.: 4" φ

TYPE OF BACKFILL/SEAL: CEMENT/HIGH SOLIDS BENTONITE

ELEVATION/DEPTH TOP OF SEAL: _____ / 440

TYPE OF SEAL: 1/4" φ BENTONITE PELLETS

ELEVATION/DEPTH TOP OF SAND: _____ / 450

FINE 00 WG FILPRO

- TOP OF C. SAND

ELEVATION/DEPTH TOP OF SCREEN: _____ / 480

TYPE OF SCREEN: PVC

SLOT SIZE x LENGTH: 10 SL x 30'

TYPE OF SAND PACK: #1 WG FILPRO QUARTZ SAND

DIAMETER OF HOLE IN BEDROCK: NA

ELEVATION / DEPTH BOTTOM OF SCREEN: _____ / 510

ELEVATION / DEPTH BOTTOM OF SAND: _____ / 527

ELEVATION/DEPTH BOTTOM OF HOLE: _____ / 527

BACKFILL MATERIAL BELOW SAND: SAND



Tetra Tech NUS, Inc.

OVERBURDEN MONITORING WELL SHEET FLUSH - MOUNT

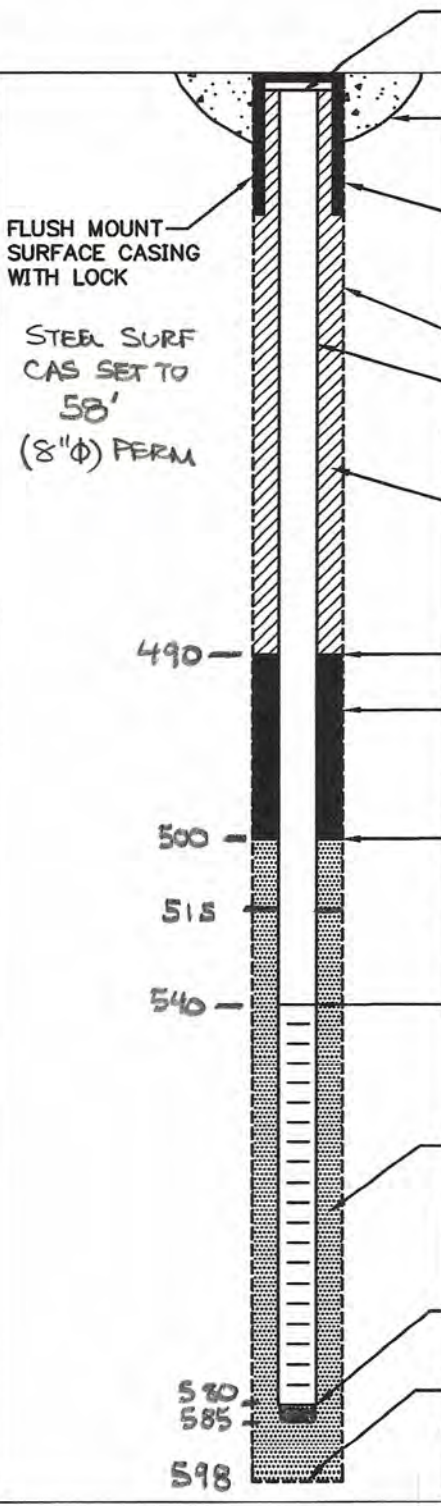
WELL NO.: BPOW 5-2

INTERMEDIATE

VPB-132 LOC.

PROJECT <u>BETHPAGE 002</u>	LOCATION <u>BETHPAGE, NY</u>	DRILLER <u>C. TWIGG</u>
PROJECT NO. <u>112602751</u>	BORING <u>BPOW 5-2</u>	DRILLING METHOD <u>MUD ROTARY</u>
DATE BEGUN <u>4/6/12</u>	DATE COMPLETED <u>4/9/12</u>	DEVELOPMENT METHOD <u>AIR/PUMP</u>
FIELD GEOLOGIST <u>CONTI</u>	GROUND ELEVATION _____	DATUM _____

ACAD:FORM_MWF.M.dwg 07/28/99 INL



ELEVATION TOP OF RISER: _____

TYPE OF SURFACE SEAL: FLUSH MT.

TYPE OF PROTECTIVE CASING: STEEL

I.D. OF PROTECTIVE CASING: 8" ST. CASING

DIAMETER OF HOLE: 8"

TYPE OF RISER PIPE: PVC SCH 80

RISER PIPE I.D.: 4"

TYPE OF BACKFILL/SEAL: CEMENT/HIGH SOLIDS BENTONITE

ELEVATION/DEPTH TOP OF SEAL: 1490

TYPE OF SEAL: 1/4" φ BENTONITE PELLETS

ELEVATION/DEPTH TOP OF SAND: 1500 FINE 00 WG FILPRO SAND

515 - TOP #1 SAND 515

ELEVATION/DEPTH TOP OF SCREEN: 1540

TYPE OF SCREEN: PVC SCH 80

SLOT SIZE x LENGTH: 10 SL x 40'

TYPE OF SAND PACK: #1 WG FILPRO QUARTZ SAND

DIAMETER OF HOLE IN BEDROCK: _____

ELEVATION / DEPTH BOTTOM OF SCREEN: 1580

ELEVATION / DEPTH BOTTOM OF SAND: 1598

ELEVATION/DEPTH BOTTOM OF HOLE: 1598

BACKFILL MATERIAL BELOW SAND: SAND



Tetra Tech NUS, Inc.

OVERBURDEN MONITORING WELL SHEET FLUSH - MOUNT

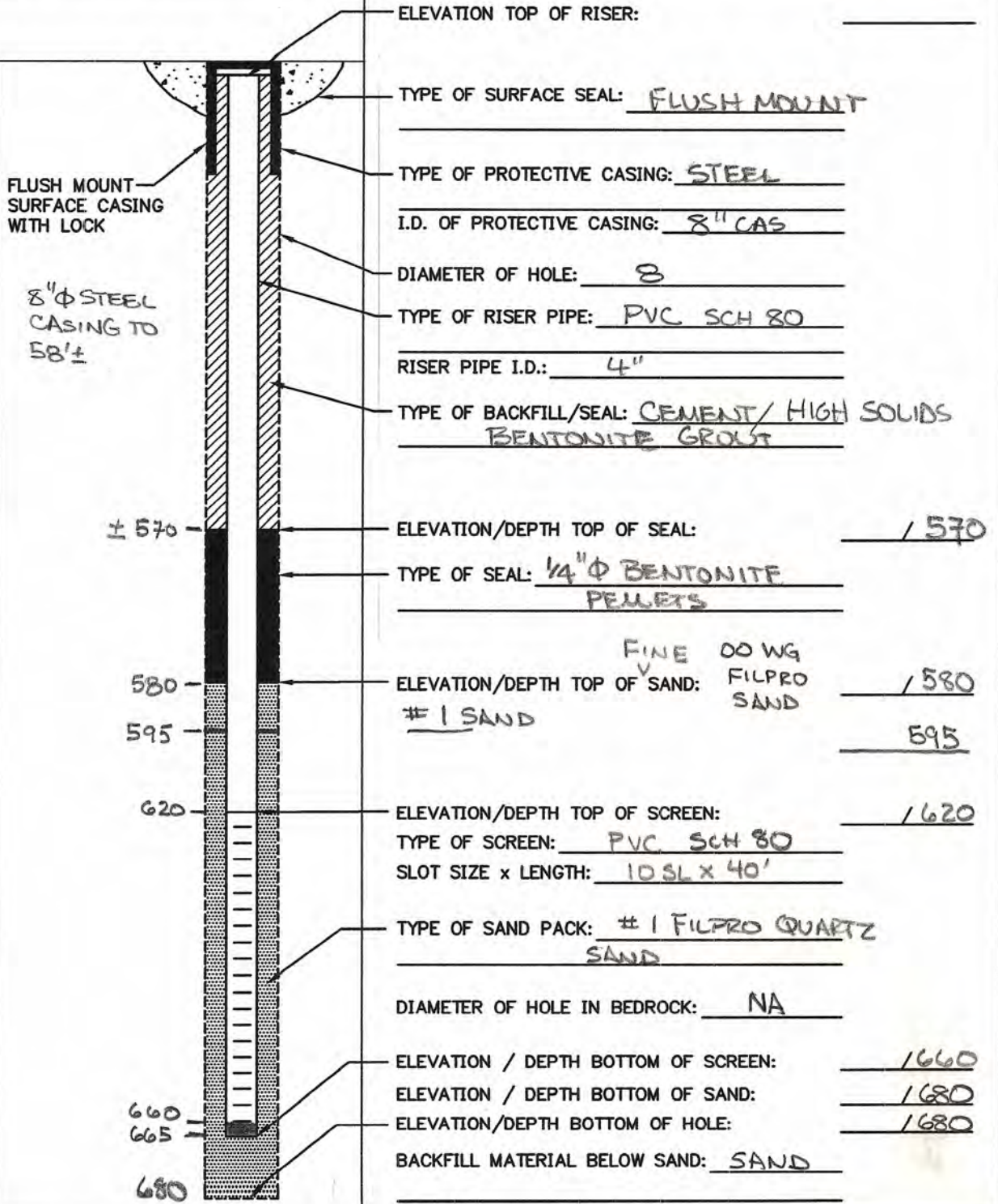
WELL NO.: BPOW 5-3

DEEP

VPB-132 LOC.

PROJECT <u>BETHPAGE OU 2</u>	LOCATION <u>BETHPAGE NY</u>	DRILLER <u>C. TWIGG</u>
PROJECT NO. <u>112G02751</u>	BORING <u>BPOW 5-3</u>	DRILLING METHOD <u>MUD ROT</u>
DATE BEGUN <u>3/21/12</u>	DATE COMPLETED <u>3/22/12</u>	DEVELOPMENT METHOD <u>AIR/PUMP</u>
FIELD GEOLOGIST <u>CONTI</u>	DATUM _____	
GROUND ELEVATION _____		

ACAD:FORM_MWF.M.dwg 07/20/99 INL



ELEVATION TOP OF RISER: _____

TYPE OF SURFACE SEAL: FLUSH MOUNT

TYPE OF PROTECTIVE CASING: STEEL

I.D. OF PROTECTIVE CASING: 8" CAS

DIAMETER OF HOLE: 8

TYPE OF RISER PIPE: PVC SCH 80

RISER PIPE I.D.: 4"

TYPE OF BACKFILL/SEAL: CEMENT/ HIGH SOLIDS BENTONITE GROUT

ELEVATION/DEPTH TOP OF SEAL: ± 570 / 570

TYPE OF SEAL: 1/4" Ø BENTONITE PELLETS

ELEVATION/DEPTH TOP OF SAND: 580 / 580
595 / 595

ELEVATION/DEPTH TOP OF SCREEN: 620 / 620

TYPE OF SCREEN: PVC SCH 80

SLOT SIZE x LENGTH: 10 SL x 40'

TYPE OF SAND PACK: #1 FILPRO QUARTZ SAND

DIAMETER OF HOLE IN BEDROCK: NA

ELEVATION / DEPTH BOTTOM OF SCREEN: _____ / 660

ELEVATION / DEPTH BOTTOM OF SAND: _____ / 680

ELEVATION/DEPTH BOTTOM OF HOLE: _____ / 680

BACKFILL MATERIAL BELOW SAND: SAND

BPOW 5-1, 5-2, and 5-3
WELL DEVELOPMENT LOG SHEETS



Tetra Tech

AIR

MONITORING WELL DEVELOPMENT RECORD

Page 1 of

Well: BPOW5-1 Depth to Bottom (ft.): 510' Responsible Personnel: V. Shickora J. Stegers
 Site: NWIRP Bethpage Static Water Level Before (ft.): 33.99' Drilling Co.: Delta Well + Pump
 Date Installed: 4-25-12 Static Water Level After (ft.): Project Name: NWIRP Bethpage
 Date Developed: 5-16-12 Screen Length (ft.): 30 feet Project Number: 112602751
 Dev. Method: Air Development Specific Capacity: 311 gallons
 Pump Type: Air Lift Casing ID (in.): 4 inch

Time	Estimated Sediment Thickness (Ft.)	Cumulative Water Volume (Gal.)	Water Level Readings (Ft. below TOC)	Temperature (Degrees C)	pH	Specific Conductance (Units <u>ms/cm</u>)	Turbidity (NTU)	Remarks (odor, color, etc.)
<u>5-16-12</u>								
<u>1300</u>	-	<u>~25</u>	<u>NA</u>					<u>start Air Development water muddy (gray)</u>
<u>1320</u>	-		<u>NA</u>	<u>17.11</u>	<u>5.20</u>	<u>0.069</u>	<u>304</u>	<u>cloudy (Gray)</u>
<u>1345</u>	-		<u>NA</u>	<u>16.29</u>	<u>4.90</u>	<u>0.068</u>	<u>23.9</u>	<u>clear</u>
<u>1410</u>	-		<u>NA</u>	<u>16.20</u>	<u>4.79</u>	<u>0.068</u>	<u>9.8</u>	<u>clear</u>
<u>1436</u>	-	<u>~8000</u>	<u>19.94'</u>	<u>16.16</u>	<u>4.71</u>	<u>0.069</u>	<u>6.2</u>	<u>clear - stop development</u>
<u>0900</u> <u>5-17-12</u>	-	-	<u>20.40'</u>	-	-	-	-	<u>RE-START AIR DEV. CLEAR</u>
<u>0930</u>	-		-	<u>15.03</u>	<u>4.69</u>	<u>.074</u>	<u>5.3</u>	<u>CLEAR</u>
<u>1000</u>	-		-	<u>14.16</u>	<u>4.47</u>	<u>.070</u>	<u>3.2</u>	<u>" (31L = 046 TDS)</u>
<u>1030</u>	-		-	<u>13.66</u>	<u>4.31</u>	<u>.071</u>	<u>2.4</u>	<u>"</u>
<u>1100</u>	-	<u>~8000</u>	<u>~20.80'</u>	<u>13.71</u>	<u>4.23</u>	<u>.071</u>	<u>2.1</u>	<u>" (91L 046 TDS)</u>

~65 GPM



Tetra Tech

PUMP

MONITORING WELL DEVELOPMENT RECORD

Page 1 of 1

Well: BPOWS-1 Depth to Bottom (ft.): 510' Responsible Personnel: Vince Shickora
 Site: NWIRP Bethpage Static Water Level Before (ft.): 20.65 Drilling Co.: Delta Well + Pump
 Date Installed: 4-25-12 Static Water Level After (ft.): _____ Project Name: NWIRP Bethpage
 Date Developed: 5-23-12 Screen Length (ft.): 30 Feet Project Number: 112602751
 Dev. Method: submersible pump Specific Capacity: 319 gallons
 Pump Type: Grundfos Casing ID (in.): 4 inch

Time	Estimated Sediment Thickness (Ft.)	Cumulative Water Volume (Gal.)	Water Level Readings (Ft. below TOC)	Temperature (Degrees C)	pH	Specific Conductance (Units <u>µS/cm</u>)	Turbidity (NTU)	Remarks (odor, color, etc.)
0935	Totalizer Gallons	-	20.65'	-	-	-	-	-
1030	169810	1	21.98'	16.99	4.57	0.145	49.4	slight Tint (Gray)
1045	169954	145	21.18'	16.30	5.20	0.085	15.3	clear
1100	170090	281	20.98'	16.01	5.24	0.078	4.6	clear (raise pump in well ~ 25')
1120	170268	459	20.94'	16.05	5.16	0.074	8.5	clear
1140	170445	636	20.89'	15.93	5.05	0.073	1.2	clear (lower pump in well ~ 25')
1200	170621	812	20.85'	15.85	4.97	0.071	0.9	clear
1220	170795	986	20.84'	15.77	4.90	0.070	1.2	clear (raise pump in well ~ 20')
1240	170968	1159	20.83'	15.73	4.84	0.070	1.1	clear
1300	171140	1331	20.83'	15.64	4.77	0.071	0.8	clear (lower pump in well ~ 20')
1320	171311	1502	20.82'	15.58	4.73	0.071	0.4	clear
1340	171480	1671	20.82'	15.56	4.72	0.070	0.3	clear
1400	171653	1844	20.82'	15.60	4.71	0.071	0.3	clear. collect sample BP-BPOWS-1-052312



Tetra Tech NUS, Inc.

PUMP
MONITORING WELL DEVELOPMENT RECORDPage 1 of 1

Well: BPow 5-2 Depth to Bottom (ft.): 580' Responsible Personnel: Vince Shickora
 Site: NWIRP Bathpage Static Water Level Before (ft.): 20.87' Drilling Co.: Delta Well & Pump
 Date Installed: 4-9-12 Static Water Level After (ft.): _____ Project Name: NWIRP Bathpage
 Date Developed: 5-22-12 Screen Length (ft.): 40' Project Number: 112602751
 Dev. Method: Submersible pump Specific Capacity: 365 gallons ⊗ pump set in well at ~ 535' BGS
 Pump Type: Grundfos Casing ID (in.): 4 inch

Time	Estimated Sediment Thickness (Ft.)	Cumulative Water Volume (Gal.)	Water Level Readings (Ft. below TOC)	Temperature (Degrees C)	pH	Specific Conductance (Units $\mu S/cm$)	Turbidity (NTU)	Remarks (odor, color, etc.)
0820	(Totalizer gallons)	—	20.87	—	—	—	—	Initial reading
0836	167460	0.5	21.55	16.39	4.54	0.184	66.3	start development (Tinted Gray)
0845	167551	91	21.09	15.05	4.98	0.094	31.7	slight tint (Gray)
0900	167696	236	21.05	15.02	5.20	0.085	12.5	clear
0920	167885	425	20.98	14.97	5.27	0.079	3.6	clear - (raise pump in well ~ 20')
0940	168068	608	20.92	14.84	5.28	0.077	1.8	clear
1000	168250	790	20.92	14.79	5.29	0.075	1.1	clear (Lower pump in well ~ 20')
1020	168429	969	20.91	14.83	5.29	0.074	0.8	clear
1040	168608	1148	20.90	14.77	5.29	0.073	0.4	clear (raise pump in well ~ 25')
1100	168783	1323	20.87	14.72	5.28	0.072	0.2	clear
1120	168957	1497	20.85	14.67	5.27	0.071	0.3	clear (Lower pump in well ~ 25')
1140	169132	1672	20.83	14.63	5.25	0.071	0.2	clear
1200	169305	1845	20.82	14.60	5.26	0.070	0.1	clear
1220	169478	2018	20.80	14.62	5.25	0.071	0.1	clear
1240	169648	2188	20.79	14.61	5.24	0.070	0.1	clear
1300	169813	2353	20.78	14.59	5.23	0.071	0.1	clear - collect sample #BP-BPow 5-2-052212

AIR



Tetra Tech NUS, Inc.

MONITORING WELL DEVELOPMENT RECORD

Page 1 of

Well: BPOW5-3 Depth to Bottom (ft.): 660' Responsible Personnel: Vinice Shickora John Stevens
 Site: NWIAP Bethpage Static Water Level Before (ft.): 38.64' Drilling Co.: Delta Well + Pump Inc.
 Date Installed: 3-22-12 Static Water Level After (ft.): 21.15' Project Name: NWIAP Bethpage
 Date Developed: 5-14-12 Screen Length (ft.): 40' Project Number: 112662751
 Dev. Method: Air + submersible Specific Capacity: 405 gpm
 Pump Type: Air Lift Casing ID (in.): 4 inch

Time	Estimated Sediment Thickness (Ft.)	Cumulative Water Volume (Gal.)	Water Level Readings (Ft. below TOC)	Temperature (Degrees C)	pH	Specific Conductance (Units mS/cm)	Turbidity (NTU)	Remarks (odor, color, etc.)
<u>5/14/12</u>								
<u>1055</u>	-	<u>~10</u>	<u>NA</u>				<u>very cloudy</u>	<u>Air Development begins water very muddy (gray)</u>
<u>1120</u>	-		<u>NA</u>	<u>16.10</u>	<u>5.88</u>	<u>0.138</u>	<u>482</u>	<u>cloudy (gray)</u>
<u>1150</u>	-		<u>NA</u>	<u>16.24</u>	<u>6.27</u>	<u>0.060</u>	<u>250</u>	<u>stop pump - break for lunch</u>
<u>1228</u>	-		<u>NA</u>	<u>16.37</u>	<u>6.28</u>	<u>0.046</u>	<u>280</u>	<u>restart pump - water cloudy (gray)</u>
<u>1300</u>	-		<u>NA</u>	<u>16.40</u>	<u>6.15</u>	<u>0.040</u>	<u>181</u>	<u>Tinted (gray)</u>
<u>1330</u>	-		<u>NA</u>	<u>16.51</u>	<u>6.18</u>	<u>0.040</u>	<u>197</u>	<u>" "</u>
<u>1400</u>	-	<u>~8000</u>	<u>NA</u>	<u>16.28</u>	<u>6.09</u>	<u>0.039</u>	<u>89.2</u>	<u>slight tint (gray) stop air compressor</u>
<u>1415</u>	-	-	<u>21.15'</u>	-	-	-	-	-
<u>5/15/12</u>								
<u>0900</u>	-	-	<u>20.70'</u>	-	-	-	-	<u>before development</u>
<u>0920</u>	-	<u>~10</u>	-	<u>16.56</u>	<u>5.79</u>	<u>0.126</u>	<u>94.3</u>	<u>Restart Air Development</u>
<u>1000</u>	-		-	<u>15.95</u>	<u>5.56</u>	<u>0.043</u>	<u>18.6</u>	<u>clear</u>
<u>1040</u>	-		-	<u>15.69</u>	<u>5.54</u>	<u>0.039</u>	<u>9.75</u>	<u>clear</u>
<u>1055</u>	-	<u>~8000</u>		<u>15.24</u>	<u>5.56</u>	<u>0.037</u>	<u>7.12</u>	<u>stop air development (clear)</u>



Tetra Tech

PUMP

MONITORING WELL DEVELOPMENT RECORD

Page 1 of 1

Well: BPOW5-3 Depth to Bottom (ft.): 660' Responsible Personnel: Vince Shickora
 Site: NWIRP Bethpage Static Water Level Before (ft.): 22.03 Drilling Co.: Delta Well + Pump
 Date Installed: 3-22-12 Static Water Level After (ft.): _____ Project Name: NWIRP Bethpage
 Date Developed: 5-21-12 Screen Length (ft.): 40' Project Number: 112602751
 Dev. Method: submersible pump Specific Capacity: 410 gallons * pump set in well at 615' BGS
 Pump Type: Grundfos 3" Casing ID (in.): 4 inch

Time	Estimated Sediment Thickness (Ft.)	Cumulative Water Volume (Gal.)	Water Level Readings (Ft. below TOC)	Temperature (Degrees C)	pH	Specific Conductance (Units <u>mcu</u>)	Turbidity (NTU)	Remarks (odor, color, etc.)
0935	(gallons Totalizer)	—	22.03'	—	—	—	—	Initial water level
1123	165766	6	22.08'	17.94	4.69	0.105	14.4	clear - start pumping
1130	165828	68	22.46'	15.88	5.60	0.058	107	Tinted (Gray)
1145	165974	214	22.28'	15.65	5.47	0.049	59.8	slight Tint (Gray)
1200	166163	343	22.04'	15.20	5.47	0.047	32.3	very slight Tint (Gray)
1220	166284	524	21.97'	15.26	5.45	0.045	19.6	clear
1240	166454	694	21.89'	15.19	5.44	0.043	16.0	clear - (raise pump ~ 20 feet)
1300	166627	867	21.82'	15.18	5.46	0.043	13.7	clear
1320	166802	1042	21.82'	15.14	5.45	0.042	8.2	clear - (lower pump ~ 20)
1340	166977	1217	21.83'	15.03	5.44	0.041	3.9	clear
1400	167152	1392	21.83'	14.96	5.44	0.041	3.1	clear - (raise pump ~ 15')
1420	167326	1566	21.84'	14.91	5.43	0.041	2.7	clear - (lower pump ~ 15')
1435	167458	1698	21.83'	14.87	5.43	0.041	2.4	clear - collect sample
								*BP-BPOW5-3-052112 and stop development.

BPOW 5-1, 5-2, and 5-3
GROUNDWATER SAMPLE LOG SHEET



GROUNDWATER SAMPLE LOG SHEET

Project Site Name: NWIRP Bethpage
Project No.: 112602751

Sample ID No.: BP-BPow 5-1-052312

Sample Location: BPow 5-1

Sampled By: VAS

C.O.C. No.: _____

Type of Sample: _____

- Domestic Well Data
- Monitoring Well Data
- Other Well Type: _____
- QA Sample Type: _____

- Low Concentration
- High Concentration

SAMPLING DATA:

Date: <u>5-23-12</u>	Color (Visual)	pH (S.U.)	S.C. (mS/cm)	Temp. (°C)	Turbidity (NTU)	DO (mg/l)	Salinity (%)	Other <u>ORP</u>
Time: <u>1400</u>	<u>Clear</u>	<u>7.71</u>	<u>0.071</u>	<u>15.60</u>	<u>0.3</u>	<u>4.70</u>	<u>0.0</u>	<u>209</u>
Method: <u>Grab</u>								

PURGE DATA:


Date: <u>5-23-12</u>	Volume	pH	S.C.	Temp.	Turbidity	DO	Salinity	Other
Method: <u>Submersible pump</u>								
Monitor Reading (ppm): <u>0.0</u>								
Well Casing Diameter & Material Type: <u>4" PVC</u>								
Total Well Depth (TD): <u>510'</u>	<u>(see well Development logs)</u>							
Static Water Level (WL): <u>20.65</u>								
One Casing Volume (gal): <u>319</u>								
Start Purge (hrs): <u>1030</u>								
End Purge (hrs): <u>1400</u>								
Total Purge Time (min): <u>210</u>								
Total Vol. Purged (gal): <u>1844</u>								

SAMPLE COLLECTION INFORMATION:

Analysis	Preservative	Container Requirements	Collected
<u>VOLs</u>	<u>HCl</u>	<u>2 x 40 ml vials</u>	<u>2</u>

OBSERVATIONS / NOTES:

- Sample collected at end of well development activities
 - Pump set in well at ~ 475' BGS

Circle if Applicable:		Signature(s): 
MS/MSD <input checked="" type="checkbox"/>	Duplicate ID No.: <input checked="" type="checkbox"/>	



Project Site Name: NWIRP Bethpage
Project No.: 112602751

Sample ID No.: BP-BPOWS-2-052212

Sample Location: BPOWS-2

Sampled By: VAS

C.O.C. No.: _____

- Domestic Well Data
- Monitoring Well Data
- Other Well Type: _____
- QA Sample Type: _____

- Type of Sample: _____
- Low Concentration
- High Concentration

SAMPLING DATA:

Date: <u>5-22-12</u>	Color	pH	S.C.	Temp.	Turbidity	DO	Salinity	Other
Time: <u>1300</u>	(Visual)	(S.U.)	(mS/cm)	(°C)	(NTU)	(mg/l)	(%)	<u>ORP</u>
Method: <u>Grab</u>	<u>clear</u>	<u>5.23</u>	<u>0.071</u>	<u>14.59</u>	<u>0.1</u>	<u>2.93</u>	<u>0.0</u>	<u>167</u>

PURGE DATA:

Date: <u>5-22-12</u>	Volume	pH	S.C.	Temp.	Turbidity	DO	Salinity	Other
Method: <u>submersible pump</u>								
Monitor Reading (ppm): <u>0.0</u>								
Well Casing Diameter & Material Type: <u>4" PVC</u>								
Total Well Depth (TD): <u>580'</u>	<u>(see well development logs)</u>							
Static Water Level (WL): <u>20.87'</u>								
One Casing Volume (gal): <u>365</u>								
Start Purge (hrs): <u>0836</u>								
End Purge (hrs): <u>1300</u>								
Total Purge Time (min): <u>264</u>								
Total Vol. Purged (gal): <u>2353</u>								

SAMPLE COLLECTION INFORMATION:

Analysis	Preservative	Container Requirements	Collected
<u>VOCs</u>	<u>HCl</u>	<u>2 X 40ml vials</u>	<u>2</u>

OBSERVATIONS / NOTES:

- Sample collected at end of well development activities
- pump set in well at ~ 535' BGS

Circle if Applicable:

MS/MSD

Duplicate ID No.: _____

Signature(s):



GROUNDWATER SAMPLE LOG SHEET

Project Site Name: NWIRP Bethpage
Project No.: 112602751

Sample ID No.: BP-BPOW5-3-052112

Sample Location: BPOW5-3

Sampled By: VAS

C.O.C. No.: _____

- Domestic Well Data
- Monitoring Well Data
- Other Well Type: _____
- QA Sample Type: _____

Type of Sample: _____

Low Concentration

High Concentration

SAMPLING DATA:

Date: <u>5-21-12</u>	Color	pH	S.C.	Temp.	Turbidity	DO	Salinity	Other
Time: <u>1435</u>	(Visual)	(S.U.)	(mS/cm)	(°C)	(NTU)	(mg/l)	(%)	<u>ORP</u>
Method: <u>Grab</u>	<u>clear</u>	<u>5.43</u>	<u>0.041</u>	<u>14.87</u>	<u>2.4</u>	<u>3.70</u>	<u>0.0</u>	<u>126</u>

PURGE DATA:

Date: <u>5-21-12</u>	Volume	pH	S.C.	Temp.	Turbidity	DO	Salinity	Other
Method: <u>submersible pump</u>								
Monitor Reading (ppm): <u>0.0</u>								
Well Casing Diameter & Material Type: <u>4" PVC</u>								
Total Well Depth (TD): <u>660'</u>	<u>(see well development logs)</u>							
Static Water Level (WL): <u>22.03'</u>								
One Casing Volume (gal): <u>416</u>								
Start Purge (hrs): <u>1123</u>								
End Purge (hrs): <u>1435</u>								
Total Purge Time (min): <u>193</u>								
Total Vol. Purged (gal): <u>1698</u>								

SAMPLE COLLECTION INFORMATION:

Analysis	Preservative	Container Requirements	Collected
<u>VOLs</u>	<u>HCl</u>	<u>2 X 40 ml vials</u>	<u>2</u>

OBSERVATIONS / NOTES:

- Sample collected at end of well development activities
- pump set in well at a 615' BGS.

Circle if Applicable:		Signature(s): <u>Curtis</u>
MS/MSD <input type="checkbox"/>	Duplicate ID No.: <input type="checkbox"/>	

BPOW 5-1, 5-2, and 5-3
CHAIN OF CUSTODY RECORD



PROJECT NO: 112602751	FACILITY: Bath page 042	PROJECT MANAGER Dave Brayock	PHONE NUMBER 757-461-3824	LABORATORY NAME AND CONTACT: CHEMTECH
SAMPLERS (SIGNATURE) [Signature]		FIELD OPERATIONS LEADER Vince Shickora	PHONE NUMBER 610-909-1893	ADDRESS 284 Sheffield St.
CARRIER/WAYBILL NUMBER # 8744 5964 0040			CITY, STATE Mountainside NJ 07092	

STANDARD TAT <input type="checkbox"/>	CONTAINER TYPE PLASTIC (P) or GLASS (G) G
RUSH TAT <input type="checkbox"/>	PRESERVATIVE USED
<input type="checkbox"/> 24 hr. <input type="checkbox"/> 48 hr. <input type="checkbox"/> 72 hr. <input type="checkbox"/> 7 day <input type="checkbox"/> 14 day	

DATE YEAR	TIME	SAMPLE ID	LOCATION ID	TOP DEPTH (FT)	BOTTOM DEPTH (FT)	MATRIX (GW, SO, SW, SD, QC, ETC.)	COLLECTION METHOD GRAB (G) COMP (C)	No. OF CONTAINERS	TYPE OF ANALYSIS	COMMENTS
5/21	0800	BP-TB-052112	TB	-	-	QC	G	2	VOCs (40 ml) 20C HCL	
5/21	1435	BP-BPOW5-3-052112	BPOW 5-3	-	-	GW	G	2		After develop with pump (deep)
5/22	1300	BP-BPOW5-2-052212	BPOW 5-2	-	-	GW	G	2		After develop with pump (intermediate)
5/23	1400	BP-BPOW5-1-052312	BPOW 5-1	-	-	GW	G	2		After develop with pump (shallow)

1. RELINQUISHED BY [Signature]	DATE 5-23-12	TIME 1700	1. RECEIVED BY	DATE	TIME
2. RELINQUISHED BY	DATE	TIME	2. RECEIVED BY	DATE	TIME
3. RELINQUISHED BY FedEx	DATE 5/24/12	TIME 9:40	3. RECEIVED BY Kim Rivera	DATE 5/24/12	TIME 9:40

COMMENTS: **Temp: 4°C**

BPOW 5-1, 5-2, and 5-3
ANALYTICAL DATA SHEETS

Report of Analysis

Client:	Tetra Tech NUS, Inc.	Date Collected:	05/21/12
Project:	Bethpage CTO-066	Date Received:	05/24/12
Client Sample ID:	BP-BPOW5-3-052112	SDG No.:	D2846
Lab Sample ID:	D2846-02	Matrix:	WATER
Analytical Method:	SW8260C	% Moisture:	100
Sample Wt/Vol:	5 Units: mL	Final Vol:	5000 uL
Soil Aliquot Vol:	uL	Test:	VOC-TCLVOA-10
GC Column:	RTX-VMS ID : 0.18	Level :	LOW

File ID/Qc Batch:	Dilution:	Prep Date	Date Analyzed	Prep Batch ID
VG042739.D	1		05/25/12	VG052412

CAS Number	Parameter	Conc.	Qualifier	MDL	LOD	LOQ / CRQL	Units
TARGETS							
75-71-8	Dichlorodifluoromethane	0.5	U	0.2	0.5	1	ug/L
74-87-3	Chloromethane	0.5	U	0.2	0.5	1	ug/L
75-01-4	Vinyl Chloride	0.5	U	0.34	0.5	1	ug/L
74-83-9	Bromomethane	0.5	U	0.2	0.5	1	ug/L
75-00-3	Chloroethane	0.5	U	0.2	0.5	1	ug/L
75-69-4	Trichlorofluoromethane	0.5	U	0.35	0.5	1	ug/L
76-13-1	1,1,2-Trichlorotrifluoroethane	0.5	U	0.45	0.5	1	ug/L
75-35-4	1,1-Dichloroethene	0.5	U	0.47	0.5	1	ug/L
67-64-1	Acetone	2.5	U	0.5	2.5	5	ug/L
75-15-0	Carbon Disulfide	0.5	U	0.2	0.5	1	ug/L
1634-04-4	Methyl tert-butyl Ether	0.5	U	0.35	0.5	1	ug/L
79-20-9	Methyl Acetate	0.5	U	0.2	0.5	1	ug/L
75-09-2	Methylene Chloride	0.5	U	0.41	0.5	1	ug/L
156-60-5	trans-1,2-Dichloroethene	0.5	U	0.41	0.5	1	ug/L
75-34-3	1,1-Dichloroethane	0.5	U	0.36	0.5	1	ug/L
110-82-7	Cyclohexane	0.5	U	0.2	0.5	1	ug/L
78-93-3	2-Butanone	2.5	U	1.3	2.5	5	ug/L
56-23-5	Carbon Tetrachloride	0.5	U	0.2	0.5	1	ug/L
156-59-2	cis-1,2-Dichloroethene	0.5	U	0.35	0.5	1	ug/L
74-97-5	Bromochloromethane	0.5	U	0.2	0.5	1	ug/L
67-66-3	Chloroform	0.5	U	0.34	0.5	1	ug/L
71-55-6	1,1,1-Trichloroethane	0.5	U	0.4	0.5	1	ug/L
108-87-2	Methylcyclohexane	0.5	U	0.2	0.5	1	ug/L
71-43-2	Benzene	0.5	U	0.32	0.5	1	ug/L
107-06-2	1,2-Dichloroethane	0.5	U	0.48	0.5	1	ug/L
79-01-6	Trichloroethene	0.5	U	0.28	0.5	1	ug/L
78-87-5	1,2-Dichloropropane	0.5	U	0.46	0.5	1	ug/L
75-27-4	Bromodichloromethane	0.5	U	0.36	0.5	1	ug/L
108-10-1	4-Methyl-2-Pentanone	2.5	U	2.1	2.5	5	ug/L
108-88-3	Toluene	0.97	J	0.37	0.5	1	ug/L
10061-02-6	t-1,3-Dichloropropene	0.5	U	0.29	0.5	1	ug/L

Report of Analysis

Client:	Tetra Tech NUS, Inc.	Date Collected:	05/21/12
Project:	Bethpage CTO-066	Date Received:	05/24/12
Client Sample ID:	BP-BPOW5-3-052112	SDG No.:	D2846
Lab Sample ID:	D2846-02	Matrix:	WATER
Analytical Method:	SW8260C	% Moisture:	100
Sample Wt/Vol:	5 Units: mL	Final Vol:	5000 uL
Soil Aliquot Vol:	uL	Test:	VOC-TCLVOA-10
GC Column:	RTX-VMS ID : 0.18	Level :	LOW

File ID/Qc Batch:	Dilution:	Prep Date	Date Analyzed	Prep Batch ID
VG042739.D	1		05/25/12	VG052412

CAS Number	Parameter	Conc.	Qualifier	MDL	LOD	LOQ / CRQL	Units
10061-01-5	cis-1,3-Dichloropropene	0.5	U	0.31	0.5	1	ug/L
79-00-5	1,1,2-Trichloroethane	0.5	U	0.38	0.5	1	ug/L
591-78-6	2-Hexanone	2.5	U	1.9	2.5	5	ug/L
124-48-1	Dibromochloromethane	0.5	U	0.52	0.5	1	ug/L
106-93-4	1,2-Dibromoethane	0.5	U	0.41	0.5	1	ug/L
127-18-4	Tetrachloroethene	0.5	U	0.27	0.5	1	ug/L
108-90-7	Chlorobenzene	0.5	U	0.49	0.5	1	ug/L
100-41-4	Ethyl Benzene	0.5	U	0.2	0.5	1	ug/L
179601-23-1	m/p-Xylenes	1	U	0.95	1	2	ug/L
95-47-6	o-Xylene	0.5	U	0.43	0.5	1	ug/L
100-42-5	Styrene	0.5	U	0.36	0.5	1	ug/L
75-25-2	Bromoform	0.5	U	0.47	0.5	1	ug/L
98-82-8	Isopropylbenzene	0.5	U	0.45	0.5	1	ug/L
79-34-5	1,1,2,2-Tetrachloroethane	0.5	U	0.31	0.5	1	ug/L
541-73-1	1,3-Dichlorobenzene	0.5	U	0.43	0.5	1	ug/L
106-46-7	1,4-Dichlorobenzene	0.5	U	0.32	0.5	1	ug/L
95-50-1	1,2-Dichlorobenzene	0.5	U	0.45	0.5	1	ug/L
96-12-8	1,2-Dibromo-3-Chloropropane	0.5	U	0.46	0.5	1	ug/L
120-82-1	1,2,4-Trichlorobenzene	0.5	U	0.2	0.5	1	ug/L
87-61-6	1,2,3-Trichlorobenzene	0.5	U	0.2	0.5	1	ug/L
123-91-1	1,4-Dioxane	10	U	10	10	20	ug/L
SURROGATES							
17060-07-0	1,2-Dichloroethane-d4	52.1		70 - 120		104%	SPK: 50
1868-53-7	Dibromofluoromethane	47.1		85 - 115		94%	SPK: 50
2037-26-5	Toluene-d8	56.6		85 - 120		113%	SPK: 50
460-00-4	4-Bromofluorobenzene	56.1		75 - 120		112%	SPK: 50
INTERNAL STANDARDS							
363-72-4	Pentafluorobenzene	2535540	3.81				
540-36-3	1,4-Difluorobenzene	3759200	4.58				
3114-55-4	Chlorobenzene-d5	3540540	9.57				
3855-82-1	1,4-Dichlorobenzene-d4	1696580	13.29				

Report of Analysis

Client:	Tetra Tech NUS, Inc.	Date Collected:	05/22/12
Project:	Bethpage CTO-066	Date Received:	05/24/12
Client Sample ID:	BP-BPOW5-2-052212	SDG No.:	D2846
Lab Sample ID:	D2846-03	Matrix:	WATER
Analytical Method:	SW8260C	% Moisture:	100
Sample Wt/Vol:	5 Units: mL	Final Vol:	5000 uL
Soil Aliquot Vol:	uL	Test:	VOC-TCLVOA-10
GC Column:	RTX-VMS ID : 0.18	Level :	LOW

File ID/Qc Batch:	Dilution:	Prep Date	Date Analyzed	Prep Batch ID
VG042738.D	1		05/25/12	VG052412

CAS Number	Parameter	Conc.	Qualifier	MDL	LOD	LOQ / CRQL	Units
TARGETS							
75-71-8	Dichlorodifluoromethane	0.5	U	0.2	0.5	1	ug/L
74-87-3	Chloromethane	0.5	U	0.2	0.5	1	ug/L
75-01-4	Vinyl Chloride	0.5	U	0.34	0.5	1	ug/L
74-83-9	Bromomethane	0.5	U	0.2	0.5	1	ug/L
75-00-3	Chloroethane	0.5	U	0.2	0.5	1	ug/L
75-69-4	Trichlorofluoromethane	0.5	U	0.35	0.5	1	ug/L
76-13-1	1,1,2-Trichlorotrifluoroethane	0.5	U	0.45	0.5	1	ug/L
75-35-4	1,1-Dichloroethene	0.5	U	0.47	0.5	1	ug/L
67-64-1	Acetone	2.5	U	0.5	2.5	5	ug/L
75-15-0	Carbon Disulfide	0.5	U	0.2	0.5	1	ug/L
1634-04-4	Methyl tert-butyl Ether	0.5	U	0.35	0.5	1	ug/L
79-20-9	Methyl Acetate	0.5	U	0.2	0.5	1	ug/L
75-09-2	Methylene Chloride	0.5	U	0.41	0.5	1	ug/L
156-60-5	trans-1,2-Dichloroethene	0.5	U	0.41	0.5	1	ug/L
75-34-3	1,1-Dichloroethane	0.5	U	0.36	0.5	1	ug/L
110-82-7	Cyclohexane	0.5	U	0.2	0.5	1	ug/L
78-93-3	2-Butanone	2.5	U	1.3	2.5	5	ug/L
56-23-5	Carbon Tetrachloride	0.5	U	0.2	0.5	1	ug/L
156-59-2	cis-1,2-Dichloroethene	0.5	U	0.35	0.5	1	ug/L
74-97-5	Bromochloromethane	0.5	U	0.2	0.5	1	ug/L
67-66-3	Chloroform	0.5	U	0.34	0.5	1	ug/L
71-55-6	1,1,1-Trichloroethane	0.5	U	0.4	0.5	1	ug/L
108-87-2	Methylcyclohexane	0.5	U	0.2	0.5	1	ug/L
71-43-2	Benzene	0.5	U	0.32	0.5	1	ug/L
107-06-2	1,2-Dichloroethane	0.5	U	0.48	0.5	1	ug/L
79-01-6	Trichloroethene	0.5	U	0.28	0.5	1	ug/L
78-87-5	1,2-Dichloropropane	0.5	U	0.46	0.5	1	ug/L
75-27-4	Bromodichloromethane	0.5	U	0.36	0.5	1	ug/L
108-10-1	4-Methyl-2-Pentanone	2.5	U	2.1	2.5	5	ug/L
108-88-3	Toluene	0.5	J	0.37	0.5	1	ug/L
10061-02-6	t-1,3-Dichloropropene	0.5	U	0.29	0.5	1	ug/L

Report of Analysis

Client:	Tetra Tech NUS, Inc.	Date Collected:	05/22/12
Project:	Bethpage CTO-066	Date Received:	05/24/12
Client Sample ID:	BP-BPOW5-2-052212	SDG No.:	D2846
Lab Sample ID:	D2846-03	Matrix:	WATER
Analytical Method:	SW8260C	% Moisture:	100
Sample Wt/Vol:	5 Units: mL	Final Vol:	5000 uL
Soil Aliquot Vol:	uL	Test:	VOC-TCLVOA-10
GC Column:	RTX-VMS ID : 0.18	Level :	LOW

File ID/Qc Batch:	Dilution:	Prep Date	Date Analyzed	Prep Batch ID
VG042738.D	1		05/25/12	VG052412

CAS Number	Parameter	Conc.	Qualifier	MDL	LOD	LOQ / CRQL	Units
10061-01-5	cis-1,3-Dichloropropene	0.5	U	0.31	0.5	1	ug/L
79-00-5	1,1,2-Trichloroethane	0.5	U	0.38	0.5	1	ug/L
591-78-6	2-Hexanone	2.5	U	1.9	2.5	5	ug/L
124-48-1	Dibromochloromethane	0.5	U	0.52	0.5	1	ug/L
106-93-4	1,2-Dibromoethane	0.5	U	0.41	0.5	1	ug/L
127-18-4	Tetrachloroethene	0.5	U	0.27	0.5	1	ug/L
108-90-7	Chlorobenzene	0.5	U	0.49	0.5	1	ug/L
100-41-4	Ethyl Benzene	0.5	U	0.2	0.5	1	ug/L
179601-23-1	m/p-Xylenes	1	U	0.95	1	2	ug/L
95-47-6	o-Xylene	0.5	U	0.43	0.5	1	ug/L
100-42-5	Styrene	0.5	U	0.36	0.5	1	ug/L
75-25-2	Bromoform	0.5	U	0.47	0.5	1	ug/L
98-82-8	Isopropylbenzene	0.5	U	0.45	0.5	1	ug/L
79-34-5	1,1,2,2-Tetrachloroethane	0.5	U	0.31	0.5	1	ug/L
541-73-1	1,3-Dichlorobenzene	0.5	U	0.43	0.5	1	ug/L
106-46-7	1,4-Dichlorobenzene	0.5	U	0.32	0.5	1	ug/L
95-50-1	1,2-Dichlorobenzene	0.5	U	0.45	0.5	1	ug/L
96-12-8	1,2-Dibromo-3-Chloropropane	0.5	U	0.46	0.5	1	ug/L
120-82-1	1,2,4-Trichlorobenzene	0.5	U	0.2	0.5	1	ug/L
87-61-6	1,2,3-Trichlorobenzene	0.5	U	0.2	0.5	1	ug/L
123-91-1	1,4-Dioxane	10	U	10	10	20	ug/L
SURROGATES							
17060-07-0	1,2-Dichloroethane-d4	54.5		70 - 120		109%	SPK: 50
1868-53-7	Dibromofluoromethane	46.2		85 - 115		92%	SPK: 50
2037-26-5	Toluene-d8	55.6		85 - 120		111%	SPK: 50
460-00-4	4-Bromofluorobenzene	53.8		75 - 120		108%	SPK: 50
INTERNAL STANDARDS							
363-72-4	Pentafluorobenzene	2623430	3.8				
540-36-3	1,4-Difluorobenzene	3924970	4.58				
3114-55-4	Chlorobenzene-d5	3503920	9.57				
3855-82-1	1,4-Dichlorobenzene-d4	1693000	13.29				

Report of Analysis

Client:	Tetra Tech NUS, Inc.	Date Collected:	05/23/12
Project:	Bethpage CTO-066	Date Received:	05/24/12
Client Sample ID:	BP-BPOW5-1-052312	SDG No.:	D2846
Lab Sample ID:	D2846-04	Matrix:	WATER
Analytical Method:	SW8260C	% Moisture:	100
Sample Wt/Vol:	5 Units: mL	Final Vol:	5000 uL
Soil Aliquot Vol:	uL	Test:	VOC-TCLVOA-10
GC Column:	RTX-VMS ID : 0.18	Level :	LOW

File ID/Qc Batch:	Dilution:	Prep Date	Date Analyzed	Prep Batch ID
VG042737.D	1		05/25/12	VG052412

CAS Number	Parameter	Conc.	Qualifier	MDL	LOD	LOQ / CRQL	Units
TARGETS							
75-71-8	Dichlorodifluoromethane	0.5	U	0.2	0.5	1	ug/L
74-87-3	Chloromethane	0.5	U	0.2	0.5	1	ug/L
75-01-4	Vinyl Chloride	0.5	U	0.34	0.5	1	ug/L
74-83-9	Bromomethane	0.5	U	0.2	0.5	1	ug/L
75-00-3	Chloroethane	0.5	U	0.2	0.5	1	ug/L
75-69-4	Trichlorofluoromethane	0.5	U	0.35	0.5	1	ug/L
76-13-1	1,1,2-Trichlorotrifluoroethane	0.5	U	0.45	0.5	1	ug/L
75-35-4	1,1-Dichloroethene	0.5	U	0.47	0.5	1	ug/L
67-64-1	Acetone	2.5	U	0.5	2.5	5	ug/L
75-15-0	Carbon Disulfide	0.5	U	0.2	0.5	1	ug/L
1634-04-4	Methyl tert-butyl Ether	0.5	U	0.35	0.5	1	ug/L
79-20-9	Methyl Acetate	0.5	U	0.2	0.5	1	ug/L
75-09-2	Methylene Chloride	0.5	U	0.41	0.5	1	ug/L
156-60-5	trans-1,2-Dichloroethene	0.5	U	0.41	0.5	1	ug/L
75-34-3	1,1-Dichloroethane	0.5	U	0.36	0.5	1	ug/L
110-82-7	Cyclohexane	0.5	U	0.2	0.5	1	ug/L
78-93-3	2-Butanone	2.5	U	1.3	2.5	5	ug/L
56-23-5	Carbon Tetrachloride	0.5	U	0.2	0.5	1	ug/L
156-59-2	cis-1,2-Dichloroethene	0.5	U	0.35	0.5	1	ug/L
74-97-5	Bromochloromethane	0.5	U	0.2	0.5	1	ug/L
67-66-3	Chloroform	0.5	U	0.34	0.5	1	ug/L
71-55-6	1,1,1-Trichloroethane	0.5	U	0.4	0.5	1	ug/L
108-87-2	Methylcyclohexane	0.5	U	0.2	0.5	1	ug/L
71-43-2	Benzene	0.5	U	0.32	0.5	1	ug/L
107-06-2	1,2-Dichloroethane	0.5	U	0.48	0.5	1	ug/L
79-01-6	Trichloroethene	0.5	U	0.28	0.5	1	ug/L
78-87-5	1,2-Dichloropropane	0.5	U	0.46	0.5	1	ug/L
75-27-4	Bromodichloromethane	0.5	U	0.36	0.5	1	ug/L
108-10-1	4-Methyl-2-Pentanone	2.5	U	2.1	2.5	5	ug/L
108-88-3	Toluene	0.49	J	0.37	0.5	1	ug/L
10061-02-6	t-1,3-Dichloropropene	0.5	U	0.29	0.5	1	ug/L

Report of Analysis

Client:	Tetra Tech NUS, Inc.	Date Collected:	05/23/12
Project:	Bethpage CTO-066	Date Received:	05/24/12
Client Sample ID:	BP-BPOW5-1-052312	SDG No.:	D2846
Lab Sample ID:	D2846-04	Matrix:	WATER
Analytical Method:	SW8260C	% Moisture:	100
Sample Wt/Vol:	5 Units: mL	Final Vol:	5000 uL
Soil Aliquot Vol:	uL	Test:	VOC-TCLVOA-10
GC Column:	RTX-VMS ID : 0.18	Level :	LOW

File ID/Qc Batch:	Dilution:	Prep Date	Date Analyzed	Prep Batch ID
VG042737.D	1		05/25/12	VG052412

CAS Number	Parameter	Conc.	Qualifier	MDL	LOD	LOQ / CRQL	Units
10061-01-5	cis-1,3-Dichloropropene	0.5	U	0.31	0.5	1	ug/L
79-00-5	1,1,2-Trichloroethane	0.5	U	0.38	0.5	1	ug/L
591-78-6	2-Hexanone	2.5	U	1.9	2.5	5	ug/L
124-48-1	Dibromochloromethane	0.5	U	0.52	0.5	1	ug/L
106-93-4	1,2-Dibromoethane	0.5	U	0.41	0.5	1	ug/L
127-18-4	Tetrachloroethene	0.5	U	0.27	0.5	1	ug/L
108-90-7	Chlorobenzene	0.5	U	0.49	0.5	1	ug/L
100-41-4	Ethyl Benzene	0.5	U	0.2	0.5	1	ug/L
179601-23-1	m/p-Xylenes	1	U	0.95	1	2	ug/L
95-47-6	o-Xylene	0.5	U	0.43	0.5	1	ug/L
100-42-5	Styrene	0.5	U	0.36	0.5	1	ug/L
75-25-2	Bromoform	0.5	U	0.47	0.5	1	ug/L
98-82-8	Isopropylbenzene	0.5	U	0.45	0.5	1	ug/L
79-34-5	1,1,2,2-Tetrachloroethane	0.5	U	0.31	0.5	1	ug/L
541-73-1	1,3-Dichlorobenzene	0.5	U	0.43	0.5	1	ug/L
106-46-7	1,4-Dichlorobenzene	0.5	U	0.32	0.5	1	ug/L
95-50-1	1,2-Dichlorobenzene	0.5	U	0.45	0.5	1	ug/L
96-12-8	1,2-Dibromo-3-Chloropropane	0.5	U	0.46	0.5	1	ug/L
120-82-1	1,2,4-Trichlorobenzene	0.5	U	0.2	0.5	1	ug/L
87-61-6	1,2,3-Trichlorobenzene	0.5	U	0.2	0.5	1	ug/L
123-91-1	1,4-Dioxane	10	U	10	10	20	ug/L
SURROGATES							
17060-07-0	1,2-Dichloroethane-d4	51.8		70 - 120		104%	SPK: 50
1868-53-7	Dibromofluoromethane	44.4		85 - 115		89%	SPK: 50
2037-26-5	Toluene-d8	56.5		85 - 120		113%	SPK: 50
460-00-4	4-Bromofluorobenzene	55.4		75 - 120		111%	SPK: 50
INTERNAL STANDARDS							
363-72-4	Pentafluorobenzene	2611950	3.8				
540-36-3	1,4-Difluorobenzene	3893550	4.59				
3114-55-4	Chlorobenzene-d5	3662220	9.57				
3855-82-1	1,4-Dichlorobenzene-d4	1714300	13.29				

BPOW 5-1, 5-2, and 5-3
VALIDATION LETTER AND TABLE

TO: D. BRAYACK
SDG: D2846

PAGE: 2

The continuing calibration verification (CCV) percent differences (%D) were greater than the 20% quality control limit for carbon disulfide and acetone for instrument MSVOAG on 05/25/12 @ 13:05.

Affected sample: BP-TB-0521128

Action: The sample BP-TB-0521128 non-detected results for carbon disulfide and acetone were qualified estimated, (UJ).

Positive results below the limit of quantitation (LOQ) and above the method detection limit were qualified as estimated, (J), due to uncertainty near the detection limit.

ADDITIONAL COMMENTS

The laboratory control sample (LCS)/LCS duplicate (LCSD) relative percent difference (RPD) was greater than the quality control limit for carbon disulfide for batch VBG0525W1. No validation action was taken for a RPD non-compliance alone.

Fifty-two (52) analytes were reported for VOCs.

Non-detected sample results were reported to the LOD.


EXECUTIVE SUMMARY

Laboratory Performance Issues: All sample 1,4-dioxane results were rejected for RRF criteria non-compliances. Sample VOC results were qualified for CCV %D quality control limit non-compliances.

Other Factors Affecting Data Quality: Positive results below the limit of quantitation (LOQ) and above the method detection limit were qualified as estimated, (J), due to uncertainty near the detection limit.

The data for these analyses were reviewed with reference to the USEPA SW-846 Method 8260B, USEPA Region II Hazardous Waste Support Branch Validating Volatile Organic Compounds by Gas Chromatography/Mass Spectrometry SW-846 Method 8260B SOP HW-24 Revision #2 August 2008 and the Department of Defense (DoD) document entitled "Quality Systems Manual (QSM) for Environmental Laboratories" (April 2009).


Tetra Tech
Joseph Kalinyak
Chemist/Data Validator


Tetra Tech
Joseph A. Samchuck
Data Validation Quality Assurance Officer

Attachments:

- Appendix A - Qualified Analytical Results
- Appendix B - Results as Reported by the Laboratory
- Appendix C - Region II Data Validation Forms
- Appendix D - Support Documentation

Appendix A

Qualified Analytical Results

Value Qualifier Key (Val Qual)

J – The result is an estimated quantity. The associated numerical value is the approximate concentration of the analyte in the sample.

UJ – The result is an estimated non-detected quantity. The associated numerical value is the approximate concentration of the analyte in the sample.

U - Value is a non-detect as reported by the laboratory.

UR – Non-detected result is considered rejected, (UR), as a result of technical non-compliances.

DATA QUALIFICATION CODE (QUAL CODE)

Qualifier Codes:

- A = Lab Blank Contamination
- B = Field Blank Contamination
- C = Calibration Noncompliance (i.e., % RSDs, %Ds, ICVs, CCVs, RRFs, etc.)
- C01 = GC/MS Tuning Noncompliance
- D = MS/MSD Recovery Noncompliance
- E = LCS/LCSD Recovery Noncompliance
- F = Lab Duplicate Imprecision
- G = Field Duplicate Imprecision
- H = Holding Time Exceedance
- I = ICP Serial Dilution Noncompliance
- J = ICP PDS Recovery Noncompliance; MSA's $r < 0.995$
- K = ICP Interference - includes ICS % R Noncompliance
- L = Instrument Calibration Range Exceedance
- M = Sample Preservation Noncompliance
- N = Internal Standard Noncompliance
- N01 = Internal Standard Recovery Noncompliance Dioxins
- N02 = Recovery Standard Noncompliance Dioxins
- N03 = Clean-up Standard Noncompliance Dioxins
- O = Poor Instrument Performance (i.e., base-time drifting)
- P = Uncertainty near detection limit ($< 2 \times$ IDL for inorganics and $<$ CRQL for organics)
- Q = Other problems (can encompass a number of issues; i.e.chromatography,interferences, etc.)
- R = Surrogates Recovery Noncompliance
- S = Pesticide/PCB Resolution
- T = % Breakdown Noncompliance for DDT and Endrin
- U = RPD between columns/detectors $>40\%$ for positive results determined via GC/HPLC
- V = Non-linear calibrations; correlation coefficient $r < 0.995$
- W = EMPC result
- X = Signal to noise response drop
- Y = Percent solids $<30\%$
- Z = Uncertainty at 2 sigma deviation is less than sample activity
- Z1 = Tentatively Identified Compound considered presumptively present
- Z2 = Tentatively Identified Compound column bleed

PARAMETER	RESULT	VQL	QLCD	RESULT	VQL	QLCD	RESULT	VQL	QLCD	RESULT	VQL	QLCD
1,1,1-TRICHLOROETHANE	0.5	U		0.5	U		0.5	U		0.5	U	
1,1,2,2-TETRACHLOROETHANE	0.5	U		0.5	U		0.5	U		0.5	U	
1,1,2-TRICHLOROETHANE	0.5	U		0.5	U		0.5	U		0.5	U	
1,1,2-TRICHLOROTRIFLUOROETHANE	0.5	U		0.5	U		0.5	U		0.5	U	
1,1-DICHLOROETHANE	0.5	U		0.5	U		0.5	U		0.5	U	
1,1-DICHLOROETHENE	0.5	U		0.5	U		0.5	U		0.5	U	
1,2,3-TRICHLOROBENZENE	0.5	U		0.5	U		0.5	U		0.5	U	
1,2,4-TRICHLOROBENZENE	0.5	U		0.5	U		0.5	U		0.5	U	
1,2-DIBROMO-3-CHLOROPROPANE	0.5	U		0.5	U		0.5	U		0.5	U	
1,2-DIBROMOETHANE	0.5	U		0.5	U		0.5	U		0.5	U	
1,2-DICHLOROBENZENE	0.5	U		0.5	U		0.5	U		0.5	U	
1,2-DICHLOROETHANE	0.5	U		0.5	U		0.5	U		0.5	U	
1,2-DICHLOROPROPANE	0.5	U		0.5	U		0.5	U		0.5	U	
1,3-DICHLOROBENZENE	0.5	U		0.5	U		0.5	U		0.5	U	
1,4-DICHLOROBENZENE	0.5	U		0.5	U		0.5	U		0.5	U	
1,4-DIOXANE	10	UR	C	10	UR	C	10	UR	C	10	UR	C
2-BUTANONE	2.5	U		2.5	U		2.5	U		2.5	U	
2-HEXANONE	2.5	U		2.5	U		2.5	U		2.5	U	
4-METHYL-2-PENTANONE	2.5	U		2.5	U		2.5	U		2.5	U	
ACETONE	2.5	U		2.5	U		2.5	U		2.5	UJ	C
BENZENE	0.5	U		0.5	U		0.5	U		0.5	U	
BROMOCHLOROMETHANE	0.5	U		0.5	U		0.5	U		0.5	U	
BROMODICHLOROMETHANE	0.5	U		0.5	U		0.5	U		0.5	U	
BROMOFORM	0.5	U		0.5	U		0.5	U		0.5	U	
BROMOMETHANE	0.5	U		0.5	U		0.5	U		0.5	U	
CARBON DISULFIDE	0.5	U		0.5	U		0.5	U		0.5	UJ	C
CARBON TETRACHLORIDE	0.5	U		0.5	U		0.5	U		0.5	U	
CHLOROBENZENE	0.5	U		0.5	U		0.5	U		0.5	U	
CHLORODIBROMOMETHANE	0.5	U		0.5	U		0.5	U		0.5	U	
CHLOROETHANE	0.5	U		0.5	U		0.5	U		0.5	U	
CHLOROFORM	0.5	U		0.5	U		0.5	U		0.5	U	
CHLOROMETHANE	0.5	U		0.5	U		0.5	U		0.5	U	
CIS-1,2-DICHLOROETHENE	0.5	U		0.5	U		0.5	U		0.5	U	
CIS-1,3-DICHLOROPROPENE	0.5	U		0.5	U		0.5	U		0.5	U	
CYCLOHEXANE	0.5	U		0.5	U		0.5	U		0.5	U	

PROJ_NO: 02751 SDG: D2846 FRACTION: OV MEDIA: WATER	NSAMPLE	BP-BPOW5-1-052312			BP-BPOW5-2-052212			BP-BPOW5-3-052112			BP-TB-052112		
	LAB_ID	D2846-04			D2846-03			D2846-02			D2846-01		
	SAMP_DATE	5/23/2012			5/22/2012			5/21/2012			5/21/2012		
	QC_TYPE	NM			NM			NM			NM		
	UNITS	UG/L			UG/L			UG/L			UG/L		
	PCT_SOLIDS	0.0			0.0			0.0			0.0		
	DUP_OF												
PARAMETER	RESULT	VQL	QLCD	RESULT	VQL	QLCD	RESULT	VQL	QLCD	RESULT	VQL	QLCD	
DICHLORODIFLUOROMETHANE	0.5	U		0.5	U		0.5	U		0.5	U		
ETHYLBENZENE	0.5	U		0.5	U		0.5	U		0.5	U		
ISOPROPYLBENZENE	0.5	U		0.5	U		0.5	U		0.5	U		
M+P-XYLENES	1	U		1	U		1	U		1	U		
METHYL ACETATE	0.5	U		0.5	U		0.5	U		0.5	U		
METHYL CYCLOHEXANE	0.5	U		0.5	U		0.5	U		0.5	U		
METHYL TERT-BUTYL ETHER	0.5	U		0.5	U		0.5	U		0.5	U		
METHYLENE CHLORIDE	0.5	U		0.5	U		0.5	U		0.5	U		
O-XYLENE	0.5	U		0.5	U		0.5	U		0.5	U		
STYRENE	0.5	U		0.5	U		0.5	U		0.5	U		
TETRACHLOROETHENE	0.5	U		0.5	U		0.5	U		0.5	U		
TOLUENE	0.49	J	P	0.5	J	P	0.97	J	P	0.5	U		
TRANS-1,2-DICHLOROETHENE	0.5	U		0.5	U		0.5	U		0.5	U		
TRANS-1,3-DICHLOROPROPENE	0.5	U		0.5	U		0.5	U		0.5	U		
TRICHLOROETHENE	0.5	U		0.5	U		0.5	U		0.5	U		
TRICHLOROFLUOROMETHANE	0.5	U		0.5	U		0.5	U		0.5	U		
VINYL CHLORIDE	0.5	U		0.5	U		0.5	U		0.5	U		

Section 9
Survey



WELL #'s BPOW 05-01, BPOW 05-02 & BPOW 05-03
 EASEMENT DESCRIPTION

BEING all that certain plot, piece or parcel of land lying within Seaford, Town of Hempstead, County of Nassau, State of New York; said plot being along the easterly side of Kildare Crescent at its southerly terminus. Said southerly terminus of Kildare Crescent lying northwest of and adjacent to the Seaford-Oyster Bay Expressway and more particularly described as follows:

BEGINNING for the same at a point distant South 07°13'44" East, 16,010.605 feet from a geodetic monument found, know and designated as Monument Number 15E 14N (PID# KU5039) having a geographic coordinate of 40 45 13.49016(N), 073 29 29.50713(W) (NAD83-2007) and a New York State Plane (NYSPC) Long Island Zone, North American Datum of 1983 (NAD83) coordinate of North 65,317.552 meters East 342,938.662 meters (N 214,296.002 feet E 1,125,124.594 feet). Said point of beginning having a coordinate, as referenced to New York State Plane Coordinates (NYSPC) Long Island zone, North American Datum of 1983 (NAD83) of North 198,412.67 feet and East 1,127,139.29 feet and running thence in, through, over and across the lands as described, the four (4) following courses and distances:

- (1) North 79° 06' 42" East 21.00 feet thence;
- (2) South 10° 53' 18" East, 30.00 feet thence;
- (3) South 79° 06' 42" West, 21.00 feet thence;
- (4) North 10° 53' 18" West, 30.00 feet to the point and place of beginning.

Containing 630 square feet or 0.014 acre of land more or less.




Thomas F. Miller

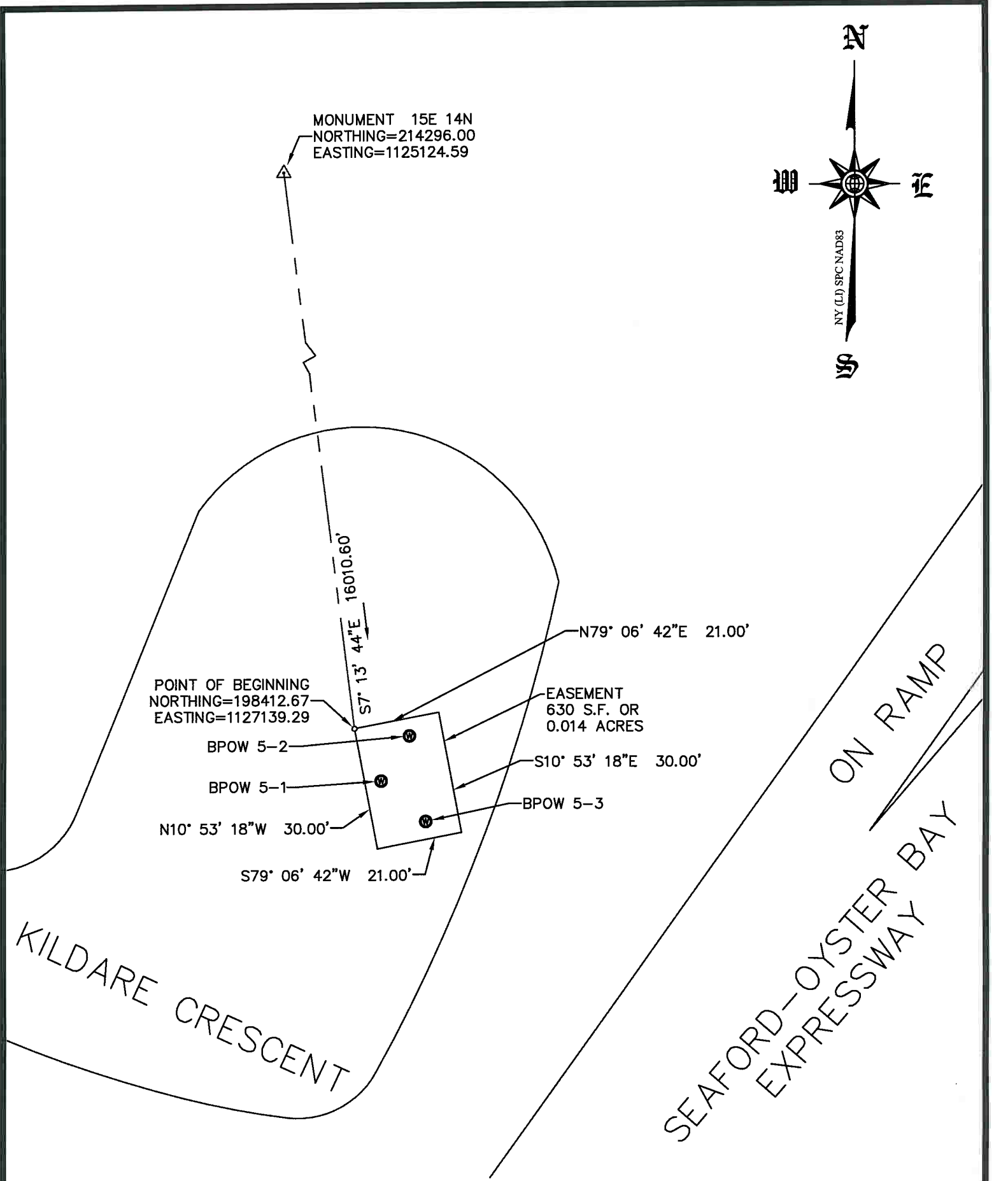
9/19/12

Thomas F. Miller, PLS, PP Date
 State of New York Professional Land Surveyor
 License No. 050484

N



MONUMENT 15E 14N
NORTHING=214296.00
EASTING=1125124.59



POINT OF BEGINNING
NORTHING=198412.67
EASTING=1127139.29

EASEMENT
630 S.F. OR
0.014 ACRES

BPOW 5-2

BPOW 5-1

S10° 53' 18"E 30.00'

BPOW 5-3

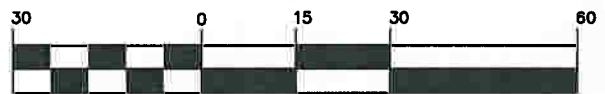
N10° 53' 18"W 30.00'

S79° 06' 42"W 21.00'

KILDARE CRESCENT

SEAFORD-OYSTER BAY EXPRESSWAY ON RAMP

GRAPHIC SCALE



(IN FEET)

1 inch = 30 ft.

The Survey was performed without the benefit of a Title Report and may not show all easements or encumbrances recorded or unrecorded.

No responsibility or liability is assumed by the surveyor for location of utilities and easements, if any, shown below the surfaces of lands or not visible on the surface of the lands shown hereon.




BANC 3, INC., P.C.
Consulting Engineers

300 ALEXANDER PARK, SUITE 350
PRINCETON, NEW JERSEY 08540
PHONE:(609) 759-1900 ~ FAX:(609) 919-9022

NWIRP BETHPAGE

21' X 30' WELL EASEMENT
N/F COUNTY OF NASSAU
SEAFORD, TOWN OF HEMPSTEAD
NASSAU COUNTY NEW YORK NEW YORK



PROJECT MANAGER: TM	DRAWN: AJW	CHECKED: TM
DATE: 09/19/12	SCALE: 1" = 30'	PROJECT NO.: 2000215-04

NEW YORK PROFESSIONAL LAND SURVEYOR LICENSE No. 050484

PT #	GRID NORTHING (US FT)	GRID EASTING (US FT)	ELEV (US FT)	CODE / DESCRIPTION
LOCATION 6	(SEPT. 2012)			
2503	198399.790	1127145.842	49.09	BPOW 05-01
2500	198399.389	1127145.573	49.73	GROUND
2504	198410.857	1127152.768	49.28	BPOW 05-02
2501	198410.416	1127152.321	49.78	GROUND
2505	198389.891	1127156.801	48.99	BPOW 05-03
2502	198390.115	1127157.194	49.41	GROUND