

**Quarterly Operations Report
Second Quarter 2012**

**Groundwater Treatment Plant
GM-38 Area Groundwater Remediation
Naval Weapons Industrial Reserve Plant
Bethpage, New York**

**Contract No. N40085-10-D-9409
Contract Task Order No. 0002**

November 2012

Prepared for:



Naval Facilities Engineering Command Mid-Atlantic
9742 Maryland Avenue
Norfolk, VA 23511

Prepared by:



**H&S Environmental, Inc.
160 East Main Street, Suite 2F
Westborough, Massachusetts 01581
(508) 366-7442**

**Quarterly Operations Report
Second Quarter 2012**

**Groundwater Treatment Plant
GM-38 Area Groundwater Remediation
Naval Weapons Industrial Reserve Plant
Bethpage, New York**

**Contract No. N40085-10-D-9409
Contract Task Order No. 0002**

November 2012

Prepared for:

Naval Facilities Engineering Command Mid-Atlantic
9742 Maryland Avenue
Norfolk, VA 23511



Patrick Schauble, P.E.
Program Manager

11/2/12

Date

Jennifer Good, P.G.
Project Manager

11/2/12

Date

TABLE OF CONTENTS

1.0	INTRODUCTION.....	1-1
1.1	Background.....	1-1
1.2	GWTP OVERVIEW.....	1-1
2.0	GWTP OPERATIONS AND MAINTENANCE.....	2-1
2.1	Routine Maintenance Activities	2-1
2.2	Non-routine Maintenance Activities	2-1
3.0	GWTP MONITORING.....	3-1
3.1	Process Water Quality Monitoring.....	3-1
3.2	Air Quality Monitoring.....	3-1
3.3	Groundwater Quality Monitoring.....	3-2
3.3.1	Groundwater Quality Results	3-3
3.3.2	Quality Assurance/Quality Control Sampling.....	3-3
3.3.3	Groundwater Concentration Trends	3-3
4.0	CONCLUSIONS AND RECOMMENDATIONS.....	4-1
5.0	REFERENCES.....	5-1

TABLES

TABLE 1	Discharge Monitoring Results – Second Quarter 2012
TABLE 2	Air Sampling Results – Second Quarter 2012
TABLE 3	Stack Emissions – Second Quarter 2012
TABLE 4	Groundwater Level Measurements – June 2012
TABLE 5	Summary of Groundwater Chemistry Results – June 2012
TABLE 6	Summary of Groundwater Analytical Results – June 2012
TABLE 7	Summary of Historical Groundwater Analytical Results

FIGURES

FIGURE 1	Site Map
FIGURE 2	Process Flow Diagram
FIGURE 3	GM-38 Area Site Map
FIGURE 4	Second Quarter 2012 Groundwater Analytical Map – Select VOC Concentrations
FIGURE 5	Groundwater Concentrations Trends of Select VOCs – RW-1
FIGURE 6	Groundwater Concentrations Trends of Select VOCs – RW-3
FIGURE 7	Groundwater Concentrations Trends of Select VOCs - RW1-MW1
FIGURE 8	Groundwater Concentrations Trends of Select VOCs - RW1-MW3

- FIGURE 9 Groundwater Concentrations Trends of Select VOCs - RW2-MW1
- FIGURE 10 Groundwater Concentrations Trends of Select VOCs - RW3-MW1
- FIGURE 11 Groundwater Concentrations Trends of Select VOCs - RW1-MW2
- FIGURE 12 Groundwater Concentrations Trends of Select VOCs - RW1-MW3
- FIGURE 13 Groundwater Concentrations Trends of Select VOCs - RW1-MW4
- FIGURE 14 Groundwater Concentrations Trends of Select VOCs - TP-01

APPENDICES

- APPENDIX A NYSDEC Effluent Limitations and Monitoring Requirements and April 2012 – June 2012 DMRs
- APPENDIX B NYSDEC Air Permit Equivalent Approval
- APPENDIX C Field Data Sheets and Chain of Custody Documentation – Second Quarter 2012
- APPENDIX D Data Validation Reports and Validated Data Summary – Second Quarter 2012

Acronyms and Abbreviations

ARAR	Applicable or Relevant and Appropriate Requirement
AS	air stripper
ASE	air stripper effluent
BFE	bag filter effluent
bgs	below ground surface
CERCLA	Comprehensive Environmental Response Compensation and Liability Act
DAR	Division of Air Resources
DCA	dichloroethane
DCE	dichloroethene
DMR	Discharge Monitoring Report
DO	dissolved oxygen
DoD	Department of Defense
DTW	depth to water
ECL	Environmental Conservation Law
ECOR	ECOR Federal Services, LLC.
EB	equipment rinsate blank
ELAP	Environmental Laboratory Accreditation Program
GOCO	Government Owned Contractor Operated
gpm	gallon per minute
GWTP	groundwater treatment plant
H&S	H&S Environmental, Inc.
HMI	human-machine interface
IRP	Installation Restoration Program
LGAC	liquid-phase granular activated carbon
MS/MSD	matrix spike/matrix spike duplicate
NAVFAC	Naval Facilities Engineering Command Mid-Atlantic
NELAC	National Environmental Accreditation Conference
NGC	Northrop Grumman Corporation
NWIRP	Naval Weapons Industrial Reserve Plant
NYDOH	New York Department of Health
NYSDEC	New York State Department of Environmental Conservation
O&M	Operation and Maintenance
ORP	oxidation reduction potential

OU	operable unit
PCE	tetrachloroethene
PLC	programmable logic controller
QA/QC	quality assurance / quality control
ROD	Record of Decision
RPD	relative percent difference
SC	standard conductivity
scfm	standard cubic feet per minute
SPDES	Storm Pollution Discharge Elimination System
TB	trip blank
TCE	trichloroethene
TE	treated effluent
TSS	total suspended solids
TtEC	Tetra Tech EC, Inc.
USEPA	United States Environmental Protection Agency
VC	vinyl chloride
VGAC	vapor-phase granular activated carbon
VOC	volatile organic compound

1.0 INTRODUCTION

H&S Environmental, Inc. (H&S) has prepared this Quarterly Operations Report for the GM-38 Area Groundwater Treatment Plant (GWTP) at the Naval Weapons Industrial Reserve Plant (NWIRP) in Bethpage, New York. This report has been prepared for the United States Department of the Navy (Navy), Naval Facilities Engineering Command (NAVFAC), Mid-Atlantic, under Contract No. N40085-10-D-9409, Contract Task Order No. 0002. H&S assumed operational responsibility of the GWTP from ECOR Federal Services, LLC (ECOR) on 1 June 2011. This Second Quarter 2012 Operations Report details activities that occurred from April 2012 to June 2012. Data was collected and operational activities were performed by H&S in accordance with the *Final Operation, Maintenance & Monitoring Plan for Groundwater Treatment Plant GM-38 Area Groundwater Remediation, Naval Weapons Industrial Reserve Plant, Bethpage, New York* prepared by Tetra Tech EC, Inc. (TtEC) in 2010, hereafter referred to as the “O&M Manual.”

1.1 Background

NWIRP Bethpage is located in east central Nassau County, Long Island, New York, approximately 30 miles east of New York City (**Figure 1**) and is currently listed by New York State Department of Environmental Conservation (NYSDEC) as an “inactive hazardous waste site” (#1-30-003B). Historically, the Navy's property totaled approximately 109.5 acres and was a Government Owned Contractor-Operated (GOCO) facility that was operated by the Northrop Grumman Corporation (NGC) until September 1998. NWIRP Bethpage is bordered on the north, west, and south by property owned, or formerly owned, by NGC that covered approximately 605 acres, and on the east by a residential neighborhood.

The GM-38 Area refers to a cluster of monitoring wells installed in the 1990s by NGC. The GM-38 Area is approximately 8,500 feet south, southeast and hydraulically downgradient of NWIRP Bethpage. The GWTP is located within a utility easement with a street address of 100 Broadway, Bethpage, NY.

The “hot spot” cleanup remedy for the GM-38 Area groundwater was originally set forth in Record of Decision (ROD) documents for Operable Unit 2 (OU 2) Groundwater for the NGC and NWIRP Sites (New York State Registry Site Numbers 1-30-003A & 1-30-003B, respectively) issued by NYSDEC Division of Environmental Remediation in March 2001 and for the NWIRP Bethpage Site by NAVFAC in April 2003 (Revision 1). The selected remedy was chosen in accordance with the New York State Environmental Conservation Law (ECL) and the Navy's Installation Restoration Program (IRP). It is also consistent with the Comprehensive Environmental Response Compensation and Liability Act (CERCLA), as amended, 42 U.S.C. §§ 9601-9675.

1.2 GWTP Overview

Groundwater is extracted from recovery wells RW-1 and RW-3 and treated in the GWTP. The treatment process consists of flow equalization, air stripping and vapor-phase carbon treatment, bag filtration, and liquid-phase carbon treatment. Though the GWTP was originally equipped with a pH adjustment system utilizing sodium hydroxide, it has since been determined that pH adjustment is not necessary and the equipment has been taken off-line and sodium hydroxide sent off site for beneficial reuse. A process flow

diagram is presented as **Figure 2**. The treated water is either re-injected into injection well IW-1 or discharged into the Nassau County Recharge Basin #495. Under CERCLA, the Navy is required to meet the effluent requirement in the NYSDEC's Storm Pollution Discharge Elimination System (SPDES) Permit Application as an Applicable or Relevant and Appropriate Requirements (ARAR).

The GWTP was designed to operate at an average flow rate of 1,100 gallons per minute (gpm) (800 gpm from RW-1 and 300 gpm from RW-3), as measured by the average discharge flow rate. It was determined that this flow rate would be necessary to effectively contain the higher concentration of contamination in the GM-38 Area groundwater. Volatile Organic Compounds (VOCs) in the influent groundwater consist of trichloroethene (TCE), tetrachloroethene (PCE), vinyl chloride (VC), cis-1,2-dichloroethene (cis-1,2-DCE), 1,2-dichloroethane (1,2-DCA), benzene, toluene, and total xylenes.

The air stripper (AS) is a structural aluminum tower that is packed with 3.5-inch diameter polypropylene Jaeger Tripack. Groundwater is pumped to the air stripper distribution port and sprayed over the column of Jaeger Tripack at a flow rate of approximately 1,100 gpm. Previously, 100 gpm of recirculated water was also rerouted through the AS, but as of October 2010, recirculation was no longer deemed necessary to the operation of the system. An induced draft countercurrent flow of air enters the air stripper below the base of the packing material at a rate of 8,000 standard cubic feet per minute (scfm). The large surface area of the packing material allows for a mass transfer of the VOCs from the groundwater into the air stream. The VOCs in the off-gas, except for vinyl chloride, are removed via two 20,000-lb vapor phase granular activated carbon (VGAC) units (VGAC-1 and VGAC-2). Vinyl chloride is oxidized by a 20,000-lb vessel containing zeolite impregnated with potassium permanganate (VGAC-3) into potassium chloride and carbon dioxide. The potassium chloride remains in the pore structure of the zeolite substrate. The treated off-gas is discharged from the stack.

Water treated by the air stripper is processed through three 8,000-lb liquid phase granular activated carbon (LGAC) units in parallel prior to discharge in the recovery basin (or injection well, if necessary).

The GWTP is controlled by a programmable logic controller (PLC)-based digital and analog control system, with instrumentation that monitors pH, pressure, tank level, flow transmitters, differential pressure transmitters, water level in recovery wells, and motor operational status. The information in the PLC is made available to an operator via a human-machine interface (HMI) program. By using this program, the status of the GWTP can be displayed in real time and adjusted, if necessary, by the operator.

2.0 GWTP OPERATIONS AND MAINTENANCE

While designed to run completely automated, the GWTP requires regular weekly visits by an operator to record and adjust operational parameters and to perform scheduled maintenance.

2.1 Routine Maintenance Activities

Routine maintenance activities at the GWTP were performed during the operator's weekly visits. These activities include general site inspections, collection of operational data (water and vapor flowrates, differential pressures across the AS, carbon units, bag filter units and blower discharge pressures, tank levels and totalizer readings), measurement of water levels in the recovery wells, adjustment of pump signal settings, collection of vapor and process water samples, changing out of bag filters, switching of lead/lag pump assignments, and preventive maintenance of system equipment. In addition, the following maintenance tasks were also performed during the reporting period:

- On 26 April and 11 June, the 12 bag filters housed in the bag filter unit were changed out.

2.2 Non-routine Maintenance Activities

The following non-routine activities were performed during the Second Quarter 2012:

- On 24 April, 25 April, 23 June, and 25 June, the system went down due to a power interruptions apparently caused by storms in the area. On each occasion, the system was restarted upon arrival by the operator.
- On 10 May, 21 May, and 22 May, the system went down due to a high rain gauge alarm. On each occasion, the system was restarted once heavy rainfall subsided.

3.0 GWTP MONITORING

The intent of the GWTP is to remove contaminant mass and reduce elevated VOC levels to levels similar to those in the surrounding aquifer. It is anticipated that GWTP operation will minimize contaminant impacts on water supply wells and currently unaffected portions of the groundwater aquifer. The GWTP is not intended to remediate groundwater contamination in the local aquifer to non-detectable levels (TtEC 2010a). Various process samples (water and vapor) are collected on a monthly basis to monitor GWTP efficiency and to ensure compliance with Federal and State effluent discharge and air emission requirements. In addition, groundwater samples are collected quarterly to monitor water quality and determine the effectiveness of the remediation activities and monitor the hydraulic containment and capture of impacted groundwater by the recovery wells.

3.1 Process Water Quality Monitoring

Processed groundwater is analyzed to comply with calculations submitted by the Navy and approved by NYSDEC Water Division for the effluent limitations and monitoring requirements. These results are also submitted to the NYSDEC on a monthly basis in the form of a Discharge Monitoring Report (DMR). A copy of the approved NYSDEC effluent limitation and monitoring constituents and the reporting forms are included in **Appendix A**.

Monthly aqueous samples are collected from each recovery well (RW-1 and RW-3), as well as the treated effluent (TE) discharge line. In addition, various intermediary process system samples are collected monthly, consisting of air stripper effluent (ASE), bag filter effluent (BFE), and effluent of each of the three LGAC units (LC1, LC2, and LC3). The analytical results of monthly process water samples collected during the Second Quarter 2012 are presented in **Table 1**. The data demonstrates that all permitted constituents were in compliance with regulatory requirements during the Second Quarter. **Table 1** also summarizes the average monthly flowrates in gallons per minute along with the total volume of water processed during each month of the Second Quarter.

Monthly DMRs for the Second Quarter (April - June 2012) are included in **Appendix A**.

3.2 Air Quality Monitoring

Treated off-gas discharged at the stack of the GWTP is subject to emissions limitations as described by the calculations submitted by the Navy and approved by the NYSDEC Division of Air Resources (DAR) in July 2009. A copy of the NYSDEC approved calculations is included as **Appendix B**.

While only sampling of the stack emissions is required for NYSDEC compliance, vapor samples are also collected using 6-L summa canisters at various locations to monitor for breakthrough of the VGAC units. The analytical results of monthly influent and effluent vapor samples as well as midfluent samples (VC12 and VC13) collected during the Second Quarter 2012 are presented in **Table 2**. Air emissions calculations using the stack vapor concentrations along with discharge flowrates are presented in **Table 3**. The calculations demonstrate that all constituents were within the regulatory requirements during the quarter based on the emission rates in pounds per hour (lb/hr).

3.3 Groundwater Quality Monitoring

The groundwater monitoring well system at the GM-38 Groundwater Remediation Area consists of fourteen monitoring wells (as summarized in **Table 4**), three recovery wells (RW-1, RW-2, RW-3) and one injection well (IW-1). Well locations are depicted on **Figure 3**.

Depth to water (DTW) measurements are collected from twelve of the monitoring wells and water quality samples are collected from eight of the monitoring wells on a quarterly basis. The monitoring network includes well clusters located near the recovery and injection wells as described below and as shown on **Figure 3**. In addition, two wells, GM-38D and GM-38D2, located at the corner of Arthur Avenue and Broadway, are monitored by others.

Quarterly groundwater samples were collected from eight monitoring wells (RW1-MW1, RW1-MW3, RW2-MW1, RW3-MW1, RW3-MW2, RW3-MW3, RW3-MW4, and TP-1). Samples were collected using bladder pumps in accordance with the United States Environmental Protection Agency (USEPA) low-flow sampling methodologies. Results of the groundwater sampling for the Second Quarter 2012 are presented in Section 3.3.1 below, and descriptions of monitoring well locations are as follows:

Recovery Well 1 (RW-1) Monitoring Wells

The RW-1 cluster consists of three monitoring wells screened between 395 and 435 feet below ground surface (bgs). RW-1 MW-1 is located approximately 140 feet northwest of RW-1 and RW-1 MW-2 is located approximately 50 feet north of RW-1. RW-1 MW-3 is located approximately 400 feet northeast of RW-1, on the eastern side of Seaford Oyster Bay Expressway. All three wells are hydraulically monitored while only RW-1 MW1 and RW-1 MW-3 are also monitored for water quality.

Recovery Well 2 (RW-2) Monitoring Wells

The RW-2 cluster consists of three monitoring wells screened between 470 and 510 feet bgs. RW-2 MW-1 is located approximately 60 feet northwest of RW-2, RW-2 MW-2 is located approximately 20 feet west of RW-2, and RW-2 MW-3 is located approximately 100 feet west of RW-2. All three wells are hydraulically monitored while only RW-2 MW1 is monitored for water quality.

Recovery Well 3 (RW-3) Monitoring Wells

The RW-3 cluster consists of four monitoring wells; RW-3 MW-1 and RW-3 MW-3 are screened between 320 and 340 ft bgs, RW-3 MW-2 and RW-3 MW-4 are screened between 475 and 495 feet bgs. RW-3 MW-1 and RW-3 MW-2 are located approximately 500 feet west of the GM-38 cluster, at the intersection of Arthur Avenue and Leroy Avenue. RW-3 MW-3 and RW-3 MW-4 are located approximately 400 feet north of the intersection of Arthur Avenue and Broadway. All four wells are both hydraulically monitored and monitored for water quality.

TP-1

TP-1 is screened between 450 and 470 feet bgs and is located approximately 25 feet north of the GWTP building, inside the fenced area. It is hydraulically monitored to observe the change in water levels due to the influence from the pumping rates at the neighboring public water supply well field near the hot spot area and is also monitored for water quality.

Injection Well 1 (IW-1) Monitoring Well

There is one monitoring well associated with injection well IW-1. IW-1 MW-1 is screened between 130 and 150 feet bgs, is located approximately 20 feet south of IW-1, and is only hydraulically monitored.

3.3.1 Groundwater Quality Results

H&S collected groundwater samples for the Second Quarter from 6-7 June 2012. Field parameters measured during well purging, consisting of pH, specific conductance (SC), temperature, oxidation-reduction potential (ORP) and dissolved oxygen (DO), are summarized in **Table 5**. Following stabilization of field parameters, groundwater samples were collected. Copies of the field logs and chain of custody documentation are presented in **Appendix C**.

Groundwater samples were submitted to a National Environmental Laboratory Accreditation Conference (NELAC), Department of Defense (DoD) Environmental Laboratory Accreditation Program (ELAP) certified, laboratory, Analytical Laboratories Services, located in Middletown, PA. The samples are analyzed for VOCs via USEPA Method 624, mercury via USEPA Method SW846 7470A, and total suspended solids (TSS) via USEPA Method SM20 2540D. Validated analytical results of samples collected during the June 2012 monitoring event are summarized in **Table 6**. Data validation reports and a validated analytical data summary are presented in **Appendix D**. Raw analytical data is provided under separate cover.

3.3.2 Quality Assurance/Quality Control Sampling

Quality assurance/quality control (QA/QC) samples were collected during each quarterly groundwater monitoring event in accordance with the *Final Sampling and Analysis Plan* (TtEC 2010a). These samples consisted of blind field duplicates (collected from RW1-MW1 during the Second Quarter 2012), matrix spike/matrix spike duplicate (MS/MSD) samples, equipment rinsate blanks (EB) collected at a rate of one per sampling event, and trip blanks (TB) submitted at a rate of one per sample cooler. No contaminants were detected in the trip blank; a low level of methylene chloride was detected in the equipment blank. Methylene chloride is a common laboratory contaminant. The overall lack of contamination in the blanks indicates that quality control requirements were achieved.

For field duplicate samples, the precision between the original sample and its duplicate is evaluated by calculating the relative percent difference (RPD). RPDs for the Second Quarter 2012 sampling event are presented in the data validation report in **Appendix D**. As indicated, RPDs for all analytes were below the guideline of 50%. This overall consistency between the samples and its duplicate verifies that proper sample collection methods were followed.

3.3.3 Groundwater Concentration Trends

Historical groundwater analytical results through the Second Quarter 2012 are presented in **Table 7**. Groundwater analytical results of select VOCs (cis-1,2-DCE, PCE, TCE, and VC) for the Second Quarter 2012 monitoring events are presented graphically as **Figure 4**. Additionally, concentration trends of select VOCs (cis-1,2-DCE, TCE, and PCE, as well as VC for RW-1) over time for each recovery well

(RW-1 and RW-3 sampled monthly) and the eight monitoring wells sampled during the Second Quarter 2012 monitoring event are presented in **Figures 5 through 13** and discussed below.

Figure 5 presents concentrations detected at recovery well RW-1. Concentrations of TCE have decreased from initial concentrations in early 2010 (maximum value of 710 µg/L detected in February 2010), remaining consistently below 400 µg/L since May 2011. Concentrations of cis-1,2-DCE have followed a similar trend, decreasing from a high of 160 µg/L in February 2010 to a low of 25.7 µg/L in April 2012. PCE concentrations have also exhibited decreasing trends over time, with concentrations decreasing from 180 µg/L in February 2010 to a low of 41.2 µg/L in April 2012. Concentrations of VC have decreased below initial concentrations in 2010. After reaching a maximum concentration of 61 µg/L in February 2010, VC concentrations have remained below 5.0 µg/L since the final quarter of 2011.

Figure 6 presents concentrations detected at recovery well RW-3. Concentrations of TCE have decreased from initial concentrations in February 2010 (660 µg/L), falling below 300 µg/L several months throughout 2011 and during the second quarter of 2012, with a low of 230 µg/L in June 2011. Concentrations of cis-1,2-DCE have remained consistently below 4.0 µg/L. PCE has been detected during only three sampling events: June 2011 (0.69 µg/L), May 2012 (0.29 µg/L), and June 2012 (3.4 µg/L).

Figure 7 presents concentrations detected at RW1-MW1. Concentrations of TCE and cis-1,2-DCE in June 2012 (107 µg/L and 165 µg/L, respectively) were higher than initial concentrations observed in May 2005 (53.6 µg/L and 78.6 µg/L, respectively). However, TCE and cis-1,2-DCE remain below the maximum concentrations observed in May 2009 (140 µg/L and 180 µg/L, respectively). Concentrations of PCE have remained consistently below 1.0 µg/L.

Figure 8 presents concentrations detected at RW1-MW3. Concentrations of cis-1,2-DCE and PCE have consistently remained below 1.0 µg/L. Concentrations of TCE have generally remained below 2.0 µg/L, though increased slightly to 2.2 µg/L in March 2012.

Figure 9 presents concentrations detected at RW2-MW1. Concentrations of TCE have decreased substantially from original concentrations observed in May and July 2005 (37.6 µg/L and 34.6 µg/L, respectively). In April 2010, TCE decreased to less than 1.0 µg/L; remained below 2.0 µg/L until June 2012 when a concentration of 9.0 µg/L was observed. Concentrations of cis-1,2-DCE have remained consistently below 2.0 µg/L, and PCE has not been detected during any sampling event.

Figure 10 presents concentrations detected at RW3-MW1. Concentrations of TCE in March 2012 (42.5 µg/L) have increased since initial concentrations observed in January 2010 (35.0 µg/L), though remain less than maximum TCE concentrations observed in November 2010 (77.6 µg/L). No overall trend is discernible. Concentrations of cis-1,2-DCE and PCE have exhibited similar trends, increasing slightly from initial concentrations, but remaining consistently below 2.0 µg/L.

Figure 11 presents concentrations detected at RW3-MW2. TCE reached a maximum concentration of 211 µg/L in April 2010, having increased from initial concentrations observed in January 2010 (160 µg/L). The concentration of TCE detected in June 2012 (209 µg/L) is greater than concentrations

observed initially, but slightly less than the maximum observed concentration. No overall trend is discernible. Concentrations of cis-1,2-DCE at this location have consistently remained between 1.0 – 2.0 µg/L, and PCE has not been detected during any sampling event.

Figure 12 presents concentrations detected at RW3-MW3. Maximum concentrations of TCE were detected in April 2010 (397 µg/L), having increased slightly from initial concentrations in January 2010 (350 µg/L). The concentration of TCE detected in June 2012 (285 µg/L) has decreased from the initial collected sample, though no overall trend is discernible. Concentrations of cis-1,2-DCE have remained near 2.0 µg/L and PCE has remained below 1.0 µg/L.

Figure 13 presents concentrations detected at RW3-MW4. TCE concentrations have exhibited a decreasing trend since the initial sampling event in January 2010 (21 µg/L) with a detection of 5.4 µg/L in June 2012. PCE had not been detected during any sampling event, and cis-1,2-DCE has not been detected since its detection during the initial sampling event in January 2010 (0.46 µg/L).

Figure 14 presents concentrations detected at TP-01. TCE concentrations in June 2012 (40.4 µg/L) were less than that observed during the initial sampling event in January 2010 (65 µg/L), and have remained fairly consistently at this level since June 2011. A similar trend exists for concentrations of cis-1,2-DCE; concentrations have decreased from an initial value of 190 µg/L in January 2010 to a low of 29.9 µg/L in June 2012, with concentrations fluctuating over time. PCE concentrations have remained fairly consistent over time, ranging from 3.3 µg/L in June 2011 to 6.0 µg/L in June 2012.

4.0 CONCLUSIONS AND RECOMMENDATIONS

The intent of the groundwater treatment system at GM-38 is to remove mass and reduce elevated VOC concentrations to levels similar to those in the surrounding aquifer, and in doing so minimize the impacts on water supply wells and currently unaffected portions of the aquifer. Based on the removal of VOCs by the GWTP and decreasing contaminant concentration trends observed in the recovery wells and several of the monitoring wells, progress toward these goals is apparent. The GWTP should continue to be operated and monitored on a quarterly basis using the 14 monitoring wells. In addition, an evaluation should be conducted to better determine the capture zone.

5.0 REFERENCES

Tetra Tech EC, Inc. (TtEC). 2010a. *Final Operation, Maintenance & Monitoring Plan for Groundwater Treatment Plant GM-38 Area Groundwater Remediation, Naval Weapons Industrial Reserve Plant, Bethpage, New York*. April.

Tetra Tech EC, Inc. (TtEC). 2010b. *Final Sampling and Analysis Plan (Field Sampling Plan and Quality Assurance Project Plan), UFP-SAP for Operations, Maintenance, and Monitoring of the Groundwater Treatment Plant, GM-38 Area, Naval Weapons Industrial Reserve Plant, Bethpage, New York*. September.

TABLES

Table 1
GM-38 Area Groundwater Remediation
Groundwater Treatment Plant
Naval Weapons Industrial Reserve Plant - Bethpage, NY
Discharge Monitoring Results
Second Quarter 2012

SPDES Parameters	Daily Maximum Goal	Units	April 2012										
			RW-1	RW-3	Combined Influent ⁽¹⁾ (RW-1 + RW-3)	Air Stripper Effluent (ASE)	Bag Filter Effluent (BFE)	Liquid Carbon 1 Effluent (LC1)	Liquid Carbon 2 Effluent (LC2)	Liquid Carbon 3 Effluent (LC3)	Treated Effluent (TE)	Treated Effluent Duplicate	
Process Stream													
Well Depth		ft	445	530	NA	NA	NA	NA	NA	NA	NA	NA	NA
Screened Interval		ft	335-395 410-430	392-412 442-504	NA	NA	NA	NA	NA	NA	NA	NA	NA
Sampling Date			4/4/12										
Average Flowrate	1100	GPM	775	201	976	NR	972	NR	NR	NR	976	NR	
Total Flow		gallons	33,460,450	8,672,050	42,132,500	NR	41,995,500	NR	NR	NR	42,168,983	NR	
pH	5.5 - 8.5	SU	6.10	6.15	6.11	7.2	7.62	7.75	8	7.76	7.73	7.70	7.70
Carbon Tetrachloride	NA	µg/L	ND	ND	ND	ND	ND	ND	ND	ND	ND	ND	ND
1,1-Dichloroethane	5	µg/L	ND	ND	ND	ND	ND	ND	ND	ND	ND	ND	ND
1,2-Dichloroethane	0.6	µg/L	ND	ND	ND	ND	ND	ND	ND	ND	ND	ND	ND
1,1-Dichloroethene	5	µg/L	2.5 J	ND	2.0 J	ND	ND	ND	ND	ND	ND	ND	ND
cis 1,2-Dichloroethene	5	µg/L	25.7	1.3 J	20.7 J	0.68 J	0.68 J	0.85 J	0.80 J	0.78 J	0.87 J	0.82 J	
trans 1,2-Dichloroethene	5	µg/L	ND	ND	ND	ND	ND	ND	ND	ND	ND	ND	ND
Tetrachloroethene	5	µg/L	41.2	ND	32.7	0.5 J	0.47 J	ND	ND	ND	ND	ND	ND
1,1,1-Trichloroethene	5	µg/L	3.6 J	ND	2.9 J	ND	ND	ND	ND	ND	ND	ND	ND
Trichloroethene	5	µg/L	226	311	243	3.0	2.9	0.38 J	0.83 J	ND	0.59 J	0.56 J	
Vinyl Chloride	2	µg/L	2.0 J	ND	1.6 J	ND	ND	ND	ND	ND	ND	ND	ND
Mercury	0.25	µg/L	ND	ND	ND	ND	ND	ND	ND	ND	ND	ND	ND
Total Suspended Solids (TSS)	NA	mg/L	ND	ND	ND	ND	ND	ND	ND	ND	ND	ND	ND

Table 1
GM-38 Area Groundwater Remediation
Groundwater Treatment Plant
Naval Weapons Industrial Reserve Plant - Bethpage, NY
Discharge Monitoring Results
Second Quarter 2012

SPDES Parameters	Daily Maximum Goal	Units	May 2012										
			RW-1	RW-3	Combined Influent ⁽¹⁾ (RW-1 + RW-3)	Air Stripper Effluent (ASE)	Bag Filter Effluent (BFE)	Liquid Carbon 1 Effluent (LC1)	Liquid Carbon 2 Effluent (LC2)	Liquid Carbon 3 Effluent (LC3)	Treated Effluent (TE)	Treated Effluent (TE) Duplicate	
Process Stream													
Well Depth		ft	445	530	NA	NA	NA	NA	NA	NA	NA	NA	NA
Screened Interval		ft	335-395 410-430	392-412 442-504	NA	NA	NA	NA	NA	NA	NA	NA	NA
Sampling Date			5/3/12										
Average Flowrate	1100	GPM	777	193	971	NR	969	NR	NR	NR	971	NR	NR
Total Flow		gallons	34,832,050	8,661,350	43,493,400	NR	43,402,500	NR	NR	NR	43,524,850	NR	NR
pH	5.5 - 8.5	SU	6.12	6.17	6.13	7.08	7.34	7.64	7.73	7.70	7.58	7.58	7.58
Carbon Tetrachloride	NA	µg/L	0.34 J	ND	0.27 J	ND	ND	ND	ND	ND	ND	ND	ND
1,1-Dichloroethane	5	µg/L	2.8	2.5	2.7	ND	ND	ND	ND	ND	ND	ND	ND
1,2-Dichloroethane	0.6	µg/L	0.46 J	ND	0.37 J	ND	ND	ND	ND	ND	ND	ND	ND
1,1-Dichloroethene	5	µg/L	5.9	1.6	4.7	ND	ND	ND	ND	ND	ND	ND	ND
cis 1,2-Dichloroethene	5	µg/L	40.3	1.8	32.6	0.87 J	0.97 J	1.0	1.0	1.0	1.0	0.93 J	0.93 J
trans 1,2-Dichloroethene	5	µg/L	0.56 J	ND	0.45 J	ND	ND	ND	ND	ND	ND	ND	ND
Tetrachloroethene	5	µg/L	79.6	0.29 J	63.8 J	0.36 J	0.66 J	ND	ND	ND	ND	ND	ND
1,1,1-Trichloroethene	5	µg/L	4.7	0.92 J	3.9 J	ND	ND	ND	ND	ND	ND	ND	ND
Trichloroethene	5	µg/L	279	276	278	2.9	3.0	0.47 J	0.91 J	0.50 J	0.69 J	0.61 J	0.61 J
Vinyl Chloride	2	µg/L	3.4	ND	2.7	ND	ND	ND	ND	ND	ND	ND	ND
Mercury	0.25	µg/L	ND	ND	ND	ND	ND	ND	ND	ND	ND	ND	ND
Total Suspended Solids (TSS)	NA	mg/L	ND	5	1	ND	ND	ND	7	ND	ND	ND	ND

Table 1
GM-38 Area Groundwater Remediation
Groundwater Treatment Plant
Naval Weapons Industrial Reserve Plant - Bethpage, NY
Discharge Monitoring Results
Second Quarter 2012

SPDES Parameters	Daily Maximum Goal	Units	June 2012										
			RW-1	RW-3	Combined Influent ⁽¹⁾ (RW-1 + RW-3)	Air Stripper Effluent (ASE)	Bag Filter Effluent (BFE)	Liquid Carbon 1 Effluent (LC1)	Liquid Carbon 2 Effluent (LC2)	Liquid Carbon 3 Effluent (LC3)	Treated Effluent (TE)	Treated Effluent (TE) Duplicate	
Process Stream													
Well Depth		ft	445	530	NA	NA	NA	NA	NA	NA	NA	NA	NA
Screened Interval		ft	335-395 410-430	392-412 442-504	NA	NA	NA	NA	NA	NA	NA	NA	NA
Sampling Date			6/6/12										
Average Flowrate	1100	GPM	749	189	938	NR	935	NR	NR	NR	931	NR	
Total Flow		gallons	32,367,233	8,146,767	40,514,000	NR	40,411,300	NR	NR	NR	40,217,533	NR	
pH	5.5 - 8.5	SU	6.44	6.53	6.46	6.88	7.14	7.39	7.48	7.57	7.31	7.30	
Carbon Tetrachloride	NA	µg/L	0.41 J	ND	0.33 J	ND	ND	ND	ND	ND	ND	ND	
1,1-Dichloroethane	5	µg/L	2.1	1.8 J	2.0 J	ND	ND	ND	ND	ND	ND	ND	
1,2-Dichloroethane	0.6	µg/L	ND	ND	ND	ND	ND	ND	ND	ND	ND	ND	
1,1-Dichloroethene	5	µg/L	5.7	1.3 J	4.8 J	ND	ND	ND	ND	ND	ND	ND	
cis 1,2-Dichloroethene	5	µg/L	39.3	1.4 J	31.7 J	0.71 J	0.73 J	0.77 J	0.85 J	0.64 J	0.70 J	0.76 J	
trans 1,2-Dichloroethene	5	µg/L	0.47 J	ND	0.38 J	ND	ND	ND	ND	ND	ND	ND	
Tetrachloroethene	5	µg/L	76.0	3.4 J	61.4 J	0.47 J	0.31 J	ND	ND	0.30 J	ND	ND	
1,1,1-Trichloroethene	5	µg/L	6.1	ND	4.9	ND	ND	ND	ND	ND	ND	ND	
Trichloroethene	5	µg/L	308	296	306	2.8	2.7	ND	0.95 J	2.7	1.7	2.1	
Vinyl Chloride	2	µg/L	2.1	ND	1.7	ND	ND	ND	ND	ND	ND	ND	
Mercury	0.25	µg/L	ND	ND	ND	ND	ND	ND	ND	ND	ND	ND	
Total Suspended Solids (TSS)	NA	mg/L	ND	ND	ND	ND	ND	ND	ND	ND	ND	ND	

Notes:

J - Estimated result less than reporting limit
NA - Not Applicable
NR - Not Recorded
gpm - gallons per minute

(1) Influent concentrations presented are the weighted average concentrations of RW-1 and RW-3.

Table 2
GM-38 Area Groundwater Remediation
Groundwater Treatment Plant
Naval Weapons Industrial Reserve Plant - Bethpage, NY
Air Sampling Results
Second Quarter 2012

DAR Parameters	SGC	Units	April 2012					May 2012				
			Influent (VC11)	VC12	VC23	Effluent	Effluent Duplicate	Influent (VC11)	VC12	VC12 Duplicate	VC23	Effluent
Process Stream												
Sampling Date			4/7/12					5/4/12				
Average Flowrate		CFM	NR	NR	NR	8,360		NR	NR	NR	NR	8,245
Total Flow ⁽¹⁾		ft ³	NR	NR	NR	361,144,800	NR	NR	NR	NR	NR	368,036,509
Total Flow ⁽²⁾		m ³	NR	NR	NR	10,226,482	NR	NR	NR	NR	NR	10,421,633
1,2-Dichloroethane	-	µg/m ³	5 J	0.44 J	ND	ND	ND	7 J	1.1 J	ND	ND	ND
cis 1,2-Dichloroethene	-	µg/m ³	330	38	1.0 J	ND	ND	340	65	47	ND	ND
trans 1,2-Dichloroethene	-	µg/m ³	5.8 J	0.93 J	ND	ND	ND	ND	ND	ND	ND	ND
1,2-Dichloroethene (total)	-	µg/m ³	340	39	1.0 J	ND	ND	340	63	48	ND	ND
Toluene	37000	µg/m ³	5.6 J	7.0	0.39 J	0.40 J	ND	4.1 J	13	13	ND	ND
Xylene	4300	µg/m ³	13	6.9	0.75 J	ND	ND	4.1 J	9.4	7	ND	ND
1,1,2-Trichloroethane	-	µg/m ³	ND	ND	ND	ND	ND	ND	ND	ND	ND	ND
Trichloroethene	14000	µg/m ³	4,000	560	12	7.6	2.6 J	3,900	780	660	9.2	6.0
Vinyl Chloride	180000	µg/m ³	18	9.4	21	ND	ND	19	7.7	4.6	18	ND
Tetrachloroethene	1000	µg/m ³	1,000	160	3.6 J	2.6 J	1.6 J	830	180	140	2.6 J	ND

Table 2
GM-38 Area Groundwater Remediation
Groundwater Treatment Plant
Naval Weapons Industrial Reserve Plant - Bethpage, NY
Air Sampling Results
Second Quarter 2012

DAR Parameters	SGC	Units	June 2012				
			Influent (VC1)	VC12	VC23	Effluent	Effluent Duplicate
Process Stream							
Sampling Date			6/7/12				
Average Flowrate		CFM	NR	NR	NR	8,347	NR
Total Flow ⁽¹⁾		ft ³	NR	NR	NR	360,597,600	NR
Total Flow ⁽²⁾		m ³	NR	NR	NR	10,210,987	NR
1,2-Dichloroethane	-	µg/m ³	5 J	ND	ND	ND	ND
cis 1,2-Dichloroethene	-	µg/m ³	400	9.1	ND	ND	ND
trans 1,2-Dichloroethene	-	µg/m ³	7.9 J	ND	ND	ND	ND
1,2-Dichloroethene (total)	-	µg/m ³	400	9.1	ND	ND	ND
Toluene	37000	µg/m ³	5.4 J	6.3	5.2	ND	ND
Xylene	4300	µg/m ³	ND	12	5.1	ND	ND
1,1,2-Trichloroethane	-	µg/m ³	ND	ND	ND	ND	ND
Trichloroethene	14000	µg/m ³	3,400	97	7.1	ND	ND
Vinyl Chloride	180000	µg/m ³	20	0.65 J	15	ND	ND
Tetrachloroethene	1000	µg/m ³	860	23	2.1 J	ND	ND

Notes:

ND - Not detected

NR - Not recorded

SGC - Short-term Guideline Concentration

µg/m³ - micrograms per cubic meter

CFM - cubic feet per minute

DAR - Division of Air Resources

⁽¹⁾ Total Flow (ft³) = average flowrate (cfm) * operational time (minutes)

⁽²⁾ Total Flow (m³) = total flow (ft³) * (0.3048³)m³/ft³

Table 3
GM-38 Area Groundwater Remediation
Groundwater Treatment Plant
Naval Weapons Industrial Reserve Plant - Bethpage, NY
Stack Emissions
Second Quarter 2012

DAR Parameters	Discharge Goal	Units	April 2012	May 2012	June 2012
Sampling Date			4/7/12	5/4/12	6/7/12
Average Flowrate		CFM	8,360	8,245	8,347
Total Flow		ft ³	361,144,800	368,036,509	360,597,600
Total Flow		m ³	10,226,482	10,421,633	10,210,987
Trichloroethene	0.09	lb/hr	0.0002	0.0002	0.0000
Vinyl Chloride	0.01	lb/hr	0.0000	0.0000	0.0000
1,2 Dichloroethene	0.03	lb/hr	0.0000	0.0000	0.0000
1,2-Dichloroethane	BRT	lb/hr	0.0000	0.0000	0.0000
Toluene	BRT	lb/hr	0.0000	0.0000	0.0000
Xylene	BRT	lb/hr	0.0000	0.0000	0.0000
1,1,2-Trichloroethane	BRT	lb/hr	0.0000	0.0000	0.0000
Tetrachloroethene	--	lb/hr	0.0001	0.0000	0.0000

Notes:

BRT - Below reporting thresholds

lb/hr - pounds per hour

DAR - Division of Air Resources

CFM - Cubic feet per minute

Stack Emissions = average flowrate (cfm) * (0.3048³)m³/ft³ * conc.(mg/m³) * 0.000001 g/mg * 0.002205 lbs/g *
60 min/hr * operational time (hours)

Table 4
GM-38 Area Groundwater Remediation
Groundwater Treatment Plant
Naval Weapons Industrial Reserve Plant - Bethpage, NY
Groundwater Level Measurements
June 2012

Monitoring Well ID	Date	Time	Well Elevation (ft amsl)	Total Depth (ft)	Screen Interval (ft)	Depth to Water (ft)	Groundwater Elevation (ft amsl)
RW1-MW1	06/06/12	1400	85.86	435	395-435	36.87	48.99
RW1-MW2	06/06/12	1218	87.35	435	395-435	38.11	49.24
RW1-MW3	06/06/12	1232	80.34	435	395-435	29.39	50.95
RW2-MW1	06/06/12	1245	90.75	510	470-510	40.45	50.30
RW2-MW2	06/06/12	1259	90.15	510	470-510	39.85	50.30
RW2-MW3	06/06/12	1330	89.75	510	470-510	39.69	50.06
RW3-MW1	06/06/12	1347	92.22	350	330-350	37.23	54.99
RW3-MW2	06/06/12	1344	91.98	495	475-495	39.78	52.20
RW3-MW3	06/06/12	1523	92.98	340	320-340	39.00	53.98
RW3-MW4	06/06/12	1340	92.92	495	475-495	41.76	51.16
TP-1	06/06/12	1207	85.91	470	450-470	34.85	51.06
IW1-MW1	06/06/12	1415	89.41	150	130-150	34.81	54.60
GM38D	NA	NA	91.37	340	320-340	NA	NA
GM382D	NA	NA	91.57	495	475-495	NA	NA

Notes:

amsl - above mean sea level

ft - feet

NA - Not Available

Table 5
Summary of Final Groundwater Chemistry Data
GM-38 Area Groundwater Remediation
Groundwater Treatment Plant
Naval Weapons Industrial Reserve Plant - Bethpage, NY
Summary of Groundwater Chemistry Results
June 2012

Location	Temp (°C)	pH (SU)	S.C. (uS/cm)	DO (mg/L)	ORP (mV)	Turbidity (NTU)	Color (Visual)
RW1-MW1	14.99	6.97	222	0.87	277.6	1.7	clear
RW1-MW3	19.56	5.70	197	1.53	175.5	0.62	clear
RW2-MW1	16.51	9.12	153	1.94	160.5	4.76	clear
RW3-MW1	16.72	4.59	130	1.29	232.7	1.19	clear
RW3-MW2	14.68	5.49	86	0.60	242.8	2.72	clear
RW3-MW3	15.41	6.41	162	0.53	188.7	1.43	clear
RW3-MW4	15.66	5.01	124	0.64	136.6	3.35	clear
TP-1	13.96	5.70	225	1.77	286.6	1.25	clear

Notes:

S.C. = Specific Conductance

mS/cm = milliSiemens per centimeter

NTU = nephelometric turbidity units

mg/L = milligrams per liter

°C = degrees celsius

mV = millivolts

SU = standard units

ORP = oxidation/reduction potential

Table 6
GM-38 Area Groundwater Remediation
Groundwater Treatment Plant
Naval Weapons Industrial Reserve Plant - Bethpage, NY
Summary of Detected Groundwater Analytical Results
June 2012

Sample ID	RW1-MW1		RW1-MW3	RW2-MW1	RW3-MW1	RW3-MW2	RW3-MW3	RW3-MW4	TP-01
	6/6/2012	6/6/2012	6/7/2012	6/6/2012	6/7/2012	6/7/2012	6/7/2012	6/7/2012	6/6/2012
Comments		Duplicate							
VOCS (EPA 624) ug/L									
Chloroform	ND	ND	0.64 J	0.38 J	ND	0.23 J	2.3 J	ND	0.82 J
1,1-dichloroethane	5	4	5.7	4.2	0.80 J	0.66 J	2.6 J	0.50 J	3.7
1,1-dichloroethene	2.5	2.3	0.86 J	0.55 J	0.19 J	0.36 J	1.7 J	ND	1.4
cis-1,2-dichloroethene	165	145	0.33 J	0.32 J	0.39 J	1.5	1.4 J	ND	29.9
trans-1,2-dichloroethene	3.7	2.6	ND	ND	ND	ND	ND	ND	0.79 J
1,1,2,2-tetrachloroethane	ND	ND	0.23 J	ND	ND	ND	ND	ND	ND
Tetrachloroethene	ND	ND	0.30 J	ND	0.33 J	ND	ND	ND	6.0
Toluene	ND	ND	ND	ND	0.26 J	ND	ND	ND	ND
1,1,1-trichloroethane	0.98 J	0.89 J	1.1 J	ND	0.54 J	0.54 J	ND	ND	1.1 J
1,1,2-trichloroethane	ND	ND	0.61 J	ND	ND	ND	ND	ND	ND
Trichloroethene	107	102	1.3	9.0	42.5	209	285	5.4	40.4
Mercury (EPA 245.1) ug/L	ND	ND	ND	ND	ND	ND	ND	ND	ND
TSS (SM20 2540D) mg/L	9	5	ND	25	17	ND	13	ND	6

Note:

J = estimated value
 ND = not detected
 mg/L = milligrams per liter
 µg/L = micrograms per liter

Samples were analyzed for TCL VOCs by Method 624. Only those analytes detected are presented above.

Table 7
 GM-38 Area Groundwater Remediation
 Groundwater Treatment Plant
 Naval Weapons Industrial Reserve Plant - Bethpage, NY
 Summary of Historical Groundwater Analytical Results

Sample ID	RW1-MW1														
Sample Date	5/4/2005	7/22/2005	5/27/2009	1/21/2010	4/21/2010	7/28/2010	11/10/2010	3/25/2011	6/14/2011 ⁽¹⁾	6/14/2011	9/28/2011	11/30/2011	3/8/2012	6/6/2012	6/6/2012
Comments										Duplicate					Duplicate
Well Depth (Ft)	435														
Screened Interval (Ft)	395-435														
VOCS (EPA 624) ug/L															
Acrolein	NR	NR	NR	NR	NR	NR	NR	NR	NR	NR	NR	ND	ND	ND	ND
Acrylonitrile	NR	NR	NR	NR	NR	NR	NR	NR	NR	NR	NR	ND	ND	ND	ND
Acetone	ND	ND	ND	NR	ND	ND	ND	ND	NR	NR	NR	ND	ND	ND	ND
Benzene	ND	ND	ND	ND	ND	ND	ND	ND	NR	NR	NR	ND	ND	ND	ND
Bromodichloromethane	ND	ND	ND	NR	ND	ND	ND	ND	NR	NR	NR	ND	ND	ND	ND
Bromoform	ND	ND	ND	NR	ND	ND	ND	ND	NR	NR	NR	ND	ND	ND	ND
Bromomethane	ND	ND	ND	NR	ND	ND	ND	ND	NR	NR	NR	ND	ND	ND	ND
Carbon tetrachloride	ND	ND	0.32J	ND	ND	ND	0.17J	ND	NR	NR	NR	ND	ND	ND	ND
Chlorobenzene	ND	ND	ND	ND	ND	ND	ND	ND	NR	NR	NR	ND	ND	ND	ND
Dibromochloromethane	NR	NR	ND	NR	ND	ND	ND	ND	NR	NR	NR	ND	ND	ND	ND
Chloroethane	ND	ND	ND	ND	ND	ND	ND	ND	NR	NR	NR	ND	ND	ND	ND
2-chloroethylvinyl ether	NR	NR	NR	NR	NR	NR	NR	NR	NR	NR	NR	ND	ND	ND	ND
Chloroform	ND	0.7J	1.1	ND	0.70J	0.65J	0.56J	0.55J	NR	NR	NR	ND	ND	ND	ND
Chloromethane	ND	ND	ND	NR	ND	ND	ND	ND	NR	NR	NR	ND	ND	ND	ND
1,2-dichlorobenzene	NR	NR	ND	NR	NR	NR	NR	NR	NR	NR	NR	ND	ND	ND	ND
1,3-dichlorobenzene	NR	NR	ND	NR	NR	NR	NR	NR	NR	NR	NR	ND	ND	ND	ND
1,4-dichlorobenzene	NR	NR	ND	NR	NR	NR	NR	NR	NR	NR	NR	ND	ND	ND	ND
1,1-dichloroethane	0.74J	0.79J	3.3	2.9J	2.8	2.8	3.0	3.6	1.6 J	4.2 J	4.0 J	4.1	5.2	4.8	4.3
1,2-dichloroethane	ND	ND	0.29J	ND	ND	ND	ND	ND	ND	ND	ND	ND	ND	ND	ND
1,1-dichloroethene	1.3	2.8	3.1	1.7J	1.9	1.7	1.7	1.9	0.85 J	2.1 J	2.3 J	2.1	2.7	2.5	2.3
cis-1,2-dichloroethene	78.6	80.4	180D	130	121	118	108	121	55.8 J	145 J	164	132	179	165	145
trans-1,2-dichloroethene	2.0	1.3J	2.8	4J	2.9	2.1	1.3	4.2	0.71 J	2.0 J	2.0 J	1.7	3.0	3.7	2.6
1,2-dichloropropane	ND	ND	ND	NR	ND	ND	ND	ND	NR	NR	NR	ND	ND	ND	ND
cis-1,3-dichloropropene	ND	ND	ND	NR	ND	ND	ND	ND	NR	NR	NR	ND	ND	ND	ND
trans-1,3-dichloropropene	ND	ND	ND	NR	ND	ND	ND	ND	NR	NR	NR	ND	ND	ND	ND
Ethylbenzene	ND	ND	ND	ND	ND	ND	ND	ND	NR	NR	NR	ND	ND	ND	ND
Methylene chloride	ND	ND	ND	NR	ND	ND	ND	ND	NR	NR	NR	ND	ND	ND	ND
1,1,2,2-tetrachloroethane	ND	ND	ND	NR	ND	ND	ND	ND	NR	NR	NR	ND	ND	ND	ND
Tetrachloroethene	ND	ND	0.72J	ND	0.42J	ND	ND	ND	ND	ND	0.36 J	ND	ND	ND	ND
Toluene	ND	0.33J	0.68	ND	ND	ND	ND	ND	NR	NR	NR	ND	ND	ND	ND
1,1,1-trichloroethane	ND	ND	0.71J	ND	0.52J	0.43J	0.53J	0.79J	ND	0.63 J	1.1 J	0.66 J	0.96 J	0.98 J	0.89 J
1,1,2-trichloroethane	ND	ND	0.58J	NR	ND	ND	ND	ND	NR	NR	NR	0.33 J	ND	ND	ND
Trichloroethene	53.6	52.7	140.0	79.0	116	95.4	84.2	97.6	26.6 J	73.8 J	129	84.5	115	107	102
Trichlorofluoromethane	NR	NR	ND	NR	NR	NR	NR	NR	NR	NR	NR	ND	ND	ND	ND
Vinyl chloride	ND	ND	1.6	ND	ND	ND	0.17J	ND	ND	0.38 J	0.29 J	ND	ND	ND	ND
Mercury (EPA 245.1) ug/L	NR	NR	ND	0.20	<0.20	<0.20	<0.20	<0.20	ND	ND	ND	ND	ND	ND	ND
TSS (SM20 2540D) mg/L	NR	NR	2.8	2.8	6.0	4.0	4.0	4.0	ND	6	ND	11	16	9	5

Table 7
GM-38 Area Groundwater Remediation
Groundwater Treatment Plant
Naval Weapons Industrial Reserve Plant - Bethpage, NY
Summary of Historical Groundwater Analytical Results

Sample ID	RW1-MW2			RW1-MW3									
	5/4/2005	7/22/2005	5/28/2009	1/20/2010	4/21/2010	7/29/2010	11/10/2010	3/25/2011	6/14/2011	9/28/2011	11/30/2011	3/8/2012	6/7/2012
Sample Date	5/4/2005	7/22/2005	5/28/2009	1/20/2010	4/21/2010	7/29/2010	11/10/2010	3/25/2011	6/14/2011	9/28/2011	11/30/2011	3/8/2012	6/7/2012
Comments													
Well Depth (Ft)	435			435									
Screened Interval (Ft)	395-435			395-435									
VOCS (EPA 624) ug/L													
Acrolein	NR	NR	NR	NR	NR	NR	NR	NR	NR	NR	ND	ND	ND
Acrylonitrile	NR	NR	NR	NR	NR	NR	NR	NR	NR	NR	ND	ND	ND
Acetone	ND	ND	ND	NR	ND	ND	ND	ND	NR	NR	ND	ND	ND
Benzene	ND	ND	ND	ND	ND	ND	ND	ND	NR	NR	ND	ND	ND
Bromodichloromethane	ND	ND	ND	NR	ND	ND	ND	ND	NR	NR	ND	ND	ND
Bromoform	ND	ND	ND	NR	ND	ND	ND	ND	NR	NR	ND	ND	ND
Bromomethane	ND	ND	ND	NR	ND	ND	ND	ND	NR	NR	ND	ND	ND
Carbon tetrachloride	ND	ND	ND	ND	ND	ND	ND	ND	NR	NR	ND	ND	ND
Chlorobenzene	ND	ND	ND	ND	ND	ND	ND	ND	NR	NR	ND	ND	ND
Dibromochloromethane	NR	NR	ND	NR	NR	NR	NR	NR	NR	NR	ND	ND	ND
Chloroethane	ND	ND	ND	NR	ND	ND	ND	ND	NR	NR	ND	ND	ND
2-chloroethylvinyl ether	NR	NR	NR	NR	NR	NR	NR	NR	NR	NR	ND	ND	ND
Chloroform	ND	1.4	ND	0.67J	0.80J	0.47J	0.69J	0.73J	NR	0.97 J	ND	0.73 J	0.64 J
Chloromethane	ND	ND	ND	NR	ND	ND	ND	ND	NR	NR	ND	ND	ND
1,2-dichlorobenzene	NR	NR	ND	NR	NR	NR	NR	NR	NR	NR	ND	ND	ND
1,3-dichlorobenzene	NR	NR	ND	NR	NR	NR	NR	NR	NR	NR	ND	ND	ND
1,4-dichlorobenzene	NR	NR	ND	NR	NR	NR	NR	NR	NR	NR	ND	ND	ND
1,1-dichloroethane	4.6	5.5	3.4	2.4	4.6	1.5	2.3	2.4	9.3	10.1 J	2.1	8.4	5.7
1,2-dichloroethane	ND	ND	ND	ND	ND	ND	ND	ND	ND	ND	ND	ND	ND
1,1-dichloroethene	3.2	12.3	ND	0.42J	1.10	ND	0.28J	ND	1.8	2.2 J	ND	1.8	0.86 J
cis-1,2-dichloroethene	181.0	47.6	160.0	0.54J	0.48J	0.36J	0.55J	0.58J	0.59 J	0.43 J	0.55 J	0.68 J	0.33 J
trans-1,2-dichloroethene	2.5	7.6	2.5	ND	ND	ND	ND	ND	ND	ND	ND	ND	ND
1,2-dichloropropane	ND	ND	ND	NR	ND	ND	ND	ND	NR	NR	ND	ND	ND
cis-1,3-dichloropropene	ND	ND	ND	NR	ND	ND	ND	ND	NR	NR	ND	ND	ND
trans-1,3-dichloropropene	ND	ND	ND	NR	ND	ND	ND	ND	NR	NR	ND	ND	ND
Ethylbenzene	ND	ND	ND	ND	ND	ND	ND	ND	NR	NR	ND	ND	ND
Methylene chloride	1.0	ND	ND	NR	ND	ND	ND	ND	NR	NR	ND	ND	ND
1,1,2,2-tetrachloroethane	ND	ND	ND	NR	ND	ND	ND	ND	NR	NR	ND	ND	0.23 J
Tetrachloroethene	ND	134.0	19.0	ND	049J	ND	ND	ND	0.33 J	0.62 J	ND	0.65 J	0.30 J
Toluene	0.32J	ND	ND	ND	ND	ND	ND	ND	NR	NR	ND	ND	ND
1,1,1-trichloroethane	1.3	1.0	ND	0.41J	0.98J	ND	0.26J	0.33J	1.6	2.7 J	ND	ND	1.1 J
1,1,2-trichloroethane	ND	0.65J	ND	0.62J	0.60J	0.36J	0.55J	0.41J	NR	0.57 J	0.63 J	0.70 J	0.61 J
Trichloroethene	158.0	198.0	200.0	1.2	1.6	0.58J	0.91J	1.0	1.4	1.8 J	1.0 J	2.2	1.3
Trichlorofluoromethane	NR	NR	ND	NR	NR	NR	NR	NR	NR	NR	ND	ND	ND
Vinyl chloride	12.9	187.0	4.1	ND	ND	ND	ND	ND	ND	ND	ND	ND	ND
Mercury (EPA 245.1) ug/L	NR	NR	0.20	NR	<0.20	<0.20	<0.20	<0.20	ND	ND	ND	ND	ND
TSS (SM20 2540D) mg/L	NR	NR	4.0	NR	8.0	<4.0	<4.0	<4.0	ND	ND	ND	5	ND

Table 7
 GM-38 Area Groundwater Remediation
 Groundwater Treatment Plant
 Naval Weapons Industrial Reserve Plant - Bethpage, NY
 Summary of Historical Groundwater Analytical Results

Sample ID	RW2-MW1												
Sample Date	5/4/2005	7/20/2005	5/27/2009	1/18/2010	4/21/2010	7/28/2010	11/3/2010	3/24/2011	6/14/2011	9/27/2011	11/29/2011	3/7/2012	6/6/2012
Comments				EPA 624									
Well Depth (Ft)	510												
Screened Interval (Ft)	470-510												
VOCS (EPA 624) ug/L													
Acrolein	NR	NR	NR	NR	NR	NR	NR	NR	NR	NR	ND	ND	ND
Acrylonitrile	NR	NR	NR	NR	NR	NR	NR	NR	NR	NR	ND	ND	ND
Acetone	ND	ND	ND	NR	ND	ND	ND	ND	NR	ND	ND	ND	ND
Benzene	ND	ND	ND	ND	0.15J	0.69J	0.58J	0.30J	NR	0.22 J	0.27 J	0.22 J	ND
Bromodichloromethane	ND	ND	ND	NR	ND	ND	ND	ND	NR	ND	ND	ND	ND
Bromoform	ND	ND	ND	NR	ND	ND	ND	ND	NR	ND	ND	ND	ND
Bromomethane	ND	ND	ND	NR	ND	ND	ND	ND	NR	ND	ND	ND	ND
Carbon tetrachloride	ND	ND	ND	ND	ND	ND	ND	ND	NR	ND	ND	ND	ND
Chlorobenzene	ND	ND	ND	ND	ND	ND	ND	ND	NR	ND	ND	ND	ND
Dibromochloromethane	NR	NR	ND	NR	ND	ND	ND	ND	NR	ND	ND	ND	ND
Chloroethane	ND	ND	ND	NR	ND	ND	ND	ND	NR	ND	ND	ND	ND
2-chloroethylvinyl ether	NR	NR	NR	NR	NR	NR	NR	NR	NR	ND	ND	ND	ND
Chloroform	ND	ND	ND	ND	ND	ND	ND	ND	NR	ND	ND	ND	0.38 J
Chloromethane	ND	ND	ND	NR	ND	ND	ND	ND	NR	ND	ND	ND	ND
1,2-dichlorobenzene	NR	NR	ND	NR	NR	NR	NR	NR	NR	ND	ND	ND	ND
1,3-dichlorobenzene	NR	NR	ND	NR	NR	NR	NR	NR	NR	ND	ND	ND	ND
1,4-dichlorobenzene	NR	NR	ND	NR	NR	NR	NR	NR	NR	ND	ND	ND	ND
1,1-dichloroethane	0.53J	0.93J	1.2J	0.82J	0.60J	0.58J	0.42J	ND	0.61 J	0.64 J	ND	0.50 J	4.2
1,2-dichloroethane	ND	ND	ND	ND	ND	ND	ND	ND	ND	ND	ND	ND	ND
1,1-dichloroethene	ND	0.58J	0.55J	0.63J	ND	ND	ND	ND	ND	ND	ND	ND	0.55 J
cis-1,2-dichloroethene	ND	0.55J	1.9	1.0	0.78J	0.80J	0.55J	0.43J	0.56 J	0.32 J	0.39 J	0.34 J	0.32 J
trans-1,2-dichloroethene	ND	ND	ND	ND	ND	ND	ND	ND	ND	ND	ND	ND	ND
1,2-dichloropropane	ND	ND	ND	NR	ND	ND	ND	ND	NR	ND	ND	ND	ND
cis-1,3-dichloropropene	ND	ND	ND	NR	ND	ND	ND	ND	NR	ND	ND	ND	ND
trans-1,3-dichloropropene	ND	ND	ND	NR	ND	ND	ND	ND	NR	ND	ND	ND	ND
Ethylbenzene	ND	ND	ND	ND	ND	ND	ND	ND	NR	ND	ND	ND	ND
Methylene chloride	ND	ND	ND	NR	ND	ND	ND	ND	NR	ND	ND	ND	ND
1,1,2,2-tetrachloroethane	ND	ND	ND	NR	ND	ND	ND	ND	NR	ND	ND	ND	ND
Tetrachloroethene	ND	ND	ND	ND	ND	ND	ND	ND	ND	ND	ND	ND	ND
Toluene	ND	0.85J	1.0	ND	0.52J	0.49J	0.50J	ND	NR	0.24 J	0.29 J	0.19 J	ND
1,1,1-trichloroethane	ND	0.37J	ND	ND	ND	ND	ND	ND	ND	ND	ND	ND	ND
1,1,2-trichloroethane	ND	ND	ND	ND	ND	ND	ND	ND	NR	ND	ND	ND	ND
Trichloroethene	37.6	34.6	12.0	15.0	0.42J	ND	ND	1.7	1.6	0.89 J	0.67 J	0.67 J	9.0
Trichlorofluoromethane	NR	NR	ND	NR	NR	NR	NR	NR	NR	ND	ND	ND	ND
Vinyl chloride	ND	ND	ND	ND	ND	ND	ND	ND	ND	ND	ND	ND	ND
Mercury (EPA 245.1) ug/L	NR	NR	0.05J	NR	<0.20	<0.20	<0.20	<0.20	ND	ND	ND	ND	ND
TSS (SM20 2540D) mg/L	NR	NR	2260.0	NR	58.0	<4.0	<4.0	<4.0	181	5	36	6	25

Table 7
GM-38 Area Groundwater Remediation
Groundwater Treatment Plant
Naval Weapons Industrial Reserve Plant - Bethpage, NY
Summary of Historical Groundwater Analytical Results

Sample ID	RW2-MW3						RW3-MW1								
	5/3/2005	7/20/2005	5/28/2009	1/19/2010	4/22/2010	7/29/2010	11/9/2010	3/25/2011	3/25/2011	6/14/2011	9/27/2011	11/30/2011	11/30/2011	3/7/2012	6/7/2012
Sample Date															
Comments									duplicate				duplicate		
Well Depth (Ft)	510						350								
Screened Interval (Ft)	470-510						330-350								
VOCS (EPA 624) ug/L															
Acrolein	NR	NR	NR	NR	NR	NR	NR	NR	NR	NR	NR	ND	ND	ND	ND
Acrylonitrile	NR	NR	NR	NR	NR	NR	NR	NR	NR	NR	NR	ND	ND	ND	ND
Acetone	ND	ND	ND	NR	ND	ND	ND	ND	ND	NR	ND	ND	ND	ND	ND
Benzene	ND	ND	ND	ND	ND	ND	ND	ND	ND	NR	ND	ND	ND	ND	ND
Bromodichloromethane	ND	ND	ND	NR	ND	ND	ND	ND	ND	NR	ND	ND	ND	ND	ND
Bromoform	ND	ND	ND	NR	ND	ND	ND	ND	ND	NR	ND	ND	ND	ND	ND
Bromomethane	ND	ND	ND	NR	ND	ND	ND	ND	ND	NR	ND	ND	ND	ND	ND
Carbon tetrachloride	ND	ND	ND	ND	ND	ND	0.19J	ND	ND	NR	ND	ND	ND	ND	ND
Chlorobenzene	ND	ND	ND	ND	ND	ND	ND	ND	ND	NR	ND	ND	ND	ND	ND
Dibromochloromethane	NR	NR	ND	NR	ND	ND	ND	ND	ND	NR	ND	ND	ND	ND	ND
Chloroethane	ND	ND	ND	NR	ND	ND	ND	ND	ND	NR	ND	ND	ND	ND	ND
2-chloroethylvinyl ether	NR	NR	NR	NR	NR	NR	NR	NR	NR	NR	ND	ND	ND	ND	ND
Chloroform	ND	ND	ND	ND	ND	ND	0.20J	ND	ND	NR	ND	ND	ND	ND	ND
Chloromethane	ND	ND	ND	NR	ND	ND	ND	ND	ND	NR	ND	ND	ND	ND	ND
1,2-dichlorobenzene	NR	NR	ND	NR	NR	NR	NR	NR	NR	NR	ND	ND	ND	ND	ND
1,3-dichlorobenzene	NR	NR	ND	NR	NR	NR	NR	NR	NR	NR	ND	ND	ND	ND	ND
1,4-dichlorobenzene	NR	NR	ND	NR	NR	NR	NR	NR	NR	NR	ND	ND	ND	ND	ND
1,1-dichloroethane	0.68J	0.31J	1.4	1.6	1.5	1.7	1.4	1.3	1.3	1.1	1.0 J	0.96 J	0.93 J	0.90 J	0.80 J
1,2-dichloroethane	ND	ND	ND	0.27J	ND	ND	ND	ND	ND	ND	0.57 J	ND	ND	0.43 J	ND
1,1-dichloroethene	ND	ND	0.42J	1.2	1.3	1.2	1.2	1.2	1.1	0.85 J	0.65 J	0.64 J	0.66 J	0.47 J	0.19 J
cis-1,2-dichloroethene	0.40J	0.66J	2.3	0.37J	ND	0.32J	0.45J	0.47J	0.45J	0.48 J	0.31 J	0.36 J	0.43 J	0.37 J	0.39 J
trans-1,2-dichloroethene	ND	ND	ND	ND	ND	ND	ND	ND	ND	ND	ND	ND	ND	ND	ND
1,2-dichloropropane	ND	ND	ND	NR	ND	ND	ND	ND	ND	NR	ND	ND	ND	ND	ND
cis-1,3-dichloropropene	ND	ND	ND	NR	ND	ND	ND	ND	ND	NR	ND	ND	ND	ND	ND
trans-1,3-dichloropropene	ND	ND	ND	NR	ND	ND	ND	ND	ND	NR	ND	ND	ND	ND	ND
Ethylbenzene	ND	ND	ND	ND	ND	ND	ND	ND	ND	NR	ND	ND	ND	ND	ND
Methylene chloride	ND	ND	ND	NR	ND	ND	ND	ND	ND	NR	ND	ND	ND	ND	ND
1,1,2,2-tetrachloroethane	ND	ND	ND	NR	ND	ND	ND	ND	ND	NR	ND	ND	ND	ND	ND
Tetrachloroethene	ND	ND	ND	0.49J	0.81J	0.73J	1.5	1.4	1.6	1.2	1.3 J	1.0	1.1	1.0	0.33 J
Toluene	ND	0.50J	0.39J	ND	ND	ND	ND	ND	ND	NR	ND	ND	ND	ND	0.26 J
1,1,1-trichloroethane	ND	ND	ND	ND	0.98J	0.84J	1.2	1.1	1.1	0.78 J	1.0 J	0.59 J	0.63 J	0.58 J	0.54 J
1,1,2-trichloroethane	ND	ND	ND	ND	ND	ND	ND	ND	ND	NR	ND	ND	ND	ND	ND
Trichloroethene	16.2	20.6	18.0	35.0	53.2	52.3	77.6	76.2	77.9	63.1	72.4 J	51.0	55.2	59.0	42.5
Trichlorofluoromethane	NR	NR	ND	NR	NR	NR	NR	NR	NR	NR	ND	ND	ND	ND	ND
Vinyl chloride	ND	ND	ND	ND	ND	ND	ND	ND	ND	ND	ND	ND	ND	ND	ND
Mercury (EPA 245.1) ug/L	NR	NR	ND	NR	<0.20	<0.20	<0.20	<0.20	<0.20	ND	ND	ND	ND	ND	ND
TSS (SM20 2540D) mg/L	NR	NR	14.8	NR	<4.0	<4.0	<4.0	<4.0	<4.0	5160	ND	ND	ND	NR	17

Table 7
 GM-38 Area Groundwater Remediation
 Groundwater Treatment Plant
 Naval Weapons Industrial Reserve Plant - Bethpage, NY
 Summary of Historical Groundwater Analytical Results

Sample ID	RW2-MW2		RW3-MW2												
	5/4/2005	7/21/2005	1/19/2010	1/19/2010	4/22/2010	7/29/2010	11/9/2010	11/9/2010	3/25/2011	6/14/2011	9/27/2011	11/30/2011	3/8/2012	6/7/2012	
Sample Date	5/4/2005	7/21/2005	1/19/2010	1/19/2010	4/22/2010	7/29/2010	11/9/2010	11/9/2010	3/25/2011	6/14/2011	9/27/2011	11/30/2011	3/8/2012	6/7/2012	
Comments				duplicate			duplicate								
Well Depth (Ft)	510		495												
Screened interval (Ft)	470-510		475-495												
VOCS (EPA 624) ug/L															
Acrolein	NR	NR	NR	NR	NR	NR	NR	NR	NR	NR	NR	ND	ND	ND	ND
Acrylonitrile	NR	NR	NR	NR	NR	NR	NR	NR	NR	NR	NR	ND	ND	ND	ND
Acetone	ND	ND	NR	NR	ND	ND	ND	ND	ND	NR	NR	ND	ND	ND	ND
Benzene	ND	ND	ND	ND	ND	ND	ND	ND	ND	NR	NR	ND	ND	ND	ND
Bromodichloromethane	ND	ND	NR	NR	ND	ND	ND	ND	ND	NR	NR	ND	ND	ND	ND
Bromoform	ND	ND	NR	NR	ND	ND	ND	ND	ND	NR	NR	ND	ND	ND	ND
Bromomethane	ND	ND	NR	NR	ND	ND	ND	ND	ND	NR	NR	ND	ND	ND	ND
Carbon tetrachloride	ND	ND	ND	ND	ND	ND	ND	ND	ND	NR	NR	ND	ND	ND	ND
Chlorobenzene	ND	ND	ND	ND	ND	ND	ND	ND	ND	NR	NR	ND	ND	ND	ND
Dibromochloromethane	NR	NR	NR	NR	ND	ND	ND	ND	ND	NR	NR	ND	ND	ND	ND
Chloroethane	ND	ND	NR	NR	ND	ND	ND	ND	ND	NR	NR	ND	ND	ND	ND
2-chloroethylvinyl ether	NR	NR	NR	NR	NR	NR	NR	NR	NR	NR	NR	ND	ND	ND	ND
Chloroform	ND	ND	ND	ND	ND	ND	ND	ND	ND	NR	NR	ND	ND	0.23 J	ND
Chloromethane	ND	ND	NR	NR	ND	ND	ND	ND	ND	NR	NR	ND	ND	ND	ND
1,2-dichlorobenzene	NR	NR	NR	NR	NR	NR	NR	NR	NR	NR	NR	ND	ND	ND	ND
1,3-dichlorobenzene	NR	NR	NR	NR	NR	NR	NR	NR	NR	NR	NR	ND	ND	ND	ND
1,4-dichlorobenzene	NR	NR	NR	NR	NR	NR	NR	NR	NR	NR	NR	ND	ND	ND	ND
1,1-dichloroethane	ND	0.78J	ND	ND	0.54J	ND	ND	ND	ND	0.52 J	0.37 J	ND	0.41 J	0.66 J	ND
1,2-dichloroethane	ND	ND	ND	ND	ND	ND	ND	ND	ND	ND	ND	ND	ND	ND	ND
1,1-dichloroethene	ND	0.41J	ND	ND	1.2	ND	ND	ND	ND	0.57 J	0.45 J	0.27 J	0.27 J	0.36 J	ND
cis-1,2-dichloroethene	0.33J	0.41J	1.5J	1.6J	2.4	1.1	0.92J	0.92J	1.6	1.7	1.1	1.4	1.3	1.5	ND
trans-1,2-dichloroethene	ND	ND	ND	ND	0.43 J	ND	ND	ND	ND	ND	ND	ND	ND	ND	ND
1,2-dichloropropane	ND	ND	NR	NR	ND	ND	ND	ND	ND	NR	NR	ND	ND	ND	ND
cis-1,3-dichloropropene	ND	ND	NR	NR	ND	ND	ND	ND	ND	NR	NR	ND	ND	ND	ND
trans-1,3-dichloropropene	ND	ND	NR	NR	ND	ND	ND	ND	ND	NR	NR	ND	ND	ND	ND
Ethylbenzene	ND	ND	ND	ND	ND	ND	ND	ND	ND	NR	NR	ND	ND	ND	ND
Methylene chloride	ND	ND	NR	NR	ND	ND	ND	ND	ND	NR	NR	ND	ND	ND	ND
1,1,1,2-tetrachloroethane	ND	ND	NR	NR	ND	ND	ND	ND	ND	NR	NR	ND	ND	ND	ND
Tetrachloroethene	ND	ND	ND	ND	ND	ND	ND	ND	ND	NR	NR	ND	ND	ND	ND
Toluene	0.33J	0.53J	ND	ND	ND	ND	ND	ND	ND	NR	NR	ND	ND	ND	ND
1,1,1-trichloroethane	ND	ND	ND	ND	0.58J	ND	ND	ND	ND	0.39 J	0.43 J	ND	ND	ND	0.54 J
1,1,2-trichloroethane	D	ND	ND	ND	ND	ND	0.25 J	0.27J	ND	NR	0.32 J	0.32 J	0.32 J	0.32 J	ND
Trichloroethene	7.8	13.8	160	170	211	73	58.2	60.9	110	135	151	71.9	96.5	209	ND
Trichlorofluoromethane	NR	NR	NR	NR	NR	NR	NR	NR	NR	NR	NR	ND	ND	ND	ND
Vinyl chloride	ND	ND	ND	ND	ND	ND	ND	ND	ND	ND	ND	ND	ND	ND	ND
Mercury (EPA 245.1) ug/L	NR	NR	NR	NR	<0.20	<0.20	<0.20	<0.20	<0.20	ND	ND	ND	ND	ND	ND
TSS (SM20 2540D) mg/L	NR	NR	NR	NR	5.0	6.0	ND	10.0	10.0	7	6	ND	8	ND	ND

Table 7
 GM-38 Area Groundwater Remediation
 Groundwater Treatment Plant
 Naval Weapons Industrial Reserve Plant - Bethpage, NY
 Summary of Historical Groundwater Analytical Results

Sample ID	RW3-MW3											
Sample Date	1/20/2010	4/22/2010	4/22/2010	7/28/2010	11/3/2010 ⁽¹⁾	3/25/2011	6/15/2011	9/28/2011	11/29/2011	3/7/2012	3/7/2012	6/7/2012
Comments			duplicate								duplicate	
Well Depth (Ft)	340											
Screened Interval (Ft)	320-340											
VOCS (EPA 624) ug/L												
Acrolein	NR	NR	NR	NR	NR	NR	NR	ND	ND	ND	ND	ND
Acrylonitrile	NR	NR	NR	NR	NR	NR	NR	ND	ND	ND	ND	ND
Acetone	NR	ND	ND	ND	ND	ND	NR	ND	ND	ND	ND	ND
Benzene	ND	ND	ND	ND	ND	ND	NR	ND	ND	ND	ND	ND
Bromodichloromethane	NR	ND	ND	ND	ND	ND	NR	ND	ND	ND	ND	ND
Bromoform	NR	ND	ND	ND	ND	ND	NR	ND	ND	ND	ND	ND
Bromomethane	NR	ND	ND	ND	ND	ND	NR	ND	ND	ND	ND	ND
Carbon tetrachloride	ND	ND	ND	ND	ND	ND	NR	ND	ND	ND	ND	ND
Chlorobenzene	ND	ND	ND	ND	ND	ND	NR	ND	ND	ND	ND	ND
Dibromochloromethane	NR	ND	ND	ND	ND	ND	NR	ND	ND	ND	ND	ND
Chloroethane	NR	NR	NR	NR	NR	NR	NR	ND	ND	ND	ND	ND
2-chloroethylvinyl ether	NR	NR	NR	NR	NR	NR	NR	ND	ND	ND	ND	ND
Chloroform	ND	ND	0.40J	0.46J	ND	0.33J	NR	0.48 J	ND	0.42 J	0.42 J	2.3 J
Chloromethane	NR	ND	ND	ND	ND	ND	NR	ND	ND	ND	ND	ND
1,2-dichlorobenzene	NR	NR	NR	NR	NR	NR	NR	ND	ND	ND	ND	ND
1,3-dichlorobenzene	NR	NR	NR	NR	NR	NR	NR	ND	ND	ND	ND	ND
1,4-dichlorobenzene	NR	NR	NR	NR	NR	NR	NR	ND	ND	ND	ND	ND
1,1-dichloroethane	ND	1.6	1.6	2.3	1.0	1.5	7.1	3.2 J	1.5	3.3	3.3	2.6 J
1,2-dichloroethane	ND	0.52J	0.54J	ND	ND	ND	0.37 J	ND	ND	ND	ND	ND
1,1-dichloroethene	ND	1.1	1.3	1.2	ND	0.96J	2.6	1.8 J	0.96 J	1.9	1.9	1.7 J
cis-1,2-dichloroethene	ND	2.1	2.1	1.7	ND	2.3	1.2	1.9	2.1	2.1	2.1	1.4 J
trans-1,2-dichloroethene	ND	ND	ND	ND	ND	ND	ND	ND	ND	ND	ND	ND
1,2-dichloropropane	NR	ND	ND	ND	ND	ND	NR	ND	ND	ND	ND	ND
cis-1,3-dichloropropene	NR	ND	ND	ND	ND	ND	NR	ND	ND	ND	ND	ND
trans-1,3-dichloropropene	NR	ND	ND	ND	ND	ND	NR	ND	ND	ND	ND	ND
Ethylbenzene	ND	ND	ND	ND	ND	ND	NR	ND	ND	ND	ND	ND
Methylene chloride	NR	ND	ND	ND	ND	ND	NR	ND	ND	ND	ND	ND
1,1,1,2-tetrachloroethane	NR	ND	ND	ND	ND	ND	NR	ND	ND	ND	ND	ND
Tetrachloroethene	ND	0.45J	0.49J	ND	ND	ND	0.40 J	0.50 J	ND	0.72 J	0.69 J	ND
Toluene	ND	ND	ND	ND	ND	ND	NR	ND	ND	ND	ND	ND
1,1,1-trichloroethane	ND	0.95J	1.0J	0.72J	ND	0.62J	1.3	1.0 J	0.49 J	0.84 J	0.87 J	ND
1,1,2-trichloroethane	ND	ND	ND	ND	ND	ND	NR	ND	ND	ND	ND	ND
Trichloroethene	350	397	382	297	8.5	288	331	215 J	250	312	325	285
Trichlorofluoromethane	NR	NR	NR	NR	NR	NR	NR	ND	ND	ND	ND	ND
Vinyl chloride	ND	ND	ND	ND	ND	ND	ND	ND	ND	ND	ND	ND
Mercury (EPA 245.1) ug/L	NR	<0.20	<0.20	<0.20	<0.20	ND	ND	ND	ND	ND	ND	ND
TSS (SM20 2540D) mg/L	NR	4.0	5.0	<4.0	<4.0	<4.0	ND	ND	ND	ND	ND	13

Table 7
 GM-38 Area Groundwater Remediation
 Groundwater Treatment Plant
 Naval Weapons Industrial Reserve Plant - Bethpage, NY
 Summary of Historical Groundwater Analytical Results

Sample ID	RW3-MW4										
	1/20/2010	4/22/2010	7/28/2010	7/28/2010	11/3/2010 ⁽¹⁾	3/24/2011	6/15/2011	9/28/2011	11/29/2011	3/7/2012	6/7/2012
Sample Date				duplicate							
Comments											
Well Depth (Ft)	495										
Screened Interval (Ft)	475-495										
VOCS (EPA 624) ug/L											
Acrolein	NR	NR	NR	NR	NR	NR	NR	ND	ND	ND	ND
Acrylonitrile	NR	NR	NR	NR	NR	NR	NR	ND	ND	ND	ND
Acetone	NR	ND	ND	ND	ND	ND	NR	ND	ND	ND	ND
Benzene	ND	ND	ND	ND	ND	ND	NR	ND	ND	ND	ND
Bromodichloromethane	NR	ND	ND	ND	ND	ND	NR	ND	ND	ND	ND
Bromoform	NR	ND	ND	ND	ND	ND	NR	ND	ND	ND	ND
Bromomethane	NR	ND	ND	ND	ND	ND	NR	ND	ND	ND	ND
Carbon tetrachloride	ND	ND	ND	ND	ND	ND	NR	ND	ND	ND	ND
Chlorobenzene	ND	ND	ND	ND	ND	ND	NR	ND	ND	ND	ND
Dibromochloromethane	NR	ND	ND	ND	ND	ND	NR	ND	ND	ND	ND
Chloroethane	NR	NR	NR	NR	NR	NR	NR	ND	ND	ND	ND
2-chloroethylvinyl ether	NR	NR	NR	NR	NR	NR	NR	ND	ND	ND	ND
Chloroform	ND	ND	ND	ND	0.32J	ND	NR	0.87 J	ND	0.38 J	ND
Chloromethane	NR	ND	ND	ND	ND	ND	NR	ND	ND	ND	ND
1,2-dichlorobenzene	NR	NR	NR	NR	NR	NR	NR	ND	ND	ND	ND
1,3-dichlorobenzene	NR	NR	NR	NR	NR	NR	NR	ND	ND	ND	ND
1,4-dichlorobenzene	NR	NR	NR	NR	NR	NR	NR	ND	ND	ND	ND
1,1-dichloroethane	2.5	0.6	0.54J	0.50J	1.8	0.81	0.78 J	5.4 J	0.84 J	1.8	0.50 J
1,2-dichloroethane	ND	ND	ND	ND	ND	ND	ND	ND	ND	ND	ND
1,1-dichloroethene	1.0	ND	ND	ND	0.86J	ND	0.20 J	0.53 J	ND	0.21 J	ND
cis-1,2-dichloroethene	0.46J	ND	ND	ND	1.6	ND	ND	ND	ND	ND	ND
trans-1,2-dichloroethene	ND	ND	ND	ND	ND	ND	ND	ND	ND	ND	ND
1,2-dichloropropane	NR	ND	ND	ND	ND	ND	NR	ND	ND	ND	ND
cis-1,3-dichloropropene	NR	ND	ND	ND	ND	ND	NR	ND	ND	ND	ND
trans-1,3-dichloropropene	NR	ND	ND	ND	ND	ND	NR	ND	ND	ND	ND
Ethylbenzene	ND	ND	ND	ND	ND	ND	NR	ND	ND	ND	ND
Methylene chloride	NR	ND	ND	ND	ND	ND	NR	ND	ND	ND	ND
1,1,2,2-tetrachloroethane	NR	ND	ND	ND	ND	ND	NR	ND	ND	ND	ND
Tetrachloroethene	ND	ND	ND	ND	ND	ND	ND	ND	ND	ND	ND
Toluene	ND	ND	ND	ND	ND	ND	NR	ND	ND	ND	ND
1,1,1-trichloroethane	ND	ND	ND	ND	0.67J	ND	ND	0.66 J	ND	ND	ND
1,1,2-trichloroethane	ND	ND	ND	ND	ND	ND	NR	ND	ND	ND	ND
Trichloroethene	21	11	7.5	8.0	308	7.7	6.7	3.4 J	5.6	4.6	5.4
Trichlorofluoromethane	NR	NR	NR	NR	NR	NR	NR	ND	ND	ND	ND
Vinyl chloride	ND	ND	ND	ND	ND	ND	ND	ND	ND	ND	ND
Mercury (EPA 245.1) ug/L	NR	<0.20	<0.20	<0.20	<0.20	<0.20	ND	ND	ND	ND	ND
TSS (SM20 2540D) mg/L	NR	16.0	<4.0	<4.0	<4.0	<4.0	ND	11	6	5	ND

Table 7
GM-38 Area Groundwater Remediation
Groundwater Treatment Plant
Naval Weapons Industrial Reserve Plant - Bethpage, NY
Summary of Historical Groundwater Analytical Results

Sample ID	TP-01							IW-1 MW-1	IW-1
Sample Date	1/21/2010	6/15/2011	9/27/2011	9/27/2011	11/30/2011	3/8/2012	6/6/2012	5/3/2005	5/27/2009
Comments				Duplicate					
Well Depth (Ft)	470							150	230
Screened Interval (Ft)	470-510							130-150	200-230
VOCS (EPA 624) ug/L									
Acrolein	NR	NR	ND	ND	ND	ND	ND	NR	NR
Acrylonitrile	NR	NR	ND	ND	ND	ND	ND	NR	NR
Acetone	NR	NR	ND	ND	ND	ND	ND	ND	ND
Benzene	ND	NR	ND	ND	ND	ND	ND	ND	ND
Bromodichloromethane	NR	NR	ND	ND	ND	ND	ND	ND	ND
Bromoform	NR	NR	ND	ND	ND	ND	ND	ND	ND
Bromomethane	NR	NR	ND	ND	ND	ND	ND	ND	ND
Carbon tetrachloride	ND	NR	ND	ND	ND	ND	ND	ND	ND
Chlorobenzene	ND	NR	ND	ND	ND	ND	ND	ND	ND
Dibromochloromethane	NR	NR	ND	ND	ND	ND	ND	NR	ND
Chloroethane	NR	NR	ND	ND	ND	ND	ND	ND	ND
2-chloroethylvinyl ether	NR	NR	ND	ND	ND	ND	ND	NR	NR
Chloroform	ND	NR	0.68 J	0.74 J	ND	0.74 J	0.82 J	0.94J	0.98J
Chloromethane	NR	NR	ND	ND	ND	ND	ND	ND	ND
1,2-dichlorobenzene	NR	NR	ND	ND	ND	ND	ND	NR	ND
1,3-dichlorobenzene	NR	NR	ND	ND	ND	ND	ND	NR	ND
1,4-dichlorobenzene	NR	NR	ND	ND	ND	ND	ND	NR	ND
1,1-dichloroethane	3.6J	5.0	3.7	3.7	2.9	3.7	3.7	0.39J	0.22J
1,2-dichloroethane	ND	ND	ND	ND	ND	ND	ND	ND	ND
1,1-dichloroethene	ND	1.7	1.1	1.0	1.0	1.2	1.4	ND	ND
cis-1,2-dichloroethene	190	43.4	40.4	40.2	74.9	53.3	29.9	ND	ND
trans-1,2-dichloroethene	3.0J	1.1	1.0 J	0.92 J	1.1	0.87 J	0.79 J	ND	ND
1,2-dichloropropane	NR	NR	ND	ND	ND	ND	ND	ND	ND
cis-1,3-dichloropropene	NR	NR	ND	ND	ND	ND	ND	ND	ND
trans-1,3-dichloropropene	NR	NR	ND	ND	ND	ND	ND	ND	ND
Ethylbenzene	ND	NR	ND	ND	ND	ND	ND	ND	ND
Methylene chloride	NR	NR	ND	ND	ND	ND	ND	ND	ND
1,1,2,2-tetrachloroethane	NR	NR	ND	ND	ND	ND	ND	ND	ND
Tetrachloroethene	3.4J	3.3	4.4	4.4	3.6	4.7	6.0	ND	ND
Toluene	ND	NR	ND	ND	ND	ND	ND	ND	0.19J
1,1,1-trichloroethane	ND	0.63 J	0.73 J	0.76 J	0.29 J	0.57 J	1.1 J	0.47	0.49J
1,1,2-trichloroethane	ND	NR	0.31 J	0.31 J	0.32 J	ND	ND	ND	ND
Trichloroethene	65	35.3	41.0	39.6	38.0	38.1	40.4	ND	0.17J
Trichlorofluoromethane	NR	NR	ND	ND	ND	ND	ND	NR	ND
Vinyl chloride	ND	ND	ND	ND	ND	ND	ND	ND	ND
Mercury (EPA 245.1) ug/L	NR	ND	ND	ND	ND	ND	ND	NR	0.20
TSS (SM20 2540D) mg/L	NR	63	18	NR	ND	7	6	NR	2.4

Note:

VOC analysis changed from SW846 8260B to EPA Method 624 in January 2010.

D = Dilution

J = estimated value

ND = not detected

NR = not requested

R = rejected

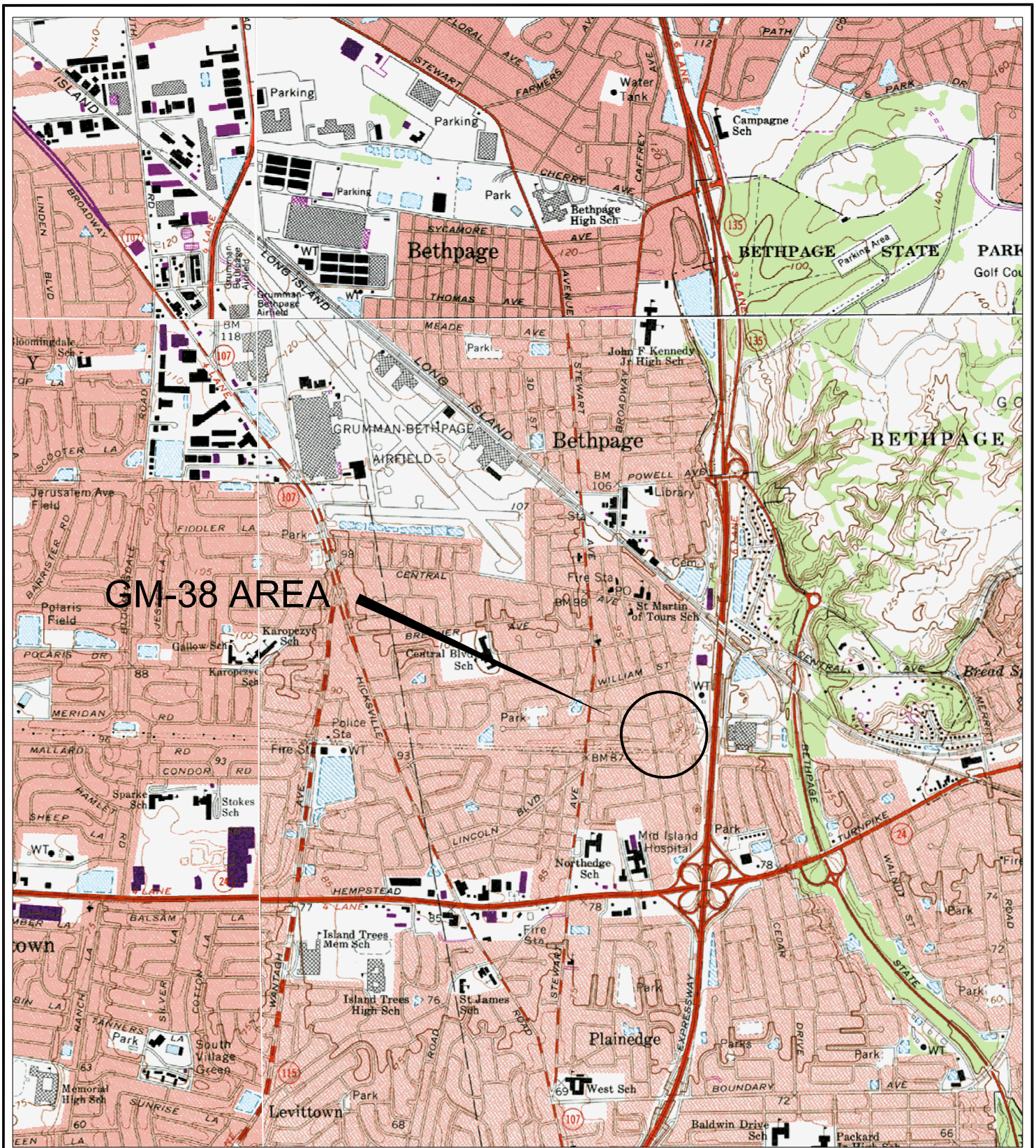
mg/L - milligrams per liter

µg/L - micrograms per liter


(1) Analytical results presented above for samples collected from RW3-MW3 and RW3-MW4 in November 2010 are not in line with historical trends indicating samples may have been switched. For trend analysis, concentrations for RW3-MW3 were used for RW3-MW4 for November 2010 and vice versa.

Data prior to June 2011 were collected by others.

FIGURES



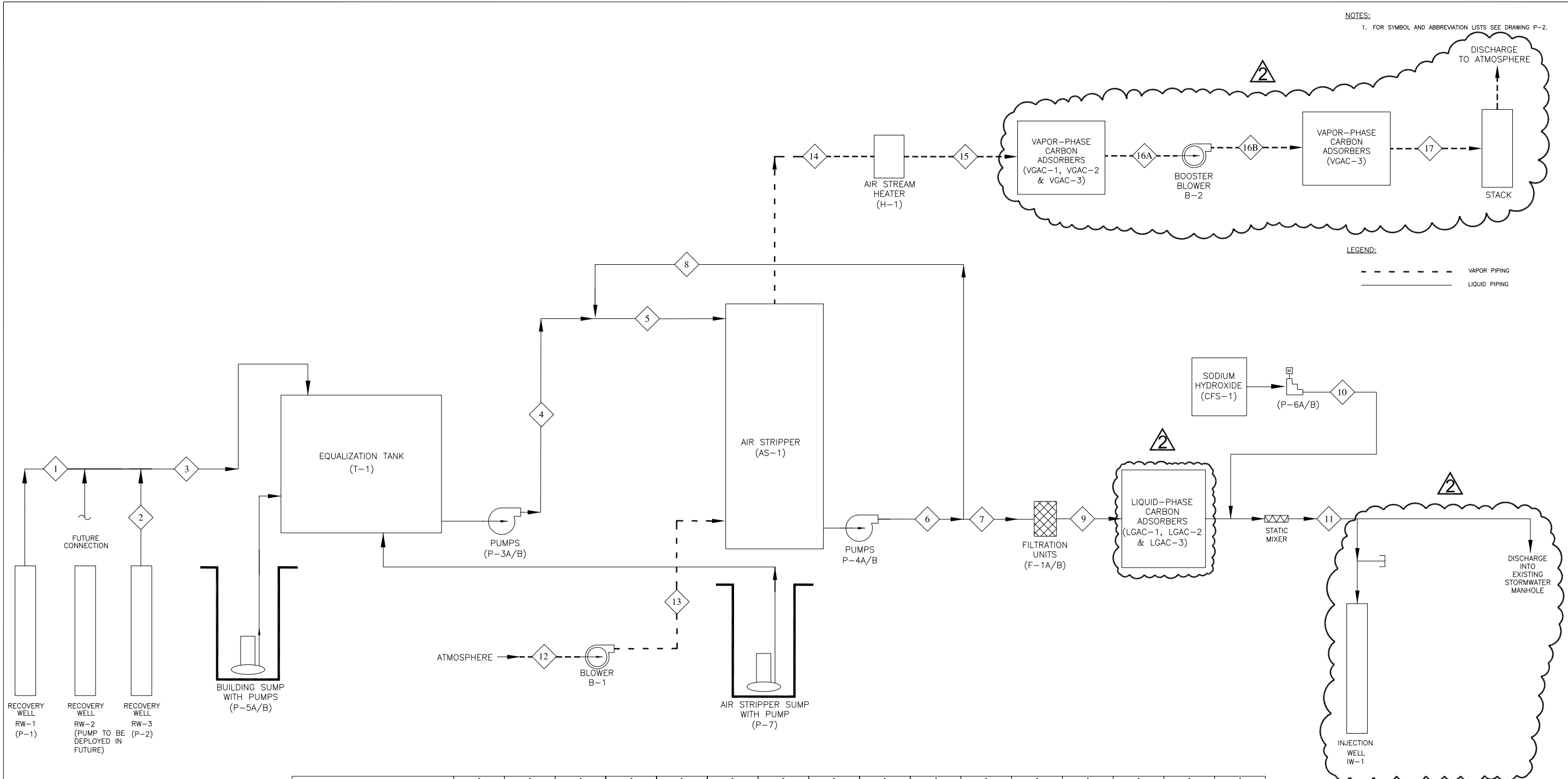
GM-38 AREA



U.S. Navy RAC
 Engineering Field Activity, Northeast
 GM-38 Area (Offsite)
 NWIRP Bethpage
 Bethpage, NY

Figure 1
 Site Location Map

Source: U.S.G.S. Topographic Maps (7.5 Minute)
 Amityville, Freeport, Hicksville, Huntington, NY Quadrangles



NOTES:
1. FOR SYMBOL AND ABBREVIATION LISTS SEE DRAWING P-2.

LEGEND:
- - - VAPOR PIPING
— LIQUID PIPING

STREAM NO.	1	2	3	4	5	6	7	8	9	10	11	12	13	14	15	16
COMPOSITION (UG/L, UNLESS OTHERWISE NOTED)																
BENZENE	4	4	4	4	3	-	-	-	-	-	-	-	-	-	-	-
TOLUENE	15	15	15	15	12	-	-	-	-	-	-	-	-	-	-	-
XYLENES, TOTAL	16	16	16	16	12	-	-	-	-	-	-	-	-	-	-	-
1,2-DICHLOROETHANE	3	3	3	3	2.8	-	-	-	-	-	2.7 E-07	-	-	-	-	-
cis 1,2-DICHLOROETHENE	1100	1100	1100	1100	1008	0.10	0.10	0.10	0.10	-	1.0 E-04	-	-	-	-	-
VINYL CHLORIDE	300	300	300	300	275	0.03	0.03	0.03	0.03	-	2.7 E-05	-	-	-	-	-
TETRACHLOROETHENE (PCE)	900	900	900	900	825	0.08	0.08	0.08	0.08	-	8.2 E-05	-	-	-	-	-
TRICHLOROETHENE (TCE)	3400	3400	3400	3400	3117	3.12	3.12	3.12	3.12	-	3.1 E-03	-	-	-	-	-
WATER FLOW RATE (GPM)	800	300	1100	1100	1200	1200	1100	100	1100	1.1 gpd	1100	-	-	-	-	-
TEMPERATURE (°F)	55	55	55	55	55	55	55	55	55	60	55	-	-	-	-	-
PRESSURE (PSIG)	-	-	-	-	-	-	-	-	-	-	-	-0.27	1.50	1.36	1.18	0.53
DENSITY (lb/ft ³)	-	-	-	-	-	-	-	-	-	95.5	-	0.077	0.085	0.084	0.082	0.079
MASS FLOW RATE (lb/hr)	400364	150136	550500	550500	600545	600545	550500	50,045	550500	0.59	550500	36,960	40,800	40,320	39,360	37,920
RELATIVE HUMIDITY (%)	-	-	-	-	-	-	-	-	-	-	-	50	50	100	50	50
STATIC PRESSURE (PSIA)	-	-	-	-	-	-	-	-	-	-	-	0.214	0.214	0.214	0.275	0.275
pH (S.U.)	5.5	5.5	5.5	5.5	5.5	6.0	6.0	6.0	6.0	14	7.0	-	-	-	-	-
VAPOR FLOW RATE (CFM)	-	-	-	-	-	-	-	-	-	-	-	8000	8000	8000	8000	8000
TOTAL VAPOR VOC (PPMV)	-	-	-	-	-	-	-	-	-	-	-	-	-	25.5	25.5	1.2
TOTAL VAPOR VOC (LBS/HR)	-	-	-	-	-	-	-	-	-	-	-	-	-	3.18	3.18	0.15

THIS DRAWING PRODUCED ON AUTOCAD DO NOT REVISE MANUALLY

THIS DOCUMENT IS THE PROPERTY OF NAVAL FACILITIES ENGINEERING COMMAND, PREPARED BY TETRA TECH EC, INC., AND IS PROVIDED UPON THE CONDITION THAT IT WILL NOT BE REPRODUCED, COPIED, OR ISSUED TO A THIRD PARTY, AND WILL BE USED SOLELY FOR THE ORIGINAL INTENDED PURPOSE AND SOLELY FOR THE EXECUTION OR REVIEW OF THE ENGINEERING CONSTRUCTION OF THE PROJECT.

IT IS A VIOLATION OF THE NEW YORK STATE EDUCATION LAW, ARTICLE 145, FOR ANY PERSON UNLESS UNDER THE DIRECTION OF A NEW YORK STATE LICENSED PROFESSIONAL ENGINEER, TO ALTER AN ITEM ON THIS DOCUMENT IN ANY WAY.

DEPARTMENT OF THE NAVY
NAVAL WEAPONS INDUSTRIAL RESERVE PLANT
LESTER

ENGINEERING FIELD ACTIVITY - NORTHEAST
PENNSYLVANIA
BETHPAGE, NEW YORK

GM-38 AREA
GROUNDWATER TREATMENT PLANT
PROCESS FLOW DIAGRAM - GROUNDWATER AND OFF-GAS TREATMENT

APPROVED: [Signature] DATE: 05/05/06

PREP BY: DL DATE: 05/05/06
DLB DATE: 03/31/08
DLB DATE: 02/24/09

DESCRIPTION: ADDITIONAL PUMP TO BE CONNECTED TO FUTURE SUBMITTALS, REVISED BASED ON VENDOR SUBMITTALS, DRAWING UPDATES FOR CONSTRUCTION

REV: 0 FINAL DESIGN
1 ADDRESS CORRECTIONS TO FUTURE CONNECTION
2 REVISED BASED ON VENDOR SUBMITTALS, DRAWING UPDATES FOR CONSTRUCTION

APPROVED: [Signature] DATE: 05/05/06

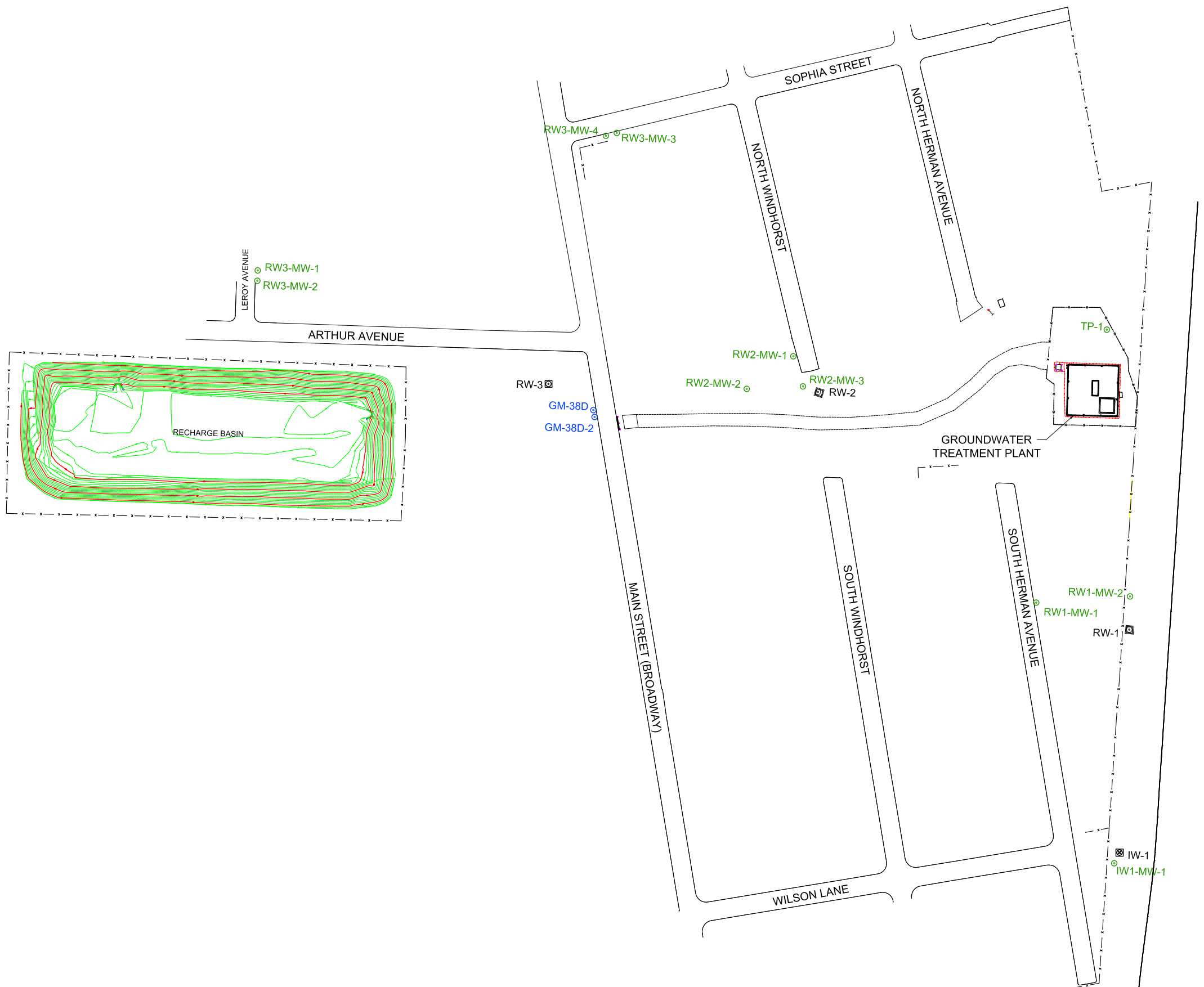
DATE: 05/05/06

CODE ID NO.: 80091
SCALE: AS SHOWN
CONSTR. CONTR. NO.: N62472-99-D-0032
NAVFAC DRAWING NO.: Figure 2

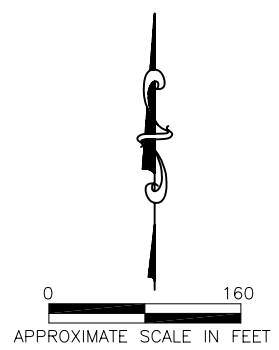
SHEET 1 OF 1
DIS. SH. NO.: 1-4

Legend

- Monitoring Well (Monitored by Navy)
- Monitoring Well (Monitored by Northrop Grumman)
- ◻ Recovery Well
- ◻ Injection Well



(SEAFORD-OYSTER BAY EXPRESSWAY - RTE 135)



SITE MAP		
NWIRP BETHPAGE GM-38 AREA BETHPAGE, NEW YORK		
H&S Environmental, Inc. 160 East Main Street, Suite 2F, Westborough, MA 01581		
SCALE SEE BARSCALE	DATE 4/12/2012	FIGURE 3

Legend

- Monitoring Well (Monitored by Navy)
- Monitoring Well (Monitored by Northrop Grumman)
- ⊠ Recovery Well
- ⊠ Injection Well
- J Estimated value
- ND Not Detected above laboratory method detection limit
- DCE Dichloroethene
- PCE Tetrachloroethane
- TCE Trichloroethane
- VC Vinyl Chloride

Notes:
All concentrations reported in µg/L.

RW3-MW4		6/7/2012	
cis-1,2-DCE	ND		
PCE	ND		
TCE	5.4		
VC	ND		

RW3-MW3		6/7/2012	
cis-1,2-DCE	1.4 J		
PCE	ND		
TCE	285		
VC	ND		

RW3-MW1		6/7/2012	
cis-1,2-DCE	0.39 J		
PCE	0.33 J		
TCE	42.5		
VC	ND		

RW3-MW2		6/7/2012	
cis-1,2-DCE	1.5		
PCE	ND		
TCE	209		
VC	ND		

RW2-MW1		6/6/2012	
cis-1,2-DCE	0.32 J		
PCE	ND		
TCE	9.0		
VC	ND		

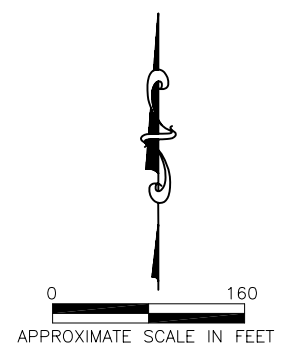
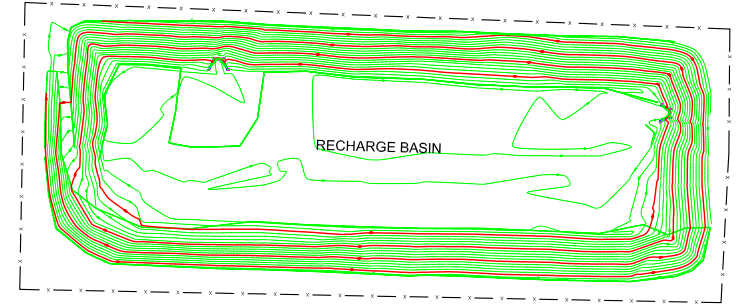
TP-01		6/7/2012	
cis-1,2-DCE	29.9		
PCE	6.0		
TCE	40.4		
VC	ND		

RW1-MW3		6/7/2012	
cis-1,2-DCE	0.33 J		
PCE	0.30 J		
TCE	1.3		
VC	ND		

RW-3		4/4/2012		5/3/2012		6/6/2012	
cis-1,2-DCE	1.3 J		1.8		1.4 J		
PCE	ND		0.29 J		3.4 J		
TCE	311		276		296		
VC	ND		ND		ND		

RW1-MW1		6/6/2012		6/6/2012 - DUP	
cis-1,2-DCE	165		145		
PCE	ND		ND		
TCE	107		102		
VC	ND		ND		

RW-1		4/4/2012		5/3/2012		6/6/2012	
cis-1,2-DCE	25.7		40.3		39.3		
PCE	41.2		79.6		76		
TCE	226		279		308		
VC	2.0 J		3.4		2.1		



**2nd QUARTER 2012
GROUNDWATER ANALYTICAL MAP
SELECT VOC CONCENTRATIONS**

**NWIRP BETHPAGE GM-38 AREA
BETHPAGE, NEW YORK**

H&S Environmental, Inc.
160 East Main Street, Suite 2F, Westborough, MA 01581

SCALE	DATE	FIGURE	
SEE BARSCALE	10/26/2012	4	

Figure 5
GM-38 Area Groundwater Remediation
Naval Weapons Industrial Reserve Plant - Bethpage, NY
Groundwater Concentration Trends of Select VOCs
RW1

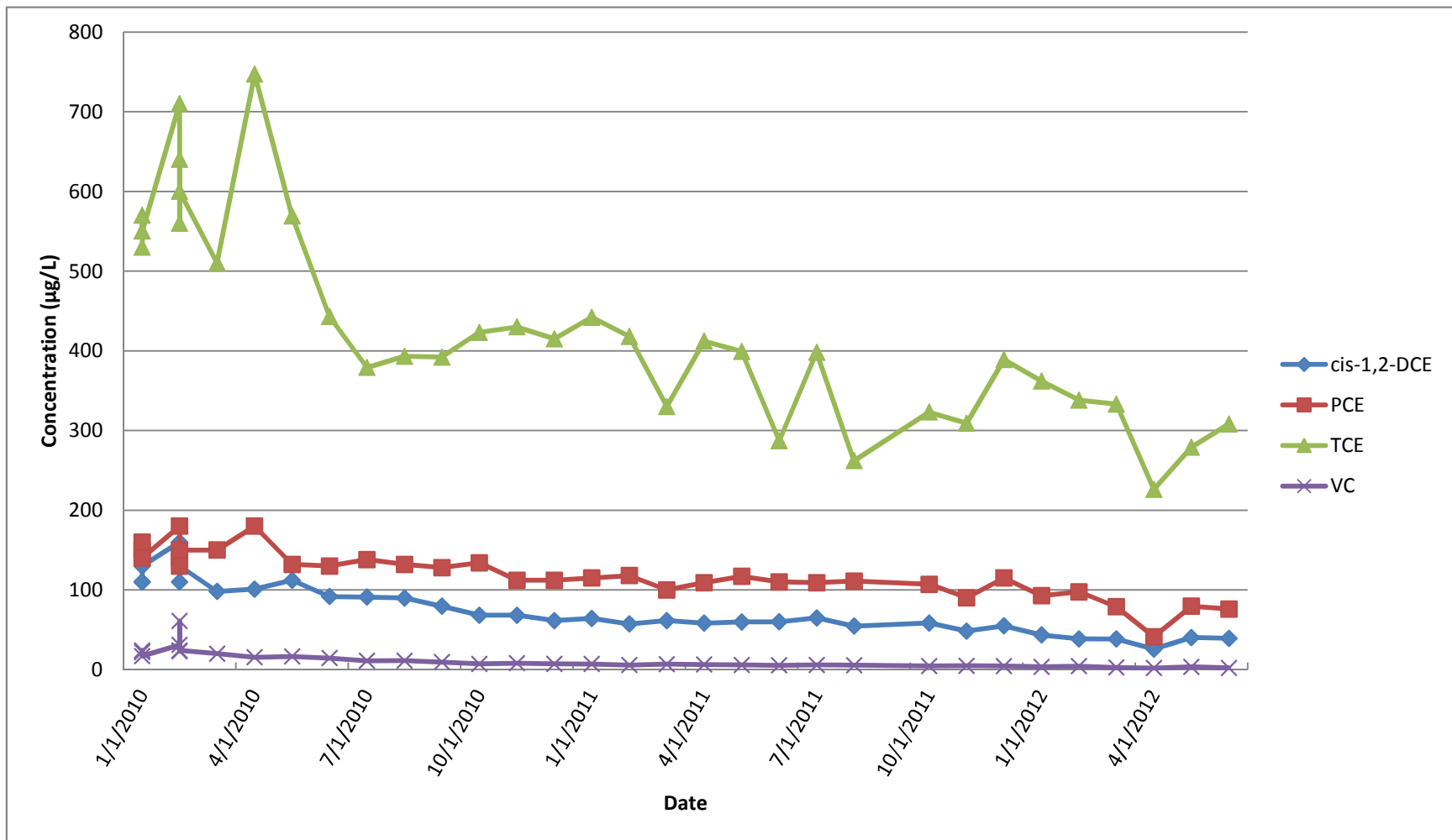


Figure 6
GM-38 Area Groundwater Remediation
Naval Weapons Industrial Reserve Plant - Bethpage, NY
Groundwater Concentration Trends of Select VOCs
RW3

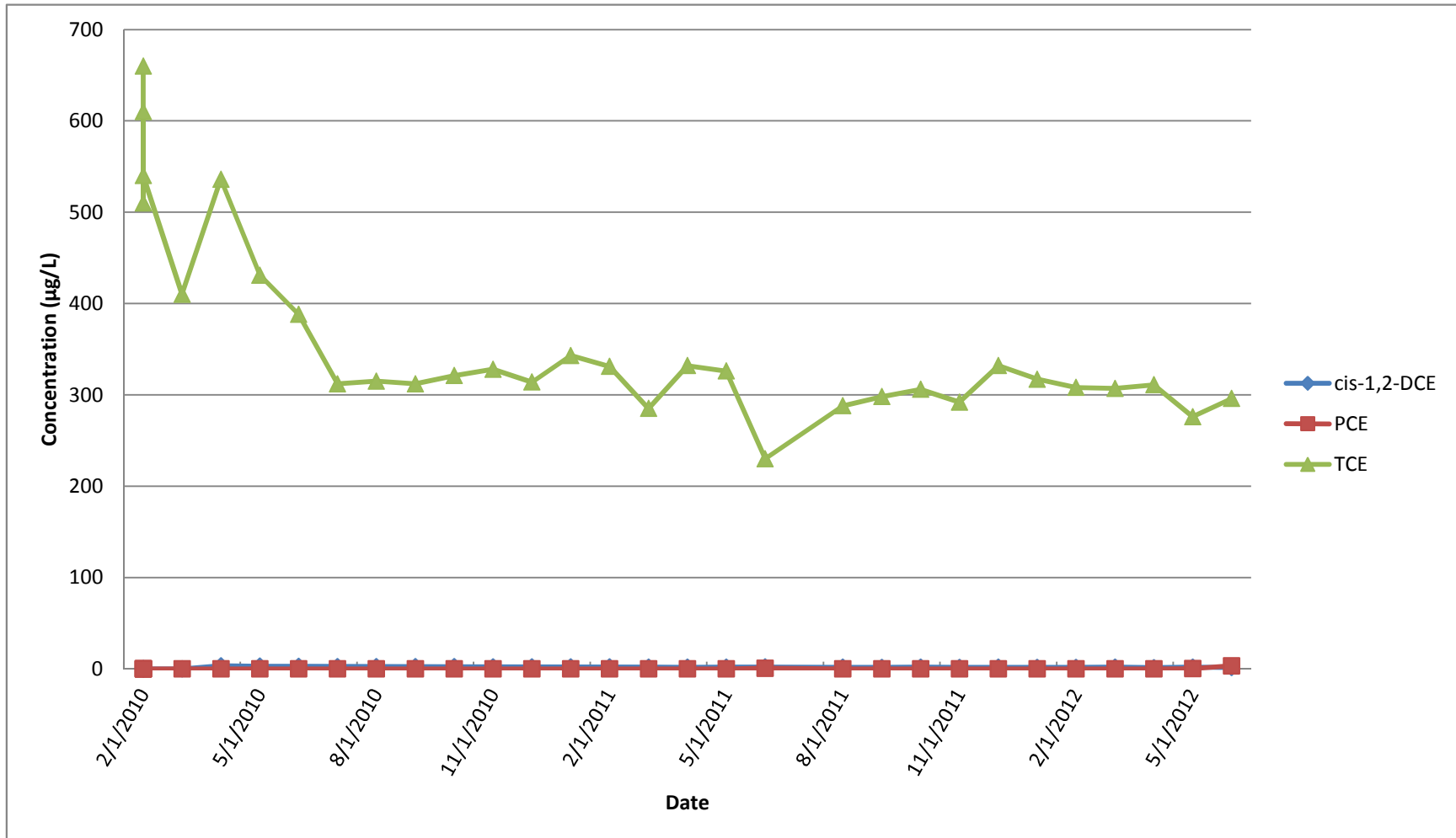


Figure 7
GM-38 Area Groundwater Remediation
Naval Weapons Industrial Reserve Plant - Bethpage, NY
Groundwater Concentration Trends of Select VOCs
RW1-MW1

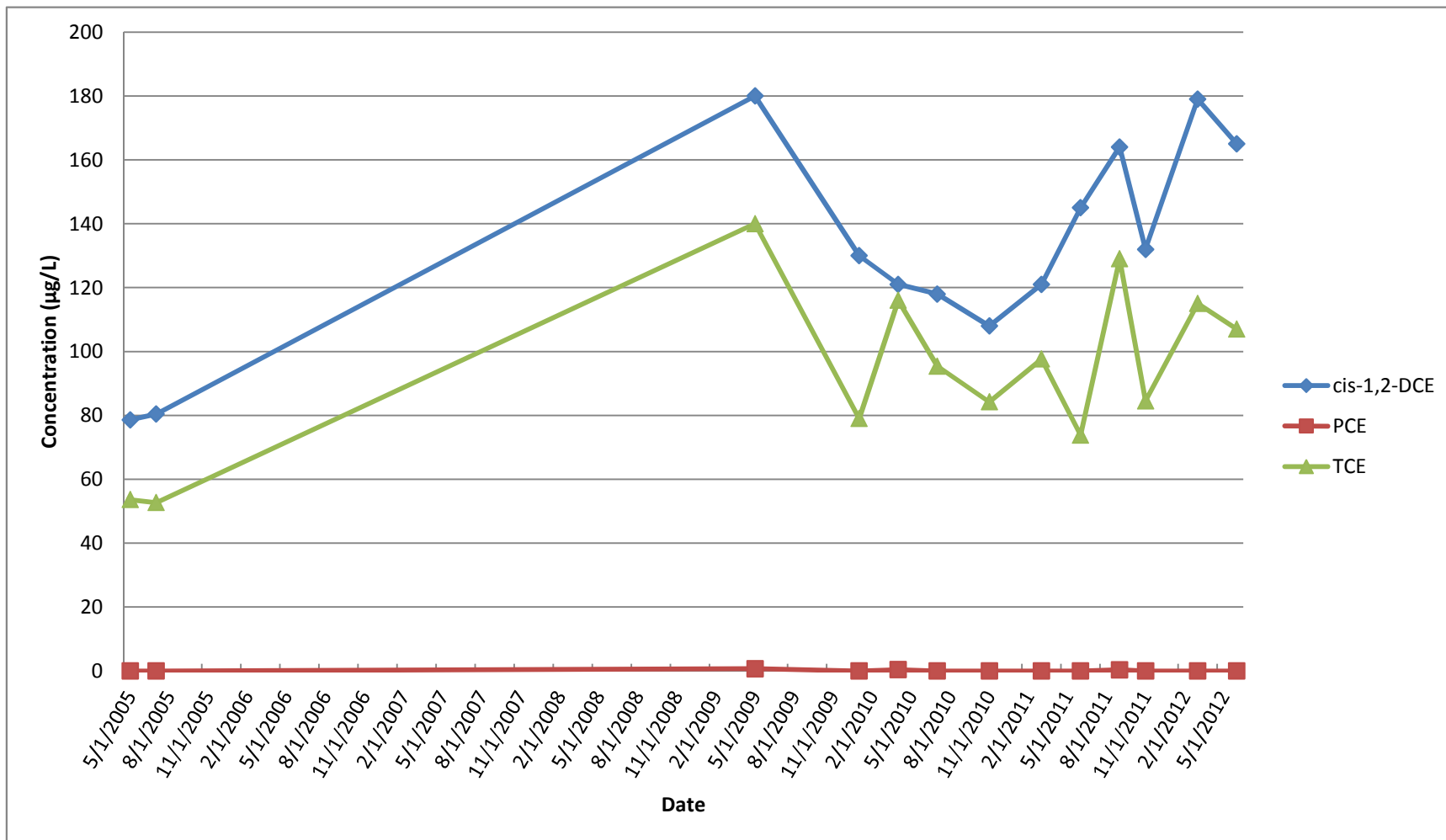


Figure 8
GM-38 Area Groundwater Remediation
Naval Weapons Industrial Reserve Plant - Bethpage, NY
Groundwater Concentration Trends of Select VOCs
RW1-MW3

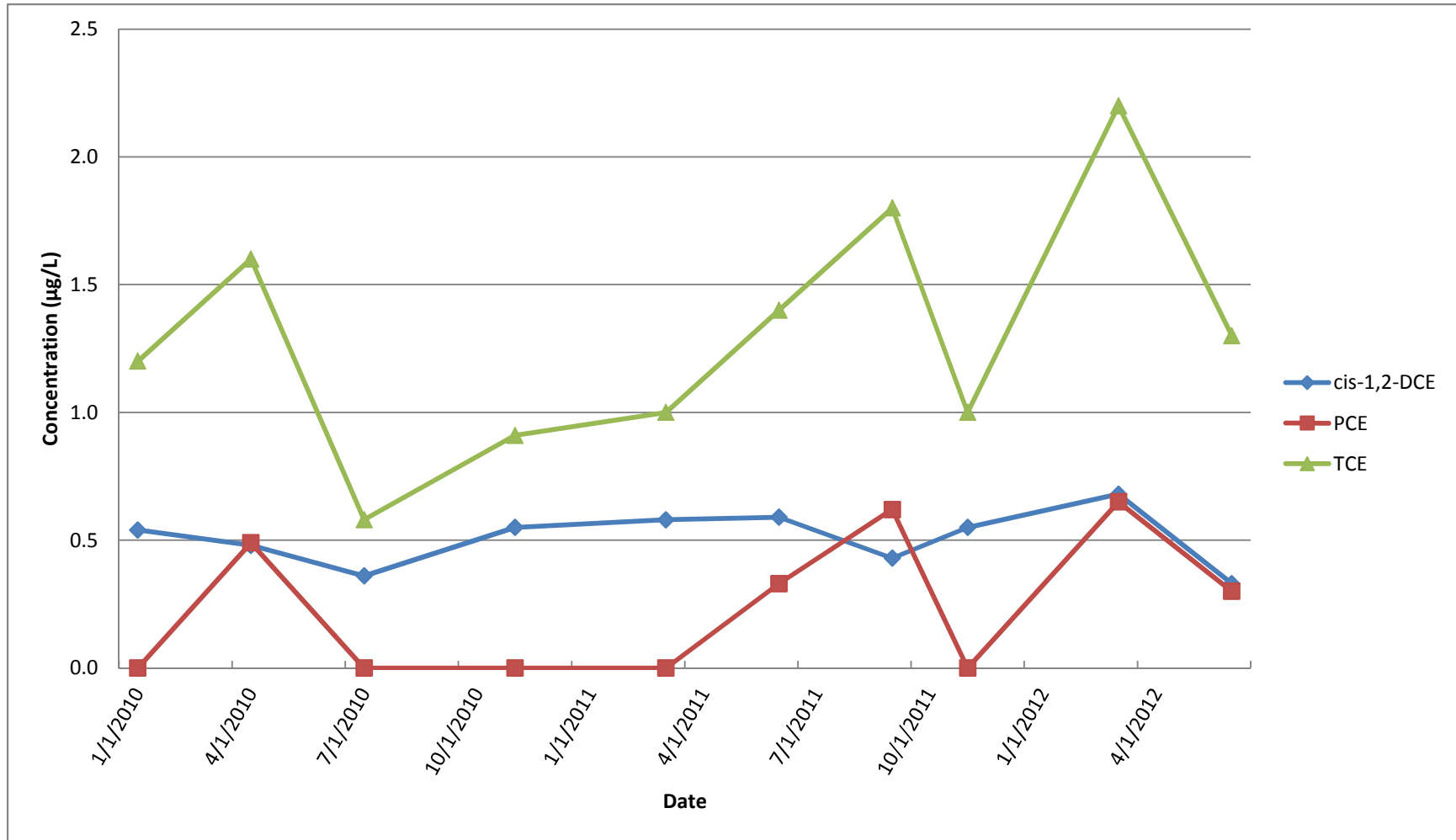


Figure 9
GM-38 Area Groundwater Remediation
Naval Weapons Industrial Reserve Plant - Bethpage, NY
Groundwater Concentration Trends of Select VOCs
RW2-MW1

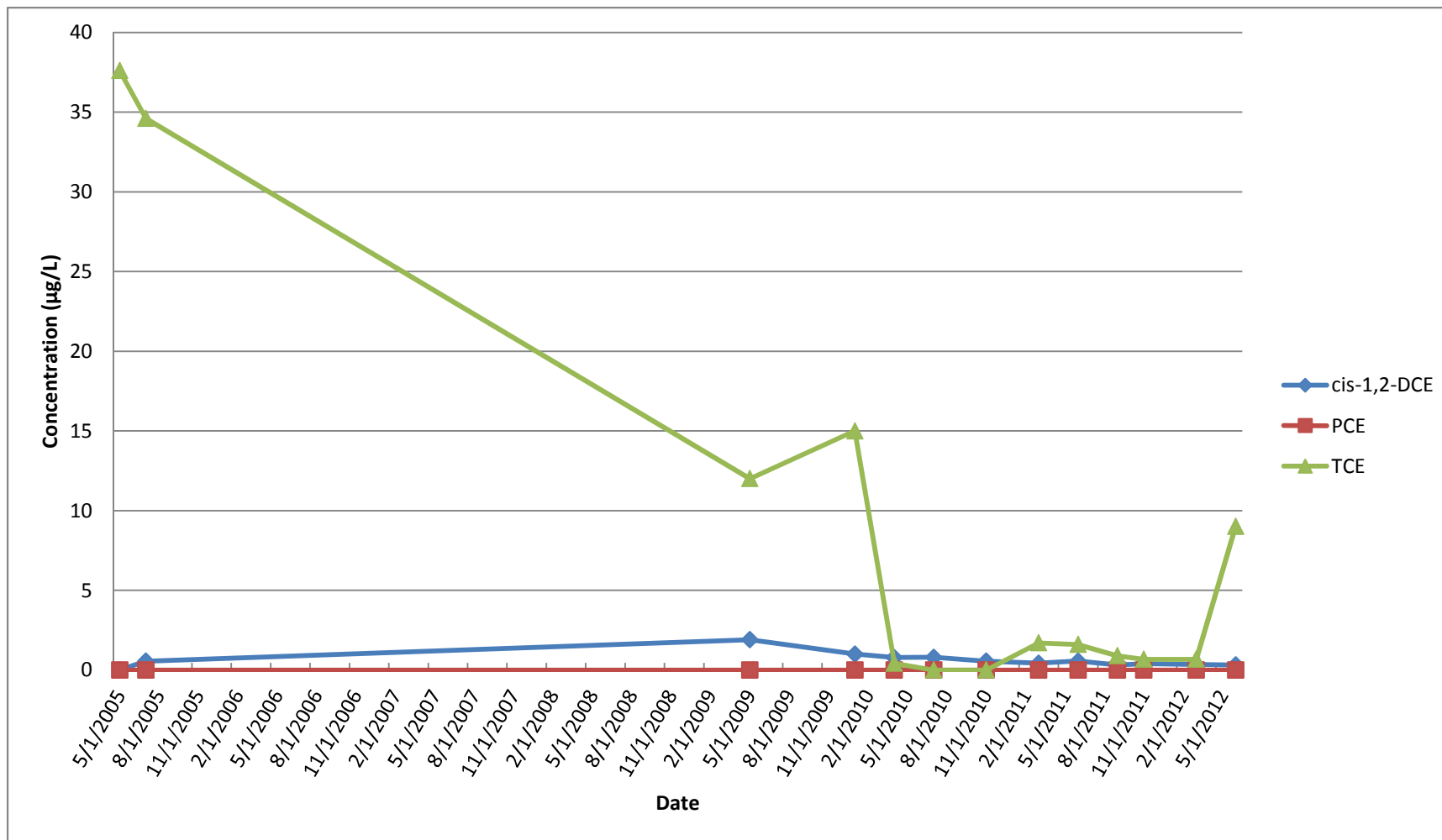


Figure 10
GM-38 Area Groundwater Remediation
Naval Weapons Industrial Reserve Plant - Bethpage, NY
Groundwater Concentration Trends of Select VOCs
RW3-MW1

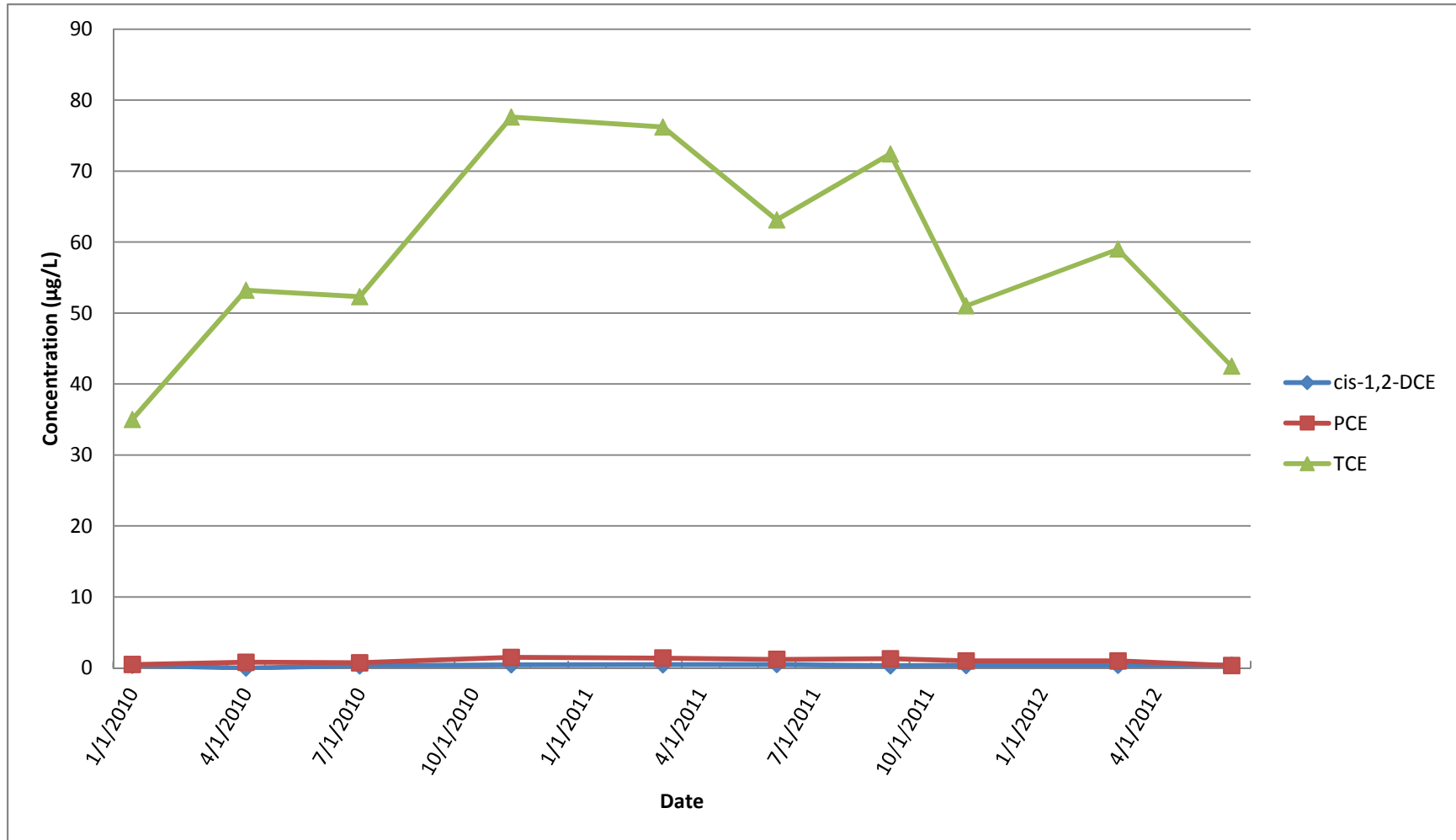


Figure 11
GM-38 Area Groundwater Remediation
Naval Weapons Industrial Reserve Plant - Bethpage, NY
Groundwater Concentration Trends of Select VOCs
RW3-MW2

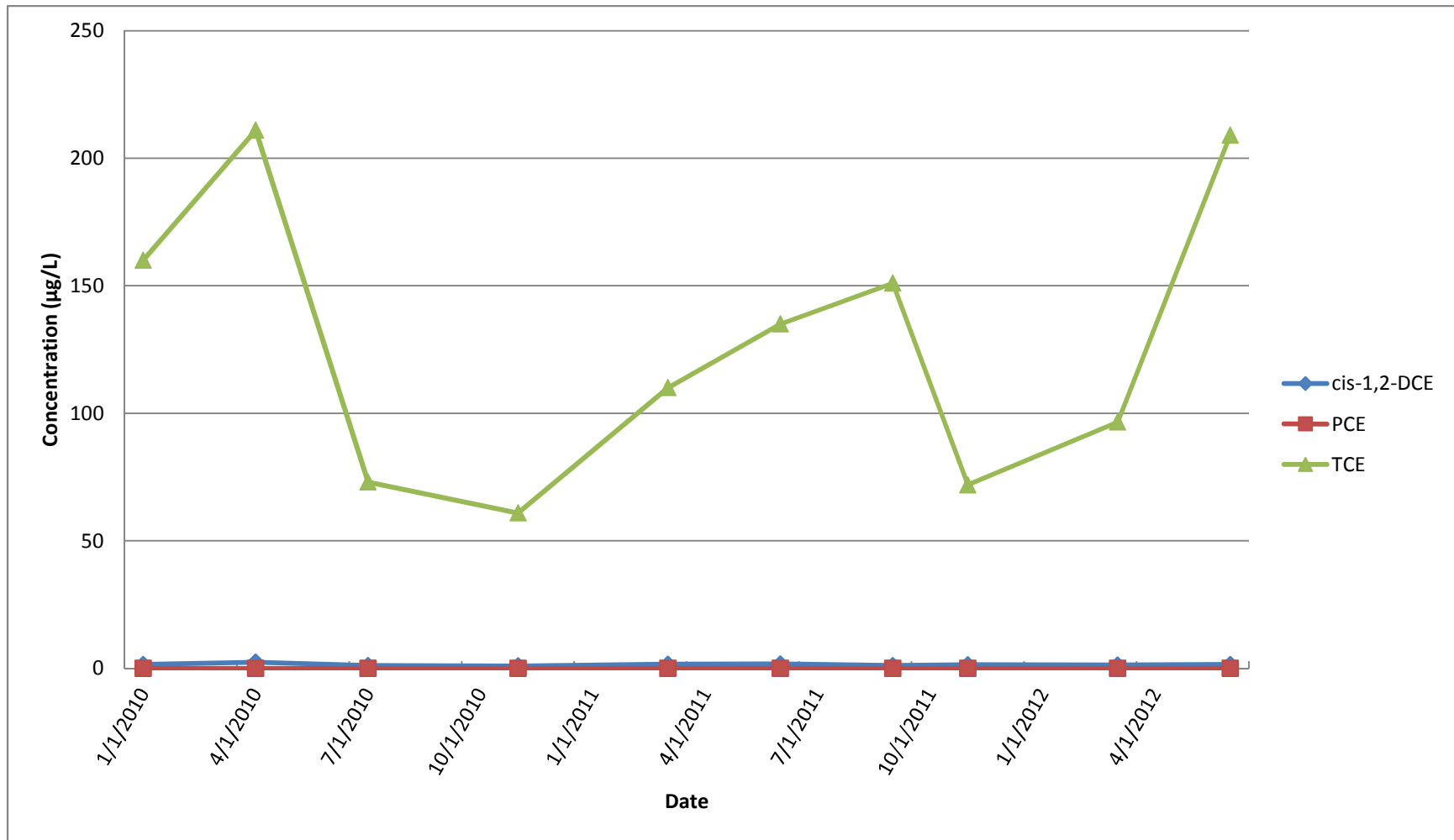


Figure 12
GM-38 Area Groundwater Remediation
Naval Weapons Industrial Reserve Plant - Bethpage, NY
Groundwater Concentration Trends of Select VOCs

RW3-MW3

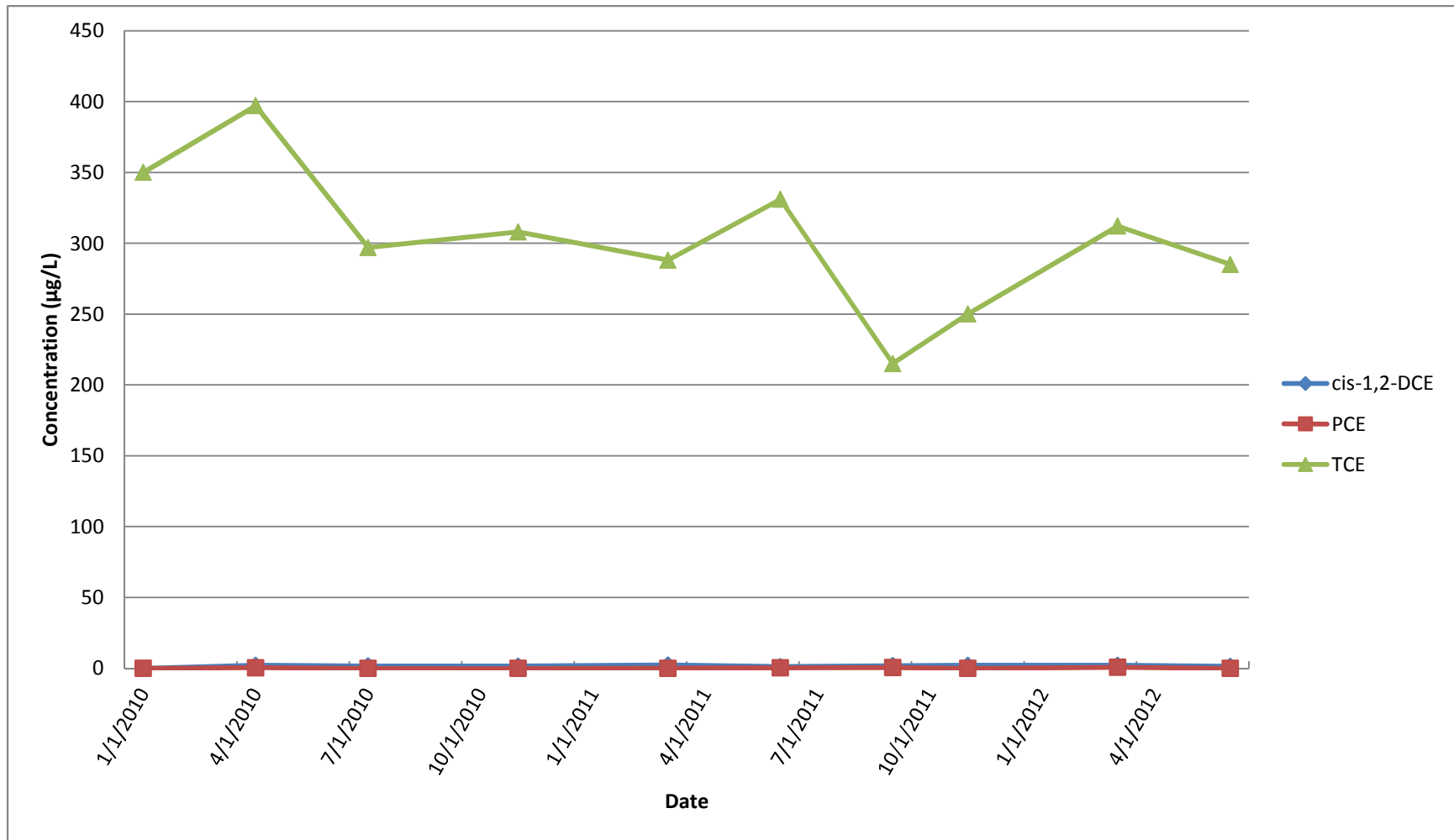


Figure 13
GM-38 Area Groundwater Remediation
Naval Weapons Industrial Reserve Plant - Bethpage, NY
Groundwater Concentration Trends of Select VOCs
RW3-MW4

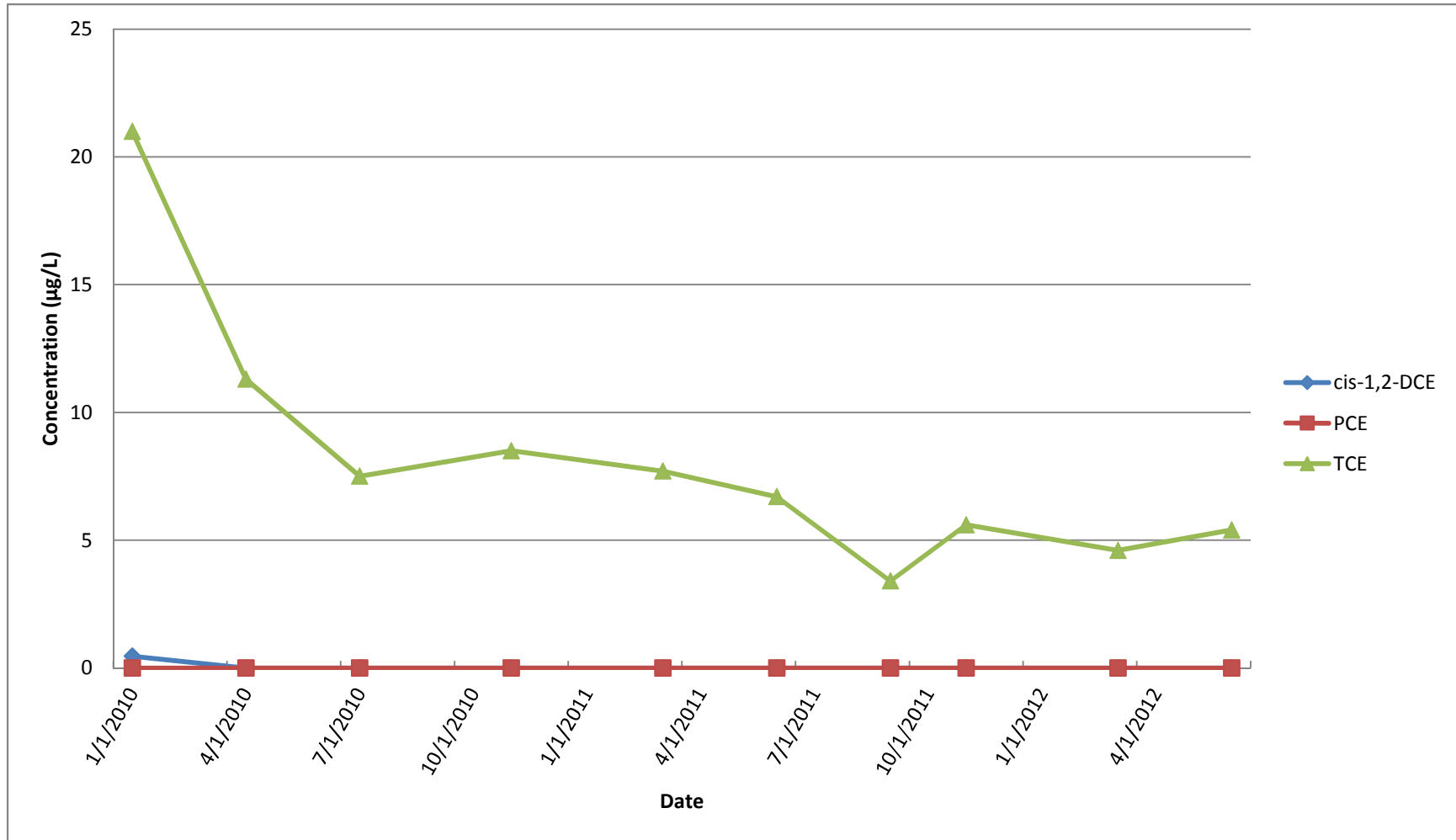
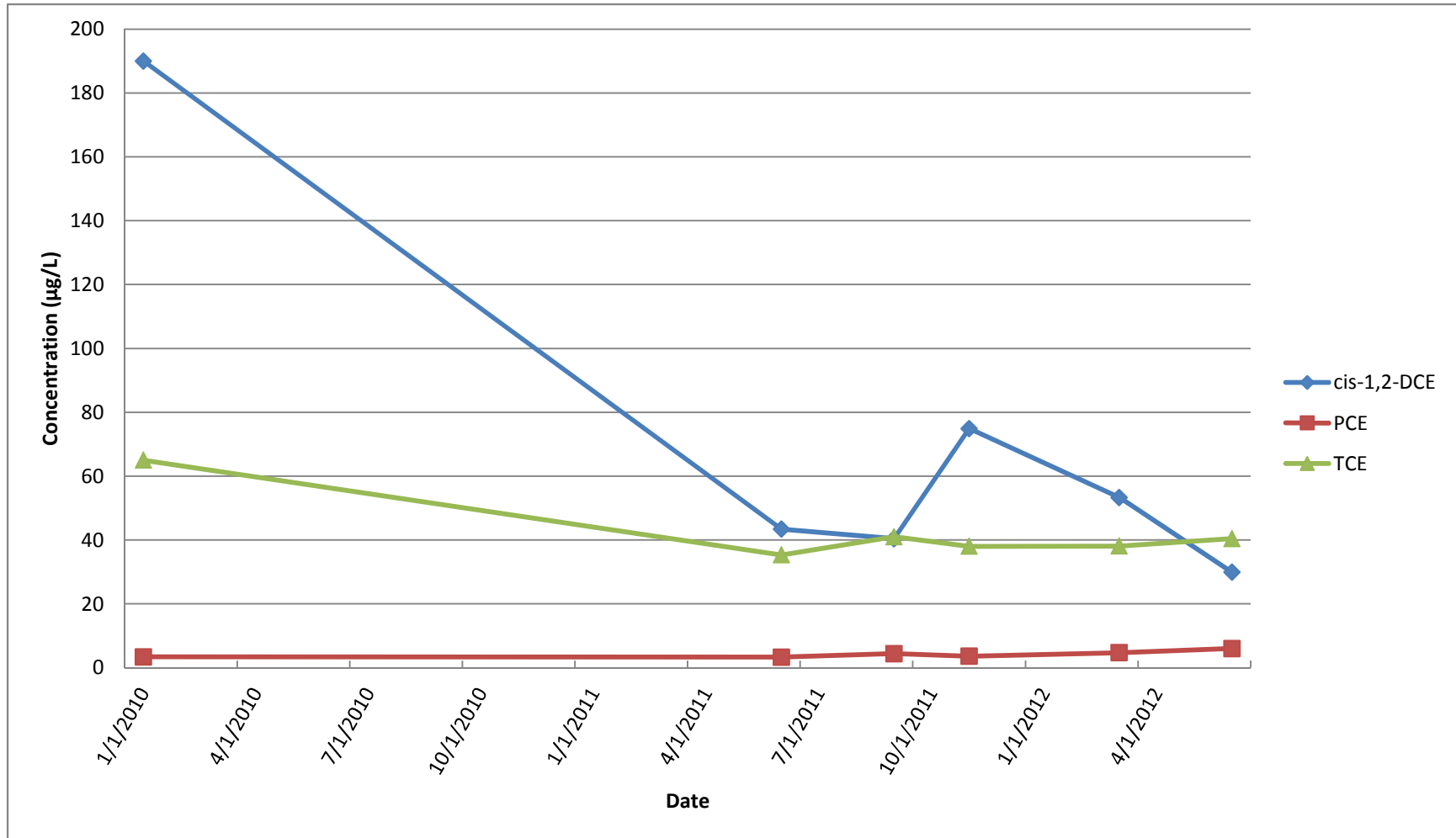


Figure 14
GM-38 Area Groundwater Remediation
Naval Weapons Industrial Reserve Plant - Bethpage, NY
Groundwater Concentration Trends of Select VOCs
TP-01



APPENDIX A

**NYSDEC EFFLUENT LIMITATIONS AND MONITORING
REQUIREMENTS AND MONTHLY DMRS**

New York State Department of Environmental Conservation


Division of Water

Bureau of Water Permits, 4th Floor

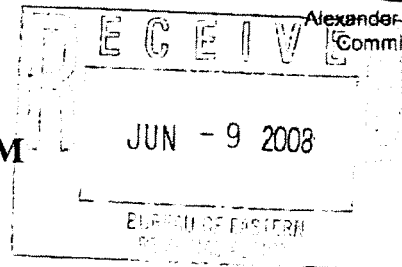
625 Broadway, Albany, New York 12233-3505

Phone: (518) 402-8111 • FAX: (518) 402-9029

Website: www.dec.state.ny.us



Alexander-B. Grannis
Commissioner



MEMORANDUM

TO: Steven Scharf, DER

FROM: Jean Occidental, DOW, Bureau of Water Permits JO

SUBJECT: Naval Weapons Industrial Reserve Plant (NWIRP); DER Site # 1-01-001

DRAINAGE BASIN: na

DATE: June 6, 2008

In response to your request and the permittee's SPDES Permit Equivalent Application dated April 27, 2008, attached is the effluent criteria for the above noted groundwater remediation discharge.

The Division of Water does not have any regulatory authority over a discharge from a State, PRP, or Federal Superfund Site. The Division of Environmental Remediation will be responsible for ensuring compliance with the attached effluent criteria and approval of all engineering submissions. Additional Condition (1) identifies the contact to send all effluent results, engineering submissions, and modification requests. The Regional Water Engineer should be kept appraised of the status of these discharges and, in accordance with the attached criteria, receive a copy of the effluent results for informational purposes.

If you have any questions, please call me at (518) 402-8116.

Attachment

cc: (w/att) RWE, Region 1
 C. Webber
 BWP Permit Coordinator

Naval Weapons Industrial Reserve Plant

DER site # 1-01-001

Page 1 of 2

EFFLUENT LIMITATIONS AND MONITORING REQUIREMENTS

During the period beginning: April 1, 2009and lasting until: April 1, 2014

the discharges from the treatment facility to Groundwater shall be limited and monitored by the operator as specified below:

Outfall and Parameters	Limitations		Units	Minimum Monitoring Requirements	
	Daily Avg.	Daily Max.		Measurement Frequency	Sample Type
Treated Groundwater Remediation Discharge from: Recovery Wells 1, 2, and 3					
Flow	Monitor	1100	GPM	Continuous	Recorder
pH (range)	5.5 - 8.5		SU	Weekly	Grab
1,1-Dichloroethane	NA	5	µg/l	Monthly ¹	Grab
1,2-Dichloroethane	NA	0.6	µg/l	Monthly ¹	Grab
1,1-Dichloroethene	NA	5	µg/l	Monthly ¹	Grab
cis-1,2-Dichloroethene	NA	5	µg/l	Monthly ¹	Grab
trans-1,2-Dichloroethene	NA	5	µg/l	Monthly ¹	Grab
Tetrachloroethene	NA	5	µg/l	Monthly ¹	Grab
1,1,1-Trichloroethane	NA	5	µg/l	Monthly ¹	Grab
Trichloroethene	NA	5	µg/l	Monthly ¹	Grab
Vinyl chloride	NA	2	µg/l	Monthly ¹	Grab
Mercury	NA	0.25	µg/l	Monthly ¹	Grab

Footnotes:

- (1) The minimum measurement frequency shall be monthly following a period of 24 consecutive weekly sampling events showing no exceedances of the stated discharge limitations.

Naval Weapons Industrial Reserve Plant

DER site # 1-01-001

Page 1 of 2

Additional Conditions:

- (1) Discharge is not authorized until such time as an engineering submission showing the method of treatment is approved by the Department. The discharge rate may not exceed the effective or design treatment system capacity. All monitoring data, engineering submissions and modification requests must be submitted to:

Steven Scharf
Division of Environmental Remediation
NYSDEC, 625 Broadway
Albany, NY 12233-7015
Phone: (518) 402-9620

With a copy sent to:

Regional Water Engineer
NYSDEC - Region 1
Building 40, SUNY Campus
Stony Brook, New York 11790-2356
Phone: (631) 444-0354

- (2) Only site generated wastewater is authorized for treatment and discharge.
- (3) Authorization to discharge is valid only for the period noted above but may be renewed if appropriate. A request for renewal must be received 6 months prior to the expiration date to allow for a review of monitoring data and reassessment of monitoring requirements.
- (4) Any use of corrosion/scale inhibitors, biocidal-type compounds, or other water treatment chemicals used in the treatment process must be approved by the department prior to use.
- (5) This discharge and administration of this discharge must comply with the substantive requirements of 6NYCRR Part 750.

APRIL 2012



9 May 2012

Mr. Steven Scharf
New York State Department of Environmental Conservation
Division of Environmental Remediation
Remedial Action, Bureau A
625 Broadway
Albany, NY 12233-7015

**Subject: GROUNDWATER DISCHARGE MONITORING/AIR EMISSION REPORT
GM-38 AREA, NWIRP BETHPAGE, NY; DER SITE # 1-30-003B-OU 2
APRIL 2012 REPORTING PERIOD**

Dear Mr. Scharf:

H&S Environmental, Inc. (H&S) is submitting this monthly monitoring report of the groundwater discharge and air emission results for the Groundwater Treatment Plant (GWTP) located at the Former Naval Industrial Reserve Plant (NWIRP), Bethpage, NY, GM-38 Area. This report was prepared in accordance with GWTP operational requirements for DER Site # 1-30-003B-OU 2. H&S assumed operational responsibility of the GWTP on 1 June 2011. GWTP operational data from 1 April 2012 to 30 April 2012 are included in Attachment A. All constituents were within permit limitations during this reporting period.

Please contact Ms. Jennifer Good or myself at 508-366-7442 with any questions or concerns you may have regarding this report.

Sincerely,
H&S Environmental, Inc.

Patrick Schauble, P.E.
Senior Project Manager

Attachment A: Groundwater and Air Sampling Results from March 2012

Cc: Jean Occidental - NYSDEC Division of Water
William Spitz - NYSDEC – Region 1 Water Engineer
Gerard Ennis - Nassau County Department of Public Works
Richard Pfaender - Town of Oyster Bay
Lora Fly - NAVFAC Mid-Atlantic RPM
Al Taormina – H&S
GM-38 Copy

ATTACHMENT A
GROUNDWATER AND AIR SAMPLING RESULTS
APRIL 2012

**GM-38 Area Groundwater Remediation
Groundwater Treatment Plant
Naval Weapons Industrial Reserve Plant - Bethpage, NY
Discharge Monitoring Report
April 2012**

SPDES Parameters	April 2012					
Process Stream	Daily Treated Effluent Maximum	Units	RW-1	RW-3	Combined Influent ⁽¹⁾ (RW-1 + RW-3)	Treated Effluent
Well Depth	N/A	ft	500	500	500	N/A
Screened Interval	N/A	ft	470-500	470-500	470-500	N/A
Sampling Date	N/A		4/4/12			
Average Flowrate	1100	GPM	775	201	976	976
Total Flow	N/A	gallons	33,460,450	8,672,050	42,132,500	42,168,983
pH	5.5 - 8.5	SU	6.10	6.15	6.11	7.70
Carbon Tetrachloride	NA	µg/L	ND	ND	ND	ND
1,1-Dichloroethane	5	µg/L	ND	ND	ND	ND
1,2-Dichloroethane	0.6	µg/L	ND	ND	ND	ND
1,1-Dichloroethene	5	µg/L	2.5 J	ND	2.0 J	ND
cis 1,2-Dichloroethene	5	µg/L	25.7	1.3 J	20.7 J	0.87 J
trans 1,2-Dichloroethene	5	µg/L	ND	ND	ND	ND
Tetrachloroethene	5	µg/L	41.2	ND	32.7	ND
1,1,1-Trichloroethene	5	µg/L	3.6 J	ND	2.9 J	ND
Trichloroethene	5	µg/L	226	311	243	0.59 J
Vinyl Chloride	2	µg/L	2.0 J	ND	1.6 J	ND
Mercury	0.25	µg/L	ND	ND	ND	ND
Total Suspended Solids (TSS)	N/A	mg/L	ND	ND	ND	ND

Notes:

J - Estimated result between laboratory method detection limit and reporting limit

ND - Not detected above laboratory method detection limit

N/A - Not Applicable

(1) Influent concentrations presented are the weighted average concentrations of RW-1 and RW-3.

**GM-38 Area Groundwater Remediation
Groundwater Treatment Plant
Naval Weapons Industrial Reserve Plant - Bethpage, NY
Air Sampling Results
April 2012**

DAR Parameters	Units	SGC	April 2012	
			Influent	Effluent
Process Stream				
Sampling Date	N/A	N/A	4/7/12	
Average Flowrate	CFM	N/A	NR	8,360
Total Flow	ft ³	N/A	NR	361,144,800
Total Flow	m ³	N/A	NR	10,226,482
1,2-Dichloroethane	µg/m ³	N/A	4.7 J	ND
cis 1,2-Dichloroethene	µg/m ³	N/A	330	ND
trans 1,2-Dichloroethene	µg/m ³	N/A	5.8 J	ND
1,2-Dichloroethene (total)	µg/m ³	N/A	340	ND
Toluene	µg/m ³	37,000	5.6 J	0.40 J
Total Xylene	µg/m ³	4,300	13	ND
1,1,2-Trichloroethane	µg/m ³	N/A	ND	ND
Trichloroethene	µg/m ³	14,000	4000	7.6
Vinyl Chloride	µg/m ³	180,000	18	ND
Tetrachloroethene	µg/m ³	1,300	1000	2.6 J

Notes:

CFM - cubic feet per minute

DAR - Division of Air Resources

J - Estimated result between laboratory method detection limit and reporting limit

N/A - Not Applicable

NR - Not recorded

SGC - Short-term Guideline Concentration

**GM-38 Area Groundwater Remediation
Groundwater Treatment Plant
Naval Weapons Industrial Reserve Plant - Bethpage, NY
Controlled Stack Emissions
April 2012**

DAR Parameters	Units	Discharge Goal	April 2012
Sampling Date	N/A	N/A	4/7/12
Average Flowrate	CFM	N/A	8,360
Total Flow	ft ³	N/A	361,144,800
Total Flow	m ³	N/A	10,226,482
Trichloroethene	lb/hr	0.09	0.00023
Vinyl Chloride	lb/hr	0.01	0.00000
1,2 Dichloroethene	lb/hr	0.03	0.00000
1,2-Dichloroethane	lb/hr	BRT	0.00000
Toluene	lb/hr	BRT	0.00001
Total Xylene	lb/hr	BRT	0.00000
1,1,2-Trichloroethane	lb/hr	BRT	0.00000
Tetrachloroethene	lb/hr	0.02	0.00008

Notes:

BRT - below reporting thresholds

CFM - cubic feet per minute

DAR - Division of Air Resources

N/A - Not Applicable

MAY 2012



11 June 2012

Mr. Steven Scharf
New York State Department of Environmental Conservation
Division of Environmental Remediation
Remedial Action, Bureau A
625 Broadway
Albany, NY 12233-7015

**Subject: GROUNDWATER DISCHARGE MONITORING/AIR EMISSION REPORT
GM-38 AREA, NWIRP BETHPAGE, NY; DER SITE # 1-30-003B-OU 2
MAY 2012 REPORTING PERIOD**

Dear Mr. Scharf:

H&S Environmental, Inc. (H&S) is submitting this monthly monitoring report of the groundwater discharge and air emission results for the Groundwater Treatment Plant (GWTP) located at the Former Naval Industrial Reserve Plant (NWIRP), Bethpage, NY, GM-38 Area. This report was prepared in accordance with GWTP operational requirements for DER Site # 1-30-003B-OU 2. H&S assumed operational responsibility of the GWTP on 1 June 2011. GWTP operational data from 1 May 2012 to 31 May 2012 are included in Attachment A. All constituents were within permit limitations during this reporting period.

Please contact me at 508-366-7442 with any questions or concerns you may have regarding this report.

Sincerely,
H&S Environmental, Inc.

Jennifer Good, P.G.
Project Manager

Attachment A: Groundwater and Air Sampling Results from March 2012

Cc: Jean Occidental - NYSDEC Division of Water
William Spitz - NYSDEC – Region 1 Water Engineer
Gerard Ennis - Nassau County Department of Public Works
Richard Pfaender - Town of Oyster Bay
Lora Fly - NAVFAC Mid-Atlantic RPM
Al Taormina – H&S
GM-38 Copy

ATTACHMENT A
GROUNDWATER AND AIR SAMPLING RESULTS
MAY 2012

**GM-38 Area Groundwater Remediation
Groundwater Treatment Plant
Naval Weapons Industrial Reserve Plant - Bethpage, NY
Discharge Monitoring Report
May 2012**

SPDES Parameters	May 2012					
Process Stream	Daily Treated Effluent Maximum	Units	RW-1	RW-3	Combined Influent ⁽¹⁾ (RW-1 + RW-3)	Treated Effluent
Well Depth	N/A	ft	500	500	500	N/A
Screened Interval	N/A	ft	470-500	470-500	470-500	N/A
Sampling Date	N/A		5/3/12			
Average Flowrate	1100	GPM	777	193	971	971
Total Flow	N/A	gallons	34,832,050	8,661,350	43,493,400	43,524,850
pH	5.5 - 8.5	SU	6.12	6.17	6.13	7.58
Carbon Tetrachloride	NA	µg/L	0.34 J	ND	0.27 J	ND
1,1-Dichloroethane	5	µg/L	2.8	2.5	2.7	ND
1,2-Dichloroethane	0.6	µg/L	0.46 J	ND	0.37 J	ND
1,1-Dichloroethene	5	µg/L	5.9	1.6	4.7	ND
cis 1,2-Dichloroethene	5	µg/L	40.3	1.8	32.6	1.0
trans 1,2-Dichloroethene	5	µg/L	0.56 J	ND	0.45 J	ND
Tetrachloroethene	5	µg/L	79.6	0.29 J	63.8 J	ND
1,1,1-Trichloroethene	5	µg/L	4.7	0.92 J	3.9 J	ND
Trichloroethene	5	µg/L	279	276	278	0.69 J
Vinyl Chloride	2	µg/L	3.4	ND	2.7	ND
Mercury	0.25	µg/L	ND	ND	ND	ND
Total Suspended Solids (TSS)	N/A	mg/L	ND	5	1	ND

Notes:

J - Estimated result between laboratory method detection limit and reporting limit

ND - Not detected above laboratory method detection limit

N/A - Not Applicable

(1) Influent concentrations presented are the weighted average concentrations of RW-1 and RW-3.

**GM-38 Area Groundwater Remediation
Groundwater Treatment Plant
Naval Weapons Industrial Reserve Plant - Bethpage, NY
Air Sampling Results
May 2012**

DAR Parameters	Units	SGC	May 2012	
			Influent	Effluent
Process Stream				
Sampling Date	N/A	N/A	5/4/12	
Average Flowrate	CFM	N/A	NR	8,245
Total Flow	ft ³	N/A	NR	368,036,509
Total Flow	m ³	N/A	NR	10,421,633
1,2-Dichloroethane	µg/m ³	N/A	7.2 J	ND
cis 1,2-Dichloroethene	µg/m ³	N/A	340	ND
trans 1,2-Dichloroethene	µg/m ³	N/A	ND	ND
1,2-Dichloroethene (total)	µg/m ³	N/A	340	ND
Toluene	µg/m ³	37,000	4.1 J	ND
Total Xylene	µg/m ³	4,300	4.1 J	ND
1,1,2-Trichloroethane	µg/m ³	N/A	ND	ND
Trichloroethene	µg/m ³	14,000	3900	6.0
Vinyl Chloride	µg/m ³	180,000	19	ND
Tetrachloroethene	µg/m ³	1,300	830	ND

Notes:

CFM - cubic feet per minute

DAR - Division of Air Resources

J - Estimated result between laboratory method detection limit and reporting limit

N/A - Not Applicable

NR - Not recorded

SGC - Short-term Guideline Concentration

**GM-38 Area Groundwater Remediation
Groundwater Treatment Plant
Naval Weapons Industrial Reserve Plant - Bethpage, NY
Controlled Stack Emissions
May 2012**

DAR Parameters	Units	Discharge Goal	May 2012
Sampling Date	N/A	N/A	5/4/12
Average Flowrate	CFM	N/A	8,245
Total Flow	ft ³	N/A	368,036,509
Total Flow	m ³	N/A	10,421,633
Trichloroethene	lb/hr	0.09	0.00019
Vinyl Chloride	lb/hr	0.01	0.00000
1,2 Dichloroethene	lb/hr	0.03	0.00000
1,2-Dichloroethane	lb/hr	BRT	0.00000
Toluene	lb/hr	BRT	0.00000
Total Xylene	lb/hr	BRT	0.00000
1,1,2-Trichloroethane	lb/hr	BRT	0.00000
Tetrachloroethene	lb/hr	0.02	0.00000

Notes:

BRT - below reporting thresholds

CFM - cubic feet per minute

DAR - Division of Air Resources

N/A - Not Applicable

JUNE 2012



11 July 2012

Mr. Steven Scharf
New York State Department of Environmental Conservation
Division of Environmental Remediation
Remedial Action, Bureau A
625 Broadway
Albany, NY 12233-7015

**Subject: GROUNDWATER DISCHARGE MONITORING/AIR EMISSION REPORT
GM-38 AREA, NWIRP BETHPAGE, NY; DER SITE # 1-30-003B-OU 2
JUNE 2012 REPORTING PERIOD**

Dear Mr. Scharf:

H&S Environmental, Inc. (H&S) is submitting this monthly monitoring report of the groundwater discharge and air emission results for the Groundwater Treatment Plant (GWTP) located at the Former Naval Industrial Reserve Plant (NWIRP), Bethpage, NY, GM-38 Area. This report was prepared in accordance with GWTP operational requirements for DER Site # 1-30-003B-OU 2. H&S assumed operational responsibility of the GWTP on 1 June 2011. GWTP operational data from 1 June 2012 to 30 June 2012 are included in Attachment A. All constituents were within permit limitations during this reporting period.

Please contact me at 508-366-7442 with any questions or concerns you may have regarding this report.

Sincerely,
H&S Environmental, Inc.

Jennifer Good, P.G.
Project Manager

Attachment A: Groundwater and Air Sampling Results from June 2012

Cc: Jean Occidental - NYSDEC Division of Water
William Spitz - NYSDEC – Region 1 Water Engineer
Gerard Ennis - Nassau County Department of Public Works
Richard Pfaender - Town of Oyster Bay
Lora Fly - NAVFAC Mid-Atlantic RPM
Al Taormina – H&S
GM-38 Copy

ATTACHMENT A
GROUNDWATER AND AIR SAMPLING RESULTS
JUNE 2012

**GM-38 Area Groundwater Remediation
Groundwater Treatment Plant
Naval Weapons Industrial Reserve Plant - Bethpage, NY
Discharge Monitoring Report
June 2012**

SPDES Parameters	June 2012					
Process Stream	Daily Treated Effluent Maximum	Units	RW-1	RW-3	Combined Influent ⁽¹⁾ (RW-1 + RW-3)	Treated Effluent
Well Depth	N/A	ft	445	530	N/A	N/A
Screened Interval	N/A	ft bgs	335-395 410-430	392-412 442-504	N/A	N/A
Sampling Date	N/A		6/6/12			
Average Flowrate	1100	GPM	749	189	938	931
Total Flow	N/A	gallons	32,367,233	8,146,767	40,514,000	40,217,533
pH	5.5 - 8.5	SU	6.44	6.53	6.46	7.31
Carbon Tetrachloride	NA	µg/L	0.41 J	ND	0.33 J	ND
1,1-Dichloroethane	5	µg/L	2.1	1.8 J	2.0 J	ND
1,2-Dichloroethane	0.6	µg/L	ND	ND	ND	ND
1,1-Dichloroethene	5	µg/L	5.7	1.3 J	4.8 J	ND
cis 1,2-Dichloroethene	5	µg/L	39.3	1.4 J	31.7 J	0.70 J
trans 1,2-Dichloroethene	5	µg/L	0.47 J	ND	0.38 J	ND
Tetrachloroethene	5	µg/L	76.0	3.4 J	61.4 J	ND
1,1,1-Trichloroethene	5	µg/L	6.1	ND	4.9	ND
Trichloroethene	5	µg/L	308	296	306	1.7
Vinyl Chloride	2	µg/L	2.1	ND	1.7	ND
Mercury	0.25	µg/L	ND	ND	ND	ND
Total Suspended Solids (TSS)	N/A	mg/L	ND	ND	ND	ND

Notes:

J - Estimated result between laboratory method detection limit and reporting limit

ND - Not detected above laboratory method detection limit

N/A - Not Applicable

(1) Influent concentrations presented are the weighted average concentrations of RW-1 and RW-3.

**GM-38 Area Groundwater Remediation
Groundwater Treatment Plant
Naval Weapons Industrial Reserve Plant - Bethpage, NY
Air Sampling Results
June 2012**

DAR Parameters	Units	SGC	June 2012	
			Influent	Effluent
Process Stream				
Sampling Date	N/A	N/A	6/7/12	
Average Flowrate	CFM	N/A	NR	8,347
Total Flow	ft ³	N/A	NR	360,597,600
Total Flow	m ³	N/A	NR	10,210,987
1,2-Dichloroethane	µg/m ³	N/A	4.8 J	ND
cis 1,2-Dichloroethene	µg/m ³	N/A	400	ND
trans 1,2-Dichloroethene	µg/m ³	N/A	7.9 J	ND
1,2-Dichloroethene (total)	µg/m ³	N/A	400	ND
Toluene	µg/m ³	37,000	5.4 J	ND
Total Xylene	µg/m ³	4,300	ND	ND
1,1,2-Trichloroethane	µg/m ³	N/A	ND	ND
Trichloroethene	µg/m ³	14,000	3400	ND
Vinyl Chloride	µg/m ³	180,000	20	ND
Tetrachloroethene	µg/m ³	1,300	860	ND

Notes:

CFM - cubic feet per minute

DAR - Division of Air Resources

J - Estimated result between laboratory method detection limit and reporting limit

N/A - Not Applicable

NR - Not recorded

SGC - Short-term Guideline Concentration

**GM-38 Area Groundwater Remediation
Groundwater Treatment Plant
Naval Weapons Industrial Reserve Plant - Bethpage, NY
Controlled Stack Emissions
June 2012**

DAR Parameters	Units	Discharge Goal	June 2012
Sampling Date	N/A	N/A	6/7/12
Average Flowrate	CFM	N/A	8,347
Total Flow	ft ³	N/A	360,597,600
Total Flow	m ³	N/A	10,210,987
Trichloroethene	lb/hr	0.09	0.00000
Vinyl Chloride	lb/hr	0.01	0.00000
1,2 Dichloroethene	lb/hr	0.03	0.00000
1,2-Dichloroethane	lb/hr	BRT	0.00000
Toluene	lb/hr	BRT	0.00000
Total Xylene	lb/hr	BRT	0.00000
1,1,2-Trichloroethane	lb/hr	BRT	0.00000
Tetrachloroethene	lb/hr	0.02	0.00000

Notes:

BRT - below reporting thresholds

CFM - cubic feet per minute


DAR - Division of Air Resources

N/A - Not Applicable

APPENDIX B

NYSDEC AIR PERMIT EQUIVALENT APPROVAL

New York State Department of Environmental Conservation
Division of Environmental Remediation
Bureau of Remedial Action A
625 Broadway, 11th Floor
Albany, New York 12233-7015
Phone: (518) 402-9625 • Fax: (518) 402-9022
Website: www.dec.state.ny.us



Alexander P.
Grannis
Commissioner

July 24, 2009

Lora Fly, Project Manager
Naval Facilities Engineering Command-Midlant
9742 Maryland Avenue
Norfolk, VA 23511-3095

RE: Naval Weapons Industrial Research Plant(NWIRP)
Site-Bethpage, NYSDEC No. 1-30-003B.
Grumman Aerospace Site, NYSDEC Site No. 1-30-003A

Dear Ms. Fly:

Tetra Tech FW, on behalf of the Department of the Navy (Navy), has submitted the enclosed New York State Department of Environmental Conservation (NYSDEC) Division of Air Resources (DAR) Air Permit Application as a permit equivalent. This DAR Air permit equivalent is for the air stripper discharge at the GM 38 Area groundwater remediation system, Near Broadway and North Herman Avenue in Bethpage, NY. The NYSDEC Division of Environmental Remediation (DER) has reviewed the permit equivalent and, by means of this letter approves the GM 38 Area remedy air discharge for immediate operation.

The GM 38 Area remedial system utilizes the best available control technology (BACT) with activated carbon followed by potassium permanganate impregnated zeolite resin. The air discharge will be periodically monitored at start up and will be added for routine monitoring in the operation, maintenance and monitoring (OMM) plan, to be submitted shortly for Departmental review.

If you have any questions, please contact me at your earliest convenience at (518)402-9620.

Sincerely,

Steven M. Scharf, P.E.
Project Engineer
Division of Environmental Remediation
Bureau of Remedial Action A

Enclosure
ec/w/enc:

J. Swartwout/S. Scharf/File
W. Parish, Region 1 NYSDEC
A. J. Shah, region 1 NYSDEC
S. Patselos, Tetra Tech FW
J. Cofman, Northrop Grumman]

docs: Region 1, Nassau, Oyster Bay (T): Grumman Aerospace 130003A-OU2-OMM and NWIRP Bethpage 130003B-OU2-OMM

New York State Department of Environmental Conservation Air Permit Application



DEC ID									
-									

APPLICATION ID									
-							/		

OFFICE USE ONLY									

Section I - Certification

Title V Certification	
I certify under penalty of law that this document and all attachments were prepared under my direction or supervision in accordance with a system designed to assure that qualified personnel properly gather and evaluate the information submitted. Based on my inquiry of the person or persons directly responsible for gathering the information [required pursuant to 6 NYCRR 201-6.3(d)] I believe the information is, true, accurate and complete. I am aware that there are significant penalties for submitting false information, including the possibility of fines and imprisonment for knowing violations.	
Responsible Official	Title
Signature	Date ____ / ____ / ____

State Facility Certification	
I certify that this facility will be operated in conformance with all provisions of existing regulations.	
Responsible Official	Title
Signature	Date ____ / ____ / ____

Section II - Identification Information

Title V Facility Permit <u>N/A</u>	<input type="checkbox"/> New	<input type="checkbox"/> Significant Modification	<input type="checkbox"/> Administrative Amendment	State Facility Permit <u>N/A</u>	<input type="checkbox"/> New	<input type="checkbox"/> Modification
<input type="checkbox"/> Renewal	<input type="checkbox"/> Minor Modification	General Permit Title: _____		General Permit Title: _____		
<input checked="" type="checkbox"/> Application involves construction of new facility			<input type="checkbox"/> Application involves construction of new emission unit(s)			

Owner/Firm			
Name <u>US Navy/NAVFAC Midlant</u>			
Street Address <u>9742 Maryland Ave, Bldg Z-144</u>			
City <u>Norfolk</u>	State <u>VA</u>	Country <u>US</u>	Zip <u>23511-3095</u>
Owner Classification <input checked="" type="checkbox"/> Federal		<input type="checkbox"/> State <input type="checkbox"/> Municipal	
<input type="checkbox"/> Corporation/Partnership		<input type="checkbox"/> Individual	
Taxpayer ID [] [] [] [] [] [] [] [] [] []			
Facility			<input type="checkbox"/> Confidential
Name <u>Naval Weapons Industrial Reserve Plant (NWIRP) GM-38 Area</u>			
Location Address <u>Bethpage</u>			
<input type="checkbox"/> City / <input checked="" type="checkbox"/> Town / <input type="checkbox"/> Village <u>Oyster Bay, New York</u>			Zip <u>11714</u>
Project Description			<input type="checkbox"/> Continuation Sheet(s)
<u>Air stripping of groundwater to remove VOCs</u>			

Owner/Firm Contact Mailing Address			
Name (Last, First, Middle Initial) <u>Fly, Lora</u>		Phone No. (757)444-0781	
Affiliation <u>Department of the Navy</u>		Title <u>Remedial PM</u>	
Street Address <u>9742 Maryland Ave. Bldg Z-144</u>		Fax No. ()	
City <u>Norfolk</u>	State <u>VA</u>	Country <u>US</u>	Zip <u>23511-3095</u>
Facility Contact Mailing Address			
Name (Last, First, Middle Initial) <u>Same</u>		Phone No. ()	
Affiliation		Title	
Street Address		Fax No. ()	
City	State	Country	Zip

New York State Department of Environmental Conservation
Air Permit Application



DEC ID									
-									

Section III - Facility Information

Classification					
<input type="checkbox"/> Hospital	<input type="checkbox"/> Residential	<input type="checkbox"/> Educational/Institutional	<input type="checkbox"/> Commercial	<input checked="" type="checkbox"/> Industrial	<input type="checkbox"/> Utility

Affected States (Title V Only) N/A					
<input type="checkbox"/> Vermont	<input type="checkbox"/> Massachusetts	<input type="checkbox"/> Rhode Island	<input type="checkbox"/> Pennsylvania	Tribal Land: _____	
<input type="checkbox"/> New Hampshire	<input type="checkbox"/> Connecticut	<input type="checkbox"/> New Jersey	<input type="checkbox"/> Ohio	Tribal Land: _____	

SIC Codes									
9999									

Facility Description		<input type="checkbox"/> Continuation Sheet(s)
Groundwater Remediation by Air Stripping followed by Vapor-Phase GAC for emission control		

Compliance Statements (Title V Only) N/A	
<p>I certify that as of the date of this application the facility is in compliance with all applicable requirements: <input type="checkbox"/> YES <input type="checkbox"/> NO</p> <p>If one or more emission units at the facility are not in compliance with all applicable requirements at the time of signing this application (the 'NO' box must be checked), the noncomplying units must be identified in the "Compliance Plan" block on page 8 of this form along with the compliance plan information required. For all emission units at this facility that are operating <u>in compliance</u> with all applicable requirements complete the following:</p> <ul style="list-style-type: none"> <input type="checkbox"/> This facility will continue to be operated and maintained in such a manner as to assure compliance for the duration of the permit, except those units referenced in the compliance plan portion of Section IV of this application. <input type="checkbox"/> For all emission units, subject to any applicable requirements that will become effective during the term of the permit, this facility will meet all such requirements on a timely basis. <input type="checkbox"/> Compliance certification reports will be submitted at least once a year. Each report will certify compliance status with respect to each requirement, and the method used to determine the status. 	

Facility Applicable Federal Requirements N/A										<input type="checkbox"/> Continuation Sheet(s)
Title	Type	Part	Sub Part	Section	Sub Division	Paragraph	Sub Paragraph	Clause	Sub Clause	
	CERCLA	all substantive requirements								

Facility State Only Requirements										<input type="checkbox"/> Continuation Sheet(s)
Title	Type	Part	Sub Part	Section	Sub Division	Paragraph	Sub Paragraph	Clause	Sub Clause	

New York State Department of Environmental Conservation
Air Permit Application



DEC ID									
-									

Section IV - Emission Unit Information

Emission Unit Description										<input type="checkbox"/> Continuation Sheet(s)
EMISSION UNIT	0	-	0	0	E	U	1			
Air Stripper AS-1 for groundwater remediation, provided with activated carbon for emission control.										
The emission point is stack 00ST-1. The 2-stage VGAC is followed by a 3rd vessel containing a potassium permanganate zeolite media for increased VC capacity.										

Building					<input type="checkbox"/> Continuation Sheet(s)	
Building	Building Name			Length (ft)	Width (ft)	Orientation
BLDG-1	Treatment Plant			75	75	0

Emission Point							<input type="checkbox"/> Continuation Sheet(s)
EMISSION PT.	00ST1						
Ground Elev. (ft)	Height (ft)	Height Above Structure (ft)	Inside Diameter (in)	Exit Temp. (°F)	Cross Section		
90	40	15	36	80	Length (in)	Width (in)	
Exit Velocity (FPS)	Exit Flow (ACFM)	NYTM (E) (KM)	NYTM (N) (KM)	Building	Distance to Property Line (ft)	Date of Removal	
19	8020			BLDG-1	50		
EMISSION PT.							
Ground Elev. (ft)	Height (ft)	Height Above Structure (ft)	Inside Diameter (in)	Exit Temp. (°F)	Cross Section		
					Length (in)	Width (in)	
Exit Velocity (FPS)	Exit Flow (ACFM)	NYTM (E) (KM)	NYTM (N) (KM)	Building	Distance to Property Line (ft)	Date of Removal	

Emission Source/Control								<input type="checkbox"/> Continuation Sheet(s)
Emission Source		Date of Construction	Date of Operation	Date of Removal	Control Type		Manufacturer's Name/Model No.	
ID	Type				Code	Description		
AS-1	I				048	Granular Act. Carbon	Air Stripping Column	
Design Capacity	Design Capacity Units			Waste Feed		Waste Type		
	Code	Description		Code	Description	Code	Description	
Emission Source		Date of Construction	Date of Operation	Date of Removal	Control Type		Manufacturer's Name/Model No.	
ID	Type				Code	Description		
Design Capacity	Design Capacity Units			Waste Feed		Waste Type		
	Code	Description		Code	Description	Code	Description	

New York State Department of Environmental Conservation
Air Permit Application



DEC ID									
-									

Section IV - Emission Unit Information (continued)

Process Information										<input type="checkbox"/> Continuation Sheet(s)	
EMISSION UNIT 0 - 00 E U 1								PROCESS		PR 1	
Description											
The remedial system is air stripping, using a packed column at a groundwater flow rate of 1,100 gpm (plus 100 gpm recycle, for a total of 1,200 gpm). Vapor phase treatment includes the use of 3 vessels, a 2-stage GAC unit, followed by a 3rd vessel containing a potassium permanganate impregnated zeolite for increased VC capacity. Prior to entering the vapor-phase GAC adsorption system, the humidity of the air stripper exhaust is reduced to approximately 50 percent or less to optimize the efficiency of the vapor-phase GAC.											
Air Stripper AS-1: Existing. Type: Vertical, Cylindrical Construction: Aluminum											
Packing: 25-foot Jaeger Tripack. Dimensions: 10.0 ft. Dia x 47 ft. H											
Source Classification Code (SCC)		Total Thruput		Thruput Quantity Units							
		Quantity/Hr	Quantity/Yr	Code	Description						
<input type="checkbox"/> Confidential <input checked="" type="checkbox"/> Operating at Maximum Capacity <input type="checkbox"/> Activity with Insignificant Emissions		Operating Schedule		Building		Floor/Location					
		Hrs/Day	Days/Yr								
		24	365	BLDG-1		Main					
Emission Source/Control Identifier(s)											
AS-1											
EMISSION UNIT -								PROCESS			
Description											
Source Classification Code (SCC)		Total Thruput		Thruput Quantity Units							
		Quantity/Hr	Quantity/Yr	Code	Description						
<input type="checkbox"/> Confidential <input type="checkbox"/> Operating at Maximum Capacity <input type="checkbox"/> Activity with Insignificant Emissions		Operating Schedule		Building		Floor/Location					
		Hrs/Day	Days/Yr								
Emission Source/Control Identifier(s)											

New York State Department of Environmental Conservation
Air Permit Application



DEC ID									
-									

Section IV - Emission Unit Information (continued)

Emission Unit	Emission Point	Process	Emission Source	Emission Unit Applicable Federal Requirements										<input type="checkbox"/> Continuation Sheet(s)	
				Title	Type	Part	Sub Part	Section	Sub Division	Parag.	Sub Parag.	Clause	Sub Clause		
-															
-															
-															
-															

Emission Unit	Emission Point	Process	Emission Source	Emission Unit State Only Requirements										<input type="checkbox"/> Continuation Sheet(s)	
				Title	Type	Part	Sub Part	Section	Sub Division	Parag.	Sub Parag.	Clause	Sub Clause		
-															
-															
-															
-															

Emission Unit Compliance Certification											<input type="checkbox"/> Continuation Sheet(s)
Rule Citation											
Title	Type	Part	Sub Part	Section	Sub Division	Paragraph	Sub Paragraph	Clause	Sub Clause		
6	NYCRR	212									
<input checked="" type="checkbox"/> Applicable Federal Requirement				<input type="checkbox"/> State Only Requirement				<input type="checkbox"/> Capping			
Emission Unit	Emission Point	Process	Emission Source	CAS No.			Contaminant Name				
0-00EU1	00ST1	PR1	AS-1	00079 - 01 - 6			Trichloroethylene				
Monitoring Information											
<input type="checkbox"/> Continuous Emission Monitoring				<input type="checkbox"/> Monitoring of Process or Control Device Parameters as Surrogate							
<input checked="" type="checkbox"/> Intermittent Emission Testing				<input type="checkbox"/> Work Practice Involving Specific Operations							
<input type="checkbox"/> Ambient Air Monitoring				<input type="checkbox"/> Record Keeping/Maintenance Procedures							
Description											
Monthly grab samples analyzed for VOCs from the vapor phase treatment system influent, effluent and two intermediate locations.											
Work Practice		Process Material					Reference Test Method				
Type	Code	Description									
Parameter		Manufacturer Name/Model No.									
Code	Description										
23	Concentration										
Limit			Limit Units								
Upper	Lower	Code	Description								
3,125		255	micrograms per cubic meter								
Averaging Method			Monitoring Frequency			Reporting Requirements					
Code	Description	Code	Description	Code	Description						
01	Instantaneous	05	Monthly	10	Upon Request						

New York State Department of Environmental Conservation
Air Permit Application



DEC ID									
-									

Section IV - Emission Unit Information (continued)

Determination of Non-Applicability (Title V Only) N/A <input type="checkbox"/> Continuation Sheet(s)										
Rule Citation										
Title	Type	Part	Sub Part	Section	Sub Division	Paragraph	Sub Paragraph	Clause	Sub Clause	
Emission Unit		Emission Point		Process	Emission Source		<input type="checkbox"/> Applicable Federal Requirement <input type="checkbox"/> State Only Requirement			
Description										
Rule Citation										
Title	Type	Part	Sub Part	Section	Sub Division	Paragraph	Sub Paragraph	Clause	Sub Clause	
Emission Unit		Emission Point		Process	Emission Source		<input type="checkbox"/> Applicable Federal Requirement <input type="checkbox"/> State Only Requirement			
Description										
Process Emissions Summary <input type="checkbox"/> Continuation Sheet(s)										
EMISSION UNIT	0 - 0 0 E U 1						PROCESS	P	R	1
CAS No.	Contaminant Name			% Thruput	% Capture	% Control	ERP (lbs/hr)	ERP How Determined		
0079 - 01 - 6	Trichloroethylene					95	1.87	02		
PTE			Standard Units	PTE How Determined		Actual				
(lbs/hr)	(lbs/yr)	(standard units)				(lbs/hr)	(lbs/yr)			
0.09	99			02						
EMISSION UNIT	0 - 0 0 E U 1						PROCESS	P	R	1
CAS No.	Contaminant Name			% Thruput	% Capture	% Control	ERP (lbs/hr)	ERP How Determined		
00075 - 01 - 4	Vinyl Chloride					95	0.17	03		
PTE			Standard Units	PTE How Determined		Actual				
(lbs/hr)	(lbs/yr)	(standard units)				(lbs/hr)	(lbs/yr)			
0.01	3.7			02						
EMISSION UNIT	0 - 0 0 E U 1						PROCESS	P	R	1
CAS No.	Contaminant Name			% Thruput	% Capture	% Control	ERP (lbs/hr)	ERP How Determined		
000540 - 59 - 0	1,2-Dichloroethylene					95	0.6	02		
PTE			Standard Units	PTE How Determined		Actual				
(lbs/hr)	(lbs/yr)	(standard units)				(lbs/hr)	(lbs/yr)			
0.03	7.3			02						

New York State Department of Environmental Conservation
Air Permit Application



DEC ID									
-									

Section IV - Emission Unit Information (continued)

EMISSION UNIT		Emission Unit Emissions Summary				<input type="checkbox"/> Continuation Sheet(s)
0	-	0	0	E	U	1
CAS No.		Contaminant Name				
00107- 06 - 2		1,2-Dichloroethane				
ERP (lbs/yr)	PTE Emissions		Actual			
	(lbs/hr)	(lbs/yr)	(lbs/hr)	(lbs/yr)		
13.4	Below Reporting Threshold BRT					
CAS No.		Contaminant Name				
00108 - 88 - 3		Toluene				
ERP (lbs/yr)	PTE Emissions		Actual			
	(lbs/hr)	(lbs/yr)	(lbs/hr)	(lbs/yr)		
72.7	BRT		BRT			
CAS No.		Contaminant Name				
01330- 20 - 7		Xylene				
ERP (lbs/yr)	PTE Emissions		Actual			
	(lbs/hr)	(lbs/yr)	(lbs/hr)	(lbs/yr)		
77.1	BRT		BRT			
CAS No.		Contaminant Name				
-		1,1,2-Trichloroethane				
ERP (lbs/yr)	PTE Emissions		Actual			
	(lbs/hr)	(lbs/yr)	(lbs/hr)	(lbs/yr)		
	BRT		BRT			

Compliance Plan													<input type="checkbox"/> Continuation Sheet(s)
For any emission units which are <u>not in compliance</u> at the time of permit application, the applicant shall complete the following													
Consent Order			Certified progress reports are to be submitted every 6 months beginning ____ / ____ / ____										
Emission Unit	Process	Emission Source	Applicable Federal Requirement										
			Title	Type	Part	Sub Part	Section	Sub Division	Parag.	Sub Parag.	Clause	Sub Clause	
Remedial Measure / Intermediate Milestones										R/I	Date Scheduled		

New York State Department of Environmental Conservation
Air Permit Application



DEC ID											
-											

Section IV - Emission Unit Information (continued)

Request for Emission Reduction Credits										<input type="checkbox"/> Continuation Sheet(s)	
EMISSION UNIT -											
Emission Reduction Description											
Contaminant Emission Reduction Data											
Baseline Period ____ / ____ / ____ to ____ / ____ / ____						Reduction					
						Date		Method			
						/ /					
CAS No.			Contaminant Name			ERC (lbs/yr)					
-			-			Netting			Offset		
-			-								
-			-								
Facility to Use Future Reduction											
Name						APPLICATION ID					
						- / -					
Location Address											
<input type="checkbox"/> City / <input type="checkbox"/> Town / <input type="checkbox"/> Village						State		Zip			

Use of Emission Reduction Credits										<input type="checkbox"/> Continuation Sheet(s)	
EMISSION UNIT -											
Proposed Project Description											
Contaminant Emissions Increase Data											
CAS No.			Contaminant Name			PEP (lbs/yr)					
-			-								
Statement of Compliance											
<input type="checkbox"/> All facilities under the ownership of this "ownership/firm" are operating in compliance with all applicable requirements and state regulations including any compliance certification requirements under Section 114(a)(3) of the Clean Air Act Amendments of 1990, or are meeting the schedule of a consent order.											
Source of Emission Reduction Credit - Facility											
Name						PERMIT ID					
						- / -					
Location Address											
<input type="checkbox"/> City / <input type="checkbox"/> Town / <input type="checkbox"/> Village						State		Zip			
Emission Unit		CAS No.		Contaminant Name		ERC (lbs/yr)					
-		-		-		Netting			Offset		
-		-		-							
-		-		-							



DEC ID									
-									

Supporting Documentation

- P.E. Certification (form attached)
- List of Exempt Activities (form attached)
- Plot Plan
- Methods Used to Determine Compliance (form attached)
- Calculations
- Air Quality Model (____ / ____ / ____)
- Confidentiality Justification
- Ambient Air Monitoring Plan (____ / ____ / ____)
- Stack Test Protocols/Reports (____ / ____ / ____)
- Continuous Emissions Monitoring Plans/QA/QC (____ / ____ / ____)
- MACT Demonstration (____ / ____ / ____)
- Operational Flexibility: Description of Alternative Operating Scenarios and Protocols
- Title IV: Application/Registration
- ERC Quantification (form attached)
- Use of ERC(s) (form attached)
- Baseline Period Demonstration
- Analysis of Contemporaneous Emission Increase/Decrease
- LAER Demonstration (____ / ____ / ____)
- BACT Demonstration (____ / ____ / ____)
- Other Document(s): _____ (____ / ____ / ____)
 _____ (____ / ____ / ____)
 _____ (____ / ____ / ____)
 _____ (____ / ____ / ____)
 _____ (____ / ____ / ____)
 _____ (____ / ____ / ____)
 _____ (____ / ____ / ____)
 _____ (____ / ____ / ____)
 _____ (____ / ____ / ____)
 _____ (____ / ____ / ____)
 _____ (____ / ____ / ____)
 _____ (____ / ____ / ____)

**ATTACHMENT 1
Emission Estimate**

Feed Water Flow 1,100 gpm: max or normal
250 m³/hr
Water Flow Including Recycle 1,200 gpm: max or normal
273 m³/hr
Air Flow 8,000 cfm
13,592 m³/hr
A/W vol ratio 50

EXAMPLE EMISSION CALC: Vinyl Chloride
4.8 ug/L x 1000 L/m³ x 250 m³ water/13,623 m³ air = 88 ug/m³

Name	CAS Number	Toxicity: H/M/L ²	VOC ³	HAP ⁴	GW Conc. ¹		Effluent Conc ¹		Uncontrolled Stripper Exhaust							
					Max ug/L	Avg ug/L	Max ug/L	Avg ug/L	Max lb/day	Avg lb/day	Max lb/hr	Avg lb/hr	Max gm/sec	Avg gm/sec	Max ug/m ³	Avg ug/m ³
1,1,1-Trichloroethane (Methyl Chloroform)	00071-55-6	L	No	Yes	3	3.0			0.04	0.04	0.00	0.00	2.08E-04	2.08E-04	55	55
1,1,2-Trichloroethane	00079-00-5	M	Yes	Yes	3.5	0.3			0.05	0.00	0.00	0.00	2.43E-04	2.08E-05	64	6
1,1-Dichloroethane	00075-34-3	L	Yes	Yes	4	0.7			0.05	0.01	0.00	0.00	2.77E-04	4.85E-05	74	13
1,2-Dichloroethane	00107-06-2	M	Yes	Yes	3	1.0	0.3	0.1	0.04	0.01	0.00	0.00	1.87E-04	6.24E-05	55	18
1,1-Dichloroethylene (Vinylidene Chloride)	00075-35-4	M	Yes	Yes	9	1.6			0.12	0.02	0.00	0.00	6.24E-04	1.11E-04	165	29
1,2-Dichloroethylene	00540-59-0	M	Yes	No	1,100	31.5	1.3	0.0	14.51	0.42	0.60	0.02	7.62E-02	2.18E-03	20,219	579
Benzene	00071-43-2	H	Yes	Yes	4	0.1			0.05	0.00	0.00	0.00	2.77E-04	6.94E-06	74	2
Carbon Tetrachloride	00056-23-5	H	Yes	Yes	4	0.1			0.05	0.00	0.00	0.00	2.77E-04	6.94E-06	74	2
Chlorobenzene (Monochlorobenzene)	00108-90-7	M	Yes	Yes	1	0.1			0.01	0.00	0.00	0.00	6.94E-05	6.94E-06	18	2
Chloroform	00067-66-3	M	Yes	Yes	2	0.8			0.03	0.01	0.00	0.00	1.39E-04	5.55E-05	37	15
Methyl Tert Butyl Ether	01634-04-4	M	Yes	Yes	2	0.1			0.03	0.00	0.00	0.00	1.39E-04	6.94E-06	37	2
Tetrachloroethylene	00127-18-4	M	Yes	Yes	900	33.8	0.9	0.0	11.88	0.45	0.49	0.02	6.24E-02	2.34E-03	16,543	621
Toluene	00108-88-3	L	Yes	Yes	15	0.7			0.20	0.01	0.01	0.00	1.04E-03	4.85E-05	276	13
Trichloroethylene	00079-01-6	M	Yes	Yes	3,400	411.5	4.5	0.5	44.86	5.43	1.87	0.23	2.35E-01	2.85E-02	62,494	7,564
Vinyl chloride	00075-01-4	H	Yes	Yes	300	4.8	0.0	0.0	3.96	0.06	0.17	0.00	2.08E-02	3.33E-04	5,514	88
Xylenes	01330-20-7	M	Yes	Yes	16	0.2			0.21	0.00	0.01	0.00	1.11E-03	1.39E-05	294	4
Total VOCs					5,764	487.3	7.0	0.6	76.05	6.43	3.17	0.27				
Total HAPs					4,667	458.8	5.7	0.6	61.57	6.05	2.57	0.25				
									Total Uncontrolled VOC		2,347 lb/yr					
									Total Uncontrolled HAP		2,209 lb/yr					

1. Source: "GM-38 Groundwater Remedy Analysis Report", February 2003
2. Source: DAR-1 AGC/SGC Tables, NYSDEC Division of Air Resources, Air Toxics Section, September 10, 2007.
3. Source: 6 NYCRR Part 200 1(cg)
4. Source: 6 NYCRR Part 200.1(ag)

ATTACHMENT 1 Emission Estimate

Feed Water Flow 1,100 gpm: max or normal
250 m³/hr
Water Flow Including Recycle 1,200 gpm: max or normal
273 m³/hr
Air Flow 8,000 cfm
13,592 m³/hr
A/W vol ratio 50

Name	CAS Number	Toxicity: H/M/L ²	VOC ³	HAP ⁴	Control by GAC	Max lb/day	Avg lb/day	Controlled Stripper Exhat	
								Max gm/sec	Avg gm/sec
1,1,1-Trichloroethane (Methyl Chloroform)	00071-55-6	L	No	Yes	95%	0.00	0.00	1.04E-05	1.04E-05
1,1,2-Trichloroethane	00079-00-5	M	Yes	Yes	95%	0.00	0.00	1.21E-05	1.04E-06
1,1-Dichloroethane	00075-34-3	L	Yes	Yes	95%	0.00	0.00	1.39E-05	2.43E-06
1,2-Dichloroethane	00107-06-2	M	Yes	Yes	95%	0.00	0.00	9.36E-06	3.12E-06
1,1-Dichloroethylene (Vinylidene Chloride)	00075-35-4	M	Yes	Yes	95%	0.01	0.00	3.12E-05	5.55E-06
1,2-Dichloroethylene	00540-59-0	M	Yes	No	95%	0.73	0.02	3.81E-03	1.09E-04
Benzene	00071-43-2	H	Yes	Yes	95%	0.00	0.00	1.39E-05	3.47E-07
Carbon Tetrachloride	00056-23-5	H	Yes	Yes	95%	0.00	0.00	1.39E-05	3.47E-07
Chlorobenzene (Monochlorobenzene)	00108-90-7	M	Yes	Yes	95%	0.00	0.00	3.47E-06	3.47E-07
Chloroform	00067-66-3	M	Yes	Yes	95%	0.00	0.00	6.94E-06	2.77E-06
Methyl Tert Butyl Ether	01634-04-4	M	Yes	Yes	95%	0.00	0.00	6.94E-06	3.47E-07
Tetrachloroethylene	00127-18-4	M	Yes	Yes	95%	0.59	0.02	3.12E-03	1.17E-04
Toluene	00108-88-3	L	Yes	Yes	95%	0.01	0.00	5.20E-05	2.43E-06
Trichloroethylene	00079-01-6	M	Yes	Yes	95%	2.24	0.27	1.18E-02	1.43E-03
Vinyl chloride	00075-01-4	H	Yes	Yes	95%	0.20	0.00	1.04E-03	1.66E-05
Xylenes	01330-20-7	M	Yes	Yes	95%	0.01	0.00	5.55E-05	6.94E-07
Total VOCs						3.80	0.32		
Total HAPs						3.08	0.30		
						Total Controlled VOC		117 lb/yr	
						Total Controlled HAP		110 lb/yr	

1. Source: "GM-38 Groundwater Remedy Analysis Report", February 2003
2. Source: DAR-1 AGC/SGC Tables, NYSDEC Division of Air Resources, Air Tox
3. Source: 6 NYCRR Part 200.1(cg)
4. Source: 6 NYCRR Part 200.1(ag)

ATTACHMENT 2
AIR SCREENING ANALYSIS:
Annual

BETHPAGE SCREENING ANALYSIS					1-Hour Impact	405.7	(ug/m ³)		
ANNUAL IMPACTS COMPARED TO ANNUAL GUIDELINE CONCENTRATIONS (AGCs)					Annual Impact	32.456	(ug/m ³)		
			NYSDEC	Estimated Emissions		Predicted Annual Impact		Maximum Percent of AGC	
			Guideline	Uncontrolled	Controlled	Uncontrolled	Controlled	Uncontrolled	Controlled
			AGC	(g/s)	(g/s)	(ug/m ³)	(ug/m ³)	Pct	Pct
Pollutant	CAS Number	(ug/m ³)							
1,1,1-Trichloroethane (Methyl Chloroform)	00071-55-6	1000.00	2.08E-04	1.04E-05	0.0068	0.0003	0.0%	0.0%	
1,1,2-Trichloroethane	00079-00-5	1.40	2.08E-05	1.04E-06	0.0007	0.0000	0.0%	0.0%	
1,1-Dichloroethane	00075-34-3	0.63	4.85E-05	2.43E-06	0.0016	0.0001	0.3%	0.0%	
1,2-Dichloroethane	00107-06-2	0.04	6.24E-05	3.12E-06	0.0020	0.0001	5.3%	0.3%	
1,1-Dichloroethylene (Vinylidene Chloride)	00075-35-4	70.00	1.11E-04	5.55E-06	0.0036	0.0002	0.0%	0.0%	
1,2-Dichloroethylene	00540-59-0	63.00	2.18E-03	1.09E-04	0.0709	0.0035	0.1%	0.0%	
Benzene	00071-43-2	0.13	6.94E-06	3.47E-07	0.0002	0.0000	0.2%	0.0%	
Carbon Tetrachloride	00056-23-5	0.07	6.94E-06	3.47E-07	0.0002	0.0000	0.3%	0.0%	
Chlorobenzene (Monochlorobenzene)	00108-90-7	110.00	6.94E-06	3.47E-07	0.0002	0.0000	0.0%	0.0%	
Chloroform	00067-66-3	0.04	5.55E-05	2.77E-06	0.0018	0.0001	4.2%	0.2%	
Methyl tert-Butyl Ether	01634-04-4	3000.00	6.94E-06	3.47E-07	0.0002	0.0000	0.0%	0.0%	
Tetrachloroethylene	00127-18-4	1.00	2.34E-03	1.17E-04	0.0761	0.0038	7.6%	0.4%	
Toluene	00108-88-3	5000.00	4.85E-05	2.43E-06	0.0016	0.0001	0.0%	0.0%	
Trichloroethylene	00079-01-6	0.50	2.85E-02	1.43E-03	0.9252	0.0463	185.0%	9.3%	
Vinyl Chloride	00075-01-4	0.11	3.33E-04	1.66E-05	0.0108	0.0005	9.8%	0.5%	
Xylenes	01330-20-7	100.00	1.39E-05	6.94E-07	0.0005	0.0000	0.0%	0.0%	

**ATTACHMENT 2
AIR SCREENING ANALYSIS:
Short term**

BETHPAGE SCREENING ANALYSIS					1-Hour Impact	405.7	(ug/m ³)	
SHORT-TERM IMPACTS COMPARED TO SHORT-TERM GUIDELINE CONCENTRATIONS (SGCs)					Annual Impact	32.456	(ug/m ³)	
Pollutant	CAS Number	NYSDEC Guideline SGC (ug/m³)	Estimated Emissions		Predicted Short-term Impact		Maximum Percent of SGC	
			Uncontrolled (g/s)	Controlled (g/s)	Uncontrolled (ug/m³)	Controlled (ug/m³)	Uncontrolled Pct	Controlled Pct
1,1,1-Trichloroethane (Methyl Chloroform)	00071-55-6	68000.00	2.08E-04	1.04E-05	0.084	0.004	0.0%	0.0%
1,1,2-Trichloroethane	00079-00-5	-	2.43E-04	1.21E-05	0.098	0.005	-	-
1,1-Dichloroethane	00075-34-3	-	2.77E-04	1.39E-05	0.113	0.006	-	-
1,2-Dichloroethane	00107-06-2	-	1.87E-04	9.36E-06	0.076	0.004	-	-
1,1-Dichloroethylene (Vinylidene Chloride)	00075-35-4	-	6.24E-04	3.12E-05	0.253	0.013	-	-
1,2-Dichloroethylene	00540-59-0	-	7.62E-02	3.81E-03	30.915	1.546	-	-
Benzene	00071-43-2	1300.00	2.77E-04	1.39E-05	0.113	0.006	0.0%	0.0%
Carbon Tetrachloride	00056-23-5	1900.00	2.77E-04	1.39E-05	0.113	0.006	0.0%	0.0%
Chlorobenzene (Monochlorobenzene)	00108-90-7	-	6.94E-05	3.47E-06	0.028	0.001	-	-
Chloroform	00067-66-3	150.00	1.39E-04	6.94E-06	0.056	0.003	0.0%	0.0%
Methyl tert-Butyl Ether	01634-04-4	-	1.39E-04	6.94E-06	0.056	0.003	-	-
Tetrachloroethylene	00127-18-4	1000.00	6.24E-02	3.12E-03	25.298	1.265	2.5%	0.1%
Toluene	00108-88-3	37000.00	1.04E-03	5.20E-05	0.422	0.021	0.0%	0.0%
Trichloroethylene	00079-01-6	14000.00	2.35E-01	1.18E-02	95.541	4.777	0.7%	0.0%
Vinyl Chloride	00075-01-4	180000.00	2.08E-02	1.04E-03	8.441	0.422	0.0%	0.0%
Xylenes	01330-20-7	4300.00	1.11E-03	5.55E-05	0.450	0.023	0.0%	0.0%

**ATTACHMENT 2
AIR SCREENING ANALYSIS:
Short term**

BETHPAGE SCREENING ANALYSIS					1-Hour Impact	405.7	(ug/m ³)	
SHORT-TERM IMPACTS COMPARED TO SHORT-TERM GUIDELINE CONCENTRATIONS (SGCs)					Annual Impact	32.456	(ug/m ³)	
Pollutant	CAS Number	NYSDEC Guideline SGC (ug/m ³)	Estimated Emissions		Predicted Short-term Impact		Maximum Percent of SGC	
			Uncontrolled (g/s)	Controlled (g/s)	Uncontrolled (ug/m ³)	Controlled (ug/m ³)	Uncontrolled Pct	Controlled Pct
1,1,1-Trichloroethane (Methyl Chloroform)	00071-55-6	68000.00	2.08E-04	1.04E-05	0.084	0.004	0.0%	0.0%
1,1,2-Trichloroethane	00079-00-5	-	2.43E-04	1.21E-05	0.098	0.005	-	-
1,1-Dichloroethane	00075-34-3	-	2.77E-04	1.39E-05	0.113	0.006	-	-
1,2-Dichloroethane	00107-06-2	-	1.87E-04	9.36E-06	0.076	0.004	-	-
1,1-Dichloroethylene (Vinylidene Chloride)	00075-35-4	-	6.24E-04	3.12E-05	0.253	0.013	-	-
1,2-Dichloroethylene	00540-59-0	-	7.62E-02	3.81E-03	30.915	1.546	-	-
Benzene	00071-43-2	1300.00	2.77E-04	1.39E-05	0.113	0.006	0.0%	0.0%
Carbon Tetrachloride	00056-23-5	1900.00	2.77E-04	1.39E-05	0.113	0.006	0.0%	0.0%
Chlorobenzene (Monochlorobenzene)	00108-90-7	-	6.94E-05	3.47E-06	0.028	0.001	-	-
Chloroform	00067-66-3	150.00	1.39E-04	6.94E-06	0.056	0.003	0.0%	0.0%
Methyl tert-Butyl Ether	01634-04-4	-	1.39E-04	6.94E-06	0.056	0.003	-	-
Tetrachloroethylene	00127-18-4	1000.00	6.24E-02	3.12E-03	25.298	1.265	2.5%	0.1%
Toluene	00108-88-3	37000.00	1.04E-03	5.20E-05	0.422	0.021	0.0%	0.0%
Trichloroethylene	00079-01-6	14000.00	2.35E-01	1.18E-02	95.541	4.777	0.7%	0.0%
Vinyl Chloride	00075-01-4	180000.00	2.08E-02	1.04E-03	8.441	0.422	0.0%	0.0%
Xylenes	01330-20-7	4300.00	1.11E-03	5.55E-05	0.450	0.023	0.0%	0.0%

03/16/09
11:26:15

*** SCREEN3 MODEL RUN ***
*** VERSION DATED 96043 ***

Bethpage GM-38 Air Stripper Uncontrolled

SIMPLE TERRAIN INPUTS:

SOURCE TYPE = POINT
EMISSION RATE (G/S) = 1.00000
STACK HEIGHT (M) = 12.2000
STK INSIDE DIAM (M) = .9100
STK EXIT VELOCITY (M/S) = 5.7700
STK GAS EXIT TEMP (K) = 294.0000
AMBIENT AIR TEMP (K) = 293.0000
RECEPTOR HEIGHT (M) = .0000
URBAN/RURAL OPTION = URBAN
BUILDING HEIGHT (M) = 7.6000
MIN HORIZ BLDG DIM (M) = 22.9000
MAX HORIZ BLDG DIM (M) = 22.9000

THE REGULATORY (DEFAULT) MIXING HEIGHT OPTION WAS SELECTED.
THE REGULATORY (DEFAULT) ANEMOMETER HEIGHT OF 10.0 METERS WAS ENTERED.

BUOY. FLUX = .040 M**4/S**3; MOM. FLUX = 6.869 M**4/S**2.

*** FULL METEOROLOGY ***

*** SCREEN AUTOMATED DISTANCES ***

*** TERRAIN HEIGHT OF 0. M ABOVE STACK BASE USED FOR FOLLOWING DISTANCES ***

DIST (M)	CONC (UG/M**3)	STAB	U10M (M/S)	USTK (M/S)	MIX HT (M)	PLUME HT (M)	SIGMA Y (M)	SIGMA Z (M)	DWASH
10.	.1323E-07	1	1.5	1.5	480.0	22.39	3.65	2.99	NO
100.	278.3	3	1.0	1.0	320.0	27.34	22.00	20.46	NO
200.	339.9	6	1.0	1.1	10000.0	20.81	21.31	14.25	NO

MAXIMUM 1-HR CONCENTRATION AT OR BEYOND 10. M:

201.	339.9	6	1.0	1.1	10000.0	20.81	21.51	14.37	NO
------	-------	---	-----	-----	---------	-------	-------	-------	----

*** SCREEN AUTOMATED DISTANCES ***

*** TERRAIN HEIGHT OF 2. M ABOVE STACK BASE USED FOR FOLLOWING DISTANCES ***

DIST (M)	CONC (UG/M**3)	STAB	U10M (M/S)	USTK (M/S)	MIX HT (M)	PLUME HT (M)	SIGMA Y (M)	SIGMA Z (M)	DWASH
210.	405.7	6	1.0	1.1	10000.0	18.81	22.32	14.86	NO
300.	307.9	6	1.0	1.1	10000.0	18.81	31.28	20.08	NO
400.	219.2	6	1.0	1.1	10000.0	18.81	40.93	25.42	NO

500.	162.3	6	1.0	1.1	10000.0	18.81	50.27	30.34	NO
600.	125.2	6	1.0	1.1	10000.0	18.81	59.32	34.91	NO

MAXIMUM 1-HR CONCENTRATION AT OR BEYOND 210. M:

210.	405.7	6	1.0	1.1	10000.0	18.81	22.32	14.86	NO
------	-------	---	-----	-----	---------	-------	-------	-------	----

 *** SCREEN AUTOMATED DISTANCES ***

*** TERRAIN HEIGHT OF 9. M ABOVE STACK BASE USED FOR FOLLOWING DISTANCES ***

DIST (M)	CONC (UG/M**3)	STAB	U10M (M/S)	USTK (M/S)	MIX HT (M)	PLUME HT (M)	SIGMA Y (M)	SIGMA Z (M)	DWASH
610.	133.2	6	1.0	1.1	10000.0	11.81	60.21	35.35	NO
700.	107.4	6	1.0	1.1	10000.0	11.81	68.10	39.19	NO
800.	87.22	6	1.0	1.1	10000.0	11.81	76.63	43.22	NO
900.	72.75	6	1.0	1.1	10000.0	11.81	84.93	47.03	NO

MAXIMUM 1-HR CONCENTRATION AT OR BEYOND 610. M:

610.	133.2	6	1.0	1.1	10000.0	11.81	60.21	35.35	NO
------	-------	---	-----	-----	---------	-------	-------	-------	----

 *** SCREEN AUTOMATED DISTANCES ***

*** TERRAIN HEIGHT OF 11. M ABOVE STACK BASE USED FOR FOLLOWING DISTANCES ***

DIST (M)	CONC (UG/M**3)	STAB	U10M (M/S)	USTK (M/S)	MIX HT (M)	PLUME HT (M)	SIGMA Y (M)	SIGMA Z (M)	DWASH
1000.	62.47	6	1.0	1.1	10000.0	9.81	93.00	50.66	NO
1100.	54.05	6	1.0	1.1	10000.0	9.81	100.86	54.11	NO
1200.	47.42	6	1.0	1.1	10000.0	9.81	108.53	57.42	NO
1300.	42.10	6	1.0	1.1	10000.0	9.81	116.01	60.60	NO

MAXIMUM 1-HR CONCENTRATION AT OR BEYOND 1000. M:

1000.	62.47	6	1.0	1.1	10000.0	9.81	93.00	50.66	NO
-------	-------	---	-----	-----	---------	------	-------	-------	----

DWASH= MEANS NO CALC MADE (CONC = 0.0)
 DWASH=NO MEANS NO BUILDING DOWNWASH USED
 DWASH=HS MEANS HUBER-SNYDER DOWNWASH USED
 DWASH=SS MEANS SCHULMAN-SCIRE DOWNWASH USED
 DWASH=NA MEANS DOWNWASH NOT APPLICABLE, X<3*LB

 * SUMMARY OF TERRAIN HEIGHTS ENTERED FOR *
 * SIMPLE ELEVATED TERRAIN PROCEDURE *

TERRAIN HT (M)	DISTANCE RANGE (M)	
	MINIMUM	MAXIMUM
0.	10.	200.
2.	210.	600.
9.	610.	920.

11. 1000. 1300.

*** REGULATORY (Default) ***
PERFORMING CAVITY CALCULATIONS
WITH ORIGINAL SCREEN CAVITY MODEL
(BRODE, 1988)

*** CAVITY CALCULATION - 1 ***

CONC (UG/M**3) = .0000
CRIT WS @10M (M/S) = 99.99
CRIT WS @ HS (M/S) = 99.99
DILUTION WS (M/S) = 99.99
CAVITY HT (M) = 7.84
CAVITY LENGTH (M) = 22.86
ALONGWIND DIM (M) = 22.90

*** CAVITY CALCULATION - 2 ***

CONC (UG/M**3) = .0000
CRIT WS @10M (M/S) = 99.99
CRIT WS @ HS (M/S) = 99.99
DILUTION WS (M/S) = 99.99
CAVITY HT (M) = 7.84
CAVITY LENGTH (M) = 22.86

APPENDIX C

FIELD DATA SHEETS AND CHAIN OF CUSTODY DOCUMENTATION

Date: 6/6/12



Groundwater Level Measurement Sheet

Project Site: NWIRP Bethpage – GM-38

Location: Bethpage, NY

Field Crew: LeClere, Victor
S. Lee

Water Level Meter: Solinst

Weather: Overcast 70°

Time of Low Tide: N/A

Time of High Tide: N/A

Well ID	Time	Depth to Water (ft.)	Total Depth of Well / Screed Interval (ft.)	PID (ppm)	Comments
RW1-MW1	14:00	36.87	435 / 395-435		
RW1-MW2	12:18	38.11	435 / 395-435		Gauge only (Missing Bolt)
RW1-MW3	12:32	29.39	435 / 395-435		
RW2-MW1	12:45	40.45	510 / 470-510		Missing Well Plug/Cap
RW2-MW2	12:59	39.85	510 / 470-510		Gauge only Missing Bolt
RW2-MW3	13:30	39.69	510 / 470-510		Gauge only No Bolts
RW3-MW1	13:47	37.23	350 / 330-350		
RW3-MW2	13:44	39.78	495 / 475-495		Missing One Bolt out of 3
RW3-MW3	13:23	39.00	340 / 320-340		Missing 2 Bolts out of 3
RW3-MW4	13:40	41.76	495 / 475-495		Missing 2 Bolts out of 3
TP1	12:07	34.85	470 / 450-470		
IW1-MW1	14:10 14:15	34.82 34.81	470 / 450-470		Gauge only

Signature: [Handwritten Signature]

Date: 6/6/12

H&S Environmental, Inc.

Low Flow/ Low Stress Groundwater Sampling Log



Project: NWIRP Bethpage - GM-38
 Location: Bethpage, NY
 Well ID: RW | - MW |

Date: 6/6/12
 Sampler: S. Lee
 PID: -----

Start Time: 1820 End Time: 1905
 Well Construction: 4"
 Depth to Water: 36.47
 Well Depth: 435'
 Water Column: 396.13
 Total Volume Removed (L): 29L
 Dedicated Pump in Well?: No

Field Testing Equipment

Make	Model	Serial #
YSI	556	10H100928
LaMotte	2020e	ME15044
QED	MP15	
Marschalk Bladder Pump	24"	ID# Pine 1

Time (hh:mm)	Volume Removed (L)	Flow Rate (mL/min)	Depth to Water (ft)	Temp (°C)	pH (STD)	SPC (µS/cm°)	DO (mg/L)	ORP (mv)	Turbidity (NTU)	Color
1825	1.0	200	35.43	15.79	7.07	216	1.50	221.1	3.54	clear
1835	2.0	200	35.49	15.90	7.03	218	1.49	246.6	2.64	clear
1840	1.0	200	35.51	15.47	7.41	218	1.49	251.7	2.71	clear
1845	1.0	200	35.50	15.19	7.26	222	1.15	250.4	2.51	clear
1850	1.0	200	35.53	15.07	7.14	223	1.06	267.6	2.21	clear
1855	1.0	200	35.55	15.00	6.99	223	0.90	277.2	1.86	"
1900	1.0	200	35.56	14.99	6.97	222	0.89	279.1	1.85	"
1905	1.0	200	35.56	14.99	6.97	222	0.87	277.6	1.72	"

Acceptance Criteria: <0.3ft 3% ±0.1 3% 10% ± 10mv 10%

2" Screen Volume = 0.163 gal/ft or 616 ml per foot

Sample Collection

Time	Sample ID	Container	# Bottles	Preservative	Analysis
1905	NWIRP-GM-38-GW-	40 mL CG	3	HCl	TCL VOCs (624)
	RW -MW - 20120606	500 mL PL	1	HNO ₃	Hg (245.1)
		250 mL PL	1	---	TSS (SM2540D)
1905	NWIRP-GM-38-GW-RW1-MW1-20120606-	M5			" VOC + Hg
1905	NWIRP-GM-38-GW-RW1-MW1-20120606-	MSD			" VOC + Hg
0000	NWIRP-GM-38-GW-RW1-MW1-20120606-	DUP			" VOC, Hg + TSS

Comments

S. Lee
 Signature

6/6/12
 Date

H&S Environmental, Inc.

Low Flow/ Low Stress Groundwater Sampling Log

Project: NWIRP Bethpage - GM-38
 Location: Bethpage, NY
 Well ID: RW 1 - MW 3

Date: 6/7/12
 Sampler: SL/VL
 PID: _____



Start Time: 1500 End Time: 1535

Well Construction: 4"

Depth to Water: 28.39

Well Depth: 435'

Water Column: 405.61

Total Volume Removed (L): 3.5L

Dedicated Pump in Well?: No

Field Testing Equipment

Make	Model	Serial #
YSI	556	10H100928
LaMotte	2020e	ME15044
QED	MP15	
Marschalk Bladder Pump	24"	ID# Pine 3

Time (hh:mm)	Volume Removed (L)	Flow Rate (mL/min)	Depth to Water (ft)	Temp (°C)	pH (STD)	SPC (µS/cm ^o)	DO (mg/L)	ORP (mv)	Turbidity (NTU)	Color
1505	0.5	100	28.55	15.29	6.07	196	5.92	169.8	1.35	clear
1510	0.5	100	28.47	16.85	6.11	193	3.65	174.2	1.22	clear
1515	↓	↓	28.47	19.38	6.00	194	2.76	177.2	1.20	"
1520	↓	↓	28.47	19.39	5.81	196	1.97	178.1	1.17	"
1525	↓	↓	"	19.54	5.72	197	1.61	174.8	0.87	"
1530	↓	↓	"	19.56	5.71	197	1.55	173.6	0.77	"
1535	0.5	100	28.46	19.56	5.70	197	1.53	175.5	0.62	clear

Acceptance Criteria: <0.3ft 3% ±0.1 3% 10% ± 10mv 10%

2" Screen Volume = 0.163 gal/ft or 616 ml per foot

Sample Collection

Time	Sample ID	Container	# Bottles	Preservative	Analysis
1535	NWIRP-GM-38-GW-	40 mL CG	3	HCl	TCL VOCs (624)
	RW 1 - MW 3 - 20120607	500 mL PL	1	HNO ₃	Hg (245.1)
		250 mL PL	1	---	TSS (SM2540D)

Comments

Shea

Signature

6/7/12

Date

H&S Environmental, Inc.

Low Flow/ Low Stress Groundwater Sampling Log

Project: NWIRP Bethpage - GM-38
 Location: Bethpage, NY
 Well ID: RW 2 - MW 1

Date: 6/6/12
 Sampler: S. Lee
 PID: _____



Start Time: 1655 End Time: 1755

Well Construction: 4"
 Depth to Water: 40.45
 Well Depth: 510'
 Water Column: 469.55
 Total Volume Removed (L): 14125
 Dedicated Pump in Well?: No

Field Testing Equipment

Make	Model	Serial #
YSI	556	10H100928
LaMotte	2020e	ME15044
QED	MP15	
Marschalk Bladder Pump	24"	ID# <u>Pine 1</u>

Time (hh:mm)	Volume Removed (L)	Flow Rate (mL/min)	Depth to Water (ft)	Temp (°C)	pH (STD)	SPC (µS/cm ²)	DO (mg/L)	ORP (mv)	Turbidity (NTU)	Color
1705	0.625	125	38.85	14.85	7.93	114	3.25	-35.4	3.15	clear
1710	1.5	300	38.85	14.42	8.26	123	1.10	-92.5	1.49	clear
1715	1.5	300	38.77	14.04	8.01	148	0.76	-124.8	1.36	"
1735	4.5	300	38.67	13.90	9.22	182	0.71	-189.3	53.54	FIDC. *
1740	1.5	300	38.65	15.76	9.01	162	0.96	-163.5	22.32	gray
1745	1.5	300	38.65	16.49	9.11	155	1.97	-161.9	9.65	clear
1750	1.5	300	38.66	16.47	9.12	154	1.97	-163.8	5.32	clear
1755	1.5	300	38.65	16.51	9.12	153	1.94	-160.5	4.76	clear

Acceptance Criteria: <0.3ft 3% ±0.1 3% 10% ± 10mv 10%

2" Screen Volume = 0.163 gal/ft or 616 ml per foot

Sample Collection

Time	Sample ID	Container	# Bottles	Preservative	Analysis
1755	NWIRP-GM-38-GW-	40 mL CG	3	HCl	TCL VOCs (624)
	RW 2 - MW 1 - 20120606	500 mL PL	1	HNO ₃	Hg (245.1)
		250 mL PL	1	---	TSS (SM2540D)

Comments

* changed out sample tubing

S. Lee

Signature

6/6/12

Date

H&S Environmental, Inc.

Low Flow/ Low Stress Groundwater Sampling Log

Project: NWIRP Bethpage - GM-38
 Location: Bethpage, NY
 Well ID: RW 3-MW 1

Date: 6/7/12
 Sampler: _____
 PID: _____



Start Time: 1110 End Time: 1155

Field Testing Equipment

Well Construction: 4"
 Depth to Water: 37.23
 Well Depth: 350'
 Water Column: 312.77
 Total Volume Removed (L): 29L
 Dedicated Pump in Well?: No

Make	Model	Serial #
YSI	556	10H100928
LaMotte	2020e	ME15044
QED	MP15	
Marschalk Bladder Pump	24"	ID# <u>Pine 2</u>

Time (hh:mm)	Volume Removed (L)	Flow Rate (mL/min)	Depth to Water (ft)	Temp (°C)	pH (STD)	SPC (µS/cm ^o)	DO (mg/L)	ORP (mv)	Turbidity (NTU)	Color
1115	1.0	200	37.82	20.20	5.12	153	383	-30.1	4.13	clear
1120	1.0	200	37.82	23.05	5.43	125	3.20	221.7	4.07	clear
1130	2.0	200	37.80	22.88	5.18	127	1.77	240.8	3.65	clear
1140	2.0	200	37.81	25.27	4.83	129	1.30	230.7	3.51	"
1145	1.0	200	37.81	26.71	4.64	130	1.31	227.6	1.87	"
1150	1.0	200	37.81	26.85	4.62	130	1.30	228.5	1.55	"
1155	1.0	200	37.82	26.77	4.59	130	1.29	232.7	1.19	"

Acceptance Criteria: <0.3ft 3% ±0.1 3% 10% ± 10mv 10%

2" Screen Volume = 0.163 gal/ft or 616 ml per foot

Sample Collection

Time	Sample ID	Container	# Bottles	Preservative	Analysis
1155	NWIRP-GM-38-GW-	40 mL CG	3	HCl	TCL VOCs (624)
	RW 3-MW 1-20120607	500 mL PL	1	HNO ₃	Hg (245.1)
		250 mL PL	1	---	TSS (SM2540D)

Comments

replaced drop tubing
-has left on sample tubing - needs to be replaced
next round

Shea

Signature

6/7/12

Date

H&S Environmental, Inc.

Low Flow/ Low Stress Groundwater Sampling Log

Project: NWIRP Bethpage - GM-38
 Location: Bethpage, NY
 Well ID: RW 3 - MW 2

Date: 6/7/12
 Sampler: SL/VL
 PID: _____



Start Time: 0845 End Time: 1020

Field Testing Equipment

Well Construction: 4"
 Depth to Water: 39.78
 Well Depth: 495'
 Water Column: 455.22
 Total Volume Removed (L): ~10 L
 Dedicated Pump in Well?: No

Make	Model	Serial #
YSI	556	10H100928
LaMotte	2020e	ME15044
QED	MP15	
Marschalk Bladder Pump	24"	ID# <u>pine 2</u>

Time (hh:mm)	Volume Removed (L)	Flow Rate (mL/min)	Depth to Water (ft)	Temp (°C)	pH (STD)	SPC (µS/cm°)	DO (mg/L)	ORP (mv)	Turbidity (NTU)	Color
0850	1.0	200	41.19	14.98	2.31*	84	1.86	311.8	5.76	clear *
0940	1.0	200	41.27	15.61	5.71	90	1.90	306.0	3.98	clear
0945	1.0	200	41.50	14.61	5.67	86	1.39	278.6	3.66	clear
0950	1.0	200	41.44	14.54	5.58	85	1.19	266.6	3.55	..
1000	2.0	200	41.36	14.58	5.50	86	0.77	251.9	3.44	..
1005	1.0	200	41.35	14.59	5.47	85	0.70	251.8	3.31	..
1010	1.0	200	41.35	14.60	5.44	85	0.64	248.0	3.24	..
1015	1.0	200	41.35	14.62	5.45	85	0.62	245.0	3.18	..
1020	1.0	200	41.37	14.68	5.49	86	0.60	242.8	2.72	..

Acceptance Criteria: <0.3ft 3% ±0.1 3% 10% ± 10mv 10%

2" Screen Volume = 0.163 gal/ft or 616 ml per foot

Sample Collection

Time	Sample ID	Container	# Bottles	Preservative	Analysis
1020	NWIRP-GM-38-GW-	40 mL CG	3	HCl	TCL VOCs (624)
	RW 3-MW 2-26120607	500 mL PL	1	HNO ₃	Hg (245.1)
		250 mL PL	1	---	TSS (SM2540D)

Comments

pump stopped to check pH probe orings replaced
re calibrated 7.05/7.06 9.99/10.03 4.02/4.00
restarted @ 0935

Jher
 Signature

6/7/12
 Date

H&S Environmental, Inc.

Low Flow/ Low Stress Groundwater Sampling Log

Project: NWIRP Bethpage - GM-38
 Location: Bethpage, NY
 Well ID: RW 3-MW 3

Date: 6/7/12
 Sampler: SL/VL
 PID: -----



Start Time: 1400 End Time: 1435
 Well Construction: 4"
 Depth to Water: 39.00
 Well Depth: 340'
 Water Column: 301.00
 Total Volume Removed (L): ~72
 Dedicated Pump in Well?: No

Field Testing Equipment

Make	Model	Serial #
YSI	556	10H100928
LaMotte	2020e	ME15044
QED	MP15	
Marschalk Bladder Pump	24"	ID# <u>Pin 3</u>

Time (hh:mm)	Volume Removed (L)	Flow Rate (mL/min)	Depth to Water (ft)	Temp (°C)	pH (STD)	SPC (µS/cm°)	DO (mg/L)	ORP (mv)	Turbidity (NTU)	Color
1405	1.0	200	38.87	16.11	5.73	155	1.77	181.0	6.07	clear
1410	1.0	200	38.85	15.44	6.05	158	0.97	150.0	10.13	
1415	1.0	200	38.81	15.38	6.37	162	0.63	130.0	9.82	
1420	1.0	200	38.86	15.42	6.40	162	0.61	128.8	6.67	
1425	1.0	200	38.80	15.34	6.42	162	0.56	117.4	2.22	↓
1430	1.0	200	38.79	15.37	6.41	162	0.55	119.5	1.57	
1435	1.0	200	38.79	15.41	6.41	162	0.53	118.7	1.43	clear

Acceptance Criteria: <0.3ft 3% ±0.1 3% 10% ± 10mv 10%

2" Screen Volume = 0.163 gal/ft or 616 ml per foot

Sample Collection

Time	Sample ID	Container	# Bottles	Preservative	Analysis
1435	NWIRP-GM-38-GW-	40 mL CG	3	HCl	TCL VOCs (624)
	RW 3-MW 3 - 20120607	500 mL PL	1	HNO ₃	Hg (245.1)
		250 mL PL	1	---	TSS (SM2540D)

Comments

ghw

Signature

6/7/12

Date

H&S Environmental, Inc.

Low Flow/ Low Stress Groundwater Sampling Log

Project: NWIRP Bethpage - GM-38
 Location: Bethpage, NY
 Well ID: RW 3 - MW 4

Date: 6/7/12
 Sampler: SL/VL
 PID: NA



Start Time: 1305 End Time: 1340

Well Construction: 4"

Depth to Water: 41.76

Well Depth: 495'

Water Column: 453.24

Total Volume Removed (L): NFL

Dedicated Pump in Well?: No

Field Testing Equipment

Make	Model	Serial #
YSI	556	10H100928
LaMotte	2020e	ME15044
QED	MP15	
Marschalk Bladder Pump	24"	ID# <u>pin 3</u>

Time (hh:mm)	Volume Removed (L)	Flow Rate (mL/min)	Depth to Water (ft)	Temp (°C)	pH (STD)	SPC (µS/cm ²)	DO (mg/L)	ORP (mv)	Turbidity (NTU)	Color
1310	1.0	200	41.15	16.90	4.87	150	6.00	82.8	8.09	clear
1320	2.0	200	40.00	15.81	5.10	137	1.01	140.6	7.66	"
1325	1.0	200	40.00	15.60	5.20	125	0.74	135.6	6.55	"
1330	1.0	200	40.00	15.70	5.00	124	0.69	131.2	4.26	"
1335	1.0	200	40.00	15.69	5.00	124	0.64	133.7	3.81	"
1340	1.0	200	40.02	15.66	5.01	124	0.64	136.0	3.35	clear

Acceptance Criteria: <0.3ft 3% ±0.1 3% 10% ± 10mv 10%

2" Screen Volume = 0.163 gal/ft or 616 ml per foot

Sample Collection

Time	Sample ID	Container	# Bottles	Preservative	Analysis
1340	NWIRP-GM-38-GW-	40 mL CG	3	HCl	TCL VOCs (624)
	RW 3-MW4-20120607	500 mL PL	1	HNO ₃	Hg (245.1)
		250 mL PL	1	---	TSS (SM2540D)

Comments

Sha

Signature

6/7/12

Date

H&S Environmental, Inc.

Low Flow/ Low Stress Groundwater Sampling Log

Project: NWIRP Bethpage - GM-38
 Location: Bethpage, NY
 Well ID: TP1

Date: 6/6/12
 Sampler: S.L.
 PID: -----



Start Time: 1515 End Time: 15

Field Testing Equipment

Well Construction: 4"
 Depth to Water: 34.85
 Well Depth: 470'
 Water Column: 34.85 @ 435.15
 Total Volume Removed (L): 1182
 Dedicated Pump in Well?: No

Make	Model	Serial #
YSI	556	10H100928
LaMotte	2020e	ME15044
QED	MP15	
Marschalk Bladder Pump	24"	ID# <u>Pine 1</u>

Time (hh:mm)	Volume Removed (L)	Flow Rate (mL/min)	Depth to Water (ft)	Temp (°C)	pH (STD)	SPC (µS/cm ²)	DO (mg/L)	ORP (mv)	Turbidity (NTU)	Color
1520	1.75	350	37.41	14.04	4.67	218	1.87	254.2	2.90	clear
1525	1.25	250	37.11	14.07	5.06	218	0.71	256.0	1.80	"
1530	1.25	250	36.87	14.36	5.26	223	1.17	270.5	1.70	"
1535	1.25	250	36.21	14.21	5.50	224	1.82	277.4	1.55	"
1400	6.25	250	35.60	13.54	5.74	225	2.32	276.6	1.41	"
1405	1.25	250	35.61	13.78	5.74	225.5	2.08	286.6	1.57	"
1410	1.25	250	35.63	13.84	5.73	225	1.99	291.6	2.16	"
1415	1.25	250	35.19	13.79	5.73	224	1.86	293.6	1.44	"
1420	1.25	250	35.20	13.97	5.70	225	1.81	286.5	1.36	"
1425	1.25	250	35.20	13.96	5.70	225	1.77	286.6	1.25	clear

Acceptance Criteria: <0.3ft 3% ±0.1 3% 10% ± 10mv 10%

2" Screen Volume = 0.163 gal/ft or 616 ml per foot

Sample Collection

Time	Sample ID	Container	# Bottles	Preservative	Analysis
1425	NWIRP-GM-38-GW-TP1-20120606	40 mL CG	3	HCl	TCL VOCs (624)
		500 mL PL	1	HNO ₃	Hg (245.1)
		250 mL PL	1	---	TSS (SM2540D)

Comments

Jher
 Signature

6/6/12
 Date



Analytical Laboratory Services, Inc.

Environmental • Industrial Hygiene • Field Services

34 Dogwood Lane • Middletown, PA 17057 • 717.944.5541 • Fax 717.944.1430

CHAIN OF CUSTODY/ REQUEST FOR ANALYSIS

ALL SHADED AREAS MUST BE COMPLETED BY THE CLIENT / SAMPLER. INSTRUCTIONS ON THE BACK.

Page 1 of 2

Courier:

COO#

Tracking #:

Co. Name: H&S Environmental, Inc. **Phone:** 508.366.7442

Contact (Report to): Jen Good

Address: 160 E. Main St., Suite 2F
Westborough, MA 01581

Bill to (different than Report to): Same **PO#:** 2031-107

Project Name#: NWIRP Betspage GM-38 Qtrly LTM **ALSI Quote #:**

TAT: Normal-Standard TAT is 10-12 business days. **Date Required:**

Rush-Subject to ALSI approval and surcharges. **Approved By:**

Email#: -Y jgood@hsemv.com

Fax#: -Y No.:

Container Type	40 mL	500 mL	250 mL							
Container Size	CG	PL	PL							
Preservative	HCL	HNO3	-							

ANALYSES/METHOD REQUESTED

Matrix	TCL VOCs (Method 624)	Mercury (Method 245.1)	TSS (SM2540D)												
% G or C															

Sample Description/Location <small>(as it will appear on the lab report)</small>	COC Comments	Sample Date	Military Time	% G or C	Matrix	Enter Number of Containers Per Analysis														
1 NWIRP-GM-38-GW-RW1-MW1- 20120606 MS/MSD for VOCs, Hg		6/6/12	1905	G	GW	9	3	1												
2 NWIRP-GM-38-GW-RW1-MW3- 20120607		6/7/12	1535	G	GW	3	1	1												
3 NWIRP-GM-38-GW-RW2-MW1- 20120606		6/6/12	1755	G	GW	3	1	1												
4 NWIRP-GM-38-GW-RW3-MW1- 20120607		6/7/12	1155	G	GW	3	1	1												
5 NWIRP-GM-38-GW-RW3-MW2- 20120607		6/7/12	1020	G	GW	3	1	1												
6 NWIRP-GM-38-GW-RW3-MW3- 20120607		6/7/12	1435	G	GW	3	1	1												
7 NWIRP-GM-38-GW-RW3-MW4- 20120607		6/7/12	1340	G	GW	3	1	1												
8 NWIRP-GM-38-GW-TP1- 20120606		6/6/12	1425	G	GW	3	1	1												

Receipt information
(completed by Sampler)

Performed by: INITIAL HERE

Cooler Temp: _____

Therm. ID: _____

No. of Coolers: _____

Notes:

Correct containers?	Correct sample volumes?	Correct preservation?	Headspace/Volatiles?	Circle appropriate Y or N.
<input type="checkbox"/>	<input type="checkbox"/>	<input type="checkbox"/>	<input type="checkbox"/>	
<input type="checkbox"/>	<input type="checkbox"/>	<input type="checkbox"/>	<input type="checkbox"/>	
<input type="checkbox"/>	<input type="checkbox"/>	<input type="checkbox"/>	<input type="checkbox"/>	
<input type="checkbox"/>	<input type="checkbox"/>	<input type="checkbox"/>	<input type="checkbox"/>	
<input type="checkbox"/>	<input type="checkbox"/>	<input type="checkbox"/>	<input type="checkbox"/>	
<input type="checkbox"/>	<input type="checkbox"/>	<input type="checkbox"/>	<input type="checkbox"/>	
<input type="checkbox"/>	<input type="checkbox"/>	<input type="checkbox"/>	<input type="checkbox"/>	
<input type="checkbox"/>	<input type="checkbox"/>	<input type="checkbox"/>	<input type="checkbox"/>	
<input type="checkbox"/>	<input type="checkbox"/>	<input type="checkbox"/>	<input type="checkbox"/>	

SAMPLED BY (Please Print):
Stacey Lee

LOGGED BY (signature): _____

REVIEWED BY (signature): _____

Relinquished By / Company Name	Date	Time	Received By / Company Name	Date	Time
1 Stacey Lee	6/7/12	1630	2		
3			4		
5			6		
7			8		
9			10		

Data Deliverables

Standard

CLP-like

NJ-Reduced

NJ-Full

Other: _____

State Samples Collected In?

MD

NJ

NY

PA

Other: _____

EDS Receipt? If yes, format type: _____

000 Crisks Required? _____

ALSI FIELD SERVICES

Pickup

Labor

Composite Sampling

Rental Equipment

Other: _____

* G=Grab; C=Composite ** Matrix: AL=Air; DW=Drinking Water; GW=Groundwater; OL=Other Liquid; SL=Sludge; SO=Soil; WP=Wipe; WW=Wastewater
*** Container Type: AG-Amber Glass; CG-Clear Glass; PL-Plastic. Container Size: 250ml, 500ml, 1L, 5oz., etc. Preservative: HCl, HNO3, NaOH, etc.



Analytical Laboratory Services, Inc. Environmental • Industrial Hygiene • Field Services

34 Dogwood Lane • Middletown, PA 17057 • 717.944.5541 • Fax: 717.944.1430

CHAIN OF CUSTODY/ REQUEST FOR ANALYSIS

ALL SHADED AREAS MUST BE COMPLETED BY THE CLIENT / SAMPLER. INSTRUCTIONS ON THE BACK.

Page 4 of 2

Courier:

Tracking #:

COC#

Co. Name: H&S Environmental, Inc. Contact (Report to): Jen Good Phone: 508.366.7442 Address: 160 E. Main St., Suite 2F Westborough, MA 01581

Bill to (if different than Report to): Same PO#: 2031-107

Project Name#: NWIRP Bethpage GM-38 Qtrly LTM ALSI Quote #:

TAT: [X] Normal-Standard TAT is 10-12 business days. [] Rush-Subject to ALSI approval and surcharges. Date Required: Approved By:

Email? [X] -Y jgood@hsem.com Fax? [] -Y No.:

Table with columns: Sample Description/Location, COC Comments, Sample Date, Military Time, *G or C, **Matrix, and Enter Number of Containers Per Analysis. Rows 1-8.

SAMPLED BY (Please Print): Stacey Lee

LOGGED BY (signature): REVIEWED BY (signature):

Table with columns: Relinquished By / Company Name, Date, Time, Received By / Company Name, Date, Time. Rows 1-9.

Table with columns: Container Type (40 mL, 500 mL, 250 mL), Container Size (CG, PL, PL), Preservative (HCL, HNO3, -).

ANALYSES/METHOD REQUESTED

Table for analyses with columns: *G or C, **Matrix, and specific analysis methods like TCL VOCs, Mercury, TSS.

Receipt Information (Completed by Sample)

Performed by: INITIAL HERE Cooler Temp: Therm. ID: No. of Coolers:

Notes:

Table for receipt verification with columns: Correct containers?, Correct sample volume?, Correct preservation?, Headspace/Volailles?, Circle appropriate Y or N.

ALSI FIELD SERVICES

- Checkboxes for services: Pickup, Labor, Composite Sampling, Rental Equipment, Other.

* G=Grab; C=Composite ** Matrix: AL=Air; DW=Drinking Water; GW=Groundwater; O=Oil; OL=Other Liquid; SL=Sludge; SO=Soil; WP=Wipe; WW=Wastewater *** Container Type: AG-Amber Glass; CG-Clear Glass, PL-Plastic. Container Size: 250ml, 500ml, 1L, 8oz., etc. Preservative: HCl, HNO3, NaOH, etc.

APPENDIX D

DATA VALIDATION REPORTS AND VALIDATED DATA SUMMARY

VOLATILE ORGANIC COMPOUNDS
USEPA Region II –Data Validation

Project Name: Naval Weapons Industrial Reserve Plant, GM-38 Area-LTM

Location: 100 Broadway, Bethpage, NY

Project Number: 2031-107

SDG #: 9971719-HNW-046

Client: H&S Environmental, Inc.

Date: 07/23/2012

Laboratory: ALS Environmental, Middletown, PA

Reviewer: Samir A. Naguib

Summary:

1. Data validation was performed on the data for nine (9) water samples, one (1) trip blank and one (1) field blank analyzed for Volatiles by EPA Method 624.
2. The samples were collected on 06/06 and 07/2012. The samples were submitted to ALS Environmental, Middletown, PA on 06/08/2012 for analysis.
3. The USEPA Region II SOP HW-24, Revision No.: 2, August 2008, Validating Volatile Organic Compounds by Gas Chromatography/Mass Spectrometry, SW-846 Method 8260B; USEPA National Functional Guidelines for Organic Data Review, EPA 540/R-99/008, October 1999; EPA Method 624 and Quality Assurance Project Plan for GM-38 Area, Naval Weapons Industrial Reserve Plant, Bethpage, NY; September 3, 2009 were used in evaluating the Volatiles data in this summary report.
4. In general, the data are valid as reported and may be used for decision making purposes. Selected data points were qualified due to nonconformance of certain Quality Control criteria (See discussion below).

Samples:

The samples included in this review are listed below:

Client Sample ID	Laboratory Sample ID	Collection Date	Matrix	Sample Status
NWIRP-GM-38-GW-RW1-MW1-20120606	9971719001	06/06/12	Water	
NWIRP-GM-38-GW-RW1-MW3-20120607	9971719002	06/07/12	Water	
NWIRP-GM-38-GW-RW2-MW1-20120606	9971719003	06/06/12	Water	
NWIRP-GM-38-GW-RW3-MW1-20120607	9971719004	06/07/12	Water	
NWIRP-GM-38-GW-RW3-MW2-20120607	9971719005	06/07/12	Water	
NWIRP-GM-38-GW-RW3-MW3-20120607	9971719006	06/07/12	Water	
NWIRP-GM-38-GW-RW3-MW4-20120607	9971719007	06/07/12	Water	
NWIRP-GM-38-GW-TP1-20120606	9971719008	06/06/12	Water	
NWIRP-GM-38-GW-RW1-MW1-20120606-DUP	9971719009	06/06/12	Water	Field Duplicate of sample NWIRP-GM-38-GW-RW1-MW1-20120606
NWIRP-GM-38-FB-20120607	9971719010	06/07/12	Water	Field Blank
NWIRP-GM-38-TB-20120606	9971719011	06/06/12	Water	Trip Blank

Sample Conditions/Problems:

1. The Traffic Reports/Chain-of-Custody Records, Sampling Report and/or Laboratory Case Narrative did not indicate any problems with sample receipt, condition of samples, analytical problems or special circumstances affecting the quality of the data. No qualifications were required.

Holding Times:

1. All water samples were analyzed within 14days from sample collection. No qualifications were required.
2. All water samples were properly preserved (pH<2.0). No qualifications were required.

GC/MS Tuning:

1. All of the BFB tunes in the initial and continuing calibrations met the percent relative abundance criteria. No qualifications were required.

Initial Calibration:

1. Initial calibration curve analyzed on 06/05/2012 (ms03.i) exhibited acceptable %RSD and average RRF values for all compounds with the following exception(s):

Compound	RRF	%RSD
Acrolein ⁽¹⁾	0.0132	A

A= Acceptable

Client Sample ID	Laboratory Sample ID	Compound	Action
NWIRP-GM-38-GW-RW1-MW1-20120606	9971719001	Acrolein	R
NWIRP-GM-38-GW-RW1-MW3-20120607	9971719002	Acrolein	R
NWIRP-GM-38-GW-RW2-MW1-20120606	9971719003	Acrolein	R
NWIRP-GM-38-GW-RW3-MW1-20120607	9971719004	Acrolein	R
NWIRP-GM-38-GW-RW3-MW2-20120607	9971719005	Acrolein	R
NWIRP-GM-38-GW-RW3-MW3-20120607	9971719006	Acrolein	R
NWIRP-GM-38-GW-RW3-MW4-20120607	9971719007	Acrolein	R
NWIRP-GM-38-GW-TP1-20120606	9971719008	Acrolein	R
NWIRP-GM-38-GW-RW1-MW1-20120606-DUP	9971719009	Acrolein	R
NWIRP-GM-38-FB-20120607	9971719010	Acrolein	R
NWIRP-GM-38-TB-20120606	9971719011	Acrolein	R

⁽¹⁾= R qualifier was applied due to RRF was <0.050.

Continuing Calibration Verification (CCV):

1. CCV analyzed on 06/05/2012 @ 05:07 PM (ms03.i) exhibited acceptable %Ds ($\leq 15.0\%$) for all compounds with the following exception(s):

Compound	RRF	%RSD
Acrolein ⁽¹⁾	0.0089	-32.9
Chloromethane	A	-21.4
1,1,1-Trichloroethane	A	21.4
1,2-Dichloroethane	A	18.2
Vinyl Chloride	A	-28.0

⁽¹⁾= Already qualified from ICAL

A= Acceptable

Client Sample ID	Laboratory Sample ID	Compound	Action
NWIRP-GM-38-GW-RW1-MW1-20120606	9971719001	Chloromethane 1,1,1-Trichloroethane 1,2-Dichloroethane, Vinyl Chloride	UJ J UJ
NWIRP-GM-38-GW-RW1-MW3-20120607	9971719002	Chloromethane 1,1,1-Trichloroethane 1,2-Dichloroethane, Vinyl Chloride	UJ J UJ
NWIRP-GM-38-GW-RW2-MW1-20120606	9971719003	Chloromethane 1,1,1-Trichloroethane, 1,2-Dichloroethane, Vinyl Chloride	UJ UJ
NWIRP-GM-38-GW-RW3-MW1-20120607	9971719004	Chloromethane 1,1,1-Trichloroethane 1,2-Dichloroethane, Vinyl Chloride	UJ J UJ
NWIRP-GM-38-GW-RW3-MW2-20120607	9971719005	Chloromethane 1,1,1-Trichloroethane 1,2-Dichloroethane, Vinyl Chloride	UJ J UJ
NWIRP-GM-38-GW-RW3-MW3-20120607	9971719006	Chloromethane 1,1,1-Trichloroethane, 1,2-Dichloroethane, Vinyl Chloride	UJ UJ
NWIRP-GM-38-GW-RW3-MW4-20120607	9971719007	Chloromethane 1,1,1-Trichloroethane, 1,2-Dichloroethane, Vinyl Chloride	UJ UJ
NWIRP-GM-38-GW-TP1-20120606	9971719008	Chloromethane 1,1,1-Trichloroethane 1,2-Dichloroethane, Vinyl Chloride	UJ J UJ
NWIRP-GM-38-GW-RW1-MW1-20120606-DUP	9971719009	Chloromethane 1,1,1-Trichloroethane 1,2-Dichloroethane, Vinyl Chloride	UJ J UJ
NWIRP-GM-38-FB-20120607	9971719010	Chloromethane 1,1,1-Trichloroethane, Vinyl Chloride, 1,2-Dichloroethane	UJ UJ
NWIRP-GM-38-TB-20120606	9971719011	Chloromethane 1,1,1-Trichloroethane, Vinyl Chloride, 1,2-Dichloroethane	UJ UJ

Surrogates:

1. All surrogates %REC values for all water samples and associated QC were within the laboratory control limits. No qualifications were required.

Internal Standard (IS) Area Performance:

1. All samples exhibited acceptable area count for all three internal standards. No qualifications were required.

Method Blank (MB), Storage Blank (SB), Trip Blank (TB), Field Blank (FB), Rinsate Blank (RB) and Equipment Blank (EB):

1. Method Blank (998559) analyzed on 06/13/2012 was free of contamination. No qualifications were required.
2. Field Blank (NWIRP-GM38-FB-20120607) (9971719010) was analyzed on 06/13/2012

Client Sample ID	Compound	Result (µg/l)	Action Level (10x)* (µg/l)	Sample(s) Affected	Action
NWIRP-GM38-FB-20120607	Methylene Chloride	0.37	3.7	NWIRP-GM-38-GW-RW1-MW1-20120606 NWIRP-GM-38-GW-RW1-MW3-20120607 NWIRP-GM-38-GW-RW2-MW1-20120606 NWIRP-GM-38-GW-RW3-MW1-20120607 NWIRP-GM-38-GW-RW3-MW2-20120607 NWIRP-GM-38-GW-RW3-MW3-20120607 NWIRP-GM-38-GW-RW3-MW4-20120607 NWIRP-GM-38-GW-TP1-20120606 NWIRP-GM-38-GW-RW1-MW1-20120606-DUP	None None None None None None None None None

*= If sample concentration less than the Action Level (AL), then sample result qualified as non-detect (U). If sample concentration greater than the Action Level (AL) or sample result was not detected, no qualifications/action required.

3. Trip Blank (NWIRP-GM38-TB-20120606) (9971719011) analyzed on 06/13/2012 was free of contamination. No qualifications were required.



Laboratory Control Sample (LCS)/ Laboratory Control Sample Duplicate (LCSD):

1. Laboratory Control Sample (998560) was analyzed on 06/13/2012. All %RECs were within the laboratory control limits. No qualifications were required.

Field Duplicate:

1. Sample NWIRP-GM-38-GW-RW1-MW1-20120606-DUP (9971719009) was collected as field duplicate for sample NWIRP-GM-38-GW-RW1-MW1-20120606 (9971719001). All RPDs were ≤50.0%. No qualifications were required.

Field Sample	Compound	Analytical Method	Result	Units	Field Duplicate	Result	Units	RPD	Qualifier
MWIRP-GM-38-GW-RW1-MW1-20120606	1,1-Dichloroethane	EPA 624	4.8	µg/l	MWIRP-GM-38-RW1-MW1-20120606-DUP	4.3	µg/l	11.0	None
MWIRP-GM-38-GW-RW1-MW1-20120606	1,1-Dichloroethene	EPA 624	2.5	µg/l	MWIRP-GM-38-RW1-MW1-20120606-DUP	2.3	µg/l	8.3	None
MWIRP-GM-38-GW-RW1-MW1-20120606	cis-1,2-Dichloroethene	EPA 624	165	µg/l	MWIRP-GM-38-RW1-MW1-20120606-DUP	145	µg/l	12.9	None
MWIRP-GM-38-GW-RW1-MW1-20120606	trans-1,2-Dichloroethylene	EPA 624	3.7	µg/l	MWIRP-GM-38-RW1-MW1-20120606-DUP	2.6	µg/l	34.9	None
MWIRP-GM-38-GW-RW1-MW1-20120606	Trichloroethene	EPA 624	107	µg/l	MWIRP-GM-38-RW1-MW1-20120606-DUP	102	µg/l	4.8	None

Matrix Spike (MS)/ Matrix Spike Duplicate (MSD):

1. Matrix Spike (MS) and Matrix Spike Duplicate (MSD) were performed on sample NWIRP-GM-38-GW-RW1-MW1-20120606 (9971719001). All %RECs and RPDs were within the laboratory control limits with the following exception(s):

Compound	%REC/%REC/RPD	Action
2-Chloroethylvinyl ether ⁽¹⁾	0/0/NA	R
Acrolein ⁽²⁾	A/A/29	R
Bromomethane	A/A/25	UJ
Chloroethane	A/A/35	UJ

NA= Not Applicable

⁽¹⁾= R qualifier was applied due to both MS and MSD were not recovered

⁽²⁾= Already qualified from ICAL

A= Acceptable

Compound Quantitation and Reported Contract Required Quantitation Limits (CROLs):

1. All results were within the linear calibration range. No qualifications were required.

Target Compound Identification:

1. All Relative Retention Times (RRTs) of the reported compounds were within ± 0.06 RRT units of the standard (opening CCV).
2. Sample compound spectra were compared against the laboratory standard spectra.
3. No QC deviations were observed.

Comments:

1. Validation qualifiers (if required) were entered into the EDD for SDG: 9971719-HNW-046.

MERCURY
USEPA Region II – Data Validation

Project Name: Naval Weapons Industrial Reserve Plant, GM-38 Area-LTM

Location: 100 Broadway, Bethpage, NY

Project Number: 2031-107

SDG #: 9971719-HNW-046

Client: H&S Environmental, Inc.

Date: 07/23/2012

Laboratory: ALS Environmental, Middletown, PA

Reviewer: Samir A. Naguib

Summary:

1. Data validation was performed on the data for nine (9) water samples and one (1) field blank analyzed for Mercury by EPA Method 245.1.
2. The samples were collected on 06/06 and 07/2012. The samples were submitted to ALS Environmental, Middletown, PA on 06/08/2012 for analysis.
3. The USEPA Region II SOP No. HW-2, Revision 13, September 2006, Validation of Metals for Contract Laboratory Program (CLP), SOW-ILM05.3 (SOP Revision 13); USEPA National Functional Guidelines for Inorganic Data Review, EPA 540-R-04-004, October 2004 and Quality Assurance Project Plan for GM-38 Area, Naval Weapons Industrial Reserve Plant, Bethpage, NY; September 3, 2009 were used in evaluating the Mercury data in this summary report.
4. In general, the data are valid as reported and may be used for decision making purposes. Selected data points were qualified due to nonconformance of certain Quality Control criteria (See discussion below).

Samples:

The samples included in this review are listed below:

Client Sample ID	Laboratory Sample ID	Collection Date	Matrix	Sample Status
NWIRP-GM-38-GW-RW1-MW1-20120606	9971719001	06/06/12	Water	
NWIRP-GM-38-GW-RW1-MW3-20120607	9971719002	06/07/12	Water	
NWIRP-GM-38-GW-RW2-MW1-20120606	9971719003	06/06/12	Water	
NWIRP-GM-38-GW-RW3-MW1-20120607	9971719004	06/07/12	Water	
NWIRP-GM-38-GW-RW3-MW2-20120607	9971719005	06/07/12	Water	
NWIRP-GM-38-GW-RW3-MW3-20120607	9971719006	06/07/12	Water	
NWIRP-GM-38-GW-RW3-MW4-20120607	9971719007	06/07/12	Water	
NWIRP-GM-38-GW-TP1-20120606	9971719008	06/06/12	Water	
NWIRP-GM-38-GW-RW1-MW1-20120606-DUP	9971719009	06/06/12	Water	Field Duplicate of sample NWIRP-GM-38-GW-RW1-MW1-20120606
NWIRP-GM-38-FB-20120607	9971719010	06/07/12	Water	Field Blank

Sample Conditions/Problems:

1. The Traffic Reports/Chain-of-Custody Records, Sampling Report and/or Laboratory Case Narrative did not indicate any problems with sample receipt, condition of samples, analytical problems or special circumstances affecting the quality of the data. No qualifications were required.

Holding Times:

1. All water samples were digested and analyzed within the 28days holding times for Mercury. No qualifications were required.

Initial and Continuing Calibration Verification (ICV and CCV):

1. The correlation coefficient for Mercury calibration curve analyzed was ≥ 0.995 . No qualifications were required.
2. All ICVs and CCVs %REC values were within the QC limits (80-120%). No qualifications were required.

Blanks (Method Blank, ICB and CCB):

1. All ICBs and CCBs were free of contamination. No qualifications were required.
2. Method Blank (998519) digested on 06/14/2012 was free of contamination. No qualifications were required.

Field Blank (FB) and Equipment Blank (EB):

1. Field Blank (NWIRP-GM-38-FB-20120607) (9971719010) analyzed on 06/14/2012 was free of contamination. No qualifications were required.

Laboratory Control Sample (LCS)/ Laboratory Control Sample Duplicate (LCSD):

1. Mercury %REC in Laboratory Control Sample (998520) analyzed on 06/14/2012 was within the laboratory control limits. No qualifications were required.

Field Duplicate:

1. Sample NWIRP-GM-38-GW-RW1-MW1-20120606-DUP (9971719009) was collected as field duplicate for sample NWIRP-GM-38-GW-RW1-MW1-20120606 (9971719001). Both samples were reported as non-detects. No qualifications were required.

Matrix Spike (MS)/ Matrix Spike Duplicate (MSD):

1. Matrix Spike (MS) and Matrix Spike Duplicate (MSD) were performed on sample NWIRP-GM-38-GW-RW1-MW1-20120606 (9971719001). All %RECs and RPD were within the laboratory control limits. No qualifications were required.

Compound Quantitation and Reported Detection Limits:

1. All sample results were reported within the linear calibration range.

Comments:

1. Validation qualifiers (if required) were entered into the EDD for SDG: 9971719-HNW-046.

GENERAL CHEMISTRY
USEPA Region II – Data Validation

Project Name: Naval Weapons Industrial Reserve Plant, GM-38 Area-LTM
Location: 100 Broadway, Bethpage, NY
Project Number: 2031-107
SDG #: 9971719-HNW-046
Client: H&S Environmental, Inc.
Date: 07/23/2012
Laboratory: ALS Environmental, Middletown, PA
Reviewer: Samir A. Naguib

Summary:

1. Data validation was performed on the data for nine (9) water samples analyzed for Solids, Total Suspended (TSS) by SM20th 2540D.
2. The samples were collected on 06/06 and 07/2012. The samples were submitted to ALS Environmental, Middletown, PA on 06/08/2012 for analysis.
3. The USEPA Region II SOP No. HW-2, Revision 13, September 2006, Validation of Metals for Contract Laboratory Program (CLP), SOW-ILM05.3 (SOP Revision 13); USEPA National Functional Guidelines for Inorganic Data Review, EPA 540-R-04-004, October 2004 and Quality Assurance Project Plan for GM-38 Area, Naval Weapons Industrial Reserve Plant, Bethpage, NY; September 3, 2009 were used in evaluating the Solids, Total Suspended data in this summary report.
4. In general, the data are valid as reported and may be used for decision making purposes. Selected data points were qualified due to nonconformance of certain Quality Control criteria (See discussion below).

Samples:

The samples included in this review are listed below:

Client Sample ID	Laboratory Sample ID	Collection Date	Matrix	Sample Status
NWIRP-GM-38-GW-RW1-MW1-20120606	9971719001	06/06/12	Water	
NWIRP-GM-38-GW-RW1-MW3-20120607	9971719002	06/07/12	Water	
NWIRP-GM-38-GW-RW2-MW1-20120606	9971719003	06/06/12	Water	
NWIRP-GM-38-GW-RW3-MW1-20120607	9971719004	06/07/12	Water	
NWIRP-GM-38-GW-RW3-MW2-20120607	9971719005	06/07/12	Water	
NWIRP-GM-38-GW-RW3-MW3-20120607	9971719006	06/07/12	Water	
NWIRP-GM-38-GW-RW3-MW4-20120607	9971719007	06/07/12	Water	
NWIRP-GM-38-GW-TP1-20120606	9971719008	06/06/12	Water	
NWIRP-GM-38-GW-RW1-MW1-20120606-DUP	9971719009	06/06/12	Water	Field Duplicate of sample NWIRP-GM-38-GW-RW1-MW1-20120606

Sample Conditions/Problems:

1. The Traffic Reports/Chain-of-Custody Records, Sampling Report and/or Laboratory Case Narrative did not indicate any problems with sample receipt, condition of samples, analytical problems or special circumstances affecting the quality of the data. No qualifications were required.

Holding Times:

1. All water samples were analyzed within the 7days holding times for Solids, Total Suspended. No qualifications were required.

Method Blank (MB), Storage Blank (SB), Field Blank (FB), Rinsate Blank (RB) and Equipment Blank (EB):

1. Method Blank (998378) analyzed on 06/13/2012 was free of contamination. No qualifications were required.
2. Method Blank (998652) analyzed on 06/14/2012 was free of contamination. No qualifications were required.

Field Duplicate:

1. Sample NWIRP-GM-38-GW-RW1-MW1-20120606-DUP (9971719009) was collected as field duplicate for sample NWIRP-GM-38-GW-RW1-MW1-20120606 (9971719001). Both sample results were <4x the Limit Of Quantitation (LOQ) (5.0 mg/L) and the absolute difference was less than the LOQ. No qualifications were required.

Field Sample	Analyte	Analytical Method	Result	Units	Field Duplicate	Result	Units	RPD	Qualifier
MWIRP-GM-38-GW-RW1-MW1-20120606	TSS	SM20- 2540D	9.0	mg/L	MWIRP-GM-38-RW1-MW1-20120606-DUP	5.0	mg/L	57.1	None

Laboratory Duplicate:

1. Laboratory Duplicate source sample was associated with a different SDG.

Compound Quantitation and Reported Detection Limits:

1. All sample results were reported within the linear calibration range.

Comments:

1. Validation qualifiers (if required) were entered into the EDD for SDG: 9971719-HNW-046.



NWIRP BETHPAGE GM-38
JUNE 2012 EVENT
DATA SUMMARY TABLE
AQUEOUS
SDG: 9971719, HNW-046

Sample Name	Lab ID	Analytical Method	Sample Date	Dilution Factor	Analyte	Result	Unit	Qualifier	MDL	RL
NWIRP-GM-38-RW1-MW-1-20120606	9971719001	EPA 624	6/6/2012	1	Acrolein	30	ug/L	R	2.4	30
NWIRP-GM-38-RW1-MW-1-20120606	9971719001	EPA 624	6/6/2012	1	Acrylonitrile	5	ug/L	U	0.89	5
NWIRP-GM-38-RW1-MW-1-20120606	9971719001	EPA 624	6/6/2012	1	Benzene	1	ug/L	U	0.16	1
NWIRP-GM-38-RW1-MW-1-20120606	9971719001	EPA 624	6/6/2012	1	Bromodichloromethane	1	ug/L	U	0.13	1
NWIRP-GM-38-RW1-MW-1-20120606	9971719001	EPA 624	6/6/2012	1	Bromoform	2	ug/L	U	0.21	2
NWIRP-GM-38-RW1-MW-1-20120606	9971719001	EPA 624	6/6/2012	1	Bromomethane	2	ug/L	UJ	0.27	2
NWIRP-GM-38-RW1-MW-1-20120606	9971719001	EPA 624	6/6/2012	1	Carbon Tetrachloride	1	ug/L	U	0.24	1
NWIRP-GM-38-RW1-MW-1-20120606	9971719001	EPA 624	6/6/2012	1	Chlorobenzene	1	ug/L	U	0.11	1
NWIRP-GM-38-RW1-MW-1-20120606	9971719001	EPA 624	6/6/2012	1	Chlorodibromomethane	1	ug/L	U	0.22	1
NWIRP-GM-38-RW1-MW-1-20120606	9971719001	EPA 624	6/6/2012	1	Chloroethane	1	ug/L	UJ	0.24	1
NWIRP-GM-38-RW1-MW-1-20120606	9971719001	EPA 624	6/6/2012	1	2-Chloroethylvinyl ether	2	ug/L	R	0.28	2
NWIRP-GM-38-RW1-MW-1-20120606	9971719001	EPA 624	6/6/2012	1	Chloroform	1	ug/L	U	0.15	1
NWIRP-GM-38-RW1-MW-1-20120606	9971719001	EPA 624	6/6/2012	1	Chloromethane	1	ug/L	UJ	0.25	1
NWIRP-GM-38-RW1-MW-1-20120606	9971719001	EPA 624	6/6/2012	1	1,2-Dichlorobenzene	1	ug/L	U	0.2	1
NWIRP-GM-38-RW1-MW-1-20120606	9971719001	EPA 624	6/6/2012	1	1,3-Dichlorobenzene	1	ug/L	U	0.14	1
NWIRP-GM-38-RW1-MW-1-20120606	9971719001	EPA 624	6/6/2012	1	1,4-Dichlorobenzene	1	ug/L	U	0.15	1
NWIRP-GM-38-RW1-MW-1-20120606	9971719001	EPA 624	6/6/2012	1	1,1-Dichloroethane	4.8	ug/L		0.19	1
NWIRP-GM-38-RW1-MW-1-20120606	9971719001	EPA 624	6/6/2012	1	1,2-Dichloroethane	1	ug/L	UJ	0.22	1
NWIRP-GM-38-RW1-MW-1-20120606	9971719001	EPA 624	6/6/2012	1	1,1-Dichloroethene	2.5	ug/L		0.17	1
NWIRP-GM-38-RW1-MW-1-20120606	9971719001	EPA 624	6/6/2012	1	cis-1,2-Dichloroethene	165	ug/L		0.26	1
NWIRP-GM-38-RW1-MW-1-20120606	9971719001	EPA 624	6/6/2012	1	trans-1,2-Dichloroethene	3.7	ug/L		0.12	1
NWIRP-GM-38-RW1-MW-1-20120606	9971719001	EPA 624	6/6/2012	1	1,2-Dichloropropane	1	ug/L	U	0.24	1
NWIRP-GM-38-RW1-MW-1-20120606	9971719001	EPA 624	6/6/2012	1	cis-1,3-Dichloropropene	1	ug/L	U	0.12	1
NWIRP-GM-38-RW1-MW-1-20120606	9971719001	EPA 624	6/6/2012	1	trans-1,3-Dichloropropene	1	ug/L	U	0.14	1
NWIRP-GM-38-RW1-MW-1-20120606	9971719001	EPA 624	6/6/2012	1	1,3-Dichloropropene, Total	1	ug/L	U	0.19	1
NWIRP-GM-38-RW1-MW-1-20120606	9971719001	EPA 624	6/6/2012	1	Ethylbenzene	1	ug/L	U	0.16	1
NWIRP-GM-38-RW1-MW-1-20120606	9971719001	EPA 624	6/6/2012	1	Methylene Chloride	1	ug/L	U	0.32	1
NWIRP-GM-38-RW1-MW-1-20120606	9971719001	EPA 624	6/6/2012	1	1,1,2,2-Tetrachloroethane	1	ug/L	U	0.22	1
NWIRP-GM-38-RW1-MW-1-20120606	9971719001	EPA 624	6/6/2012	1	Tetrachloroethene	1	ug/L	U	0.26	1
NWIRP-GM-38-RW1-MW-1-20120606	9971719001	EPA 624	6/6/2012	1	Toluene	1	ug/L	U	0.12	1
NWIRP-GM-38-RW1-MW-1-20120606	9971719001	EPA 624	6/6/2012	1	1,1,1-Trichloroethane	0.98	ug/L	J	0.27	1
NWIRP-GM-38-RW1-MW-1-20120606	9971719001	EPA 624	6/6/2012	1	1,1,2-Trichloroethane	1	ug/L	U	0.3	1



NWIRP BETHPAGE GM-38
JUNE 2012 EVENT
DATA SUMMARY TABLE
AQUEOUS
SDG: 9971719, HNW-046

Sample Name	Lab ID	Analytical Method	Sample Date	Dilution Factor	Analyte	Result	Unit	Qualifier	MDL	RL
NWIRP-GM-38-RW1-MW-1-20120606	9971719001	EPA 624	6/6/2012	1	Trichloroethene	107	ug/L		0.21	1
NWIRP-GM-38-RW1-MW-1-20120606	9971719001	EPA 624	6/6/2012	1	Trichlorofluoromethane	1	ug/L	U	0.21	1
NWIRP-GM-38-RW1-MW-1-20120606	9971719001	EPA 624	6/6/2012	1	Vinyl Chloride	2	ug/L	UJ	0.24	2
NWIRP-GM-38-RW1-MW-1-20120606	9971719001	SM20-2540 D	6/6/2012	1	Total Suspended Solids	9	mg/L		5	5
NWIRP-GM-38-RW1-MW-1-20120606	9971719001	EPA 245.1	6/6/2012	1	Mercury, Total	0.0005	mg/L	U	0.0002	0.0005
NWIRP-GM-38-RW1-MW3-20120607	9971719002	EPA 624	6/7/2012	1	Acrolein	30	ug/L	R	2.4	30
NWIRP-GM-38-RW1-MW3-20120607	9971719002	EPA 624	6/7/2012	1	Acrylonitrile	5	ug/L	U	0.89	5
NWIRP-GM-38-RW1-MW3-20120607	9971719002	EPA 624	6/7/2012	1	Benzene	1	ug/L	U	0.16	1
NWIRP-GM-38-RW1-MW3-20120607	9971719002	EPA 624	6/7/2012	1	Bromodichloromethane	1	ug/L	U	0.13	1
NWIRP-GM-38-RW1-MW3-20120607	9971719002	EPA 624	6/7/2012	1	Bromoform	2	ug/L	U	0.21	2
NWIRP-GM-38-RW1-MW3-20120607	9971719002	EPA 624	6/7/2012	1	Bromomethane	2	ug/L	U	0.27	2
NWIRP-GM-38-RW1-MW3-20120607	9971719002	EPA 624	6/7/2012	1	Carbon Tetrachloride	1	ug/L	U	0.24	1
NWIRP-GM-38-RW1-MW3-20120607	9971719002	EPA 624	6/7/2012	1	Chlorobenzene	1	ug/L	U	0.11	1
NWIRP-GM-38-RW1-MW3-20120607	9971719002	EPA 624	6/7/2012	1	Chlorodibromomethane	1	ug/L	U	0.22	1
NWIRP-GM-38-RW1-MW3-20120607	9971719002	EPA 624	6/7/2012	1	Chloroethane	1	ug/L	U	0.24	1
NWIRP-GM-38-RW1-MW3-20120607	9971719002	EPA 624	6/7/2012	1	2-Chloroethylvinyl ether	2	ug/L	U	0.28	2
NWIRP-GM-38-RW1-MW3-20120607	9971719002	EPA 624	6/7/2012	1	Chloroform	0.64	ug/L	J	0.15	1
NWIRP-GM-38-RW1-MW3-20120607	9971719002	EPA 624	6/7/2012	1	Chloromethane	1	ug/L	UJ	0.25	1
NWIRP-GM-38-RW1-MW3-20120607	9971719002	EPA 624	6/7/2012	1	1,2-Dichlorobenzene	1	ug/L	U	0.2	1
NWIRP-GM-38-RW1-MW3-20120607	9971719002	EPA 624	6/7/2012	1	1,3-Dichlorobenzene	1	ug/L	U	0.14	1
NWIRP-GM-38-RW1-MW3-20120607	9971719002	EPA 624	6/7/2012	1	1,4-Dichlorobenzene	1	ug/L	U	0.15	1
NWIRP-GM-38-RW1-MW3-20120607	9971719002	EPA 624	6/7/2012	1	1,1-Dichloroethane	5.7	ug/L		0.19	1
NWIRP-GM-38-RW1-MW3-20120607	9971719002	EPA 624	6/7/2012	1	1,2-Dichloroethane	1	ug/L	UJ	0.22	1
NWIRP-GM-38-RW1-MW3-20120607	9971719002	EPA 624	6/7/2012	1	1,1-Dichloroethene	0.86	ug/L	J	0.17	1
NWIRP-GM-38-RW1-MW3-20120607	9971719002	EPA 624	6/7/2012	1	cis-1,2-Dichloroethene	0.33	ug/L	J	0.26	1
NWIRP-GM-38-RW1-MW3-20120607	9971719002	EPA 624	6/7/2012	1	trans-1,2-Dichloroethene	1	ug/L	U	0.12	1
NWIRP-GM-38-RW1-MW3-20120607	9971719002	EPA 624	6/7/2012	1	1,2-Dichloropropane	1	ug/L	U	0.24	1
NWIRP-GM-38-RW1-MW3-20120607	9971719002	EPA 624	6/7/2012	1	cis-1,3-Dichloropropene	1	ug/L	U	0.12	1
NWIRP-GM-38-RW1-MW3-20120607	9971719002	EPA 624	6/7/2012	1	trans-1,3-Dichloropropene	1	ug/L	U	0.14	1
NWIRP-GM-38-RW1-MW3-20120607	9971719002	EPA 624	6/7/2012	1	1,3-Dichloropropene, Total	1	ug/L	U	0.19	1
NWIRP-GM-38-RW1-MW3-20120607	9971719002	EPA 624	6/7/2012	1	Ethylbenzene	1	ug/L	U	0.16	1
NWIRP-GM-38-RW1-MW3-20120607	9971719002	EPA 624	6/7/2012	1	Methylene Chloride	1	ug/L	U	0.32	1



**NWIRP BETHPAGE GM-38
JUNE 2012 EVENT
DATA SUMMARY TABLE
AQUEOUS
SDG: 9971719, HNW-046**

Sample Name	Lab ID	Analytical Method	Sample Date	Dilution Factor	Analyte	Result	Unit	Qualifier	MDL	RL
NWIRP-GM-38-RW1-MW3-20120607	9971719002	EPA 624	6/7/2012	1	1,1,2,2-Tetrachloroethane	0.23	ug/L	J	0.22	1
NWIRP-GM-38-RW1-MW3-20120607	9971719002	EPA 624	6/7/2012	1	Tetrachloroethene	0.3	ug/L	J	0.26	1
NWIRP-GM-38-RW1-MW3-20120607	9971719002	EPA 624	6/7/2012	1	Toluene	1	ug/L	U	0.12	1
NWIRP-GM-38-RW1-MW3-20120607	9971719002	EPA 624	6/7/2012	1	1,1,1-Trichloroethane	1.1	ug/L	J	0.27	1
NWIRP-GM-38-RW1-MW3-20120607	9971719002	EPA 624	6/7/2012	1	1,1,2-Trichloroethane	0.61	ug/L	J	0.3	1
NWIRP-GM-38-RW1-MW3-20120607	9971719002	EPA 624	6/7/2012	1	Trichloroethene	1.3	ug/L		0.21	1
NWIRP-GM-38-RW1-MW3-20120607	9971719002	EPA 624	6/7/2012	1	Trichlorofluoromethane	1	ug/L	U	0.21	1
NWIRP-GM-38-RW1-MW3-20120607	9971719002	EPA 624	6/7/2012	1	Vinyl Chloride	2	ug/L	UJ	0.24	2
NWIRP-GM-38-RW1-MW3-20120607	9971719002	SM20-2540 D	6/7/2012	1	Total Suspended Solids	5	mg/L	U	5	5
NWIRP-GM-38-RW1-MW3-20120607	9971719002	EPA 245.1	6/7/2012	1	Mercury, Total	0.0005	mg/L	U	0.0002	0.0005
NWIRP-GM-38-RW2-MW1-20120606	9971719003	EPA 624	6/6/2012	1	Acrolein	30	ug/L	R	2.4	30
NWIRP-GM-38-RW2-MW1-20120606	9971719003	EPA 624	6/6/2012	1	Acrylonitrile	5	ug/L	U	0.89	5
NWIRP-GM-38-RW2-MW1-20120606	9971719003	EPA 624	6/6/2012	1	Benzene	1	ug/L	U	0.16	1
NWIRP-GM-38-RW2-MW1-20120606	9971719003	EPA 624	6/6/2012	1	Bromodichloromethane	1	ug/L	U	0.13	1
NWIRP-GM-38-RW2-MW1-20120606	9971719003	EPA 624	6/6/2012	1	Bromoform	2	ug/L	U	0.21	2
NWIRP-GM-38-RW2-MW1-20120606	9971719003	EPA 624	6/6/2012	1	Bromomethane	2	ug/L	U	0.27	2
NWIRP-GM-38-RW2-MW1-20120606	9971719003	EPA 624	6/6/2012	1	Carbon Tetrachloride	1	ug/L	U	0.24	1
NWIRP-GM-38-RW2-MW1-20120606	9971719003	EPA 624	6/6/2012	1	Chlorobenzene	1	ug/L	U	0.11	1
NWIRP-GM-38-RW2-MW1-20120606	9971719003	EPA 624	6/6/2012	1	Chlorodibromomethane	1	ug/L	U	0.22	1
NWIRP-GM-38-RW2-MW1-20120606	9971719003	EPA 624	6/6/2012	1	Chloroethane	1	ug/L	U	0.24	1
NWIRP-GM-38-RW2-MW1-20120606	9971719003	EPA 624	6/6/2012	1	2-Chloroethylvinyl ether	2	ug/L	U	0.28	2
NWIRP-GM-38-RW2-MW1-20120606	9971719003	EPA 624	6/6/2012	1	Chloroform	0.38	ug/L	J	0.15	1
NWIRP-GM-38-RW2-MW1-20120606	9971719003	EPA 624	6/6/2012	1	Chloromethane	1	ug/L	UJ	0.25	1
NWIRP-GM-38-RW2-MW1-20120606	9971719003	EPA 624	6/6/2012	1	1,2-Dichlorobenzene	1	ug/L	U	0.2	1
NWIRP-GM-38-RW2-MW1-20120606	9971719003	EPA 624	6/6/2012	1	1,3-Dichlorobenzene	1	ug/L	U	0.14	1
NWIRP-GM-38-RW2-MW1-20120606	9971719003	EPA 624	6/6/2012	1	1,4-Dichlorobenzene	1	ug/L	U	0.15	1
NWIRP-GM-38-RW2-MW1-20120606	9971719003	EPA 624	6/6/2012	1	1,1-Dichloroethane	4.2	ug/L		0.19	1
NWIRP-GM-38-RW2-MW1-20120606	9971719003	EPA 624	6/6/2012	1	1,2-Dichloroethane	1	ug/L	UJ	0.22	1
NWIRP-GM-38-RW2-MW1-20120606	9971719003	EPA 624	6/6/2012	1	1,1-Dichloroethene	0.55	ug/L	J	0.17	1
NWIRP-GM-38-RW2-MW1-20120606	9971719003	EPA 624	6/6/2012	1	cis-1,2-Dichloroethene	0.32	ug/L	J	0.26	1
NWIRP-GM-38-RW2-MW1-20120606	9971719003	EPA 624	6/6/2012	1	trans-1,2-Dichloroethene	1	ug/L	U	0.12	1
NWIRP-GM-38-RW2-MW1-20120606	9971719003	EPA 624	6/6/2012	1	1,2-Dichloropropane	1	ug/L	U	0.24	1



NWIRP BETHPAGE GM-38
JUNE 2012 EVENT
DATA SUMMARY TABLE
AQUEOUS
SDG: 9971719, HNW-046

Sample Name	Lab ID	Analytical Method	Sample Date	Dilution Factor	Analyte	Result	Unit	Qualifier	MDL	RL
NWIRP-GM-38-RW2-MW1-20120606	9971719003	EPA 624	6/6/2012	1	cis-1,3-Dichloropropene	1	ug/L	U	0.12	1
NWIRP-GM-38-RW2-MW1-20120606	9971719003	EPA 624	6/6/2012	1	trans-1,3-Dichloropropene	1	ug/L	U	0.14	1
NWIRP-GM-38-RW2-MW1-20120606	9971719003	EPA 624	6/6/2012	1	1,3-Dichloropropene, Total	1	ug/L	U	0.19	1
NWIRP-GM-38-RW2-MW1-20120606	9971719003	EPA 624	6/6/2012	1	Ethylbenzene	1	ug/L	U	0.16	1
NWIRP-GM-38-RW2-MW1-20120606	9971719003	EPA 624	6/6/2012	1	Methylene Chloride	1	ug/L	U	0.32	1
NWIRP-GM-38-RW2-MW1-20120606	9971719003	EPA 624	6/6/2012	1	1,1,2,2-Tetrachloroethane	1	ug/L	U	0.22	1
NWIRP-GM-38-RW2-MW1-20120606	9971719003	EPA 624	6/6/2012	1	Tetrachloroethene	1	ug/L	U	0.26	1
NWIRP-GM-38-RW2-MW1-20120606	9971719003	EPA 624	6/6/2012	1	Toluene	1	ug/L	U	0.12	1
NWIRP-GM-38-RW2-MW1-20120606	9971719003	EPA 624	6/6/2012	1	1,1,1-Trichloroethane	1	ug/L	UJ	0.27	1
NWIRP-GM-38-RW2-MW1-20120606	9971719003	EPA 624	6/6/2012	1	1,1,2-Trichloroethane	1	ug/L	U	0.3	1
NWIRP-GM-38-RW2-MW1-20120606	9971719003	EPA 624	6/6/2012	1	Trichloroethene	9	ug/L		0.21	1
NWIRP-GM-38-RW2-MW1-20120606	9971719003	EPA 624	6/6/2012	1	Trichlorofluoromethane	1	ug/L	U	0.21	1
NWIRP-GM-38-RW2-MW1-20120606	9971719003	EPA 624	6/6/2012	1	Vinyl Chloride	2	ug/L	UJ	0.24	2
NWIRP-GM-38-RW2-MW1-20120606	9971719003	SM20-2540 D	6/6/2012	1	Total Suspended Solids	25	mg/L		5	5
NWIRP-GM-38-RW2-MW1-20120606	9971719003	EPA 245.1	6/6/2012	1	Mercury, Total	0.0005	mg/L	U	0.0002	0.0005
NWIRP-GM-38-RW3-MW1-20120607	9971719004	EPA 624	6/7/2012	1	Acrolein	30	ug/L	R	2.4	30
NWIRP-GM-38-RW3-MW1-20120607	9971719004	EPA 624	6/7/2012	1	Acrylonitrile	5	ug/L	U	0.89	5
NWIRP-GM-38-RW3-MW1-20120607	9971719004	EPA 624	6/7/2012	1	Benzene	1	ug/L	U	0.16	1
NWIRP-GM-38-RW3-MW1-20120607	9971719004	EPA 624	6/7/2012	1	Bromodichloromethane	1	ug/L	U	0.13	1
NWIRP-GM-38-RW3-MW1-20120607	9971719004	EPA 624	6/7/2012	1	Bromoform	2	ug/L	U	0.21	2
NWIRP-GM-38-RW3-MW1-20120607	9971719004	EPA 624	6/7/2012	1	Bromomethane	2	ug/L	U	0.27	2
NWIRP-GM-38-RW3-MW1-20120607	9971719004	EPA 624	6/7/2012	1	Carbon Tetrachloride	1	ug/L	U	0.24	1
NWIRP-GM-38-RW3-MW1-20120607	9971719004	EPA 624	6/7/2012	1	Chlorobenzene	1	ug/L	U	0.11	1
NWIRP-GM-38-RW3-MW1-20120607	9971719004	EPA 624	6/7/2012	1	Chlorodibromomethane	1	ug/L	U	0.22	1
NWIRP-GM-38-RW3-MW1-20120607	9971719004	EPA 624	6/7/2012	1	Chloroethane	1	ug/L	U	0.24	1
NWIRP-GM-38-RW3-MW1-20120607	9971719004	EPA 624	6/7/2012	1	2-Chloroethylvinyl ether	2	ug/L	U	0.28	2
NWIRP-GM-38-RW3-MW1-20120607	9971719004	EPA 624	6/7/2012	1	Chloroform	1	ug/L	U	0.15	1
NWIRP-GM-38-RW3-MW1-20120607	9971719004	EPA 624	6/7/2012	1	Chloromethane	1	ug/L	UJ	0.25	1
NWIRP-GM-38-RW3-MW1-20120607	9971719004	EPA 624	6/7/2012	1	1,2-Dichlorobenzene	1	ug/L	U	0.2	1
NWIRP-GM-38-RW3-MW1-20120607	9971719004	EPA 624	6/7/2012	1	1,3-Dichlorobenzene	1	ug/L	U	0.14	1
NWIRP-GM-38-RW3-MW1-20120607	9971719004	EPA 624	6/7/2012	1	1,4-Dichlorobenzene	1	ug/L	U	0.15	1
NWIRP-GM-38-RW3-MW1-20120607	9971719004	EPA 624	6/7/2012	1	1,1-Dichloroethane	0.8	ug/L	J	0.19	1



NWIRP BETHPAGE GM-38
JUNE 2012 EVENT
DATA SUMMARY TABLE
AQUEOUS
SDG: 9971719, HNW-046

Sample Name	Lab ID	Analytical Method	Sample Date	Dilution Factor	Analyte	Result	Unit	Qualifier	MDL	RL
NWIRP-GM-38-RW3-MW1-20120607	9971719004	EPA 624	6/7/2012	1	1,2-Dichloroethane	1	ug/L	UJ	0.22	1
NWIRP-GM-38-RW3-MW1-20120607	9971719004	EPA 624	6/7/2012	1	1,1-Dichloroethene	0.19	ug/L	J	0.17	1
NWIRP-GM-38-RW3-MW1-20120607	9971719004	EPA 624	6/7/2012	1	cis-1,2-Dichloroethene	0.39	ug/L	J	0.26	1
NWIRP-GM-38-RW3-MW1-20120607	9971719004	EPA 624	6/7/2012	1	trans-1,2-Dichloroethene	1	ug/L	U	0.12	1
NWIRP-GM-38-RW3-MW1-20120607	9971719004	EPA 624	6/7/2012	1	1,2-Dichloropropane	1	ug/L	U	0.24	1
NWIRP-GM-38-RW3-MW1-20120607	9971719004	EPA 624	6/7/2012	1	cis-1,3-Dichloropropene	1	ug/L	U	0.12	1
NWIRP-GM-38-RW3-MW1-20120607	9971719004	EPA 624	6/7/2012	1	trans-1,3-Dichloropropene	1	ug/L	U	0.14	1
NWIRP-GM-38-RW3-MW1-20120607	9971719004	EPA 624	6/7/2012	1	1,3-Dichloropropene, Total	1	ug/L	U	0.19	1
NWIRP-GM-38-RW3-MW1-20120607	9971719004	EPA 624	6/7/2012	1	Ethylbenzene	1	ug/L	U	0.16	1
NWIRP-GM-38-RW3-MW1-20120607	9971719004	EPA 624	6/7/2012	1	Methylene Chloride	1	ug/L	U	0.32	1
NWIRP-GM-38-RW3-MW1-20120607	9971719004	EPA 624	6/7/2012	1	1,1,2,2-Tetrachloroethane	1	ug/L	U	0.22	1
NWIRP-GM-38-RW3-MW1-20120607	9971719004	EPA 624	6/7/2012	1	Tetrachloroethene	0.33	ug/L	J	0.26	1
NWIRP-GM-38-RW3-MW1-20120607	9971719004	EPA 624	6/7/2012	1	Toluene	0.26	ug/L	J	0.12	1
NWIRP-GM-38-RW3-MW1-20120607	9971719004	EPA 624	6/7/2012	1	1,1,1-Trichloroethane	0.54	ug/L	J	0.27	1
NWIRP-GM-38-RW3-MW1-20120607	9971719004	EPA 624	6/7/2012	1	1,1,2-Trichloroethane	1	ug/L	U	0.3	1
NWIRP-GM-38-RW3-MW1-20120607	9971719004	EPA 624	6/7/2012	1	Trichloroethene	42.5	ug/L		0.21	1
NWIRP-GM-38-RW3-MW1-20120607	9971719004	EPA 624	6/7/2012	1	Trichlorofluoromethane	1	ug/L	U	0.21	1
NWIRP-GM-38-RW3-MW1-20120607	9971719004	EPA 624	6/7/2012	1	Vinyl Chloride	2	ug/L	UJ	0.24	2
NWIRP-GM-38-RW3-MW1-20120607	9971719004	SM20-2540 D	6/7/2012	1	Total Suspended Solids	17	mg/L		5	5
NWIRP-GM-38-RW3-MW1-20120607	9971719004	EPA 245.1	6/7/2012	1	Mercury, Total	0.0005	mg/L	U	0.0002	0.0005
NWIRP-GM-38-RW3-MW2-20120607	9971719005	EPA 624	6/7/2012	1	Acrolein	30	ug/L	R	2.4	30
NWIRP-GM-38-RW3-MW2-20120607	9971719005	EPA 624	6/7/2012	1	Acrylonitrile	5	ug/L	U	0.89	5
NWIRP-GM-38-RW3-MW2-20120607	9971719005	EPA 624	6/7/2012	1	Benzene	1	ug/L	U	0.16	1
NWIRP-GM-38-RW3-MW2-20120607	9971719005	EPA 624	6/7/2012	1	Bromodichloromethane	1	ug/L	U	0.13	1
NWIRP-GM-38-RW3-MW2-20120607	9971719005	EPA 624	6/7/2012	1	Bromoform	2	ug/L	U	0.21	2
NWIRP-GM-38-RW3-MW2-20120607	9971719005	EPA 624	6/7/2012	1	Bromomethane	2	ug/L	U	0.27	2
NWIRP-GM-38-RW3-MW2-20120607	9971719005	EPA 624	6/7/2012	1	Carbon Tetrachloride	1	ug/L	U	0.24	1
NWIRP-GM-38-RW3-MW2-20120607	9971719005	EPA 624	6/7/2012	1	Chlorobenzene	1	ug/L	U	0.11	1
NWIRP-GM-38-RW3-MW2-20120607	9971719005	EPA 624	6/7/2012	1	Chlorodibromomethane	1	ug/L	U	0.22	1
NWIRP-GM-38-RW3-MW2-20120607	9971719005	EPA 624	6/7/2012	1	Chloroethane	1	ug/L	U	0.24	1
NWIRP-GM-38-RW3-MW2-20120607	9971719005	EPA 624	6/7/2012	1	2-Chloroethylvinyl ether	2	ug/L	U	0.28	2
NWIRP-GM-38-RW3-MW2-20120607	9971719005	EPA 624	6/7/2012	1	Chloroform	0.23	ug/L	J	0.15	1



NWIRP BETHPAGE GM-38
JUNE 2012 EVENT
DATA SUMMARY TABLE
AQUEOUS
SDG: 9971719, HNW-046

Sample Name	Lab ID	Analytical Method	Sample Date	Dilution Factor	Analyte	Result	Unit	Qualifier	MDL	RL
NWIRP-GM-38-RW3-MW2-20120607	9971719005	EPA 624	6/7/2012	1	Chloromethane	1	ug/L	UJ	0.25	1
NWIRP-GM-38-RW3-MW2-20120607	9971719005	EPA 624	6/7/2012	1	1,2-Dichlorobenzene	1	ug/L	U	0.2	1
NWIRP-GM-38-RW3-MW2-20120607	9971719005	EPA 624	6/7/2012	1	1,3-Dichlorobenzene	1	ug/L	U	0.14	1
NWIRP-GM-38-RW3-MW2-20120607	9971719005	EPA 624	6/7/2012	1	1,4-Dichlorobenzene	1	ug/L	U	0.15	1
NWIRP-GM-38-RW3-MW2-20120607	9971719005	EPA 624	6/7/2012	1	1,1-Dichloroethane	0.66	ug/L	J	0.19	1
NWIRP-GM-38-RW3-MW2-20120607	9971719005	EPA 624	6/7/2012	1	1,2-Dichloroethane	1	ug/L	UJ	0.22	1
NWIRP-GM-38-RW3-MW2-20120607	9971719005	EPA 624	6/7/2012	1	1,1-Dichloroethene	0.36	ug/L	J	0.17	1
NWIRP-GM-38-RW3-MW2-20120607	9971719005	EPA 624	6/7/2012	1	cis-1,2-Dichloroethene	1.5	ug/L		0.26	1
NWIRP-GM-38-RW3-MW2-20120607	9971719005	EPA 624	6/7/2012	1	trans-1,2-Dichloroethene	1	ug/L	U	0.12	1
NWIRP-GM-38-RW3-MW2-20120607	9971719005	EPA 624	6/7/2012	1	1,2-Dichloropropane	1	ug/L	U	0.24	1
NWIRP-GM-38-RW3-MW2-20120607	9971719005	EPA 624	6/7/2012	1	cis-1,3-Dichloropropene	1	ug/L	U	0.12	1
NWIRP-GM-38-RW3-MW2-20120607	9971719005	EPA 624	6/7/2012	1	trans-1,3-Dichloropropene	1	ug/L	U	0.14	1
NWIRP-GM-38-RW3-MW2-20120607	9971719005	EPA 624	6/7/2012	1	1,3-Dichloropropene, Total	1	ug/L	U	0.19	1
NWIRP-GM-38-RW3-MW2-20120607	9971719005	EPA 624	6/7/2012	1	Ethylbenzene	1	ug/L	U	0.16	1
NWIRP-GM-38-RW3-MW2-20120607	9971719005	EPA 624	6/7/2012	1	Methylene Chloride	1	ug/L	U	0.32	1
NWIRP-GM-38-RW3-MW2-20120607	9971719005	EPA 624	6/7/2012	1	1,1,2,2-Tetrachloroethane	1	ug/L	U	0.22	1
NWIRP-GM-38-RW3-MW2-20120607	9971719005	EPA 624	6/7/2012	1	Tetrachloroethene	1	ug/L	U	0.26	1
NWIRP-GM-38-RW3-MW2-20120607	9971719005	EPA 624	6/7/2012	1	Toluene	1	ug/L	U	0.12	1
NWIRP-GM-38-RW3-MW2-20120607	9971719005	EPA 624	6/7/2012	1	1,1,1-Trichloroethane	0.54	ug/L	J	0.27	1
NWIRP-GM-38-RW3-MW2-20120607	9971719005	EPA 624	6/7/2012	1	1,1,2-Trichloroethane	1	ug/L	U	0.3	1
NWIRP-GM-38-RW3-MW2-20120607	9971719005	EPA 624	6/7/2012	1	Trichloroethene	209	ug/L		0.21	1
NWIRP-GM-38-RW3-MW2-20120607	9971719005	EPA 624	6/7/2012	1	Trichlorofluoromethane	1	ug/L	U	0.21	1
NWIRP-GM-38-RW3-MW2-20120607	9971719005	EPA 624	6/7/2012	1	Vinyl Chloride	2	ug/L	UJ	0.24	2
NWIRP-GM-38-RW3-MW2-20120607	9971719005	SM20-2540 D	6/7/2012	1	Total Suspended Solids	5	mg/L	U	5	5
NWIRP-GM-38-RW3-MW2-20120607	9971719005	EPA 245.1	6/7/2012	1	Mercury, Total	0.0005	mg/L	U	0.0002	0.0005
NWIRP-GM-38-RW3-MW3-20120607	9971719006	EPA 624	6/7/2012	5	Acrolein	150	ug/L	R	12	150
NWIRP-GM-38-RW3-MW3-20120607	9971719006	EPA 624	6/7/2012	5	Acrylonitrile	25	ug/L	U	4.5	25
NWIRP-GM-38-RW3-MW3-20120607	9971719006	EPA 624	6/7/2012	5	Benzene	5	ug/L	U	0.8	5
NWIRP-GM-38-RW3-MW3-20120607	9971719006	EPA 624	6/7/2012	5	Bromodichloromethane	5	ug/L	U	0.65	5
NWIRP-GM-38-RW3-MW3-20120607	9971719006	EPA 624	6/7/2012	5	Bromoform	10	ug/L	U	1.1	10
NWIRP-GM-38-RW3-MW3-20120607	9971719006	EPA 624	6/7/2012	5	Bromomethane	10	ug/L	U	1.4	10
NWIRP-GM-38-RW3-MW3-20120607	9971719006	EPA 624	6/7/2012	5	Carbon Tetrachloride	5	ug/L	U	1.2	5



NWIRP BETHPAGE GM-38
JUNE 2012 EVENT
DATA SUMMARY TABLE
AQUEOUS
SDG: 9971719, HNW-046

Sample Name	Lab ID	Analytical Method	Sample Date	Dilution Factor	Analyte	Result	Unit	Qualifier	MDL	RL
NWIRP-GM-38-RW3-MW3-20120607	9971719006	EPA 624	6/7/2012	5	Chlorobenzene	5	ug/L	U	0.55	5
NWIRP-GM-38-RW3-MW3-20120607	9971719006	EPA 624	6/7/2012	5	Chlorodibromomethane	5	ug/L	U	1.1	5
NWIRP-GM-38-RW3-MW3-20120607	9971719006	EPA 624	6/7/2012	5	Chloroethane	5	ug/L	U	1.2	5
NWIRP-GM-38-RW3-MW3-20120607	9971719006	EPA 624	6/7/2012	5	2-Chloroethylvinyl ether	10	ug/L	U	1.4	10
NWIRP-GM-38-RW3-MW3-20120607	9971719006	EPA 624	6/7/2012	5	Chloroform	2.3	ug/L	J	0.75	5
NWIRP-GM-38-RW3-MW3-20120607	9971719006	EPA 624	6/7/2012	5	Chloromethane	5	ug/L	UJ	1.3	5
NWIRP-GM-38-RW3-MW3-20120607	9971719006	EPA 624	6/7/2012	5	1,2-Dichlorobenzene	5	ug/L	U	1	5
NWIRP-GM-38-RW3-MW3-20120607	9971719006	EPA 624	6/7/2012	5	1,3-Dichlorobenzene	5	ug/L	U	0.7	5
NWIRP-GM-38-RW3-MW3-20120607	9971719006	EPA 624	6/7/2012	5	1,4-Dichlorobenzene	5	ug/L	U	0.75	5
NWIRP-GM-38-RW3-MW3-20120607	9971719006	EPA 624	6/7/2012	5	1,1-Dichloroethane	2.6	ug/L	J	0.95	5
NWIRP-GM-38-RW3-MW3-20120607	9971719006	EPA 624	6/7/2012	5	1,2-Dichloroethane	5	ug/L	UJ	1.1	5
NWIRP-GM-38-RW3-MW3-20120607	9971719006	EPA 624	6/7/2012	5	1,1-Dichloroethene	1.7	ug/L	J	0.85	5
NWIRP-GM-38-RW3-MW3-20120607	9971719006	EPA 624	6/7/2012	5	cis-1,2-Dichloroethene	1.4	ug/L	J	1.3	5
NWIRP-GM-38-RW3-MW3-20120607	9971719006	EPA 624	6/7/2012	5	trans-1,2-Dichloroethene	5	ug/L	U	0.6	5
NWIRP-GM-38-RW3-MW3-20120607	9971719006	EPA 624	6/7/2012	5	1,2-Dichloropropane	5	ug/L	U	1.2	5
NWIRP-GM-38-RW3-MW3-20120607	9971719006	EPA 624	6/7/2012	5	cis-1,3-Dichloropropene	5	ug/L	U	0.6	5
NWIRP-GM-38-RW3-MW3-20120607	9971719006	EPA 624	6/7/2012	5	trans-1,3-Dichloropropene	5	ug/L	U	0.7	5
NWIRP-GM-38-RW3-MW3-20120607	9971719006	EPA 624	6/7/2012	5	1,3-Dichloropropene, Total	5	ug/L	U	0.95	5
NWIRP-GM-38-RW3-MW3-20120607	9971719006	EPA 624	6/7/2012	5	Ethylbenzene	5	ug/L	U	0.8	5
NWIRP-GM-38-RW3-MW3-20120607	9971719006	EPA 624	6/7/2012	5	Methylene Chloride	5	ug/L	U	1.6	5
NWIRP-GM-38-RW3-MW3-20120607	9971719006	EPA 624	6/7/2012	5	1,1,2,2-Tetrachloroethane	5	ug/L	U	1.1	5
NWIRP-GM-38-RW3-MW3-20120607	9971719006	EPA 624	6/7/2012	5	Tetrachloroethene	5	ug/L	U	1.3	5
NWIRP-GM-38-RW3-MW3-20120607	9971719006	EPA 624	6/7/2012	5	Toluene	5	ug/L	U	0.6	5
NWIRP-GM-38-RW3-MW3-20120607	9971719006	EPA 624	6/7/2012	5	1,1,1-Trichloroethane	5	ug/L	UJ	1.4	5
NWIRP-GM-38-RW3-MW3-20120607	9971719006	EPA 624	6/7/2012	5	1,1,2-Trichloroethane	5	ug/L	U	1.5	5
NWIRP-GM-38-RW3-MW3-20120607	9971719006	EPA 624	6/7/2012	5	Trichloroethene	285	ug/L		1.1	5
NWIRP-GM-38-RW3-MW3-20120607	9971719006	EPA 624	6/7/2012	5	Trichlorofluoromethane	5	ug/L	U	1.1	5
NWIRP-GM-38-RW3-MW3-20120607	9971719006	EPA 624	6/7/2012	5	Vinyl Chloride	10	ug/L	UJ	1.2	10
NWIRP-GM-38-RW3-MW3-20120607	9971719006	SM20-2540 D	6/7/2012	1	Total Suspended Solids	13	mg/L		5	5
NWIRP-GM-38-RW3-MW3-20120607	9971719006	EPA 245.1	6/7/2012	1	Mercury, Total	0.0005	mg/L	U	0.0002	0.0005
NWIRP-GM-38-RW3-MW4-20120607	9971719007	EPA 624	6/7/2012	1	Acrolein	30	ug/L	R	2.4	30
NWIRP-GM-38-RW3-MW4-20120607	9971719007	EPA 624	6/7/2012	1	Acrylonitrile	5	ug/L	U	0.89	5



NWIRP BETHPAGE GM-38
JUNE 2012 EVENT
DATA SUMMARY TABLE
AQUEOUS
SDG: 9971719, HNW-046

Sample Name	Lab ID	Analytical Method	Sample Date	Dilution Factor	Analyte	Result	Unit	Qualifier	MDL	RL
NWIRP-GM-38-RW3-MW4-20120607	9971719007	EPA 624	6/7/2012	1	Benzene	1	ug/L	U	0.16	1
NWIRP-GM-38-RW3-MW4-20120607	9971719007	EPA 624	6/7/2012	1	Bromodichloromethane	1	ug/L	U	0.13	1
NWIRP-GM-38-RW3-MW4-20120607	9971719007	EPA 624	6/7/2012	1	Bromoform	2	ug/L	U	0.21	2
NWIRP-GM-38-RW3-MW4-20120607	9971719007	EPA 624	6/7/2012	1	Bromomethane	2	ug/L	U	0.27	2
NWIRP-GM-38-RW3-MW4-20120607	9971719007	EPA 624	6/7/2012	1	Carbon Tetrachloride	1	ug/L	U	0.24	1
NWIRP-GM-38-RW3-MW4-20120607	9971719007	EPA 624	6/7/2012	1	Chlorobenzene	1	ug/L	U	0.11	1
NWIRP-GM-38-RW3-MW4-20120607	9971719007	EPA 624	6/7/2012	1	Chlorodibromomethane	1	ug/L	U	0.22	1
NWIRP-GM-38-RW3-MW4-20120607	9971719007	EPA 624	6/7/2012	1	Chloroethane	1	ug/L	U	0.24	1
NWIRP-GM-38-RW3-MW4-20120607	9971719007	EPA 624	6/7/2012	1	2-Chloroethylvinyl ether	2	ug/L	U	0.28	2
NWIRP-GM-38-RW3-MW4-20120607	9971719007	EPA 624	6/7/2012	1	Chloroform	1	ug/L	U	0.15	1
NWIRP-GM-38-RW3-MW4-20120607	9971719007	EPA 624	6/7/2012	1	Chloromethane	1	ug/L	UJ	0.25	1
NWIRP-GM-38-RW3-MW4-20120607	9971719007	EPA 624	6/7/2012	1	1,2-Dichlorobenzene	1	ug/L	U	0.2	1
NWIRP-GM-38-RW3-MW4-20120607	9971719007	EPA 624	6/7/2012	1	1,3-Dichlorobenzene	1	ug/L	U	0.14	1
NWIRP-GM-38-RW3-MW4-20120607	9971719007	EPA 624	6/7/2012	1	1,4-Dichlorobenzene	1	ug/L	U	0.15	1
NWIRP-GM-38-RW3-MW4-20120607	9971719007	EPA 624	6/7/2012	1	1,1-Dichloroethane	0.5	ug/L	J	0.19	1
NWIRP-GM-38-RW3-MW4-20120607	9971719007	EPA 624	6/7/2012	1	1,2-Dichloroethane	1	ug/L	UJ	0.22	1
NWIRP-GM-38-RW3-MW4-20120607	9971719007	EPA 624	6/7/2012	1	1,1-Dichloroethene	1	ug/L	U	0.17	1
NWIRP-GM-38-RW3-MW4-20120607	9971719007	EPA 624	6/7/2012	1	cis-1,2-Dichloroethene	1	ug/L	U	0.26	1
NWIRP-GM-38-RW3-MW4-20120607	9971719007	EPA 624	6/7/2012	1	trans-1,2-Dichloroethene	1	ug/L	U	0.12	1
NWIRP-GM-38-RW3-MW4-20120607	9971719007	EPA 624	6/7/2012	1	1,2-Dichloropropane	1	ug/L	U	0.24	1
NWIRP-GM-38-RW3-MW4-20120607	9971719007	EPA 624	6/7/2012	1	cis-1,3-Dichloropropene	1	ug/L	U	0.12	1
NWIRP-GM-38-RW3-MW4-20120607	9971719007	EPA 624	6/7/2012	1	trans-1,3-Dichloropropene	1	ug/L	U	0.14	1
NWIRP-GM-38-RW3-MW4-20120607	9971719007	EPA 624	6/7/2012	1	1,3-Dichloropropene, Total	1	ug/L	U	0.19	1
NWIRP-GM-38-RW3-MW4-20120607	9971719007	EPA 624	6/7/2012	1	Ethylbenzene	1	ug/L	U	0.16	1
NWIRP-GM-38-RW3-MW4-20120607	9971719007	EPA 624	6/7/2012	1	Methylene Chloride	1	ug/L	U	0.32	1
NWIRP-GM-38-RW3-MW4-20120607	9971719007	EPA 624	6/7/2012	1	1,1,2,2-Tetrachloroethane	1	ug/L	U	0.22	1
NWIRP-GM-38-RW3-MW4-20120607	9971719007	EPA 624	6/7/2012	1	Tetrachloroethene	1	ug/L	U	0.26	1
NWIRP-GM-38-RW3-MW4-20120607	9971719007	EPA 624	6/7/2012	1	Toluene	1	ug/L	U	0.12	1
NWIRP-GM-38-RW3-MW4-20120607	9971719007	EPA 624	6/7/2012	1	1,1,1-Trichloroethane	1	ug/L	UJ	0.27	1
NWIRP-GM-38-RW3-MW4-20120607	9971719007	EPA 624	6/7/2012	1	1,1,2-Trichloroethane	1	ug/L	U	0.3	1
NWIRP-GM-38-RW3-MW4-20120607	9971719007	EPA 624	6/7/2012	1	Trichloroethene	5.4	ug/L		0.21	1
NWIRP-GM-38-RW3-MW4-20120607	9971719007	EPA 624	6/7/2012	1	Trichlorofluoromethane	1	ug/L	U	0.21	1



NWIRP BETHPAGE GM-38
JUNE 2012 EVENT
DATA SUMMARY TABLE
AQUEOUS
SDG: 9971719, HNW-046

Sample Name	Lab ID	Analytical Method	Sample Date	Dilution Factor	Analyte	Result	Unit	Qualifier	MDL	RL
NWIRP-GM-38-RW3-MW4-20120607	9971719007	EPA 624	6/7/2012	1	Vinyl Chloride	2	ug/L	UJ	0.24	2
NWIRP-GM-38-RW3-MW4-20120607	9971719007	SM20-2540 D	6/7/2012	1	Total Suspended Solids	5	mg/L	U	5	5
NWIRP-GM-38-RW3-MW4-20120607	9971719007	EPA 245.1	6/7/2012	1	Mercury, Total	0.0005	mg/L	U	0.0002	0.0005
NWIRP-GM-38-TP1-20120606	9971719008	EPA 624	6/6/2012	1	Acrolein	30	ug/L	R	2.4	30
NWIRP-GM-38-TP1-20120606	9971719008	EPA 624	6/6/2012	1	Acrylonitrile	5	ug/L	U	0.89	5
NWIRP-GM-38-TP1-20120606	9971719008	EPA 624	6/6/2012	1	Benzene	1	ug/L	U	0.16	1
NWIRP-GM-38-TP1-20120606	9971719008	EPA 624	6/6/2012	1	Bromodichloromethane	1	ug/L	U	0.13	1
NWIRP-GM-38-TP1-20120606	9971719008	EPA 624	6/6/2012	1	Bromoform	2	ug/L	U	0.21	2
NWIRP-GM-38-TP1-20120606	9971719008	EPA 624	6/6/2012	1	Bromomethane	2	ug/L	U	0.27	2
NWIRP-GM-38-TP1-20120606	9971719008	EPA 624	6/6/2012	1	Carbon Tetrachloride	1	ug/L	U	0.24	1
NWIRP-GM-38-TP1-20120606	9971719008	EPA 624	6/6/2012	1	Chlorobenzene	1	ug/L	U	0.11	1
NWIRP-GM-38-TP1-20120606	9971719008	EPA 624	6/6/2012	1	Chlorodibromomethane	1	ug/L	U	0.22	1
NWIRP-GM-38-TP1-20120606	9971719008	EPA 624	6/6/2012	1	Chloroethane	1	ug/L	U	0.24	1
NWIRP-GM-38-TP1-20120606	9971719008	EPA 624	6/6/2012	1	2-Chloroethylvinyl ether	2	ug/L	U	0.28	2
NWIRP-GM-38-TP1-20120606	9971719008	EPA 624	6/6/2012	1	Chloroform	0.82	ug/L	J	0.15	1
NWIRP-GM-38-TP1-20120606	9971719008	EPA 624	6/6/2012	1	Chloromethane	1	ug/L	UJ	0.25	1
NWIRP-GM-38-TP1-20120606	9971719008	EPA 624	6/6/2012	1	1,2-Dichlorobenzene	1	ug/L	U	0.2	1
NWIRP-GM-38-TP1-20120606	9971719008	EPA 624	6/6/2012	1	1,3-Dichlorobenzene	1	ug/L	U	0.14	1
NWIRP-GM-38-TP1-20120606	9971719008	EPA 624	6/6/2012	1	1,4-Dichlorobenzene	1	ug/L	U	0.15	1
NWIRP-GM-38-TP1-20120606	9971719008	EPA 624	6/6/2012	1	1,1-Dichloroethane	3.7	ug/L		0.19	1
NWIRP-GM-38-TP1-20120606	9971719008	EPA 624	6/6/2012	1	1,2-Dichloroethane	1	ug/L	UJ	0.22	1
NWIRP-GM-38-TP1-20120606	9971719008	EPA 624	6/6/2012	1	1,1-Dichloroethene	1.4	ug/L		0.17	1
NWIRP-GM-38-TP1-20120606	9971719008	EPA 624	6/6/2012	1	cis-1,2-Dichloroethene	29.9	ug/L		0.26	1
NWIRP-GM-38-TP1-20120606	9971719008	EPA 624	6/6/2012	1	trans-1,2-Dichloroethene	0.79	ug/L	J	0.12	1
NWIRP-GM-38-TP1-20120606	9971719008	EPA 624	6/6/2012	1	1,2-Dichloropropane	1	ug/L	U	0.24	1
NWIRP-GM-38-TP1-20120606	9971719008	EPA 624	6/6/2012	1	cis-1,3-Dichloropropene	1	ug/L	U	0.12	1
NWIRP-GM-38-TP1-20120606	9971719008	EPA 624	6/6/2012	1	trans-1,3-Dichloropropene	1	ug/L	U	0.14	1
NWIRP-GM-38-TP1-20120606	9971719008	EPA 624	6/6/2012	1	1,3-Dichloropropene, Total	1	ug/L	U	0.19	1
NWIRP-GM-38-TP1-20120606	9971719008	EPA 624	6/6/2012	1	Ethylbenzene	1	ug/L	U	0.16	1
NWIRP-GM-38-TP1-20120606	9971719008	EPA 624	6/6/2012	1	Methylene Chloride	1	ug/L	U	0.32	1
NWIRP-GM-38-TP1-20120606	9971719008	EPA 624	6/6/2012	1	1,1,2,2-Tetrachloroethane	1	ug/L	U	0.22	1
NWIRP-GM-38-TP1-20120606	9971719008	EPA 624	6/6/2012	1	Tetrachloroethene	6	ug/L		0.26	1



NWIRP BETHPAGE GM-38
JUNE 2012 EVENT
DATA SUMMARY TABLE
AQUEOUS
SDG: 9971719, HNW-046

Sample Name	Lab ID	Analytical Method	Sample Date	Dilution Factor	Analyte	Result	Unit	Qualifier	MDL	RL
NWIRP-GM-38-TP1-20120606	9971719008	EPA 624	6/6/2012	1	Toluene	1	ug/L	U	0.12	1
NWIRP-GM-38-TP1-20120606	9971719008	EPA 624	6/6/2012	1	1,1,1-Trichloroethane	1.1	ug/L	J	0.27	1
NWIRP-GM-38-TP1-20120606	9971719008	EPA 624	6/6/2012	1	1,1,2-Trichloroethane	1	ug/L	U	0.3	1
NWIRP-GM-38-TP1-20120606	9971719008	EPA 624	6/6/2012	1	Trichloroethene	40.4	ug/L		0.21	1
NWIRP-GM-38-TP1-20120606	9971719008	EPA 624	6/6/2012	1	Trichlorofluoromethane	1	ug/L	U	0.21	1
NWIRP-GM-38-TP1-20120606	9971719008	EPA 624	6/6/2012	1	Vinyl Chloride	2	ug/L	UJ	0.24	2
NWIRP-GM-38-TP1-20120606	9971719008	SM20-2540 D	6/6/2012	1	Total Suspended Solids	6	mg/L		5	5
NWIRP-GM-38-TP1-20120606	9971719008	EPA 245.1	6/6/2012	1	Mercury, Total	0.0005	mg/L	U	0.0002	0.0005
NWIRP-GM-38-RW1-MW1-DUP	9971719009	EPA 624	6/6/2012	1	Acrolein	30	ug/L	R	2.4	30
NWIRP-GM-38-RW1-MW1-DUP	9971719009	EPA 624	6/6/2012	1	Acrylonitrile	5	ug/L	U	0.89	5
NWIRP-GM-38-RW1-MW1-DUP	9971719009	EPA 624	6/6/2012	1	Benzene	1	ug/L	U	0.16	1
NWIRP-GM-38-RW1-MW1-DUP	9971719009	EPA 624	6/6/2012	1	Bromodichloromethane	1	ug/L	U	0.13	1
NWIRP-GM-38-RW1-MW1-DUP	9971719009	EPA 624	6/6/2012	1	Bromoform	2	ug/L	U	0.21	2
NWIRP-GM-38-RW1-MW1-DUP	9971719009	EPA 624	6/6/2012	1	Bromomethane	2	ug/L	U	0.27	2
NWIRP-GM-38-RW1-MW1-DUP	9971719009	EPA 624	6/6/2012	1	Carbon Tetrachloride	1	ug/L	U	0.24	1
NWIRP-GM-38-RW1-MW1-DUP	9971719009	EPA 624	6/6/2012	1	Chlorobenzene	1	ug/L	U	0.11	1
NWIRP-GM-38-RW1-MW1-DUP	9971719009	EPA 624	6/6/2012	1	Chlorodibromomethane	1	ug/L	U	0.22	1
NWIRP-GM-38-RW1-MW1-DUP	9971719009	EPA 624	6/6/2012	1	Chloroethane	1	ug/L	U	0.24	1
NWIRP-GM-38-RW1-MW1-DUP	9971719009	EPA 624	6/6/2012	1	2-Chloroethylvinyl ether	2	ug/L	U	0.28	2
NWIRP-GM-38-RW1-MW1-DUP	9971719009	EPA 624	6/6/2012	1	Chloroform	1	ug/L	U	0.15	1
NWIRP-GM-38-RW1-MW1-DUP	9971719009	EPA 624	6/6/2012	1	Chloromethane	1	ug/L	UJ	0.25	1
NWIRP-GM-38-RW1-MW1-DUP	9971719009	EPA 624	6/6/2012	1	1,2-Dichlorobenzene	1	ug/L	U	0.2	1
NWIRP-GM-38-RW1-MW1-DUP	9971719009	EPA 624	6/6/2012	1	1,3-Dichlorobenzene	1	ug/L	U	0.14	1
NWIRP-GM-38-RW1-MW1-DUP	9971719009	EPA 624	6/6/2012	1	1,4-Dichlorobenzene	1	ug/L	U	0.15	1
NWIRP-GM-38-RW1-MW1-DUP	9971719009	EPA 624	6/6/2012	1	1,1-Dichloroethane	4.3	ug/L		0.19	1
NWIRP-GM-38-RW1-MW1-DUP	9971719009	EPA 624	6/6/2012	1	1,2-Dichloroethane	1	ug/L	UJ	0.22	1
NWIRP-GM-38-RW1-MW1-DUP	9971719009	EPA 624	6/6/2012	1	1,1-Dichloroethene	2.3	ug/L		0.17	1
NWIRP-GM-38-RW1-MW1-DUP	9971719009	EPA 624	6/6/2012	1	cis-1,2-Dichloroethene	145	ug/L		0.26	1
NWIRP-GM-38-RW1-MW1-DUP	9971719009	EPA 624	6/6/2012	1	trans-1,2-Dichloroethene	2.6	ug/L		0.12	1
NWIRP-GM-38-RW1-MW1-DUP	9971719009	EPA 624	6/6/2012	1	1,2-Dichloropropane	1	ug/L	U	0.24	1
NWIRP-GM-38-RW1-MW1-DUP	9971719009	EPA 624	6/6/2012	1	cis-1,3-Dichloropropene	1	ug/L	U	0.12	1
NWIRP-GM-38-RW1-MW1-DUP	9971719009	EPA 624	6/6/2012	1	trans-1,3-Dichloropropene	1	ug/L	U	0.14	1



NWIRP BETHPAGE GM-38
JUNE 2012 EVENT
DATA SUMMARY TABLE
AQUEOUS
SDG: 9971719, HNW-046

Sample Name	Lab ID	Analytical Method	Sample Date	Dilution Factor	Analyte	Result	Unit	Qualifier	MDL	RL
NWIRP-GM-38-RW1-MW1-DUP	9971719009	EPA 624	6/6/2012	1	1,3-Dichloropropene, Total	1	ug/L	U	0.19	1
NWIRP-GM-38-RW1-MW1-DUP	9971719009	EPA 624	6/6/2012	1	Ethylbenzene	1	ug/L	U	0.16	1
NWIRP-GM-38-RW1-MW1-DUP	9971719009	EPA 624	6/6/2012	1	Methylene Chloride	1	ug/L	U	0.32	1
NWIRP-GM-38-RW1-MW1-DUP	9971719009	EPA 624	6/6/2012	1	1,1,2,2-Tetrachloroethane	1	ug/L	U	0.22	1
NWIRP-GM-38-RW1-MW1-DUP	9971719009	EPA 624	6/6/2012	1	Tetrachloroethene	1	ug/L	U	0.26	1
NWIRP-GM-38-RW1-MW1-DUP	9971719009	EPA 624	6/6/2012	1	Toluene	1	ug/L	U	0.12	1
NWIRP-GM-38-RW1-MW1-DUP	9971719009	EPA 624	6/6/2012	1	1,1,1-Trichloroethane	0.89	ug/L	J	0.27	1
NWIRP-GM-38-RW1-MW1-DUP	9971719009	EPA 624	6/6/2012	1	1,1,2-Trichloroethane	1	ug/L	U	0.3	1
NWIRP-GM-38-RW1-MW1-DUP	9971719009	EPA 624	6/6/2012	1	Trichloroethene	102	ug/L		0.21	1
NWIRP-GM-38-RW1-MW1-DUP	9971719009	EPA 624	6/6/2012	1	Trichlorofluoromethane	1	ug/L	U	0.21	1
NWIRP-GM-38-RW1-MW1-DUP	9971719009	EPA 624	6/6/2012	1	Vinyl Chloride	2	ug/L	UJ	0.24	2
NWIRP-GM-38-RW1-MW1-DUP	9971719009	SM20-2540 D	6/6/2012	1	Total Suspended Solids	5	mg/L		5	5
NWIRP-GM-38-RW1-MW1-DUP	9971719009	EPA 245.1	6/6/2012	1	Mercury, Total	0.0005	mg/L	U	0.0002	0.0005
NWIRP-GM-38-FB-20120607	9971719010	EPA 624	6/7/2012	1	Acrolein	30	ug/L	R	2.4	30
NWIRP-GM-38-FB-20120607	9971719010	EPA 624	6/7/2012	1	Acrylonitrile	5	ug/L	U	0.89	5
NWIRP-GM-38-FB-20120607	9971719010	EPA 624	6/7/2012	1	Benzene	1	ug/L	U	0.16	1
NWIRP-GM-38-FB-20120607	9971719010	EPA 624	6/7/2012	1	Bromodichloromethane	1	ug/L	U	0.13	1
NWIRP-GM-38-FB-20120607	9971719010	EPA 624	6/7/2012	1	Bromoform	2	ug/L	U	0.21	2
NWIRP-GM-38-FB-20120607	9971719010	EPA 624	6/7/2012	1	Bromomethane	2	ug/L	U	0.27	2
NWIRP-GM-38-FB-20120607	9971719010	EPA 624	6/7/2012	1	Carbon Tetrachloride	1	ug/L	U	0.24	1
NWIRP-GM-38-FB-20120607	9971719010	EPA 624	6/7/2012	1	Chlorobenzene	1	ug/L	U	0.11	1
NWIRP-GM-38-FB-20120607	9971719010	EPA 624	6/7/2012	1	Chlorodibromomethane	1	ug/L	U	0.22	1
NWIRP-GM-38-FB-20120607	9971719010	EPA 624	6/7/2012	1	Chloroethane	1	ug/L	U	0.24	1
NWIRP-GM-38-FB-20120607	9971719010	EPA 624	6/7/2012	1	2-Chloroethylvinyl ether	2	ug/L	U	0.28	2
NWIRP-GM-38-FB-20120607	9971719010	EPA 624	6/7/2012	1	Chloroform	1	ug/L	U	0.15	1
NWIRP-GM-38-FB-20120607	9971719010	EPA 624	6/7/2012	1	Chloromethane	1	ug/L	UJ	0.25	1
NWIRP-GM-38-FB-20120607	9971719010	EPA 624	6/7/2012	1	1,2-Dichlorobenzene	1	ug/L	U	0.2	1
NWIRP-GM-38-FB-20120607	9971719010	EPA 624	6/7/2012	1	1,3-Dichlorobenzene	1	ug/L	U	0.14	1
NWIRP-GM-38-FB-20120607	9971719010	EPA 624	6/7/2012	1	1,4-Dichlorobenzene	1	ug/L	U	0.15	1
NWIRP-GM-38-FB-20120607	9971719010	EPA 624	6/7/2012	1	1,1-Dichloroethane	1	ug/L	U	0.19	1
NWIRP-GM-38-FB-20120607	9971719010	EPA 624	6/7/2012	1	1,2-Dichloroethane	1	ug/L	UJ	0.22	1
NWIRP-GM-38-FB-20120607	9971719010	EPA 624	6/7/2012	1	1,1-Dichloroethene	1	ug/L	U	0.17	1



NWIRP BETHPAGE GM-38
JUNE 2012 EVENT
DATA SUMMARY TABLE
AQUEOUS
SDG: 9971719, HNW-046

Sample Name	Lab ID	Analytical Method	Sample Date	Dilution Factor	Analyte	Result	Unit	Qualifier	MDL	RL
NWIRP-GM-38-FB-20120607	9971719010	EPA 624	6/7/2012	1	cis-1,2-Dichloroethene	1	ug/L	U	0.26	1
NWIRP-GM-38-FB-20120607	9971719010	EPA 624	6/7/2012	1	trans-1,2-Dichloroethene	1	ug/L	U	0.12	1
NWIRP-GM-38-FB-20120607	9971719010	EPA 624	6/7/2012	1	1,2-Dichloropropane	1	ug/L	U	0.24	1
NWIRP-GM-38-FB-20120607	9971719010	EPA 624	6/7/2012	1	cis-1,3-Dichloropropene	1	ug/L	U	0.12	1
NWIRP-GM-38-FB-20120607	9971719010	EPA 624	6/7/2012	1	trans-1,3-Dichloropropene	1	ug/L	U	0.14	1
NWIRP-GM-38-FB-20120607	9971719010	EPA 624	6/7/2012	1	1,3-Dichloropropene, Total	1	ug/L	U	0.19	1
NWIRP-GM-38-FB-20120607	9971719010	EPA 624	6/7/2012	1	Ethylbenzene	1	ug/L	U	0.16	1
NWIRP-GM-38-FB-20120607	9971719010	EPA 624	6/7/2012	1	Methylene Chloride	0.37	ug/L	J	0.32	1
NWIRP-GM-38-FB-20120607	9971719010	EPA 624	6/7/2012	1	1,1,2,2-Tetrachloroethane	1	ug/L	U	0.22	1
NWIRP-GM-38-FB-20120607	9971719010	EPA 624	6/7/2012	1	Tetrachloroethene	1	ug/L	U	0.26	1
NWIRP-GM-38-FB-20120607	9971719010	EPA 624	6/7/2012	1	Toluene	1	ug/L	U	0.12	1
NWIRP-GM-38-FB-20120607	9971719010	EPA 624	6/7/2012	1	1,1,1-Trichloroethane	1	ug/L	UJ	0.27	1
NWIRP-GM-38-FB-20120607	9971719010	EPA 624	6/7/2012	1	1,1,2-Trichloroethane	1	ug/L	U	0.3	1
NWIRP-GM-38-FB-20120607	9971719010	EPA 624	6/7/2012	1	Trichloroethene	1	ug/L	U	0.21	1
NWIRP-GM-38-FB-20120607	9971719010	EPA 624	6/7/2012	1	Trichlorofluoromethane	1	ug/L	U	0.21	1
NWIRP-GM-38-FB-20120607	9971719010	EPA 624	6/7/2012	1	Vinyl Chloride	2	ug/L	UJ	0.24	2
NWIRP-GM-38-FB-20120607	9971719010	EPA 245.1	6/7/2012	1	Mercury, Total	0.0005	mg/L	U	0.0002	0.0005
NWIRP-GM-38-TB-20120606	9971719011	EPA 624	6/8/2012	1	Acrolein	30	ug/L	R	2.4	30
NWIRP-GM-38-TB-20120606	9971719011	EPA 624	6/8/2012	1	Acrylonitrile	5	ug/L	U	0.89	5
NWIRP-GM-38-TB-20120606	9971719011	EPA 624	6/8/2012	1	Benzene	1	ug/L	U	0.16	1
NWIRP-GM-38-TB-20120606	9971719011	EPA 624	6/8/2012	1	Bromodichloromethane	1	ug/L	U	0.13	1
NWIRP-GM-38-TB-20120606	9971719011	EPA 624	6/8/2012	1	Bromoform	2	ug/L	U	0.21	2
NWIRP-GM-38-TB-20120606	9971719011	EPA 624	6/8/2012	1	Bromomethane	2	ug/L	U	0.27	2
NWIRP-GM-38-TB-20120606	9971719011	EPA 624	6/8/2012	1	Carbon Tetrachloride	1	ug/L	U	0.24	1
NWIRP-GM-38-TB-20120606	9971719011	EPA 624	6/8/2012	1	Chlorobenzene	1	ug/L	U	0.11	1
NWIRP-GM-38-TB-20120606	9971719011	EPA 624	6/8/2012	1	Chlorodibromomethane	1	ug/L	U	0.22	1
NWIRP-GM-38-TB-20120606	9971719011	EPA 624	6/8/2012	1	Chloroethane	1	ug/L	U	0.24	1
NWIRP-GM-38-TB-20120606	9971719011	EPA 624	6/8/2012	1	2-Chloroethylvinyl ether	2	ug/L	U	0.28	2
NWIRP-GM-38-TB-20120606	9971719011	EPA 624	6/8/2012	1	Chloroform	1	ug/L	U	0.15	1
NWIRP-GM-38-TB-20120606	9971719011	EPA 624	6/8/2012	1	Chloromethane	1	ug/L	UJ	0.25	1
NWIRP-GM-38-TB-20120606	9971719011	EPA 624	6/8/2012	1	1,2-Dichlorobenzene	1	ug/L	U	0.2	1
NWIRP-GM-38-TB-20120606	9971719011	EPA 624	6/8/2012	1	1,3-Dichlorobenzene	1	ug/L	U	0.14	1



NWIRP BETHPAGE GM-38
JUNE 2012 EVENT
DATA SUMMARY TABLE
AQUEOUS
SDG: 9971719, HNW-046

Sample Name	Lab ID	Analytical Method	Sample Date	Dilution Factor	Analyte	Result	Unit	Qualifier	MDL	RL
NWIRP-GM-38-TB-20120606	9971719011	EPA 624	6/8/2012	1	1,4-Dichlorobenzene	1	ug/L	U	0.15	1
NWIRP-GM-38-TB-20120606	9971719011	EPA 624	6/8/2012	1	1,1-Dichloroethane	1	ug/L	U	0.19	1
NWIRP-GM-38-TB-20120606	9971719011	EPA 624	6/8/2012	1	1,2-Dichloroethane	1	ug/L	UJ	0.22	1
NWIRP-GM-38-TB-20120606	9971719011	EPA 624	6/8/2012	1	1,1-Dichloroethene	1	ug/L	U	0.17	1
NWIRP-GM-38-TB-20120606	9971719011	EPA 624	6/8/2012	1	cis-1,2-Dichloroethene	1	ug/L	U	0.26	1
NWIRP-GM-38-TB-20120606	9971719011	EPA 624	6/8/2012	1	trans-1,2-Dichloroethene	1	ug/L	U	0.12	1
NWIRP-GM-38-TB-20120606	9971719011	EPA 624	6/8/2012	1	1,2-Dichloropropane	1	ug/L	U	0.24	1
NWIRP-GM-38-TB-20120606	9971719011	EPA 624	6/8/2012	1	cis-1,3-Dichloropropene	1	ug/L	U	0.12	1
NWIRP-GM-38-TB-20120606	9971719011	EPA 624	6/8/2012	1	trans-1,3-Dichloropropene	1	ug/L	U	0.14	1
NWIRP-GM-38-TB-20120606	9971719011	EPA 624	6/8/2012	1	1,3-Dichloropropene, Total	1	ug/L	U	0.19	1
NWIRP-GM-38-TB-20120606	9971719011	EPA 624	6/8/2012	1	Ethylbenzene	1	ug/L	U	0.16	1
NWIRP-GM-38-TB-20120606	9971719011	EPA 624	6/8/2012	1	Methylene Chloride	1	ug/L	U	0.32	1
NWIRP-GM-38-TB-20120606	9971719011	EPA 624	6/8/2012	1	1,1,2,2-Tetrachloroethane	1	ug/L	U	0.22	1
NWIRP-GM-38-TB-20120606	9971719011	EPA 624	6/8/2012	1	Tetrachloroethene	1	ug/L	U	0.26	1
NWIRP-GM-38-TB-20120606	9971719011	EPA 624	6/8/2012	1	Toluene	1	ug/L	U	0.12	1
NWIRP-GM-38-TB-20120606	9971719011	EPA 624	6/8/2012	1	1,1,1-Trichloroethane	1	ug/L	UJ	0.27	1
NWIRP-GM-38-TB-20120606	9971719011	EPA 624	6/8/2012	1	1,1,2-Trichloroethane	1	ug/L	U	0.3	1
NWIRP-GM-38-TB-20120606	9971719011	EPA 624	6/8/2012	1	Trichloroethene	1	ug/L	U	0.21	1
NWIRP-GM-38-TB-20120606	9971719011	EPA 624	6/8/2012	1	Trichlorofluoromethane	1	ug/L	U	0.21	1
NWIRP-GM-38-TB-20120606	9971719011	EPA 624	6/8/2012	1	Vinyl Chloride	2	ug/L	UJ	0.24	2