



Mr. Steven M. Scharf, P.E.
Project Engineer
New York State Department of Environmental Conservation (NYSDEC)
Division of Environmental Remediation
Remedial Action, Bureau A
625 Broadway
Albany, New York 12233-7015

Subject:

Results of Pre-Closure Groundwater Sampling, Major Petroleum Licensing Facility (MPLF) Permit No. 01-1280, Northrop Grumman Systems Corporation, Bethpage, New York.

Dear Steve:

This Pre-Closure Work Report (Report) was prepared by ARCADIS of New York, Inc. (ARCADIS) on behalf of Northrop Grumman Systems Corporation (Northrop Grumman) for closure of monitoring wells associated with the MPLF Permit No. 01-1280 for the Northrop Grumman, Bethpage, New York Site (Site). This Report was prepared in accordance with the Monitoring Well Closure Work Plan (Work Plan), dated November 18, 2013, which was approved by NYSDEC on November 25, 2013. **Figure 1** depicts the Site with MPLF monitoring well locations. This Report presents the results of pre-closure groundwater samples from MPLF monitoring wells, conclusions and recommendations. **Attachment A** provides field records. **Attachment B** provides NYSDEC Category B analytical results of the groundwater sampling effort as well as data validation reports.

In accordance with the protocols set forth in the Work Plan, groundwater samples were collected from Monitoring Wells P-3, P-4 and P-6. Groundwater samples were submitted to ALS Environmental for analysis of volatile organic compounds (VOCs) plus Tentatively Identified Compounds (TICs) using NYSDEC Analytical Services Protocol (ASP) 2000 OLM4.3.

The validated analytical results are presented in **Table 1**. Results of quality assurance/quality control samples (i.e., field blanks and trip blanks) are provided in **Table 2**. The analytical results were compared to and compared to NYSDEC's Technical & Operational Guidance Series (TOGS) 1.1.1 Ambient Water Quality Standards and Guidance Values and Groundwater Effluent Limitations. The analytical results indicated no detections of VOCs in two of the three wells with no

Imagine the result

ARCADIS of New York, Inc.
Two Huntington Quadrangle
Suite 1S10
Melville
New York 11747
Tel 631 249 7600
Fax 631 249 7610
www.arcadis-us.com

ENVIRONMENT

Date:
January 18, 2014

Contact:
David Stern

Phone:
631-391-5284

Email:
david.stern@arcadis-us.com

Our ref:
NY001496.0612.MSFJ6

exceedances of NYSDEC TOGs in all three wells. Additionally, TICs were not detected in the samples collected from the three wells.

Based on the analytical results provided in this Report, ARCADIS concludes that the criteria established by the NYSDEC for decommissioning the seven MPLF wells have been satisfied. Therefore, ARCADIS recommends that NYSDEC approve the plan for decommissioning the seven MPLF Monitoring Wells (P-1, P-2, P-3, P-4, and P-6). Decommissioning and follow-up reporting will be performed as stated in the Work Plan.

Please contact us with any questions or comments.

Sincerely,

ARCADIS of New York, Inc.



David E. Stern
Senior Hydrogeologist

Enclosures

Copies:

Carlo San Giovanni, ARCADIS
Ed Hannon, Northrop Grumman
Fred Weber, Northrop Grumman
File



Table 1. Concentrations of Volatile Organic Compounds in Groundwater Samples, MPLF Permit #01-1280, Northrop Grumman, Bethpage, New York.

Constituent in ug/L	Well ID: Sample ID: Sample Date:	P-3 P-3 12/4/2013	P-4 P-4 12/4/2013	P-6 P-6 12/4/2013	P-6 REP120413 12/4/2013
<u>NYSDEC SCGs</u>					
1,1,1-Trichloroethane (TCA)	5	< 5.0	< 5.0	< 5.0	< 5.0
1,1,2,2-Tetrachloroethane	5	< 5.0	< 5.0	< 5.0	< 5.0
1,1,2-Trichloroethane	1	< 5.0	< 5.0	< 5.0	< 5.0
1,1-Dichloroethane (1,1-DCA)	5	< 5.0	< 5.0	< 5.0	< 5.0
1,1-Dichloroethene (1,1-DCE)	5	< 5.0 J	< 5.0	< 5.0	< 5.0
1,2-Dichloroethane	0.6	< 5.0	< 5.0	< 5.0	< 5.0
1,2-Dichloropropane	1	< 5.0	< 5.0	< 5.0	< 5.0
2-Butanone (MEK)	50	< 50	< 50	< 50	< 50
2-Hexanone	50	< 50	< 50	< 50	< 50
Acetone	50	< 50	< 50	< 50	< 50
Benzene	1	< 0.7 J	< 0.7	< 0.7	< 0.7
Bromodichloromethane	50	< 5.0	< 5.0	< 5.0	< 5.0
Bromoform	50	< 5.0	< 5.0	< 5.0	< 5.0
Bromomethane	5	< 5.0	< 5.0	< 5.0	< 5.0
Carbon Disulfide	60	< 5.0	< 5.0	< 5.0	< 5.0
Carbon Tetrachloride	5	< 5.0	< 5.0	< 5.0	< 5.0
Chlorobenzene	5	< 5.0 J	< 5.0	< 5.0	< 5.0
Chloroethane	5	< 5.0	< 5.0	< 5.0	< 5.0
Chloroform	7	< 5.0	< 5.0	0.25 J	0.34 J
Chloromethane	5	< 5.0	< 5.0	< 5.0	< 5.0
Dibromochloromethane	50	< 5.0	< 5.0	< 5.0	< 5.0
Dichlorodifluoromethane (CFC 12)	5	< 5.0	< 5.0	< 5.0	< 5.0
Dichloromethane	5	< 5.0	< 5.0	< 5.0	< 5.0
Ethylbenzene	5	< 5.0	< 5.0	< 5.0	< 5.0
Methyl tert-Butyl Ether	5	< 5.0	< 5.0	< 5.0	< 5.0
Styrene	5	< 5.0	< 5.0	< 5.0	< 5.0
Tetrachloroethene (PCE)	5	< 5.0	< 5.0	< 5.0	< 5.0
Toluene	5	< 5.0 J	< 5.0	< 5.0	< 5.0
Trichloroethene (TCE)	5	< 5.0 J	< 5.0	0.60 J	0.59 J
Trichlorofluoromethane (CFC 11)	5	< 5.0	< 5.0	< 5.0	< 5.0
Vinyl Chloride	2	< 2.0	< 2.0	< 2.0	< 2.0
cis-1,2-Dichloroethene	5	< 5.0	< 5.0	1.3 J	1.1 J
cis-1,3-Dichloropropene	0.4	< 5.0	< 5.0	< 5.0	< 5.0
trans-1,2-Dichloroethene	5	< 5.0	< 5.0	< 5.0	< 5.0
trans-1,3-Dichloropropene	0.4	< 5.0	< 5.0	< 5.0	< 5.0
o-Xylene	5	< 5.0	< 5.0	< 5.0	< 5.0
m,p-Xylenes	5	< 5.0	< 5.0	< 5.0	< 5.0
Chlorodifluoromethane (CFC 22)	5	< 5.0	< 5.0	< 5.0	< 5.0
1,1,2-Trichlorotrifluoroethane (CFC113)	5	< 5.0	< 5.0	< 5.0	< 5.0
4-Methyl-2-pentanone (MIBK)	50	< 50	< 50	< 50	< 50
TVOCs		0	0	2.2	2.1



Table 1. Concentrations of Volatile Organic Compounds in Groundwater Samples, MPLF Permit #01-1280, Northrop Grumman, Bethpage, New York.

Notes and Abbreviations:

(1) Samples were analyzed for the TCL VOCs using NYSDEC ASP 2000 Method OLM4.3. Data were validated in accordance with USEPA National Functional Guidelines of October 1999.

Bold value indicates a detection.

TVOCs values are rounded to two significant figures.

MPLF Major Petroleum Licensing Facility

NYSDEC New York State Department of Environmental Conservation.

TCL Target compound list.

VOC Volatile Organic Compound

TVOCs Total Volatile Organic Compounds

ASP Analytical services protocol

SCGs Standards, criteria, and guidance values

ug/L Micrograms per liter

NE Not established

J Value is estimated

< 5 Compound not detected above its laboratory quantification limit



Table 2. Concentrations of Volatile Organic Compounds in QA/QC Samples, MPLF Permit #01-1280, Northrop Grumman, Bethpage, New York.

Constituent in ug/L	Location ID: Sample ID: Sample Date:	Trip Blank TB120413 12/4/2013	Field Blank FB120413 12/4/2013
1,1,1-Trichloroethane (TCA)		< 5.0	< 5.0
1,1,2,2-Tetrachloroethane		< 5.0	< 5.0
1,1,2-Trichloroethane		< 5.0	< 5.0
1,1-Dichloroethane (1,1-DCA)		< 5.0	< 5.0
1,1-Dichloroethene (1,1-DCE)		< 5.0	< 5.0
1,2-Dichloroethane		< 5.0	< 5.0
1,2-Dichloropropane		< 5.0	< 5.0
2-Butanone (MEK)		< 50	< 50
2-Hexanone		< 50	< 50
Acetone		< 50	< 50
Benzene		< 0.7	< 0.7
Bromodichloromethane		< 5.0	< 5.0
Bromoform		< 5.0	< 5.0
Bromomethane		< 5.0	< 5.0
Carbon Disulfide		< 5.0	< 5.0
Carbon Tetrachloride		< 5.0	< 5.0
Chlorobenzene		< 5.0	< 5.0
Chloroethane		< 5.0	< 5.0
Chloroform		< 5.0	< 5.0
Chloromethane		< 5.0	< 5.0
Dibromochloromethane		< 5.0	< 5.0
Dichlorodifluoromethane (CFC 12)		< 5.0	< 5.0
Dichloromethane		< 5.0	< 5.0
Ethylbenzene		< 5.0	< 5.0
Methyl tert-Butyl Ether		< 5.0	< 5.0
Styrene		< 5.0	< 5.0
Tetrachloroethene (PCE)		< 5.0	< 5.0
Toluene		< 5.0	< 5.0
Trichloroethene (TCE)		< 5.0	< 5.0
Trichlorofluoromethane (CFC 11)		< 5.0	< 5.0
Vinyl Chloride		< 2.0	< 2.0
cis-1,2-Dichloroethene		< 5.0	< 5.0
cis-1,3-Dichloropropene		< 5.0	< 5.0
trans-1,2-Dichloroethene		< 5.0	< 5.0
trans-1,3-Dichloropropene		< 5.0	< 5.0
o-Xylene		< 5.0	< 5.0
m,p-Xylenes		< 5.0	< 5.0
Chlorodifluoromethane (CFC 22)		< 5.0	< 5.0
1,1,2-Trichlorotrifluoroethane (CFC113)		< 5.0	< 5.0
4-Methyl-2-pentanone (MIBK)		< 50	< 50
TVOCs		0	0



Table 2. Concentrations of Volatile Organic Compounds in QA/QC Samples, MPLF Permit #01-1280, Northrop Grumman, Bethpage, New York.

Constituent in ug/L	Location ID:	Trip Blank	Field Blank
	Sample ID:	TB120413	FB120413
	Sample Date:	12/4/2013	12/4/2013

Notes and Abbreviations:

- (1) Samples were analyzed for the TCL VOCs using NYSDEC ASP 2000 Method OLM4.3. Data were validated in accordance with USEPA National Functional Guidelines of October 1999.

Bold value indicates a detection.

TVOCs values are rounded to two significant figures.

MPLF Major Petroleum Licensing Facility

QA/QC Quality Assurance/Quality Control

TCL Target compound list

VOC Volatile Organic Compound

TVOCs Total Volatile Organic Compounds

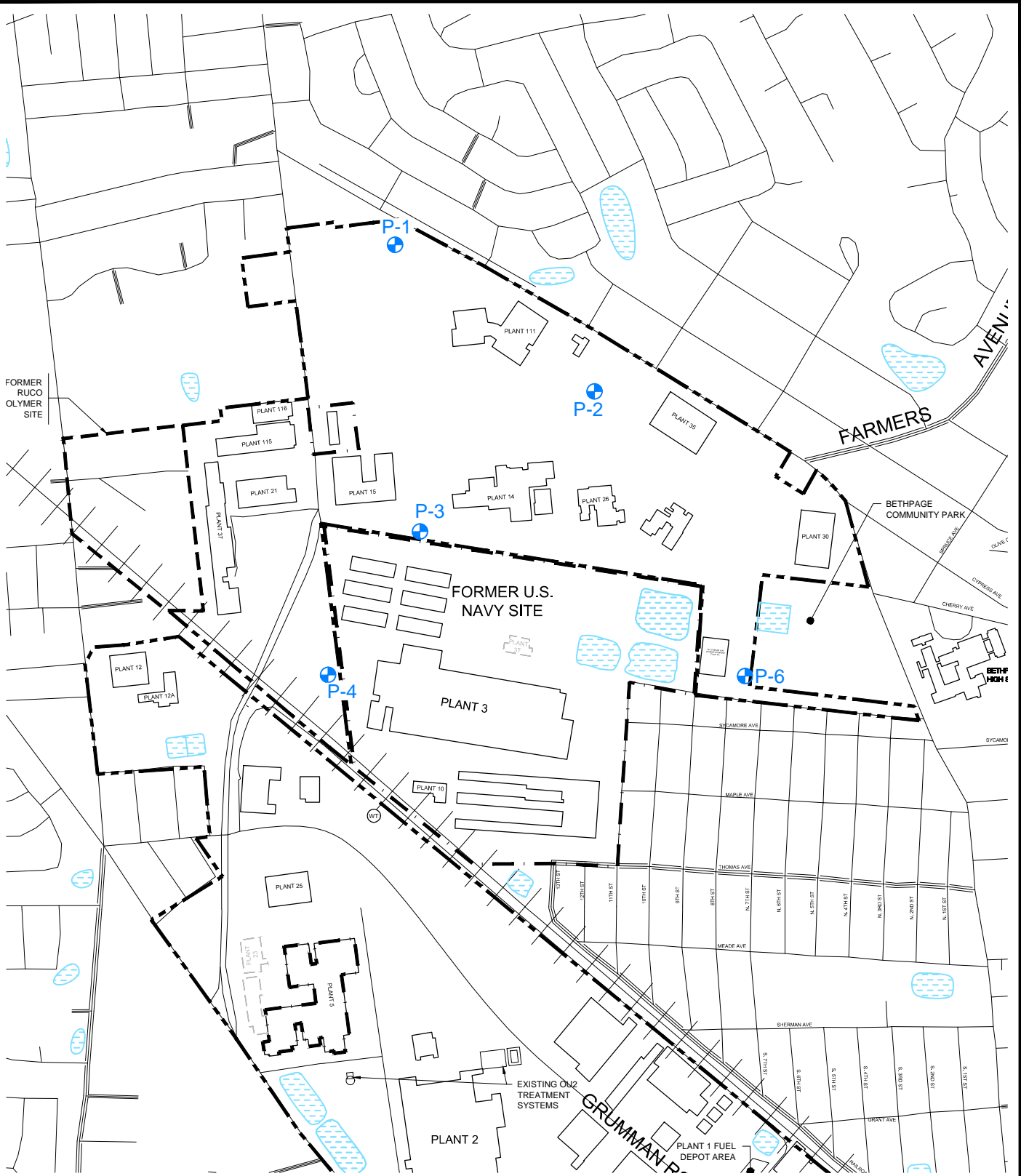
ASP Analytical services protocol

ug/L Micrograms per liter

< 5 Compound not detected above its laboratory quantification limit

CITY:SYRACUSE; DIV:GROUP; ENV:DBA.SANCHEZ; LD:PIC.(Opt) PM:(Resp) TM:(Opt) LVR:(Opt) ON:OFF; REF:
G:\ENV\CAD\STRACUSE\ACT\1001498\0612\WFS\WellLocMap2.dwg LAYOUT:1 SAVVED:1/18/2013 12:48 PM ACADVER:18.15 (LMS TECH) PAGES:10 PAGESETUP:1 PLOTSTYLETABLE:1 PLOTTED:11/8/2013 12:48 PM BY:SANCHEZ,ADRIAN

XREFS: Xref_OffSite
IMAGES: PROJECTNAME: ---



LEGEND:

WELL LOCATION

MPFL MAJOR PETROLEUM FACILITY LICENSE

NOTE:
WELLS P-5 AND P-7 COULD NOT BE LOCATED.



NORTHROP GRUMMAN SYSTEMS CORPORATION
BETHPAGE, NEW YORK

MPFL WELL LOCATIONS



FIGURE
1

Attachment A

Arrive: 1248
 Exit: 1405

Water Sampling Log

 Project NGC 002 4TH QTR 6W Sampling Project No. NY001496.0612.MSFJ3
 Site Location Bethpage, NY Date 12/04/13
 Well No. P-3 Replicate No. MS/MSD* Weather Sunny, 45°F
 Sampling Personnel Gary Williams Karla Miranda Sampling Time: Begin 1345 End 1351
partly cloudy/overcast ~1335

Purge Data	Field Parameters			
	I	1V	2V	3V
Measuring Point (describe) <u>TOC</u>	Color <u>ORANGE</u>	<u>colorless</u>	<u>colorless</u>	<u>colorless</u>
Sounded Well Depth (ft bmp) <u>77.21</u>	Odor <u>odor</u>	<u>odor</u>	<u>odor</u>	<u>odor</u>
Depth to Water (ft bmp) <u>60.60</u>	Appearance <u>cloudy</u>	<u>clear</u>	<u>clear</u>	<u>clear</u>
Depth to Packer (ft bmp) <u>—</u>				
Water Column in Well (ft) <u>16.61</u>	pH (s.u.)	<u>6.06</u>	<u>6.07</u>	<u>5.91</u>
Casing Diameter <u>4" (0.65)</u>	Conductivity			
Gallons in Well <u>10.80</u>	(mS/cm) or			
Gallons Purged <u>x 3</u>	(µmhos/cm) ¹⁾	<u>256</u>	<u>701</u>	<u>699</u>
Prior to Sampling <u>32.4 gal</u>	(µS/cm)			
Pump Intake	Temperature (°C)	<u>13.9</u>	<u>14.8</u>	<u>15.8</u>
Setting (ft bmp) <u>~62-63 ft bmp</u>	DO (mg/L)			
Packer Pressure (psi) <u>—</u>	ORP (mV)			
Pumping Rate (gpm) <u>~1 gpm</u>	Turbidity (NTU)	<u>>100</u>	<u>9.35</u>	<u>2.64</u>
Evacuation Method <u>Non-dedicated Red Flow</u>	Time	<u>1308</u>	<u>1319</u>	<u>1330</u>
Sampling Method <u>3WV</u>	DTW (ft bmp)			
Purge Time Begin <u>1308</u> End <u>1351</u>				


 Remarks: ✓ volume measured in 55 gal / 1 drum; ∴ parameters ev. ~11 gal;
✓ MS = "P-3 MS"; MSD = "P-3 MSD"

Parameter	Container	No.	Preservative
<u>* See Chain of Custody</u>			

 PID Reading —

Well Casing Volumes				
Gal./Ft.	1 ^{1/4} " = 0.06	2" = 0.16	3" = 0.37	4" = 0.65
	1 ^{1/2} " = 0.09	2-1/2" = 0.26	3-1/2" = 0.50	6" = 1.47

1) Circle one unit type



Arrive: 1450
 Exit: 1543

Water Sampling Log

 Project NGC 002 4TH QTR 6W Sampling Project No. NY001496.0612.MSFTJ3
 Site Location Bethpage, NY Date 12/04/13
 Well No. P-4 Replicate No. N/A Weather Overcast, 45°F
 Sampling Personnel Gary Williams
Karla Miranda Sampling Time: Begin 1528 End 1530


Purge Data		Field Parameters				
Measuring Point (describe)	<u>TOC</u>	Color	<u>Colorless</u>	<u>Colorless</u>	<u>Colorless</u>	<u>Colorless</u>
Sounded Well Depth (ft bmp)	<u>75.31</u>	Odor	<u>Odor</u>	<u>Odor</u>	<u>Odor</u>	<u>Odor</u>
Depth to Water (ft bmp)	<u>56.82</u>	Appearance	<u>clear</u>	<u>clear</u>	<u>clear</u>	<u>clear</u>
Depth to Packer (ft bmp)	<u>-</u>					
Water Column in Well (ft)	<u>18.49</u>					
Casing Diameter	<u>4" (0.65)</u>	pH (s.u.)	<u>5.66</u>	<u>5.39</u>	<u>5.44</u>	<u>5.49</u>
Gallons in Well	<u>12.02</u>	Conductivity				
Gallons Purged	<u>x 3</u>	(mS/cm) or	<u>-</u>	<u>-</u>	<u>-</u>	<u>-</u>
Prior to Sampling	<u>36</u>	(µmhos/cm) ¹⁾	<u>471</u>	<u>590</u>	<u>577</u>	<u>553</u>
Pump Intake		(µS/cm)				
Setting (ft bmp)	<u>~59-60 ft bmp</u>	Temperature (°C)	<u>14.8</u>	<u>14.8</u>	<u>15.0</u>	<u>15.1</u>
Packer Pressure (psi)	<u>-</u>	DO (mg/L)	<u>-</u>	<u>-</u>	<u>-</u>	<u>-</u>
Pumping Rate (gpm)	<u>~ 1.5 2</u>	ORP (mV)	<u>-</u>	<u>-</u>	<u>-</u>	<u>-</u>
Evacuation Method	<u>Non-dedicated Rediffusion</u>	Turbidity (NTU)	<u>11.61</u>	<u>33.60</u>	<u>11.70</u>	<u>5.02</u>
Sampling Method	<u>3WV</u>	Time	<u>15:07</u>	<u>15:13</u>	<u>15:20</u>	<u>15:28</u>
Purge Time	Begin <u>1505</u> End <u>-</u>	DTW (ft bmp)	<u>-</u>	<u>-</u>	<u>-</u>	<u>-</u>

 Remarks: ✓ volume measured in 55 gal/1 drum; ∴ parameters ev. ~12 gal;
✓ Sample collected 1528-1530; sample ID indicates 1530;

Parameter	Container	No.	Preservative
<u>* See Chain of Custody</u>	<u>-</u>	<u>-</u>	<u>-</u>
<u>-</u>	<u>-</u>	<u>-</u>	<u>-</u>
<u>-</u>	<u>-</u>	<u>-</u>	<u>-</u>

 PID Reading -

Well Casing Volumes				
Gal./Ft.	1 ^{1/4} " = 0.06	2" = 0.16	3" = 0.37	4" = 0.65
	1 ^{1/2} " = 0.09	2-1/2" = 0.26	3-1/2" = 0.50	6" = 1.47



1) Circle one unit type

Arrive: 1053
Exit: 1215

Water Sampling Log

Project NGC 002 4TH QTR 6W Sampling Project No. NY001496.0612.MSFJ2
 Site Location Bethpage, NY Date 12/04/13
 Well No. P-6 Replicate No. REP120413 Weather Sunny, 45°F
 Sampling Personnel Karla Miranda Sampling Time: Begin 1157 End 1201

Purge Data

Measuring Point (describe) TOC
 Sounded Well Depth (ft bmp) 75.83
 Depth to Water (ft bmp) 59.23
 Depth to Packer (ft bmp) -
 Water Column in Well (ft) 16.60
 Casing Diameter 4" (0.65)
 Gallons in Well 10.79
 Gallons Purged x 3
 Prior to Sampling = 32.37 gal
 Pump Intake
 Setting (ft bmp) ~ 63-64
 Packer Pressure (psi) -
 Pumping Rate (gpm) 1 gpm
 Evacuation Method Non dedicated Rediflow
 Sampling Method 3WV
 Purge Time Begin 1124 End 1201

Field Parameters

	1	1V	2V	3V
Color	colorless	colorless	colorless	colorless
Odor	Ø odor	Ø odor	Ø odor	Ø odor
Appearance	clear	clear	clear	clear
pH (s.u.)	4.73	5.35	5.31	5.33
Conductivity (mS/cm) or (µmhos/cm) ¹⁾ MS/cm	-	-	-	-
Temperature (°C)	13.9	15.6	14.8	15.4
DO (mg/L)	-	-	-	-
ORP (mV)	-	-	-	-
Turbidity (NTU)	7.23	10.25	13.1	9.79
Time	1124	1134	1144	1157
DTW (ft bmp)	-	-	-	-

Remarks: ✓ volume measured in 55 gal/drum; ∴ parameters ev ~ 11 gal;

Parameter	Container	No.	Preservative
<u>* See C.O.C.</u>			

PID Reading -

Well Casing Volumes

Gal./Ft.	1 1/4" = 0.06	2" = 0.16	3" = 0.37	4" = 0.65	6" = 1.47
	1 1/2" = 0.09	2-1/2" = 0.26	3-1/2" = 0.50		

1) Circle one unit type

[Signature]
[Signature]



infrastructure, environment, buildings

ID#: _____

CHAIN OF CUSTODY & LABORATORY ANALYSIS REQUEST FORM

Page 1 of 1

Lab Work Order # _____

Send Results to: Contact & Company Name: <u>XUAN XU / ARCADIS</u> Address: <u>5 Huntington Quadrangle</u> <u>Suite 1510</u> City: <u>Melville, NY 11747</u> State: <u>NY</u> Zip: <u>11747</u> Telephone: <u>631 249-7600</u> Fax: <u>631 249-7610</u> E-mail Address: <u>xuan.xu@arcadis-us.com</u>		Keys Container Information Key: 1. 40 ml Vial 2. 1 L Amber 3. 250 ml Plastic 4. 500 ml Plastic 5. Encore 6. 2 oz. Glass 7. 4 oz. Glass 8. 8 oz. Glass 9. Other: _____ 10. Other: _____ Matrix Key: SO - Soil W - Water T - Tissue SE - Sediment SL - Sludge A - Air NL - NAPL/Oil SW - Sample Wipe Other: _____	
Project #: _____ Sampler's Printed Name: <u>Carla Miranda</u> <u>Gary Williams</u>		Project #: _____ Sampler's Signature: _____	
Sample ID		Collection	
Date	Time	Type (✓)	Matrix
		Comp	Grab

Sample ID	Date	Time	Type (✓)	Matrix	Preservative	Filtered (✓)	# of Containers	Container Information	PARAMETER ANALYSIS & METHOD				REMARKS
TB120413	120413	1000	✓	W									
FB120413	120413	1045	✓	W									
AE120413	120413	—	✓	W									
P-6	120413	1157	✓	W									
P-3	120413	1345	✓	W									
P-4	120413	1530	✓	W									* Use for MS/MSD

Special QA/QC Instructions (✓):
Please use Sample "P-3" for QA/QC MS/MSD.

Laboratory Information and Receipt		Relinquished By		Received By		Relinquished By	
Lab Name: <u>ALS Environmental</u>	Cooler Custody Seal (✓) <input type="checkbox"/> Intact <input type="checkbox"/> Not Intact	Printed Name: <u>Carla Miranda</u>	Signature: <u>[Signature]</u>	Printed Name: <u>[Signature]</u>	Signature: <u>[Signature]</u>	Printed Name: <u>[Signature]</u>	Signature: <u>[Signature]</u>
<input type="checkbox"/> Cooler packed with ice (✓)	Sample Receipt: <u>24 hr. T.A.T.</u>	Printed Name: <u>Carla Miranda</u>	Signature: <u>[Signature]</u>	Printed Name: <u>[Signature]</u>	Signature: <u>[Signature]</u>	Printed Name: _____	Signature: _____
Specify Turnaround Requirements:	Condition/Cooler Temp: _____	Firm: <u>ARCADIS</u>	Date/Time: <u>12/04/13 1700</u>	Firm/Courier: _____	Date/Time: _____	Laboratory Received By	Laboratory Name: _____
Shipping Tracking #: _____							

Attachment B

**Northrop Grumman Corporation-
Operable Unit 2**

Data Usability Summary Report

BETHPAGE, NEW YORK

Volatile Analysis

SDG #R1309135

Analyses Performed By:

ALS

Rochester, New York

Report #20864R

Review Level: Tier III

Project #NY001496.0612.MSFJ3

SUMMARY

This data quality assessment summarizes the review of Sample Delivery Group (SDG) #R1309135 for samples collected in association with the Northrop Grumman-Bethpage Site. The review was conducted as a Tier III evaluation and included review of data package completeness. Only analytical data associated with constituents of concern were reviewed for this validation. Field documentation was not included in this review. Included with this assessment are the validation annotated sample result sheets, and chain of custody. Analyses were performed on the following samples:

Sample ID	Lab ID	Matrix	Sample Collection Date	Parent Sample	Analysis				
					VOC	SVOC	PCB	MET	MISC
TB120413	R1309135-001	Water	12/4/2013		X				
FB120413	R1309135-002	Water	12/4/2013		X				
REP120413	R1309135-003	Water	12/4/2013	P-6	X				
P-6	R1309135-004	Water	12/4/2013		X				
P-3	R1309135-005	Water	12/4/2013		X				
P-4	R1309135-006	Water	12/4/2013		X				

Note:

1. The matrix spike/matrix spike duplicate (MS/MSD) analysis was performed on sample location P-3.

ANALYTICAL DATA PACKAGE DOCUMENTATION

GENERAL INFORMATION

Items Reviewed	Reported		Performance Acceptable		Not Required
	No	Yes	No	Yes	
Sample receipt condition		X		X	
Requested analyses and sample results		X		X	
Collection Technique (grab, composite, etc.)		X		X	
Methods of analysis		X		X	
Reporting limits		X		X	
Sample collection date		X		X	
Laboratory sample received date		X		X	
Sample preservation verification (as applicable)		X		X	
Sample preparation/extraction/analysis dates		X		X	
Fully executed Chain-of-Custody (COC) form completed		X		X	
Narrative summary of QA or sample problems provided		X		X	
Data Package Completeness and Compliance		X		X	

QA - Quality Assurance

VOLATILE ANALYSIS INTRODUCTION

Analyses were performed according to United States Environmental Protection Agency (USEPA), Contract Laboratory Program (CLP), and Statement of Work (SOW) Method OLM04.3. Data were reviewed in accordance with USEPA National Functional Guidelines of October 1999.

The data review process is an evaluation of data on a technical basis rather than a determination of contract compliance. As such, the standards against which the data are being weighed may differ from those specified in the analytical method. It is assumed that the data package represents the best efforts of the laboratory and had already been subjected to adequate and sufficient quality review prior to submission.

During the review process, laboratory qualified and unqualified data are verified against the supporting documentation. Based on this evaluation, qualifier codes may be added, deleted, or modified by the data reviewer. Results are qualified with the following codes in accordance with USEPA National Functional Guidelines:

- Concentration (C) Qualifiers
 - U The compound was analyzed for but not detected. The associated value is the compound quantitation limit.
 - B The compound has been found in the sample as well as its associated blank, its presence in the sample may be suspect.
- Quantitation (Q) Qualifiers
 - E The compound was quantitated above the calibration range.
 - D Concentration is based on a diluted sample analysis.
- Validation Qualifiers
 - J The compound was positively identified; however, the associated numerical value is an estimated concentration only.
 - UJ The compound was not detected above the reported sample quantitation limit. However, the reported limit is approximate and may or may not represent the actual limit of quantitation.
 - JN The analysis indicates the presence of a compound for which there is presumptive evidence to make a tentative identification. The associated numerical value is an estimated concentration only.
 - UB Compound considered non-detect at the listed value due to associated blank contamination.
 - N The analysis indicates the presence of a compound for which there is presumptive evidence to make a tentative identification.
 - R The sample results are rejected.

Two facts should be noted by all data users. First, the "R" flag means that the associated value is unusable. In other words, due to significant quality control (QC) problems, the analysis is invalid and provides no information as to whether the compound is present or not. "R" values should not appear on data tables because they cannot be relied upon, even as a last resort. The second fact to keep in mind is that no compound concentration, even if it has passed all QC tests, is guaranteed to be accurate. Strict QC serves to increase confidence in data but any value potentially contains error.

VOLATILE ORGANIC COMPOUND (VOC) ANALYSES

1. Holding Times

The specified holding times for the following methods are presented in the following table.

Method	Matrix	Holding Time	Preservation
OLM04.3	Water	10 days from validated time of sample receipt to analysis	Cool to <6°C; preserved to a pH of less than 2 s.u.

s.u. Standard units

All samples were analyzed within the specified holding time criteria.

2. Blank Contamination

Quality assurance (QA) blanks (i.e., method and rinse blanks) are prepared to identify any contamination which may have been introduced into the samples during sample preparation or field activity. Method blanks measure laboratory contamination. Rinse blanks measure contamination of samples during field operations.

A blank action level (BAL) of five times the concentration of a detected compound in an associated blank (common laboratory contaminant compounds are calculated at ten times) is calculated for QA blanks containing concentrations greater than the method detection limit (MDL). The BAL is compared to the associated sample results to determine the appropriate qualification of the sample results, if needed.

Compounds were detected in the associated QA blanks; however, the associated sample results were greater than the BAL and/or were non-detect. No qualification of the sample results was required.

3. Mass Spectrometer Tuning

Mass spectrometer performance was acceptable and all analyses were performed within a 12-hour tune clock.

System performance and column resolution were acceptable.

4. Calibration

Satisfactory instrument calibration is established to insure that the instrument is capable of producing acceptable quantitative data. An initial calibration demonstrates that the instrument is capable of acceptable performance at the beginning of an experimental sequence. The continuing calibration verifies that the instrument daily performance is satisfactory.

4.1 Initial Calibration

The method specifies percent relative standard deviation (%RSD) and relative response factor (RRF) limits for select compounds only. A technical review of the data applies limits to all compounds with no exceptions.

All target compounds associated with the initial calibration standards must exhibit a %RSD less than the control limit (30%) or a correlation coefficient greater than 0.99 and an RRF value greater than control limit (0.05).

4.2 Continuing Calibration

All target compounds associated with the continuing calibration standard must exhibit a percent difference (%D) less than the control limit (25%) and RRF value greater than control limit (0.05).

All compounds associated with the calibrations were within the specified control limits, with the exception of the compounds presented in the following table.

Sample Locations	Initial/Continuing	Compound	Criteria
TB1200413 FB120413 REP120413 P-6 P-3 P-4	CCV %D	Bromoform	+55.3%
		Carbon tetrachloride	+27.6%
		Dibromochloromethane	+36.8%

The criteria used to evaluate the initial and continuing calibration are presented in the following table. In the case of a calibration deviation, the sample results are qualified.

Initial/Continuing	Criteria	Sample Result	Qualification
Initial and Continuing Calibration	RRF <0.05	Non-detect	R
		Detect	J
	RRF <0.01 ¹	Non-detect	R
		Detect	J
	RRF >0.05 or RRF >0.01 ¹	Non-detect	No Action
		Detect	
Initial Calibration	%RSD > 30% or a correlation coefficient <0.99	Non-detect	UJ
		Detect	J
	%RSD >90%	Non-detect	R
		Detect	J
Continuing Calibration	%D >25% (increase in sensitivity)	Non-detect	No Action
		Detect	J
	%D >25% (decrease in sensitivity)	Non-detect	UJ
		Detect	J
	%D >90% (increase/decrease in sensitivity)	Non-detect	R
		Detect	J

RRF of 0.01 only applies to compounds which are typically poor responding compounds (i.e., ketones, 1,4-dioxane, etc.)

5. Surrogates/System Monitoring Compounds

All samples to be analyzed for organic compounds are spiked with surrogate compounds prior to sample preparation to evaluate overall laboratory performance and efficiency of the analytical technique. VOC analysis requires that all surrogates associated with the analysis exhibit recoveries within the laboratory-established acceptance limits.

All surrogate recoveries were within control limits.

6. Internal Standard Performance

Internal standard performance criteria insure that the GC/MS sensitivity and response are stable during every sample analysis. The criteria requires the internal standard compounds associated with the VOC exhibit area counts that are not greater than two times (+100%) or less than one-half (-50%) of the area counts of the associated continuing calibration standard.

All internal standard responses were within control limits.

7. Matrix Spike/Matrix Spike Duplicate (MS/MSD) Analysis

MS/MSD data are used to assess the precision and accuracy of the analytical method. The compounds used to perform the MS/MSD analysis must exhibit a percent recovery within the laboratory-established acceptance limits. The relative percent difference (RPD) between the MS/MSD recoveries must exhibit an RPD within the laboratory-established acceptance limits.

Note: The MS/MSD recovery control limits do not apply for MS/MSD performed on sample locations where the compound concentration detected in the parent sample exceeds the MS/MSD concentration by a factor of four or greater.

Sample locations associated with the MS/MSD exhibiting recoveries outside of the control limits are presented in the following table.

Sample Locations	Compound	MS Recovery	MSD Recovery
P-6	Benzene	AC	<LL but >10%
	Chlorobenzene		
	Toluene		
	Trichloroethene		

AC Acceptable

The criteria used to evaluate the MS/MSD recoveries are presented in the following table. In the case of an MS/MSD deviation, the sample results are qualified as documented in the table below.

Control Limit	Sample Result	Qualification
> the upper control limit (UL)	Non-detect	No Action
	Detect	J
< the lower control limit (LL) but > 10%	Non-detect	UJ
	Detect	J
< 10%	Non-detect	R
	Detect	J
Parent sample concentration > four times the MS/MSD spiking solution concentration.	Detect	No Action
	Non-detect	

Sample locations associated with MS/MSD recoveries exhibiting an RPD greater than of the control limit presented in the following table.

Sample Locations	Compound
P-3	1,1-Dichloroethene
	Benzene
	Chlorobenzene
	Toluene

Sample Locations	Compound
	Trichloroethene

The criteria used to evaluate the RPD between the MS/MSD recoveries are presented in the following table. In the case of an RPD deviation, the sample results are qualified as documented in the table below.

Control Limit	Sample Result	Qualification
> UL	Non-detect	UJ
	Detect	J

8. Laboratory Control Sample (LCS) Analysis

The LCS analysis is used to assess the precision and accuracy of the analytical method independent of matrix interferences. The compounds associated with the LCS analysis must exhibit a percent recovery within the laboratory-established acceptance limits.

All compounds associated with the LCS analysis exhibited recoveries within the control limits.

9. Field Duplicate Analysis

Field duplicate analysis is used to assess the overall precision of the field sampling procedures and analytical method. A control limit of 50% for water matrices is applied to the RPD between the parent sample and the field duplicate. In the instance when the parent and/or duplicate sample concentrations are less than or equal to 5 times the RL, a control limit of two times the RL is applied for water matrices.

Results for duplicate samples are summarized in the following table.

Sample ID/ Duplicate ID	Compound	Sample Result	Duplicate Result	RPD
P-6/ REP120413	Chloroform	0.25 J	0.34 J	AC
	Trichloroethene	0.60 J	0.59 J	

AC Acceptable

The calculated RPDs between the parent sample and field duplicate were acceptable.

10. System Performance and Overall Assessment

Tentatively identified compounds (TICs) were not detected in any of the sample locations.

Overall system performance was noted by the laboratory in the case narrative as acceptable. Other than for those deviations specifically mentioned in this review, the overall data quality is within the guidelines specified in the method.

DATA VALIDATION CHECKLIST FOR VOCs

VOCs: OLM04.3	Reported		Performance Acceptable		Not Required
	No	Yes	No	Yes	
GAS CHROMATOGRAPHY/MASS SPECTROMETRY (GC/MS)					
Tier II Validation					
Holding times		X		X	
Reporting limits (units)		X		X	
Blanks					
A. Method blanks		X	X		
B. Equipment blanks		X		X	
C. Trip blanks		X		X	
Laboratory Control Sample (LCS)		X		X	
Laboratory Control Sample Duplicate(LCSD)					X
LCS/LCSD Precision (RPD)					X
Matrix Spike (MS)					X
Matrix Spike Duplicate(MSD)		X		X	
MS/MSD Precision (RPD)		X	X		
Field/Lab Duplicate (RPD)		X	X		
Surrogate Spike Recoveries		X		X	
Dilution Factor		X		X	
Moisture Content					X
Tier III Validation					
System performance and column resolution		X		X	
Initial calibration %RSDs		X		X	
Continuing calibration RRFs		X		X	
Continuing calibration %Ds		X	X		
Instrument tune and performance check		X		X	
Ion abundance criteria for each instrument used		X		X	
Internal standard		X		X	
Compound identification and quantitation					
A. Reconstructed ion chromatograms		X		X	
B. Quantitation Reports		X		X	
C. RT of sample compounds within the established RT windows		X		X	
D. Transcription/calculation errors present		X		X	
E. Reporting limits adjusted to reflect sample dilutions		X		X	

%RSD Relative standard deviation
 %R Percent recovery
 RPD Relative percent difference
 %D Percent difference

SAMPLE COMPLIANCE REPORT

SAMPLE COMPLIANCE REPORT

Sample Delivery Group (SDG)	Sampling Date	Protocol	Sample ID	Matrix	Compliance ¹					Noncompliance
					VOC	SVOC	PCB/PEST /HERB	MET	MISC	
R1309135	12/4/2013	OLM04.3	TB1200413	Water	Yes	--	--	--	--	
			FB120413	Water	Yes	--	--	--	--	
			REP120413	Water	Yes	--	--	--	--	
			P-6	Water	Yes	--	--	--	--	
			P-3	Water	No	--	--	--	--	VOC-MSD & RPD
			P-4	Water	Yes	--	--	--	--	

1 Samples which are compliant with no added validation qualifiers are listed as "yes". Samples which are non-compliant or which have added qualifiers are listed as "no". A "no" designation does not necessarily indicate that the data have been rejected or are otherwise unusable.

VALIDATION PERFORMED BY: Lisa Horton

SIGNATURE: 

DATE: December 13, 2013

PEER REVIEW BY: Todd Church

DATE: December 13, 2013

**CHAIN OF CUSTODY/LABORATORY QUALIFIER DEFINITIONS/
CORRECTED SAMPLE ANALYSIS DATA SHEETS**

ID#:

CHAIN OF CUSTODY & LABORATORY ANALYSIS REQUEST FORM

Lab Work Order #

Send Results to:	Contact & Company Name: XUAN XU / ARCADIS	Telephone: 631-249-7600	Preservative B B							<p>Keys</p> <p>Preservation Key: A. H₂SO₄ B. HCL C. HNO₃ D. NaOH E. None F. Other: _____</p> <p>Container Information Key: 1. 40 ml Vial 2. 1 L Amber 3. 250 ml Plastic 4. 500 ml Plastic 5. Encore 6. 2 oz. Glass 7. 4 oz. Glass 8. 8 oz. Glass 9. Other: _____ 10. Other: _____</p> <p>Matrix Key: SO - Soil W - Water T - Tissue SE - Sediment SL - Sludge A - Air NL - NAPL/OIL SW - Sample Wipe Other: _____</p>																																																																																																																																					
	Address: 2 Huntington Quadrangle Suite 1510	Fax: 631-249-7610	# of Containers 3 9	Container Information 1 1	PARAMETER ANALYSIS & METHOD																																																																																																																																										
	City State Zip Melville NY 11747	E-mail Address: xuan.xu@arcadis-us.com	<div style="display: flex; justify-content: space-around;"> <div style="text-align: center;">TVOC OLM 413</div> <div style="text-align: center;">TVOC OLM 413</div> </div>																																																																																																																																												
Project Name/Location (City, State): NGC 0424TH-QTR/Bethpage, NY NY 001496.0612.WSFT3	Project #: NY NY 001496.0612.WSFT3																																																																																																																																														
Sampler's Printed Name: Karla Miranda	Sampler's Signature: <i>[Signature]</i>	<table border="1" style="width: 100%; border-collapse: collapse;"> <thead> <tr> <th rowspan="2">Collection</th> <th colspan="2">Type (✓)</th> <th rowspan="2">Matrix</th> </tr> <tr> <th>Date</th> <th>Time</th> <th>Comp</th> <th>Grab</th> </tr> </thead> <tbody> <tr> <td>TB120413</td> <td>120413</td> <td>1000</td> <td>✓</td> <td>W</td> <td>✓</td> <td></td> <td></td> <td></td> <td></td> <td></td> <td></td> <td></td> <td></td> <td></td> <td></td> <td></td> <td></td> <td></td> <td></td> <td></td> </tr> <tr> <td>FB120413</td> <td>120413</td> <td>1045</td> <td>✓</td> <td>W</td> <td>✓</td> <td></td> <td></td> <td></td> <td></td> <td></td> <td></td> <td></td> <td></td> <td></td> <td></td> <td></td> <td></td> <td></td> <td></td> <td></td> </tr> <tr> <td>REP120413</td> <td>120413</td> <td>—</td> <td>✓</td> <td>W</td> <td>✓</td> <td></td> <td></td> <td></td> <td></td> <td></td> <td></td> <td></td> <td></td> <td></td> <td></td> <td></td> <td></td> <td></td> <td></td> <td></td> </tr> <tr> <td>P-6</td> <td>120413</td> <td>1157</td> <td>✓</td> <td>W</td> <td>✓</td> <td></td> <td></td> <td></td> <td></td> <td></td> <td></td> <td></td> <td></td> <td></td> <td></td> <td></td> <td></td> <td></td> <td></td> <td></td> </tr> <tr> <td>P-3</td> <td>120413</td> <td>1345</td> <td>✓</td> <td>W</td> <td>✓</td> <td></td> <td></td> <td></td> <td></td> <td></td> <td></td> <td></td> <td></td> <td></td> <td></td> <td></td> <td></td> <td></td> <td></td> <td></td> </tr> <tr> <td>P-4</td> <td>120413</td> <td>1530</td> <td>✓</td> <td>W</td> <td>✓</td> <td></td> <td></td> <td></td> <td></td> <td></td> <td></td> <td></td> <td></td> <td></td> <td></td> <td></td> <td></td> <td></td> <td></td> <td></td> </tr> </tbody> </table>								Collection	Type (✓)		Matrix	Date	Time	Comp	Grab	TB120413	120413	1000	✓	W	✓																FB120413	120413	1045	✓	W	✓																REP120413	120413	—	✓	W	✓																P-6	120413	1157	✓	W	✓																P-3	120413	1345	✓	W	✓																P-4	120413	1530	✓	W	✓															
Collection	Type (✓)										Matrix																																																																																																																																				
	Date	Time	Comp	Grab																																																																																																																																											
TB120413	120413	1000	✓	W	✓																																																																																																																																										
FB120413	120413	1045	✓	W	✓																																																																																																																																										
REP120413	120413	—	✓	W	✓																																																																																																																																										
P-6	120413	1157	✓	W	✓																																																																																																																																										
P-3	120413	1345	✓	W	✓																																																																																																																																										
P-4	120413	1530	✓	W	✓																																																																																																																																										
Special Instructions/Comments: * Use for MS/MSD		Special QA/QC Instructions(✓): please use sample "P-3" for QA/QC MS/MSD.																																																																																																																																													

Laboratory Information and Receipt		Relinquished By		Received By		Relinquished By		Laboratory Received By	
Lab Name: ALS Environmental	Cooler Custody Seal (✓) <input type="checkbox"/> Intact <input type="checkbox"/> Not Intact	Printed Name: Karla Miranda	Signature: <i>[Signature]</i>	Printed Name: J. Scwid	Signature: <i>[Signature]</i>	Printed Name:	Signature:	Printed Name:	Signature:
<input checked="" type="checkbox"/> Cooler packed with ice (✓)	Sample Receipt:	Firm: ARCADIS	Date/Time: 12/04/13 ; 1700	Firm/Courier: ALS	Date/Time: 12/5/13 1030	Firm/Courier:	Date/Time:	Firm/Courier:	Date/Time:
Specify Turnaround Requirements: 24 hr. T.A.T.	Condition/Cooler Temp: _____								

R1309135 5

ARCADIS of New York, Inc.
NGC - Ouz Quarterly System



REPORT QUALIFIERS AND DEFINITIONS

- U Analyte was analyzed for but not detected. The sample quantitation limit has been corrected for dilution and for percent moisture, unless otherwise noted in the case narrative.
J Estimated value due to either being a Tentatively Identified Compound (TIC) or that the concentration is between the MRL and the MDL. Concentrations are not verified within the linear range of the calibration. For DoD: concentration >40% difference between two GC columns (pesticides/Aroclors).
B Analyte was also detected in the associated method blank at a concentration that may have contributed to the sample result.
E Inorganics- Concentration is estimated due to the serial dilution was outside control limits.
E Organics- Concentration has exceeded the calibration range for that specific analysis.
D Concentration is a result of a dilution, typically a secondary analysis of the sample due to exceeding the calibration range or that a surrogate has been diluted out of the sample and cannot be assessed.
* Indicates that a quality control parameter has exceeded laboratory limits. Under the "Notes" column of the Form I, this qualifier denotes analysis was performed out of Holding Time.
H Analysis was performed out of hold time for tests that have an "immediate" hold time criteria.
Spike was diluted out.
+ Correlation coefficient for MSA is <0.995.
N Inorganics- Matrix spike recovery was outside laboratory limits.
N Organics- Presumptive evidence of a compound (reported as a TIC) based on the MS library search.
S Concentration has been determined using Method of Standard Additions (MSA).
W Post-Digestion Spike recovery is outside control limits and the sample absorbance is <50% of the spike absorbance.
P Concentration >40% (25% for CLP) difference between the two GC columns.
C Confirmed by GC/MS
Q DoD reports: indicates a pesticide/Aroclor is not confirmed (>=100% Difference between two GC columns).
X See Case Narrative for discussion.
MRL Method Reporting Limit. Also known as:
LOQ Limit of Quantitation (LOQ) The lowest concentration at which the method analyte may be reliably quantified under the method conditions.
MDL Method Detection Limit. A statistical value derived from a study designed to provide the lowest concentration that will be detected 99% of the time. Values between the MDL and MRL are estimated (see J qualifier).
LOD Limit of Detection. A value at or above the MDL which has been verified to be detectable.
ND Non-Detect. Analyte was not detected at the concentration listed. Same as U qualifier.



Rochester Lab ID # for State Certifications¹

Table with 3 columns: State ID, NELAP Accredited, and State ID. Rows include Maine, New Hampshire, Connecticut, Nebraska, Delaware, Nevada, DoD ELAP, New Jersey, Florida, New York, Illinois, and Virginia.

¹ Analyses were performed according to our laboratory's NELAP-approved quality assurance program and any applicable state or agency requirements. The test results meet requirements of the current NELAP/TNI standards or state or agency requirements, where applicable, except as noted in the laboratory case narrative provided. For a specific list of accredited analytes, refer to http://www.alsglobal.com/en/Our-Services/Life-Sciences/Environmental/Downloads/North-America-Downloads

ALS Group USA, Corp. dba ALS Environmental

Analytical Report

Client: ARCADIS of New York, Inc.
 Project: NGC - OU2 Quarterly System/NY001496.0612.WSFJ3
 Sample Matrix: Water

Service Request: R1309135
 Date Collected: 12/ 4/13 1000
 Date Received: 12/ 5/13
 Date Analyzed: 12/10/13 14:33

Sample Name: TB120413
 Lab Code: R1309135-001

Units: µg/L
 Basis: NA

Volatile Organic Compounds by GC/MS

Analytical Method: CLP-VOA OLM04.3
 Data File Name: I:\ACQUDATA\MSVOA6\DATA\121013\L2137.D\

Analysis Lot: 372055
 Instrument Name: R-MS-06
 Dilution Factor: 1

CAS No.	Analyte Name	Result	Q	MRL	MDL	Note
71-55-6	1,1,1-Trichloroethane (TCA)	5.0	U	5.0	0.20	
79-34-5	1,1,2,2-Tetrachloroethane	5.0	U	5.0	0.20	
79-00-5	1,1,2-Trichloroethane	5.0	U	5.0	0.20	
75-34-3	1,1-Dichloroethane (1,1-DCA)	5.0	U	5.0	0.20	
75-35-4	1,1-Dichloroethene (1,1-DCE)	5.0	U	5.0	0.20	
107-06-2	1,2-Dichloroethane	5.0	U	5.0	0.21	
78-87-5	1,2-Dichloropropane	5.0	U	5.0	0.20	
78-93-3	2-Butanone (MEK)	50	U	50	1.3	
591-78-6	2-Hexanone	50	U	50	1.2	
67-64-1	Acetone	50	U	50	1.4	
71-43-2	Benzene	0.70	U	0.70	0.20	
75-27-4	Bromodichloromethane	5.0	U	5.0	0.20	
75-25-2	Bromoform	5.0	U	5.0	0.20	
74-83-9	Bromomethane	5.0	U	5.0	0.49	
75-15-0	Carbon Disulfide	5.0	U	5.0	0.20	
56-23-5	Carbon Tetrachloride	5.0	U	5.0	0.20	
108-90-7	Chlorobenzene	5.0	U	5.0	0.23	
75-00-3	Chloroethane	5.0	U	5.0	0.22	
67-66-3	Chloroform	5.0	U	5.0	0.20	
74-87-3	Chloromethane	5.0	U	5.0	0.20	
124-48-1	Dibromochloromethane	5.0	U	5.0	0.20	
75-71-8	Dichlorodifluoromethane (CFC 12)	5.0	U	5.0	0.20	
75-09-2	Dichloromethane	5.0	U	5.0	0.26	
100-41-4	Ethylbenzene	5.0	U	5.0	0.20	
1634-04-4	Methyl tert-Butyl Ether	5.0	U	5.0	0.20	
100-42-5	Styrene	5.0	U	5.0	0.20	
127-18-4	Tetrachloroethene (PCE)	5.0	U	5.0	0.20	
108-88-3	Toluene	5.0	U	5.0	0.20	
79-01-6	Trichloroethene (TCE)	5.0	U	5.0	0.27	
75-69-4	Trichlorofluoromethane (CFC 11)	5.0	U	5.0	0.20	
75-01-4	Vinyl Chloride	2.0	U	2.0	0.20	
156-59-2	cis-1,2-Dichloroethene	5.0	U	5.0	0.20	
10061-01-5	cis-1,3-Dichloropropene	5.0	U	5.0	0.20	
156-60-5	trans-1,2-Dichloroethene	5.0	U	5.0	0.22	
10061-02-6	trans-1,3-Dichloropropene	5.0	U	5.0	0.20	

ALS Group USA, Corp. dba ALS Environmental

Analytical Report

Client: ARCADIS of New York, Inc.
 Project: NGC - OU2 Quarterly System/NY001496.0612.WSFJ3
 Sample Matrix: Water

Service Request: R1309135
 Date Collected: 12/4/13 1000
 Date Received: 12/5/13
 Date Analyzed: 12/10/13 14:33

Sample Name: TB120413
 Lab Code: R1309135-001

Units: µg/L
 Basis: NA

Volatile Organic Compounds by GC/MS

Analytical Method: CLP-VOA OLM04.3
 Data File Name: I:\ACQUADATA\MSVOA6\DATA\121013\L2137.D\

Analysis Lot: 372055
 Instrument Name: R-MS-06
 Dilution Factor: 1

CAS No.	Analyte Name	Result	Q	MRL	MDL	Note
95-47-6	o-Xylene	5.0	U	5.0	0.20	
179601-23-1	m,p-Xylenes	5.0	U	5.0	0.22	
75-45-6	Chlorodifluoromethane (CFC 22)	5.0	U	5.0	0.20	
76-13-1	1,1,2-Trichlorotrifluoroethane (CFC 113)	5.0	U	5.0	0.29	
108-10-1	4-Methyl-2-pentanone (MIBK)	50	U	50	0.78	

Surrogate Name	%Rec	Control Limits	Date Analyzed	Q
1,2-Dichloroethane-d4	101	76-114	12/10/13 14:33	
4-Bromofluorobenzene	97	86-115	12/10/13 14:33	
Toluene-d8	100	88-110	12/10/13 14:33	

ALS Group USA, Corp. dba ALS Environmental

Analytical Report

Client: ARCADIS of New York, Inc.
Project: NGC - OU2 Quarterly System/NY001496.0612.WSFJ3
Sample Matrix: Water

Service Request: R1309135
Date Collected: 12/4/13
Date Received: 12/5/13
Date Analyzed: 12/10/13 1433

**Tentatively Identified Compounds (TIC)
Volatile Organic Compounds by GC/MS**

Sample Name: TB120413
Lab Code: R1309135-001

Units: µg/L
Basis: NA

Analytical Method: CLP-VOA OLM04.3

CAS #	Analyte Name	RT	Result	Q
-------	--------------	----	--------	---

No Tentatively Identified Compounds Detected.

Comments: _____

ALS Group USA, Corp. dba ALS Environmental

Analytical Report

Client: ARCADIS of New York, Inc.
 Project: NGC - OU2 Quarterly System/NY001496.0612.WSFJ3
 Sample Matrix: Water

Service Request: R1309135
 Date Collected: 12/ 4/13 1045
 Date Received: 12/ 5/13
 Date Analyzed: 12/10/13 15:00

Sample Name: FB120413
 Lab Code: R1309135-002

Units: µg/L
 Basis: NA

Volatile Organic Compounds by GC/MS

Analytical Method: CLP-VOA OLM04.3
 Data File Name: I:\ACQU\DATA\MSVOA6\DATA\121013\2138.D\

Analysis Lot: 372055
 Instrument Name: R-MS-06
 Dilution Factor: 1

CAS No.	Analyte Name	Result	Q	MRL	MDL	Note
71-55-6	1,1,1-Trichloroethane (TCA)	5.0	U	5.0	0.20	
79-34-5	1,1,2,2-Tetrachloroethane	5.0	U	5.0	0.20	
79-00-5	1,1,2-Trichloroethane	5.0	U	5.0	0.20	
75-34-3	1,1-Dichloroethane (1,1-DCA)	5.0	U	5.0	0.20	
75-35-4	1,1-Dichloroethene (1,1-DCE)	5.0	U	5.0	0.20	
107-06-2	1,2-Dichloroethane	5.0	U	5.0	0.21	
78-87-5	1,2-Dichloropropane	5.0	U	5.0	0.20	
78-93-3	2-Butanone (MEK)	50	U	50	1.3	
591-78-6	2-Hexanone	50	U	50	1.2	
67-64-1	Acetone	50	U	50	1.4	
71-43-2	Benzene	0.70	U	0.70	0.20	
75-27-4	Bromodichloromethane	5.0	U	5.0	0.20	
75-25-2	Bromoform	5.0	U	5.0	0.20	
74-83-9	Bromomethane	5.0	U	5.0	0.49	
75-15-0	Carbon Disulfide	5.0	U	5.0	0.20	
56-23-5	Carbon Tetrachloride	5.0	U	5.0	0.20	
108-90-7	Chlorobenzene	5.0	U	5.0	0.23	
75-00-3	Chloroethane	5.0	U	5.0	0.22	
67-66-3	Chloroform	5.0	U	5.0	0.20	
74-87-3	Chloromethane	5.0	U	5.0	0.20	
124-48-1	Dibromochloromethane	5.0	U	5.0	0.20	
75-71-8	Dichlorodifluoromethane (CFC 12)	5.0	U	5.0	0.20	
75-09-2	Dichloromethane	5.0	U	5.0	0.26	
100-41-4	Ethylbenzene	5.0	U	5.0	0.20	
1634-04-4	Methyl tert-Butyl Ether	5.0	U	5.0	0.20	
100-42-5	Styrene	5.0	U	5.0	0.20	
127-18-4	Tetrachloroethene (PCE)	5.0	U	5.0	0.20	
108-88-3	Toluene	5.0	U	5.0	0.20	
79-01-6	Trichloroethene (TCE)	5.0	U	5.0	0.27	
75-69-4	Trichlorofluoromethane (CFC 11)	5.0	U	5.0	0.20	
75-01-4	Vinyl Chloride	2.0	U	2.0	0.20	
156-59-2	cis-1,2-Dichloroethene	5.0	U	5.0	0.20	
10061-01-5	cis-1,3-Dichloropropene	5.0	U	5.0	0.20	
156-60-5	trans-1,2-Dichloroethene	5.0	U	5.0	0.22	
10061-02-6	trans-1,3-Dichloropropene	5.0	U	5.0	0.20	

ALS Group USA, Corp. dba ALS Environmental

Analytical Report

Client: ARCADIS of New York, Inc.
 Project: NGC - OU2 Quarterly System/NY001496.0612.WSFJ3
 Sample Matrix: Water

Service Request: R1309135
 Date Collected: 12/ 4/13 1045
 Date Received: 12/ 5/13
 Date Analyzed: 12/10/13 15:00

Sample Name: FB120413
 Lab Code: R1309135-002

Units: µg/L
 Basis: NA

Volatile Organic Compounds by GC/MS

Analytical Method: CLP-VOA OLM04.3
 Data File Name: I:\ACQUADATA\MSVOA6\DATA\121013\12138.D\

Analysis Lot: 372055
 Instrument Name: R-MS-06
 Dilution Factor: 1

CAS No.	Analyte Name	Result	Q	MRL	MDL	Note
95-47-6	o-Xylene	5.0	U	5.0	0.20	
179601-23-1	m,p-Xylenes	5.0	U	5.0	0.22	
75-45-6	Chlorodifluoromethane (CFC 22)	5.0	U	5.0	0.20	
76-13-1	1,1,2-Trichlorotrifluoroethane (CFC 113)	5.0	U	5.0	0.29	
108-10-1	4-Methyl-2-pentanone (MIBK)	50	U	50	0.78	

Surrogate Name	%Rec	Control Limits	Date Analyzed	Q
1,2-Dichloroethane-d4	98	76-114	12/10/13 15:00	
4-Bromofluorobenzene	95	86-115	12/10/13 15:00	
Toluene-d8	98	88-110	12/10/13 15:00	

ALS Group USA, Corp. dba ALS Environmental

Analytical Report

Client: ARCADIS of New York, Inc.
Project: NGC - OU2 Quarterly System/NY001496.0612.WSFJ3
Sample Matrix: Water

Service Request: R1309135
Date Collected: 12/4/13
Date Received: 12/5/13
Date Analyzed: 12/10/13 1500

**Tentatively Identified Compounds (TIC)
Volatile Organic Compounds by GC/MS**

Sample Name: FB120413
Lab Code: R1309135-002

Units: µg/L
Basis: NA

Analytical Method: CLP-VOA OLM04.3

CAS #	Analyte Name	RT	Result Q
-------	--------------	----	----------

No Tentatively Identified Compounds Detected.

Comments: _____

ALS Group USA, Corp. dba ALS Environmental

Analytical Report

Client: ARCADIS of New York, Inc.
 Project: NGC - OU2 Quarterly System/NY001496.0612.WSFJ3
 Sample Matrix: Water

Service Request: R1309135
 Date Collected: 12/ 4/13
 Date Received: 12/ 5/13
 Date Analyzed: 12/10/13 15:30

Sample Name: REP120413
 Lab Code: R1309135-003

Units: µg/L
 Basis: NA

Volatile Organic Compounds by GC/MS

Analytical Method: CLP-VOA OLM04.3
 Data File Name: I:\ACQUDATA\MSVOA6\DATA\121013\L2139.DA

Analysis Lot: 372055
 Instrument Name: R-MS-06
 Dilution Factor: 1

CAS No.	Analyte Name	Result	Q	MRL	MDL	Note
71-55-6	1,1,1-Trichloroethane (TCA)	5.0	U	5.0	0.20	
79-34-5	1,1,2,2-Tetrachloroethane	5.0	U	5.0	0.20	
79-00-5	1,1,2-Trichloroethane	5.0	U	5.0	0.20	
75-34-3	1,1-Dichloroethane (1,1-DCA)	5.0	U	5.0	0.20	
75-35-4	1,1-Dichloroethene (1,1-DCE)	5.0	U	5.0	0.20	
107-06-2	1,2-Dichloroethane	5.0	U	5.0	0.21	
78-87-5	1,2-Dichloropropane	5.0	U	5.0	0.20	
78-93-3	2-Butanone (MEK)	50	U	50	1.3	
591-78-6	2-Hexanone	50	U	50	1.2	
67-64-1	Acetone	50	U	50	1.4	
71-43-2	Benzene	0.70	U	0.70	0.20	
75-27-4	Bromodichloromethane	5.0	U	5.0	0.20	
75-25-2	Bromoform	5.0	U	5.0	0.20	
74-83-9	Bromomethane	5.0	U	5.0	0.49	
75-15-0	Carbon Disulfide	5.0	U	5.0	0.20	
56-23-5	Carbon Tetrachloride	5.0	U	5.0	0.20	
108-90-7	Chlorobenzene	5.0	U	5.0	0.23	
75-00-3	Chloroethane	5.0	U	5.0	0.22	
67-66-3	Chloroform	0.34	J	5.0	0.20	
74-87-3	Chloromethane	5.0	U	5.0	0.20	
124-48-1	Dibromochloromethane	5.0	U	5.0	0.20	
75-71-8	Dichlorodifluoromethane (CFC 12)	5.0	U	5.0	0.20	
75-09-2	Dichloromethane	5.0	U	5.0	0.26	
100-41-4	Ethylbenzene	5.0	U	5.0	0.20	
1634-04-4	Methyl tert-Butyl Ether	5.0	U	5.0	0.20	
100-42-5	Styrene	5.0	U	5.0	0.20	
127-18-4	Tetrachloroethene (PCE)	5.0	U	5.0	0.20	
108-88-3	Toluene	5.0	U	5.0	0.20	
79-01-6	Trichloroethene (TCE)	0.59	J	5.0	0.27	
75-69-4	Trichlorofluoromethane (CFC 11)	5.0	U	5.0	0.20	
75-01-4	Vinyl Chloride	2.0	U	2.0	0.20	
156-59-2	cis-1,2-Dichloroethene	1.1	J	5.0	0.20	
10061-01-5	cis-1,3-Dichloropropene	5.0	U	5.0	0.20	
156-60-5	trans-1,2-Dichloroethene	5.0	U	5.0	0.22	
10061-02-6	trans-1,3-Dichloropropene	5.0	U	5.0	0.20	

ALS Group USA, Corp. dba ALS Environmental

Analytical Report

Client: ARCADIS of New York, Inc.
 Project: NGC - OU2 Quarterly System/NY001496.0612.WSFJ3
 Sample Matrix: Water

Service Request: R1309135
 Date Collected: 12/ 4/13
 Date Received: 12/ 5/13
 Date Analyzed: 12/10/13 15:30

Sample Name: REP120413
 Lab Code: R1309135-003

Units: µg/L
 Basis: NA

Volatile Organic Compounds by GC/MS

Analytical Method: CLP-VOA OLM04.3
 Data File Name: I:\ACQU\DATA\MSVOA6\DATA\121013\12139.D\

Analysis Lot: 372055
 Instrument Name: R-MS-06
 Dilution Factor: 1

CAS No.	Analyte Name	Result Q	MRL	MDL	Note
95-47-6	o-Xylene	5.0 U	5.0	0.20	
179601-23-1	m,p-Xylenes	5.0 U	5.0	0.22	
75-45-6	Chlorodifluoromethane (CFC 22)	5.0 U	5.0	0.20	
76-13-1	1,1,2-Trichlorotrifluoroethane (CFC 113)	5.0 U	5.0	0.29	
108-10-1	4-Methyl-2-pentanone (MIBK)	50 U	50	0.78	

Surrogate Name	%Rec	Control Limits	Date Analyzed	Q
1,2-Dichloroethane-d4	101	76-114	12/10/13 15:30	
4-Bromofluorobenzene	96	86-115	12/10/13 15:30	
Toluene-d8	97	88-110	12/10/13 15:30	

ALS Group USA, Corp. dba ALS Environmental

Analytical Report

Client: ARCADIS of New York, Inc.
Project: NGC - OU2 Quarterly System/NY001496.0612.WSFJ3
Sample Matrix: Water

Service Request: R1309135
Date Collected: 12/4/13
Date Received: 12/5/13
Date Analyzed: 12/10/13 1530

**Tentatively Identified Compounds (TIC)
Volatile Organic Compounds by GC/MS**

Sample Name: REP120413
Lab Code: R1309135-003

Units: µg/L
Basis: NA

Analytical Method: CLP-VOA OLM04.3

CAS #	Analyte Name	RT	Result	Q
-------	--------------	----	--------	---

No Tentatively Identified Compounds Detected.

Comments: _____

ALS Group USA, Corp. dba ALS Environmental

Analytical Report

Client: ARCADIS of New York, Inc.
 Project: NGC - OU2 Quarterly System/NY001496.0612.WSFJ3
 Sample Matrix: Water

Service Request: R1309135
 Date Collected: 12/ 4/13 1157
 Date Received: 12/ 5/13
 Date Analyzed: 12/10/13 15:57

Sample Name: P-6
 Lab Code: R1309135-004

Units: µg/L
 Basis: NA

Volatile Organic Compounds by GC/MS

Analytical Method: CLP-VOA OLM04.3
 Data File Name: I:\ACQDATA\MSVOA6\DATA\121013\L2140.D\

Analysis Lot: 372055
 Instrument Name: R-MS-06
 Dilution Factor: 1

CAS No.	Analyte Name	Result	Q	MRL	MDL	Note
71-55-6	1,1,1-Trichloroethane (TCA)	5.0	U	5.0	0.20	
79-34-5	1,1,2,2-Tetrachloroethane	5.0	U	5.0	0.20	
79-00-5	1,1,2-Trichloroethane	5.0	U	5.0	0.20	
75-34-3	1,1-Dichloroethane (1,1-DCA)	5.0	U	5.0	0.20	
75-35-4	1,1-Dichloroethene (1,1-DCE)	5.0	U	5.0	0.20	
107-06-2	1,2-Dichloroethane	5.0	U	5.0	0.21	
78-87-5	1,2-Dichloropropane	5.0	U	5.0	0.20	
78-93-3	2-Butanone (MEK)	50	U	50	1.3	
591-78-6	2-Hexanone	50	U	50	1.2	
67-64-1	Acetone	50	U	50	1.4	
71-43-2	Benzene	0.70	U	0.70	0.20	
75-27-4	Bromodichloromethane	5.0	U	5.0	0.20	
75-25-2	Bromoform	5.0	U	5.0	0.20	
74-83-9	Bromomethane	5.0	U	5.0	0.49	
75-15-0	Carbon Disulfide	5.0	U	5.0	0.20	
56-23-5	Carbon Tetrachloride	5.0	U	5.0	0.20	
108-90-7	Chlorobenzene	5.0	U	5.0	0.23	
75-00-3	Chloroethane	5.0	U	5.0	0.22	
67-66-3	Chloroform	0.25	J	5.0	0.20	
74-87-3	Chloromethane	5.0	U	5.0	0.20	
124-48-1	Dibromochloromethane	5.0	U	5.0	0.20	
75-71-8	Dichlorodifluoromethane (CFC 12)	5.0	U	5.0	0.20	
75-09-2	Dichloromethane	5.0	U	5.0	0.26	
100-41-4	Ethylbenzene	5.0	U	5.0	0.20	
1634-04-4	Methyl tert-Butyl Ether	5.0	U	5.0	0.20	
100-42-5	Styrene	5.0	U	5.0	0.20	
127-18-4	Tetrachloroethene (PCE)	5.0	U	5.0	0.20	
108-88-3	Toluene	5.0	U	5.0	0.20	
79-01-6	Trichloroethene (TCE)	0.60	J	5.0	0.27	
75-69-4	Trichlorofluoromethane (CFC 11)	5.0	U	5.0	0.20	
75-01-4	Vinyl Chloride	2.0	U	2.0	0.20	
156-59-2	cis-1,2-Dichloroethene	1.3	J	5.0	0.20	
10061-01-5	cis-1,3-Dichloropropene	5.0	U	5.0	0.20	
156-60-5	trans-1,2-Dichloroethene	5.0	U	5.0	0.22	
10061-02-6	trans-1,3-Dichloropropene	5.0	U	5.0	0.20	

ALS Group USA, Corp. dba ALS Environmental

Analytical Report

Client: ARCADIS of New York, Inc.
 Project: NGC - OU2 Quarterly System/NY001496.0612.WSFJ3
 Sample Matrix: Water

Service Request: R1309135
 Date Collected: 12/4/13 11:57
 Date Received: 12/5/13
 Date Analyzed: 12/10/13 15:57

Sample Name: P-6
 Lab Code: R1309135-004

Units: µg/L
 Basis: NA

Volatile Organic Compounds by GC/MS

Analytical Method: CLP-VOA OLM04.3
 Data File Name: I:\ACQU\DATA\MSVOA6\DATA\121013\L2140.D\

Analysis Lot: 372055
 Instrument Name: R-MS-06
 Dilution Factor: 1

CAS No.	Analyte Name	Result	Q	MRL	MDL	Note
95-47-6	o-Xylene	5.0	U	5.0	0.20	
179601-23-1	m,p-Xylenes	5.0	U	5.0	0.22	
75-45-6	Chlorodifluoromethane (CFC 22)	5.0	U	5.0	0.20	
76-13-1	1,1,2-Trichlorotrifluoroethane (CFC 113)	5.0	U	5.0	0.29	
108-10-1	4-Methyl-2-pentanone (MIBK)	50	U	50	0.78	

Surrogate Name	%Rec	Control Limits	Date Analyzed	Q
1,2-Dichloroethane-d4	98	76-114	12/10/13 15:57	
4-Bromofluorobenzene	96	86-115	12/10/13 15:57	
Toluene-d8	100	88-110	12/10/13 15:57	

ALS Group USA, Corp. dba ALS Environmental

Analytical Report

Client: ARCADIS of New York, Inc.
Project: NGC - OU2 Quarterly System/NY001496.0612.WSFJ3
Sample Matrix: Water

Service Request: R1309135
Date Collected: 12/4/13
Date Received: 12/5/13
Date Analyzed: 12/10/13 1557

**Tentatively Identified Compounds (TIC)
Volatile Organic Compounds by GC/MS**

Sample Name: P-6
Lab Code: R1309135-004

Units: µg/L
Basis: NA

Analytical Method: CLP-VOA OLM04.3

CAS #	Analyte Name	RT	Result	Q
-------	--------------	----	--------	---

No Tentatively Identified Compounds Detected.

Comments: _____

ALS Group USA, Corp. dba ALS Environmental

Analytical Report

Client: ARCADIS of New York, Inc.
 Project: NGC - OU2 Quarterly System/NY001496.0612.WSFJ3
 Sample Matrix: Water

Service Request: R1309135
 Date Collected: 12/ 4/13 1345
 Date Received: 12/ 5/13
 Date Analyzed: 12/10/13 16:24

Sample Name: P-3
 Lab Code: R1309135-005

Units: µg/L
 Basis: NA

Volatile Organic Compounds by GC/MS

Analytical Method: CLP-VOA OLM04.3
 Data File Name: I:\ACQUDATA\MSVOA6\DATA\121013\L2141.D\

Analysis Lot: 372055
 Instrument Name: R-MS-06
 Dilution Factor: 1

CAS No.	Analyte Name	Result	Q	MRL	MDL	Note
71-55-6	1,1,1-Trichloroethane (TCA)	5.0	U	5.0	0.20	
79-34-5	1,1,2,2-Tetrachloroethane	5.0	U	5.0	0.20	
79-00-5	1,1,2-Trichloroethane	5.0	U	5.0	0.20	
75-34-3	1,1-Dichloroethane (1,1-DCA)	5.0	U	5.0	0.20	
75-35-4	1,1-Dichloroethene (1,1-DCE)	5.0	U	5.0	0.20	J
107-06-2	1,2-Dichloroethane	5.0	U	5.0	0.21	
78-87-5	1,2-Dichloropropane	5.0	U	5.0	0.20	
78-93-3	2-Butanone (MEK)	50	U	50	1.3	
591-78-6	2-Hexanone	50	U	50	1.2	
67-64-1	Acetone	50	U	50	1.4	
71-43-2	Benzene	0.70	U	0.70	0.20	J
75-27-4	Bromodichloromethane	5.0	U	5.0	0.20	
75-25-2	Bromoform	5.0	U	5.0	0.20	
74-83-9	Bromomethane	5.0	U	5.0	0.49	
75-15-0	Carbon Disulfide	5.0	U	5.0	0.20	
56-23-5	Carbon Tetrachloride	5.0	U	5.0	0.20	
108-90-7	Chlorobenzene	5.0	U	5.0	0.23	J
75-00-3	Chloroethane	5.0	U	5.0	0.22	
67-66-3	Chloroform	5.0	U	5.0	0.20	
74-87-3	Chloromethane	5.0	U	5.0	0.20	
124-48-1	Dibromochloromethane	5.0	U	5.0	0.20	
75-71-8	Dichlorodifluoromethane (CFC 12)	5.0	U	5.0	0.20	
75-09-2	Dichloromethane	5.0	U	5.0	0.26	
100-41-4	Ethylbenzene	5.0	U	5.0	0.20	
1634-04-4	Methyl tert-Butyl Ether	5.0	U	5.0	0.20	
100-42-5	Styrene	5.0	U	5.0	0.20	
127-18-4	Tetrachloroethene (PCE)	5.0	U	5.0	0.20	
108-88-3	Toluene	5.0	U	5.0	0.20	J
79-01-6	Trichloroethene (TCE)	5.0	U	5.0	0.27	J
75-69-4	Trichlorofluoromethane (CFC 11)	5.0	U	5.0	0.20	
75-01-4	Vinyl Chloride	2.0	U	2.0	0.20	
156-59-2	cis-1,2-Dichloroethene	5.0	U	5.0	0.20	
10061-01-5	cis-1,3-Dichloropropene	5.0	U	5.0	0.20	
156-60-5	trans-1,2-Dichloroethene	5.0	U	5.0	0.22	
10061-02-6	trans-1,3-Dichloropropene	5.0	U	5.0	0.20	

ALS Group USA, Corp. dba ALS Environmental

Analytical Report

Client: ARCADIS of New York, Inc.
 Project: NGC - OU2 Quarterly System/NY001496.0612.WSFJ3
 Sample Matrix: Water

Service Request: R1309135
 Date Collected: 12/ 4/13 1345
 Date Received: 12/ 5/13
 Date Analyzed: 12/10/13 16:24

Sample Name: P-3
 Lab Code: R1309135-005

Units: µg/L
 Basis: NA

Volatile Organic Compounds by GC/MS

Analytical Method: CLP-VOA OLM04.3
 Data File Name: I:\ACQU\DATA\MSVOA6\DATA\121013\12141.D\

Analysis Lot: 372055
 Instrument Name: R-MS-06
 Dilution Factor: 1

CAS No.	Analyte Name	Result Q	MRL	MDL	Note
95-47-6	o-Xylene	5.0 U	5.0	0.20	
179601-23-1	m,p-Xylenes	5.0 U	5.0	0.22	
75-45-6	Chlorodifluoromethane (CFC 22)	5.0 U	5.0	0.20	
76-13-1	1,1,2-Trichlorotrifluoroethane (CFC 113)	5.0 U	5.0	0.29	
108-10-1	4-Methyl-2-pentanone (MIBK)	50 U	50	0.78	

Surrogate Name	%Rec	Control Limits	Date Analyzed	Q
1,2-Dichloroethane-d4	100	76-114	12/10/13 16:24	
4-Bromofluorobenzene	97	86-115	12/10/13 16:24	
Toluene-d8	97	88-110	12/10/13 16:24	

ALS Group USA, Corp. dba ALS Environmental

Analytical Report

Client: ARCADIS of New York, Inc.
Project: NGC - OU2 Quarterly System/NY001496.0612.WSFJ3
Sample Matrix: Water

Service Request: R1309135
Date Collected: 12/4/13
Date Received: 12/5/13
Date Analyzed: 12/10/13 1624

**Tentatively Identified Compounds (TIC)
Volatile Organic Compounds by GC/MS**

Sample Name: P-3
Lab Code: R1309135-005

Units: µg/L
Basis: NA

Analytical Method: CLP-VOA OLM04.3

CAS #	Analyte Name	RT	Result	Q
-------	--------------	----	--------	---

No Tentatively Identified Compounds Detected.

Comments: _____

Analytical Report

Client: ARCADIS of New York, Inc.
 Project: NGC - OU2 Quarterly System/NY001496.0612.WSFJ3
 Sample Matrix: Water

Service Request: R1309135
 Date Collected: 12/ 4/13 1530
 Date Received: 12/ 5/13
 Date Analyzed: 12/10/13 16:51

Sample Name: P-4
 Lab Code: R1309135-006

Units: µg/L
 Basis: NA

Volatile Organic Compounds by GC/MS

Analytical Method: CLP-VOA OLM04.3
 Data File Name: I:\ACQUDATA\MSVOA6\DATA\121013\L2142.D\

Analysis Lot: 372055
 Instrument Name: R-MS-06
 Dilution Factor: 1

CAS No.	Analyte Name	Result	Q	MRL	MDL	Note
71-55-6	1,1,1-Trichloroethane (TCA)	5.0	U	5.0	0.20	
79-34-5	1,1,2,2-Tetrachloroethane	5.0	U	5.0	0.20	
79-00-5	1,1,2-Trichloroethane	5.0	U	5.0	0.20	
75-34-3	1,1-Dichloroethane (1,1-DCA)	5.0	U	5.0	0.20	
75-35-4	1,1-Dichloroethene (1,1-DCE)	5.0	U	5.0	0.20	
107-06-2	1,2-Dichloroethane	5.0	U	5.0	0.21	
78-87-5	1,2-Dichloropropane	5.0	U	5.0	0.20	
78-93-3	2-Butanone (MEK)	50	U	50	1.3	
591-78-6	2-Hexanone	50	U	50	1.2	
67-64-1	Acetone	50	U	50	1.4	
71-43-2	Benzene	0.70	U	0.70	0.20	
75-27-4	Bromodichloromethane	5.0	U	5.0	0.20	
75-25-2	Bromoform	5.0	U	5.0	0.20	
74-83-9	Bromomethane	5.0	U	5.0	0.49	
75-15-0	Carbon Disulfide	5.0	U	5.0	0.20	
56-23-5	Carbon Tetrachloride	5.0	U	5.0	0.20	
108-90-7	Chlorobenzene	5.0	U	5.0	0.23	
75-00-3	Chloroethane	5.0	U	5.0	0.22	
67-66-3	Chloroform	5.0	U	5.0	0.20	
74-87-3	Chloromethane	5.0	U	5.0	0.20	
124-48-1	Dibromochloromethane	5.0	U	5.0	0.20	
75-71-8	Dichlorodifluoromethane (CFC 12)	5.0	U	5.0	0.20	
75-09-2	Dichloromethane	5.0	U	5.0	0.26	
100-41-4	Ethylbenzene	5.0	U	5.0	0.20	
1634-04-4	Methyl tert-Butyl Ether	5.0	U	5.0	0.20	
100-42-5	Styrene	5.0	U	5.0	0.20	
127-18-4	Tetrachloroethene (PCE)	5.0	U	5.0	0.20	
108-88-3	Toluene	5.0	U	5.0	0.20	
79-01-6	Trichloroethene (TCE)	5.0	U	5.0	0.27	
75-69-4	Trichlorofluoromethane (CFC 11)	5.0	U	5.0	0.20	
75-01-4	Vinyl Chloride	2.0	U	2.0	0.20	
156-59-2	cis-1,2-Dichloroethene	5.0	U	5.0	0.20	
10061-01-5	cis-1,3-Dichloropropene	5.0	U	5.0	0.20	
156-60-5	trans-1,2-Dichloroethene	5.0	U	5.0	0.22	
10061-02-6	trans-1,3-Dichloropropene	5.0	U	5.0	0.20	

ALS Group USA, Corp. dba ALS Environmental

Analytical Report

Client: ARCADIS of New York, Inc.
 Project: NGC - OU2 Quarterly System/NY001496.0612.WSFJ3
 Sample Matrix: Water

Service Request: R1309135
 Date Collected: 12/ 4/13 1530
 Date Received: 12/ 5/13
 Date Analyzed: 12/10/13 16:51

Sample Name: P-4
 Lab Code: R1309135-006

Units: µg/L
 Basis: NA

Volatile Organic Compounds by GC/MS

Analytical Method: CLP-VOA OLM04.3
 Data File Name: I:\ACQUADATA\MSVOA6\DATA\121013\L2142.D\

Analysis Lot: 372055
 Instrument Name: R-MS-06
 Dilution Factor: 1

CAS No.	Analyte Name	Result Q	MRL	MDL	Note
95-47-6	o-Xylene	5.0 U	5.0	0.20	
179601-23-1	m,p-Xylenes	5.0 U	5.0	0.22	
75-45-6	Chlorodifluoromethane (CFC 22)	5.0 U	5.0	0.20	
76-13-1	1,1,2-Trichlorotrifluoroethane (CFC 113)	5.0 U	5.0	0.29	
108-10-1	4-Methyl-2-pentanone (MIBK)	50 U	50	0.78	

Surrogate Name	%Rec	Control Limits	Date Analyzed	Q
1,2-Dichloroethane-d4	100	76-114	12/10/13 16:51	
4-Bromofluorobenzene	97	86-115	12/10/13 16:51	
Toluene-d8	100	88-110	12/10/13 16:51	

ALS Group USA, Corp. dba ALS Environmental

Analytical Report

Client: ARCADIS of New York, Inc.
Project: NGC - OU2 Quarterly System/NY001496.0612.WSFJ3
Sample Matrix: Water

Service Request: R1309135
Date Collected: 12/4/13
Date Received: 12/5/13
Date Analyzed: 12/10/13 1651

**Tentatively Identified Compounds (TIC)
Volatile Organic Compounds by GC/MS**

Sample Name: P-4
Lab Code: R1309135-006

Units: µg/L
Basis: NA

Analytical Method: CLP-VOA OLM04.3

CAS #	Analyte Name	RT	Result	Q
-------	--------------	----	--------	---

No Tentatively Identified Compounds Detected.

Comments: _____