

**Quarterly Operation, Maintenance,
and Monitoring Report for the
Bethpage Park Groundwater
Containment System**

Second Quarter 2015

Operable Unit 3 (Former Grumman Settling Ponds)
Bethpage, New York

NYSDEC ID #1-30-003A

August 27, 2015



Ahren Tatro, PE 095069
Staff Engineer

Paul Martorano, PE 088403
Project Engineer

Christopher Engler, PE 069748
Principal Engineer

Carlo San Giovanni
Project Manager

**Maintenance, and Monitoring
Report for the Bethpage Park
Groundwater Containment
System**

Second Quarter 2015

Operable Unit 3 (Former
Grumman Settling Ponds)
Bethpage, New York

NYSDEC ID #1-30-003A

Prepared for:
Northrop Grumman Systems Corporation

Prepared by:
ARCADIS of New York, Inc.
Two Huntington Quadrangle
Suite 1S10
Melville
New York 11747
Tel 631 249 7600
Fax 631 249 7610

Our Ref.:
NY001496.114I.OMMI4

Date:
August 27, 2015

*This document is intended only for the use
of the individual or entity for which it was
prepared and may contain information that
is privileged, confidential and exempt from
disclosure under applicable law. Any
dissemination, distribution or copying of
this document is strictly prohibited.*

1. Introduction	1
2. Bethpage Park Groundwater Containment System Objectives	2
3. Bethpage Park Groundwater Containment System Description	2
4. Operation and Maintenance Activities	4
4.1 Summary of Operation and Maintenance Conclusions	4
5. System Monitoring Activities	5
5.1 Summary of Operation, Maintenance, and Monitoring Results and Conclusions	6
5.1.1 System Operation and Effectiveness	6
5.1.2 Regulatory Status of Discharges	8
5.1.2.1 Air Discharge	8
5.1.2.2 Water Discharge	9
6. Environmental Effectiveness Monitoring	9
6.1 Hydraulic Monitoring	10
6.2 Groundwater Quality Monitoring	10
6.3 Environmental Effectiveness Monitoring Conclusions	10
7. Recommendations	10
8. References	12

Tables

Table 1	Operational Summary, Bethpage Park Groundwater Containment System, Operable Unit 3 (Former Grumman Settling Ponds), Bethpage, New York.
Table 2	Summary of Influent Water Sample Analytical Results, Bethpage Park Groundwater Containment System, Operable Unit 3 (Former Grumman Settling Ponds), Bethpage, New York.
Table 3	Summary of Effluent Water Sample Analytical Results, Bethpage Park Groundwater Containment System, Operable Unit 3 (Former Grumman Settling Ponds), Bethpage, New York.
Table 4	Summary of Influent Vapor Sample Analytical Results, Bethpage Park Groundwater Containment System, Operable Unit 3 (Former Grumman Settling Ponds), Bethpage, New York.
Table 5	Summary of Effluent Vapor Sample Analytical Results, Bethpage Park Groundwater Containment System, Operable Unit 3 (Former Grumman Settling Ponds), Bethpage, New York.
Table 6	Summary of System Parameters, Bethpage Park Groundwater Containment System, Operable Unit 3 (Former Grumman Settling Ponds), Bethpage, New York.
Table 7	Summary of Groundwater Recovered, VOC Mass Recovered, and VOC Mass Recovery Rates, Bethpage Park Groundwater Containment System, Operable Unit 3 (Former Grumman Settling Ponds), Bethpage, New York.
Table 8	Summary of Air Emissions Model Output, Bethpage Park Groundwater Containment System, Operable Unit 3 (Former Grumman Settling Ponds), Bethpage, New York.
Table 9	Concentrations of Volatile Organic Compounds in Groundwater Samples Collected from Remedial Wells, Bethpage Park Groundwater Containment System, Operable Unit 3 (Former Grumman Settling Ponds), Bethpage, New York.
Table 10	Concentrations of Metals in Groundwater Samples Collected from Remedial Wells, Bethpage Park Groundwater Containment System, Operable Unit 3 (Former Grumman Settling Ponds), Bethpage, New York.
Table 11	Summary of Water-Level Elevations, Bethpage Park Groundwater Containment System, Operable Unit 3 (Former Grumman Settling Ponds), Bethpage, New York.

Table 12 Concentrations of Volatile Organic Compounds in Groundwater Samples Collected from Monitoring Wells, Bethpage Park Groundwater Containment System, Operable Unit 3 (Former Grumman Settling Ponds), Bethpage, New York.

Table 13 Concentrations of Metals in Groundwater Samples Collected from Monitoring Wells, Bethpage Park Groundwater Containment System, Operable Unit 3 (Former Grumman Settling Ponds), Bethpage, New York.

Figures

Figure 1 Site Location, Bethpage Park Groundwater Containment System, Operable Unit 3 (Former Grumman Settling Ponds), Bethpage, New York.

Figure 2 Site and Groundwater Containment System, Bethpage Park Groundwater Containment System, Operable Unit 3 (Former Grumman Settling Ponds), Bethpage, New York.

Figure 3 Groundwater Treatment System Process Schematic, Process Flow Diagram, and Monitoring Locations, Bethpage Park Groundwater Containment System, Operable Unit 3 (Former Grumman Settling Ponds), Bethpage, New York.

Figure 4 Groundwater Monitoring Network Site Plan, Bethpage Park Groundwater Containment System, Operable Unit 3 (Former Grumman Settling Ponds), Bethpage, New York.

Figure 5 Cumulative Total, Project, and Non-Project VOC Mass Removed Through June 2015, Bethpage Park Groundwater Containment System, Operable Unit 3 (Former Grumman Settling Ponds), Bethpage, New York.

Figure 6A Remedial Well Total VOC Concentrations Through June 2015, Bethpage Park Groundwater Containment System, Operable Unit 3 (Former Grumman Settling Ponds), Bethpage, New York.

Figure 6B Remedial Well Project VOC Concentrations Through June 2015, Bethpage Park Groundwater Containment System, Operable Unit 3 (Former Grumman Settling Ponds), Bethpage, New York.

Figure 6C Remedial Well Non-Project VOC Concentrations Through June 2015, Bethpage Park Groundwater Containment System, Operable Unit 3 (Former Grumman Settling Ponds), Bethpage, New York.

Figure 7 Influent Total, Project, and Non-Project VOC Concentrations Through June 2015, Bethpage Park Groundwater Containment System, Operable Unit 3 (Former Grumman Settling Ponds), Bethpage, New York.

Figure 8A Total VOC Mass Recovery Rates Through June 2015, Bethpage Park Groundwater Containment System, Operable Unit 3 (Former Grumman Settling Ponds), Bethpage, New York.

Figure 8B Project VOC Mass Recovery Rates Through June 2015, Bethpage Park Groundwater Containment System, Operable Unit 3 (Former Grumman Settling Ponds), Bethpage, New York.

Figure 8C Non-Project VOC Mass Recovery Rates Through June 2015, Bethpage Park Groundwater Containment System, Operable Unit 3 (Former Grumman Settling Ponds), Bethpage, New York.

Appendices

- A Well Construction Information and Environmental Effectiveness Monitoring Program
- B Compliance and Performance Program and Water Sample Analytical Results
- C Vapor Sample Analytical Results
- D Air Discharge Quality Evaluation
- E Remedial Well RW-4 Leak Repair Summary Report

1. Introduction

Pursuant to the Administrative Order on Consent (AOC) Index #W1-0018-04-01 (New York State Department of Environmental Conservation [NYSDEC] 2005) and the Operable Unit 3 (OU3) Record of Decision (NYSDEC 2013), ARCADIS of New York, Inc. (ARCADIS), on behalf of Northrop Grumman Systems Corporation (Northrop Grumman), has prepared this OU3 Bethpage Park Groundwater Containment System (BPGWCS) Quarterly Operation, Maintenance, and Monitoring Report (OM&M Report) for submittal to the NYSDEC. The present-day Bethpage Community Park property (Park) and the McKay Field and Former Grumman Plant 24 Access Roads, which the NYSDEC has termed the “Former Grumman Settling Ponds Area” and designated as OU3, are referred to herein as the Site Area. Figure 1 provides a Site Area location map.

The BPGWCS (previously referred to as the Groundwater Interim Remedial Measure) has been operational since July 21, 2009. The operation, maintenance, and monitoring (OM&M) activities performed during the second quarter of 2015 (i.e., April 1 through June 30, 2015 [the “reporting period”]) are summarized in this OM&M Report. During this reporting period, Remedial System and Environmental Effectiveness Monitoring Programs were conducted in accordance with the NYSDEC-approved OU3 Groundwater Interim Operation, Maintenance, and Monitoring Manual (OM&M Manual; ARCADIS 2009).

As discussed in the OU3 Site Area Remedial Investigation Report (Site Area RI) (ARCADIS 2011), Northrop Grumman does not take responsibility for certain compounds (e.g., Freon 12 and Freon 22) present in Site Area groundwater. Throughout this OM&M Report, a distinction is made between “Project” and “Non-Project” volatile organic compounds (VOCs), defined as follows:

- **Project VOCs:** VOCs that may be related to former Northrop Grumman historical activities. For this OM&M Report, Project VOCs include 1,1,1-trichloroethane; 1,1-dichloroethane; 1,2-dichloroethane; 1,1-dichloroethene; tetrachloroethene; trichloroethene (TCE); vinyl chloride (VC); cis-1,2-dichloroethene (cis-1,2-DCE); trans-1,2-dichloroethene; benzene; toluene; and total xylenes.
- **Non-Project VOCs:** VOCs, such as Freon 12 and Freon 22, that are understood to be unrelated to former Northrop Grumman activities but have been detected in Site Area groundwater. As noted in the Site Area RI (ARCADIS 2011), a sub-plume of Freon 22 has been identified originating from the area of the Town of Oyster Bay’s

(Town's) former ice rink (shown on Figure 2). Based on Town information (Zervos 2007), Freon 22 was used by the Town and released to the environment.

2. Bethpage Park Groundwater Containment System Objectives

Remedial action objectives (RAOs) for the BPGWCS are as follows:

- Mitigate the off-site migration of dissolved-phase VOCs. Specifically, the BPGWCS addresses:
 - Groundwater that has total VOC concentrations greater than 5 micrograms per liter ($\mu\text{g/L}$) in the upper 20 feet of the surficial aquifer across the 1,200-foot-wide lateral extent of the Site Area southern boundary.
 - Groundwater below the upper 20 feet of the surficial aquifer that has total VOC concentrations greater than 50 $\mu\text{g/L}$ across the 1,200-foot-wide lateral extent of the Site Area southern boundary.
- Comply with applicable NYSDEC standards, criteria, and guidance values (SCGs) for treated water and air emissions.

A secondary benefit of the BPGWCS is the creation of a clean-water front atop downgradient groundwater, which minimizes the potential for vapor intrusion downgradient of the Site Area.

3. Bethpage Park Groundwater Containment System Description

The BPGWCS consists of:

- A pump-and-treat system where groundwater is:
 - Extracted along the Plant 24 Access Road via four remedial wells
 - Conveyed to a treatment plant at McKay Field via four underground pipelines
 - Treated via air stripping to reduce concentrations of Project and Non-Project VOCs

- Filtered to remove oxidized metals to comply with applicable NYSDEC SCGs for treated water
- Returned to the aquifer via a discharge pipeline routed to a recharge basin located on the adjacent former Bethpage Navy Weapons Industrial Reserve Plant property
- A vapor-phase treatment system that reduces concentrations of Project VOCs in the air stripper off-gas prior to discharge to the atmosphere
- A groundwater monitoring network periodically monitored to assess environmental effectiveness of the BPGWCS

Major components of the BPGWCS are as follows:

- Four remedial wells (RW-1, RW-2, RW-3, and RW-4) with design pumping rates of 30 gallons per minute (gpm), 75 gpm, 75 gpm, and 30 gpm, respectively; for a total design influent flow rate of 210 gpm.
- One low-profile air stripper to remove VOCs from extracted groundwater prior to discharge to the recharge basins.
- Two bag filter units configured so that one is operational and the other is in standby mode. The system control logic automatically switches from the operational filter unit to the standby filter unit when the bag filter is full to prevent a system shutdown and the spent filters are then replaced.
- Four emission control units, two containing vapor-phase granular-activated carbon and two containing potassium permanganate-impregnated zeolite, to treat Project VOCs in the air stripper off-gas.
- The groundwater monitoring network, consisting of 35 monitoring locations, including 17 groundwater monitoring wells, four remedial wells, and 14 piezometers.

The OM&M Manual (ARCADIS 2009) provides additional information on the BPGWCS. Figure 2 shows the layout of the BPGWCS, and Figure 3 provides a schematic drawing. Figure 4 shows groundwater sampling locations that form the groundwater

monitoring network. Appendix A provides construction details for the monitoring wells and piezometers.

4. Operation and Maintenance Activities

The following BPGWCS operation and maintenance (O&M) activities conducted during this reporting period are summarized in Table 1 and described below:

- The system was monitored either through site visits or remotely by wireless computer link-up.
- The Supervisory Control and Data Acquisition System operated as designed, and when conditions warranted (see below), the system shut down automatically and instantaneously, and notified plant operators of system advisories and alarms.
- Intentional system shutdowns were as follows (see Table 1 for more information):
 - Installation of a new pump in RW-2 and pressure testing (May 5, 2015)
 - Repair of motor leads at RW-3 (May 6, 2015)
 - Routine system maintenance (June 17, 2015)
- System shutdowns due to alarm conditions were as follows (see Table 1 for more information):
 - High pressure alarm at Remedial Well RW-2 (June 15, 2015): the problem was caused by an unseated butterfly valve during well redevelopment. The solution was to fully seat the butterfly valve.
- The leak observed at RW-4 during the first quarter reporting period was repaired during this reporting period. Refer to Appendix E for a detailed report of the leak repair activities.

4.1 Summary of Operation and Maintenance Conclusions

The BPGWCS operated continuously, at either full or reduced flow, during this reporting period, with the exception of shutdown periods for routine maintenance and alarm conditions.

- The BPGWCS operated at full or reduced capacity 89 out of 91 days (98 percent uptime).
- Based on groundwater volume recorded at the remedial well flow meters, remedial wells operated at average flow rates of 30 gpm (RW-1), 68 gpm (RW-2), 73 gpm (RW-3), and 21 gpm (RW-4). The observed average flow rates for all remedial wells were lower than their design flow rates due to a number of conditions including; approximately 2 days of downtime attributed to scheduled maintenance; a leak at remedial well RW-4; a pressure test of system piping; a motor overload condition at remedial well RW-3; redevelopment at remedial well RW-2; and alarm-related treatment system downtime. Remedial wells operated at reduced instantaneous flow rates (77 to 97 percent of design) during portions of the reporting period due to iron buildup in the pumps, influent pipelines, and valves. The reduced flow rates were corrected by adjusting the manifold globe valves and performing remedial well maintenance.

5. System Monitoring Activities

The following compliance and performance monitoring activities were conducted during this reporting period (see Appendix B, Table B-1 for a summary of the compliance and performance monitoring program requirements):

- Three sampling events to collect required water samples and air samples
- Thirteen weekly site visits to monitor and record key system operational parameters

System O&M results are summarized in the following tables, graphs, and appendices:

- Operational Summary, including monitoring events, system operational days, and noteworthy site activities (Table 1)
- Summary of Influent and Effluent Water Sample Analytical Results (Tables 2 and 3, respectively) - Table 3 also provides the BPGWCS treatment system removal efficiency. Appendix B includes complete validated water sample analytical results summaries for each sampling event.

- Summary of Influent and Effluent Vapor Sample Analytical Results (Tables 4 and 5, respectively) - Table 5 also provides the BPGWCS treatment system removal efficiency. Appendix C includes complete, validated vapor sample analytical results for each sampling event.
- System Parameters, including flow rates, line pressures, and temperatures (Table 6)
- Summary of Groundwater Recovered, VOC Mass Recovered, and VOC Mass Recovery Rates (Table 7) - Table 7 provides a breakdown of these parameters by Remedial Well and System and breaks down the VOC mass recovered and VOC recovery rates into Project, Non-Project, and total VOCs.
- Air Discharge Quality Evaluation and Summary of Air Emissions Model Output (Appendix D and Table 8, respectively)
- Concentrations of VOCs and Metals in Remedial Well Groundwater Samples (Tables 9 and 10, respectively)
- Cumulative Total, Project, and Non-Project VOC Mass Removed (Figure 5)
- Remedial Well Total, Project, and Non-Project VOC Concentrations (Figures 6A, 6B, and 6C, respectively)
- Influent Total, Project, and Non-Project VOC Concentrations (Figure 7)
- Total, Project, and Non-Project VOC Mass Recovery Rates (Figures 8A, 8B, and 8C, respectively)

5.1 Summary of Operation, Maintenance, and Monitoring Results and Conclusions

5.1.1 System Operation and Effectiveness

BPGWCS OM&M reporting period results and conclusions are summarized below:

- Total volume of groundwater recovered and treated (Table 7):
 - Second quarter 2015: 26.0 million gallons

Second Quarter 2015

- Cumulative total since system startup: 607 million gallons
- Total VOC mass recovered (Table 7 and Figure 5):
 - Second Quarter 2015: 14 pounds (lbs) of VOCs
 - Cumulative total since system startup: 2,086 lbs of VOCs
- Project and Non-Project VOC mass recovered and mass removal rates (Table 7 and Figures 8A, 8B, and 8C):
 - Majority of total VOCs recovered during this reporting period were Project VOCs (80 percent or 11 lbs)
 - Majority of Project VOCs are recovered by RW-2 (95.6 percent), followed by RW-3 (3.7 percent)
 - Majority of Non-Project VOCs are recovered by RW-3 (57 percent), followed by RW-4 (31 percent), and RW-2 (12 percent).
- Treatment system influent concentrations (Table 2 and Figures 6A, 6B, 6C, and 7):
 - Project VOC influent concentration, which was 37 µg/L during the reporting period, is consistent with historical values. This concentration is well below the recent peak influent concentration observed in 2014 (105 µg/L). Project VOC influent concentrations have generally decreased since 2010.
 - Non-Project VOC influent concentration, which was 7.0 µg/L during the reporting period, is consistent with historical values. This concentration is below the recent peak influent concentration observed in 2014 (55 µg/L). Non-Project VOC influent concentrations have generally decreased since 2010.
 - Total iron influent concentration, which was 467 µg/L, is consistent with historical values. Total iron in the effluent samples ranged from 282 to 321 µg/L which is below the total iron discharge limit of 600 µg/L.
 - Mercury was not detected in the effluent sample during this reporting period, nor has it been detected in any influent or effluent sample since system startup in 2009.

Second Quarter 2015

- Project VOCs in samples collected from Remedial Wells RW-1, RW-3, and RW-4 (Table 9) were not detected during this reporting period above applicable SCGs. Several Project VOCs (cis-1,2-DCE, toluene, TCE, and VC) continue to be detected above applicable SCGs in Remedial Well RW-2. Similar to total VOC influent concentrations, Project VOC remedial well concentrations have generally decreased since 2010.
- Non-Project VOCs in samples collected from Remedial Wells RW-1, RW-2, and RW-4 (Table 9) were not detected above applicable SCGs during this reporting period. In Remedial Well RW-3, one Non-Project VOC (chloroform) was detected above the applicable SCG. Similar to total VOC influent concentrations, Non-Project VOC remedial well concentrations have generally decreased since 2010.
- Metals concentrations in samples collected from all four remedial wells during this reporting period (Table 10) are consistent with historical metals concentrations.
- The air stripper, air stripper off-gas treatment system, and bag filter system performed within acceptable operating ranges for this reporting period, as indicated by:
 - The air stripper VOC removal efficiency was greater than 99.9 percent for Project and Non-Project VOCs (Table 3).
 - Both water and air discharges complied with applicable SCGs and discharge limits (Tables 3, 5, and 8).

5.1.2 Regulatory Status of Discharges

5.1.2.1 Air Discharge

To determine the compliance status of air discharge from the BPGWCS treatment system, the system's effluent vapor concentrations were compared to NYSDEC Division of Air Resources Air Guide-1 (DAR-1) Model Short-term Guideline Concentrations (SGCs [NYSDEC 2014]; Table 5) and the effluent vapor laboratory results were compared to a site-specific modeled annual maximum allowable stack concentration (MASC). The annual MASC was calculated during each monitoring event for individual compounds using the output from the United States Environmental Protection Agency (USEPA) SCREEN3 Model in conjunction with the NYSDEC DAR-1 Annual Guideline Concentrations (AGCs). A scaling factor was calculated using the

SCREEN3 model with site-specific physical layout information (e.g., building dimensions, stack height, terrain) and operating data (e.g., air flow rate, temperature) inputs for each monitoring event. The scaling factor was then used to adjust (scale) the NYSDEC DAR-1 AGC to a site-specific MASC. Table 8 provides a summary of the instantaneous percent (i.e., not time-weighted) of the site-specific annual MASC for detected Project and Non-Project VOCs, as well as a summary of the cumulative annual percent (i.e., time-weighted) of the site-specific MASC. Appendix D provides a summary of the model inputs, outputs, and backup calculations.

The BPGWCS air effluent met NYSDEC requirements throughout the reporting period, as indicated by the following:

- The measured concentrations of individual VOCs in the vapor effluent did not exceed applicable SGCs (Table 5).
- The measured concentration of individual VOCs in the vapor effluent did not exceed applicable, instantaneous MASCs, as calculated using the USEPA SCREEN 3 Model (Table 8). Similarly, the time-weighted rolling averages for the individual detected Project and Non-Project VOCs are below their respective MASCs.

5.1.2.2 *Water Discharge*

The BPGWCS-treated water effluent met NYSDEC regulatory requirements during the reporting period (Table 3 and Appendix B), as indicated by the following:

- The measured concentration of individual VOCs in the treated water effluent were below applicable discharge limits, per the interim State Pollutant Discharge Elimination System (SPDES) equivalency permit.
- The measured concentration of total iron and total mercury in the treated water effluent were below applicable discharge limits. In addition, total mercury continues to be non-detect and has not been detected in any treated water effluent sample since system startup.

6. Environmental Effectiveness Monitoring

BPGWCS environmental effectiveness activities and results (i.e., hydraulic monitoring and groundwater quality monitoring) for this reporting period are discussed below.

6.1 Hydraulic Monitoring

In accordance with OM&M Manual requirements and methodologies (ARCADIS 2009), a quarterly round of groundwater hydraulic monitoring was performed during the reporting period. Specifically, depth-to-water measurements were completed on August 15, 2014 at the 33 locations forming the approved monitoring well network (Table 11). The groundwater monitoring network site plan is provided on Figure 4.

6.2 Groundwater Quality Monitoring

Consistent with the OM&M Manual (ARCADIS 2009), groundwater quality monitoring was not required during this reporting period. Historical groundwater quality data are summarized in the following tables:

- Table 12 summarizes the results of laboratory analysis of VOCs in groundwater samples collected from the groundwater network wells to date.
- Table 13 summarizes the results of laboratory analysis of metals in groundwater samples collected from the groundwater network wells to date.

6.3 Environmental Effectiveness Monitoring Conclusions

The findings and conclusions of the on-going BPGWCS Hydraulic Effectiveness Study are forthcoming and will be used to update and/or modify future quarterly report environmental effectiveness conclusions, as necessary.

7. Recommendations

- Remove mercury from the SPDES equivalency monitoring program because mercury has not been detected in any system effluent water sample analyzed for mercury since beginning operation of the BPGWCS in July 2009.
- Continue operating, maintaining, and monitoring the system in accordance with the OM&M Manual (ARCADIS 2009), including performing the current quarterly preventive maintenance program at Remedial Wells RW-2 and RW-3 to remove iron buildup in the wells and pipelines.
- Based on the consistent operation of the BPGWCS since July 2009, the current quarterly reporting frequency should be reduced to annual. When this change is



**Quarterly Operation,
Maintenance, and
Monitoring Report
Bethpage Park
Groundwater Containment
System**

Second Quarter 2015

approved by NYSDEC, an annual report will be prepared each year to summarize system operation, performance, and monitoring data; this annual report will be consistent with the NYSDEC-approved OM&M Manual (ARCADIS 2009) and prepared under the supervision of a licensed, professional engineer. Additionally, pertinent data collected for the BPGWCS during the year will be submitted to the NYSDEC as part of the quarterly progress reports currently completed in accordance with Section III of AOC Index #W1-0018-04-01. Upon receipt of NYSDEC approval of this recommendation, the OM&M Manual (ARCADIS 2009) will be updated to reflect this change.

8. References

- ARCADIS of New York, Inc. (ARCADIS). 2009. Interim Operation, Maintenance, and Monitoring Manual, Northrop Grumman Groundwater Interim Remedial Measure, Operable Unit 3 (Former Grumman Settling Ponds), Bethpage, New York. December 2009.
- ARCADIS. 2011. Remedial Investigation Report (Site Area). Operable Unit 3 – Former Grumman Settling Ponds, Bethpage, New York. NYSDEC Site #1-30-003A. February 8, 2011.
- ARCADIS. 2012. Operation, Maintenance, and Monitoring Report for the Groundwater Interim Remedial Measure, 2011 Annual Summary Report. Operable Unit 3 – Former Grumman Settling Ponds, Bethpage, New York. NYSDEC Site #1-30-003A. March 23, 2012.
- New York State Department of Environmental Conservation (NYSDEC). 2005. Order on Consent, Index #W1-0018-04-01, Site #1-30-003A, July 4, 2005.
- NYSDEC. 2009. Interim State Pollution Discharge Elimination System (SPDES) Letter, March 19, 2009.
- NYSDEC. 2013. Record of Decision, Northrop Grumman – Bethpage Facility, Operable Unit Number: 03, State Superfund Project, Bethpage, Nassau County, Site No. 130003A, March 29, 2013.
- NYSDEC. 2014. DAR-1 AGC/SGC Tables, Revised February 28, 2014.
- Zervos, Theodore. 2007. Deposition of Theodore Zervos in the matter Town of Oyster Bay v. Northrop Grumman Systems Corporation et al. Case No. 05-CV-1945 (TCP)(AKT). January 22, 2007.



Tables

Table 1. Operational Summary, Bethpage Park Groundwater Containment System, Operable Unit 3 (Former Grumman Settling Ponds), Bethpage, New York.

MONTH	DAY																															Days Operational (1)
	1	2	3	4	5	6	7	8	9	10	11	12	13	14	15	16	17	18	19	20	21	22	23	24	25	26	27	28	29	30	31	
2009 Total																																160
2010 Total																																352
2011 Total																																351
2012 Total																																353
2013 Total																																354
2014 Total																																349
Jan-15	b				(3)		b			#				b					(4)b	(5)					b				(6)	b	24	
Feb-15						(7)b					###	b	(8)							b		(9)				b					27	
Mar-15				(10) K	C	b					b								b				#			b				(11)	29	
1Q 2015																																80
Apr-15	(12)	b						b						b						b				b			b		##	30		
May-15			b	(13)	(14)b	b				b										b						##/**		b			31	
Jun-15		b					##	b						(15)(16)b	(17)						b										28	
2Q 2015																																89
2015 Total																																169
TOTAL																																2,088

Legend:

- Indicates system online for at least the majority of the day.
- Indicates system operated with reduced flow rates.
- Indicates system off-line for at least the majority of the day.
- # Indicates water compliance samples were collected.
- ## Indicates water performance samples were collected.
- ** Indicates vapor compliance samples were collected.
- * Indicates vapor performance samples were collected.
- b Indicates filter bag unit changed over.
- K Indicates PPZ change-out.
- C Indicates carbon change-out.

Acronyms\Key:

- 1Q first quarter
- ECU emission control unit
- VPGAC vapor phase granular activated carbon
- PPZ potassium permanganate-impregnated zeolite
- RW recovery well

Table 1. Operational Summary, Bethpage Park Groundwater Containment System, Operable Unit 3
(Former Grumman Settling Ponds), Bethpage, New York.

Notes:

- (1) Days in which the system was operational for the majority of the day are counted as one day.
- (2) Spent bag filters are stored in DOT certified 55-gallon drums and disposed of by a subcontractor as non-hazardous waste.

First Quarter 2015

- (3) The system was shut down at 10:00 am on January 5, 2015 to install Franklin Electric Submonitors for RW-2 and RW-3. The system was restarted at 3:45 pm on the same day and was offline for approximately 5.8 hours.
- (4) The system was shut down at 8:45 am on January 20, 2015 to clean the bag filter effluent piping and sample tap WSP-7 of iron build-up. The system was restarted at 3:50 pm on the same day and was offline for approximately 6 hours.
- (5) The system was shut down at 9:10 am on January 21, 2015 to clean iron debris from the air stripper sump. The system shut down multiple time while attempting to restart later in the day, due to an air stripper sump high level. It was determined that the alarm was caused by a high amount of iron sludge remaining in the air stripper sump. A subcontractor with a vacuum truck was used to fully evacuate the sump of any sludge and debris. The sludge and debris was disposed of by the subcontractor as non-hazardous waste. Upon completion, the system was restarted at 8:37 am on January 28, 2015 and was offline for approximately 7 days.
- (6) The system was shut down at approximately 12:40 pm on January 30, 2015 to install a new check valve in the effluent piping. The system was restarted at approximately 7:00 pm on the same day. The system was offline for approximately 6.3 hours.
- (7) The system shut down at 2:43 am on February 6, 2015 due to a low pressure alarm at RW-2. The system was restarted at 9:09 am on the same day and was offline for approximately 6.5 hours.
- (8) The system shut down at 10:21 pm on February 14, 2015 due to a motor overload condition at RW-2. The system was restarted without RW-2 at 12:15 pm on February 15, 2015; the system was offline for approximately 14 hours. A new recovery well pump and motor was installed in RW-2 on February 19, 2015 and it was brought back online at approximately 3:17 pm the same day. RW-2 was offline for approximately 5 days.
- (9) The system shut down at 12:52 pm on February 22, 2015 due to a low pressure alarm at RW-2. The system was restarted at 1:45 pm on the same day and was offline for approximately 1 hour.
- (10) The system was shut down at 2:13 pm on March 4, 2015 to change-out VPGAC and PPZ in ECUs 502 and 601, respectively. The VPGAC was transported by the subcontractor to an approved regeneration facility and the PPZ was transported to an approved receiving facility for disposal as non-hazardous waste. The system was restarted at 12:05 pm on March 6, 2015 and was offline for approximately 2 days.
- (11) A leak was observed in the well vault for RW-4 at 6:56 pm on March 30, 2015. RW-4 was left offline for the remainder of the reporting period.

Table 1. Operational Summary, Bethpage Park Groundwater Containment System, Operable Unit 3
(Former Grumman Settling Ponds), Bethpage, New York.

Second Quarter 2015

- (12) A leak was observed in the RW-4 well vault at 6:56 pm on March 30, 2015 and RW-4 was left offline until the leak was repaired. RW-4 was restarted at 5:50pm on April 23, 2015 and was offline for approximately 24 days.
- (13) The system was shut down at 8:15 am on May 5, 2015 to install a new pump in RW-2 and pressure test RW-1, 2, and 3. The system was restarted at 5:45 pm the same day; however, due to a motor overload condition, RW-3 was left offline.
- (14) On May 6, 2015, the motor leads at RW-3 were repaired. The well was restarted at 5:30 pm on the same day and was offline for approximately 1.5 days.
- (15) Recovery well RW-2 was shutdown at 8:30 am on June 15, 2015 for scheduled redevelopment. RW-2 was restarted at 6:15 pm on June 22, 2015, and was offline for approximately 7.5 days.
- (16) The system shut down at 2:45 pm on June 15, 2015 due to a high pressure alarm at the RW-2 influent manifold. The alarm was caused by an unseated butterfly valve during well redevelopment. The valve was seated fully and the system was restarted on at 4:45 pm on the same day. RW-2 was left offline for scheduled redevelopment. The system was offline for approximately 2 hours.
- (17) The system was shut down at 10:30 am on June 17th, 2015 for routine maintenance. The system was restarted at 6:30 pm the following day and was offline for approximately 1.5 days.

Table 2. Summary of Influent Water Sample Analytical Results, Bethpage Park Groundwater Containment System, Operable Unit 3 (Former Grumman Settling Ponds), Bethpage, New York. ⁽¹⁾

Compound ⁽²⁾	06/19/14 (µg/L)	07/08/14 (µg/L)	09/04/14 (µg/L)	10/01/14 (µg/L)	10/20/14 (µg/L)	11/17/14 (µg/L)	12/15/14 (µg/L)	02/12/15 (µg/L)	05/26/15 (µg/L)
Project VOCs									
1,1,1 - Trichloroethane	ND	ND	ND	ND	ND	ND	ND	ND	ND
1,1 - Dichloroethane	0.57	0.42	0.59	0.27	ND	ND	ND	0.41	0.33
1,2 - Dichloroethane	ND	ND	ND	ND	ND	ND	ND	ND	ND
1,1 - Dichloroethene	0.30	ND	ND	ND	ND	ND	ND	ND	ND
Tetrachloroethene	0.28	0.30	0.31	ND	ND	ND	ND	ND	ND
Trichloroethene	4.6	5.1	7.1	4.0	3.7	3.4	3.5	4.7	4.4
Vinyl Chloride	32	24	30	13	17	15	16	25	16
cis 1,2-Dichloroethene	32	25	28	13	11	9.9	9.0	14	11
trans 1,2-Dichloroethene	ND	ND	ND	ND	ND	ND	ND	ND	ND
Benzene	ND	ND	ND	ND	ND	ND	ND	ND	ND
Toluene	31	22	29	13	12	11	7.1	9.3	4.5
Xylenes	4.1	2.6	3.2	1.5	1.2	1.1	0.67	1.4	0.84
Subtotal Project VOCs	105	79	98	45	45	40	36	55	37
Non-Project VOCs									
Dichlorodifluoromethane (Freon 12)	ND	ND	ND	ND	ND	ND	ND	ND	ND
Chlorodifluoromethane (Freon 22)	18	18	9.7	7.5	12	11	11	12	7.0
Subtotal Non-Project VOCs	18	18	9.7	7.5	12	11	11	12	7.0
Total VOCs ⁽³⁾	123	97	108	52	57	51	47	67	44
Inorganics									
Total Iron	380	19,500	1,820	1,040	330	359	292	1,810	467
Total Mercury	NA	NA	NA	NA	NA	NA	NA	NA	NA
pH ⁽⁴⁾	5.4	5.9	5.4	5.6	5.6	5.7	5.8	5.3	5.7

See notes on last page.

Table 2. Summary of Influent Water Sample Analytical Results, Bethpage Park Groundwater Containment System, Operable Unit 3 (Former Grumman Settling Ponds), Bethpage, New York. ⁽¹⁾

Notes:

- (1) Water samples collected by ARCADIS on the dates shown and submitted to a NYSDOH ELAP certified laboratory for VOC analyses per NYSDEC ASP 2005, Method OLM 4.3 (prior to September 1, 2014) and per USEPA Method 8260C (after September 1, 2014), for iron analyses per USEPA Method 6010C and for mercury analyses per USEPA Method 7470A. The VOC analyte list is provided in the DRAFT Groundwater IRM OM&M Manual (ARCADIS 2009). Influent water samples were collected from Water Sampling Port-5 (WSP-5); refer to Figure 3 of this OM&M Report for the schematic location of WSP-5.
- (2) Only VOCs associated with the interim SPDES equivalency program, plus Toluene, Benzene, Xylenes, non-project related Freon 12 and Freon 22, Mercury and Iron are included in this table. Complete VOC and inorganic data summary tables, including VOC TICs, are provided in Appendix B. Laboratory data qualifiers are included in the Appendix B tables.
- (3) "Total VOCs" represents the sum of individual concentrations of the compounds detected. The values used in calculations referenced in this report have been rounded to the nearest whole number.
- (4) Influent pH samples collected and measured in the field by ARCADIS personnel on the dates listed using an Oakton Model 300 pH/conductivity meter. pH units are standard units.

Acronyms\Key:

700	Bold data indicates that the analyte was detected at or above its reporting limit.
16	Data that is not bold indicates analyte detected but below its reporting limit; the value is estimated.
ASP	Analytical Services Protocol
ELAP	Environmental Laboratory Approval Program
IRM	Interim remedial measure.
NA	Not analyzed.
ND	Analyte not detected at, or above its laboratory quantification limit.
NYSDEC	New York State Department of Environmental Conservation.
NYSDOH	New York State Department of Health
OM&M	Operation, maintenance and monitoring.
SPDES	State Pollutant Discharge Elimination System
TICs	Tentatively identified compounds.
USEPA	United States Environmental Protection Agency.
VOC	Volatile organic compound.
µg/L	Micrograms per liter.

Table 3. Summary of Effluent Water Sample Analytical Results, Bethpage Park Groundwater Containment System, Operable Unit 3 (Former Grumman Settling Ponds), Bethpage, New York. ⁽¹⁾

Compound ⁽²⁾	Discharge	07/08/14	09/04/14	10/01/14	10/20/14	11/17/14	12/15/14	01/12/15	02/12/15	03/23/15	04/29/15	05/26/15	06/08/15
	Limit ⁽³⁾ (µg/L)	(µg/L)	(µg/L)	(µg/L)	(µg/L)	(µg/L)	(µg/L)	(µg/L)	(µg/L)	(µg/L)	(µg/L)	(µg/L)	(µg/L)
Project VOCs													
1,1,1 - Trichloroethane	5	ND	ND	ND	ND	ND	ND	ND	ND	ND	ND	ND	ND
1,1 - Dichloroethane	5	ND	ND	ND	ND	ND	ND	ND	ND	ND	ND	ND	ND
1,2 - Dichloroethane	5	ND	ND	ND	ND	ND	ND	ND	ND	ND	ND	ND	ND
1,1 - Dichloroethene	5	ND	ND	ND	ND	ND	ND	ND	ND	ND	ND	ND	ND
Tetrachloroethene	5	ND	ND	ND	ND	ND	ND	ND	ND	ND	ND	ND	ND
Trichloroethene	5	ND	ND	ND	ND	ND	ND	ND	ND	ND	ND	ND	ND
Vinyl Chloride	5	ND	ND	ND	ND	ND	ND	ND	ND	ND	ND	ND	ND
cis 1,2-Dichloroethene	5	ND	ND	ND	ND	ND	ND	ND	ND	ND	ND	ND	ND
trans 1,2-Dichloroethene	5	ND	ND	ND	ND	ND	ND	ND	ND	ND	ND	ND	ND
Benzene	5	ND	ND	ND	ND	ND	ND	ND	ND	ND	ND	ND	ND
Toluene	5	ND	ND	ND	ND	ND	ND	ND	ND	ND	ND	ND	ND
Xylenes	5	ND	ND	ND	ND	ND	ND	ND	ND	ND	ND	ND	ND
Subtotal Project VOCs	--	0.0	0.0	0.0	0.0	0.0	0.0	0.0	0.0	0.0	0.0	0.0	0.0
Non-Project VOCs													
Dichlorodifluoromethane (Freon 12)	5	ND	ND	ND	ND	ND	ND	ND	ND	ND	ND	ND	ND
Chlorodifluoromethane (Freon 22)	5	ND	ND	ND	ND	ND	ND	ND	ND	ND	ND	ND	ND
Subtotal Non-Project VOCs	--	0.0	0.0	0.0	0.0	0.0	0.0	0.0	0.0	0.0	0.0	0.0	0.0
Total VOCs ⁽⁴⁾	--	0.0	0.0	0.0	0.0	0.0	0.0	0.0	0.0	0.0	0.0	0.0	0.0
Treatment Efficiency ⁽⁵⁾	--	> 99.9%	> 99.9%	> 99.9%	> 99.9%	> 99.9%	> 99.9%	> 99.9%	> 99.9%	> 99.9%	> 99.9%	> 99.9%	> 99.9%
Inorganics													
Total Iron	600	580	1,000 ⁽⁷⁾	470	265	276	220	300	320	310	293	321	282
Total Mercury	250	ND	ND	ND	ND	ND	ND	ND	ND	ND	ND	ND	ND
pH ⁽⁶⁾	5.5 - 8.5	6.3	6.5	6.8	6.3	6.5	6.2	6.2	6.2	7.1	6.8	7.1	6.3

See notes on last page.

Table 3. Summary of Effluent Water Sample Analytical Results, Bethpage Park Groundwater Containment System, Operable Unit 3 (Former Grumman Settling Ponds), Bethpage, New York. ⁽¹⁾

Notes:

- (1) Water samples collected by ARCADIS on the dates shown and submitted to a NYSDOH ELAP certified laboratory for VOC analyses per NYSDEC ASP 2005, Method OLM 4.3 (prior to September 1, 2014) and per USEPA Method 8260C (after September 1, 2014), for iron analyses per USEPA Method 6010C and for mercury analyses per USEPA Method 7470A. The VOC analyte list is provided in the DRAFT Groundwater IRM OM&M Manual (ARCADIS 2009). Effluent water samples were collected from Water Sampling Port-7 (WSP-7); refer to Figure 3 of this OM&M Report for the location of WSP-7.
- (2) Only VOCs associated with the interim SPDES equivalency program, including Toluene, Benzene, Xylenes, non-project related Freon 12 and Freon 22, Mercury and Iron are included in this table. Complete VOC and inorganic data summary tables, including VOC TICs, are provided in Appendix B. Laboratory data qualifiers are included in the Appendix B tables.
- (3) Discharge limits per the interim SPDES equivalency program or Division of Water Technical and Operational Guidance Series (TOGS 1.1.1) Quality Standards and Guidance Values and Groundwater Effluent Limitations, if the compound is not part of the interim SPDES equivalency program.
- (4) "Total VOCs" represents the sum of individual concentrations of compounds detected. The values used in calculations referenced in this report have been rounded to the nearest whole number.
- (5) Treatment efficiency was calculated by dividing the difference between the influent and effluent total VOC concentrations by the influent total VOC concentration.
- (6) Effluent pH samples collected and measured in the field by ARCADIS personnel on the dates listed using an Oakton Model 300 pH/conductivity meter. pH units are standard units.
- (7) The September 4, 2014 iron concentration exceeded its discharge limit of 600 µg/l. The exceedance is believed to be the result of iron precipitates in the sample tap. The follow-up sample collected on October 1, 2014 was analyzed with an expedited turnaround and total iron was below the discharge limit of 600 µg/l.

Acronyms\Key:

- Bold box indicates value is greater than discharge criterion.
- 700** Bold data indicates that the analyte was detected at or above its reporting limit.
- 16 Data that is not bold indicates analyte detected but below its reporting limit; the value is estimated.
- ASP Analytical Services Protocol.
- ELAP Environmental Laboratory Approval Program
- IRM Interim remedial measure.
- ND Analyte not detected at, or above its laboratory quantification limit.
- NYSDEC New York State Department of Environmental Conservation.
- NYSDOH New York State Department of Health
- OM&M Operation, maintenance, and monitoring.
- SPDES State Pollutant Discharge Elimination System
- TICs Tentatively identified compounds.
- USEPA United States Environmental Protection Agency.
- VOC Volatile organic compound.
- µg/L Micrograms per liter.
- Not applicable.

Table 4. Summary of Influent Vapor Sample Analytical Results, Bethpage Park Groundwater Containment System, Operable Unit 3 (Former Grumman Settling Ponds), Bethpage, New York. ⁽¹⁾

Compound ⁽²⁾	10/1/2014 (µg/m ³)	11/17/2014 (µg/m ³)	2/12/2015 (µg/m ³)	5/26/2015 (µg/m ³)
Project VOCs				
1,1,1 - Trichloroethane	0.83	0.82	0.87	ND
1,1 - Dichloroethane	4.9	4.9	5.3	5.7
1,2 - Dichloroethane	ND	ND	0.40	ND
1,1 - Dichloroethene	1.6	1.6	3.4	2.3
Tetrachloroethene	2.9	3.6	5.4	4.2
Trichloroethene	59	47	63	72
Vinyl Chloride	250	187	250	204
cis 1,2-Dichloroethene	240	150	220	199
trans 1,2-Dichloroethene	ND	ND	0.48	ND
Benzene	ND	1.1	1.6	3.0
Toluene	240	180	140	76
Xylenes	25	21	20	15
Subtotal Project VOCs	824	597	710	581
Non-Project VOCs				
Dichlorodifluoromethane (Freon 12)	2.4	3.0	2.8	2.9
Chlorodifluoromethane (Freon 22)	61	120	101	87
Subtotal Non-Project VOCs	63	123	104	90
Total VOCs ⁽³⁾	888	720	814	671

See notes on last page.

Table 4. Summary of Influent Vapor Sample Analytical Results, Bethpage Park Groundwater Containment System, Operable Unit 3 (Former Grumman Settling Ponds), Bethpage, New York. ⁽¹⁾

Notes:

- (1) Vapor samples collected by ARCADIS on the dates shown and submitted to a NYSDOH ELAP certified laboratory for VOC analyses per Modified USEPA Method TO-15. A VOC analyte list is provided in the DRAFT Groundwater IRM OM&M Manual (ARCADIS 2009). Influent samples were collected at Vapor Sampling Port-1 (VSP-1); refer to Figure 3 of this OM&M Report for the location of VSP-1.
- (2) Only VOCs that are associated with the interim SPDES equivalency program, Toluene, Benzene, Xylenes, and non-project related Freon 12 and Freon 22 are included in this table. Complete VOC summary tables, including VOC TICs, are provided in Appendix C. Laboratory data qualifiers are included in the Appendix C tables.
- (3) "Total VOCs" represents the sum of individual concentrations of compounds detected. The values used in calculations referenced in this report have been rounded to the nearest whole number.

Acronyms\Key:

700	Bold data indicates that the analyte was detected at or above its reporting limit.
16	Data that is not bold indicates analyte detected but below its reporting limit; the value is estimated.
ELAP	Environmental Laboratory Approval Program
IRM	Interim remedial measure.
ND	Analyte not detected at or above its laboratory reporting limit.
NYSDOH	New York State Department of Health
OM&M	Operation, maintenance, and monitoring.
SPDES	State Pollutant Discharge Elimination System
TICs	Tentatively identified compounds.
USEPA	United States Environmental Protection Agency.
VOC	Volatile organic compound.
µg/m ³	Micrograms per cubic meter.

Table 5. Summary of Effluent Vapor Sample Analytical Results, Bethpage Park Groundwater Containment System, Operable Unit 3 (Former Grumman Settling Ponds), Bethpage, New York. ⁽¹⁾

Compound ⁽²⁾	Discharge Limit ⁽³⁾ (µg/m ³)	10/1/2014	11/17/2014	2/12/2015	5/26/2015
		(µg/m ³)	(µg/m ³)	(µg/m ³)	(µg/m ³)
Project VOCs					
1,1,1 - Trichloroethane	9,000	ND	ND	ND	ND
1,1 - Dichloroethane	NS	5.7	8.5	5.3	ND
1,2 - Dichloroethane	NS	ND	ND	ND	ND
1,1 - Dichloroethene	380 ⁽⁴⁾	1.6	1.2	1.3	ND
Tetrachloroethene	1,000	ND	10	0.81	3.7
Trichloroethene	14,000	2.3	2.6	4.4	2.7
Vinyl Chloride	180,000	55	42	98	ND
cis 1,2-Dichloroethene	190,000 ⁽⁵⁾	140	144	230	ND
trans 1,2-Dichloroethene	NS	ND	ND	ND	ND
Benzene	1,300	ND	ND	5.1	4.5
Toluene	37,000	20	19	11	20
Xylenes	4,300	ND	1.6	1.5	6.5
Subtotal Project VOCs	NA	225	229	357	37
Non-Project VOCs					
Dichlorodifluoromethane (Freon 12)	NS	2.3	3.0	2.6	2.9
Chlorodifluoromethane (Freon 22)	NS	29	122	103	91
Subtotal Non-Project VOCs	NA	31	125	106	94
Total VOCs ⁽⁶⁾	NA	256	354	463	131
Treatment Efficiency (Total VOCs) ⁽⁷⁾	NA	71.2%	50.9%	43.1%	80.5%
Treatment Efficiency (Project VOCs) ⁽⁸⁾	NA	72.8%	61.7%	49.7%	93.6%

See notes on last page.

Table 5. Summary of Effluent Vapor Sample Analytical Results, Bethpage Park Groundwater Containment System, Operable Unit 3 (Former Grumman Settling Ponds), Bethpage, New York. ⁽¹⁾

Notes:

- (1) Vapor samples collected by ARCADIS on the dates shown and submitted to a NYSDOH ELAP certified laboratory for VOC analyses per Modified USEPA Method TO-15. A VOC analyte list is provided in the DRAFT Groundwater IRM OM&M Manual (ARCADIS 2009). Effluent samples were collected at Vapor Sampling Port-5 (VSP-5); refer to Figure 3 of this OM&M Report for the location of VSP-5.
- (2) Only VOCs that are associated with the interim SPDES equivalency program, Toluene, Benzene, Xylenes, and non-project related Freon 12 and Freon 22 are included in this table. Complete VOC summary tables, including VOC TICs, are provided in Appendix C. Laboratory data qualifiers are included in the Appendix C tables.
- (3) Discharge limit is compound-specific SGC per the NYSDEC DAR-1 AGC/SGC tables revised February 28, 2014.
- (4) An SGC was not provided in the DAR-1 AGC/SGC Tables, dated February 28, 2014. An interim SGC was developed based on guidance of the New York State DAR-1 Guidelines for the Control of Toxic Ambient Air Contaminants, 1991 edition. Specifically for 1,1- dichloroethene, which is not defined as provided in Section IV.A.2.b.1 a high-toxicity compound, the Interim SGC = (smaller of Time Weighted Average [TWA] - Threshold Limit Value or TWA - Recommended Exposure Limit)/4.2. or $1,600 \mu\text{g}/\text{m}^3 / 4.2 = \text{approximately } 380 \mu\text{g}/\text{m}^3$. An interim SGC was developed for this compound because it has a moderate toxicity rating, as specified in the DAR-1 AGC/SGC Tables, dated February 28, 2014.
- (5) An SGC was not provided in the DAR-1 AGC/SGC Tables, dated February 28, 2014. An interim SGC was developed based on guidance provided in Section IV.A.2.b.1 of the New York State DAR-1 Guidelines for the Control of Toxic Ambient Air Contaminants, 1991 edition. Specifically for cis-1,2 dichloroethene, which is not defined as a high-toxicity compound, the interim SGC = (smaller of Time Weighted Average [TWA] - Threshold Limit Value or TWA - Recommended Exposure Limit)/4.2 or $790,000 \mu\text{g}/\text{m}^3 / 4.2 = \text{approximately } 190,000 \mu\text{g}/\text{m}^3$. An interim SGC was developed for this compound because it has a moderate toxicity rating, as specified in the DAR-1 AGC/SGC Tables, dated February 28, 2014.
- (6) "Total VOCs" represents the sum of individual concentrations of all compounds detected. The values used in calculations referenced in this report have been rounded to the nearest whole number.
- (7) Treatment efficiency was calculated by dividing the difference between the influent and effluent Total VOC concentrations by the influent Total VOC concentration. Treatment efficiency is only calculated when there is a corresponding influent sample.
- (8) Treatment efficiency was calculated by dividing the difference between the influent and effluent total Project VOC concentrations by the influent total Project VOC concentration. Treatment efficiency is only calculated when there is a corresponding influent sample.

Acronyms\Key:

700	Bold data indicates that the analyte was detected at or above its reporting limit.
16	Data that is not bold indicates analyte detected but below its reporting limit; the value is estimated.
AGC	Annual guideline concentration.
DAR-1	Division of Air Resources Air Guidance-1
ELAP	Environmental Laboratory Approval Program
IRM	Interim remedial measure.
NA	Not applicable.
ND	Analyte not detected at or above its laboratory reporting limit.
NS	Guideline concentrations not specified in the NYSDEC DAR-1 AGC/SGC tables. An interim SGC was not developed for these compounds because they have low toxicity ratings in the NYSDEC DAR-1 AGC/SGC tables revised February 28, 2014.
NYSDEC	New York State Department of Environmental Conservation.
NYSDOH	New York State Department of Health
OM&M	Operation, maintenance, and monitoring.
SGC	Short-term Guidance Concentration
SPDES	State Pollutant Discharge Elimination System
TICs	Tentatively identified compounds.
USEPA	United States Environmental Protection Agency.
VOC	Volatile organic compound.
$\mu\text{g}/\text{m}^3$	Micrograms per cubic meter.

Table 6. Summary of System Parameters, Bethpage Park Groundwater Containment System, Operable Unit 3 (Former Grumman Settling Ponds), Bethpage, New York.

Date ⁽¹⁾	Water Flow Rates						Water Pressures ⁽²⁾					Air Flow Rate ⁽²⁾	Air Pressures ⁽⁵⁾				Air Temp. ⁽⁵⁾	
	Remedial Well ⁽²⁾				Combined Influent ⁽³⁾	Effluent ⁽²⁾	Remedial Well Effluent ⁽⁴⁾				Effluent		Effluent	ECU Influent				Effluent
	RW-1 (gpm)	RW-2 (gpm)	RW-3 (gpm)	RW-4 (gpm)			RW-1 (psi)	RW-2 (psi)	RW-3 (psi)	RW-4 (psi)		Effluent (psi)		Effluent (scfm)	GAC-501 (iwc)	GAC-502 (iwc)	PPZ-601 (iwc)	
04/08/14	30.4	75.6	80.6	30.4	217	247	58	49	44	56	11	1,947	6.5	7.5	5.7	4.4	0.0	534
05/05/14	29.7	74.6	79.8	30.2	214	246	58	46	40	57	11	1,963	6.8	7.8	6.0	4.6	0.0	539
06/19/14	29.6	74.5	74.8	30.0	209	204	59	54	49	57	9	1,992	7.6 ⁽⁶⁾	8.7 ⁽⁶⁾	6.7 ⁽⁶⁾	5.1 ⁽⁶⁾	0.0 ⁽⁶⁾	540 ⁽⁶⁾
07/08/14	30.3	85.6	75.3	30.2	221	245	58	27	44	57	30	1,883	7.3	8.2	6.5	5.0	0.0	547
09/04/14	30.3	76.1	0.0	30.4	137	178	58	35	0.0	57	5	1,801	8.6	9.1	7.3	5.2	0.0	550
10/01/14	30.3	82.9	75.7	30.4	219	254	58	45	51	57	19	1,900	4.6 ⁽⁷⁾	5.2 ⁽⁷⁾	3.0 ⁽⁷⁾	1.0 ⁽⁷⁾	0.0 ⁽⁷⁾	522 ⁽⁷⁾
10/20/14	30.1	70.2	75.0	30.4	206	233	58	22	57	56	10	1,918	4.8	5.1	3.1	1.5	0.0	536
11/17/14	30.8	57.6	75.6	30.7	195	230	57	4	52	56	36	1,944	4.8	5.0	2.9	0.5	0.0	530
12/15/14	30.5	51.7	75.3	30.6	188	223	58	4	52	56	12	1,929	4.5	5.3	3.0	0.6	0.0	532
01/12/15	30.6	76.6	75.6	30.9	214	228	58	45	48	56	13	1,946	4.0	4.9	2.8	0.6	0.0	526
02/12/15	31.8	74.2	75.5	31.1	213	241	57	39	44	56	23	1,891	4.1	7.4	2.6	0.5	0.0	527
03/23/15	30.3	74.9	75.0	29.8	210	237	58	47	42	57	13	1,839	10.5	6.5	0.5	1.5	0.0	528
04/29/15	30.6	75.3	75.5	30.3	212	249	58	23	41	58	9	1,750	11.6 ⁽⁸⁾	7.2 ⁽⁸⁾	0.5 ⁽⁸⁾	1.6 ⁽⁸⁾	0.0 ⁽⁸⁾	532 ⁽⁸⁾
05/26/15	30.9	75.9	75.2	30.2	212	229	58	59	48	58	13	1,819	6.6	2.5	0.8	2.0	0.0	542
06/08/15	30.2	75.1	75.0	29.8	210	225	58	58	49	58	15	1,802	6.5	2.5	0.8	2.0	0.0	539

See notes on last page.

Table 6. Summary of System Parameters, Bethpage Park Groundwater Containment System, Operable Unit 3 (Former Grumman Settling Ponds), Bethpage, New York.

Notes:

- (1) Operational data collected by ARCADIS on days noted. Parameters listed were typically recorded during compliance monitoring events. Data in this table correspond to approximately the past year of system operation.
- (2) Instantaneous parameters obtained from the SCADA HMI: Water Flow Rate, Water Pressure, Air Flow Rate.
- (3) Combined influent water-flow rate is the sum of individual well flow rates via the SCADA System.
- (4) Remedial Well effluent pressure readings measured at the influent manifold within the treatment system building.
- (5) Instantaneous values from field-mounted instruments
- (6) Values collected on June 17, 2014 during the weekly site visit. No values collected on day of sampling.
- (7) Values collected on September 30, 2014 during the weekly site visit. No values collected on day of sampling.
- (8) Values collected on April 27, 2015 during the weekly site visit. No values collected on day of sampling.

Acronyms\Key:

ECU	Emission control unit.
gpm	Gallons per minute.
HMI	Human-machine interface.
iwc	Inches of water column.
psi	Pounds per square inch.
°R	Degrees Rankine.
SCADA	Supervisory Control and Data Acquisition
scfm	Standard cubic feet per minute.
Temp.	Temperature.

Table 7. Summary of Groundwater Recovered, VOC Mass Recovered, and VOC Mass Recovery Rates, Bethpage Park Groundwater Containment System, Operable Unit 3 (Former Grumman Settling Ponds), Bethpage, New York.

Operating Period ⁽¹⁾	Volume of Groundwater Recovered (x1,000 gal) ⁽²⁾					VOC Mass Recovered (lbs) ⁽³⁾															VOC Mass Recovery Rate (lbs/day) ⁽⁴⁾																			
						Total VOCs ⁽⁵⁾					Project VOCs ⁽⁶⁾					Non-Project VOCs ⁽⁷⁾					Total VOCs ⁽⁵⁾				Project VOCs ⁽⁶⁾				Non-Project VOCs ⁽⁷⁾											
	RW-1	RW-2	RW-3	RW-4	Total	RW-1	RW-2	RW-3	RW-4	Total	RW-1	RW-2	RW-3	RW-4	Total	RW-1	RW-2	RW-3	RW-4	Total	RW-1	RW-2	RW-3	RW-4	Total	RW-1	RW-2	RW-3	RW-4	Total	RW-1	RW-2	RW-3	RW-4	Total	RW-1	RW-2	RW-3	RW-4	Total
System Pilot Test, Shakedown and Startup Totals⁽⁸⁾																																								
	137	270	251	150	808	NA	NA	NA	NA	1.1	NA	NA	NA	NA	1.0	NA	NA	NA	NA	0.1	NA	NA	NA	NA	NA	NA	NA	NA	NA	NA	NA	NA	NA	NA	NA	NA	NA	NA	NA	NA
2009 Totals																																								
07/21/09 - 12/30/09	6,592	13,838	16,445	6,574	43,449	0.17	275	53	14	342	0.17	273	19	0.20	293	<0.01	0.56	35	13	48	<0.01	1.7	0.33	0.086	2.1	<0.01	1.7	0.12	<0.01	1.8	<0.01	<0.01	0.22	0.080	0.30					
2010 Totals																																								
12/30/09 - 01/05/11	15,726	35,127	38,160	15,689	104,702	0.56	172	412	89	672	0.56	171	28	0.10	200	<0.01	0.17	383	89	469	<0.01	0.46	1.1	0.24	1.8	<0.01	0.46	0.075	<0.01	0.54	<0.01	<0.01	1.0	0.24	1.3					
2011 Totals																																								
01/05/11 - 01/09/12	15,218	36,570	37,682	15,196	104,666	0.36	167	271	78	516	0.36	167	35	0.09	203	<0.01	1.1	236	78	314	<0.01	0.45	0.73	0.21	1.4	<0.01	0.45	0.095	<0.01	0.55	<0.01	<0.01	0.64	0.21	0.85					
2012 Totals																																								
01/09/12 - 01/07/13	15,260	35,178	36,111	15,336	101,885	0.28	114	113	40	267	0.25	113	12	0.39	126	<0.01	1.5	101	40	141	<0.01	0.31	0.31	0.11	0.73	<0.01	0.31	0.032	<0.01	0.35	<0.01	<0.01	0.28	0.11	0.39					
2013 Totals																																								
01/07/13 - 01/06/14	15,968	37,514	36,622	16,036	106,140	0.14	111	41	18	171	0.14	110	4.3	0.36	113	<0.01	1.6	37	18	57	<0.01	0.30	0.11	0.050	0.47	<0.01	0.30	0.012	<0.01	0.31	<0.01	<0.01	0.10	0.049	0.16					
2014 Totals																																								
01/06/14 - 01/01/15	15,690	33,222	31,199	15,691	95,802	0.063	67	9.9	8.1	85	0.063	65	13.2	0.20	67	<0.01	1.5	8.1	7.9	17	<0.01	0.19	0.028	0.023	0.24	<0.01	0.18	<0.01	<0.01	0.19	<0.01	<0.01	0.023	0.022	0.047					
January 2015 through March 2015 Totals																																								
01/01/15 - 02/01/15	1,072	2,676	2,429	1,071	7,248	<0.01	4.4	0.65	0.47	5.5	<0.01	4.2	0.14	0.017	4.4	<0.01	0.12	0.51	0.45	1.1	<0.01	0.14	0.021	0.015	0.18	<0.01	0.14	<0.01	<0.01	0.14	<0.01	<0.01	0.016	0.015	0.035					
02/01/15 - 03/01/15	1,248	2,643	2,807	1,248	7,946	<0.01	4.3	0.75	0.55	5.6	<0.01	4.2	0.16	0.020	4.4	<0.01	0.11	0.59	0.52	1.2	<0.01	0.15	0.027	0.020	0.20	<0.01	0.15	<0.01	<0.01	0.16	<0.01	<0.01	0.021	0.019	0.044					
03/01/15 - 04/01/15	1,337	3,341	3,007	1,268	8,953	<0.01	5.4	0.80	0.55	6.8	<0.01	5.3	0.17	0.021	5.5	<0.01	0.14	0.64	0.53	1.3	<0.01	0.18	0.026	0.018	0.22	<0.01	0.17	<0.01	<0.01	0.18	<0.01	<0.01	0.021	0.017	0.042					
Subtotal Jan - Mar 2015⁽¹⁰⁾																																								
	3,657	8,660	8,243	3,587	24,147	0.0095	14	2.2	1.6	18	0.0095	14	0.47	0.058	14	<0.01	0.37	1.7	1.5	3.6	<0.01	0.16	0.024	0.017	0.20	<0.01	0.16	<0.01	<0.01	0.16	<0.01	<0.01	0.019	0.017	0.040					
April 2015 through June 2015 Totals																																								
04/01/15 - 05/01/15	1,382	3,455	3,110	348	8,295	<0.01	4.0	0.68	0.10	4.8	<0.01	3.9	0.14	<0.01	4.0	<0.01	0.12	0.54	0.10	0.76	<0.01	0.13	0.023	<0.01	0.16	<0.01	0.13	<0.01	<0.01	0.13	<0.01	<0.01	0.018	<0.01	0.025					
05/01/15 - 06/01/15	1,410	3,522	3,123	1,410	9,465	<0.01	4.1	0.68	0.41	5.2	<0.01	4.0	0.14	0.022	4.2	<0.01	0.13	0.54	0.39	1.1	<0.01	0.13	0.022	0.013	0.17	<0.01	0.13	<0.01	<0.01	0.13	<0.01	<0.01	0.017	0.013	0.034					
06/01/15 - 07/01/15	1,318	2,601	3,036	1,318	8,273	<0.01	3.0	0.66	0.39	4.1	<0.01	2.9	0.14	0.021	3.1	<0.01	0.093	0.53	0.37	1.0	<0.01	0.10	0.022	0.013	0.14	<0.01	0.10	<0.01	<0.01	0.10	<0.01	<0.01	0.018	0.012	0.033					
Subtotal Apr - Jun 2015⁽¹¹⁾																																								
	4,110	9,578	9,269	3,076	26,033	0.012	11	2.0	0.90	14	0.012	11	0.42	0.043	11	<0.01	0.34	1.6	0.90	2.8	<0.01	0.12	0.022	0.010	0.15	<0.01	0.12	<0.01	<0.01	0.12	<0.01	<0.01	0.018	0.010	0.031					
2015 Totals																																								
	7,767	18,238	17,512	6,663	50,180	<0.01	25	4.2	2.5	32	0.0211	25	0.89	0.101	25	<0.01	0.71	3.35	2.40	6.40	<0.01	0.16	0.024	0.017	0.20	<0.01	0.16	<0.01	<0.01	0.16	<0.01	<0.01	0.019	0.017	0.040					
Total⁽¹²⁾																																								
	92,358	209,957	213,982	91,335	607,632	1.6	931	905	250	2,086	1.6	924	112	1.4	1,029	<0.01	7.1	804	248	1,052	--	--	--	--	--	--	--	--	--	--	--	--	--	--	--					

- Notes:**
- Represents operating period between consecutive monitoring events.
 - Volume of groundwater recovered is based on individual local well totalized flow readings. Listed value is the difference between totalized flow values recorded between consecutive monitoring events. The total groundwater recovered during a given operating period is the sum of the individual well flow totals. Values shown are rounded to the nearest gallon, but should only be considered accurate to two significant figures to account for error associated with field measurements.
 - Mass recovered per well was calculated by multiplying the Total VOC concentration from the most recent sampling event by the number of gallons extracted during the reporting period. The total amount recovered during a given operating period is the sum of masses recovered from each of the individual wells. Values less than ten pounds are presented using two significant figures and values greater than ten pounds have been rounded to the nearest whole number; however, these values should only be considered accurate to two significant figures to account for error associated with field measurements and analytical data.
 - Mass recovery rates were calculated by dividing the total mass recovered for each well and for the system by the number of days in the respective operating period. Values are presented using two significant figures.
 - "Total VOCs" represents the sum of individual concentrations of the VOCs detected.
 - "Project VOCs" represents the sum of individual compound concentrations of 1,1,1-trichloroethane; 1,1-dichloroethane; 1,2-dichloroethane; 1,1-dichloroethene; tetrachloroethene; trichloroethylene; vinyl chloride; cis-1,2-dichloroethene; trans-1,2-dichloroethene; benzene; toluene; and xylenes-o,m, p.
 - "Non-Project VOCs" represents the difference between Total VOCs and Project VOCs.
 - Values based on operational data recorded prior to system startup on July 21, 2009.
 - Starting with the January 2013 site visit the totalized water flow readings are recorded from the SCADA HMI.
 - The volume of groundwater recovered and mass recovered calculations represent the operational period between January 1, 2015 and April 1, 2015.
 - The volume of groundwater recovered and mass recovered calculations represent the operational period between April 1, 2015 and July 1, 2015.
 - "Total" refers to the amounts removed by the Operable Unit 3 Bethpage Park Groundwater Containment System.

Acronyms/Key:

IRM Interim Remedial Measure.
gal Gallons.
HMI Human-machine interface.
lbs Pounds.
lbs/day Pounds per day.
-- Not applicable.

Table 8. Summary of Air Emissions Model Output, Bethpage Park Groundwater Containment System, Operable Unit 3
 (Former Grumman Settling Ponds), Bethpage, New York.

Compound	AGC ⁽¹⁾ ($\mu\text{g}/\text{m}^3$)	Percent of MASC Per Event ⁽²⁾				Percent AGC ⁽³⁾
		10/1/14	11/22/14	2/12/15	5/26/15	
1,1,1 - Trichloroethane	5,000	0.00%	0.00%	0.00%	0.00%	0.00%
1,1 - Dichloroethane	0.63	0.14%	0.21%	0.13%	0.00%	0.11%
1,2 - Dichloroethane	0.038	0.00%	0.00%	0.00%	0.00%	0.00%
1,1 - Dichloroethene	200	0.00%	0.00%	0.00%	0.00%	0.00%
2-Butanone	5,000	0.00%	0.00%	0.00%	0.00%	0.00%
Acetone	30,000	0.00%	0.00%	0.00%	0.00%	0.00%
Chloroform	14.7	0.02%	0.03%	0.03%	0.01%	0.02%
Ethylbenzene	1,000	0.00%	0.00%	0.00%	0.00%	0.00%
Xylenes (o)	100	0.00%	0.00%	0.00%	0.00%	0.00%
Xylenes (m,p)	100	0.00%	0.00%	0.00%	0.00%	0.00%
Chloromethane	90	0.00%	0.00%	0.00%	0.00%	0.00%
Methylene Chloride	60	0.00%	0.00%	0.00%	0.00%	0.00%
Tetrachloroethene	4.0	0.00%	0.04%	0.00%	0.01%	0.01%
Trichloroethene	0.2	0.18%	0.20%	0.34%	0.21%	0.22%
Vinyl Chloride	0.068	12.46%	9.5%	22.40%	0.00%	10.84%
cis 1,2 Dichloroethene	63	0.03%	0.04%	0.06%	0.00%	0.03%
trans 1,2 Dichloroethene	63	0.00%	0.00%	0.00%	0.00%	0.00%
Benzene	0.13	0.00%	0.00%	0.61%	0.54%	0.27%
Toluene	5,000	0.00%	0.00%	0.00%	0.00%	0.00%
Trichlorofluoromethane (Freon 11)	5,000	0.00%	0.00%	0.00%	0.00%	0.00%
Dichlorodifluoromethane (Freon 12)	12,000	0.00%	0.00%	0.00%	0.00%	0.00%
Chlorodifluoromethane (Freon 22)	50,000	0.00%	0.00%	0.00%	0.00%	0.00%
Trichlorotrifluoroethane (Freon 113)	180,000	0.00%	0.00%	0.00%	0.00%	0.00%

See notes on last page

Table 8. Summary of Air Emissions Model Output, Bethpage Park Groundwater Containment System, Operable Unit 3 (Former Grumman Settling Ponds), Bethpage, New York.

Notes:

- (1) Compound-specific AGC values per the NYSDEC DAR-1 AGC/SGC tables, revised February 28, 2014. NYSDEC DAR-1 AGCs were scaled using the results of a site-specific annual USEPA SCREEN 3 model to calculate the annual MASC per monitoring event.
- (2) Percent of AGC (or Percent MASC) was calculated by dividing the actual effluent concentration by the site-specific annual MASC. Detailed calculations are included in Appendix D.
- (3) Percent AGC is the 12-month average at the end of the reporting period. The Percent AGC was calculated by time-weighting the "Percent MASCs" for the individual sampling events over the past year. MASCs are typically calculated once per quarter, thus the MASCs for each month within a quarter are assumed to be the same.

Acronyms\Key:

AGC	Annual Guideline Concentration.
DAR-1	Division of Air Resources Air Guidance-1.
MASC	Maximum allowable stack concentration.
NYSDEC	New York State Department of Environmental Conservation.
SGC	Short-term Guideline Concentration.
USEPA	U.S. Environmental Protection Agency
VOC	Volatile organic compound
$\mu\text{g}/\text{m}^3$	micrograms per cubic meter

Table 9. Concentrations of Volatile Organic Compounds in Groundwater Samples Collected from Remedial Wells, Bethpage Park Groundwater Containment System, Operable Unit 3 (Former Grumman Settling Ponds), Bethpage, New York. ⁽¹⁾

COMPOUND (µg/L)	Sample Location: Sample Date:	RW-1 7/1/2013	RW-1 11/14/2013	RW-1 2/18/2014	RW-1 5/5/2014	RW-1 10/1/2014	RW-1 11/17/2014	RW-1 2/12/2015	RW-1 5/26/2015
NYSDEC									
<u>SCGs</u>									
1,1,1-Trichloroethane	5	< 5.0 U	< 5.0 U	< 5.0 U	< 5.0 U	< 5.0 U	< 1.0	< 1.0 U	< 1.0 U
1,1,2,2-Tetrachloroethane	5	< 5.0 U	< 5.0 U	< 5.0 U	< 5.0 U	< 5.0 U	< 1.0	< 1.0 U	< 1.0 U
1,1,2-Trichloroethane	1	< 5.0 U	< 5.0 U	< 5.0 U	< 5.0 U	< 5.0 U	< 1.0	< 1.0 U	< 1.0 U
1,1-Dichloroethane	5	< 5.0 U	< 5.0 U	< 5.0 U	< 5.0 U	< 5.0 U	< 1.0	< 1.0 U	< 1.0 U
1,1-Dichloroethene	5	< 5.0 U	< 5.0 U	< 5.0 U	< 5.0 U	< 5.0 U	< 1.0	< 1.0 U	< 1.0 U
1,2-Dichloroethane	0.6	< 5.0 U	< 5.0 U	< 5.0 U	< 5.0 U	< 5.0 U	< 1.0	< 1.0 U	< 1.0 U
1,2-Dichloropropane	1	< 5.0 U	< 5.0 U	< 5.0 U	< 5.0 U	< 5.0 U	< 1.0	< 1.0 U	< 1.0 U
2-Butanone	NE	< 5.0 U	< 5.0 U	< 5.0 U	< 5.0 U	< 5.0 U	< 10	< 10 U	< 10 U
4-methyl-2-pentanone	50	< 5.0 U	< 5.0 U	< 5.0 U	< 5.0 U	< 5.0 U	< 5.0	< 5.0 U	< 5.0 U
Acetone	NE	< 5.0 U	< 5.0 U	< 5.0 U	< 5.0 U	< 5.0 U	< 10	< 5.0 U	< 10 U
Benzene	1	< 0.70 U	< 0.70 U	< 0.70 U	< 0.70 U	< 0.70 U	< 1.0	< 10 U	< 0.50 U
Bromodichloromethane	50	< 5.0 U	< 5.0 U	< 5.0 U	< 5.0 U	< 5.0 U	< 1.0	< 1.0 U	< 1.0 U
Bromoform	50	< 5.0 U	< 5.0 U	< 5.0 U	< 5.0 U	< 5.0 U	< 4.0	< 1.0 U	< 1.0 U
Bromomethane	5	< 5.0 U	< 5.0 U	< 5.0 U	< 5.0 U	< 5.0 U	< 2.0	< 4.0 U	< 2.0 U
Carbon Disulfide	60	< 5.0 U	< 5.0 U	< 5.0 U	< 5.0 U	< 5.0 U	< 2.0	< 2.0 U	< 2.0 U
Carbon tetrachloride	5	< 5.0 U	< 5.0 U	< 5.0 U	< 5.0 U	< 5.0 U	< 1.0	< 2.0 U	< 1.0 U
Chlorobenzene	5	< 5.0 U	< 5.0 U	< 5.0 U	< 5.0 U	< 5.0 U	< 1.0	< 1.0 U	< 1.0 U
Chlorodibromomethane	50	< 5.0 U	< 5.0 U	< 5.0 U	< 5.0 U	< 5.0 U	< 1.0	< 1.0 U	< 1.0 U
Chlorodifluoromethane (Freon 22)	NE	< 5.0 U	< 5.0 U	< 5.0 U	< 5.0 U	< 5.0 U	< 5.0	< 5.0 U	< 5.0 U
Chloroethane	5	< 5.0 U	< 5.0 U	< 5.0 U	< 5.0 U	< 5.0 U	< 1.0	< 1.0 U	< 1.0 U
Chloroform	7	< 5.0 U	< 5.0 U	< 5.0 U	< 5.0 U	< 5.0 U	< 1.0	< 1.0 U	< 1.0 U
Chloromethane	5	< 5.0 U	< 5.0 U	< 5.0 U	< 5.0 U	< 5.0 U	< 1.0	< 1.0 U	< 1.0 U
cis-1,2-dichloroethene	5	0.24 J	0.25 J	< 5.0 U	0.21 J	< 5.0 U	< 1.0	< 1.0 U	< 1.0 U
cis-1,3-dichloropropene	0.4	< 5.0 U	< 5.0 U	< 5.0 U	< 5.0 U	< 5.0 U	< 1.0	< 1.0 U	< 1.0 U
Dichlorodifluoromethane (Freon 12)	5	< 5.0 U	< 5.0 U	< 5.0 U	< 5.0 U	< 5.0 U	< 5.0	< 1.0 U	< 2.0 U
Dichloromethane	5	< 5.0 U	< 5.0 U	< 5.0 U	< 5.0 U	< 5.0 U	< 2.0	< 5.0 U	< 2.0 U
Ethylbenzene	5	< 5.0 U	< 5.0 U	< 5.0 U	< 5.0 U	< 5.0 U	< 1.0	< 1.0 U	< 1.0 U
Methyl N-Butyl Ketone	50	< 5.0 U	< 5.0 U	< 5.0 U	< 5.0 U	< 5.0 U	< 5.0	< 1.0 U	< 5.0 U
Methyl tert-Butyl Ether	5	< 5.0 U	< 5.0 U	< 5.0 U	< 5.0 U	< 5.0 U	< 1.0	< 2.0 U	< 1.0 U
Styrene	5	< 5.0 U	< 5.0 U	< 5.0 U	< 5.0 U	< 5.0 U	< 5.0	< 5.0 U	< 1.0 U
Tetrachloroethene	5	< 5.0 U	< 5.0 U	< 5.0 U	< 5.0 U	< 5.0 U	< 1.0	< 1.0 U	< 1.0 U
Toluene	5	< 5.0 U	< 5.0 U	< 5.0 U	< 5.0 U	< 5.0 U	< 1.0	< 1.0 U	< 1.0 U
trans-1,2-dichloroethene	5	< 5.0 U	< 5.0 U	< 5.0 U	< 5.0 U	< 5.0 U	< 1.0	< 1.0 U	< 1.0 U
trans-1,3-dichloropropene	0.4	< 5.0 U	< 5.0 U	< 5.0 U	< 5.0 U	< 5.0 U	< 1.0	< 1.0 U	< 1.0 U
Trichloroethylene	5	0.77 J	0.77 J	0.67 J	0.41 J	0.34 J	0.31 J	0.31 J	0.34 J
Trichlorofluoromethane (Freon 11)	5	< 5.0 U	< 5.0 U	< 5.0 U	< 5.0 U	< 5.0 U	< 5.0	< 5.0 U	< 2.0 U
Trichlorotrifluoroethane (Freon 113)	5	< 5.0 U	< 5.0 U	< 5.0 U	< 5.0 U	< 5.0 U	< 5.0	< 5.0 U	< 5.0 U
Vinyl Chloride	2	< 2.0 U	< 2.0 U	< 2.0 U	< 2.0 U	< 2.0 U	< 1.0	< 1.0 U	< 1.0 U
Xylene-o	5	< 5.0 U	< 5.0 U	< 5.0 U	< 5.0 U	< 5.0 U	< 1.0	< 1.0 U	< 1.0 U
Xylenes - m,p	5	< 5.0 U	< 5.0 U	< 5.0 U	< 5.0 U	< 5.0 U	< 1.0	< 1.0 U	< 1.0 U
Total VOCs ⁽²⁾		1.0	1.0	0.67	0.62	0.34	0.31	0.31	0.34
Project VOCs ⁽³⁾		1.0	1.0	0.67	0.62	0.34	0.31	0.31	0.34

See notes on last page.

Table 9. Concentrations of Volatile Organic Compounds in Groundwater Samples Collected from Remedial Wells, Bethpage Park Groundwater Containment System, Operable Unit 3 (Former Grumman Settling Ponds), Bethpage, New York. ⁽¹⁾

COMPOUND (µg/L)	Sample Location: Sample Date:	RW-2 7/1/2013	RW-2 11/14/2013	RW-2 2/18/2014	RW-2 5/5/2014	RW-2 10/1/2014	RW-2 11/17/2014	RW-2 2/12/2015	RW-2 5/26/2015
NYSDEC									
SCGs									
1,1,1-Trichloroethane	5	0.27 J	< 5.0 U	< 5.0 U	< 5.0 U	< 5.0 U	< 1.0	< 1.0 U	< 1.0 U
1,1,2,2-Tetrachloroethane	5	< 5.0 U	< 5.0 U	< 5.0 U	< 5.0 U	< 5.0 U	< 1.0	< 1.0 U	< 1.0 U
1,1,2-Trichloroethane	1	< 5.0 U	< 5.0 U	< 5.0 U	< 5.0 U	< 5.0 U	< 1.0	< 1.0 U	< 1.0 U
1,1-Dichloroethane	5	1.5 J	1.0 J	1.1 J	1.1 J	0.85 J	0.94 J	1.1	1.1
1,1-Dichloroethene	5	0.77 J	0.54 J	0.79 J	0.78 J	< 5.0 U	< 1.0	0.95 J	< 1.0 U
1,2-Dichloroethane	0.6	< 5.0 U	< 5.0 U	< 5.0 U	< 5.0 U	< 5.0 U	< 1.0	< 1.0 U	< 1.0 U
1,2-Dichloropropane	1	< 5.0 U	< 5.0 U	< 5.0 U	< 5.0 U	< 5.0 U	< 1.0	< 1.0 U	< 1.0 U
2-Butanone	NE	< 5.0 U	< 5.0 U	< 5.0 U	< 5.0 U	< 5.0 U	< 10	< 10 U	< 10 U
4-methyl-2-pentanone	50	< 5.0 U	< 5.0 U	< 5.0 U	< 5.0 U	< 5.0 U	< 5.0	< 5.0 U	< 5.0 U
Acetone	NE	< 5.0 U	< 5.0 U	< 5.0 U	< 5.0 U	< 5.0 U	< 10	< 5.0 U	< 10 U
Benzene	1	< 0.70 U	< 0.70 U	< 0.70 U	< 0.70 U	< 0.70 U	< 1.0	< 10 U	< 0.50 U
Bromodichloromethane	50	< 5.0 U	< 5.0 U	< 5.0 U	< 5.0 U	< 5.0 U	< 1.0	< 1.0 U	< 1.0 U
Bromoform	50	< 5.0 U	< 5.0 U	< 5.0 U	< 5.0 U	< 5.0 U	< 4.0	< 1.0 U	< 1.0 U
Bromomethane	5	< 5.0 U	< 5.0 U	< 5.0 U	< 5.0 U	< 5.0 U	< 2.0	< 4.0 U	< 2.0 U
Carbon Disulfide	60	< 5.0 U	< 5.0 U	< 5.0 U	< 5.0 U	< 5.0 U	< 2.0	< 2.0 U	0.30 J
Carbon tetrachloride	5	< 5.0 U	< 5.0 U	< 5.0 U	< 5.0 U	< 5.0 U	< 1.0	< 2.0 U	< 1.0 U
Chlorobenzene	5	< 5.0 U	< 5.0 U	< 5.0 U	< 5.0 U	< 5.0 U	< 1.0	< 1.0 U	< 1.0 U
Chlorodibromomethane	50	< 5.0 U	< 5.0 U	< 5.0 U	< 5.0 U	< 5.0 U	< 1.0	< 1.0 U	< 1.0 U
Chlorodifluoromethane (Freon 22)	NE	< 5.0 U	< 5.0 U	< 5.0 U	< 5.0 U	< 5.0 U	< 5.0	< 5.0 U	< 5.0 U
Chloroethane	5	< 5.0 U	< 5.0 U	< 5.0 U	< 5.0 U	< 5.0 U	< 1.0	< 1.0 U	< 1.0 U
Chloroform	7	2.2 J	2.0 J	2.2 J	1.7 J	2.8 J	2.3	2.4	2.2
Chloromethane	5	< 5.0 U	< 5.0 U	< 5.0 U	< 5.0 U	< 5.0 U	< 1.0	< 1.0 U	< 1.0 U
cis-1,2-dichloroethene	5	140	100	130	100	51	44	47.7	39.1
cis-1,3-dichloropropene	0.4	< 5.0 U	< 5.0 U	< 5.0 U	< 5.0 U	< 5.0 U	< 1.0	< 1.0 U	< 1.0 U
Dichlorodifluoromethane (Freon 12)	5	< 5.0 U	< 5.0 U	< 5.0 U	< 5.0 U	< 5.0 U	< 5.0	< 1.0 U	< 2.0 U
Dichloromethane	5	< 5.0 U	< 5.0 U	< 5.0 U	< 5.0 U	< 5.0 U	< 2.0	< 5.0 U	< 2.0 U
Ethylbenzene	5	3.1 J	2.9 J	4.0 J	2.5 J	2.9 J	3.5	2.8	2.1
Methyl N-Butyl Ketone	50	< 5.0 U	< 5.0 U	< 5.0 U	< 5.0 U	< 5.0 U	< 5.0	< 1.0 U	< 5.0 U
Methyl tert-Butyl Ether	5	< 5.0 U	< 5.0 U	< 5.0 U	< 5.0 U	< 5.0 U	< 1.0	< 2.0 U	< 1.0 U
Styrene	5	< 5.0 U	< 5.0 U	< 5.0 U	< 5.0 U	< 5.0 U	< 5.0	< 5.0 U	< 1.0 U
Tetrachloroethene	5	0.33 J	0.25 J	0.25 J	< 5.0 U	< 5.0 U	< 1.0	< 1.0 U	< 1.0 U
Toluene	5	95	84	85	63	46	55	34.3	16
trans-1,2-dichloroethene	5	< 5.0 U	< 5.0 U	< 5.0 U	< 5.0 U	< 5.0 U	< 1.0	< 1.0 U	< 1.0 U
trans-1,3-dichloropropene	0.4	< 5.0 U	< 5.0 U	< 5.0 U	< 5.0 U	< 5.0 U	< 1.0	< 1.0 U	< 1.0 U
Trichloroethylene	5	17	13	11	12	12	11	13	12.8
Trichlorofluoromethane (Freon 11)	5	< 5.0 U	< 5.0 U	< 5.0 U	< 5.0 U	< 5.0 U	< 5.0	< 5.0 U	< 2.0 U
Trichlorotrifluoroethane (Freon 113)	5	< 5.0 U	< 5.0 U	< 5.0 U	< 5.0 U	< 5.0 U	< 5.0	< 5.0 U	< 5.0 U
Vinyl Chloride	2	100	88	99	87	48	74	88	63
Xylene-o	5	3.1 J	3.1 J	4.0 J	3.2 J	2.0 J	2.4	2.0	1.2
Xylenes - m,p	5	5.6	6.8	6.8	5.4	3.1 J	3.2	3.0	2.1
Total VOCs ⁽²⁾		369	302	344	277	169	196	195	140
Project VOCs ⁽³⁾		364	297	338	272	163	190	190	135

See notes on last page.

Table 9. Concentrations of Volatile Organic Compounds in Groundwater Samples Collected from Remedial Wells, Bethpage Park Groundwater Containment System, Operable Unit 3 (Former Grumman Settling Ponds), Bethpage, New York. ⁽¹⁾

COMPOUND (µg/L)	Sample Location: Sample Date:	RW-3 7/1/2013	RW-3 11/14/2013	RW-3 2/18/2014	RW-3 5/5/2014	RW-3 10/1/2014	RW-3 11/17/2014	RW-3 2/12/2015	RW-3 5/26/2015
NYSDEC									
SCGs									
1,1,1-Trichloroethane	5	< 5.0 U	< 5.0 U	< 5.0 U	< 5.0 U	< 5.0 U	< 1.0	< 1.0 U	< 1.0 U
1,1,2,2-Tetrachloroethane	5	< 5.0 U	< 5.0 U	< 5.0 U	< 5.0 U	< 5.0 U	< 1.0	< 1.0 U	< 1.0 U
1,1,2-Trichloroethane	1	< 5.0 U	< 5.0 U	< 5.0 U	< 5.0 U	< 5.0 U	< 1.0	< 1.0 U	< 1.0 U
1,1-Dichloroethane	5	0.21 J	0.23 J	< 5.0 U	< 5.0 U	< 5.0 U	< 1.0	< 1.0 U	< 1.0 U
1,1-Dichloroethene	5	< 5.0 U	< 5.0 U	< 5.0 U	< 5.0 U	< 5.0 U	< 1.0	< 1.0 U	< 1.0 U
1,2-Dichloroethane	0.6	< 5.0 U	< 5.0 U	< 5.0 U	< 5.0 U	< 5.0 U	< 1.0	< 1.0 U	< 1.0 U
1,2-Dichloropropane	1	< 5.0 U	< 5.0 U	< 5.0 U	< 5.0 U	< 5.0 U	< 1.0	< 1.0 U	< 1.0 U
2-Butanone	NE	< 5.0 U	< 5.0 U	< 5.0 U	< 5.0 U	< 5.0 U	< 10	< 10 U	< 10 U
4-methyl-2-pentanone	50	< 5.0 U	< 5.0 U	< 5.0 U	< 5.0 U	< 5.0 U	< 5.0	< 5.0 U	< 5.0 U
Acetone	NE	< 5.0 U	< 5.0 U	< 5.0 U	< 5.0 U	< 5.0 U	< 10	< 5.0 U	< 10 U
Benzene	1	< 0.70 U	< 0.70 U	< 0.70 U	< 0.70 U	< 0.70 U	< 1.0	< 10 U	< 0.50 U
Bromodichloromethane	50	< 5.0 U	< 5.0 U	< 5.0 U	< 5.0 U	< 5.0 U	< 1.0	< 1.0 U	< 1.0 U
Bromoform	50	< 5.0 U	< 5.0 U	< 5.0 U	< 5.0 U	< 5.0 U	< 4.0	< 1.0 U	< 1.0 U
Bromomethane	5	< 5.0 U	< 5.0 U	< 5.0 U	< 5.0 U	< 5.0 U	< 2.0	< 4.0 U	< 2.0 U
Carbon Disulfide	60	< 5.0 U	< 5.0 U	< 5.0 U	< 5.0 U	< 5.0 U	< 2.0	< 2.0 U	< 2.0 U
Carbon tetrachloride	5	< 5.0 U	< 5.0 U	< 5.0 U	< 5.0 U	< 5.0 U	< 1.0	< 2.0 U	< 1.0 U
Chlorobenzene	5	< 5.0 U	< 5.0 U	< 5.0 U	< 5.0 U	< 5.0 U	< 1.0	< 1.0 U	< 1.0 U
Chlorodibromomethane	50	< 5.0 U	< 5.0 U	< 5.0 U	< 5.0 U	< 5.0 U	< 1.0	< 1.0 U	< 1.0 U
Chlorodifluoromethane (Freon 22)	NE	98	61	45	34	9.0	15	18.6	12.1
Chloroethane	5	< 5.0 U	< 5.0 U	< 5.0 U	< 5.0 U	< 5.0 U	< 1.0	< 1.0 U	< 1.0 U
Chloroform	7	3.6 J	2.5 J	3.8 J	4.9 J	4.8 J	4.0	6.8	8.7
Chloromethane	5	< 5.0 U	< 5.0 U	< 5.0 U	< 5.0 U	< 5.0 U	< 1.0	< 1.0 U	< 1.0 U
cis-1,2-dichloroethene	5	7.7	6.1	4.9 J	4.3 J	2.8 J	2.9	3.2	2.5
cis-1,3-dichloropropene	0.4	< 5.0 U	< 5.0 U	< 5.0 U	< 5.0 U	< 5.0 U	< 1.0	< 1.0 U	< 1.0 U
Dichlorodifluoromethane (Freon 12)	5	< 5.0 U	0.33 J	< 5.0 U	< 5.0 U	< 5.0 U	< 5.0	< 1.0 U	< 2.0 U
Dichloromethane	5	< 5.0 U	< 5.0 U	< 5.0 U	< 5.0 U	< 5.0 U	< 2.0	< 5.0 U	< 2.0 U
Ethylbenzene	5	< 5.0 U	< 5.0 U	< 5.0 U	< 5.0 U	< 5.0 U	< 1.0	< 1.0 U	< 1.0 U
Methyl N-Butyl Ketone	50	< 5.0 U	< 5.0 U	< 5.0 U	< 5.0 U	< 5.0 U	< 5.0	< 1.0 U	< 5.0 U
Methyl tert-Butyl Ether	5	< 5.0 U	< 5.0 U	< 5.0 U	< 5.0 U	< 5.0 U	< 1.0	< 2.0 U	< 1.0 U
Styrene	5	< 5.0 U	< 5.0 U	< 5.0 U	< 5.0 U	< 5.0 U	< 5.0	< 5.0 U	< 1.0 U
Tetrachloroethene	5	0.38 J	0.28 J	0.30 J	0.36 J	< 5.0 U	< 1.0	< 1.0 U	< 1.0 U
Toluene	5	< 5.0 U	0.31 J	< 5.0 U	< 5.0 U	0.35 J	< 1.0	< 1.0 U	< 1.0 U
trans-1,2-dichloroethene	5	< 5.0 U	< 5.0 U	< 5.0 U	< 5.0 U	< 5.0 U	< 1.0	< 1.0 U	< 1.0 U
trans-1,3-dichloropropene	0.4	< 5.0 U	< 5.0 U	< 5.0 U	< 5.0 U	< 5.0 U	< 1.0	< 1.0 U	< 1.0 U
Trichloroethylene	5	4.5 J	3.9 J	3.6 J	3.6 J	2.6 J	3.4	3.5	2.9
Trichlorofluoromethane (Freon 11)	5	< 5.0 U	< 5.0 U	< 5.0 U	< 5.0 U	< 5.0 U	< 5.0	< 5.0 U	< 2.0 U
Trichlorotrifluoroethane (Freon 113)	5	0.30 J	< 5.0 U	0.34 J	< 5.0 U	< 5.0 U	< 5.0	< 5.0 U	< 5.0 U
Vinyl Chloride	2	< 2.0 U	< 2.0 U	< 2.0 U	< 2.0 U	< 2.0 U	< 1.0	< 1.0 U	< 1.0 U
Xylene-o	5	< 5.0 U	< 5.0 U	< 5.0 U	< 5.0 U	< 5.0 U	< 1.0	< 1.0 U	< 1.0 U
Xylenes - m,p	5	< 5.0 U	< 5.0 U	< 5.0 U	< 5.0 U	< 5.0 U	< 1.0	< 1.0 U	< 1.0 U
Total VOCs ⁽²⁾		115	75	58	47	19.6	25	32	26
Project VOCs ⁽³⁾		13	11	8.8	8.3	5.8	6.3	6.7	5.4

See notes on last page.

Table 9. Concentrations of Volatile Organic Compounds in Groundwater Samples Collected from Remedial Wells, Bethpage Park Groundwater Containment System, Operable Unit 3 (Former Grumman Settling Ponds), Bethpage, New York. ⁽¹⁾

COMPOUND (µg/L)	Sample Location: Sample Date:	RW-4 7/1/2013	RW-4 11/14/2013	RW-4 2/18/2014	RW-4 5/5/2014	RW-4 10/1/2014	RW-4 11/17/2014	RW-4 2/12/2015	RW-4 5/26/2015
NYSDEC									
<u>SCGs</u>									
1,1,1-Trichloroethane	5	< 5.0 U	0.23 J	< 5.0 U	< 5.0 U	< 5.0 U	< 1.0	< 1.0 U	< 1.0 U
1,1,2,2-Tetrachloroethane	5	< 5.0 U	< 5.0 U	< 5.0 U	< 5.0 U	< 5.0 U	< 1.0	< 1.0 U	< 1.0 U
1,1,2-Trichloroethane	1	< 5.0 U	< 5.0 U	< 5.0 U	< 5.0 U	< 5.0 U	< 1.0	< 1.0 U	< 1.0 U
1,1-Dichloroethane	5	0.45 J	0.38 J	0.38 J	0.40 J	0.36 J	< 1.0	0.42 J	0.37 J
1,1-Dichloroethene	5	< 5.0 U	0.25 J	0.23 J	< 5.0 U	< 5.0 U	< 1.0	< 1.0 U	< 1.0 U
1,2-Dichloroethane	0.6	< 5.0 U	< 5.0 U	< 5.0 U	< 5.0 U	< 5.0 U	< 1.0	< 1.0 U	< 1.0 U
1,2-Dichloropropane	1	< 5.0 U	< 5.0 U	< 5.0 U	< 5.0 U	< 5.0 U	< 1.0	< 1.0 U	< 1.0 U
2-Butanone	NE	< 5.0 U	< 5.0 U	< 5.0 U	< 5.0 U	< 5.0 U	< 10	< 10 U	< 10 U
4-methyl-2-pentanone	50	< 5.0 U	< 5.0 U	< 5.0 U	< 5.0 U	< 5.0 U	< 5.0	< 5.0 U	< 5.0 U
Acetone	NE	< 5.0 U	< 5.0 U	< 5.0 U	< 5.0 U	< 5.0 U	< 10	< 5.0 U	< 10 U
Benzene	1	< 0.70 U	< 0.70 U	< 0.70 U	< 0.70 U	< 0.70 U	< 1.0	< 10 U	< 0.50 U
Bromodichloromethane	50	< 5.0 U	< 5.0 U	< 5.0 U	< 5.0 U	< 5.0 U	< 1.0	< 1.0 U	< 1.0 U
Bromoform	50	< 5.0 U	< 5.0 U	< 5.0 U	< 5.0 U	< 5.0 U	< 4.0	< 1.0 U	< 1.0 U
Bromomethane	5	< 5.0 U	< 5.0 U	< 5.0 U	< 5.0 U	< 5.0 U	< 2.0	< 4.0 U	< 2.0 U
Carbon Disulfide	60	< 5.0 U	< 5.0 U	< 5.0 U	< 5.0 U	< 5.0 U	< 2.0	< 2.0 U	< 2.0 U
Carbon tetrachloride	5	< 5.0 U	< 5.0 U	< 5.0 U	< 5.0 U	< 5.0 U	< 1.0	< 2.0 U	< 1.0 U
Chlorobenzene	5	< 5.0 U	< 5.0 U	< 5.0 U	< 5.0 U	< 5.0 U	< 1.0	< 1.0 U	< 1.0 U
Chlorodibromomethane	50	< 5.0 U	< 5.0 U	< 5.0 U	< 5.0 U	< 5.0 U	< 1.0	< 1.0 U	< 1.0 U
Chlorodifluoromethane (Freon 22)	NE	110	100	82	68	42	49	50.1	32.8
Chloroethane	5	< 5.0 U	< 5.0 U	< 5.0 U	< 5.0 U	< 5.0 U	< 1.0	< 1.0 U	< 1.0 U
Chloroform	7	0.36 J	0.37 J	0.39 J	0.41 J	0.37 J	0.30 J	0.36 J	0.33 J
Chloromethane	5	< 5.0 U	< 5.0 U	< 5.0 U	< 5.0 U	< 5.0 U	< 1.0	< 1.0 U	< 1.0 U
cis-1,2-dichloroethene	5	< 5.0 U	0.22 J	0.20 J	0.24 J	< 5.0 U	< 1.0	< 1.0 U	< 1.0 U
cis-1,3-dichloropropene	0.4	< 5.0 U	< 5.0 U	< 5.0 U	< 5.0 U	< 5.0 U	< 1.0	< 1.0 U	< 1.0 U
Dichlorodifluoromethane (Freon 12)	5	< 5.0 U	< 5.0 U	< 5.0 U	< 5.0 U	< 5.0 U	< 5.0	< 1.0 U	< 2.0 U
Dichloromethane	5	< 5.0 U	< 5.0 U	< 5.0 U	< 5.0 U	< 5.0 U	< 2.0	< 5.0 U	< 2.0 U
Ethylbenzene	5	< 5.0 U	< 5.0 U	< 5.0 U	< 5.0 U	< 5.0 U	< 1.0	< 1.0 U	< 1.0 U
Methyl N-Butyl Ketone	50	< 5.0 U	< 5.0 U	< 5.0 U	< 5.0 U	< 5.0 U	< 5.0	0.29 J	< 5.0 U
Methyl tert-Butyl Ether	5	0.30 J	0.24 J	0.24 J	0.30 J	< 5.0 U	0.30 J	< 2.0 U	0.29 J
Styrene	5	< 5.0 U	< 5.0 U	< 5.0 U	< 5.0 U	< 5.0 U	< 5.0	< 5.0 U	< 1.0 U
Tetrachloroethene	5	1.1 J	1.1 J	0.79 J	0.82 J	0.74 J	0.70 J	0.82 J	0.84 J
Toluene	5	< 5.0 U	< 5.0 U	< 5.0 U	< 5.0 U	< 5.0 U	< 1.0	< 1.0 U	< 1.0 U
trans-1,2-dichloroethene	5	< 5.0 U	< 5.0 U	< 5.0 U	< 5.0 U	< 5.0 U	< 1.0	< 1.0 U	< 1.0 U
trans-1,3-dichloropropene	0.4	< 5.0 U	< 5.0 U	< 5.0 U	< 5.0 U	< 5.0 U	< 1.0	< 1.0 U	< 1.0 U
Trichloroethylene	5	0.67 J	0.76 J	0.67 J	0.79 J	0.61 J	0.66 J	0.72 J	0.67 J
Trichlorofluoromethane (Freon 11)	5	< 5.0 U	< 5.0 U	< 5.0 U	< 5.0 U	< 5.0 U	< 5.0	< 5.0 U	< 2.0 U
Trichlorotrifluoroethane (Freon 113)	5	0.39 J	0.29 J	< 5.0 U	< 5.0 U	< 5.0 U	< 5.0	< 5.0 U	< 5.0 U
Vinyl Chloride	2	< 2.0 U	< 2.0 U	< 2.0 U	< 2.0 U	< 2.0 U	< 1.0	< 1.0 U	< 1.0 U
Xylene-o	5	< 5.0 U	< 5.0 U	< 5.0 U	< 5.0 U	< 5.0 U	< 1.0	< 1.0 U	< 1.0 U
Xylenes - m,p	5	< 5.0 U	< 5.0 U	< 5.0 U	< 5.0 U	< 5.0 U	< 1.0	< 1.0 U	< 1.0 U
Total VOCs ⁽²⁾		113	104	85	71	44	51	53	48
Project VOCs ⁽³⁾		2.2	2.9	2.3	2.3	1.7	1.4	2.0	1.8

See notes on last page.

Table 9. Concentrations of Volatile Organic Compounds in Groundwater Samples Collected from Remedial Wells, Bethpage Park Groundwater Containment System, Operable Unit 3 (Former Grumman Settling Ponds), Bethpage, New York. ⁽¹⁾

Notes:

- (1) Water samples collected by ARCADIS on the dates shown and submitted to a NYSDOH ELAP certified laboratory for VOC analyses per NYSDEC ASP 2005, Method OLM 4.3 (prior to September 1, 2014) and per USEPA Method 8260C (after September 1, 2014). Results validated following protocols specified in Sampling and Analysis Plan in the December 2009 DRAFT OM&M Manual (ARCADIS 2009). See previous quarterly reports for historical analytical results.
- (2) "Total VOCs" represents the sum of individual concentrations of the VOCs detected.
- (3) "Project VOCs" represents the sum of individual compound concentrations of 1,1,1-trichloroethane; 1,1-dichloroethane; 1,2-dichloroethane; 1,1-dichloroethene; tetrachloroethene; trichloroethene; vinyl chloride; cis-1,2-dichloroethene; trans-1,2-dichloroethene; benzene; toluene; and xylenes-o,m, and p.

Acronyms\Key:

Indicates an exceedance of an SCG.

Bold value indicates a detection.

- ASP Analytical services protocol.
- ELAP Environmental Laboratory Approval Program
- NYSDEC New York State Department of Environmental Conservation.
- NYSDOH New York State Department of Health
- SCGs Standards, criteria, and guidance values.
- VOC Volatile organic compound.
- µg/L Micrograms per liter.
- Not analyzed.
- NE Not established.
- D Compound identified from secondary dilution.
- J Compound detected but below its reporting limit; the value is estimated.
- < 5; <5 U Compound not detected above its laboratory quantification limit.

Table 10. Concentrations of Metals in Groundwater Samples Collected from Remedial Wells, Bethpage Park Groundwater Containment System, Operable Unit 3 (Former Grumman Settling Ponds), Bethpage, New York. ⁽¹⁾

COMPOUND (µg/L)	Sample Location: Sample Date:	RW-1 11/11/2011	RW-1 ⁽²⁾ 10/1/2012	RW-1 1/7/2013	RW-1 4/1/2013	RW-1 7/1/2013	RW-1 11/14/2013	RW-1 2/18/2014	RW-1 5/5/2014	RW-1 10/1/2014	RW-1 11/17/2014	RW-1 2/12/2015	RW-1 5/26/2015
	NYSDEC <u>SCGs</u>												
Total Cadmium	5	< 5	< 5	--	--	--	< 5.0	--	--	--	< 3.0	--	--
Dissolved Cadmium	5	< 5	< 5	--	--	--	< 5.0	--	--	--	< 3.0	--	--
Total Chromium	50	23	23	--	--	--	28	--	--	--	30	--	--
Dissolved Chromium	50	24	23	--	--	--	32	--	--	--	32	--	--
Total Iron	300	--	< 100	--	--	--	< 100	--	--	--	< 100	--	--
Dissolved Iron	300	--	< 100	--	--	--	< 100	--	--	--	< 100	--	--
Total Manganese	300	--	--	--	--	--	--	--	--	--	--	--	--
Dissolved Manganese	300	--	--	--	--	--	--	--	--	--	--	--	--
Total Mercury	0.7	--	--	--	--	--	< 0.20	--	--	--	--	--	--
Dissolved Mercury	0.7	--	--	--	--	--	--	--	--	--	--	--	--

See notes on last page.

Table 10. Concentrations of Metals in Groundwater Samples Collected from Remedial Wells, Bethpage Park Groundwater Containment System, Operable Unit 3 (Former Grumman Settling Ponds), Bethpage, New York. ⁽¹⁾

COMPOUND (µg/L)	Sample Location: Sample Date:	RW-2 3/4/2013	RW-2 4/1/2013	RW-2 5/6/2013	RW-2 6/6/2013	RW-2 7/1/2013	RW-2 11/14/2013	RW-2 2/18/2014	RW-2 5/5/2014	RW-2 10/1/2014	RW-2 11/17/2014	RW-2 2/12/2015	RW-2 5/26/2015
	NYSDEC SCGs												
Total Cadmium	5	--	--	--	--	--	< 5.0	--	--	--	< 3.0	--	--
Dissolved Cadmium	5	--	--	--	--	--	< 5.0	--	--	--	< 3.0	--	--
Total Chromium	50	--	--	--	--	--	< 10	--	--	--	< 10	--	--
Dissolved Chromium	50	--	--	--	--	--	< 10	--	--	--	< 10	--	--
Total Iron	300	1,950	1,070	700	990	1,200	1,540	890	660	2,060	1,160	--	--
Dissolved Iron	300	1,920	720	600	740	650	850	680	760	1,200	1,100	--	--
Total Manganese	300	--	--	--	--	--	--	--	--	--	--	--	--
Dissolved Manganese	300	--	--	--	--	--	--	--	--	--	--	--	--
Total Mercury	0.7	--	--	--	--	--	< 0.20	--	--	--	--	--	--
Dissolved Mercury	0.7	--	--	--	--	--	--	--	--	--	--	--	--

See notes on last page.

Table 10. Concentrations of Metals in Groundwater Samples Collected from Remedial Wells, Bethpage Park Groundwater Containment System, Operable Unit 3 (Former Grumman Settling Ponds), Bethpage, New York. ⁽¹⁾

COMPOUND (µg/L)	Sample Location: Sample Date:	RW-3 3/4/2013	RW-3 4/1/2013	RW-3 5/6/2013	RW-3 6/6/2013	RW-3 7/1/2013	RW-3 11/14/2013	RW-3 2/18/2014	RW-3 5/5/2014	RW-3 10/1/2014	RW-3 11/17/2014	RW-3 2/12/2015	RW-3 5/26/2015
	NYSDEC <u>SCGs</u>												
Total Cadmium	5	--	--	--	--	--	< 5.0	--	--	--	< 3.0	--	--
Dissolved Cadmium	5	--	--	--	--	--	< 5.0	--	--	--	< 3.0	--	--
Total Chromium	50	--	--	--	--	--	< 10	--	--	--	< 10	--	--
Dissolved Chromium	50	--	--	--	--	--	< 10	--	--	--	< 10	--	--
Total Iron	300	130	230	330	280	180	280	170	190	350	< 100	--	--
Dissolved Iron	300	130	110	< 100	140	<100	150	<100	<100	<100	< 100	--	--
Total Manganese	300	--	--	--	--	--	--	--	--	--	--	--	--
Dissolved Manganese	300	--	--	--	--	--	--	--	--	--	--	--	--
Total Mercury	0.7	--	--	--	--	--	< 0.20	--	--	--	--	--	--
Dissolved Mercury	0.7	--	--	--	--	--	--	--	--	--	--	--	--

See notes on last page.

Table 10. Concentrations of Metals in Groundwater Samples Collected from Remedial Wells, Bethpage Park Groundwater Containment System, Operable Unit 3 (Former Grumman Settling Ponds), Bethpage, New York. ⁽¹⁾

COMPOUND (µg/L)	Sample Location: Sample Date:	RW-4 10/3/2011	RW-4 11/11/2011	RW-4 ⁽²⁾ 10/1/2012	RW-4 1/7/2013	RW-4 4/1/2013	RW-4 7/1/2013	RW-4 11/14/2013	RW-4 2/18/2014	RW-4 5/5/2014	RW-4 10/1/2014	RW-4 11/17/2014	RW-4 2/12/2015	RW-4 5/26/2015
	NYSDEC <u>SCGs</u>													
Total Cadmium	5	--	< 5	< 5	--	--	--	< 5.0	--	--	--	< 3.0	--	--
Dissolved Cadmium	5	--	< 5	< 5	--	--	--	< 5.0	--	--	--	< 3.0	--	--
Total Chromium	50	--	< 10	< 10	--	--	--	< 10	--	--	--	< 10	--	--
Dissolved Chromium	50	--	< 10	< 10	--	--	--	< 10	--	--	--	< 10	--	--
Total Iron	300	< 100	< 100	< 100	--	--	--	< 100	--	--	--	< 100	--	--
Dissolved Iron	300	< 100	< 100	< 100	--	--	--	< 100	--	--	--	< 100	--	--
Total Manganese	300	--	--	--	--	--	--	--	--	--	--	--	--	--
Dissolved Manganese	300	--	--	--	--	--	--	--	--	--	--	--	--	--
Total Mercury	0.7	--	--	--	--	--	--	< 0.20	--	--	--	--	--	--
Dissolved Mercury	0.7	--	--	--	--	--	--	--	--	--	--	--	--	--

See notes on last page.

Table 10. Concentrations of Metals in Groundwater Samples Collected from Remedial Wells, Bethpage Park Groundwater Containment System, Operable Unit 3 (Former Grumman Settling Ponds), Bethpage, New York. ⁽¹⁾

Notes:

- (1) Water samples collected by ARCADIS on the dates shown and submitted to a New York State Department of Health (NYSDOH) Environmental Laboratory Approval Program (ELAP) certified laboratory for metals analysis using USEPA Method 6010 and for mercury analyses using USEPA Method 7470. Results validated following protocols specified in Sampling and Analysis Plan in the December 2009 DRAFT OM&M Manual (ARCADIS 2009).
- (2) Beginning January 2012 metals analyses for recovery wells RW-1 and RW-4 are included with annual recovery well sampling performed in the fourth quarter of each year.

Acronyms/Key:

- Indicates an exceedance of an SCG.
- 700** Bold data indicates that the analyte was detected at or above its reporting limit.
- ASP Analytical services protocol.
- ELAP Environmental Laboratory Approval Program
- NYSDEC New York State Department of Environmental Conservation.
- NYSDOH New York State Department of Health
- USEPA U.S. Environmental Protection Agency
- SCGs Standards, criteria, and guidance values.
- µg/L Micrograms per liter.
- Not analyzed.
- < 5 Compound not detected above its laboratory quantification limit.



Table 11. Summary of Water-Level Elevations, Bethpage Park Groundwater Containment System, Operable Unit 3 (Former Grumman Settling Ponds), Bethpage, New York.

Table with columns: Well Identification, Well Casing Elevation, Event Date, Baseline (1) 5/8/2009, and 28 quarterly data columns from 1Q2010 to 2Q2015. Rows include Recovery Wells (RW-1 to RW-4), Monitoring Wells (B24MW-2 to MW-203-1), and Piezometers (PZ-1a to PZ-7b).

Notes: (1) Baseline readings were taken prior to system startup, which occurred on July 21, 2009. (2) Measurement collected is believed to be anomalous. (3) Well casing is broken and blockage exists at around 2 feet below top of casing. *: RW-3 water level measurement collected on September 9, 2010.

Acronyms/Key: ft msl feet relative to mean sea level NM not measured

Table 12. Concentrations of Volatile Organic Compounds in Groundwater Samples Collected from Monitoring Wells, Bethpage Park Groundwater Containment System, Operable Unit 3 (Former Grumman Settling Ponds), Bethpage, New York. ^(1,2)

Constituent in ug/L	Sample Location:	B24MW-2	B24MW-2	B24MW-2	B24MW-2	B24MW-2
	Sample Date:	4/23/2009	10/4/2010	10/27/2011	10/3/2012	6/13/2013
NYSDEC						
<u>SCGs</u>						
1,1,1-Trichloroethane	5	< 5	< 5	< 5	< 5	< 5.0 J
1,1,2,2-Tetrachloroethane	5	< 5	< 5	< 5	< 5	< 5.0 J
1,1,2-Trichloroethane	1	< 5	< 5	< 5	< 5	< 5.0 J
1,1-Dichloroethane	5	< 5	< 5	< 5	< 5	< 5.0 J
1,1-Dichloroethene	5	< 5	< 5	< 5	< 5	< 5.0 J
1,2-Dichloroethane	0.6	< 5	< 5	< 5	< 5	< 5.0 J
1,2-Dichloropropane	1	< 5	< 5	< 5	< 5	< 5.0 J
2-Butanone	NE	< 50	< 50	< 50	< 50	< 50 J
2-Hexanone	50	< 50	< 50	< 50	< 50	< 50 J
4-Methyl-2-Pentanone	50	< 50	< 50	< 50	< 50	< 50 J
Acetone	NE	< 50 B	< 50	< 50 B	< 50	< 50 J
Benzene	1	< 0.7	< 0.7	< 0.7	< 0.7	< 0.70 J
Bromodichloromethane	50	< 5	< 5	< 5	< 5	< 5.0 J
Bromoform	50	< 5	< 5	< 5	< 5	< 5.0 J
Bromomethane	5	< 5	< 5	< 5	< 5	< 5.0 J
Carbon Disulfide	60	< 5	< 5	< 5	< 5	< 5.0 J
Carbon Tetrachloride	5	< 5	< 5	< 5	< 5	< 5.0 J
Chlorobenzene	5	< 5	< 5	< 5	< 5	< 5.0 J
Chlorodifluoromethane (Freon 22)	NE	< 5	< 5	< 5	0.41 J	< 5.0 J
Chloroethane	5	< 5	< 5	< 5	< 5	< 5.0 J
Chloroform	7	< 5	0.3 J	< 5	1.3 J	0.21 J
Chloromethane	5	< 5	< 5	< 5	< 5	< 5.0 J
cis-1,2-Dichloroethene	5	< 5	< 5	< 5	1.9 J	0.23 J
cis-1,3-Dichloropropene	0.4	< 5	< 5	< 5	< 5	< 5.0 J
Chlorodibromomethane	50	< 5	< 5	< 5	< 5	< 5.0 J
Dichlorodifluoromethane (Freon 12)	5	< 5	< 5	< 5	< 5	< 5.0 J
Ethylbenzene	5	< 5	< 5	< 5	< 5	< 5.0 J
Methyl-Tert-Butylether	5	--	< 5	--	0.45 J	0.21 J
Methylene Chloride	5	< 5	< 5	< 5	< 5	< 5.0 J
Styrene (Monomer)	5	< 5	< 5	< 5	< 5	< 5.0 J
Tetrachloroethene	5	< 5	< 5	< 5	< 5	< 5.0 J
Toluene	5	< 5	< 5	< 5	< 5	< 5.0 J
trans-1,2-Dichloroethene	5	< 5	< 5	< 5	< 5	< 5.0 J
trans-1,3-Dichloropropene	0.4	< 5	< 5	< 5	< 5	< 5.0 J
Trichloroethene	5	3.7 J	4.4 J	3.2 J	25	4.3 J
Trichlorotrifluoroethane (Freon 113)	5	< 5	< 5	< 5	< 5	< 5.0 J
Vinyl Chloride	2	< 2	< 2	< 2	< 2	< 2.0 J
o-Xylene	5	< 5	< 5	< 5	< 5	< 5.0 J
m,p-Xylene	5	< 5	< 5	< 5	< 5	< 5.0 J
Total VOCs ⁽³⁾		3.7	4.7	3.2	29	5.0
Project VOCs ⁽⁴⁾		3.7	4.4	3.2	27	4.5

See notes on last page.

Table 12. Concentrations of Volatile Organic Compounds in Groundwater Samples Collected from Monitoring Wells, Bethpage Park Groundwater Containment System, Operable Unit 3 (Former Grumman Settling Ponds), Bethpage, New York. ^(1,2)

Sample Location: B24MW-2	
Constituent in ug/L	Sample Date: 11/13/2014
	NYSDEC
	<u>SCGs</u>
1,1,1-Trichloroethane	5 < 1.0
1,1,2,2-Tetrachloroethane	5 < 1.0
1,1,2-Trichloroethane	1 < 1.0
1,1-Dichloroethane	5 < 1.0
1,1-Dichloroethene	5 < 1.0
1,2-Dichloroethane	0.6 < 1.0
1,2-Dichloropropane	1 < 1.0
2-Butanone	NE < 10
2-Hexanone	50 < 5.0
4-Methyl-2-Pentanone	50 < 5.0
Acetone	NE < 10
Benzene	1 < 1.0
Bromodichloromethane	50 < 1.0
Bromoform	50 < 4.0
Bromomethane	5 < 2.0
Carbon Disulfide	60 < 2.0
Carbon Tetrachloride	5 < 1.0
Chlorobenzene	5 < 1.0
Chlorodifluoromethane (Freon 22)	NE < 5.0
Chloroethane	5 < 1.0
Chloroform	7 < 1.0
Chloromethane	5 < 1.0
cis-1,2-Dichloroethene	5 < 1.0
cis-1,3-Dichloropropene	0.4 < 1.0
Chlorodibromomethane	50 < 1.0
Dichlorodifluoromethane (Freon 12)	5 < 5.0
Ethylbenzene	5 < 1.0
Methyl-Tert-Butylether	5 < 1.0
Methylene Chloride	5 < 2.0
Styrene (Monomer)	5 < 5.0
Tetrachloroethene	5 < 1.0
Toluene	5 < 1.0
trans-1,2-Dichloroethene	5 < 1.0
trans-1,3-Dichloropropene	0.4 < 1.0
Trichloroethene	5 2.7
Trichlorotrifluoroethane (Freon 113)	5 < 5.0
Vinyl Chloride	2 < 1.0
o-Xylene	5 < 1.0
m,p-Xylene	5 < 1.0
Total VOCs ⁽³⁾	2.7
Project VOCs ⁽⁴⁾	2.7

See notes on last page.

Table 12. Concentrations of Volatile Organic Compounds in Groundwater Samples Collected from Monitoring Wells, Bethpage Park Groundwater Containment System, Operable Unit 3 (Former Grumman Settling Ponds), Bethpage, New York. ^(1,2)

Constituent in ug/L	Sample Location:	B24MW-3	B24MW-3	B24MW-3	B24MW-3	B24MW-3
	Sample Date:	4/20/2009	10/6/2010	10/27/2011	10/4/2012	6/13/2013
	NYSDEC					
	SCGs					
1,1,1-Trichloroethane	5	0.62 J	< 5	< 5	< 5	< 5.0 J
1,1,2,2-Tetrachloroethane	5	< 5	< 5	< 5	< 5	< 5.0 J
1,1,2-Trichloroethane	1	< 5	< 5	< 5	< 5	< 5.0 J
1,1-Dichloroethane	5	< 5	< 5	< 5	< 5	< 5.0 J
1,1-Dichloroethene	5	< 5	< 5	< 5	< 5	< 5.0 J
1,2-Dichloroethane	0.6	< 5	< 5	< 5	< 5	< 5.0 J
1,2-Dichloropropane	1	< 5	< 5	< 5	< 5	< 5.0 J
2-Butanone	NE	< 50	< 50	< 50	< 50	< 50 J
2-Hexanone	50	< 50 J	< 50	< 50	< 50	< 50 J
4-methyl-2-pentanone	50	< 50 J	< 50	< 50	< 50	< 50 J
Acetone	NE	< 50	< 50	< 50	< 50	< 50 J
Benzene	1	< 0.7	< 0.7	< 0.7	< 0.7	< 0.70 J
Bromodichloromethane	50	< 5	< 5	< 5	< 5	< 5.0 J
Bromoform	50	< 5	< 5	< 5	< 5	< 5.0 J
Bromomethane	5	< 5	< 5	< 5	< 5	< 5.0 J
Carbon Disulfide	60	< 5	< 5	< 5	< 5	< 5.0 J
Carbon tetrachloride	5	< 5	< 5	< 5	< 5	< 5.0 J
Chlorobenzene	5	< 5	< 5	< 5	< 5	< 5.0 J
Chlorodifluoromethane (Freon 22)	NE	< 5	< 5	< 5	< 5	< 5.0 J
Chloroethane	5	< 5	< 5	< 5	< 5	< 5.0 J
Chloroform	7	< 5	< 5	0.32 J	0.38 J	1.3 J
Chloromethane	5	< 5	< 5	< 5	< 5	< 5.0 J
cis-1,2-dichloroethene	5	10	1.2 J	0.4 J	0.62 J	< 5.0 J
cis-1,3-dichloropropene	0.4	< 5	< 5	< 5	< 5	< 5.0 J
Dibromochloromethane	50	< 5	< 5	< 5	< 5	< 5.0 J
Dichlorodifluoromethane (Freon 12)	5	< 5	< 5	< 5	< 5	< 5.0 J
Ethylbenzene	5	< 5	< 5	< 5	< 5	< 5.0 J
Methyl tert-Butyl Ether	5	--	< 5	--	< 5	< 5.0 J
Methylene Chloride	5	< 5	< 5	< 5	< 5	< 5.0 J
Styrene	5	< 5	< 5	< 5	< 5	< 5.0 J
Tetrachloroethene	5	0.51 J	< 5	< 5	< 5	< 5.0 J
Toluene	5	< 5	< 5	< 5	< 5	< 5.0 J
trans-1,2-dichloroethene	5	< 5	< 5	< 5	< 5	< 5.0 J
trans-1,3-dichloropropene	0.4	< 5	< 5	< 5	< 5	< 5.0 J
Trichloroethene	5	45	5.9	1.4 J	1 J	0.44 J
Trichlorotrifluoroethane (Freon 113)	5	< 5	< 5	< 5	< 5	< 5.0 J
Vinyl Chloride	2	< 2	< 2	< 2	< 2	< 2.0 J
Xylene-o	5	< 5	< 5	< 5	< 5	< 5.0 J
Xylenes - m,p	5	< 5	< 5	< 5	< 5	< 5.0 J
Total VOCs ⁽³⁾		56	7.1	2.1	2.0	1.7
Project VOCs ⁽⁴⁾		56	7.1	1.8	1.6	0.4

See notes on last page.

Table 12. Concentrations of Volatile Organic Compounds in Groundwater Samples Collected from Monitoring Wells, Bethpage Park Groundwater Containment System, Operable Unit 3 (Former Grumman Settling Ponds), Bethpage, New York. ^(1,2)

Constituent in ug/L	Sample Location:	B24MW-3
	Sample Date:	11/13/2014
	NYSDEC	
	<u>SCGs</u>	
1,1,1-Trichloroethane	5	< 1.0
1,1,2,2-Tetrachloroethane	5	< 1.0
1,1,2-Trichloroethane	1	< 1.0
1,1-Dichloroethane	5	< 1.0
1,1-Dichloroethene	5	< 1.0
1,2-Dichloroethane	0.6	< 1.0
1,2-Dichloropropane	1	< 1.0
2-Butanone	NE	< 10
2-Hexanone	50	< 5.0
4-methyl-2-pentanone	50	< 5.0
Acetone	NE	< 10 J
Benzene	1	< 1.0
Bromodichloromethane	50	< 1.0
Bromoform	50	< 4.0
Bromomethane	5	< 2.0
Carbon Disulfide	60	< 2.0
Carbon tetrachloride	5	< 1.0
Chlorobenzene	5	< 1.0
Chlorodifluoromethane (Freon 22)	NE	< 5.0
Chloroethane	5	< 1.0
Chloroform	7	0.28 J
Chloromethane	5	< 1.0
cis-1,2-dichloroethene	5	< 1.0
cis-1,3-dichloropropene	0.4	< 1.0
Dibromochloromethane	50	< 1.0
Dichlorodifluoromethane (Freon 12)	5	< 5.0
Ethylbenzene	5	< 1.0
Methyl tert-Butyl Ether	5	< 1.0
Methylene Chloride	5	< 2.0
Styrene	5	< 5.0
Tetrachloroethene	5	< 1.0
Toluene	5	< 1.0
trans-1,2-dichloroethene	5	< 1.0
trans-1,3-dichloropropene	0.4	< 1.0
Trichloroethene	5	< 1.0
Trichlorotrifluoroethane (Freon 113)	5	< 5.0
Vinyl Chloride	2	< 1.0
Xylene-o	5	< 1.0
Xylenes - m,p	5	< 1.0
Total VOCs ⁽³⁾		0.28
Project VOCs ⁽⁴⁾		0

See notes on last page.

Table 12. Concentrations of Volatile Organic Compounds in Groundwater Samples Collected from Monitoring Wells, Bethpage Park Groundwater Containment System, Operable Unit 3 (Former Grumman Settling Ponds), Bethpage, New York. ^(1,2)

Constituent in ug/L	Sample Location:	B30MW-1	B30MW-1	B30MW-1	B30MW-1	B30MW-1
	Sample Date:	4/23/2009	10/4/2010	10/27/2011	10/3/2012	6/14/2013
	NYSDEC					
	<u>SCGs</u>					
1,1,1-Trichloroethane	5	< 5	< 5	< 5	< 5	< 5.0
1,1,2,2-Tetrachloroethane	5	< 5	< 5	< 5	< 5	< 5.0
1,1,2-Trichloroethane	1	< 5	< 5	< 5	< 5	< 5.0
1,1-Dichloroethane	5	< 5	< 5	< 5	< 5	< 5.0
1,1-Dichloroethene	5	< 5	< 5	< 5	< 5	< 5.0
1,2-Dichloroethane	0.6	< 5	< 5	< 5	< 5	< 5.0
1,2-Dichloropropane	1	< 5	< 5	< 5	< 5	< 5.0
2-Butanone	NE	< 50	< 50	< 50	< 50	< 50
2-Hexanone	50	< 50	< 50	< 50	< 50	< 50
4-methyl-2-pentanone	50	< 50	< 50	< 50	< 50	< 50
Acetone	NE	< 50 B	< 50 B	< 50	< 50	< 50
Benzene	1	< 0.7	< 0.7	< 0.7	< 0.7	< 0.70
Bromodichloromethane	50	< 5	< 5	< 5	< 5	< 5.0
Bromoform	50	< 5	< 5	< 5	< 5	< 5.0
Bromomethane	5	< 5	< 5	< 5	< 5	< 5.0
Carbon Disulfide	60	< 5	< 5	< 5	< 5	< 5.0
Carbon tetrachloride	5	< 5	< 5	< 5	< 5	< 5.0
Chlorobenzene	5	< 5	< 5	< 5	< 5	< 5.0
Chlorodifluoromethane (Freon 22)	NE	< 5	< 5	< 5	< 5	< 5.0
Chloroethane	5	< 5	< 5	< 5	< 5	< 5.0
Chloroform	7	< 5	< 5	< 5	< 5	< 5.0
Chloromethane	5	< 5	< 5	< 5	< 5	< 5.0
cis-1,2-dichloroethene	5	< 5	< 5	< 5	< 5	< 5.0
cis-1,3-dichloropropene	0.4	< 5	< 5	< 5	< 5	< 5.0
Dibromochloromethane	50	< 5	< 5	< 5	< 5	< 5.0
Dichlorodifluoromethane (Freon 12)	5	< 5	< 5	< 5	< 5	< 5.0
Ethylbenzene	5	< 5	< 5	< 5	< 5	< 5.0
Methyl tert-Butyl Ether	5	--	< 5	--	< 5	< 5.0
Methylene Chloride	5	< 5	< 5	< 5	< 5	< 5.0
Styrene	5	< 5	< 5	< 5	< 5	< 5.0
Tetrachloroethene	5	< 5	< 5	< 5	< 5	< 5.0
Toluene	5	< 5	< 5	< 5	< 5	< 5.0
trans-1,2-dichloroethene	5	< 5	< 5	< 5	< 5	< 5.0
trans-1,3-dichloropropene	0.4	< 5	< 5	< 5	< 5	< 5.0
Trichloroethene	5	< 5	< 5	< 5	< 5	< 5.0
Trichlorotrifluoroethane (Freon 113)	5	< 5	< 5	< 5	< 5	< 5.0
Vinyl Chloride	2	< 2	< 2	< 2	< 2	< 2.0
Xylene-o	5	< 5	< 5	< 5	< 5	< 5.0
Xylenes - m,p	5	< 5	< 5	< 5	< 5	< 5.0
Total VOCs ⁽³⁾		0	0	0	0	0
Project VOCs ⁽⁴⁾		0	0	0	0	0

See notes on last page.

Table 12. Concentrations of Volatile Organic Compounds in Groundwater Samples Collected from Monitoring Wells, Bethpage Park Groundwater Containment System, Operable Unit 3 (Former Grumman Settling Ponds), Bethpage, New York. ^(1,2)

Constituent in ug/L	Sample Location:	B30MW-1
	Sample Date:	11/13/2014
	NYSDEC	
	<u>SCGs</u>	
1,1,1-Trichloroethane	5	< 1.0
1,1,2,2-Tetrachloroethane	5	< 1.0
1,1,2-Trichloroethane	1	< 1.0
1,1-Dichloroethane	5	< 1.0
1,1-Dichloroethene	5	< 1.0
1,2-Dichloroethane	0.6	< 1.0
1,2-Dichloropropane	1	< 1.0
2-Butanone	NE	< 10
2-Hexanone	50	< 5.0
4-methyl-2-pentanone	50	< 5.0
Acetone	NE	< 10
Benzene	1	< 1.0
Bromodichloromethane	50	< 1.0
Bromoform	50	< 4.0
Bromomethane	5	< 2.0
Carbon Disulfide	60	< 2.0
Carbon tetrachloride	5	< 1.0
Chlorobenzene	5	< 1.0
Chlorodifluoromethane (Freon 22)	NE	< 5.0
Chloroethane	5	< 1.0
Chloroform	7	< 1.0
Chloromethane	5	< 1.0
cis-1,2-dichloroethene	5	< 1.0
cis-1,3-dichloropropene	0.4	< 1.0
Dibromochloromethane	50	< 1.0
Dichlorodifluoromethane (Freon 12)	5	< 5.0
Ethylbenzene	5	< 1.0
Methyl tert-Butyl Ether	5	< 1.0
Methylene Chloride	5	< 2.0
Styrene	5	< 5.0
Tetrachloroethene	5	< 1.0
Toluene	5	< 1.0
trans-1,2-dichloroethene	5	< 1.0
trans-1,3-dichloropropene	0.4	< 1.0
Trichloroethene	5	< 1.0
Trichlorotrifluoroethane (Freon 113)	5	< 5.0
Vinyl Chloride	2	< 1.0
Xylene-o	5	< 1.0
Xylenes - m,p	5	< 1.0
Total VOCs ⁽³⁾	0	
Project VOCs ⁽⁴⁾	0	

See notes on last page.

Table 12. Concentrations of Volatile Organic Compounds in Groundwater Samples Collected from Monitoring Wells, Bethpage Park Groundwater Containment System, Operable Unit 3 (Former Grumman Settling Ponds), Bethpage, New York. ^(1,2)

	Sample Location:	BCPMW-1	BCPMW-2	BCPMW-3
Constituent in ug/L	Sample Date:	4/28/2009	4/28/2009	4/29/2009
NYSDEC				
<u>SCGs</u>				
1,1,1-Trichloroethane	5	< 5	< 10	< 25
1,1,2,2-Tetrachloroethane	5	< 5	< 10	< 25
1,1,2-Trichloroethane	1	< 5	< 10	< 25
1,1-Dichloroethane	5	0.37 J	8 J	9.6 J
1,1-Dichloroethene	5	< 5	3.8 J	43
1,2-Dichloroethane	0.6	< 5	0.68 J	< 25
1,2-Dichloropropane	1	< 5	< 10	< 25
2-Butanone	NE	< 50	< 100	< 250
2-Hexanone	50	< 50	< 100	< 250
4-methyl-2-pentanone	50	< 50	< 100	< 250
Acetone	NE	< 50 B	< 100	< 250
Benzene	1	< 0.7	< 1.4	< 3.5
Bromodichloromethane	50	< 5	< 10	< 25
Bromoform	50	< 5	< 10	< 25
Bromomethane	5	< 5	< 10	< 25
Carbon Disulfide	60	< 5	< 10	< 25
Carbon tetrachloride	5	< 5	< 10	< 25
Chlorobenzene	5	< 5	< 10	< 25
Chlorodifluoromethane (Freon 22)	NE	< 5	< 10	< 25
Chloroethane	5	< 5	< 10	< 25
Chloroform	7	0.88 J	< 10	< 25
Chloromethane	5	< 5	< 10	< 25
cis-1,2-dichloroethene	5	22	310	900
cis-1,3-dichloropropene	0.4	< 5	< 10	< 25
Dibromochloromethane	50	< 5	< 10	< 25
Dichlorodifluoromethane (Freon 12)	5	< 5	< 10	< 25
Ethylbenzene	5	< 5	< 10	< 25 B
Methyl tert-Butyl Ether	5	--	--	--
Methylene Chloride	5	0.52 J	< 10	< 25
Styrene	5	< 5	< 10	< 25
Tetrachloroethene	5	< 5	1.5 J	< 25
Toluene	5	0.33 J	< 10	< 25 B
trans-1,2-dichloroethene	5	0.44 J	2.4 J	8.9 J
trans-1,3-dichloropropene	0.4	< 5	< 10	< 25
Trichloroethene	5	190	180	470
Trichlorotrifluoroethane (Freon 113)	5	< 5	< 10	< 25
Vinyl Chloride	2	< 2	4.1	300
Xylene-o	5	< 5	< 10	< 25 B
Xylenes - m,p	5	< 5	< 10	< 25 B
Total VOCs ⁽³⁾		220	510	1,700
Project VOCs ⁽⁴⁾		210	510	1,700

See notes on last page.

Table 12. Concentrations of Volatile Organic Compounds in Groundwater Samples Collected from Monitoring Wells, Bethpage Park Groundwater Containment System, Operable Unit 3 (Former Grumman Settling Ponds), Bethpage, New York. ^(1,2)

Constituent in ug/L	Sample Location:	BCPMW-4-1	BCPMW-4-1	BCPMW-4-1	BCPMW-4-1	BCPMW-4-1
	Sample Date:	4/17/2009	12/1/2009	10/4/2010	10/28/2011	10/3/2012
NYSDEC						
SCGs						
1,1,1-Trichloroethane	5	< 25	2.4 J	14 J	10 J	29
1,1,2,2-Tetrachloroethane	5	< 25	< 5	< 25	< 25	< 25
1,1,2-Trichloroethane	1	< 25	0.38 J	< 25	< 25	1.7 J
1,1-Dichloroethane	5	6.5 J	46	38	18 J	39
1,1-Dichloroethene	5	1.8 J	14	21 J	13 J	24 J
1,2-Dichloroethane	0.6	< 25	0.65 J	< 25	2.1 J	4.8 J
1,2-Dichloropropane	1	< 25	4.7 J	3.8 J	1.9 J	5.1 J
2-Butanone	NE	< 250	< 50	< 250	< 250	< 250
2-Hexanone	50	< 250 J	< 50	< 250	< 250	< 250
4-Methyl-2-Pentanone	50	< 250 J	< 50	< 250	< 250	< 250
Acetone	NE	< 250 J	< 50	< 250	< 250B	< 250
Benzene	1	< 3.5	0.44 J	< 3.5	< 3.5	< 3.5
Bromodichloromethane	50	< 25	< 5	< 25	< 25	< 25
Bromoform	50	< 25	< 5	< 25	< 25	< 25
Bromomethane	5	< 25	R	< 25	< 25	< 25
Carbon Disulfide	60	< 25	< 5	< 25	< 25	< 25
Carbon Tetrachloride	5	< 25	< 5	< 25	< 25	< 25
Chlorobenzene	5	< 25	< 5	< 25	< 25	< 25
Chlorodifluoromethane (Freon 22)	NE	17 J	6.2	4.3 J	2.5 J	< 25
Chloroethane	5	< 25	2.4 J	4.1 J	< 25	1.6 J
Chloroform	7	< 25	< 5	< 25	< 25	< 25
Chloromethane	5	< 25	R	< 25	< 25	< 25
cis-1,2-Dichloroethene	5	1800 D	750 D	510	500	840
cis-1,3-Dichloropropene	0.4	< 25	< 5	< 25	< 25	< 25
Chlorodibromomethane	50	< 25	< 5	< 25	< 25	< 25
CFC-12	5	< 25	< 5	< 25	< 25	< 25
Ethylbenzene	5	< 25	< 5	< 25	< 25	< 25
Methyl-Tert-Butylether	5	--	--	< 25	< 25	< 25
Methylene Chloride	5	< 25	< 5	< 25	< 25 B	< 25
Styrene (Monomer)	5	< 25	< 5	< 25	< 25	< 25
Tetrachloroethene	5	< 25	0.64 J	< 25	< 25	< 25
Toluene	5	< 25	< 5	< 25	< 25	< 25
trans-1,2-Dichloroethene	5	110	2.5 J	3.9 J	1.3 J	2.2 J
trans-1,3-Dichloropropene	0.4	< 25	< 5	< 25	< 25	< 25
Trichloroethene	5	22 J	170	45	43	110
Trichlorotrifluoroethane (Freon 113)	5	< 25	< 5	< 25	< 25	< 25
Vinyl Chloride	2	180	540 D	220	32	420
o-Xylene	5	< 25	8	< 25	< 25	< 25
m,p-Xylene	5	< 25	< 5	< 25	< 25	< 25
Total VOCs ⁽³⁾		2,100	1,500	860	620	1,500
Project VOCs ⁽⁴⁾		2,100	1,500	850	620	1,500

See notes on last page.

Table 12. Concentrations of Volatile Organic Compounds in Groundwater Samples Collected from Monitoring Wells, Bethpage Park Groundwater Containment System, Operable Unit 3 (Former Grumman Settling Ponds), Bethpage, New York. ^(1,2)

Constituent in ug/L	Sample Location:	BCPMW-4-1	BCPMW-4-1
		Sample Date:	6/5/2013
NYSDEC			
SCGs			
1,1,1-Trichloroethane	5	5.1	2.4
1,1,2,2-Tetrachloroethane	5	< 5.0	< 1.0
1,1,2-Trichloroethane	1	0.24 J	0.42 J
1,1-Dichloroethane	5	7.4	7.3
1,1-Dichloroethene	5	4.1 J	1.1
1,2-Dichloroethane	0.6	0.95 J	0.70 J
1,2-Dichloropropane	1	0.95 J	0.61 J
2-Butanone	NE	< 50	< 10
2-Hexanone	50	< 50	< 5.0
4-Methyl-2-Pentanone	50	< 50	< 5.0
Acetone	NE	< 50	< 10
Benzene	1	< 0.70	< 1.0
Bromodichloromethane	50	< 5.0	< 1.0
Bromoform	50	< 5.0	< 4.0
Bromomethane	5	< 5.0	< 2.0
Carbon Disulfide	60	< 5.0	< 2.0
Carbon Tetrachloride	5	< 5.0	< 1.0
Chlorobenzene	5	< 5.0	< 1.0
Chlorodifluoromethane (Freon 22)	NE	1.1 J	< 5.0
Chloroethane	5	0.46 J	< 1.0
Chloroform	7	< 5.0	0.61 J
Chloromethane	5	< 5.0	< 1.0
cis-1,2-Dichloroethene	5	310 D	207 D
cis-1,3-Dichloropropene	0.4	< 5.0	< 1.0
Chlorodibromomethane	50	< 5.0	< 1.0
CFC-12	5	< 5.0	< 5.0
Ethylbenzene	5	< 5.0	< 1.0
Methyl-Tert-Butylether	5	< 5.0	< 1.0
Methylene Chloride	5	< 5.0	< 2.0
Styrene (Monomer)	5	< 5.0	< 5.0
Tetrachloroethene	5	0.37 J	0.80 J
Toluene	5	< 5.0	< 1.0
trans-1,2-Dichloroethene	5	0.78 J	0.59 J
trans-1,3-Dichloropropene	0.4	< 5.0	< 1.0
Trichloroethene	5	16	34.7
Trichlorotrifluoroethane (Freon 113)	5	< 5.0	< 5.0
Vinyl Chloride	2	47	21
o-Xylene	5	< 5.0	< 1.0
m,p-Xylene	5	< 5.0	< 1.0
Total VOCs ⁽³⁾		390	280
Project VOCs ⁽⁴⁾		390	280

See notes on last page.

Table 12. Concentrations of Volatile Organic Compounds in Groundwater Samples Collected from Monitoring Wells, Bethpage Park Groundwater Containment System, Operable Unit 3 (Former Grumman Settling Ponds), Bethpage, New York. ^(1,2)

Constituent in ug/L	Sample Location:	BCPMW-4-2	BCPMW-4-2	BCPMW-4-2	BCPMW-4-2	BCPMW-4-2
	Sample Date:	4/17/2009	12/4/2009	10/7/2010	10/28/2011	10/3/2012
NYSDEC						
SCGs						
1,1,1-Trichloroethane	5	< 250	< 10	< 5	0.33 J	0.23 J
1,1,2,2-Tetrachloroethane	5	< 250	< 10	< 5	< 5	< 5
1,1,2-Trichloroethane	1	< 250	< 10	< 5	< 5	< 5
1,1-Dichloroethane	5	57 J	8.7 J	7.3	2.6 J	1.4 J
1,1-Dichloroethene	5	34 J	2.7 J	1.9 J	1.1 J	0.8 J
1,2-Dichloroethane	0.6	< 250	< 10	0.91 J	0.85 J	0.45 J
1,2-Dichloropropane	1	< 250	< 10	0.9 J	0.39 J	< 5
2-Butanone	NE	< 2500	< 100	< 50	< 50	< 50
2-Hexanone	50	< 2500 J	< 100	< 50	< 50	< 50
4-methyl-2-pentanone	50	< 2500 J	< 100	< 50	< 50	< 50
Acetone	NE	< 2500 J	< 100	< 50 B	< 50	< 50
Benzene	1	< 35	< 1.4	< 0.7	< 0.7 U	< 0.7
Bromodichloromethane	50	< 250	< 10	< 5	< 5	< 5
Bromoform	50	< 250	< 10	< 5	< 5	< 5
Bromomethane	5	< 250	< 10	< 5	< 5	< 5
Carbon Disulfide	60	< 250	< 10	< 5	< 5	< 5
Carbon tetrachloride	5	< 250	< 10	< 5	< 5	< 5
Chlorobenzene	5	< 250	< 10	< 5	< 5	< 5
Chlorodifluoromethane (Freon 22)	NE	< 250	0.8 J	< 5	< 5	< 5
Chloroethane	5	< 250	1.1 J	0.79 J	< 5	< 5
Chloroform	7	< 250	< 10	0.96 J	0.62 J	0.54 J
Chloromethane	5	< 250	R	< 5	< 5	< 5
cis-1,2-dichloroethene	5	18000 D	270	99	59	70
cis-1,3-dichloropropene	0.4	< 250	< 10	< 5	< 5	< 5
Dibromochloromethane	50	< 250	< 10	< 5	< 5	< 5
Dichlorodifluoromethane (Freon 12)	5	< 250	< 10	< 5	< 5	< 5
Ethylbenzene	5	62 J	0.78 J	< 5	< 5	< 5
Methyl tert-Butyl Ether	5	--	--	0.35 J	0.28 J	0.29 J
Methylene Chloride	5	< 250	< 10	< 5	< 5	< 5
Styrene	5	< 250	< 10	< 5	< 5	< 5
Tetrachloroethene	5	< 250	0.82 J	0.73 J	0.59 J	0.91 J
Toluene	5	2400	< 10 B	< 5	< 5	< 5
trans-1,2-dichloroethene	5	< 250	1.3 J	0.65 J	0.41 J	0.5 J
trans-1,3-dichloropropene	0.4	< 250	< 10	< 5	< 5	< 5
Trichloroethene	5	< 250	310	66	50	68
Trichlorotrifluoroethane (Freon 113)	5	< 250	< 10	< 5	< 5	< 5
Vinyl Chloride	2	6300	58	54	20	9.5
Xylene-o	5	110 J	< 10 B	< 5	< 5	< 5
Xylenes - m,p	5	190 J	< 10 B	< 5	< 5	< 5
Total VOCs ⁽³⁾		27,000	660	230	140	150
Project VOCs ⁽⁴⁾		27,000	650	230	130	150

See notes on last page.

Table 12. Concentrations of Volatile Organic Compounds in Groundwater Samples Collected from Monitoring Wells, Bethpage Park Groundwater Containment System, Operable Unit 3 (Former Grumman Settling Ponds), Bethpage, New York. ^(1,2)

Constituent in ug/L	Sample Location:	BCPMW-4-2	BCPMW-4-2
	Sample Date:	6/5/2013	11/18/2014
	NYSDEC		
	<u>SCGs</u>		
1,1,1-Trichloroethane	5	0.22 J	< 1.0
1,1,2,2-Tetrachloroethane	5	< 5.0	< 1.0
1,1,2-Trichloroethane	1	< 5.0	< 1.0
1,1-Dichloroethane	5	1.5 J	< 1.0
1,1-Dichloroethene	5	0.49 J	< 1.0
1,2-Dichloroethane	0.6	0.52 J	< 1.0
1,2-Dichloropropane	1	< 5.0	< 1.0
2-Butanone	NE	< 50	< 10
2-Hexanone	50	< 50	< 5.0
4-methyl-2-pentanone	50	< 50	< 5.0
Acetone	NE	1.8 J	< 10
Benzene	1	< 0.70	< 1.0
Bromodichloromethane	50	< 5.0	< 1.0
Bromoform	50	< 5.0	< 4.0
Bromomethane	5	< 5.0	< 2.0
Carbon Disulfide	60	< 5.0	< 2.0
Carbon tetrachloride	5	< 5.0	< 1.0
Chlorobenzene	5	< 5.0	< 1.0
Chlorodifluoromethane (Freon 22)	NE	< 5.0	< 5.0
Chloroethane	5	< 5.0	< 1.0
Chloroform	7	3.3 J	3.2
Chloromethane	5	< 5.0	< 1.0
cis-1,2-dichloroethene	5	47	8.6
cis-1,3-dichloropropene	0.4	< 5.0	< 1.0
Dibromochloromethane	50	< 5.0	< 1.0
Dichlorodifluoromethane (Freon 12)	5	< 5.0	< 5.0
Ethylbenzene	5	< 5.0	< 1.0
Methyl tert-Butyl Ether	5	0.26 J	< 1.0
Methylene Chloride	5	< 5.0	< 2.0
Styrene	5	< 5.0	< 5.0
Tetrachloroethene	5	0.63 J	< 1.0
Toluene	5	< 5.0	< 1.0
trans-1,2-dichloroethene	5	0.40 J	< 1.0
trans-1,3-dichloropropene	0.4	< 5.0	< 1.0
Trichloroethene	5	56	9.1
Trichlorotrifluoroethane (Freon 113)	5	< 5.0	< 5.0
Vinyl Chloride	2	9.7	1.6
Xylene-o	5	< 5.0	< 1.0
Xylenes - m,p	5	< 5.0	< 1.0
Total VOCs ⁽³⁾		120	23
Project VOCs ⁽⁴⁾		120	19

See notes on last page.

Table 12. Concentrations of Volatile Organic Compounds in Groundwater Samples Collected from Monitoring Wells, Bethpage Park Groundwater Containment System, Operable Unit 3 (Former Grumman Settling Ponds), Bethpage, New York. ^(1,2)

Constituent in ug/L	Sample Location:	BCPMW-4-3	BCPMW-4-3	BCPMW-4-3	BCPMW-4-3	BCPMW-4-3
	Sample Date:	4/17/2009	12/1/2009	10/7/2010	10/28/2011	10/3/2012
	NYSDEC					
	<u>SCGs</u>					
1,1,1-Trichloroethane	5	< 5	< 5	< 5	< 5	< 5
1,1,2,2-Tetrachloroethane	5	< 5	< 5	< 5	< 5	< 5
1,1,2-Trichloroethane	1	< 5	< 5	< 5	< 5	< 5
1,1-Dichloroethane	5	< 5	< 5	< 5	< 5	< 5
1,1-Dichloroethene	5	< 5	< 5	< 5	< 5	< 5
1,2-Dichloroethane	0.6	< 5	< 5	< 5	< 5	< 5
1,2-Dichloropropane	1	< 5	< 5	< 5	< 5	< 5
2-Butanone	NE	< 50	< 50	< 50	< 50	< 50
2-Hexanone	50	< 50 J	< 50	< 50	< 50	< 50
4-methyl-2-pentanone	50	< 50 J	< 50	< 50	< 50	< 50
Acetone	NE	< 50 J	< 50	< 50	< 50	< 50
Benzene	1	< 0.7	< 0.7	< 0.7	< 0.7	< 0.7
Bromodichloromethane	50	< 5	< 5	< 5	< 5	< 5
Bromoform	50	< 5	< 5	< 5	< 5	< 5
Bromomethane	5	< 5	< 5	< 5	< 5	< 5
Carbon Disulfide	60	< 5	< 5	< 5	< 5	< 5
Carbon tetrachloride	5	< 5	< 5	< 5	< 5	< 5
Chlorobenzene	5	< 5	< 5	< 5	< 5	< 5
Chlorodifluoromethane (Freon 22)	NE	< 5	< 5	< 5	< 5	< 5
Chloroethane	5	< 5	< 5	< 5	< 5	< 5
Chloroform	7	0.53 J	0.32 J	< 5	< 5	0.2 J
Chloromethane	5	< 5	R	< 5	< 5	< 5
cis-1,2-dichloroethene	5	0.37 J	< 5	< 5	< 5	< 5
cis-1,3-dichloropropene	0.4	< 5	< 5	< 5	< 5	< 5
Dibromochloromethane	50	< 5	< 5	< 5	< 5	< 5
Dichlorodifluoromethane (Freon 12)	5	< 5	< 5	< 5	< 5	< 5
Ethylbenzene	5	< 5	< 5	< 5	< 5	< 5
Methyl tert-Butyl Ether	5	--	--	< 5	< 5	< 5
Methylene Chloride	5	< 5	< 5	< 5	< 5	< 5
Styrene	5	< 5	< 5	< 5	< 5	< 5
Tetrachloroethene	5	< 5	< 5	< 5	0.27 J	0.3 J
Toluene	5	< 5	< 5	< 5	< 5	< 5
trans-1,2-dichloroethene	5	< 5	< 5	< 5	< 5	< 5
trans-1,3-dichloropropene	0.4	< 5	< 5	< 5	< 5	< 5
Trichloroethene	5	0.56 J	0.51 J	0.41 J	0.74 J	0.84 J
Trichlorotrifluoroethane (Freon 113)	5	< 5	< 5	< 5	0.38 J	< 5
Vinyl Chloride	2	< 2	< 2	< 2	< 2	< 2
Xylene-o	5	< 5	< 5	< 5	< 5	< 5
Xylenes - m,p	5	< 5	< 5	< 5	< 5	< 5
Total VOCs ⁽³⁾		1.5	0.83	0.41	1.4	1.3
Project VOCs ⁽⁴⁾		0.93	0.51	0.41	1.0	1.1

See notes on last page.

Table 12. Concentrations of Volatile Organic Compounds in Groundwater Samples Collected from Monitoring Wells, Bethpage Park Groundwater Containment System, Operable Unit 3 (Former Grumman Settling Ponds), Bethpage, New York. ^(1,2)

Constituent in ug/L	Sample Location: BCPMW-4-3 (REP) BCPMW-4-3 BCPMW-4-3			
	Sample Date:	6/5/2013	6/5/2013	11/17/2014
	NYSDEC			
	<u>SCGs</u>			
1,1,1-Trichloroethane	5	< 5.0	< 5.0	< 1.0
1,1,2,2-Tetrachloroethane	5	< 5.0	< 5.0	< 1.0
1,1,2-Trichloroethane	1	< 5.0	< 5.0	< 1.0
1,1-Dichloroethane	5	< 5.0	< 5.0	< 1.0
1,1-Dichloroethene	5	< 5.0	< 5.0	< 1.0
1,2-Dichloroethane	0.6	< 5.0	< 5.0	< 1.0
1,2-Dichloropropane	1	< 5.0	< 5.0	< 1.0
2-Butanone	NE	< 50	< 50	< 10
2-Hexanone	50	< 50	< 50	< 5.0
4-Methyl-2-Pentanone	50	< 50	< 50	< 5.0
Acetone	NE	< 50	< 50	< 10
Benzene	1	< 0.70	< 0.70	< 1.0
Bromodichloromethane	50	< 5.0	< 5.0	< 1.0
Bromoform	50	< 5.0	< 5.0	< 4.0
Bromomethane	5	< 5.0	< 5.0	< 2.0
Carbon Disulfide	60	< 5.0	< 5.0	< 2.0
Carbon Tetrachloride	5	< 5.0	< 5.0	< 1.0
Chlorobenzene	5	< 5.0	< 5.0	< 1.0
Chlorodifluoromethane (Freon 22)	NE	< 5.0	< 5.0	< 5.0
Chloroethane	5	< 5.0	< 5.0	< 1.0
Chloroform	7	0.97 J	1.1 J	0.58 J
Chloromethane	5	< 5.0	< 5.0	< 1.0
cis-1,2-Dichloroethene	5	< 5.0	< 5.0	< 1.0
cis-1,3-Dichloropropene	0.4	< 5.0	< 5.0	< 1.0
Chlorodibromomethane	50	< 5.0	< 5.0	< 1.0
CFC-12	5	< 5.0	< 5.0	< 5.0
Ethylbenzene	5	< 5.0	< 5.0	< 1.0
Methyl-Tert-Butylether	5	< 5.0	< 5.0	< 1.0
Methylene Chloride	5	< 5.0	< 5.0	< 2.0
Styrene (Monomer)	5	< 5.0	< 5.0	< 5.0
Tetrachloroethene	5	< 5.0	< 5.0	< 1.0
Toluene	5	< 5.0	< 5.0	< 1.0
trans-1,2-Dichloroethene	5	< 5.0	< 5.0	< 1.0
trans-1,3-Dichloropropene	0.4	< 5.0	< 5.0	< 1.0
Trichloroethene	5	0.34 J	0.39 J	< 1.0
Trichlorotrifluoroethane (Freon 113)	5	< 5.0	< 5.0	< 5.0
Vinyl Chloride	2	< 2.0	< 2.0	< 1.0
o-Xylene	5	< 5.0	< 5.0	< 1.0
m,p-Xylene	5	< 5.0	< 5.0	< 1.0
Total VOCs ⁽³⁾		1.3	1.5	0.58
Project VOCs ⁽⁴⁾		0.34	0.39	0

See notes on last page.

Table 12. Concentrations of Volatile Organic Compounds in Groundwater Samples Collected from Monitoring Wells, Bethpage Park Groundwater Containment System, Operable Unit 3 (Former Grumman Settling Ponds), Bethpage, New York. ^(1,2)

Constituent in ug/L	Sample Location:	BCPMW-5-1	BCPMW-6-1	BCPMW-6-1	BCPMW-6-1	BCPMW-6-1
	Sample Date:	4/23/2009	4/20/2009	12/4/2009	10/6/2010	10/31/2011
NYSDEC						
<u>SCGs</u>						
1,1,1-Trichloroethane	5	< 100	< 5	< 5	< 100	< 250
1,1,2,2-Tetrachloroethane	5	< 100	< 5	< 5	< 100	< 250
1,1,2-Trichloroethane	1	< 100	< 5	< 5	< 100	< 250
1,1-Dichloroethane	5	< 100	0.3 J	< 5	< 100	< 250
1,1-Dichloroethene	5	21 J	< 5	< 5	< 100	< 250
1,2-Dichloroethane	0.6	< 100	< 5	< 5	< 100	< 250
1,2-Dichloropropane	1	< 100	< 5	< 5	< 100	< 250
2-Butanone	NE	< 1000	< 50	< 50	< 1000	< 2500
2-Hexanone	50	< 1000	< 50 J	< 50	< 1000	< 2500
4-Methyl-2-Pentanone	50	< 1000	< 50 J	< 50	< 1000	< 2500
Acetone	NE	< 1000	< 50 J	< 50	< 1000	< 2500
Benzene	1	< 14	< 0.7	< 0.7	< 14	< 35
Bromodichloromethane	50	< 100	< 5	< 5	< 100	< 250
Bromoform	50	< 100	< 5	< 5	< 100	< 250
Bromomethane	5	< 100	< 5	R	< 100	< 250
Carbon Disulfide	60	< 100	< 5	< 5	< 100	< 250
Carbon Tetrachloride	5	< 100	< 5	< 5	< 100	< 250
Chlorobenzene	5	< 100	< 5	< 5	< 100	< 250
Chlorodifluoromethane (Freon 22)	NE	< 100	4500 D	1700 EJ	10000 D	7100
Chloroethane	5	< 100	< 5	< 5	< 100	< 250
Chloroform	7	< 100	1.7 J	0.32 J	< 100	< 250
Chloromethane	5	< 100	< 5	R	< 100	< 250
cis-1,2-Dichloroethene	5	960	21	1.7 J	< 100	< 250
cis-1,3-Dichloropropene	0.4	< 100	< 5	< 5	< 100	< 250
Chlorodibromomethane	50	< 100	< 5	< 5	< 100	< 250
CFC-12	5	< 100	< 5	< 5	< 100	< 250
Ethylbenzene	5	48 J	< 5	< 5	< 100	< 250
Methyl-Tert-Butylether	5	--	--	--	<100	< 250
Methylene Chloride	5	< 100	< 5	< 5	< 100	< 250
Styrene (Monomer)	5	< 100	< 5	< 5	< 100	< 250
Tetrachloroethene	5	< 100	0.34 J	< 5	< 100	< 250
Toluene	5	2700	< 5	< 5	< 100	< 250
trans-1,2-Dichloroethene	5	< 100	< 5	< 5	< 100	< 250
trans-1,3-Dichloropropene	0.4	< 100	< 5	< 5	< 100	< 250
Trichloroethene	5	220	4.9 J	1.6 J	< 100	< 250
Trichlorotrifluoroethane (Freon 113)	5	< 100	< 5	< 5	< 100	< 250
Vinyl Chloride	2	330	< 2	< 2	< 40	< 100
o-Xylene	5	40 J	< 5	< 5	< 100	< 250
m,p-Xylene	5	110	< 5	< 5	< 100	< 250
Total VOCs ⁽³⁾		4,400	4,500	1,700	10,000	7,100
Project VOCs ⁽⁴⁾		4,400	27	2.3	0	0

See notes on last page.

Table 12. Concentrations of Volatile Organic Compounds in Groundwater Samples Collected from Monitoring Wells, Bethpage Park Groundwater Containment System, Operable Unit 3 (Former Grumman Settling Ponds), Bethpage, New York. ^(1,2)

Constituent in ug/L	Sample Location:	BCPMW-6-1	BCPMW-6-1	BCPMW-6-1
	Sample Date:	10/3/2012	6/7/2013	11/11/2014
	NYSDEC			
	<u>SCGs</u>			
1,1,1-Trichloroethane	5	< 100	< 13	< 1.0
1,1,2,2-Tetrachloroethane	5	< 100	< 13	< 1.0
1,1,2-Trichloroethane	1	< 100	< 13	< 1.0
1,1-Dichloroethane	5	< 100	< 13	< 1.0
1,1-Dichloroethene	5	< 100	< 13	< 1.0
1,2-Dichloroethane	0.6	< 100	< 13	< 1.0
1,2-Dichloropropane	1	< 100	< 13	< 1.0
2-Butanone	NE	< 1000	< 130	< 10
2-Hexanone	50	< 1000	< 130	< 5.0
4-Methyl-2-Pentanone	50	< 1000	< 130	< 5.0
Acetone	NE	< 1000	< 130	< 10
Benzene	1	< 14	< 1.8	< 1.0
Bromodichloromethane	50	< 100	< 13	< 1.0
Bromoform	50	< 100	< 13	< 4.0
Bromomethane	5	< 100	< 13	< 2.0
Carbon Disulfide	60	< 100	< 13	< 2.0
Carbon Tetrachloride	5	< 100	< 13	< 1.0
Chlorobenzene	5	< 100	< 13	< 1.0
Chlorodifluoromethane (Freon 22)	NE	2100	400	< 5.0
Chloroethane	5	< 100	< 13	< 1.0
Chloroform	7	< 100	< 13	< 1.0
Chloromethane	5	< 100	< 13	< 1.0
cis-1,2-Dichloroethene	5	< 100	< 13	< 1.0
cis-1,3-Dichloropropene	0.4	< 100	< 13	< 1.0
Chlorodibromomethane	50	< 100	< 13	< 1.0
CFC-12	5	< 100	< 13	< 5.0
Ethylbenzene	5	< 100	< 13	< 1.0
Methyl-Tert-Butylether	5	< 100	< 13	< 1.0
Methylene Chloride	5	< 100	< 13	< 2.0
Styrene (Monomer)	5	< 100	< 13	< 5.0
Tetrachloroethene	5	< 100	< 13	< 1.0
Toluene	5	< 100	< 13	< 1.0
trans-1,2-Dichloroethene	5	< 100	< 13	< 1.0
trans-1,3-Dichloropropene	0.4	< 100	< 13	< 1.0
Trichloroethene	5	< 100	< 13	< 1.0
Trichlorotrifluoroethane (Freon 113)	5	< 100	< 13	< 5.0
Vinyl Chloride	2	< 40	< 5.0	< 1.0
o-Xylene	5	< 100	< 13	< 1.0
m,p-Xylene	5	< 100	< 13	< 1.0
Total VOCs ⁽³⁾		2,100	400	0
Project VOCs ⁽⁴⁾		0	0	0

See notes on last page.

Table 12. Concentrations of Volatile Organic Compounds in Groundwater Samples Collected from Monitoring Wells, Bethpage Park Groundwater Containment System, Operable Unit 3 (Former Grumman Settling Ponds), Bethpage, New York. ^(1,2)

Constituent in ug/L	Sample Location:	BCPMW-6-2	BCPMW-6-2	BCPMW-6-2	BCPMW-6-2	BCPMW-6-2
	Sample Date:	5/8/2009	12/4/2009	10/6/2010	10/31/2011	10/3/2012
	NYSDEC					
	<u>SCGs</u>					
1,1,1-Trichloroethane	5	< 5	0.78 J	< 5	< 5	< 5
1,1,2,2-Tetrachloroethane	5	< 5	< 5	< 5	< 5	< 5
1,1,2-Trichloroethane	1	< 5	< 5	< 5	< 5	< 5
1,1-Dichloroethane	5	0.37 J	0.65 J	0.47 J	0.41 J	0.23 J
1,1-Dichloroethene	5	< 5	0.44 J	< 5	0.3 J	< 5
1,2-Dichloroethane	0.6	< 5	< 5	< 5	< 5	< 5
1,2-Dichloropropane	1	< 5	< 5	< 5	< 5	< 5
2-Butanone	NE	< 50	< 50	< 50	< 50	< 50
2-Hexanone	50	< 50	< 50	< 50	< 50	< 50
4-Methyl-2-Pentanone	50	< 50	< 50	< 50	< 50	< 50
Acetone	NE	< 50	< 50	< 50	< 50	< 50
Benzene	1	< 0.7	< 0.7	< 0.7	< 0.7	< 0.7
Bromodichloromethane	50	< 5	< 5	< 5	< 5	< 5
Bromoform	50	< 5	< 5	< 5	< 5	< 5
Bromomethane	5	< 5	R	< 5	< 5	< 5
Carbon Disulfide	60	< 5	< 5	< 5	< 5	< 5
Carbon Tetrachloride	5	< 5	< 5	< 5	< 5	< 5
Chlorobenzene	5	< 5	< 5	< 5	< 5	< 5
Chlorodifluoromethane (Freon 22)	NE	< 5	< 5	< 5	< 5	0.64 J
Chloroethane	5	< 5	< 5	< 5	< 5	< 5
Chloroform	7	0.53 J	< 5	0.41 J	0.3 J	0.38 J
Chloromethane	5	< 5	R	< 5	< 5	< 5
cis-1,2-Dichloroethene	5	< 5	< 5	< 5	< 5	< 5
cis-1,3-Dichloropropene	0.4	< 5	< 5	< 5	< 5	< 5
Chlorodibromomethane	50	< 5	< 5	< 5	< 5	< 5
CFC-12	5	< 5	< 5	< 5	< 5	< 5
Ethylbenzene	5	< 5	< 5	< 5	< 5	< 5
Methyl-Tert-Butylether	5	--	--	< 5	0.33 J	0.24 J
Methylene Chloride	5	< 5	< 5	< 5	< 5	< 5
Styrene (Monomer)	5	< 5	< 5	< 5	< 5	< 5
Tetrachloroethene	5	< 5	0.79 J	2.1 J	1.8 J	1.6 J
Toluene	5	< 5	< 5	< 5	< 5	< 5
trans-1,2-Dichloroethene	5	< 5	< 5	< 5	< 5	< 5
trans-1,3-Dichloropropene	0.4	< 5	< 5	< 5	< 5	< 5
Trichloroethene	5	< 5	0.45 J	< 5	< 5	< 5
Trichlorotrifluoroethane (Freon 113)	5	< 5	< 5	< 5	< 5	< 5
Vinyl Chloride	2	< 2	< 2	< 2	< 2	< 2
o-Xylene	5	< 5	< 5	< 5	< 5	< 5
m,p-Xylene	5	< 5	< 5	< 5	< 5	< 5
Total VOCs ⁽³⁾		0.90	3.1	3.0	3.1	3.1
Project VOCs ⁽⁴⁾		0.37	3.1	2.6	2.5	1.8

See notes on last page.

Table 12. Concentrations of Volatile Organic Compounds in Groundwater Samples Collected from Monitoring Wells, Bethpage Park Groundwater Containment System, Operable Unit 3 (Former Grumman Settling Ponds), Bethpage, New York. ^(1,2)

Constituent in ug/L	Sample Location:	BCPMW-6-2	BCPMW-6-2
	Sample Date:	6/5/2013	11/11/2014
	NYSDEC		
	<u>SCGs</u>		
1,1,1-Trichloroethane	5	< 5.0	< 1.0
1,1,2,2-Tetrachloroethane	5	< 5.0	< 1.0
1,1,2-Trichloroethane	1	< 5.0	< 1.0
1,1-Dichloroethane	5	0.31 J	0.41 J
1,1-Dichloroethene	5	< 5.0 J	< 1.0
1,2-Dichloroethane	0.6	< 5.0	< 1.0
1,2-Dichloropropane	1	< 5.0	< 1.0
2-Butanone	NE	< 50	< 10
2-Hexanone	50	< 50	< 5.0
4-Methyl-2-Pentanone	50	< 50	< 5.0
Acetone	NE	< 50	< 10
Benzene	1	< 0.70 J	< 1.0
Bromodichloromethane	50	< 5.0	< 1.0
Bromoform	50	< 5.0	< 4.0
Bromomethane	5	< 5.0	< 2.0
Carbon Disulfide	60	< 5.0	< 2.0
Carbon Tetrachloride	5	< 5.0	< 1.0
Chlorobenzene	5	< 5.0 J	< 1.0
Chlorodifluoromethane (Freon 22)	NE	< 5.0	< 5.0
Chloroethane	5	< 5.0	< 1.0
Chloroform	7	0.93 J	0.30 J
Chloromethane	5	< 5.0	< 1.0
cis-1,2-Dichloroethene	5	< 5.0	< 1.0
cis-1,3-Dichloropropene	0.4	< 5.0	< 1.0
Chlorodibromomethane	50	< 5.0	< 1.0
CFC-12	5	< 5.0	< 5.0
Ethylbenzene	5	< 5.0	< 1.0
Methyl-Tert-Butylether	5	0.36 J	0.26 J
Methylene Chloride	5	< 5.0	< 2.0
Styrene (Monomer)	5	< 5.0	< 5.0
Tetrachloroethene	5	1.3 J	0.35 J
Toluene	5	< 5.0 J	< 1.0
trans-1,2-Dichloroethene	5	< 5.0	< 1.0
trans-1,3-Dichloropropene	0.4	< 5.0	< 1.0
Trichloroethene	5	< 5.0 J	< 1.0
Trichlorotrifluoroethane (Freon 113)	5	< 5.0	< 5.0
Vinyl Chloride	2	< 2.0	< 1.0
o-Xylene	5	< 5.0	< 1.0
m,p-Xylene	5	< 5.0	< 1.0
Total VOCs ⁽³⁾		2.9	1.3
Project VOCs ⁽⁴⁾		1.6	0.76

See notes on last page.

Table 12. Concentrations of Volatile Organic Compounds in Groundwater Samples Collected from Monitoring Wells, Bethpage Park Groundwater Containment System, Operable Unit 3 (Former Grumman Settling Ponds), Bethpage, New York. ^(1,2)

Constituent in ug/L	Sample Location:	BCPMW-7-1	BCPMW-7-1	BCPMW-7-1	BCPMW-7-1	BCPMW-7-1
	Sample Date:	4/20/2009	12/1/2009	10/7/2010	11/1/2011	10/4/2012
NYSDEC						
<u>SCGs</u>						
1,1,1-Trichloroethane	5	< 5	< 5	< 5	< 5	< 5
1,1,2,2-Tetrachloroethane	5	< 5	< 5	< 5	< 5	< 5
1,1,2-Trichloroethane	1	< 5	< 5	< 5	< 5	< 5
1,1-Dichloroethane	5	< 5	< 5	< 5	< 5	< 5
1,1-Dichloroethene	5	< 5	< 5	< 5	< 5	< 5
1,2-Dichloroethane	0.6	< 5	< 5	< 5	< 5	< 5
1,2-Dichloropropane	1	< 5	< 5	< 5	< 5	< 5
2-Butanone	NE	< 50	< 50	< 50	< 50	< 50
2-Hexanone	50	< 50 J	< 50	< 50	< 50	< 50
4-Methyl-2-Pentanone	50	< 50 J	< 50	< 50	< 50	< 50
Acetone	NE	< 50	< 50	< 50	< 50	< 50
Benzene	1	< 0.7	< 0.7	< 0.7	< 0.7	< 0.7
Bromodichloromethane	50	< 5	< 5	< 5	< 5	< 5
Bromoform	50	< 5	< 5	< 5	< 5	< 5
Bromomethane	5	< 5	R	< 5	< 5	< 5
Carbon Disulfide	60	< 5	< 5	< 5	< 5	< 5
Carbon Tetrachloride	5	< 5	< 5	< 5	< 5	< 5
Chlorobenzene	5	< 5	< 5	< 5	< 5	< 5
Chlorodifluoromethane (Freon 22)	NE	2.6 J	1.5 J	5.2	9.2	3.6 J
Chloroethane	5	< 5	< 5	< 5	< 5	< 5
Chloroform	7	< 5	< 5	< 5	< 5	0.37 J
Chloromethane	5	< 5	R	< 5	< 5	< 5
cis-1,2-Dichloroethene	5	< 5	< 5	< 5	< 5	< 5
cis-1,3-Dichloropropene	0.4	< 5	< 5	< 5	< 5	< 5
Chlorodibromomethane	50	< 5	< 5	< 5	< 5	< 5
CFC-12	5	< 5	< 5	< 5	< 5	< 5
Ethylbenzene	5	< 5	< 5	< 5	< 5	< 5
Methyl-Tert-Butylether	5	--	--	< 5	0.22 J	0.26 J
Methylene Chloride	5	< 5	< 5	< 5	< 5	< 5
Styrene (Monomer)	5	< 5	< 5	< 5	< 5	< 5
Tetrachloroethene	5	< 5	< 5	< 5	< 5	< 5
Toluene	5	< 5	< 5	< 5	< 5	< 5
trans-1,2-Dichloroethene	5	< 5	< 5	< 5	< 5	< 5
trans-1,3-Dichloropropene	0.4	< 5	< 5	< 5	< 5	< 5
Trichloroethene	5	< 5	< 5	< 5	< 5	< 5
Trichlorotrifluoroethane (Freon 113)	5	< 5	< 5	< 5	< 5	< 5
Vinyl Chloride	2	< 2	< 2	< 2	< 2	< 2
o-Xylene	5	< 5	< 5	< 5	< 5	< 5
m,p-Xylene	5	< 5	< 5	< 5	< 5	< 5
Total VOCs ⁽³⁾		2.6	1.5	5.2	9.4	4.2
Project VOCs ⁽⁴⁾		0.0	0.0	0.0	0.2	0.0

See notes on last page.

Table 12. Concentrations of Volatile Organic Compounds in Groundwater Samples Collected from Monitoring Wells, Bethpage Park Groundwater Containment System, Operable Unit 3 (Former Grumman Settling Ponds), Bethpage, New York. ^(1,2)

Constituent in ug/L	Sample Location:	BCPMW-7-1	BCPMW-7-1
	Sample Date:	6/7/2013	11/18/2014
	NYSDEC		
	<u>SCGs</u>		
1,1,1-Trichloroethane	5	< 5.0	< 1.0
1,1,2,2-Tetrachloroethane	5	< 5.0	< 1.0
1,1,2-Trichloroethane	1	< 5.0	< 1.0
1,1-Dichloroethane	5	< 5.0	< 1.0
1,1-Dichloroethene	5	< 5.0	< 1.0
1,2-Dichloroethane	0.6	< 5.0	< 1.0
1,2-Dichloropropane	1	< 5.0	< 1.0
2-Butanone	NE	< 50	< 10 J
2-Hexanone	50	< 50	< 5.0 J
4-methyl-2-pentanone	50	< 50	< 5.0
Acetone	NE	< 50	< 10 J
Benzene	1	< 0.70	< 1.0
Bromodichloromethane	50	< 5.0	< 1.0
Bromoform	50	< 5.0	< 4.0
Bromomethane	5	< 5.0	< 2.0
Carbon Disulfide	60	< 5.0	< 2.0
Carbon tetrachloride	5	< 5.0	< 1.0
Chlorobenzene	5	< 5.0	< 1.0
Chlorodifluoromethane (Freon 22)	NE	2.5 J	< 5.0
Chloroethane	5	< 5.0	< 1.0
Chloroform	7	0.29 J	0.25 J
Chloromethane	5	< 5.0	< 1.0
cis-1,2-dichloroethene	5	< 5.0	< 1.0
cis-1,3-dichloropropene	0.4	< 5.0	< 1.0
Dibromochloromethane	50	< 5.0	< 1.0
Dichlorodifluoromethane (Freon 12)	5	< 5.0	< 5.0
Ethylbenzene	5	< 5.0	< 1.0
Methyl tert-Butyl Ether	5	0.22 J	< 1.0
Methylene Chloride	5	< 5.0	< 2.0
Styrene	5	< 5.0	< 5.0
Tetrachloroethene	5	< 5.0	< 1.0
Toluene	5	< 5.0	< 1.0
trans-1,2-dichloroethene	5	< 5.0	< 1.0
trans-1,3-dichloropropene	0.4	< 5.0	< 1.0
Trichloroethene	5	< 5.0	< 1.0
Trichlorotrifluoroethane (Freon 113)	5	< 5.0	< 5.0
Vinyl Chloride	2	< 2.0	< 1.0
Xylene-o	5	< 5.0	< 1.0
Xylenes - m,p	5	< 5.0	< 1.0
Total VOCs ⁽³⁾		3.0	0.25
Project VOCs ⁽⁴⁾		0	0

See notes on last page.

Table 12. Concentrations of Volatile Organic Compounds in Groundwater Samples Collected from Monitoring Wells, Bethpage Park Groundwater Containment System, Operable Unit 3 (Former Grumman Settling Ponds), Bethpage, New York. ^(1,2)

Constituent in ug/L	Sample Location:	MW-200-1	MW-200-1	MW-200-1	MW-200-1	MW-200-1
	Sample Date:	4/29/2009	12/2/2009	10/5/2010	11/3/2011	10/4/2012
	NYSDEC					
	SCGs					
1,1,1-Trichloroethane	5	< 5	< 5	< 5	< 5	< 5
1,1,2,2-Tetrachloroethane	5	< 5	< 5	< 5	< 5	< 5
1,1,2-Trichloroethane	1	< 5	< 5	< 5	< 5	< 5
1,1-Dichloroethane	5	0.79 J	< 5	< 5	< 5	< 5
1,1-Dichloroethene	5	< 5	< 5	< 5	< 5	< 5
1,2-Dichloroethane	0.6	< 5	< 5	< 5	< 5	< 5
1,2-Dichloropropane	1	< 5	< 5	< 5	< 5	< 5
2-Butanone	NE	< 50	< 50	< 50	< 50	< 50
2-Hexanone	50	< 50	< 50	< 50	< 50	< 50
4-methyl-2-pentanone	50	< 50	< 50	< 50	< 50	< 50
Acetone	NE	< 50 B	< 50	< 50	< 50	< 50
Benzene	1	< 0.7	< 0.7	< 0.7	< 0.7	< 0.7
Bromodichloromethane	50	< 5	< 5	< 5	< 5	< 5
Bromoform	50	< 5	< 5	< 5	< 5	< 5
Bromomethane	5	< 5	R	< 5	< 5	< 5
Carbon Disulfide	60	< 5	< 5	< 5	< 5	< 5
Carbon tetrachloride	5	< 5	< 5	< 5	< 5	< 5
Chlorobenzene	5	< 5	< 5	< 5	< 5	< 5
Chlorodifluoromethane (Freon 22)	NE	< 5	< 5	< 5	< 5	< 5
Chloroethane	5	< 5	< 5	< 5	< 5	< 5
Chloroform	7	2.3 J	2.3 J	0.5 J	0.21 J	< 5
Chloromethane	5	< 5	R	< 5	< 5	< 5
cis-1,2-dichloroethene	5	38	5.7	3.5 J	11	1.5 J
cis-1,3-dichloropropene	0.4	< 5	< 5	< 5	< 5	< 5
Dibromochloromethane	50	< 5	< 5	< 5	< 5	< 5
Dichlorodifluoromethane (Freon 12)	5	< 5	< 5	< 5	< 5	< 5
Ethylbenzene	5	< 5	< 5	< 5	< 5	< 5
Methyl tert-Butyl Ether	5	--	--	< 5	< 5	< 5
Methylene Chloride	5	< 5	< 5	< 5	< 5	< 5
Styrene	5	< 5	< 5	< 5	< 5	< 5
Tetrachloroethene	5	0.54 J	< 5	< 5	0.43 J	< 5
Toluene	5	< 5	< 5	< 5	< 5	< 5
trans-1,2-dichloroethene	5	0.3 J	< 5	< 5	< 5	< 5
trans-1,3-dichloropropene	0.4	< 5	< 5	< 5	< 5	< 5
Trichloroethene	5	34	12	7	20	3.8 J
Trichlorotrifluoroethane (Freon 113)	5	< 5	< 5	< 5	< 5	< 5
Vinyl Chloride	2	< 2	< 2	< 2	< 2	< 2
Xylene-o	5	< 5	< 5	< 5	< 5	< 5
Xylenes - m,p	5	< 5	< 5	< 5	< 5	< 5
Total VOCs ⁽³⁾		76	20	11	32	5.3
Project VOCs ⁽⁴⁾		74	18	11	31	5.3

See notes on last page.

Table 12. Concentrations of Volatile Organic Compounds in Groundwater Samples Collected from Monitoring Wells, Bethpage Park Groundwater Containment System, Operable Unit 3 (Former Grumman Settling Ponds), Bethpage, New York. ^(1,2)

Constituent in ug/L	Sample Location:	MW-200-1	MW-200-1
	Sample Date:	5/31/2013	11/18/2014
	NYSDEC		
	<u>SCGs</u>		
1,1,1-Trichloroethane	5	< 5.0	< 1.0
1,1,2,2-Tetrachloroethane	5	< 5.0	< 1.0
1,1,2-Trichloroethane	1	< 5.0	< 1.0
1,1-Dichloroethane	5	< 5.0	< 1.0
1,1-Dichloroethene	5	< 5.0	< 1.0
1,2-Dichloroethane	0.6	< 5.0	< 1.0
1,2-Dichloropropane	1	< 5.0	< 1.0
2-Butanone	NE	< 50	< 10
2-Hexanone	50	< 50	< 5.0
4-methyl-2-pentanone	50	< 50	< 5.0
Acetone	NE	< 50	< 10
Benzene	1	< 0.70	< 1.0
Bromodichloromethane	50	< 5.0	< 1.0
Bromoform	50	< 5.0	< 4.0
Bromomethane	5	< 5.0	< 2.0
Carbon Disulfide	60	< 5.0	< 2.0
Carbon tetrachloride	5	< 5.0	< 1.0
Chlorobenzene	5	< 5.0	< 1.0
Chlorodifluoromethane (Freon 22)	NE	< 5.0	< 5.0
Chloroethane	5	< 5.0	< 1.0
Chloroform	7	< 5.0	< 1.0
Chloromethane	5	< 5.0	< 1.0
cis-1,2-dichloroethene	5	0.41 J	< 1.0
cis-1,3-dichloropropene	0.4	< 5.0	< 1.0
Dibromochloromethane	50	< 5.0	< 1.0
Dichlorodifluoromethane (Freon 12)	5	< 5.0	< 5.0
Ethylbenzene	5	< 5.0	< 1.0
Methyl tert-Butyl Ether	5	< 5.0	< 1.0
Methylene Chloride	5	< 5.0	< 2.0
Styrene	5	< 5.0	< 5.0
Tetrachloroethene	5	< 5.0	< 1.0
Toluene	5	< 5.0	< 1.0
trans-1,2-dichloroethene	5	< 5.0	< 1.0
trans-1,3-dichloropropene	0.4	< 5.0	< 1.0
Trichloroethene	5	1.3 J	< 1.0
Trichlorotrifluoroethane (Freon 113)	5	< 5.0	< 5.0
Vinyl Chloride	2	< 2.0	< 1.0
Xylene-o	5	< 5.0	< 1.0
Xylenes - m,p	5	< 5.0	< 1.0
Total VOCs ⁽³⁾		1.7	0
Project VOCs ⁽⁴⁾		1.7	0

See notes on last page.

Table 12. Concentrations of Volatile Organic Compounds in Groundwater Samples Collected from Monitoring Wells, Bethpage Park Groundwater Containment System, Operable Unit 3 (Former Grumman Settling Ponds), Bethpage, New York. ^(1,2)

Constituent in ug/L	Sample Location:	MW-201-1	MW-201-1	MW-201-1	MW-201-1	MW-201-1
	Sample Date:	5/1/2009	12/2/2009	10/5/2010	11/3/2011	10/4/2012
NYSDEC						
SCGs						
1,1,1-Trichloroethane	5	5.5 J	3.3 J	< 50	< 5	< 5
1,1,2,2-Tetrachloroethane	5	< 25	< 50	< 50	< 5	< 5
1,1,2-Trichloroethane	1	< 25	< 50	< 50	< 5	< 5
1,1-Dichloroethane	5	10 J	9 J	14 J	0.51 J	1.2 J
1,1-Dichloroethene	5	7.9 J	8.1 J	6.9 J	0.21 J	0.65 J
1,2-Dichloroethane	0.6	< 25	< 50	< 50	< 5	< 5
1,2-Dichloropropane	1	< 25	< 50	< 50	< 5	< 5
2-Butanone	NE	< 250	< 500	< 500	< 50	< 50
2-Hexanone	50	< 250	< 500	< 500	< 50	< 50
4-methyl-2-pentanone	50	< 250	< 500	< 500	< 50	< 50
Acetone	NE	< 250 B	< 500	< 500	< 50	< 50
Benzene	1	< 3.5	< 7	< 7	< 0.7	< 0.7
Bromodichloromethane	50	< 25	< 50	< 50	< 5	< 5
Bromoform	50	< 25	< 50	< 50	< 5	< 5
Bromomethane	5	< 25	< 50	< 50	< 5	< 5
Carbon Disulfide	60	< 25	< 50	< 50	< 5	< 5
Carbon tetrachloride	5	< 25	< 50	< 50	< 5	< 5
Chlorobenzene	5	< 25	< 50	< 50	< 5	< 5
Chlorodifluoromethane (Freon 22)	NE	< 25	< 50	< 50	< 5	< 5
Chloroethane	5	< 25	< 50	< 50	< 5	< 5
Chloroform	7	< 25	< 50	4.2 J	3.2 J	2.9 J
Chloromethane	5	< 25	R	< 50	< 5	< 5
cis-1,2-dichloroethene	5	970 D	1300	3900 D	61	180 D
cis-1,3-dichloropropene	0.4	< 25	< 50	< 50	< 5	< 5
Dibromochloromethane	50	< 25	< 50	< 50	< 5	< 5
Dichlorodifluoromethane (Freon 12)	5	< 25	< 50	< 50	< 5	< 5
Ethylbenzene	5	< 25	< 50	< 50	< 5	< 5
Methyl tert-Butyl Ether	5	--	--	<50	0.75 J	0.22 J
Methylene Chloride	5	< 25	< 50	< 50	< 5	< 5
Styrene	5	< 25	< 50	< 50	< 5	< 5
Tetrachloroethene	5	< 25	< 50	< 50	0.24 J	0.24 J
Toluene	5	< 25	< 50	< 50	< 5 J	< 5
trans-1,2-dichloroethene	5	2.7 J	3.5 J	6.7 J	< 5	0.59 J
trans-1,3-dichloropropene	0.4	< 25	< 50	< 50	< 5	< 5
Trichloroethene	5	160	230	72	20	20
Trichlorotrifluoroethane (Freon 113)	5	< 25	< 50	< 50 U	< 5	< 5
Vinyl Chloride	2	< 10	38	820	< 2 U	13
Xylene-o	5	< 25	< 50	7.2 J	< 5	< 5
Xylenes - m,p	5	< 25	< 50	< 50	< 5	< 5
Total VOCs ⁽³⁾		1,200	1,600	4,800	86	220
Project VOCs ⁽⁴⁾		1,200	1,600	4,800	82	220

See notes on last page.

Table 12. Concentrations of Volatile Organic Compounds in Groundwater Samples Collected from Monitoring Wells, Bethpage Park Groundwater Containment System, Operable Unit 3 (Former Grumman Settling Ponds), Bethpage, New York. ^(1,2)

Constituent in ug/L	Sample Location:	MW-201-1	MW-201-1
	Sample Date:	5/31/2013	11/20/2014
	NYSDEC		
	<u>SCGs</u>		
1,1,1-Trichloroethane	5	< 5.0	< 1.0
1,1,2,2-Tetrachloroethane	5	< 5.0	< 1.0
1,1,2-Trichloroethane	1	< 5.0	< 1.0
1,1-Dichloroethane	5	< 5.0	< 1.0
1,1-Dichloroethene	5	< 5.0	< 1.0
1,2-Dichloroethane	0.6	< 5.0	< 1.0
1,2-Dichloropropane	1	< 5.0	< 1.0
2-Butanone	NE	< 50	< 10
2-Hexanone	50	< 50	< 5.0
4-methyl-2-pentanone	50	< 50	< 5.0
Acetone	NE	< 50	< 10
Benzene	1	< 0.70	< 1.0
Bromodichloromethane	50	< 5.0	< 1.0
Bromoform	50	< 5.0	< 4.0
Bromomethane	5	< 5.0	< 2.0
Carbon Disulfide	60	< 5.0	< 2.0
Carbon tetrachloride	5	< 5.0	< 1.0
Chlorobenzene	5	< 5.0	< 1.0
Chlorodifluoromethane (Freon 22)	NE	< 5.0	< 5.0
Chloroethane	5	< 5.0	< 1.0
Chloroform	7	0.49 J	< 1.0
Chloromethane	5	< 5.0	< 1.0
cis-1,2-dichloroethene	5	7.9	3.9
cis-1,3-dichloropropene	0.4	< 5.0	< 1.0
Dibromochloromethane	50	< 5.0	< 1.0
Dichlorodifluoromethane (Freon 12)	5	< 5.0	< 5.0
Ethylbenzene	5	< 5.0	< 1.0
Methyl tert-Butyl Ether	5	< 5.0	< 1.0
Methylene Chloride	5	< 5.0	< 2.0
Styrene	5	< 5.0	< 5.0
Tetrachloroethene	5	< 5.0	< 1.0
Toluene	5	< 5.0	< 1.0
trans-1,2-dichloroethene	5	< 5.0	< 1.0
trans-1,3-dichloropropene	0.4	< 5.0	< 1.0
Trichloroethene	5	13	6.3
Trichlorotrifluoroethane (Freon 113)	5	< 5.0	< 5.0
Vinyl Chloride	2	< 2.0	< 1.0
Xylene-o	5	< 5.0	< 1.0
Xylenes - m,p	5	< 5.0	< 1.0
Total VOCs ⁽³⁾		21	10
Project VOCs ⁽⁴⁾		21	10

See notes on last page.

Table 12. Concentrations of Volatile Organic Compounds in Groundwater Samples Collected from Monitoring Wells, Bethpage Park Groundwater Containment System, Operable Unit 3 (Former Grumman Settling Ponds), Bethpage, New York. ^(1,2)

Constituent in ug/L	Sample Location:	MW-202-1	MW-202-1	MW-202-1	MW-202-1	MW-202-1
	Sample Date:	5/1/2009	12/2/2009	10/6/2010	11/3/2011	10/4/2012
	NYSDEC					
	<u>SCGs</u>					
1,1,1-Trichloroethane	5	< 5	< 5	< 5	0.32 J	0.74 J
1,1,2,2-Tetrachloroethane	5	< 5	< 5	< 5	< 5	< 5
1,1,2-Trichloroethane	1	< 5	< 5	< 5	< 5	< 5
1,1-Dichloroethane	5	< 5	< 5	< 5	0.86 J	2.1 J
1,1-Dichloroethene	5	< 5	< 5	< 5	0.72 J	1.9 J
1,2-Dichloroethane	0.6	< 5	< 5	< 5	< 5	< 5
1,2-Dichloropropane	1	< 5	< 5	< 5	< 5	< 5
2-Butanone	NE	< 50	< 50	< 50	< 50	< 50
2-Hexanone	50	< 50	< 50	< 50	< 50	< 50
4-methyl-2-pentanone	50	< 50	< 50	< 50	< 50	< 50
Acetone	NE	< 50	< 50	< 50	< 50	< 50
Benzene	1	< 0.7	< 0.7	< 0.7	< 0.7	< 0.7
Bromodichloromethane	50	< 5	< 5	< 5	< 5	< 5
Bromoform	50	< 5	< 5	< 5	< 5	< 5
Bromomethane	5	< 5	< 5	< 5	< 5	< 5
Carbon Disulfide	60	< 5	< 5	< 5	< 5	< 5
Carbon tetrachloride	5	< 5	< 5	< 5	< 5	< 5
Chlorobenzene	5	< 5	< 5	< 5	< 5	< 5
Chlorodifluoromethane (Freon 22)	NE	< 5	< 5	0.61 J	0.21 J	< 5
Chloroethane	5	< 5	< 5	< 5	< 5	< 5
Chloroform	7	6.2	6.7	0.93 J	< 5	< 5
Chloromethane	5	< 5	< 5	< 5	< 5	< 5
cis-1,2-dichloroethene	5	0.64 J	0.58 J	< 5	< 5	0.4 J
cis-1,3-dichloropropene	0.4	< 5	< 5	< 5	< 5	< 5
Dibromochloromethane	50	< 5	< 5	< 5	< 5	< 5
Dichlorodifluoromethane (Freon 12)	5	< 5	< 5	< 5	< 5	< 5
Ethylbenzene	5	< 5	< 5	< 5	< 5	< 5
Methyl tert-Butyl Ether	5	--	--	< 5	0.37 J	< 5
Methylene Chloride	5	< 5	< 5	< 5	< 5	< 5
Styrene	5	< 5	< 5	< 5	< 5	< 5
Tetrachloroethene	5	< 5	< 5	0.48 J	0.92 J	1.7 J
Toluene	5	< 5	< 5	< 5	< 5	< 5
trans-1,2-dichloroethene	5	< 5	< 5	< 5	< 5	< 5
trans-1,3-dichloropropene	0.4	< 5	< 5	< 5	< 5	< 5
Trichloroethene	5	7.5	9.3	2.4 J	0.78 J	1.2 J
Trichlorotrifluoroethane (Freon 113)	5	< 5	< 5	0.43 J	0.44 J	0.76 J
Vinyl Chloride	2	< 2	< 2	< 2	< 2	< 2
Xylene-o	5	< 5	< 5	< 5	< 5	< 5
Xylenes - m,p	5	< 5	< 5	< 5	< 5	< 5
Total VOCs ⁽³⁾		14	17	4.9	4.6	8.8
Project VOCs ⁽⁴⁾		8.1	9.9	2.9	3.6	8.0

See notes on last page.

Table 12. Concentrations of Volatile Organic Compounds in Groundwater Samples Collected from Monitoring Wells, Bethpage Park Groundwater Containment System, Operable Unit 3 (Former Grumman Settling Ponds), Bethpage, New York. ^(1,2)

Constituent in ug/L	Sample Location:	MW-202-1	MW-202-1	MW-202-1 (REP)
	Sample Date:	5/30/2013	11/19/2014	11/19/2014
	NYSDEC			
	<u>SCGs</u>			
1,1,1-Trichloroethane	5	0.93 J	0.70 J	0.69 J
1,1,2,2-Tetrachloroethane	5	< 5.0	< 1.0	< 1.0
1,1,2-Trichloroethane	1	< 5.0	< 1.0	< 1.0
1,1-Dichloroethane	5	3.0 J	2.4	2.2
1,1-Dichloroethene	5	2.3 J	1.7	1.8
1,2-Dichloroethane	0.6	< 5.0	< 1.0	< 1.0
1,2-Dichloropropane	1	< 5.0	< 1.0	< 1.0
2-Butanone	NE	< 50	< 10	< 10
2-Hexanone	50	< 50	< 5.0	< 5.0
4-methyl-2-pentanone	50	< 50	< 5.0	< 5.0
Acetone	NE	< 50	< 10	< 10
Benzene	1	< 0.70	< 1.0	< 1.0
Bromodichloromethane	50	< 5.0	< 1.0	< 1.0
Bromoform	50	< 5.0	< 4.0	< 4.0
Bromomethane	5	< 5.0	< 2.0	< 2.0
Carbon Disulfide	60	< 5.0	< 2.0	< 2.0
Carbon tetrachloride	5	< 5.0	< 1.0	< 1.0
Chlorobenzene	5	< 5.0	< 1.0	< 1.0
Chlorodifluoromethane (Freon 22)	NE	< 5.0	< 5.0	< 5.0
Chloroethane	5	< 5.0	< 1.0	< 1.0
Chloroform	7	< 5.0	< 1.0	< 1.0
Chloromethane	5	< 5.0	< 1.0	< 1.0
cis-1,2-dichloroethene	5	0.63 J	1.1	1.0
cis-1,3-dichloropropene	0.4	< 5.0	< 1.0	< 1.0
Dibromochloromethane	50	< 5.0	< 1.0	< 1.0
Dichlorodifluoromethane (Freon 12)	5	< 5.0	< 5.0	< 5.0
Ethylbenzene	5	< 5.0	< 1.0	< 1.0
Methyl tert-Butyl Ether	5	< 5.0	< 1.0	< 1.0
Methylene Chloride	5	< 5.0	< 2.0	< 2.0
Styrene	5	< 5.0	< 5.0	< 5.0
Tetrachloroethene	5	2.8 J	2.3	2.4
Toluene	5	< 5.0	< 1.0	< 1.0
trans-1,2-dichloroethene	5	< 5.0	< 1.0	< 1.0
trans-1,3-dichloropropene	0.4	< 5.0	< 1.0	< 1.0
Trichloroethene	5	1.6 J	2.1	2.0
Trichlorotrifluoroethane (Freon 113)	5	1.4 J	1.8 J	1.8 J
Vinyl Chloride	2	< 2.0	< 1.0	< 1.0
Xylene-o	5	< 5.0	< 1.0	< 1.0
Xylenes - m,p	5	< 5.0	< 1.0	< 1.0
Total VOCs ⁽³⁾		13	12	12
Project VOCs ⁽⁴⁾		11	10	10

See notes on last page.

Table 12. Concentrations of Volatile Organic Compounds in Groundwater Samples Collected from Monitoring Wells, Bethpage Park Groundwater Containment System, Operable Unit 3 (Former Grumman Settling Ponds), Bethpage, New York. ^(1,2)

Constituent in ug/L	Sample Location:	MW-203-1	MW-203-1	MW-203-1	MW-203-1	MW-203-1
	Sample Date:	5/1/2009	12/2/2009	10/5/2010	11/1/2011	10/3/2012
NYSDEC						
<u>SCGs</u>						
1,1,1-Trichloroethane	5	< 5	< 5	< 5	< 5	0.26 J
1,1,2,2-Tetrachloroethane	5	< 5	< 5	< 5	< 5	< 5
1,1,2-Trichloroethane	1	< 5	< 5	< 5	< 5	< 5
1,1-Dichloroethane	5	< 5	< 5	< 5	0.32 J	1 J
1,1-Dichloroethene	5	< 5	< 5	< 5	< 5	0.44 J
1,2-Dichloroethane	0.6	< 5	< 5	< 5	< 5	< 5
1,2-Dichloropropane	1	< 5	< 5	< 5	< 5	< 5
2-Butanone	NE	< 50	< 50	< 50	< 50	< 50
2-Hexanone	50	< 50	< 50	< 50	< 50	< 50
4-methyl-2-pentanone	50	< 50	< 50	< 50	< 50	< 50
Acetone	NE	< 50 B	< 50	< 50 B	< 50	< 50
Benzene	1	< 0.7	< 0.7	< 0.7	< 0.7	< 0.7
Bromodichloromethane	50	< 5	< 5	< 5	< 5	< 5
Bromoform	50	< 5	< 5	< 5	< 5	< 5
Bromomethane	5	< 5	< 5	< 5	< 5	< 5
Carbon Disulfide	60	< 5	< 5	< 5	< 5	< 5
Carbon tetrachloride	5	< 5	< 5	< 5	< 5	< 5
Chlorobenzene	5	< 5	< 5	< 5	< 5	< 5
Chlorodifluoromethane (Freon 22)	NE	73	17	29	8.9	3.6 J
Chloroethane	5	< 5	< 5	< 5	< 5	< 5
Chloroform	7	7.9	2.6 J	1.5 J	0.68 J	0.36 J
Chloromethane	5	< 5	< 5	< 5	< 5	< 5
cis-1,2-dichloroethene	5	1.6 J	0.83 J	0.97 J	1.4 J	0.62 J
cis-1,3-dichloropropene	0.4	< 5	< 5	< 5	< 5	< 5
Dibromochloromethane	50	< 5	< 5	< 5	< 5	< 5
Dichlorodifluoromethane (Freon 12)	5	< 5	< 5	< 5	< 5	< 5
Ethylbenzene	5	< 5	< 5	< 5	< 5	< 5
Methyl tert-Butyl Ether	5	--	--	0.88 J	0.41 J	0.21 J
Methylene Chloride	5	< 5	< 5	< 5	< 5	< 5
Styrene	5	< 5	< 5	< 5	< 5	< 5
Tetrachloroethene	5	< 5	< 5	< 5	0.35 J	0.59 J
Toluene	5	< 5	< 5	< 5	< 5	< 5
trans-1,2-dichloroethene	5	< 5	< 5	< 5	< 5	< 5
trans-1,3-dichloropropene	0.4	< 5	< 5	< 5	< 5	< 5
Trichloroethene	5	1.3 J	0.7 J	1.6 J	2.9 J	1.8 J
Trichlorotrifluoroethane (Freon 113)	5	< 5	< 5	< 5	< 5	1.1 J
Vinyl Chloride	2	< 2	< 2	< 2	< 2	< 2
Xylene-o	5	< 5	< 5	< 5	< 5	< 5
Xylenes - m,p	5	< 5	< 5	< 5	< 5	< 5
Total VOCs ⁽³⁾		84	21	34	15	10
Project VOCs ⁽⁴⁾		2.9	1.5	2.6	5	4.7

See notes on last page.

Table 12. Concentrations of Volatile Organic Compounds in Groundwater Samples Collected from Monitoring Wells, Bethpage Park Groundwater Containment System, Operable Unit 3 (Former Grumman Settling Ponds), Bethpage, New York. ^(1,2)

Constituent in ug/L	Sample Location:	MW-203-1 (REP)	MW-203-1	MW-203-1
	Sample Date:	5/31/2013	5/31/2013	11/19/2014
	NYSDEC			
	<u>SCGs</u>			
1,1,1-Trichloroethane	5	< 5.0	0.25 J	< 1.0
1,1,2,2-Tetrachloroethane	5	< 5.0	< 5.0	< 1.0
1,1,2-Trichloroethane	1	< 5.0	< 5.0	< 1.0
1,1-Dichloroethane	5	0.98 J	1.1 J	0.60 J
1,1-Dichloroethene	5	0.47 J	0.46 J	< 1.0
1,2-Dichloroethane	0.6	< 5.0	< 5.0	< 1.0
1,2-Dichloropropane	1	< 5.0	< 5.0	< 1.0
2-Butanone	NE	< 50	< 50	< 10
2-Hexanone	50	< 50	< 50	< 5.0
4-methyl-2-pentanone	50	< 50	< 50	< 5.0
Acetone	NE	< 50	< 50	< 10
Benzene	1	< 0.70	< 0.70	< 1.0
Bromodichloromethane	50	< 5.0	< 5.0	< 1.0
Bromoform	50	< 5.0	< 5.0	< 4.0
Bromomethane	5	< 5.0	< 5.0	< 2.0
Carbon Disulfide	60	< 5.0	< 5.0	< 2.0
Carbon tetrachloride	5	< 5.0	< 5.0	< 1.0
Chlorobenzene	5	< 5.0	< 5.0	< 1.0
Chlorodifluoromethane (Freon 22)	NE	3.5 J	3.2 J	< 5.0
Chloroethane	5	< 5.0	< 5.0	< 1.0
Chloroform	7	0.28 J	0.27 J	0.34 J
Chloromethane	5	< 5.0	< 5.0	< 1.0
cis-1,2-dichloroethene	5	0.39 J	0.24 J	0.39 J
cis-1,3-dichloropropene	0.4	< 5.0	< 5.0	< 1.0
Dibromochloromethane	50	< 5.0	< 5.0	< 1.0
Dichlorodifluoromethane (Freon 12)	5	< 5.0	< 5.0	< 5.0
Ethylbenzene	5	< 5.0	< 5.0	< 1.0
Methyl tert-Butyl Ether	5	0.24 J	0.24 J	1.1
Methylene Chloride	5	< 5.0	< 5.0	< 2.0
Styrene	5	< 5.0	< 5.0	< 5.0
Tetrachloroethene	5	0.93 J	1.1 J	1.1
Toluene	5	< 5.0	< 5.0	< 1.0
trans-1,2-dichloroethene	5	< 5.0	< 5.0	< 1.0
trans-1,3-dichloropropene	0.4	< 5.0	< 5.0	< 1.0
Trichloroethene	5	2.5 J	2.7 J	3.2
Trichlorotrifluoroethane (Freon 113)	5	1.1 J	1.4 J	< 5.0
Vinyl Chloride	2	< 2.0	< 2.0	< 1.0
Xylene-o	5	< 5.0	< 5.0	< 1.0
Xylenes - m,p	5	< 5.0	< 5.0	< 1.0
Total VOCs ⁽³⁾		10	11	6.7
Project VOCs ⁽⁴⁾		5.3	5.9	5.2

See notes on last page.

Table 12. Concentrations of Volatile Organic Compounds in Groundwater Samples Collected from Monitoring Wells, Bethpage Park Groundwater Containment System, Operable Unit 3 (Former Grumman Settling Ponds), Bethpage, New York. ^(1,2)

Notes and Abbreviations:

- (1) Results validated following protocols specified in Sampling and Analysis Plan in the December 2009 DRAFT OM&M Manual (ARCADIS 2009).
- (2) Samples analyzed for the TCL VOCs using NYSDEC ASP 2005 Method OLM4.3 (prior to November 2014) and per USEPA Method 9260C (after November 2014).
- (3) "Total VOCs" represents the sum of individual concentrations of the VOCs detected. TVOCs were rounded to two significant figures
- (4) "Project VOCs" represents the sum of individual compound concentrations of 1,1,1-Trichloroethane; 1,1-Dichloroethane; 1,2-Dichloroethane; 1,1-Dichloroethene; Tetrachloroethene; Trichloroethene; Vinyl Chloride; cis-1,2-Dichloroethene; trans-1,2-Dichloroethene; Benzene; Toluene; and Xylenes-o,m, and p.

Indicates an exceedance of an SCG.

Bold value indicates a detection.

NYSDEC	New York State Department of Environmental Conservation.
TCL	Target compound list.
VOC	Volatile Organic Compound.
ASP	Analytical services protocol.
SCGs	Standards, criteria, and guidance values.
ug/L	Micrograms per liter.
USEPA	United State Environmental Protection Agency.
NE	Not established.
E	Concentration for the constituent exceeded the calibration range.
J	Value is estimated.
D	Constituent identified from secondary dilution.
R	Concentration for the constituent was rejected.
B	Compound detected in associated blank sample.
< 5	Compound not detected above its laboratory quantification limit.
REP	Field replicate QA/QC sample

Table 13. Concentrations of Metals in Groundwater Samples Collected from Monitoring Wells, Bethpage Park Groundwater Containment System, Operable Unit 3 (Former Grumman Settling Ponds), Bethpage, New York. ^(1,2)

Constituent in ug/L	Sample Location: B24MW-2	B24MW-3	BCPMW-1	BCPMW-2	BCPMW-3	BCPMW-4-1	BCPMW-4-1	BCPMW-4-1	
	Sample Date: 4/23/2009	4/20/2009	4/28/2009	4/28/2009	4/29/2009	4/17/2009	10/4/2010	10/28/2011	
	NYSDEC <u>SCGs</u>								
Cadmium, Total	5	< 5	< 5	< 5	< 5	< 5	< 5	< 5	
Cadmium, Dissolved	5	< 5	< 5	< 5	< 5	< 5	< 5	< 5	
Chromium, Total	50	40.3	28.2	20.8	< 10	< 10	22.7	43	25
Chromium, Dissolved	50	< 10	10.6	< 10	< 10	< 10	12.8	41	22
Iron (total)	300	--	597	--	< 100	2,080	103	--	--
Iron (dissolved)	300	--	< 100	--	< 100	1,760	< 100	--	--
Manganese (total)	300	--	16.9	--	12.7	51.4	11.2	--	--
Manganese (dissolved)	300	--	13.7	--	11.3	49.2	< 10	--	--

See notes on last page.

Table 13. Concentrations of Metals in Groundwater Samples Collected from Monitoring Wells, Bethpage Park Groundwater Containment System, Operable Unit 3 (Former Grumman Settling Ponds), Bethpage, New York. ^(1,2)

COMPOUND (ug/L)	Sample Location: BCPMW-4-1				Sample Location: BCPMW-4-2				
	Sample Date: 10/3/2012	10/4/2012	6/5/2013	11/17/2014	4/17/2009	10/7/2010	10/28/2011	10/3/2012	
	NYSDEC SCGs								
Cadmium (total)	5	< 5	--	< 5.0	< 3.0	< 5	< 5	< 5	< 5
Cadmium (dissolved)	5	--	< 5	< 5.0	< 3.0	< 5	--	< 5	--
Chromium (total)	50	32	--	16.1	24.7	10.6	< 10	< 10	< 10
Chromium (dissolved)	50	--	26	13.1	20.7	< 10	--	< 10	--
Iron (total)	300	--	--	--	--	4,630	--	--	--
Iron (dissolved)	300	--	--	--	--	4,080	--	--	--
Manganese (total)	300	--	--	--	--	228	--	--	--
Manganese (dissolved)	300	--	--	--	--	217	--	--	--

See notes on last page.

Table 13. Concentrations of Metals in Groundwater Samples Collected from Monitoring Wells, Bethpage Park Groundwater Containment System, Operable Unit 3 (Former Grumman Settling Ponds), Bethpage, New York. ^(1,2)

COMPOUND (ug/L)	Sample Location: BCPMW-4-2 BCPMW-4-2 BCPMW-4-2 BCPMW-4-3 BCPMW-4-3 BCPMW-4-3 BCPMW-4-3 BCPMW-4-3								
	Sample Date: 10/4/2012	6/5/2013	11/18/2014	4/17/2009	10/7/2010	10/28/2011	10/3/2012	10/4/2012	
	NYSDEC <u>SCGs</u>								
Cadmium (total)	5	--	< 5.0	< 3.0	< 5	< 5	< 5	< 5	--
Cadmium (dissolved)	5	< 5	< 5.0	< 3.0	< 5	< 5	< 5	--	< 5
Chromium (total)	50	--	< 10	4.1 B	< 10	< 10	< 10	< 10	--
Chromium (dissolved)	50	< 10	< 10	< 10	< 10	< 10	< 10	--	< 10
Iron (total)	300	--	--	--	< 100	--	--	--	--
Iron (dissolved)	300	--	--	--	< 100	--	--	--	--
Manganese (total)	300	--	--	--	< 10	--	--	--	--
Manganese (dissolved)	300	--	--	--	< 10	--	--	--	--

See notes on last page.

Table 13. Concentrations of Metals in Groundwater Samples Collected from Monitoring Wells, Bethpage Park Groundwater Containment System, Operable Unit 3 (Former Grumman Settling Ponds), Bethpage, New York. ^(1,2)

COMPOUND (ug/L)	Sample Location:	BCPMW-4-3 (REP)	BCPMW-4-3	BCPMW-4-3	BCPMW-5-1	BCPMW-6-1	BCPMW-6-1	BCPMW-6-1
	Sample Date:	6/5/2013	6/5/2013	11/17/2014	4/23/2009	4/20/2009	10/6/2010	10/31/2011
	NYSDEC <u>SCGs</u>							
Cadmium (total)	5	< 5.0	< 5.0	< 3.0	< 5	< 5	<5	< 5
Cadmium (dissolved)	5	< 5.0	< 5.0	< 3.0	< 5	< 5	<5	< 5
Chromium (total)	50	< 10	< 10	6.8 B	< 10	< 10	< 10	14
Chromium (dissolved)	50	< 10	< 10	3.7 B	< 10	< 10	<10	< 10
Iron (total)	300	--	--	--	7,420	< 100	--	--
Iron (dissolved)	300	--	--	--	6,370	< 100	--	--
Manganese (total)	300	--	--	--	145	< 10	--	--
Manganese (dissolved)	300	--	--	--	131	< 10	--	--

See notes on last page.

Table 13. Concentrations of Metals in Groundwater Samples Collected from Monitoring Wells, Bethpage Park Groundwater Containment System, Operable Unit 3 (Former Grumman Settling Ponds), Bethpage, New York. ^(1,2)

COMPOUND (ug/L)	Sample Location: BCPMW-6-1 BCPMW-6-1 BCPMW-6-1 BCPMW-6-1 BCPMW-6-2 BCPMW-6-2 BCPMW-6-2 BCPMW-6-2 BCPMW-6-2									
	Sample Date: 10/3/2012 10/4/2012 6/7/2013 11/11/2014 5/8/2009 10/6/2010 10/31/2011 10/3/2012 10/4/2012									
NYSDEC SCGs										
Cadmium (total)	5	< 5	--	< 5.0	< 3.0	< 5	<5	<5	< 5	--
Cadmium (dissolved)	5	--	< 5	< 5.0	< 3.0	< 5	<5	<5		< 5
Chromium (total)	50	< 10	--	< 10	11.6	10.3	<10	<10	< 10	--
Chromium (dissolved)	50	--	< 10	< 10	< 10 B	< 10	<10	<10		< 10
Iron (total)	300	--	--	--	--	--	--	--	--	--
Iron (dissolved)	300	--	--	--	--	--	--	--	--	--
Manganese (total)	300	--	--	--	--	--	--	--	--	--
Manganese (dissolved)	300	--	--	--	--	--	--	--	--	--

See notes on last page.

Table 13. Concentrations of Metals in Groundwater Samples Collected from Monitoring Wells, Bethpage Park Groundwater Containment System, Operable Unit 3 (Former Grumman Settling Ponds), Bethpage, New York. ^(1,2)

COMPOUND (ug/L)	Sample Location: BCPMW-6-2		BCPMW-6-2	BCPMW-7-1	BCPMW-7-1	BCPMW-7-1	BCPMW-7-1	BCPMW-7-1	BCPMW-7-1
	Sample Date:	6/5/2013	11/11/2014	4/20/2009	10/7/2010	11/1/2011	10/4/2012	6/7/2013	11/18/2014
	NYSDEC <u>SCGs</u>								
Cadmium (total)	5	< 5.0	< 3.0	< 5	< 5	< 5	< 5	< 5.0	< 3.0
Cadmium (dissolved)	5	< 5.0	< 3.0	< 5	< 5	< 5	< 5	< 5.0	< 3.0
Chromium (total)	50	< 10	13.9	< 10	< 10	< 10	< 10	< 10	5.1 B
Chromium (dissolved)	50	< 10	< 10 B	< 10	< 10	< 10	< 10	< 10	0.90 B
Iron (total)	300	--	--	< 100	--	--	--	--	--
Iron (dissolved)	300	--	--	< 100	--	--	--	--	--
Manganese (total)	300	--	--	106	--	--	--	--	--
Manganese (dissolved)	300	--	--	94.8	--	--	--	--	--

See notes on last page.

Table 13. Concentrations of Metals in Groundwater Samples Collected from Monitoring Wells, Bethpage Park Groundwater Containment System, Operable Unit 3 (Former Grumman Settling Ponds), Bethpage, New York. ^(1,2)

COMPOUND (ug/L)	Sample Location: MW-200-1 MW-200-1 MW-200-1 MW-200-1 ⁽³⁾ MW-200-1 MW-200-1 MW-200-1 MW-201-1 MW-201-1 MW-201-1										
	Sample Date: 4/29/2009 10/5/2010 11/3/2011 10/4/2012 4/15/2013 5/31/2013 11/18/2014 5/1/2009 10/5/2010 11/3/2011										
NYSDEC SCGs											
Cadmium (total)	5	< 5	< 5	< 5	< 5	--	< 5	< 3.0	< 5	< 5	< 5
Cadmium (dissolved)	5	< 5	< 5	< 5	< 5	--	< 5	< 3.0	< 5	< 5	< 5
Chromium (total)	50	< 10	14	48	1,130	86	15.7	96.7	< 10	< 10	< 10
Chromium (dissolved)	50	< 10	< 10	13	320	21	< 10	19	< 10	< 10	< 10
Iron (total)	300	--	--	--	--	--	--	--	--	--	--
Iron (dissolved)	300	--	--	--	--	--	--	--	--	--	--
Manganese (total)	300	--	--	--	--	--	--	--	--	--	--
Manganese (dissolved)	300	--	--	--	--	--	--	--	--	--	--

See notes on last page.

Table 13. Concentrations of Metals in Groundwater Samples Collected from Monitoring Wells, Bethpage Park Groundwater Containment System, Operable Unit 3 (Former Grumman Settling Ponds), Bethpage, New York. ^(1,2)

COMPOUND (ug/L)	Sample Location: MW-201-1 ⁽³⁾ MW-201-1 MW-201-1 MW-201-1 MW-202-1 MW-202-1 MW-202-1 MW-202-1 ⁽³⁾ MW-202-1 MW-202-1										
	Sample Date: 10/4/2012 4/16/2013 5/31/2013 11/20/2014 5/1/2009 10/6/2010 11/3/2011 10/4/2012 4/16/2013 5/30/2013										
NYSDEC SCGs											
Cadmium (total)	5	< 5	--	< 5	< 3.0	< 5	< 5	< 5	< 5	--	< 5
Cadmium (dissolved)	5	< 5	--	< 5	< 3.0	< 5	< 5	< 5	< 5	--	< 5
Chromium (total)	50	159	28	< 10	6.7 B	16.5	15	23	263 J	19	34.3
Chromium (dissolved)	50	42	17	< 10	1.7 B	< 10	<10	< 10	22	<10	< 10
Iron (total)	300	--	--	--	--	--	--	--	--	--	--
Iron (dissolved)	300	--	--	--	--	--	--	--	--	--	--
Manganese (total)	300	--	--	--	--	--	--	--	--	--	--
Manganese (dissolved)	300	--	--	--	--	--	--	--	--	--	--

See notes on last page.

Table 13. Concentrations of Metals in Groundwater Samples Collected from Monitoring Wells, Bethpage Park Groundwater Containment System, Operable Unit 3 (Former Grumman Settling Ponds), Bethpage, New York. ^(1,2)

COMPOUND (ug/L)	Sample Location: MW-202-1(REP) MW-202-1		MW-203-1	MW-203-1	MW-203-1	MW-203-1 ⁽³⁾	MW-203-1	MW-203-1	
	Sample Date: 11/19/2014 11/19/2014		5/1/2009	10/5/2010	11/1/2011	10/3/2012	10/4/2012	4/16/2013	
	NYSDEC <u>SCGs</u>								
Cadmium (total)	5	< 3.0 U	< 3.0	< 5	< 5	< 5	< 5	--	--
Cadmium (dissolved)	5	< 3.0 U	< 3.0	< 5	< 5	< 5	--	< 5	--
Chromium (total)	50	83.8	74.3	31.5	31	37	1,600	--	155
Chromium (dissolved)	50	2.3 B	2.7 B	< 10	< 10	< 10	--	84	<10
Iron (total)	300	--	--	--	--	--	--	--	--
Iron (dissolved)	300	--	--	--	--	--	--	--	--
Manganese (total)	300	--	--	--	--	--	--	--	--
Manganese (dissolved)	300	--	--	--	--	--	--	--	--

See notes on last page.

Table 13. Concentrations of Metals in Groundwater Samples Collected from Monitoring Wells, Bethpage Park Groundwater Containment System, Operable Unit 3 (Former Grumman Settling Ponds), Bethpage, New York. ^(1,2)

COMPOUND (ug/L)	Sample Location: MW-203-1(REP) MW-203-1 MW-203-1			
	Sample Date: 5/31/2013 5/31/2013 11/19/2014			
	NYSDEC <u>SCGs</u>			
Cadmium (total)	5	< 5	< 5	< 3.0
Cadmium (dissolved)	5	< 5	< 5	< 3.0
Chromium (total)	50	38.2	29.5	22.9
Chromium (dissolved)	50	< 10	< 10	3.3 B
Iron (total)	300	--	--	--
Iron (dissolved)	300	--	--	--
Manganese (total)	300	--	--	--
Manganese (dissolved)	300	--	--	--

Notes:

- (1) Results validated following protocols specified in Sampling and Analysis Plan in the December 2009 DRAFT OM&M Manual (ARCADIS 2009).
- (2) Samples analyzed for the metals using EPA Method 6010.
- (3) Samples collected with HydraSleeve™ no purge method, all other samples collected by purge (3-Volume) method.

 Indicates an exceedance of an SCG.

Bold Indicates a detection.

RI/FS Remedial Investigation/Feasibility Study.

NYSDEC New York State Department of Environmental Conservation.

EPA Environmental Protection Agency

SCGs Standards, criteria, and guidance values.

ug/L Micrograms per liter.

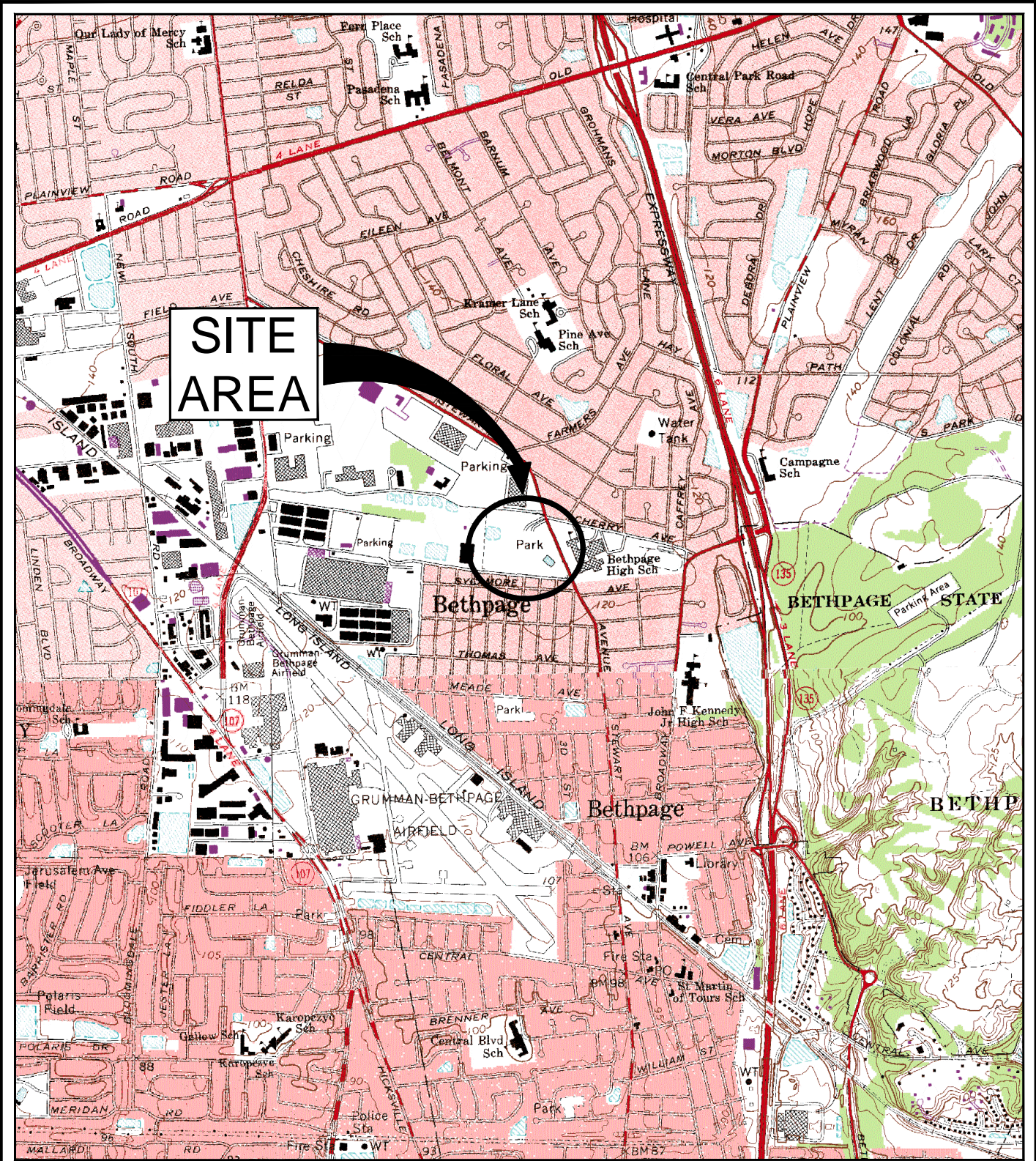
-- Not analyzed.

< 5 Compound not detected above its laboratory quantification limit.

B Compound detected in associated blank sample.

Figures

CITY:SYRACUSE,NY DIV:GROUP:ENV DB:A.SANCHEZ LD: PIC:(Op) TM:(Op) LVR:(Op)ON:"OFF"REF: G:\ENV\CAD\STRACUSE\ACT\1001496\0312\G\M\H\DO\3\NY1496.B01.dwg LAYOUT: BETHPAGE PARK SAV:ED: 3/27/2014 4:16 PM ACADVER: 18.18 (LMS TECH) PAGESETUP: PLOT:STY:LETABLE: PLOTTED: 3/27/2014 4:31 PM BY: SANCHEZ, ADRIAN



SOURCE: USGS 7.5 MIN. AMITYVILLE QUADRANGLE, AMITYVILLE, N.Y., 1994, FREEPORT QUADRANGLE, FREEPORT, N.Y., 1994, HICKSVILLE QUADRANGLE, HICKSVILLE, N.Y., 1967, PHOTOREVISED 1979, HUNTINGTON, N.Y., 1967, PHOTOREVISED 1979

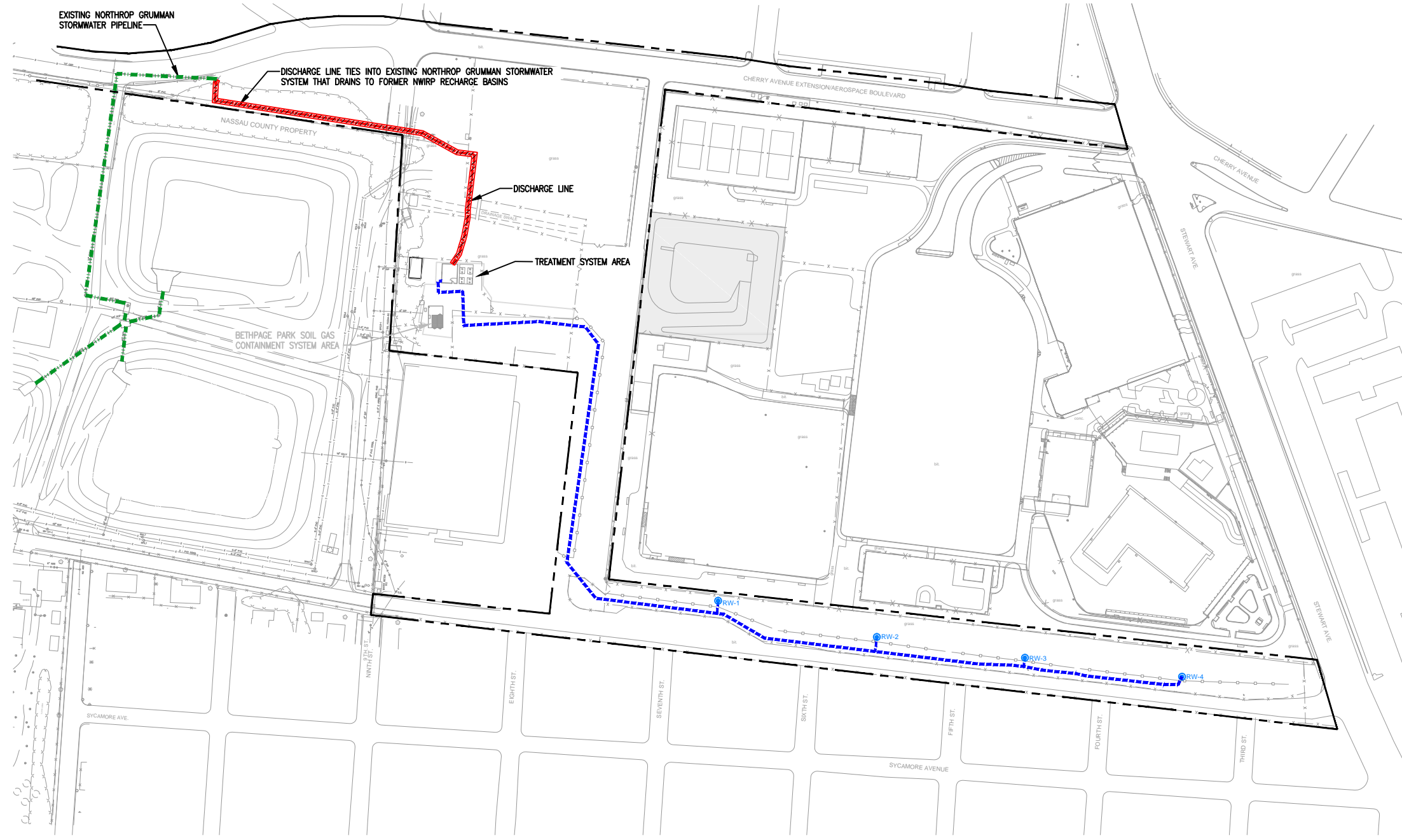


<p>BETHPAGE PARK GROUNDWATER CONTAINMENT SYSTEM OPERABLE UNIT 3 (FORMER GRUMMAN SETTLING PONDS) BETHPAGE, NEW YORK</p>	
<p>SITE LOCATION</p>	
	<p>FIGURE 1</p>

IMAGES: PROJECTNAME: AMITYVILLE.TIF FREEPORT.TIF HICKSVILLE.TIF HUNTINGTON.TIF

CITY:SYRACUSE-NY DIV:GROUP:ENV DBA:SANCHEZ LD:AS PIC:(Op) PM:(Rep) LVR:OPTION="OFF" REF: G:\ENV\CAD\SYRACUSE\ACT\NY001496\114\COMM\N1496B01.DWG LAYOUT: 2 SAVED: 11/4/2014 10:16 AM ACADVER: 18.1S (LMS TECH) PAGES: 21 PLOT: 11/4/2014 10:21 AM BY: SANCHEZ, ADRIAN

PROJECT NAME: ...
 XREFS: ...
 XI:496X00
 XI:496X01



- LEGEND:**
- NORTHROP GRUMMAN PROPERTY LINE
 - FENCE
 - BITUMINOUS PAVEMENT
 - INFLUENT PIPELINE AND ELECTRICAL CONDUITS
 - EFFLUENT PIPELINE
 - EXISTING NORTHROP GRUMMAN STORMWATER PIPELINE
 - REMEDIAL WELL
 - NAVAL WEAPONS INDUSTRIAL RESERVE PLANT (NOW OWNED BY NASSAU COUNTY)



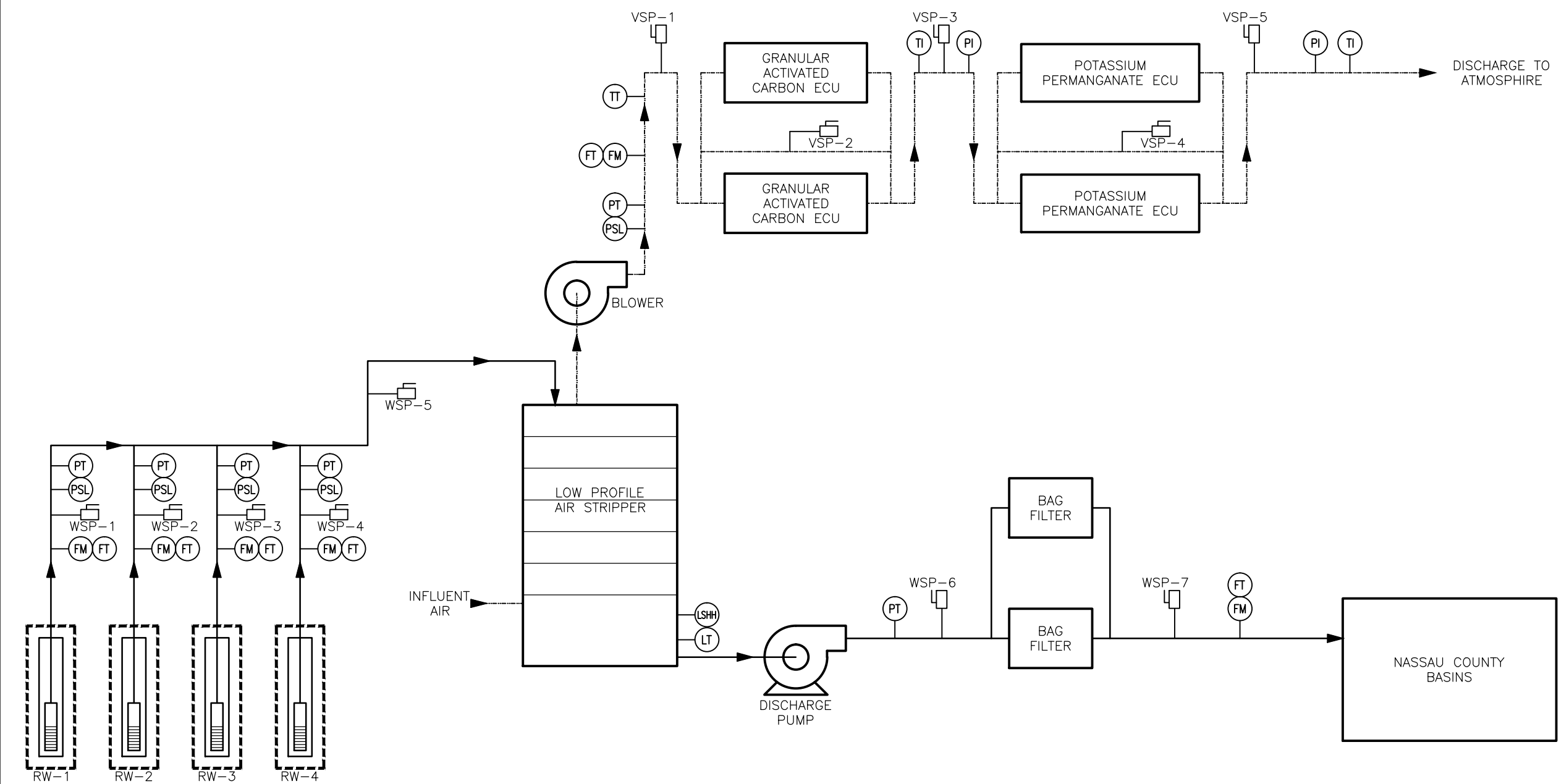
BETHPAGE PARK GROUNDWATER CONTAINMENT SYSTEM
 OPERABLE UNIT 3
 (FORMER GRUMMAN SETTLING PONDS)
 BETHPAGE, NEW YORK

**SITE AND
 GROUNDWATER CONTAINMENT SYSTEM**



FIGURE
2

CITY:SYRACUSE-NEW YORK DIV:GROUPE-NEW YORK DBA:SANANCHEZ LD:AS PIC:OPR PM:REF G:\ENV\CAD\SYRACUSE\ACT\NY0014961114\COMM\MINI1496D02.dwg LAYOUT: 3 SAVED: 11/4/2014 8:47 AM ACADVER: 18.15 (LMS TECH) PAGES: 11 PLOTSTYLE: PLT:FULL.CTB PLOTTED: 11/4/2014 10:19 AM BY: SANCHEZ, ADRIAN



- LEGEND:**
- PROCESS WATER
 - - - PROCESS AIR
 - ⊗ INSTRUMENT
 - SAMPLE PORT
 - ▶ FLOW DIRECTION
 - FM FLOW METER
 - FT FLOW RATE TRANSMITTER
 - PSL PRESSURE VACUUM LOW
 - PT PRESSURE TRANSMITTER
 - PI PRESSURE INDICATOR
 - LSHH LEVEL SWITCH HIGH HIGH
 - LT LEVEL TRANSMITTER
 - TT TEMPERATURE TRANSMITTER
 - TI TEMPERATURE INDICATOR
 - WSP WATER SAMPLE PORT
 - VSP VAPOR SAMPLE PORT
 - ECU EMISSION CONTROL UNIT

BETHPAGE PARK GROUNDWATER CONTAINMENT SYSTEM
OPERABLE UNIT 3
(FORMER GRUMMAN SETTLING PONDS)
BETHPAGE, NEW YORK

**GROUNDWATER TREATMENT SYSTEM
PROCESS SCHEMATIC AND
MONITORING LOCATIONS**



FIGURE
3


CITY (Rev. 0) DIVISION (Rev. 0) DE (Rev. 0) LD (Rev. 0) PC (Rev. 0) PM (Rev. 0) TR (Rev. 0) LVR (Rev. 0) OFF-REF
 G:\ENV\CAD\SRV\PROJECTS\ACT\100149811\100149811\100149811.dwg LAYOUT: 4 SAVE: 5/18/2015 4:32 PM ACADVER: 18.15 (LMS TECH) PAGES: 11 PLOT: 5/18/2015 4:38 PM BY: SANCHEZ, ADRIAN
 XREFS: IMAGES: PROJECTNAME:



EXPLANATION:

	NORTHROP GRUMMAN PROPERTY LINE
	FENCE
	BASIN
	BITUMINOUS PAVEMENT
	MONITORING WELL
	REMEDIAL WELL
	PIEZOMETER

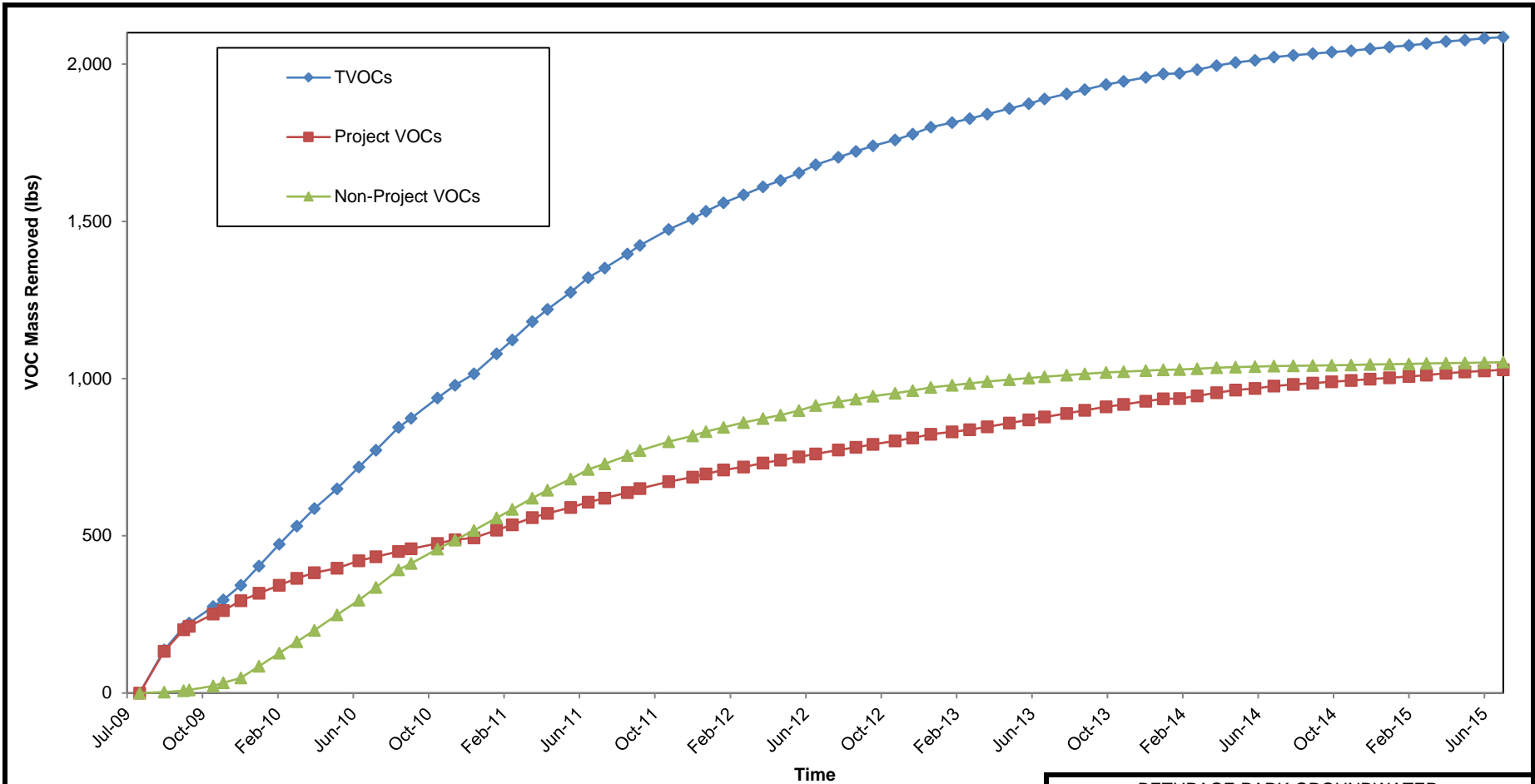
- NOTES:**
- MONITORING WELLS, REMEDIAL WELLS, AND PIEZOMETERS SURVEYED TO NORTH AMERICAN DATUM (NAD) 83.
 - PARK FEATURES SHOWN WERE PRESENT PRIOR TO TOWN OF OYSTER BAY REDEVELOPMENT IN 2005.



BETHPAGE PARK GROUNDWATER CONTAINMENT SYSTEM
 OPERABLE UNIT 3
 (FORMER GRUMMAN SETTLING PONDS)
 BETHPAGE, NEW YORK

**GROUNDWATER MONITORING NETWORK
 SITE PLAN**





Notes:

VOC = Volatile organic compound.

lbs = Pounds.

TVOCs = Sum of VOCs detected.

Project VOCs = Sum of 1,1,1-trichloroethane; 1,1-dichloroethane; 1,2-dichloroethane; 1,1-dichloroethene; tetrachloroethene; trichloroethene; vinyl chloride; cis-1,2-dichloroethene; trans-1,2-dichloroethene; benzene; toluene; and total xylenes.

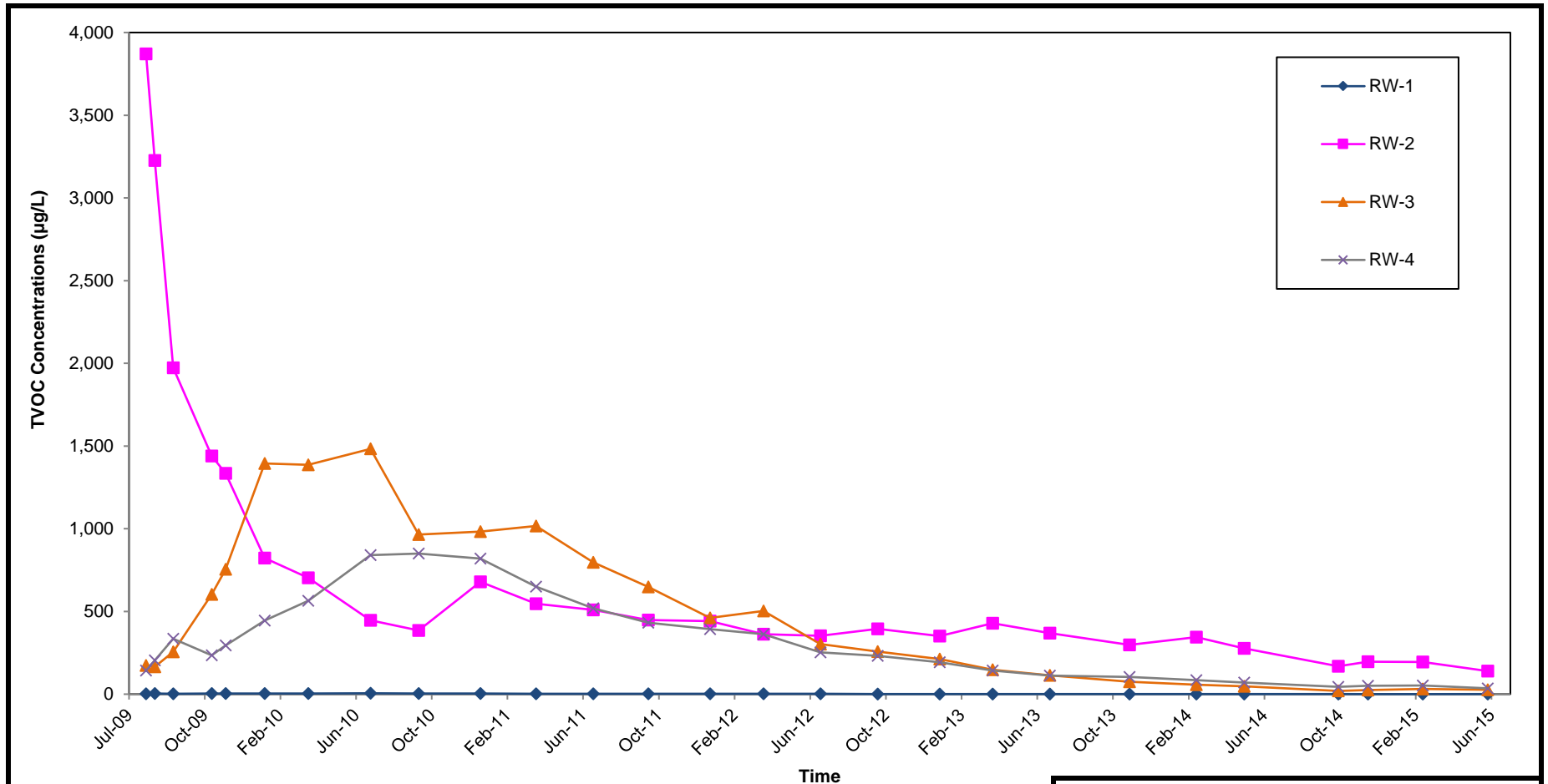
Non-Project VOCs = Sum of VOCs that are not Project VOCs.

BETHPAGE PARK GROUNDWATER
 CONTAINMENT SYSTEM, OPERABLE UNIT 3
 (FORMER GRUMMAN SETTLING PONDS)
 BETHPAGE, NEW YORK

**CUMULATIVE TOTAL, PROJECT,
 AND NON-PROJECT VOC MASS
 REMOVED THROUGH
 JUNE 2015**



FIGURE
5



Notes:

VOC = Volatile organic compound.

µg/L = Micrograms per liter.

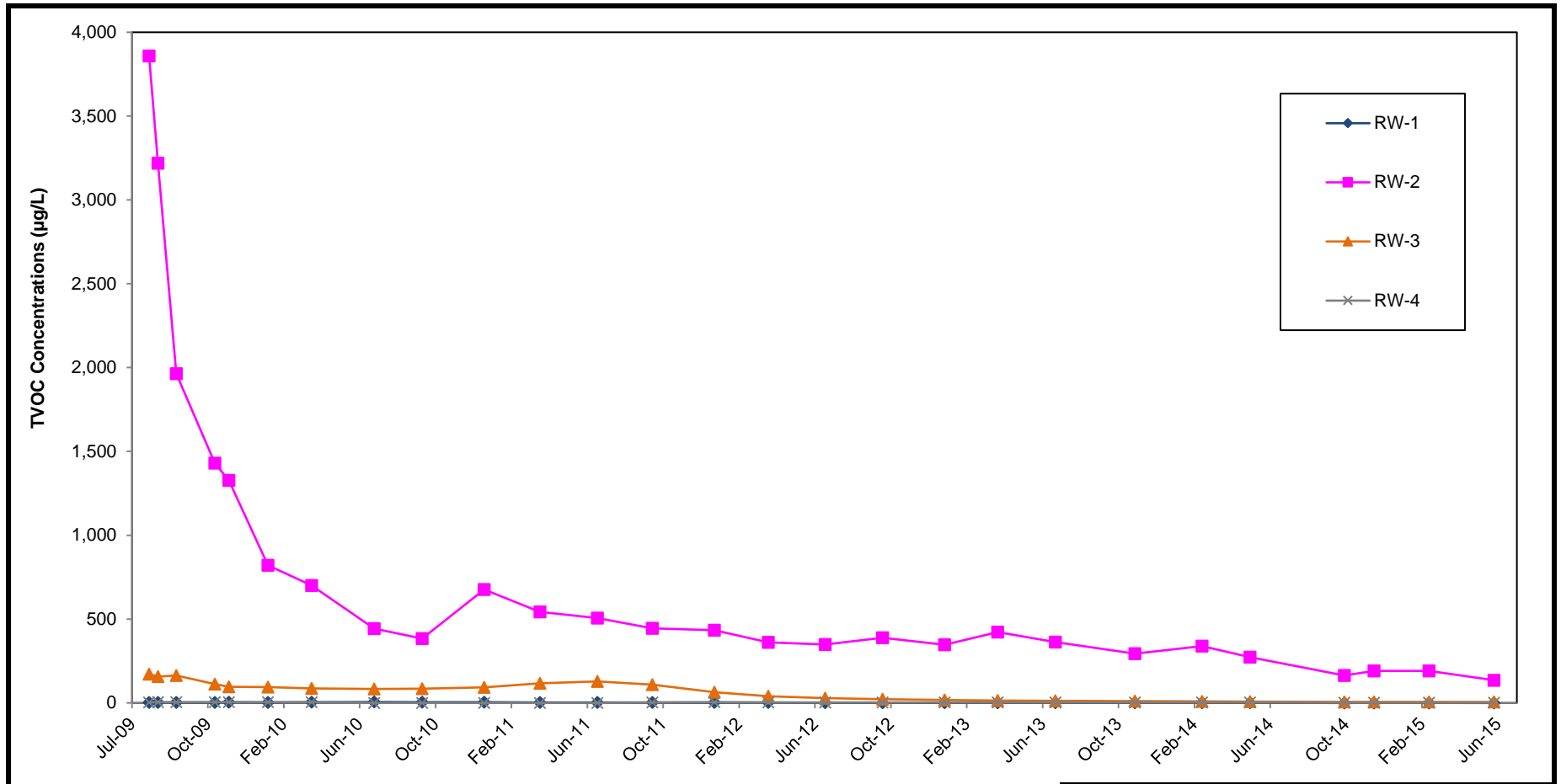
TVOCs = Sum of VOCs detected.

BETHPAGE PARK GROUNDWATER
CONTAINMENT SYSTEM, OPERABLE UNIT 3
(FORMER GRUMMAN SETTLING PONDS)
BETHPAGE, NEW YORK

**REMEDIAL WELL TVOC
CONCENTRATIONS THROUGH
JUNE 2015**



FIGURE
6A



Notes:

VOC = Volatile organic compound.

µg/L = Micrograms per liter.

TVOCs = Sum of VOCs detected.

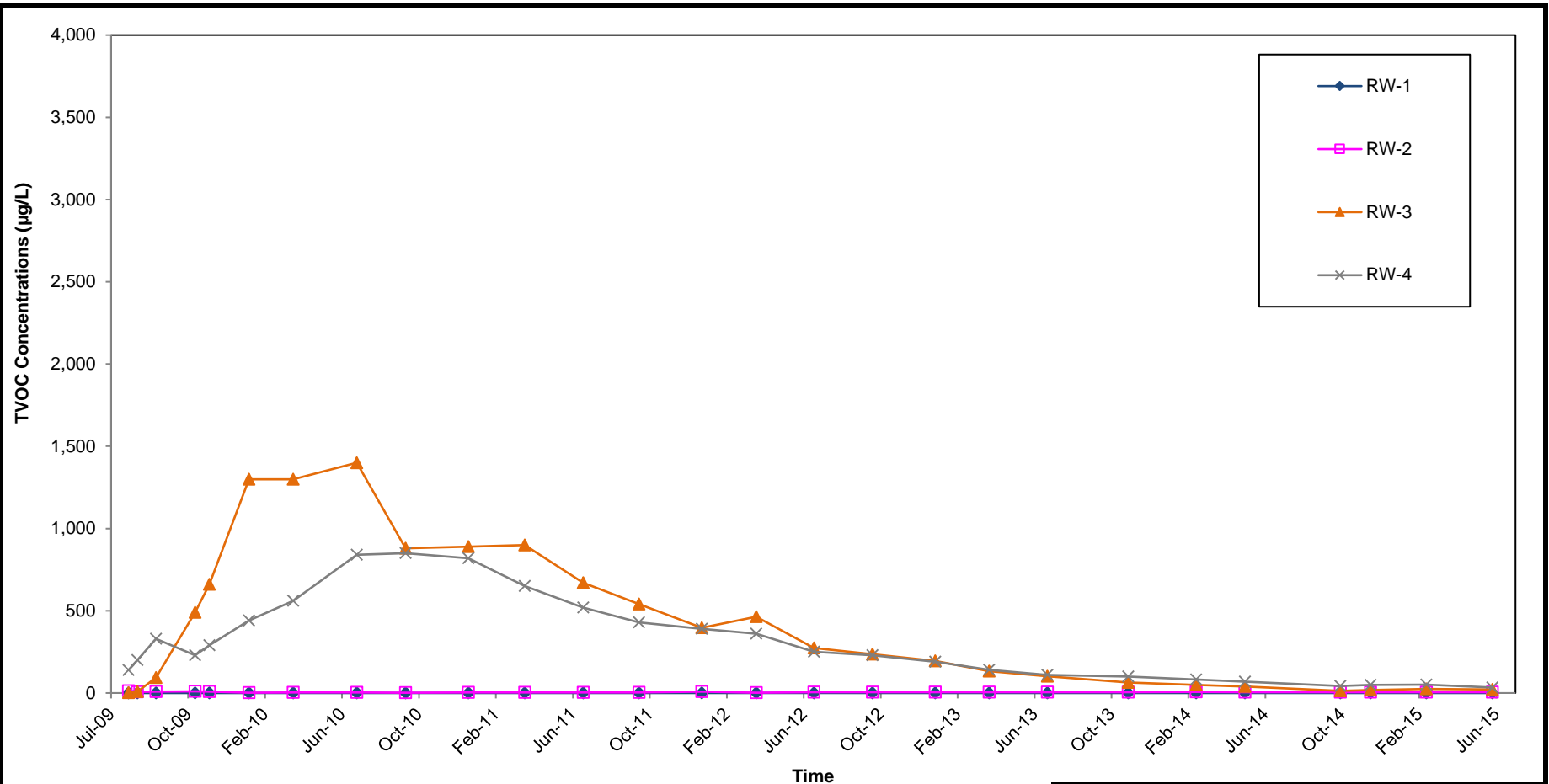
Project VOCs = Sum of 1,1,1-trichloroethane; 1,1-dichloroethane; 1,2-dichloroethane; 1,1-dichloroethene; tetrachloroethene; trichloroethene; vinyl chloride; cis-1,2-dichloroethene; trans-1,2-dichloroethene; benzene; toluene and total xylenes.

BETHPAGE PARK GROUNDWATER
CONTAINMENT SYSTEM, OPERABLE UNIT 3
(FORMER GRUMMAN SETTLING PONDS)
BETHPAGE, NEW YORK

**REMEDIAL WELL PROJECT VOC
CONCENTRATIONS THROUGH
JUNE 2015**



FIGURE
6B



Notes:

VOC = Volatile organic compound.

µg/L = Micrograms per liter.

TVOCs = Sum of VOCs detected.

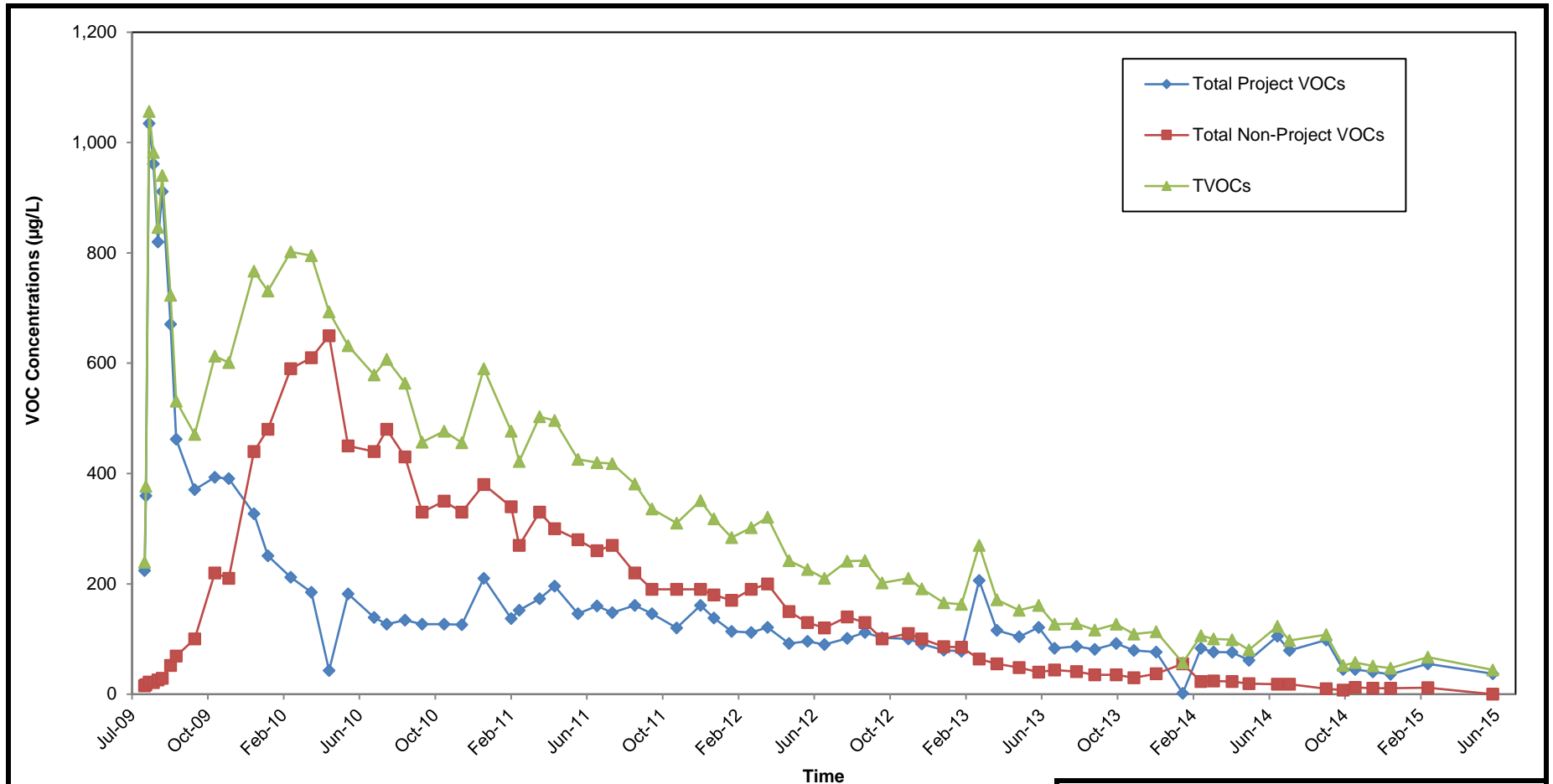
Non-Project VOCs = Sum of TVOCs that are not Project VOCs.

BETHPAGE PARK GROUNDWATER
CONTAINMENT SYSTEM, OPERABLE UNIT 3
(FORMER GRUMMAN SETTLING PONDS)
BETHPAGE, NEW YORK

**REMEDIAL WELL NON-PROJECT
VOC CONCENTRATIONS THROUGH
JUNE 2015**



FIGURE
6C



Notes:

VOC = Volatile organic compound.

µg/L = Micrograms per liter.


TVOCs = Sum of VOCs detected.

Project VOCs = Sum of 1,1,1-trichloroethane; 1,1-dichloroethane; 1,2-dichloroethane; 1,1-dichloroethene; tetrachloroethene; trichloroethene; vinyl chloride; cis-1,2-dichloroethene; trans-1,2-dichloroethene; benzene; toluene; and total xylenes.

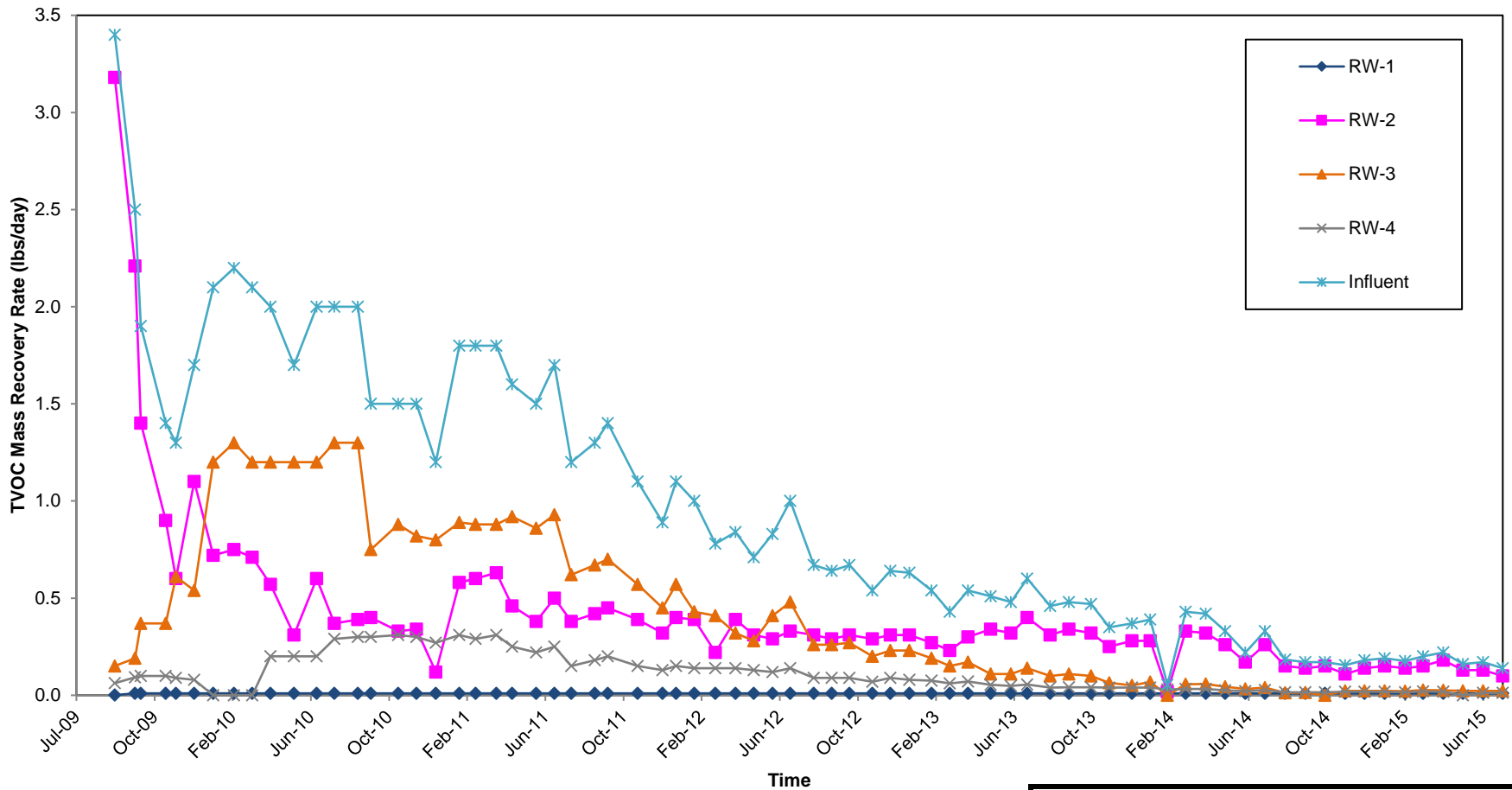
Non-Project VOCs = Sum of VOCs that are not Project VOCs.

BETHPAGE PARK GROUNDWATER
CONTAINMENT SYSTEM, OPERABLE UNIT 3
(FORMER GRUMMAN SETTLING PONDS)
BETHPAGE, NEW YORK

**INFLUENT TOTAL, PROJECT,
AND NON-PROJECT
VOC CONCENTRATIONS
THROUGH JUNE 2015**



**FIGURE
7**



Notes:

VOC = Volatile organic compound.

lbs/day = Pounds per day.

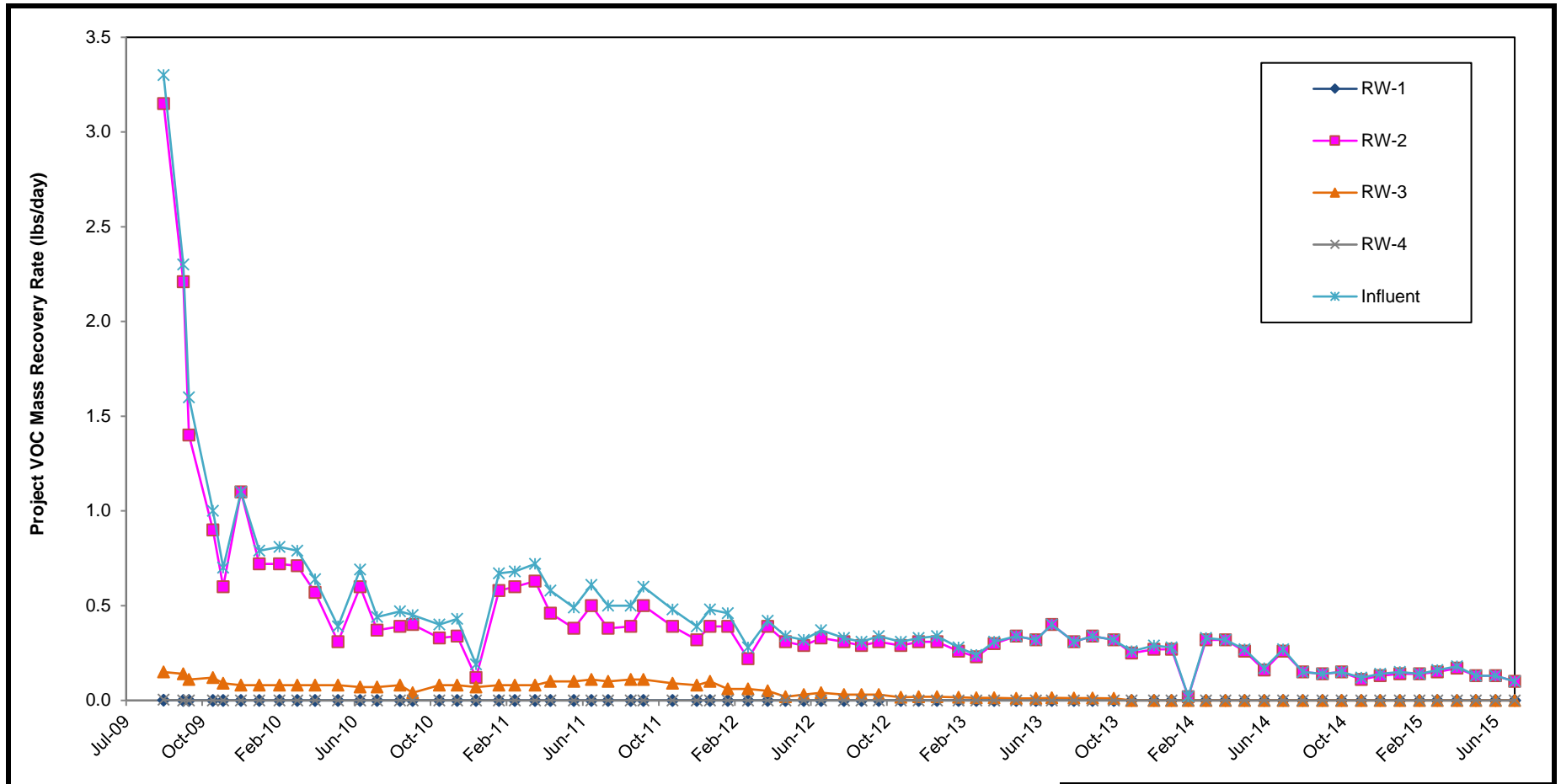
TVOCs = Sum of VOCs detected.

BETHPAGE PARK GROUNDWATER
CONTAINMENT SYSTEM, OPERABLE UNIT 3
(FORMER GRUMMAN SETTLING PONDS)
BETHPAGE, NEW YORK

**TVOC MASS RECOVERY RATES
THROUGH
JUNE 2015**



FIGURE
8A



Notes:

VOC = Volatile organic compound.

lbs/day = Pounds per day.

Project VOCs = Sum of 1,1,1-trichloroethane; 1,1-dichloroethane; 1,2-dichloroethane; 1,1-dichloroethene; tetrachloroethene; trichloroethene; vinyl chloride; cis-1,2-dichloroethene; trans-1,2-dichloroethene; benzene; toluene; and total xylenes

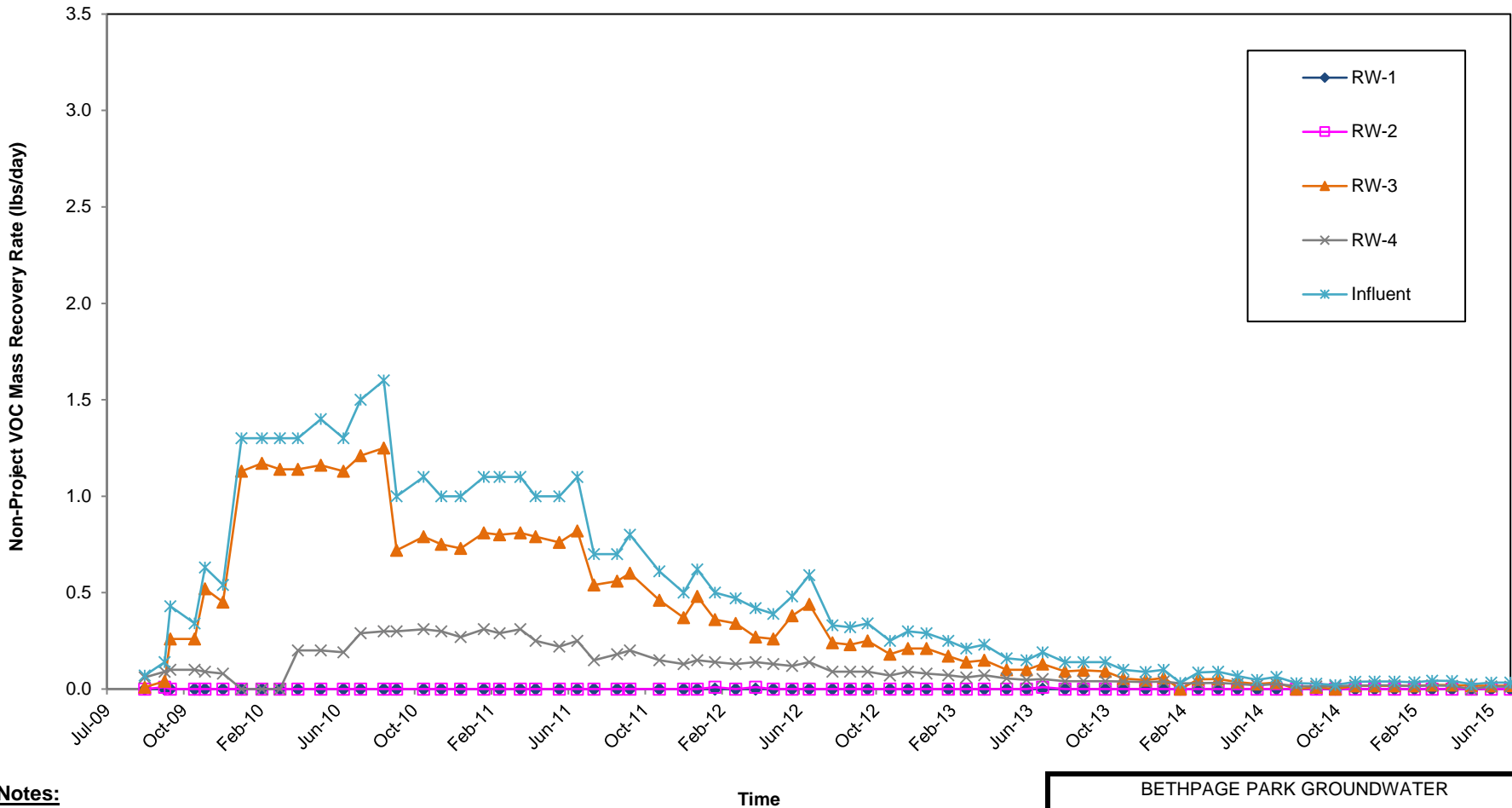
Time

BETHPAGE PARK GROUNDWATER
CONTAINMENT SYSTEM, OPERABLE UNIT 3
(FORMER GRUMMAN SETTLING PONDS)
BETHPAGE, NEW YORK

**PROJECT VOC MASS RECOVERY
RATES THROUGH
JUNE 2015**



FIGURE
8B



Notes:

VOC = Volatile organic compound.

lbs/day = Pounds per day.

Non-Project VOCs = Sum of VOCs that are not Project VOCs.

BETHPAGE PARK GROUNDWATER
CONTAINMENT SYSTEM, OPERABLE UNIT 3
(FORMER GRUMMAN SETTLING PONDS)
BETHPAGE, NEW YORK

**NON-PROJECT VOC MASS
RECOVERY RATES THROUGH
JUNE 2015**



**FIGURE
8C**



Appendix A

Well Construction Information and
Environmental Effectiveness
Monitoring Program

Appendix A-1. Well Construction Information and Environmental Effectiveness Monitoring Program, Bethpage Park Groundwater Containment System, Operable Unit 3 (Former Grumman Settling Ponds Northrop Grumman Systems Corporation, Bethpage, New York. ^(1,2)

Well ID	Well Diameter (inches)	Depth to Screen		Screen Length (ft)	Well Depth (ft)	Well Materials	Water Levels ⁽³⁾	MONITORING ACTIVITY		
		Top (ft bls)	Bottom (ft bls)					WATER QUALITY ⁽⁴⁾		
Monitoring Wells										
BCPMW-1	2	50	65	15	65	Sch. 40 PVC	Quarterly	Baseline	Baseline	--
BCPMW-2	2	60	75	15	75	Sch. 40 PVC	Quarterly	Baseline	Baseline	Baseline
BCPMW-3	2	59	74	15	74	Sch. 40 PVC	Quarterly	Baseline	Baseline	Baseline
BCPMW-4-1	4	45	65	20	70	Sch. 40 PVC	Quarterly	Baseline/Semiannual ⁽⁵⁾	Baseline/Annual	Baseline
BCPMW-4-2	4	68.5	83.5	15	88.5	Sch. 40 PVC	Quarterly	Baseline/Semiannual ⁽⁵⁾	Baseline/Annual	Baseline
BCPMW-4-3	4	115	125	10	130	Sch. 40 PVC	Quarterly	Baseline/Semiannual ⁽⁵⁾	Baseline/Annual	Baseline
BCPMW-5-1	4	50	65	15	70	Sch. 80 PVC/ SS	Quarterly	Baseline	Baseline	Baseline
BCPMW-6-1	4	88.5	98.5	10	103.5	Sch. 40 PVC	Quarterly	Baseline/Semiannual ⁽⁵⁾	Baseline/Annual	--
BCPMW-6-2	4	133	143	10	148	Sch. 40 PVC	Quarterly	Baseline/Semiannual ⁽⁵⁾	Baseline/Annual	--
BCPMW-7-1	4	90	100	10	105	Sch. 40 PVC	Quarterly	Baseline/Semiannual ⁽⁵⁾	Baseline/Annual	--
B24MW-2	2	54	74	20	74	PVC	Quarterly	Baseline/Annual	Baseline	--
B24MW-3	2	55	70	15	70	PVC	Quarterly	Baseline/Annual	Baseline	--
B30MW-1	2	57	72	15	72	PVC	Quarterly	Baseline/Annual	Baseline	--
MW-200-1	4	85	95	10	100	Sch. 40 PVC/ SS	Quarterly	Baseline/Semiannual ⁽⁵⁾	Baseline/Annual	--
MW-201-1	4	70	80	10	85	Sch. 40 PVC/ SS	Quarterly	Baseline/Semiannual ⁽⁵⁾	Baseline/Annual	--
MW-202-1	4	125	135	10	140	Sch. 40 PVC/ SS	Quarterly	Baseline/Semiannual ⁽⁵⁾	Baseline/Annual	--
MW-203-1	4	103	113	10	118	Sch. 40 PVC/ SS	Quarterly	Baseline/Semiannual ⁽⁵⁾	Baseline/Annual	--
Remedial Wells ⁽⁶⁾										
RW-01	8	108	128	20	134	Sch. 80 PVC/SS	Quarterly	Baseline/Quarterly	Baseline/Annual	--
RW-02	6	84	104	20	104	Steel/SS	Quarterly	Baseline/Quarterly	Baseline/Annual	--
RW-03	8	84	104	20	107	Sch. 80 PVC/SS	Quarterly	Baseline/Quarterly	Baseline/Annual	--
RW-04	8	110	130	20	133	Sch. 80 PVC/SS	Quarterly	Baseline/Quarterly	Baseline/Annual	--

See notes on last page.

Appendix A-1. Well Construction Information and Environmental Effectiveness Monitoring Program, Bethpage Park Groundwater Containment System, Operable Unit 3 (Former Grumman Settling Ponds Northrop Grumman Systems Corporation, Bethpage, New York. ^(1,2)

Well ID	Well Diameter (inches)	Depth to Screen		Screen Length (ft)	Well Depth (ft)	Well Materials	Water Levels ⁽³⁾	MONITORING ACTIVITY		
		Top (ft bls)	Bottom (ft bls)					VOC	Cd/Cr	Fe/Mn
Piezometers										
PZ-01a	2	60	65	5	68	Sch. 40 PVC	Quarterly	--	--	--
PZ-01b	1	80	85	5	88	Sch. 40 PVC	Quarterly	--	--	--
PZ-01c	1	130	135	5	138	Sch. 40 PVC	Quarterly	--	--	--
PZ-02a	2	60	65	5	68	Sch. 40 PVC	Quarterly	--	--	--
PZ-02b	1	80	85	5	85	Sch. 40 PVC	Quarterly	--	--	--
PZ-02c	1	130	135	5	138	Sch. 40 PVC	Quarterly	--	--	--
PZ-03	1	80	85	5	88	Sch. 40 PVC	Quarterly	--	--	--
PZ-04	1	80	85	5	88	Sch. 40 PVC	Quarterly	--	--	--
PZ-05a	2	65	70	5	74	Sch. 40 PVC	Quarterly	--	--	--
PZ-05b	1	110	115	5	117	Sch. 40 PVC	Quarterly	--	--	--
PZ-06a	2	65	70	5	72	Sch. 40 PVC	Quarterly	--	--	--
PZ-06b	1	90	95	5	97	Sch. 40 PVC	Quarterly	--	--	--
PZ-07a	2	65	70	5	72	Sch. 40 PVC	Quarterly	--	--	--
PZ-07b	1	113	118	5	120	Sch. 40 PVC	Quarterly	--	--	--

Notes:

- (1) Water samples will be collected and analyzed in accordance with the method and procedures described in the Sampling and Analysis Plan (SAP).
- (2) Approximate locations of the wells and piezometers in the OU3 Bethpage Park Groundwater Containment System are shown in Figure 4.
- (3) Water levels will be measured in all wells/piezometers during the baseline monitoring event. Water levels will be measured in accordance with the procedures presented in the SAP.
- (4) VOC: VOC analyses per NYSDEC ASP 2005, Method OLM 4.3 (prior to September 1, 2014) and per USEPA Method 8260C (after September 1, 2014).
Cd/Cr: Cadmium and Chromium using USEPA Method 6010C.
Fe/Mn: Iron and Manganese using USEPA Method 6010C, both total and dissolved.
- (5) Semiannual wells will be monitored annually after Year 1.
- (6) Some of the analyses listed here are also covered in the Remedial System Sampling Program (Table B-1) and some of the analyses and/or frequencies may be modified based on review of short-term and/or long-term testing results. (e.g. the Cd/Cr sampling frequency was changed from quarterly to annually in 2011).

Acronyms\Key:

- Sch. 80 PVC Schedule 80 polyvinyl chloride.
- Sch. 40 PVC schedule 40 polyvinyl chloride.
- SS Stainless steel.
- Steel Low carbon steel.
- ft Feet.
- ft ms Feet relative to mean sea level.
- ft bls Feet below land surface.
- Not applicable.
- VOC Volatile organic compound.



Appendix B

Compliance and Performance
Program and Water Sample
Analytical Results

Appendix B-1. Compliance and Performance Program Elements, Bethpage Park Groundwater Containment System, Operable Unit 3 (Former Grumman Settling Ponds), Northrop Grumman Systems Corporation, Bethpage, New York.

Sample Location/Instrument ⁽¹⁾	Parameter (Method) ⁽²⁾	Frequency			SCADA Data Acquisition
		Short-Term ⁽³⁾ (first month)	(five month period following first month)	Long-Term ⁽⁴⁾	
<u>Water Samples</u> ⁽⁵⁾					
Remedial Well 1 (WSP-1)	VOCs (USEPA Method 8260C)	Bi-Weekly	Quarterly	Quarterly	NA
	Iron (USEPA 6010C)	Bi-Weekly	Annually	Annually	NA
	Cadmium and Chromium (USEPA 6010C) ⁽¹¹⁾	---	Annually	Annually	NA
Remedial Well 2 (WSP-2)	VOCs (USEPA Method 8260C)	Bi-Weekly	Quarterly	Quarterly	NA
	Iron (USEPA 6010C)	Bi-Weekly	Annually	Annually	NA
	Cadmium and Chromium (USEPA 6010C) ⁽¹¹⁾	---	Annually	Annually	NA
Remedial Well 3 (WSP-3)	VOCs (USEPA Method 8260C)	Bi-Weekly	Quarterly	Quarterly	NA
	Iron (USEPA 6010C)	Bi-Weekly	Annually	Annually	NA
	Cadmium and Chromium (USEPA 6010C) ⁽¹¹⁾	---	Annually	Annually	NA
Remedial Well 4 (WSP-4)	VOCs (USEPA Method 8260C)	Bi-Weekly	Quarterly	Quarterly	NA
	Iron (USEPA 6010C)	Bi-Weekly	Annually	Annually	NA
	Cadmium and Chromium (USEPA 6010C) ⁽¹¹⁾	---	Annually	Annually	NA
Air Stripper Influent (WSP-5)	VOCs (USEPA Method 8260C)	1-hr ⁽⁶⁾ ; Days 1, 3, & Weekly	Monthly	Quarterly	NA
	Iron (USEPA 6010C)	1-hr ⁽⁶⁾ ; Days 1, 3, & Weekly	Monthly	Quarterly	NA
Air Stripper Effluent (WSP-6)	Iron (USEPA 6010C)	1-hr ⁽⁶⁾ ; As Needed	As Needed	As Needed	NA
Plant Effluent (WSP-7)	VOCs (USEPA Method 8260C)	1-hr ⁽⁶⁾; Days 1, 3, & Weekly	Monthly	Monthly	NA
	Iron (USEPA 6010C)	1-hr ⁽⁶⁾; Days 1, 3, & Weekly	Monthly	Monthly	NA
	Mercury (USEPA 7470A) ⁽⁷⁾	1-hr ⁽⁶⁾; Days 1, 3, & Weekly	Monthly	Monthly	NA
	pH (field) ⁽⁸⁾	1-hr ⁽⁶⁾; Days 1, 3, & Weekly	Monthly	Monthly	NA
	Cadmium and Chromium (USEPA 6010C) ⁽¹¹⁾	---	Quarterly	Quarterly	NA
<u>Air Samples</u> ^{(9) (10)}					
Air Stripper Effluent/EQU-1 Influent (VSP-1)	VOCs (TO-15 Modified)	Monthly	Monthly	Quarterly	NA
EQU-1 Effluent/EQU-2 Influent (VSP-2)	VOCs (TO-15 Modified)	As Needed	As Needed	As Needed	NA
EQU-2 Effluent/EQU-3 Influent (VSP-3)	VOCs (TO-15 Modified)	As Needed	As Needed	As Needed	NA
EQU-3 Effluent/EQU-4 Influent (VSP-4)	VOCs (TO-15 Modified)	As Needed	As Needed	As Needed	NA
Total Effluent (VSP-5)	VOCs (TO-15 Modified)	Monthly	Monthly	Quarterly	NA

See notes on last page.

Appendix B-1. Compliance and Performance Program Elements, Bethpage Park Groundwater Containment System, Operable Unit 3 (Former Grumman Settling Ponds), Northrop Grumman Systems Corporation, Bethpage, New York.

Sample Location/Instrument ⁽¹⁾	Parameter (Method) ⁽²⁾	Frequency			SCADA Data Acquisition
		Short-Term ⁽³⁾ (first month)	(five month period following first month)	Long-Term ⁽⁴⁾	
<u>Water Flow Measurements</u>					
Remedial Well RW-1 (FT - 110)	Flow rate (gpm + total gal.)	(Daily -1st week) Weekly	Weekly	Weekly	Continuously
Remedial Well RW-2 (FT - 120)	Flow rate (gpm + total gal.)	(Daily -1st week) Weekly	Weekly	Weekly	Continuously
Remedial Well RW-3 (FT - 130)	Flow rate (gpm + total gal.)	(Daily -1st week) Weekly	Weekly	Weekly	Continuously
Remedial Well RW-4 (FT - 140)	Flow rate (gpm + total gal.)	(Daily -1st week) Weekly	Weekly	Weekly	Continuously
Combined Influent (FR - 200)	Flow rate (gpm + total gal.)	(Daily -1st week) Weekly	Weekly	Weekly	Continuously
System Effluent (FT-700)	Flow rate (gpm + total gal.)	(Daily -1st week) Weekly	Weekly	Weekly	Continuously
<u>Air Flow Measurements</u>					
Air Stripper Effluent (FT-500)	Flow rate (SCFM)	(Daily -1st week) Weekly	Weekly	Weekly	Continuously
<u>Water Pressure Measurements</u>					
Remedial Well RW-1 (PT - 110)	Pressure (i.w.g.)	(Daily -1st week) Weekly	Weekly	Weekly	Continuously
Remedial Well RW-2 (PT - 120)	Pressure (i.w.g.)	(Daily -1st week) Weekly	Weekly	Weekly	Continuously
Remedial Well RW-3 (PT - 130)	Pressure (i.w.g.)	(Daily -1st week) Weekly	Weekly	Weekly	Continuously
Remedial Well RW-4 (PT - 140)	Pressure (i.w.g.)	(Daily -1st week) Weekly	Weekly	Weekly	Continuously
Air Stripper Effluent (PT-700)	Pressure (i.w.g.)	(Daily -1st week) Weekly	Weekly	Weekly	Continuously
<u>Air Temperature & Relatively Humidity Measurements</u>					
Air Stripper Effluent (TT-500)	Temperature	Weekly	Weekly	Weekly	Continuously
ECU Mid-Train (TI-503)	Temperature	Weekly	Weekly	Weekly	NA
Effluent (TI-603)	Temperature	Weekly	Weekly	Weekly	NA

See notes on last page.

Appendix B-1. Compliance and Performance Program Elements, Bethpage Park Groundwater Containment System, Operable Unit 3 (Former Grumman Settling Ponds), Northrop Grumman Systems Corporation, Bethpage, New York.

Sample Location/Instrument ⁽¹⁾	Parameter (Method) ⁽²⁾	Frequency			SCADA Data Acquisition
		Short-Term ⁽³⁾ (first month)	(five month period following first month)	Long-Term ⁽⁴⁾	
<u>Air Pressure Measurements</u>					
Air Stripper Effluent (PT-500)	Pressure (i.w.g.)	(Daily -1st week) Weekly	Monthly	Quarterly	Continuously
ECU #1 Influent (PI-501)	Pressure (i.w.g.)	(Daily -1st week) Weekly	Monthly	Quarterly	NA
ECU #2 Influent (PI-502)	Pressure (i.w.g.)	(Daily -1st week) Weekly	Monthly	Quarterly	NA
ECU #3 Influent (PI-601)	Pressure (i.w.g.)	(Daily -1st week) Weekly	Monthly	Quarterly	NA
ECU #4 Influent (PI-602)	Pressure (i.w.g.)	(Daily -1st week) Weekly	Monthly	Quarterly	NA
System Effluent (PI-603)	Pressure (i.w.g.)	(Daily -1st week) Weekly	Monthly	Quarterly	NA

See notes on last page.

Appendix B-1. Compliance and Performance Program Elements, Bethpage Park Groundwater Containment System, Operable Unit 3 (Former Grumman Settling Ponds), Northrop Grumman Systems Corporation, Bethpage, New York.

Notes:

- (1) Refer to Figure 3 of this Operation, Maintenance, & Monitoring (OM&M) Report and Appendix E of the Groundwater IRM OM&M Manual (OM&M Manual (ARCADIS 2009)) for a diagram showing referenced sample locations and measurement points.
- (2) Parameters/methods may be modified based on review of short-term and/or long-term testing results. Parameters shown in **Bold** indicate parameters that require NYSDEC notification/approval prior to change in monitoring schedule.
- (3) Short-term schedule is tentative. Modification may be required/recommended based on the results of start-up and performance testing.
- (4) Long-term schedule is tentative. Modification may be required/recommended based on the results of short-term testing or water quality trends.
- (5) Water samples will be collected in accordance with the methods described in the Sampling and Analysis Plan, which is included as Appendix A of the OM&M Manual (ARCADIS 2009). Samples will be analyzed in accordance with the methods and procedures described in the Sampling and Analysis Plan.
- (6) Per NYSDEC request, a 1-hr pilot test was performed during system shake-down. The 1-hr pilot test samples were also analyzed for Mercury (Hg).
- (7) Per the interim treated effluent (water) discharge criteria provided in the NYSDEC letter dated March 19, 2009, select samples were analyzed for Mercury (Hg).
- (8) As authorized by the NYSDEC, the pH monitoring frequency was reduced from weekly to monthly beginning on February 8, 2010.
- (9) Air samples collected and analyzed in accordance with methods described in the Sampling and Analysis Plan, which is included as Appendix A of the OM&M Manual (ARCADIS 2009).
- (10) Additional air samples will be collected to help calculate media usage rates and to help determine media changeout frequencies.
- (11) Cadmium and Chromium analyses are part of the Environmental Effectiveness Monitoring Program (Table A-1) and the original discharge permit application. They are included here for consistency.

Acronyms\Key:

NA	Not Applicable.
---	Not Required
ECU	Emissions control unit.
VOCs	Volatile organic compounds (refer Tables D-3 and D-5 in the Quality Assurance Project Plan (QAPP) (Appendix D of the OM&M Manual (ARCADIS 2009)) for the analyte lists for aqueous and air samples, respectively).
gal.	Gallons.
gpm	Gallons per minute.
i.w.g.	Inches water gauge.
NYSDEC	New York State Department of Environmental Conservation.
EPA	U.S. Environmental Protection Agency.
SCADA	Supervisory Control And Data Acquisition.
OM&M	Operation, maintenance and monitoring.

Appendix B-2. Water Sample Analytical Results - April 29, 2015, Bethpage Park Groundwater Containment System, Operable Unit 3 (Former Grumman Settling Ponds), Bethpage, New York. ^(1,2,3)

COMPOUND (ug/L)	Sample ID: Sample Location: Sample Date:	WSP-07 Influent 4/29/2015
<u>Volatile Organic Compounds</u>		
1,1,1-Trichloroethane		< 1.0 U
1,1,1,2-Tetrachloroethane		< 1.0 U
1,1,2-Trichloroethane		< 1.0 U
1,1-Dichloroethane		< 1.0 U
1,1-Dichloroethene		< 1.0 U
1,2-Dichloroethane		< 1.0 U
1,2-Dichloropropane		< 1.0 U
2-Butanone		< 10 U
4-Methyl-2-Pentanone		< 5.0 U
Acetone		< 10 U
Benzene		< 0.50 U
Bromodichloromethane		< 1.0 U
Bromoform		< 1.0 U
Bromomethane		< 2.0 U
Carbon Disulfide		< 2.0 U
Carbon Tetrachloride		< 1.0 U
Chlorobenzene		< 1.0 U
Chlorodibromomethane		< 1.0 U
Chlorodifluoromethane (Freon 22)		< 5.0 U
Chloroethane		< 1.0 U
Chloroform		< 1.0 U
Chloromethane		< 1.0 U
cis-1,2-Dichloroethene		< 1.0 U
cis-1,3-Dichloropropene		< 1.0 U
Dichlorodifluoromethane (Freon 12)		< 2.0 U
Dichloromethane		< 2.0 U
Ethylbenzene		< 1.0 U
Methyl N-Butyl Ketone		< 5.0 U
Methyl-Tert-Butylether		< 1.0 U
Styrene (Monomer)		< 1.0 U
Tetrachloroethene		< 1.0 U
Toluene		< 1.0 U
trans-1,2-Dichloroethene		< 1.0 U
trans-1,3-Dichloropropene		< 1.0 U
Trichloroethene		< 1.0 U
Trichlorofluoromethane (Freon 11)		< 2.0 U
Trichlorotrifluoroethane (Freon 113)		< 5.0 U
Vinyl Chloride		< 1.0 U
Xylene-o		< 1.0 U
Xylenes - m,p		< 1.0 U
Tentatively Identified Compounds		ND
Total VOCs ⁽⁴⁾		0.0

See notes on last page.

Appendix B-2. Water Sample Analytical Results - April 29, 2015, Bethpage Park Groundwater Containment System, Operable Unit 3 (Former Grumman Settling Ponds), Bethpage, New York. ^(1,2,3)

	Sample ID:	WSP-07
COMPOUND	Sample Location:	Influent
(ug/L)	Sample Date:	4/29/2015

Metals

Cadmium (Dissolved)	--
Cadmium (Total)	--
Chromium (Dissolved)	--
Chromium (Total)	--
Iron (Dissolved)	255
Iron (Total)	293
Manganese (Dissolved)	--
Manganese (Total)	--
Mercury (Dissolved)	--
Mercury (Total)	< 0.20 U

Notes:

- (1) Water samples collected by ARCADIS on the dates shown and submitted to a NYSDOH ELAP certified laboratory for VOC analyses per USEPA Method 8260C, for iron analyses per USEPA Method 6010C and for mercury analyses per USEPA Method 7470A.
- (2) Refer to Figure 3 of this OM&M Report for schematic sample locations.
- (3) Results validated following protocols specified in the Sampling and Analysis Plan (Appendix A) of the Groundwater OM&M Manual (ARCADIS
- (4) "Total VOCs" represents the sum of individual concentrations of VOCs detected. Values shown have been rounded to the nearest whole number.

Acronyms\Key:

Bold value indicates a detection.

ELAP	Environmental Laboratory Approval Program
ND	Not Detected
NYSDOH	New York State Department of Health
OM&M	Operation, maintenance and monitoring.
USEPA	United States Environmental Protection Agency.
VOC	Volatile organic compound.
ug/L	Micrograms per liter.
--	Not analyzed.
< 5 U	Compound not detected above its laboratory quantification limit.

Appendix B-3. Water Sample Analytical Results - May 26, 2015 Bethpage Park Groundwater Containment System, Operable Unit 3
(Former Grumman Settling Ponds), Bethpage, New York. ^(1,2,3)

COMPOUND (ug/L)	Sample ID: Sample Location: Sample Date:	WSP-01 RW-1 5/26/2015	WSP-02 RW-2 5/26/2015	WSP-03 RW-3 5/26/2015	WSP-04 RW-4 5/26/2015	WSP-05 Influent 5/26/2015	WSP-07 Effluent 5/26/2015
<u>Volatile Organic Compounds</u>							
1,1,1-Trichloroethane		< 1.0 U	< 1.0 U	< 1.0 U	< 1.0 U	< 1.0 U	< 1.0 U
1,1,2,2-Tetrachloroethane		< 1.0 U	< 1.0 U	< 1.0 U	< 1.0 U	< 1.0 U	< 1.0 U
1,1,2-Trichloroethane		< 1.0 U	< 1.0 U	< 1.0 U	< 1.0 U	< 1.0 U	< 1.0 U
1,1-Dichloroethane		< 1.0 U	1.1	< 1.0 U	0.37 J	0.33 J	< 1.0 U
1,1-Dichloroethene		< 1.0 U	< 1.0 U	< 1.0 U	< 1.0 U	< 1.0 U	< 1.0 U
1,2-Dichloroethane		< 1.0 U	< 1.0 U	< 1.0 U	< 1.0 U	< 1.0 U	< 1.0 U
1,2-Dichloropropane		< 1.0 U	< 1.0 U	< 1.0 U	< 1.0 U	< 1.0 U	< 1.0 U
2-Butanone		< 10 U	< 10 U	< 10 U	< 10 U	< 10 U	< 10 U
4-Methyl-2-Pentanone		< 5.0 U	< 5.0 U	< 5.0 U	< 5.0 U	< 5.0 U	< 5.0 U
Acetone		< 10 U	< 10 U	< 10 U	< 10 U	< 10 U	< 10 U
Benzene		< 0.50 U	< 0.50 U	< 0.50 U	< 0.50 U	< 0.50 U	< 0.50 U
Bromodichloromethane		< 1.0 U	< 1.0 U	< 1.0 U	< 1.0 U	< 1.0 U	< 1.0 U
Bromoform		< 1.0 U	< 1.0 U	< 1.0 U	< 1.0 U	< 1.0 U	< 1.0 U
Bromomethane		< 2.0 U	< 2.0 U	< 2.0 U	< 2.0 U	< 2.0 U	< 2.0 U
Carbon Disulfide		< 2.0 U	0.30 J	< 2.0 U	< 2.0 U	< 2.0 U	< 2.0 U
Carbon Tetrachloride		< 1.0 U	< 1.0 U	< 1.0 U	< 1.0 U	< 1.0 U	< 1.0 U
Chlorobenzene		< 1.0 U	< 1.0 U	< 1.0 U	< 1.0 U	< 1.0 U	< 1.0 U
Chlorodibromomethane		< 1.0 U	< 1.0 U	< 1.0 U	< 1.0 U	< 1.0 U	< 1.0 U
Chlorodifluoromethane (Freon 22)		< 5.0 U	< 5.0 U	12.1	32.8	7	< 5.0 U
Chloroethane		< 1.0 U	< 1.0 U	< 1.0 U	< 1.0 U	< 1.0 U	< 1.0 U
Chloroform		< 1.0 U	2.2	8.7	0.33 J	3.2	< 1.0 U
Chloromethane		< 1.0 U	< 1.0 U	< 1.0 U	< 1.0 U	< 1.0 U	< 1.0 U
cis-1,2-Dichloroethene		< 1.0 U	39.1	2.5	< 1.0 U	11	< 1.0 U
cis-1,3-Dichloropropene		< 1.0 U	< 1.0 U	< 1.0 U	< 1.0 U	< 1.0 U	< 1.0 U
Dichlorodifluoromethane (Freon 12)		< 2.0 U	< 2.0 U	< 2.0 U	< 2.0 U	< 2.0 U	< 2.0 U
Dichloromethane		< 2.0 U	< 2.0 U	< 2.0 U	< 2.0 U	< 2.0 U	< 2.0 U
Ethylbenzene		< 1.0 U	2.1	< 1.0 U	< 1.0 U	0.57 J	< 1.0 U
Methyl N-Butyl Ketone		< 5.0 U	< 5.0 U	< 5.0 U	< 5.0 U	< 5.0 U	< 5.0 U
Methyl-Tert-Butylether		< 1.0 U	< 1.0 U	< 1.0 U	0.29 J	< 1.0 U	< 1.0 U
Styrene (Monomer)		< 1.0 U	< 1.0 U	< 1.0 U	< 1.0 U	< 1.0 U	< 1.0 U
Tetrachloroethene		< 1.0 U	< 1.0 U	< 1.0 U	0.84 J	< 1.0 U	< 1.0 U
Toluene		< 1.0 U	16	< 1.0 U	< 1.0 U	4.5	< 1.0 U
trans-1,2-Dichloroethene		< 1.0 U	< 1.0 U	< 1.0 U	< 1.0 U	< 1.0 U	< 1.0 U
trans-1,3-Dichloropropene		< 1.0 U	< 1.0 U	< 1.0 U	< 1.0 U	< 1.0 U	< 1.0 U
Trichloroethene		0.34 J	12.8	2.9	0.67 J	4.4	< 1.0 U
Trichlorofluoromethane (Freon 11)		< 2.0 U	< 2.0 U	< 2.0 U	< 2.0 U	< 2.0 U	< 2.0 U
Trichlorotrifluoroethane (Freon 113)		< 5.0 U	< 5.0 U	< 5.0 U	< 5.0 U	< 5.0 U	< 5.0 U
Vinyl Chloride		< 1.0 U	63	< 1.0 U	< 1.0 U	16.2	< 1.0 U
Xylene-o		< 1.0 U	1.2	< 1.0 U	< 1.0 U	0.31 J	< 1.0 U
Xylenes - m,p		< 1.0 U	2.1	< 1.0 U	< 1.0 U	0.53 J	< 1.0 U
Tentatively Identified Compounds		ND	ND	ND	ND	ND	ND
Total VOCs ⁽⁴⁾		0.34	139.9	26.2	35.3	48.04	0

See notes on last page.

Appendix B-3. Water Sample Analytical Results - May 26, 2015 Bethpage Park Groundwater Containment System, Operable Unit 3
(Former Grumman Settling Ponds), Bethpage, New York. ^(1,2,3)

COMPOUND (ug/L)	Sample ID: Sample Location: Sample Date:	WSP-01 RW-1 5/26/2015	WSP-02 RW-2 5/26/2015	WSP-03 RW-3 5/26/2015	WSP-04 RW-4 5/26/2015	WSP-05 Influent 5/26/2015	WSP-07 Effluent 5/26/2015
Metals							
Cadmium (Dissolved)		--	--	--	--	--	< 3.0 U
Cadmium (Total)		--	--	--	--	--	< 3.0 U
Chromium (Dissolved)		--	--	--	--	--	< 10 U
Chromium (Total)		--	--	--	--	--	< 10 U
Iron (Dissolved)		--	--	--	--	252	218
Iron (Total)		--	--	--	--	467	321
Manganese (Dissolved)		--	--	--	--	--	--
Manganese (Total)		--	--	--	--	--	--
Mercury (Dissolved)		--	--	--	--	--	--
Mercury (Total)		--	--	--	--	--	< 0.20 U

Notes:

- (1) Water samples collected by ARCADIS on the dates shown and submitted to a NYSDOH ELAP certified laboratory for VOC analyses per USEPA Method 8260C, for iron analyses per USEPA Method 6010C and for mercury analyses per USEPA Method 7470A.
- (2) Refer to Figure 3 of this OM&M Report for schematic sample locations.
- (3) Results validated following protocols specified in the Sampling and Analysis Plan (Appendix A) of the Groundwater OM&M Manual (ARCADIS 2009).
- (4) "Total VOCs" represents the sum of individual concentrations of VOCs detected. Values shown have been rounded to the nearest whole number.

Acronyms\Key:

Bold value indicates a detection.

B	Compound found in sample and associated blank, its presence in the sample may be suspect.
dup.	Duplicate.
ELAP	Environmental Laboratory Approval Program
J	Estimated value.
ND	Not Detected
NYSDOH	New York State Department of Health
OM&M	Operation, maintenance and monitoring.
USEPA	United States Environmental Protection Agency.
VOC	Volatile organic compound.
ug/L	Micrograms per liter.
--	Not analyzed.
< 5 U	Compound not detected above its laboratory quantification limit.

Appendix B-4. Water Sample Analytical Results - June 8, 2015, Bethpage Park Groundwater Containment System, Operable Unit 3
(Former Grumman Settling Ponds), Bethpage, New York. ^(1,2,3)

	Sample ID:	WSP-07
COMPOUND	Sample Location:	Effluent
(ug/L)	Sample Date:	6/8/2015

Volatile Organic Compounds

1,1,1-Trichloroethane	< 1.0 U
1,1,1,2-Tetrachloroethane	< 1.0 U
1,1,2-Trichloroethane	< 1.0 U
1,1-Dichloroethane	< 1.0 U
1,1-Dichloroethene	< 1.0 U
1,2-Dichloroethane	< 1.0 U
1,2-Dichloropropane	< 1.0 U
2-Butanone	< 10 U
4-Methyl-2-Pentanone	< 5.0 U
Acetone	< 10 U
Benzene	< 0.50 U
Bromodichloromethane	< 1.0 U
Bromoform	< 1.0 U
Bromomethane	< 2.0 U
Carbon Disulfide	< 2.0 U
Carbon Tetrachloride	< 1.0 U
Chlorobenzene	< 1.0 U
Chlorodibromomethane	< 1.0 U
Chlorodifluoromethane (Freon 22)	< 5.0 U
Chloroethane	< 1.0 U
Chloroform	< 1.0 U
Chloromethane	< 1.0 U
cis-1,2-Dichloroethene	< 1.0 U
cis-1,3-Dichloropropene	< 1.0 U
Dichlorodifluoromethane (Freon 12)	< 2.0 U
Dichloromethane	< 2.0 U
Ethylbenzene	< 1.0 U
Methyl N-Butyl Ketone	< 5.0 U
Methyl-Tert-Butylether	< 1.0 U
Styrene (Monomer)	< 1.0 U
Tetrachloroethene	< 1.0 U
Toluene	< 1.0 U
trans-1,2-Dichloroethene	< 1.0 U
trans-1,3-Dichloropropene	< 1.0 U
Trichloroethene	< 1.0 U
Trichlorofluoromethane (Freon 11)	< 2.0 U
Trichlorotrifluoroethane (Freon 113)	< 5.0 U
Vinyl Chloride	< 1.0 U
Xylene-o	< 1.0 U
Xylenes - m,p	< 1.0 U

Tentatively Identified Compounds ND

Total VOCs ⁽⁴⁾ 0

See notes on last page.

Appendix B-4. Water Sample Analytical Results - June 8, 2015, Bethpage Park Groundwater Containment System, Operable Unit 3 (Former Grumman Settling Ponds), Bethpage, New York. ^(1,2,3)

	Sample ID:	WSP-07
COMPOUND	Sample Location:	Effluent
(ug/L)	Sample Date:	6/8/2015

Metals

Cadmium (Dissolved)	--
Cadmium (Total)	--
Chromium (Dissolved)	--
Chromium (Total)	--
Iron (Dissolved)	206
Iron (Total)	282
Manganese (Dissolved)	--
Manganese (Total)	--
Mercury (Dissolved)	--
Mercury (Total)	< 0.20 U

Notes:

- (1) Water samples collected by ARCADIS on the dates shown and submitted to a NYSDOH ELAP certified laboratory for VOC analyses per USEPA Method 8260C, for iron analyses per USEPA Method 6010C and for mercury analyses per USEPA Method 7470A.
- (2) Refer to Figure 3 of this OM&M Report for schematic sample locations.
- (3) Results validated following protocols specified in the Sampling and Analysis Plan (Appendix A) of the Groundwater OM&M Manual (ARCADIS
- (4) "Total VOCs" represents the sum of individual concentrations of VOCs detected. Values shown have been rounded to the nearest whole number.

Acronyms\Key:

Bold value indicates a detection.

ELAP	Environmental Laboratory Approval Program
ND	Not Detected
NYSDOH	New York State Department of Health
OM&M	Operation, maintenance and monitoring.
USEPA	United States Environmental Protection Agency.
VOC	Volatile organic compound.
ug/L	Micrograms per liter.
--	Not analyzed.
< 5 U	Compound not detected above its laboratory quantification limit.



Appendix C

Vapor Sample Analytical Results

Appendix C-1. Vapor Sample Analytical Results - May 26, 2015, Bethpage Park Groundwater Containment System, Operable Unit 3
(Former Grumman Settling Ponds), Bethpage, New York. ^(1,2,3)

COMPOUND (ug/m ³)	Location ID: Sample Location: Sample Date:	VSP-1 Influent 5/26/2015	VSP-2 GAC Mid-Train 5/26/2015	VSP-3 Midfluent 5/26/2015	VSP-4 PPZ Mid-Train 5/26/2015	VSP-5 Effluent 5/26/2015
<u>Volatile Organic Compounds</u>						
1,1,1-Trichloroethane		< 2.2 U	< 2.2 U	< 2.2 U	< 2.2 U	< 2.2 U
1,1,2,2-Tetrachloroethane		< 2.7 U	< 2.7 U	< 2.7 U	< 2.7 U	< 2.7 U
1,1,2-Trichloroethane		< 2.2 U	< 2.2 U	< 2.2 U	< 2.2 U	< 2.2 U
1,1-Dichloroethane		5.7	6.1	< 3.2 U	< 3.2 U	< 3.2 U
1,1-Dichloroethene		2.3 J	2.3 J	164	< 3.2 U	< 3.2 U
1,2-Dichloroethane		< 3.2 U	< 3.2 U	< 3.2 U	< 3.2 U	< 3.2 U
1,2-Dichloropropane		< 3.7 U	< 3.7 U	< 3.7 U	< 3.7 U	< 3.7 U
1,3-Butadiene		< 1.8 U	< 1.8 U	< 1.8 U	< 1.8 U	< 1.8 U
1-Chloro-1,1-difluoroethane		< 3.3 U	< 3.3 U	< 3.3 U	< 3.3 U	< 3.3 U
2-Butanone		< 2.4 UJ	6.5 J	14 J	17 J	11 J
4-Methyl-2-Pentanone		< 3.3 U	< 3.3 U	< 3.3 U	< 3.3 U	< 3.3 U
Acetone		7.8	120	190	610 D	129
Benzene		3.0	5.8	20	1.2 J	4.5
Bromodichloromethane		< 2.7 U	< 2.7 U	< 2.7 U	< 2.7 U	< 2.7 U
Bromoform		< 1.7 U	< 1.7 U	< 1.7 U	< 1.7 U	< 1.7 U
Bromomethane		< 3.1 U	< 3.1 U	< 3.1 U	< 3.1 U	< 3.1 U
Carbon Disulfide		< 2.5 U	< 2.5 U	4.0	< 2.5 U	< 2.5 U
Carbon Tetrachloride		< 1.0 U	< 1.0 U	< 1.0 U	< 1.0 U	< 1.0 U
Chlorobenzene		< 3.7 U	< 3.7 U	< 3.7 U	< 3.7 U	< 3.7 U
Chlorodibromomethane		< 3.4 U	< 3.4 U	< 3.4 U	< 3.4 U	< 3.4 U
Chlorodifluoromethane (Freon 22)		86.9	87.6	89.3	84.1	91.1
Chloroethane		< 2.1 U	< 2.1 U	< 2.1 U	< 2.1 U	< 2.1 U
Chloroform		57.6 J	56.6 J	< 3.9 UJ	7.3 J	8.3 J
Chloromethane		2.0	1.6 J	12	1.4 J	2.9
cis-1,2-Dichloroethene		199	218	< 3.2 U	4.0	< 3.2 U
cis-1,3-Dichloropropene		< 3.6 U	< 3.6 U	< 3.6 U	< 3.6 U	< 3.6 U
Dichlorodifluoromethane (Freon 12)		2.9 J	2.8 J	2.8 J	2.7 J	2.9 J
Dichloromethane		< 2.8 U	< 2.8 U	< 2.8 U	< 2.8 U	< 2.8 U
Ethylbenzene		9.6	7.4	< 3.5 U	< 3.5 U	< 3.5 U
Methyl N-Butyl Ketone		< 3.3 U	< 3.3 U	< 3.3 U	< 3.3 U	< 3.3 U
Methyl tert-Butyl Ether		< 2.9 U	< 2.9 U	2.7 J	< 2.9 U	< 2.9 U
Styrene		< 3.4 U	< 3.4 U	< 3.4 U	< 3.4 U	< 3.4 U
Tetrachloroethene		4.2	3.4	1.7	3.3	3.7
Toluene		76.1	62.9	< 3.0 U	10	20
trans-1,2-Dichloroethene		< 3.2 U	< 3.2 U	< 3.2 U	< 3.2 U	< 3.2 U
trans-1,3-Dichloropropene		< 3.6 U	< 3.6 U	< 3.6 U	< 3.6 U	< 3.6 U
Trichloroethene		71.5 J	66.1 J	< 0.86 UJ	9.1 J	2.7 J
Trichlorofluoromethane (Freon 11)		< 2.2 U	< 2.2 U	< 2.2 U	< 2.2 U	< 2.2 U
Trichlorotrifluoroethane (Freon 113)		3.0 J	< 3.1 U	< 3.1 U	< 3.1 U	< 3.1 U
Vinyl Chloride		204	205	220	17	< 0.41 U
Xylene - o		5.2 J	4.3 J	< 3.5 UJ	< 3.5 UJ	2.2 J
Xylenes - m,p		9.6	7.4	< 3.5 U	< 3.5 U	4.3
Total VOCs		750	864	721	767	283

See notes on last page.

Appendix C-1. Vapor Sample Analytical Results - May 26, 2015, Bethpage Park Groundwater Containment System, Operable Unit 3
(Former Grumman Settling Ponds), Bethpage, New York. ^(1,2,3)

COMPOUND (ppb)	Location ID: Sample Location: Sample Date:	VSP-1 Influent 5/26/2015	VSP-2 GAC Mid-Train 5/26/2015	VSP-3 Midfluent 5/26/2015	VSP-4 PPZ Mid-Train 5/26/2015	VSP-5 Effluent 5/26/2015
<u>Tentatively Identified Compounds</u>						
2-Methyl-1-propanol	--	--	--	53 JN	--	--
3-methyl- 1-Butanol	--	--	--	30 JN	--	--
alkane	--	--	200 JN	--	--	9.5 JN
alkane	--	--	180 JN	--	--	8.8 JN
alkane	--	--	130 JN	--	--	8.1 JN
alkane	--	--	130 JN	--	--	5.4 JN
alkane	--	--	120 JN	--	--	--
alkane	--	--	110 JN	--	--	--
alkane	--	--	97 JN	--	--	--
alkane	--	--	72 JN	--	--	--
alkane	--	--	54 JN	--	--	--
Ethanol	--	--	--	1,200 JN	--	--
Methyl Sulfide	--	--	--	110 JN	--	--
Naphthalene decahydro-dimethyl	--	--	75 JN	--	--	--
Naphthalene decahydro-methyl	--	--	140 JN	--	--	8.0 JN
Naphthalene decahydro-methyl	--	--	83 JN	--	--	--
Naphthalene decahydro-methyl	--	--	45 JN	--	--	--
Naphthalene decahydro-methyl- isomer	--	--	260 JN	--	--	--
Unknown	--	--	100 JN	--	--	90 JN
Unknown	--	--	--	--	--	6.2 JN
Unknown Alkane	--	--	53 JN	--	--	--
Unknown Alkane	--	--	42 JN	--	--	--
UNKNOWN VOA ALKENE1	--	--	170 JN	--	--	5.9 JN
UNKNOWN VOA ALKENE2	--	--	57 JN	--	--	--
UNKNOWN VOA ALKENE3	--	--	37 JN	--	--	--

Notes:

- (1) Vapor samples collected by ARCADIS on the dates shown and submitted to a NYSDOH ELAP certified laboratory for VOC analyses per Modified USEPA Method TO-15.
- (2) Refer to Figure 3 of this OM&M Report for schematic sample locations.
- (3) Results validated following protocols specified in the Sampling and Analysis Plan (Appendix A) of the Groundwater OM&M (ARCADIS 2009).
- (4) "Total VOCs" represents the sum of individual concentrations of VOCs detected. Values shown have been rounded to the nearest whole number.

Acronyms\Key:

Bold value indicates a detection.

D	Concentration is based on a diluted sample analysis.
ELAP	Environmental Laboratory Approval Program.
J	Compound concentration is estimated.
JN	Compound tentatively identified, concentration is estimated.
OM&M	Operation, maintenance and monitoring.
NYSDEC	New York State Department of Environmental Conservation.
NYSDOH	New York State Department of Health.
TIC	Tentatively identified compound.
USEPA	United States Environmental Protection Agency.
VOC	Volatile organic compound.
ug/m ³	Micrograms per cubic meter.
< 1.5 U	Compound not detected above its laboratory quantification limit.
< 1.5 UJ	Compound was not detected above its laboratory quantification limit. However, the limit is estimated.
--	TIC not detected.



Appendix D

Air Discharge Quality Evaluation

Appendix D-1. Annual Summary of SCREEN3 Model Input and Outputs, Bethpage Park Groundwater Containment System, Operable Unit 3
(Former Grumman Settling Ponds), Bethpage, New York.

Parameters	Date Sampled:	10/01/14	11/17/14	02/12/15	05/26/15
SCREEN3 Model Input					
Source Type		Point	Point	Point	Point
Emission Rate (g/s)		1	1	1	1
Stack Height (ft)		13.5	13.5	13.5	13.5
Stack Height (m)		4.1	4.1	4.1	4.1
Stack Inside Diameter (m)		0.36	0.36	0.36	0.36
Air Flow Rate (scfm) ⁽¹⁾		1,900	1,944	1,891	1,819
Air Flow Rate (acfm @ stack temp) ⁽²⁾		1,870	1,943	1,882	1,859
Stack Gas Exit Temperature (K) ⁽¹⁾		290	294	293	301
Ambient Air Temperature (K) ⁽³⁾		289	282	275	290
Receptor Height (m) ⁽⁴⁾		1.5	1.5	1.5	1.5
Urban/Rural		Urban	Urban	Urban	Urban
Building Height (m)		2.6	2.6	2.6	2.6
Min Horizontal Bldg Dim (m)		7.9	7.9	7.9	7.9
Max Horizontal Bldg Dim (m)		9.8	9.8	9.8	9.8
Consider Bldg Downwash?		Yes	Yes	Yes	Yes
Simple/Complex Terrain Above Stack		Simple	Simple	Simple	Simple
Simple/Complex Terrain Above Stack Base		Simple	Simple	Simple	Simple
Meteorology		Full	Full	Full	Full
Automated Distances Array		Yes	Yes	Yes	Yes
Terrain Height Above Stack Base		0	0	0	0
SCREEN3 Model Output					
1-HR Max Concentration at Receptor Height ($\mu\text{g}/\text{m}^3$) ⁽⁵⁾		2,182	2,100	2,190	2,211
Annualization Factor ⁽⁶⁾		0.08	0.08	0.08	0.08
Average Annual Concentration at Receptor Height ($\mu\text{g}/\text{m}^3$) ⁽⁷⁾		175	168	175	177
Distance To Max Concentration (m) ⁽⁸⁾		8	8	8	8

See notes on last page.

Appendix D-1. Annual Summary of SCREEN3 Model Input and Outputs, Bethpage Park Groundwater Containment System, Operable Unit 3 (Former Grumman Settling Ponds), Bethpage, New York.

Notes:

- (1) The stack air flow rate (in scfm) and temperature were measured using inline instrumentation. Values were measured at the blower effluent location.
- (2) The stack air flow rate at the stack temperature (in acfm) was calculated by dividing the stack air flow rate in scfm by the ratio of the standard temperature to the actual stack gas exit temperature in degrees Rankine.
- (3) The ambient temperature was recorded from the weather.newspaper.com and/or weather underground (www.wunderground.com) websites for Islip, New York. The mean actual temperature from the website(s) was used in model calculation.
- (4) The receptor height corresponds to the average inhalation level.
- (5) SCREEN3 calculated constituent concentration at listed conditions at the specified inhalation level.
- (6) A USEPA time averaging conversion factor of 1/0.08 was used to convert the 1-hour maximum concentration output to an annual average.
- (7) Average annual constituent concentration at the receptor height was calculated by multiplying the one hour maximum concentration by the annualization factor.
- (8) SCREEN3 calculated distance to the 1-hour maximum concentration.

Acronyms/Key:

$\mu\text{g}/\text{m}^3$	Micrograms per cubic meter.
acfm	Actual cubic feet per minute.
ft	Feet.
g/s	Grams per second.
K	Kelvin.
m	Meters.
scfm	Standard cubic feet per minute.
USEPA	United States Environmental Protection Agency.

Appendix D-2. Annual Summary of Maximum Allowable Stack Concentration Calculations, Bethpage Park Groundwater Containment System, Operable Unit 3 (Former Grumman Settling Ponds), Bethpage, New York.

Compound	Actual Effluent Concentrations ⁽¹⁾ (µg/m ³)			
	10/01/14	11/17/2014	2/12/2015	5/26/2015
1,1,1 - Trichloroethane	0	0	0	0
1,1 - Dichloroethane	5.7	8.5	5.3	0
1,2 - Dichloroethane	0	0	0	0
1,1 - Dichloroethene	0	1.2	1.3	0
2-Butanone	0	0	16	11
Acetone	0	6.9	206	129
Chloroform	20	33	26	8.3
Ethylbenzene	0.99	0.78	0.78	0
Xylene - o	0	0.61	0.61	2.2
Xylenes - m,p	0	0.96	0.91	4.3
Chloromethane	0	1.3	6.6	2.9
Methylene Chloride	2.2	2.2	0.83	0
Tetrachloroethene	0	10	0.81	3.7
Trichloroethene	2.3	2.6	4.4	2.7
Vinyl Chloride	55	42	97.9	0
cis 1,2-Dichloroethene	140	144	234	0
trans 1,2-Dichloroethene	0	0	0	0
Benzene	0	0	5.1	4.5
Toluene	20	19	11	20
Trichlorofluoromethane (Freon 11)	1.8	0	1.5	0
Dichlorodifluoromethane (Freon 12)	2.3	3.0	2.6	2.9
Chlorodifluoromethane (Freon 22)	29	122	103	91.1
Trichlorotrifluoroethane (Freon 113)	0	2.5	2.5	0

See notes on last page.

Appendix D-2. Annual Summary of Maximum Allowable Stack Concentration Calculations, Bethpage Park Groundwater Containment System, Operable Unit 3 (Former Grumman Settling Ponds), Bethpage, New York.

Compound	AGC ⁽²⁾ (µg/m ³)	MASC ⁽³⁾ (µg/m ³)			
		10/01/14	11/17/2014	2/12/2015	5/26/2015
1,1,1 - Trichloroethane	5,000	3.24E+07	3.25E+07	3.21E+07	3.22E+07
1,1 - Dichloroethane	0.63	4.09E+03	4.09E+03	4.05E+03	4.06E+03
1,2 - Dichloroethane	0.038	2.47E+02	2.47E+02	2.44E+02	2.45E+02
1,1 - Dichloroethene	200	1.30E+06	1.30E+06	1.29E+06	1.29E+06
2-Butanone	5,000	3.24E+07	3.25E+07	3.21E+07	3.22E+07
Acetone	30,000	1.95E+08	1.95E+08	1.93E+08	1.93E+08
Chloroform	14.7	9.54E+04	9.54E+04	9.45E+04	9.47E+04
Ethylbenzene	1,000	6.49E+06	6.49E+06	6.43E+06	6.44E+06
Xylene - o	100	6.49E+05	6.49E+05	6.43E+05	6.44E+05
Xylenes - m,p	100	6.49E+05	6.49E+05	6.43E+05	6.44E+05
Chloromethane	90	5.84E+05	5.84E+05	5.78E+05	5.80E+05
Methylene Chloride	60	3.89E+05	3.89E+05	3.86E+05	3.87E+05
Tetrachloroethene	4	2.60E+04	2.60E+04	2.57E+04	2.58E+04
Trichloroethene	0.2	1.30E+03	1.30E+03	1.29E+03	1.29E+03
Vinyl Chloride	0.068	4.41E+02	4.41E+02	4.37E+02	4.38E+02
cis 1,2 Dichloroethene	63	4.09E+05	4.09E+05	4.05E+05	4.06E+05
trans 1,2 Dichloroethene	63	4.09E+05	4.09E+05	4.05E+05	4.06E+05
Benzene	0.13	8.44E+02	8.44E+02	8.35E+02	8.38E+02
Toluene	5,000	3.24E+07	3.25E+07	3.21E+07	3.22E+07
Trichlorofluoromethane (Freon 11)	5,000	3.24E+07	3.25E+07	3.21E+07	3.22E+07
Dichlorodifluoromethane (Freon 12)	12,000	7.79E+07	7.79E+07	7.71E+07	7.73E+07
Chlorodifluoromethane (Freon 22)	50,000	3.24E+08	3.25E+08	3.21E+08	3.22E+08
Trichlorotrifluoroethane (Freon 113)	180,000	1.17E+09	1.17E+09	1.16E+09	1.16E+09

See notes on last page.

Appendix D-2. Annual Summary of Maximum Allowable Stack Concentration Calculations, Bethpage Park Groundwater Containment System, Operable Unit 3 (Former Grumman Settling Ponds), Bethpage, New York.

Compound	Percent of MASC ⁽⁴⁾			
	10/01/14	11/17/2014	2/12/2015	5/26/2015
1,1,1 - Trichloroethane	0.00%	0.00%	0.00%	0.00%
1,1 - Dichloroethane	0.14%	0.21%	0.13%	0.00%
1,2 - Dichloroethane	0.00%	0.00%	0.00%	0.00%
1,1 - Dichloroethene	0.00%	0.00%	0.00%	0.00%
2-Butanone	0.00%	0.00%	0.00%	0.00%
Acetone	0.00%	0.00%	0.00%	0.00%
Chloroform	0.02%	0.03%	0.03%	0.01%
Ethylbenzene	0.00%	0.00%	0.00%	0.00%
Xylene - o	0.00%	0.00%	0.00%	0.00%
Xylenes - m,p	0.00%	0.00%	0.00%	0.00%
Chloromethane	0.00%	0.00%	0.00%	0.00%
Methylene Chloride	0.00%	0.00%	0.00%	0.00%
Tetrachloroethene	0.00%	0.04%	0.00%	0.01%
Trichloroethene	0.18%	0.20%	0.34%	0.21%
Vinyl Chloride	12.46%	9.45%	22.40%	0.00%
cis 1,2 Dichloroethene	0.03%	0.04%	0.06%	0.00%
trans 1,2 Dichloroethene	0.00%	0.00%	0.00%	0.00%
Benzene	0.00%	0.00%	0.61%	0.54%
Toluene	0.00%	0.00%	0.00%	0.00%
Trichlorofluoromethane (Freon 11)	0.00%	0.00%	0.00%	0.00%
Dichlorodifluoromethane (Freon 12)	0.00%	0.00%	0.00%	0.00%
Chlorodifluoromethane (Freon 22)	0.00%	0.00%	0.00%	0.00%
Trichlorotrifluoroethane (Freon 113)	0.00%	0.00%	0.00%	0.00%

Notes/Acronyms:

- (1) Actual effluent concentrations are analytical results from air samples collected on the dates shown.
 - (2) Compound-specific AGC values per the NYSDEC DAR-1 AGC/SGC tables, revised February 28, 2014.
 - (3) Maximum allowable stack concentrations were calculated by dividing the product of the annual guideline concentration of a compound and the ratio of the SCREEN3 gas emission rate and the SCREEN3 average concentration at receptor height by the air flow rate at the stack temperature and multiplying by the appropriate conversion factors.
 - (4) Percent of MASC was calculated by dividing the actual effluent concentration by the MASC for a given monitoring event.
- µg/m³ Micrograms per cubic meter
 AGC Annual guideline concentration
 MASC Maximum allowable stack concentration



Appendix E

Remedial Well RW-4 Leak Repair
Summary Report

Mr. Steven Scharf, P.E.
New York State Department of Environmental Conservation
Remedial Action, Bureau A
Division of Environmental Remediation
625 Broadway
Albany, NY 12233-7015

Subject:

Remedial Well RW-4 Leak Repair Summary Report,
Bethpage Park Groundwater Containment System (BPGWCS),
Operable Unit 3, Northrop Grumman Systems Corporation, Bethpage, New York.

Dear Mr. Scharf:

On behalf of Northrop Grumman Systems Corporation (Northrop Grumman), ARCADIS is providing this report summarizing the repair of the water leak at Remedial Well RW-4 at the Operable Unit 3 Bethpage Park Groundwater Containment System (BPGWCS). AGL Contracting, Ltd. (AGL) was subcontracted by ARCADIS to perform the work. An ARCADIS engineer provided continuous oversight of the work and collected the end point samples. To stop the water leak, Remedial Well RW-4 was temporarily shut down upon discovery of the leak on March 30, 2015 and remained offline until repairs were completed on April 23, 2015. During the shutdown, AGL performed the following work:

- Removal of the well vault
- Excavation of soil in the vicinity of the leak area
- Identification and repair of the leak
- Hydrostatic pressure testing of the repair, and;
- Restoration of the work area to pre-construction conditions.

Additional details as to the repair effort are provided below.

The leak was identified at the threaded connection between the pitless adapter and the stainless steel to high density polypropylene (HDPE) transition pipe section. The HDPE pipe was cut to replace the stainless steel to HDPE transition and the pitless adapter. Two HDPE couplings were installed and electro-fused between the new stainless steel to HDPE transition, a one-foot section of new HDPE pipe, and the original HDPE piping. During the hydrostatic pressure test, ARCADIS observed a water leak at the threaded connection between the pitless adapter and the new stainless steel-HDPE transition. Therefore, the horizontal HDPE pipe was cut between the two previously fused couplings, and the transition was re-sealed and re-

ARCADIS of New York, Inc.
Two Huntington Quadrangle
Suite 1S10
Melville
New York 11747
Tel 631 249 7600
Fax 631 249 7610
www.arcadis-us.com

ENVIRONMENT

Date:

June 25, 2015

Contact:

Christopher Engler

Phone:

315.446.9120

Email:

Christopher.Engler@
arcadis-us.com

Our ref:

NY001496.1714.RW4H7

Imagine the result

torqued. A new, third coupling was then electro-fused and the piping was hydrostatically pressure tested at 70 psi for 1 hour (typical operating pressure is 60 psi). Leaks were not observed at the RW-4 piping during the test, therefore the repair was considered acceptable.

As a result of the repair activities, approximately 3 cubic yards of soil were removed in the vicinity of the leak. Prior to backfilling, two endpoint soil samples were collected from the bottom of the excavation (approximately 5 feet below grade) as discussed with NYSDEC prior the repair work. **Table 1** provides the validated analytical results of the endpoint samples and **Figure 1** depicts the endpoint sampling locations. Excavated soil was containerized, characterized, and disposed of as non-hazardous at an approved off-site facility. The Non-Hazardous Manifest (Doc. No. 135362) is provided as Attachment 1.

Please contact us if you have any questions or comments.

Sincerely,

ARCADIS of New York, Inc.



Christopher Engler, P.E.
Engineer of Record

Enclosures

Copies:

Walter Parish, New York State Department of Environmental Conservation
Steven Karpinski, NYS Dept. of Health
Joseph DeFranco, Nassau County Dept. of Health
Fred Weber, Northrop Grumman Corporation
Edward Hannon, Northrop Grumman Corporation, w/o enclosure
File

Table 1. Concentrations of Volatile Organic Compounds in Endpoint Soil Samples, Remedial Well RW-4 Leak Repair, Bethpage Park Groundwater Containment System, Operable Unit 3 (Former Grumman Settling Ponds), Bethpage, New York. ⁽¹⁾

COMPOUND	Sample Location:	RW-4	RW-4
	Sample ID:	RW-4 EP-1	RW-4 EP-2
	Sample Date:	4/23/2015	4/23/2015
	Units:	(µg/kg)	(µg/kg)
1,1,1-Trichloroethane		< 1.9	< 2.0
1,1,2,2-Tetrachloroethane		< 1.9	< 2.0
1,1,2-Trichloroethane		< 1.9	< 2.0
1,1-Dichloroethane		< 0.94	< 0.98
1,1-Dichloroethene		< 0.94	< 0.98
1,2-Dichloroethane		< 0.94	< 0.98
1,2-Dichloropropane		< 1.9	< 2.0
2-Butanone		< 9.4	< 9.8
4-methyl-2-pentanone		< 4.7	< 4.9
Acetone		< 9.4	5.4 J
Benzene		< 0.47	< 0.49
Bromodichloromethane		< 1.9	< 2.0
Bromoform		< 4.7	< 4.9
Bromomethane		< 4.7	< 4.9
Carbon Disulfide		< 1.9	< 2.0
Carbon tetrachloride		< 1.9	< 2.0
Chlorobenzene		< 1.9	< 2.0
Chlorodibromomethane		< 1.9	< 2.0
Chlorodifluoromethane (Freon 22)		< 4.7	< 4.9
Chloroethane		< 4.7	< 4.9
Chloroform		< 1.9	< 2.0
Chloromethane		< 4.7	< 4.9
cis-1,2-dichloroethene		< 0.94	< 0.98
cis-1,3-dichloropropene		< 1.9	< 2.0
Dichlorodifluoromethane (Freon 12)		< 4.7	< 4.9
Dichloromethane		< 4.7	< 4.9
Ethylbenzene		0.17 J	0.26 J
Methyl N-Butyl Ketone		< 4.7	< 4.9
Methyl tert-Butyl Ether		< 0.94	< 0.98
Styrene		< 1.9	< 2.0
Tetrachloroethene		< 1.9	< 2.0
Toluene		0.32 J	0.43 J
trans-1,2-dichloroethene		< 0.94	< 0.98
trans-1,3-dichloropropene		< 1.9	< 2.0
Trichloroethylene		< 0.94	< 0.98
Trichlorofluoromethane (Freon 11)		< 4.7	< 4.9
Trichlorotrifluoroethane (Freon 113)		< 4.7	< 4.9
Vinyl Chloride		< 1.9	< 2.0
Xylene-o		0.31 J	0.41 J
Xylenes - m,p		0.46 J	0.87 J
Total VOCs ⁽²⁾		1.3	7.4
Total Project VOCs ⁽³⁾		1.1	1.7

See notes on last page.

Table 1. Concentrations of Volatile Organic Compounds in Endpoint Soil Samples, Remedial Well RW-4 Leak Repair, Bethpage Park Groundwater Containment System, Operable Unit 3 (Former Grumman Settling Ponds), Bethpage, New York. ⁽¹⁾

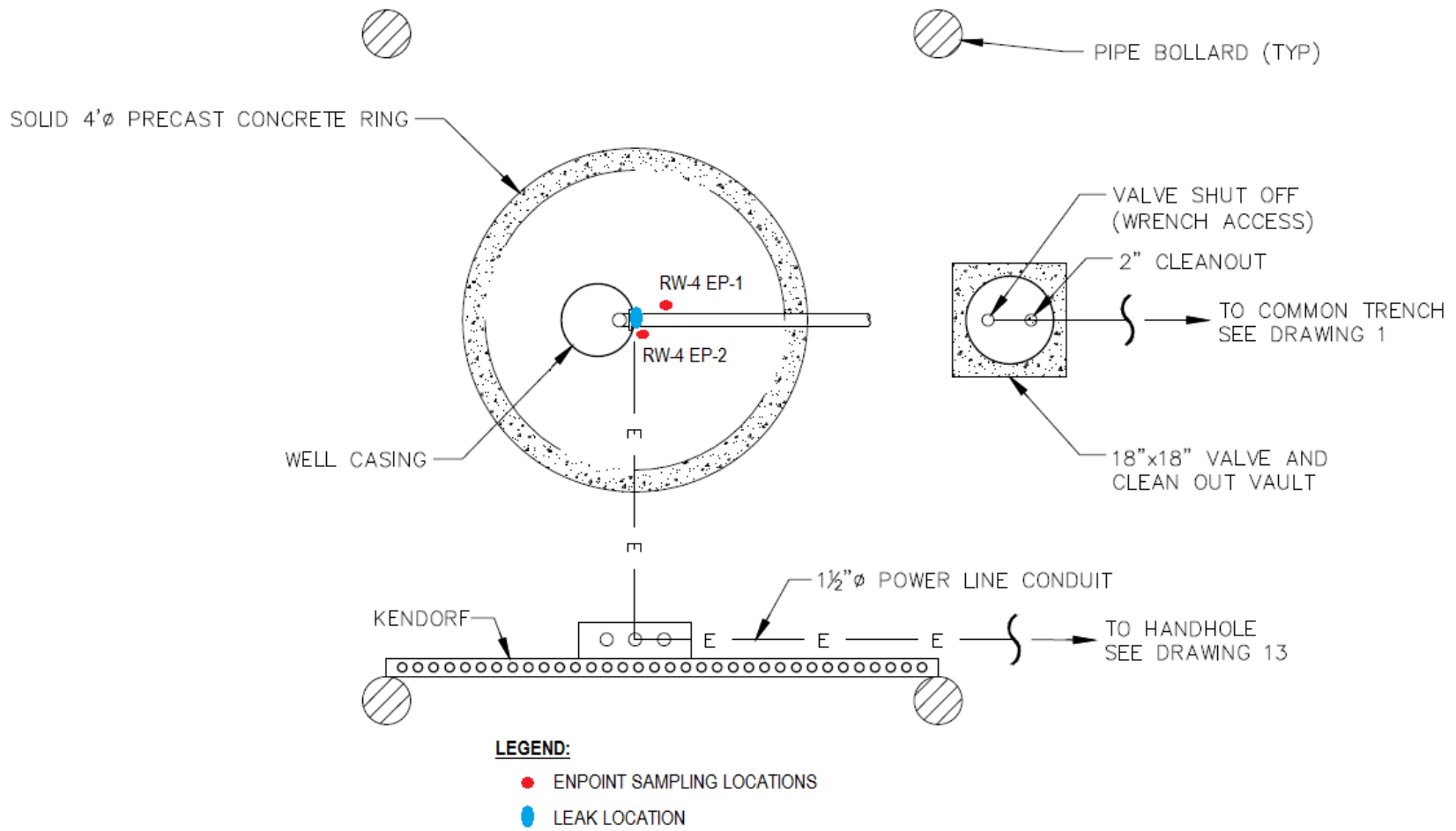
Notes:

- (1) Soil samples collected by ARCADIS on the dates shown and submitted to a NYSDOH ELAP certified laboratory for VOC analyses per USEPA Method 8260C. Results validated following protocols specified in Sampling and Analysis Plan in the December 2009 DRAFT OM&M Manual (ARCADIS 2009).
- (2) "Total VOCs" represents the sum of estimated individual concentrations of the VOCs detected.
- (3) "Project VOCs" represents the sum of estimated individual compound concentrations of 1,1,1-trichloroethane; 1,1-dichloroethane; 1,2-dichloroethane; 1,1-dichloroethene; tetrachloroethene; trichloroethene; vinyl chloride; cis-1,2-dichloroethene; trans-1,2-dichloroethene; benzene; toluene; and xylenes-o,m, and p.
- (4) Samples were collected on April 23, 2015 from the base of the excavation after leak repair and pressure testing of the pipeline, and prior to backfilling.

Acronyms\Key:

Bold value indicates a detection.

ELAP	Environmental Laboratory Approval Program
NYSDEC	New York State Department of Environmental Conservation.
NYSDOH	New York State Department of Health
VOC	Volatile organic compound.
µg/kg	Micrograms per kilogram.
J	Compound detected but below its reporting limit; the value is estimated.
USEPA	United States Environmental Protection Agency



ARCADIS OF NEW YORK, INC.

NORTHROP GRUMMAN CORPORATION • BETHPAGE, NEW YORK
 OPERABLE UNIT 3 - FORMER GRUMMAN SETTLING PONDS

RW-4 LEAK REPAIR ENDPPOINT SAMPLING LOCATIONS

ARCADIS Project No.
 NY001496.1714.RW4H7

Date
 APRIL 2015

ARCADIS
 8723 Towpath Road
 P.O. Box 66
 Syracuse, NY 13214
 Tel: 315.446.9120



Attachment 1

Non-Hazardous Manifest

Non-Hazardous Manifest

Manifest Doc No.135362

Generator

Generator ID: 16080
NORTHROP GRUMMAN CORP.
600 GRUMMAN RD. WEST
BETHPAGE, NY 11714
5165754680

Transporter

ABLE ENVIRONMENTAL SERVICE
6315676545
NYR000003582
1A-392

Facility

A B OIL SERVICE LTD.
1599 Ocean Avenue
Bohemia, NY 11716
631.567.6545
NYD987023371

Shipping Name and Description	NumCont	ContType	Quantity	Units	Profile ID
CONTAMINATED DIRTS, SOILS, AND SANDS	13	DM	5200	P	N816
NON HAZARDOUS SOLIDS	3	DM	1200	P	NONHAZ S
<i>New Drum Supply.</i>	<i>7</i>	<i>DM</i>	<i>280</i>	<i>P</i>	<i>ND</i>

Material Name	Quantity

Additional Descriptions for Materials Listed Above	Handling Codes Listed Above

Special Handling Instructions and Additional Information
 24 Hour Emergency # (631) 567 - 6545
 ERG# 128

Generator's Certification: I certify the materials described above are not subject to federal regulations for reporting proper disposal of Hazardous Waste.

Printed / Typed Name *MAGDALENA RYCHTECKA* Signature *[Signature]* Date *5/28/15*

Transporter 1 Acknowledgement of Receipt of Materials
 Printed / Typed Name *John Marinelli* Signature *[Signature]* Date *5/28/15*

Transporter 2 Acknowledgement of Receipt of Materials
 Printed / Typed Name _____ Signature _____ Date _____

Discrepancy Indication Space

Facility Owner or Operator: Certification of receipt of waste materials covered by this manifest except as noted above.

Printed / Typed Name *Jennifer Carman* Signature *[Signature]* Date *5/28/15*