

Summary Packet
Vertical Profile Boring 127
And BPOW 1-3, 1-4, 1-5, and 1-6

NWIRP Bethpage
Bethpage, New York



Naval Facilities Engineering Command
Mid-Atlantic

Contract No. N62472-03-D-0057
Contract Task Order 066

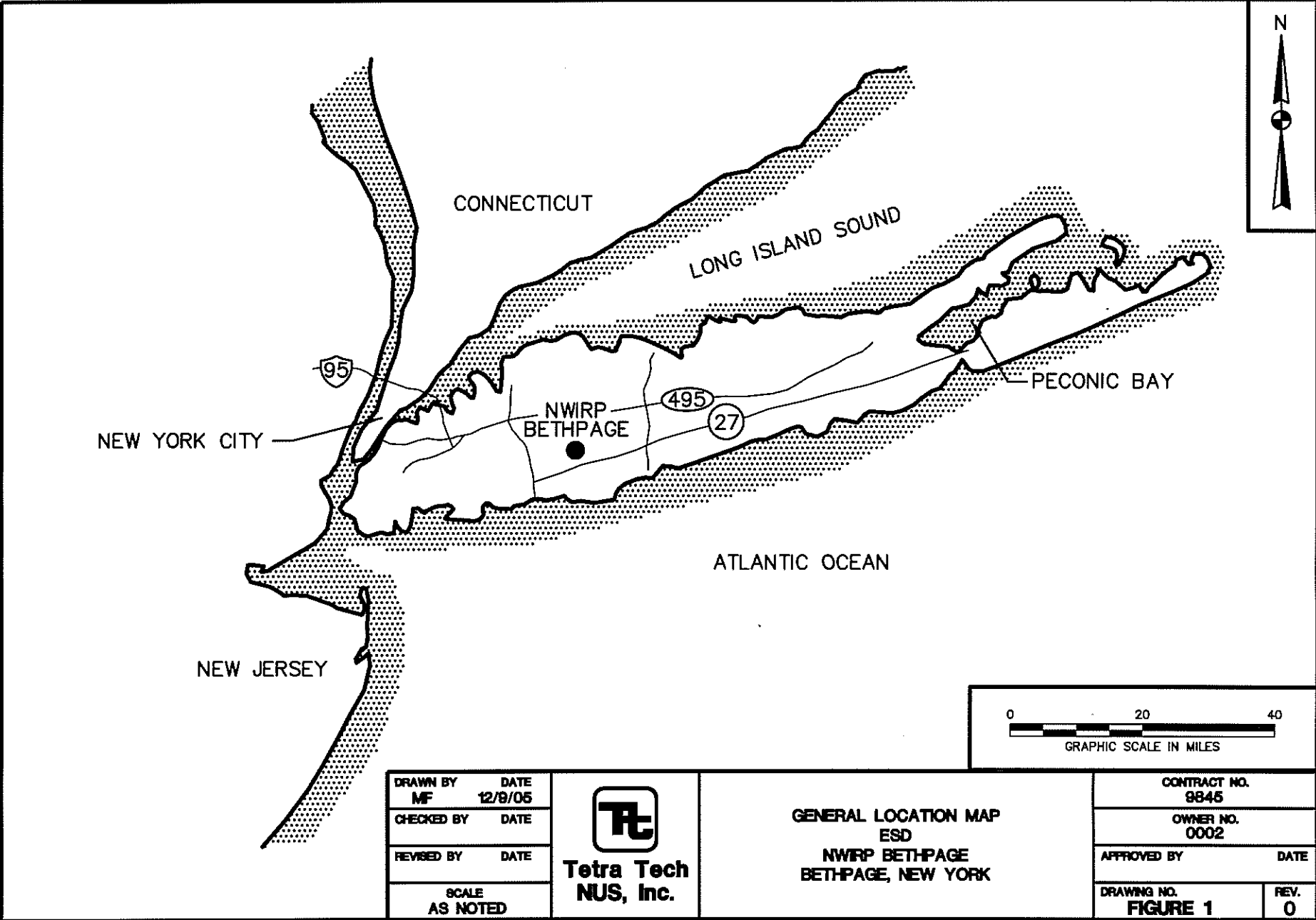
August 2012

TABLE OF CONTENTS

SECTION	PAGE
1	Figures..... 1
	-Figure 1 – General Location Map
	-Figure 2 – Cross Section Location Map
	-Figure 3 – Cross Section B-B'
	-Figure 4 – Cross Section E-E'
2	VPB 127 Boring/Gamma Logs..... 6
3	VPB 127 Groundwater Sample Log Sheets 44
4	VPB 127 Analytical Data Sheets 85
	-Ecotest
	-Chemtech
5	VPB 127 Chain of Custody Records..... 174
6	VPB 127 Data Validation Package 182
7	VPB 127 Detected Compounds Table 191
8	BPOW 1-3 193
	-Well Repair Log
	-Well Development Record
	-GW Sample Logs
	-Analytical Data Sheets
	-Chain of Custody Records
	-Data Validation Package
9	BPOW 1-4, 1-5, 1-6..... 220
	-Boring Logs
	-Well Construction Logs
	-Well Development Records
	-Analytical Data Sheets
	-Chain of Custody Records
	-Data Validation Package
10	Survey..... 284

Section 1

Figures

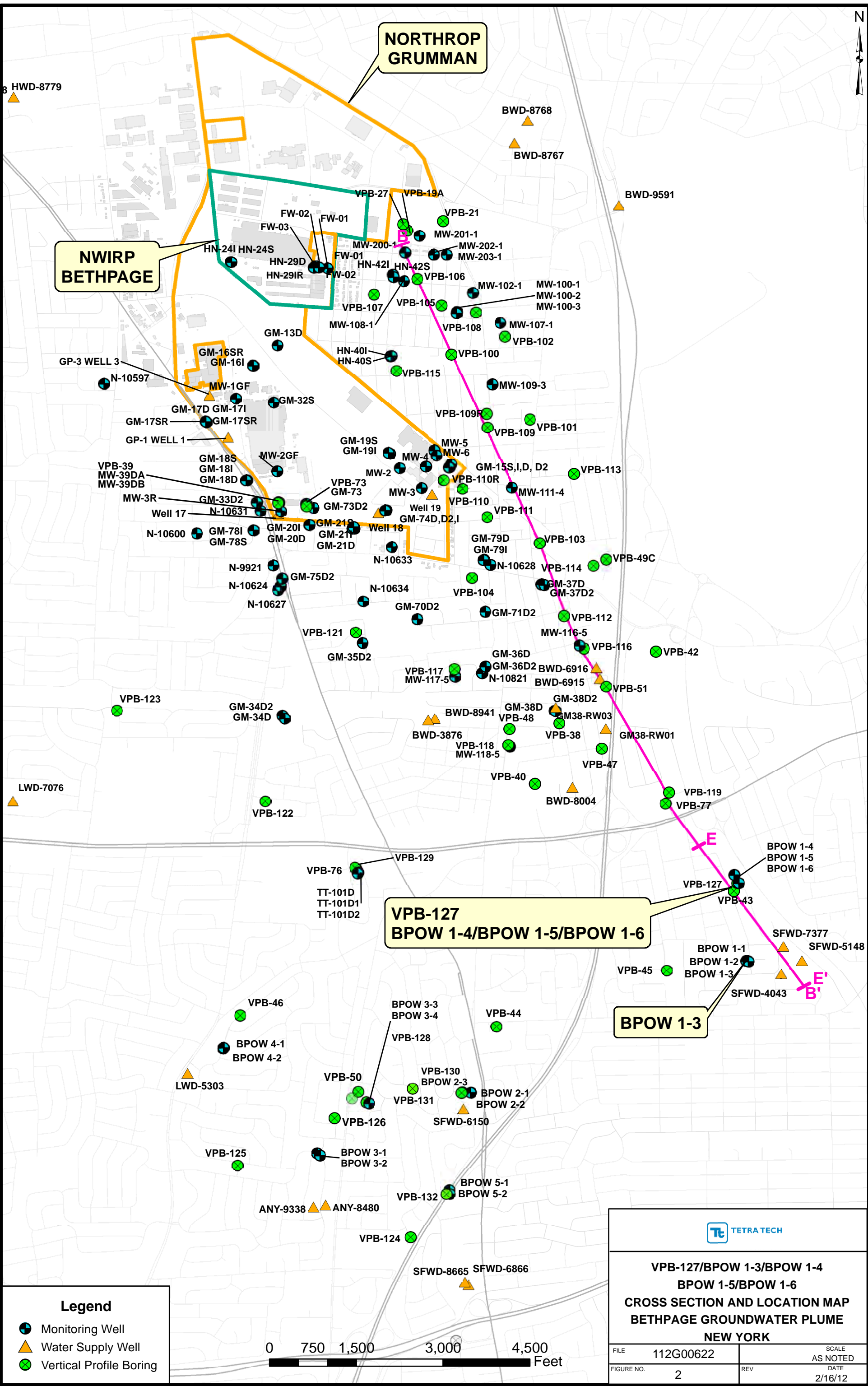


DRAWN BY	DATE
MF	12/8/05
CHECKED BY	DATE
REVISD BY	DATE
SCALE AS NOTED	



**GENERAL LOCATION MAP
ESD
NWIRP BETHPAGE
BETHPAGE, NEW YORK**

CONTRACT NO. 9845	
OWNER NO. 0002	
APPROVED BY	DATE
DRAWING NO. FIGURE 1	REV. 0



**NWIRP
BETHPAGE**

**NORTHROP
GRUMMAN**

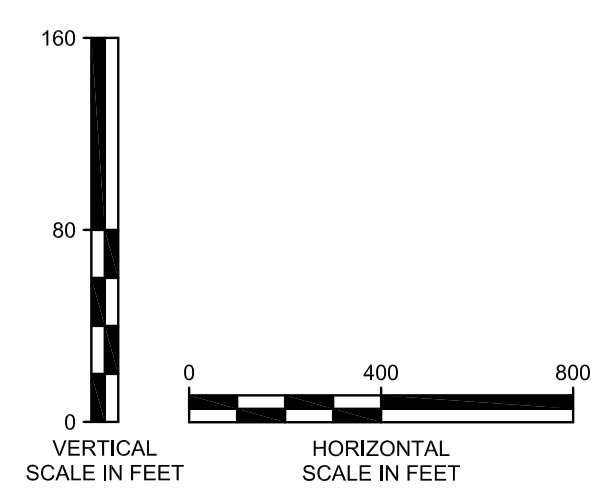
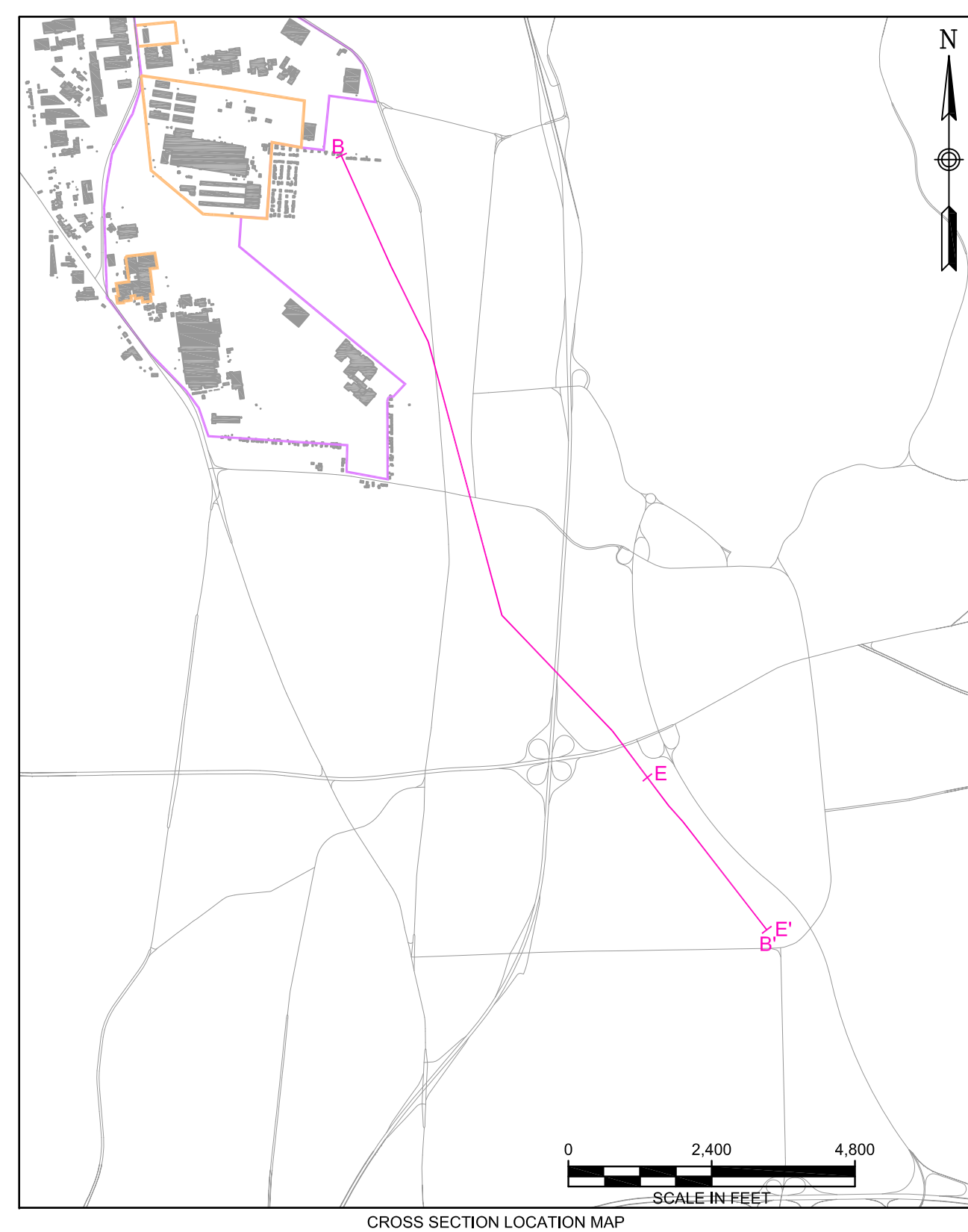
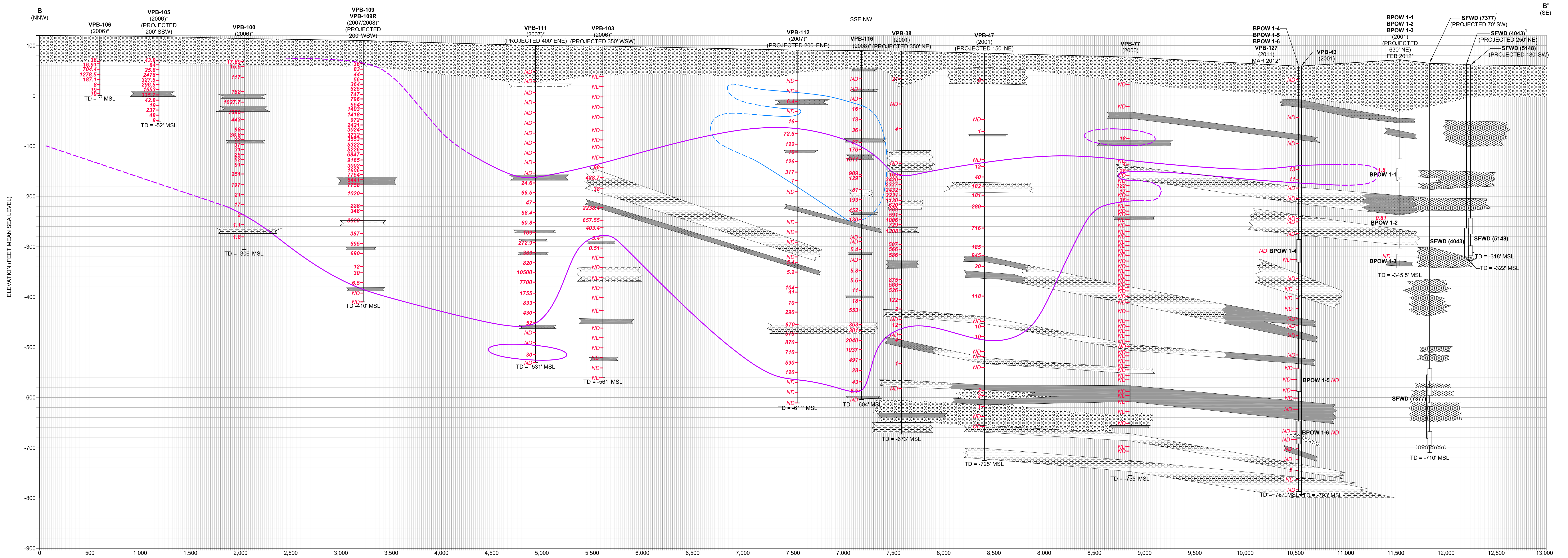
**VPB-127
BPOW 1-4/BPOW 1-5/BPOW 1-6**

BPOW 1-3

- Legend**
- Monitoring Well
 - Water Supply Well
 - Vertical Profile Boring

0 750 1,500 3,000 4,500 Feet

VPB-127/BPOW 1-3/BPOW 1-4 BPOW 1-5/BPOW 1-6 CROSS SECTION AND LOCATION MAP BETHPAGE GROUNDWATER PLUME NEW YORK	
FILE	112G00622
FIGURE NO.	2
SCALE	AS NOTED
REV	DATE
	2/16/12

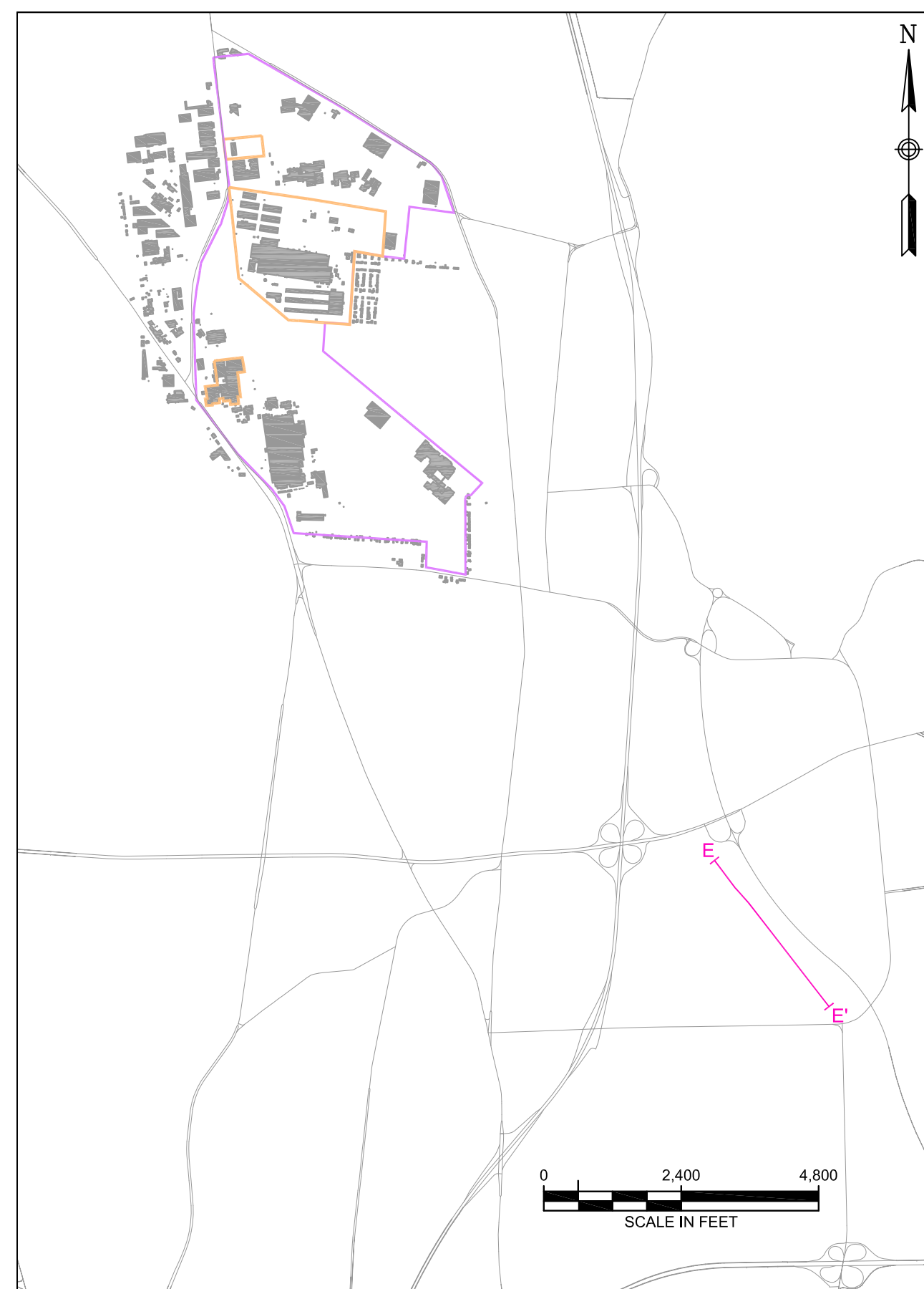
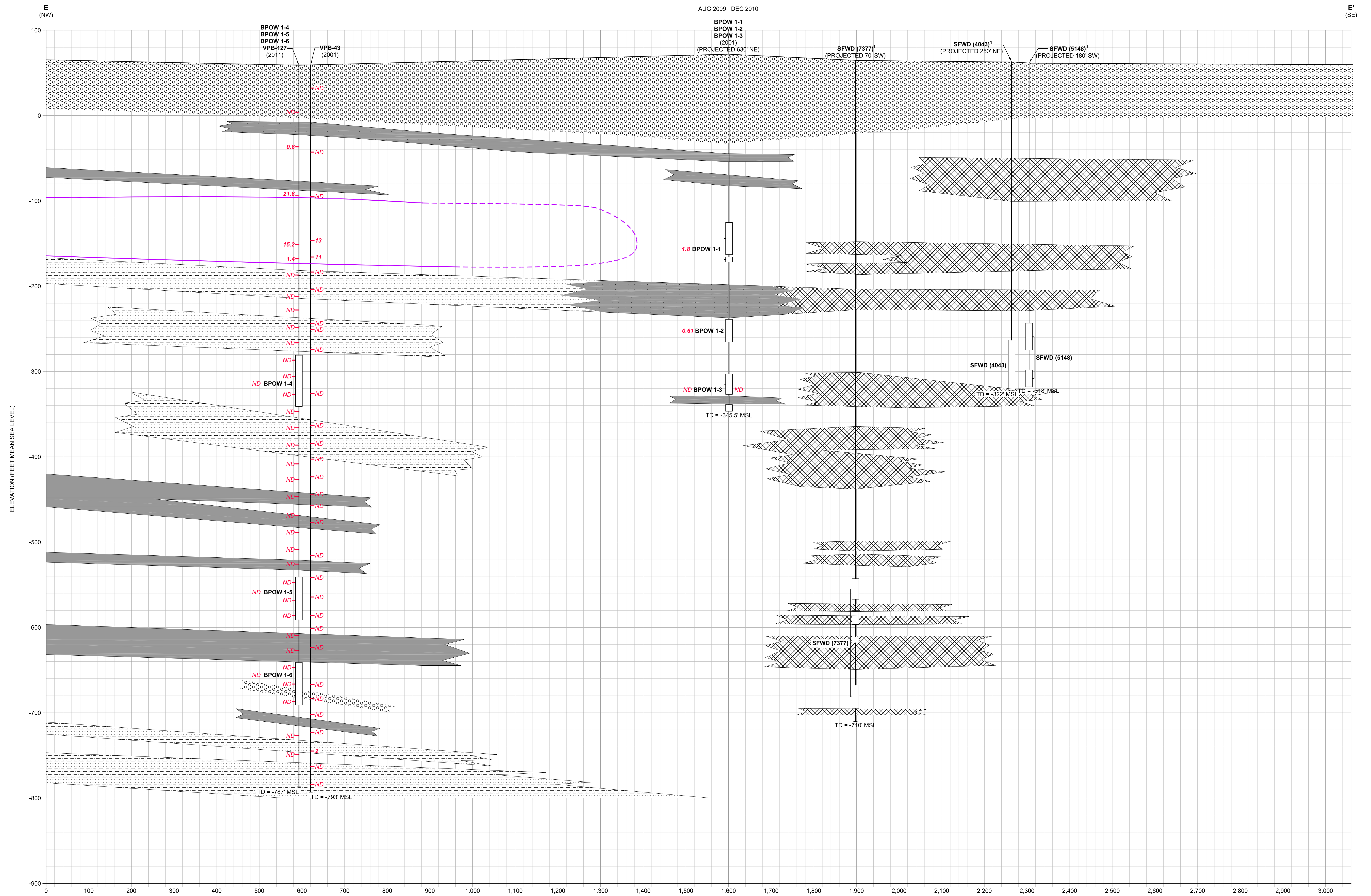


LEGEND	
	SAND AND GRAVEL
	F-M SAND WITH VARYING AMOUNTS OF SILT, CLAY, AND C. SAND
CONFINING UNITS	
	INTERBEDDED CLAY AND SAND
	SANDY CLAY
	CLAY
	CONFINING UNIT FROM ARCADIS CROSS-SECTION, NO SPECIFIC LITHOLOGY GIVEN
¹	ARCADIS CROSS SECTION (2004)
	TVOC DATA FROM ARCADIS
	MONITORING WELL ID
	VERTICAL PROFILE BORING
	INSTALLATION YEAR
	MONITORING WELL SAMPLING DATE
	CONFINING UNIT (DASHED WHERE INFERRED)
	MONITORING WELL SCREEN WITH TVOC CONCENTRATION
	VERTICAL PROFILE BORING TVOC RESULTS IN ug/L
	NOT DETECTED
	MIXED VOC PLUME (5 ug/L CONTOUR LINE)
	PCE PLUME (5 ug/L CONTOUR LINE)
	TOTAL DEPTH MEAN SEA LEVEL

TETRA TECH

CROSS SECTION B - B'
BETHPAGE GROUNDWATER PLUME
BETHPAGE, NEW YORK

FILE 112G00622G502	SCALE AS NOTED
FIGURE NUMBER B - B'	REV 0
	DATE 11/01/12



LEGEND

- SAND AND GRAVEL
- F-M SAND WITH VARYING AMOUNTS OF SILT, CLAY, AND C. SAND
- CONFINING UNITS
 - INTERBEDDED CLAY AND SAND
 - SANDY CLAY
 - CLAY
- CONFINING UNIT FROM ARCADIS CROSS-SECTION, NO SPECIFIC LITHOLOGY GIVEN
- ARCADIS CROSS SECTION (2004)
- TVOC DATA FROM ARCADIS

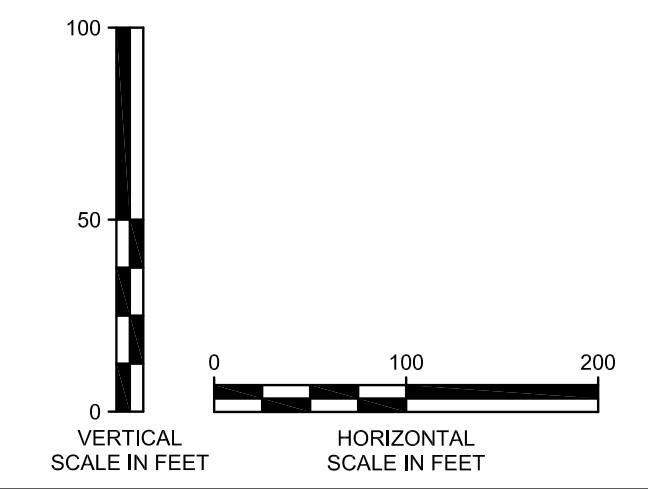
BPOW 3-2
 VPB-127 (2003)
 (PROJECTED 450' ESE) PROJECTION
 MAR 2012
 MONITORING WELL ID
 VERICAL PROFILE BORING
 INSTALLATION YEAR
 MONITORING WELL SAMPLING DATE
 CONFINING UNIT (DASHED WHERE INFERRED)
 MONITORING WELL SCREEN WITH TVOC CONCENTRATION
 VERTICAL PROFILE BORING TVOC RESULTS IN $\mu\text{g/L}$
 NON-DETECT
 MIXED VOC PLUME (5 $\mu\text{g/L}$ CONTOUR LINE)
 PCE PLUME (5 $\mu\text{g/L}$ CONTOUR LINE)
 TD = -743' MSL

BPOW 1-1
 BPOW 1-2
 BPOW 1-3
 TD = -345.5' MSL

SFWD (7377)
 (PROJECTED 70' SW)
 TD = -710' MSL

SFWD (4043)
 (PROJECTED 250' NE)
 TD = -322' MSL

SFWD (5148)
 (PROJECTED 180' SW)
 TD = -318' MSL



CROSS SECTION E - E'
 BETHPAGE GROUNDWATER PLUME
 BETHPAGE, NEW YORK

FILE 112G00622G505	SCALE AS NOTED
FIGURE NUMBER E - E'	REV 0
	DATE 11/01/12

Section 2

VPB 127 Boring/Gamma Logs



BORING LOG

PROJECT NAME: **BETHPAGE OU-2 OFFSITE GW**
 PROJECT NUMBER: **112G00622-PHASE II**
 DRILLING COMPANY: **DELTA WELL & PUMP**
 DRILLING RIG: **MUD ROTARY - FAILING**

BORING No.: **VPB-127**
 DATE: **11-1-10**
 GEOLOGIST: **Conti**
 DRILLER: **BRIAN WELSHAR**

Sample No. and Type or RQD	Depth (Ft.) or Run No.	Blows / 6" or RQD (%)	Sample Recovery / Sample Length	Lithology Change (Depth/Ft.) or Screened Interval	MATERIAL DESCRIPTION			U S C S *	Remarks	PID/FID Reading (ppm)								
					Soil Density/ Consistency or Rock Hardness	Color	Material Classification			Sample	Sampler BZ	Borehole**	Driller BZ**					
	0																	
	11/1				M DENSE	YELLOW BRN	SAND AND GRAVEL		SW DAMP TO DRY	0								
	10						SAME		1 TO 1/2" ϕ GRAVEL	0								
	1 1/4						SAME			0								
	0840						SAME			0								
	30						SAME			0								
	0900						SAND - TR TO SOME GRAVEL		SM MOSTLY SAND.	0								
	0930								WET ? \pm 50'									

* When rock coring, enter rock brokenness.

** Include monitor reading in 6 foot intervals @ borehole. Increase reading frequency if elevated reponse read.

Remarks: SET 10" ϕ CAS TO \pm 17' USING CASING DRIVER W/ 10" ROUER BIT AND AIR TO REMOVE CUTTINGS.

Drilling Area Background (ppm): 0

Converted to Well: Yes No X Well I.D. #:



BORING LOG

PROJECT NAME: **BETHPAGE OU-2 OFFSITE GW**
 PROJECT NUMBER: **112G00622-PHASE II**
 DRILLING COMPANY: **DELTA WELL & PUMP**
 DRILLING RIG: **MUD ROTARY**

BORING No.: **VPB-127**
 DATE: **11/5/10**
 GEOLOGIST: **Conti**
 DRILLER: **B. WELISCHAR**

Sample No. and Type or RQD	Depth (Ft.) or Run No.	Blows / 6" or RQD (%)	Sample Recovery / Sample Length	Lithology Change (Depth/Ft.) or Screened Interval	MATERIAL DESCRIPTION			U S C S *	Remarks	PID/FID Reading (ppm)			
					Soil Density/ Consistency or Rock Hardness	Color	Material Classification			Sample	Sampler BZ	Borehole**	Driller BZ**
	100				M DENSE	TAN	SAND		WET	0			
	110						SAND - TR GRAVEL			0			
	120						SAME			0			
	130						SAME			0			
	140						SAME - TR CLAY		LOSE SOME WATER @ 136'	0			
	150						SAME			0			

1 1/5
 1 1/8

* When rock coring, enter rock brokenness.

** Include monitor reading in 6 foot intervals @ borehole. Increase reading frequency if elevated response read.

Remarks: _____

Drilling Area Background (ppm):

Converted to Well: Yes _____ No X Well I.D. #: _____



BORING LOG

PROJECT NAME: **BETHPAGE OU-2 OFFSITE GW**
 PROJECT NUMBER: **112G00622-PHASE II**
 DRILLING COMPANY: **DELTA WELL & PUMP**
 DRILLING RIG: **MUD ROTARY**

BORING No.: **VPB-127**
 DATE: **11/8/10**
 GEOLOGIST: **Conti**
 DRILLER: **B. WELLSCHAR**

Sample No. and Type or RQD	Depth (Ft.) or Run No.	Blows / 6" or RQD (%)	Sample Recovery / Sample Length	Lithology Change (Depth/Ft.) or Screened Interval	MATERIAL DESCRIPTION			U S C S *	Remarks	PID/FID Reading (ppm)								
					Soil Density/ Consistency or Rock Hardness	Color	Material Classification			Sample	Sampler BZ	Borehole**	Driller BZ**					
	150																	
S-3 1030	152 153				DENSE BRN GRAY SAND - TR GRAVEL			SM	TOOK GW BP VPB127-153	0								
	160				SAME					0								
	170				SAME					0								
	180				SAME.					0								
S-4 1350	186 187			0	SAND - TR CLAY				NO SAMPLE - TR CLAY ON EXPOSED SCREEN	0								
	190								WILL GO TO 206' NEXT									
	200																	

* When rock coring, enter rock brokenness.

** Include monitor reading in 6 foot intervals @ borehole. Increase reading frequency if elevated response read.

Remarks: _____

Drilling Area Background (ppm):

Converted to Well: Yes _____ No X Well I.D. #: _____



BORING LOG

PROJECT NAME: **BETHPAGE OU-2 OFFSITE GW**
 PROJECT NUMBER: **112G00622-PHASE II**
 DRILLING COMPANY: **DELTA WELL & PUMP**
 DRILLING RIG: **MUD ROTARY**

BORING No.: **VPB-127**
 DATE: **11/10/10**
 GEOLOGIST: **Conti**
 DRILLER: **B. WELLSCHAR**

Sample No. and Type or RQD	Depth (Ft.) or Run No.	Blows / 6" or RQD (%)	Sample Recovery / Sample Length	Lithology Change (Depth/Ft.) or Screened Interval	MATERIAL DESCRIPTION			U S C S *	Remarks	PID/FID Reading (ppm)			
					Soil Density/ Consistency or Rock Hardness	Color	Material Classification			Sample	Sampler BZ	Borehole**	Driller BZ**
	300				DENSE TAN		SAND (FTOM)	SM WET		0			
S-10 @ 1305	306 307								TOOK BP-VPB127 GW-307	0			
	310						SAME			0			
	320						SAME			0			
S-11 @ 1500	326 327						SANDY CLAY		TOOK BP-VPB127 GW-327	0			
	330						SAND		SANDY CLAY ON SCREEN	0			
	340						SAME	SM WET		0			
S-12 @ 0940	346 347								TOOK: BP-VPB127 GW-347	0			
	350									0			

11/10
11/11

* When rock coring, enter rock brokenness.

** Include monitor reading in 6 foot intervals @ borehole. Increase reading frequency if elevated response read.

Remarks: _____

Drilling Area Background (ppm):

Converted to Well: Yes No X Well I.D. #: _____



BORING LOG

PROJECT NAME: BETHPAGE OU-2 OFFSITE GW
 PROJECT NUMBER: 112G00622-PHASE II
 DRILLING COMPANY: DELTA WELL & PUMP
 DRILLING RIG: MUD ROTARY

BORING No.: VPB-127
 DATE: 11/11/10
 GEOLOGIST: Conti
 DRILLER: B WEUSCHAR

Sample No. and Type or RQD	Depth (Ft.) or Run No.	Blows / 6" or RQD (%)	Sample Recovery / Sample Length	Lithology Change (Depth/Ft.) or Screened Interval	MATERIAL DESCRIPTION			U S C S *	Remarks	PID/FID Reading (ppm)				
					Soil Density/ Consistency or Rock Hardness	Color	Material Classification			Sample	Sampler BZ	Borehole**	Driller BZ**	
	350				DENSE SAND (F/M)			SM WET						
	360				SAME.									
S-13 1130	366 367								TOOK BP-VPB127 GW-367					
	370				SAME									
	380				SAME.									
S-14 1345	386 387 390								TOOK BP-VPB127- GW-387					
	400													

* When rock coring, enter rock brokenness.

** Include monitor reading in 6 foot intervals @ borehole. Increase reading frequency if elevated response read.

Remarks: _____

Drilling Area
 Background (ppm): 0

Converted to Well: Yes _____ No _____ X _____ Well I.D. #: _____



BORING LOG

PROJECT NAME: **BETHPAGE OU-2 OFFSITE GW**
 PROJECT NUMBER: **112G00622-PHASE II**
 DRILLING COMPANY: **DELTA WELL & PUMP**
 DRILLING RIG: **MUD ROTARY**

BORING No.: **VPB-127**
 DATE: **11/11/10**
 GEOLOGIST: **Conti**
 DRILLER: **B WELLSCHAR**

Sample No. and Type or RQD	Depth (Ft.) or Run No.	Blows / 6" or RQD (%)	Sample Recovery / Sample Length	Lithology Change (Depth/Ft.) or Screened Interval	MATERIAL DESCRIPTION			U S C S *	Remarks	PID/FID Reading (ppm)								
					Soil Density/ Consistency or Rock Hardness	Color	Material Classification			Sample	Sampler BZ	Borehole**	Driller BZ**					
	400																	
					DENSE		SAND F/M	SM	WET									
									TOOK									
	S-15 e 1530	406 407							BP-VPB127- GW-407									
		410					SAME											
		420					SAME											
									TOOK									
	S-16 e 1000	426 427							BP-VPB127 -GW-427									
		430					SAME											
		440					SAME											
									TOOK VPB127									
	S-17 e 1130	446 447							GW-447									
		450							DUPTO									
									CHEMTECH									

11/11
11/12

11/15

* When rock coring, enter rock brokenness.

** Include monitor reading in 6 foot intervals @ borehole. Increase reading frequency if elevated response read.

Remarks: _____

Drilling Area Background (ppm):

Converted to Well: Yes No X Well I.D. #: _____



BORING LOG

PROJECT NAME: BETHPAGE OU-2 OFFSITE GW
 PROJECT NUMBER: 112G00622-PHASE II
 DRILLING COMPANY: DELTA WELL & PUMP
 DRILLING RIG: MUD ROTARY

BORING No.: VPB-127
 DATE: 11/15/10
 GEOLOGIST: Conti
 DRILLER: B WELISCHAR

Sample No. and Type or RQD	Depth (Ft.) or Run No.	Blows / 6" or RQD (%)	Sample Recovery / Sample Length	Lithology Change (Depth/Ft.) or Screened Interval	MATERIAL DESCRIPTION			U S C S *	Remarks	PID/FID Reading (ppm)			
					Soil Density/Consistency or Rock Hardness	Color	Material Classification			Sample	Sampler BZ	Borehole**	Driller BZ**
	<u>450</u>				<u>DENSE</u>	<u>SPAY TAN</u>	<u>SAND F/M</u>	<u>SM</u>	<u>WET</u>	<u>0</u>			
	<u>460</u>						<u>SAME</u>			<u>0</u>			
<u>S-18</u>	<u>466</u>								<u>TOOK</u>				
<u>@</u>	<u>467</u>						<u>SAME - TR</u>		<u>BP-VPB127-</u>				
	<u>470</u>						<u>CLAYEY SAND</u>		<u>GW-467</u>	<u>0</u>			
							<u>ON SCREEN OF H-PUNCH</u>						
	<u>480</u>						<u>SAME</u>			<u>0</u>			
<u>S-19</u>	<u>486</u>								<u>TOOK</u>				
<u>@</u>	<u>487</u>						<u>SAME</u>		<u>BP-VPB127-</u>				
	<u>490</u>								<u>GW-487</u>	<u>0</u>			
	<u>500</u>												

* When rock coring, enter rock brokenness.

** Include monitor reading in 6 foot intervals @ borehole. Increase reading frequency if elevated response read.

Remarks: _____

Drilling Area Background (ppm): 0

Converted to Well: Yes _____ No X Well I.D. #: _____



BORING LOG

PROJECT NAME: **BETHPAGE OU-2 OFFSITE GW**
 PROJECT NUMBER: **112G00622-PHASE II**
 DRILLING COMPANY: **DELTA WELL & PUMP**
 DRILLING RIG: **MUD ROTARY**

BORING No.: **VPB-127**
 DATE: **11/16/10**
 GEOLOGIST: **Conti**
 DRILLER: **B. WELISCHAR**

Sample No. and Type or RQD	Depth (Ft.) or Run No.	Blows / 6" or RQD (%)	Sample Recovery / Sample Length	Lithology Change (Depth/Ft.) or Screened Interval	MATERIAL DESCRIPTION			U S C S *	Remarks	PID/FID Reading (ppm)									
					Soil Density/ Consistency or Rock Hardness	Color	Material Classification			Sample	Sampler BZ	Borehole**	Driller BZ**						
	500																		
					DENSE	GRAY	SAND - F/M	SM	WET										
						TAN	TR CLAY												
S-20 @ 0945	506 507									TOOK BP-VPB-127 GW-507									
	510						SAND TR-SANDY												
							CLAY ON	SCREEN											
	520						SAND												
S-21 @ 1200	526 527									TOOK BP-VPB127 GW-527									
	530						SAME												
	540						SAME												
S-22 @ 1410	546 547									TOOK BP-VPB127 GW-547									
	550																		

* When rock coring, enter rock brokenness.

** Include monitor reading in 6 foot intervals @ borehole. Increase reading frequency if elevated response read.

Remarks: _____

Drilling Area
 Background (ppm):

Converted to Well: Yes _____ No _____ X _____ Well I.D. #: _____



BORING LOG

PROJECT NAME: **BETHPAGE OU-2 OFFSITE GW**
 PROJECT NUMBER: **112G00622-PHASE II**
 DRILLING COMPANY: **DELTA WELL & PUMP**
 DRILLING RIG: **MUD ROTARY**

BORING No.: **VPB-127**
 DATE: **11/16/10**
 GEOLOGIST: **Conti**
 DRILLER: **B. WEUSCHAR**

Sample No. and Type or RQD	Depth (Ft.) or Run No.	Blows / 6" or RQD (%)	Sample Recovery / Sample Length	Lithology Change (Depth/Ft.) or Screened Interval	MATERIAL DESCRIPTION			U S C S *	Remarks	PID/FID Reading (ppm)				
					Soil Density/Consistency or Rock Hardness	Color	Material Classification			Sample	Sampler BZ	Borehole**	Driller BZ**	
	550				DENSE	TAN GRAY	SAND F/M TR CLAY	SM WET						
	560						SAME							
	566								TOOK					
	567								BP-VPB127					
	570						SAME		GW-567					
	580						SAME							
	586								TOOK					
	587								BP-VPB127					
	590						SAME		GW-587					
	600													

11/16
11/17

* When rock coring, enter rock brokenness.

** Include monitor reading in 6 foot intervals @ borehole. Increase reading frequency if elevated response read.

Remarks: _____

Drilling Area Background (ppm):

Converted to Well: Yes _____ No X Well I.D. #: _____



BORING LOG

PROJECT NAME: **BETHPAGE OU-2 OFFSITE GW**
 PROJECT NUMBER: **112G00622-PHASE II**
 DRILLING COMPANY: **DELTA WELL & PUMP**
 DRILLING RIG: **MUD ROTARY**

BORING No.: **VPB-127**
 DATE: **11/17/10**
 GEOLOGIST: **Conti**
 DRILLER: **B. WELISCHAR**

Sample No. and Type or RQD	Depth (Ft.) or Run No.	Blows / 6" or RQD (%)	Sample Recovery / Sample Length	Lithology Change (Depth/Ft.) or Screened Interval	MATERIAL DESCRIPTION			U S C S *	Remarks	PID/FID Reading (ppm)			
					Soil Density/ Consistency or Rock Hardness	Color	Material Classification			Sample	Sampler BZ	Borehole**	Driller BZ**
	600				DENSE GRAY SAND F/M TRCLAY		SM	WET	0				
S-25606 @ 1220	607								TOOK				
	610				SAME				BP-VPB127 GW-607	0			
	620				SAME					0			
S-2626 @ 1410	627								TOOK				
	630				SAME				BP-VPB127 GW-627	0			
	640				SAME					0			
S-27646 @ 1600	647								TOOK				
	650								BP-VPB127 -GW-647				

* When rock coring, enter rock brokenness.

** Include monitor reading in 6 foot intervals @ borehole. Increase reading frequency if elevated response read.

Remarks: _____

Drilling Area Background (ppm):

Converted to Well: Yes No X Well I.D. #: _____



BORING LOG

PROJECT NAME: **BETHPAGE OU-2 OFFSITE GW**
 PROJECT NUMBER: **112G00622-PHASE II**
 DRILLING COMPANY: **DELTA WELL & PUMP**
 DRILLING RIG: **MUD ROTARY**

BORING No.: **VPB-127**
 DATE: **11/18/10**
 GEOLOGIST: **Conti**
 DRILLER: **B. WELISCHAR**

Sample No. and Type or RQD	Depth (Ft.) or Run No.	Blows / 6" or RQD (%)	Sample Recovery / Sample Length	Lithology Change (Depth/Ft.) or Screened Interval	MATERIAL DESCRIPTION			U S C S *	Remarks	PID/FID Reading (ppm)			
					Soil Density/Consistency or Rock Hardness	Color	Material Classification			Sample	Sampler BZ	Borehole**	Driller BZ**
	650				DENSE GRAY SAND - F/M			SM WET	0				
	600				SAME				0				
S-28 @ 667	667							TOOK [BP-VPB127 GW-667]					
	1030 670				SAME				0				
	680				SAME				0				
S-29 @ 1230	686 @ 687				F/M SAND - TR TO SOME COARSE SAND			TOOK [BP-VPB127 GW-687] (1 VIAL)					
	690								0				
	700												

* When rock coring, enter rock brokenness.

** Include monitor reading in 6 foot intervals @ borehole. Increase reading frequency if elevated response read.

Remarks: _____

Drilling Area Background (ppm):

Converted to Well: Yes _____ No X Well I.D. #: _____



BORING LOG

PROJECT NAME: **BETHPAGE OU-2 OFFSITE GW**
 PROJECT NUMBER: **112G00622-PHASE II**
 DRILLING COMPANY: **DELTA WELL & PUMP**
 DRILLING RIG: **MUD ROTARY**

BORING No.: **VPB-127**
 DATE: **11/22/10**
 GEOLOGIST: **Conti**
 DRILLER: **B. WELISCAR**

Sample No. and Type or RQD	Depth (Ft.) or Run No.	Blows / 6" or RQD (%)	Sample Recovery / Sample Length	Lithology Change (Depth/Ft.) or Screened Interval	MATERIAL DESCRIPTION			U S C S *	Remarks	PID/FID Reading (ppm)				
					Soil Density/ Consistency or Rock Hardness	Color	Material Classification			Sample	Sampler BZ	Borehole**	Driller BZ**	
	750				DENSE	BRN GRAY	SAND F/M	SM /SP	WET	0				
	760						SAND		TR CLAY ~760	0				
	770									0				
	771						HIT SOME CLAY		771'					
	780						SAND - SOME CLAY			0				
	790								TOOK					
	5-33787 1330790						SAME		BP-VPB127- GW-787	0				
	800													

* When rock coring, enter rock brokenness.

** Include monitor reading in 6 foot intervals @ borehole. Increase reading frequency if elevated response read.

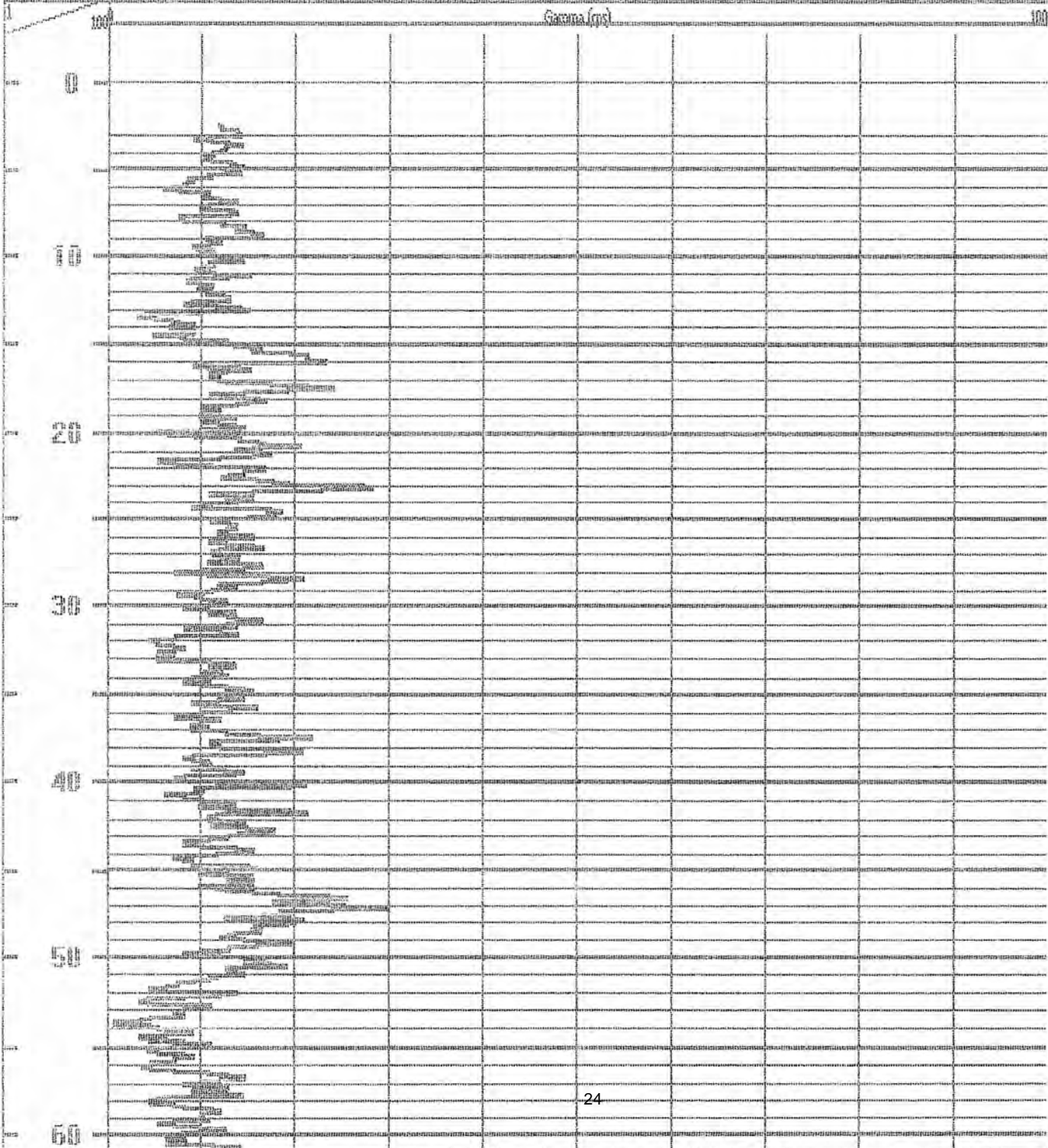
Remarks: _____

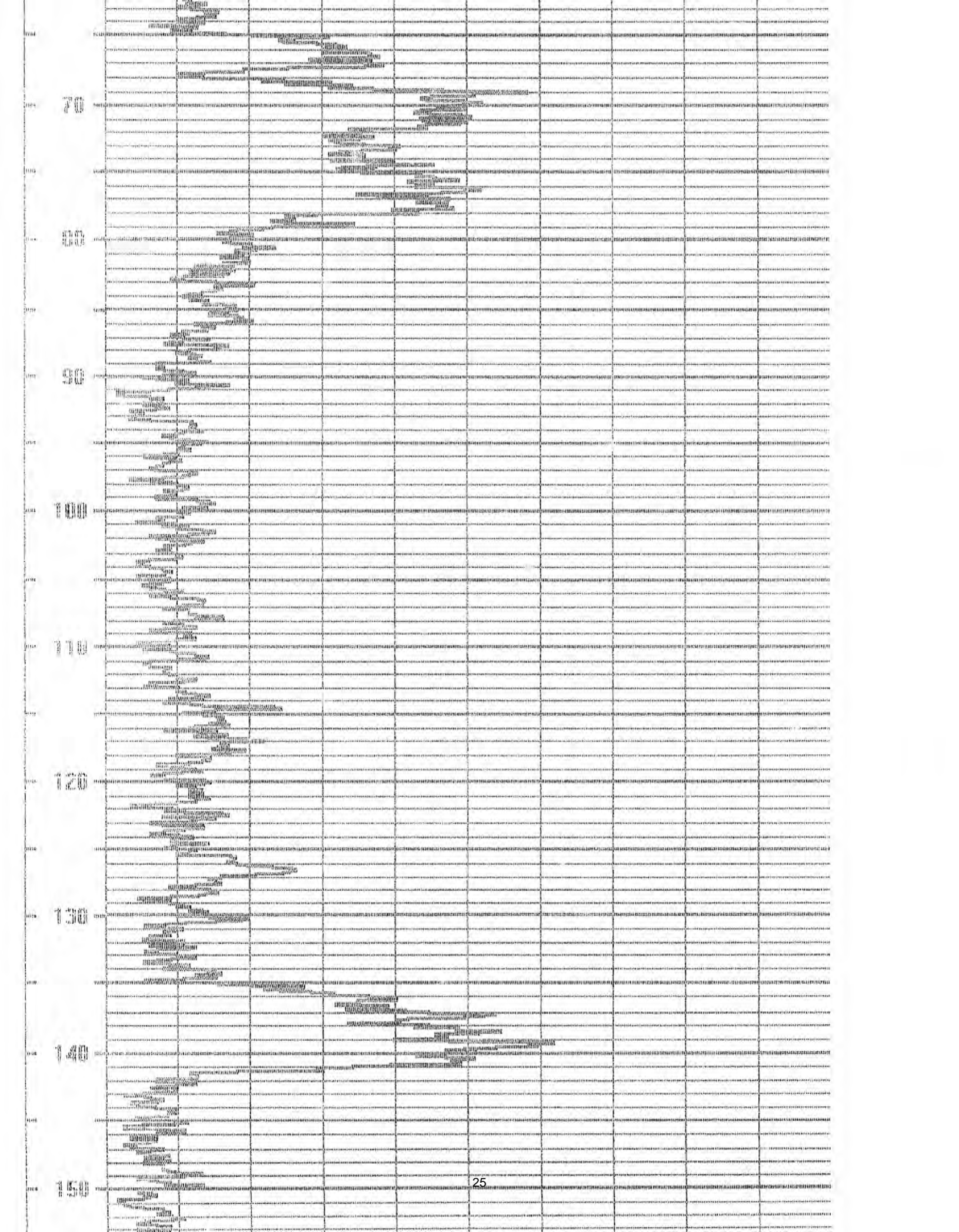
Drilling Area
 Background (ppm):

Converted to Well: Yes _____ No X Well I.D. #: _____

(Down)

COMPANY: DELTA WELL & PUMP CO INC		Casing
Location: NWRP BETHPAGE		
Well	VPB-127	Depth Driller Depth Logger
Date	11/23/10	BH Fluid
File Name	717	Witness: STAN
		Logged by: CMO





1700

1710

1720

1730

1740

1750

1760

1770

1780

240

250

270

280

290

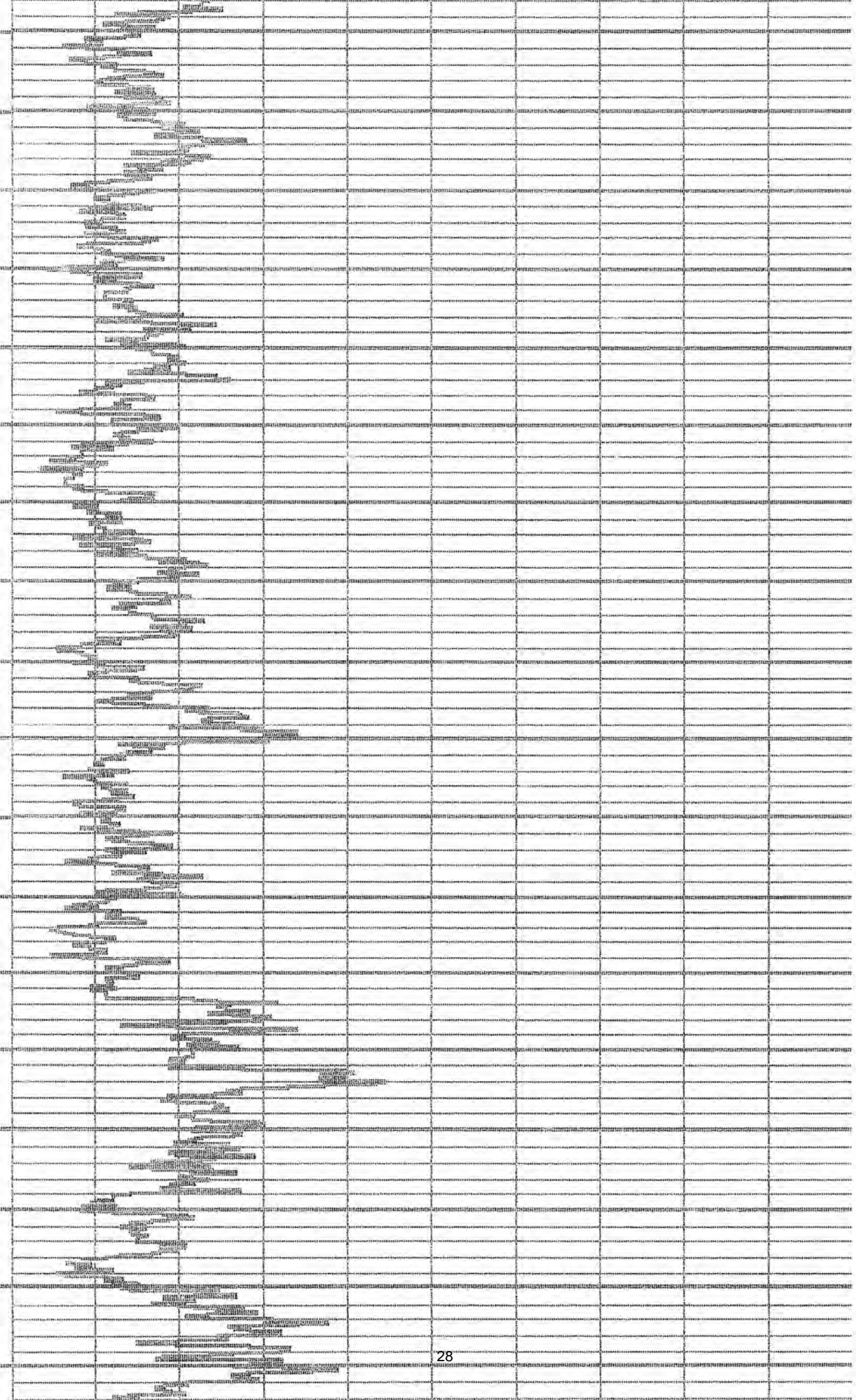
300

310

320

330

350
360
370
380
390
400
410
420
430
440
450



430

440

450

460

470

480

490

500

510

620

630

640

650

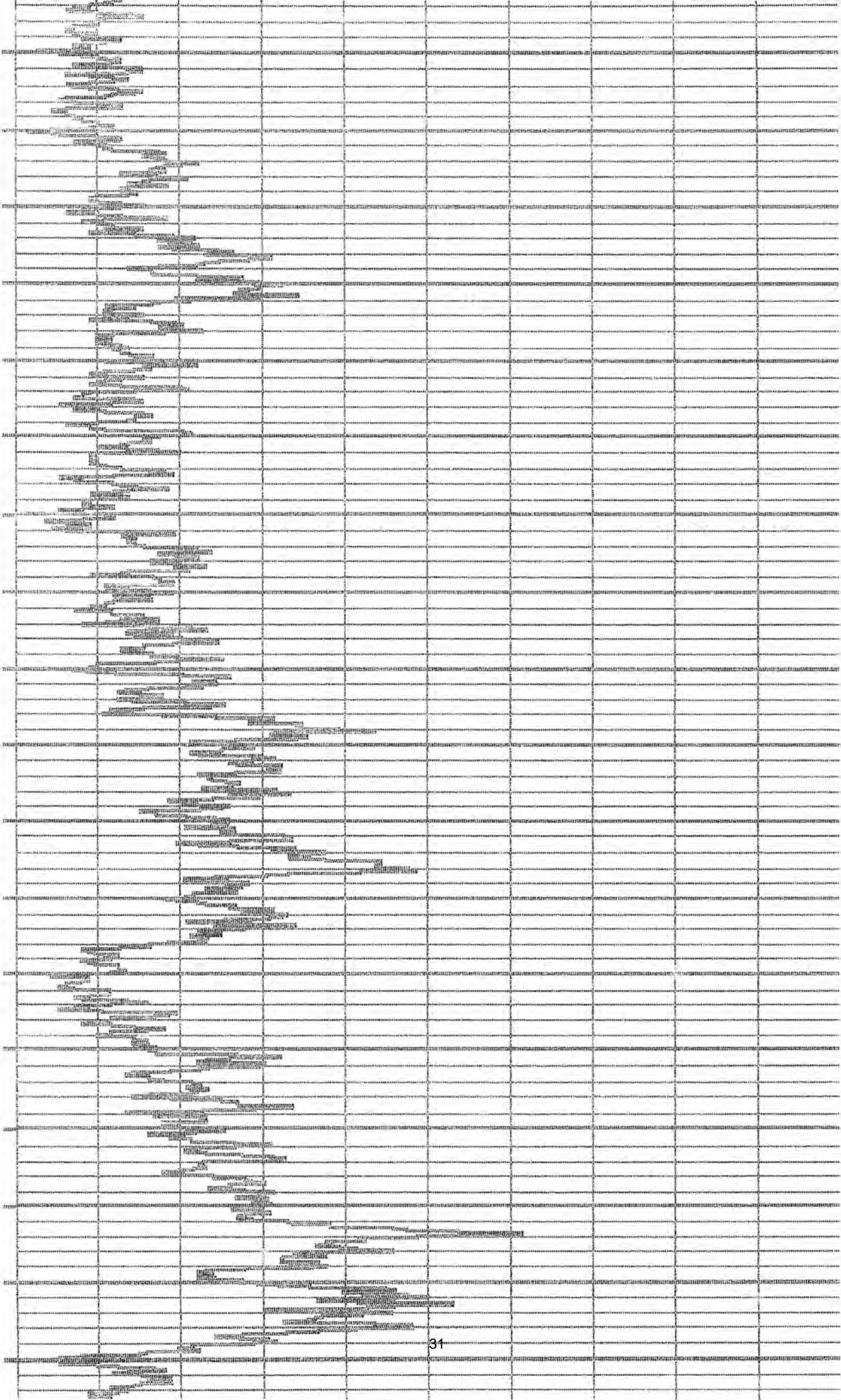
660

670

680

690

700



7 10

7 20

7 30

7 40


7 50

7 60

7 70

7 80

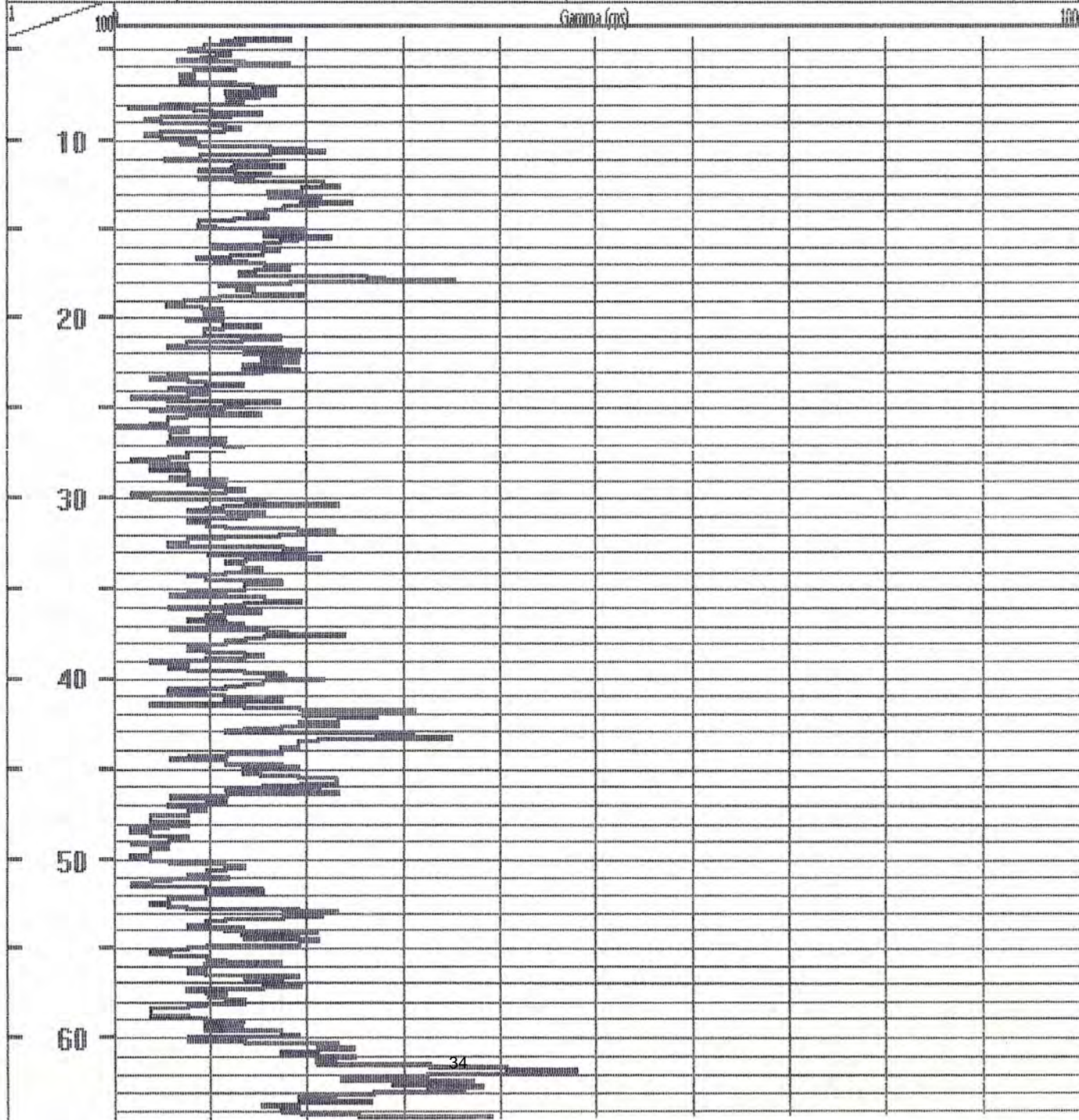
7 90

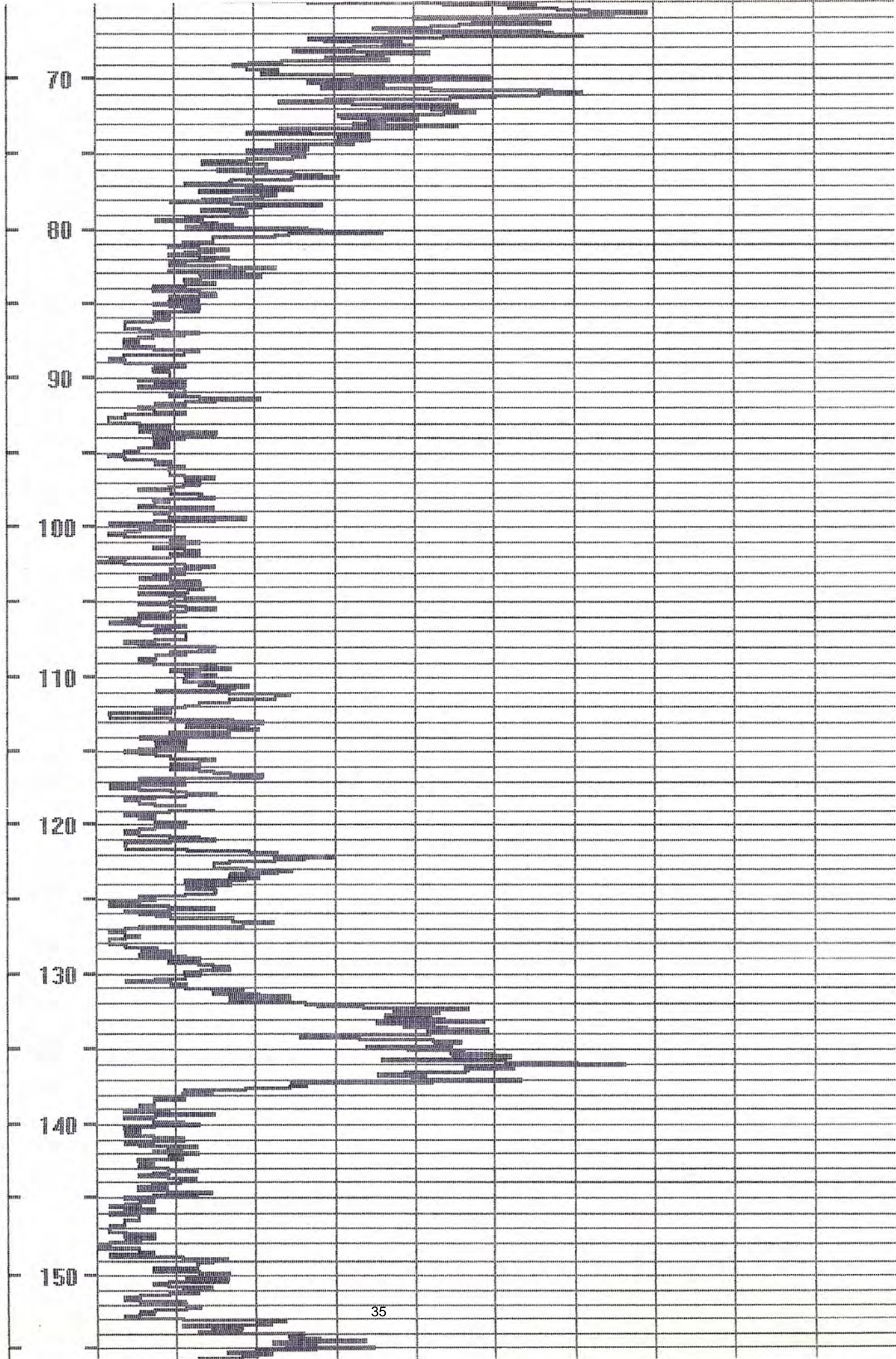


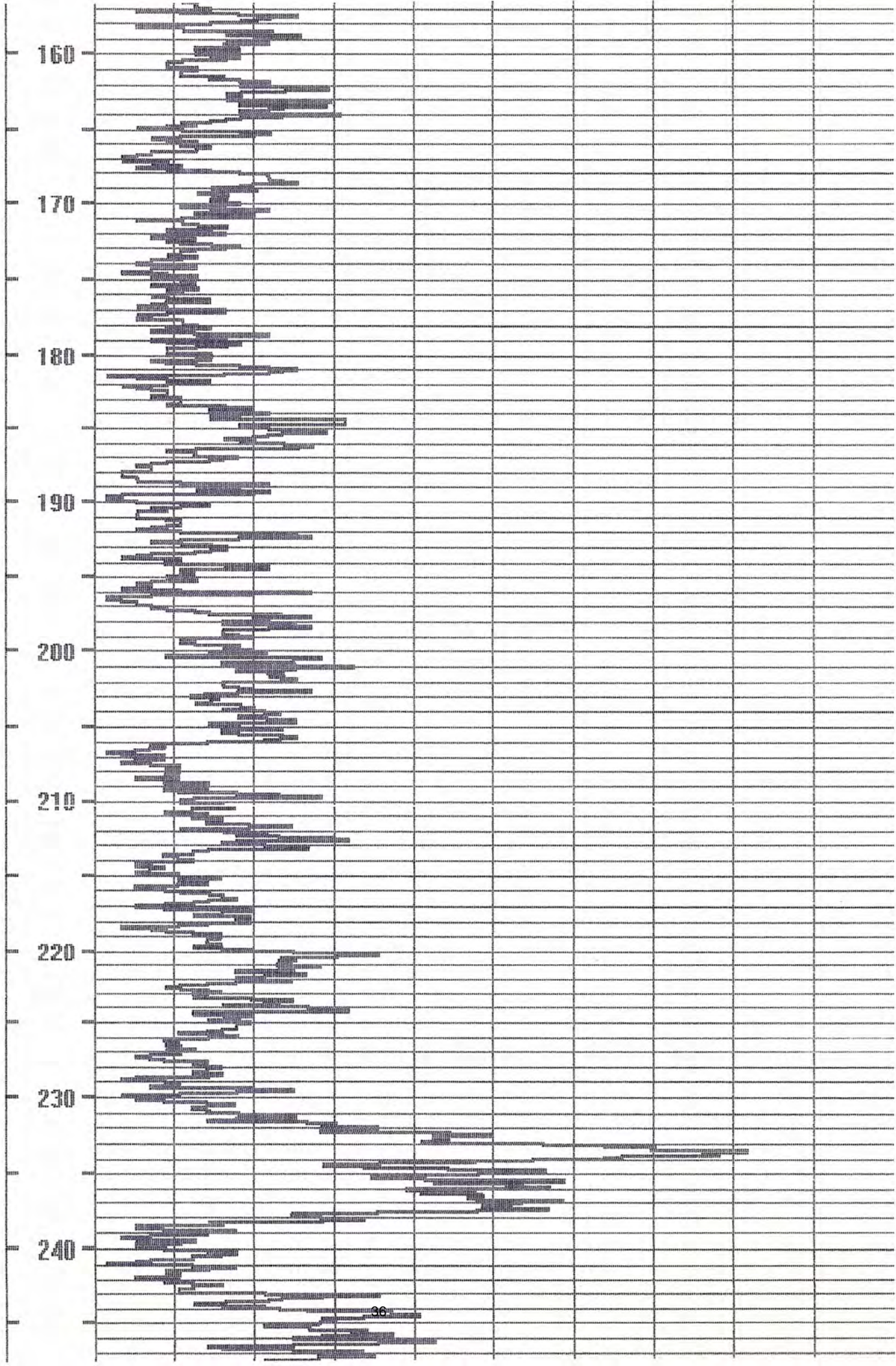
Date: Tuesday, November 23, 2010 Time: 11:45 File: C:\My Documents\717\BIP-123.nl

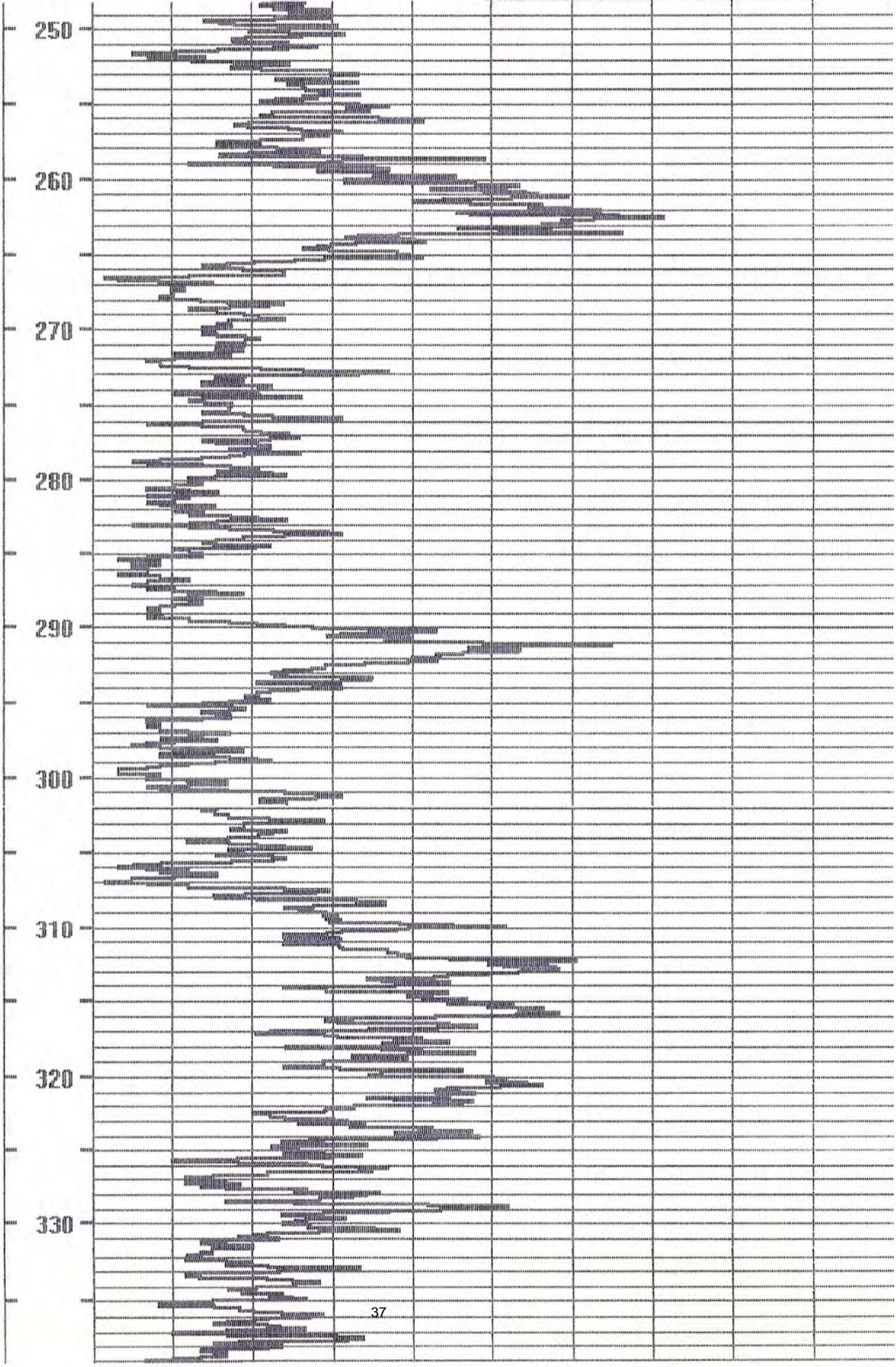
(UP)

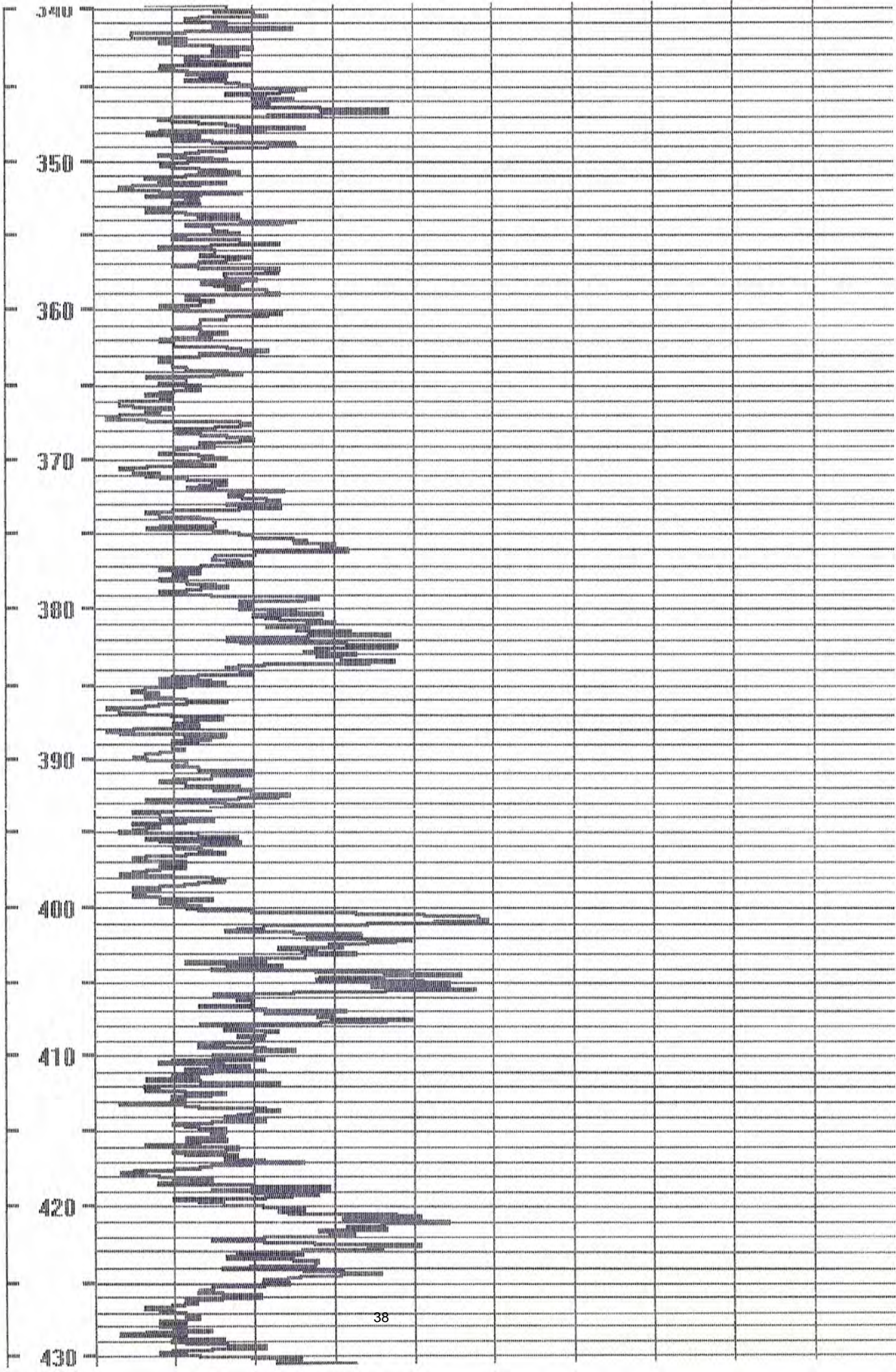
COMPANY: DELTA WELL & PUMP CO INC		Casing	
Location: NWIRP BETHPAGE			
Well	VPB-127	Depth Driller	846
		Depth Logger	845
Date	11/23/10	BH Fluid	Logged by: CMO
File Name	717	Witness:	STAN

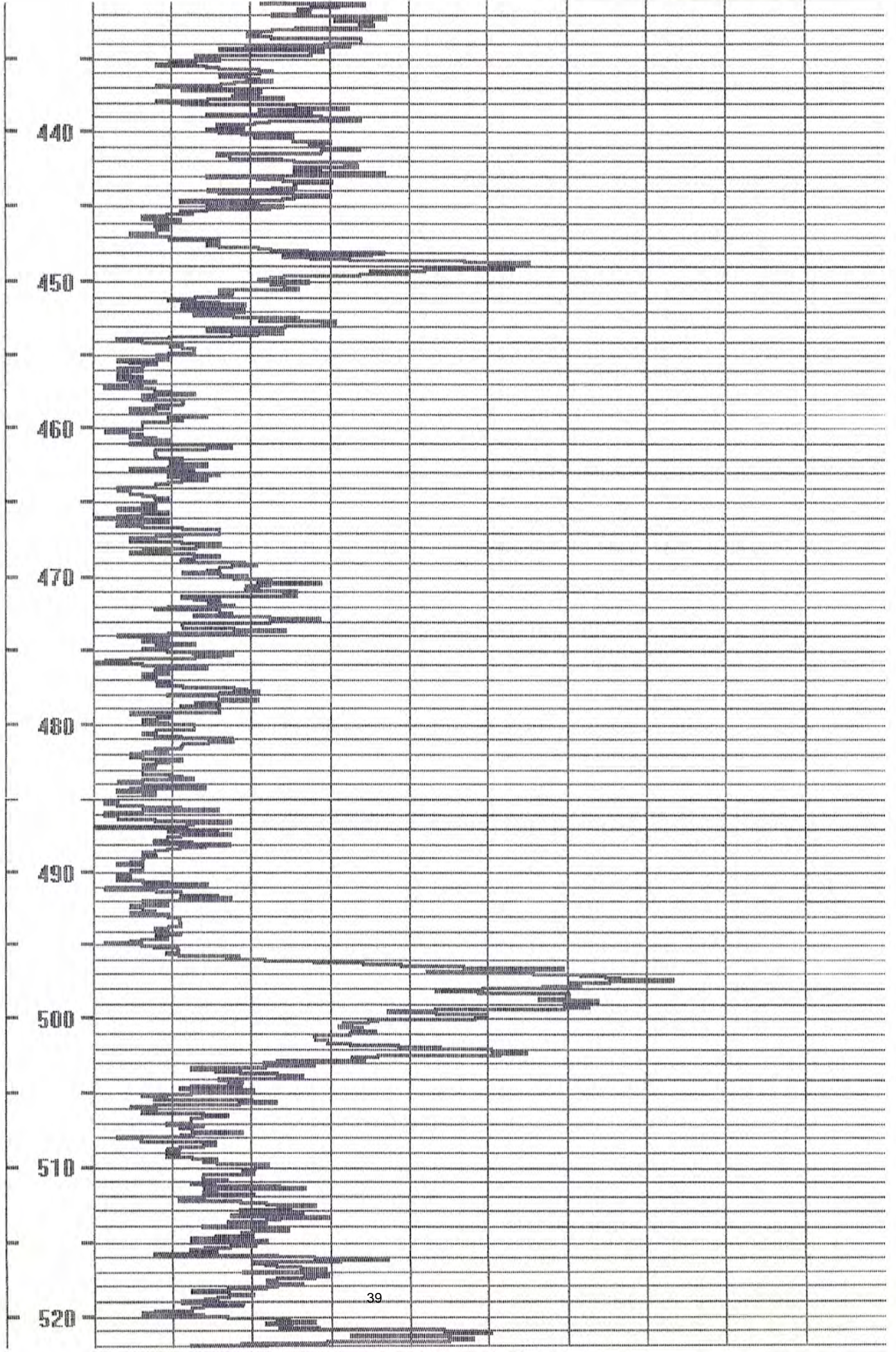


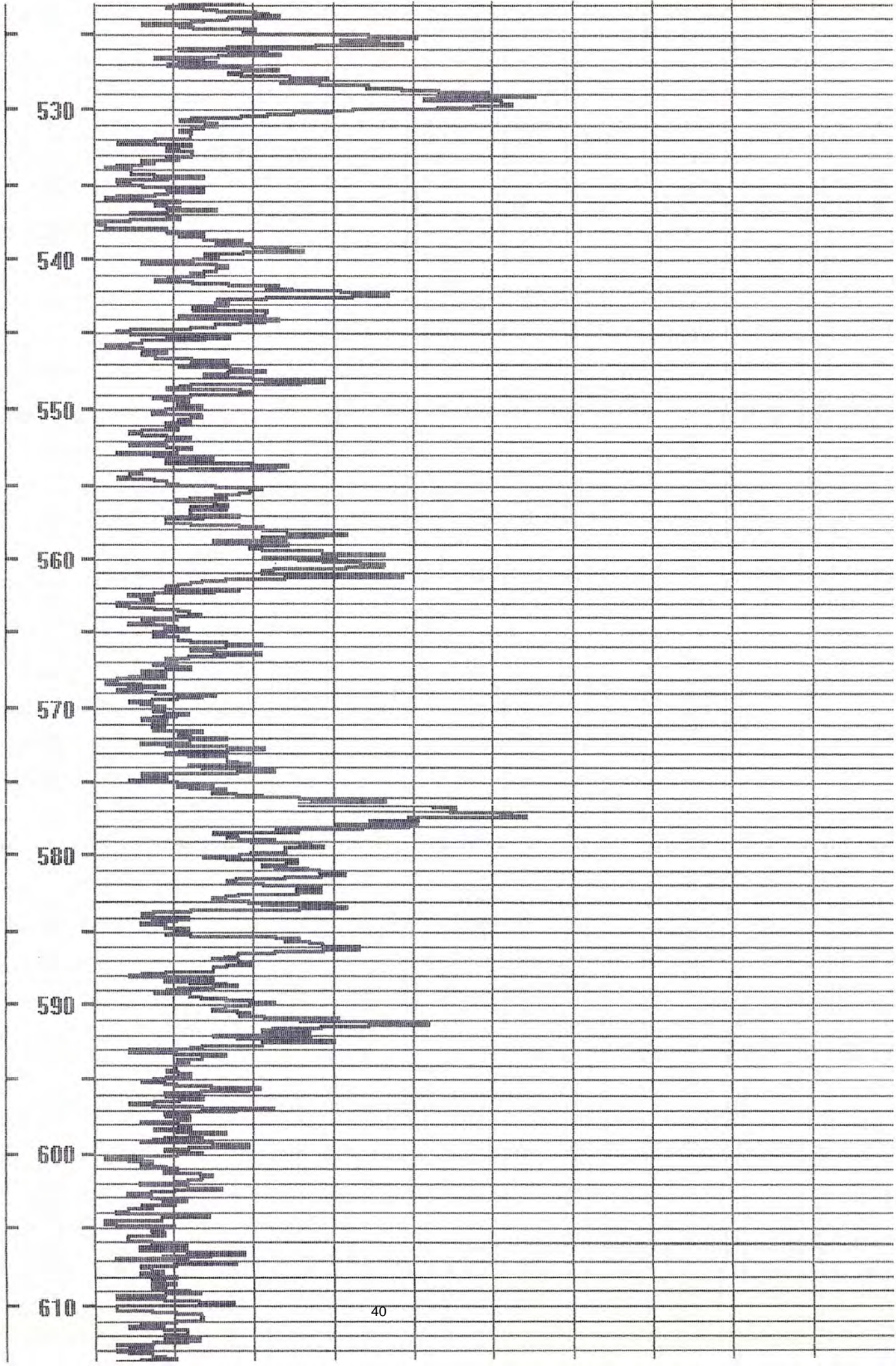


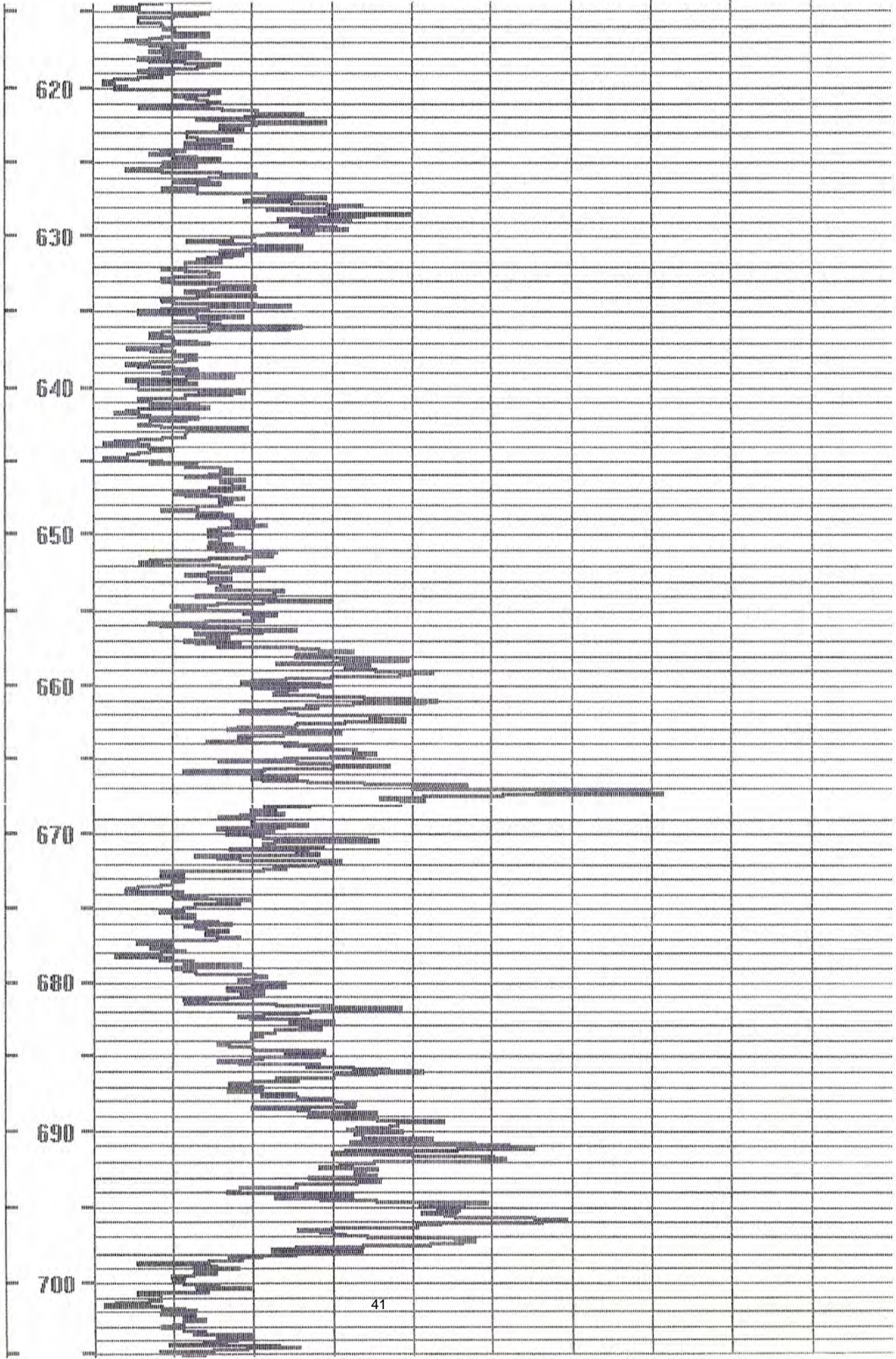


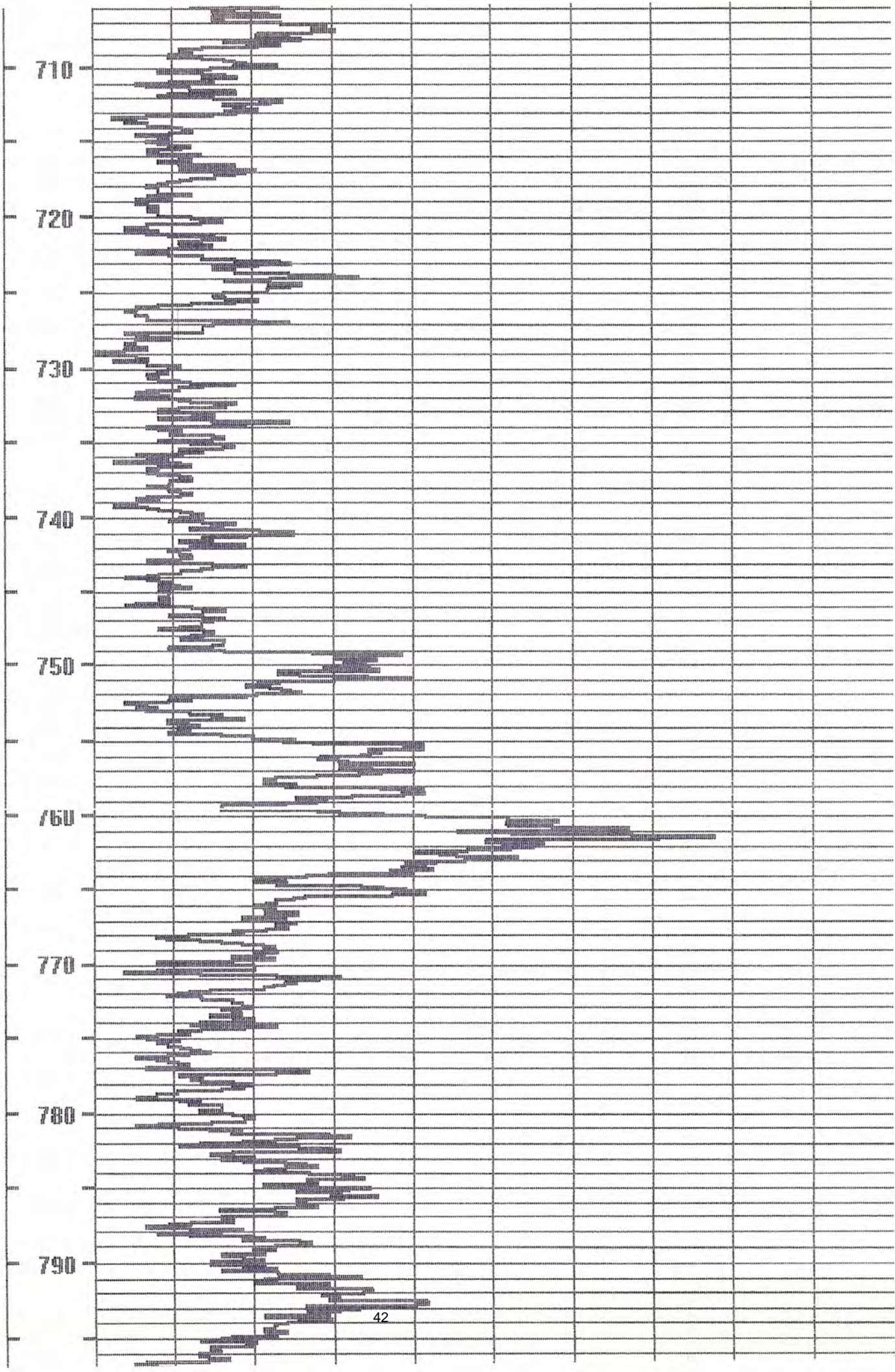


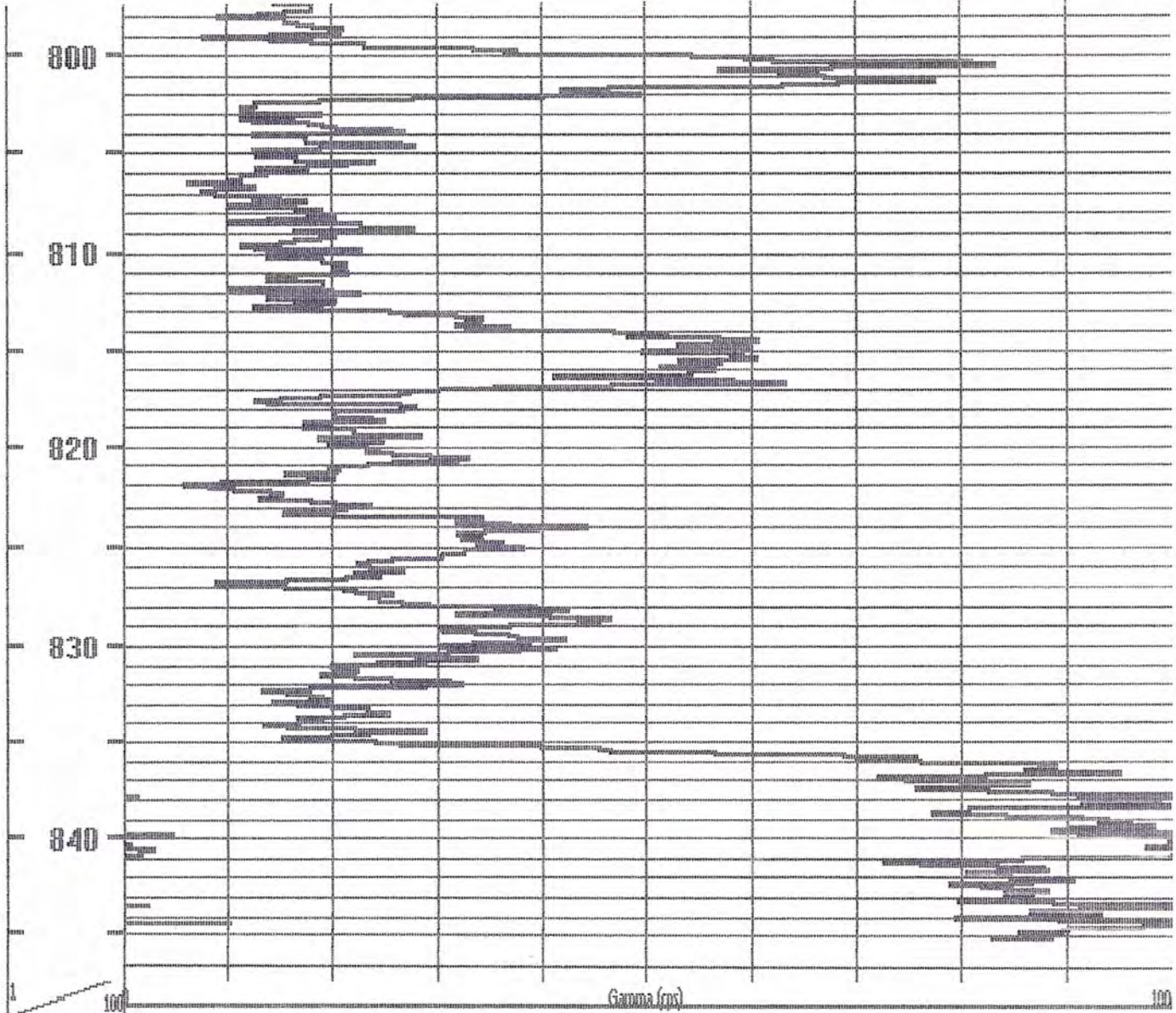












Date: Tuesday, November 23, 2010 Time: 12:43 File: C:\My Documents\717\VPB-127up.nl

Section 3

VPB 127 Groundwater Sample Log Sheets



GROUNDWATER SAMPLE LOG SHEET

Project Site Name: BETHPAGE OU-2 OFFSITE GW
 Project No.: 112G00622
PRE-DESIGN FIELD INVES

Sample ID No.: BP-VPB127-GW-057
 Sample Location: VPB-127
 Sampled By: SJC

Domestic Well Data
 Monitoring Well Data
 Other Well Type: Vertical Profile Boring
 QA Sample Type: _____

C.O.C. No.: 028426
 Type of Sample:
 Low Concentration
 High Concentration

SAMPLING DATA:

Date:	Color Visual	pH Standard	S.C. mS/cm	Temp. Degrees C	Turbidity NTU	DO mg/l	ORP mV	Other NA
<u>11-4-10</u>	<u>ORIG BN</u>	<u>5.63</u>	<u>132</u>	<u>15.34</u>	<u>701</u>	<u>6.63</u>	<u>23</u>	<u>-</u>
Time: <u>1520</u>								
Method: <u>Hydropunch</u>								

PURGE DATA:

Date: <u>NA</u>								
Method: <u>NA</u>								
Monitor Reading (ppm):								
Well Casing Diameter & Material Type: <u>VPB</u>								
Total Well Depth (TD):								
Static Water Level (WL):								
One Casing Volume(gal/L):								
Start Purge (hrs):								
End Purge (hrs):								
Total Purge Time (min):								
Total Vol. Purged (gal/L):								

SAMPLE COLLECTION INFORMATION: Strike thru analysis not required

Analysis	Preservative	Container Requirements	Collected
VOCs	HCL/4 DEG C	<u>2- 40ml Glass Vials</u>	<input checked="" type="checkbox"/>

OBSERVATIONS / NOTES:

2" MW = 0.163 gal/ft

Sample taken at discreet intervals using a hydropunch sampler unless otherwise noted.

Not enough volume for water quality parameters
 Check box if not enough volume.

Used pH paper instead of water quality meter
 Check box if used pH paper.

Circle if Applicable:		Signature(s): <u>SJC</u>
MS/MSD	Duplicate ID No.:	



GROUNDWATER SAMPLE LOG SHEET

Project Site Name: BETHPAGE OU-2 OFFSITE GW
 Project No.: 112G00622
PRE-DESIGN FIELD INVES

Sample ID No.: BP-VPB127-GW-097
 Sample Location: VPB-127
 Sampled By: SJC

Domestic Well Data
 Monitoring Well Data
 Other Well Type: Vertical Profile Boring
 QA Sample Type: _____

C.O.C. No.: 028426
 Type of Sample:
 Low Concentration
 High Concentration

SAMPLING DATA:

Date:	Color	pH	S.C.	Temp.	Turbidity	DO	ORP	Other
Time:	Visual	Standard	mS/cm	Degrees C	NTU	mg/l	mV	NA
<u>11-5-10</u>	<u>ORANG</u>	<u>5.94</u>	<u>234</u>	<u>13.89</u>	<u>2128</u>	<u>4.06</u>	<u>-447</u>	<u>-</u>

PURGE DATA:

Date:	<u>NA</u>							
Method:	<u>NA</u>							
Monitor Reading (ppm):								
Well Casing Diameter & Material								
Type:	<u>VPB-127</u>							
Total Well Depth (TD):								
Static Water Level (WL):								
One Casing Volume(gal/L):								
Start Purge (hrs):								
End Purge (hrs):								
Total Purge Time (min):								
Total Vol. Purged (gal/L):								

SAMPLE COLLECTION INFORMATION: Strike thru analysis not required

Analysis	Preservative	Container Requirements	Collected
VOCs	HCL/4 DEG C	<u>2-40ml Glass Vials</u>	<input checked="" type="checkbox"/>

OBSERVATIONS / NOTES:

2" MW = 0.163 gal/ft

Sample taken at discreet intervals using a hydropunch sampler unless otherwise noted.

Not enough volume for water quality parameters
 Check box if not enough volume.

Used pH paper instead of water quality meter
 Check box if used pH paper.

Circle if Applicable: _____ Signature(s):

MS/MSD	Duplicate ID No.:	<u>SJC</u>
--------	-------------------	------------



Tetra Tech NUS, Inc.

GROUNDWATER SAMPLE LOG SHEET

Page 1 of 1

Project Site Name: BETHPAGE OU-2 OFFSITE GW
 Project No.: 112G00622
PRE-DESIGN FIELD INVES

Sample ID No.: BP-VPB127-GW-153
 Sample Location: VPB-127
 Sampled By: SJC

Domestic Well Data
 Monitoring Well Data
 Other Well Type: Vertical Profile Boring
 QA Sample Type: _____

C.O.C. No.: 028427
 Type of Sample:
 Low Concentration
 High Concentration

SAMPLING DATA:

Date:	Color	pH	S.C.	Temp.	Turbidity	DO	ORP	Other
Time:	Visual	Standard	mS/cm	Degrees C	NTU	mg/l	mV	NA
<u>11/8/10</u>	<u>BROWN</u>	<u>6.94</u>	<u>577</u>	<u>11.93</u>	<u>2118</u>	<u>4.42</u>	<u>-266</u>	<u>-</u>
<u>1030</u>								
Method: <u>Hydropunch</u>								

PURGE DATA:

Date:	<u>NA</u>							
Method:	<u>NA</u>							
Monitor Reading (ppm):								
Well Casing Diameter & Material								
Type:								
Total Well Depth (TD):								
Static Water Level (WL):								
One Casing Volume(gal/L):								
Start Purge (hrs):								
End Purge (hrs):								
Total Purge Time (min):								
Total Vol. Purged (gal/L):								

SAMPLE COLLECTION INFORMATION: Strike thru analysis not required

Analysis	Preservative	Container Requirements	Collected
VOCs	HCL/4 DEG C	<u>2-40ml Glass Vials</u>	<input checked="" type="checkbox"/>

OBSERVATIONS / NOTES:

2" MW = 0.163 gal/ft

Sample taken at discreet intervals using a hydropunch sampler unless otherwise noted.

Not enough volume for water quality parameters
 Check box if not enough volume.

Used pH paper instead of water quality meter
 Check box if used pH paper.

Circle if Applicable:	Signature(s):
MS/MSD <input type="checkbox"/> Duplicate ID No.: _____	<u>SJC</u>



GROUNDWATER SAMPLE LOG SHEET

Project Site Name: BETHPAGE OU-2 OFFSITE GW
 Project No.: 112G00622
PRE-DESIGN FIELD INVES

Sample ID No.: BP-VPB127-GW-187
 Sample Location: VPB-127
 Sampled By: SJC

- Domestic Well Data
- Monitoring Well Data
- Other Well Type: Vertical Profile Boring
- QA Sample Type: _____

C.O.C. No.: NA
 Type of Sample:
 Low Concentration
 High Concentration

SAMPLING DATA:

Date: <u>11/8/10</u>	Color Visual	pH Standard	S.C. mS/cm	Temp. Degrees C	Turbidity NTU	DO mg/l	ORP mV	Other NA
Time: <u>1350</u>	—	—	—	—	—	—	—	—
Method: <u>Hydropunch</u>								

PURGE DATA:

Date: <u>NA</u>								
Method:								
Monitor Reading (ppm):								
Well Casing Diameter & Material Type:								
Total Well Depth (TD):								
Static Water Level (WL):								
One Casing Volume(gal/L):								
Start Purge (hrs):								
End Purge (hrs):								
Total Purge Time (min):								
Total Vol. Purged (gal/L):								

SAMPLE COLLECTION INFORMATION: Strike thru analysis not required

Analysis	Preservative	Container Requirements	Collected
VOCs	HCL/4 DEG C	2- 40ml Glass Vials	<u>NO</u>

OBSERVATIONS / NOTES:

2" MW = 0.163 gal/ft

Sample taken at discreet intervals using a hydropunch sampler unless otherwise noted.

Not enough volume for water quality parameters
 Check box if not enough volume.

Used pH paper instead of water quality meter
 Check box if used pH paper.

NO SAMPLE
TR CLAY ON EXPOSED
SCREEN.

Circle if Applicable:		Signature(s):
MS/MSD	Duplicate ID No.:	<u>SJC</u>



Tetra Tech NUS, Inc.

GROUNDWATER SAMPLE LOG SHEET

Page 1 of 1

Project Site Name: BETHPAGE OU-2 OFFSITE GW
 Project No.: 112G00622
PRE-DESIGN FIELD INVES

Sample ID No.: BP-VPB127-GW-207
 Sample Location: VPB-127
 Sampled By: SJC

Domestic Well Data
 Monitoring Well Data
 Other Well Type: Vertical Profile Boring
 QA Sample Type: _____

C.O.C. No.: 028427
 Type of Sample:
 Low Concentration
 High Concentration

SAMPLING DATA:

Date:	Color	pH	S.C.	Temp.	Turbidity	DO	ORP	Other
Time:	Visual	Standard	mS/cm	Degrees C	NTU	mg/l	mV	NA
<u>11/8/10</u>	<u>LT. GRAY</u>	<u>5.53</u>	<u>436</u>	<u>11.79</u>	<u>179</u>	<u>5.86</u>	<u>27</u>	<u>—</u>

PURGE DATA:

Date:	<u>NA</u>							
Method:	<u>—</u>							
Monitor Reading (ppm):								
Well Casing Diameter & Material								
Type:								
Total Well Depth (TD):								
Static Water Level (WL):								
One Casing Volume(gal/L):								
Start Purge (hrs):								
End Purge (hrs):								
Total Purge Time (min):								
Total Vol. Purged (gal/L):								

SAMPLE COLLECTION INFORMATION: Strike thru analysis not required

Analysis	Preservative	Container Requirements	Collected
VOCs	HCL/4 DEG C	<u>2- 40ml Glass Vials</u>	<input checked="" type="checkbox"/>

OBSERVATIONS / NOTES:

2" MW = 0.163 gal/ft

Sample taken at discreet intervals using a hydropunch sampler unless otherwise noted.

Not enough volume for water quality parameters
 Check box if not enough volume.

Used pH paper instead of water quality meter
 Check box if used pH paper.

Circle if Applicable:		Signature(s):
MS/MSD	Duplicate ID No.:	<u>SJC</u>



GROUNDWATER SAMPLE LOG SHEET

Project Site Name: BETHPAGE OU-2 OFFSITE GW
 Project No.: 112G00622
PRE-DESIGN FIELD INVES

Sample ID No.: BP-VPB127-GW-227
 Sample Location: VPB-127
 Sampled By: SJC

- Domestic Well Data
- Monitoring Well Data
- Other Well Type: Vertical Profile Boring
- QA Sample Type: _____

C.O.C. No.: 028427
 Type of Sample:
 Low Concentration
 High Concentration

SAMPLING DATA:

Date:	Color Visual	pH Standard	S.C. mS/cm	Temp. Degrees C	Turbidity NTU	DO mg/l	ORP mV	Other NA
<u>11/9/10</u>	<u>GRAY</u>	<u>5.57</u>	<u>271</u>	<u>11.16</u>	<u>>1000</u>	<u>3.85</u>	<u>-469</u>	<u>—</u>
Time: <u>0925</u>								
Method: <u>Hydropunch</u>								

PURGE DATA:

Date: <u>NA</u>								
Method: <u>—</u>								
Monitor Reading (ppm):								
Well Casing Diameter & Material Type:								
Total Well Depth (TD):								
Static Water Level (WL):								
One Casing Volume(gal/L):								
Start Purge (hrs):								
End Purge (hrs):								
Total Purge Time (min):								
Total Vol. Purged (gal/L):								

SAMPLE COLLECTION INFORMATION: Strike thru analysis not required

Analysis	Preservative	Container Requirements	Collected
VOCs	HCL/4 DEG C	<u>2- 40ml Glass Vials</u>	<input checked="" type="checkbox"/>

OBSERVATIONS / NOTES:

2" MW = 0.163 gal/ft

Sample taken at discreet intervals using a hydropunch sampler unless otherwise noted.

Not enough volume for water quality parameters
 Check box if not enough volume.

Used pH paper instead of water quality meter
 Check box if used pH paper.

Circle if Applicable:

MS/MSD	Duplicate ID No.:
--------	-------------------

Signature(s):

SJ Conti



GROUNDWATER SAMPLE LOG SHEET

Project Site Name: BETHPAGE OU-2 OFFSITE GW
 Project No.: 112G00622
PRE-DESIGN FIELD INVES

Sample ID No.: BP-VPB127-GW-247
 Sample Location: VPB-127
 Sampled By: SJC

- Domestic Well Data
- Monitoring Well Data
- Other Well Type: Vertical Profile Boring
- QA Sample Type: _____

C.O.C. No.: 028427
 Type of Sample:
 Low Concentration
 High Concentration

SAMPLING DATA:

Date:	Color	pH	S.C.	Temp.	Turbidity	DO	ORP	Other
Time:	Visual	Standard	mS/cm	Degrees C	NTU	mg/l	mV	NA
<u>11/9/10</u>	<u>DKGRAY</u>	<u>5.46</u>	<u>238</u>	<u>13.62</u>	<u>>1000</u>	<u>2.30</u>	<u>+483</u>	<u>-</u>

PURGE DATA:

Date:	<u>NA</u>							
Method:								
Monitor Reading (ppm):								
Well Casing Diameter & Material								
Type:								
Total Well Depth (TD):								
Static Water Level (WL):								
One Casing Volume(gal/L):								
Start Purge (hrs):								
End Purge (hrs):								
Total Purge Time (min):								
Total Vol. Purged (gal/L):								

SAMPLE COLLECTION INFORMATION: Strike thru analysis not required

Analysis	Preservative	Container Requirements	Collected
VOCs	HCL/4 DEG C	<u>2-40ml Glass Vials</u>	<input checked="" type="checkbox"/>

OBSERVATIONS / NOTES:

2" MW = 0.163 gal/ft

Sample taken at discreet intervals using a hydropunch sampler unless otherwise noted.

Not enough volume for water quality parameters
 Check box if not enough volume.

Used pH paper instead of water quality meter
 Check box if used pH paper.

Circle if Applicable: _____ Signature(s):

MS/MSD Duplicate ID No.: _____ *SJ Conti*



Tetra Tech NUS, Inc.

GROUNDWATER SAMPLE LOG SHEET

Page 1 of 1

Project Site Name: BETHPAGE OU-2 OFFSITE GW
 Project No.: 112G00622
PRE-DESIGN FIELD INVES

Sample ID No.: BP-VPB127-GW-267
 Sample Location: VPB-127
 Sampled By: SJC

Domestic Well Data
 Monitoring Well Data
 Other Well Type: Vertical Profile Boring
 QA Sample Type: _____

C.O.C. No.: 028427
 Type of Sample:
 Low Concentration
 High Concentration

SAMPLING DATA:

Date:	Color	pH	S.C.	Temp.	Turbidity	DO	ORP	Other
Time:	Visual	Standard	mS/cm	Degrees C	NTU	mg/l	mV	NA
<u>11/9/10</u>	<u>GRAY</u>	<u>5.55</u>	<u>0.63</u>	<u>15.45</u>	<u>>1000</u>	<u>6.17</u>	<u>-36</u>	<u>-</u>

PURGE DATA:

Date:	<u>NA</u>							
Method:								
Monitor Reading (ppm):								
Well Casing Diameter & Material								
Type:								
Total Well Depth (TD):								
Static Water Level (WL):								
One Casing Volume(gal/L):								
Start Purge (hrs):								
End Purge (hrs):								
Total Purge Time (min):								
Total Vol. Purged (gal/L):								

SAMPLE COLLECTION INFORMATION: Strike thru analysis not required

Analysis	Preservative	Container Requirements	Collected
VOCs	HCL/4 DEG C	<u>2- 40ml Glass Vials</u>	<input checked="" type="checkbox"/>

OBSERVATIONS / NOTES:

2" MW = 0.163 gal/ft

Sample taken at discreet intervals using a hydropunch sampler unless otherwise noted.

Not enough volume for water quality parameters
 Check box if not enough volume.

Used pH paper instead of water quality meter
 Check box if used pH paper.

Circle if Applicable:		Signature(s):
MS/MSD	Duplicate ID No.:	<u>SJC Conti</u>



GROUNDWATER SAMPLE LOG SHEET

Project Site Name: BETHPAGE OU-2 OFFSITE GW
 Project No.: 112G00622
PRE-DESIGN FIELD INVES

Sample ID No.: BP-VPB127-GW-287
 Sample Location: VPB-127
 Sampled By: SJC

Domestic Well Data
 Monitoring Well Data
 Other Well Type: Vertical Profile Boring
 QA Sample Type: _____

C.O.C. No.: 028427
 Type of Sample:
 Low Concentration
 High Concentration

SAMPLING DATA:

Date:	Color	pH	S.C.	Temp.	Turbidity	DO	ORP	Other
Time:	Visual	Standard	mS/cm	Degrees C	NTU	mg/l	mV	NA
<u>11/10/10</u>	<u>LT GRAY</u>	<u>5.65</u>	<u>.203</u>	<u>13.97</u>	<u>217</u>	<u>4.91</u>	<u>-116</u>	<u>-</u>

PURGE DATA:

Date:	<u>NA</u>							
Method:								
Monitor Reading (ppm):								
Well Casing Diameter & Material								
Type:								
Total Well Depth (TD):								
Static Water Level (WL):								
One Casing Volume(gal/L):								
Start Purge (hrs):								
End Purge (hrs):								
Total Purge Time (min):								
Total Vol. Purged (gal/L):								

SAMPLE COLLECTION INFORMATION: Strike thru analysis not required

Analysis	Preservative	Container Requirements	Collected
VOCs	HCL/4 DEG C	<u>2- 40ml Glass Vials</u>	<input checked="" type="checkbox"/>

OBSERVATIONS / NOTES:

2" MW = 0.163 gal/ft

Sample taken at discreet intervals using a hydropunch sampler unless otherwise noted.

Not enough volume for water quality parameters
 Check box if not enough volume.

Used pH paper instead of water quality meter
 Check box if used pH paper.

Circle if Applicable: _____ Signature(s): SJC

MS/MSD	Duplicate ID No.:
--------	-------------------



GROUNDWATER SAMPLE LOG SHEET

Project Site Name: BETHPAGE OU-2 OFFSITE GW
 Project No.: 112G00622
PRE-DESIGN FIELD INVES

Sample ID No.: BP-VPB127-GW-307
 Sample Location: VPB-127
 Sampled By: SJC

- Domestic Well Data
- Monitoring Well Data
- Other Well Type: Vertical Profile Boring
- QA Sample Type: _____

C.O.C. No.: 028428
 Type of Sample:
 Low Concentration
 High Concentration

SAMPLING DATA:

Date:	Color	pH	S.C.	Temp.	Turbidity	DO	ORP	Other
Time:	Visual	Standard	mS/cm	Degrees C	NTU	mg/l	mV	NA
<u>11/10/10</u>	<u>LT GRAY</u>	<u>5.42</u>	<u>116</u>	<u>16.56</u>	<u>76.7</u>	<u>4.15</u>	<u>-63</u>	<u>—</u>

PURGE DATA:

Date:	<u>NA</u>							
Method:								
Monitor Reading (ppm):								
Well Casing Diameter & Material								
Type:								
Total Well Depth (TD):								
Static Water Level (WL):								
One Casing Volume(gal/L):								
Start Purge (hrs):								
End Purge (hrs):								
Total Purge Time (min):								
Total Vol. Purged (gal/L):								

SAMPLE COLLECTION INFORMATION: Strike thru analysis not required

Analysis	Preservative	Container Requirements	Collected
VOCs	HCL/4 DEG C	<u>2-40ml Glass Vials</u>	<input checked="" type="checkbox"/>

OBSERVATIONS / NOTES:

2" MW = 0.163 gal/ft

Sample taken at discreet intervals using a hydropunch sampler unless otherwise noted.

Not enough volume for water quality parameters
 Check box if not enough volume.

Used pH paper instead of water quality meter
 Check box if used pH paper.

Circle if Applicable: _____ Signature(s): SJ Conti

MS/MSD	Duplicate ID No.:	
--------	-------------------	--



Tetra Tech NUS, Inc.

GROUNDWATER SAMPLE LOG SHEET

Page 1 of 1

Project Site Name: BETHPAGE OU-2 OFFSITE GW
 Project No.: 112G00622
PRE-DESIGN FIELD INVES

Sample ID No.: BP-VPB127-GW-327
 Sample Location: VPB-127
 Sampled By: SJC

Domestic Well Data
 Monitoring Well Data
 Other Well Type: Vertical Profile Boring
 QA Sample Type: _____

C.O.C. No.: 028428
 Type of Sample:
 Low Concentration
 High Concentration

SAMPLING DATA:

Date:	Color	pH	S.C.	Temp.	Turbidity	DO	ORP	Other
Time:	Visual	Standard	mS/cm	Degrees C	NTU	mg/l	mV	NA
<u>11/10/10</u>	<u>DK GRAY</u>	<u>—</u>	<u>—</u>	<u>—</u>	<u>> 1000</u>	<u>—</u>	<u>—</u>	<u>—</u>

PURGE DATA:

Date:								
Method:								
Monitor Reading (ppm):								
Well Casing Diameter & Material								
Type:								
Total Well Depth (TD):								
Static Water Level (WL):								
One Casing Volume (gal/L):								
Start Purge (hrs):								
End Purge (hrs):								
Total Purge Time (min):								
Total Vol. Purged (gal/L):								

SAMPLE COLLECTION INFORMATION: Strike thru analysis not required

Analysis	Preservative	Container Requirements	Collected
VOCs	HCL/4 DEG C	<u>2- 40ml Glass Vials</u>	<input checked="" type="checkbox"/>

OBSERVATIONS / NOTES:

2" MW = 0.163 gal/ft

Sample taken at discreet intervals using a hydropunch sampler unless otherwise noted.

Not enough volume for water quality parameters
 Check box if not enough volume.

Used pH paper instead of water quality meter
 Check box if used pH paper.

Circle if Applicable: _____ Signature(s):

MS/MSD	Duplicate ID No.:	<u>SJC</u>
--------	-------------------	------------



GROUNDWATER SAMPLE LOG SHEET

Project Site Name: **BETHPAGE OU-2 OFFSITE GW**
 Project No.: **112G00622**
PRE-DESIGN FIELD INVES

Sample ID No.: **BP-VPB127-GW- 347**
 Sample Location: **VPB-127**
 Sampled By: **SJC**

- Domestic Well Data
- Monitoring Well Data
- Other Well Type: Vertical Profile Boring
- QA Sample Type: _____

C.O.C. No.: **028428**
 Type of Sample:
 Low Concentration
 High Concentration

SAMPLING DATA:

Date: 11/11/10	Color	pH	S.C.	Temp.	Turbidity	DO	ORP	Other
Time: 0940	Visual	Standard	mS/cm	Degrees C	NTU	mg/l	mV	NA
Method: Hydropunch	LT GRAY	5.90	131	9.24	368	5.86	-125	-

PURGE DATA:

Date: NA								
Method:								
Monitor Reading (ppm):								
Well Casing Diameter & Material								
Type:								
Total Well Depth (TD):								
Static Water Level (WL):								
One Casing Volume(gal/L):								
Start Purge (hrs):								
End Purge (hrs):								
Total Purge Time (min):								
Total Vol. Purged (gal/L):								

SAMPLE COLLECTION INFORMATION: Strike thru analysis not required

Analysis	Preservative	Container Requirements	Collected
VOCs	HCL/4 DEG C	<u>2</u> 40ml Glass Vials	<input checked="" type="checkbox"/>

OBSERVATIONS / NOTES:

2" MW = 0.163 gal/ft

Sample taken at discreet intervals using a hydropunch sampler unless otherwise noted.

Not enough volume for water quality parameters
 Check box if not enough volume.

Used pH paper instead of water quality meter
 Check box if used pH paper.

Circle if Applicable: _____ Signature(s): **SJC**

MS/MSD	Duplicate ID No.:
--------	-------------------



Tetra Tech NUS, Inc.

GROUNDWATER SAMPLE LOG SHEET

Page 1 of 1

Project Site Name: BETHPAGE OU-2 OFFSITE GW
 Project No.: 112G00622
PRE-DESIGN FIELD INVES

Sample ID No.: BP-VPB127-GW-367
 Sample Location: VPB-127
 Sampled By: SJC

Domestic Well Data
 Monitoring Well Data
 Other Well Type: Vertical Profile Boring
 QA Sample Type: _____

C.O.C. No.: 028428
 Type of Sample:
 Low Concentration
 High Concentration

SAMPLING DATA:

Date:	Color Visual	pH Standard	S.C. mS/cm	Temp. Degrees C	Turbidity NTU	DO mg/l	ORP mV	Other NA
<u>11/11/10</u>	<u>GRAY</u>	<u>6.20</u>	<u>121</u>	<u>15.22</u>	<u>922</u>	<u>3.73</u>	<u>-255</u>	<u>-</u>
Time: <u>1130</u>								
Method: <u>Hydropunch</u>								

PURGE DATA:

Date: <u>NA</u>								
Method:								
Monitor Reading (ppm):								
Well Casing Diameter & Material Type:								
Total Well Depth (TD):								
Static Water Level (WL):								
One Casing Volume(gal/L):								
Start Purge (hrs):								
End Purge (hrs):								
Total Purge Time (min):								
Total Vol. Purged (gal/L):								

SAMPLE COLLECTION INFORMATION: Strike thru analysis not required

Analysis	Preservative	Container Requirements	Collected
VOCs	HCL/4 DEG C	<u>2- 40ml Glass Vials</u>	<input checked="" type="checkbox"/>

OBSERVATIONS / NOTES:

2" MW = 0.163 gal/ft

Sample taken at discreet intervals using a hydropunch sampler unless otherwise noted.

Not enough volume for water quality parameters
 Check box if not enough volume.

Used pH paper instead of water quality meter
 Check box if used pH paper.

Circle if Applicable:		Signature(s): <u>SJC</u>
MS/MSD	Duplicate ID No.:	



GROUNDWATER SAMPLE LOG SHEET

Project Site Name: BETHPAGE OU-2 OFFSITE GW
 Project No.: 112G00622
PRE-DESIGN FIELD INVES

Sample ID No.: BP-VPB127-GW-387
 Sample Location: VPB-127
 Sampled By: SJC

- Domestic Well Data
- Monitoring Well Data
- Other Well Type: Vertical Profile Boring
- QA Sample Type: _____

C.O.C. No.: 028428
 Type of Sample:
 Low Concentration
 High Concentration

SAMPLING DATA:

Date:	Color	pH	S.C.	Temp.	Turbidity	DO	ORP	Other
Time:	Visual	Standard	mS/cm	Degrees C	NTU	mg/l	mV	NA
<u>11/11/10</u>	<u>LT GRAY</u>	<u>5.72</u>	<u>142</u>	<u>19.85</u>	<u>215</u>	<u>7.90</u>	<u>-64</u>	<u>-</u>

PURGE DATA:

Date:	<u>NA</u>							
Method:								
Monitor Reading (ppm):								
Well Casing Diameter & Material								
Type:								
Total Well Depth (TD):								
Static Water Level (WL):								
One Casing Volume(gal/L):								
Start Purge (hrs):								
End Purge (hrs):								
Total Purge Time (min):								
Total Vol. Purged (gal/L):								

SAMPLE COLLECTION INFORMATION: Strike thru analysis not required

Analysis	Preservative	Container Requirements	Collected
VOCs	HCL/4 DEG C	<u>2-40ml Glass Vials</u>	<input checked="" type="checkbox"/>

OBSERVATIONS / NOTES:

2" MW = 0.163 gal/ft

Sample taken at discreet intervals using a hydropunch sampler unless otherwise noted.

Not enough volume for water quality parameters
 Check box if not enough volume.

Used pH paper instead of water quality meter
 Check box if used pH paper.

Circle if Applicable:

MS/MSD	Duplicate ID No.:
--------	-------------------

Signature(s):

SJC Conti



Tetra Tech NUS, Inc.

GROUNDWATER SAMPLE LOG SHEET

Page 1 of 1

Project Site Name: BETHPAGE OU-2 OFFSITE GW
 Project No.: 112G00622
PRE-DESIGN FIELD INVES

Sample ID No.: BP-VPB127-GW-⁴⁰⁷~~367~~SJC
 Sample Location: VPB-127
 Sampled By: SJC

Domestic Well Data
 Monitoring Well Data
 Other Well Type: Vertical Profile Boring
 QA Sample Type: _____

C.O.C. No.: 028428
 Type of Sample:
 Low Concentration
 High Concentration

SAMPLING DATA:

Date:	Color	pH	S.C.	Temp.	Turbidity	DO	ORP	Other
Time:	Visual	Standard	mS/cm	Degrees C	NTU	mg/l	mV	NA
<u>11/11/10</u>	<u>GRAY</u>	<u>5.56</u>	<u>0.63</u>	<u>16.81</u>	<u>245</u>	<u>3.92</u>	<u>+88</u>	<u>—</u>
<u>1530</u>								
Method: <u>Hydropunch</u>								

PURGE DATA:

Date: <u>NA</u>								
Method:								
Monitor Reading (ppm):								
Well Casing Diameter & Material								
Type:								
Total Well Depth (TD):								
Static Water Level (WL):								
One Casing Volume(gal/L):								
Start Purge (hrs):								
End Purge (hrs):								
Total Purge Time (min):								
Total Vol. Purged (gal/L):								

SAMPLE COLLECTION INFORMATION: Strike thru analysis not required

Analysis	Preservative	Container Requirements	Collected
VOCs	HCL/4 DEG C	<u>2</u> -40ml Glass Vials	<input checked="" type="checkbox"/>

OBSERVATIONS / NOTES:

2" MW = 0.163 gal/ft

Sample taken at discreet intervals using a hydropunch sampler unless otherwise noted.

Not enough volume for water quality parameters
 Check box if not enough volume.

Used pH paper instead of water quality meter
 Check box if used pH paper.

Circle if Applicable:

MS/MSD	Duplicate ID No.:
--------	-------------------

Signature(s):

SJC



GROUNDWATER SAMPLE LOG SHEET

Project Site Name: BETHPAGE OU-2 OFFSITE GW
 Project No.: 112G00622
PRE-DESIGN FIELD INVES

Sample ID No.: BP-VPB127-GW-427
 Sample Location: VPB-127
 Sampled By: SJC

- Domestic Well Data
- Monitoring Well Data
- Other Well Type: Vertical Profile Boring
- QA Sample Type: _____

C.O.C. No.: 028428
 Type of Sample:
 Low Concentration
 High Concentration

SAMPLING DATA:

Date:	Color	pH	S.C.	Temp.	Turbidity	DO	ORP	Other
Time:	Visual	Standard	mS/cm	Degrees C	NTU	mg/l	mV	NA
<u>11/12/10</u>	<u>GRAY</u>	<u>6.02</u>	<u>062</u>	<u>12.54</u>	<u>1479</u>	<u>6.33</u>	<u>-186</u>	<u>-</u>
<u>1000</u>								
Method: <u>Hydropunch</u>								

PURGE DATA:

Date:								
Method:								
Monitor Reading (ppm):								
Well Casing Diameter & Material								
Type:								
Total Well Depth (TD):								
Static Water Level (WL):								
One Casing Volume(gal/L):								
Start Purge (hrs):								
End Purge (hrs):								
Total Purge Time (min):								
Total Vol. Purged (gal/L):								

SAMPLE COLLECTION INFORMATION: Strike thru analysis not required

Analysis	Preservative	Container Requirements	Collected
VOCs	HCL/4 DEG C	<u>2- 40ml Glass Vials</u>	<input checked="" type="checkbox"/>

OBSERVATIONS / NOTES:

2" MW = 0.163 gal/ft

Sample taken at discreet intervals using a hydropunch sampler unless otherwise noted.

Not enough volume for water quality parameters
 Check box if not enough volume.

Used pH paper instead of water quality meter
 Check box if used pH paper.

Circle if Applicable:		Signature(s):
MS/MSD	Duplicate ID No.:	<u>SJC</u>



GROUNDWATER SAMPLE LOG SHEET

Project Site Name: BETHPAGE OU-2 OFFSITE GW
 Project No.: 112G00622
PRE-DESIGN FIELD INVES

Sample ID No.: BP-VPB127-GW- 447
 Sample Location: VPB-127
 Sampled By: SJC

- Domestic Well Data
- Monitoring Well Data
- Other Well Type: Vertical Profile Boring
- QA Sample Type: _____

C.O.C. No.: 028429
 Type of Sample:
 Low Concentration
 High Concentration

SAMPLING DATA:

Date:	Color	pH	S.C.	Temp.	Turbidity	DO	ORP	Other
Time:	Visual	Standard	mS/cm	Degrees C	NTU	mg/l	mV	NA
<u>11/15/10</u>	<u>LT GRAY</u>	<u>4.27</u>	<u>262</u>	<u>15.59</u>	<u>204</u>	<u>5.65</u>	<u>-1</u>	<u>-</u>
<u>11:30</u>								
Method: <u>Hydropunch</u>								

PURGE DATA:

Date:								
Method:								
Monitor Reading (ppm):								
Well Casing Diameter & Material								
Type:								
Total Well-Depth (TD):								
Static Water Level (WL):								
One Casing Volume(gal/L):								
Start Purge (hrs):								
End Purge (hrs):								
Total Purge Time (min):								
Total Vol. Purged (gal/L):								

SAMPLE COLLECTION INFORMATION: Strike thru analysis not required

Analysis	Preservative	Container Requirements	Collected
VOCs	HCL/4 DEG C	<u>2-40ml Glass Vials</u>	<input checked="" type="checkbox"/>

OBSERVATIONS / NOTES:

2" MW = 0.163 gal/ft

Sample taken at discreet intervals using a hydropunch sampler unless otherwise noted.

Not enough volume for water quality parameters Check box if not enough volume.

Used pH paper instead of water quality meter Check box if used pH paper.

ALSO TOOK 2 VOAS FOR CHEMTECH

Circle if Applicable:		Signature(s):
MS/MSD	Duplicate ID No.:	<u>SJC</u>



GROUNDWATER SAMPLE LOG SHEET

Project Site Name: BETHPAGE OU-2 OFFSITE GW
 Project No.: 112G00622
PRE-DESIGN FIELD INVES

Sample ID No.: BP-VPB127-GW-467
 Sample Location: VPB-127
 Sampled By: SJC

- Domestic Well Data
- Monitoring Well Data
- Other Well Type: Vertical Profile Boring
- QA Sample Type: _____

C.O.C. No.: 028429
 Type of Sample:
 Low Concentration
 High Concentration

SAMPLING DATA:

Date: <u>11/5/10</u>	Color Visual	pH Standard	S.C. mS/cm	Temp. Degrees C	Turbidity NTU	DO mg/l	ORP mV	Other NA
Time: <u>1310</u>	<u>GRAY</u>	<u>576</u>	<u>—</u>	<u>—</u>	<u>>1000</u>	<u>—</u>	<u>—</u>	
Method: <u>Hydropunch</u>								

PURGE DATA:

Date:								
Method:								
Monitor Reading (ppm):								
Well Casing Diameter & Material Type:								
Total Well Depth (TD):								
Static Water Level (WL):								
One Casing Volume(gal/L):								
Start Purge (hrs):								
End Purge (hrs):								
Total Purge Time (min):								
Total Vol. Purged (gal/L):								

SAMPLE COLLECTION INFORMATION: Strike thru analysis not required

Analysis	Preservative	Container Requirements	Collected
VOCs	HCL/4 DEG C	<u>2-40ml Glass Vials</u>	<input checked="" type="checkbox"/>

OBSERVATIONS / NOTES:

2" MW = 0.163 gal/ft

Sample taken at discreet intervals using a hydropunch sampler unless otherwise noted.

Not enough volume for water quality parameters
 Check box if not enough volume.

Used pH paper instead of water quality meter
 Check box if used pH paper.

Circle if Applicable:

MS/MSD	Duplicate ID No.:
--------	-------------------

Signature(s):



Tetra Tech NUS, Inc.

GROUNDWATER SAMPLE LOG SHEET

Project Site Name: BETHPAGE OU-2 OFFSITE GW
 Project No.: 112G00622
PRE-DESIGN FIELD INVES

Sample ID No.: BP-VPB127-GW-487
 Sample Location: VPB-127
 Sampled By: SJC

Domestic Well Data
 Monitoring Well Data
 Other Well Type: Vertical Profile Boring
 QA Sample Type: _____

C.O.C. No.: 028429
 Type of Sample:
 Low Concentration
 High Concentration

SAMPLING DATA:

Date:	Color	pH	S.C.	Temp.	Turbidity	DO	ORP	Other
Time:	Visual	Standard	mS/cm	Degrees C	NTU	mg/l	mV	NA
<u>11/15/10</u>	<u>LT GRAY</u>	<u>5.66</u>	<u>079</u>	<u>16.45</u>	<u>193</u>	<u>4.28</u>	<u>-224</u>	<u>—</u>

PURGE DATA:

Date:								
Method:								
Monitor Reading (ppm):								
Well Casing Diameter & Material								
Type:								
Total Well Depth (TD):								
Static Water Level (WL):								
One Casing Volume(gal/L):								
Start Purge (hrs):								
End Purge (hrs):								
Total Purge Time (min):								
Total Vol. Purged (gal/L):								

SAMPLE COLLECTION INFORMATION: Strike thru analysis not required

Analysis	Preservative	Container Requirements	Collected
VOCs	HCL/4 DEG C	<u>2- 40ml Glass Vials</u>	<input checked="" type="checkbox"/>

OBSERVATIONS / NOTES:

2" MW = 0.163 gal/ft

Sample taken at discreet intervals using a hydropunch sampler unless otherwise noted.

Not enough volume for water quality parameters
 Check box if not enough volume.

Used pH paper instead of water quality meter
 Check box if used pH paper.

ALSO TOOK SAMPLE FOR CHEMTECH

Circle if Applicable:		Signature(s):
MS/MSD	Duplicate ID No.:	<u>SJ Conti</u>



GROUNDWATER SAMPLE LOG SHEET

Project Site Name: BETHPAGE OU-2 OFFSITE GW
 Project No.: 112G00622
PRE-DESIGN FIELD INVES

Sample ID No.: BP-VPB127-GW-507
 Sample Location: VPB-127
 Sampled By: SJC

- Domestic Well Data
- Monitoring Well Data
- Other Well Type: Vertical Profile Boring
- QA Sample Type: _____

C.O.C. No.: 028429
 Type of Sample:
 Low Concentration
 High Concentration

SAMPLING DATA:

Date: <u>11/16/10</u>	Color Visual	pH Standard	S.C. mS/cm	Temp. Degrees C	Turbidity NTU	DO mg/l	ORP mV	Other NA
Time: <u>0945</u>	<u>GRAY</u>	<u>5.96</u>	<u>—</u>	<u>—</u>	<u>>1000</u>	<u>—</u>	<u>—</u>	
Method: <u>Hydropunch</u>								

PURGE DATA:

Date: <u>NA</u>								
Method:								
Monitor Reading (ppm):								
Well Casing Diameter & Material								
Type:								
Total Well Depth (TD):								
Static Water Level (WL):								
One Casing Volume(gal/L):								
Start Purge (hrs):								
End Purge (hrs):								
Total Purge Time (min):								
Total Vol. Purged (gal/L):								

SAMPLE COLLECTION INFORMATION: Strike thru analysis not required

Analysis	Preservative	Container Requirements	Collected
VOCs	HCL/4 DEG C	<u>2-40ml Glass Vials</u>	<input checked="" type="checkbox"/>

OBSERVATIONS / NOTES:

2" MW = 0.163 gal/ft

Sample taken at discreet intervals using a hydropunch sampler unless otherwise noted.

Not enough volume for water quality parameters
 Check box if not enough volume.

Used pH paper instead of water quality meter
 Check box if used pH paper.

*POSSIBLY GW MIXED W/
DRILL MUD.*

Circle if Applicable: _____ Signature(s):

MS/MSD	Duplicate ID No.:	<i>SJC</i>
--------	-------------------	------------



GROUNDWATER SAMPLE LOG SHEET

Project Site Name: BETHPAGE OU-2 OFFSITE GW
 Project No.: 112G00622
PRE-DESIGN FIELD INVES

Sample ID No.: BP-VPB127-GW-527
 Sample Location: VPB-127
 Sampled By: SJC

- Domestic Well Data
- Monitoring Well Data
- Other Well Type: Vertical Profile Boring
- QA Sample Type: _____

C.O.C. No.: 028429
 Type of Sample:
 Low Concentration
 High Concentration

SAMPLING DATA:

Date: <u>11/16/10</u>	Color Visual	pH Standard	S.C. mS/cm	Temp. Degrees C	Turbidity NTU	DO mg/l	ORP mV	Other NA
Time: <u>1200</u>	<u>LT GRAY</u>	<u>5.72</u>	<u>0.050</u>	<u>15.25</u>	<u>276</u>	<u>6.05</u>	<u>-34</u>	<u>-</u>
Method: <u>Hydropunch</u>								

PURGE DATA:

Date:								
Method:								
Monitor Reading (ppm):								
Well Casing Diameter & Material Type:								
Total Well Depth (TD):								
Static Water Level (WL):								
One Casing Volume(gal/L):								
Start Purge (hrs):								
End Purge (hrs):								
Total Purge Time (min):								
Total Vol. Purged (gal/L):								

SAMPLE COLLECTION INFORMATION: Strike thru analysis not required

Analysis	Preservative	Container Requirements	Collected.
VOCs	HCL/4 DEG C	<u>2- 40ml Glass Vials</u>	<input checked="" type="checkbox"/>

OBSERVATIONS / NOTES:

2" MW = 0.163 gal/ft

Sample taken at discreet intervals using a hydropunch sampler unless otherwise noted.

Not enough volume for water quality parameters
 Check box if not enough volume.

Used pH paper instead of water quality meter
 Check box if used pH paper.

SENT TO CHEM TECH
 ALSO,
 SJC

Circle if Applicable:

MS/MSD	Duplicate ID No.:
--------	-------------------

Signature(s):

SJC



GROUNDWATER SAMPLE LOG SHEET

Project Site Name: BETHPAGE OU-2 OFFSITE GW
 Project No.: 112G00622
PRE-DESIGN FIELD INVES

Sample ID No.: BP-VPB127-GW- 547
 Sample Location: VPB-127
 Sampled By: SJC

Domestic Well Data
 Monitoring Well Data
 Other Well Type: Vertical Profile Boring
 QA Sample Type: _____

C.O.C. No.: 028429
 Type of Sample:
 Low Concentration
 High Concentration

SAMPLING DATA:

Date: <u>11/16/10</u>	Color Visual	pH Standard	S.C. mS/cm	Temp. Degrees C	Turbidity NTU	DO mg/l	ORP mV	Other NA
Time: <u>1410</u>	<u>LT. GRAY</u>	<u>6</u>	<u>—</u>	<u>—</u>	<u>—</u>	<u>—</u>	<u>—</u>	<u>—</u>
Method: <u>Hydropunch</u>								

PURGE DATA: (WHITISH)

Date: <u>NA</u>								
Method:								
Monitor Reading (ppm):								
Well Casing Diameter & Material Type:								
Total Well Depth (TD):								
Static Water Level (WL):								
One Casing Volume(gal/L):								
Start Purge (hrs):								
End Purge (hrs):								
Total Purge Time (min):								
Total Vol. Purged (gal/L):								

SAMPLE COLLECTION INFORMATION: Strike thru analysis not required

Analysis	Preservative	Container Requirements	Collected
VOCs	HCL/4 DEG C	<u>2- 40ml Glass Vials</u>	<input checked="" type="checkbox"/>

OBSERVATIONS / NOTES:

2" MW = 0.163 gal/ft

Sample taken at discreet intervals using a hydropunch sampler unless otherwise noted.

Not enough volume for water quality parameters
 Check box if not enough volume.

Used pH paper instead of water quality meter
 Check box if used pH paper.

Circle if Applicable: _____ Signature(s): SJ Conter

MS/MSD	Duplicate ID No.:
--------	-------------------



Tetra Tech NUS, Inc.

GROUNDWATER SAMPLE LOG SHEET

Page 1 of 1

Project Site Name: BETHPAGE OU-2 OFFSITE GW
 Project No.: 112G00622
PRE-DESIGN FIELD INVES

Sample ID No.: BP-VPB127-GW- 567
 Sample Location: VPB-127
 Sampled By: SJC

Domestic Well Data
 Monitoring Well Data
 Other Well Type: Vertical Profile Boring
 QA Sample Type: _____

C.O.C. No.: 028429
 Type of Sample:
 Low Concentration
 High Concentration

SAMPLING DATA:

Date: <u>11/16/10</u>	Color Visual	pH Standard	S.C. mS/cm	Temp. Degrees C	Turbidity NTU	DO mg/l	ORP mV	Other NA
Time: <u>1600</u>	<u>GRAY</u>	<u>6.34</u>	<u>.071</u>	<u>14.43</u>	<u>>1000</u>	<u>2.13</u>	<u>-556</u>	<u>-</u>
Method: <u>Hydropunch</u>								

PURGE DATA:

Date: <u>NA</u>								
Method:								
Monitor Reading (ppm):								
Well Casing Diameter & Material Type:								
Total Well Depth (TD):								
Static Water Level (WL):								
One Casing Volume(gal/L):								
Start Purge (hrs):								
End Purge (hrs):								
Total Purge Time (min):								
Total Vol. Purged (gal/L):								

SAMPLE COLLECTION INFORMATION: Strike thru analysis not required

Analysis	Preservative	Container Requirements	Collected
VOCs	HCL/4 DEG C	<u>2- 40ml Glass Vials</u>	<input checked="" type="checkbox"/>

OBSERVATIONS / NOTES:

2" MW = 0.163 gal/ft

Sample taken at discreet intervals using a hydropunch sampler unless otherwise noted.

Not enough volume for water quality parameters
 Check box if not enough volume.

Used pH paper instead of water quality meter
 Check box if used pH paper.

Circle if Applicable:		Signature(s):
MS/MSD	Duplicate ID No.:	<u>SJC</u>



GROUNDWATER SAMPLE LOG SHEET

Project Site Name: BETHPAGE OU-2 OFFSITE GW
 Project No.: 112G00622
PRE-DESIGN FIELD INVES

Sample ID No.: BP-VPB127-GW-587
 Sample Location: VPB-127
 Sampled By: SJC

Domestic Well Data
 Monitoring Well Data
 Other Well Type: Vertical Profile Boring
 QA Sample Type: _____

C.O.C. No.: 028429
 Type of Sample:
 Low Concentration
 High Concentration

SAMPLING DATA:

Date: <u>11/17/10</u>	Color Visual	pH Standard	S.C. mS/cm	Temp. Degrees C	Turbidity NTU	DO mg/l	ORP mV	Other NA
Time: <u>1015</u>	<u>GRAY</u>	<u>6.86</u>	<u>202</u>	<u>14.95</u>	<u>>1000</u>	<u>4.13</u>	<u>-585</u>	<u>—</u>
Method: <u>Hydropunch</u>								

PURGE DATA:

Date: <u>NA</u>								
Method:								
Monitor Reading (ppm):								
Well Casing Diameter & Material Type:								
Total Well Depth (TD):								
Static Water Level (WL):								
One Casing Volume(gal/L):								
Start Purge (hrs):								
End Purge (hrs):								
Total Purge Time (min):								
Total Vol. Purged (gal/L):								

SAMPLE COLLECTION INFORMATION: Strike thru analysis not required

Analysis	Preservative	Container Requirements	Collected
VOCs	HCL/4 DEG C	<u>2- 40ml Glass Vials</u>	<input checked="" type="checkbox"/>

OBSERVATIONS / NOTES:

2" MW = 0.163 gal/ft

Sample taken at discreet intervals using a hydropunch sampler unless otherwise noted.

Not enough volume for water quality parameters
 Check box if not enough volume.

Used pH paper instead of water quality meter
 Check box if used pH paper.

Circle if Applicable: _____ Signature(s): SJC

MS/MSD	Duplicate ID No.:
--------	-------------------



Tetra Tech NUS, Inc.

GROUNDWATER SAMPLE LOG SHEET

Page 1 of 1

Project Site Name: BETHPAGE OU-2 OFFSITE GW
 Project No.: 112G00622
PRE-DESIGN FIELD INVES

Sample ID No.: BP-VPB127-GW- 607
 Sample Location: VPB-127
 Sampled By: SJC

Domestic Well Data
 Monitoring Well Data
 Other Well Type: Vertical Profile Boring
 QA Sample Type: _____

C.O.C. No.: 0288430
 Type of Sample:
 Low Concentration
 High Concentration

SAMPLING DATA:

Date:	Color	pH	S.C.	Temp.	Turbidity	DO	ORP	Other
Time:	Visual	Standard	mS/cm	Degrees C	NTU	mg/l	mV	NA
<u>11/17/10</u>	<u>LT GRAY</u>	<u>5.96</u>	<u>075</u>	<u>16.68</u>	<u>348</u>	<u>4.71</u>	<u>-108</u>	<u>-</u>

PURGE DATA:

Date:	<u>NA</u>							
Method:								
Monitor Reading (ppm):								
Well Casing Diameter & Material								
Type:								
Total Well Depth (TD):								
Static Water Level (WL):								
One Casing Volume(gal/L):								
Start Purge (hrs):								
End Purge (hrs):								
Total Purge Time (min):								
Total Vol. Purged (gal/L):								

SAMPLE COLLECTION INFORMATION: Strike thru analysis not required

Analysis	Preservative	Container Requirements	Collected
VOCs	HCL/4 DEG C	<u>2- 40ml Glass Vials</u>	<input checked="" type="checkbox"/>

OBSERVATIONS / NOTES:

2" MW = 0.163 gal/ft

Sample taken at discreet intervals using a hydropunch sampler unless otherwise noted.

Not enough volume for water quality parameters
 Check box if not enough volume.

Used pH paper instead of water quality meter
 Check box if used pH paper.

Circle if Applicable:		Signature(s):
MS/MSD	Duplicate ID No.:	<u>SJC Conti</u>



Tetra Tech NUS, Inc.

GROUNDWATER SAMPLE LOG SHEET

Page 1 of 1

Project Site Name: **BETHPAGE OU-2 OFFSITE GW**
 Project No.: **112G00622**
PRE-DESIGN FIELD INVES

Sample ID No.: **BP-VPB127-GW-627**
 Sample Location: **VPB-127**
 Sampled By: **SJC**

Domestic Well Data
 Monitoring Well Data
 Other Well Type: Vertical Profile Boring
 QA Sample Type: _____

C.O.C. No.: **028430**
 Type of Sample:
 Low Concentration
 High Concentration

SAMPLING DATA:

Date: <u>11/17/10</u>	Color Visual	pH Standard	S.C. mS/cm	Temp. Degrees C	Turbidity NTU	DO mg/l	ORP mV	Other NA
Time: <u>1410</u>	<u>GRAY</u>	<u>5.76</u>	<u>-</u>	<u>-</u>	<u>>1000</u>	<u>-</u>	<u>-</u>	<u>-</u>
Method: <u>Hydropunch</u>								

PURGE DATA:

Date: <u>NA</u>								
Method:								
Monitor Reading (ppm):								
Well Casing Diameter & Material Type:								
Total Well Depth (TD):								
Static Water Level (WL):								
One Casing Volume(gal/L):								
Start Purge (hrs):								
End Purge (hrs):								
Total Purge Time (min):								
Total Vol. Purged (gal/L):								

SAMPLE COLLECTION INFORMATION: Strike thru analysis not required

Analysis	Preservative	Container Requirements	Collected
VOCs	HCL/4 DEG C	<u>2- 40ml Glass Vials</u>	<input checked="" type="checkbox"/>

OBSERVATIONS / NOTES:

2" MW = 0.163 gal/ft

Sample taken at discreet intervals using a hydropunch sampler unless otherwise noted.

Not enough volume for water quality parameters
 Check box if not enough volume.

Used pH paper instead of water quality meter
 Check box if used pH paper.

Circle if Applicable:		Signature(s):
MS/MSD	Duplicate ID No.:	<u>SJC</u>



GROUNDWATER SAMPLE LOG SHEET

Project Site Name: BETHPAGE OU-2 OFFSITE GW
 Project No.: 112G00622
PRE-DESIGN FIELD INVES

Sample ID No.: BP-VPB127-GW-647
 Sample Location: VPB-127
 Sampled By: SJC

Domestic Well Data
 Monitoring Well Data
 Other Well Type: Vertical Profile Boring
 QA Sample Type: _____

C.O.C. No.: 028430
 Type of Sample:
 Low Concentration
 High Concentration

SAMPLING DATA:

Date: <u>11/17/10</u>	Color Visual	pH Standard	S.C. mS/cm	Temp. Degrees C	Turbidity NTU	DO mg/l	ORP mV	Other NA
Time: <u>1600</u>	<u>LT GRAY</u>	<u>6.01</u>	<u>.054</u>	<u>15.62</u>	<u>505</u>	<u>4.87</u>	<u>-196</u>	<u>—</u>
Method: <u>Hydropunch</u>								

PURGE DATA:

Date: <u>NA</u>								
Method:								
Monitor Reading (ppm):								
Well Casing Diameter & Material Type:								
Total Well Depth (TD):								
Static Water Level (WL):								
One Casing Volume(gal/L):								
Start Purge (hrs):								
End Purge (hrs):								
Total Purge Time (min):								
Total Vol. Purged (gal/L):								

SAMPLE COLLECTION INFORMATION: Strike thru analysis not required

Analysis	Preservative	Container Requirements	Collected
VOCs	HCL/4 DEG C	<u>2- 40ml Glass Vials</u>	<input checked="" type="checkbox"/>

OBSERVATIONS / NOTES:

2" MW = 0.163 gal/ft

Sample taken at discreet intervals using a hydropunch sampler unless otherwise noted.

Not enough volume for water quality parameters
 Check box if not enough volume.

Used pH paper instead of water quality meter
 Check box if used pH paper.

Circle if Applicable:	Signature(s):
MS/MSD Duplicate ID No.:	<u>SJC</u>



GROUNDWATER SAMPLE LOG SHEET

Project Site Name: BETHPAGE OU-2 OFFSITE GW
 Project No.: 112G00622
PRE-DESIGN FIELD INVES

Sample ID No.: BP-VPB127-GW-667
 Sample Location: VPB-127
 Sampled By: SJC

- Domestic Well Data
- Monitoring Well Data
- Other Well Type: Vertical Profile Boring
- QA Sample Type: _____

C.O.C. No.: 028430
 Type of Sample:
 Low Concentration
 High Concentration

SAMPLING DATA:

Date:	Color Visual	pH Standard	S.C. mS/cm	Temp. Degrees C	Turbidity NTU	DO mg/l	ORP mV	Other NA
<u>11/18/10</u>	<u>GRAY</u>	<u>6.87</u>	<u>286</u>	<u>13.86</u>	<u>>1000</u>	<u>3.29</u>	<u>-566</u>	<u>—</u>
Time: <u>1030</u>								
Method: <u>Hydropunch</u>								

PURGE DATA:

Date: <u>NA</u>								
Method:								
Monitor Reading (ppm):								
Well Casing Diameter & Material Type:								
Total Well Depth (TD):								
Static Water Level (WL):								
One Casing Volume(gal/L):								
Start Purge (hrs):								
End Purge (hrs):								
Total Purge Time (min):								
Total Vol. Purged (gal/L):								

SAMPLE COLLECTION INFORMATION: Strike thru analysis not required

Analysis	Preservative	Container Requirements	Collected
VOCs	HCL/4 DEG C	<u>2- 40ml Glass Vials</u>	<input checked="" type="checkbox"/>

OBSERVATIONS / NOTES:

2" MW = 0.163 gal/ft

Sample taken at discreet intervals using a hydropunch sampler unless otherwise noted.

Not enough volume for water quality parameters
 Check box if not enough volume.

Used pH paper instead of water quality meter
 Check box if used pH paper.

Circle if Applicable: _____ Signature(s):

MS/MSD	Duplicate ID No.:	<u>SJC</u>
--------	-------------------	------------



Tetra Tech NUS, Inc.

GROUNDWATER SAMPLE LOG SHEET

Page 1 of 1

Project Site Name: BETHPAGE OU-2 OFFSITE GW
 Project No.: 112G00622
PRE-DESIGN FIELD INVES

Sample ID No.: BP-VPB127-GW-687
 Sample Location: VPB-127
 Sampled By: SJC

Domestic Well Data
 Monitoring Well Data
 Other Well Type: Vertical Profile Boring
 QA Sample Type: _____

C.O.C. No.: 028430
 Type of Sample:
 Low Concentration
 High Concentration

SAMPLING DATA:

Date:	Color Visual	pH Standard	S.C. mS/cm	Temp. Degrees C	Turbidity NTU	DO mg/l	ORP mV	Other NA
<u>11/18/10</u>	<u>GRAY BRN</u>	<u>5-6</u>	<u>---</u>	<u>---</u>	<u>---</u>	<u>---</u>	<u>---</u>	<u>---</u>
Time: <u>1230</u>								
Method: <u>Hydropunch</u>								

PURGE DATA:

Date: <u>NA</u>								
Method:								
Monitor Reading (ppm):								
Well Casing Diameter & Material Type:								
Total Well Depth (TD):								
Static Water Level (WL):								
One Casing Volume(gal/L):								
Start Purge (hrs):								
End Purge (hrs):								
Total Purge Time (min):								
Total Vol. Purged (gal/L):								

SAMPLE COLLECTION INFORMATION: Strike thru analysis not required

Analysis	Preservative	Container Requirements	Collected
VOCs	HCL/4 DEG C	2 - 40ml Glass Vials	<input checked="" type="checkbox"/>

OBSERVATIONS / NOTES:

2" MW = 0.163 gal/ft

Sample taken at discreet intervals using a hydropunch sampler unless otherwise noted.

Not enough volume for water quality parameters
 Check box if not enough volume.

Used pH paper instead of water quality meter
 Check box if used pH paper.

Circle if Applicable: _____ Signature(s): SJC Conti

MS/MSD	Duplicate ID No.:
--------	-------------------



Tetra Tech NUS, Inc.

GROUNDWATER SAMPLE LOG SHEET

Page 1 of 1

Project Site Name: BETHPAGE OU-2 OFFSITE GW
 Project No.: 112G00622
PRE-DESIGN FIELD INVES

Sample ID No.: BP-VPB127-GW-707
 Sample Location: VPB-127
 Sampled By: SJC

Domestic Well Data
 Monitoring Well Data
 Other Well Type: Vertical Profile Boring
 QA Sample Type: _____

C.O.C. No.: 028430
 Type of Sample:
 Low Concentration
 High Concentration

SAMPLING DATA:

Date:	Color	pH	S.C.	Temp.	Turbidity	DO	ORP	Other
Time:	Visual	Standard	mS/cm	Degrees C	NTU	mg/l	mV	NA
<u>11/18/10</u>	<u>GRAY</u>	<u>6</u>	<u>—</u>	<u>—</u>	<u>—</u>	<u>—</u>	<u>—</u>	<u>—</u>
<u>1440</u>								
Method: <u>Hydropunch</u>								

PURGE DATA:

Date:								
Method:								
Monitor Reading (ppm):								
Well Casing Diameter & Material								
Type:								
Total Well Depth (TD):								
Static Water Level (WL):								
One Casing Volume(gal/L):								
Start Purge (hrs):								
End Purge (hrs):								
Total Purge Time (min):								
Total Vol. Purged (gal/L):								

SAMPLE COLLECTION INFORMATION: Strike thru analysis not required

Analysis	Preservative	Container Requirements	Collected
VOCs	HCL/4 DEG C	<u>2-40ml Glass Vials</u>	<input checked="" type="checkbox"/>

OBSERVATIONS / NOTES:

2" MW = 0.163 gal/ft

Sample taken at discreet intervals using a hydropunch sampler unless otherwise noted.

Not enough volume for water quality parameters 2 VIALS ONLY
 Check box if not enough volume.

Used pH paper instead of water quality meter
 Check box if used pH paper.

Circle if Applicable:		Signature(s):
MS/MSD	Duplicate ID No.:	<u>SJC</u>



GROUNDWATER SAMPLE LOG SHEET

Project Site Name: BETHPAGE OU-2 OFFSITE GW
 Project No.: 112G00622
PRE-DESIGN FIELD INVES

Sample ID No.: BP-VPB127-GW-727
 Sample Location: VPB-127
 Sampled By: SJC

Domestic Well Data
 Monitoring Well Data
 Other Well Type: Vertical Profile Boring
 QA Sample Type: _____

C.O.C. No.: 028430
 Type of Sample:
 Low Concentration
 High Concentration

SAMPLING DATA:

Date:	Color Visual	pH Standard	S.C. mS/cm	Temp. Degrees C	Turbidity NTU	DO mg/l	ORP mV	Other NA
<u>11/19/10</u>	<u>LT BRN</u>	<u>5-6</u>	<u>—</u>	<u>—</u>	<u>353</u>	<u>—</u>	<u>—</u>	<u>—</u>
Time: <u>1045</u>								
Method: <u>Hydropunch</u>								

PURGE DATA:

Date: <u>NA</u>								
Method:								
Monitor Reading (ppm):								
Well Casing Diameter & Material Type:								
Total Well Depth (TD):								
Static Water Level (WL):								
One Casing Volume(gal/L):								
Start Purge (hrs):								
End Purge (hrs):								
Total Purge Time (min):								
Total Vol. Purged (gal/L):								

SAMPLE COLLECTION INFORMATION: Strike thru analysis not required

Analysis	Preservative	Container Requirements	Collected
VOCs	HCL/4 DEG C	<u>2-40ml Glass Vials</u>	<input checked="" type="checkbox"/>

OBSERVATIONS / NOTES:

2" MW = 0.163 gal/ft

Sample taken at discreet intervals using a hydropunch sampler unless otherwise noted.

Not enough volume for water quality parameters
 Check box if not enough volume.

Used pH paper instead of water quality meter
 Check box if used pH paper.

Circle if Applicable:

MS/MSD	Duplicate ID No.:
--------	-------------------

Signature(s):

SJC Conti



GROUNDWATER SAMPLE LOG SHEET

Project Site Name: BETHPAGE OU-2 OFFSITE GW
 Project No.: 112G00622
PRE-DESIGN FIELD INVES

Sample ID No.: BP-VPB127-GW-747
 Sample Location: VPB-127
 Sampled By: SJC

Domestic Well Data
 Monitoring Well Data
 Other Well Type: Vertical Profile Boring
 QA Sample Type: _____

C.O.C. No.: 028432
 Type of Sample:
 Low Concentration
 High Concentration

SAMPLING DATA:

Date:	Color Visual	pH Standard	S.C. mS/cm	Temp. Degrees C	Turbidity NTU	DO mg/l	ORP mV	Other NA
<u>11/22/10</u>	<u>TAN WHITE</u>	<u>6.35</u>	<u>135</u>	<u>17.37</u>	<u>>1000</u>	<u>6.35</u>	<u>82</u>	<u>-</u>

PURGE DATA:

Date:								
Method:								
Monitor Reading (ppm):								
Well Casing Diameter & Material Type:								
Total Well Depth (TD):								
Static Water Level (WL):								
One Casing Volume(gal/L):								
Start Purge (hrs):								
End Purge (hrs):								
Total Purge Time (min):								
Total Vol. Purged (gal/L):								

SAMPLE COLLECTION INFORMATION: Strike thru analysis not required

Analysis	Preservative	Container Requirements	Collected
VOCs	HCL/4 DEG C	<u>2- 40ml Glass Vials</u>	<input checked="" type="checkbox"/>

OBSERVATIONS / NOTES:

2" MW = 0.163 gal/ft

Sample taken at discreet intervals using a hydropunch sampler unless otherwise noted.

Not enough volume for water quality parameters
 Check box if not enough volume.

Used pH paper instead of water quality meter
 Check box if used pH paper.

Circle if Applicable: _____ Signature(s): SJC

MS/MSD	Duplicate ID No.:
--------	-------------------



Tetra Tech NUS, Inc.

GROUNDWATER SAMPLE LOG SHEET

Page 1 of 1

Project Site Name: BETHPAGE OU-2 OFFSITE GW
 Project No.: 112G00622
PRE-DESIGN FIELD INVES

Sample ID No.: BP-VPB127-GW-807
 Sample Location: VPB-127
 Sampled By: SJC

Domestic Well Data
 Monitoring Well Data
 Other Well Type: Vertical Profile Boring
 QA Sample Type: _____

C.O.C. No.: 028432
 Type of Sample:
 Low Concentration
 High Concentration

SAMPLING DATA:

Date:	Color	pH	S.C.	Temp.	Turbidity	DO	ORP	Other
Time:	Visual	Standard	mS/cm	Degrees C	NTU	mg/l	mV	NA
<u>11/22/10</u>	<u>GRAY</u>	<u>6.57</u>	<u>352</u>	<u>15.59</u>	<u>>1000</u>	<u>3.14</u>	<u>-271</u>	<u>-</u>
<u>1515</u>								
Method: <u>Hydropunch</u>								

PURGE DATA:

Date:								
Method:								
Monitor Reading (ppm):								
Well Casing Diameter & Material								
Type:								
Total Well Depth (TD):								
Static Water Level (WL):								
One Casing Volume(gal/L):								
Start Purge (hrs):								
End Purge (hrs):								
Total Purge Time (min):								
Total Vol. Purged (gal/L):								

SAMPLE COLLECTION INFORMATION: Strike thru analysis not required

Analysis	Preservative	Container Requirements	Collected
VOCs	HCL/4 DEG C	<u>2- 40ml Glass Vials</u>	<input checked="" type="checkbox"/>

OBSERVATIONS / NOTES:

2" MW = 0.163 gal/ft

Sample taken at discreet intervals using a hydropunch sampler unless otherwise noted.

Not enough volume for water quality parameters
 Check box if not enough volume.

Used pH paper instead of water quality meter
 Check box if used pH paper.

Circle if Applicable:

MS/MSD	Duplicate ID No.:
--------	-------------------

Signature(s):

SJC Conner



QA SAMPLE LOG SHEET


Project Site Name: BETHPAGE OU-2 OFFSITE Sample ID No.: BP-VPB-TB-110410
 Project Number: 112G00622 Sampled By: SJC
 Sample Location: VPB 127 C.O.C. Number: 028426
 QA Sample Type:
 Trip Blank Rinsate Blank
 Source Water Blank Other Blank _____

SAMPLING DATA:	WATER SOURCE:
Date: <u>11/4/10</u> Time: <u>0830</u> Method: <u>NA</u>	<input checked="" type="checkbox"/> Laboratory Prepared <input type="checkbox"/> Tap <input type="checkbox"/> Purchased <input type="checkbox"/> Fire Hydrant <input type="checkbox"/> Other _____

PURCHASED WATER INFORMATION (If Applicable as Source or Rinsate Water):	RINSATE INFORMATION (If Applicable):
Product Name: _____ Supplier: _____ Manufacturer: _____ Order Number: _____ Lot Number: _____ Expiration Date: _____	Media Type: _____ Equipment Used: _____ Equipment Type: <input type="checkbox"/> Dedicated <input type="checkbox"/> Reusable

SAMPLE COLLECTION INFORMATION:			
Analysis	Preservative	Container Requirements	Collected
VOCs	Cool 4°C /HCL	<u>2</u> -40 ml GLASS VIALS	<u>YES</u> /NO

OBSERVATIONS / NOTES:

Signature(s):




QA SAMPLE LOG SHEET

Project Site Name: BETHPAGE OU-2 OFFSITE Sample ID No.: BP-VPB-TB-110810
 Project Number: 112G00622 Sampled By: SJC
 Sample Location: VPB-127 C.O.C. Number: 028427
 QA Sample Type:

Trip Blank Rinsate Blank
 Source Water Blank Other Blank _____

SAMPLING DATA:	WATER SOURCE:
----------------	---------------

Date: <u>11/08/10</u> Time: <u>1025</u> Method: <u>NA</u>	<input checked="" type="checkbox"/> Laboratory Prepared <input type="checkbox"/> Tap <input type="checkbox"/> Purchased <input type="checkbox"/> Fire Hydrant <input type="checkbox"/> Other _____
---	--

PURCHASED WATER INFORMATION (If Applicable as Source or Rinsate Water):	RINSATE INFORMATION (If Applicable):
--	---

Product Name: _____ Supplier: _____ Manufacturer: _____ Order Number: _____ Lot Number: _____ Expiration Date: _____	Media Type: _____ Equipment Used: _____ Equipment Type: <input type="checkbox"/> Dedicated <input type="checkbox"/> Reusable
---	--

SAMPLE COLLECTION INFORMATION:

Analysis	Preservative	Container Requirements	Collected
VOCs	Cool 4°C /HCL	<u>2-40 ml GLASS VIALS</u>	<u>YES / NO</u>

OBSERVATIONS / NOTES:

Signature(s):



QA SAMPLE LOG SHEET

Project Site Name: BETHPAGE OU-2 OFFSITE Sample ID No.: BP-VPB-TB-111010
 Project Number: 112G00622 Sampled By: SJC
 Sample Location: VPB-127 C.O.C. Number: 028428
 QA Sample Type:
 Trip Blank Rinsate Blank
 Source Water Blank Other Blank _____

SAMPLING DATA:	WATER SOURCE:
Date: <u>11/10/10</u> Time: <u>1230</u> Method: <u>NA</u>	<input checked="" type="checkbox"/> Laboratory Prepared <input type="checkbox"/> Tap <input type="checkbox"/> Purchased <input type="checkbox"/> Fire Hydrant <input type="checkbox"/> Other _____

PURCHASED WATER INFORMATION (If Applicable as Source or Rinsate Water):	RINSATE INFORMATION (If Applicable):
Product Name: _____ Supplier: _____ Manufacturer: _____ Order Number: _____ Lot Number: _____ Expiration Date: _____	Media Type: _____ Equipment Used: _____ Equipment Type: <input type="checkbox"/> Dedicated <input type="checkbox"/> Reusable

SAMPLE COLLECTION INFORMATION:			
Analysis	Preservative	Container Requirements	Collected
VOCs	Cool 4°C /HCL	<u>2-40</u> ml GLASS VIALS	<u>YES</u> / NO

OBSERVATIONS / NOTES:

Signature(s):
SJ Conti



QA SAMPLE LOG SHEET

Project Site Name: BETHPAGE OU-2 OFFSITE Sample ID No.: BP-VPB-TB-111510
 Project Number: 112G00622 Sampled By: SJC
 Sample Location: VPB-127 C.O.C. Number: 028429
 QA Sample Type:
 Trip Blank Rinsate Blank
 Source Water Blank Other Blank _____

SAMPLING DATA:	WATER SOURCE:
Date: <u>11/15/10</u> Time: <u>0930</u> Method: _____	<input checked="" type="checkbox"/> Laboratory Prepared <input type="checkbox"/> Tap <input type="checkbox"/> Purchased <input type="checkbox"/> Fire Hydrant <input type="checkbox"/> Other _____

PURCHASED WATER INFORMATION (If Applicable as Source or Rinsate Water):	RINSATE INFORMATION (If Applicable):
Product Name: _____ Supplier: _____ Manufacturer: _____ Order Number: _____ Lot Number: _____ Expiration Date: _____	Media Type: _____ Equipment Used: _____ Equipment Type: <input type="checkbox"/> Dedicated <input type="checkbox"/> Reusable

SAMPLE COLLECTION INFORMATION:			
Analysis	Preservative	Container Requirements	Collected
VOCs	Cool 4°C /HCL	<u>2-40 ml GLASS VIALS</u>	<u>YES</u> / NO

OBSERVATIONS / NOTES:

Signature(s): S. J. Conti



QA SAMPLE LOG SHEET

Project Site Name: BETHPAGE OU-2 OFFSITE Sample ID No.: BP-VPB-TB-111710
 Project Number: 112G00622 Sampled By: SJC
 Sample Location: VPB-127 C.O.C. Number: 028430
 QA Sample Type:
 Trip Blank Rinsate Blank
 Source Water Blank Other Blank _____

SAMPLING DATA:	WATER SOURCE:
Date: <u>11/17/10</u> Time: <u>1230</u> Method: <u>NA</u>	<input checked="" type="checkbox"/> Laboratory Prepared <input type="checkbox"/> Tap <input type="checkbox"/> Purchased <input type="checkbox"/> Fire Hydrant <input type="checkbox"/> Other _____

PURCHASED WATER INFORMATION (If Applicable as Source or Rinsate Water):	RINSATE INFORMATION (If Applicable):
Product Name: _____ Supplier: _____ Manufacturer: _____ Order Number: _____ Lot Number: _____ Expiration Date: _____	Media Type: _____ Equipment Used: _____ Equipment Type: <input type="checkbox"/> Dedicated <input type="checkbox"/> Reusable

SAMPLE COLLECTION INFORMATION:			
Analysis	Preservative	Container Requirements	Collected
VOCs	Cool 4°C /HCL	<u>2-40</u> ml GLASS VIALS	<u>YES</u> / NO

OBSERVATIONS / NOTES:

Signature(s): SJ Conti



QA SAMPLE LOG SHEET

Project Site Name: BETHPAGE OU-2 OFFSITE Sample ID No.: BP-VPB-TB-112210
 Project Number: 112G00622 Sampled By: SJC
 Sample Location: VPB-127 C.O.C. Number: 028432
 QA Sample Type:
 Trip Blank Rinsate Blank
 Source Water Blank Other Blank _____

SAMPLING DATA:	WATER SOURCE:
Date: <u>11/22/10</u> Time: <u>1030</u> Method: <u>NA</u>	<input checked="" type="checkbox"/> Laboratory Prepared <input type="checkbox"/> Tap <input type="checkbox"/> Purchased <input type="checkbox"/> Fire Hydrant <input type="checkbox"/> Other _____

PURCHASED WATER INFORMATION (If Applicable as Source or Rinsate Water):	RINSATE INFORMATION (If Applicable):
Product Name: _____ Supplier: _____ Manufacturer: _____ Order Number: _____ Lot Number: _____ Expiration Date: _____	Media Type: _____ Equipment Used: _____ Equipment Type: <input type="checkbox"/> Dedicated <input type="checkbox"/> Reusable

SAMPLE COLLECTION INFORMATION:			
Analysis	Preservative	Container Requirements	Collected
VOCs	Cool 4°C /HCL	<u>2-40 ml GLASS VIALS</u>	<u>(YES)/ NO</u>

OBSERVATIONS / NOTES:

Signature(s):
SJ Conti

Section 4

VPB 127 Analytical Data Sheets

- Ecotest
- Chemtech

EcoTest Laboratories Inc
377 Sheffield Ave
North Babylon, NY 11703
631 422-5777

LAB NO.105150.02

11/08/10

Tetra Tech NUS, Inc., Twin Oaks I
5700 Lake Wright Drive, Suite 309
Norfolk, VA 23502

ATTN: David Brayack

PO#:66 LAB

SOURCE OF SAMPLE: NWIRP Bethpage, NY

SOURCE OF SAMPLE: CTO No.066

COLLECTED BY: Client

DATE COL'D:11/04/10 RECEIVED:11/05/10

TIME COL'D:1520

MATRIX:GW

SAMPLE: BP-VPB127-GW-057

Top Depth = 56ft, Bottom Depth = 57ft, Grab

ANALYTICAL PARAMETERS	UNITS	RESULT	FLAG	DATE TIME OF ANALYSIS	LRL	ANALYTICAL METHOD
Dichlorodifluoromethane	ug/L	< 1		110510	1	EPA8260
Chloromethane	ug/L	< 1		110510	1	EPA8260
Vinyl Chloride	ug/L	< 1		110510	1	EPA8260
Bromomethane	ug/L	< 1		110510	1	EPA8260
Chloroethane	ug/L	< 1		110510	1	EPA8260
Trichlorofluoromethane	ug/L	< 1		110510	1	EPA8260
1,1 Dichloroethene	ug/L	< 1		110510	1	EPA8260
Methylene Chloride	ug/L	< 1		110510	1	EPA8260
t-1,2-Dichloroethene	ug/L	< 1		110510	1	EPA8260
1,1 Dichloroethane	ug/L	< 1		110510	1	EPA8260
c-1,2-Dichloroethene	ug/L	< 1		110510	1	EPA8260
Chloroform	ug/L	< 1		110510	1	EPA8260
111 Trichloroethane	ug/L	< 1		110510	1	EPA8260
Carbon Tetrachloride	ug/L	< 1		110510	1	EPA8260
Benzene	ug/L	< 1		110510	1	EPA8260
1,2 Dichloroethane	ug/L	< 1		110510	1	EPA8260
Trichloroethene	ug/L	< 1		110510	1	EPA8260
1,2 Dichloropropane	ug/L	< 1		110510	1	EPA8260
Bromodichloromethane	ug/L	< 1		110510	1	EPA8260
c-1,3Dichloropropene	ug/L	< 1		110510	1	EPA8260
Toluene	ug/L	< 1		110510	1	EPA8260
t-1,3Dichloropropene	ug/L	< 1		110510	1	EPA8260
112 Trichloroethane	ug/L	< 1		110510	1	EPA8260
Tetrachloroethene	ug/L	< 1		110510	1	EPA8260
Chlorodibromomethane	ug/L	< 1		110510	1	EPA8260

cc:Ernie Wu

LRL=laboratory Reporting Limit

REMARKS:

DIRECTOR



EcoTest Laboratories Inc
377 Sheffield Ave
North Babylon, NY 11703
631 422-5777

LAB NO.105150.02

11/08/10

Tetra Tech NUS, Inc., Twin Oaks I
 5700 Lake Wright Drive, Suite 309
 Norfolk, VA 23502

ATTN: David Brayack

PO#:66 LAB

SOURCE OF SAMPLE: NWIRP Bethpage, NY

SOURCE OF SAMPLE: CTO No.066

COLLECTED BY: Client

DATE COL'D:11/04/10 RECEIVED:11/05/10

TIME COL'D:1520

MATRIX:GW

SAMPLE: BP-VPB127-GW-057

Top Depth = 56ft, Bottom Depth = 57ft, Grab

ANALYTICAL PARAMETERS	UNITS	RESULT	FLAG	DATE TIME	LRL	ANALYTICAL METHOD
1,2 Dibromoethane	ug/L	< 1		110510	1	EPA8260
Chlorobenzene	ug/L	< 1		110510	1	EPA8260
Ethyl Benzene	ug/L	< 1		110510	1	EPA8260
Xylene	ug/L	< 3		110510	3	EPA8260
Styrene	ug/L	0.11	J	110510	1	EPA8260
Bromoform	ug/L	< 1		110510	1	EPA8260
Isopropylbenzene	ug/L	< 1		110510	1	EPA8260
1122Tetrachloroethane	ug/L	< 1		110510	1	EPA8260
1,3 Dichlorobenzene (v)	ug/L	< 1		110510	1	EPA8260
1,4 Dichlorobenzene (v)	ug/L	< 1		110510	1	EPA8260
1,2 Dichlorobenzene (v)	ug/L	< 1		110510	1	EPA8260
Dibromochloropropane	ug/L	< 1		110510	1	EPA8260
124-Trichlorobenzene (v)	ug/L	< 1		110510	1	EPA8260
ter. ButylMethylEther	ug/L	< 1		110510	1	EPA8260
Freon 113	ug/L	< 1		110510	1	EPA8260
Acetone	ug/L	13	B	110510	10	EPA8260
Methyl Ethyl Ketone	ug/L	1.5	J	110510	10	EPA8260
Methylisobutylketone	ug/L	< 10		110510	10	EPA8260
Carbon disulfide	ug/L	< 1		110510	1	EPA8260
Methyl Acetate	ug/L	< 1		110510	1	EPA8260
Cyclohexane	ug/L	< 1		110510	1	EPA8260
2-Hexanone	ug/L	< 10		110510	10	EPA8260
Methylcyclohexane	ug/L	< 1		110510	1	EPA8260


cc:Ernie Wu

LRL=laboratory Reporting Limit

REMARKS: J: indicates value estimated at level below LRL and above MDL.

B: 7 ug/L of acetone detected in blank.

DIRECTOR _____



EcoTest Laboratories Inc
377 Sheffield Ave
North Babylon, NY 11703
631 422-5777

LAB NO.105150.03

11/08/10

Tetra Tech NUS, Inc., Twin Oaks I
 5700 Lake Wright Drive, Suite 309
 Norfolk, VA 23502

ATTN: David Brayack

PO#:66 LAB

SOURCE OF SAMPLE: NWIRP Bethpage, NY

SOURCE OF SAMPLE: CTO No.066

COLLECTED BY: Client

DATE COL'D:11/05/10 RECEIVED:11/05/10

TIME COL'D:0945

MATRIX:GW

SAMPLE: BP-VPB127-GW-097

Top Depth = 96ft, Bottom Depth = 97ft, Grab

ANALYTICAL PARAMETERS	UNITS	RESULT	DATE TIME	FLAG OF ANALYSIS	LRL	ANALYTICAL METHOD
Dichlorodifluoromethane	ug/L	< 1	110510		1	EPA8260
Chloromethane	ug/L	< 1	110510		1	EPA8260
Vinyl Chloride	ug/L	< 1	110510		1	EPA8260
Bromomethane	ug/L	< 1	110510		1	EPA8260
Chloroethane	ug/L	< 1	110510		1	EPA8260
Trichlorofluoromethane	ug/L	< 1	110510		1	EPA8260
1,1 Dichloroethene	ug/L	< 1	110510		1	EPA8260
Methylene Chloride	ug/L	< 1	110510		1	EPA8260
t-1,2-Dichloroethene	ug/L	< 1	110510		1	EPA8260
1,1 Dichloroethane	ug/L	< 1	110510		1	EPA8260
c-1,2-Dichloroethene	ug/L	< 1	110510		1	EPA8260
Chloroform	ug/L	0.2	110510	B, J	1	EPA8260
111 Trichloroethane	ug/L	< 1	110510		1	EPA8260
Carbon Tetrachloride	ug/L	< 1	110510		1	EPA8260
Benzene	ug/L	< 1	110510		1	EPA8260
1,2 Dichloroethane	ug/L	< 1	110510		1	EPA8260
Trichloroethene	ug/L	0.6	110510	J	1	EPA8260
1,2 Dichloropropane	ug/L	< 1	110510		1	EPA8260
Bromodichloromethane	ug/L	< 1	110510		1	EPA8260
c-1,3Dichloropropene	ug/L	< 1	110510		1	EPA8260
Toluene	ug/L	< 1	110510		1	EPA8260
t-1,3Dichloropropene	ug/L	< 1	110510		1	EPA8260
112 Trichloroethane	ug/L	< 1	110510		1	EPA8260
Tetrachloroethene	ug/L	< 1	110510		1	EPA8260
Chlorodibromomethane	ug/L	< 1	110510		1	EPA8260

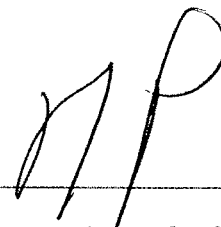
cc:Ernie Wu

LRL=laboratory Reporting Limit

REMARKS: B: 0.12 ug/L of chloroform was detected in blank.

J: Indicates value estimated below LRL and above MDL.

DIRECTOR _____



EcoTest Laboratories Inc
377 Sheffield Ave
North Babylon, NY 11703
631 422-5777

LAB NO.105150.03

11/08/10

Tetra Tech NUS, Inc., Twin Oaks I
 5700 Lake Wright Drive, Suite 309
 Norfolk, VA 23502

ATTN: David Brayack

PO#:66 LAB

SOURCE OF SAMPLE: NWIRP Bethpage, NY

SOURCE OF SAMPLE: CTO No.066

COLLECTED BY: Client DATE COL'D:11/05/10 RECEIVED:11/05/10

TIME COL'D:0945

MATRIX:GW

SAMPLE: BP-VPB127-GW-097

Top Depth = 96ft, Bottom Depth = 97ft, Grab

ANALYTICAL PARAMETERS	UNITS	RESULT	DATE TIME	FLAG OF ANALYSIS	LRL	ANALYTICAL METHOD
1,2 Dibromoethane	ug/L	< 1	110510		1	EPA8260
Chlorobenzene	ug/L	< 1	110510		1	EPA8260
Ethyl Benzene	ug/L	< 1	110510		1	EPA8260
Xylene	ug/L	< 3	110510		3	EPA8260
Styrene	ug/L	< 1	110510		1	EPA8260
Bromoform	ug/L	< 1	110510		1	EPA8260
Isopropylbenzene	ug/L	< 1	110510		1	EPA8260
1122Tetrachloroethane	ug/L	< 1	110510		1	EPA8260
1,3 Dichlorobenzene (v)	ug/L	< 1	110510		1	EPA8260
1,4 Dichlorobenzene (v)	ug/L	< 1	110510		1	EPA8260
1,2 Dichlorobenzene (v)	ug/L	< 1	110510		1	EPA8260
Dibromochloropropane	ug/L	< 1	110510		1	EPA8260
124-Trichlorobenzene (v)	ug/L	< 1	110510		1	EPA8260
ter. ButylMethylEther	ug/L	< 1	110510		1	EPA8260
Freon 113	ug/L	< 1	110510		1	EPA8260
Acetone	ug/L	9	110510	B	10	EPA8260
Methyl Ethyl Ketone	ug/L	< 10	110510		10	EPA8260
Methylisobutylketone	ug/L	< 10	110510		10	EPA8260
Carbon disulfide	ug/L	< 1	110510		1	EPA8260
Methyl Acetate	ug/L	< 1	110510		1	EPA8260
Cyclohexane	ug/L	< 1	110510		1	EPA8260
2-Hexanone	ug/L	< 10	110510		10	EPA8260
Methylcyclohexane	ug/L	< 1	110510		1	EPA8260

cc:Ernie Wu

LRL=laboratory Reporting Limit

REMARKS: B: 7ug/L of acetone was detected in the blank.

DIRECTOR



EcoTest Laboratories Inc
377 Sheffield Ave
North Babylon, NY 11703
631 422-5777

LAB NO.105219.02

11/12/10

Tetra Tech NUS, Inc., Twin Oaks I
 5700 Lake Wright Drive, Suite 309
 Norfolk, VA 23502

ATTN: David Brayack

PO#:66 LAB

SOURCE OF SAMPLE: NWIRP Bethpage, NY

SOURCE OF SAMPLE: CTO No.066

COLLECTED BY: JS/EcoTest DATE COL'D:11/08/10 RECEIVED:11/10/10

TIME COL'D:1030

MATRIX:GW

SAMPLE: BP-VPB127-GW-153

Top Depth = 152ft, Bottom Depth = 153ft, Grab

ANALYTICAL PARAMETERS	UNITS	RESULT	DATE TIME	FLAG	OF ANALYSIS	LRL	ANALYTICAL METHOD
Dichlorodifluoromethane	ug/L	< 1	111110			1	EPA8260
Chloromethane	ug/L	< 1	111110			1	EPA8260
Vinyl Chloride	ug/L	< 1	111110			1	EPA8260
Bromomethane	ug/L	< 1	111110			1	EPA8260
Chloroethane	ug/L	< 1	111110			1	EPA8260
Trichlorofluoromethane	ug/L	< 1	111110			1	EPA8260
1,1 Dichloroethene	ug/L	4.5	111110			1	EPA8260
Methylene Chloride	ug/L	< 1	111110			1	EPA8260
t-1,2-Dichloroethene	ug/L	< 1	111110			1	EPA8260
1,1 Dichloroethane	ug/L	1.5	111110			1	EPA8260
c-1,2-Dichloroethene	ug/L	< 1	111110			1	EPA8260
Chloroform	ug/L	0.4	111110	J		1	EPA8260
111 Trichloroethane	ug/L	5.2	111110			1	EPA8260
Carbon Tetrachloride	ug/L	< 1	111110			1	EPA8260
Benzene	ug/L	0.14	111110	J		1	EPA8260
1,2 Dichloroethane	ug/L	< 1	111110			1	EPA8260
Trichloroethene	ug/L	10	111110			1	EPA8260
1,2 Dichloropropane	ug/L	< 1	111110			1	EPA8260
Bromodichloromethane	ug/L	< 1	111110			1	EPA8260
c-1,3Dichloropropene	ug/L	< 1	111110			1	EPA8260
Toluene	ug/L	< 1	111110			1	EPA8260
t-1,3Dichloropropene	ug/L	< 1	111110			1	EPA8260
112 Trichloroethane	ug/L	< 1	111110			1	EPA8260
Tetrachloroethene	ug/L	< 1	111110			1	EPA8260
Chlorodibromomethane	ug/L	< 1	111110			1	EPA8260

cc:Ernie Wu

LRL=laboratory Reporting Limit

REMARKS:

DIRECTOR

EcoTest Laboratories Inc
377 Sheffield Ave
North Babylon, NY 11703
631 422-5777

LAB NO.105219.02

11/12/10

Tetra Tech NUS, Inc., Twin Oaks I
 5700 Lake Wright Drive, Suite 309
 Norfolk, VA 23502

ATTN: David Brayack

PO#:66 LAB

SOURCE OF SAMPLE: NWIRP Bethpage, NY

SOURCE OF SAMPLE: CTO No.066

COLLECTED BY: JS/EcoTest DATE COL'D:11/08/10 RECEIVED:11/10/10

TIME COL'D:1030

MATRIX:GW

SAMPLE: BP-VPB127-GW-153

Top Depth = 152ft, Bottom Depth = 153ft, Grab

ANALYTICAL PARAMETERS	UNITS	RESULT	DATE TIME	FLAG	OF ANALYSIS	LRL	ANALYTICAL METHOD
1,2 Dibromoethane	ug/L	< 1	111110			1	EPA8260
Chlorobenzene	ug/L	< 1	111110			1	EPA8260
Ethyl Benzene	ug/L	< 1	111110			1	EPA8260
Xylene	ug/L	< 3	111110			3	EPA8260
Styrene	ug/L	< 1	111110			1	EPA8260
Bromoform	ug/L	< 1	111110			1	EPA8260
Isopropylbenzene	ug/L	< 1	111110			1	EPA8260
1122Tetrachloroethane	ug/L	< 1	111110			1	EPA8260
1,3 Dichlorobenzene (v)	ug/L	< 1	111110			1	EPA8260
1,4 Dichlorobenzene (v)	ug/L	< 1	111110			1	EPA8260
1,2 Dichlorobenzene (v)	ug/L	< 1	111110			1	EPA8260
Dibromochloropropane	ug/L	< 1	111110			1	EPA8260
124-Trichlorobenzene (v)	ug/L	< 1	111110			1	EPA8260
ter. ButylMethylEther	ug/L	0.4	111110	J		1	EPA8260
Freon 113	ug/L	< 1	111110			1	EPA8260
Acetone	ug/L	18	111110			10	EPA8260
Methyl Ethyl Ketone	ug/L	2.9	111110	J		10	EPA8260
Methylisobutylketone	ug/L	< 10	111110			10	EPA8260
Carbon disulfide	ug/L	< 1	111110			1	EPA8260
Methyl Acetate	ug/L	< 1	111110			1	EPA8260
Cyclohexane	ug/L	< 1	111110			1	EPA8260
2-Hexanone	ug/L	< 10	111110			10	EPA8260
Methylcyclohexane	ug/L	< 1	111110			1	EPA8260

cc:Ernie Wu

LRL=laboratory Reporting Limit

REMARKS:

DIRECTOR

EcoTest Laboratories Inc
377 Sheffield Ave
North Babylon, NY 11703
631 422-5777

LAB NO.105219.03

11/12/10

Tetra Tech NUS, Inc., Twin Oaks I
 5700 Lake Wright Drive, Suite 309
 Norfolk, VA 23502

ATTN: David Brayack

PO#:66 LAB

SOURCE OF SAMPLE: NWIRP Bethpage, NY

SOURCE OF SAMPLE: CTO No.066

COLLECTED BY: JS/EcoTest DATE COL'D:11/08/10 RECEIVED:11/10/10

TIME COL'D:1540

MATRIX:GW

SAMPLE: BP-VPB127-GW-207


Top Depth = 206ft, Bottom Depth = 207ft, Grab

ANALYTICAL PARAMETERS	UNITS	RESULT	FLAG	DATE TIME	LRL	ANALYTICAL METHOD
				OF ANALYSIS		
Dichlorodifluoromethane	ug/L	< 1		111110	1	EPA8260
Chloromethane	ug/L	< 1		111110	1	EPA8260
Vinyl Chloride	ug/L	< 1		111110	1	EPA8260
Bromomethane	ug/L	< 1		111110	1	EPA8260
Chloroethane	ug/L	< 1		111110	1	EPA8260
Trichlorofluoromethane	ug/L	< 1		111110	1	EPA8260
1,1 Dichloroethene	ug/L	2.9		111110	1	EPA8260
Methylene Chloride	ug/L	< 1		111110	1	EPA8260
t-1,2-Dichloroethene	ug/L	< 1		111110	1	EPA8260
1,1 Dichloroethane	ug/L	3.3		111110	1	EPA8260
c-1,2-Dichloroethene	ug/L	< 1		111110	1	EPA8260
Chloroform	ug/L	0.5	J	111110	1	EPA8260
111 Trichloroethane	ug/L	3.9		111110	1	EPA8260
Carbon Tetrachloride	ug/L	< 1		111110	1	EPA8260
Benzene	ug/L	< 1		111110	1	EPA8260
1,2 Dichloroethane	ug/L	< 1		111110	1	EPA8260
Trichloroethene	ug/L	4.6		111110	1	EPA8260
1,2 Dichloropropane	ug/L	< 1		111110	1	EPA8260
Bromodichloromethane	ug/L	< 1		111110	1	EPA8260
c-1,3Dichloropropene	ug/L	< 1		111110	1	EPA8260
Toluene	ug/L	< 1		111110	1	EPA8260
t-1,3Dichloropropene	ug/L	< 1		111110	1	EPA8260
112 Trichloroethane	ug/L	< 1		111110	1	EPA8260
Tetrachloroethene	ug/L	< 1		111110	1	EPA8260
Chlorodibromomethane	ug/L	< 1		111110	1	EPA8260

cc:Ernie Wu

LRL=laboratory Reporting Limit

REMARKS:


 DIRECTOR

EcoTest Laboratories Inc
377 Sheffield Ave
North Babylon, NY 11703
631 422-5777

LAB NO.105219.03

11/12/10

Tetra Tech NUS, Inc., Twin Oaks I
 5700 Lake Wright Drive, Suite 309
 Norfolk, VA 23502

ATTN: David Brayack

PO#:66 LAB

SOURCE OF SAMPLE: NWIRP Bethpage, NY

SOURCE OF SAMPLE: CTO No.066

COLLECTED BY: JS/EcoTest DATE COL'D:11/08/10 RECEIVED:11/10/10

TIME COL'D:1540

MATRIX:GW

SAMPLE: BP-VPB127-GW-207

Top Depth = 206ft, Bottom Depth = 207ft, Grab

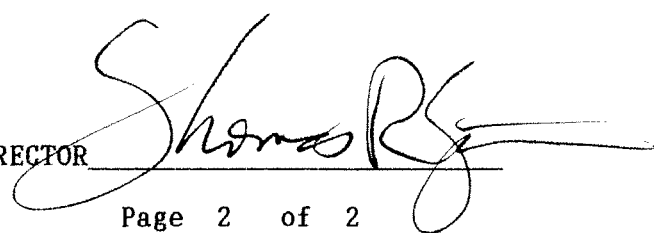
ANALYTICAL PARAMETERS	UNITS	RESULT	FLAG	DATE TIME OF ANALYSIS	LRL	ANALYTICAL METHOD
1,2 Dibromoethane	ug/L	< 1		111110	1	EPA8260
Chlorobenzene	ug/L	< 1		111110	1	EPA8260
Ethyl Benzene	ug/L	< 1		111110	1	EPA8260
Xylene	ug/L	< 3		111110	3	EPA8260
Styrene	ug/L	< 1		111110	1	EPA8260
Bromoform	ug/L	< 1		111110	1	EPA8260
Isopropylbenzene	ug/L	< 1		111110	1	EPA8260
1,1,2,2-Tetrachloroethane	ug/L	< 1		111110	1	EPA8260
1,3 Dichlorobenzene (v)	ug/L	< 1		111110	1	EPA8260
1,4 Dichlorobenzene (v)	ug/L	< 1		111110	1	EPA8260
1,2 Dichlorobenzene (v)	ug/L	< 1		111110	1	EPA8260
Dibromochloropropane	ug/L	< 1		111110	1	EPA8260
1,2,4-Trichlorobenzene (v)	ug/L	< 1		111110	1	EPA8260
ter. ButylMethylEther	ug/L	0.2	J	111110	1	EPA8260
Freon 113	ug/L	< 1		111110	1	EPA8260
Acetone	ug/L	2.1	J	111110	10	EPA8260
Methyl Ethyl Ketone	ug/L	< 10		111110	10	EPA8260
Methylisobutylketone	ug/L	< 10		111110	10	EPA8260
Carbon disulfide	ug/L	< 1		111110	1	EPA8260
Methyl Acetate	ug/L	< 1		111110	1	EPA8260
Cyclohexane	ug/L	< 1		111110	1	EPA8260
2-Hexanone	ug/L	< 10		111110	10	EPA8260
Methylcyclohexane	ug/L	< 1		111110	1	EPA8260

cc:Ernie Wu

LRL=laboratory Reporting Limit

REMARKS:

DIRECTOR



EcoTest Laboratories Inc
377 Sheffield Ave
North Babylon, NY 11703
631 422-5777

LAB NO.105219.04

11/12/10

Tetra Tech NUS, Inc., Twin Oaks I
 5700 Lake Wright Drive, Suite 309
 Norfolk, VA 23502

ATTN: David Brayack

PO#:66 LAB

SOURCE OF SAMPLE: NWIRP Bethpage, NY

SOURCE OF SAMPLE: CTO No.066

COLLECTED BY: Client

DATE COL'D:11/09/10 RECEIVED:11/10/10

TIME COL'D:0925

MATRIX:GW

SAMPLE: BP-VPB127-GW-227

Top Depth = 226ft, Bottom Depth = 227ft, Grab

ANALYTICAL PARAMETERS	UNITS	RESULT	DATE TIME	FLAG	OF ANALYSIS	LRL	ANALYTICAL METHOD
Dichlorodifluoromethane	ug/L	< 1	111110			1	EPA8260
Chloromethane	ug/L	< 1	111110			1	EPA8260
Vinyl Chloride	ug/L	< 1	111110			1	EPA8260
Bromomethane	ug/L	< 1	111110			1	EPA8260
Chloroethane	ug/L	< 1	111110			1	EPA8260
Trichlorofluoromethane	ug/L	< 1	111110			1	EPA8260
1,1 Dichloroethene	ug/L	0.2	111110	J		1	EPA8260
Methylene Chloride	ug/L	< 1	111110			1	EPA8260
t-1,2-Dichloroethene	ug/L	< 1	111110			1	EPA8260
1,1 Dichloroethane	ug/L	1.2	111110			1	EPA8260
c-1,2-Dichloroethene	ug/L	< 1	111110			1	EPA8260
Chloroform	ug/L	< 1	111110			1	EPA8260
111 Trichloroethane	ug/L	< 1	111110			1	EPA8260
Carbon Tetrachloride	ug/L	< 1	111110			1	EPA8260
Benzene	ug/L	< 1	111110			1	EPA8260
1,2 Dichloroethane	ug/L	< 1	111110			1	EPA8260
Trichloroethene	ug/L	< 1	111110			1	EPA8260
1,2 Dichloropropane	ug/L	< 1	111110			1	EPA8260
Bromodichloromethane	ug/L	< 1	111110			1	EPA8260
c-1,3Dichloropropene	ug/L	< 1	111110			1	EPA8260
Toluene	ug/L	0.15	111110	J		1	EPA8260
t-1,3Dichloropropene	ug/L	< 1	111110			1	EPA8260
112 Trichloroethane	ug/L	< 1	111110			1	EPA8260
Tetrachloroethene	ug/L	< 1	111110			1	EPA8260
Chlorodibromomethane	ug/L	< 1	111110			1	EPA8260

cc:Ernie Wu

LRL=laboratory Reporting Limit

REMARKS:

DIRECTOR

EcoTest Laboratories Inc
377 Sheffield Ave
North Babylon, NY 11703
631 422-5777

LAB NO.105219.04

11/12/10

Tetra Tech NUS, Inc., Twin Oaks I
 5700 Lake Wright Drive, Suite 309
 Norfolk, VA 23502

ATTN: David Brayack

PO#:66 LAB

SOURCE OF SAMPLE: NWIRP Bethpage, NY

SOURCE OF SAMPLE: CTO No.066

COLLECTED BY: Client

DATE COL'D:11/09/10 RECEIVED:11/10/10

TIME COL'D:0925

MATRIX:GW

SAMPLE: BP-VPB127-GW-227

Top Depth = 226ft, Bottom Depth = 227ft, Grab


ANALYTICAL PARAMETERS	UNITS	RESULT	FLAG	DATE TIME	LRL	ANALYTICAL
				OF ANALYSIS		METHOD
1,2 Dibromoethane	ug/L	< 1		111110	1	EPA8260
Chlorobenzene	ug/L	< 1		111110	1	EPA8260
Ethyl Benzene	ug/L	< 1		111110	1	EPA8260
Xylene	ug/L	< 3		111110	3	EPA8260
Styrene	ug/L	< 1		111110	1	EPA8260
Bromoform	ug/L	< 1		111110	1	EPA8260
Isopropylbenzene	ug/L	< 1		111110	1	EPA8260
1122Tetrachloroethane	ug/L	< 1		111110	1	EPA8260
1,3 Dichlorobenzene (v)	ug/L	< 1		111110	1	EPA8260
1,4 Dichlorobenzene (v)	ug/L	< 1		111110	1	EPA8260
1,2 Dichlorobenzene (v)	ug/L	< 1		111110	1	EPA8260
Dibromochloropropane	ug/L	< 1		111110	1	EPA8260
124-Trichlorobenzene (v)	ug/L	< 1		111110	1	EPA8260
ter. ButylMethylEther	ug/L	< 1		111110	1	EPA8260
Freon 113	ug/L	< 1		111110	1	EPA8260
Acetone	ug/L	6.1		111110	10	EPA8260
Methyl Ethyl Ketone	ug/L	1	J	111110	10	EPA8260
Methylisobutylketone	ug/L	< 10		111110	10	EPA8260
Carbon disulfide	ug/L	0.4	J	111110	1	EPA8260
Methyl Acetate	ug/L	< 1		111110	1	EPA8260
Cyclohexane	ug/L	< 1		111110	1	EPA8260
2-Hexanone	ug/L	< 10		111110	10	EPA8260
Methylcyclohexane	ug/L	< 1		111110	1	EPA8260

cc:Ernie Wu

LRL=laboratory Reporting Limit

REMARKS:

DIRECTOR



EcoTest Laboratories Inc
377 Sheffield Ave
North Babylon, NY 11703
631 422-5777

LAB NO.105219.05

11/12/10

Tetra Tech NUS, Inc., Twin Oaks I
 5700 Lake Wright Drive, Suite 309
 Norfolk, VA 23502

ATTN: David Brayack

PO#:66 LAB

SOURCE OF SAMPLE: NWIRP Bethpage, NY

SOURCE OF SAMPLE: CTO No.066

COLLECTED BY: Client DATE COL'D:11/09/10 RECEIVED:11/10/10

TIME COL'D:1115

MATRIX:GW

SAMPLE: BP-VPB127-GW-247


Top Depth = 246ft, Bottom Depth = 247ft, Grab

ANALYTICAL PARAMETERS	UNITS	RESULT	DATE TIME	FLAG	OF ANALYSIS	LRL	ANALYTICAL METHOD
Dichlorodifluoromethane	ug/L	< 1	111110			1	EPA8260
Chloromethane	ug/L	< 1	111110			1	EPA8260
Vinyl Chloride	ug/L	< 1	111110			1	EPA8260
Bromomethane	ug/L	< 1	111110			1	EPA8260
Chloroethane	ug/L	< 1	111110			1	EPA8260
Trichlorofluoromethane	ug/L	< 1	111110			1	EPA8260
1,1 Dichloroethene	ug/L	< 1	111110			1	EPA8260
Methylene Chloride	ug/L	< 1	111110			1	EPA8260
t-1,2-Dichloroethene	ug/L	< 1	111110			1	EPA8260
1,1 Dichloroethane	ug/L	< 1	111110			1	EPA8260
c-1,2-Dichloroethene	ug/L	< 1	111110			1	EPA8260
Chloroform	ug/L	< 1	111110			1	EPA8260
111 Trichloroethane	ug/L	< 1	111110			1	EPA8260
Carbon Tetrachloride	ug/L	< 1	111110			1	EPA8260
Benzene	ug/L	< 1	111110			1	EPA8260
1,2 Dichloroethane	ug/L	< 1	111110			1	EPA8260
Trichloroethene	ug/L	< 1	111110			1	EPA8260
1,2 Dichloropropane	ug/L	< 1	111110			1	EPA8260
Bromodichloromethane	ug/L	< 1	111110			1	EPA8260
c-1,3Dichloropropene	ug/L	< 1	111110			1	EPA8260
Toluene	ug/L	< 1	111110			1	EPA8260
t-1,3Dichloropropene	ug/L	< 1	111110			1	EPA8260
112 Trichloroethane	ug/L	< 1	111110			1	EPA8260
Tetrachloroethene	ug/L	< 1	111110			1	EPA8260
Chlorodibromomethane	ug/L	< 1	111110			1	EPA8260

cc:Ernie Wu

LRL=laboratory Reporting Limit

REMARKS:


 DIRECTOR

EcoTest Laboratories Inc
377 Sheffield Ave
North Babylon, NY 11703
631 422-5777

LAB NO.105219.05

11/12/10

Tetra Tech NUS, Inc., Twin Oaks I
 5700 Lake Wright Drive, Suite 309
 Norfolk, VA 23502

ATTN: David Brayack

PO#:66 LAB

SOURCE OF SAMPLE: NWIRP Bethpage, NY

SOURCE OF SAMPLE: CTO No.066

COLLECTED BY: Client

DATE COL'D:11/09/10 RECEIVED:11/10/10

TIME COL'D:1115

MATRIX:GW

SAMPLE: BP-VPB127-GW-247

Top Depth = 246ft, Bottom Depth = 247ft, Grab


ANALYTICAL PARAMETERS	UNITS	RESULT	DATE TIME	FLAG	OF ANALYSIS	LRL	ANALYTICAL METHOD
1,2 Dibromoethane	ug/L	< 1	111110			1	EPA8260
Chlorobenzene	ug/L	< 1	111110			1	EPA8260
Ethyl Benzene	ug/L	< 1	111110			1	EPA8260
Xylene	ug/L	< 3	111110			3	EPA8260
Styrene	ug/L	< 1	111110			1	EPA8260
Bromoform	ug/L	< 1	111110			1	EPA8260
Isopropylbenzene	ug/L	< 1	111110			1	EPA8260
1122Tetrachloroethane	ug/L	< 1	111110			1	EPA8260
1,3 Dichlorobenzene (v)	ug/L	< 1	111110			1	EPA8260
1,4 Dichlorobenzene (v)	ug/L	< 1	111110			1	EPA8260
1,2 Dichlorobenzene (v)	ug/L	< 1	111110			1	EPA8260
Dibromochloropropane	ug/L	< 1	111110			1	EPA8260
124-Trichlorobenzene (v)	ug/L	< 1	111110			1	EPA8260
ter. ButylMethylEther	ug/L	< 1	111110			1	EPA8260
Freon 113	ug/L	< 1	111110			1	EPA8260
Acetone	ug/L	3.3	111110	J		10	EPA8260
Methyl Ethyl Ketone	ug/L	< 10	111110			10	EPA8260
Methylisobutylketone	ug/L	< 10	111110			10	EPA8260
Carbon disulfide	ug/L	0.5	111110	J		1	EPA8260
Methyl Acetate	ug/L	< 1	111110			1	EPA8260
Cyclohexane	ug/L	< 1	111110			1	EPA8260
2-Hexanone	ug/L	< 10	111110			10	EPA8260
Methylcyclohexane	ug/L	< 1	111110			1	EPA8260

cc:Ernie Wu

LRL=laboratory Reporting Limit

REMARKS:

DIRECTOR



EcoTest Laboratories Inc
377 Sheffield Ave
North Babylon, NY 11703
631 422-5777

LAB NO.105219.06

11/12/10

Tetra Tech NUS, Inc., Twin Oaks I
5700 Lake Wright Drive, Suite 309
Norfolk, VA 23502

ATTN: David Brayack

PO#:66 LAB

SOURCE OF SAMPLE: NWIRP Bethpage, NY

SOURCE OF SAMPLE: CTO No.066

COLLECTED BY: Client

DATE COL'D:11/09/10 RECEIVED:11/10/10

TIME COL'D:1315

MATRIX:GW

SAMPLE: BP-VPB127-GW-267

Top Depth = 266ft, Bottom Depth = 267ft, Grab


ANALYTICAL PARAMETERS	UNITS	RESULT	DATE TIME	FLAG	OF ANALYSIS	LRL	ANALYTICAL METHOD
Dichlorodifluoromethane	ug/L	< 1	111110			1	EPA8260
Chloromethane	ug/L	< 1	111110			1	EPA8260
Vinyl Chloride	ug/L	< 1	111110			1	EPA8260
Bromomethane	ug/L	< 1	111110			1	EPA8260
Chloroethane	ug/L	< 1	111110			1	EPA8260
Trichlorofluoromethane	ug/L	< 1	111110			1	EPA8260
1,1 Dichloroethene	ug/L	< 1	111110			1	EPA8260
Methylene Chloride	ug/L	< 1	111110			1	EPA8260
t-1,2-Dichloroethene	ug/L	< 1	111110			1	EPA8260
1,1 Dichloroethane	ug/L	< 1	111110			1	EPA8260
c-1,2-Dichloroethene	ug/L	< 1	111110			1	EPA8260
Chloroform	ug/L	< 1	111110			1	EPA8260
111 Trichloroethane	ug/L	< 1	111110			1	EPA8260
Carbon Tetrachloride	ug/L	< 1	111110			1	EPA8260
Benzene	ug/L	< 1	111110			1	EPA8260
1,2 Dichloroethane	ug/L	< 1	111110			1	EPA8260
Trichloroethene	ug/L	< 1	111110			1	EPA8260
1,2 Dichloropropane	ug/L	< 1	111110			1	EPA8260
Bromodichloromethane	ug/L	< 1	111110			1	EPA8260
c-1,3Dichloropropene	ug/L	< 1	111110			1	EPA8260
Toluene	ug/L	< 1	111110			1	EPA8260
t-1,3Dichloropropene	ug/L	< 1	111110			1	EPA8260
112 Trichloroethane	ug/L	< 1	111110			1	EPA8260
Tetrachloroethene	ug/L	< 1	111110			1	EPA8260
Chlorodibromomethane	ug/L	< 1	111110			1	EPA8260

cc:Ernie Wu

LRL=laboratory Reporting Limit

REMARKS:

DIRECTOR



EcoTest Laboratories Inc
377 Sheffield Ave
North Babylon, NY 11703
631 422-5777

LAB NO.105219.06

11/12/10

Tetra Tech NUS, Inc., Twin Oaks I
 5700 Lake Wright Drive, Suite 309
 Norfolk, VA 23502

ATTN: David Brayack

PO#:66 LAB

SOURCE OF SAMPLE: NWIRP Bethpage, NY

SOURCE OF SAMPLE: CTO No.066

COLLECTED BY: Client

DATE COL'D:11/09/10 RECEIVED:11/10/10

TIME COL'D:1315

MATRIX:GW

SAMPLE: BP-VPB127-GW-267

Top Depth = 266ft, Bottom Depth = 267ft, Grab

ANALYTICAL PARAMETERS	UNITS	RESULT	DATE TIME	FLAG	OF ANALYSIS	LRL	ANALYTICAL METHOD
1,2 Dibromoethane	ug/L	< 1	111110			1	EPA8260
Chlorobenzene	ug/L	< 1	111110			1	EPA8260
Ethyl Benzene	ug/L	< 1	111110			1	EPA8260
Xylene	ug/L	< 3	111110			3	EPA8260
Styrene	ug/L	< 1	111110			1	EPA8260
Bromoform	ug/L	< 1	111110			1	EPA8260
Isopropylbenzene	ug/L	< 1	111110			1	EPA8260
1122Tetrachloroethane	ug/L	< 1	111110			1	EPA8260
1,3 Dichlorobenzene (v)	ug/L	< 1	111110			1	EPA8260
1,4 Dichlorobenzene (v)	ug/L	< 1	111110			1	EPA8260
1,2 Dichlorobenzene (v)	ug/L	< 1	111110			1	EPA8260
Dibromochloropropane	ug/L	< 1	111110			1	EPA8260
124-Trichlorobenzene (v)	ug/L	< 1	111110			1	EPA8260
ter. ButylMethylEther	ug/L	< 1	111110			1	EPA8260
Freon 113	ug/L	< 1	111110			1	EPA8260
Acetone	ug/L	4.1	111110			10	EPA8260
Methyl Ethyl Ketone	ug/L	0.8	111110	J		10	EPA8260
Methylisobutylketone	ug/L	< 10	111110			10	EPA8260
Carbon disulfide	ug/L	0.6	111110	J		1	EPA8260
Methyl Acetate	ug/L	< 1	111110			1	EPA8260
Cyclohexane	ug/L	< 1	111110			1	EPA8260
2-Hexanone	ug/L	< 10	111110			10	EPA8260
Methylcyclohexane	ug/L	< 1	111110			1	EPA8260

cc:Ernie Wu

LRL=laboratory Reporting Limit

REMARKS:

DIRECTOR

EcoTest Laboratories Inc
377 Sheffield Ave
North Babylon, NY 11703
631 422-5777

LAB NO.105219.07

11/12/10

Tetra Tech NUS, Inc., Twin Oaks I
 5700 Lake Wright Drive, Suite 309
 Norfolk, VA 23502

ATTN: David Brayack

PO#:66 LAB

SOURCE OF SAMPLE: NWIRP Bethpage, NY

SOURCE OF SAMPLE: CTO No.066

COLLECTED BY: Client

DATE COL'D:11/10/10 RECEIVED:11/10/10

TIME COL'D:1100

MATRIX:GW

SAMPLE: BP-VPB127-GW-287

Top Depth = 286ft, Bottom Depth = 287ft, Grab

ANALYTICAL PARAMETERS	UNITS	RESULT	DATE TIME	FLAG	OF ANALYSIS	LRL	ANALYTICAL METHOD
Dichlorodifluoromethane	ug/L	< 1	111110			1	EPA8260
Chloromethane	ug/L	< 1	111110			1	EPA8260
Vinyl Chloride	ug/L	< 1	111110			1	EPA8260
Bromomethane	ug/L	< 1	111110			1	EPA8260
Chloroethane	ug/L	< 1	111110			1	EPA8260
Trichlorofluoromethane	ug/L	< 1	111110			1	EPA8260
1,1 Dichloroethene	ug/L	< 1	111110			1	EPA8260
Methylene Chloride	ug/L	< 1	111110			1	EPA8260
t-1,2-Dichloroethene	ug/L	< 1	111110			1	EPA8260
1,1 Dichloroethane	ug/L	< 1	111110			1	EPA8260
c-1,2-Dichloroethene	ug/L	< 1	111110			1	EPA8260
Chloroform	ug/L	< 1	111110			1	EPA8260
111 Trichloroethane	ug/L	< 1	111110			1	EPA8260
Carbon Tetrachloride	ug/L	< 1	111110			1	EPA8260
Benzene	ug/L	< 1	111110			1	EPA8260
1,2 Dichloroethane	ug/L	< 1	111110			1	EPA8260
Trichloroethene	ug/L	< 1	111110			1	EPA8260
1,2 Dichloropropane	ug/L	< 1	111110			1	EPA8260
Bromodichloromethane	ug/L	< 1	111110			1	EPA8260
c-1,3Dichloropropene	ug/L	< 1	111110			1	EPA8260
Toluene	ug/L	< 1	111110			1	EPA8260
t-1,3Dichloropropene	ug/L	< 1	111110			1	EPA8260
112 Trichloroethane	ug/L	< 1	111110			1	EPA8260
Tetrachloroethene	ug/L	< 1	111110			1	EPA8260
Chlorodibromomethane	ug/L	< 1	111110			1	EPA8260

cc:Ernie Wu

LRL=laboratory Reporting Limit

REMARKS:

DIRECTOR 

EcoTest Laboratories Inc
377 Sheffield Ave
North Babylon, NY 11703
631 422-5777

LAB NO.105219.07

11/12/10

Tetra Tech NUS, Inc., Twin Oaks I
 5700 Lake Wright Drive, Suite 309
 Norfolk, VA 23502

ATTN: David Brayack

PO#:66 LAB

SOURCE OF SAMPLE: NWIRP Bethpage, NY

SOURCE OF SAMPLE: CTO No.066

COLLECTED BY: Client

DATE COL'D:11/10/10 RECEIVED:11/10/10

TIME COL'D:1100

MATRIX:GW

SAMPLE: BP-VPB127-GW-287

Top Depth = 286ft, Bottom Depth = 287ft, Grab


ANALYTICAL PARAMETERS	UNITS	RESULT	FLAG	DATE TIME	LRL	ANALYTICAL METHOD
				OF ANALYSIS		
1,2 Dibromoethane	ug/L	< 1		111110	1	EPA8260
Chlorobenzene	ug/L	< 1		111110	1	EPA8260
Ethyl Benzene	ug/L	< 1		111110	1	EPA8260
Xylene	ug/L	< 3		111110	3	EPA8260
Styrene	ug/L	< 1		111110	1	EPA8260
Bromoform	ug/L	< 1		111110	1	EPA8260
Isopropylbenzene	ug/L	< 1		111110	1	EPA8260
1122Tetrachloroethane	ug/L	< 1		111110	1	EPA8260
1,3 Dichlorobenzene (v)	ug/L	< 1		111110	1	EPA8260
1,4 Dichlorobenzene (v)	ug/L	< 1		111110	1	EPA8260
1,2 Dichlorobenzene (v)	ug/L	< 1		111110	1	EPA8260
Dibromochloropropane	ug/L	< 1		111110	1	EPA8260
124-Trichlorobenzene (v)	ug/L	< 1		111110	1	EPA8260
ter. ButylMethylEther	ug/L	< 1		111110	1	EPA8260
Freon 113	ug/L	< 1		111110	1	EPA8260
Acetone	ug/L	6.1		111110	10	EPA8260
Methyl Ethyl Ketone	ug/L	0.9	J	111110	10	EPA8260
Methylisobutylketone	ug/L	< 10		111110	10	EPA8260
Carbon disulfide	ug/L	0.3	J	111110	1	EPA8260
Methyl Acetate	ug/L	< 1		111110	1	EPA8260
Cyclohexane	ug/L	< 1		111110	1	EPA8260
2-Hexanone	ug/L	< 10		111110	10	EPA8260
Methylcyclohexane	ug/L	< 1		111110	1	EPA8260

cc:Ernie Wu

LRL=laboratory Reporting Limit

REMARKS:

DIRECTOR



377 SHEFFIELD AVE. • N. BABYLON, N.Y. 11703 • (631) 422-5777 • FAX (631) 422-5770

Email: ecotestlab@aol.com Website: www.ecotestlabs.com

LAB NO.105269.02

11/16/10

Tetra Tech NUS, Inc., Twin Oaks I
5700 Lake Wright Drive, Suite 309
Norfolk, VA 23502

ATTN: David Brayack

PO#:66 LAB

SOURCE OF SAMPLE: NWIRP Bethpage, NY

SOURCE OF SAMPLE: CTO No.066

COLLECTED BY: Client DATE COL'D:11/10/10 RECEIVED:11/12/10

TIME COL'D:1305

MATRIX:GW

SAMPLE: BP-VPB127-GW-307

Top Depth = 306ft, Bottom Depth = 307ft, Grab

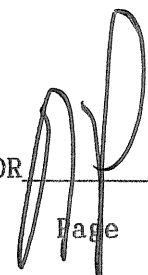
ANALYTICAL PARAMETERS	UNITS	RESULT	DATE TIME	FLAG OF ANALYSIS	LRL	ANALYTICAL METHOD
Dichlorodifluoromethane	ug/L	< 1	111210		1	EPA8260
Chloromethane	ug/L	< 1	111210		1	EPA8260
Vinyl Chloride	ug/L	< 1	111210		1	EPA8260
Bromomethane	ug/L	< 1	111210		1	EPA8260
Chloroethane	ug/L	< 1	111210		1	EPA8260
Trichlorofluoromethane	ug/L	< 1	111210		1	EPA8260
1,1 Dichloroethene	ug/L	< 1	111210		1	EPA8260
Methylene Chloride	ug/L	< 1	111210		1	EPA8260
t-1,2-Dichloroethene	ug/L	< 1	111210		1	EPA8260
1,1 Dichloroethane	ug/L	< 1	111210		1	EPA8260
c-1,2-Dichloroethene	ug/L	< 1	111210		1	EPA8260
Chloroform	ug/L	< 1	111210		1	EPA8260
111 Trichloroethane	ug/L	< 1	111210		1	EPA8260
Carbon Tetrachloride	ug/L	< 1	111210		1	EPA8260
Benzene	ug/L	< 1	111210		1	EPA8260
1,2 Dichloroethane	ug/L	< 1	111210		1	EPA8260
Trichloroethene	ug/L	< 1	111210		1	EPA8260
1,2 Dichloropropane	ug/L	< 1	111210		1	EPA8260
Bromodichloromethane	ug/L	< 1	111210		1	EPA8260
c-1,3Dichloropropene	ug/L	< 1	111210		1	EPA8260
Toluene	ug/L	< 1	111210		1	EPA8260
t-1,3Dichloropropene	ug/L	< 1	111210		1	EPA8260
112 Trichloroethane	ug/L	< 1	111210		1	EPA8260
Tetrachloroethene	ug/L	< 1	111210		1	EPA8260
Chlorodibromomethane	ug/L	< 1	111210		1	EPA8260

cc:Ernie Wu

LRL=Laboratory Reporting Limit

REMARKS:

DIRECTOR



377 SHEFFIELD AVE. • N. BABYLON, N.Y. 11703 • (631) 422-5777 • FAX (631) 422-5770

Email: ecotestlab@aol.com Website: www.ecotestlabs.com

LAB NO.105269.02

11/16/10

Tetra Tech NUS, Inc., Twin Oaks I
5700 Lake Wright Drive, Suite 309
Norfolk, VA 23502

ATTN: David Brayack

PO#:66 LAB

SOURCE OF SAMPLE: NWIRP Bethpage, NY

SOURCE OF SAMPLE: CTO No.066

COLLECTED BY: Client

DATE COL'D:11/10/10 RECEIVED:11/12/10

TIME COL'D:1305

MATRIX:GW

SAMPLE: BP-VPB127-GW-307

Top Depth = 306ft, Bottom Depth = 307ft, Grab


ANALYTICAL PARAMETERS	UNITS	RESULT	DATE TIME	ANALYTICAL
			FLAG OF ANALYSIS	LRL METHOD
1,2 Dibromoethane	ug/L	< 1	111210	1 EPA8260
Chlorobenzene	ug/L	< 1	111210	1 EPA8260
Ethyl Benzene	ug/L	< 1	111210	1 EPA8260
Xylene	ug/L	< 3	111210	3 EPA8260
Styrene	ug/L	< 1	111210	1 EPA8260
Bromoform	ug/L	< 1	111210	1 EPA8260
Isopropylbenzene	ug/L	< 1	111210	1 EPA8260
1122Tetrachloroethane	ug/L	< 1	111210	1 EPA8260
1,3 Dichlorobenzene (v)	ug/L	< 1	111210	1 EPA8260
1,4 Dichlorobenzene (v)	ug/L	< 1	111210	1 EPA8260
1,2 Dichlorobenzene (v)	ug/L	< 1	111210	1 EPA8260
Dibromochloropropane	ug/L	< 1	111210	1 EPA8260
124-Trichlorobenzene (v)	ug/L	< 1	111210	1 EPA8260
ter. ButylMethylEther	ug/L	< 1	111210	1 EPA8260
Freon 113	ug/L	< 1	111210	1 EPA8260
Acetone	ug/L	< 10	111210	10 EPA8260
Methyl Ethyl Ketone	ug/L	< 10	111210	10 EPA8260
Methylisobutylketone	ug/L	< 10	111210	10 EPA8260
Carbon disulfide	ug/L	< 1	111210	1 EPA8260
Methyl Acetate	ug/L	< 1	111210	1 EPA8260
Cyclohexane	ug/L	< 1	111210	1 EPA8260
2-Hexanone	ug/L	< 1	111210	10 EPA8260
Methylcyclohexane	ug/L	< 1	111210	1 EPA8260

cc:Ernie Wu

LRL=Laboratory Reporting Limit

REMARKS:

DIRECTOR



377 SHEFFIELD AVE. • N. BABYLON, N.Y. 11703 • (631) 422-5777 • FAX (631) 422-5770

Email: ecotestlab@aol.com Website: www.ecotestlabs.com

LAB NO.105269.03

11/16/10

Tetra Tech NUS, Inc., Twin Oaks I
5700 Lake Wright Drive, Suite 309
Norfolk, VA 23502

ATTN: David Brayack

PO#:66 LAB

SOURCE OF SAMPLE: NWIRP Bethpage, NY

SOURCE OF SAMPLE: CTO No.066

COLLECTED BY: Client DATE COL'D:11/10/10 RECEIVED:11/12/10

TIME COL'D:1500

MATRIX:GW

SAMPLE: BP-VPB127-GW-327

Top Depth = 326ft, Bottom Depth = 327ft, Grab

ANALYTICAL PARAMETERS	UNITS	RESULT	DATE TIME	FLAG OF ANALYSIS	LRL	ANALYTICAL METHOD
Dichlorodifluoromethane	ug/L	< 1	111210		1	EPA8260
Chloromethane	ug/L	< 1	111210		1	EPA8260
Vinyl Chloride	ug/L	< 1	111210		1	EPA8260
Bromomethane	ug/L	< 1	111210		1	EPA8260
Chloroethane	ug/L	< 1	111210		1	EPA8260
Trichlorofluoromethane	ug/L	< 1	111210		1	EPA8260
1,1 Dichloroethene	ug/L	< 1	111210		1	EPA8260
Methylene Chloride	ug/L	< 1	111210		1	EPA8260
t-1,2-Dichloroethene	ug/L	< 1	111210		1	EPA8260
1,1 Dichloroethane	ug/L	< 1	111210		1	EPA8260
c-1,2-Dichloroethene	ug/L	< 1	111210		1	EPA8260
Chloroform	ug/L	< 1	111210		1	EPA8260
111 Trichloroethane	ug/L	< 1	111210		1	EPA8260
Carbon Tetrachloride	ug/L	< 1	111210		1	EPA8260
Benzene	ug/L	0.13	111210	J	1	EPA8260
1,2 Dichloroethane	ug/L	< 1	111210		1	EPA8260
Trichloroethene	ug/L	< 1	111210		1	EPA8260
1,2 Dichloropropane	ug/L	< 1	111210		1	EPA8260
Bromodichloromethane	ug/L	< 1	111210		1	EPA8260
c-1,3Dichloropropene	ug/L	< 1	111210		1	EPA8260
Toluene	ug/L	< 1	111210		1	EPA8260
t-1,3Dichloropropene	ug/L	< 1	111210		1	EPA8260
112 Trichloroethane	ug/L	< 1	111210		1	EPA8260
Tetrachloroethene	ug/L	< 1	111210		1	EPA8260
Chlorodibromomethane	ug/L	< 1	111210		1	EPA8260

cc:Ernie Wu

LRL=Laboratory Reporting Limit

REMARKS:

DIRECTOR



377 SHEFFIELD AVE. • N. BABYLON, N.Y. 11703 • (631) 422-5777 • FAX (631) 422-5770

Email: ecotestlab@aol.com Website: www.ecotestlabs.com

LAB NO.105269.03

11/16/10

Tetra Tech NUS, Inc., Twin Oaks I
5700 Lake Wright Drive, Suite 309
Norfolk, VA 23502

ATTN: David Brayack

PO#:66 LAB

SOURCE OF SAMPLE: NWIRP Bethpage, NY

SOURCE OF SAMPLE: CTO No.066

COLLECTED BY: Client

DATE COL'D:11/10/10 RECEIVED:11/12/10

TIME COL'D:1500

MATRIX:GW

SAMPLE: BP-VPB127-GW-327

Top Depth = 326ft, Bottom Depth = 327ft, Grab


ANALYTICAL PARAMETERS	UNITS	RESULT	DATE TIME	FLAG OF ANALYSIS	LRL	ANALYTICAL METHOD
1,2 Dibromoethane	ug/L	< 1	111210		1	EPA8260
Chlorobenzene	ug/L	< 1	111210		1	EPA8260
Ethyl Benzene	ug/L	< 1	111210		1	EPA8260
Xylene	ug/L	< 3	111210		3	EPA8260
Styrene	ug/L	< 1	111210		1	EPA8260
Bromoform	ug/L	< 1	111210		1	EPA8260
Isopropylbenzene	ug/L	< 1	111210		1	EPA8260
1122Tetrachloroethane	ug/L	< 1	111210		1	EPA8260
1,3 Dichlorobenzene (v)	ug/L	< 1	111210		1	EPA8260
1,4 Dichlorobenzene (v)	ug/L	< 1	111210		1	EPA8260
1,2 Dichlorobenzene (v)	ug/L	< 1	111210		1	EPA8260
Dibromochloropropane	ug/L	< 1	111210		1	EPA8260
124-Trichlorobenzene (v)	ug/L	< 1	111210		1	EPA8260
ter. ButylMethylEther	ug/L	< 1	111210		1	EPA8260
Freon 113	ug/L	< 1	111210		1	EPA8260
Acetone	ug/L	9.4	111210		10	EPA8260
Methyl Ethyl Ketone	ug/L	1.2	J 111210		10	EPA8260
Methylisobutylketone	ug/L	< 10	111210		10	EPA8260
Carbon disulfide	ug/L	< 1	111210		1	EPA8260
Methyl Acetate	ug/L	< 1	111210		1	EPA8260
Cyclohexane	ug/L	< 1	111210		1	EPA8260
2-Hexanone	ug/L	< 1	111210		10	EPA8260
Methylcyclohexane	ug/L	< 1	111210		1	EPA8260

cc:Ernie Wu

LRL=Laboratory Reporting Limit

REMARKS:

DIRECTOR



377 SHEFFIELD AVE. • N. BABYLON, N.Y. 11703 • (631) 422-5777 • FAX (631) 422-5770

Email: ecotestlab@aol.com Website: www.ecotestlabs.com

LAB NO.105269.04

11/16/10

Tetra Tech NUS, Inc., Twin Oaks I
5700 Lake Wright Drive, Suite 309
Norfolk, VA 23502

ATTN: David Brayack

PO#:66 LAB

SOURCE OF SAMPLE: NWIRP Bethpage, NY

SOURCE OF SAMPLE: CTO No.066

COLLECTED BY: Client

DATE COL'D:11/11/10 RECEIVED:11/12/10

TIME COL'D:0940

MATRIX:GW

SAMPLE: BP-VPB127-GW-347

Top Depth = 346ft, Bottom Depth = 347ft, Grab

ANALYTICAL PARAMETERS	UNITS	RESULT	DATE TIME	ANALYTICAL
			FLAG OF ANALYSIS	METHOD
Dichlorodifluoromethane	ug/L	< 1	111210	EPA8260
Chloromethane	ug/L	< 1	111210	EPA8260
Vinyl Chloride	ug/L	< 1	111210	EPA8260
Bromomethane	ug/L	< 1	111210	EPA8260
Chloroethane	ug/L	< 1	111210	EPA8260
Trichlorofluoromethane	ug/L	< 1	111210	EPA8260
1,1 Dichloroethene	ug/L	< 1	111210	EPA8260
Methylene Chloride	ug/L	< 1	111210	EPA8260
t-1,2-Dichloroethene	ug/L	< 1	111210	EPA8260
1,1 Dichloroethane	ug/L	< 1	111210	EPA8260
c-1,2-Dichloroethene	ug/L	< 1	111210	EPA8260
Chloroform	ug/L	< 1	111210	EPA8260
111 Trichloroethane	ug/L	< 1	111210	EPA8260
Carbon Tetrachloride	ug/L	< 1	111210	EPA8260
Benzene	ug/L	< 1	111210	EPA8260
1,2 Dichloroethane	ug/L	< 1	111210	EPA8260
Trichloroethene	ug/L	< 1	111210	EPA8260
1,2 Dichloropropane	ug/L	< 1	111210	EPA8260
Bromodichloromethane	ug/L	< 1	111210	EPA8260
c-1,3Dichloropropene	ug/L	< 1	111210	EPA8260
Toluene	ug/L	< 1	111210	EPA8260
t-1,3Dichloropropene	ug/L	< 1	111210	EPA8260
112 Trichloroethane	ug/L	< 1	111210	EPA8260
Tetrachloroethene	ug/L	< 1	111210	EPA8260
Chlorodibromomethane	ug/L	< 1	111210	EPA8260

cc:Ernie Wu

LRL=Laboratory Reporting Limit

REMARKS:

DIRECTOR



377 SHEFFIELD AVE. • N. BABYLON, N.Y. 11703 • (631) 422-5777 • FAX (631) 422-5770

Email: ecotestlab@aol.com Website: www.ecotestlabs.com

LAB NO.105269.04

11/16/10

Tetra Tech NUS, Inc., Twin Oaks I
5700 Lake Wright Drive, Suite 309
Norfolk, VA 23502

ATTN: David Brayack

PO#:66 LAB

SOURCE OF SAMPLE: NWIRP Bethpage, NY

SOURCE OF SAMPLE: CTO No.066

COLLECTED BY: Client DATE COL'D:11/11/10 RECEIVED:11/12/10
TIME COL'D:0940

MATRIX:GW

SAMPLE: BP-VPB127-GW-347

Top Depth = 346ft, Bottom Depth = 347ft, Grab

ANALYTICAL PARAMETERS	UNITS	RESULT	DATE TIME	FLAG OF ANALYSIS	LRL	ANALYTICAL METHOD
1,2 Dibromoethane	ug/L	< 1	111210		1	EPA8260
Chlorobenzene	ug/L	< 1	111210		1	EPA8260
Ethyl Benzene	ug/L	< 1	111210		1	EPA8260
Xylene	ug/L	< 3	111210		3	EPA8260
Styrene	ug/L	< 1	111210		1	EPA8260
Bromoform	ug/L	< 1	111210		1	EPA8260
Isopropylbenzene	ug/L	< 1	111210		1	EPA8260
1122Tetrachloroethane	ug/L	< 1	111210		1	EPA8260
1,3 Dichlorobenzene (v)	ug/L	< 1	111210		1	EPA8260
1,4 Dichlorobenzene (v)	ug/L	< 1	111210		1	EPA8260
1,2 Dichlorobenzene (v)	ug/L	< 1	111210		1	EPA8260
Dibromochloropropane	ug/L	< 1	111210		1	EPA8260
124-Trichlorobenzene (v)	ug/L	< 1	111210		1	EPA8260
ter. ButylMethylEther	ug/L	< 1	111210		1	EPA8260
Freon 113	ug/L	< 1	111210		1	EPA8260
Acetone	ug/L	3.1	111210	J	10	EPA8260
Methyl Ethyl Ketone	ug/L	< 10	111210		10	EPA8260
Methylisobutylketone	ug/L	< 10	111210		10	EPA8260
Carbon disulfide	ug/L	< 1	111210		1	EPA8260
Methyl Acetate	ug/L	< 1	111210		1	EPA8260
Cyclohexane	ug/L	< 1	111210		1	EPA8260
2-Hexanone	ug/L	< 1	111210		10	EPA8260
Methylcyclohexane	ug/L	< 1	111210		1	EPA8260

cc:Ernie Wu

LRL=Laboratory Reporting Limit

REMARKS:

DIRECTOR



377 SHEFFIELD AVE. • N. BABYLON, N.Y. 11703 • (631) 422-5777 • FAX (631) 422-5770

Email: ecotestlab@aol.com Website: www.ecotestlabs.com

LAB NO.105269.05

11/16/10

Tetra Tech NUS, Inc., Twin Oaks I
5700 Lake Wright Drive, Suite 309
Norfolk, VA 23502

ATTN: David Brayack

PO#:66 LAB

SOURCE OF SAMPLE: NWIRP Bethpage, NY

SOURCE OF SAMPLE: CTO No.066

COLLECTED BY: Client

DATE COL'D:11/11/10 RECEIVED:11/12/10

TIME COL'D:1130

MATRIX:GW

SAMPLE: BP-VPB127-GW-367

Top Depth = 366ft, Bottom Depth = 367ft, Grab

ANALYTICAL PARAMETERS	UNITS	RESULT	DATE TIME	FLAG OF ANALYSIS	LRL	ANALYTICAL METHOD
Dichlorodifluoromethane	ug/L	< 1	111210		1	EPA8260
Chloromethane	ug/L	< 1	111210		1	EPA8260
Vinyl Chloride	ug/L	< 1	111210		1	EPA8260
Bromomethane	ug/L	< 1	111210		1	EPA8260
Chloroethane	ug/L	< 1	111210		1	EPA8260
Trichlorofluoromethane	ug/L	< 1	111210		1	EPA8260
1,1 Dichloroethene	ug/L	< 1	111210		1	EPA8260
Methylene Chloride	ug/L	< 1	111210		1	EPA8260
t-1,2-Dichloroethene	ug/L	< 1	111210		1	EPA8260
1,1 Dichloroethane	ug/L	< 1	111210		1	EPA8260
c-1,2-Dichloroethene	ug/L	< 1	111210		1	EPA8260
Chloroform	ug/L	< 1	111210		1	EPA8260
111 Trichloroethane	ug/L	< 1	111210		1	EPA8260
Carbon Tetrachloride	ug/L	< 1	111210		1	EPA8260
Benzene	ug/L	< 1	111210		1	EPA8260
1,2 Dichloroethane	ug/L	< 1	111210		1	EPA8260
Trichloroethene	ug/L	< 1	111210		1	EPA8260
1,2 Dichloropropane	ug/L	< 1	111210		1	EPA8260
Bromodichloromethane	ug/L	< 1	111210		1	EPA8260
c-1,3Dichloropropene	ug/L	< 1	111210		1	EPA8260
Toluene	ug/L	< 1	111210		1	EPA8260
t-1,3Dichloropropene	ug/L	< 1	111210		1	EPA8260
112 Trichloroethane	ug/L	< 1	111210		1	EPA8260
Tetrachloroethene	ug/L	< 1	111210		1	EPA8260
Chlorodibromomethane	ug/L	< 1	111210		1	EPA8260

cc:Ernie Wu

LRL=Laboratory Reporting Limit

REMARKS:

DIRECTOR

Page 1 of 2

377 SHEFFIELD AVE. • N. BABYLON, N.Y. 11703 • (631) 422-5777 • FAX (631) 422-5770

Email: ecotestlab@aol.com Website: www.ecotestlabs.com

LAB NO.105269.05

11/16/10

Tetra Tech NUS, Inc., Twin Oaks I
5700 Lake Wright Drive, Suite 309
Norfolk, VA 23502

ATTN: David Brayack

PO#:66 LAB

SOURCE OF SAMPLE: NWIRP Bethpage, NY

SOURCE OF SAMPLE: CTO No.066

COLLECTED BY: Client DATE COL'D:11/11/10 RECEIVED:11/12/10

TIME COL'D:1130

MATRIX:GW

SAMPLE: BP-VPB127-GW-367

Top Depth = 366ft, Bottom Depth = 367ft, Grab

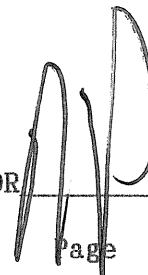
ANALYTICAL PARAMETERS	UNITS	RESULT	DATE TIME	FLAG OF ANALYSIS	LRL	ANALYTICAL
						METHOD
1,2 Dibromoethane	ug/L	< 1	111210		1	EPA8260
Chlorobenzene	ug/L	< 1	111210		1	EPA8260
Ethyl Benzene	ug/L	< 1	111210		1	EPA8260
Xylene	ug/L	< 3	111210		3	EPA8260
Styrene	ug/L	< 1	111210		1	EPA8260
Bromoform	ug/L	< 1	111210		1	EPA8260
Isopropylbenzene	ug/L	< 1	111210		1	EPA8260
1122Tetrachloroethane	ug/L	< 1	111210		1	EPA8260
1,3 Dichlorobenzene (v)	ug/L	< 1	111210		1	EPA8260
1,4 Dichlorobenzene (v)	ug/L	< 1	111210		1	EPA8260
1,2 Dichlorobenzene (v)	ug/L	< 1	111210		1	EPA8260
Dibromochloropropane	ug/L	< 1	111210		1	EPA8260
124-Trichlorobenzene (v)	ug/L	< 1	111210		1	EPA8260
ter. ButylMethylEther	ug/L	< 1	111210		1	EPA8260
Freon 113	ug/L	< 1	111210		1	EPA8260
Acetone	ug/L	2	111210	J	10	EPA8260
Methyl Ethyl Ketone	ug/L	< 10	111210		10	EPA8260
Methylisobutylketone	ug/L	< 10	111210		10	EPA8260
Carbon disulfide	ug/L	< 1	111210		1	EPA8260
Methyl Acetate	ug/L	< 1	111210		1	EPA8260
Cyclohexane	ug/L	< 1	111210		1	EPA8260
2-Hexanone	ug/L	< 1	111210		10	EPA8260
Methylcyclohexane	ug/L	< 1	111210		1	EPA8260

cc:Ernie Wu

LRL=Laboratory Reporting Limit

REMARKS:

DIRECTOR



377 SHEFFIELD AVE. • N. BABYLON, N.Y. 11703 • (631) 422-5777 • FAX (631) 422-5770

Email: ecotestlab@aol.com Website: www.ecotestlabs.com

LAB NO.105269.06

11/16/10

Tetra Tech NUS, Inc., Twin Oaks I
5700 Lake Wright Drive, Suite 309
Norfolk, VA 23502

ATTN: David Brayack

PO#:66 LAB

SOURCE OF SAMPLE: NWIRP Bethpage, NY

SOURCE OF SAMPLE: CTO No.066

COLLECTED BY: Client

DATE COL'D:11/11/10 RECEIVED:11/12/10

TIME COL'D:1345

MATRIX:GW

SAMPLE: BP-VPB127-GW-387

Top Depth = 386ft, Bottom Depth = 387ft, Grab

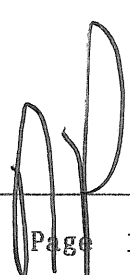
ANALYTICAL PARAMETERS	UNITS	RESULT	DATE TIME	FLAG OF ANALYSIS	LRL	ANALYTICAL METHOD
Dichlorodifluoromethane	ug/L	< 1	111210		1	EPA8260
Chloromethane	ug/L	< 1	111210		1	EPA8260
Vinyl Chloride	ug/L	< 1	111210		1	EPA8260
Bromomethane	ug/L	< 1	111210		1	EPA8260
Chloroethane	ug/L	< 1	111210		1	EPA8260
Trichlorofluoromethane	ug/L	< 1	111210		1	EPA8260
1,1 Dichloroethene	ug/L	< 1	111210		1	EPA8260
Methylene Chloride	ug/L	< 1	111210		1	EPA8260
t-1,2-Dichloroethene	ug/L	< 1	111210		1	EPA8260
1,1 Dichloroethane	ug/L	< 1	111210		1	EPA8260
c-1,2-Dichloroethene	ug/L	< 1	111210		1	EPA8260
Chloroform	ug/L	< 1	111210		1	EPA8260
111 Trichloroethane	ug/L	< 1	111210		1	EPA8260
Carbon Tetrachloride	ug/L	< 1	111210		1	EPA8260
Benzene	ug/L	< 1	111210		1	EPA8260
1,2 Dichloroethane	ug/L	< 1	111210		1	EPA8260
Trichloroethene	ug/L	< 1	111210		1	EPA8260
1,2 Dichloropropane	ug/L	< 1	111210		1	EPA8260
Bromodichloromethane	ug/L	< 1	111210		1	EPA8260
c-1,3Dichloropropene	ug/L	< 1	111210		1	EPA8260
Toluene	ug/L	< 1	111210		1	EPA8260
t-1,3Dichloropropene	ug/L	< 1	111210		1	EPA8260
112 Trichloroethane	ug/L	< 1	111210		1	EPA8260
Tetrachloroethene	ug/L	< 1	111210		1	EPA8260
Chlorodibromomethane	ug/L	< 1	111210		1	EPA8260

cc:Ernie Wu

LRL=Laboratory Reporting Limit

REMARKS:

DIRECTOR



377 SHEFFIELD AVE. • N. BABYLON, N.Y. 11703 • (631) 422-5777 • FAX (631) 422-5770

Email: ecotestlab@aol.com Website: www.ecotestlabs.com

LAB NO.105269.06

11/16/10

Tetra Tech NUS, Inc., Twin Oaks I
5700 Lake Wright Drive, Suite 309
Norfolk, VA 23502

ATTN: David Brayack

PO#:66 LAB

SOURCE OF SAMPLE: NWIRP Bethpage, NY

SOURCE OF SAMPLE: CTO No.066

COLLECTED BY: Client DATE COL'D:11/11/10 RECEIVED:11/12/10

TIME COL'D:1345

MATRIX:GW

SAMPLE: BP-VPB127-GW-387

Top Depth = 386ft, Bottom Depth = 387ft, Grab


ANALYTICAL PARAMETERS	UNITS	RESULT	DATE TIME	FLAG OF ANALYSIS	LRL	ANALYTICAL METHOD
1,2 Dibromoethane	ug/L	< 1	111210		1	EPA8260
Chlorobenzene	ug/L	< 1	111210		1	EPA8260
Ethyl Benzene	ug/L	< 1	111210		1	EPA8260
Xylene	ug/L	< 3	111210		3	EPA8260
Styrene	ug/L	< 1	111210		1	EPA8260
Bromoform	ug/L	< 1	111210		1	EPA8260
Isopropylbenzene	ug/L	< 1	111210		1	EPA8260
1122Tetrachloroethane	ug/L	< 1	111210		1	EPA8260
1,3 Dichlorobenzene (v)	ug/L	< 1	111210		1	EPA8260
1,4 Dichlorobenzene (v)	ug/L	< 1	111210		1	EPA8260
1,2 Dichlorobenzene (v)	ug/L	< 1	111210		1	EPA8260
Dibromochloropropane	ug/L	< 1	111210		1	EPA8260
124-Trichlorobenzene (v)	ug/L	< 1	111210		1	EPA8260
ter. ButylMethylEther	ug/L	< 1	111210		1	EPA8260
Freon 113	ug/L	< 1	111210		1	EPA8260
Acetone	ug/L	1.9	J 111210		10	EPA8260
Methyl Ethyl Ketone	ug/L	< 10	111210		10	EPA8260
Methylisobutylketone	ug/L	< 10	111210		10	EPA8260
Carbon disulfide	ug/L	< 1	111210		1	EPA8260
Methyl Acetate	ug/L	< 1	111210		1	EPA8260
Cyclohexane	ug/L	< 1	111210		1	EPA8260
2-Hexanone	ug/L	< 1	111210		10	EPA8260
Methylcyclohexane	ug/L	< 1	111210		1	EPA8260

cc:Ernie Wu

LRL=Laboratory Reporting Limit

REMARKS:

DIRECTOR



377 SHEFFIELD AVE. • N. BABYLON, N.Y. 11703 • (631) 422-5777 • FAX (631) 422-5770

Email: ecotestlab@aol.com Website: www.ecotestlabs.com

LAB NO.105269.07

11/16/10

Tetra Tech NUS, Inc., Twin Oaks I
5700 Lake Wright Drive, Suite 309
Norfolk, VA 23502

ATTN: David Brayack

PO#:66 LAB

SOURCE OF SAMPLE: NWIRP Bethpage, NY

SOURCE OF SAMPLE: CTO No.066

COLLECTED BY: Client DATE COL'D:11/11/10 RECEIVED:11/12/10
TIME COL'D:1530

MATRIX:GW

SAMPLE: BP-VPB127-GW-407

Top Depth = 406ft, Bottom Depth = 407ft, Grab

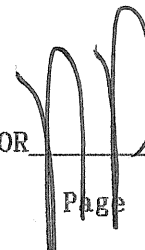
ANALYTICAL PARAMETERS	UNITS	RESULT	DATE TIME	FLAG OF ANALYSIS	LRL	ANALYTICAL METHOD
Dichlorodifluoromethane	ug/L	< 1	111210		1	EPA8260
Chloromethane	ug/L	< 1	111210		1	EPA8260
Vinyl Chloride	ug/L	< 1	111210		1	EPA8260
Bromomethane	ug/L	< 1	111210		1	EPA8260
Chloroethane	ug/L	< 1	111210		1	EPA8260
Trichlorofluoromethane	ug/L	< 1	111210		1	EPA8260
1,1 Dichloroethene	ug/L	< 1	111210		1	EPA8260
Methylene Chloride	ug/L	< 1	111210		1	EPA8260
t-1,2-Dichloroethene	ug/L	< 1	111210		1	EPA8260
1,1 Dichloroethane	ug/L	< 1	111210		1	EPA8260
c-1,2-Dichloroethene	ug/L	< 1	111210		1	EPA8260
Chloroform	ug/L	< 1	111210		1	EPA8260
111 Trichloroethane	ug/L	< 1	111210		1	EPA8260
Carbon Tetrachloride	ug/L	< 1	111210		1	EPA8260
Benzene	ug/L	< 1	111210		1	EPA8260
1,2 Dichloroethane	ug/L	< 1	111210		1	EPA8260
Trichloroethene	ug/L	< 1	111210		1	EPA8260
1,2 Dichloropropane	ug/L	< 1	111210		1	EPA8260
Bromodichloromethane	ug/L	< 1	111210		1	EPA8260
c-1,3Dichloropropene	ug/L	< 1	111210		1	EPA8260
Toluene	ug/L	< 1	111210		1	EPA8260
t-1,3Dichloropropene	ug/L	< 1	111210		1	EPA8260
112 Trichloroethane	ug/L	< 1	111210		1	EPA8260
Tetrachloroethene	ug/L	< 1	111210		1	EPA8260
Chlorodibromomethane	ug/L	< 1	111210		1	EPA8260

cc:Ernie Wu

LRL=Laboratory Reporting Limit

REMARKS:

DIRECTOR



377 SHEFFIELD AVE. • N. BABYLON, N.Y. 11703 • (631) 422-5777 • FAX (631) 422-5770

Email: ecotestlab@aol.com Website: www.ecotestlabs.com

LAB NO.105269.07

11/16/10

Tetra Tech NUS, Inc., Twin Oaks I
5700 Lake Wright Drive, Suite 309
Norfolk, VA 23502

ATTN: David Brayack

PO#:66 LAB

SOURCE OF SAMPLE: NWIRP Bethpage, NY

SOURCE OF SAMPLE: CTO No.066

COLLECTED BY: Client DATE COL'D:11/11/10 RECEIVED:11/12/10
TIME COL'D:1530

MATRIX:GW

SAMPLE: BP-VPB127-GW-407

Top Depth = 406ft, Bottom Depth = 407ft, Grab


ANALYTICAL PARAMETERS	UNITS	RESULT	DATE TIME	FLAG OF ANALYSIS	LRL	ANALYTICAL METHOD
1,2 Dibromoethane	ug/L	< 1	111210		1	EPA8260
Chlorobenzene	ug/L	< 1	111210		1	EPA8260
Ethyl Benzene	ug/L	< 1	111210		1	EPA8260
Xylene	ug/L	< 3	111210		3	EPA8260
Styrene	ug/L	< 1	111210		1	EPA8260
Bromoform	ug/L	< 1	111210		1	EPA8260
Isopropylbenzene	ug/L	< 1	111210		1	EPA8260
1122Tetrachloroethane	ug/L	< 1	111210		1	EPA8260
1,3 Dichlorobenzene (v)	ug/L	< 1	111210		1	EPA8260
1,4 Dichlorobenzene (v)	ug/L	< 1	111210		1	EPA8260
1,2 Dichlorobenzene (v)	ug/L	< 1	111210		1	EPA8260
Dibromochloropropane	ug/L	< 1	111210		1	EPA8260
124-Trichlorobenzene (v)	ug/L	< 1	111210		1	EPA8260
ter. ButylMethylEther	ug/L	< 1	111210		1	EPA8260
Freon 113	ug/L	< 1	111210		1	EPA8260
Acetone	ug/L	< 10	111210		10	EPA8260
Methyl Ethyl Ketone	ug/L	< 10	111210		10	EPA8260
Methylisobutylketone	ug/L	< 10	111210		10	EPA8260
Carbon disulfide	ug/L	< 1	111210		1	EPA8260
Methyl Acetate	ug/L	< 1	111210		1	EPA8260
Cyclohexane	ug/L	< 1	111210		1	EPA8260
2-Hexanone	ug/L	< 1	111210		10	EPA8260
Methylcyclohexane	ug/L	< 1	111210		1	EPA8260

cc:Ernie Wu

LRL=Laboratory Reporting Limit

REMARKS:

DIRECTOR



377 SHEFFIELD AVE. • N. BABYLON, N.Y. 11703 • (631) 422-5777 • FAX (631) 422-5770

Email: ecotestlab@aol.com Website: www.ecotestlabs.com

LAB NO.105269.08

11/16/10

Tetra Tech NUS, Inc., Twin Oaks I
5700 Lake Wright Drive, Suite 309
Norfolk, VA 23502

ATTN: David Brayack

PO#:66 LAB

SOURCE OF SAMPLE: NWIRP Bethpage, NY

SOURCE OF SAMPLE: CTO No.066

COLLECTED BY: Client DATE COL'D:11/12/10 RECEIVED:11/12/10
TIME COL'D:1000

MATRIX:GW

SAMPLE: BP-VPB127-GW-427

Top Depth = 426ft, Bottom Depth = 427ft, Grab

ANALYTICAL PARAMETERS	UNITS	RESULT	DATE TIME	FLAG OF ANALYSIS	LRL	ANALYTICAL METHOD
Dichlorodifluoromethane	ug/L	< 1	111310		1	EPA8260
Chloromethane	ug/L	< 1	111310		1	EPA8260
Vinyl Chloride	ug/L	< 1	111310		1	EPA8260
Bromomethane	ug/L	< 1	111310		1	EPA8260
Chloroethane	ug/L	< 1	111310		1	EPA8260
Trichlorofluoromethane	ug/L	< 1	111310		1	EPA8260
1,1 Dichloroethene	ug/L	< 1	111310		1	EPA8260
Methylene Chloride	ug/L	< 1	111310		1	EPA8260
t-1,2-Dichloroethene	ug/L	< 1	111310		1	EPA8260
1,1 Dichloroethane	ug/L	< 1	111310		1	EPA8260
c-1,2-Dichloroethene	ug/L	< 1	111310		1	EPA8260
Chloroform	ug/L	< 1	111310		1	EPA8260
111 Trichloroethane	ug/L	< 1	111310		1	EPA8260
Carbon Tetrachloride	ug/L	< 1	111310		1	EPA8260
Benzene	ug/L	< 1	111310		1	EPA8260
1,2 Dichloroethane	ug/L	< 1	111310		1	EPA8260
Trichloroethene	ug/L	< 1	111310		1	EPA8260
1,2 Dichloropropane	ug/L	< 1	111310		1	EPA8260
Bromodichloromethane	ug/L	< 1	111310		1	EPA8260
c-1,3Dichloropropene	ug/L	< 1	111310		1	EPA8260
Toluene	ug/L	< 1	111310		1	EPA8260
t-1,3Dichloropropene	ug/L	< 1	111310		1	EPA8260
112 Trichloroethane	ug/L	< 1	111310		1	EPA8260
Tetrachloroethene	ug/L	< 1	111310		1	EPA8260
Chlorodibromomethane	ug/L	< 1	111310		1	EPA8260

cc:Ernie Wu

LRL=Laboratory Reporting Limit

REMARKS:

DIRECTOR



377 SHEFFIELD AVE. • N. BABYLON, N.Y. 11703 • (631) 422-5777 • FAX (631) 422-5770

Email: ecotestlab@aol.com Website: www.ecotestlabs.com

LAB NO.105269.08

11/16/10

Tetra Tech NUS, Inc., Twin Oaks I
5700 Lake Wright Drive, Suite 309
Norfolk, VA 23502

ATTN: David Brayack

PO#:66 LAB

SOURCE OF SAMPLE: NWIRP Bethpage, NY

SOURCE OF SAMPLE: CTO No.066

COLLECTED BY: Client

DATE COL'D:11/12/10 RECEIVED:11/12/10

TIME COL'D:1000

MATRIX:GW

SAMPLE: BP-VPB127-GW-427

Top Depth = 426ft, Bottom Depth = 427ft, Grab

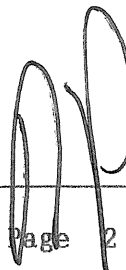
ANALYTICAL PARAMETERS	UNITS	RESULT	DATE TIME	FLAG OF ANALYSIS	LRL	ANALYTICAL METHOD
1,2 Dibromoethane	ug/L	< 1	111310		1	EPA8260
Chlorobenzene	ug/L	< 1	111310		1	EPA8260
Ethyl Benzene	ug/L	< 1	111310		1	EPA8260
Xylene	ug/L	< 3	111310		3	EPA8260
Styrene	ug/L	< 1	111310		1	EPA8260
Bromoform	ug/L	< 1	111310		1	EPA8260
Isopropylbenzene	ug/L	< 1	111310		1	EPA8260
1122Tetrachloroethane	ug/L	< 1	111310		1	EPA8260
1,3 Dichlorobenzene (v)	ug/L	< 1	111310		1	EPA8260
1,4 Dichlorobenzene (v)	ug/L	< 1	111310		1	EPA8260
1,2 Dichlorobenzene (v)	ug/L	< 1	111310		1	EPA8260
Dibromochloropropane	ug/L	< 1	111310		1	EPA8260
124-Trichlorobenzene (v)	ug/L	< 1	111310		1	EPA8260
ter. ButylMethylEther	ug/L	< 1	111310		1	EPA8260
Freon 113	ug/L	< 1	111310		1	EPA8260
Acetone	ug/L	2.5	J 111310		10	EPA8260
Methyl Ethyl Ketone	ug/L	< 10	111310		10	EPA8260
Methylisobutylketone	ug/L	< 10	111310		10	EPA8260
Carbon disulfide	ug/L	< 1	111310		1	EPA8260
Methyl Acetate	ug/L	< 1	111310		1	EPA8260
Cyclohexane	ug/L	< 1	111310		1	EPA8260
2-Hexanone	ug/L	< 1	111310		10	EPA8260
Methylcyclohexane	ug/L	< 1	111310		1	EPA8260

cc:Ernie Wu

LRL=Laboratory Reporting Limit

REMARKS:

DIRECTOR



EcoTest Laboratories Inc
377 Sheffield Ave
North Babylon, NY 11703
631 422-5777

LAB NO.105339.02

11/18/10

Tetra Tech NUS, Inc., Twin Oaks I
 5700 Lake Wright Drive, Suite 309
 Norfolk, VA 23502

ATTN: David Brayack

PO#:66 LAB

SOURCE OF SAMPLE: NWIRP Bethpage, NY

SOURCE OF SAMPLE: CTO No.066

COLLECTED BY: Client DATE COL'D:11/15/10 RECEIVED:11/17/10

TIME COL'D:1130

MATRIX:GW

SAMPLE: BP-VPB127-GW-447


Top Depth = 446ft, Bottom Depth = 447ft, Grab

ANALYTICAL PARAMETERS	UNITS	RESULT	DATE TIME	FLAG	OF ANALYSIS	LRL	ANALYTICAL METHOD
Dichlorodifluoromethane	ug/L	< 1	111710			1	EPA8260
Chloromethane	ug/L	< 1	111710			1	EPA8260
Vinyl Chloride	ug/L	< 1	111710			1	EPA8260
Bromomethane	ug/L	< 1	111710			1	EPA8260
Chloroethane	ug/L	< 1	111710			1	EPA8260
Trichlorofluoromethane	ug/L	< 1	111710			1	EPA8260
1,1 Dichloroethene	ug/L	< 1	111710			1	EPA8260
Methylene Chloride	ug/L	< 1	111710			1	EPA8260
t-1,2-Dichloroethene	ug/L	< 1	111710			1	EPA8260
1,1 Dichloroethane	ug/L	< 1	111710			1	EPA8260
c-1,2-Dichloroethene	ug/L	< 1	111710			1	EPA8260
Chloroform	ug/L	< 1	111710			1	EPA8260
111 Trichloroethane	ug/L	< 1	111710			1	EPA8260
Carbon Tetrachloride	ug/L	< 1	111710			1	EPA8260
Benzene	ug/L	< 1	111710			1	EPA8260
1,2 Dichloroethane	ug/L	< 1	111710			1	EPA8260
Trichloroethene	ug/L	< 1	111710			1	EPA8260
1,2 Dichloropropane	ug/L	< 1	111710			1	EPA8260
Bromodichloromethane	ug/L	< 1	111710			1	EPA8260
c-1,3Dichloropropene	ug/L	< 1	111710			1	EPA8260
Toluene	ug/L	< 1	111710			1	EPA8260
t-1,3Dichloropropene	ug/L	< 1	111710			1	EPA8260
112 Trichloroethane	ug/L	< 1	111710			1	EPA8260
Tetrachloroethene	ug/L	< 1	111710			1	EPA8260
Chlorodibromomethane	ug/L	< 1	111710			1	EPA8260

cc:Ernie Wu

LRL=laboratory Reporting Limit

REMARKS:

DIRECTOR 

EcoTest Laboratories Inc
377 Sheffield Ave
North Babylon, NY 11703
631 422-5777

LAB NO.105339.02

11/18/10

Tetra Tech NUS, Inc., Twin Oaks I
 5700 Lake Wright Drive, Suite 309
 Norfolk, VA 23502

ATTN: David Brayack

PO#:66 LAB

SOURCE OF SAMPLE: NWIRP Bethpage, NY

SOURCE OF SAMPLE: CTO No.066

COLLECTED BY: Client DATE COL'D:11/15/10 RECEIVED:11/17/10

TIME COL'D:1130

MATRIX:GW

SAMPLE: BP-VPB127-GW-447


Top Depth = 446ft, Bottom Depth = 447ft, Grab

ANALYTICAL PARAMETERS	UNITS	RESULT	DATE	TIME	FLAG	OF ANALYSIS	LRL	ANALYTICAL METHOD
1,2 Dibromoethane	ug/L	< 1	111710				1	EPA8260
Chlorobenzene	ug/L	< 1	111710				1	EPA8260
Ethyl Benzene	ug/L	< 1	111710				1	EPA8260
Xylene	ug/L	< 3	111710				3	EPA8260
Styrene	ug/L	< 1	111710				1	EPA8260
Bromoform	ug/L	< 1	111710				1	EPA8260
Isopropylbenzene	ug/L	< 1	111710				1	EPA8260
1122Tetrachloroethane	ug/L	< 1	111710				1	EPA8260
1,3 Dichlorobenzene (v)	ug/L	< 1	111710				1	EPA8260
1,4 Dichlorobenzene (v)	ug/L	< 1	111710				1	EPA8260
1,2 Dichlorobenzene (v)	ug/L	< 1	111710				1	EPA8260
Dibromochloropropane	ug/L	< 1	111710				1	EPA8260
124-Trichlorobenzene (v)	ug/L	< 1	111710				1	EPA8260
ter. ButylMethylEther	ug/L	< 1	111710				1	EPA8260
Freon 113	ug/L	< 1	111710				1	EPA8260
Acetone	ug/L	3.2	111710		J		10	EPA8260
Methyl Ethyl Ketone	ug/L	0.8	111710		J		10	EPA8260
Methylisobutylketone	ug/L	< 10	111710				10	EPA8260
Carbon disulfide	ug/L	< 1	111710				1	EPA8260
Methyl Acetate	ug/L	< 1	111710				1	EPA8260
Cyclohexane	ug/L	< 1	111710				1	EPA8260
2-Hexanone	ug/L	< 10	111710				10	EPA8260
Methylcyclohexane	ug/L	< 1	111710				1	EPA8260

cc:Ernie Wu

LRL=laboratory Reporting Limit

REMARKS:

DIRECTOR 

EcoTest Laboratories Inc
377 Sheffield Ave
North Babylon, NY 11703
631 422-5777

LAB NO.105339.03

11/18/10

Tetra Tech NUS, Inc., Twin Oaks I
 5700 Lake Wright Drive, Suite 309
 Norfolk, VA 23502

ATTN: David Brayack

PO#:66 LAB

SOURCE OF SAMPLE: NWIRP Bethpage, NY

SOURCE OF SAMPLE: CTO No.066

COLLECTED BY: Client

DATE COL'D:11/15/10 RECEIVED:11/17/10

TIME COL'D:1310

MATRIX:GW

SAMPLE: BP-VPB127-GW-467

Top Depth = 466ft, Bottom Depth = 467ft, Grab

ANALYTICAL PARAMETERS	UNITS	RESULT	DATE	TIME	FLAG	OF ANALYSIS	LRL	ANALYTICAL METHOD
Dichlorodifluoromethane	ug/L	< 1	111710				1	EPA8260
Chloromethane	ug/L	< 1	111710				1	EPA8260
Vinyl Chloride	ug/L	< 1	111710				1	EPA8260
Bromomethane	ug/L	< 1	111710				1	EPA8260
Chloroethane	ug/L	< 1	111710				1	EPA8260
Trichlorofluoromethane	ug/L	< 1	111710				1	EPA8260
1,1 Dichloroethene	ug/L	< 1	111710				1	EPA8260
Methylene Chloride	ug/L	< 1	111710				1	EPA8260
t-1,2-Dichloroethene	ug/L	< 1	111710				1	EPA8260
1,1 Dichloroethane	ug/L	< 1	111710				1	EPA8260
c-1,2-Dichloroethene	ug/L	< 1	111710				1	EPA8260
Chloroform	ug/L	< 1	111710				1	EPA8260
111 Trichloroethane	ug/L	< 1	111710				1	EPA8260
Carbon Tetrachloride	ug/L	< 1	111710				1	EPA8260
Benzene	ug/L	0.16	111710		J		1	EPA8260
1,2 Dichloroethane	ug/L	< 1	111710				1	EPA8260
Trichloroethene	ug/L	< 1	111710				1	EPA8260
1,2 Dichloropropane	ug/L	< 1	111710				1	EPA8260
Bromodichloromethane	ug/L	< 1	111710				1	EPA8260
c-1,3Dichloropropene	ug/L	< 1	111710				1	EPA8260
Toluene	ug/L	0.12	111710		J		1	EPA8260
t-1,3Dichloropropene	ug/L	< 1	111710				1	EPA8260
112 Trichloroethane	ug/L	< 1	111710				1	EPA8260
Tetrachloroethene	ug/L	< 1	111710				1	EPA8260
Chlorodibromomethane	ug/L	< 1	111710				1	EPA8260

cc:Ernie Wu

LRL=laboratory Reporting Limit

REMARKS:

DIRECTOR

EcoTest Laboratories Inc
377 Sheffield Ave
North Babylon, NY 11703
631 422-5777

LAB NO.105339.03

11/18/10

Tetra Tech NUS, Inc., Twin Oaks I
5700 Lake Wright Drive, Suite 309
Norfolk, VA 23502

ATTN: David Brayack

PO#:66 LAB

SOURCE OF SAMPLE: NWIRP Bethpage, NY

SOURCE OF SAMPLE: CTO No.066

COLLECTED BY: Client DATE COL'D:11/15/10 RECEIVED:11/17/10

TIME COL'D:1310

MATRIX:GW

SAMPLE: BP-VPB127-GW-467

Top Depth = 466ft, Bottom Depth = 467ft, Grab


ANALYTICAL PARAMETERS	UNITS	RESULT	FLAG	DATE TIME	LRL	ANALYTICAL METHOD
1,2 Dibromoethane	ug/L	< 1		111710	1	EPA8260
Chlorobenzene	ug/L	< 1		111710	1	EPA8260
Ethyl Benzene	ug/L	0.11	J	111710	1	EPA8260
Xylene	ug/L	< 3		111710	3	EPA8260
Styrene	ug/L	< 1		111710	1	EPA8260
Bromoform	ug/L	< 1		111710	1	EPA8260
Isopropylbenzene	ug/L	< 1		111710	1	EPA8260
1122Tetrachloroethane	ug/L	< 1		111710	1	EPA8260
1,3 Dichlorobenzene (v)	ug/L	< 1		111710	1	EPA8260
1,4 Dichlorobenzene (v)	ug/L	< 1		111710	1	EPA8260
1,2 Dichlorobenzene (v)	ug/L	< 1		111710	1	EPA8260
Dibromochloropropane	ug/L	< 1		111710	1	EPA8260
124-Trichlorobenzene (v)	ug/L	< 1		111710	1	EPA8260
ter. ButylMethylEther	ug/L	< 1		111710	1	EPA8260
Freon 113	ug/L	< 1		111710	1	EPA8260
Acetone	ug/L	12		111710	10	EPA8260
Methyl Ethyl Ketone	ug/L	1.6	J	111710	10	EPA8260
Methylisobutylketone	ug/L	< 10		111710	10	EPA8260
Carbon disulfide	ug/L	< 1		111710	1	EPA8260
Methyl Acetate	ug/L	< 1		111710	1	EPA8260
Cyclohexane	ug/L	< 1		111710	1	EPA8260
2-Hexanone	ug/L	< 10		111710	10	EPA8260
Methylcyclohexane	ug/L	< 1		111710	1	EPA8260

cc:Ernie Wu

LRL=laboratory Reporting Limit

REMARKS:

DIRECTOR



EcoTest Laboratories Inc
377 Sheffield Ave
North Babylon, NY 11703
631 422-5777

LAB NO.105339.04

11/18/10

Tetra Tech NUS, Inc., Twin Oaks I
5700 Lake Wright Drive, Suite 309
Norfolk, VA 23502

ATTN: David Brayack

PO#:66 LAB

SOURCE OF SAMPLE: NWIRP Bethpage, NY

SOURCE OF SAMPLE: CTO No.066

COLLECTED BY: Client

DATE COL'D:11/15/10 RECEIVED:11/17/10

TIME COL'D:1500

MATRIX:GW

SAMPLE: BP-VPB127-GW-487

Top Depth = 486ft, Bottom Depth = 487ft, Grab


ANALYTICAL PARAMETERS	UNITS	RESULT	FLAG	DATE TIME	LRL	ANALYTICAL METHOD
Dichlorodifluoromethane	ug/L	< 1		111710	1	EPA8260
Chloromethane	ug/L	< 1		111710	1	EPA8260
Vinyl Chloride	ug/L	< 1		111710	1	EPA8260
Bromomethane	ug/L	< 1		111710	1	EPA8260
Chloroethane	ug/L	< 1		111710	1	EPA8260
Trichlorofluoromethane	ug/L	< 1		111710	1	EPA8260
1,1 Dichloroethene	ug/L	< 1		111710	1	EPA8260
Methylene Chloride	ug/L	< 1		111710	1	EPA8260
t-1,2-Dichloroethene	ug/L	< 1		111710	1	EPA8260
1,1 Dichloroethane	ug/L	< 1		111710	1	EPA8260
c-1,2-Dichloroethene	ug/L	< 1		111710	1	EPA8260
Chloroform	ug/L	< 1		111710	1	EPA8260
111 Trichloroethane	ug/L	< 1		111710	1	EPA8260
Carbon Tetrachloride	ug/L	< 1		111710	1	EPA8260
Benzene	ug/L	0.1	J	111710	1	EPA8260
1,2 Dichloroethane	ug/L	< 1		111710	1	EPA8260
Trichloroethene	ug/L	< 1		111710	1	EPA8260
1,2 Dichloropropane	ug/L	< 1		111710	1	EPA8260
Bromodichloromethane	ug/L	< 1		111710	1	EPA8260
c-1,3Dichloropropene	ug/L	< 1		111710	1	EPA8260
Toluene	ug/L	< 1		111710	1	EPA8260
t-1,3Dichloropropene	ug/L	< 1		111710	1	EPA8260
112 Trichloroethane	ug/L	< 1		111710	1	EPA8260
Tetrachloroethene	ug/L	< 1		111710	1	EPA8260
Chlorodibromomethane	ug/L	< 1		111710	1	EPA8260

cc:Ernie Wu

LRL=laboratory Reporting Limit

REMARKS:

DIRECTOR



EcoTest Laboratories Inc
377 Sheffield Ave
North Babylon, NY 11703
631 422-5777

LAB NO.105339.04

11/18/10

Tetra Tech NUS, Inc., Twin Oaks I
5700 Lake Wright Drive, Suite 309
Norfolk, VA 23502

ATTN: David Brayack

PO#:66 LAB

SOURCE OF SAMPLE: NWIRP Bethpage, NY

SOURCE OF SAMPLE: CTO No.066

COLLECTED BY: Client

DATE COL'D:11/15/10 RECEIVED:11/17/10

TIME COL'D:1500

MATRIX:GW

SAMPLE: BP-VPB127-GW-487

Top Depth = 486ft, Bottom Depth = 487ft, Grab


ANALYTICAL PARAMETERS	UNITS	RESULT	DATE TIME	FLAG	OF ANALYSIS	LRL	ANALYTICAL METHOD
1,2 Dibromoethane	ug/L	< 1	111710			1	EPA8260
Chlorobenzene	ug/L	< 1	111710			1	EPA8260
Ethyl Benzene	ug/L	< 1	111710			1	EPA8260
Xylene	ug/L	< 3	111710			3	EPA8260
Styrene	ug/L	< 1	111710			1	EPA8260
Bromoform	ug/L	< 1	111710			1	EPA8260
Isopropylbenzene	ug/L	< 1	111710			1	EPA8260
1122Tetrachloroethane	ug/L	< 1	111710			1	EPA8260
1,3 Dichlorobenzene (v)	ug/L	< 1	111710			1	EPA8260
1,4 Dichlorobenzene (v)	ug/L	< 1	111710			1	EPA8260
1,2 Dichlorobenzene (v)	ug/L	< 1	111710			1	EPA8260
Dibromochloropropane	ug/L	< 1	111710			1	EPA8260
124-Trichlorobenzene (v)	ug/L	< 1	111710			1	EPA8260
ter. ButylMethylEther	ug/L	< 1	111710			1	EPA8260
Freon 113	ug/L	< 1	111710			1	EPA8260
Acetone	ug/L	< 10	111710			10	EPA8260
Methyl Ethyl Ketone	ug/L	< 10	111710			10	EPA8260
Methylisobutylketone	ug/L	< 10	111710			10	EPA8260
Carbon disulfide	ug/L	< 1	111710			1	EPA8260
Methyl Acetate	ug/L	< 1	111710			1	EPA8260
Cyclohexane	ug/L	< 1	111710			1	EPA8260
2-Hexanone	ug/L	< 10	111710			10	EPA8260
Methylcyclohexane	ug/L	< 1	111710			1	EPA8260

cc:Ernie Wu

LRL=laboratory Reporting Limit

REMARKS:

DIRECTOR



EcoTest Laboratories Inc
377 Sheffield Ave
North Babylon, NY 11703
631 422-5777

LAB NO.105339.05

11/18/10

Tetra Tech NUS, Inc., Twin Oaks I
5700 Lake Wright Drive, Suite 309
Norfolk, VA 23502

ATTN: David Brayack

PO#:66 LAB

SOURCE OF SAMPLE: NWIRP Bethpage, NY

SOURCE OF SAMPLE: CTO No.066

COLLECTED BY: Client

DATE COL'D:11/16/10 RECEIVED:11/17/10

TIME COL'D:0945

MATRIX:GW

SAMPLE: BP-VPB127-GW-507

Top Depth = 506ft, Bottom Depth = 507ft, Grab

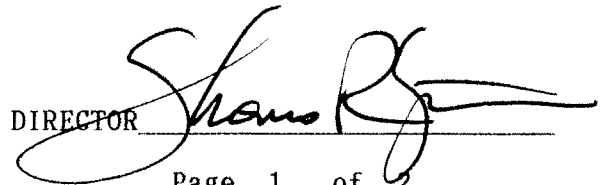
ANALYTICAL PARAMETERS	UNITS	RESULT	DATE TIME	FLAG	OF ANALYSIS	LRL	ANALYTICAL METHOD
Dichlorodifluoromethane	ug/L	< 1	111710			1	EPA8260
Chloromethane	ug/L	< 1	111710			1	EPA8260
Vinyl Chloride	ug/L	< 1	111710			1	EPA8260
Bromomethane	ug/L	< 1	111710			1	EPA8260
Chloroethane	ug/L	< 1	111710			1	EPA8260
Trichlorofluoromethane	ug/L	< 1	111710			1	EPA8260
1,1 Dichloroethene	ug/L	< 1	111710			1	EPA8260
Methylene Chloride	ug/L	< 1	111710			1	EPA8260
t-1,2-Dichloroethene	ug/L	< 1	111710			1	EPA8260
1,1 Dichloroethane	ug/L	< 1	111710			1	EPA8260
c-1,2-Dichloroethene	ug/L	< 1	111710			1	EPA8260
Chloroform	ug/L	< 1	111710			1	EPA8260
111 Trichloroethane	ug/L	< 1	111710			1	EPA8260
Carbon Tetrachloride	ug/L	< 1	111710			1	EPA8260
Benzene	ug/L	< 1	111710			1	EPA8260
1,2 Dichloroethane	ug/L	< 1	111710			1	EPA8260
Trichloroethene	ug/L	< 1	111710			1	EPA8260
1,2 Dichloropropane	ug/L	< 1	111710			1	EPA8260
Bromodichloromethane	ug/L	< 1	111710			1	EPA8260
c-1,3Dichloropropene	ug/L	< 1	111710			1	EPA8260
Toluene	ug/L	< 1	111710			1	EPA8260
t-1,3Dichloropropene	ug/L	< 1	111710			1	EPA8260
112 Trichloroethane	ug/L	< 1	111710			1	EPA8260
Tetrachloroethene	ug/L	< 1	111710			1	EPA8260
Chlorodibromomethane	ug/L	< 1	111710			1	EPA8260

cc:Ernie Wu

LRL=laboratory Reporting Limit

REMARKS:

DIRECTOR



EcoTest Laboratories Inc
377 Sheffield Ave
North Babylon, NY 11703
631 422-5777

LAB NO.105339.05

11/18/10

Tetra Tech NUS, Inc., Twin Oaks I
5700 Lake Wright Drive, Suite 309
Norfolk, VA 23502

ATTN: David Brayack

PO#:66 LAB

SOURCE OF SAMPLE: NWIRP Bethpage, NY

SOURCE OF SAMPLE: CTO No.066

COLLECTED BY: Client

DATE COL'D:11/16/10 RECEIVED:11/17/10

TIME COL'D:0945

MATRIX:GW

SAMPLE: BP-VPB127-GW-507

Top Depth = 506ft, Bottom Depth = 507ft, Grab


ANALYTICAL PARAMETERS	UNITS	RESULT	DATE	TIME	FLAG	OF ANALYSIS	LRL	ANALYTICAL METHOD
1,2 Dibromoethane	ug/L	< 1	111710				1	EPA8260
Chlorobenzene	ug/L	< 1	111710				1	EPA8260
Ethyl Benzene	ug/L	< 1	111710				1	EPA8260
Xylene	ug/L	< 3	111710				3	EPA8260
Styrene	ug/L	< 1	111710				1	EPA8260
Bromoform	ug/L	< 1	111710				1	EPA8260
Isopropylbenzene	ug/L	< 1	111710				1	EPA8260
1122Tetrachloroethane	ug/L	< 1	111710				1	EPA8260
1,3 Dichlorobenzene (v)	ug/L	< 1	111710				1	EPA8260
1,4 Dichlorobenzene (v)	ug/L	< 1	111710				1	EPA8260
1,2 Dichlorobenzene (v)	ug/L	< 1	111710				1	EPA8260
Dibromochloropropane	ug/L	< 1	111710				1	EPA8260
124-Trichlorobenzene (v)	ug/L	< 1	111710				1	EPA8260
ter. ButylMethylEther	ug/L	< 1	111710				1	EPA8260
Freon 113	ug/L	< 1	111710				1	EPA8260
Acetone	ug/L	11	111710				10	EPA8260
Methyl Ethyl Ketone	ug/L	1.1	111710		J		10	EPA8260
Methylisobutylketone	ug/L	< 10	111710				10	EPA8260
Carbon disulfide	ug/L	< 1	111710				1	EPA8260
Methyl Acetate	ug/L	< 1	111710				1	EPA8260
Cyclohexane	ug/L	< 1	111710				1	EPA8260
2-Hexanone	ug/L	< 10	111710				10	EPA8260
Methylcyclohexane	ug/L	< 1	111710				1	EPA8260

cc:Ernie Wu

LRL=laboratory Reporting Limit

REMARKS:

DIRECTOR



EcoTest Laboratories Inc
377 Sheffield Ave
North Babylon, NY 11703
631 422-5777

LAB NO.105339.06

11/18/10

Tetra Tech NUS, Inc., Twin Oaks I
5700 Lake Wright Drive, Suite 309
Norfolk, VA 23502

ATTN: David Brayack

PO#:66 LAB

SOURCE OF SAMPLE: NWIRP Bethpage, NY

SOURCE OF SAMPLE: CTO No.066

COLLECTED BY: Client DATE COL'D:11/16/10 RECEIVED:11/17/10

TIME COL'D:1200

MATRIX:GW

SAMPLE: BP-VPB127-GW-527

Top Depth = 526ft, Bottom Depth = 527ft, Grab


ANALYTICAL PARAMETERS	UNITS	RESULT	DATE TIME	FLAG	OF ANALYSIS	LRL	ANALYTICAL METHOD
Dichlorodifluoromethane	ug/L	< 1	111710			1	EPA8260
Chloromethane	ug/L	< 1	111710			1	EPA8260
Vinyl Chloride	ug/L	< 1	111710			1	EPA8260
Bromomethane	ug/L	< 1	111710			1	EPA8260
Chloroethane	ug/L	< 1	111710			1	EPA8260
Trichlorofluoromethane	ug/L	< 1	111710			1	EPA8260
1,1 Dichloroethene	ug/L	< 1	111710			1	EPA8260
Methylene Chloride	ug/L	< 1	111710			1	EPA8260
t-1,2-Dichloroethene	ug/L	< 1	111710			1	EPA8260
1,1 Dichloroethane	ug/L	< 1	111710			1	EPA8260
c-1,2-Dichloroethene	ug/L	< 1	111710			1	EPA8260
Chloroform	ug/L	< 1	111710			1	EPA8260
111 Trichloroethane	ug/L	< 1	111710			1	EPA8260
Carbon Tetrachloride	ug/L	< 1	111710			1	EPA8260
Benzene	ug/L	< 1	111710			1	EPA8260
1,2 Dichloroethane	ug/L	< 1	111710			1	EPA8260
Trichloroethene	ug/L	< 1	111710			1	EPA8260
1,2 Dichloropropane	ug/L	< 1	111710			1	EPA8260
Bromodichloromethane	ug/L	< 1	111710			1	EPA8260
c-1,3Dichloropropene	ug/L	< 1	111710			1	EPA8260
Toluene	ug/L	< 1	111710			1	EPA8260
t-1,3Dichloropropene	ug/L	< 1	111710			1	EPA8260
112 Trichloroethane	ug/L	< 1	111710			1	EPA8260
Tetrachloroethene	ug/L	< 1	111710			1	EPA8260
Chlorodibromomethane	ug/L	< 1	111710			1	EPA8260

cc:Ernie Wu

LRL=laboratory Reporting Limit

REMARKS:

DIRECTOR



EcoTest Laboratories Inc
377 Sheffield Ave
North Babylon, NY 11703
631 422-5777

LAB NO.105339.06

11/18/10

Tetra Tech NUS, Inc., Twin Oaks I
 5700 Lake Wright Drive, Suite 309
 Norfolk, VA 23502

ATTN: David Brayack

PO#:66 LAB

SOURCE OF SAMPLE: NWIRP Bethpage, NY

SOURCE OF SAMPLE: CTO No.066

COLLECTED BY: Client DATE COL'D:11/16/10 RECEIVED:11/17/10

TIME COL'D:1200

MATRIX:GW

SAMPLE: BP-VPB127-GW-527


Top Depth = 526ft, Bottom Depth = 527ft, Grab

ANALYTICAL PARAMETERS	UNITS	RESULT	DATE TIME	FLAG	OF ANALYSIS	LRL	ANALYTICAL METHOD
1,2 Dibromoethane	ug/L	< 1	111710			1	EPA8260
Chlorobenzene	ug/L	< 1	111710			1	EPA8260
Ethyl Benzene	ug/L	< 1	111710			1	EPA8260
Xylene	ug/L	< 3	111710			3	EPA8260
Styrene	ug/L	< 1	111710			1	EPA8260
Bromoform	ug/L	< 1	111710			1	EPA8260
Isopropylbenzene	ug/L	< 1	111710			1	EPA8260
1122Tetrachloroethane	ug/L	< 1	111710			1	EPA8260
1,3 Dichlorobenzene (v)	ug/L	< 1	111710			1	EPA8260
1,4 Dichlorobenzene (v)	ug/L	< 1	111710			1	EPA8260
1,2 Dichlorobenzene (v)	ug/L	< 1	111710			1	EPA8260
Dibromochloropropane	ug/L	< 1	111710			1	EPA8260
124-Trichlorobenzene (v)	ug/L	< 1	111710			1	EPA8260
ter. ButylMethylEther	ug/L	< 1	111710			1	EPA8260
Freon 113	ug/L	< 1	111710			1	EPA8260
Acetone	ug/L	< 10	111710			10	EPA8260
Methyl Ethyl Ketone	ug/L	< 10	111710			10	EPA8260
Methylisobutylketone	ug/L	< 10	111710			10	EPA8260
Carbon disulfide	ug/L	< 1	111710			1	EPA8260
Methyl Acetate	ug/L	< 1	111710			1	EPA8260
Cyclohexane	ug/L	< 1	111710			1	EPA8260
2-Hexanone	ug/L	< 10	111710			10	EPA8260
Methylcyclohexane	ug/L	< 1	111710			1	EPA8260

cc:Ernie Wu

LRL=laboratory Reporting Limit

REMARKS:

DIRECTOR 

EcoTest Laboratories Inc
377 Sheffield Ave
North Babylon, NY 11703
631 422-5777

LAB NO.105339.07

11/18/10

Tetra Tech NUS, Inc., Twin Oaks I
 5700 Lake Wright Drive, Suite 309
 Norfolk, VA 23502

ATTN: David Brayack

PO#:66 LAB

SOURCE OF SAMPLE: NWIRP Bethpage, NY

SOURCE OF SAMPLE: CTO No.066

COLLECTED BY: Client

DATE COL'D:11/16/10 RECEIVED:11/17/10

TIME COL'D:1410

MATRIX:GW

SAMPLE: BP-VPB127-GW-547

Top Depth = 546ft, Bottom Depth = 547ft, Grab

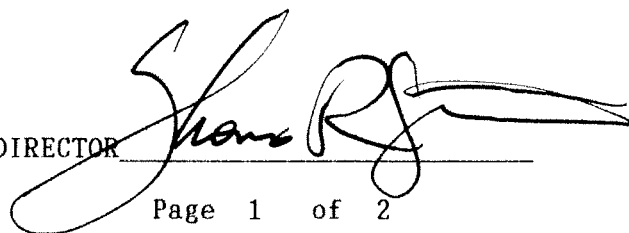
ANALYTICAL PARAMETERS	UNITS	RESULT	DATE	TIME	FLAG	OF ANALYSIS	LRL	ANALYTICAL METHOD
Dichlorodifluoromethane	ug/L	< 1	111710				1	EPA8260
Chloromethane	ug/L	< 1	111710				1	EPA8260
Vinyl Chloride	ug/L	< 1	111710				1	EPA8260
Bromomethane	ug/L	< 1	111710				1	EPA8260
Chloroethane	ug/L	< 1	111710				1	EPA8260
Trichlorofluoromethane	ug/L	< 1	111710				1	EPA8260
1,1 Dichloroethene	ug/L	< 1	111710				1	EPA8260
Methylene Chloride	ug/L	< 1	111710				1	EPA8260
t-1,2-Dichloroethene	ug/L	< 1	111710				1	EPA8260
1,1 Dichloroethane	ug/L	< 1	111710				1	EPA8260
c-1,2-Dichloroethene	ug/L	< 1	111710				1	EPA8260
Chloroform	ug/L	< 1	111710				1	EPA8260
111 Trichloroethane	ug/L	< 1	111710				1	EPA8260
Carbon Tetrachloride	ug/L	< 1	111710				1	EPA8260
Benzene	ug/L	0.11	111710		J		1	EPA8260
1,2 Dichloroethane	ug/L	< 1	111710				1	EPA8260
Trichloroethene	ug/L	< 1	111710				1	EPA8260
1,2 Dichloropropane	ug/L	< 1	111710				1	EPA8260
Bromodichloromethane	ug/L	< 1	111710				1	EPA8260
c-1,3Dichloropropene	ug/L	< 1	111710				1	EPA8260
Toluene	ug/L	< 1	111710				1	EPA8260
t-1,3Dichloropropene	ug/L	< 1	111710				1	EPA8260
112 Trichloroethane	ug/L	< 1	111710				1	EPA8260
Tetrachloroethene	ug/L	< 1	111710				1	EPA8260
Chlorodibromomethane	ug/L	< 1	111710				1	EPA8260

cc:Ernie Wu

LRL=laboratory Reporting Limit

REMARKS:

DIRECTOR



EcoTest Laboratories Inc
377 Sheffield Ave
North Babylon, NY 11703
631 422-5777

LAB NO.105339.07

11/18/10

Tetra Tech NUS, Inc., Twin Oaks I
5700 Lake Wright Drive, Suite 309
Norfolk, VA 23502

ATTN: David Brayack

PO#:66 LAB

SOURCE OF SAMPLE: NWIRP Bethpage, NY

SOURCE OF SAMPLE: CTO No.066

COLLECTED BY: Client

DATE COL'D:11/16/10 RECEIVED:11/17/10

TIME COL'D:1410

MATRIX:GW

SAMPLE: BP-VPB127-GW-547

Top Depth = 546ft, Bottom Depth = 547ft, Grab


ANALYTICAL PARAMETERS	UNITS	RESULT	DATE TIME	FLAG	OF ANALYSIS	LRL	ANALYTICAL METHOD
1,2 Dibromoethane	ug/L	< 1	111710			1	EPA8260
Chlorobenzene	ug/L	< 1	111710			1	EPA8260
Ethyl Benzene	ug/L	< 1	111710			1	EPA8260
Xylene	ug/L	< 3	111710			3	EPA8260
Styrene	ug/L	< 1	111710			1	EPA8260
Bromoform	ug/L	< 1	111710			1	EPA8260
Isopropylbenzene	ug/L	< 1	111710			1	EPA8260
1122Tetrachloroethane	ug/L	< 1	111710			1	EPA8260
1,3 Dichlorobenzene (v)	ug/L	< 1	111710			1	EPA8260
1,4 Dichlorobenzene (v)	ug/L	< 1	111710			1	EPA8260
1,2 Dichlorobenzene (v)	ug/L	< 1	111710			1	EPA8260
Dibromochloropropane	ug/L	< 1	111710			1	EPA8260
124-Trichlorobenzene (v)	ug/L	< 1	111710			1	EPA8260
ter. ButylMethylEther	ug/L	< 1	111710			1	EPA8260
Freon 113	ug/L	< 1	111710			1	EPA8260
Acetone	ug/L	13	111710			10	EPA8260
Methyl Ethyl Ketone	ug/L	1.9	111710	J		10	EPA8260
Methylisobutylketone	ug/L	< 10	111710			10	EPA8260
Carbon disulfide	ug/L	< 1	111710			1	EPA8260
Methyl Acetate	ug/L	< 1	111710			1	EPA8260
Cyclohexane	ug/L	< 1	111710			1	EPA8260
2-Hexanone	ug/L	< 10	111710			10	EPA8260
Methylcyclohexane	ug/L	< 1	111710			1	EPA8260

cc:Ernie Wu

LRL=laboratory Reporting Limit

REMARKS:

DIRECTOR



EcoTest Laboratories Inc
377 Sheffield Ave
North Babylon, NY 11703
631 422-5777

LAB NO.105339.08

11/18/10

Tetra Tech NUS, Inc., Twin Oaks I
 5700 Lake Wright Drive, Suite 309
 Norfolk, VA 23502

ATTN: David Brayack

PO#:66 LAB

SOURCE OF SAMPLE: NWIRP Bethpage, NY

SOURCE OF SAMPLE: CTO No.066

COLLECTED BY: Client DATE COL'D:11/16/10 RECEIVED:11/17/10

TIME COL'D:1600

MATRIX:GW

SAMPLE: BP-VPB127-GW-567

Top Depth = 566ft, Bottom Depth = 567ft, Grab


ANALYTICAL PARAMETERS	UNITS	RESULT	DATE TIME	FLAG	OF ANALYSIS	LRL	ANALYTICAL METHOD
Dichlorodifluoromethane	ug/L	< 1	111710			1	EPA8260
Chloromethane	ug/L	< 1	111710			1	EPA8260
Vinyl Chloride	ug/L	< 1	111710			1	EPA8260
Bromomethane	ug/L	< 1	111710			1	EPA8260
Chloroethane	ug/L	< 1	111710			1	EPA8260
Trichlorofluoromethane	ug/L	< 1	111710			1	EPA8260
1,1 Dichloroethene	ug/L	< 1	111710			1	EPA8260
Methylene Chloride	ug/L	< 1	111710			1	EPA8260
t-1,2-Dichloroethene	ug/L	< 1	111710			1	EPA8260
1,1 Dichloroethane	ug/L	< 1	111710			1	EPA8260
c-1,2-Dichloroethene	ug/L	< 1	111710			1	EPA8260
Chloroform	ug/L	< 1	111710			1	EPA8260
111 Trichloroethane	ug/L	< 1	111710			1	EPA8260
Carbon Tetrachloride	ug/L	< 1	111710			1	EPA8260
Benzene	ug/L	0.1	111710	J		1	EPA8260
1,2 Dichloroethane	ug/L	< 1	111710			1	EPA8260
Trichloroethene	ug/L	< 1	111710			1	EPA8260
1,2 Dichloropropane	ug/L	< 1	111710			1	EPA8260
Bromodichloromethane	ug/L	< 1	111710			1	EPA8260
c-1,3Dichloropropene	ug/L	< 1	111710			1	EPA8260
Toluene	ug/L	< 1	111710			1	EPA8260
t-1,3Dichloropropene	ug/L	< 1	111710			1	EPA8260
112 Trichloroethane	ug/L	< 1	111710			1	EPA8260
Tetrachloroethene	ug/L	< 1	111710			1	EPA8260
Chlorodibromomethane	ug/L	< 1	111710			1	EPA8260

cc:Ernie Wu

LRL=laboratory Reporting Limit

REMARKS:

DIRECTOR



EcoTest Laboratories Inc
377 Sheffield Ave
North Babylon, NY 11703
631 422-5777

LAB NO.105339.08

11/18/10

Tetra Tech NUS, Inc., Twin Oaks I
 5700 Lake Wright Drive, Suite 309
 Norfolk, VA 23502

ATTN: David Brayack

PO#:66 LAB

SOURCE OF SAMPLE: NWIRP Bethpage, NY

SOURCE OF SAMPLE: CTO No.066

COLLECTED BY: Client DATE COL'D:11/16/10 RECEIVED:11/17/10

TIME COL'D:1600

MATRIX:GW

SAMPLE: BP-VPB127-GW-567

Top Depth = 566ft, Bottom Depth = 567ft, Grab

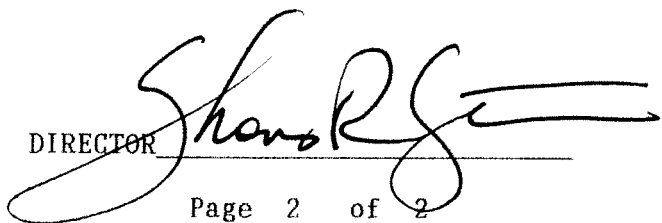
ANALYTICAL PARAMETERS	UNITS	RESULT	DATE TIME	FLAG OF ANALYSIS	LRL	ANALYTICAL METHOD
1,2 Dibromoethane	ug/L	< 1	111710		1	EPA8260
Chlorobenzene	ug/L	< 1	111710		1	EPA8260
Ethyl Benzene	ug/L	< 1	111710		1	EPA8260
Xylene	ug/L	< 3	111710		3	EPA8260
Styrene	ug/L	< 1	111710		1	EPA8260
Bromoform	ug/L	< 1	111710		1	EPA8260
Isopropylbenzene	ug/L	< 1	111710		1	EPA8260
1122Tetrachloroethane	ug/L	< 1	111710		1	EPA8260
1,3 Dichlorobenzene (v)	ug/L	< 1	111710		1	EPA8260
1,4 Dichlorobenzene (v)	ug/L	< 1	111710		1	EPA8260
1,2 Dichlorobenzene (v)	ug/L	< 1	111710		1	EPA8260
Dibromochloropropane	ug/L	< 1	111710		1	EPA8260
124-Trichlorobenzene (v)	ug/L	< 1	111710		1	EPA8260
ter. ButylMethylEther	ug/L	< 1	111710		1	EPA8260
Freon 113	ug/L	< 1	111710		1	EPA8260
Acetone	ug/L	5.6	111710		10	EPA8260
Methyl Ethyl Ketone	ug/L	< 10	111710		10	EPA8260
Methylisobutylketone	ug/L	< 10	111710		10	EPA8260
Carbon disulfide	ug/L	< 1	111710		1	EPA8260
Methyl Acetate	ug/L	< 1	111710		1	EPA8260
Cyclohexane	ug/L	< 1	111710		1	EPA8260
2-Hexanone	ug/L	< 10	111710		10	EPA8260
Methylcyclohexane	ug/L	< 1	111710		1	EPA8260

cc:Ernie Wu

LRL=laboratory Reporting Limit

REMARKS:

DIRECTOR



EcoTest Laboratories Inc
377 Sheffield Ave
North Babylon, NY 11703
631 422-5777

LAB NO.105339.09

11/18/10

Tetra Tech NUS, Inc., Twin Oaks I
 5700 Lake Wright Drive, Suite 309
 Norfolk, VA 23502

ATTN: David Brayack

PO#:66 LAB

SOURCE OF SAMPLE: NWIRP Bethpage, NY

SOURCE OF SAMPLE: CTO No.066

COLLECTED BY: Client DATE COL'D:11/17/10 RECEIVED:11/17/10

TIME COL'D:1015

MATRIX:GW

SAMPLE: BP-VPB127-GW-587

Top Depth = 586ft, Bottom Depth = 587ft, Grab


ANALYTICAL PARAMETERS	UNITS	RESULT	DATE TIME	FLAG	OF ANALYSIS	LRL	ANALYTICAL METHOD
Dichlorodifluoromethane	ug/L	< 1	111710			1	EPA8260
Chloromethane	ug/L	< 1	111710			1	EPA8260
Vinyl Chloride	ug/L	< 1	111710			1	EPA8260
Bromomethane	ug/L	< 1	111710			1	EPA8260
Chloroethane	ug/L	< 1	111710			1	EPA8260
Trichlorofluoromethane	ug/L	< 1	111710			1	EPA8260
1,1 Dichloroethene	ug/L	< 1	111710			1	EPA8260
Methylene Chloride	ug/L	< 1	111710			1	EPA8260
t-1,2-Dichloroethene	ug/L	< 1	111710			1	EPA8260
1,1 Dichloroethane	ug/L	< 1	111710			1	EPA8260
c-1,2-Dichloroethene	ug/L	< 1	111710			1	EPA8260
Chloroform	ug/L	< 1	111710			1	EPA8260
111 Trichloroethane	ug/L	< 1	111710			1	EPA8260
Carbon Tetrachloride	ug/L	< 1	111710			1	EPA8260
Benzene	ug/L	< 1	111710			1	EPA8260
1,2 Dichloroethane	ug/L	< 1	111710			1	EPA8260
Trichloroethene	ug/L	< 1	111710			1	EPA8260
1,2 Dichloropropane	ug/L	< 1	111710			1	EPA8260
Bromodichloromethane	ug/L	< 1	111710			1	EPA8260
c-1,3Dichloropropene	ug/L	< 1	111710			1	EPA8260
Toluene	ug/L	< 1	111710			1	EPA8260
t-1,3Dichloropropene	ug/L	< 1	111710			1	EPA8260
112 Trichloroethane	ug/L	< 1	111710			1	EPA8260
Tetrachloroethene	ug/L	< 1	111710			1	EPA8260
Chlorodibromomethane	ug/L	< 1	111710			1	EPA8260

cc:Ernie Wu

LRL=laboratory Reporting Limit

REMARKS:

DIRECTOR



EcoTest Laboratories Inc
377 Sheffield Ave
North Babylon, NY 11703
631 422-5777

LAB NO.105339.09

11/18/10

Tetra Tech NUS, Inc., Twin Oaks I
 5700 Lake Wright Drive, Suite 309
 Norfolk, VA 23502

ATTN: David Brayack

PO#:66 LAB

SOURCE OF SAMPLE: NWIRP Bethpage, NY

SOURCE OF SAMPLE: CTO No.066

COLLECTED BY: Client

DATE COL'D:11/17/10 RECEIVED:11/17/10

TIME COL'D:1015

MATRIX:GW

SAMPLE: BP-VPB127-GW-587

Top Depth = 586ft, Bottom Depth = 587ft, Grab


ANALYTICAL PARAMETERS	UNITS	RESULT	DATE TIME	FLAG	OF ANALYSIS	LRL	ANALYTICAL METHOD
1,2 Dibromoethane	ug/L	< 1	111710			1	EPA8260
Chlorobenzene	ug/L	< 1	111710			1	EPA8260
Ethyl Benzene	ug/L	< 1	111710			1	EPA8260
Xylene	ug/L	< 3	111710			3	EPA8260
Styrene	ug/L	< 1	111710			1	EPA8260
Bromoform	ug/L	< 1	111710			1	EPA8260
Isopropylbenzene	ug/L	< 1	111710			1	EPA8260
1122Tetrachloroethane	ug/L	< 1	111710			1	EPA8260
1,3 Dichlorobenzene (v)	ug/L	< 1	111710			1	EPA8260
1,4 Dichlorobenzene (v)	ug/L	< 1	111710			1	EPA8260
1,2 Dichlorobenzene (v)	ug/L	< 1	111710			1	EPA8260
Dibromochloropropane	ug/L	< 1	111710			1	EPA8260
124-Trichlorobenzene (v)	ug/L	< 1	111710			1	EPA8260
ter. ButylMethylEther	ug/L	< 1	111710			1	EPA8260
Freon 113	ug/L	< 1	111710			1	EPA8260
Acetone	ug/L	9.2	111710			10	EPA8260
Methyl Ethyl Ketone	ug/L	1.1	111710	J		10	EPA8260
Methylisobutylketone	ug/L	< 10	111710			10	EPA8260
Carbon disulfide	ug/L	< 1	111710			1	EPA8260
Methyl Acetate	ug/L	< 1	111710			1	EPA8260
Cyclohexane	ug/L	< 1	111710			1	EPA8260
2-Hexanone	ug/L	< 10	111710			10	EPA8260
Methylcyclohexane	ug/L	< 1	111710			1	EPA8260

cc:Ernie Wu

LRL=laboratory Reporting Limit

REMARKS:

DIRECTOR



EcoTest Laboratories Inc
377 Sheffield Ave
North Babylon, NY 11703
631 422-5777

LAB NO.105395.02

11/23/10

Tetra Tech NUS, Inc., Twin Oaks I
5700 Lake Wright Drive, Suite 309
Norfolk, VA 23502

ATTN: David Brayack

PO#:66 LAB

SOURCE OF SAMPLE: NWIRP Bethpage, NY

SOURCE OF SAMPLE: CTO No.066

COLLECTED BY: Client DATE COL'D:11/17/10 RECEIVED:11/19/10

TIME COL'D:1220

MATRIX:GW SAMPLE: BP-VPB127-GW-607

Top Depth = 606ft, Bottom Depth = 607ft, Grab

ANALYTICAL PARAMETERS	UNITS	RESULT	DATE TIME	FLAG	OF ANALYSIS	LRL	ANALYTICAL METHOD
Dichlorodifluoromethane	ug/L	< 1	112010			1	EPA8260
Chloromethane	ug/L	< 1	112010			1	EPA8260
Vinyl Chloride	ug/L	< 1	112010			1	EPA8260
Bromomethane	ug/L	< 1	112010			1	EPA8260
Chloroethane	ug/L	< 1	112010			1	EPA8260
Trichlorofluoromethane	ug/L	< 1	112010			1	EPA8260
1,1 Dichloroethene	ug/L	< 1	112010			1	EPA8260
Methylene Chloride	ug/L	< 1	112010			1	EPA8260
t-1,2-Dichloroethene	ug/L	< 1	112010			1	EPA8260
1,1 Dichloroethane	ug/L	< 1	112010			1	EPA8260
c-1,2-Dichloroethene	ug/L	< 1	112010			1	EPA8260
Chloroform	ug/L	< 1	112010			1	EPA8260
111 Trichloroethane	ug/L	< 1	112010			1	EPA8260
Carbon Tetrachloride	ug/L	< 1	112010			1	EPA8260
Benzene	ug/L	< 1	112010			1	EPA8260
1,2 Dichloroethane	ug/L	< 1	112010			1	EPA8260
Trichloroethene	ug/L	< 1	112010			1	EPA8260
1,2 Dichloropropane	ug/L	< 1	112010			1	EPA8260
Bromodichloromethane	ug/L	< 1	112010			1	EPA8260
c-1,3Dichloropropene	ug/L	< 1	112010			1	EPA8260
Toluene	ug/L	< 1	112010			1	EPA8260
t-1,3Dichloropropene	ug/L	< 1	112010			1	EPA8260
112 Trichloroethane	ug/L	< 1	112010			1	EPA8260
Tetrachloroethene	ug/L	< 1	112010			1	EPA8260
Chlorodibromomethane	ug/L	< 1	112010			1	EPA8260

cc:Ernie Wu

LRL=laboratory Reporting Limit

REMARKS:

DIRECTOR



EcoTest Laboratories Inc
377 Sheffield Ave
North Babylon, NY 11703
631 422-5777

LAB NO.105395.02

11/23/10

Tetra Tech NUS, Inc., Twin Oaks I
 5700 Lake Wright Drive, Suite 309
 Norfolk, VA 23502

ATTN: David Brayack

PO#:66 LAB

SOURCE OF SAMPLE: NWIRP Bethpage, NY

SOURCE OF SAMPLE: CTO No.066

COLLECTED BY: Client DATE COL'D:11/17/10 RECEIVED:11/19/10

TIME COL'D:1220

MATRIX:GW SAMPLE: BP-VPB127-GW-607

Top Depth = 606ft, Bottom Depth = 607ft, Grab

ANALYTICAL PARAMETERS	UNITS	RESULT	DATE TIME	FLAG	OF ANALYSIS	LRL	ANALYTICAL METHOD
1,2 Dibromoethane	ug/L	< 1	112010			1	EPA8260
Chlorobenzene	ug/L	< 1	112010			1	EPA8260
Ethyl Benzene	ug/L	< 1	112010			1	EPA8260
Xylene	ug/L	< 3	112010			3	EPA8260
Styrene	ug/L	< 1	112010			1	EPA8260
Bromoform	ug/L	< 1	112010			1	EPA8260
Isopropylbenzene	ug/L	< 1	112010			1	EPA8260
1122Tetrachloroethane	ug/L	< 1	112010			1	EPA8260
1,3 Dichlorobenzene (v)	ug/L	< 1	112010			1	EPA8260
1,4 Dichlorobenzene (v)	ug/L	< 1	112010			1	EPA8260
1,2 Dichlorobenzene (v)	ug/L	< 1	112010			1	EPA8260
Dibromochloropropane	ug/L	< 1	112010			1	EPA8260
124-Trichlorobenzene (v)	ug/L	< 1	112010			1	EPA8260
ter. ButylMethylEther	ug/L	< 1	112010			1	EPA8260
Freon 113	ug/L	< 1	112010			1	EPA8260
Acetone	ug/L	< 10	112010			10	EPA8260
Methyl Ethyl Ketone	ug/L	< 10	112010			10	EPA8260
Methylisobutylketone	ug/L	< 10	112010			10	EPA8260
Carbon disulfide	ug/L	< 1	112010			1	EPA8260
Methyl Acetate	ug/L	< 1	112010			1	EPA8260
Cyclohexane	ug/L	< 1	112010			1	EPA8260
2-Hexanone	ug/L	< 10	112010			10	EPA8260
Methylcyclohexane	ug/L	< 1	112010			1	EPA8260

cc:Ernie Wu

LRL=laboratory Reporting Limit

REMARKS:

DIRECTOR



EcoTest Laboratories Inc
377 Sheffield Ave
North Babylon, NY 11703
631 422-5777

LAB NO.105395.03

11/23/10

Tetra Tech NUS, Inc., Twin Oaks I
 5700 Lake Wright Drive, Suite 309
 Norfolk, VA 23502

ATTN: David Brayack

PO#:66 LAB

SOURCE OF SAMPLE: NWIRP Bethpage, NY

SOURCE OF SAMPLE: CTO No.066

COLLECTED BY: Client

DATE COL'D:11/17/10 RECEIVED:11/19/10

TIME COL'D:1410

MATRIX:GW

SAMPLE: BP-VPB127-GW-627

Top Depth = 626ft, Bottom Depth = 627ft, Grab

ANALYTICAL PARAMETERS	UNITS	RESULT	FLAG	DATE TIME OF ANALYSIS	LRL	ANALYTICAL METHOD
Dichlorodifluoromethane	ug/L	< 1		112010	1	EPA8260
Chloromethane	ug/L	< 1		112010	1	EPA8260
Vinyl Chloride	ug/L	< 1		112010	1	EPA8260
Bromomethane	ug/L	< 1		112010	1	EPA8260
Chloroethane	ug/L	< 1		112010	1	EPA8260
Trichlorofluoromethane	ug/L	< 1		112010	1	EPA8260
1,1 Dichloroethene	ug/L	< 1		112010	1	EPA8260
Methylene Chloride	ug/L	< 1		112010	1	EPA8260
t-1,2-Dichloroethene	ug/L	< 1		112010	1	EPA8260
1,1 Dichloroethane	ug/L	< 1		112010	1	EPA8260
c-1,2-Dichloroethene	ug/L	< 1		112010	1	EPA8260
Chloroform	ug/L	< 1		112010	1	EPA8260
111 Trichloroethane	ug/L	< 1		112010	1	EPA8260
Carbon Tetrachloride	ug/L	< 1		112010	1	EPA8260
Benzene	ug/L	0.16	J	112010	1	EPA8260
1,2 Dichloroethane	ug/L	< 1		112010	1	EPA8260
Trichloroethene	ug/L	< 1		112010	1	EPA8260
1,2 Dichloropropane	ug/L	< 1		112010	1	EPA8260
Bromodichloromethane	ug/L	< 1		112010	1	EPA8260
c-1,3Dichloropropene	ug/L	< 1		112010	1	EPA8260
Toluene	ug/L	< 1		112010	1	EPA8260
t-1,3Dichloropropene	ug/L	< 1		112010	1	EPA8260
112 Trichloroethane	ug/L	< 1		112010	1	EPA8260
Tetrachloroethene	ug/L	< 1		112010	1	EPA8260
Chlorodibromomethane	ug/L	< 1		112010	1	EPA8260

cc:Ernie Wu

LRL=laboratory Reporting Limit

REMARKS:

DIRECTOR



EcoTest Laboratories Inc
377 Sheffield Ave
North Babylon, NY 11703
631 422-5777

LAB NO.105395.03

11/23/10

Tetra Tech NUS, Inc., Twin Oaks I
 5700 Lake Wright Drive, Suite 309
 Norfolk, VA 23502

ATTN: David Brayack

PO#:66 LAB

SOURCE OF SAMPLE: NWIRP Bethpage, NY

SOURCE OF SAMPLE: CTO No.066

COLLECTED BY: Client

DATE COL'D:11/17/10 RECEIVED:11/19/10

TIME COL'D:1410

MATRIX:GW

SAMPLE: BP-VPB127-GW-627

Top Depth = 626ft, Bottom Depth = 627ft, Grab


ANALYTICAL PARAMETERS	UNITS	RESULT	FLAG	DATE TIME OF ANALYSIS	LRL	ANALYTICAL METHOD
1,2 Dibromoethane	ug/L	< 1		112010	1	EPA8260
Chlorobenzene	ug/L	< 1		112010	1	EPA8260
Ethyl Benzene	ug/L	0.1	J	112010	1	EPA8260
Xylene	ug/L	< 3		112010	3	EPA8260
Styrene	ug/L	< 1		112010	1	EPA8260
Bromoform	ug/L	< 1		112010	1	EPA8260
Isopropylbenzene	ug/L	< 1		112010	1	EPA8260
1122Tetrachloroethane	ug/L	< 1		112010	1	EPA8260
1,3 Dichlorobenzene (v)	ug/L	< 1		112010	1	EPA8260
1,4 Dichlorobenzene (v)	ug/L	< 1		112010	1	EPA8260
1,2 Dichlorobenzene (v)	ug/L	< 1		112010	1	EPA8260
Dibromochloropropane	ug/L	< 1		112010	1	EPA8260
124-Trichlorobenzene (v)	ug/L	< 1		112010	1	EPA8260
ter. ButylMethylEther	ug/L	< 1		112010	1	EPA8260
Freon 113	ug/L	< 1		112010	1	EPA8260
Acetone	ug/L	17		112010	10	EPA8260
Methyl Ethyl Ketone	ug/L	3.6		112010	10	EPA8260
Methylisobutylketone	ug/L	< 10		112010	10	EPA8260
Carbon disulfide	ug/L	< 1		112010	1	EPA8260
Methyl Acetate	ug/L	< 1		112010	1	EPA8260
Cyclohexane	ug/L	< 1		112010	1	EPA8260
2-Hexanone	ug/L	1.1	J	112010	10	EPA8260
Methylcyclohexane	ug/L	< 1		112010	1	EPA8260

cc:Ernie Wu

LRL=laboratory Reporting Limit

REMARKS:

DIRECTOR



EcoTest Laboratories Inc
377 Sheffield Ave
North Babylon, NY 11703
631 422-5777

LAB NO.105395.04

11/23/10

Tetra Tech NUS, Inc., Twin Oaks I
5700 Lake Wright Drive, Suite 309
Norfolk, VA 23502

ATTN: David Brayack

PO#:66 LAB

SOURCE OF SAMPLE: NWIRP Bethpage, NY

SOURCE OF SAMPLE: CTO No.066

COLLECTED BY: Client

DATE COL'D:11/17/10 RECEIVED:11/19/10

TIME COL'D:1600

MATRIX:GW

SAMPLE: BP-VPB127-GW-647

Top Depth = 646ft, Bottom Depth = 647ft, Grab

ANALYTICAL PARAMETERS	UNITS	RESULT	DATE TIME	FLAG	OF ANALYSIS	LRL	ANALYTICAL METHOD
Dichlorodifluoromethane	ug/L	< 1	112010			1	EPA8260
Chloromethane	ug/L	< 1	112010			1	EPA8260
Vinyl Chloride	ug/L	< 1	112010			1	EPA8260
Bromomethane	ug/L	< 1	112010			1	EPA8260
Chloroethane	ug/L	< 1	112010			1	EPA8260
Trichlorofluoromethane	ug/L	< 1	112010			1	EPA8260
1,1 Dichloroethene	ug/L	< 1	112010			1	EPA8260
Methylene Chloride	ug/L	< 1	112010			1	EPA8260
t-1,2-Dichloroethene	ug/L	< 1	112010			1	EPA8260
1,1 Dichloroethane	ug/L	< 1	112010			1	EPA8260
c-1,2-Dichloroethene	ug/L	< 1	112010			1	EPA8260
Chloroform	ug/L	< 1	112010			1	EPA8260
111 Trichloroethane	ug/L	< 1	112010			1	EPA8260
Carbon Tetrachloride	ug/L	< 1	112010			1	EPA8260
Benzene	ug/L	< 1	112010			1	EPA8260
1,2 Dichloroethane	ug/L	< 1	112010			1	EPA8260
Trichloroethene	ug/L	< 1	112010			1	EPA8260
1,2 Dichloropropane	ug/L	< 1	112010			1	EPA8260
Bromodichloromethane	ug/L	< 1	112010			1	EPA8260
c-1,3Dichloropropene	ug/L	< 1	112010			1	EPA8260
Toluene	ug/L	< 1	112010			1	EPA8260
t-1,3Dichloropropene	ug/L	< 1	112010			1	EPA8260
112 Trichloroethane	ug/L	< 1	112010			1	EPA8260
Tetrachloroethene	ug/L	< 1	112010			1	EPA8260
Chlorodibromomethane	ug/L	< 1	112010			1	EPA8260

cc:Ernie Wu

LRL=laboratory Reporting Limit

REMARKS:

DIRECTOR



EcoTest Laboratories Inc
377 Sheffield Ave
North Babylon, NY 11703
631 422-5777

LAB NO.105395.04

11/23/10

Tetra Tech NUS, Inc., Twin Oaks I
5700 Lake Wright Drive, Suite 309
Norfolk, VA 23502

ATTN: David Brayack

PO#:66 LAB

SOURCE OF SAMPLE: NWIRP Bethpage, NY

SOURCE OF SAMPLE: CTO No.066

COLLECTED BY: Client DATE COL'D:11/17/10 RECEIVED:11/19/10

TIME COL'D:1600

MATRIX:GW SAMPLE: BP-VPB127-GW-647

Top Depth = 646ft, Bottom Depth = 647ft, Grab


ANALYTICAL PARAMETERS	UNITS	RESULT	DATE TIME	FLAG	OF ANALYSIS	LRL	ANALYTICAL METHOD
1,2 Dibromoethane	ug/L	< 1	112010			1	EPA8260
Chlorobenzene	ug/L	< 1	112010			1	EPA8260
Ethyl Benzene	ug/L	< 1	112010			1	EPA8260
Xylene	ug/L	< 3	112010			3	EPA8260
Styrene	ug/L	< 1	112010			1	EPA8260
Bromoform	ug/L	< 1	112010			1	EPA8260
Isopropylbenzene	ug/L	< 1	112010			1	EPA8260
1122Tetrachloroethane	ug/L	< 1	112010			1	EPA8260
1,3 Dichlorobenzene (v)	ug/L	< 1	112010			1	EPA8260
1,4 Dichlorobenzene (v)	ug/L	< 1	112010			1	EPA8260
1,2 Dichlorobenzene (v)	ug/L	< 1	112010			1	EPA8260
Dibromochloropropane	ug/L	< 1	112010			1	EPA8260
124-Trichlorobenzene (v)	ug/L	< 1	112010			1	EPA8260
ter. ButylMethylEther	ug/L	< 1	112010			1	EPA8260
Freon 113	ug/L	< 1	112010			1	EPA8260
Acetone	ug/L	< 10	112010			10	EPA8260
Methyl Ethyl Ketone	ug/L	< 10	112010			10	EPA8260
Methylisobutylketone	ug/L	< 10	112010			10	EPA8260
Carbon disulfide	ug/L	< 1	112010			1	EPA8260
Methyl Acetate	ug/L	< 1	112010			1	EPA8260
Cyclohexane	ug/L	< 1	112010			1	EPA8260
2-Hexanone	ug/L	< 10	112010			10	EPA8260
Methylcyclohexane	ug/L	< 1	112010			1	EPA8260

cc:Ernie Wu

LRL=laboratory Reporting Limit

REMARKS:

DIRECTOR



EcoTest Laboratories Inc
377 Sheffield Ave
North Babylon, NY 11703
631 422-5777

LAB NO.105395.05

11/23/10

Tetra Tech NUS, Inc., Twin Oaks I
5700 Lake Wright Drive, Suite 309
Norfolk, VA 23502

ATTN: David Brayack

PO#:66 LAB

SOURCE OF SAMPLE: NWIRP Bethpage, NY

SOURCE OF SAMPLE: CTO No.066

COLLECTED BY: Client DATE COL'D:11/18/10 RECEIVED:11/19/10

TIME COL'D:1030

MATRIX:GW SAMPLE: BP-VPB127-GW-667

Top Depth = 666ft, Bottom Depth = 667ft, Grab


ANALYTICAL PARAMETERS	UNITS	RESULT	FLAG	DATE TIME OF ANALYSIS	LRL	ANALYTICAL METHOD
Dichlorodifluoromethane	ug/L	< 1		112010	1	EPA8260
Chloromethane	ug/L	< 1		112010	1	EPA8260
Vinyl Chloride	ug/L	< 1		112010	1	EPA8260
Bromomethane	ug/L	< 1		112010	1	EPA8260
Chloroethane	ug/L	< 1		112010	1	EPA8260
Trichlorofluoromethane	ug/L	< 1		112010	1	EPA8260
1,1 Dichloroethene	ug/L	< 1		112010	1	EPA8260
Methylene Chloride	ug/L	< 1		112010	1	EPA8260
t-1,2-Dichloroethene	ug/L	< 1		112010	1	EPA8260
1,1 Dichloroethane	ug/L	< 1		112010	1	EPA8260
c-1,2-Dichloroethene	ug/L	< 1		112010	1	EPA8260
Chloroform	ug/L	< 1		112010	1	EPA8260
111 Trichloroethane	ug/L	< 1		112010	1	EPA8260
Carbon Tetrachloride	ug/L	< 1		112010	1	EPA8260
Benzene	ug/L	0.12	J	112010	1	EPA8260
1,2 Dichloroethane	ug/L	< 1		112010	1	EPA8260
Trichloroethene	ug/L	< 1		112010	1	EPA8260
1,2 Dichloropropane	ug/L	< 1		112010	1	EPA8260
Bromodichloromethane	ug/L	< 1		112010	1	EPA8260
c-1,3Dichloropropene	ug/L	< 1		112010	1	EPA8260
Toluene	ug/L	< 1		112010	1	EPA8260
t-1,3Dichloropropene	ug/L	< 1		112010	1	EPA8260
112 Trichloroethane	ug/L	< 1		112010	1	EPA8260
Tetrachloroethene	ug/L	< 1		112010	1	EPA8260
Chlorodibromomethane	ug/L	< 1		112010	1	EPA8260

cc:Ernie Wu

LRL=laboratory Reporting Limit

REMARKS:

DIRECTOR



EcoTest Laboratories Inc
377 Sheffield Ave
North Babylon, NY 11703
631 422-5777

LAB NO.105395.05

11/23/10

Tetra Tech NUS, Inc., Twin Oaks I
 5700 Lake Wright Drive, Suite 309
 Norfolk, VA 23502

ATTN: David Brayack

PO#:66 LAB

SOURCE OF SAMPLE: NWIRP Bethpage, NY

SOURCE OF SAMPLE: CTO No.066

COLLECTED BY: Client DATE COL'D:11/18/10 RECEIVED:11/19/10

TIME COL'D:1030

MATRIX:GW

SAMPLE: BP-VPB127-GW-667

Top Depth = 666ft, Bottom Depth = 667ft, Grab


ANALYTICAL PARAMETERS	UNITS	RESULT	FLAG	DATE TIME OF ANALYSIS	LRL	ANALYTICAL METHOD
1,2 Dibromoethane	ug/L	< 1		112010	1	EPA8260
Chlorobenzene	ug/L	< 1		112010	1	EPA8260
Ethyl Benzene	ug/L	< 1		112010	1	EPA8260
Xylene	ug/L	< 3		112010	3	EPA8260
Styrene	ug/L	< 1		112010	1	EPA8260
Bromoform	ug/L	< 1		112010	1	EPA8260
Isopropylbenzene	ug/L	< 1		112010	1	EPA8260
1122Tetrachloroethane	ug/L	< 1		112010	1	EPA8260
1,3 Dichlorobenzene (v)	ug/L	< 1		112010	1	EPA8260
1,4 Dichlorobenzene (v)	ug/L	< 1		112010	1	EPA8260
1,2 Dichlorobenzene (v)	ug/L	< 1		112010	1	EPA8260
Dibromochloropropane	ug/L	< 1		112010	1	EPA8260
124-Trichlorobenzene (v)	ug/L	< 1		112010	1	EPA8260
ter. ButylMethylEther	ug/L	< 1		112010	1	EPA8260
Freon 113	ug/L	< 1		112010	1	EPA8260
Acetone	ug/L	12		112010	10	EPA8260
Methyl Ethyl Ketone	ug/L	1.4	J	112010	10	EPA8260
Methylisobutylketone	ug/L	< 10		112010	10	EPA8260
Carbon disulfide	ug/L	< 1		112010	1	EPA8260
Methyl Acetate	ug/L	< 1		112010	1	EPA8260
Cyclohexane	ug/L	< 1		112010	1	EPA8260
2-Hexanone	ug/L	< 10		112010	10	EPA8260
Methylcyclohexane	ug/L	< 1		112010	1	EPA8260

cc:Ernie Wu

LRL=laboratory Reporting Limit

REMARKS:

DIRECTOR



EcoTest Laboratories Inc
377 Sheffield Ave
North Babylon, NY 11703
631 422-5777

LAB NO.105395.06

11/23/10

Tetra Tech NUS, Inc., Twin Oaks I
 5700 Lake Wright Drive, Suite 309
 Norfolk, VA 23502

ATTN: David Brayack

PO#:66 LAB

SOURCE OF SAMPLE: NWIRP Bethpage, NY

SOURCE OF SAMPLE: CTO No.066

COLLECTED BY: Client

DATE COL'D:11/18/10 RECEIVED:11/19/10

TIME COL'D:1230

MATRIX:GW

SAMPLE: BP-VPB127-GW-687

Top Depth = 686ft, Bottom Depth = 687ft, Grab


ANALYTICAL PARAMETERS	UNITS	RESULT	FLAG	DATE TIME OF ANALYSIS	LRL	ANALYTICAL METHOD
Dichlorodifluoromethane	ug/L	< 1		112010	1	EPA8260
Chloromethane	ug/L	< 1		112010	1	EPA8260
Vinyl Chloride	ug/L	< 1		112010	1	EPA8260
Bromomethane	ug/L	< 1		112010	1	EPA8260
Chloroethane	ug/L	< 1		112010	1	EPA8260
Trichlorofluoromethane	ug/L	< 1		112010	1	EPA8260
1,1 Dichloroethene	ug/L	< 1		112010	1	EPA8260
Methylene Chloride	ug/L	< 1		112010	1	EPA8260
t-1,2-Dichloroethene	ug/L	< 1		112010	1	EPA8260
1,1 Dichloroethane	ug/L	< 1		112010	1	EPA8260
c-1,2-Dichloroethene	ug/L	< 1		112010	1	EPA8260
Chloroform	ug/L	< 1		112010	1	EPA8260
111 Trichloroethane	ug/L	< 1		112010	1	EPA8260
Carbon Tetrachloride	ug/L	< 1		112010	1	EPA8260
Benzene	ug/L	0.14	J	112010	1	EPA8260
1,2 Dichloroethane	ug/L	< 1		112010	1	EPA8260
Trichloroethene	ug/L	< 1		112010	1	EPA8260
1,2 Dichloropropane	ug/L	< 1		112010	1	EPA8260
Bromodichloromethane	ug/L	< 1		112010	1	EPA8260
c-1,3Dichloropropene	ug/L	< 1		112010	1	EPA8260
Toluene	ug/L	< 1		112010	1	EPA8260
t-1,3Dichloropropene	ug/L	< 1		112010	1	EPA8260
112 Trichloroethane	ug/L	< 1		112010	1	EPA8260
Tetrachloroethene	ug/L	< 1		112010	1	EPA8260
Chlorodibromomethane	ug/L	< 1		112010	1	EPA8260

cc:Ernie Wu

LRL=laboratory Reporting Limit

REMARKS:

DIRECTOR _____



EcoTest Laboratories Inc
377 Sheffield Ave
North Babylon, NY 11703
631 422-5777

LAB NO.105395.06

11/23/10

Tetra Tech NUS, Inc., Twin Oaks I
 5700 Lake Wright Drive, Suite 309
 Norfolk, VA 23502

ATTN: David Brayack

PO#:66 LAB

SOURCE OF SAMPLE: NWIRP Bethpage, NY

SOURCE OF SAMPLE: CTO No.066

COLLECTED BY: Client DATE COL'D:11/18/10 RECEIVED:11/19/10

TIME COL'D:1230

MATRIX:GW

SAMPLE: BP-VPB127-GW-687

Top Depth = 686ft, Bottom Depth = 687ft, Grab

ANALYTICAL PARAMETERS	UNITS	RESULT	DATE TIME	FLAG	OF ANALYSIS	LRL	ANALYTICAL METHOD
1,2 Dibromoethane	ug/L	< 1	112010			1	EPA8260
Chlorobenzene	ug/L	< 1	112010			1	EPA8260
Ethyl Benzene	ug/L	< 1	112010			1	EPA8260
Xylene	ug/L	< 3	112010			3	EPA8260
Styrene	ug/L	< 1	112010			1	EPA8260
Bromoform	ug/L	< 1	112010			1	EPA8260
Isopropylbenzene	ug/L	< 1	112010			1	EPA8260
1122Tetrachloroethane	ug/L	< 1	112010			1	EPA8260
1,3 Dichlorobenzene (v)	ug/L	< 1	112010			1	EPA8260
1,4 Dichlorobenzene (v)	ug/L	< 1	112010			1	EPA8260
1,2 Dichlorobenzene (v)	ug/L	< 1	112010			1	EPA8260
Dibromochloropropane	ug/L	< 1	112010			1	EPA8260
124-Trichlorobenzene (v)	ug/L	< 1	112010			1	EPA8260
ter. ButylMethylEther	ug/L	< 1	112010			1	EPA8260
Freon 113	ug/L	< 1	112010			1	EPA8260
Acetone	ug/L	14	112010			10	EPA8260
Methyl Ethyl Ketone	ug/L	2.1	112010	J		10	EPA8260
Methylisobutylketone	ug/L	< 10	112010			10	EPA8260
Carbon disulfide	ug/L	< 1	112010			1	EPA8260
Methyl Acetate	ug/L	< 1	112010			1	EPA8260
Cyclohexane	ug/L	< 1	112010			1	EPA8260
2-Hexanone	ug/L	< 10	112010			10	EPA8260
Methylcyclohexane	ug/L	< 1	112010			1	EPA8260

cc:Ernie Wu

LRL=laboratory Reporting Limit

REMARKS:

DIRECTOR _____



EcoTest Laboratories Inc
377 Sheffield Ave
North Babylon, NY 11703
631 422-5777

LAB NO.105395.07

11/23/10

Tetra Tech NUS, Inc., Twin Oaks I
 5700 Lake Wright Drive, Suite 309
 Norfolk, VA 23502

ATTN: David Brayack

PO#:66 LAB

SOURCE OF SAMPLE: NWIRP Bethpage, NY

SOURCE OF SAMPLE: CTO No.066

COLLECTED BY: Client DATE COL'D:11/18/10 RECEIVED:11/19/10

TIME COL'D:1440

MATRIX:GW

SAMPLE: BP-VPB127-GW-707

Top Depth = 706ft, Bottom Depth = 707ft, Grab

ANALYTICAL PARAMETERS	UNITS	RESULT	FLAG	DATE TIME OF ANALYSIS	LRL	ANALYTICAL METHOD
Dichlorodifluoromethane	ug/L	< 1		112010	1	EPA8260
Chloromethane	ug/L	< 1		112010	1	EPA8260
Vinyl Chloride	ug/L	< 1		112010	1	EPA8260
Bromomethane	ug/L	< 1		112010	1	EPA8260
Chloroethane	ug/L	< 1		112010	1	EPA8260
Trichlorofluoromethane	ug/L	< 1		112010	1	EPA8260
1,1 Dichloroethene	ug/L	< 1		112010	1	EPA8260
Methylene Chloride	ug/L	< 1		112010	1	EPA8260
t-1,2-Dichloroethene	ug/L	< 1		112010	1	EPA8260
1,1 Dichloroethane	ug/L	< 1		112010	1	EPA8260
c-1,2-Dichloroethene	ug/L	< 1		112010	1	EPA8260
Chloroform	ug/L	< 1		112010	1	EPA8260
111 Trichloroethane	ug/L	< 1		112010	1	EPA8260
Carbon Tetrachloride	ug/L	< 1		112010	1	EPA8260
Benzene	ug/L	0.13	J	112010	1	EPA8260
1,2 Dichloroethane	ug/L	< 1		112010	1	EPA8260
Trichloroethene	ug/L	< 1		112010	1	EPA8260
1,2 Dichloropropane	ug/L	< 1		112010	1	EPA8260
Bromodichloromethane	ug/L	< 1		112010	1	EPA8260
c-1,3Dichloropropene	ug/L	< 1		112010	1	EPA8260
Toluene	ug/L	< 1		112010	1	EPA8260
t-1,3Dichloropropene	ug/L	< 1		112010	1	EPA8260
112 Trichloroethane	ug/L	< 1		112010	1	EPA8260
Tetrachloroethene	ug/L	< 1		112010	1	EPA8260
Chlorodibromomethane	ug/L	< 1		112010	1	EPA8260

cc:Ernie Wu

LRL=laboratory Reporting Limit

REMARKS:

DIRECTOR _____



EcoTest Laboratories Inc
377 Sheffield Ave
North Babylon, NY 11703
631 422-5777

LAB NO.105395.07

11/23/10

Tetra Tech NUS, Inc., Twin Oaks I
5700 Lake Wright Drive, Suite 309
Norfolk, VA 23502

ATTN: David Brayack

PO#:66 LAB

SOURCE OF SAMPLE: NWIRP Bethpage, NY

SOURCE OF SAMPLE: CTO No.066

COLLECTED BY: Client

DATE COL'D:11/18/10 RECEIVED:11/19/10

TIME COL'D:1440

MATRIX:GW

SAMPLE: BP-VPB127-GW-707

Top Depth = 706ft, Bottom Depth = 707ft, Grab

ANALYTICAL PARAMETERS	UNITS	RESULT	FLAG	DATE TIME OF ANALYSIS	LRL	ANALYTICAL METHOD
1,2 Dibromoethane	ug/L	< 1		112010	1	EPA8260
Chlorobenzene	ug/L	< 1		112010	1	EPA8260
Ethyl Benzene	ug/L	< 1		112010	1	EPA8260
Xylene	ug/L	< 3		112010	3	EPA8260
Styrene	ug/L	< 1		112010	1	EPA8260
Bromoform	ug/L	< 1		112010	1	EPA8260
Isopropylbenzene	ug/L	< 1		112010	1	EPA8260
1122Tetrachloroethane	ug/L	< 1		112010	1	EPA8260
1,3 Dichlorobenzene (v)	ug/L	< 1		112010	1	EPA8260
1,4 Dichlorobenzene (v)	ug/L	< 1		112010	1	EPA8260
1,2 Dichlorobenzene (v)	ug/L	< 1		112010	1	EPA8260
Dibromochloropropane	ug/L	< 1		112010	1	EPA8260
124-Trichlorobenzene (v)	ug/L	< 1		112010	1	EPA8260
ter. ButylMethylEther	ug/L	< 1		112010	1	EPA8260
Freon 113	ug/L	< 1		112010	1	EPA8260
Acetone	ug/L	16		112010	10	EPA8260
Methyl Ethyl Ketone	ug/L	2.5	J	112010	10	EPA8260
Methylisobutylketone	ug/L	< 10		112010	10	EPA8260
Carbon disulfide	ug/L	< 1		112010	1	EPA8260
Methyl Acetate	ug/L	< 1		112010	1	EPA8260
Cyclohexane	ug/L	< 1		112010	1	EPA8260
2-Hexanone	ug/L	< 10		112010	10	EPA8260
Methylcyclohexane	ug/L	< 1		112010	1	EPA8260

cc:Ernie Wu

LRL=laboratory Reporting Limit

REMARKS:

DIRECTOR



EcoTest Laboratories Inc
377 Sheffield Ave
North Babylon, NY 11703
631 422-5777

LAB NO.105395.08

11/23/10

Tetra Tech NUS, Inc., Twin Oaks I
5700 Lake Wright Drive, Suite 309
Norfolk, VA 23502

ATTN: David Brayack

PO#:66 LAB

SOURCE OF SAMPLE: NWIRP Bethpage, NY

SOURCE OF SAMPLE: CTO No.066

COLLECTED BY: Client

DATE COL'D:11/19/10 RECEIVED:11/19/10

TIME COL'D:1045

MATRIX:GW

SAMPLE: BP-VPB127-GW-727

Top Depth = 726ft, Bottom Depth = 727ft, Grab

ANALYTICAL PARAMETERS	UNITS	RESULT	DATE TIME	FLAG	OF ANALYSIS	LRL	ANALYTICAL METHOD
Dichlorodifluoromethane	ug/L	< 1	112010			1	EPA8260
Chloromethane	ug/L	< 1	112010			1	EPA8260
Vinyl Chloride	ug/L	< 1	112010			1	EPA8260
Bromomethane	ug/L	< 1	112010			1	EPA8260
Chloroethane	ug/L	< 1	112010			1	EPA8260
Trichlorofluoromethane	ug/L	< 1	112010			1	EPA8260
1,1 Dichloroethene	ug/L	< 1	112010			1	EPA8260
Methylene Chloride	ug/L	< 1	112010			1	EPA8260
t-1,2-Dichloroethene	ug/L	< 1	112010			1	EPA8260
1,1 Dichloroethane	ug/L	< 1	112010			1	EPA8260
c-1,2-Dichloroethene	ug/L	< 1	112010			1	EPA8260
Chloroform	ug/L	< 1	112010			1	EPA8260
111 Trichloroethane	ug/L	< 1	112010			1	EPA8260
Carbon Tetrachloride	ug/L	< 1	112010			1	EPA8260
Benzene	ug/L	< 1	112010			1	EPA8260
1,2 Dichloroethane	ug/L	< 1	112010			1	EPA8260
Trichloroethene	ug/L	< 1	112010			1	EPA8260
1,2 Dichloropropane	ug/L	< 1	112010			1	EPA8260
Bromodichloromethane	ug/L	< 1	112010			1	EPA8260
c-1,3Dichloropropene	ug/L	< 1	112010			1	EPA8260
Toluene	ug/L	< 1	112010			1	EPA8260
t-1,3Dichloropropene	ug/L	< 1	112010			1	EPA8260
112 Trichloroethane	ug/L	< 1	112010			1	EPA8260
Tetrachloroethene	ug/L	< 1	112010			1	EPA8260
Chlorodibromomethane	ug/L	< 1	112010			1	EPA8260

cc:Ernie Wu

LRL=laboratory Reporting Limit

REMARKS:

DIRECTOR



EcoTest Laboratories Inc
377 Sheffield Ave
North Babylon, NY 11703
631 422-5777

LAB NO.105395.08

11/23/10

Tetra Tech NUS, Inc., Twin Oaks I
 5700 Lake Wright Drive, Suite 309
 Norfolk, VA 23502

ATTN: David Brayack

PO#:66 LAB

SOURCE OF SAMPLE: NWIRP Bethpage, NY

SOURCE OF SAMPLE: CTO No.066

COLLECTED BY: Client DATE COL'D:11/19/10 RECEIVED:11/19/10

TIME COL'D:1045

MATRIX:GW

SAMPLE: BP-VPB127-GW-727

Top Depth = 726ft, Bottom Depth = 727ft, Grab


ANALYTICAL PARAMETERS	UNITS	RESULT	DATE TIME	FLAG	OF ANALYSIS	LRL	ANALYTICAL METHOD
1,2 Dibromoethane	ug/L	< 1	112010			1	EPA8260
Chlorobenzene	ug/L	< 1	112010			1	EPA8260
Ethyl Benzene	ug/L	< 1	112010			1	EPA8260
Xylene	ug/L	< 3	112010			3	EPA8260
Styrene	ug/L	< 1	112010			1	EPA8260
Bromoform	ug/L	< 1	112010			1	EPA8260
Isopropylbenzene	ug/L	< 1	112010			1	EPA8260
1122Tetrachloroethane	ug/L	< 1	112010			1	EPA8260
1,3 Dichlorobenzene (v)	ug/L	< 1	112010			1	EPA8260
1,4 Dichlorobenzene (v)	ug/L	< 1	112010			1	EPA8260
1,2 Dichlorobenzene (v)	ug/L	< 1	112010			1	EPA8260
Dibromochloropropane	ug/L	< 1	112010			1	EPA8260
124-Trichlorobenzene (v)	ug/L	< 1	112010			1	EPA8260
ter. ButylMethylEther	ug/L	< 1	112010			1	EPA8260
Freon 113	ug/L	< 1	112010			1	EPA8260
Acetone	ug/L	4.4	112010			10	EPA8260
Methyl Ethyl Ketone	ug/L	0.9	112010	J		10	EPA8260
Methylisobutylketone	ug/L	< 10	112010			10	EPA8260
Carbon disulfide	ug/L	< 1	112010			1	EPA8260
Methyl Acetate	ug/L	< 1	112010			1	EPA8260
Cyclohexane	ug/L	< 1	112010			1	EPA8260
2-Hexanone	ug/L	< 10	112010			10	EPA8260
Methylcyclohexane	ug/L	< 1	112010			1	EPA8260

cc:Ernie Wu

LRL=laboratory Reporting Limit

REMARKS:

DIRECTOR _____



EcoTest Laboratories Inc
377 Sheffield Ave
North Babylon, NY 11703
631 422-5777

LAB NO.105441.02

11/29/10

Tetra Tech NUS, Inc., Twin Oaks I
5700 Lake Wright Drive, Suite 309
Norfolk, VA 23502

ATTN: David Brayack

PO#:66 LAB

SOURCE OF SAMPLE: NWIRP Bethpage, NY

SOURCE OF SAMPLE: CTO No.066

COLLECTED BY: Client

DATE COL'D:11/22/10 RECEIVED:11/23/10

TIME COL'D:1110

MATRIX:GW

SAMPLE: BP-VPB127-GW-747

Top Depth = 746ft, Bottom Depth = 747ft, Grab


ANALYTICAL PARAMETERS	UNITS	RESULT	DATE TIME	FLAG OF ANALYSIS	LRL	ANALYTICAL METHOD
Dichlorodifluoromethane	ug/L	< 1	112410		1	EPA8260
Chloromethane	ug/L	< 1	112410		1	EPA8260
Vinyl Chloride	ug/L	< 1	112410		1	EPA8260
Bromomethane	ug/L	< 1	112410		1	EPA8260
Chloroethane	ug/L	< 1	112410		1	EPA8260
Trichlorofluoromethane	ug/L	< 1	112410		1	EPA8260
1,1 Dichloroethene	ug/L	< 1	112410		1	EPA8260
Methylene Chloride	ug/L	< 1	112410		1	EPA8260
t-1,2-Dichloroethene	ug/L	< 1	112410		1	EPA8260
1,1 Dichloroethane	ug/L	< 1	112410		1	EPA8260
c-1,2-Dichloroethene	ug/L	< 1	112410		1	EPA8260
Chloroform	ug/L	< 1	112410		1	EPA8260
111 Trichloroethane	ug/L	< 1	112410		1	EPA8260
Carbon Tetrachloride	ug/L	< 1	112410		1	EPA8260
Benzene	ug/L	< 1	112410		1	EPA8260
1,2 Dichloroethane	ug/L	< 1	112410		1	EPA8260
Trichloroethene	ug/L	< 1	112410		1	EPA8260
1,2 Dichloropropane	ug/L	< 1	112410		1	EPA8260
Bromodichloromethane	ug/L	< 1	112410		1	EPA8260
c-1,3Dichloropropene	ug/L	< 1	112410		1	EPA8260
Toluene	ug/L	< 1	112410		1	EPA8260
t-1,3Dichloropropene	ug/L	< 1	112410		1	EPA8260
112 Trichloroethane	ug/L	< 1	112410		1	EPA8260
Tetrachloroethene	ug/L	< 1	112410		1	EPA8260
Chlorodibromomethane	ug/L	< 1	112410		1	EPA8260

cc:Ernie Wu

LRL=laboratory Reporting Limit

REMARKS:

DIRECTOR



EcoTest Laboratories Inc
377 Sheffield Ave
North Babylon, NY 11703
631 422-5777

LAB NO.105441.02

11/29/10

Tetra Tech NUS, Inc., Twin Oaks I
5700 Lake Wright Drive, Suite 309
Norfolk, VA 23502

ATTN: David Brayack

PO#:66 LAB

SOURCE OF SAMPLE: NWIRP Bethpage, NY

SOURCE OF SAMPLE: CTO No.066

COLLECTED BY: Client

DATE COL'D:11/22/10 RECEIVED:11/23/10

TIME COL'D:1110

MATRIX:GW

SAMPLE: BP-VPB127-GW-747

Top Depth = 746ft, Bottom Depth = 747ft, Grab


ANALYTICAL PARAMETERS	UNITS	RESULT	FLAG	DATE TIME OF ANALYSIS	LRL	ANALYTICAL METHOD
1,2 Dibromoethane	ug/L	< 1		112410	1	EPA8260
Chlorobenzene	ug/L	< 1		112410	1	EPA8260
Ethyl Benzene	ug/L	< 1		112410	1	EPA8260
Xylene	ug/L	< 3		112410	3	EPA8260
Styrene	ug/L	< 1		112410	1	EPA8260
Bromoform	ug/L	< 1		112410	1	EPA8260
Isopropylbenzene	ug/L	< 1		112410	1	EPA8260
1122Tetrachloroethane	ug/L	< 1		112410	1	EPA8260
1,3 Dichlorobenzene (v)	ug/L	< 1		112410	1	EPA8260
1,4 Dichlorobenzene (v)	ug/L	< 1		112410	1	EPA8260
1,2 Dichlorobenzene (v)	ug/L	< 1		112410	1	EPA8260
Dibromochloropropane	ug/L	< 1		112410	1	EPA8260
124-Trichlorobenzene (v)	ug/L	< 1		112410	1	EPA8260
ter. ButylMethylEther	ug/L	< 1		112410	1	EPA8260
Freon 113	ug/L	< 1		112410	1	EPA8260
Acetone	ug/L	5.4		112410	10	EPA8260
Methyl Ethyl Ketone	ug/L	0.9	J	112410	10	EPA8260
Methylisobutylketone	ug/L	< 10		112410	10	EPA8260
Carbon disulfide	ug/L	< 1		112410	1	EPA8260
Methyl Acetate	ug/L	< 1		112410	1	EPA8260
Cyclohexane	ug/L	< 1		112410	1	EPA8260
2-Hexanone	ug/L	< 10		112410	10	EPA8260
Methylcyclohexane	ug/L	< 1		112410	1	EPA8260

cc:Ernie Wu

LRL=laboratory Reporting Limit

REMARKS:

DIRECTOR



EcoTest Laboratories Inc
377 Sheffield Ave
North Babylon, NY 11703
631 422-5777

LAB NO.105441.03

11/29/10

Tetra Tech NUS, Inc., Twin Oaks I
 5700 Lake Wright Drive, Suite 309
 Norfolk, VA 23502

ATTN: David Brayack

PO#:66 LAB

SOURCE OF SAMPLE: NWIRP Bethpage, NY

SOURCE OF SAMPLE: CTO No.066

COLLECTED BY: Client

DATE COL'D:11/22/10 RECEIVED:11/23/10

TIME COL'D:1330

MATRIX:GW

SAMPLE: BP-VPB127-GW-787

Top Depth = 786ft, Bottom Depth = 787ft, Grab


ANALYTICAL PARAMETERS	UNITS	RESULT	DATE TIME	FLAG	OF ANALYSIS	LRL	ANALYTICAL METHOD
Dichlorodifluoromethane	ug/L	< 1	112410			1	EPA8260
Chloromethane	ug/L	0.29	112410	J		1	EPA8260
Vinyl Chloride	ug/L	< 1	112410			1	EPA8260
Bromomethane	ug/L	< 1	112410			1	EPA8260
Chloroethane	ug/L	< 1	112410			1	EPA8260
Trichlorofluoromethane	ug/L	< 1	112410			1	EPA8260
1,1 Dichloroethene	ug/L	< 1	112410			1	EPA8260
Methylene Chloride	ug/L	< 1	112410			1	EPA8260
t-1,2-Dichloroethene	ug/L	< 1	112410			1	EPA8260
1,1 Dichloroethane	ug/L	< 1	112410			1	EPA8260
c-1,2-Dichloroethene	ug/L	< 1	112410			1	EPA8260
Chloroform	ug/L	< 1	112410			1	EPA8260
111 Trichloroethane	ug/L	< 1	112410			1	EPA8260
Carbon Tetrachloride	ug/L	< 1	112410			1	EPA8260
Benzene	ug/L	< 1	112410			1	EPA8260
1,2 Dichloroethane	ug/L	< 1	112410			1	EPA8260
Trichloroethene	ug/L	< 1	112410			1	EPA8260
1,2 Dichloropropane	ug/L	< 1	112410			1	EPA8260
Bromodichloromethane	ug/L	< 1	112410			1	EPA8260
c-1,3Dichloropropene	ug/L	< 1	112410			1	EPA8260
Toluene	ug/L	< 1	112410			1	EPA8260
t-1,3Dichloropropene	ug/L	< 1	112410			1	EPA8260
112 Trichloroethane	ug/L	< 1	112410			1	EPA8260
Tetrachloroethene	ug/L	< 1	112410			1	EPA8260
Chlorodibromomethane	ug/L	< 1	112410			1	EPA8260

cc:Ernie Wu

LRL=laboratory Reporting Limit

REMARKS:

DIRECTOR



EcoTest Laboratories Inc
377 Sheffield Ave
North Babylon, NY 11703
631 422-5777

LAB NO.105441.03

11/29/10

Tetra Tech NUS, Inc., Twin Oaks I
 5700 Lake Wright Drive, Suite 309
 Norfolk, VA 23502

ATTN: David Brayack

PO#:66 LAB

SOURCE OF SAMPLE: NWIRP Bethpage, NY

SOURCE OF SAMPLE: CTO No.066

COLLECTED BY: Client

DATE COL'D:11/22/10 RECEIVED:11/23/10

TIME COL'D:1330

MATRIX:GW

SAMPLE: BP-VPB127-GW-787

Top Depth = 786ft, Bottom Depth = 787ft, Grab

ANALYTICAL PARAMETERS	UNITS	RESULT	DATE TIME	FLAG	OF ANALYSIS	LRL	ANALYTICAL METHOD
1,2 Dibromoethane	ug/L	< 1	112410			1	EPA8260
Chlorobenzene	ug/L	< 1	112410			1	EPA8260
Ethyl Benzene	ug/L	< 1	112410			1	EPA8260
Xylene	ug/L	< 3	112410			3	EPA8260
Styrene	ug/L	< 1	112410			1	EPA8260
Bromoform	ug/L	< 1	112410			1	EPA8260
Isopropylbenzene	ug/L	< 1	112410			1	EPA8260
1122Tetrachloroethane	ug/L	< 1	112410			1	EPA8260
1,3 Dichlorobenzene (v)	ug/L	< 1	112410			1	EPA8260
1,4 Dichlorobenzene (v)	ug/L	< 1	112410			1	EPA8260
1,2 Dichlorobenzene (v)	ug/L	< 1	112410			1	EPA8260
Dibromochloropropane	ug/L	< 1	112410			1	EPA8260
124-Trichlorobenzene (v)	ug/L	< 1	112410			1	EPA8260
ter. ButylMethylEther	ug/L	< 1	112410			1	EPA8260
Freon 113	ug/L	< 1	112410			1	EPA8260
Acetone	ug/L	30	112410			10	EPA8260
Methyl Ethyl Ketone	ug/L	3.3	112410	J		10	EPA8260
Methylisobutylketone	ug/L	0.86	112410	J		10	EPA8260
Carbon disulfide	ug/L	0.7	112410			1	EPA8260
Methyl Acetate	ug/L	< 1	112410			1	EPA8260
Cyclohexane	ug/L	< 1	112410			1	EPA8260
2-Hexanone	ug/L	< 10	112410			10	EPA8260
Methylcyclohexane	ug/L	< 1	112410			1	EPA8260

cc:Ernie Wu

LRL=laboratory Reporting Limit

REMARKS:

DIRECTOR



EcoTest Laboratories Inc
377 Sheffield Ave
North Babylon, NY 11703
631 422-5777

LAB NO.105441.04

11/29/10

Tetra Tech NUS, Inc., Twin Oaks I
 5700 Lake Wright Drive, Suite 309
 Norfolk, VA 23502

ATTN: David Brayack

PO#:66 LAB

SOURCE OF SAMPLE: NWIRP Bethpage, NY

SOURCE OF SAMPLE: CTO No.066

COLLECTED BY: Client DATE COL'D:11/22/10 RECEIVED:11/23/10

TIME COL'D:1515

MATRIX:GW

SAMPLE: BP-VPB127-GW-807

Top Depth = 806ft, Bottom Depth = 807ft, Grab

ANALYTICAL PARAMETERS	UNITS	RESULT	DATE TIME	FLAG	OF ANALYSIS	LRL	ANALYTICAL METHOD
Dichlorodifluoromethane	ug/L	< 1	112410			1	EPA8260
Chloromethane	ug/L	< 1	112410			1	EPA8260
Vinyl Chloride	ug/L	< 1	112410			1	EPA8260
Bromomethane	ug/L	< 1	112410			1	EPA8260
Chloroethane	ug/L	< 1	112410			1	EPA8260
Trichlorofluoromethane	ug/L	< 1	112410			1	EPA8260
1,1 Dichloroethene	ug/L	< 1	112410			1	EPA8260
Methylene Chloride	ug/L	< 1	112410			1	EPA8260
t-1,2-Dichloroethene	ug/L	< 1	112410			1	EPA8260
1,1 Dichloroethane	ug/L	< 1	112410			1	EPA8260
c-1,2-Dichloroethene	ug/L	< 1	112410			1	EPA8260
Chloroform	ug/L	< 1	112410			1	EPA8260
111 Trichloroethane	ug/L	< 1	112410			1	EPA8260
Carbon Tetrachloride	ug/L	< 1	112410			1	EPA8260
Benzene	ug/L	< 1	112410			1	EPA8260
1,2 Dichloroethane	ug/L	< 1	112410			1	EPA8260
Trichloroethene	ug/L	< 1	112410			1	EPA8260
1,2 Dichloropropane	ug/L	< 1	112410			1	EPA8260
Bromodichloromethane	ug/L	< 1	112410			1	EPA8260
c-1,3Dichloropropene	ug/L	< 1	112410			1	EPA8260
Toluene	ug/L	< 1	112410			1	EPA8260
t-1,3Dichloropropene	ug/L	< 1	112410			1	EPA8260
112 Trichloroethane	ug/L	< 1	112410			1	EPA8260
Tetrachloroethene	ug/L	< 1	112410			1	EPA8260
Chlorodibromomethane	ug/L	< 1	112410			1	EPA8260

cc:Ernie Wu

LRL=laboratory Reporting Limit

REMARKS:

DIRECTOR



EcoTest Laboratories Inc
377 Sheffield Ave
North Babylon, NY 11703
631 422-5777

LAB NO.105441.04

11/29/10

Tetra Tech NUS, Inc., Twin Oaks I
5700 Lake Wright Drive, Suite 309
Norfolk, VA 23502

ATTN: David Brayack

PO#:66 LAB

SOURCE OF SAMPLE: NWIRP Bethpage, NY

SOURCE OF SAMPLE: CTO No.066

COLLECTED BY: Client

DATE COL'D:11/22/10 RECEIVED:11/23/10

TIME COL'D:1515

MATRIX:GW

SAMPLE: BP-VPB127-GW-807

Top Depth = 806ft, Bottom Depth = 807ft, Grab

ANALYTICAL PARAMETERS	UNITS	RESULT	DATE TIME	FLAG OF ANALYSIS	LRL	ANALYTICAL METHOD
1,2 Dibromoethane	ug/L	< 1	112410		1	EPA8260
Chlorobenzene	ug/L	< 1	112410		1	EPA8260
Ethyl Benzene	ug/L	< 1	112410		1	EPA8260
Xylene	ug/L	< 3	112410		3	EPA8260
Styrene	ug/L	< 1	112410		1	EPA8260
Bromoform	ug/L	< 1	112410		1	EPA8260
Isopropylbenzene	ug/L	< 1	112410		1	EPA8260
1122Tetrachloroethane	ug/L	< 1	112410		1	EPA8260
1,3 Dichlorobenzene (v)	ug/L	< 1	112410		1	EPA8260
1,4 Dichlorobenzene (v)	ug/L	< 1	112410		1	EPA8260
1,2 Dichlorobenzene (v)	ug/L	< 1	112410		1	EPA8260
Dibromochloropropane	ug/L	< 1	112410		1	EPA8260
124-Trichlorobenzene (v)	ug/L	< 1	112410		1	EPA8260
ter. ButylMethylEther	ug/L	< 1	112410		1	EPA8260
Freon 113	ug/L	< 1	112410		1	EPA8260
Acetone	ug/L	7.7	112410		10	EPA8260
Methyl Ethyl Ketone	ug/L	< 10	112410		10	EPA8260
Methylisobutylketone	ug/L	< 10	112410		10	EPA8260
Carbon disulfide	ug/L	< 1	112410		1	EPA8260
Methyl Acetate	ug/L	< 1	112410		1	EPA8260
Cyclohexane	ug/L	< 1	112410		1	EPA8260
2-Hexanone	ug/L	< 10	112410		10	EPA8260
Methylcyclohexane	ug/L	< 1	112410		1	EPA8260

cc:Ernie Wu

LRL=laboratory Reporting Limit

REMARKS:

DIRECTOR

Page 2 of 2

rn = 31039

NYSDOH ID # 10320

EcoTest Laboratories Inc
377 Sheffield Ave
North Babylon, NY 11703
631 422-5777

LAB NO.105150.01

11/08/10

Tetra Tech NUS, Inc., Twin Oaks I
5700 Lake Wright Drive, Suite 309
Norfolk, VA 23502

ATTN: David Brayack

PO#:66 LAB

SOURCE OF SAMPLE: NWIRP Bethpage, NY

SOURCE OF SAMPLE: CTO No.066

COLLECTED BY: Client

DATE COL'D:11/04/10 RECEIVED:11/05/10

TIME COL'D:0830

MATRIX:QC

SAMPLE: BP-VPB-TB-110410

Top Depth = ft, Bottom Depth = ft, Grab

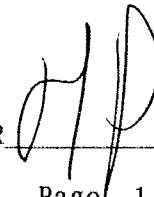
ANALYTICAL PARAMETERS	UNITS	RESULT	DATE TIME	FLAG	OF ANALYSIS	LRL	ANALYTICAL METHOD
Dichlorodifluoromethane	ug/L	< 1	110510			1	EPA8260
Chloromethane	ug/L	< 1	110510			1	EPA8260
Vinyl Chloride	ug/L	< 1	110510			1	EPA8260
Bromomethane	ug/L	< 1	110510			1	EPA8260
Chloroethane	ug/L	< 1	110510			1	EPA8260
Trichlorofluoromethane	ug/L	< 1	110510			1	EPA8260
1,1 Dichloroethene	ug/L	< 1	110510			1	EPA8260
Methylene Chloride	ug/L	< 1	110510			1	EPA8260
t-1,2-Dichloroethene	ug/L	< 1	110510			1	EPA8260
1,1 Dichloroethane	ug/L	< 1	110510			1	EPA8260
c-1,2-Dichloroethene	ug/L	< 1	110510			1	EPA8260
Chloroform	ug/L	< 1	110510			1	EPA8260
111 Trichloroethane	ug/L	< 1	110510			1	EPA8260
Carbon Tetrachloride	ug/L	< 1	110510			1	EPA8260
Benzene	ug/L	< 1	110510			1	EPA8260
1,2 Dichloroethane	ug/L	< 1	110510			1	EPA8260
Trichloroethene	ug/L	< 1	110510			1	EPA8260
1,2 Dichloropropane	ug/L	< 1	110510			1	EPA8260
Bromodichloromethane	ug/L	< 1	110510			1	EPA8260
c-1,3Dichloropropene	ug/L	< 1	110510			1	EPA8260
Toluene	ug/L	< 1	110510			1	EPA8260
t-1,3Dichloropropene	ug/L	< 1	110510			1	EPA8260
112 Trichloroethane	ug/L	< 1	110510			1	EPA8260
Tetrachloroethene	ug/L	< 1	110510			1	EPA8260
Chlorodibromomethane	ug/L	< 1	110510			1	EPA8260

cc:Ernie Wu

LRL=laboratory Reporting Limit

REMARKS:

DIRECTOR



EcoTest Laboratories Inc
377 Sheffield Ave
North Babylon, NY 11703
631 422-5777

LAB NO.105150.01

11/08/10

Tetra Tech NUS, Inc., Twin Oaks I
 5700 Lake Wright Drive, Suite 309
 Norfolk, VA 23502

ATTN: David Brayack

PO#:66 LAB

SOURCE OF SAMPLE: NWIRP Bethpage, NY

SOURCE OF SAMPLE: CTO No.066

COLLECTED BY: Client

DATE COL'D:11/04/10 RECEIVED:11/05/10

TIME COL'D:0830

MATRIX:QC

SAMPLE: BP-VPB-TB-110410

Top Depth = ft, Bottom Depth = ft, Grab


ANALYTICAL PARAMETERS	UNITS	RESULT	DATE TIME	FLAG OF ANALYSIS	LRL	ANALYTICAL METHOD
1,2 Dibromoethane	ug/L	< 1	110510		1	EPA8260
Chlorobenzene	ug/L	< 1	110510		1	EPA8260
Ethyl Benzene	ug/L	< 1	110510		1	EPA8260
Xylene	ug/L	< 3	110510		3	EPA8260
Styrene	ug/L	< 1	110510		1	EPA8260
Bromoform	ug/L	< 1	110510		1	EPA8260
Isopropylbenzene	ug/L	< 1	110510		1	EPA8260
1,1,2,2-Tetrachloroethane	ug/L	< 1	110510		1	EPA8260
1,3 Dichlorobenzene (v)	ug/L	< 1	110510		1	EPA8260
1,4 Dichlorobenzene (v)	ug/L	< 1	110510		1	EPA8260
1,2 Dichlorobenzene (v)	ug/L	< 1	110510		1	EPA8260
Dibromochloropropane	ug/L	< 1	110510		1	EPA8260
1,2,4-Trichlorobenzene (v)	ug/L	< 1	110510		1	EPA8260
ter-ButylMethylEther	ug/L	< 1	110510		1	EPA8260
Freon 113	ug/L	< 1	110510		1	EPA8260
Acetone	ug/L	7	110510	B	10	EPA8260
Methyl Ethyl Ketone	ug/L	< 10	110510		10	EPA8260
Methylisobutylketone	ug/L	< 10	110510		10	EPA8260
Carbon disulfide	ug/L	< 1	110510		1	EPA8260
Methyl Acetate	ug/L	< 1	110510		1	EPA8260
Cyclohexane	ug/L	< 1	110510		1	EPA8260
2-Hexanone	ug/L	< 10	110510		10	EPA8260
Methylcyclohexane	ug/L	< 1	110510		1	EPA8260

cc:Ernie Wu

LRL=laboratory Reporting Limit

REMARKS: B: 7ug/L of acetone was detected in the blank.

DIRECTOR



EcoTest Laboratories Inc
377 Sheffield Ave
North Babylon, NY 11703
631 422-5777

LAB NO.105219.01

11/12/10

Tetra Tech NUS, Inc., Twin Oaks I
 5700 Lake Wright Drive, Suite 309
 Norfolk, VA 23502

ATTN: David Brayack

PO#:66 LAB

SOURCE OF SAMPLE: NWIRP Bethpage, NY

SOURCE OF SAMPLE: CTO No.066

COLLECTED BY: JS/EcoTest DATE COL'D:11/08/10 RECEIVED:11/10/10

TIME COL'D:1025

MATRIX:QC

SAMPLE: BP-VPB-TB-110810

Top Depth = ft, Bottom Depth = ft, Grab


ANALYTICAL PARAMETERS	UNITS	RESULT	FLAG	DATE TIME	LRL	ANALYTICAL METHOD
				OF ANALYSIS		
Dichlorodifluoromethane	ug/L	< 1		111110	1	EPA8260
Chloromethane	ug/L	< 1		111110	1	EPA8260
Vinyl Chloride	ug/L	< 1		111110	1	EPA8260
Bromomethane	ug/L	< 1		111110	1	EPA8260
Chloroethane	ug/L	< 1		111110	1	EPA8260
Trichlorofluoromethane	ug/L	< 1		111110	1	EPA8260
1,1 Dichloroethene	ug/L	< 1		111110	1	EPA8260
Methylene Chloride	ug/L	< 1		111110	1	EPA8260
t-1,2-Dichloroethene	ug/L	< 1		111110	1	EPA8260
1,1 Dichloroethane	ug/L	< 1		111110	1	EPA8260
c-1,2-Dichloroethene	ug/L	< 1		111110	1	EPA8260
Chloroform	ug/L	0.2	J	111110	1	EPA8260
111 Trichloroethane	ug/L	< 1		111110	1	EPA8260
Carbon Tetrachloride	ug/L	< 1		111110	1	EPA8260
Benzene	ug/L	< 1		111110	1	EPA8260
1,2 Dichloroethane	ug/L	< 1		111110	1	EPA8260
Trichloroethene	ug/L	< 1		111110	1	EPA8260
1,2 Dichloropropane	ug/L	< 1		111110	1	EPA8260
Bromodichloromethane	ug/L	< 1		111110	1	EPA8260
c-1,3Dichloropropene	ug/L	< 1		111110	1	EPA8260
Toluene	ug/L	< 1		111110	1	EPA8260
t-1,3Dichloropropene	ug/L	< 1		111110	1	EPA8260
112 Trichloroethane	ug/L	< 1		111110	1	EPA8260
Tetrachloroethene	ug/L	< 1		111110	1	EPA8260
Chlorodibromomethane	ug/L	< 1		111110	1	EPA8260

cc:Ernie Wu

LRL=laboratory Reporting Limit

REMARKS:

DIRECTOR



EcoTest Laboratories Inc
377 Sheffield Ave
North Babylon, NY 11703
631 422-5777

LAB NO.105219.01

11/12/10

Tetra Tech NUS, Inc., Twin Oaks I
 5700 Lake Wright Drive, Suite 309
 Norfolk, VA 23502

ATTN: David Brayack

PO#:66 LAB

SOURCE OF SAMPLE: NWIRP Bethpage, NY

SOURCE OF SAMPLE: CTO No.066

COLLECTED BY: JS/EcoTest DATE COL'D:11/08/10 RECEIVED:11/10/10

TIME COL'D:1025

MATRIX:QC

SAMPLE: BP-VPB-TB-110810

Top Depth = ft, Bottom Depth = ft, Grab


ANALYTICAL PARAMETERS	UNITS	RESULT	DATE TIME	FLAG	OF ANALYSIS	LRL	ANALYTICAL METHOD
1,2 Dibromoethane	ug/L	< 1	111110			1	EPA8260
Chlorobenzene	ug/L	< 1	111110			1	EPA8260
Ethyl Benzene	ug/L	< 1	111110			1	EPA8260
Xylene	ug/L	< 3	111110			3	EPA8260
Styrene	ug/L	< 1	111110			1	EPA8260
Bromoform	ug/L	< 1	111110			1	EPA8260
Isopropylbenzene	ug/L	< 1	111110			1	EPA8260
1122Tetrachloroethane	ug/L	< 1	111110			1	EPA8260
1,3 Dichlorobenzene (v)	ug/L	< 1	111110			1	EPA8260
1,4 Dichlorobenzene (v)	ug/L	< 1	111110			1	EPA8260
1,2 Dichlorobenzene (v)	ug/L	< 1	111110			1	EPA8260
Dibromochloropropane	ug/L	< 1	111110			1	EPA8260
124-Trichlorobenzene (v)	ug/L	< 1	111110			1	EPA8260
ter. ButylMethylEther	ug/L	< 1	111110			1	EPA8260
Freon 113	ug/L	< 1	111110			1	EPA8260
Acetone	ug/L	< 10	111110			10	EPA8260
Methyl Ethyl Ketone	ug/L	< 10	111110			10	EPA8260
Methylisobutylketone	ug/L	< 10	111110			10	EPA8260
Carbon disulfide	ug/L	< 1	111110			1	EPA8260
Methyl Acetate	ug/L	< 1	111110			1	EPA8260
Cyclohexane	ug/L	< 1	111110			1	EPA8260
2-Hexanone	ug/L	< 10	111110			10	EPA8260
Methylcyclohexane	ug/L	< 1	111110			1	EPA8260

cc:Ernie Wu

LRL=laboratory Reporting Limit

REMARKS:

DIRECTOR



377 SHEFFIELD AVE. • N. BABYLON, N.Y. 11703 • (631) 422-5777 • FAX (631) 422-5770

Email: ecotestlab@aol.com Website: www.ecotestlabs.com

LAB NO.105269.01

11/16/10

Tetra Tech NUS, Inc., Twin Oaks I
5700 Lake Wright Drive, Suite 309
Norfolk, VA 23502

ATTN: David Brayack

PO#:66 LAB

SOURCE OF SAMPLE: NWIRP Bethpage, NY

SOURCE OF SAMPLE: CTO No.066

COLLECTED BY: Client DATE COL'D:11/10/10 RECEIVED:11/12/10

TIME COL'D:1230

MATRIX:QC

SAMPLE: BP-VPB-TB-111010

Top Depth = ft, Bottom Depth = ft, Grab

ANALYTICAL PARAMETERS	UNITS	RESULT	DATE TIME	FLAG OF ANALYSIS	LRL	ANALYTICAL METHOD
Dichlorodifluoromethane	ug/L	< 1	111210		1	EPA8260
Chloromethane	ug/L	< 1	111210		1	EPA8260
Vinyl Chloride	ug/L	< 1	111210		1	EPA8260
Bromomethane	ug/L	< 1	111210		1	EPA8260
Chloroethane	ug/L	< 1	111210		1	EPA8260
Trichlorofluoromethane	ug/L	< 1	111210		1	EPA8260
1,1 Dichloroethene	ug/L	< 1	111210		1	EPA8260
Methylene Chloride	ug/L	< 1	111210		1	EPA8260
t-1,2-Dichloroethene	ug/L	< 1	111210		1	EPA8260
1,1 Dichloroethane	ug/L	< 1	111210		1	EPA8260
c-1,2-Dichloroethene	ug/L	< 1	111210		1	EPA8260
Chloroform	ug/L	0.17	J 111210		1	EPA8260
111 Trichloroethane	ug/L	< 1	111210		1	EPA8260
Carbon Tetrachloride	ug/L	< 1	111210		1	EPA8260
Benzene	ug/L	< 1	111210		1	EPA8260
1,2 Dichloroethane	ug/L	< 1	111210		1	EPA8260
Trichloroethene	ug/L	< 1	111210		1	EPA8260
1,2 Dichloropropane	ug/L	< 1	111210		1	EPA8260
Bromodichloromethane	ug/L	< 1	111210		1	EPA8260
c-1,3Dichloropropene	ug/L	< 1	111210		1	EPA8260
Toluene	ug/L	< 1	111210		1	EPA8260
t-1,3Dichloropropene	ug/L	< 1	111210		1	EPA8260
112 Trichloroethane	ug/L	< 1	111210		1	EPA8260
Tetrachloroethene	ug/L	< 1	111210		1	EPA8260
Chlorodibromomethane	ug/L	< 1	111210		1	EPA8260

cc:Ernie Wu

LRL=Laboratory Reporting Limit

REMARKS:

DIRECTOR



377 SHEFFIELD AVE. • N. BABYLON, N.Y. 11703 • (631) 422-5777 • FAX (631) 422-5770

Email: ecotestlab@aol.com Website: www.ecotestlabs.com

LAB NO.105269.01

11/16/10

Tetra Tech NUS, Inc., Twin Oaks I
5700 Lake Wright Drive, Suite 309
Norfolk, VA 23502

ATTN: David Brayack

PO#:66 LAB

SOURCE OF SAMPLE: NWIRP Bethpage, NY

SOURCE OF SAMPLE: CTO No.066

COLLECTED BY: Client

DATE COL'D:11/10/10 RECEIVED:11/12/10

TIME COL'D:1230

MATRIX:QC

SAMPLE: BP-VPB-TB-111010

Top Depth = ft, Bottom Depth = ft, Grab

ANALYTICAL PARAMETERS	UNITS	RESULT	DATE TIME	FLAG OF ANALYSIS	LRL	ANALYTICAL METHOD
1,2 Dibromoethane	ug/L	< 1	111210		1	EPA8260
Chlorobenzene	ug/L	< 1	111210		1	EPA8260
Ethyl Benzene	ug/L	< 1	111210		1	EPA8260
Xylene	ug/L	< 3	111210		3	EPA8260
Styrene	ug/L	< 1	111210		1	EPA8260
Bromoform	ug/L	< 1	111210		1	EPA8260
Isopropylbenzene	ug/L	< 1	111210		1	EPA8260
1122Tetrachloroethane	ug/L	< 1	111210		1	EPA8260
1,3 Dichlorobenzene (v)	ug/L	< 1	111210		1	EPA8260
1,4 Dichlorobenzene (v)	ug/L	< 1	111210		1	EPA8260
1,2 Dichlorobenzene (v)	ug/L	< 1	111210		1	EPA8260
Dibromochloropropane	ug/L	< 1	111210		1	EPA8260
124-Trichlorobenzene (v)	ug/L	< 1	111210		1	EPA8260
ter. ButylMethylEther	ug/L	< 1	111210		1	EPA8260
Freon 113	ug/L	< 1	111210		1	EPA8260
Acetone	ug/L	< 10	111210		10	EPA8260
Methyl Ethyl Ketone	ug/L	< 10	111210		10	EPA8260
Methylisobutylketone	ug/L	< 10	111210		10	EPA8260
Carbon disulfide	ug/L	< 1	111210		1	EPA8260
Methyl Acetate	ug/L	< 1	111210		1	EPA8260
Cyclohexane	ug/L	< 1	111210		1	EPA8260
2-Hexanone	ug/L	< 1	111210		10	EPA8260
Methylcyclohexane	ug/L	< 1	111210		1	EPA8260

cc:Ernie Wu

LRL=Laboratory Reporting Limit

REMARKS:

DIRECTOR

EcoTest Laboratories Inc
377 Sheffield Ave
North Babylon, NY 11703
631 422-5777

LAB NO.105339.01

11/18/10

Tetra Tech NUS, Inc., Twin Oaks I
 5700 Lake Wright Drive, Suite 309
 Norfolk, VA 23502

ATTN: David Brayack

PO#:66 LAB

SOURCE OF SAMPLE: NWIRP Bethpage, NY

SOURCE OF SAMPLE: CTO No.066

COLLECTED BY: Client

DATE COL'D:11/15/10 RECEIVED:11/17/10

TIME COL'D:0930

MATRIX:QC

SAMPLE: BP-VPB-TB-111510


Top Depth = ft, Bottom Depth = ft, Grab

ANALYTICAL PARAMETERS	UNITS	RESULT	DATE TIME	FLAG	OF ANALYSIS	LRL	ANALYTICAL METHOD
Dichlorodifluoromethane	ug/L	< 1	111710			1	EPA8260
Chloromethane	ug/L	< 1	111710			1	EPA8260
Vinyl Chloride	ug/L	< 1	111710			1	EPA8260
Bromomethane	ug/L	< 1	111710			1	EPA8260
Chloroethane	ug/L	< 1	111710			1	EPA8260
Trichlorofluoromethane	ug/L	< 1	111710			1	EPA8260
1,1 Dichloroethene	ug/L	< 1	111710			1	EPA8260
Methylene Chloride	ug/L	< 1	111710			1	EPA8260
t-1,2-Dichloroethene	ug/L	< 1	111710			1	EPA8260
1,1 Dichloroethane	ug/L	< 1	111710			1	EPA8260
c-1,2-Dichloroethene	ug/L	< 1	111710			1	EPA8260
Chloroform	ug/L	0.15	111710	B, J		1	EPA8260
111 Trichloroethane	ug/L	< 1	111710			1	EPA8260
Carbon Tetrachloride	ug/L	< 1	111710			1	EPA8260
Benzene	ug/L	< 1	111710			1	EPA8260
1,2 Dichloroethane	ug/L	< 1	111710			1	EPA8260
Trichloroethene	ug/L	< 1	111710			1	EPA8260
1,2 Dichloropropane	ug/L	< 1	111710			1	EPA8260
Bromodichloromethane	ug/L	< 1	111710			1	EPA8260
c-1,3Dichloropropene	ug/L	< 1	111710			1	EPA8260
Toluene	ug/L	< 1	111710			1	EPA8260
t-1,3Dichloropropene	ug/L	< 1	111710			1	EPA8260
112 Trichloroethane	ug/L	< 1	111710			1	EPA8260
Tetrachloroethene	ug/L	< 1	111710			1	EPA8260
Chlorodibromomethane	ug/L	< 1	111710			1	EPA8260

cc:Ernie Wu

LRL=laboratory Reporting Limit

REMARKS: B- Chloroform detected in method at an estimated 0.35ug/L.


 DIRECTOR

EcoTest Laboratories Inc
377 Sheffield Ave
North Babylon, NY 11703
631 422-5777

LAB NO.105339.01

11/18/10

Tetra Tech NUS, Inc., Twin Oaks I
5700 Lake Wright Drive, Suite 309
Norfolk, VA 23502

ATTN: David Brayack

PO#:66 LAB

SOURCE OF SAMPLE: NWIRP Bethpage, NY

SOURCE OF SAMPLE: CTO No.066

COLLECTED BY: Client

DATE COL'D:11/15/10 RECEIVED:11/17/10

TIME COL'D:0930

MATRIX:QC

SAMPLE: BP-VPB-TB-111510

Top Depth = ft, Bottom Depth = ft, Grab


ANALYTICAL PARAMETERS	UNITS	RESULT	DATE TIME	FLAG	OF ANALYSIS	LRL	ANALYTICAL METHOD
1,2 Dibromoethane	ug/L	< 1	111710			1	EPA8260
Chlorobenzene	ug/L	< 1	111710			1	EPA8260
Ethyl Benzene	ug/L	< 1	111710			1	EPA8260
Xylene	ug/L	< 3	111710			3	EPA8260
Styrene	ug/L	< 1	111710			1	EPA8260
Bromoform	ug/L	< 1	111710			1	EPA8260
Isopropylbenzene	ug/L	< 1	111710			1	EPA8260
1122Tetrachloroethane	ug/L	< 1	111710			1	EPA8260
1,3 Dichlorobenzene (v)	ug/L	< 1	111710			1	EPA8260
1,4 Dichlorobenzene (v)	ug/L	< 1	111710			1	EPA8260
1,2 Dichlorobenzene (v)	ug/L	< 1	111710			1	EPA8260
Dibromochloropropane	ug/L	< 1	111710			1	EPA8260
124-Trichlorobenzene (v)	ug/L	< 1	111710			1	EPA8260
ter. ButylMethylEther	ug/L	< 1	111710			1	EPA8260
Freon 113	ug/L	< 1	111710			1	EPA8260
Acetone	ug/L	< 10	111710			10	EPA8260
Methyl Ethyl Ketone	ug/L	< 10	111710			10	EPA8260
Methylisobutylketone	ug/L	< 10	111710			10	EPA8260
Carbon disulfide	ug/L	< 1	111710			1	EPA8260
Methyl Acetate	ug/L	< 1	111710			1	EPA8260
Cyclohexane	ug/L	< 1	111710			1	EPA8260
2-Hexanone	ug/L	< 10	111710			10	EPA8260
Methylcyclohexane	ug/L	< 1	111710			1	EPA8260

cc:Ernie Wu

LRL=laboratory Reporting Limit

REMARKS:

DIRECTOR



EcoTest Laboratories Inc
377 Sheffield Ave
North Babylon, NY 11703
631 422-5777

LAB NO.105395.01

11/23/10

Tetra Tech NUS, Inc., Twin Oaks I
 5700 Lake Wright Drive, Suite 309
 Norfolk, VA 23502

ATTN: David Brayack

PO#:66 LAB

SOURCE OF SAMPLE: NWIRP Bethpage, NY

SOURCE OF SAMPLE: CTO No.066

COLLECTED BY: Client DATE COL'D:11/17/10 RECEIVED:11/19/10

TIME COL'D:1230

MATRIX:QC

SAMPLE: BP-VPB-TB-111710

Top Depth = ft, Bottom Depth = ft, Grab

ANALYTICAL PARAMETERS	UNITS	RESULT	FLAG	DATE TIME OF ANALYSIS	LRL	ANALYTICAL METHOD
Dichlorodifluoromethane	ug/L	< 1		112010	1	EPA8260
Chloromethane	ug/L	< 1		112010	1	EPA8260
Vinyl Chloride	ug/L	< 1		112010	1	EPA8260
Bromomethane	ug/L	< 1		112010	1	EPA8260
Chloroethane	ug/L	< 1		112010	1	EPA8260
Trichlorofluoromethane	ug/L	< 1		112010	1	EPA8260
1,1 Dichloroethene	ug/L	< 1		112010	1	EPA8260
Methylene Chloride	ug/L	0.19	J	112010	1	EPA8260
t-1,2-Dichloroethene	ug/L	< 1		112010	1	EPA8260
1,1 Dichloroethane	ug/L	< 1		112010	1	EPA8260
c-1,2-Dichloroethene	ug/L	< 1		112010	1	EPA8260
Chloroform	ug/L	0.18	J	112010	1	EPA8260
111 Trichloroethane	ug/L	< 1		112010	1	EPA8260
Carbon Tetrachloride	ug/L	< 1		112010	1	EPA8260
Benzene	ug/L	< 1		112010	1	EPA8260
1,2 Dichloroethane	ug/L	< 1		112010	1	EPA8260
Trichloroethene	ug/L	< 1		112010	1	EPA8260
1,2 Dichloropropane	ug/L	< 1		112010	1	EPA8260
Bromodichloromethane	ug/L	< 1		112010	1	EPA8260
c-1,3Dichloropropene	ug/L	< 1		112010	1	EPA8260
Toluene	ug/L	< 1		112010	1	EPA8260
t-1,3Dichloropropene	ug/L	< 1		112010	1	EPA8260
112 Trichloroethane	ug/L	< 1		112010	1	EPA8260
Tetrachloroethene	ug/L	< 1		112010	1	EPA8260
Chlorodibromomethane	ug/L	< 1		112010	1	EPA8260

cc:Ernie Wu

LRL=laboratory Reporting Limit

REMARKS:

DIRECTOR



EcoTest Laboratories Inc
377 Sheffield Ave
North Babylon, NY 11703
631 422-5777

LAB NO.105395.01

11/23/10

Tetra Tech NUS, Inc., Twin Oaks I
5700 Lake Wright Drive, Suite 309
Norfolk, VA 23502

ATTN: David Brayack

PO#:66 LAB

SOURCE OF SAMPLE: NWIRP Bethpage, NY

SOURCE OF SAMPLE: CTO No.066

COLLECTED BY: Client DATE COL'D:11/17/10 RECEIVED:11/19/10

TIME COL'D:1230

MATRIX:QC SAMPLE: BP-VPB-TB-111710

Top Depth = ft, Bottom Depth = ft, Grab

ANALYTICAL PARAMETERS	UNITS	RESULT	DATE TIME	FLAG	OF ANALYSIS	LRL	ANALYTICAL METHOD
1,2 Dibromoethane	ug/L	< 1	112010			1	EPA8260
Chlorobenzene	ug/L	< 1	112010			1	EPA8260
Ethyl Benzene	ug/L	< 1	112010			1	EPA8260
Xylene	ug/L	< 3	112010			3	EPA8260
Styrene	ug/L	< 1	112010			1	EPA8260
Bromoform	ug/L	< 1	112010			1	EPA8260
Isopropylbenzene	ug/L	< 1	112010			1	EPA8260
1122Tetrachloroethane	ug/L	< 1	112010			1	EPA8260
1,3 Dichlorobenzene (v)	ug/L	< 1	112010			1	EPA8260
1,4 Dichlorobenzene (v)	ug/L	< 1	112010			1	EPA8260
1,2 Dichlorobenzene (v)	ug/L	< 1	112010			1	EPA8260
Dibromochloropropane	ug/L	< 1	112010			1	EPA8260
124-Trichlorobenzene (v)	ug/L	< 1	112010			1	EPA8260
ter. ButylMethylEther	ug/L	< 1	112010			1	EPA8260
Freon 113	ug/L	< 1	112010			1	EPA8260
Acetone	ug/L	< 10	112010			10	EPA8260
Methyl Ethyl Ketone	ug/L	< 10	112010			10	EPA8260
Methylisobutylketone	ug/L	< 10	112010			10	EPA8260
Carbon disulfide	ug/L	< 1	112010			1	EPA8260
Methyl Acetate	ug/L	< 1	112010			1	EPA8260
Cyclohexane	ug/L	< 1	112010			1	EPA8260
2-Hexanone	ug/L	< 10	112010			10	EPA8260
Methylcyclohexane	ug/L	< 1	112010			1	EPA8260

cc:Ernie Wu

LRL=laboratory Reporting Limit

REMARKS:

DIRECTOR



EcoTest Laboratories Inc
377 Sheffield Ave
North Babylon, NY 11703
631 422-5777

LAB NO.105441.01

11/29/10

Tetra Tech NUS, Inc., Twin Oaks I
 5700 Lake Wright Drive, Suite 309
 Norfolk, VA 23502

ATTN: David Brayack

PO#:66 LAB

SOURCE OF SAMPLE: NWIRP Bethpage, NY

SOURCE OF SAMPLE: CTO No.066

COLLECTED BY: Client DATE COL'D:11/22/10 RECEIVED:11/23/10

TIME COL'D:1030

MATRIX:QC

SAMPLE: BP-VPB-TB-112210

Top Depth = ft, Bottom Depth = ft, Grab


ANALYTICAL PARAMETERS	UNITS	RESULT	DATE TIME	FLAG	OF ANALYSIS	LRL	ANALYTICAL METHOD
Dichlorodifluoromethane	ug/L	< 1	112410			1	EPA8260
Chloromethane	ug/L	< 1	112410			1	EPA8260
Vinyl Chloride	ug/L	< 1	112410			1	EPA8260
Bromomethane	ug/L	< 1	112410			1	EPA8260
Chloroethane	ug/L	< 1	112410			1	EPA8260
Trichlorofluoromethane	ug/L	< 1	112410			1	EPA8260
1,1 Dichloroethene	ug/L	< 1	112410			1	EPA8260
Methylene Chloride	ug/L	0.19	112410	J		1	EPA8260
t-1,2-Dichloroethene	ug/L	< 1	112410			1	EPA8260
1,1 Dichloroethane	ug/L	< 1	112410			1	EPA8260
c-1,2-Dichloroethene	ug/L	< 1	112410			1	EPA8260
Chloroform	ug/L	< 1	112410			1	EPA8260
111 Trichloroethane	ug/L	< 1	112410			1	EPA8260
Carbon Tetrachloride	ug/L	< 1	112410			1	EPA8260
Benzene	ug/L	< 1	112410			1	EPA8260
1,2 Dichloroethane	ug/L	< 1	112410			1	EPA8260
Trichloroethene	ug/L	< 1	112410			1	EPA8260
1,2 Dichloropropane	ug/L	< 1	112410			1	EPA8260
Bromodichloromethane	ug/L	< 1	112410			1	EPA8260
c-1,3Dichloropropene	ug/L	< 1	112410			1	EPA8260
Toluene	ug/L	< 1	112410			1	EPA8260
t-1,3Dichloropropene	ug/L	< 1	112410			1	EPA8260
112 Trichloroethane	ug/L	< 1	112410			1	EPA8260
Tetrachloroethene	ug/L	< 1	112410			1	EPA8260
Chlorodibromomethane	ug/L	< 1	112410			1	EPA8260

cc:Ernie Wu

LRL=laboratory Reporting Limit

REMARKS:

DIRECTOR



EcoTest Laboratories Inc
377 Sheffield Ave
North Babylon, NY 11703
631 422-5777

LAB NO.105441.01

11/29/10

Tetra Tech NUS, Inc., Twin Oaks I
 5700 Lake Wright Drive, Suite 309
 Norfolk, VA 23502

ATTN: David Brayack

PO#:66 LAB

SOURCE OF SAMPLE: NWIRP Bethpage, NY

SOURCE OF SAMPLE: CTO No.066

COLLECTED BY: Client

DATE COL'D:11/22/10 RECEIVED:11/23/10

TIME COL'D:1030

MATRIX:QC

SAMPLE: BP-VPB-TB-112210

Top Depth = ft, Bottom Depth = ft, Grab


ANALYTICAL PARAMETERS	UNITS	RESULT	DATE TIME	FLAG OF ANALYSIS	LRL	ANALYTICAL METHOD
1,2 Dibromoethane	ug/L	< 1	112410		1	EPA8260
Chlorobenzene	ug/L	< 1	112410		1	EPA8260
Ethyl Benzene	ug/L	< 1	112410		1	EPA8260
Xylene	ug/L	< 3	112410		3	EPA8260
Styrene	ug/L	< 1	112410		1	EPA8260
Bromoform	ug/L	< 1	112410		1	EPA8260
Isopropylbenzene	ug/L	< 1	112410		1	EPA8260
1,1,2,2-Tetrachloroethane	ug/L	< 1	112410		1	EPA8260
1,3 Dichlorobenzene (v)	ug/L	< 1	112410		1	EPA8260
1,4 Dichlorobenzene (v)	ug/L	< 1	112410		1	EPA8260
1,2 Dichlorobenzene (v)	ug/L	< 1	112410		1	EPA8260
Dibromochloropropane	ug/L	< 1	112410		1	EPA8260
1,2,4-Trichlorobenzene (v)	ug/L	< 1	112410		1	EPA8260
ter. Butyl Methyl Ether	ug/L	< 1	112410		1	EPA8260
Freon 113	ug/L	< 1	112410		1	EPA8260
Acetone	ug/L	< 10	112410		10	EPA8260
Methyl Ethyl Ketone	ug/L	< 10	112410		10	EPA8260
Methyl isobutyl ketone	ug/L	< 10	112410		10	EPA8260
Carbon disulfide	ug/L	< 1	112410		1	EPA8260
Methyl Acetate	ug/L	< 1	112410		1	EPA8260
Cyclohexane	ug/L	< 1	112410		1	EPA8260
2-Hexanone	ug/L	< 10	112410		10	EPA8260
Methylcyclohexane	ug/L	< 1	112410		1	EPA8260

cc:Ernie Wu

LRL=laboratory Reporting Limit

REMARKS:

DIRECTOR



Report of Analysis

Client:	Tetra Tech NUS, Inc.	Date Collected:	11/15/10
Project:	Bethpage CTO-066	Date Received:	11/17/10
Client Sample ID:	BP-VPB127-GW-447-C	SDG No.:	B4281
Lab Sample ID:	B4281-02	Matrix:	WATER
Analytical Method:	SW8260B	% Moisture:	100
Sample Wt/Vol:	5 Units: mL	Final Vol:	5000 uL
Soil Aliquot Vol:	uL	Test:	VOC-TCLVOA-10

File ID/Qc Batch:	Dilution:	Prep Date	Date Analyzed	Prep Batch ID
VD031632.D	1		11/24/10	VD112310

CAS Number	Parameter	Conc.	Qualifier	MDL	LOD	LOQ	Units
TARGETS							
75-71-8	Dichlorodifluoromethane	0.5	U	0.2	0.5	1	ug/L
74-87-3	Chloromethane	0.5	U	0.2	0.5	1	ug/L
75-01-4	Vinyl Chloride	0.5	U	0.34	0.5	1	ug/L
74-83-9	Bromomethane	0.5	U	0.2	0.5	1	ug/L
75-00-3	Chloroethane	0.5	U	0.2	0.5	1	ug/L
75-69-4	Trichlorofluoromethane	0.5	U	0.35	0.5	1	ug/L
76-13-1	1,1,2-Trichlorotrifluoroethane	0.5	U	0.45	0.5	1	ug/L
75-35-4	1,1-Dichloroethene	0.5	U	0.47	0.5	1	ug/L
67-64-1	Acetone	2.5	U	0.5	2.5	5	ug/L
75-15-0	Carbon Disulfide	0.5	U	0.2	0.5	1	ug/L
1634-04-4	Methyl tert-butyl Ether	0.5	U	0.35	0.5	1	ug/L
79-20-9	Methyl Acetate	0.5	U	0.2	0.5	1	ug/L
75-09-2	Methylene Chloride	0.5	U	0.41	0.5	1	ug/L
156-60-5	trans-1,2-Dichloroethene	0.5	U	0.41	0.5	1	ug/L
75-34-3	1,1-Dichloroethane	0.5	U	0.36	0.5	1	ug/L
110-82-7	Cyclohexane	0.5	U	0.2	0.5	1	ug/L
78-93-3	2-Butanone	2.5	U	1.3	2.5	5	ug/L
56-23-5	Carbon Tetrachloride	0.5	U	0.2	0.5	1	ug/L
156-59-2	cis-1,2-Dichloroethene	0.5	U	0.35	0.5	1	ug/L
67-66-3	Chloroform	0.5	U	0.34	0.5	1	ug/L
71-55-6	1,1,1-Trichloroethane	0.5	U	0.4	0.5	1	ug/L
108-87-2	Methylcyclohexane	0.5	U	0.2	0.5	1	ug/L
71-43-2	Benzene	0.5	U	0.32	0.5	1	ug/L
107-06-2	1,2-Dichloroethane	0.5	U	0.48	0.5	1	ug/L
79-01-6	Trichloroethene	0.5	U	0.28	0.5	1	ug/L
78-87-5	1,2-Dichloropropane	0.5	U	0.46	0.5	1	ug/L
75-27-4	Bromodichloromethane	0.5	U	0.36	0.5	1	ug/L
108-10-1	4-Methyl-2-Pentanone	2.5	U	2.1	2.5	5	ug/L
108-88-3	Toluene	0.5	U	0.37	0.5	1	ug/L
10061-02-6	t-1,3-Dichloropropene	0.5	U	0.29	0.5	1	ug/L
10061-01-5	cis-1,3-Dichloropropene	0.5	U	0.31	0.5	1	ug/L
79-00-5	1,1,2-Trichloroethane	0.5	U	0.38	0.5	1	ug/L
591-78-6	2-Hexanone	2.5	U	1.9	2.5	5	ug/L
124-48-1	Dibromochloromethane	0.5	U	0.2	0.5	1	ug/L
106-93-4	1,2-Dibromoethane	0.5	U	0.41	0.5	1	ug/L

Report of Analysis

Client:	Tetra Tech NUS, Inc.	Date Collected:	11/15/10
Project:	Bethpage CTO-066	Date Received:	11/17/10
Client Sample ID:	BP-VPB127-GW-447-C	SDG No.:	B4281
Lab Sample ID:	B4281-02	Matrix:	WATER
Analytical Method:	SW8260B	% Moisture:	100
Sample Wt/Vol:	5 Units: mL	Final Vol:	5000 uL
Soil Aliquot Vol:	uL	Test:	VOC-TCLVOA-10

File ID/Qc Batch:	Dilution:	Prep Date	Date Analyzed	Prep Batch ID
VD031632.D	1		11/24/10	VD112310

CAS Number	Parameter	Conc.	Qualifier	MDL	LOD	LOQ	Units
127-18-4	Tetrachloroethene	0.5	U	0.27	0.5	1	ug/L
108-90-7	Chlorobenzene	0.5	U	0.49	0.5	1	ug/L
100-41-4	Ethyl Benzene	0.5	U	0.2	0.5	1	ug/L
179601-23-1	m/p-Xylenes	1	U	0.95	1	2	ug/L
95-47-6	o-Xylene	0.5	U	0.43	0.5	1	ug/L
100-42-5	Styrene	0.5	U	0.36	0.5	1	ug/L
75-25-2	Bromoform	0.5	U	0.47	0.5	1	ug/L
98-82-8	Isopropylbenzene	0.5	U	0.45	0.5	1	ug/L
79-34-5	1,1,2,2-Tetrachloroethane	0.5	U	0.31	0.5	1	ug/L
541-73-1	1,3-Dichlorobenzene	0.5	U	0.43	0.5	1	ug/L
106-46-7	1,4-Dichlorobenzene	0.5	U	0.32	0.5	1	ug/L
95-50-1	1,2-Dichlorobenzene	0.5	U	0.45	0.5	1	ug/L
96-12-8	1,2-Dibromo-3-Chloropropane	0.5	U	0.46	0.5	1	ug/L
120-82-1	1,2,4-Trichlorobenzene	0.5	U	0.2	0.5	1	ug/L
SURROGATES							
17060-07-0	1,2-Dichloroethane-d4	45.2		66 - 150		90%	SPK: 50
1868-53-7	Dibromofluoromethane	49.8		76 - 130		100%	SPK: 50
2037-26-5	Toluene-d8	42.5		78 - 121		85%	SPK: 50
460-00-4	4-Bromofluorobenzene	53.8		70 - 131		108%	SPK: 50
INTERNAL STANDARDS							
363-72-4	Pentafluorobenzene	634595	4.17				
540-36-3	1,4-Difluorobenzene	840805	4.79				
3114-55-4	Chlorobenzene-d5	1026840	7.78				
3855-82-1	1,4-Dichlorobenzene-d4	511176	9.71				

U = Not Detected
 LOQ = Limit of Quantitation
 MDL = Method Detection Limit
 LOD = Limit of Detection
 E = Value Exceeds Calibration Range

J = Estimated Value
 B = Analyte Found in Associated Method Blank
 N = Presumptive Evidence of a Compound
 * = Values outside of QC limits
 D = Dilution

Report of Analysis

Client:	Tetra Tech NUS, Inc.	Date Collected:	11/15/10
Project:	Bethpage CTO-066	Date Received:	11/17/10
Client Sample ID:	BP-VPB127-GW-487-C	SDG No.:	B4281
Lab Sample ID:	B4281-03	Matrix:	WATER
Analytical Method:	SW8260B	% Moisture:	100
Sample Wt/Vol:	5 Units: mL	Final Vol:	5000 uL
Soil Aliquot Vol:	uL	Test:	VOC-TCLVOA-10

File ID/Qc Batch:	Dilution:	Prep Date	Date Analyzed	Prep Batch ID
VD031765.D	1		11/29/10	VD112910

CAS Number	Parameter	Conc.	Qualifier	MDL	LOD	LOQ	Units
TARGETS							
75-71-8	Dichlorodifluoromethane	0.5	U	0.2	0.5	1	ug/L
74-87-3	Chloromethane	0.5	U	0.2	0.5	1	ug/L
75-01-4	Vinyl Chloride	0.5	U	0.34	0.5	1	ug/L
74-83-9	Bromomethane	0.5	U	0.2	0.5	1	ug/L
75-00-3	Chloroethane	0.5	U	0.2	0.5	1	ug/L
75-69-4	Trichlorofluoromethane	0.5	U	0.35	0.5	1	ug/L
76-13-1	1,1,2-Trichlorotrifluoroethane	0.5	U	0.45	0.5	1	ug/L
75-35-4	1,1-Dichloroethene	0.5	U	0.47	0.5	1	ug/L
67-64-1	Acetone	2.5	U	0.5	2.5	5	ug/L
75-15-0	Carbon Disulfide	0.5	U	0.2	0.5	1	ug/L
1634-04-4	Methyl tert-butyl Ether	0.5	U	0.35	0.5	1	ug/L
79-20-9	Methyl Acetate	0.5	U	0.2	0.5	1	ug/L
75-09-2	Methylene Chloride	0.5	U	0.41	0.5	1	ug/L
156-60-5	trans-1,2-Dichloroethene	0.5	U	0.41	0.5	1	ug/L
75-34-3	1,1-Dichloroethane	0.5	U	0.36	0.5	1	ug/L
110-82-7	Cyclohexane	0.5	U	0.2	0.5	1	ug/L
78-93-3	2-Butanone	2.5	U	1.3	2.5	5	ug/L
56-23-5	Carbon Tetrachloride	0.5	U	0.2	0.5	1	ug/L
156-59-2	cis-1,2-Dichloroethene	0.5	U	0.35	0.5	1	ug/L
67-66-3	Chloroform	0.5	U	0.34	0.5	1	ug/L
71-55-6	1,1,1-Trichloroethane	0.5	U	0.4	0.5	1	ug/L
108-87-2	Methylcyclohexane	0.5	U	0.2	0.5	1	ug/L
71-43-2	Benzene	0.5	U	0.32	0.5	1	ug/L
107-06-2	1,2-Dichloroethane	0.5	U	0.48	0.5	1	ug/L
79-01-6	Trichloroethene	0.5	U	0.28	0.5	1	ug/L
78-87-5	1,2-Dichloropropane	0.5	U	0.46	0.5	1	ug/L
75-27-4	Bromodichloromethane	0.5	U	0.36	0.5	1	ug/L
108-10-1	4-Methyl-2-Pentanone	2.5	U	2.1	2.5	5	ug/L
108-88-3	Toluene	0.5	U	0.37	0.5	1	ug/L
10061-02-6	t-1,3-Dichloropropene	0.5	U	0.29	0.5	1	ug/L
10061-01-5	cis-1,3-Dichloropropene	0.5	U	0.31	0.5	1	ug/L
79-00-5	1,1,2-Trichloroethane	0.5	U	0.38	0.5	1	ug/L
591-78-6	2-Hexanone	2.5	U	1.9	2.5	5	ug/L
124-48-1	Dibromochloromethane	0.5	U	0.2	0.5	1	ug/L
106-93-4	1,2-Dibromoethane	0.5	U	0.41	0.5	1	ug/L

Report of Analysis

Client:	Tetra Tech NUS, Inc.	Date Collected:	11/15/10
Project:	Bethpage CTO-066	Date Received:	11/17/10
Client Sample ID:	BP-VPB127-GW-487-C	SDG No.:	B4281
Lab Sample ID:	B4281-03	Matrix:	WATER
Analytical Method:	SW8260B	% Moisture:	100
Sample Wt/Vol:	5 Units: mL	Final Vol:	5000 uL
Soil Aliquot Vol:	uL	Test:	VOC-TCLVOA-10

File ID/Qc Batch:	Dilution:	Prep Date	Date Analyzed	Prep Batch ID
VD031765.D	1		11/29/10	VD112910

CAS Number	Parameter	Conc.	Qualifier	MDL	LOD	LOQ	Units
127-18-4	Tetrachloroethene	0.5	U	0.27	0.5	1	ug/L
108-90-7	Chlorobenzene	0.5	U	0.49	0.5	1	ug/L
100-41-4	Ethyl Benzene	0.5	U	0.2	0.5	1	ug/L
179601-23-1	m/p-Xylenes	1	U	0.95	1	2	ug/L
95-47-6	o-Xylene	0.5	U	0.43	0.5	1	ug/L
100-42-5	Styrene	0.5	U	0.36	0.5	1	ug/L
75-25-2	Bromoform	0.5	U	0.47	0.5	1	ug/L
98-82-8	Isopropylbenzene	0.5	U	0.45	0.5	1	ug/L
79-34-5	1,1,2,2-Tetrachloroethane	0.5	U	0.31	0.5	1	ug/L
541-73-1	1,3-Dichlorobenzene	0.5	U	0.43	0.5	1	ug/L
106-46-7	1,4-Dichlorobenzene	0.5	U	0.32	0.5	1	ug/L
95-50-1	1,2-Dichlorobenzene	0.5	U	0.45	0.5	1	ug/L
96-12-8	1,2-Dibromo-3-Chloropropane	0.5	U	0.46	0.5	1	ug/L
120-82-1	1,2,4-Trichlorobenzene	0.5	U	0.2	0.5	1	ug/L
SURROGATES							
17060-07-0	1,2-Dichloroethane-d4	47.6		66 - 150		95%	SPK: 50
1868-53-7	Dibromofluoromethane	54.2		76 - 130		108%	SPK: 50
2037-26-5	Toluene-d8	44.9		78 - 121		90%	SPK: 50
460-00-4	4-Bromofluorobenzene	58.4		70 - 131		117%	SPK: 50
INTERNAL STANDARDS							
363-72-4	Pentafluorobenzene	607274	4.14				
540-36-3	1,4-Difluorobenzene	783717	4.76				
3114-55-4	Chlorobenzene-d5	909356	7.76				
3855-82-1	1,4-Dichlorobenzene-d4	497979	9.69				

U = Not Detected
 LOQ = Limit of Quantitation
 MDL = Method Detection Limit
 LOD = Limit of Detection
 E = Value Exceeds Calibration Range

J = Estimated Value
 B = Analyte Found in Associated Method Blank
 N = Presumptive Evidence of a Compound
 * = Values outside of QC limits
 D = Dilution

Report of Analysis

Client:	Tetra Tech NUS, Inc.	Date Collected:	11/16/10
Project:	Bethpage CTO-066	Date Received:	11/17/10
Client Sample ID:	BP-VPB127-GW-507-C	SDG No.:	B4281
Lab Sample ID:	B4281-04	Matrix:	WATER
Analytical Method:	SW8260B	% Moisture:	100
Sample Wt/Vol:	5 Units: mL	Final Vol:	5000 uL
Soil Aliquot Vol:	uL	Test:	VOC-TCLVOA-10

File ID/Qc Batch:	Dilution:	Prep Date	Date Analyzed	Prep Batch ID
VD031627.D	1		11/23/10	VD112310

CAS Number	Parameter	Conc.	Qualifier	MDL	LOD	LOQ	Units
TARGETS							
75-71-8	Dichlorodifluoromethane	0.5	U	0.2	0.5	1	ug/L
74-87-3	Chloromethane	0.5	U	0.2	0.5	1	ug/L
75-01-4	Vinyl Chloride	0.5	U	0.34	0.5	1	ug/L
74-83-9	Bromomethane	0.5	U	0.2	0.5	1	ug/L
75-00-3	Chloroethane	0.5	U	0.2	0.5	1	ug/L
75-69-4	Trichlorofluoromethane	0.5	U	0.35	0.5	1	ug/L
76-13-1	1,1,2-Trichlorotrifluoroethane	0.5	U	0.45	0.5	1	ug/L
75-35-4	1,1-Dichloroethene	0.5	U	0.47	0.5	1	ug/L
67-64-1	Acetone	2.5	U	0.5	2.5	5	ug/L
75-15-0	Carbon Disulfide	0.5	U	0.2	0.5	1	ug/L
1634-04-4	Methyl tert-butyl Ether	0.5	U	0.35	0.5	1	ug/L
79-20-9	Methyl Acetate	0.5	U	0.2	0.5	1	ug/L
75-09-2	Methylene Chloride	0.5	U	0.41	0.5	1	ug/L
156-60-5	trans-1,2-Dichloroethene	0.5	U	0.41	0.5	1	ug/L
75-34-3	1,1-Dichloroethane	0.5	U	0.36	0.5	1	ug/L
110-82-7	Cyclohexane	0.5	U	0.2	0.5	1	ug/L
78-93-3	2-Butanone	2.5	U	1.3	2.5	5	ug/L
56-23-5	Carbon Tetrachloride	0.5	U	0.2	0.5	1	ug/L
156-59-2	cis-1,2-Dichloroethene	0.5	U	0.35	0.5	1	ug/L
67-66-3	Chloroform	0.5	U	0.34	0.5	1	ug/L
71-55-6	1,1,1-Trichloroethane	0.5	U	0.4	0.5	1	ug/L
108-87-2	Methylcyclohexane	0.5	U	0.2	0.5	1	ug/L
71-43-2	Benzene	0.5	U	0.32	0.5	1	ug/L
107-06-2	1,2-Dichloroethane	0.5	U	0.48	0.5	1	ug/L
79-01-6	Trichloroethene	0.5	U	0.28	0.5	1	ug/L
78-87-5	1,2-Dichloropropane	0.5	U	0.46	0.5	1	ug/L
75-27-4	Bromodichloromethane	0.5	U	0.36	0.5	1	ug/L
108-10-1	4-Methyl-2-Pentanone	2.5	U	2.1	2.5	5	ug/L
108-88-3	Toluene	0.5	U	0.37	0.5	1	ug/L
10061-02-6	t-1,3-Dichloropropene	0.5	U	0.29	0.5	1	ug/L
10061-01-5	cis-1,3-Dichloropropene	0.5	U	0.31	0.5	1	ug/L
79-00-5	1,1,2-Trichloroethane	0.5	U	0.38	0.5	1	ug/L
591-78-6	2-Hexanone	2.5	U	1.9	2.5	5	ug/L
124-48-1	Dibromochloromethane	0.5	U	0.2	0.5	1	ug/L
106-93-4	1,2-Dibromoethane	0.5	U	0.41	0.5	1	ug/L

Report of Analysis

Client:	Tetra Tech NUS, Inc.	Date Collected:	11/16/10
Project:	Bethpage CTO-066	Date Received:	11/17/10
Client Sample ID:	BP-VPB127-GW-507-C	SDG No.:	B4281
Lab Sample ID:	B4281-04	Matrix:	WATER
Analytical Method:	SW8260B	% Moisture:	100
Sample Wt/Vol:	5 Units: mL	Final Vol:	5000 uL
Soil Aliquot Vol:	uL	Test:	VOC-TCLVOA-10
File ID/Qc Batch:	Dilution:	Prep Date	Date Analyzed
VD031627.D	1		11/23/10
			Prep Batch ID
			VD112310

CAS Number	Parameter	Conc.	Qualifier	MDL	LOD	LOQ	Units
127-18-4	Tetrachloroethene	0.5	U	0.27	0.5	1	ug/L
108-90-7	Chlorobenzene	0.5	U	0.49	0.5	1	ug/L
100-41-4	Ethyl Benzene	0.5	U	0.2	0.5	1	ug/L
179601-23-1	m/p-Xylenes	1	U	0.95	1	2	ug/L
95-47-6	o-Xylene	0.5	U	0.43	0.5	1	ug/L
100-42-5	Styrene	0.5	U	0.36	0.5	1	ug/L
75-25-2	Bromoform	0.5	U	0.47	0.5	1	ug/L
98-82-8	Isopropylbenzene	0.5	U	0.45	0.5	1	ug/L
79-34-5	1,1,2,2-Tetrachloroethane	0.5	U	0.31	0.5	1	ug/L
541-73-1	1,3-Dichlorobenzene	0.5	U	0.43	0.5	1	ug/L
106-46-7	1,4-Dichlorobenzene	0.5	U	0.32	0.5	1	ug/L
95-50-1	1,2-Dichlorobenzene	0.5	U	0.45	0.5	1	ug/L
96-12-8	1,2-Dibromo-3-Chloropropane	0.5	U	0.46	0.5	1	ug/L
120-82-1	1,2,4-Trichlorobenzene	0.5	U	0.2	0.5	1	ug/L
SURROGATES							
17060-07-0	1,2-Dichloroethane-d4	51.2		66 - 150		102%	SPK: 50
1868-53-7	Dibromofluoromethane	51		76 - 130		102%	SPK: 50
2037-26-5	Toluene-d8	42.4		78 - 121		85%	SPK: 50
460-00-4	4-Bromofluorobenzene	56.7		70 - 131		113%	SPK: 50
INTERNAL STANDARDS							
363-72-4	Pentafluorobenzene	689262	4.17				
540-36-3	1,4-Difluorobenzene	968561	4.8				
3114-55-4	Chlorobenzene-d5	1164290	7.79				
3855-82-1	1,4-Dichlorobenzene-d4	656843	9.71				

U = Not Detected
 LOQ = Limit of Quantitation
 MDL = Method Detection Limit
 LOD = Limit of Detection
 E = Value Exceeds Calibration Range

J = Estimated Value
 B = Analyte Found in Associated Method Blank
 N = Presumptive Evidence of a Compound
 * = Values outside of QC limits
 D = Dilution

Report of Analysis

Client:	Tetra Tech NUS, Inc.	Date Collected:	11/16/10
Project:	Bethpage CTO-066	Date Received:	11/17/10
Client Sample ID:	BP-VPB127-GW-527-C	SDG No.:	B4281
Lab Sample ID:	B4281-05	Matrix:	WATER
Analytical Method:	SW8260B	% Moisture:	100
Sample Wt/Vol:	5 Units: mL	Final Vol:	5000 uL
Soil Aliquot Vol:	uL	Test:	VOC-TCLVOA-10

File ID/Qc Batch:	Dilution:	Prep Date	Date Analyzed	Prep Batch ID
VD031634.D	1		11/24/10	VD112310

CAS Number	Parameter	Conc.	Qualifier	MDL	LOD	LOQ	Units
TARGETS							
75-71-8	Dichlorodifluoromethane	0.5	U	0.2	0.5	1	ug/L
74-87-3	Chloromethane	0.5	U	0.2	0.5	1	ug/L
75-01-4	Vinyl Chloride	0.5	U	0.34	0.5	1	ug/L
74-83-9	Bromomethane	0.5	U	0.2	0.5	1	ug/L
75-00-3	Chloroethane	0.5	U	0.2	0.5	1	ug/L
75-69-4	Trichlorofluoromethane	0.5	U	0.35	0.5	1	ug/L
76-13-1	1,1,2-Trichlorotrifluoroethane	0.5	U	0.45	0.5	1	ug/L
75-35-4	1,1-Dichloroethene	0.5	U	0.47	0.5	1	ug/L
67-64-1	Acetone	2.5	U	0.5	2.5	5	ug/L
75-15-0	Carbon Disulfide	0.5	U	0.2	0.5	1	ug/L
1634-04-4	Methyl tert-butyl Ether	0.5	U	0.35	0.5	1	ug/L
79-20-9	Methyl Acetate	0.5	U	0.2	0.5	1	ug/L
75-09-2	Methylene Chloride	0.5	U	0.41	0.5	1	ug/L
156-60-5	trans-1,2-Dichloroethene	0.5	U	0.41	0.5	1	ug/L
75-34-3	1,1-Dichloroethane	0.5	U	0.36	0.5	1	ug/L
110-82-7	Cyclohexane	0.5	U	0.2	0.5	1	ug/L
78-93-3	2-Butanone	2.5	U	1.3	2.5	5	ug/L
56-23-5	Carbon Tetrachloride	0.5	U	0.2	0.5	1	ug/L
156-59-2	cis-1,2-Dichloroethene	0.5	U	0.35	0.5	1	ug/L
67-66-3	Chloroform	0.5	U	0.34	0.5	1	ug/L
71-55-6	1,1,1-Trichloroethane	0.5	U	0.4	0.5	1	ug/L
108-87-2	Methylcyclohexane	0.5	U	0.2	0.5	1	ug/L
71-43-2	Benzene	0.5	U	0.32	0.5	1	ug/L
107-06-2	1,2-Dichloroethane	0.5	U	0.48	0.5	1	ug/L
79-01-6	Trichloroethene	0.5	U	0.28	0.5	1	ug/L
78-87-5	1,2-Dichloropropane	0.5	U	0.46	0.5	1	ug/L
75-27-4	Bromodichloromethane	0.5	U	0.36	0.5	1	ug/L
108-10-1	4-Methyl-2-Pentanone	2.5	U	2.1	2.5	5	ug/L
108-88-3	Toluene	0.5	U	0.37	0.5	1	ug/L
10061-02-6	t-1,3-Dichloropropene	0.5	U	0.29	0.5	1	ug/L
10061-01-5	cis-1,3-Dichloropropene	0.5	U	0.31	0.5	1	ug/L
79-00-5	1,1,2-Trichloroethane	0.5	U	0.38	0.5	1	ug/L
591-78-6	2-Hexanone	2.5	U	1.9	2.5	5	ug/L
124-48-1	Dibromochloromethane	0.5	U	0.2	0.5	1	ug/L
106-93-4	1,2-Dibromoethane	0.5	U	0.41	0.5	1	ug/L

Report of Analysis

Client:	Tetra Tech NUS, Inc.	Date Collected:	11/16/10
Project:	Bethpage CTO-066	Date Received:	11/17/10
Client Sample ID:	BP-VPB127-GW-527-C	SDG No.:	B4281
Lab Sample ID:	B4281-05	Matrix:	WATER
Analytical Method:	SW8260B	% Moisture:	100
Sample Wt/Vol:	5 Units: mL	Final Vol:	5000 uL
Soil Aliquot Vol:	uL	Test:	VOC-TCLVOA-10
File ID/Qc Batch:	Dilution:	Prep Date	Date Analyzed
VD031634.D	1		11/24/10
			Prep Batch ID
			VD112310

CAS Number	Parameter	Conc.	Qualifier	MDL	LOD	LOQ	Units
127-18-4	Tetrachloroethene	0.5	U	0.27	0.5	1	ug/L
108-90-7	Chlorobenzene	0.5	U	0.49	0.5	1	ug/L
100-41-4	Ethyl Benzene	0.5	U	0.2	0.5	1	ug/L
179601-23-1	m/p-Xylenes	1	U	0.95	1	2	ug/L
95-47-6	o-Xylene	0.5	U	0.43	0.5	1	ug/L
100-42-5	Styrene	0.5	U	0.36	0.5	1	ug/L
75-25-2	Bromoform	0.5	U	0.47	0.5	1	ug/L
98-82-8	Isopropylbenzene	0.5	U	0.45	0.5	1	ug/L
79-34-5	1,1,2,2-Tetrachloroethane	0.5	U	0.31	0.5	1	ug/L
541-73-1	1,3-Dichlorobenzene	0.5	U	0.43	0.5	1	ug/L
106-46-7	1,4-Dichlorobenzene	0.5	U	0.32	0.5	1	ug/L
95-50-1	1,2-Dichlorobenzene	0.5	U	0.45	0.5	1	ug/L
96-12-8	1,2-Dibromo-3-Chloropropane	0.5	U	0.46	0.5	1	ug/L
120-82-1	1,2,4-Trichlorobenzene	0.5	U	0.2	0.5	1	ug/L
SURROGATES							
17060-07-0	1,2-Dichloroethane-d4	46.1		66 - 150		92%	SPK: 50
1868-53-7	Dibromofluoromethane	48.5		76 - 130		97%	SPK: 50
2037-26-5	Toluene-d8	40.9		78 - 121		82%	SPK: 50
460-00-4	4-Bromofluorobenzene	50.9		70 - 131		102%	SPK: 50
INTERNAL STANDARDS							
363-72-4	Pentafluorobenzene	640298	4.17				
540-36-3	1,4-Difluorobenzene	904793	4.79				
3114-55-4	Chlorobenzene-d5	1037560	7.78				
3855-82-1	1,4-Dichlorobenzene-d4	532433	9.71				

U = Not Detected
 LOQ = Limit of Quantitation
 MDL = Method Detection Limit
 LOD = Limit of Detection
 E = Value Exceeds Calibration Range

J = Estimated Value
 B = Analyte Found in Associated Method Blank
 N = Presumptive Evidence of a Compound
 * = Values outside of QC limits
 D = Dilution

Report of Analysis

Client:	Tetra Tech NUS, Inc.	Date Collected:	11/15/10
Project:	Bethpage CTO-066	Date Received:	11/17/10
Client Sample ID:	BP-VPB-TB-111510-C	SDG No.:	B4281
Lab Sample ID:	B4281-01	Matrix:	WATER
Analytical Method:	SW8260B	% Moisture:	100
Sample Wt/Vol:	5 Units: mL	Final Vol:	5000 uL
Soil Aliquot Vol:	uL	Test:	VOC-TCLVOA-10

File ID/Qc Batch:	Dilution:	Prep Date	Date Analyzed	Prep Batch ID
VD031764.D	1		11/29/10	VD112910

CAS Number	Parameter	Conc.	Qualifier	MDL	LOD	LOQ	Units
TARGETS							
75-71-8	Dichlorodifluoromethane	0.5	U	0.2	0.5	1	ug/L
74-87-3	Chloromethane	0.5	U	0.2	0.5	1	ug/L
75-01-4	Vinyl Chloride	0.5	U	0.34	0.5	1	ug/L
74-83-9	Bromomethane	0.5	U	0.2	0.5	1	ug/L
75-00-3	Chloroethane	0.5	U	0.2	0.5	1	ug/L
75-69-4	Trichlorofluoromethane	0.5	U	0.35	0.5	1	ug/L
76-13-1	1,1,2-Trichlorotrifluoroethane	0.5	U	0.45	0.5	1	ug/L
75-35-4	1,1-Dichloroethene	0.5	U	0.47	0.5	1	ug/L
67-64-1	Acetone	2.5	U	0.5	2.5	5	ug/L
75-15-0	Carbon Disulfide	0.5	U	0.2	0.5	1	ug/L
1634-04-4	Methyl tert-butyl Ether	0.5	U	0.35	0.5	1	ug/L
79-20-9	Methyl Acetate	0.5	U	0.2	0.5	1	ug/L
75-09-2	Methylene Chloride	0.5	U	0.41	0.5	1	ug/L
156-60-5	trans-1,2-Dichloroethene	0.5	U	0.41	0.5	1	ug/L
75-34-3	1,1-Dichloroethane	0.5	U	0.36	0.5	1	ug/L
110-82-7	Cyclohexane	0.5	U	0.2	0.5	1	ug/L
78-93-3	2-Butanone	2.5	U	1.3	2.5	5	ug/L
56-23-5	Carbon Tetrachloride	0.5	U	0.2	0.5	1	ug/L
156-59-2	cis-1,2-Dichloroethene	0.5	U	0.35	0.5	1	ug/L
67-66-3	Chloroform	0.5	U	0.34	0.5	1	ug/L
71-55-6	1,1,1-Trichloroethane	0.5	U	0.4	0.5	1	ug/L
108-87-2	Methylcyclohexane	0.5	U	0.2	0.5	1	ug/L
71-43-2	Benzene	0.5	U	0.32	0.5	1	ug/L
107-06-2	1,2-Dichloroethane	0.5	U	0.48	0.5	1	ug/L
79-01-6	Trichloroethene	0.5	U	0.28	0.5	1	ug/L
78-87-5	1,2-Dichloropropane	0.5	U	0.46	0.5	1	ug/L
75-27-4	Bromodichloromethane	0.5	U	0.36	0.5	1	ug/L
108-10-1	4-Methyl-2-Pentanone	2.5	U	2.1	2.5	5	ug/L
108-88-3	Toluene	0.5	U	0.37	0.5	1	ug/L
10061-02-6	t-1,3-Dichloropropene	0.5	U	0.29	0.5	1	ug/L
10061-01-5	cis-1,3-Dichloropropene	0.5	U	0.31	0.5	1	ug/L
79-00-5	1,1,2-Trichloroethane	0.5	U	0.38	0.5	1	ug/L
591-78-6	2-Hexanone	2.5	U	1.9	2.5	5	ug/L
124-48-1	Dibromochloromethane	0.5	U	0.2	0.5	1	ug/L
106-93-4	1,2-Dibromoethane	0.5	U	0.41	0.5	1	ug/L

Report of Analysis

Client:	Tetra Tech NUS, Inc.	Date Collected:	11/15/10
Project:	Bethpage CTO-066	Date Received:	11/17/10
Client Sample ID:	BP-VPB-TB-111510-C	SDG No.:	B4281
Lab Sample ID:	B4281-01	Matrix:	WATER
Analytical Method:	SW8260B	% Moisture:	100
Sample Wt/Vol:	5 Units: mL	Final Vol:	5000 uL
Soil Aliquot Vol:	uL	Test:	VOC-TCLVOA-10

File ID/Qc Batch:	Dilution:	Prep Date	Date Analyzed	Prep Batch ID
VD031764.D	1		11/29/10	VD112910

CAS Number	Parameter	Conc.	Qualifier	MDL	LOD	LOQ	Units
127-18-4	Tetrachloroethene	0.5	U	0.27	0.5	1	ug/L
108-90-7	Chlorobenzene	0.5	U	0.49	0.5	1	ug/L
100-41-4	Ethyl Benzene	0.5	U	0.2	0.5	1	ug/L
179601-23-1	m/p-Xylenes	1	U	0.95	1	2	ug/L
95-47-6	o-Xylene	0.5	U	0.43	0.5	1	ug/L
100-42-5	Styrene	0.5	U	0.36	0.5	1	ug/L
75-25-2	Bromoform	0.5	U	0.47	0.5	1	ug/L
98-82-8	Isopropylbenzene	0.5	U	0.45	0.5	1	ug/L
79-34-5	1,1,2,2-Tetrachloroethane	0.5	U	0.31	0.5	1	ug/L
541-73-1	1,3-Dichlorobenzene	0.5	U	0.43	0.5	1	ug/L
106-46-7	1,4-Dichlorobenzene	0.5	U	0.32	0.5	1	ug/L
95-50-1	1,2-Dichlorobenzene	0.5	U	0.45	0.5	1	ug/L
96-12-8	1,2-Dibromo-3-Chloropropane	0.5	U	0.46	0.5	1	ug/L
120-82-1	1,2,4-Trichlorobenzene	0.5	U	0.2	0.5	1	ug/L
SURROGATES							
17060-07-0	1,2-Dichloroethane-d4	47.7		66 - 150		95%	SPK: 50
1868-53-7	Dibromofluoromethane	54		76 - 130		108%	SPK: 50
2037-26-5	Toluene-d8	52.8		78 - 121		106%	SPK: 50
460-00-4	4-Bromofluorobenzene	61.6		70 - 131		123%	SPK: 50
INTERNAL STANDARDS							
363-72-4	Pentafluorobenzene	595836	4.14				
540-36-3	1,4-Difluorobenzene	771324	4.77				
3114-55-4	Chlorobenzene-d5	913753	7.76				
3855-82-1	1,4-Dichlorobenzene-d4	494134	9.69				

U = Not Detected
LOQ = Limit of Quantitation
MDL = Method Detection Limit
LOD = Limit of Detection
E = Value Exceeds Calibration Range

J = Estimated Value
B = Analyte Found in Associated Method Blank
N = Presumptive Evidence of a Compound
* = Values outside of QC limits
D = Dilution

Section 5
VPB 127 Chain of Custody Records



105150

PROJECT NO: 112G00622	FACILITY: BETHPAGE OU-2	PROJECT MANAGER D BRAYACK	PHONE NUMBER 757-461-3824	LABORATORY NAME AND CONTACT: ECO TEST /
SAMPLERS (SIGNATURE) <i>SJ Conti</i>	CTO-066	FIELD OPERATIONS LEADER S CONTI	PHONE NUMBER 412 551 2629	ADDRESS
CARRIER/WAYBILL NUMBER PICK UP BY ECO TEST (JOSH)			CITY, STATE	

STANDARD TAT
RUSH TAT
 24 hr. 48 hr. 72 hr. 7 day 14 day

DATE YEAR	TIME	SAMPLE ID	LOCATION ID	TOP DEPTH (FT)	BOTTOM DEPTH (FT)	MATRIX (GW, SO, SW, SD, QC, ETC.)	COLLECTION METHOD GRAB (G) COMP (C)	No. OF CONTAINERS	CONTAINER TYPE PLASTIC (P) or GLASS (G)	PRESERVATIVE USED	TYPE OF ANALYSIS	COMMENTS
11/4	0830	BP-VPB-TB-110910	TB	-	-	QC	G	2	2		VOCs (40ml)	← TRIP BLANK
11/4	1520	BP-VPB127-GW-057	VB127	56	57	GW	G	2	2			
11/5	0945	BP-VPB127-GW-097	"	96	97	GW	G	2	2			

1. RELINQUISHED BY <i>SJ Conti</i>	DATE 11/5/10	TIME 1130	1. RECEIVED BY <i>Josh</i>	DATE 11/5/10	TIME 12:30
2. RELINQUISHED BY <i>[Signature]</i>	DATE 11/5/10	TIME 12:04	2. RECEIVED BY <i>[Signature]</i>	DATE 11/5/10	TIME 12:04
3. RELINQUISHED BY	DATE	TIME	3. RECEIVED BY	DATE	TIME

COMMENTS



105219

14

PROJECT NO: 112G00622	FACILITY: BETHPAGE 002	PROJECT MANAGER D BRAYACK	PHONE NUMBER 757 461 3824	LABORATORY NAME AND CONTACT: ECO TEST
SAMPLERS (SIGNATURE) SJ Conti		FIELD OPERATIONS LEADER S CONTI	PHONE NUMBER 412 551 2629	ADDRESS
		CARRIER/WAYBILL NUMBER PICK UP (ECO TEST) JOSH	CITY, STATE	

DATE YEAR	TIME	SAMPLE ID	LOCATION ID	TOP DEPTH (FT)	BOTTOM DEPTH (FT)	MATRIX (GW, SO, SW, SD, QC, ETC.)	COLLECTION METHOD GRAB (G) COMP (C)	No. OF CONTAINERS	CONTAINER TYPE PLASTIC (P) or GLASS (G)		PRESERVATIVE USED	COMMENTS
									TYPE OF ANALYSIS			
11/8	1025	BP-VPB-TB-110810	TB	-	-	QC	G	2	2			
11/8	1030	BP-VPB127-GW-153	VPB127	152	153	GW	G	2	2			
11/8	1540	BP-VPB127-GW-207	"	206	207	GW	G	2	2			
11/9	0925	BP-VPB127-GW-227	"	226	227	GW	G	2	2			
11/9	1115	BP-VPB127-GW-247	"	246	247	GW	G	2	2			
11/9	1315	BP-VPB127-GW-267	"	266	267	GW	G	2	2			
11/10	1100	BP-VPB127-GW-287	"	286	287	GW	G	2	2			

1. RELINQUISHED BY SJ Conti	DATE 11/10/10	TIME 1200	1. RECEIVED BY ECO TEST Josh Shinn	DATE 11/10/10	TIME 12:50
2. RELINQUISHED BY <i>[Signature]</i>	DATE 11/10/10	TIME 13:55	2. RECEIVED BY <i>[Signature]</i>	DATE 11/10/10	TIME 13:55
3. RELINQUISHED BY	DATE	TIME	3. RECEIVED BY	DATE	TIME

COMMENTS: **Outlet Temp = 0.40 / 1**



PROJECT NO: 112600622	FACILITY: BETHPAGE OU 2	PROJECT MANAGER D. BRZYACK	PHONE NUMBER 757-461-3824	LABORATORY NAME AND CONTACT: ECO TEST
SAMPLERS (SIGNATURE) <i>SJ Conti</i>		FIELD OPERATIONS LEADER S CONTI	PHONE NUMBER 412 551 2629	ADDRESS
CARRIER/WAYBILL NUMBER PICK UP BY ECO TEST			CITY, STATE	

STANDARD TAT
RUSH TAT
 24 hr. 48 hr. 72 hr. 7 day 14 day

CONTAINER TYPE
PLASTIC (P) or GLASS (G)
40C HEL G

PRESERVATIVE USED

DATE YEAR	TIME	SAMPLE ID	LOCATION ID	TOP DEPTH (FT)	BOTTOM DEPTH (FT)	MATRIX (GW, SO, SW, SD, QC, ETC.)	COLLECTION METHOD GRAB (G) COMP (C)	No. OF CONTAINERS	TYPE OF ANALYSIS VOCs (40 ml)	COMMENTS
11/10	1230	BP-VPB-TB-11010	TB	-	-	QC	G	2		
11/10	1305	BP-VPB127-GW-307	VPB 127	306	307	GW	G	2		
11/10	1500	BP-VPB127-GW-327	"	326	327	GW	G	2		
11/11	0940	BP-VPB127-GW-347	"	346	347	GW	G	2		
11/11	1130	BP-VPB127-GW-367	"	366	367	GW	G	2		
11/11	1345	BP-VPB127-GW-387	"	386	387	GW	G	2		
11/11	1530	BP-VPB127-GW-407	"	406	407	GW	G	2		
11/12	1000	BP-VPB127-GW-427	"	426	427	GW	G	2		

1. RELINQUISHED BY <i>SJ Conti</i>	DATE 11/12/10	TIME 1230	1. RECEIVED BY <i>Joe Shriver</i>	DATE 11/12/10	TIME 2:00
2. RELINQUISHED BY <i>Joe Shriver</i>	DATE 11/12/10	TIME 14:28	2. RECEIVED BY <i>[Signature]</i>	DATE 11/12/10	TIME 14:28
3. RELINQUISHED BY	DATE	TIME	3. RECEIVED BY	DATE	TIME

COMMENTS
Temp = 0-8°C



PROJECT NO: 112600622		FACILITY: BETHPAGE OU 2		PROJECT MANAGER D BRAYACK		PHONE NUMBER 757 461 3824		LABORATORY NAME AND CONTACT: ECO TEST				
SAMPLERS (SIGNATURE) SJ Conti		FIELD OPERATIONS LEADER S CONTI		PHONE NUMBER 412 551 2629		ADDRESS				CITY, STATE		
STANDARD TAT <input type="checkbox"/>		RUSH TAT <input type="checkbox"/>		CARRIER/WAYBILL NUMBER PICK UP (ECO TEST) JOSH		CONTAINER TYPE PLASTIC (P) or GLASS (G)		TYPE OF ANALYSIS VOCs (40ml) 4°C HCL G				
<input type="checkbox"/> 24 hr. <input checked="" type="checkbox"/> 48 hr. <input type="checkbox"/> 72 hr. <input type="checkbox"/> 7 day <input type="checkbox"/> 14 day						PRESERVATIVE USED						
DATE YEAR	TIME	SAMPLE ID	LOCATION ID	TOP DEPTH (FT)	BOTTOM DEPTH (FT)	MATRIX (GW, SO, SW, SD, QC, ETC.)	COLLECTION METHOD GRAB (G) COMP (C)	No. OF CONTAINERS	COMMENTS			
11/15	0930	BP-VPB-TB-111310	TB	-	-	QC	G	2				
11/15	1130	BP-VPB127-GW-447	VPB 127	446	447	GW	G	2	SENT DUP TO CHEMTECH			
11/15	1310	BP-VPB127-GW-467	"	466	467	GW	G	2				
11/15	1500	BP-VPB127-GW-487	"	486	487	GW	G	2	DUP TO CHEMTECH			
11/16	0945	BP-VPB127-GW-507	"	506	507	GW	G	2	" " "			
11/16	1200	BP-VPB127-GW-527	"	526	527	GW	G	2	" " "			
11/16	1410	BP-VPB127-GW-547	"	546	547	GW	G	2				
11/16	1600	BP-VPB127-GW-567	"	566	567	GW	G	2				
11/17	1015	BP-VPB127-GW-587	"	586	587	GW	G	2				

1. RELINQUISHED BY SJ Conti	DATE 11/17/10	TIME 1230	1. RECEIVED BY ECO TEST [Signature]	DATE 11/17/10	TIME 1:12
2. RELINQUISHED BY [Signature]	DATE	TIME 14:07	2. RECEIVED BY	DATE	TIME 14:07
3. RELINQUISHED BY	DATE	TIME	3. RECEIVED BY	DATE	TIME

COMMENTS



PROJECT NO: 112G00622	FACILITY: BEHPAGE OU 2	PROJECT MANAGER D BRAYACK	PHONE NUMBER 757 461 3824	LABORATORY NAME AND CONTACT: ECO TEST
SAMPLERS (SIGNATURE) <i>SJ Conti</i>		FIELD OPERATIONS LEADER S CONTI	PHONE NUMBER 412 551 2629	ADDRESS
CARRIER/WAYBILL NUMBER PICK UP ECO TEST (JOSH)			CITY, STATE	

STANDARD TAT <input type="checkbox"/>	CONTAINER TYPE PLASTIC (P) or GLASS (G)
RUSH TAT <input type="checkbox"/>	PRESERVATIVE USED
<input type="checkbox"/> 24 hr. <input checked="" type="checkbox"/> 48 hr. <input type="checkbox"/> 72 hr. <input type="checkbox"/> 7 day <input type="checkbox"/> 14 day	<i>40C HCL G</i>
<i>TYPE OF ANALYSIS</i> VOCs (40ml)	

DATE YEAR	TIME	SAMPLE ID	LOCATION ID	TOP DEPTH (FT)	BOTTOM DEPTH (FT)	MATRIX (GW, SO, SW, SD, QC, ETC.)	COLLECTION METHOD GRAB (G) COMP (C)	No. OF CONTAINERS	COMMENTS
11/17	1230	BP-VPB-TB-111710	TB	-	-	QC	G	2	
11/17	1220	BP-VPB127-GW-607	VPB 127	606	607	GW	G	2	
11/17	1410	BP-VPB127-GW-627	"	626	627	GW	G	2	
11/17	1600	BP-VPB127-GW-647	"	646	647	GW	G	2	
11/18	1030	BP-VPB127-GW-667	"	666	667	GW	G	2	
11/18	1230	BP-VPB127-GW-687	"	686	687	GW	G	1	ONLY ENOUGH VOL FOR 1 VIAL.
11/18	1440	BP-VPB127-GW-707	"	706	707	GW	G	2	
11/19	1045	BP-VPB127-GW-727	"	726	727	GW	G	2	

1. RELINQUISHED BY <i>SJ Conti</i>	DATE 11/19/10	TIME 1200	1. RECEIVED BY <i>Josh Shinn</i>	DATE 11/19/10	TIME 12:48
2. RELINQUISHED BY <i>Josh Shinn</i>	DATE 11/19/10	TIME 13:48	2. RECEIVED BY <i>[Signature]</i>	DATE 11/19/10	TIME 13:48
3. RELINQUISHED BY	DATE	TIME	3. RECEIVED BY	DATE	TIME



PROJECT NO: 112G00622	FACILITY: BETHPAGE 002	PROJECT MANAGER D. BRAYACK	PHONE NUMBER 957 461 3824	LABORATORY NAME AND CONTACT: ECO TEST
SAMPLERS (SIGNATURE) <i>S Contu</i>		FIELD OPERATIONS LEADER S CONTI	PHONE NUMBER 412 551 2629	ADDRESS
CARRIER/WAYBILL NUMBER PICK UP (JOSH)			CITY, STATE	

STANDARD TAT
RUSH TAT
 24 hr. 48 hr. 72 hr. 7 day 14 day

DATE YEAR	TIME	SAMPLE ID	LOCATION ID	TOP DEPTH (FT)	BOTTOM DEPTH (FT)	MATRIX (GW, SO, SW, SD, QC, ETC.)	COLLECTION METHOD GRAB (G) COMP (C)	No. OF CONTAINERS	CONTAINER TYPE PLASTIC (P) or GLASS (G)	PRESERVATIVE USED	TYPE OF ANALYSIS VOC's (40ml)	COMMENTS
11/22	1030	BP-VPB-TB-112210	TB	-	-	QC	G	2				
11/22	1110	BP-VPB127-GW-747	VPB 127	746	747	GW	G	2				
11/22	1330	BP-VPB127-GW-787	"	786	787	GW	G	1				
11/22	1515	BP-VPB127-GW-807	"	806	807	GW	G	2				

1. RELINQUISHED BY <i>S Contu</i>	DATE 11/23/10	TIME 1330	1. RECEIVED BY <i>Joe Shi</i>	DATE 11/23/10	TIME 1:16
2. RELINQUISHED BY <i>Joe Shi</i>	DATE 11/23/10	TIME 14:14	2. RECEIVED BY <i>[Signature]</i>	DATE 11/23/10	TIME 14:14
3. RELINQUISHED BY	DATE	TIME	3. RECEIVED BY	DATE	TIME

DISTRIBUTION: WHITE (ACCOMPANIES SAMPLE) 180 YELLOW (FIELD COPY) PINK (FILE COPY)



TETRA TECH NUS, INC.

CHAIN OF CUSTODY

NUMBER **Nº 128431**

PAGE **1** OF **1**
908 728 3143

B4281

PROJECT NO: 112G00622	FACILITY: BETHPAGE 002	PROJECT MANAGER D BRAYACK	PHONE NUMBER 757 461 3824	LABORATORY NAME AND CONTACT: CHEMTECH / K. HUMMEL
SAMPLERS (SIGNATURE) SjContic	OTO 066	FIELD OPERATIONS LEADER S CONTI #	PHONE NUMBER 412 551 2629	ADDRESS 284 SHEFFIELD ST.
CARRIER/WAYBILL NUMBER FED EX 8735 5966 0781			CITY, STATE MOUNTAINSIDE, NJ 07092	

STANDARD TAT
RUSH TAT
 24 hr. 48 hr. 72 hr. 7 day 14 day

DATE YEAR	TIME	SAMPLE ID	LOCATION ID	TOP DEPTH (FT)	BOTTOM DEPTH (FT)	MATRIX (GW, SO, SW, SD, QC, ETC.)	COLLECTION METHOD GRAB (G) COMP (C)	No. OF CONTAINERS	CONTAINER TYPE PLASTIC (P) or GLASS (G)	PRESERVATIVE USED	TYPE OF ANALYSIS	COMMENTS
11/15	0935	BP-VPB-TB-111510-C	TB	1	1	QC	G	2	2			
11/15	1130	BP-VPB127-GW-447-C	VPB 127	446	447	GW	G	2	2			
11/15	1500	BP-VPB127-GW-487-C	"	486	487	GW	G	2	2			
11/16	0945	BP-VPB127-GW-507-C	"	506	507	GW	G	2	2			VERY TURBID.
11/16	1200	BP-VPB127-GW-527-C	"	526	527	GW	G	2	2			

1. RELINQUISHED BY SjContic	DATE 11/16/10	TIME 1500	1. RECEIVED BY FED EX	DATE	TIME
2. RELINQUISHED BY	DATE	TIME	2. RECEIVED BY	DATE	TIME
3. RELINQUISHED BY Fed Ex	DATE 11/17/10	TIME 7:25	3. RECEIVED BY Ken Luma	DATE 11/17/10	TIME 9:25

COMMENTS **Temp: 4°C**

Section 6
VPB 127 Data Validation Package



TO: D. BRAYACK **DATE:** JANUARY 25, 2011
FROM: MICHELLE L. ALLEN **COPIES:** DV FILE
SUBJECT: ORGANIC DATA VALIDATION – VOC
NAVAL WEAPONS INDUSTRIAL RESERVE PLANT (NWIRP), BETHPAGE
CTO 066
SAMPLE DELIVERY GROUP (SDG) B4281

SAMPLES: 5/Aqueous/VOC
BP-VPB-TB-111510-C BP-VPB127-GW-447-C BP-VPB127-GW-487-C
BP-VPB127-GW-507-C BP-VPB127-GW-527-C

Overview

The sample set for NWIRP Bethpage, SDG B4281 consisted of four (4) aqueous environmental samples and one (1) aqueous trip blank. All five (5) aqueous samples were analyzed for volatile organic compounds (VOC). No field duplicate sample pair was associated with this sample data group (SDG).

The samples were collected by Tetra Tech on November 15 and 16, 2010 and analyzed by Chemtech. All analyses were conducted in accordance with EPA Method SW-846 8260B analytical and reporting protocols. The data contained in this SDG was validated with regard to the following parameters:

- * • Data completeness
- * • Hold times
- * • GC/MS System Tuning and Performance
- Initial/continuing calibrations
- * • Laboratory Method Blank Results
- * • Surrogate Spike Recoveries
- * • Internal Standard Recoveries
- * • Laboratory Control Sample/Laboratory Control Sample Duplicate Recoveries
- * • Matrix Spike/Matrix Spike Duplicate Results
- * • Compound Identification
- * • Compound Quantitation
- * • Detection Limits

The symbol (*) indicates that all quality control criteria were met for this parameter. Qualified analytical results are presented in Appendix A, results as reported by the laboratory are presented in Appendix B, Region II data validation forms are presented in Appendix C, and documentation supporting these findings is presented in Appendix D.

Volatile (VOC)

The initial and continuing calibrations for acetone performed on instrument MSVOAD had Relative Response Factors (RRFs) less than the 0.05 quality control criterion. All samples in this SDG were affected. The non-detected results reported for acetone were qualified as rejected, (UR).

The Percent Differences (%Ds) for bromomethane and dibromochloromethane exceeded the 20% quality control limit for the continuing calibration performed on instrument MSVOAD on 12/23/10 @ 18:20. Samples BP-VPB127-GW-447-C, BP-VPB127-GW-507-C, and BP-VPB127-GW-527-C were affected. Only non-detected results were reported for these compounds in the affected sample and these non-detects were qualified as estimated, (UJ).

Additional Comments

Non-detected results are reported to the Limit of Detection (LOD).

EXECUTIVE SUMMARY


Laboratory Performance Issues: Initial and continuing calibrations for acetone had RRFs below the quality control criterion resulting in rejection of the non-detected results. Some compounds were estimated due to continuing calibration %Ds greater than their respective quality control limit. The VOC LCS/LSD had %Rs and RPDs outside the quality control limits.

Other Factors Affecting Data Quality: Non-detected results are reported to the LOD.

The data for these analyses were reviewed with reference to the SOP #HW-24 Revision #2, October 2006, USEPA Region II Hazardous Waste Support Branch Validating Volatile Organic Compounds by Gas Chromatography/Mass Spectrometry SW-846 Method 8260B (August 2008), EPA Method 624, and the Department of Defense (DoD) document entitled "Quality Systems Manual (QSM) for Environmental Laboratories" (January 2006).



TetraTech NUS
Michelle L. Allen
Chemist/Data Validator



TetraTech NUS
Joseph A. Samchuck
Data Validation Quality Assurance Officer

Attachments:

1. Appendix A - Qualified Analytical Results
2. Appendix B - Results as Reported by the Laboratory
3. Appendix C - Region II Data Validation Forms
4. Appendix D - Support Documentation

Appendix A

Qualified Analytical Results

Data Validation Qualifier Codes:

- A = Lab Blank Contamination
- B = Field Blank Contamination
- C = Calibration Noncompliance (e.g. % RSDs, %Ds, ICVs, CCVs, RRFs, etc.)
- C01 = GC/MS Tuning Noncompliance
- D = MS/MSD Recovery Noncompliance
- E = LCS/LCSD Recovery Noncompliance
- F = Lab Duplicate Imprecision
- G = Field Duplicate Imprecision
- H = Holding Time Exceedance
- I = ICP Serial Dilution Noncompliance
- J = GFAA PDS - GFAA MSA's $r < 0.995$ / ICP PDS Recovery Noncompliance
- K = ICP Interference - includes ICS % R Noncompliance
- L = Instrument Calibration Range Exceedance
- M = Sample Preservation Noncompliance
- N = Internal Standard Noncompliance
- N01 = Internal Standard Recovery Noncompliance Dioxins
- N02 = Recovery Standard Noncompliance Dioxins
- N03 = Clean-up Standard Noncompliance Dioxins
- O = Poor Instrument Performance (e.g. base-line drifting)
- P = Uncertainty near detection limit ($< 2 \times$ IDL for inorganics and $< CRQL$ for organics)
- Q = Other problems (can encompass a number of issues; e.g. chromatography,interferences, etc.)
- R = Surrogates Recovery Noncompliance
- S = Pesticide/PCB Resolution
- T = % Breakdown Noncompliance for DDT and Endrin
- U = % Difference between columns/detectors $>25\%$ for positive results determined via GC/HPLC
- V = Non-linear calibrations; correlation coefficient $r < 0.995$
- W = EMPC result
- X = Signal to noise response drop
- Y = Percent solids $<30\%$
- Z = Uncertainty at 2 sigma deviation is greater than sample activity

PROJ_NO: 00622	NSAMPLE	BP-VPB127-GW-447-C			BP-VPB127-GW-487-C			BP-VPB127-GW-507-C			BP-VPB127-GW-527-C		
SDG: B4281	LAB_ID	B4281-02			B4281-03			B4281-04			B4281-05		
FRACTION: OV	SAMP_DATE	11/15/2010			11/15/2010			11/16/2010			11/16/2010		
MEDIA: WATER	QC_TYPE	NM			NM			NM			NM		
	UNITS	UG/L			UG/L			UG/L			UG/L		
	PCT_SOLIDS	100.0			100.0			100.0			100.0		
	DUP_OF												
PARAMETER	RESULT	VQL	QLCD	RESULT	VQL	QLCD	RESULT	VQL	QLCD	RESULT	VQL	QLCD	
1,1,1-TRICHLOROETHANE	0.5	U		0.5	U		0.5	U		0.5	U		
1,1,2,2-TETRACHLOROETHANE	0.5	U		0.5	U		0.5	U		0.5	U		
1,1,2-TRICHLOROETHANE	0.5	U		0.5	U		0.5	U		0.5	U		
1,1,2-TRICHLOROTRIFLUOROETHANE	0.5	U		0.5	U		0.5	U		0.5	U		
1,1-DICHLOROETHANE	0.5	U		0.5	U		0.5	U		0.5	U		
1,1-DICHLOROETHENE	0.5	U		0.5	U		0.5	U		0.5	U		
1,2,4-TRICHLOROBENZENE	0.5	U		0.5	U		0.5	U		0.5	U		
1,2-DIBROMO-3-CHLOROPROPANE	0.5	U		0.5	U		0.5	U		0.5	U		
1,2-DIBROMOETHANE	0.5	U		0.5	U		0.5	U		0.5	U		
1,2-DICHLOROBENZENE	0.5	U		0.5	U		0.5	U		0.5	U		
1,2-DICHLOROETHANE	0.5	U		0.5	U		0.5	U		0.5	U		
1,2-DICHLOROPROPANE	0.5	U		0.5	U		0.5	U		0.5	U		
1,3-DICHLOROBENZENE	0.5	U		0.5	U		0.5	U		0.5	U		
1,4-DICHLOROBENZENE	0.5	U		0.5	U		0.5	U		0.5	U		
2-BUTANONE	2.5	U		2.5	U		2.5	U		2.5	U		
2-HEXANONE	2.5	U		2.5	U		2.5	U		2.5	U		
4-METHYL-2-PENTANONE	2.5	U		2.5	U		2.5	U		2.5	U		
ACETONE	2.5	UR	C	2.5	UR	C	2.5	UR	C	2.5	UR	C	
BENZENE	0.5	U		0.5	U		0.5	U		0.5	U		
BROMODICHLOROMETHANE	0.5	U		0.5	U		0.5	U		0.5	U		
BROMOFORM	0.5	U		0.5	U		0.5	U		0.5	U		
BROMOMETHANE	0.5	UJ	C	0.5	U		0.5	UJ	C	0.5	UJ	C	
CARBON DISULFIDE	0.5	U		0.5	U		0.5	U		0.5	U		
CARBON TETRACHLORIDE	0.5	U		0.5	U		0.5	U		0.5	U		
CHLOROBENZENE	0.5	U		0.5	U		0.5	U		0.5	U		
CHLORODIBROMOMETHANE	0.5	UJ	C	0.5	U		0.5	UJ	C	0.5	UJ	C	
CHLOROETHANE	0.5	U		0.5	U		0.5	U		0.5	U		
CHLOROFORM	0.5	U		0.5	U		0.5	U		0.5	U		
CHLOROMETHANE	0.5	U		0.5	U		0.5	U		0.5	U		
CIS-1,2-DICHLOROETHENE	0.5	U		0.5	U		0.5	U		0.5	U		
CIS-1,3-DICHLOROPROPENE	0.5	U		0.5	U		0.5	U		0.5	U		
CYCLOHEXANE	0.5	U		0.5	U		0.5	U		0.5	U		
DICHLORODIFLUOROMETHANE	0.5	U		0.5	U		0.5	U		0.5	U		
ETHYLBENZENE	0.5	U		0.5	U		0.5	U		0.5	U		
ISOPROPYLBENZENE	0.5	U		0.5	U		0.5	U		0.5	U		

PROJ_NO: 00622 SDG: B4281 FRACTION: OV MEDIA: WATER	NSAMPLE	BP-VPB-TB-111510-C		
	LAB_ID	B4281-01		
	SAMP_DATE	11/15/2010		
	QC_TYPE	NM		
	UNITS	UG/L		
	PCT_SOLIDS	100.0		
DUP_OF				
PARAMETER	RESULT	VQL	QLCD	
1,1,1-TRICHLOROETHANE	0.5	U		
1,1,2,2-TETRACHLOROETHANE	0.5	U		
1,1,2-TRICHLOROETHANE	0.5	U		
1,1,2-TRICHLOROTRIFLUOROETHANE	0.5	U		
1,1-DICHLOROETHANE	0.5	U		
1,1-DICHLOROETHENE	0.5	U		
1,2,4-TRICHLOROBENZENE	0.5	U		
1,2-DIBROMO-3-CHLOROPROPANE	0.5	U		
1,2-DIBROMOETHANE	0.5	U		
1,2-DICHLOROBENZENE	0.5	U		
1,2-DICHLOROETHANE	0.5	U		
1,2-DICHLOROPROPANE	0.5	U		
1,3-DICHLOROBENZENE	0.5	U		
1,4-DICHLOROBENZENE	0.5	U		
2-BUTANONE	2.5	U		
2-HEXANONE	2.5	U		
4-METHYL-2-PENTANONE	2.5	U		
ACETONE	2.5	UR	C	
BENZENE	0.5	U		
BROMODICHLOROMETHANE	0.5	U		
BROMOFORM	0.5	U		
BROMOMETHANE	0.5	U		
CARBON DISULFIDE	0.5	U		
CARBON TETRACHLORIDE	0.5	U		
CHLOROBENZENE	0.5	U		
CHLORODIBROMOMETHANE	0.5	U		
CHLOROETHANE	0.5	U		
CHLOROFORM	0.5	U		
CHLOROMETHANE	0.5	U		
CIS-1,2-DICHLOROETHENE	0.5	U		
CIS-1,3-DICHLOROPROPENE	0.5	U		
CYCLOHEXANE	0.5	U		
DICHLORODIFLUOROMETHANE	0.5	U		
ETHYLBENZENE	0.5	U		
ISOPROPYLBENZENE	0.5	U		

PROJ_NO: 00622 SDG: B4281 FRACTION: OV MEDIA: WATER	NSAMPLE	BP-VPB127-GW-447-C			BP-VPB127-GW-487-C			BP-VPB127-GW-507-C			BP-VPB127-GW-527-C		
	LAB_ID	B4281-02			B4281-03			B4281-04			B4281-05		
	SAMP_DATE	11/15/2010			11/15/2010			11/16/2010			11/16/2010		
	QC_TYPE	NM			NM			NM			NM		
	UNITS	UG/L			UG/L			UG/L			UG/L		
	PCT_SOLIDS	100.0			100.0			100.0			100.0		
	DUP_OF												
PARAMETER	RESULT	VQL	QLCD	RESULT	VQL	QLCD	RESULT	VQL	QLCD	RESULT	VQL	QLCD	
M+P-XYLENES	1	U		1	U		1	U		1	U		
METHYL ACETATE	0.5	U		0.5	U		0.5	U		0.5	U		
METHYL CYCLOHEXANE	0.5	U		0.5	U		0.5	U		0.5	U		
METHYL TERT-BUTYL ETHER	0.5	U		0.5	U		0.5	U		0.5	U		
METHYLENE CHLORIDE	0.5	U		0.5	U		0.5	U		0.5	U		
O-XYLENE	0.5	U		0.5	U		0.5	U		0.5	U		
STYRENE	0.5	U		0.5	U		0.5	U		0.5	U		
TETRACHLOROETHENE	0.5	U		0.5	U		0.5	U		0.5	U		
TOLUENE	0.5	U		0.5	U		0.5	U		0.5	U		
TRANS-1,2-DICHLOROETHENE	0.5	U		0.5	U		0.5	U		0.5	U		
TRANS-1,3-DICHLOROPROPENE	0.5	U		0.5	U		0.5	U		0.5	U		
TRICHLOROETHENE	0.5	U		0.5	U		0.5	U		0.5	U		
TRICHLOROFLUOROMETHANE	0.5	U		0.5	U		0.5	U		0.5	U		
VINYL CHLORIDE	0.5	U		0.5	U		0.5	U		0.5	U		

PROJ_NO: 00622 SDG: B4281 FRACTION: OV MEDIA: WATER	NSAMPLE	BP-VPB-TB-111510-C		
	LAB_ID	B4281-01		
	SAMP_DATE	11/15/2010		
	QC_TYPE	NM		
	UNITS	UG/L		
	PCT_SOLIDS	100.0		
	DUP_OF			
PARAMETER	RESULT	VQL	QLCD	
M+P-XYLENES	1	U		
METHYL ACETATE	0.5	U		
METHYL CYCLOHEXANE	0.5	U		
METHYL TERT-BUTYL ETHER	0.5	U		
METHYLENE CHLORIDE	0.5	U		
O-XYLENE	0.5	U		
STYRENE	0.5	U		
TETRACHLOROETHENE	0.5	U		
TOLUENE	0.5	U		
TRANS-1,2-DICHLOROETHENE	0.5	U		
TRANS-1,3-DICHLOROPROPENE	0.5	U		
TRICHLOROETHENE	0.5	U		
TRICHLOROFUOROMETHANE	0.5	U		
VINYL CHLORIDE	0.5	U		

Section 7

VPB 127 Detected Compounds Table

**DETECTED COMPOUNDS FOR VERTICAL PROFILE BORING 127
NAVAL WEAPONS INDUSTRIAL RESERVE PLANT
BETHPAGE, NEW YORK**

No.	Sample ID	Depth (feet bgs) ¹	Total VOCs (µg/L) ²	TCE	PCE	1,1 DCA	1,1 DCE	1,1,1 TCA	Chloro form	Benz.	Tol.	Ace.	Styrene	MEK	tert BME	Carbon Disulfide	Ethyl Benzene	2- Hexanone	Chloro- methane	Methyl isobutyl ketone
1	BP-VPB127-GW-057	57	ND									13 B	0.11 J	1.5 J						
2	BP-VPB127-GW-097	97	0.8	0.6 J					0.2 JB			9 B								
3	BP-VPB127-GW-153	153	21.6	10		1.5	4.5	5.2	0.4 J	0.14 J		18		2.9 J	0.4 J					
4	BP-VPB127-GW-207	207	15.2	4.6		3.3	2.9	3.9	0.5			2.1 J		0.2 J						
5	BP-VPB127-GW-227	227	1.4			1.2	0.2 J				0.15 J	6.1		1 J		0.4 J				
6	BP-VPB127-GW-247	247	ND									3.3 J				0.5 J				
7	BP-VPB127-GW-267	267	ND									4.1		0.8 J		0.6 J				
8	BP-VPB127-GW-287	287	ND									6.1		0.9 J		0.3 J				
9	BP-VPB127-GW-307	307	ND																	
10	BP-VPB127-GW-327	327	ND							0.13 J		9.4		1.2 J						
11	BP-VPB127-GW-347	347	ND									3.1 J								
12	BP-VPB127-GW-367	367	ND									2 J								
13	BP-VPB127-GW-387	387	ND									1.9 J								
14	BP-VPB127-GW-407	407	ND																	
15	BP-VPB127-GW-427	427	ND									2.5 J								
16	BP-VPB127-GW-447	447	ND									3.2 J		0.8 J						
17	BP-VPB127-GW-467	467	ND							0.16 J	0.12 J	12		1.6 J			0.11 J			
18	BP-VPB127-GW-487	487	ND							0.1 J										
19	BP-VPB127-GW-507	507	ND									11		1.1 J						
20	BP-VPB127-GW-527	527	ND																	
21	BP-VPB127-GW-547	547	ND							0.11 J		13		1.9 J						
22	BP-VPB127-GW-567	567	ND							0.1 J		5.6								
23	BP-VPB127-GW-587	587	ND									9.2		1.1 J						
24	BP-VPB127-GW-607	607	ND																	
25	BP-VPB127-GW-627	627	ND							0.16 J		17		3.6			0.1 J	1.1 J		
26	BP-VPB127-GW-647	647	ND																	
27	BP-VPB127-GW-667	667	ND							0.12 J		12		1.4 J						
28	BP-VPB127-GW-687	687	ND							0.14 J		14		2.1 J						
29	BP-VPB127-GW-707	707	ND							0.13 J		16		2.5 J						
30	BP-VPB127-GW-727	727	ND									4.4		0.9 J						
31	BP-VPB127-GW-747	747	ND									5.4		0.9 J						
32	BP-VPB127-GW-787	787	ND									30		3.3 J		0.7			0.29 J	0.86 J
33	BP-VPB127-GW-807	807	ND									7.7								

Notes:

bgs: Below ground surface
µg/L: micrograms per liter
ND: Not detected
NA: Not applicable
All results are in µg/L
TCE: Trichloroethene
PCE: Tetrachloroethene
1,1 DCA: 1,1-Dichloroethane
1,1 DCE: 1,1-Dichloroethene
1,1,1 TCA: 1,1,1 Trichloroethane

Benz.: Benzene
Tol.: Toluene
Ace.: Acetone
MEK: Methyl Ethyl Ketone
tert BME: tert. ButylMethylEther

¹ Samples were taken on 20-foot centers starting at 200 ft bgs to the total depth of the borehole. Where a sample could not be obtained from the designated interval, an attempt was made at the next 10-foot interval or at the direction of the site geologist.

² TCE, PCE, 1,1-DCA, 1,1-DCE, 1,1,1-TCA, and

Data presented is unvalidated data from laboratory Form Is.

Section 8

BPOW 1-3

- Well Repair Log**
- Well Development Record**
- GW Sample Logs**
- Analytical Data Sheets**
- Chain of Custody Records**
- Validation Package**



Tetra Tech NUS, Inc.

OVERBURDEN MONITORING WELL SHEET FLUSH - MOUNT

WELL NO.: BPOW 1-3

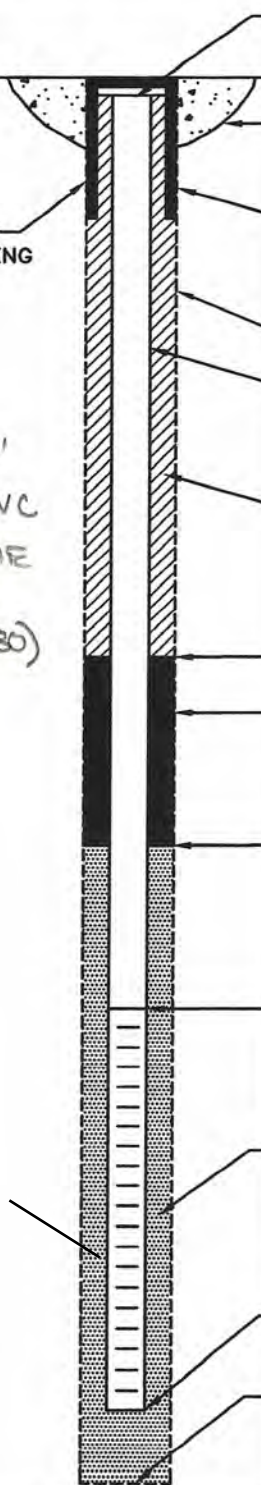
REPAIR OF EXIST.
1-3

PROJECT <u>OU-2 GW</u>	LOCATION <u>BETHPAGE</u>	DRILLER <u>EVERY</u>
PROJECT NO. <u>112600622</u>	BORING <u>BPOW 1-3</u>	DRILLING METHOD <u>NA</u>
DATE BEGUN <u>10-12-10</u>	DATE COMPLETED _____	DEVELOPMENT METHOD <u>AIR/PUMP</u>
FIELD GEOLOGIST <u>CONTI</u>	DATUM _____	
GROUND ELEVATION _____		

ACAD:FORM_MWFM.dwg 07/20/99 INL

FLUSH MOUNT
SURFACE CASING
WITH LOCK

PLACED 2"
SCH 80 PVC
INSIDE THE
EXISTING
4"Ø (SCH 80)



ELEVATION TOP OF RISER: _____

TYPE OF SURFACE SEAL: FLUSH MT
EXISTING

TYPE OF PROTECTIVE CASING: STEEL

I.D. OF PROTECTIVE CASING: NA

DIAMETER OF HOLE: 8"Ø INITIAL

TYPE OF RISER PIPE: PVC

RISER PIPE I.D.: 2"Ø SCH 80

TYPE OF BACKFILL/SEAL: CEMENT/BENTONITE
GROUT

ELEVATION/DEPTH TOP OF SEAL: _____ 336

TYPE OF SEAL: 1/4" TIME RELEASE
BENTONITE PELLETS
FILPRO WG 0 (10')

ELEVATION/DEPTH TOP OF SAND: _____ 352

1

ELEVATION/DEPTH TOP OF SCREEN: _____ 372

TYPE OF SCREEN: PVC

SLOT SIZE x LENGTH: 10 SL x 40

TYPE OF SAND PACK: FILPRO WG #1
QUARTZ SAND (20')

DIAMETER OF HOLE IN BEDROCK: _____

ELEVATION / DEPTH BOTTOM OF SCREEN: _____ 412

ELEVATION / DEPTH BOTTOM OF SAND: _____ 412

ELEVATION/DEPTH BOTTOM OF HOLE: _____ 412

BACKFILL MATERIAL BELOW SAND: NA



Tetra Tech NUS, Inc.

MONITORING WELL DEVELOPMENT RECORD

Page 1 of 1

Well: BPOW 1-3 Depth to Bottom (ft.): ~412' BGS Responsible Personnel: Conti
 Site: BETHPAGE OU2 GW Static Water Level Before (ft.): 30.05 Drilling Co.: Delta
 Date Installed: _____ Static Water Level After (ft.): _____ Project Name: Bethpage OU-2 Offsite GW
 Date Developed: 10/18/10 Screen Length (ft.): 40 Project Number 112G00622
 Dev. Method: PUMP Specific Capacity: _____
 Pump Type: 2" GRUNDFOS Casing ID (in.): _____

267 GPM (2" φ INSIDE OF EXIST. 4" SCH 80.)
 (REPAIRED WELL.)

Time	Estimated Sediment Thickness (Ft.)	Cumulative Water Volume (Gal.)	Water Level Readings (Ft. below TOC)	Temperature (Degrees C)	pH	Specific Conductance (Units _____)	Turbidity (NTU)	Remarks (odor, color, etc.)
1050	—		—	—	—	—	—	
1100	—	70	31.60	14.81	4.21	.236	42.8	SL. CLOUDY
1110	—	140	31.60	13.97	4.22	.123	2.9	CLEAR. PH PAPER=5
1120	—	210	31.60	13.50	4.15	.118	0.6	"
1130	—	280	31.60	13.25	4.13	.118	1.2	"
1140	—	350	31.60	13.09	4.11	.116	0.4	"
1150	—	420	31.60	13.10	4.11	.115	1.1	"
1210	—	560	31.60	13.17	4.11	.116	1.0	"
1220	—	630	31.60	13.05	4.14	.121	0.8	"
1240	—	770	31.60	13.23	4.13	.118	1.1	"
1250	—	840	31.60	13.05	4.11	.119	1.5	"
1300	—	910	31.60	—	—	—	—	"
1310	—	980	31.60	13.21	4.13	.120	1.4	"



GROUNDWATER SAMPLE LOG SHEET

Project Site Name: BETHPAGE OU-2 OFFSITE GW
 Project No.: 112G00622
PRE-DESIGN FIELD INVES

Sample ID No.: 1 BP-OW-1-3
 Sample Location: BPDW 1-3
 Sampled By: SJC

- Domestic Well Data
- Monitoring Well Data
- Other Well Type: _____
- QA Sample Type: _____

C.O.C. No.: 028425
 Type of Sample:
 Low Concentration
 High Concentration

SAMPLING DATA:

Date:	Color	pH	S.C.	Temp.	Turbidity	DO	ORP	Other
Time:	Visual	Standard	mS/cm	Degrees C	NTU	mg/l	mV	NA
10/18/10	CLEAR	4.13	120	13.21	1.4	NA	NA	-

PURGE DATA:

Date:	10/18/10							
Method:	PUMP							
Monitor Reading (ppm):	0							
Well Casing Diameter & Material	SEE WELL DEV SHEET							
Type:	2" φ PVC SCH 80	FOR PURGE DATA.						
Total Well Depth (TD):	~412							
Static Water Level (WL):	30.05							
One Casing Volume(gal/L):								
Start Purge (hrs):	1050							
End Purge (hrs):	1310							
Total Purge Time (min):	140							
Total Vol. Purged (gal/L):	980							

SAMPLE COLLECTION INFORMATION: Strike thru analysis not required

Analysis	Preservative	Container Requirements	Collected
VOCs	HCL/4 DEG C	2-40ml Glass Vials	✓

OBSERVATIONS / NOTES:

2" MW = 0.163 gal/ft

Sample taken at discreet intervals using a hydropunch sampler unless otherwise noted.

Not enough volume for water quality parameters
 Check box if not enough volume.

NA

Used pH paper instead of water quality meter
 Check box if used pH paper.

NA

PURGING WAS PART OF
 DEV. SLOWED PUMP
 DOWN @ 1300 AND
 SAMPLED FROM A
 VALVED SAMPLE PORT

Circle if Applicable:

MS/MSD

Duplicate ID No.:

Signature(s):

SJC Conti



284 Sheffield Street, Mountainside, New Jersey 07092 Phone : 908 789 8900 Fax : 908 789 8922

Report Of Analysis

Client :	Tetra Tech NUS, Inc.	Date Collected :	12/08/10					
Project Id :	Bethpage CTO-066	Date Received :	12/10/10					
Test :	VOC-TCLVOA-10	Lab Sample ID :	B4488-06					
SDG ID :	B4488	Customer Sample No. :	BP0W1-3-20101208					
% Moisture :	100	Analytical Method :	EPA SW846 8260					
DataFile :	VG032068.D	Result Type :	Final					
CasNumber	Parameter	Results	Qualifier	Units	DL	RT/RL	DF	DIL/RE
75-71-8	Dichlorodifluoromethane	ND	U	ug/L	0.20	1.0	1	
74-87-3	Chloromethane	ND	U	ug/L	0.20	1.0	1	
75-01-4	Vinyl Chloride	ND	U	ug/L	0.34	1.0	1	
74-83-9	Bromomethane	ND	U	ug/L	0.20	1.0	1	
75-00-3	Chloroethane	ND	U	ug/L	0.20	1.0	1	
75-69-4	Trichlorofluoromethane	ND	U	ug/L	0.35	1.0	1	
76-13-1	1,1,2-Trichlorotrifluoroethane	ND	U	ug/L	0.45	1.0	1	
75-35-4	1,1-Dichloroethene	ND	U	ug/L	0.47	1.0	1	
67-64-1	Acetone	ND	U	ug/L	0.50	5.0	1	
75-15-0	Carbon Disulfide	ND	U	ug/L	0.20	1.0	1	
1634-04-4	Methyl tert-butyl Ether	ND	U	ug/L	0.35	1.0	1	
79-20-9	Methyl Acetate	ND	U	ug/L	0.20	1.0	1	
75-09-2	Methylene Chloride	ND	U	ug/L	0.41	1.0	1	
156-60-5	trans-1,2-Dichloroethene	ND	U	ug/L	0.41	1.0	1	
75-34-3	1,1-Dichloroethane	ND	U	ug/L	0.36	1.0	1	
110-82-7	Cyclohexane	ND	U	ug/L	0.20	1.0	1	
78-93-3	2-Butanone	ND	U	ug/L	1.3	5.0	1	
56-23-5	Carbon Tetrachloride	ND	U	ug/L	0.20	1.0	1	
156-59-2	cis-1,2-Dichloroethene	ND	U	ug/L	0.35	1.0	1	
67-66-3	Chloroform	ND	U	ug/L	0.34	1.0	1	
71-55-6	1,1,1-Trichloroethane	ND	U	ug/L	0.40	1.0	1	
108-87-2	Methylcyclohexane	ND	U	ug/L	0.20	1.0	1	
71-43-2	Benzene	ND	U	ug/L	0.32	1.0	1	
107-06-2	1,2-Dichloroethane	ND	U	ug/L	0.48	1.0	1	
79-01-6	Trichloroethene	ND	U	ug/L	0.28	1.0	1	
78-87-5	1,2-Dichloropropane	ND	U	ug/L	0.46	1.0	1	



284 Sheffield Street, Mountainside, New Jersey 07092 Phone : 908 789 8900 Fax : 908 789 8922

Report Of Analysis

Client :	Tetra Tech NUS, Inc.	Date Collected :	12/08/10
Project Id :	Bethpage CTO-066	Date Received :	12/10/10
Test :	VOC-TCLVOA-10	Lab Sample ID :	B4488-06
SDG ID :	B4488	Customer Sample No. :	BPOW1-3-20101208
% Moisture :	100	Analytical Method :	EPA SW846 8260
DataFile :	VG032068.D	Result Type :	Final

CasNumber	Parameter	Results	Qualifier	Units	DL	RT/RL	DF	DIL/RE
75-27-4	Bromodichloromethane	ND	U	ug/L	0.36	1.0	1	
108-10-1	4-Methyl-2-Pentanone	ND	U	ug/L	2.1	5.0	1	
108-88-3	Toluene	ND	U	ug/L	0.37	1.0	1	
10061-02-6	t-1,3-Dichloropropene	ND	U	ug/L	0.29	1.0	1	
10061-01-5	cis-1,3-Dichloropropene	ND	U	ug/L	0.31	1.0	1	
79-00-5	1,1,2-Trichloroethane	ND	U	ug/L	0.38	1.0	1	
591-78-6	2-Hexanone	ND	U	ug/L	1.9	5.0	1	
124-48-1	Dibromochloromethane	ND	U	ug/L	0.20	1.0	1	
106-93-4	1,2-Dibromoethane	ND	U	ug/L	0.41	1.0	1	
127-18-4	Tetrachloroethene	ND	U	ug/L	0.27	1.0	1	
108-90-7	Chlorobenzene	ND	U	ug/L	0.49	1.0	1	
100-41-4	Ethyl Benzene	ND	U	ug/L	0.20	1.0	1	
179601-23-1	m/p-Xylenes	ND	U	ug/L	0.95	2.0	1	
95-47-6	o-Xylene	ND	U	ug/L	0.43	1.0	1	
100-42-5	Styrene	ND	U	ug/L	0.36	1.0	1	
75-25-2	Bromoform	ND	U	ug/L	0.47	1.0	1	
98-82-8	Isopropylbenzene	ND	U	ug/L	0.45	1.0	1	
79-34-5	1,1,2,2-Tetrachloroethane	ND	U	ug/L	0.31	1.0	1	
541-73-1	1,3-Dichlorobenzene	ND	U	ug/L	0.43	1.0	1	
106-46-7	1,4-Dichlorobenzene	ND	U	ug/L	0.32	1.0	1	
95-50-1	1,2-Dichlorobenzene	ND	U	ug/L	0.45	1.0	1	
96-12-8	1,2-Dibromo-3-Chloropropane	ND	U	ug/L	0.46	1.0	1	
120-82-1	1,2,4-Trichlorobenzene	ND	U	ug/L	0.20	1.0	1	



TETRA TECH NUS, INC.

CHAIN OF CUSTODY

NUMBER **N^o 028425**

PAGE **1** OF **1**

1010052
49

PROJECT NO: 112G00622	FACILITY: BETHPAGE 002	PROJECT MANAGER BRAYACK	PHONE NUMBER 757 461 3824	LABORATORY NAME AND CONTACT: COMPUCHEM / DOVER
SAMPLERS (SIGNATURE) SgConte		FIELD OPERATIONS LEADER CONTI	PHONE NUMBER 412 551 2629	ADDRESS
CARRIER/WAYBILL NUMBER FED EX 8735 5966 0818			CITY, STATE CARY, NC	

STANDARD TAT RUSH TAT
 24 hr. 48 hr. 72 hr. 7 day 14 day

CONTAINER TYPE
PLASTIC (P) or GLASS (G)

PRESERVATIVE USED

← CHECK W/ D. BRAYACK

DATE YEAR	TIME	SAMPLE ID	LOCATION ID	TOP DEPTH (FT)	BOTTOM DEPTH (FT)	MATRIX (GW, SO, SW, SD, QC, ETC.)	COLLECTION METHOD GRAB (G) COMP (C)	No. OF CONTAINERS	TYPE OF ANALYSIS	COMMENTS
10/18	1030	BP-OWTB-101810	TB	1	1	QC	G	2	VOCs 40ML 40C HCL G	TRIP BLANK
10/18	1315	BP-OW-1-3	BPOW 1-3	1	1	GW	G	2		FROM BPOW 1-3

1. RELINQUISHED BY SgConte	DATE 10/19/10	TIME 1100	1. RECEIVED BY FED EX	DATE	TIME
2. RELINQUISHED BY	DATE	TIME	2. RECEIVED BY <i>[Signature]</i>	DATE 10/20/10	TIME 0907
3. RELINQUISHED BY	DATE	TIME	3. RECEIVED BY	DATE	TIME

COMMENTS *Rec'd on Ice and with custody seals. 10/20/10 rec'd @ 2.8°C SN0010*



TETRA TECH NUS, INC.

CHAIN OF CUSTODY

NUMBER

27287

PAGE 1 OF 1

B4488

PROJECT NO: 112600622		FACILITY: NWIRP Bethpage		PROJECT MANAGER Dave Bravack		PHONE NUMBER (757) 461-3824		LABORATORY NAME AND CONTACT: Chemtech				
SAMPLERS (SIGNATURE) Vince Shickora		FIELD OPERATIONS LEADER Vince Shickora		PHONE NUMBER (610) 491-9688		ADDRESS 284 Sheffield Street				CITY, STATE Mountainside, NJ 07092		
STANDARD TAT <input type="checkbox"/>		RUSH TAT <input type="checkbox"/>		CARRIER/WAYBILL NUMBER FED EX # 8706 9629 3699		CONTAINER TYPE PLASTIC (P) or GLASS (G)		TYPE OF ANALYSIS VOCs HCl G				
<input type="checkbox"/> 24 hr. <input type="checkbox"/> 48 hr. <input type="checkbox"/> 72 hr. <input checked="" type="checkbox"/> 7 day <input type="checkbox"/> 14 day		<input type="checkbox"/> 24 hr. <input type="checkbox"/> 48 hr. <input type="checkbox"/> 72 hr. <input checked="" type="checkbox"/> 7 day <input type="checkbox"/> 14 day		PRESERVATIVE USED								
DATE YEAR	TIME	SAMPLE ID	LOCATION ID	TOP DEPTH (FT)	BOTTOM DEPTH (FT)	MATRIX (GW, SO, SW, SD, QC, ETC.)	COLLECTION METHOD GRAB (G) COMP (C)	No. OF CONTAINERS	COMMENTS			
12/8	0700	BP-TB01-20101208				QC	G	3	3	Trip Blank		
2/3/4 12/8	1000	BP0W2-1-20101208				GW	G	9	9	Do MS/MSD		
5 12/8	1230	BP0W2-2-20101208				GW	G	3	3			
6 12/8	1425	BP0W1-3-20101208				GW	G	3	3			
7 12/8	1800	BP0W-DUP01-20101208				GW	G	3	3			
1. RELINQUISHED BY <i>Wick</i>				DATE	TIME	1. RECEIVED BY				DATE	TIME	
2. RELINQUISHED BY				DATE	TIME	2. RECEIVED BY				DATE	TIME	
3. RELINQUISHED BY Fed Ex				DATE	TIME	3. RECEIVED BY <i>Ken L...</i>				DATE	TIME	
COMMENTS				DATE	TIME	Temp: 4°C				DATE	TIME	

DISTRIBUTION: WHITE (ACCOMPANIES SAMPLE)

YELLOW (FIELD COPY)

PINK (FILE COPY)

4/02R
FORM NO. TINUS-001

<u>Contaminant</u>	<u>Maximum Concentration (ug/L)</u>	<u>Action Level (ug/L)</u>
1,2,4-Trichlorobenzene	1.6	8.0
Naphthalene	4.1	20.5
Toluene	0.92	4.6

An action level of 5X the maximum contaminant concentration was established to evaluate the samples for laboratory method blank contamination. Sample aliquot and dilution factors were taken into consideration during application of the blank action level. Positive results less than the action level were qualified as nondetected, "U", due to blank contamination. The trip blank was not qualified for laboratory blank contamination.

Additional Comments

Nondetected results are reported at the limit of detection (LOD).

Positive results below the limit of quantitation (LOQ) and above the detection limit were qualified as estimated, "J", due to uncertainty near the detection limit.

No matrix spike/matrix spike duplicate samples were requested.

The trip blank was reanalyzed by the laboratory to verify results. The results of the original analysis are presented in the EDD.

EXECUTIVE SUMMARY

Laboratory Performance Issues: 1,2,4-Trichlorobenzene, naphthalene, and toluene were detected in a laboratory method blank. Initial and continuing calibration RRF was <0.05 for acetone. Initial calibration percent relative standard deviation was greater than the quality control limit for bromomethane.


Other Factors Affecting Data Quality: None.

The data for these analyses were reviewed with reference to the EPA National Functional Guidelines for Organic Data Validation (10/99), USEPA Region II Standard Operating Procedures for Validating Volatile Organic Compounds by SW-846 Method 8260B HW-24 Revision 2 (August 2008) and the Department of Defense (DoD) document entitled "Quality Systems Manual (QSM) for Environmental Laboratories" (January 2006).

The text of this report has been formulated to address only those problem areas affecting data quality.



Tetra Tech NUS
Leanne Ganser
Data Validator



TetraTech NUS
Joseph A. Samchuck
Data Validation Quality Assurance Officer

NOVEMBER 30, 2010
PAGE 3

Attachments:

1. Appendix A - Qualified Analytical Results
2. Appendix B - Results as Reported by the Laboratory
3. Appendix C – Region II Data Validation Forms
4. Appendix D - Support Documentation

Appendix A

Qualified Analytical Results

Data Validation Qualifier Codes:

- A = Lab Blank Contamination
- B = Field Blank Contamination
- C = Calibration Noncompliance (e.g. % RSDs, %Ds, ICVs, CCVs, RRFs, etc.)
- C01 = GC/MS Tuning Noncompliance
- D = MS/MSD Recovery Noncompliance
- E = LCS/LCSD Recovery Noncompliance
- F = Lab Duplicate Imprecision
- G = Field Duplicate Imprecision
- H = Holding Time Exceedance
- I = ICP Serial Dilution Noncompliance
- J = GFAA PDS-GFAA MSA's $r < 0.995$ / ICP PDS Recovery Noncompliance
- K = ICP Interference - includes ICS % R Noncompliance
- L = Instrument Calibration Range Exceedance
- M = Sample Preservation Noncompliance
- N = Internal Standard Noncompliance
- N01 = Internal Standard Recovery Noncompliance Dioxins
- N02 = Recovery Standard Noncompliance Dioxins
- N03 = Clean-up Standard Noncompliance Dioxins
- O = Poor Instrument Performance (e.g. base-line drifting)
- P = Uncertainty near detection limit ($< 2 \times$ IDL for inorganics and $<$ CRQL for organics)
- Q = Other problems (can encompass a number of issues; e.g. chromatography,interferences, etc.)
- R = Surrogates Recovery Noncompliance
- S = Pesticide/PCB Resolution
- T = % Breakdown Noncompliance for DDT and Endrin
- U = % Difference between columns/detectors $>25\%$ for positive results determined via GC/HPLC
- V = Non-linear calibrations; correlation coefficient $r < 0.995$
- W = EMPC result
- X = Signal to noise response drop
- Y = Percent solids $<30\%$
- Z = Uncertainty at 2 sigma deviation is greater than sample activity

PROJ_NO: 00622 SDG: 1010101 FRACTION: OV MEDIA: WATER	NSAMPLE	BP-OW-1-3			BP-OWTB-101810		
	LAB_ID	1010101-02			1010101-01		
	SAMP_DATE	10/18/2010			10/18/2010		
	QC_TYPE	NM			TB		
	UNITS	UG/L			UG/L		
	PCT_SOLIDS	0.0			0.0		
	DUP_OF						
PARAMETER	RESULT	VQL	QLCD	RESULT	VQL	QLCD	
1,1,1-TRICHLOROETHANE	0.5	U		0.5	U		
1,1,2,2-TETRACHLOROETHANE	2	U		2	U		
1,1,2-TRICHLOROETHANE	2	U		2	U		
1,1,2-TRICHLOROTRIFLUOROETHANE	2	U		2	U		
1,1-DICHLOROETHANE	0.5	U		0.5	U		
1,1-DICHLOROETHENE	2	U		2	U		
1,1-DICHLOROPROPENE	0.5	U		0.5	U		
1,2,4-TRICHLOROBENZENE	0.5	U		1.4	J	P	
1,2-DIBROMO-3-CHLOROPROPANE	2	U		2	U		
1,2-DIBROMOETHANE	0.5	U		0.5	U		
1,2-DICHLOROBENZENE	0.5	U		0.5	U		
1,2-DICHLOROETHANE	0.5	U		0.5	U		
1,2-DICHLOROPROPANE	2	U		2	U		
1,3-DICHLOROBENZENE	0.5	U		0.5	U		
1,4-DICHLOROBENZENE	0.5	U		0.5	U		
2-BUTANONE	5	U		5	U		
2-HEXANONE	1.3	U		1.3	U		
4-METHYL-2-PENTANONE	1.3	U		1.3	U		
ACETONE	6.1	J	CP	34	J	C	
BENZENE	0.5	U		0.5	U		
BROMODICHLOROMETHANE	0.5	U		0.5	U		
BROMOFORM	2	U		2	U		
BROMOMETHANE	2	UJ	C	2	UJ	C	
CARBON DISULFIDE	0.5	U		0.5	U		
CARBON TETRACHLORIDE	0.5	U		0.5	U		
CHLOROBENZENE	0.5	U		0.5	U		
CHLORODIBROMOMETHANE	0.5	U		0.5	U		
CHLOROETHANE	2	U		9.3			
CHLOROFORM	0.5	U		0.5	U		
CHLOROMETHANE	0.5	U		0.5	U		
CIS-1,2-DICHLOROETHENE	2	U		2	U		
CIS-1,3-DICHLOROPROPENE	2	U		2	U		
CYCLOHEXANE	0.5	U		0.5	U		
DICHLORODIFLUOROMETHANE	0.5	U		0.5	U		
ETHYLBENZENE	0.5	U		0.5	U		
ISOPROPYLBENZENE	0.5	U		0.5	U		

PROJ_NO: 00622	NSAMPLE	BP-OW-1-3			BP-OWTB-101810		
SDG: 1010101	LAB_ID	1010101-02			1010101-01		
FRACTION: OV	SAMP_DATE	10/18/2010			10/18/2010		
MEDIA: WATER	QC_TYPE	NM			TB		
	UNITS	UG/L			UG/L		
	PCT_SOLIDS	0.0			0.0		
	DUP_OF						
PARAMETER	RESULT	VQL	QLCD	RESULT	VQL	QLCD	
M+P-XYLENES	1	U		1	U		
METHYL ACETATE	2	U		2	U		
METHYL CYCLOHEXANE	0.5	U		0.5	U		
METHYL TERT-BUTYL ETHER	0.5	U		0.5	U		
METHYLENE CHLORIDE	0.5	U		0.5	U		
NAPHTHALENE	2	U		3.1	J	P	
O-XYLENE	0.5	U		0.5	U		
STYRENE	0.5	U		0.5	U		
TETRACHLOROETHENE	0.5	U		0.5	U		
TOLUENE	0.86	U	A	1	J	P	
TOTAL 1,2-DICHLOROETHENE	0.5	U		0.5	U		
TOTAL XYLENES	0.5	U		0.5	U		
TRANS-1,2-DICHLOROETHENE	0.5	U		0.5	U		
TRANS-1,3-DICHLOROPROPENE	0.5	U		0.5	U		
TRICHLOROETHENE	0.5	U		0.5	U		
TRICHLOROFLUOROMETHANE	0.5	U		0.5	U		
VINYL CHLORIDE	0.5	U		0.5	U		

Volatile (VOC)

The Percent Differences (%Ds) for 2-hexanone and bromoform exceeded the 20% quality control limit for the continuing calibration performed on instrument MSVOAD on 12/15/10 @ 11:33. Sample BPOW-DUP01-20101208 was affected. Only non-detected results were reported for these compounds in the affected sample and these non-detects were qualified as estimated, (UJ).

The continuing calibration %Ds for acetone and methyl acetate were greater than 20% quality control criteria on instrument MSVOAG on 12/13/10 @ 10:41 affecting samples TB01-20101208, BPOW1-3-20101208, BPOW2-1-20101208, and BPOW2-2-20101208. The non-detected results reported for these compounds were qualified as estimated, (UJ).

The Relative Percent Difference (RPD) for acetone, methyl acetate, 2-butanone, 1,1,2,2-tetrachloroethene, and 1,2-dibromo-3-chloropropane exceeded the 20% quality control limit in the Matrix Spike/Matrix Spike Duplicate (MS/MSD) analyses of sample BPOW2-1-20101208. No action was taken for the non-detected results reported for these compounds in the environmental sample since the Percent Recoveries (%Rs) were acceptable in the MS and MSD samples.

The Laboratory Control Sample (LCS), BSG1213W1, had %Rs for acetone and methyl acetate above the upper quality control limits. No action was taken in the affected samples since no positive results were reported for these compounds.

The LCS/Laboratory Control Sample Duplicate (LCS/D) analyses, samples BSG1209W3/BSG1209W4, had RPDs for dichlorofluoromethane, chloromethane, vinyl chloride, bromomethane, chloroethane, trichlorofluoromethane, 1,1-dichloroethene, acetone, carbon disulfide, methyl acetate, and 2-butanone that exceeded 20%. In addition, the %R for acetone was greater than the upper quality control limit. No action was taken in the affected waste water sample since only non-detects were reported for the noncompliant compounds.

The positive result for 1,1-dichloroethane in sample BPOW2-2-20101208 reported below the Limit of Quantitation (LOQ) but above the Method Detection Limit (MDL) was qualified as estimated, (J). Non-detected results are reported to the Limit of Detection (LOD).

Semi-Volatile Organic Compounds (SVOC)

The internal standard, perylene-d12, was below the lower quality control limit in sample BP-FRACIDW-20101209. The sample was reanalyzed yielding similar results. The initial analysis of this sample was used in the data validation. The non-detected results reported for the compounds associated with this internal standard were qualified as estimated, (UJ).

Pesticides (PEST)

No problems were noted.

Polychlorinated Biphenyls (PCB)

The surrogate spike compound, decachlorobiphenyl, had %Rs below the lower quality control limit in sample BP-FRACIDW-20101209 and its reanalysis. The initial analysis was used in the validation of the data. The non-detected results reported for the PCBs in this fraction were qualified as estimated, (UJ).

Additional Comments


The VOC analysis of the waste sample, BP-FRACIDW-20101209, was analyzed via EPA Method 624 and evaluated accordingly.


EXECUTIVE SUMMARY

Laboratory Performance Issues: Some compounds were estimated due to continuing calibration %Ds greater than their respective quality control limit. The VOC LCS/LSD had %Rs and RPDs outside the quality control limits. Noncompliant surrogate %Rs resulted in the qualification the waste sample in the PCB fraction. One internal standard was below the lower quality control limit in the SVOC analysis of the waste sample. Affected compounds were estimated.

Other Factors Affecting Data Quality: The MS/MSD sample had noncompliant %Rs and RPDs. Non-detected results were not qualified. A positive result reported below the LOQ but above the MDL was qualified as estimated, (J). Non-detected results are reported to the LOD.

The data for these analyses were reviewed with reference to the following: SOP #HW-24 Revision #2, August 2008, USEPA Region II Hazardous Waste Support Branch Validating Volatile Organic Compounds by Gas Chromatography/Mass Spectrometry, SOP #HW-22 Revision #4, August 2008, USEPA Region II Hazardous Waste Support Branch Validating Semivolatile Organic Compounds by Gas Chromatography/Mass Spectrometry, SOP #HW-44 Revision #1, October 2006, USEPA Region II Hazardous Waste Support Branch Validating Pesticides by Gas Chromatography, SOP #HW-45 Revision #1, October 2006, USEPA Region II Hazardous Waste Support Branch Validating Polychlorinated Biphenyls by Gas Chromatography by SW-846 Methods 8260B, 8270C, 8081, and 8082, EPA Method 624, and the Department of Defense (DoD) document entitled "Quality Systems Manual (QSM) for Environmental Laboratories" (January 2006).


TetraTech NUS
Michelle L. Allen
Chemist/Data Validator


TetraTech NUS
Joseph A. Samchuck
Data Validation Quality Assurance Officer

Attachments:

1. Appendix A - Qualified Analytical Results
2. Appendix B - Results as Reported by the Laboratory
3. Appendix C - Region II Data Validation Forms
4. Appendix D - Support Documentation

Appendix A

Qualified Analytical Results

Data Validation Qualifier Codes:

- A = Lab Blank Contamination
- B = Field Blank Contamination
- C = Calibration Noncompliance (e.g. % RSDs, %Ds, ICVs, CCVs, RRFs, etc.)
- C01 = GC/MS Tuning Noncompliance
- D = MS/MSD Recovery Noncompliance
- E = LCS/LCSD Recovery Noncompliance
- F = Lab Duplicate Imprecision
- G = Field Duplicate Imprecision
- H = Holding Time Exceedance
- I = ICP Serial Dilution Noncompliance
- J = GFAA PDS - GFAA MSA's $r < 0.995$ / ICP PDS Recovery Noncompliance
- K = ICP Interference - includes ICS % R Noncompliance
- L = Instrument Calibration Range Exceedance
- M = Sample Preservation Noncompliance
- N = Internal Standard Noncompliance
- N01 = Internal Standard Recovery Noncompliance Dioxins
- N02 = Recovery Standard Noncompliance Dioxins
- N03 = Clean-up Standard Noncompliance Dioxins
- O = Poor Instrument Performance (e.g. base-line drifting)
- P = Uncertainty near detection limit ($< 2 \times$ IDL for inorganics and $<$ CRQL for organics)
- Q = Other problems (can encompass a number of issues; e.g. chromatography,interferences, etc.)
- R = Surrogates Recovery Noncompliance
- S = Pesticide/PCB Resolution
- T = % Breakdown Noncompliance for DDT and Endrin
- U = % Difference between columns/detectors $>25\%$ for positive results determined via GC/HPLC
- V = Non-linear calibrations; correlation coefficient $r < 0.995$
- W = EMPC result
- X = Signal to noise response drop
- Y = Percent solids $<30\%$
- Z = Uncertainty at 2 sigma deviation is greater than sample activity

PROJ_NO: 00622 SDG: B4488 FRACTION: OV MEDIA: WATER	NSAMPLE	BPOW1-3-20101208			BPOW2-1-20101208			BPOW2-2-20101208			BPOW-DUP01-20101208		
	LAB_ID	B4488-06			B4488-02			B4488-05			B4488-07		
	SAMP_DATE	12/8/2010			12/8/2010			12/8/2010			12/8/2010		
	QC_TYPE	NM			NM			NM			NM		
	UNITS	UG/L			UG/L			UG/L			UG/L		
	PCT_SOLIDS	0.0			0.0			0.0			0.0		
	DUP_OF										BPOW1-3-20101208		
PARAMETER	RESULT	VQL	QLCD	RESULT	VQL	QLCD	RESULT	VQL	QLCD	RESULT	VQL	QLCD	
1,1,1-TRICHLOROETHANE	0.5	U		0.5	U		0.5	U		0.5	U		
1,1,2,2-TETRACHLOROETHANE	0.5	U		0.5	U		0.5	U		0.5	U		
1,1,2-TRICHLOROETHANE	0.5	U		0.5	U		0.5	U		0.5	U		
1,1,2-TRICHLOROTRIFLUOROETHANE	0.5	U		0.5	U		0.5	U		0.5	U		
1,1-DICHLOROETHANE	0.5	U		0.5	U		0.74	J	P	0.5	U		
1,1-DICHLOROETHENE	0.5	U		0.5	U		0.5	U		0.5	U		
1,2,4-TRICHLOROBENZENE	0.5	U		0.5	U		0.5	U		0.5	U		
1,2-DIBROMO-3-CHLOROPROPANE	0.5	U		0.5	U		0.5	U		0.5	U		
1,2-DIBROMOETHANE	0.5	U		0.5	U		0.5	U		0.5	U		
1,2-DICHLOROBENZENE	0.5	U		0.5	U		0.5	U		0.5	U		
1,2-DICHLOROETHANE	0.5	U		0.5	U		0.5	U		0.5	U		
1,2-DICHLOROPROPANE	0.5	U		0.5	U		0.5	U		0.5	U		
1,3-DICHLOROBENZENE	0.5	U		0.5	U		0.5	U		0.5	U		
1,4-DICHLOROBENZENE	0.5	U		0.5	U		0.5	U		0.5	U		
2-BUTANONE	2.5	U		2.5	U		2.5	U		2.5	U		
2-HEXANONE	2.5	U		2.5	U		2.5	U		2.5	UJ	C	
4-METHYL-2-PENTANONE	2.5	U		2.5	U		2.5	U		2.5	U		
ACETONE	2.5	UJ	C	2.5	UJ	C	2.5	UJ	C	2.5	U		
BENZENE	0.5	U		0.5	U		0.5	U		0.5	U		
BROMODICHLOROMETHANE	0.5	U		0.5	U		0.5	U		0.5	U		
BROMOFORM	0.5	U		0.5	U		0.5	U		0.5	UJ	C	
BROMOMETHANE	0.5	U		0.5	U		0.5	U		0.5	U		
CARBON DISULFIDE	0.5	U		0.5	U		0.5	U		0.5	U		
CARBON TETRACHLORIDE	0.5	U		0.5	U		0.5	U		0.5	U		
CHLOROBENZENE	0.5	U		0.5	U		0.5	U		0.5	U		
CHLORODIBROMOMETHANE	0.5	U		0.5	U		0.5	U		0.5	U		
CHLOROETHANE	0.5	U		0.5	U		0.5	U		0.5	U		
CHLOROFORM	0.5	U		0.5	U		0.5	U		0.5	U		
CHLOROMETHANE	0.5	U		0.5	U		0.5	U		0.5	U		
CIS-1,2-DICHLOROETHENE	0.5	U		0.5	U		0.5	U		0.5	U		
CIS-1,3-DICHLOROPROPENE	0.5	U		0.5	U		0.5	U		0.5	U		
CYCLOHEXANE	0.5	U		0.5	U		0.5	U		0.5	U		
DICHLORODIFLUOROMETHANE	0.5	U		0.5	U		0.5	U		0.5	U		
ETHYLBENZENE	0.5	U		0.5	U		0.5	U		0.5	U		
ISOPROPYLBENZENE	0.5	U		0.5	U		0.5	U		0.5	U		
M+P-XYLENES	1	U		1	U		1	U		1	U		

PROJ_NO: 00622 SDG: B4488 FRACTION: OV MEDIA: WATER	NSAMPLE	BP-TB01-20101208		
	LAB_ID	B4488-01		
	SAMP_DATE	12/8/2010		
	QC_TYPE	NM		
	UNITS	UG/L		
	PCT_SOLIDS	0.0		
	DUP_OF			
PARAMETER	RESULT	VQL	QLCD	
1,1,1-TRICHLOROETHANE	0.5 U			
1,1,2,2-TETRACHLOROETHANE	0.5 U			
1,1,2-TRICHLOROETHANE	0.5 U			
1,1,2-TRICHLOROTRIFLUOROETHANE	0.5 U			
1,1-DICHLOROETHANE	0.5 U			
1,1-DICHLOROETHENE	0.5 U			
1,2,4-TRICHLOROBENZENE	0.5 U			
1,2-DIBROMO-3-CHLOROPROPANE	0.5 U			
1,2-DIBROMOETHANE	0.5 U			
1,2-DICHLOROBENZENE	0.5 U			
1,2-DICHLOROETHANE	0.5 U			
1,2-DICHLOROPROPANE	0.5 U			
1,3-DICHLOROBENZENE	0.5 U			
1,4-DICHLOROBENZENE	0.5 U			
2-BUTANONE	2.5 U			
2-HEXANONE	2.5 U			
4-METHYL-2-PENTANONE	2.5 U			
ACETONE	2.5 UJ		C	
BENZENE	0.5 U			
BROMODICHLOROMETHANE	0.5 U			
BROMOFORM	0.5 U			
BROMOMETHANE	0.5 U			
CARBON DISULFIDE	0.5 U			
CARBON TETRACHLORIDE	0.5 U			
CHLOROBENZENE	0.5 U			
CHLORODIBROMOMETHANE	0.5 U			
CHLOROETHANE	0.5 U			
CHLOROFORM	0.5 U			
CHLOROMETHANE	0.5 U			
CIS-1,2-DICHLOROETHENE	0.5 U			
CIS-1,3-DICHLOROPROPENE	0.5 U			
CYCLOHEXANE	0.5 U			
DICHLORODIFLUOROMETHANE	0.5 U			
ETHYLBENZENE	0.5 U			
ISOPROPYLBENZENE	0.5 U			
M+P-XYLENES	1 U			

PROJ_NO: 00622 SDG: B4488 FRACTION: OV MEDIA: WATER	NSAMPLE	BP0W1-3-20101208			BP0W2-1-20101208			BP0W2-2-20101208			BP0W-DUP01-20101208		
	LAB_ID	B4488-06			B4488-02			B4488-05			B4488-07		
	SAMP_DATE	12/8/2010			12/8/2010			12/8/2010			12/8/2010		
	QC_TYPE	NM			NM			NM			NM		
	UNITS	UG/L			UG/L			UG/L			UG/L		
	PCT_SOLIDS	0.0			0.0			0.0			0.0		
	DUP_OF										BP0W1-3-20101208		
PARAMETER	RESULT	VQL	QLCD	RESULT	VQL	QLCD	RESULT	VQL	QLCD	RESULT	VQL	QLCD	
METHYL ACETATE	0.5	UJ	C	0.5	UJ	C	0.5	UJ	C	0.5	U		
METHYL CYCLOHEXANE	0.5	U		0.5	U		0.5	U		0.5	U		
METHYL TERT-BUTYL ETHER	0.5	U		0.5	U		0.5	U		0.5	U		
METHYLENE CHLORIDE	0.5	U		0.5	U		0.5	U		0.5	U		
O-XYLENE	0.5	U		0.5	U		0.5	U		0.5	U		
STYRENE	0.5	U		0.5	U		0.5	U		0.5	U		
TETRACHLOROETHENE	0.5	U		0.5	U		0.5	U		0.5	U		
TOLUENE	0.5	U		0.5	U		0.5	U		0.5	U		
TRANS-1,2-DICHLOROETHENE	0.5	U		0.5	U		0.5	U		0.5	U		
TRANS-1,3-DICHLOROPROPENE	0.5	U		0.5	U		0.5	U		0.5	U		
TRICHLOROETHENE	0.5	U		0.5	U		0.5	U		0.5	U		
TRICHLOROFLUOROMETHANE	0.5	U		0.5	U		0.5	U		0.5	U		
VINYL CHLORIDE	0.5	U		0.5	U		0.5	U		0.5	U		

PROJ_NO: 00622 SDG: B4488 FRACTION: OV MEDIA: WATER	NSAMPLE	BP-TB01-20101208		
	LAB_ID	B4488-01		
	SAMP_DATE	12/8/2010		
	QC_TYPE	NM		
	UNITS	UG/L		
	PCT_SOLIDS	0.0		
	DUP_OF			
PARAMETER	RESULT	VQL	QLCD	
METHYL ACETATE	0.5	UJ	C	
METHYL CYCLOHEXANE	0.5	U		
METHYL TERT-BUTYL ETHER	0.5	U		
METHYLENE CHLORIDE	0.5	U		
O-XYLENE	0.5	U		
STYRENE	0.5	U		
TETRACHLOROETHENE	0.5	U		
TOLUENE	0.5	U		
TRANS-1,2-DICHLOROETHENE	0.5	U		
TRANS-1,3-DICHLOROPROPENE	0.5	U		
TRICHLOROETHENE	0.5	U		
TRICHLOROFLUOROMETHANE	0.5	U		
VINYL CHLORIDE	0.5	U		

Section 9

BPOW 1-4, 1-5, 1-6

- Boring Logs**
- Well Construction Logs**
- Well Development Records**
- Analytical Data Sheets**
- Chain of Custody Records**
- Data Validation Package**



BORING LOG

PROJECT NAME: **BETHPAGE OU-2 OFFSITE GW**
 PROJECT NUMBER: **112G00622-PHASE II**
 DRILLING COMPANY: **DELTA WELL & PUMP**
 DRILLING RIG: **MUD ROTARY**

BORING No.: **BPOW 1-4**
 DATE: **5/11/11**
 GEOLOGIST: **Conti**
 DRILLER: **B. Welischar**

Sample No. and Type or RQD	Depth (Ft.) or Run No.	Blows / 6" or RQD (%)	Sample Recovery / Sample Length	Lithology Change (Depth/Ft.) or Screened Interval	MATERIAL DESCRIPTION			U S C S *	Remarks	PID/FID Reading (ppm)				
					Soil Density/ Consistency or Rock Hardness	Color	Material Classification			Sample	Sampler BZ	Borehole**	Driller BZ**	
	0			8" Ø CAS 40'	DENSE	YELLOW BRN	SAND-SOME GRAVEL	SP SW	MOIST SEE VPB-127 AND GAMMA LOG FOR DETAILS.				0	
	20				SAME									
	40				SAME				[DROVE 8" CAS TO 40']				0	
	60				SILTY SAND-TR GRAVEL			SM WET						
	80				GRAY SAME - TR CLAY									0
	100													

* When rock coring, enter rock brokenness.

** Include monitor reading in 6 foot intervals @ borehole. Increase reading frequency if elevated response read.

Remarks: 8" CAS TO 40' 8" MUD ROTARY TO TD

Drilling Area
 Background (ppm): 0

Converted to Well: Yes x No _____ Well I.D. #: **BPOW 1-4**



BORING LOG

PROJECT NAME: **BETHPAGE OU-2 OFFSITE GW**
 PROJECT NUMBER: **112G00622-PHASE II**
 DRILLING COMPANY: **DELTA WELL & PUMP**
 DRILLING RIG: **MUD ROTARY**

BORING No.: **BPOW 1-4**
 DATE: 5/17/11
 GEOLOGIST: **Conti**
 DRILLER: **B. Welischar**

Sample No. and Type or RQD	Depth (Ft.) or Run No.	Blows / 6" or RQD (%)	Sample Recovery / Sample Length	Lithology Change (Depth/Ft.) or Screened Interval	MATERIAL DESCRIPTION			U S C S *	Remarks	PID/FID Reading (ppm)			
					Soil Density/ Consistency or Rock Hardness	Color	Material Classification			Sample	Sampler BZ	Borehole**	Driller BZ**
	100				DENSE	TAN GRAY	SILTY F SAND	SM	WET				0
	120						SAME						
	140						SAME						
	160						SAME						0
	180						SAME						
	200												0

5/16

5/17

* When rock coring, enter rock brokenness.

** Include monitor reading in 6 foot intervals @ borehole. Increase reading frequency if elevated response read.

Remarks: _____

Drilling Area Background (ppm): 0

Converted to Well: Yes x No _____ Well I.D. #: **BPOW 1-4**



BORING LOG

PROJECT NAME: **BETHPAGE OU-2 OFFSITE GW**
 PROJECT NUMBER: **112G00622-PHASE II**
 DRILLING COMPANY: **DELTA WELL & PUMP**
 DRILLING RIG: **MUD ROTARY**

BORING No.: **BPOW 1-4**
 DATE: **5/17/11**
 GEOLOGIST: **Conti**
 DRILLER: **B. Welischar**

Sample No. and Type or RQD	Depth (Ft.) or Run No.	Blows / 6" or RQD (%)	Sample Recovery / Sample Length	Lithology Change (Depth/Ft.) or Screened Interval	MATERIAL DESCRIPTION			U S C S *	Remarks	PID/FID Reading (ppm)				
					Soil Density/ Consistency or Rock Hardness	Color	Material Classification			Sample	Sampler BZ	Borehole**	Driller BZ**	
	200				DENSE	TAN BRN	SILTY F SAND	SM	WET					0
	220						SAME							
5/17														
	240						SAME							
5/18														0
	260						SAME							
	280						SAME							
	300													0

* When rock coring, enter rock brokenness.

** Include monitor reading in 6 foot intervals @ borehole. Increase reading frequency if elevated response read.

Remarks: _____

Drilling Area Background (ppm):

Converted to Well: Yes No _____ Well I.D. #: **BPOW 1-4**



BORING LOG

PROJECT NAME: BETHPAGE OU-2 OFFSITE GW
 PROJECT NUMBER: 112G00622-PHASE II
 DRILLING COMPANY: DELTA WELL & PUMP
 DRILLING RIG: MUD ROTARY

BORING No.: BPOW 1-4
 DATE: 5/18/11
 GEOLOGIST: Conti
 DRILLER: B. Welischar

Sample No. and Type or RQD	Depth (Ft.) or Run No.	Blows / 6" or RQD (%)	Sample Recovery / Sample Length	Lithology Change (Depth/Ft.) or Screened Interval	MATERIAL DESCRIPTION			U S C S *	Remarks	PID/FID Reading (ppm)				
					Soil Density/ Consistency or Rock Hardness	Color	Material Classification			Sample	Sampler BZ	Borehole**	Driller BZ**	
	300				DENSE	BN GRAY	SILTY SAND	SM	WET					0
	320						SAME							
	340						SAME							
	360						SAME							0
	380						SAME							
	400													0

5/18

5/19

* When rock coring, enter rock brokenness.

** Include monitor reading in 6 foot intervals @ borehole. Increase reading frequency if elevated response read.

Remarks: _____

Drilling Area Background (ppm): 0

Converted to Well: Yes x No _____ Well I.D. #: BPOW 1-4



BORING LOG

PROJECT NAME: **BETHPAGE OU-2 OFFSITE GW**
 PROJECT NUMBER: **112G00622-PHASE II**
 DRILLING COMPANY: **DELTA WELL & PUMP**
 DRILLING RIG: **MUD ROTARY**

BORING No.: **BPOW 1-5**
 DATE: **4/19/11**
 GEOLOGIST: **Conti**
 DRILLER: **B. Welischar**

Sample No. and Type or RQD	Depth (Ft.) or Run No.	Blows / 6" or RQD (%)	Sample Recovery / Sample Length	Lithology Change (Depth/Ft.) or Screened Interval	MATERIAL DESCRIPTION			U S C S *	Remarks	PID/FID Reading (ppm)									
					Soil Density/ Consistency or Rock Hardness	Color	Material Classification			Sample	Sampler BZ	Borehole**	Driller BZ**						
	0																		
	4/19				M DENSE	YELL BRN	SAND - SOME GRAVEL	SW	PLEASE SEE BORING AND GAMMA LOG VPB-127 FOR DETAILS										0
	20																		
	40						8" CAS TO 40' DRIVEN IN PLACE												
	4/25						SAND - TR GRAVEL	SP	WET										
	60					DENSE	GRAY SAND	SM	WET										0
	80						SAME												
	100																		0

* When rock coring, enter rock brokenness.

** Include monitor reading in 6 foot intervals @ borehole. Increase reading frequency if elevated response read.

Remarks: 8" CAS TO 40' 8" MUD ROTARY TO TD

Drilling Area Background (ppm): 0

Converted to Well: Yes x No _____ Well I.D. #: **BPOW 1-5**



BORING LOG

PROJECT NAME: BETHPAGE OU-2 OFFSITE GW
 PROJECT NUMBER: 112G00622-PHASE II
 DRILLING COMPANY: DELTA WELL & PUMP
 DRILLING RIG: MUD ROTARY

BORING No.: BPOW 1-5
 DATE: 4/25
 GEOLOGIST: Conti
 DRILLER: B. Welischar

Sample No. and Type or RQD	Depth (Ft.) or Run No.	Blows / 6" or RQD (%)	Sample Recovery / Sample Length	Lithology Change (Depth/Ft.) or Screened Interval	MATERIAL DESCRIPTION			U S C S *	Remarks	PID/FID Reading (ppm)			
					Soil Density/ Consistency or Rock Hardness	Color	Material Classification			Sample	Sampler BZ	Borehole**	Driller BZ**
	100				DENSE GRAY		SILTY SAND	SM WET					0
	120						SAME						
	140						SAME						
	160						SAME						0
	180						SAME						
	200												0

4/25
 4/26

* When rock coring, enter rock brokenness.

** Include monitor reading in 6 foot intervals @ borehole. Increase reading frequency if elevated response read.

Remarks: _____

Drilling Area Background (ppm):

Converted to Well: Yes No _____ Well I.D. #: BPOW 1-5



BORING LOG

PROJECT NAME: BETHPAGE OU-2 OFFSITE GW
 PROJECT NUMBER: 112G00622-PHASE II
 DRILLING COMPANY: DELTA WELL & PUMP
 DRILLING RIG: MUD ROTARY

BORING No.: BPOW 1-5
 DATE: 4/26/11
 GEOLOGIST: Conti
 DRILLER: B. Welischar

Sample No. and Type or RQD	Depth (Ft.) or Run No.	Blows / 6" or RQD (%)	Sample Recovery / Sample Length	Lithology Change (Depth/Ft.) or Screened Interval	MATERIAL DESCRIPTION			U S C S *	Remarks	PID/FID Reading (ppm)				
					Soil Density/ Consistency or Rock Hardness	Color	Material Classification			Sample	Sampler BZ	Borehole**	Driller BZ**	
	200				DENSE	GRY BDN	SILTY SAND - TR	SM	WET					0
							DRIFT WOOD PCS.							
	220						SAME							
									230' WOOD IS MORE ABUNDANT					
									SLOWS DRILLING SOMEWHAT					
	240						SAME							0
	260						SAME							
4/26	280						SAME.							
4/27														
	300													0

* When rock coring, enter rock brokenness.

** Include monitor reading in 6 foot intervals @ borehole. Increase reading frequency if elevated response read.

Remarks: _____

Drilling Area
 Background (ppm):

Converted to Well: Yes No Well I.D. #: BPOW 1-5



BORING LOG

PROJECT NAME: BETHPAGE OU-2 OFFSITE GW
 PROJECT NUMBER: 112G00622-PHASE II
 DRILLING COMPANY: DELTA WELL & PUMP
 DRILLING RIG: MUD ROTARY

BORING No.: BPOW 1-5
 DATE: 4/27/11
 GEOLOGIST: Conti
 DRILLER: B. Welischar

Sample No. and Type or RQD	Depth (Ft.) or Run No.	Blows / 6" or RQD (%)	Sample Recovery / Sample Length	Lithology Change (Depth/Ft.) or Screened Interval	MATERIAL DESCRIPTION			U S C S *	Remarks	PID/FID Reading (ppm)				
					Soil Density/ Consistency or Rock Hardness	Color	Material Classification			Sample	Sampler BZ	Borehole**	Driller BZ**	
	300				DENSE	GRAY BRN	SILTY SAND	SM	WET					0
	320						SAME							
	340						SAME							0
	360						SAME							
	380						SAME							0
	400						SAME							

4/27

* When rock coring, enter rock brokenness.

** Include monitor reading in 6 foot intervals @ borehole. Increase reading frequency if elevated response read.

Remarks: _____

Drilling Area
 Background (ppm):

Converted to Well: Yes No Well I.D. #: BPOW 1-5



BORING LOG

PROJECT NAME: BETHPAGE OU-2 OFFSITE GW
 PROJECT NUMBER: 112G00622-PHASE II
 DRILLING COMPANY: DELTA WELL & PUMP
 DRILLING RIG: MUD ROTARY

BORING No.: BPOW 1-5
 DATE: 4/28/11
 GEOLOGIST: Conti
 DRILLER: B. Welischar

Sample No. and Type or RQD	Depth (Ft.) or Run No.	Blows / 6" or RQD (%)	Sample Recovery / Sample Length	Lithology Change (Depth/Ft.) or Screened Interval	MATERIAL DESCRIPTION			U S C S *	Remarks	PID/FID Reading (ppm)				
					Soil Density/ Consistency or Rock Hardness	Color	Material Classification			Sample	Sampler BZ	Borehole**	Driller BZ**	
	400				DENSE	TAN BRN	SILTY SAND	SM	WET					0
	420						SAME							
	440						SAME - TR CLAY							0
	460						SAME							
	480						SAME							
	500													0

4/27
4/28

* When rock coring, enter rock brokenness.

** Include monitor reading in 6 foot intervals @ borehole. Increase reading frequency if elevated response read.

Remarks: _____

Drilling Area Background (ppm):

Converted to Well: Yes No Well I.D. #: BPOW 1-5



BORING LOG

PROJECT NAME: BETHPAGE OU-2 OFFSITE GW
 PROJECT NUMBER: 112G00622-PHASE II
 DRILLING COMPANY: DELTA WELL & PUMP
 DRILLING RIG: MUD ROTARY

BORING No.: BPOW 1-5
 DATE: 5/2/11
 GEOLOGIST: Conti
 DRILLER: B. Welischar

Sample No. and Type or RQD	Depth (Ft.) or Run No.	Blows / 6" or RQD (%)	Sample Recovery / Sample Length	Lithology Change (Depth/Ft.) or Screened Interval	MATERIAL DESCRIPTION			U S C S *	Remarks	PID/FID Reading (ppm)				
					Soil Density/ Consistency or Rock Hardness	Color	Material Classification			Sample	Sampler BZ	Borehole**	Driller BZ**	
	600				DENSE	TAN GRAY	SILTY SAND		WET					0
	620						SAME							
	640						SAME							
	660						SAME							0
	665			665 TD										
							SCREEN 600-650 + 5' SUMP							

5/2

* When rock coring, enter rock brokenness.

** Include monitor reading in 6 foot intervals @ borehole. Increase reading frequency if elevated response read.

Remarks: _____

Drilling Area Background (ppm):

Converted to Well: Yes No Well I.D. #: BPOW 1-5



BORING LOG

PROJECT NAME: BETHPAGE OU-2 OFFSITE GW
 PROJECT NUMBER: 112G00622-PHASE II
 DRILLING COMPANY: DELTA WELL & PUMP
 DRILLING RIG: MUD ROTARY

BORING No.: BPOW 1-6
 DATE: 3/31/11
 GEOLOGIST: Conti
 DRILLER: B. Welischar

Sample No. and Type or RQD	Depth (Ft.) or Run No.	Blows / 6" or RQD (%)	Sample Recovery / Sample Length	Lithology Change (Depth/Ft.) or Screened Interval	MATERIAL DESCRIPTION			U S C S *	Remarks	PID/FID Reading (ppm)										
					Soil Density/ Consistency or Rock Hardness	Color	Material Classification			Sample	Sampler BZ	Borehole**	Driller BZ**							
	0																			
									PLEASE SEE											0
									VBB-127 BOR											
									LOG AND											
	20								GAMMA LOG											
									FOR LITHOLOGY											
	40								SET 10" CAS TO											
									40'-USED CAS.											
									DRIVER											
	60																			0
	80																			
	100																			0

* When rock coring, enter rock brokenness.

** Include monitor reading in 6 foot intervals @ borehole. Increase reading frequency if elevated response read.

Remarks: 8" MUD ROTARY TO TD.

Drilling Area Background (ppm): 0

Converted to Well: Yes No Well I.D. #: BPOW 1-6



BORING LOG

PROJECT NAME: **BETHPAGE OU-2 OFFSITE GW**
 PROJECT NUMBER: **112G00622-PHASE II**
 DRILLING COMPANY: **DELTA WELL & PUMP**
 DRILLING RIG: **MUD ROTARY**

BORING No.: **BPOW 1-6**
 DATE: **4-4-11**
 GEOLOGIST: **Conti**
 DRILLER: **B. Welischar**

Sample No. and Type or RQD	Depth (Ft.) or Run No.	Blows / 6" or RQD (%)	Sample Recovery / Sample Length	Lithology Change (Depth/Ft.) or Screened Interval	MATERIAL DESCRIPTION			U S C S *	Remarks	PID/FID Reading (ppm)				
					Soil Density/ Consistency or Rock Hardness	Color	Material Classification			Sample	Sampler BZ	Borehole**	Driller BZ**	
	100				DENSE	GRAY	SAND - TR CLAY	SM /SP	WET					0
	120						SAME							
	140						SAME							
	160						SAME							0
	180						SAME							
	200													0

120
414
4/5

* When rock coring, enter rock brokenness.

** Include monitor reading in 6 foot intervals @ borehole. Increase reading frequency if elevated response read.

Remarks: _____

Drilling Area Background (ppm): 0

Converted to Well: Yes No Well I.D. #: BPOW 1-6



BORING LOG

PROJECT NAME: **BETHPAGE OU-2 OFFSITE GW**
 PROJECT NUMBER: **112G00622-PHASE II**
 DRILLING COMPANY: **DELTA WELL & PUMP**
 DRILLING RIG: **MUD ROTARY**

BORING No.: **BPOW 1-6**
 DATE: **4/5/11**
 GEOLOGIST: **Conti**
 DRILLER: **B. Welischar**

Sample No. and Type or RQD	Depth (Ft.) or Run No.	Blows / 6" or RQD (%)	Sample Recovery / Sample Length	Lithology Change (Depth/Ft.) or Screened Interval	MATERIAL DESCRIPTION			U S C S *	Remarks	PID/FID Reading (ppm)			
					Soil Density/ Consistency or Rock Hardness	Color	Material Classification			Sample	Sampler BZ	Borehole**	Driller BZ**
	200				DENSE	GRAY	SAND -TR CLAY	SM SP	WET				0
	220						SAME						
	240						SAME						
	260						SAME						0
	280						SAME						
	300						SAME						0

4/5

↑
4/6
↓

* When rock coring, enter rock brokenness.

** Include monitor reading in 6 foot intervals @ borehole. Increase reading frequency if elevated response read.

Remarks: _____

Drilling Area
 Background (ppm): 0

Converted to Well: Yes No Well I.D. #: BPOW 1-6



BORING LOG

PROJECT NAME: **BETHPAGE OU-2 OFFSITE GW**
 PROJECT NUMBER: **112G00622-PHASE II**
 DRILLING COMPANY: **DELTA WELL & PUMP**
 DRILLING RIG: **MUD ROTARY**

BORING No.: **BPOW 1-6**
 DATE: 4/6/11
 GEOLOGIST: **Conti**
 DRILLER: **B. Welischar**

Sample No. and Type or RQD	Depth (Ft.) or Run No.	Blows / 6" or RQD (%)	Sample Recovery / Sample Length	Lithology Change (Depth/Ft.) or Screened Interval	MATERIAL DESCRIPTION			U S C S *	Remarks	PID/FID Reading (ppm)				
					Soil Density/ Consistency or Rock Hardness	Color	Material Classification			Sample	Sampler BZ	Borehole**	Driller BZ**	
	300				DENSE	GRAY	SAND - TR CLAY	SM /SP	WET					0
	320						SAME							
	340						SAME							
	360						SAME							0
	380						SAME							
	400						SAME							0

4/6
4/7

* When rock coring, enter rock brokenness.

** Include monitor reading in 6 foot intervals @ borehole. Increase reading frequency if elevated response read.

Remarks: _____

Drilling Area
Background (ppm): 0

Converted to Well: Yes No _____ Well I.D. #: BPOW 1-6



BORING LOG

PROJECT NAME: **BETHPAGE OU-2 OFFSITE GW**
 PROJECT NUMBER: **112G00622-PHASE II**
 DRILLING COMPANY: **DELTA WELL & PUMP**
 DRILLING RIG: **MUD ROTARY**

BORING No.: **BPOW 1-6**
 DATE: **4/7/11**
 GEOLOGIST: **Conti**
 DRILLER: **B. Welischar**

Sample No. and Type or RQD	Depth (Ft.) or Run No.	Blows / 6" or RQD (%)	Sample Recovery / Sample Length	Lithology Change (Depth/Ft.) or Screened Interval	MATERIAL DESCRIPTION			U S C S *	Remarks	PID/FID Reading (ppm)			
					Soil Density/ Consistency or Rock Hardness	Color	Material Classification			Sample	Sampler BZ	Borehole**	Driller BZ**
	400				DENSE	GRAY	SAND - TR CLAY	SM SP	WET				0
	420						SAME						
	440						SAME						
	460						SAME						0
	480						SAME						
	500						SAME						0

4/7/11
↓

* When rock coring, enter rock brokenness.

** Include monitor reading in 6 foot intervals @ borehole. Increase reading frequency if elevated response read.

Remarks: _____

Drilling Area
Background (ppm):

Converted to Well: Yes No Well I.D. #: **BPOW 1-6**



BORING LOG

PROJECT NAME: **BETHPAGE OU-2 OFFSITE GW**
 PROJECT NUMBER: **112G00622-PHASE II**
 DRILLING COMPANY: **DELTA WELL & PUMP**
 DRILLING RIG: **MUD ROTARY**

BORING No.: **BPOW 1-6**
 DATE: **4/7/11**
 GEOLOGIST: **Conti**
 DRILLER: **B. Welischar**

Sample No. and Type or RQD	Depth (Ft.) or Run No.	Blows / 6" or ROD (%)	Sample Recovery / Sample Length	Lithology Change (Depth/Ft.) or Screened Interval	MATERIAL DESCRIPTION			U S C S *	Remarks	PID/FID Reading (ppm)				
					Soil Density/ Consistency or Rock Hardness	Color	Material Classification			Sample	Sampler BZ	Borehole**	Driller BZ**	
	500				DENSE	GRAY	SAND - TR CLAY	SP SM	WET					0
	520						SAME							
	540						SAME							
	560						SAME							0
	580						SAME							
	600						SAME							0

4/7/11
4/8/11

* When rock coring, enter rock brokenness.

** Include monitor reading in 6 foot intervals @ borehole. Increase reading frequency if elevated response read.

Remarks: _____

Drilling Area Background (ppm): 0

Converted to Well: Yes No _____ Well I.D. #: BPOW 1-6



BORING LOG

PROJECT NAME: **BETHPAGE OU-2 OFFSITE GW**
 PROJECT NUMBER: **112G00622-PHASE II**
 DRILLING COMPANY: **DELTA WELL & PUMP**
 DRILLING RIG: **MUD ROTARY**

BORING No.: **BPOW 1-6**
 DATE: 4/11/11
 GEOLOGIST: **Conti**
 DRILLER: **B. Welischar**

Sample No. and Type or RQD	Depth (Ft.) or Run No.	Blows / 6" or RQD (%)	Sample Recovery / Sample Length	Lithology Change (Depth/Ft.) or Screened Interval	MATERIAL DESCRIPTION			U S C S *	Remarks	PID/FID Reading (ppm)				
					Soil Density/ Consistency or Rock Hardness	Color	Material Classification			Sample	Sampler BZ	Borehole**	Driller BZ**	
	600				DENSE	GRAY	SAND - TR CLAY	SP SM	WET					0
	620						SAME							
	640						SAME							
	660						SAME							0
	680						SAME							
	700						SAME							0

4/8/11
4/11/11

* When rock coring, enter rock brokenness.

** Include monitor reading in 6 foot intervals @ borehole. Increase reading frequency if elevated response read.

Remarks: _____

Drilling Area Background (ppm): 0

Converted to Well: Yes No Well I.D. #: BPOW 1-6



BORING LOG

PROJECT NAME: **BETHPAGE OU-2 OFFSITE GW**
 PROJECT NUMBER: **112G00622-PHASE II**
 DRILLING COMPANY: **DELTA WELL & PUMP**
 DRILLING RIG: **MUD ROTARY**

BORING No.: **BPOW 1-6**
 DATE: **4/12/11**
 GEOLOGIST: **Conti**
 DRILLER: **B. Welischar**

Sample No. and Type or RQD	Depth (Ft.) or Run No.	Blows / 6" or RQD (%)	Sample Recovery / Sample Length	Lithology Change (Depth/Ft.) or Screened Interval	MATERIAL DESCRIPTION			U S C S *	Remarks	PID/FID Reading (ppm)			
					Soil Density/ Consistency or Rock Hardness	Color	Material Classification			Sample	Sampler BZ	Borehole**	Driller BZ**
	700				DENSE	LT. GRAY	SAND-SOME GRAVEL	SP/GW	WET LOSE SOME CIRCULATION				0
	720						SAME						
	740						SAME						
	760						SAME						0
	780			770 TD			TD 770						
	800												

4/11
4/12

* When rock coring, enter rock brokenness.

** Include monitor reading in 6 foot intervals @ borehole. Increase reading frequency if elevated response read.

Remarks: _____

Drilling Area Background (ppm): 0

Converted to Well: Yes No Well I.D. #: BPOW 1-6



Tetra Tech NUS, Inc.

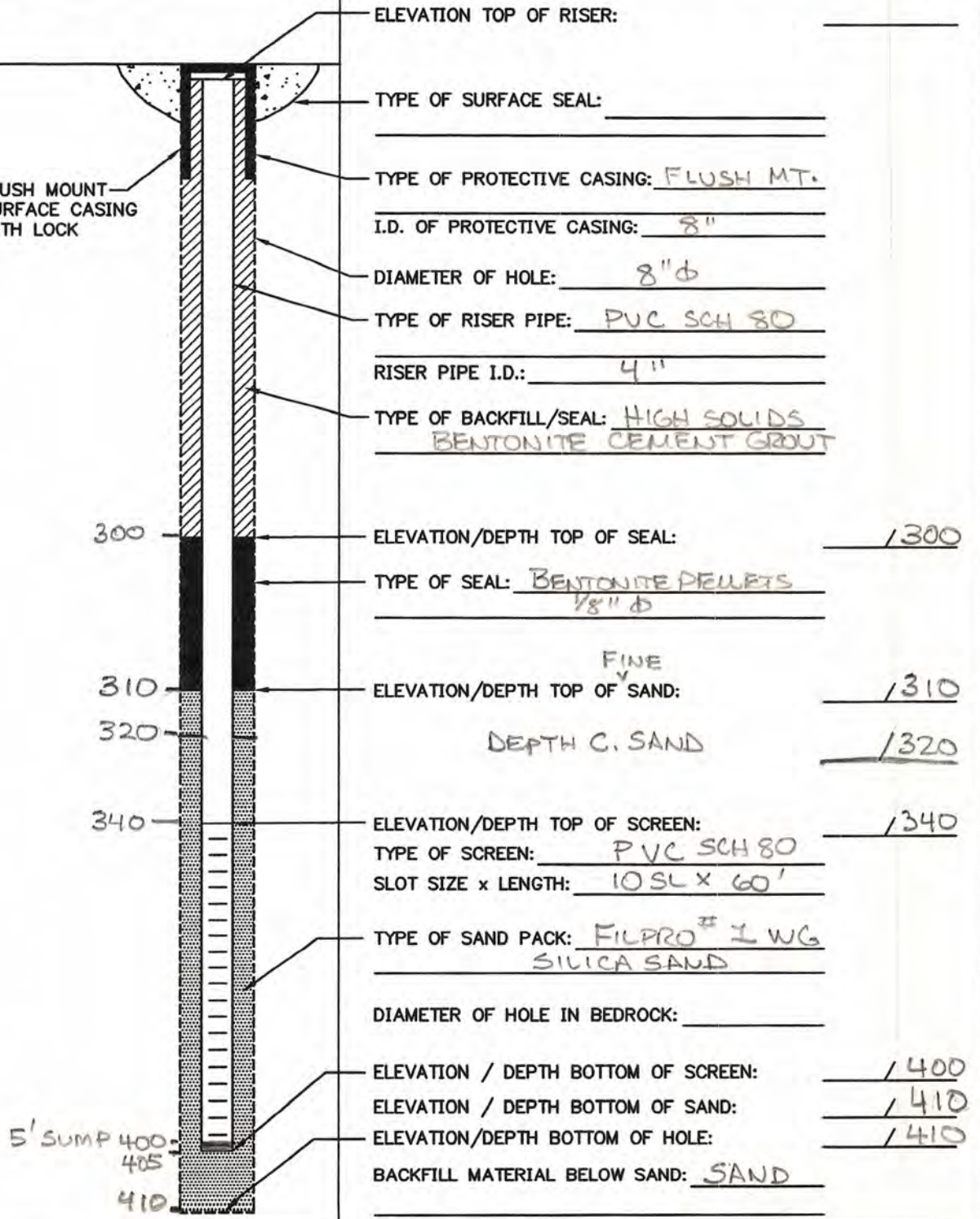
OVERBURDEN MONITORING WELL SHEET FLUSH - MOUNT

WELL NO.: BPOW 1-4

PROJECT <u>BETHPAGE 0U2</u>	LOCATION <u>BETHPAGE NY</u>	DRILLER <u>B. WELISCHAR</u>
PROJECT NO. <u>112600622</u>	BORING <u>BPOW 1-4</u>	DRILLING METHOD <u>MUD ROT</u>
DATE BEGUN <u>5/23/11</u>	DATE COMPLETED <u>5/25/11</u>	DEVELOPMENT METHOD <u>AIR/PUMP</u>
FIELD GEOLOGIST <u>CONTI</u>	GROUND ELEVATION _____	DATUM _____

ACAD: FORM_MWFM.dwg 07/20/99 INL

FLUSH MOUNT
SURFACE CASING
WITH LOCK





Tetra Tech NUS, Inc.

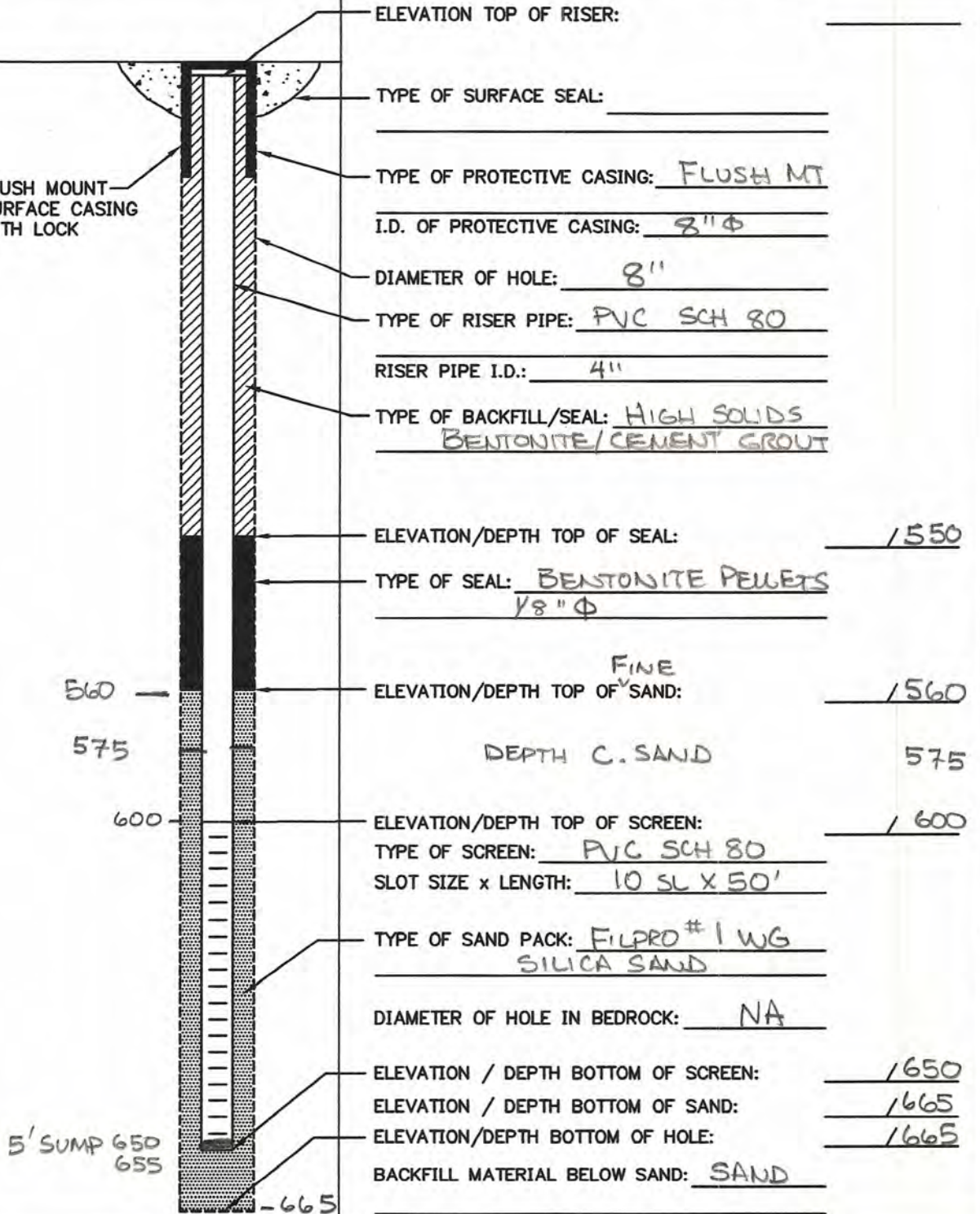
OVERBURDEN MONITORING WELL SHEET FLUSH - MOUNT

WELL NO.: BPOW 1-5

PROJECT <u>BETHPAGE OU 2</u>	LOCATION <u>BETHPAGE NY</u>	DRILLER <u>WELISCHAR</u>
PROJECT NO. <u>112600622</u>	BORING <u>BPOW 1-5</u>	DRILLING METHOD <u>MUD ROT</u>
DATE BEGUN <u>5-3-11</u>	DATE COMPLETED <u>5/6/11</u>	DEVELOPMENT METHOD <u>PUMP/AIR</u>
FIELD GEOLOGIST <u>CONTI</u>	GROUND ELEVATION _____	DATUM _____

ACAD: FORM_MWFEM.dwg 07/28/99 INL

FLUSH MOUNT
SURFACE CASING
WITH LOCK



ELEVATION TOP OF RISER: _____

TYPE OF SURFACE SEAL: _____

TYPE OF PROTECTIVE CASING: FLUSH MT

I.D. OF PROTECTIVE CASING: 8" Φ

DIAMETER OF HOLE: 8"

TYPE OF RISER PIPE: PVC SCH 80

RISER PIPE I.D.: 4"

TYPE OF BACKFILL/SEAL: HIGH SOLIDS BENTONITE/CEMENT GROUT

ELEVATION/DEPTH TOP OF SEAL: 1550

TYPE OF SEAL: BENTONITE PELLETS 1/8" Φ

ELEVATION/DEPTH TOP OF FINE SAND: 1560

DEPTH C. SAND: 575

ELEVATION/DEPTH TOP OF SCREEN: 1600

TYPE OF SCREEN: PVC SCH 80

SLOT SIZE x LENGTH: 10 SL x 50'

TYPE OF SAND PACK: FILPRO #1 WG SILICA SAND

DIAMETER OF HOLE IN BEDROCK: NA

ELEVATION / DEPTH BOTTOM OF SCREEN: 1650

ELEVATION / DEPTH BOTTOM OF SAND: 1665

ELEVATION/DEPTH BOTTOM OF HOLE: 1665

BACKFILL MATERIAL BELOW SAND: SAND

5' SUMP 650
655

-665



Tetra Tech NUS, Inc.

OVERBURDEN MONITORING WELL SHEET FLUSH - MOUNT

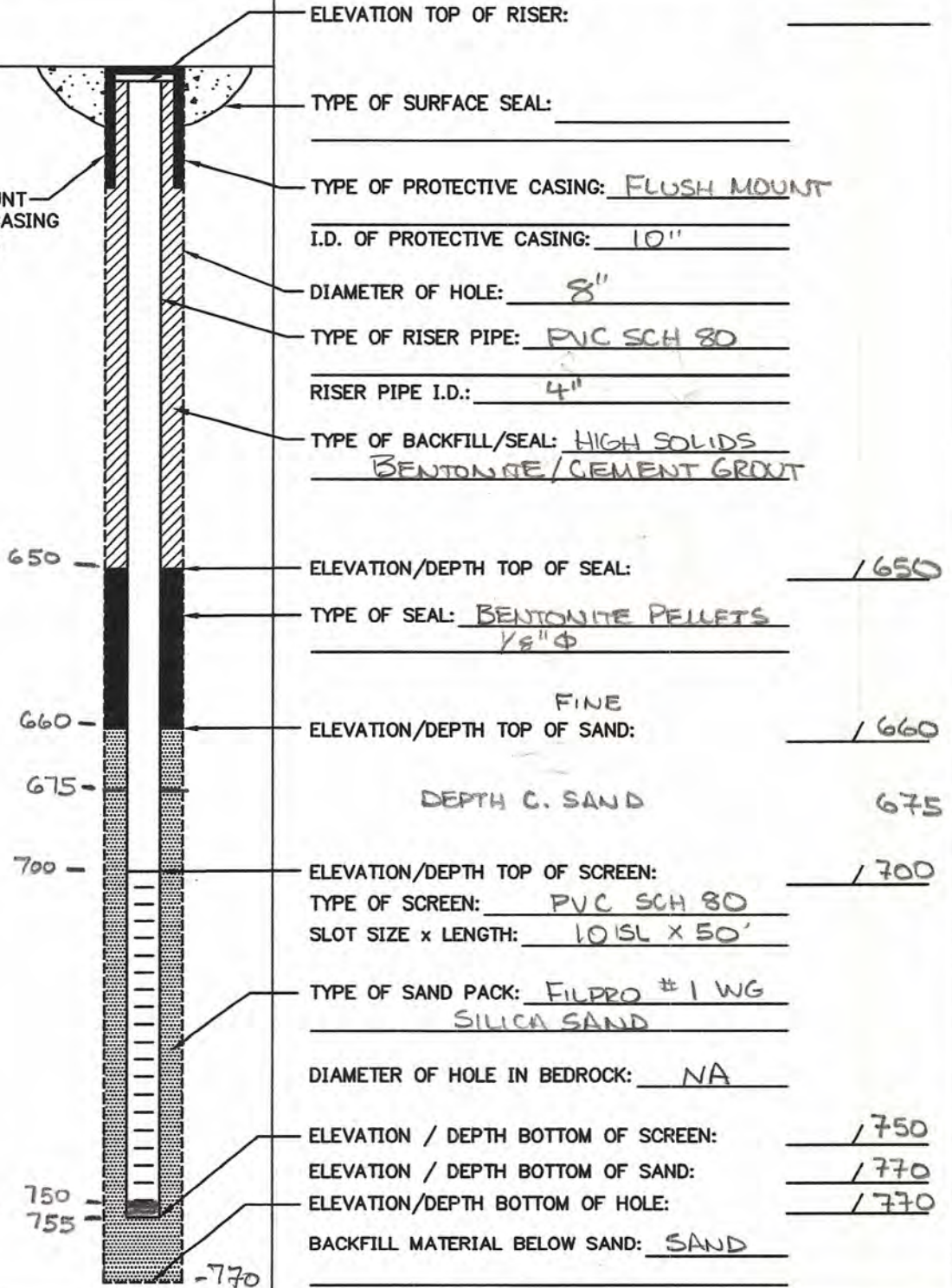
WELL NO.: BPOW 1-6

VPB-127 LOC.

PROJECT <u>BETHPAGE OU 2</u>	LOCATION <u>BETHPAGE NY</u>	DRILLER <u>WELISCHAR</u>
PROJECT NO. <u>112G00622</u>	BORING <u>BPOW 1-6</u>	DRILLING METHOD <u>MUD ROT</u>
DATE BEGUN <u>4-12-11</u>	DATE COMPLETED <u>4-14-11</u>	DEVELOPMENT METHOD <u>PUMP/AIR</u>
FIELD GEOLOGIST <u>CONTI</u>		
GROUND ELEVATION _____	DATUM _____	

ACAD: FORM_MWPM.dwg 07/20/99 INL

FLUSH MOUNT
SURFACE CASING
WITH LOCK



ELEVATION TOP OF RISER: _____

TYPE OF SURFACE SEAL: _____

TYPE OF PROTECTIVE CASING: FLUSH MOUNT

I.D. OF PROTECTIVE CASING: 10"

DIAMETER OF HOLE: 8"

TYPE OF RISER PIPE: PVC SCH 80

RISER PIPE I.D.: 4"

TYPE OF BACKFILL/SEAL: HIGH SOLIDS BENTONITE / CEMENT GROUT

ELEVATION/DEPTH TOP OF SEAL: 650 / 650

TYPE OF SEAL: BENTONITE PELLETS 1/8" Ø

ELEVATION/DEPTH TOP OF SAND: 660 / 660

DEPTH C. SAND: 675

ELEVATION/DEPTH TOP OF SCREEN: 700 / 700

TYPE OF SCREEN: PVC SCH 80

SLOT SIZE x LENGTH: 10 ISL x 50'

TYPE OF SAND PACK: FILPRO #1 WG SILICA SAND

DIAMETER OF HOLE IN BEDROCK: NA

ELEVATION / DEPTH BOTTOM OF SCREEN: 750 / 750

ELEVATION / DEPTH BOTTOM OF SAND: 770 / 770

ELEVATION/DEPTH BOTTOM OF HOLE: 770 / 770

BACKFILL MATERIAL BELOW SAND: SAND

BPOW 1-4

AIR



Tetra Tech NUS, Inc.

MONITORING WELL DEVELOPMENT RECORD

Well: BPOW 1-4 Depth to Bottom (ft.): 405' Responsible Personnel: Xuejun Chen
 Site: BETHPAGE OU2 Static Water Level Before (ft.): 19.25 Drilling Co.: Delta
 Date Installed: 5/23/2011 Static Water Level After (ft.): 12.05 Project Name: Bethpage OU-2 Offsite GW
 Date Developed: 6/18/11 to 6/19/11 Screen Length (ft.): 60' Project Number: 112G00622
 Dev. Method: AIR/PUMP Specific Capacity: _____
 Pump Type: NA Casing ID (in.): 4" ID Note: Airline PE Tubing at 200 feet

Time	Estimated Sediment Thickness (Ft.)	Cumulative Water Volume (Gal.)	Water Level Readings (Ft. below TOC)	Temperature (Degrees C)	pH	Specific Conductance (Units _____)	Turbidity (NTU)	Remarks (odor, color, etc.)
6/18/11								
11:40	NA	0	19.25					
12:00	NA	910	—	17.11	5.69	0.372	>3999	Brown Gray, Very Turbid. No color
12:30	NA	2270	—	18.26	6.08	0.272	>3999	Brown Gray, Very Turbid
13:00	NA	3640	—	20.47	5.52	0.108	139	Slight Turbid
13:30	NA	5000	—	19.29	4.70	0.104	40.3	Light Gray Tint
6/19/11	8:20	Start air - Lift development						
8:50	NA	1410	—	18.87	4.61	0.105	38.2	Light Gray Tint, No Odor
9:20	NA	2820	—	17.46	4.39	0.101	77.1	Gray Tint
9:50	NA	4230	—	19.58	4.33	0.100	65.6	Gray Tint
10:20	NA	5640	—	18.17	4.26	0.103	52.4	Gray Tint
10:40	NA	6800	—	17.86	4.18	0.101	39.6	Light Gray Tint
11:10	NA	8000	—	18.58	4.14	0.108	8.73	Clear
		Total	Air Lift Development:					13,000 Gallons



Tetra Tech NUS, Inc.

BPOW 1-5

MONITORING WELL DEVELOPMENT RECORD

AIR

Well: BPOW 1-5 Depth to Bottom (ft.): 655' Responsible Personnel: Xuejun Chen
 Site: BETHPAGE OU2 Static Water Level Before (ft.): 25.40 Drilling Co.: Delta
 Date Installed: 5/3/2011 Static Water Level After (ft.): 13.15 Project Name: Bethpage OU-2 Offsite GW
 Date Developed: 6/6/11 to 6/18/11 Screen Length (ft.): 50' Project Number: 112G00622
 Dev. Method: AIR/PUMP Specific Capacity: _____
 Pump Type: NA Casing ID (in.): 4" ID

Time	Estimated Sediment Thickness (Ft.)	Cumulative Water Volume (Gal.)	Water Level Readings (Ft. below TOC)	Temperature (Degrees C)	pH	Specific Conductance (Units $\mu S/cm$)	Turbidity (NTU)	Remarks (odor, color, etc.)
6/6/2011								
10:35	NA	0	25.4					
11:00	NA	1250	—	15.02	5.59	0.182	3899	Overrange Brown Gray - Very Turbid. No Odor
11:30	NA	2750	—	17.34	6.34	0.064	3795	Light Brown Turbid. no Odor
12:00	NA	4500	—	15.37	6.32	0.038	1097	Light Brown Turbid.
6/17/11	8:40	Start air-lift development						
9:00	NA	780	—	16.81	5.43	0.092	3358	Light Brown Turbid. no Odor
9:30	NA	1900	—	16.88	5.63	0.038	909	Cloudy. no Odor
10:00	NA	3040	—	15.30	5.63	0.031	1518	Cloudy
10:30	NA	4100	—	17.92	5.54	0.031	722	Cloudy
11:00	NA	5300	—	16.69	5.54	0.026	93.4	Gray Tint
11:30	NA	6400	—	15.72	5.45	0.026	63.4	Gray Tint
12:00	NA	7500	—	16.11	5.40	0.027	668	Cloudy
6/18/11	8:20	Start air-lift development						
8:40	NA	340	—	19.05	4.93	0.083	607	Cloudy. No odor
9:00	NA	680	—	16.97	5.07	0.032	932	Light Brown Turbid
9:30	NA	1200	—	16.09	5.07	0.030	157	Gray Tint
10:00	NA	1650	—	15.17	5.12	0.028	140	Gray Tint
10:30	NA	2150	—	15.06	5.08	0.028	125	Slight Turbid



Tetra Tech NUS, Inc.

BPOW 1-5
PUMP

MONITORING WELL DEVELOPMENT RECORD

Page 1 of 2

Well: BPOW 1-5 Depth to Bottom (ft.): 655' Responsible Personnel: Xuejun Chen
 Site: BETHPAGE OU 2 Static Water Level Before (ft.): 11.75' Drilling Co.: Delta
 Date Installed: 5/3/2011 Static Water Level After (ft.): 11.42' Project Name: Bethpage OU-2 Offsite GW
 Date Developed: 6/14/11 to 6/15/11 Screen Length (ft.): 50' Project Number: 112G00622
 Dev. Method: PUMP Specific Capacity: 0.5' DD @ 17 GPM
 Pump Type: 3" ϕ Submersible Casing ID (in.): 4" ϕ ID

Time	Estimated Sediment Thickness (Ft.)	Cumulative Water Volume (Gal.)	Water Level Readings (Ft. below TOC)	Temperature (Degrees C)	pH	Specific Conductance (Units $\mu S/cm$)	Turbidity (NTU)	Remarks (odor, color, etc.)
6/14/11								
11:10	NA	0	11.75					Pump at 600 feet (TOC)
11:20	NA	165	12.53	13.15	5.27	0.030	55.6	Gray Tint, No Odor
11:40	NA	500	12.53	12.71	5.19	0.029	30.8	Light Gray Tint
12:00	NA	840	12.52	12.60	5.11	0.029	25.3	Slight Tint
12:20	NA	1180	12.48	12.54	5.04	0.029	22.8	Slight Tint
12:50	NA	1670	12.45	12.85	5.04	0.028	21.9	Slight Tint
13:10	NA	2020	12.40	13.22	5.13	0.028	19.6	Slight Tint
13:40	NA	2500	12.33	13.17	5.18	0.027	18.8	Slight Tint
14:10	NA	3030	12.24	13.29	5.23	0.027	18.2	Slight Tint
6/15/11 8:50	NA	0	11.72					Pump at 625 feet (TOC)
9:10	NA	400	12.43	13.22	4.95	0.098	27.9	Light Gray Tint, No Odor
9:30	NA	760	12.45	12.98	4.98	0.032	24.4	Slight Tint
9:50	NA	1090	12.45	12.77	4.97	0.028	21.0	Slight Tint
10:10	NA	1440	12.45	12.84	5.09	0.027	17.3	Slight Tint
10:30	NA	1780	12.45	12.95	5.14	0.028	17.8	Slight Tint
10:50	NA	2120	12.45	13.12	5.19	0.027	16.2	Slight Tint
11:10	NA	2460	12.42	13.32	5.26	0.027	14.3	Clear - Slight Tint
11:30	NA	2800	12.40	13.28	5.27	0.027	15.4	Clear - Slight Tint



Tetra Tech NUS, Inc.

MONITORING WELL DEVELOPMENT RECORD

Page 1 of 2

BPOW 1-6

AIR

Well: BPOW 1-6 Depth to Bottom (ft.): 755' Responsible Personnel: Xuejun Chen
 Site: BETHPAGE OU 2 Static Water Level Before (ft.): 19.41 Drilling Co.: Delta
 Date Installed: 4/14/2011 Static Water Level After (ft.): 14.10 Project Name: Bethpage OU-2 Offsite GW
 Date Developed: 6/2/11 to 6/6/11 Screen Length (ft.): 50' Project Number: 112G00622
 Dev. Method: AIR/PUMP Specific Capacity: _____
 Pump Type: NA Casing ID (in.): 4" ID

Time	Estimated Sediment Thickness (Ft.)	Cumulative Water Volume (Gal.)	Water Level Readings (Ft. below TOC)	Temperature (Degrees C)	pH	Specific Conductance (Units _____)	Turbidity (NTU)	Remarks (odor, color, etc.)
6/2/11								
12:50	NA	0	19.41					
13:20	NA	1370	—	18.67	5.36	0.094	141	cloudy, No odor
13:50	NA	2730	—	17.98	4.90	0.043	78.5	Light Brown, No odor
14:20	NA	4100	—	17.13	4.91	0.034	64.9	Light Gray Tint
14:40	NA	5000	—	16.45	4.70	0.031	61.0	Light Gray Tint
6/3/11	9:10	Start	Air-lift	development				
9:40	NA	1500	—	14.19	5.20	0.088	73999	Brown Gray - Very Turbid
10:00	NA	2500	—	14.05	5.05	0.041	44.2	Tint
10:30	NA	4000	—	13.62	5.05	0.031	1899	Light Brown Turbid
11:00	NA	5500	—	14.98	5.50	0.031	113	Light cloudy
11:30	NA	7000	—	18.36	5.30	0.031	24.4	clear
12:00	NA	8000	—	15.39	5.81	0.027	22.6	clear, stop at 12:00
12:50	NA	8400	—	15.52	5.68	0.026	129	cloudy, Restart at 12:30
13:00	NA	8600	—	16.64	5.66	0.027	106.8	cloudy
6/6/11	8:30	Start	Air-lift	development				Water level 13.10 ft TOC
8:50	NA	700	—	16.23	4.84	0.090	2383	Light Brown Turbid
9:10	NA	1700	—	14.95	5.05	0.033	130	cloudy
9:30	NA	2100	—	16.03	5.15	0.031	69.2	Light Gray Tint

**BPOW 1-6
PUMP**



Tetra Tech NUS, Inc.

MONITORING WELL DEVELOPMENT RECORD

Well: BPOW 1-6 Depth to Bottom (ft.): 755 Responsible Personnel: Xuejun Chen
 Site: BETHPAGE OU 2 Static Water Level Before (ft.): 12.08 Drilling Co.: Delta
 Date Installed: 4/12/2011 Static Water Level After (ft.): 12.25 Project Name: Bethpage OU-2 Offsite GW
 Date Developed: 6/13/11 to 6/14/11 Screen Length (ft.): 50' Project Number: 112G00622
 Dev. Method: PUMP Specific Capacity: 1.55' DD @ 16.7 GPM
 Pump Type: 3"Ø Submersible Casing ID (in.): 4"Ø ID

Time	Estimated Sediment Thickness (Ft.)	Cumulative Water Volume (Gal.)	Water Level Readings (Ft. below TOC)	Temperature (Degrees C)	pH	Specific Conductance (Units $\frac{mS}{cm}$)	Turbidity (NTU)	Remarks (odor, color, etc.)
6/13/11								
10:35	NA	0	12.08					PUMP at 700' TOC
10:40	NA	100	13.60	14.73	4.79	0.052	456	cloudy (Tan) No odor
11:00	NA	400	13.64	13.85	4.70	0.030	91.8	Gray Tint
11:30	NA	870	13.65	14.15	4.75	0.029	54.0	Light Gray Tint
11:50	NA	1200	13.64	13.87	4.76	0.028	16.3	Clear
12:10	NA	1510	13.64	13.80	4.80	0.028	15.3	clear
12:30	NA	1820	13.60	13.79	4.78	0.028	12.3	clear
12:50	NA	2140	13.50	13.73	4.79	0.027	18.0	clear
13:10	NA	2500	13.45	13.69	4.81	0.027	9.42	clear
13:20	NA	2560	13.35					13:20 pump at 725' TOC
13:30	NA	2710	13.40	13.80	4.85	0.027	52.9	Light Gray Tint
13:50	NA	3010	13.35	13.76	4.85	0.027	22.6	Tint
14:10	NA	3340	13.31	13.43	4.83	0.027	13.0	clear
14:40	NA	3870	13.30	13.90	4.91	0.027	9.98	clear
6/14/11	Start Pump development at			8:40	Water Level	12.06	TOC.	
8:50	NA	180	13.58	13.85	4.75	0.110	35.3	Slight Gray Tint
9:10	NA	500	13.60	13.01	4.84	0.034	23.3	Slight Tint
9:30	NA	820	13.62	12.78	4.66	0.027	13.0	Clear

Report of Analysis

Client:	Tetra Tech NUS, Inc.	Date Collected:	06/14/11
Project:	Bethpage CTO-066	Date Received:	06/17/11
Client Sample ID:	BP-BP0W1-6-061411	SDG No.:	c2729
Lab Sample ID:	C2729-01	Matrix:	WATER
Analytical Method:	E624	% Moisture:	100
Sample Wt/Vol:	5 Units: mL	Final Vol:	5000 uL
Soil Aliquot Vol:	uL	Test:	VOC-TCLVOA-10
GC Column:	RTX-VMS ID : 0.18	Level :	LOW

File ID/Qc Batch:	Dilution:	Prep Date	Date Analyzed	Prep Batch ID
VH041568.D	1		06/18/11	VH061711

CAS Number	Parameter	Conc.	Qualifier	MDL	LOQ / CRQL	Units
------------	-----------	-------	-----------	-----	------------	-------

TARGETS

75-71-8	Dichlorodifluoromethane	0.29	U	0.29	1	ug/L
74-87-3	Chloromethane	0.33	U	0.33	1	ug/L
75-01-4	Vinyl Chloride	0.35	U	0.35	1	ug/L
74-83-9	Bromomethane	0.36	U	0.36	1	ug/L
75-00-3	Chloroethane	0.21	U	0.21	1	ug/L
75-69-4	Trichlorofluoromethane	0.39	U	0.39	1	ug/L
76-13-1	1,1,2-Trichlorotrifluoroethane	0.41	U	0.41	1	ug/L
75-35-4	1,1-Dichloroethene	0.39	U	0.39	1	ug/L
67-64-1	Acetone	1	U	1	5	ug/L
75-15-0	Carbon Disulfide	0.35	U	0.35	1	ug/L
1634-04-4	Methyl tert-Butyl Ether	0.41	U	0.41	1	ug/L
79-20-9	Methyl Acetate	0.41	U	0.41	1	ug/L
75-09-2	Methylene Chloride	0.2	U	0.2	1	ug/L
156-60-5	trans-1,2-Dichloroethene	0.39	U	0.39	1	ug/L
75-34-3	1,1-Dichloroethane	0.24	U	0.24	1	ug/L
110-82-7	Cyclohexane	0.28	U	0.28	1	ug/L
78-93-3	2-Butanone	1	U	1	5	ug/L
56-23-5	Carbon Tetrachloride	0.2	U	0.2	1	ug/L
156-59-2	cis-1,2-Dichloroethene	0.2	U	0.2	1	ug/L
67-66-3	Chloroform	0.19	U	0.19	1	ug/L
71-55-6	1,1,1-Trichloroethane	0.3	U	0.3	1	ug/L
108-87-2	Methylcyclohexane	0.36	U	0.36	1	ug/L
71-43-2	Benzene	0.26	U	0.26	1	ug/L
107-06-2	1,2-Dichloroethane	0.18	U	0.18	1	ug/L
79-01-6	Trichloroethene	0.36	U	0.36	1	ug/L
78-87-5	1,2-Dichloropropane	0.21	U	0.21	1	ug/L
75-27-4	Bromodichloromethane	0.47	U	0.47	1	ug/L
108-10-1	4-Methyl-2-Pentanone	1	U	1	5	ug/L
108-88-3	Toluene	0.17	U	0.17	1	ug/L
10061-02-6	t-1,3-Dichloropropene	0.4	U	0.4	1	ug/L
10061-01-5	cis-1,3-Dichloropropene	254 0.42	U	0.42	1	ug/L

Report of Analysis

Client:	Tetra Tech NUS, Inc.	Date Collected:	06/15/11
Project:	Bethpage CTO-066	Date Received:	06/17/11
Client Sample ID:	BP-BP0W1-5-061511	SDG No.:	c2729
Lab Sample ID:	C2729-02	Matrix:	WATER
Analytical Method:	E624	% Moisture:	100
Sample Wt/Vol:	5 Units: mL	Final Vol:	5000 uL
Soil Aliquot Vol:	uL	Test:	VOC-TCLVOA-10
GC Column:	RTX-VMS ID : 0.18	Level :	LOW

File ID/Qc Batch:	Dilution:	Prep Date	Date Analyzed	Prep Batch ID
VH041569.D	1		06/18/11	VH061711

CAS Number	Parameter	Conc.	Qualifier	MDL	LOQ / CRQL	Units
------------	-----------	-------	-----------	-----	------------	-------

TARGETS

75-71-8	Dichlorodifluoromethane	0.29	U	0.29	1	ug/L
74-87-3	Chloromethane	0.33	U	0.33	1	ug/L
75-01-4	Vinyl Chloride	0.35	U	0.35	1	ug/L
74-83-9	Bromomethane	0.36	U	0.36	1	ug/L
75-00-3	Chloroethane	0.21	U	0.21	1	ug/L
75-69-4	Trichlorofluoromethane	0.39	U	0.39	1	ug/L
76-13-1	1,1,2-Trichlorotrifluoroethane	0.41	U	0.41	1	ug/L
75-35-4	1,1-Dichloroethene	0.39	U	0.39	1	ug/L
67-64-1	Acetone	1	U	1	5	ug/L
75-15-0	Carbon Disulfide	0.35	U	0.35	1	ug/L
1634-04-4	Methyl tert-Butyl Ether	0.41	U	0.41	1	ug/L
79-20-9	Methyl Acetate	0.41	U	0.41	1	ug/L
75-09-2	Methylene Chloride	0.2	U	0.2	1	ug/L
156-60-5	trans-1,2-Dichloroethene	0.39	U	0.39	1	ug/L
75-34-3	1,1-Dichloroethane	0.24	U	0.24	1	ug/L
110-82-7	Cyclohexane	0.28	U	0.28	1	ug/L
78-93-3	2-Butanone	1	U	1	5	ug/L
56-23-5	Carbon Tetrachloride	0.2	U	0.2	1	ug/L
156-59-2	cis-1,2-Dichloroethene	0.2	U	0.2	1	ug/L
67-66-3	Chloroform	0.19	U	0.19	1	ug/L
71-55-6	1,1,1-Trichloroethane	0.3	U	0.3	1	ug/L
108-87-2	Methylcyclohexane	0.36	U	0.36	1	ug/L
71-43-2	Benzene	0.26	U	0.26	1	ug/L
107-06-2	1,2-Dichloroethane	0.18	U	0.18	1	ug/L
79-01-6	Trichloroethene	0.36	U	0.36	1	ug/L
78-87-5	1,2-Dichloropropane	0.21	U	0.21	1	ug/L
75-27-4	Bromodichloromethane	0.47	U	0.47	1	ug/L
108-10-1	4-Methyl-2-Pentanone	1	U	1	5	ug/L
108-88-3	Toluene	0.17	U	0.17	1	ug/L
10061-02-6	t-1,3-Dichloropropene	0.4	U	0.4	1	ug/L
10061-01-5	cis-1,3-Dichloropropene	256 0.42	U	0.42	1	ug/L

Report of Analysis

Client:	Tetra Tech NUS, Inc.	Date Collected:	06/15/11
Project:	Bethpage CTO-066	Date Received:	06/17/11
Client Sample ID:	BP-BP0W1-5-061511	SDG No.:	c2729
Lab Sample ID:	C2729-02	Matrix:	WATER
Analytical Method:	E624	% Moisture:	100
Sample Wt/Vol:	5 Units: mL	Final Vol:	5000 uL
Soil Aliquot Vol:	uL	Test:	VOC-TCLVOA-10
GC Column:	RTX-VMS ID : 0.18	Level :	LOW

File ID/Qc Batch:	Dilution:	Prep Date	Date Analyzed	Prep Batch ID
VH041569.D	1		06/18/11	VH061711

CAS Number	Parameter	Conc.	Qualifier	MDL	LOQ / CRQL	Units
79-00-5	1,1,2-Trichloroethane	0.2	U	0.2	1	ug/L
591-78-6	2-Hexanone	1	U	1	5	ug/L
124-48-1	Dibromochloromethane	0.2	U	0.2	1	ug/L
106-93-4	1,2-Dibromoethane	0.32	U	0.32	1	ug/L
127-18-4	Tetrachloroethene	0.2	U	0.2	1	ug/L
108-90-7	Chlorobenzene	0.26	U	0.26	1	ug/L
100-41-4	Ethyl Benzene	0.26	U	0.26	1	ug/L
179601-23-1	m/p-Xylenes	0.35	U	0.35	2	ug/L
95-47-6	o-Xylene	0.22	U	0.22	1	ug/L
100-42-5	Styrene	0.23	U	0.23	1	ug/L
75-25-2	Bromoform	0.2	U	0.2	1	ug/L
98-82-8	Isopropylbenzene	0.11	U	0.11	1	ug/L
79-34-5	1,1,2,2-Tetrachloroethane	0.46	U	0.46	1	ug/L
541-73-1	1,3-Dichlorobenzene	0.37	U	0.37	1	ug/L
106-46-7	1,4-Dichlorobenzene	0.22	U	0.22	1	ug/L
95-50-1	1,2-Dichlorobenzene	0.19	U	0.19	1	ug/L
96-12-8	1,2-Dibromo-3-Chloropropane	0.2	U	0.2	1	ug/L
120-82-1	1,2,4-Trichlorobenzene	0.38	U	0.38	1	ug/L
SURROGATES						
17060-07-0	1,2-Dichloroethane-d4	28		50 - 169	93%	SPK: 30
2037-26-5	Toluene-d8	31.9		66 - 137	106%	SPK: 30
460-00-4	4-Bromofluorobenzene	29.5		56 - 143	98%	SPK: 30
INTERNAL STANDARDS						
74-97-5	Bromochloromethane	75753	3.4			
540-36-3	1,4-Difluorobenzene	342956	4.6			
3114-55-4	Chlorobenzene-d5	253094	7.95			

Report of Analysis

Client:	Tetra Tech NUS, Inc.	Date Collected:	06/16/11
Project:	Bethpage CTO-066	Date Received:	06/17/11
Client Sample ID:	BP-BP0W1-4-061611	SDG No.:	c2729
Lab Sample ID:	C2729-03	Matrix:	WATER
Analytical Method:	E624	% Moisture:	100
Sample Wt/Vol:	5 Units: mL	Final Vol:	5000 uL
Soil Aliquot Vol:	uL	Test:	VOC-TCLVOA-10
GC Column:	RTX-VMS ID : 0.18	Level :	LOW

File ID/Qc Batch:	Dilution:	Prep Date	Date Analyzed	Prep Batch ID
VH041570.D	1		06/18/11	VH061711

CAS Number	Parameter	Conc.	Qualifier	MDL	LOQ / CRQL	Units
------------	-----------	-------	-----------	-----	------------	-------

TARGETS

75-71-8	Dichlorodifluoromethane	0.29	U	0.29	1	ug/L
74-87-3	Chloromethane	0.33	U	0.33	1	ug/L
75-01-4	Vinyl Chloride	0.35	U	0.35	1	ug/L
74-83-9	Bromomethane	0.36	U	0.36	1	ug/L
75-00-3	Chloroethane	0.21	U	0.21	1	ug/L
75-69-4	Trichlorofluoromethane	0.39	U	0.39	1	ug/L
76-13-1	1,1,2-Trichlorotrifluoroethane	0.41	U	0.41	1	ug/L
75-35-4	1,1-Dichloroethene	0.39	U	0.39	1	ug/L
67-64-1	Acetone	1	U	1	5	ug/L
75-15-0	Carbon Disulfide	0.35	U	0.35	1	ug/L
1634-04-4	Methyl tert-Butyl Ether	0.41	U	0.41	1	ug/L
79-20-9	Methyl Acetate	0.41	U	0.41	1	ug/L
75-09-2	Methylene Chloride	0.2	U	0.2	1	ug/L
156-60-5	trans-1,2-Dichloroethene	0.39	U	0.39	1	ug/L
75-34-3	1,1-Dichloroethane	0.24	U	0.24	1	ug/L
110-82-7	Cyclohexane	0.28	U	0.28	1	ug/L
78-93-3	2-Butanone	1	U	1	5	ug/L
56-23-5	Carbon Tetrachloride	0.2	U	0.2	1	ug/L
156-59-2	cis-1,2-Dichloroethene	0.2	U	0.2	1	ug/L
67-66-3	Chloroform	0.19	U	0.19	1	ug/L
71-55-6	1,1,1-Trichloroethane	0.3	U	0.3	1	ug/L
108-87-2	Methylcyclohexane	0.36	U	0.36	1	ug/L
71-43-2	Benzene	0.26	U	0.26	1	ug/L
107-06-2	1,2-Dichloroethane	0.18	U	0.18	1	ug/L
79-01-6	Trichloroethene	0.36	U	0.36	1	ug/L
78-87-5	1,2-Dichloropropane	0.21	U	0.21	1	ug/L
75-27-4	Bromodichloromethane	0.47	U	0.47	1	ug/L
108-10-1	4-Methyl-2-Pentanone	1	U	1	5	ug/L
108-88-3	Toluene	0.17	U	0.17	1	ug/L
10061-02-6	t-1,3-Dichloropropene	0.4	U	0.4	1	ug/L
10061-01-5	cis-1,3-Dichloropropene	258 0.42	U	0.42	1	ug/L

Report of Analysis

Client:	Tetra Tech NUS, Inc.	Date Collected:	06/16/11
Project:	Bethpage CTO-066	Date Received:	06/17/11
Client Sample ID:	BP-BP0W1-4-061611	SDG No.:	c2729
Lab Sample ID:	C2729-03	Matrix:	WATER
Analytical Method:	E624	% Moisture:	100
Sample Wt/Vol:	5 Units: mL	Final Vol:	5000 uL
Soil Aliquot Vol:	uL	Test:	VOC-TCLVOA-10
GC Column:	RTX-VMS ID : 0.18	Level :	LOW

File ID/Qc Batch:	Dilution:	Prep Date	Date Analyzed	Prep Batch ID
VH041570.D	1		06/18/11	VH061711

CAS Number	Parameter	Conc.	Qualifier	MDL	LOQ / CRQL	Units
79-00-5	1,1,2-Trichloroethane	0.2	U	0.2	1	ug/L
591-78-6	2-Hexanone	1	U	1	5	ug/L
124-48-1	Dibromochloromethane	0.2	U	0.2	1	ug/L
106-93-4	1,2-Dibromoethane	0.32	U	0.32	1	ug/L
127-18-4	Tetrachloroethene	0.2	U	0.2	1	ug/L
108-90-7	Chlorobenzene	0.26	U	0.26	1	ug/L
100-41-4	Ethyl Benzene	0.26	U	0.26	1	ug/L
179601-23-1	m/p-Xylenes	0.35	U	0.35	2	ug/L
95-47-6	o-Xylene	0.22	U	0.22	1	ug/L
100-42-5	Styrene	0.23	U	0.23	1	ug/L
75-25-2	Bromoform	0.2	U	0.2	1	ug/L
98-82-8	Isopropylbenzene	0.11	U	0.11	1	ug/L
79-34-5	1,1,2,2-Tetrachloroethane	0.46	U	0.46	1	ug/L
541-73-1	1,3-Dichlorobenzene	0.37	U	0.37	1	ug/L
106-46-7	1,4-Dichlorobenzene	0.22	U	0.22	1	ug/L
95-50-1	1,2-Dichlorobenzene	0.19	U	0.19	1	ug/L
96-12-8	1,2-Dibromo-3-Chloropropane	0.2	U	0.2	1	ug/L
120-82-1	1,2,4-Trichlorobenzene	0.38	U	0.38	1	ug/L

SURROGATES

17060-07-0	1,2-Dichloroethane-d4	30.5		50 - 169	102%	SPK: 30
2037-26-5	Toluene-d8	31.9		66 - 137	106%	SPK: 30
460-00-4	4-Bromofluorobenzene	27.5		56 - 143	92%	SPK: 30

INTERNAL STANDARDS

74-97-5	Bromochloromethane	71586	3.4		
540-36-3	1,4-Difluorobenzene	343916	4.6		
3114-55-4	Chlorobenzene-d5	271935	7.95		

Report of Analysis

Client:	Tetra Tech NUS, Inc.	Date Collected:	08/10/11
Project:	Bethpage CTO-066	Date Received:	08/12/11
Client Sample ID:	BPOW-0106-081011	SDG No.:	C3348
Lab Sample ID:	C3348-02	Matrix:	WATER
Analytical Method:	SW8260B	% Moisture:	100
Sample Wt/Vol:	5 Units: mL	Final Vol:	5000 uL
Soil Aliquot Vol:	uL	Test:	VOC-TCLVOA-10
GC Column:	RTX-VMS ID : 0.18	Level :	LOW

File ID/Qc Batch:	Dilution:	Prep Date	Date Analyzed	Prep Batch ID
VG036698.D	1		08/17/11	VG081611

CAS Number	Parameter	Conc.	Qualifier	MDL	LOQ / CRQL	Units
TARGETS						
75-71-8	Dichlorodifluoromethane	0.5	U	0.2	1	ug/L
74-87-3	Chloromethane	0.5	U	0.2	1	ug/L
75-01-4	Vinyl Chloride	0.5	U	0.34	1	ug/L
74-83-9	Bromomethane	0.5	U	0.2	1	ug/L
75-00-3	Chloroethane	0.5	U	0.2	1	ug/L
75-69-4	Trichlorofluoromethane	0.5	U	0.35	1	ug/L
76-13-1	1,1,2-Trichlorotrifluoroethane	0.5	U	0.45	1	ug/L
75-35-4	1,1-Dichloroethene	0.5	U	0.47	1	ug/L
67-64-1	Acetone	2.5	U	0.5	5	ug/L
75-15-0	Carbon Disulfide	0.5	U	0.2	1	ug/L
1634-04-4	Methyl tert-butyl Ether	0.5	U	0.35	1	ug/L
79-20-9	Methyl Acetate	0.5	U	0.2	1	ug/L
75-09-2	Methylene Chloride	0.5	U	0.41	1	ug/L
156-60-5	trans-1,2-Dichloroethene	0.5	U	0.41	1	ug/L
75-34-3	1,1-Dichloroethane	0.5	U	0.36	1	ug/L
110-82-7	Cyclohexane	0.5	U	0.2	1	ug/L
78-93-3	2-Butanone	2.5	U	1.3	5	ug/L
56-23-5	Carbon Tetrachloride	0.5	U	0.2	1	ug/L
156-59-2	cis-1,2-Dichloroethene	0.5	U	0.35	1	ug/L
67-66-3	Chloroform	0.5	U	0.34	1	ug/L
71-55-6	1,1,1-Trichloroethane	0.5	U	0.4	1	ug/L
108-87-2	Methylcyclohexane	0.5	U	0.2	1	ug/L
71-43-2	Benzene	0.5	U	0.32	1	ug/L
107-06-2	1,2-Dichloroethane	0.5	U	0.48	1	ug/L
79-01-6	Trichloroethene	0.5	U	0.28	1	ug/L
78-87-5	1,2-Dichloropropane	0.5	U	0.46	1	ug/L
75-27-4	Bromodichloromethane	0.5	U	0.36	1	ug/L
108-10-1	4-Methyl-2-Pentanone	2.5	U	2.1	5	ug/L
108-88-3	Toluene	0.5	U	0.37	1	ug/L
10061-02-6	t-1,3-Dichloropropene	0.5	U	0.29	1	ug/L
10061-01-5	cis-1,3-Dichloropropene	0.5	U	0.31	1	ug/L

Report of Analysis

Client:	Tetra Tech NUS, Inc.	Date Collected:	08/10/11
Project:	Bethpage CTO-066	Date Received:	08/12/11
Client Sample ID:	BPOW-0106-081011	SDG No.:	C3348
Lab Sample ID:	C3348-02	Matrix:	WATER
Analytical Method:	SW8260B	% Moisture:	100
Sample Wt/Vol:	5 Units: mL	Final Vol:	5000 uL
Soil Aliquot Vol:	uL	Test:	VOC-TCLVOA-10
GC Column:	RTX-VMS ID : 0.18	Level :	LOW

File ID/Qc Batch:	Dilution:	Prep Date	Date Analyzed	Prep Batch ID
VG036698.D	1		08/17/11	VG081611

CAS Number	Parameter	Conc.	Qualifier	MDL	LOQ / CRQL	Units
79-00-5	1,1,2-Trichloroethane	0.5	U	0.38	1	ug/L
591-78-6	2-Hexanone	2.5	U	1.9	5	ug/L
124-48-1	Dibromochloromethane	0.5	U	0.2	1	ug/L
106-93-4	1,2-Dibromoethane	0.5	U	0.41	1	ug/L
127-18-4	Tetrachloroethene	0.5	U	0.27	1	ug/L
108-90-7	Chlorobenzene	0.5	U	0.49	1	ug/L
100-41-4	Ethyl Benzene	0.5	U	0.2	1	ug/L
179601-23-1	m/p-Xylenes	1	U	0.95	2	ug/L
95-47-6	o-Xylene	0.5	U	0.43	1	ug/L
100-42-5	Styrene	0.5	U	0.36	1	ug/L
75-25-2	Bromoform	0.5	U	0.47	1	ug/L
98-82-8	Isopropylbenzene	0.5	U	0.45	1	ug/L
79-34-5	1,1,2,2-Tetrachloroethane	0.5	U	0.31	1	ug/L
541-73-1	1,3-Dichlorobenzene	0.5	U	0.43	1	ug/L
106-46-7	1,4-Dichlorobenzene	0.5	U	0.32	1	ug/L
95-50-1	1,2-Dichlorobenzene	0.5	U	0.45	1	ug/L
96-12-8	1,2-Dibromo-3-Chloropropane	0.5	U	0.46	1	ug/L
120-82-1	1,2,4-Trichlorobenzene	0.5	U	0.2	1	ug/L
SURROGATES						
17060-07-0	1,2-Dichloroethane-d4	52.3		70 - 120	105%	SPK: 50
1868-53-7	Dibromofluoromethane	55.5		85 - 115	111%	SPK: 50
2037-26-5	Toluene-d8	53.7		85 - 120	107%	SPK: 50
460-00-4	4-Bromofluorobenzene	55.3		75 - 120	111%	SPK: 50
INTERNAL STANDARDS						
363-72-4	Pentafluorobenzene	731267	3.92			
540-36-3	1,4-Difluorobenzene	1054650	4.73			
3114-55-4	Chlorobenzene-d5	1069620	9.69			
3855-82-1	1,4-Dichlorobenzene-d4	494819	13.4			

Report of Analysis

Client:	Tetra Tech NUS, Inc.	Date Collected:	08/10/11
Project:	Bethpage CTO-066	Date Received:	08/12/11
Client Sample ID:	BPOW-0105-081011	SDG No.:	C3348
Lab Sample ID:	C3348-03	Matrix:	WATER
Analytical Method:	SW8260B	% Moisture:	100
Sample Wt/Vol:	5 Units: mL	Final Vol:	5000 uL
Soil Aliquot Vol:	uL	Test:	VOC-TCLVOA-10
GC Column:	RTX-VMS ID : 0.18	Level :	LOW

File ID/Qc Batch:	Dilution:	Prep Date	Date Analyzed	Prep Batch ID
VG036699.D	1		08/17/11	VG081611

CAS Number	Parameter	Conc.	Qualifier	MDL	LOQ / CRQL	Units
TARGETS						
75-71-8	Dichlorodifluoromethane	0.5	U	0.2	1	ug/L
74-87-3	Chloromethane	0.5	U	0.2	1	ug/L
75-01-4	Vinyl Chloride	0.5	U	0.34	1	ug/L
74-83-9	Bromomethane	0.5	U	0.2	1	ug/L
75-00-3	Chloroethane	0.5	U	0.2	1	ug/L
75-69-4	Trichlorofluoromethane	0.5	U	0.35	1	ug/L
76-13-1	1,1,2-Trichlorotrifluoroethane	0.5	U	0.45	1	ug/L
75-35-4	1,1-Dichloroethene	0.5	U	0.47	1	ug/L
67-64-1	Acetone	2.5	U	0.5	5	ug/L
75-15-0	Carbon Disulfide	0.5	U	0.2	1	ug/L
1634-04-4	Methyl tert-butyl Ether	0.5	U	0.35	1	ug/L
79-20-9	Methyl Acetate	0.5	U	0.2	1	ug/L
75-09-2	Methylene Chloride	0.5	U	0.41	1	ug/L
156-60-5	trans-1,2-Dichloroethene	0.5	U	0.41	1	ug/L
75-34-3	1,1-Dichloroethane	0.5	U	0.36	1	ug/L
110-82-7	Cyclohexane	0.5	U	0.2	1	ug/L
78-93-3	2-Butanone	2.5	U	1.3	5	ug/L
56-23-5	Carbon Tetrachloride	0.5	U	0.2	1	ug/L
156-59-2	cis-1,2-Dichloroethene	0.5	U	0.35	1	ug/L
67-66-3	Chloroform	0.5	U	0.34	1	ug/L
71-55-6	1,1,1-Trichloroethane	0.5	U	0.4	1	ug/L
108-87-2	Methylcyclohexane	0.5	U	0.2	1	ug/L
71-43-2	Benzene	0.5	U	0.32	1	ug/L
107-06-2	1,2-Dichloroethane	0.5	U	0.48	1	ug/L
79-01-6	Trichloroethene	0.5	U	0.28	1	ug/L
78-87-5	1,2-Dichloropropane	0.5	U	0.46	1	ug/L
75-27-4	Bromodichloromethane	0.5	U	0.36	1	ug/L
108-10-1	4-Methyl-2-Pentanone	2.5	U	2.1	5	ug/L
108-88-3	Toluene	0.5	U	0.37	1	ug/L
10061-02-6	t-1,3-Dichloropropene	0.5	U	0.29	1	ug/L
10061-01-5	cis-1,3-Dichloropropene	0.5	U	0.31	1	ug/L

Report of Analysis

Client:	Tetra Tech NUS, Inc.	Date Collected:	08/10/11
Project:	Bethpage CTO-066	Date Received:	08/12/11
Client Sample ID:	BPOW-0105-081011	SDG No.:	C3348
Lab Sample ID:	C3348-03	Matrix:	WATER
Analytical Method:	SW8260B	% Moisture:	100
Sample Wt/Vol:	5 Units: mL	Final Vol:	5000 uL
Soil Aliquot Vol:	uL	Test:	VOC-TCLVOA-10
GC Column:	RTX-VMS ID : 0.18	Level :	LOW

File ID/Qc Batch:	Dilution:	Prep Date	Date Analyzed	Prep Batch ID
VG036699.D	1		08/17/11	VG081611

CAS Number	Parameter	Conc.	Qualifier	MDL	LOQ / CRQL	Units
79-00-5	1,1,2-Trichloroethane	0.5	U	0.38	1	ug/L
591-78-6	2-Hexanone	2.5	U	1.9	5	ug/L
124-48-1	Dibromochloromethane	0.5	U	0.2	1	ug/L
106-93-4	1,2-Dibromoethane	0.5	U	0.41	1	ug/L
127-18-4	Tetrachloroethene	0.5	U	0.27	1	ug/L
108-90-7	Chlorobenzene	0.5	U	0.49	1	ug/L
100-41-4	Ethyl Benzene	0.5	U	0.2	1	ug/L
179601-23-1	m/p-Xylenes	1	U	0.95	2	ug/L
95-47-6	o-Xylene	0.5	U	0.43	1	ug/L
100-42-5	Styrene	0.5	U	0.36	1	ug/L
75-25-2	Bromoform	0.5	U	0.47	1	ug/L
98-82-8	Isopropylbenzene	0.5	U	0.45	1	ug/L
79-34-5	1,1,2,2-Tetrachloroethane	0.5	U	0.31	1	ug/L
541-73-1	1,3-Dichlorobenzene	0.5	U	0.43	1	ug/L
106-46-7	1,4-Dichlorobenzene	0.5	U	0.32	1	ug/L
95-50-1	1,2-Dichlorobenzene	0.5	U	0.45	1	ug/L
96-12-8	1,2-Dibromo-3-Chloropropane	0.5	U	0.46	1	ug/L
120-82-1	1,2,4-Trichlorobenzene	0.5	U	0.2	1	ug/L
SURROGATES						
17060-07-0	1,2-Dichloroethane-d4	52.7		70 - 120	105%	SPK: 50
1868-53-7	Dibromofluoromethane	54.6		85 - 115	109%	SPK: 50
2037-26-5	Toluene-d8	51.3		85 - 120	103%	SPK: 50
460-00-4	4-Bromofluorobenzene	54		75 - 120	108%	SPK: 50
INTERNAL STANDARDS						
363-72-4	Pentafluorobenzene	731297	3.91			
540-36-3	1,4-Difluorobenzene	1076580	4.73			
3114-55-4	Chlorobenzene-d5	1065570	9.69			
3855-82-1	1,4-Dichlorobenzene-d4	494828	13.39			

Report of Analysis

Client:	Tetra Tech NUS, Inc.	Date Collected:	08/10/11
Project:	Bethpage CTO-066	Date Received:	08/12/11
Client Sample ID:	BPOW-0104-081011	SDG No.:	C3348
Lab Sample ID:	C3348-04	Matrix:	WATER
Analytical Method:	SW8260B	% Moisture:	100
Sample Wt/Vol:	5 Units: mL	Final Vol:	5000 uL
Soil Aliquot Vol:	uL	Test:	VOC-TCLVOA-10
GC Column:	RTX-VMS ID : 0.18	Level :	LOW

File ID/Qc Batch:	Dilution:	Prep Date	Date Analyzed	Prep Batch ID
VG036700.D	1		08/17/11	VG081611

CAS Number	Parameter	Conc.	Qualifier	MDL	LOQ / CRQL	Units
TARGETS						
75-71-8	Dichlorodifluoromethane	0.5	U	0.2	1	ug/L
74-87-3	Chloromethane	0.5	U	0.2	1	ug/L
75-01-4	Vinyl Chloride	0.5	U	0.34	1	ug/L
74-83-9	Bromomethane	0.5	U	0.2	1	ug/L
75-00-3	Chloroethane	0.5	U	0.2	1	ug/L
75-69-4	Trichlorofluoromethane	0.5	U	0.35	1	ug/L
76-13-1	1,1,2-Trichlorotrifluoroethane	0.5	U	0.45	1	ug/L
75-35-4	1,1-Dichloroethene	0.5	U	0.47	1	ug/L
67-64-1	Acetone	2.5	U	0.5	5	ug/L
75-15-0	Carbon Disulfide	0.5	U	0.2	1	ug/L
1634-04-4	Methyl tert-butyl Ether	0.5	U	0.35	1	ug/L
79-20-9	Methyl Acetate	0.5	U	0.2	1	ug/L
75-09-2	Methylene Chloride	0.5	U	0.41	1	ug/L
156-60-5	trans-1,2-Dichloroethene	0.5	U	0.41	1	ug/L
75-34-3	1,1-Dichloroethane	0.5	U	0.36	1	ug/L
110-82-7	Cyclohexane	0.5	U	0.2	1	ug/L
78-93-3	2-Butanone	2.5	U	1.3	5	ug/L
56-23-5	Carbon Tetrachloride	0.5	U	0.2	1	ug/L
156-59-2	cis-1,2-Dichloroethene	0.5	U	0.35	1	ug/L
67-66-3	Chloroform	0.5	U	0.34	1	ug/L
71-55-6	1,1,1-Trichloroethane	0.5	U	0.4	1	ug/L
108-87-2	Methylcyclohexane	0.5	U	0.2	1	ug/L
71-43-2	Benzene	0.5	U	0.32	1	ug/L
107-06-2	1,2-Dichloroethane	0.5	U	0.48	1	ug/L
79-01-6	Trichloroethene	0.5	U	0.28	1	ug/L
78-87-5	1,2-Dichloropropane	0.5	U	0.46	1	ug/L
75-27-4	Bromodichloromethane	0.5	U	0.36	1	ug/L
108-10-1	4-Methyl-2-Pentanone	2.5	U	2.1	5	ug/L
108-88-3	Toluene	0.5	U	0.37	1	ug/L
10061-02-6	t-1,3-Dichloropropene	0.5	U	0.29	1	ug/L
10061-01-5	cis-1,3-Dichloropropene	0.5	U	0.31	1	ug/L

Report of Analysis

Client:	Tetra Tech NUS, Inc.	Date Collected:	08/10/11
Project:	Bethpage CTO-066	Date Received:	08/12/11
Client Sample ID:	BPOW-0104-081011	SDG No.:	C3348
Lab Sample ID:	C3348-04	Matrix:	WATER
Analytical Method:	SW8260B	% Moisture:	100
Sample Wt/Vol:	5 Units: mL	Final Vol:	5000 uL
Soil Aliquot Vol:	uL	Test:	VOC-TCLVOA-10
GC Column:	RTX-VMS ID : 0.18	Level :	LOW

File ID/Qc Batch:	Dilution:	Prep Date	Date Analyzed	Prep Batch ID
VG036700.D	1		08/17/11	VG081611

CAS Number	Parameter	Conc.	Qualifier	MDL	LOQ / CRQL	Units
79-00-5	1,1,2-Trichloroethane	0.5	U	0.38	1	ug/L
591-78-6	2-Hexanone	2.5	U	1.9	5	ug/L
124-48-1	Dibromochloromethane	0.5	U	0.2	1	ug/L
106-93-4	1,2-Dibromoethane	0.5	U	0.41	1	ug/L
127-18-4	Tetrachloroethene	0.5	U	0.27	1	ug/L
108-90-7	Chlorobenzene	0.5	U	0.49	1	ug/L
100-41-4	Ethyl Benzene	0.5	U	0.2	1	ug/L
179601-23-1	m/p-Xylenes	1	U	0.95	2	ug/L
95-47-6	o-Xylene	0.5	U	0.43	1	ug/L
100-42-5	Styrene	0.5	U	0.36	1	ug/L
75-25-2	Bromoform	0.5	U	0.47	1	ug/L
98-82-8	Isopropylbenzene	0.5	U	0.45	1	ug/L
79-34-5	1,1,2,2-Tetrachloroethane	0.5	U	0.31	1	ug/L
541-73-1	1,3-Dichlorobenzene	0.5	U	0.43	1	ug/L
106-46-7	1,4-Dichlorobenzene	0.5	U	0.32	1	ug/L
95-50-1	1,2-Dichlorobenzene	0.5	U	0.45	1	ug/L
96-12-8	1,2-Dibromo-3-Chloropropane	0.5	U	0.46	1	ug/L
120-82-1	1,2,4-Trichlorobenzene	0.5	U	0.2	1	ug/L
SURROGATES						
17060-07-0	1,2-Dichloroethane-d4	52.4		70 - 120	105%	SPK: 50
1868-53-7	Dibromofluoromethane	56.1		85 - 115	112%	SPK: 50
2037-26-5	Toluene-d8	52.6		85 - 120	105%	SPK: 50
460-00-4	4-Bromofluorobenzene	53.7		75 - 120	107%	SPK: 50
INTERNAL STANDARDS						
363-72-4	Pentafluorobenzene	729282	3.92			
540-36-3	1,4-Difluorobenzene	1057910	4.73			
3114-55-4	Chlorobenzene-d5	1065510	9.69			
3855-82-1	1,4-Dichlorobenzene-d4	496672	13.39			

C 2729



TETRA TECH NUS, INC.

CHAIN OF CUSTODY

NUMBER **Nº** 028452

PAGE 1 OF 1

PROJECT NO: 112G00622		FACILITY: BETHPAGE 042		PROJECT MANAGER David Brayack		PHONE NUMBER 767 461 3824		LABORATORY NAME AND CONTACT: CHEMTECH / HUMMLER			
SAMPLERS (SIGNATURE) <i>[Signature]</i>		CTO 066		FIELD OPERATIONS LEADER Stanley Conti		PHONE NUMBER 412 551 2629		ADDRESS 284 SHEFFIELD STREET			
				CARRIER/WAYBILL NUMBER FED EX # 8735 5966 0233				CITY, STATE MOUNTAINSIDE, NJ 07092			
STANDARD TAT <input type="checkbox"/>		RUSH TAT <input type="checkbox"/>						CONTAINER TYPE PLASTIC (P) or GLASS (G)			
<input type="checkbox"/> 24 hr. <input type="checkbox"/> 48 hr. <input type="checkbox"/> 72 hr. <input type="checkbox"/> 7 day <input type="checkbox"/> 14 day								PRESERVATIVE USED			
DATE YEAR	TIME	SAMPLE ID	LOCATION ID	TOP DEPTH (FT)	BOTTOM DEPTH (FT)	MATRIX (GW, SO, SW, SD, QC, ETC.)	COLLECTION METHOD GRAB (G) COMP (C)	No. OF CONTAINERS	TYPE OF ANALYSIS		COMMENTS
2011		BLACK							G B B VOCs EPA (20ml) HCL & C VOCs EPA 624 (40ml) HCL & C PH (4 OZ)		
6/14/11	10:10	BP-BPOW1-6-061411	BPOW1-6	-	-	GW	G	2	2		
6/15/11	13:50	BP-BPOW1-5-061511	BPOW1-5	-	-	GW	G	2	2		
6/16/11	13:10	BP-BPOW1-4-061611	BPOW1-4	-	-	GW	G	2	2		
6/16/11	8:15	OU2-FRAC2-061611	FRAC2	-	-	GW	G	3	2	(2) 1	FRAC2 - GREEN BPOW1-4, BPOW1-5 BPOW1-6 DEV WATER
											SEND RESULTS TO D. BRAYACK.
										(2) 24 HR TAT	
1. RELINQUISHED BY		<i>[Signature]</i>		DATE	6/16/2011	TIME	15:30	1. RECEIVED BY		DATE	TIME
2. RELINQUISHED BY		<i>[Signature]</i>		DATE		TIME		FED EX		DATE	TIME
3. RELINQUISHED BY		FedEx		DATE	6-17-11	TIME	930	3. RECEIVED BY		DATE	TIME
								<i>[Signature]</i>		6-17-11	930
COMMENTS USE TB BP-VPB-TB-06/311											

DISTRIBUTION: WHITE (ACCOMPANIES SAMPLE)

YELLOW (FIELD COPY)

PINK (FILE COPY)

Temp 50 FORM NO. TINUS-001

C 3348



TETRA TECH NUS, INC.

CHAIN OF CUSTODY

NUMBER

27300

PAGE ___ OF ___

PROJECT NO: 112600622		FACILITY: BETHPAGE 002		PROJECT MANAGER DAVE BERNACK		PHONE NUMBER 757 461-3824		LABORATORY NAME AND CONTACT: CHEM TECH MURT HUMMLER				
SAMPLERS (SIGNATURE)				FIELD OPERATIONS LEADER FRAN CONTI		PHONE NUMBER 412-551-2629		ADDRESS 384 Sheffield Street				
				CARRIER/WAYBILL NUMBER				CITY, STATE Mountain Side, NJ 07092				
STANDARD TAT <input type="checkbox"/> RUSH TAT <input type="checkbox"/> <input type="checkbox"/> 24 hr. <input type="checkbox"/> 48 hr. <input checked="" type="checkbox"/> 72 hr. <input type="checkbox"/> 7 day <input type="checkbox"/> 14 day								CONTAINER TYPE PLASTIC (P) or GLASS (G) G		PRESERVATIVE USED MLL		
DATE YEAR	TIME	SAMPLE ID	LOCATION ID	TOP DEPTH (FT)	BOTTOM DEPTH (FT)	MATRIX (GW, SO, SW, SD, QC, ETC.)	COLLECTION METHOD GRAB (G) COMP (C)	No. OF CONTAINERS	TYPE OF ANALYSIS VOLs (40 ml)			COMMENTS
8/4	14:00	BPOW-0203-080411PD	BPOW 2-03	-	-	GW	G	2				
8/10	11:30	BPOW-0106-081011	BPOW 1-06	-	-	GW	G	2				
8/10	13:00	BPOW-0105-081011	BPOW 1-05	-	-	GW	G	2				
8/10	14:22	BPOW-0104-081011	BPOW 1-04	-	-	GW	G	2				
8/11	10:36	BPOW-0303-081111	BPOW 3-03	-	-	GW	G	2				
8/11	12:05	BPOW-0304-081111	BPOW 3-04	-	-	GW	G	2				
8/11	12:05	BPOW-0304-081111-MS	BPOW 3-04	-	-	GW	G	2				
8/11	12:05	BPOW-0304-081111-MSD	BPOW 3-04	-	-	GW	G	2				
8/11	-	BPOW-DUP-081111	-	-	-	GW	G	2				
8/10	08:00	TB-081011	-	-	-	GW	G	2				
1. RELINQUISHED BY				DATE	TIME	1. RECEIVED BY FedEx Express AB # 8735 6012 1270				DATE	TIME	
2. RELINQUISHED BY				DATE	TIME	2. RECEIVED BY				DATE	TIME	
3. RELINQUISHED BY Fed Ex				DATE	TIME	3. RECEIVED BY Ken Lewis				DATE	TIME	
COMMENTS												

DISTRIBUTION: WHITE (ACCOMPANIES SAMPLE)

YELLOW (FIELD COPY)

PINK (FILE COPY)

4/02R
FORM NO. TINUS-001

Additional Comments

The Region II worksheets for SW846-8260B were used in the data validation because there are not regional worksheets specific to EPA Method 624.

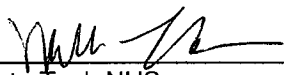
Non-detected results are reported to the Limit of Detection (LOD).

EXECUTIVE SUMMARY


Laboratory Performance Issues: pH data were missing from the data package.

Other Factors Affecting Data Quality: None.

The data for these analyses were reviewed with reference to the SOP #HW-24 Revision #2, USEPA Region II Hazardous Waste Support Branch Validating Volatile Organic Compounds by Gas Chromatography/Mass Spectrometry SW-846 Method 8260B (August 2008), EPA Method 624, SW846 9045C, and the Department of Defense (DoD) document entitled "Quality Systems Manual (QSM) for Environmental Laboratories" (January 2006).



Tetra Tech NUS
Michelle L. Allen
Chemist/Data Validator



Tetra Tech NUS
Joseph A. Samchuck
Data Validation Quality Assurance Officer

Attachments:

1. Appendix A - Qualified Analytical Results
2. Appendix B - Results as Reported by the Laboratory
3. Appendix C - Region II Data Validation Forms
4. Appendix D - Support Documentation

Appendix A

Qualified Analytical Results

Data Validation Qualifier Codes:

- A = Lab Blank Contamination
- B = Field Blank Contamination
- C = Calibration Noncompliance (e.g. % RSDs, %Ds, ICVs, CCVs, RRFs, etc.)
- C01 = GC/MS Tuning Noncompliance
- D = MS/MSD Recovery Noncompliance
- E = LCS/LCSD Recovery Noncompliance
- F = Lab Duplicate Imprecision
- G = Field Duplicate Imprecision
- H = Holding Time Exceedance
- I = ICP Serial Dilution Noncompliance
- J = GFAA PDS - GFAA MSA's $r < 0.995$ / ICP PDS Recovery Noncompliance
- K = ICP Interference - includes ICS % R Noncompliance
- L = Instrument Calibration Range Exceedance
- M = Sample Preservation Noncompliance
- N = Internal Standard Noncompliance
- N01 = Internal Standard Recovery Noncompliance Dioxins
- N02 = Recovery Standard Noncompliance Dioxins
- N03 = Clean-up Standard Noncompliance Dioxins
- O = Poor Instrument Performance (e.g. base-line drifting)
- P = Uncertainty near detection limit ($< 2 \times$ IDL for inorganics and $<$ CRQL for organics)
- Q = Other problems (can encompass a number of issues; e.g. chromatography,interferences, etc.)
- R = Surrogates Recovery Noncompliance
- S = Pesticide/PCB Resolution
- T = % Breakdown Noncompliance for DDT and Endrin
- U = % Difference between columns/detectors $>25\%$ for positive results determined via GC/HPLC
- V = Non-linear calibrations; correlation coefficient $r < 0.995$
- W = EMPC result
- X = Signal to noise response drop
- Y = Percent solids $<30\%$
- Z = Uncertainty at 2 sigma deviation is greater than sample activity

PROJ_NO: 00622 SDG: C2729 FRACTION: OV MEDIA: WATER	NSAMPLE	BP-BP0W1-4-061611			BP-BP0W1-5-061511			BP-BP0W1-6-061411			OU2-FRAC2-061611		
	LAB_ID	C2729-03			C2729-02			C2729-01			C2729-04		
	SAMP_DATE	6/16/2011			6/15/2011			6/14/2011			6/16/2011		
	QC_TYPE	NM			NM			NM			NM		
	UNITS	UG/L			UG/L			UG/L			UG/L		
	PCT_SOLIDS												
	DUP_OF												
PARAMETER	RESULT	VQL	QLCD	RESULT	VQL	QLCD	RESULT	VQL	QLCD	RESULT	VQL	QLCD	
1,1,1-TRICHLOROETHANE	0.5	U		0.5	U		0.5	U		0.5	U		
1,1,2,2-TETRACHLOROETHANE	0.5	U		0.5	U		0.5	U		0.5	U		
1,1,2-TRICHLOROETHANE	0.5	U		0.5	U		0.5	U		0.5	U		
1,1,2-TRICHLOROTRIFLUOROETHANE	0.5	U		0.5	U		0.5	U		0.5	U		
1,1-DICHLOROETHANE	0.5	U		0.5	U		0.5	U		0.5	U		
1,1-DICHLOROETHENE	0.5	U		0.5	U		0.5	U		0.5	U		
1,2,4-TRICHLOROBENZENE	0.5	U		0.5	U		0.5	U		0.5	U		
1,2-DIBROMO-3-CHLOROPROPANE	0.5	U		0.5	U		0.5	U		0.5	U		
1,2-DIBROMOETHANE	0.5	U		0.5	U		0.5	U		0.5	U		
1,2-DICHLOROBENZENE	0.5	U		0.5	U		0.5	U		0.5	U		
1,2-DICHLOROETHANE	0.5	U		0.5	U		0.5	U		0.5	U		
1,2-DICHLOROPROPANE	0.5	U		0.5	U		0.5	U		0.5	U		
1,3-DICHLOROBENZENE	0.5	U		0.5	U		0.5	U		0.5	U		
1,4-DICHLOROBENZENE	0.5	U		0.5	U		0.5	U		0.5	U		
2-BUTANONE	2.5	U		2.5	U		2.5	U		2.5	U		
2-HEXANONE	2.5	U		2.5	U		2.5	U		2.5	U		
4-METHYL-2-PENTANONE	2.5	U		2.5	U		2.5	U		2.5	U		
ACETONE	2.5	U		2.5	U		2.5	U		2.5	U		
BENZENE	0.5	U		0.5	U		0.5	U		0.5	U		
BROMODICHLOROMETHANE	0.5	U		0.5	U		0.5	U		0.5	U		
BROMOFORM	0.5	U		0.5	U		0.5	U		0.5	U		
BROMOMETHANE	0.5	U		0.5	U		0.5	U		0.5	U		
CARBON DISULFIDE	0.5	U		0.5	U		0.5	U		0.5	U		
CARBON TETRACHLORIDE	0.5	U		0.5	U		0.5	U		0.5	U		
CHLOROBENZENE	0.5	U		0.5	U		0.5	U		0.5	U		
CHLORODIBROMOMETHANE	0.5	U		0.5	U		0.5	U		0.5	U		
CHLOROETHANE	0.5	U		0.5	U		0.5	U		0.5	U		
CHLOROFORM	0.5	U		0.5	U		0.5	U		0.5	U		
CHLOROMETHANE	0.5	U		0.5	U		0.5	U		0.5	U		
CIS-1,2-DICHLOROETHENE	0.5	U		0.5	U		0.5	U		0.5	U		
CIS-1,3-DICHLOROPROPENE	0.5	U		0.5	U		0.5	U		0.5	U		
CYCLOHEXANE	0.5	U		0.5	U		0.5	U		0.5	U		
DICHLORODIFLUOROMETHANE	0.5	U		0.5	U		0.5	U		0.5	U		
ETHYLBENZENE	0.5	U		0.5	U		0.5	U		0.5	U		
ISOPROPYLBENZENE	0.5	U		0.5	U		0.5	U		0.5	U		

PROJ_NO: 00622 SDG: C2729 FRACTION: OV MEDIA: WATER	NSAMPLE	BP-BP0W1-4-061611			BP-BP0W1-5-061511			BP-BP0W1-6-061411			OU2-FRAC2-061611		
	LAB_ID	C2729-03			C2729-02			C2729-01			C2729-04		
	SAMP_DATE	6/16/2011			6/15/2011			6/14/2011			6/16/2011		
	QC_TYPE	NM			NM			NM			NM		
	UNITS	UG/L			UG/L			UG/L			UG/L		
	PCT_SOLIDS												
	DUP_OF												
PARAMETER	RESULT	VQL	QLCD	RESULT	VQL	QLCD	RESULT	VQL	QLCD	RESULT	VQL	QLCD	
M+P-XYLENES	1	U		1	U		1	U		1	U		
METHYL ACETATE	0.5	U		0.5	U		0.5	U		0.5	U		
METHYL CYCLOHEXANE	0.5	U		0.5	U		0.5	U		0.5	U		
METHYL TERT-BUTYL ETHER	0.5	U		0.5	U		0.5	U		0.5	U		
METHYLENE CHLORIDE	0.5	U		0.5	U		0.5	U		0.5	U		
O-XYLENE	0.5	U		0.5	U		0.5	U		0.5	U		
STYRENE	0.5	U		0.5	U		0.5	U		0.5	U		
TETRACHLOROETHENE	0.5	U		0.5	U		0.5	U		0.5	U		
TOLUENE	0.5	U		0.5	U		0.5	U		0.5	U		
TRANS-1,2-DICHLOROETHENE	0.5	U		0.5	U		0.5	U		0.5	U		
TRANS-1,3-DICHLOROPROPENE	0.5	U		0.5	U		0.5	U		0.5	U		
TRICHLOROETHENE	0.5	U		0.5	U		0.5	U		0.5	U		
TRICHLOROFLUOROMETHANE	0.5	U		0.5	U		0.5	U		0.5	U		
VINYL CHLORIDE	0.5	U		0.5	U		0.5	U		0.5	U		

PROJ_NO: 00622 SDG: C2729 FRACTION: MISC MEDIA: WATER	NSAMPLE	OU2-FRAC2-061611		
	LAB_ID	C2729-04		
	SAMP_DATE	6/16/2011		
	QC_TYPE	NM		
	UNITS	S.U.		
	PCT_SOLIDS	100.0		
	DUP_OF			
PARAMETER	RESULT	VQL	QLCD	
PH	5.53			

TO: D. Brayack
FROM: A. Cognetti
SDG: C3348
DATE: September 20, 2011
PAGE: 2

The continuing calibration %Ds for dichlorodifluoromethane and methyl acetate exceeded the 20% quality control limit on August 17, 2011 @ 12:05 on instrument MSVOA E. The nondetected dichlorodifluoromethane and methyl acetate results were qualified as estimated (UJ) in the affected sample BPOW-0304-081111.

The matrix spike/matrix spike duplicate (MS/MSD) percent recoveries (%Rs) for bromoform were less than the lower quality control limit in sample BPOW-0304-081111. The nondetected bromoform result in sample BPOW-0304-081111 was qualified as estimated (UJ).

Additional Comments

The MSD %R of 2-hexanone was greater than the upper quality control limit in sample BPOW-0304-081111. No action was taken on the nondetected 2-hexanone result.

The laboratory control sample (LCS) %R of dichlorodifluoromethane was greater than the upper quality control limit in batch BSE0817W1. No action was taken on the nondetected dichlorodifluoromethane results.

Trip blank contained the common laboratory contaminant, methylene chloride at a concentration of 5 ug/L. No action was taken on the nondetected methylene chloride results in the affected samples.

Nondetected results are reported to the limit of detection (LOD).

Positive results below the Reporting Limit (RL) and above the detection limit were qualified as estimated, (J), due to uncertainty near the detection limit.


EXECUTIVE SUMMARY

Laboratory Performance Issues: Continuing calibration %Ds or % drifts exceeded quality control limits resulting in the qualification of data.


Other Factors Affecting Data Quality: MS/MSD %Rs of bromoform were outside quality control limits in sample BPOW-0304-081111. Trip blank contained methylene chloride.

TO: D. Brayack
FROM: A. Cognetti
SDG: C3348
DATE: September 20, 2011
PAGE: 3

The data for these analyses were reviewed with reference to SOP # HW-24 Revision #2, August 2008, USEPA Region II Hazardous Waste Support Branch Validating Volatile Organic Compounds by Gas Chromatography/Mass Spectrometry SW-846/8260B, and the Department of Defense (DoD) document entitled "Quality Systems Manual (QSM) for Environmental Laboratories", April 2009. The text of this report has been formulated to address only those problem areas affecting data quality.



Tetra Tech NUS
Ann Cognetti
Chemist/Data Validator



Tetra Tech NUS
Joseph A. Samchuck
Data Validation Quality Assurance Officer

Attachments:

1. Appendix A - Qualified Analytical Results
2. Appendix B - Results as Reported by the Laboratory
3. Appendix C - Region II Data Validation Forms
4. Appendix D - Support Documentation

Appendix A

Qualified Analytical Results

Data Validation Qualifier Codes:

- A = Lab Blank Contamination
- B = Field Blank Contamination
- C = Calibration Noncompliance (e.g. % RSDs, %Ds, ICVs, CCVs, RRFs, etc.)
- C01 = GC/MS Tuning Noncompliance
- D = MS/MSD Recovery Noncompliance
- E = LCS/LCSD Recovery Noncompliance
- F = Lab Duplicate Imprecision
- G = Field Duplicate Imprecision
- H = Holding Time Exceedance
- I = ICP Serial Dilution Noncompliance
- J = GFAA PDS - GFAA MSA's $r < 0.995$
- K = ICP Interference - includes ICS % R Noncompliance
- L = Instrument Calibration Range Exceedance
- M = Sample Preservation Noncompliance
- N = Internal Standard Noncompliance
- N01 = Internal Standard Recovery Noncompliance Dioxins
- N02 = Recovery Standard Noncompliance Dioxins
- N03 = Clean-up Standard Noncompliance Dioxins
- O = Poor Instrument Performance (e.g. base-line drifting)
- P = Uncertainty near detection limit ($< 2 \times$ IDL for inorganics and $<$ CRQL for organics)
- Q = Other problems (can be any number of issues; e.g. poor chromatography,interferences, etc.)
- R = Surrogates Recovery Noncompliance
- S = Pesticide/PCB Resolution
- T = % Breakdown Noncompliance for DDT and Endrin
- U = % Difference between columns/detectors $>25\%$ for positive results determined via GC/HPLC
- V = Non-linear calibrations; correlation coefficient $r < 0.995$
- W = EMPC result
- X = Signal to noise response drop
- Y = Percent solids $<30\%$
- Z = Uncertainty at 2 sigma deviation is greater than sample activity

PROJ_NO: 00622 SDG: C3348 FRACTION: OV MEDIA: WATER	NSAMPLE	BPOW-0104-081011			BPOW-0105-081011			BPOW-0106-081011			BPOW-0203-080411PD		
	LAB_ID	C3348-04			C3348-03			C3348-02			C3348-01		
	SAMP_DATE	8/10/2011			8/10/2011			8/10/2011			8/4/2011		
	QC_TYPE	NM			NM			NM			NM		
	UNITS	UG/L			UG/L			UG/L			UG/L		
	PCT_SOLIDS	0.0			0.0			0.0			0.0		
	DUP_OF												
PARAMETER	RESULT	VQL	QLCD	RESULT	VQL	QLCD	RESULT	VQL	QLCD	RESULT	VQL	QLCD	
1,1,1-TRICHLOROETHANE	0.5	UJ	C	0.5	UJ	C	0.5	UJ	C	0.5	UJ	C	
1,1,2,2-TETRACHLOROETHANE	0.5	U		0.5	U		0.5	U		0.5	U		
1,1,2-TRICHLOROETHANE	0.5	U		0.5	U		0.5	U		0.5	U		
1,1,2-TRICHLOROTRIFLUOROETHANE	0.5	U		0.5	U		0.5	U		0.5	U		
1,1-DICHLOROETHANE	0.5	U		0.5	U		0.5	U		0.5	U		
1,1-DICHLOROETHENE	0.5	U		0.5	U		0.5	U		0.5	U		
1,2,4-TRICHLOROBENZENE	0.5	U		0.5	U		0.5	U		0.5	U		
1,2-DIBROMO-3-CHLOROPROPANE	0.5	U		0.5	U		0.5	U		0.5	U		
1,2-DIBROMOETHANE	0.5	U		0.5	U		0.5	U		0.5	U		
1,2-DICHLOROBENZENE	0.5	U		0.5	U		0.5	U		0.5	U		
1,2-DICHLOROETHANE	0.5	U		0.5	U		0.5	U		0.5	U		
1,2-DICHLOROPROPANE	0.5	U		0.5	U		0.5	U		0.5	U		
1,3-DICHLOROBENZENE	0.5	U		0.5	U		0.5	U		0.5	U		
1,4-DICHLOROBENZENE	0.5	U		0.5	U		0.5	U		0.5	U		
2-BUTANONE	2.5	UJ	C	2.5	UJ	C	2.5	UJ	C	2.5	UJ	C	
2-HEXANONE	2.5	U		2.5	U		2.5	U		2.5	U		
4-METHYL-2-PENTANONE	2.5	U		2.5	U		2.5	U		2.5	U		
ACETONE	2.5	UJ	C	2.5	UJ	C	2.5	UJ	C	2.5	UJ	C	
BENZENE	0.5	U		0.5	U		0.5	U		0.5	U		
BROMODICHLOROMETHANE	0.5	U		0.5	U		0.5	U		0.5	U		
BROMOFORM	0.5	U		0.5	U		0.5	U		0.5	U		
BROMOMETHANE	0.5	U		0.5	U		0.5	U		0.5	U		
CARBON DISULFIDE	0.5	U		0.5	U		0.5	U		0.5	U		
CARBON TETRACHLORIDE	0.5	UJ	C	0.5	UJ	C	0.5	UJ	C	0.5	UJ	C	
CHLOROBENZENE	0.5	U		0.5	U		0.5	U		0.5	U		
CHLORODIBROMOMETHANE	0.5	U		0.5	U		0.5	U		0.5	U		
CHLOROETHANE	0.5	U		0.5	U		0.5	U		0.5	U		
CHLOROFORM	0.5	U		0.5	U		0.5	U		0.5	U		
CHLOROMETHANE	0.5	U		0.5	U		0.5	U		0.5	U		
CIS-1,2-DICHLOROETHENE	0.5	U		0.5	U		0.5	U		0.5	U		
CIS-1,3-DICHLOROPROPENE	0.5	UJ	C	0.5	UJ	C	0.5	UJ	C	0.5	UJ	C	
CYCLOHEXANE	0.5	U		0.5	U		0.5	U		0.5	U		
DICHLORODIFLUOROMETHANE	0.5	UJ	C	0.5	UJ	C	0.5	UJ	C	0.5	UJ	C	
ETHYLBENZENE	0.5	U		0.5	U		0.5	U		0.5	U		
ISOPROPYLBENZENE	0.5	U		0.5	U		0.5	U		0.5	U		


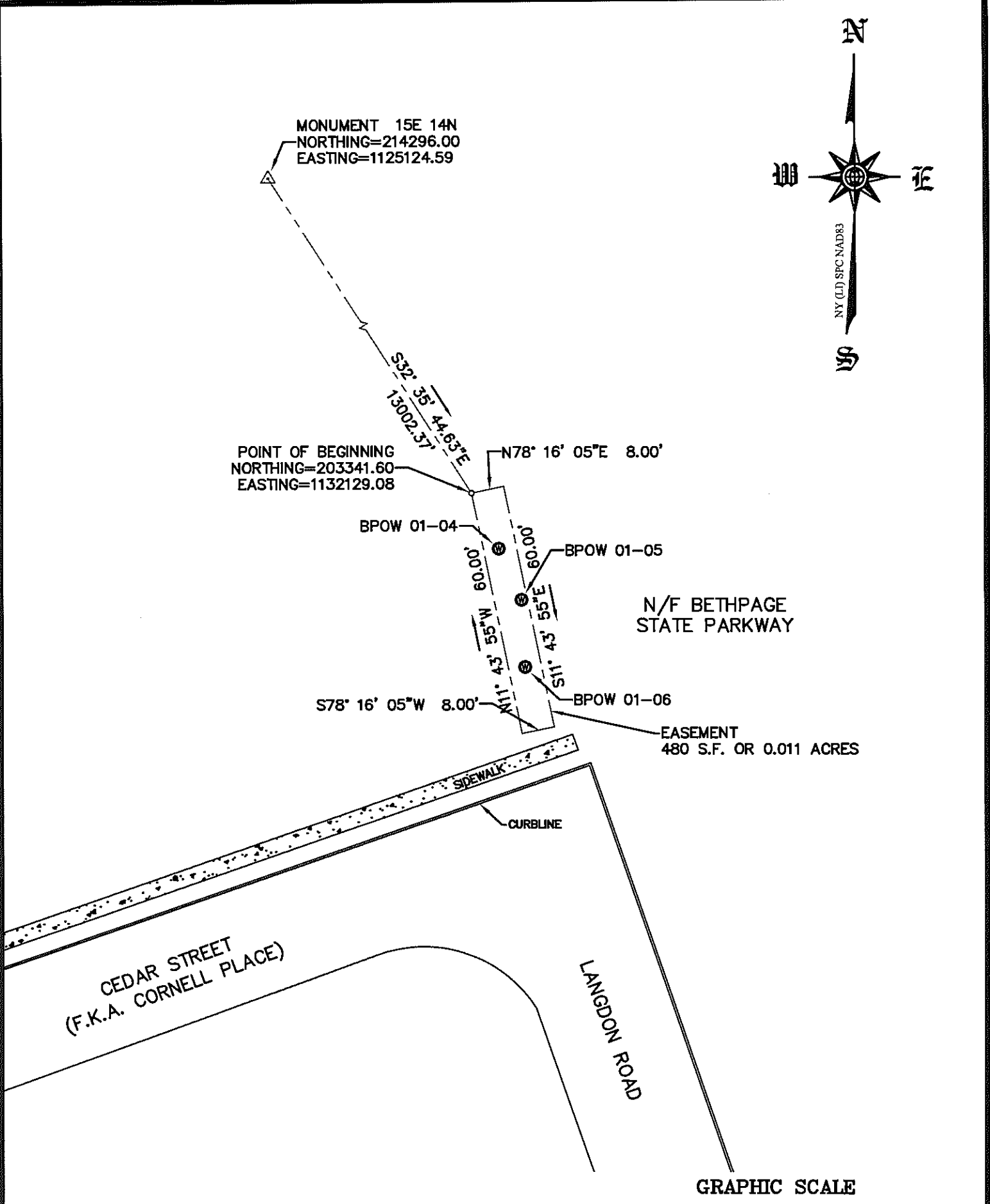
PARAMETER	RESULT	VQL	QLCD	RESULT	VQL	QLCD	RESULT	VQL	QLCD	RESULT	VQL	QLCD
1,1,1-TRICHLOROETHANE	0.5	UJ	C	0.5	U		0.5	UJ	C	0.5	UJ	C
1,1,2,2-TETRACHLOROETHANE	0.5	U		0.5	U		0.5	U		0.5	U	
1,1,2-TRICHLOROETHANE	0.5	U		0.51	J	P	0.5	U		0.5	U	
1,1,2-TRICHLOROTRIFLUOROETHANE	0.5	U		0.5	U		0.5	U		0.5	U	
1,1-DICHLOROETHANE	0.5	U		0.5	U		0.5	U		0.5	U	
1,1-DICHLOROETHENE	0.5	U		0.5	U		0.5	U		0.5	U	
1,2,4-TRICHLOROBENZENE	0.5	U		0.5	U		0.5	U		0.5	U	
1,2-DIBROMO-3-CHLOROPROPANE	0.5	U		0.5	U		0.5	U		0.5	U	
1,2-DIBROMOETHANE	0.5	U		0.5	U		0.5	U		0.5	U	
1,2-DICHLOROBENZENE	0.5	U		0.5	U		0.5	U		0.5	U	
1,2-DICHLOROETHANE	0.5	U		0.5	U		0.5	U		0.5	U	
1,2-DICHLOROPROPANE	0.5	U		0.5	U		0.5	U		0.5	U	
1,3-DICHLOROBENZENE	0.5	U		0.5	U		0.5	U		0.5	U	
1,4-DICHLOROBENZENE	0.5	U		0.5	U		0.5	U		0.5	U	
2-BUTANONE	2.5	UJ	C	2.5	U		2.5	UJ	C	2.5	UJ	C
2-HEXANONE	2.5	U		2.5	U		2.5	U		2.5	U	
4-METHYL-2-PENTANONE	2.5	U		2.5	U		2.5	U		2.5	U	
ACETONE	2.5	UJ	C	2.5	U		2.5	UJ	C	2.5	UJ	C
BENZENE	0.5	U		0.5	U		0.5	U		0.5	U	
BROMODICHLOROMETHANE	0.5	U		0.5	U		0.5	U		0.5	U	
BROMOFORM	0.5	U		0.5	UJ	D	0.5	U		0.5	U	
BROMOMETHANE	0.5	U		0.5	U		0.5	U		0.5	U	
CARBON DISULFIDE	0.5	U		0.5	U		0.5	U		0.5	U	
CARBON TETRACHLORIDE	0.5	UJ	C	2.1			0.5	UJ	C	0.5	UJ	C
CHLOROBENZENE	0.5	U		0.5	U		0.5	U		0.5	U	
CHLORODIBROMOMETHANE	0.5	U		0.5	U		0.5	U		0.5	U	
CHLOROETHANE	0.5	U		0.5	U		0.5	U		0.5	U	
CHLOROFORM	0.5	U		1.3			0.5	U		0.5	U	
CHLOROMETHANE	0.5	U		0.5	U		0.5	U		0.5	U	
CIS-1,2-DICHLOROETHENE	0.5	U		0.61	J	P	0.5	U		0.5	U	
CIS-1,3-DICHLOROPROPENE	0.5	UJ	C	0.5	U		0.5	UJ	C	0.5	UJ	C
CYCLOHEXANE	0.5	U		0.5	U		0.5	U		0.5	U	
DICHLORODIFLUOROMETHANE	0.5	UJ	C	0.5	UJ	C	0.5	UJ	C	0.5	UJ	C
ETHYLBENZENE	0.5	U		0.5	U		0.5	U		0.5	U	
ISOPROPYLBENZENE	0.5	U		0.5	U		0.5	U		0.5	U	

PROJ_NO: 00622 SDG: C3348 FRACTION: OV MEDIA: WATER	NSAMPLE	BPOW-0104-081011			BPOW-0105-081011			BPOW-0106-081011			BPOW-0203-080411PD		
	LAB_ID	C3348-04			C3348-03			C3348-02			C3348-01		
	SAMP_DATE	8/10/2011			8/10/2011			8/10/2011			8/4/2011		
	QC_TYPE	NM			NM			NM			NM		
	UNITS	UG/L			UG/L			UG/L			UG/L		
	PCT_SOLIDS	0.0			0.0			0.0			0.0		
	DUP_OF												
PARAMETER	RESULT	VQL	QLCD	RESULT	VQL	QLCD	RESULT	VQL	QLCD	RESULT	VQL	QLCD	
M+P-XYLENES	1	U		1	U		1	U		1	U		
METHYL ACETATE	0.5	U		0.5	U		0.5	U		0.5	U		
METHYL CYCLOHEXANE	0.5	U		0.5	U		0.5	U		0.5	U		
METHYL TERT-BUTYL ETHER	0.5	U		0.5	U		0.5	U		0.5	U		
METHYLENE CHLORIDE	0.5	U		0.5	U		0.5	U		0.5	U		
O-XYLENE	0.5	U		0.5	U		0.5	U		0.5	U		
STYRENE	0.5	U		0.5	U		0.5	U		0.5	U		
TETRACHLOROETHENE	0.5	U		0.5	U		0.5	U		0.5	U		
TOLUENE	0.5	U		0.5	U		0.5	U		0.5	U		
TRANS-1,2-DICHLOROETHENE	0.5	U		0.5	U		0.5	U		0.5	U		
TRANS-1,3-DICHLOROPROPENE	0.5	U		0.5	U		0.5	U		0.5	U		
TRICHLOROETHENE	0.5	U		0.5	U		0.5	U		0.5	U		
TRICHLOROFLUOROMETHANE	0.5	U		0.5	U		0.5	U		0.5	U		
VINYL CHLORIDE	0.5	U		0.5	U		0.5	U		0.5	U		

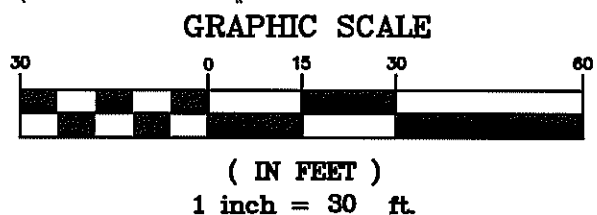

PROJ_NO: 00622 SDG: C3348 FRACTION: OV MEDIA: WATER	NSAMPLE	BPOW-0303-081111			BPOW-0304-081111			BPOW-DUP-081111			TB-081011		
	LAB_ID	C3348-05			C3348-06			C3348-09			C3348-10		
	SAMP_DATE	8/11/2011			8/11/2011			8/11/2011			8/10/2011		
	QC_TYPE	NM			NM			NM			NM		
	UNITS	UG/L			UG/L			UG/L			UG/L		
	PCT_SOLIDS	0.0			0.0			0.0			0.0		
	DUP_OF							BPOW-0303-081111					
PARAMETER	RESULT	VQL	QLCD	RESULT	VQL	QLCD	RESULT	VQL	QLCD	RESULT	VQL	QLCD	
M+P-XYLENES	1	U		1	U		1	U		1	U		
METHYL ACETATE	0.5	U		0.5	UJ	C	0.5	U		0.5	U		
METHYL CYCLOHEXANE	0.5	U		0.5	U		0.5	U		0.5	U		
METHYL TERT-BUTYL ETHER	0.5	U		0.5	U		0.5	U		0.5	U		
METHYLENE CHLORIDE	0.5	U		0.5	U		0.5	U		5			
O-XYLENE	0.5	U		0.5	U		0.5	U		0.5	U		
STYRENE	0.5	U		0.5	U		0.5	U		0.5	U		
TETRACHLOROETHENE	0.5	U		0.5	U		0.5	U		0.5	U		
TOLUENE	0.5	U		0.5	U		0.5	U		0.5	U		
TRANS-1,2-DICHLOROETHENE	0.5	U		0.5	U		0.5	U		0.5	U		
TRANS-1,3-DICHLOROPROPENE	0.5	U		0.5	U		0.5	U		0.5	U		
TRICHLOROETHENE	0.5	U		39			0.5	U		0.5	U		
TRICHLOROFLUOROMETHANE	0.5	U		0.5	U		0.5	U		0.5	U		
VINYL CHLORIDE	0.5	U		0.5	U		0.5	U		0.5	U		

Section 10

Survey




The Survey was performed without the benefit of a Title Report and may not show all easements or encumbrances recorded or unrecorded.
 No responsibility or liability is assumed by the surveyor for location of utilities and easements, if any, shown below the surfaces of lands or not visible on the surface of the lands shown hereon.

BANC 3, INC., P.C.
Consulting Engineers
 300 ALEXANDER PARK, SUITE 350
 PRINCETON, NEW JERSEY 08540
 PHONE:(609) 759-1900 ~ FAX:(609) 919-9022

NWIRP BETHPAGE
 8' X 60' WELL EASEMENT
 N/F BETHPAGE STATE PARKWAY
 FARMINGDALE TOWNE OF OYSTER BAY
 NASSAU COUNTY NEW YORK



PROJECT MANAGER: TM	DRAWN: SDS	CHECKED: TM
DATE: 06/15/12	SCALE: 1" = 30'	PROJECT NO.: 2000215-04

Thomas F. Miller
 NEW YORK PROFESSIONAL LAND SURVEYOR LICENSE No. 050484

BETHPAGE, NY APRIL 19, 2012

OFF SITE WELL LOCATIONS

PT #	GRID NORTHING (US FT)	GRID EASTING (US FT)	ELEV (US FT)	CODE / DESCRIPTION
15E14N	214296.002	1125124.594	122.84	GPS MON
1	214063.933	1123668.505	123.38	CIP / CONTROL POINT
LOCATION 1				
1646	202008.734	1132151.643	59.86	BPOW 01-01
1647	202008.660	1132151.890	60.33	GROUND
1645	202009.697	1132173.169	59.68	BPOW 01-02
1644	202009.511	1132173.728	60.22	GROUND
1642	202010.024	1132189.152	59.78	BPOW 01-03
1643	202010.056	1132189.669	60.25	GROUND
LOCATION 2				
1635	203327.989	1132135.673	44.54	BPOW 01-04
1634	203327.055	1132136.182	45.23	GROUND
1636	203315.538	1132141.261	44.61	BPOW 01-05
1633	203315.420	1132140.204	45.35	GROUND
1637	203299.025	1132142.003	44.92	BPOW 01-06
1632	203299.653	1132141.729	45.43	GROUND