

**Quarterly Operations Report
Third Quarter 2012**

**Groundwater Treatment Plant
GM-38 Area Groundwater Remediation
Naval Weapons Industrial Reserve Plant
Bethpage, New York**

**Contract No. N40085-10-D-9409
Contract Task Order No. 0002**

February 2013

Prepared for:



Naval Facilities Engineering Command Mid-Atlantic
9742 Maryland Avenue
Norfolk, VA 23511

Prepared by:



**H&S Environmental, Inc.
160 East Main Street, Suite 2F
Westborough, Massachusetts 01581
(508) 366-7442**

**Quarterly Operations Report
Third Quarter 2012**

**Groundwater Treatment Plant
GM-38 Area Groundwater Remediation
Naval Weapons Industrial Reserve Plant
Bethpage, New York**

**Contract No. N40085-10-D-9409
Contract Task Order No. 0002**

February 2013

Prepared for:

Naval Facilities Engineering Command Mid-Atlantic
9742 Maryland Avenue
Norfolk, VA 23511



A handwritten signature in blue ink, appearing to read 'Patrick Schauble'.

Patrick Schauble, P.E.
Program Manager

2/5/13

Date

A handwritten signature in blue ink, appearing to read 'Jennifer Good'.

Jennifer Good, P.G.
Project Manager

2/5/13

Date

TABLE OF CONTENTS

1.0	INTRODUCTION.....	1-1
1.1	Background.....	1-1
1.2	GWTP OVERVIEW.....	1-1
2.0	GWTP OPERATIONS AND MAINTENANCE.....	2-1
2.1	Routine Maintenance Activities	2-1
2.2	Non-routine Maintenance Activities	2-1
3.0	GWTP MONITORING.....	3-1
3.1	Process Water Quality Monitoring.....	3-1
3.2	Air Quality Monitoring.....	3-1
3.3	Groundwater Quality Monitoring.....	3-2
3.3.1	Groundwater Quality Results	3-3
3.3.2	Quality Assurance/Quality Control Sampling.....	3-3
3.3.3	Groundwater Concentration Trends	3-3
4.0	CONCLUSIONS AND RECOMMENDATIONS.....	4-1
5.0	REFERENCES.....	5-1

TABLES

TABLE 1	Discharge Monitoring Results – Third Quarter 2012
TABLE 2	Air Sampling Results – Third Quarter 2012
TABLE 3	Stack Emissions – Third Quarter 2012
TABLE 4	Groundwater Level Measurements – August 2012
TABLE 5	Summary of Groundwater Chemistry Results – August 2012
TABLE 6	Summary of Groundwater Analytical Results – August 2012
TABLE 7	Summary of Historical Groundwater Analytical Results

FIGURES

FIGURE 1	Site Map
FIGURE 2	Process Flow Diagram
FIGURE 3	GM-38 Area Site Map
FIGURE 4	Third Quarter 2012 Groundwater Analytical Map – Select VOC Concentrations
FIGURE 5	Groundwater Concentrations Trends of Select VOCs – RW-1
FIGURE 6	Groundwater Concentrations Trends of Select VOCs – RW-3
FIGURE 7	Groundwater Concentrations Trends of Select VOCs - RW1-MW1
FIGURE 8	Groundwater Concentrations Trends of Select VOCs - RW1-MW3

- FIGURE 9 Groundwater Concentrations Trends of Select VOCs - RW2-MW1
- FIGURE 10 Groundwater Concentrations Trends of Select VOCs - RW3-MW1
- FIGURE 11 Groundwater Concentrations Trends of Select VOCs - RW1-MW2
- FIGURE 12 Groundwater Concentrations Trends of Select VOCs - RW1-MW3
- FIGURE 13 Groundwater Concentrations Trends of Select VOCs - RW1-MW4
- FIGURE 14 Groundwater Concentrations Trends of Select VOCs - TP-01

APPENDICES

- APPENDIX A NYSDEC Effluent Limitations and Monitoring Requirements and July 2012 – September 2012 DMRs
- APPENDIX B NYSDEC Air Permit Equivalent Approval
- APPENDIX C Field Data Sheets and Chain of Custody Documentation – Third Quarter 2012
- APPENDIX D Data Validation Reports and Validated Data Summary – Third Quarter 2012

Acronyms and Abbreviations

ARAR	Applicable or Relevant and Appropriate Requirement
AS	air stripper
ASE	air stripper effluent
BFE	bag filter effluent
bgs	below ground surface
CERCLA	Comprehensive Environmental Response Compensation and Liability Act
DAR	Division of Air Resources
DCA	dichloroethane
DCE	dichloroethene
DMR	Discharge Monitoring Report
DO	dissolved oxygen
DoD	Department of Defense
DTW	depth to water
ECL	Environmental Conservation Law
EB	equipment rinsate blank
ELAP	Environmental Laboratory Accreditation Program
GOCO	Government Owned Contractor Operated
gpm	gallon per minute
GWTP	groundwater treatment plant
H&S	H&S Environmental, Inc.
HMI	human-machine interface
IRP	Installation Restoration Program
LGAC	liquid-phase granular activated carbon
MS/MSD	matrix spike/matrix spike duplicate
NAVFAC	Naval Facilities Engineering Command Mid-Atlantic
NELAC	National Environmental Accreditation Conference
NGC	Northrop Grumman Corporation
NWIRP	Naval Weapons Industrial Reserve Plant
NYDOH	New York Department of Health
NYSDEC	New York State Department of Environmental Conservation
O&M	Operation and Maintenance
ORP	oxidation reduction potential
OU	operable unit

PCE	tetrachloroethene
PLC	programmable logic controller
QA/QC	quality assurance / quality control
ROD	Record of Decision
RPD	relative percent difference
SC	standard conductivity
scfm	standard cubic feet per minute
SPDES	Storm Pollution Discharge Elimination System
TB	trip blank
TCE	trichloroethene
TE	treated effluent
TSS	total suspended solids
TtEC	Tetra Tech EC, Inc.
USEPA	U.S. Environmental Protection Agency
VC	vinyl chloride
VGAC	vapor-phase granular activated carbon
VOC	volatile organic compound

1.0 INTRODUCTION

H&S Environmental, Inc. (H&S) has prepared this Quarterly Operations Report for the GM-38 Area Groundwater Treatment Plant (GWTP) at the Naval Weapons Industrial Reserve Plant (NWIRP) in Bethpage, New York. This report has been prepared for the U.S. Department of the Navy (Navy), Naval Facilities Engineering Command (NAVFAC), Mid-Atlantic, under Contract No. N40085-10-D-9409, Contract Task Order No. 0002. This Third Quarter 2012 Operations Report details activities that occurred from July 2012 to September 2012. Data was collected and operational activities were performed by H&S in accordance with the *Final Operation, Maintenance & Monitoring Plan for Groundwater Treatment Plant GM-38 Area Groundwater Remediation, Naval Weapons Industrial Reserve Plant, Bethpage, New York* prepared by Tetra Tech EC, Inc. (TtEC) in 2010, hereafter referred to as the “O&M Manual.”

1.1 Background

NWIRP Bethpage is located in east central Nassau County, Long Island, New York, approximately 30 miles east of New York City (**Figure 1**) and is currently listed by New York State Department of Environmental Conservation (NYSDEC) as an “inactive hazardous waste site” (#1-30-003B). Historically, the Navy's property totaled approximately 109.5 acres and was a Government Owned Contractor-Operated (GOCO) facility that was operated by the Northrop Grumman Corporation (NGC) until September 1998. NWIRP Bethpage is bordered on the north, west, and south by property owned, or formerly owned, by NGC that covered approximately 605 acres, and on the east by a residential neighborhood.

The GM-38 Area refers to a cluster of monitoring wells installed in the 1990s by NGC. The GM-38 Area is approximately 8,500 feet south, southeast and hydraulically downgradient of NWIRP Bethpage. The GWTP is located within a utility easement with a street address of 100 Broadway, Bethpage, NY.

The “hot spot” cleanup remedy for the GM-38 Area groundwater was originally set forth in Record of Decision (ROD) documents for Operable Unit 2 (OU 2) Groundwater for the NGC and NWIRP Sites (New York State Registry Site Numbers 1-30-003A & 1-30-003B, respectively) issued by NYSDEC Division of Environmental Remediation in March 2001 and for the NWIRP Bethpage Site by NAVFAC in April 2003 (Revision 1). The selected remedy was chosen in accordance with the New York State Environmental Conservation Law (ECL) and the Navy’s Installation Restoration Program (IRP). It is also consistent with the Comprehensive Environmental Response Compensation and Liability Act (CERCLA), as amended, 42 U.S.C. §§ 9601-9675.

1.2 GWTP Overview

Groundwater is extracted from recovery wells RW-1 and RW-3 and treated in the GWTP. The treatment process consists of flow equalization, air stripping and vapor-phase carbon treatment, bag filtration, and liquid-phase carbon treatment. Though the GWTP was originally equipped with a pH adjustment system utilizing sodium hydroxide, it has since been determined that pH adjustment is not necessary and the equipment has been taken off-line and sodium hydroxide sent off site for beneficial reuse. A process flow diagram is presented as **Figure 2**. The treated water is either re-injected into injection well IW-1 or

discharged into the Nassau County Recharge Basin #495. Under CERCLA, the Navy is required to meet the effluent requirement in the NYSDEC's Storm Pollution Discharge Elimination System (SPDES) Permit Application as an Applicable or Relevant and Appropriate Requirements (ARAR).

The GWTP was designed to operate at an average flow rate of 1,100 gallons per minute (gpm) (800 gpm from RW-1 and 300 gpm from RW-3), as measured by the average discharge flow rate. It was determined that this flow rate would be necessary to effectively contain the higher concentration of contamination in the GM-38 Area groundwater. Volatile Organic Compounds (VOCs) in the influent groundwater consist of trichloroethene (TCE), tetrachloroethene (PCE), vinyl chloride (VC), cis-1,2-dichloroethene (cis-1,2-DCE), 1,2-dichloroethane (1,2-DCA), benzene, toluene, and total xylenes.

The air stripper (AS) is a structural aluminum tower that is packed with 3.5-inch diameter polypropylene Jaeger Tripack. Groundwater is pumped to the air stripper distribution port and sprayed over the column of Jaeger Tripack at a flow rate of approximately 1,100 gpm. Previously, 100 gpm of recirculated water was also rerouted through the AS, but as of October 2010, recirculation was no longer deemed necessary to the operation of the system. An induced draft countercurrent flow of air enters the air stripper below the base of the packing material at a rate of 8,000 standard cubic feet per minute (scfm). The large surface area of the packing material allows for a mass transfer of the VOCs from the groundwater into the air stream. The VOCs in the off-gas, except for vinyl chloride, are removed via two 20,000-lb vapor phase granular activated carbon (VGAC) units (VGAC-1 and VGAC-2). Vinyl chloride is oxidized by a 20,000-lb vessel containing zeolite impregnated with potassium permanganate (VGAC-3) into potassium chloride and carbon dioxide. The potassium chloride remains in the pore structure of the zeolite substrate. The treated off-gas is discharged from the stack.

Water treated by the air stripper is processed through three 8,000-lb liquid phase granular activated carbon (LGAC) units in parallel prior to discharge in the recovery basin (or injection well, if necessary).

The GWTP is controlled by a programmable logic controller (PLC)-based digital and analog control system, with instrumentation that monitors pH, pressure, tank level, flow transmitters, differential pressure transmitters, water level in recovery wells, and motor operational status. The information in the PLC is made available to an operator via a human-machine interface (HMI) program. By using this program, the status of the GWTP can be displayed in real time and adjusted, if necessary, by the operator.

2.0 GWTP OPERATIONS AND MAINTENANCE

While designed to run completely automated, the GWTP requires regular weekly visits by an operator to record and adjust operational parameters and to perform scheduled maintenance.

2.1 Routine Maintenance Activities

Routine maintenance activities at the GWTP were performed during the operator's weekly visits. These activities include general site inspections, collection of operational data (water and vapor flowrates, differential pressures across the AS, carbon units, bag filter units and blower discharge pressures, tank levels and totalizer readings), measurement of water levels in the recovery wells, adjustment of pump signal settings, collection of vapor and process water samples, changing out of bag filters, switching of lead/lag pump assignments, and preventive maintenance of system equipment. In addition, the following maintenance tasks were also performed during the reporting period:

- On 14 July and 31 July, the 12 bag filters housed in the bag filter unit were changed out.
- The system was shut down from 7-8 August in order to change out the carbon in LGAC-1, LGAC-2, and LGAC-3.

2.2 Non-routine Maintenance Activities

The following non-routine activities were performed during the Third Quarter:

- On 18 July, the heater for the vapor stream stopped working properly and a temporary repair was performed. The heating unit again stopped working and a replacement unit was ordered on 21 August and installed 2 October.
- On 7 August, the in-line effluent pH meter stopped working properly. A spare probe was installed but also malfunctioned, and a new replacement unit was ordered. Manual recordings of the effluent pH were collected pending procurement and installation of the new unit.
- On 27 August, the system went down due to a high rain gauge alarm. The system was restarted once heavy rainfall subsided.
- On 22 September, the system went down due to a power interruption apparently caused by storms in the area. The system was restarted upon arrival by the operator.

3.0 GWTP MONITORING

The intent of the GWTP is to remove contaminant mass and reduce elevated VOC levels to levels similar to those in the surrounding aquifer. It is anticipated that GWTP operation will minimize contaminant impacts on water supply wells and currently unaffected portions of the groundwater aquifer. The GWTP is not intended to remediate groundwater contamination in the local aquifer to non-detectable levels (TtEC 2010a). Various process samples (water and vapor) are collected on a monthly basis to monitor GWTP efficiency and to ensure compliance with Federal and State effluent discharge and air emission requirements. In addition, groundwater samples are collected quarterly to monitor water quality and determine the effectiveness of the remediation activities and monitor the hydraulic containment and capture of impacted groundwater by the recovery wells.

3.1 Process Water Quality Monitoring

Processed groundwater is analyzed to comply with calculations submitted by the Navy and approved by NYSDEC Water Division for the effluent limitations and monitoring requirements. These results are also submitted to the NYSDEC on a monthly basis in the form of a Discharge Monitoring Report (DMR). A copy of the approved NYSDEC effluent limitation and monitoring constituents and the reporting forms are included in **Appendix A**.

Monthly aqueous samples are collected from each recovery well (RW-1 and RW-3), as well as the treated effluent (TE) discharge line. In addition, various intermediary process system samples are collected monthly, consisting of air stripper effluent (ASE), bag filter effluent (BFE), and effluent of each of the three LGAC units (LC1, LC2, and LC3). The analytical results of monthly process water samples collected during the Third Quarter are presented in **Table 1**. The data demonstrates that all permitted constituents were in compliance with regulatory requirements during the Third Quarter. **Table 1** also summarizes the average monthly flowrates in gallons per minute along with the total volume of water processed during each month of the Third Quarter.

Monthly DMRs for the Third Quarter (July - September 2012) are included in **Appendix A**.

3.2 Air Quality Monitoring

Treated off-gas discharged at the stack of the GWTP is subject to emissions limitations as described by the calculations submitted by the Navy and approved by the NYSDEC Division of Air Resources (DAR) in July 2009. A copy of the NYSDEC approved calculations is included as **Appendix B**.

While only sampling of the stack emissions is required for NYSDEC compliance, vapor samples are also collected using 6-L summa canisters at various locations to monitor for breakthrough of the VGAC units. The analytical results of monthly influent and effluent vapor samples as well as midfluent samples (VC12 and VC13) collected during the Third Quarter are presented in **Table 2**. Air emissions calculations using the stack vapor concentrations along with discharge flowrates are presented in **Table 3**. The calculations demonstrate that all constituents were within the regulatory requirements during the quarter based on the emission rates in pounds per hour (lb/hr).

3.3 Groundwater Quality Monitoring

The groundwater monitoring well system at the GM-38 Groundwater Remediation Area consists of fourteen monitoring wells (as summarized in **Table 4**), three recovery wells (RW-1, RW-2, RW-3) and one injection well (IW-1). Well locations are depicted on **Figure 3**.

Depth to water (DTW) measurements are collected from twelve of the monitoring wells and water quality samples are collected from eight of the monitoring wells on a quarterly basis. The monitoring network includes well clusters located near the recovery and injection wells as described below and as shown on **Figure 3**. In addition, two wells, GM-38D and GM-38D2, located at the corner of Arthur Avenue and Broadway, are monitored by others.

Quarterly groundwater samples were collected from eight monitoring wells (RW1-MW1, RW1-MW3, RW2-MW1, RW3-MW1, RW3-MW2, RW3-MW3, RW3-MW4, and TP-1). Samples were collected using bladder pumps in accordance with the U.S. Environmental Protection Agency (USEPA) low-flow sampling methodologies. Results of the groundwater sampling for the Third Quarter are presented in Section 3.3.1 below, and descriptions of monitoring well locations are as follows:

Recovery Well 1 (RW-1) Monitoring Wells

The RW-1 cluster consists of three monitoring wells screened between 395 and 435 feet below ground surface (bgs). RW-1 MW-1 is located approximately 140 feet northwest of RW-1 and RW-1 MW-2 is located approximately 50 feet north of RW-1. RW-1 MW-3 is located approximately 400 feet northeast of RW-1, on the eastern side of Seaford Oyster Bay Expressway. All three wells are hydraulically monitored while only RW-1 MW1 and RW-1 MW-3 are also monitored for water quality.

Recovery Well 2 (RW-2) Monitoring Wells

The RW-2 cluster consists of three monitoring wells screened between 470 and 510 feet bgs. RW-2 MW-1 is located approximately 60 feet northwest of RW-2, RW-2 MW-2 is located approximately 20 feet west of RW-2, and RW-2 MW-3 is located approximately 100 feet west of RW-2. All three wells are hydraulically monitored while only RW-2 MW1 is monitored for water quality.

Recovery Well 3 (RW-3) Monitoring Wells

The RW-3 cluster consists of four monitoring wells; RW-3 MW-1 and RW-3 MW-3 are screened between 320 and 340 ft bgs, RW-3 MW-2 and RW-3 MW-4 are screened between 475 and 495 feet bgs. RW-3 MW-1 and RW-3 MW-2 are located approximately 500 feet west of the GM-38 cluster, at the intersection of Arthur Avenue and Leroy Avenue. RW-3 MW-3 and RW-3 MW-4 are located approximately 400 feet north of the intersection of Arthur Avenue and Broadway. All four wells are both hydraulically monitored and monitored for water quality.

TP-1

TP-1 is screened between 450 and 470 feet bgs and is located approximately 25 feet north of the GWTP building, inside the fenced area. It is hydraulically monitored to observe the change in water levels due to the influence from the pumping rates at the neighboring public water supply well field near the hot spot area and is also monitored for water quality.

Injection Well 1 (IW-1) Monitoring Well

There is one monitoring well associated with injection well IW-1. IW-1 MW-1 is screened between 130 and 150 feet bgs, is located approximately 20 feet south of IW-1, and is only hydraulically monitored.

3.3.1 Groundwater Quality Results

H&S collected groundwater samples for the Third Quarter from 21-22 August 2012. Field parameters measured during well purging, consisting of pH, specific conductance (SC), temperature, oxidation-reduction potential (ORP) and dissolved oxygen (DO), are summarized in **Table 5**. Following stabilization of field parameters, groundwater samples were collected. Copies of the field logs and chain of custody documentation are presented in **Appendix C**.

Groundwater samples were submitted to a National Environmental Laboratory Accreditation Conference (NELAC), Department of Defense (DoD) Environmental Laboratory Accreditation Program (ELAP) certified, laboratory, Analytical Laboratories Services, located in Middletown, PA. The samples are analyzed for VOCs via USEPA Method 624, mercury via USEPA Method SW846 7470A, and total suspended solids (TSS) via USEPA Method SM20 2540D. Validated analytical results of samples collected during the August 2012 monitoring event are summarized in **Table 6**. Data validation reports and a validated analytical data summary are presented in **Appendix D**. Raw analytical data is provided under separate cover.

3.3.2 Quality Assurance/Quality Control Sampling

Quality assurance/quality control (QA/QC) samples were collected during each quarterly groundwater monitoring event in accordance with the *Final Sampling and Analysis Plan* (TtEC 2010a). These samples consisted of blind field duplicates (collected from RW3-MW2 during the Third Quarter), matrix spike/matrix spike duplicate (MS/MSD) samples, equipment rinsate blanks (EB) collected at a rate of one per sampling event, and trip blanks (TB) submitted at a rate of one per sample cooler. No contaminants were detected in the equipment blank or trip blank submitted for this event. The overall lack of contamination in the blanks indicates that quality control requirements were achieved.

For field duplicate samples, the precision between the original sample and its duplicate is evaluated by calculating the relative percent difference (RPD). RPDs for the Third Quarter sampling event are presented in the data validation report in **Appendix D**. As indicated, RPDs for all analytes were well below the guideline of 50%. This overall consistency between the samples and its duplicate verifies that proper sample collection methods were followed.

3.3.3 Groundwater Concentration Trends

Historical groundwater analytical results through the Third Quarter are presented in **Table 7**. Groundwater analytical results of select VOCs (cis-1,2-DCE, PCE, TCE, and VC) for the Third Quarter monitoring events are presented graphically as **Figure 4**. Additionally, concentration trends of select VOCs (cis-1,2-DCE, TCE, and PCE, as well as VC for RW-1) over time for each recovery well (RW-1 and RW-3 sampled monthly) and the eight monitoring wells sampled during the Third Quarter monitoring event are presented in **Figures 5 through 14** and discussed below.

Figure 5 presents concentrations detected at recovery well RW-1. Concentrations of TCE have decreased from initial concentrations in early 2010 (maximum value of 710 µg/L detected in February 2010), remaining consistently below 400 µg/L since May 2011. Concentrations of cis-1,2-DCE have followed a similar trend, decreasing from a high of 160 µg/L in February 2010 to a low of 25.7 µg/L in April 2012. PCE concentrations have also exhibited decreasing trends over time, with concentrations decreasing from 180 µg/L in February 2010 to a low of 41.2 µg/L in April 2012. Concentrations of VC have decreased below initial concentrations in 2010. After reaching a maximum concentration of 61 µg/L in February 2010, VC concentrations have remained below 5.0 µg/L since the final quarter of 2011, decreasing to non-detectable levels in two out of three months in the Third Quarter.

Figure 6 presents concentrations detected at recovery well RW-3. Concentrations of TCE have decreased from initial concentrations in February 2010 (660 µg/L), falling below 300 µg/L several months throughout 2011 and 2012 (including the Third Quarter), with a low of 230 µg/L in June 2011. Concentrations of cis-1,2-DCE have remained consistently below 4.0 µg/L. PCE has been detected during only three sampling events: June 2011 (0.69 J µg/L), May 2012 (0.29 J µg/L), and June 2012 (3.4 µg/L) and was not detected during the Third Quarter.

Figure 7 presents concentrations detected at RW1-MW1. Concentrations of TCE and cis-1,2-DCE in August 2012 (126 µg/L and 167 µg/L, respectively) were higher than initial concentrations observed in May 2005 (53.6 µg/L and 78.6 µg/L, respectively). However, TCE and cis-1,2-DCE remain below the maximum concentrations observed in May 2009 (140 µg/L and 180 µg/L, respectively). Concentrations of PCE have remained consistently below 1.0 µg/L.

Figure 8 presents concentrations detected at RW1-MW3. Concentrations of cis-1,2-DCE and PCE have consistently remained below 1.0 µg/L and concentrations of TCE have remained near or below 2.0 µg/L.

Figure 9 presents concentrations detected at RW2-MW1. Concentrations of TCE have decreased substantially from original concentrations observed in May and July 2005 (37.6 µg/L and 34.6 µg/L, respectively). In April 2010, TCE decreased to less than 1.0 µg/L, remaining below 2.0 µg/L until June 2012 when a concentration of 9.0 µg/L was observed followed by a concentration of 20.8 µg/L in August 2012. Concentrations of cis-1,2-DCE have remained consistently below 2.0 µg/L, and PCE has not been detected during any sampling event.

Figure 10 presents concentrations detected at RW3-MW1. Concentrations of TCE in August 2012 (37.7 µg/L) have increased since initial concentrations observed in January 2010 (35.0 µg/L), though remain less than maximum TCE concentrations observed in November 2010 (77.6 µg/L). No overall trend is discernible. Concentrations of cis-1,2-DCE and PCE have exhibited similar trends, increasing slightly from initial concentrations, but remaining consistently below 2.0 µg/L.

Figure 11 presents concentrations detected at RW3-MW2. TCE reached a maximum concentration of 211 µg/L in April 2010, having increased from initial concentrations observed in January 2010 (160 µg/L). The concentration of TCE detected in August 2012 (198 µg/L) is greater than concentrations observed initially, but slightly less than the maximum observed concentration. No overall trend is discernible. Concentrations of cis-1,2-DCE at this location have consistently remained between 1.0 – 2.0

µg/L, and PCE has not been detected during any sampling event with the exception of August 2012, when a concentration of 0.28 J µg/L was observed.

Figure 12 presents concentrations detected at RW3-MW3. Maximum concentrations of TCE were detected in April 2010 (397 µg/L), having increased slightly from initial concentrations in January 2010 (350 µg/L). The concentration of TCE detected in August 2012 (248 µg/L) has decreased from the initial collected sample, though no overall trend is discernible. Concentrations of cis-1,2-DCE have remained near 2.0 µg/L and PCE has remained below 1.0 µg/L.

Figure 13 presents concentrations detected at RW3-MW4. TCE concentrations have decreased since the initial sampling event in January 2010 (21 µg/L) with a detection of 5.5 µg/L in August 2012. PCE had not been detected during any sampling event, and cis-1,2-DCE has not been detected since its detection during the initial sampling event in January 2010 (0.46 µg/L).

Figure 14 presents concentrations detected at TP-01. TCE concentrations in August 2012 (27.9 µg/L) were less than that observed during the initial sampling event in January 2010 (65 µg/L), and the lowest concentration reported thus far. A similar trend exists for concentrations of cis-1,2-DCE; concentrations have decreased from an initial value of 190 µg/L in January 2010 to a low of 16.1 µg/L in August 2012, with concentrations fluctuating over time. PCE concentrations have remained fairly consistent over time, ranging from 3.3 µg/L in June 2011 to 6.0 µg/L in June 2012.

4.0 CONCLUSIONS AND RECOMMENDATIONS

The intent of the groundwater treatment system at GM-38 is to remove mass and reduce elevated VOC concentrations to levels similar to those in the surrounding aquifer, and in doing so minimize the impacts on water supply wells and currently unaffected portions of the aquifer. Based on the removal of VOCs by the GWTP and decreasing contaminant concentration trends observed in the recovery wells and several of the monitoring wells, progress toward these goals is apparent. The GWTP should continue to be operated and monitored on a quarterly basis using the 14 monitoring wells. In addition, an evaluation should be conducted to better determine the capture zone.

5.0 REFERENCES

Tetra Tech EC, Inc. (TtEC). 2010a. *Final Operation, Maintenance & Monitoring Plan for Groundwater Treatment Plant GM-38 Area Groundwater Remediation, Naval Weapons Industrial Reserve Plant, Bethpage, New York*. April.

Tetra Tech EC, Inc. (TtEC). 2010b. *Final Sampling and Analysis Plan (Field Sampling Plan and Quality Assurance Project Plan), UFP-SAP for Operations, Maintenance, and Monitoring of the Groundwater Treatment Plant, GM-38 Area, Naval Weapons Industrial Reserve Plant, Bethpage, New York*. September.

TABLES

Table 1
GM-38 Area Groundwater Remediation
Groundwater Treatment Plant
Naval Weapons Industrial Reserve Plant - Bethpage, NY
Discharge Monitoring Results
Third Quarter 2012

SPDES Parameters	Daily Maximum Goal	Units	July 2012										
			RW-1	RW-3	Combined Influent ⁽¹⁾ (RW-1 + RW-3)	Air Stripper Effluent (ASE)	Bag Filter Effluent (BFE)	Liquid Carbon 1 Effluent (LC1)	Liquid Carbon 2 Effluent (LC2)	Liquid Carbon 3 Effluent (LC3)	Treated Effluent (TE)	Treated Effluent Duplicate	
Process Stream													
Well Depth		ft	445	530	NA	NA	NA	NA	NA	NA	NA	NA	NA
Screened Interval		ft	335-395 410-430	392-412 442-504	NA	NA	NA	NA	NA	NA	NA	NA	NA
Sampling Date			7/10/12										
Average Flowrate	1100	GPM	705	168	873	NR	871	NR	NR	NR	882	NR	
Total Flow		gallons	31,483,167	7,497,233	38,980,400	NR	38,863,100	NR	NR	NR	39,373,467	NR	
pH	5.5 - 8.5	SU	6.62	6.79	6.65	6.94	7.05	7.09 8	7.25	7.27	7.10	7.10	
Carbon Tetrachloride	NA	µg/L	ND	ND	ND	ND	ND	ND	ND	ND	ND	ND	
1,1-Dichloroethane	5	µg/L	3.0 J	2.5 J	2.9 J	ND	ND	ND	ND	ND	ND	ND	
1,2-Dichloroethane	0.6	µg/L	ND	ND	ND	ND	ND	ND	ND	ND	ND	ND	
1,1-Dichloroethene	5	µg/L	6.7	2.1 J	5.8 J	ND	ND	ND	ND	ND	ND	ND	
cis 1,2-Dichloroethene	5	µg/L	33.1	2.3 J	27.2 J	0.91 J	0.72 J	1.00	1.20	0.79 J	0.98 J	0.83 J	
trans 1,2-Dichloroethene	5	µg/L	ND	ND	ND	ND	ND	ND	ND	ND	ND	ND	
Tetrachloroethene	5	µg/L	67.2	ND	54.3	0.45 J	0.45 J	ND	ND	0.37 J	0.33 J	ND	
1,1,1-Trichloroethene	5	µg/L	4.7 J	ND	3.8 J	ND	ND	ND	ND	ND	ND	ND	
Trichloroethene	5	µg/L	275	275	275	2.7	2.7	0.54 J	0.87 J	2.4	2.0	1.9	
Vinyl Chloride	2	µg/L	ND	ND	ND	ND	ND	ND	ND	ND	ND	ND	
Mercury	0.25	µg/L	ND	ND	ND	ND	ND	ND	ND	ND	ND	ND	
Total Suspended Solids (TSS)	NA	mg/L	ND	ND	ND	ND	ND	ND	ND	ND	ND	ND	

Table 1
 GM-38 Area Groundwater Remediation
 Groundwater Treatment Plant
 Naval Weapons Industrial Reserve Plant - Bethpage, NY
 Discharge Monitoring Results
 Third Quarter 2012

SPDES Parameters	Daily Maximum Goal	Units	August 2012									
			RW-1	RW-3	Combined Influent ⁽¹⁾ (RW-1 + RW-3)	Air Stripper Effluent (ASE)	Bag Filter Effluent (BFE)	Liquid Carbon 1 Effluent (LC1)	Liquid Carbon 2 Effluent (LC2)	Liquid Carbon 3 Effluent (LC3)	Treated Effluent (TE)	Treated Effluent (TE) Duplicate
Process Stream												
Well Depth		ft	445	530	NA	NA	NA	NA	NA	NA	NA	NA
Screened Interval		ft	335-395 410-430	392-412 442-504	NA	NA	NA	NA	NA	NA	NA	NA
Sampling Date			8/6/12									
Average Flowrate	1100	GPM	663	160	822	NR	821	NR	NR	NR	823	NR
Total Flow		gallons	29,576,100	7,138,929	36,715,029	NR	36,628,243	NR	NR	NR	36,744,714	NR
pH	5.5 - 8.5	SU	5.85	6.31	5.94	7.11	5.49	7.36	7.48	7.53	7.15	7.16
Carbon Tetrachloride	NA	µg/L	ND	ND	ND	ND	ND	ND	ND	ND	ND	ND
1,1-Dichloroethane	5	µg/L	2.9 J	2.4 J	2.8 J	ND	ND	ND	ND	ND	ND	ND
1,2-Dichloroethane	0.6	µg/L	ND	ND	ND	ND	ND	ND	ND	ND	ND	ND
1,1-Dichloroethene	5	µg/L	5.4	1.9 J	4.7 J	ND	ND	ND	ND	ND	ND	ND
cis 1,2-Dichloroethene	5	µg/L	35.7	2.1 J	29.2 J	0.70 J	0.53 J	1.2	1.3	0.69 J	0.61 J	0.79 J
trans 1,2-Dichloroethene	5	µg/L	ND	ND	ND	ND	ND	ND	ND	ND	ND	ND
Tetrachloroethene	5	µg/L	66.8	ND	53.8	0.47 J	ND	ND	ND	0.40 J	ND	ND
1,1,1-Trichloroethene	5	µg/L	5.1	ND	4.1 J	ND	ND	ND	ND	ND	ND	ND
Trichloroethene	5	µg/L	305	327	309	3.1	2.8	0.40 J	1.1	2.9	2.2	2.2
Vinyl Chloride	2	µg/L	2.3 J	ND	ND	ND	ND	ND	ND	ND	ND	ND
Mercury	0.25	µg/L	ND	ND	ND	ND	ND	ND	ND	ND	ND	ND
Total Suspended Solids (TSS)	NA	mg/L	5	ND	ND	ND	ND	ND	ND	ND	ND	ND

Table 1
GM-38 Area Groundwater Remediation
Groundwater Treatment Plant
Naval Weapons Industrial Reserve Plant - Bethpage, NY
Discharge Monitoring Results
Third Quarter 2012

SPDES Parameters	Daily Maximum Goal	Units	September 2012										
			RW-1	RW-3	Combined Influent ⁽¹⁾ (RW-1 + RW-3)	Air Stripper Effluent (ASE)	Bag Filter Effluent (BFE)	Liquid Carbon 1 Effluent (LC1)	Liquid Carbon 2 Effluent (LC2)	Liquid Carbon 3 Effluent (LC3)	Treated Effluent (TE)	Treated Effluent (TE) Duplicate	
Process Stream													
Well Depth		ft	445	530	NA	NA	NA	NA	NA	NA	NA	NA	NA
Screened Interval		ft	335-395 410-430	392-412 442-504	NA	NA	NA	NA	NA	NA	NA	NA	NA
Sampling Date			9/7/12										
Average Flowrate	1100	GPM	811	193	1,004	NR	1,001	NR	NR	NR	1,005	NR	NR
Total Flow		gallons	35,032,800	8,353,546	43,386,346	NR	43,250,157	NR	NR	NR	43,404,186	NR	NR
pH	5.5 - 8.5	SU	7.3	6.9	7.2	6.8	6.7	6.5	6.4	6.2	6.7	6.7	6.7
Carbon Tetrachloride	NA	µg/L	ND	ND	ND	ND	ND	ND	ND	ND	ND	ND	ND
1,1-Dichloroethane	5	µg/L	2.2 J	2.1 J	2.2 J	ND	ND	ND	ND	ND	ND	ND	ND
1,2-Dichloroethane	0.6	µg/L	ND	ND	ND	ND	ND	ND	ND	ND	ND	ND	ND
1,1-Dichloroethene	5	µg/L	5.7	1.9 J	5.0 J	ND	ND	ND	ND	ND	ND	ND	ND
cis 1,2-Dichloroethene	5	µg/L	30.9	2.3 J	25.4 J	0.42 J	0.57 J	ND	ND	ND	ND	ND	ND
trans 1,2-Dichloroethene	5	µg/L	ND	ND	ND	ND	ND	ND	ND	ND	ND	ND	ND
Tetrachloroethene	5	µg/L	71.9	ND	58.1	0.52 J	0.48 J	ND	ND	ND	ND	ND	ND
1,1,1-Trichloroethene	5	µg/L	4.5 J	ND	3.6 J	ND	ND	ND	ND	ND	ND	ND	ND
Trichloroethene	5	µg/L	285	299	288	2.6	2.4	ND	ND	ND	ND	ND	ND
Vinyl Chloride	2	µg/L	ND	ND	ND	ND	ND	ND	ND	ND	ND	ND	ND
Mercury	0.25	µg/L	ND	ND	ND	ND	ND	ND	ND	ND	ND	ND	ND
Total Suspended Solids (TSS)	NA	mg/L	ND	ND	ND	6	ND	ND	ND	ND	ND	ND	ND

Notes:

- J - Estimated result between laboratory method detection limit and reporting limit
- NA - Not Applicable
- ND - Not detected above laboratory method detection limit
- NR - Not Recorded
- gpm - gallons per minute

(1) Influent concentrations presented are the weighted average concentrations of RW-1 and RW-3.

Table 2
GM-38 Area Groundwater Remediation
Groundwater Treatment Plant
Naval Weapons Industrial Reserve Plant - Bethpage, NY
Air Sampling Results
Third Quarter 2012

DAR Parameters	SGC	Units	July 2012					August 2012					
			Influent (VC11)	VC12	VC12 Duplicate	VC23	Effluent	Influent (VC11)	VC12	VC12 Duplicate	VC23	Effluent	
Process Stream													
Sampling Date			7/12/12					8/9/12					
Average Flowrate		CFM	NR	NR	NR	NR	8,332	NR	NR	NR	NR	NR	8,249
Total Flow ⁽¹⁾		ft ³	NR	NR	NR	NR	371,943,914	NR	NR	NR	NR	NR	368,221,625
Total Flow ⁽²⁾		m ³	NR	NR	NR	NR	10,532,279	NR	NR	NR	NR	NR	10,426,875
1,2-Dichloroethane	-	µg/m ³	ND	ND	ND	12	10	3.0 J	ND	ND	6.1	6.0	
cis 1,2-Dichloroethene	-	µg/m ³	20	30	26	3700	650	270	60	26	940	110	
trans 1,2-Dichloroethene	-	µg/m ³	ND	ND	ND	43	ND	ND	ND	ND	11	ND	
1,2-Dichloroethene (total)	-	µg/m ³	20	30	26	3,800	630	270	59	26	960	110	
Toluene	37000	µg/m ³	25	17	16	ND	0.74 J	2.0 J	4.1	4.7	ND	ND	
Xylene	4300	µg/m ³	37	14	12	ND	0.96 J	ND	2.5 J	3.8	0.94 J	ND	
1,1,2-Trichloroethane	-	µg/m ³	ND	ND	ND	ND	ND	ND	ND	ND	ND	ND	
Trichloroethene	14000	µg/m ³	270	130	79	10 J	8.9	3,000	700	300	22	14	
Vinyl Chloride	180000	µg/m ³	3.1	2.0	ND	31	4.2	13	2.7	2.5	11	1.2 J	
Tetrachloroethene	1000	µg/m ³	170	33	21	ND	2.6 J	620	150	75	4.2 J	4.5 J	

Table 2
GM-38 Area Groundwater Remediation
Groundwater Treatment Plant
Naval Weapons Industrial Reserve Plant - Bethpage, NY
Air Sampling Results
Third Quarter 2012

DAR Parameters	SGC	Units	September 2012				
			Influent (VC1)	VC12	VC12 Duplicate	VC23	Effluent
Process Stream							
Sampling Date			9/8/12				
Average Flowrate		CFM	NR	NR	NR	NR	8,432
Total Flow ⁽¹⁾		ft ³	NR	NR	NR	NR	364,281,600
Total Flow ⁽²⁾		m ³	NR	NR	NR	NR	10,315,306
1,2-Dichloroethane	-	µg/m ³	ND	ND	2.3 J	9.3	8.9
cis 1,2-Dichloroethene	-	µg/m ³	330	170	170	690	100
trans 1,2-Dichloroethene	-	µg/m ³	3.5 J	3.3 J	2.9 J	10	ND
1,2-Dichloroethene (total)	-	µg/m ³	330	170	170	680	100
Toluene	37000	µg/m ³	4.6 J	11	12	0.66 J	ND
Xylene	4300	µg/m ³	4.2 J	9.5	13	1.1 J	ND
1,1,2-Trichloroethane	-	µg/m ³	ND	ND	ND	ND	ND
Trichloroethene	14000	µg/m ³	3,400	1,900	1,900	170	69
Vinyl Chloride	180000	µg/m ³	12	12	13	14	1.5 J
Tetrachloroethene	1000	µg/m ³	720	450	440	6.4	6.4

Notes:

ND - Not detected

NR - Not recorded

SGC - Short-term Guideline Concentration

µg/m³ - micrograms per cubic meter

CFM - cubic feet per minute

DAR - Division of Air Resources

⁽¹⁾Total Flow (ft³) = average flowrate (cfm) * operational time (minutes)

⁽²⁾Total Flow (m³) = total flow (ft³) * (0.3048³)m³/ft³

Table 3
GM-38 Area Groundwater Remediation
Groundwater Treatment Plant
Naval Weapons Industrial Reserve Plant - Bethpage, NY
Stack Emissions
Third Quarter 2012

DAR Parameters	Discharge Goal	Units	July 2012	August 2012	September 2012
Sampling Date			7/12/12	8/9/12	9/8/12
Average Flowrate		CFM	8,332	8,249	8,432
Total Flow		ft ³	371,943,914	368,221,625	364,281,600
Total Flow		m ³	10,532,279	10,426,875	10,315,306
Trichloroethene	0.09	lb/hr	0.00028	0.00043	0.00211
Vinyl Chloride	0.01	lb/hr	0.00013	0.00004	0.00005
1,2 Dichloroethene	0.03	lb/hr	0.01966	0.00340	0.00306
1,2-Dichloroethane	BRT	lb/hr	0.00031	0.00019	0.00027
Toluene	BRT	lb/hr	0.00002	0.00000	0.00000
Xylene	BRT	lb/hr	0.00003	0.00000	0.00000
1,1,2-Trichloroethane	BRT	lb/hr	0.00000	0.00000	0.00000
Tetrachloroethene	--	lb/hr	0.00008	0.00014	0.00020

Notes:

BRT - Below reporting thresholds

lb/hr - pounds per hour

DAR - Division of Air Resources

CFM - Cubic feet per minute

Stack Emissions = average flowrate (cfm) * (0.3048^{^3})m³/ft³ * conc.(mg/m³) * 0.000001 g/mg * 0.002205 lbs/g *
60 min/hr * operational time (hours)

Table 4
GM-38 Area Groundwater Remediation
Groundwater Treatment Plant
Naval Weapons Industrial Reserve Plant - Bethpage, NY
Groundwater Level Measurements
August 2012

Monitoring Well ID	Date	Time	Well Elevation (ft amsl)	Total Depth (ft)	Screen Interval (ft)	Depth to Water (ft)	Groundwater Elevation (ft amsl)
RW1-MW1	08/21/12	1510	85.86	435	395-435	36.48	49.38
RW1-MW2	08/21/12	1410	87.35	435	395-435	38.45	48.90
RW1-MW3	08/21/12	1430	80.34	435	395-435	32.77	47.57
RW2-MW1	08/21/12	1440	90.75	510	470-510	39.65	51.10
RW2-MW2	08/21/12	1445	90.15	510	470-510	39.25	50.90
RW2-MW3	08/21/12	1442	89.75	510	470-510	38.80	50.95
RW3-MW1	08/21/12	1450	92.22	350	330-350	37.80	54.42
RW3-MW2	08/21/12	1449	91.98	495	475-495	39.95	52.03
RW3-MW3	08/21/12	1502	92.98	340	320-340	39.10	53.88
RW3-MW4	08/21/12	1455	92.92	495	475-495	40.95	51.97
TP-1	08/21/12	1406	85.91	470	450-470	34.84	51.07
IW1-MW1	08/21/12	1418	89.41	150	130-150	36.3	53.11
GM38D	NA	NA	91.37	340	320-340	NA	NA
GM382D	NA	NA	91.57	495	475-495	NA	NA

Notes:

amsl - above mean sea level

ft - feet

NA - Not Available

Table 5
Summary of Final Groundwater Chemistry Data
GM-38 Area Groundwater Remediation
Groundwater Treatment Plant
Naval Weapons Industrial Reserve Plant - Bethpage, NY
Summary of Groundwater Chemistry Results
August 2012

Location	Temp (°C)	pH (SU)	S.C. (uS/cm)	DO (mg/L)	ORP (mV)	Turbidity (NTU)	Color (Visual)
RW1-MW1	15.49	4.64	198	0.22	-30.3	0.53	clear
RW1-MW3	14.32	5.28	192	0.34	-68.2	4.85	clear
RW2-MW1	17.25	6.80	184	0.25	-76.7	4.52	clear
RW3-MW1	16.80	5.01	115	4.21	-29.7	0.49	clear
RW3-MW2	17.11	5.09	82	0.16	-165.3	5.57	clear
RW3-MW3	16.43	5.16	148	0.65	-24.6	7.12	clear
RW3-MW4	18.19	4.78	90	3.34	-22.6	0.09	clear
TP-1	14.50	4.49	212	3.81	160.5	2.54	clear

Notes:

S.C. = Specific Conductance
mS/cm = milliSiemens per centimeter
NTU = nephelometric turbidity units
mg/L = milligrams per liter
°C = degrees celsius
mV = millivolts
SU = standard units
ORP = oxidation/reduction potential

Table 6
GM-38 Area Groundwater Remediation
Groundwater Treatment Plant
Naval Weapons Industrial Reserve Plant - Bethpage, NY
Summary of Detected Groundwater Analytical Results
August 2012

Sample ID	RW1-MW1	RW1-MW3	RW2-MW1	RW3-MW1	RW3-MW2		RW3-MW3	RW3-MW4	TP-01
Sample Date	8/21/2012	8/22/2012	8/21/2012	8/22/2012	8/22/2012	8/22/2012	8/22/2012	8/22/2012	8/22/2012
Comments						Duplicate			
VOCS (EPA 624) ug/L									
1,1-dichloroethane	5.3	9.4	4.8	0.87 J	0.74 J	0.73 J	ND	ND	3.4
1,1-dichloroethene	2.8	2.4	0.95 J	0.54 J	0.49 J	0.49 J	1.4 J	ND	1.1
cis-1,2-dichloroethene	167	0.56 J	0.39 J	0.36 J	1.6	1.5	1.8 J	ND	16.1
trans-1,2-dichloroethene	2.4	ND	ND	ND	ND	ND	ND	ND	0.35 J
Tetrachloroethene	ND	0.97 J	ND	ND	0.28 J	ND	ND	ND	4.0
1,1,1-trichloroethane	0.99 J	1.9	0.33 J	0.42 J	0.52 J	0.49 J	ND	ND	0.86 J
1,1,2-trichloroethane	ND	0.56 J	ND	ND	ND	ND	ND	ND	ND
Trichloroethene	126	2.3	20.8	37.7	198	192	248	5.5	27.9
Mercury (EPA 245.1) ug/L	ND	ND	ND	ND	ND	ND	ND	ND	ND
TSS (SM20 2540D) mg/L	6	ND	12	ND	ND	ND	10	ND	ND

Note:

J = estimated value
 ND = not detected
 mg/L = milligrams per liter
 µg/L = micrograms per liter

Samples were analyzed for TCL VOCs by Method 624. Only those VOCs detected are presented above.

Table 7
 GM-38 Area Groundwater Remediation
 Groundwater Treatment Plant
 Naval Weapons Industrial Reserve Plant - Bethpage, NY
 Summary of Historical Groundwater Analytical Results

Sample ID	RW1-MW1															
	5/4/2005	7/22/2005	5/27/2009	1/21/2010	4/21/2010	7/28/2010	11/10/2010	3/25/2011	6/14/2011 ⁽¹⁾	6/14/2011	9/28/2011	11/30/2011	3/8/2012	6/6/2012	6/6/2012	8/21/2012
Sample Date																
Comments																
Well Depth (Ft)	435															
Screened Interval (Ft)	395-435															
VOCS (EPA 624) ug/L																
Acrolein	NR	NR	NR	NR	NR	NR	NR	NR	NR	NR	ND	ND	ND	ND	ND	30 R
Acrylonitrile	NR	NR	NR	NR	NR	NR	NR	NR	NR	NR	ND	ND	ND	ND	ND	ND
Acetone	ND	ND	ND	NR	ND	ND	ND	ND	NR	NR	ND	ND	ND	ND	ND	ND
Benzene	ND	ND	ND	ND	ND	ND	ND	ND	NR	NR	ND	ND	ND	ND	ND	ND
Bromodichloromethane	ND	ND	ND	NR	ND	ND	ND	ND	NR	NR	ND	ND	ND	ND	ND	ND
Bromoform	ND	ND	ND	NR	ND	ND	ND	ND	NR	NR	ND	ND	ND	ND	ND	ND
Bromomethane	ND	ND	ND	NR	ND	ND	ND	ND	NR	NR	ND	ND	ND	ND	ND	ND
Carbon tetrachloride	ND	ND	0.32J	ND	ND	ND	0.17J	ND	NR	NR	ND	ND	ND	ND	ND	ND
Chlorobenzene	ND	ND	ND	ND	ND	ND	ND	ND	NR	NR	ND	ND	ND	ND	ND	ND
Dibromochloromethane	NR	NR	ND	NR	ND	ND	ND	ND	NR	NR	ND	ND	ND	ND	ND	ND
Chloroethane	ND	ND	ND	ND	ND	ND	ND	ND	NR	NR	ND	ND	ND	ND	ND	ND
2-chloroethylvinyl ether	NR	NR	NR	NR	NR	NR	NR	NR	NR	NR	ND	ND	ND	ND	ND	ND
Chloroform	ND	0.7J	1.1	ND	0.70J	0.65J	0.56J	0.55J	NR	NR	ND	ND	ND	ND	ND	ND
Chloromethane	ND	ND	ND	NR	ND	ND	ND	ND	NR	NR	ND	ND	ND	ND	ND	ND
1,2-dichlorobenzene	NR	NR	ND	NR	NR	NR	NR	NR	NR	NR	ND	ND	ND	ND	ND	ND
1,3-dichlorobenzene	NR	NR	ND	NR	NR	NR	NR	NR	NR	NR	ND	ND	ND	ND	ND	ND
1,4-dichlorobenzene	NR	NR	ND	NR	NR	NR	NR	NR	NR	NR	ND	ND	ND	ND	ND	ND
1,1-dichloroethane	0.74J	0.79J	3.3	2.9J	2.8	2.8	3.0	3.6	1.6 J	4.2 J	4.0 J	4.1	5.2	4.8	4.3	5.3
1,2-dichloroethane	ND	ND	0.29J	ND	ND	ND	ND	ND	ND	ND	ND	ND	ND	ND	ND	ND
1,1-dichloroethene	1.3	2.8	3.1	1.7J	1.9	1.7	1.7	1.9	0.85 J	2.1 J	2.3 J	2.1	2.7	2.5	2.3	2.8
cis-1,2-dichloroethene	78.6	80.4	180D	130	121	118	108	121	55.8 J	145 J	164	132	179	165	145	167
trans-1,2-dichloroethene	2.0	1.3J	2.8	4J	2.9	2.1	1.3	4.2	0.71 J	2.0 J	2.0 J	1.7	3.0	3.7	2.6	2.4
1,2-dichloropropane	ND	ND	ND	NR	ND	ND	ND	ND	NR	NR	ND	ND	ND	ND	ND	ND
cis-1,3-dichloropropene	ND	ND	ND	NR	ND	ND	ND	ND	NR	NR	ND	ND	ND	ND	ND	ND
trans-1,3-dichloropropene	ND	ND	ND	NR	ND	ND	ND	ND	NR	NR	ND	ND	ND	ND	ND	ND
Ethylbenzene	ND	ND	ND	ND	ND	ND	ND	ND	NR	NR	ND	ND	ND	ND	ND	ND
Methylene chloride	ND	ND	ND	NR	ND	ND	ND	ND	NR	NR	ND	ND	ND	ND	ND	ND
1,1,2,2-tetrachloroethane	ND	ND	ND	NR	ND	ND	ND	ND	NR	NR	ND	ND	ND	ND	ND	ND
Tetrachloroethene	ND	ND	0.72J	ND	0.42J	ND	ND	ND	ND	ND	0.36 J	ND	ND	ND	ND	ND
Toluene	ND	0.33J	0.68	ND	ND	ND	ND	ND	NR	NR	ND	ND	ND	ND	ND	ND
1,1,1-trichloroethane	ND	ND	0.71J	ND	0.52J	0.43J	0.53J	0.79J	ND	0.63 J	1.1 J	0.66 J	0.96 J	0.98 J	0.89 J	0.99 J
1,1,2-trichloroethane	ND	ND	0.58J	NR	ND	ND	ND	ND	NR	NR	ND	0.33 J	ND	ND	ND	ND
Trichloroethene	53.6	52.7	140.0	79.0	116	95.4	84.2	97.6	26.6 J	73.8 J	129	84.5	115	107	102	126
Trichlorofluoromethane	NR	NR	ND	NR	NR	NR	NR	NR	NR	NR	ND	ND	ND	ND	ND	ND
Vinyl chloride	ND	ND	1.6	ND	ND	ND	0.17J	ND	ND	0.38 J	0.29 J	ND	ND	ND	ND	ND
Mercury (EPA 245.1) ug/L	NR	NR	ND	0.20	<0.20	<0.20	<0.20	<0.20	ND	ND	ND	ND	ND	ND	ND	ND
TSS (SM20 2540D) mg/L	NR	NR	2.8	2.8	6.0	4.0	4.0	4.0	ND	6	ND	11	16	9	5	6

Table 7
 GM-38 Area Groundwater Remediation
 Groundwater Treatment Plant
 Naval Weapons Industrial Reserve Plant - Bethpage, NY
 Summary of Historical Groundwater Analytical Results

Sample ID	RW1-MW2			RW1-MW3										
Sample Date	5/4/2005	7/22/2005	5/28/2009	1/20/2010	4/21/2010	7/29/2010	11/10/2010	3/25/2011	6/14/2011	9/28/2011	11/30/2011	3/8/2012	6/7/2012	8/22/2012
Comments														
Well Depth (Ft)	435			435										
Screened Interval (Ft)	395-435			395-435										
VOCS (EPA 624) ug/L														
Acrolein	NR	NR	NR	NR	NR	NR	NR	NR	NR	ND	ND	ND	ND	30 R
Acrylonitrile	NR	NR	NR	NR	NR	NR	NR	NR	NR	ND	ND	ND	ND	ND
Acetone	ND	ND	ND	NR	ND	ND	ND	ND	NR	ND	ND	ND	ND	ND
Benzene	ND	ND	ND	ND	ND	ND	ND	ND	NR	ND	ND	ND	ND	ND
Bromodichloromethane	ND	ND	ND	NR	ND	ND	ND	ND	NR	ND	ND	ND	ND	ND
Bromoform	ND	ND	ND	NR	ND	ND	ND	ND	NR	ND	ND	ND	ND	ND
Bromomethane	ND	ND	ND	NR	ND	ND	ND	ND	NR	ND	ND	ND	ND	ND
Carbon tetrachloride	ND	ND	ND	ND	ND	ND	ND	ND	NR	ND	ND	ND	ND	ND
Chlorobenzene	ND	ND	ND	ND	ND	ND	ND	ND	NR	ND	ND	ND	ND	ND
Dibromochloromethane	NR	NR	ND	NR	NR	NR	NR	NR	NR	ND	ND	ND	ND	ND
Chloroethane	ND	ND	ND	NR	ND	ND	ND	ND	NR	ND	ND	ND	ND	ND
2-chloroethylvinyl ether	NR	NR	NR	NR	NR	NR	NR	NR	NR	ND	ND	ND	ND	ND
Chloroform	ND	1.4	ND	0.67J	0.80J	0.47J	0.69J	0.73J	NR	0.97 J	ND	0.73 J	0.64 J	ND
Chloromethane	ND	ND	ND	NR	ND	ND	ND	ND	NR	ND	ND	ND	ND	ND
1,2-dichlorobenzene	NR	NR	ND	NR	NR	NR	NR	NR	NR	ND	ND	ND	ND	ND
1,3-dichlorobenzene	NR	NR	ND	NR	NR	NR	NR	NR	NR	ND	ND	ND	ND	ND
1,4-dichlorobenzene	NR	NR	ND	NR	NR	NR	NR	NR	NR	ND	ND	ND	ND	ND
1,1-dichloroethane	4.6	5.5	3.4	2.4	4.6	1.5	2.3	2.4	9.3	10.1 J	2.1	8.4	5.7	9.4
1,2-dichloroethane	ND	ND	ND	ND	ND	ND	ND	ND	ND	ND	ND	ND	ND	ND
1,1-dichloroethene	3.2	12.3	ND	0.42J	1.10	ND	0.28J	ND	1.8	2.2 J	ND	1.8	0.86 J	2.4
cis-1,2-dichloroethene	181.0	47.6	160.0	0.54J	0.48J	0.36J	0.55J	0.58J	0.59 J	0.43 J	0.55 J	0.68 J	0.33 J	0.56 J
trans-1,2-dichloroethene	2.5	7.6	2.5	ND	ND	ND	ND	ND	ND	ND	ND	ND	ND	ND
1,2-dichloropropane	ND	ND	ND	NR	ND	ND	ND	ND	NR	ND	ND	ND	ND	ND
cis-1,3-dichloropropene	ND	ND	ND	NR	ND	ND	ND	ND	NR	ND	ND	ND	ND	ND
trans-1,3-dichloropropene	ND	ND	ND	NR	ND	ND	ND	ND	NR	ND	ND	ND	ND	ND
Ethylbenzene	ND	ND	ND	ND	ND	ND	ND	ND	NR	ND	ND	ND	ND	ND
Methylene chloride	1.0	ND	ND	NR	ND	ND	ND	ND	NR	ND	ND	ND	ND	ND
1,1,2,2-tetrachloroethane	ND	ND	ND	NR	ND	ND	ND	ND	NR	ND	ND	ND	0.23 J	ND
Tetrachloroethene	ND	134.0	19.0	ND	049J	ND	ND	ND	0.33 J	0.62 J	ND	0.65 J	0.30 J	0.97 J
Toluene	0.32J	ND	ND	ND	ND	ND	ND	ND	NR	ND	ND	ND	ND	ND
1,1,1-trichloroethane	1.3	1.0	ND	0.41J	0.98J	ND	0.26J	0.33J	1.6	2.7 J	ND	ND	1.1 J	1.9
1,1,2-trichloroethane	ND	0.65J	ND	0.62J	0.60J	0.36J	0.55J	0.41J	NR	0.57 J	0.63 J	0.70 J	0.61 J	0.56 J
Trichloroethene	158.0	198.0	200.0	1.2	1.6	0.58J	0.91J	1.0	1.4	1.8 J	1.0 J	2.2	1.3	2.3
Trichlorofluoromethane	NR	NR	ND	NR	NR	NR	NR	NR	NR	ND	ND	ND	ND	ND
Vinyl chloride	12.9	187.0	4.1	ND	ND	ND	ND	ND	ND	ND	ND	ND	ND	ND
Mercury (EPA 245.1) ug/L	NR	NR	0.20	NR	<0.20	<0.20	<0.20	<0.20	ND	ND	ND	ND	ND	ND
TSS (SM20 2540D) mg/L	NR	NR	4.0	NR	8.0	<4.0	<4.0	<4.0	ND	ND	ND	5	ND	ND

Table 7
 GM-38 Area Groundwater Remediation
 Groundwater Treatment Plant
 Naval Weapons Industrial Reserve Plant - Bethpage, NY
 Summary of Historical Groundwater Analytical Results

Sample ID	RW2-MW1														
	5/4/2005	7/20/2005	5/27/2009	1/18/2010	4/21/2010	7/28/2010	11/3/2010	3/24/2011	6/14/2011	9/27/2011	11/29/2011	3/7/2012	6/6/2012	8/21/2012	
Sample Date															
Comments				EPA 624											
Well Depth (Ft)	510														
Screened Interval (Ft)	470-510														
VOCS (EPA 624) ug/L															
Acrolein	NR	NR	NR	NR	NR	NR	NR	NR	NR	NR	ND	ND	ND	ND	30 R
Acrylonitrile	NR	NR	NR	NR	NR	NR	NR	NR	NR	NR	ND	ND	ND	ND	ND
Acetone	ND	ND	ND	NR	ND	ND	ND	ND	NR	ND	ND	ND	ND	ND	ND
Benzene	ND	ND	ND	ND	0.15J	0.69J	0.58J	0.30J	NR	0.22 J	0.27 J	0.22 J	ND	ND	ND
Bromodichloromethane	ND	ND	ND	NR	ND	ND	ND	ND	NR	ND	ND	ND	ND	ND	ND
Bromoform	ND	ND	ND	NR	ND	ND	ND	ND	NR	ND	ND	ND	ND	ND	ND
Bromomethane	ND	ND	ND	NR	ND	ND	ND	ND	NR	ND	ND	ND	ND	ND	ND
Carbon tetrachloride	ND	ND	ND	ND	ND	ND	ND	ND	NR	ND	ND	ND	ND	ND	ND
Chlorobenzene	ND	ND	ND	ND	ND	ND	ND	ND	NR	ND	ND	ND	ND	ND	ND
Dibromochloromethane	NR	NR	ND	NR	ND	ND	ND	ND	NR	ND	ND	ND	ND	ND	ND
Chloroethane	ND	ND	ND	NR	ND	ND	ND	ND	NR	ND	ND	ND	ND	ND	ND
2-chloroethylvinyl ether	NR	NR	NR	NR	NR	NR	NR	NR	NR	ND	ND	ND	ND	ND	ND
Chloroform	ND	ND	ND	ND	ND	ND	ND	ND	NR	ND	ND	ND	0.38 J	ND	ND
Chloromethane	ND	ND	ND	NR	ND	ND	ND	ND	NR	ND	ND	ND	ND	ND	ND
1,2-dichlorobenzene	NR	NR	ND	NR	NR	NR	NR	NR	NR	ND	ND	ND	ND	ND	ND
1,3-dichlorobenzene	NR	NR	ND	NR	NR	NR	NR	NR	NR	ND	ND	ND	ND	ND	ND
1,4-dichlorobenzene	NR	NR	ND	NR	NR	NR	NR	NR	NR	ND	ND	ND	ND	ND	ND
1,1-dichloroethane	0.53J	0.93J	1.2J	0.82J	0.60J	0.58J	0.42J	ND	0.61 J	0.64 J	ND	0.50 J	4.2	4.8	ND
1,2-dichloroethane	ND	ND	ND	ND	ND	ND	ND	ND	ND	ND	ND	ND	ND	ND	ND
1,1-dichloroethene	ND	0.58J	0.55J	0.63J	ND	ND	ND	ND	ND	ND	ND	ND	0.55 J	0.95 J	ND
cis-1,2-dichloroethene	ND	0.55J	1.9	1.0	0.78J	0.80J	0.55J	0.43J	0.56 J	0.32 J	0.39 J	0.34 J	0.32 J	0.39 J	ND
trans-1,2-dichloroethene	ND	ND	ND	ND	ND	ND	ND	ND	ND	ND	ND	ND	ND	ND	ND
1,2-dichloropropane	ND	ND	ND	NR	ND	ND	ND	ND	NR	ND	ND	ND	ND	ND	ND
cis-1,3-dichloropropene	ND	ND	ND	NR	ND	ND	ND	ND	NR	ND	ND	ND	ND	ND	ND
trans-1,3-dichloropropene	ND	ND	ND	NR	ND	ND	ND	ND	NR	ND	ND	ND	ND	ND	ND
Ethylbenzene	ND	ND	ND	ND	ND	ND	ND	ND	NR	ND	ND	ND	ND	ND	ND
Methylene chloride	ND	ND	ND	NR	ND	ND	ND	ND	NR	ND	ND	ND	ND	ND	ND
1,1,2,2-tetrachloroethane	ND	ND	ND	NR	ND	ND	ND	ND	NR	ND	ND	ND	ND	ND	ND
Tetrachloroethene	ND	ND	ND	ND	ND	ND	ND	ND	ND	ND	ND	ND	ND	ND	ND
Toluene	ND	0.85J	1.0	ND	0.52J	0.49J	0.50J	ND	NR	0.24 J	0.29 J	0.19 J	ND	ND	ND
1,1,1-trichloroethane	ND	0.37J	ND	ND	ND	ND	ND	ND	ND	ND	ND	ND	ND	ND	0.33 J
1,1,2-trichloroethane	ND	ND	ND	ND	ND	ND	ND	ND	NR	ND	ND	ND	ND	ND	ND
Trichloroethene	37.6	34.6	12.0	15.0	0.42J	ND	ND	1.7	1.6	0.89 J	0.67 J	0.67 J	9.0	20.8	ND
Trichlorofluoromethane	NR	NR	ND	NR	NR	NR	NR	NR	NR	ND	ND	ND	ND	ND	ND
Vinyl chloride	ND	ND	ND	ND	ND	ND	ND	ND	ND	ND	ND	ND	ND	ND	ND
Mercury (EPA 245.1) ug/L	NR	NR	0.05J	NR	<0.20	<0.20	<0.20	<0.20	ND	ND	ND	ND	ND	ND	ND
TSS (SM20 2540D) mg/L	NR	NR	2260.0	NR	58.0	<4.0	<4.0	<4.0	181	5	36	6	25	12	ND

Table 7
 GM-38 Area Groundwater Remediation
 Groundwater Treatment Plant
 Naval Weapons Industrial Reserve Plant - Bethpage, NY
 Summary of Historical Groundwater Analytical Results

Sample ID	RW2-MW3			RW3-MW1												
Sample Date	5/3/2005	7/20/2005	5/28/2009	1/19/2010	4/22/2010	7/29/2010	11/9/2010	3/25/2011	3/25/2011	6/14/2011	9/27/2011	11/30/2011	11/30/2011	3/7/2012	6/7/2012	8/22/2012
Comments									duplicate				duplicate			
Well Depth (Ft)	510			350												
Screened Interval (Ft)	470-510			330-350												
VOCS (EPA 624) ug/L																
Acrolein	NR	NR	30 R	NR	NR	NR	NR	NR	NR	NR	NR	ND	ND	ND	ND	30 R
Acrylonitrile	NR	NR	NR	NR	NR	NR	NR	NR	NR	NR	NR	ND	ND	ND	ND	ND
Acetone	ND	ND	ND	NR	ND	ND	ND	ND	ND	NR	ND	ND	ND	ND	ND	ND
Benzene	ND	ND	ND	ND	ND	ND	ND	ND	ND	NR	ND	ND	ND	ND	ND	ND
Bromodichloromethane	ND	ND	ND	NR	ND	ND	ND	ND	ND	NR	ND	ND	ND	ND	ND	ND
Bromoform	ND	ND	ND	NR	ND	ND	ND	ND	ND	NR	ND	ND	ND	ND	ND	ND
Bromomethane	ND	ND	ND	NR	ND	ND	ND	ND	ND	NR	ND	ND	ND	ND	ND	ND
Carbon tetrachloride	ND	ND	ND	ND	ND	ND	0.19J	ND	ND	NR	ND	ND	ND	ND	ND	ND
Chlorobenzene	ND	ND	ND	ND	ND	ND	ND	ND	ND	NR	ND	ND	ND	ND	ND	ND
Dibromochloromethane	NR	NR	ND	NR	ND	ND	ND	ND	ND	NR	ND	ND	ND	ND	ND	ND
Chloroethane	ND	ND	ND	NR	ND	ND	ND	ND	ND	NR	ND	ND	ND	ND	ND	ND
2-chloroethylvinyl ether	NR	NR	NR	NR	NR	NR	NR	NR	NR	NR	ND	ND	ND	ND	ND	ND
Chloroform	ND	ND	ND	ND	ND	0.20J	ND	ND	ND	NR	ND	ND	ND	ND	ND	ND
Chloromethane	ND	ND	ND	NR	ND	ND	ND	ND	ND	NR	ND	ND	ND	ND	ND	ND
1,2-dichlorobenzene	NR	NR	ND	NR	NR	NR	NR	NR	NR	NR	ND	ND	ND	ND	ND	ND
1,3-dichlorobenzene	NR	NR	ND	NR	NR	NR	NR	NR	NR	NR	ND	ND	ND	ND	ND	ND
1,4-dichlorobenzene	NR	NR	ND	NR	NR	NR	NR	NR	NR	NR	ND	ND	ND	ND	ND	ND
1,1-dichloroethane	0.68J	0.31J	1.4	1.6	1.5	1.7	1.4	1.3	1.3	1.1	1.0 J	0.96 J	0.93 J	0.90 J	0.80 J	0.87 J
1,2-dichloroethane	ND	ND	ND	0.27J	ND	ND	ND	ND	ND	ND	0.57 J	ND	ND	0.43 J	ND	ND
1,1-dichloroethene	ND	ND	0.42J	1.2	1.3	1.2	1.2	1.2	1.1	0.85 J	0.65 J	0.64 J	0.66 J	0.47 J	0.19 J	0.54 J
cis-1,2-dichloroethene	0.40J	0.66J	2.3	0.37J	ND	0.32J	0.45J	0.47J	0.45J	0.48 J	0.31 J	0.36 J	0.43 J	0.37 J	0.39 J	0.36 J
trans-1,2-dichloroethene	ND	ND	ND	ND	ND	ND	ND	ND	ND	ND	ND	ND	ND	ND	ND	ND
1,2-dichloropropane	ND	ND	ND	NR	ND	ND	ND	ND	ND	NR	ND	ND	ND	ND	ND	ND
cis-1,3-dichloropropene	ND	ND	ND	NR	ND	ND	ND	ND	ND	NR	ND	ND	ND	ND	ND	ND
trans-1,3-dichloropropene	ND	ND	ND	NR	ND	ND	ND	ND	ND	NR	ND	ND	ND	ND	ND	ND
Ethylbenzene	ND	ND	ND	ND	ND	ND	ND	ND	ND	NR	ND	ND	ND	ND	ND	ND
Methylene chloride	ND	ND	ND	NR	ND	ND	ND	ND	ND	NR	ND	ND	ND	ND	ND	ND
1,1,2,2-tetrachloroethane	ND	ND	ND	NR	ND	ND	ND	ND	ND	NR	ND	ND	ND	ND	ND	ND
Tetrachloroethene	ND	ND	ND	0.49J	0.81J	0.73J	1.5	1.4	1.6	1.2	1.3 J	1.0	1.1	1.0	0.33 J	ND
Toluene	ND	0.50J	0.39J	ND	ND	ND	ND	ND	ND	NR	ND	ND	ND	ND	0.26 J	ND
1,1,1-trichloroethane	ND	ND	ND	ND	0.98J	0.84J	1.2	1.1	1.1	0.78 J	1.0 J	0.59 J	0.63 J	0.58 J	0.54 J	0.42 J
1,1,2-trichloroethane	ND	ND	ND	ND	ND	ND	ND	ND	ND	NR	ND	ND	ND	ND	ND	ND
Trichloroethene	16.2	20.6	18.0	35.0	53.2	52.3	77.6	76.2	77.9	63.1	72.4 J	51.0	55.2	59.0	42.5	37.7
Trichlorofluoromethane	NR	NR	ND	NR	NR	NR	NR	NR	NR	NR	ND	ND	ND	ND	ND	ND
Vinyl chloride	ND	ND	ND	ND	ND	ND	ND	ND	ND	ND	ND	ND	ND	ND	ND	ND
Mercury (EPA 245.1) ug/L	NR	NR	ND	NR	<0.20	<0.20	<0.20	<0.20	<0.20	ND	ND	ND	ND	ND	ND	ND
TSS (SM20 2540D) mg/L	NR	NR	14.8	NR	<4.0	<4.0	<4.0	<4.0	<4.0	5160	ND	ND	ND	NR	17	ND

Table 7
 GM-38 Area Groundwater Remediation
 Groundwater Treatment Plant
 Naval Weapons Industrial Reserve Plant - Bethpage, NY
 Summary of Historical Groundwater Analytical Results

Sample ID	RW2-MW2		RW3-MW2														
	5/4/2005	7/21/2005	1/19/2010	1/19/2010	4/22/2010	7/29/2010	11/9/2010	11/9/2010	3/25/2011	6/14/2011	9/27/2011	11/30/2011	3/8/2012	6/7/2012	8/22/2012	8/22/2012	
Comments				duplicate				duplicate									duplicate
Well Depth (Ft)	510		495														
Screened Interval (Ft)	470-510		475-495														
VOCS (EPA 624) ug/L																	
Acrolein	NR	NR	NR	NR	NR	NR	NR	NR	NR	NR	NR	ND	ND	ND	ND	30 R	30 R
Acrylonitrile	NR	NR	NR	NR	NR	NR	NR	NR	NR	NR	NR	ND	ND	ND	ND	ND	ND
Acetone	ND	ND	NR	NR	ND	ND	ND	ND	ND	ND	NR	ND	ND	ND	ND	ND	ND
Benzene	ND	ND	ND	ND	ND	ND	ND	ND	ND	ND	NR	ND	ND	ND	ND	ND	ND
Bromodichloromethane	ND	ND	NR	NR	ND	ND	ND	ND	ND	ND	NR	ND	ND	ND	ND	ND	ND
Bromoform	ND	ND	NR	NR	ND	ND	ND	ND	ND	ND	NR	ND	ND	ND	ND	ND	ND
Bromomethane	ND	ND	NR	NR	ND	ND	ND	ND	ND	ND	NR	ND	ND	ND	ND	ND	ND
Carbon tetrachloride	ND	ND	ND	ND	ND	ND	ND	ND	ND	ND	NR	ND	ND	ND	ND	ND	ND
Chlorobenzene	ND	ND	ND	ND	ND	ND	ND	ND	ND	ND	NR	ND	ND	ND	ND	ND	ND
Dibromochloromethane	NR	NR	NR	NR	ND	ND	ND	ND	ND	NR	ND	ND	ND	ND	ND	ND	ND
Chloroethane	ND	ND	NR	NR	ND	ND	ND	ND	ND	NR	ND	ND	ND	ND	ND	ND	ND
2-chloroethylvinyl ether	NR	NR	NR	NR	NR	NR	NR	NR	NR	NR	NR	ND	ND	ND	ND	ND	ND
Chloroform	ND	ND	ND	ND	ND	ND	ND	ND	ND	NR	ND	ND	ND	0.23 J	ND	ND	ND
Chloromethane	ND	ND	NR	NR	ND	ND	ND	ND	ND	NR	ND	ND	ND	ND	ND	ND	ND
1,2-dichlorobenzene	NR	NR	NR	NR	NR	NR	NR	NR	NR	NR	NR	ND	ND	ND	ND	ND	ND
1,3-dichlorobenzene	NR	NR	NR	NR	NR	NR	NR	NR	NR	NR	NR	ND	ND	ND	ND	ND	ND
1,4-dichlorobenzene	NR	NR	NR	NR	NR	NR	NR	NR	NR	NR	NR	ND	ND	ND	ND	ND	ND
1,1-dichloroethane	ND	0.78J	ND	ND	0.54J	ND	ND	ND	ND	0.52 J	0.37 J	ND	0.41 J	0.66 J	0.74 J	0.73 J	0.73 J
1,2-dichloroethane	ND	ND	ND	ND	ND	ND	ND	ND	ND	ND	ND	ND	ND	ND	ND	ND	ND
1,1-dichloroethene	ND	0.41J	ND	ND	1.2	ND	ND	ND	ND	0.57 J	0.45 J	0.27 J	0.27 J	0.36 J	0.49 J	0.49 J	0.49 J
cis-1,2-dichloroethene	0.33J	0.41J	1.5J	1.6J	2.4	1.1	0.92J	0.92J	1.6	1.7	1.1	1.4	1.3	1.5	1.6	1.5	1.5
trans-1,2-dichloroethene	ND	ND	ND	ND	0.43 J	ND	ND	ND	ND	ND	ND	ND	ND	ND	ND	ND	ND
1,2-dichloropropane	ND	ND	NR	NR	ND	ND	ND	ND	ND	NR	ND	ND	ND	ND	ND	ND	ND
cis-1,3-dichloropropene	ND	ND	NR	NR	ND	ND	ND	ND	ND	NR	ND	ND	ND	ND	ND	ND	ND
trans-1,3-dichloropropene	ND	ND	NR	NR	ND	ND	ND	ND	ND	NR	ND	ND	ND	ND	ND	ND	ND
Ethylbenzene	ND	ND	ND	ND	ND	ND	ND	ND	ND	NR	ND	ND	ND	ND	ND	ND	ND
Methylene chloride	ND	ND	NR	NR	ND	ND	ND	ND	ND	NR	ND	ND	ND	ND	ND	ND	ND
1,1,2,2-tetrachloroethane	ND	ND	NR	NR	ND	ND	ND	ND	ND	NR	ND	ND	ND	ND	ND	ND	ND
Tetrachloroethene	ND	ND	ND	ND	ND	ND	ND	ND	ND	ND	ND	ND	ND	ND	ND	0.28 J	ND
Toluene	0.33J	0.53J	ND	ND	ND	ND	ND	ND	ND	NR	ND	ND	ND	ND	ND	ND	ND
1,1,1-trichloroethane	ND	ND	ND	ND	0.58J	ND	ND	ND	ND	0.39 J	0.43 J	ND	ND	0.54 J	0.52 J	0.49 J	0.49 J
1,1,2-trichloroethane	D	ND	ND	ND	ND	ND	0.25 J	0.27J	ND	NR	0.32 J	0.32 J	0.32 J	ND	ND	ND	ND
Trichloroethene	7.8	13.8	160	170	211	73	58.2	60.9	110	135	151	71.9	96.5	209	198	192	192
Trichlorofluoromethane	NR	NR	NR	NR	NR	NR	NR	NR	NR	NR	NR	ND	ND	ND	ND	ND	ND
Vinyl chloride	ND	ND	ND	ND	ND	ND	ND	ND	ND	ND	ND	ND	ND	ND	ND	ND	ND
Mercury (EPA 245.1) ug/L	NR	NR	NR	NR	<0.20	<0.20	<0.20	<0.20	<0.20	ND	ND	ND	ND	ND	ND	ND	ND
TSS (SM20 2540D) mg/L	NR	NR	NR	NR	5.0	6.0	ND	10.0	10.0	7	6	ND	8	ND	ND	ND	ND

Table 7
 GM-38 Area Groundwater Remediation
 Groundwater Treatment Plant
 Naval Weapons Industrial Reserve Plant - Bethpage, NY
 Summary of Historical Groundwater Analytical Results

Sample ID	RW3-MW3												
Sample Date	1/20/2010	4/22/2010	4/22/2010	7/28/2010	11/3/2010 ⁽¹⁾	3/25/2011	6/15/2011	9/28/2011	11/29/2011	3/7/2012	3/7/2012	6/7/2012	8/22/2012
Comments			duplicate								duplicate		
Well Depth (Ft)	340												
Screened Interval (Ft)	320-340												
VOCS (EPA 624) ug/L													
Acrolein	NR	NR	NR	NR	NR	NR	NR	ND	ND	ND	ND	ND	150 R
Acrylonitrile	NR	NR	NR	NR	NR	NR	NR	ND	ND	ND	ND	ND	ND
Acetone	NR	ND	ND	ND	ND	ND	NR	ND	ND	ND	ND	ND	ND
Benzene	ND	ND	ND	ND	ND	ND	NR	ND	ND	ND	ND	ND	ND
Bromodichloromethane	NR	ND	ND	ND	ND	ND	NR	ND	ND	ND	ND	ND	ND
Bromoform	NR	ND	ND	ND	ND	ND	NR	ND	ND	ND	ND	ND	ND
Bromomethane	NR	ND	ND	ND	ND	ND	NR	ND	ND	ND	ND	ND	ND
Carbon tetrachloride	ND	ND	ND	ND	ND	ND	NR	ND	ND	ND	ND	ND	ND
Chlorobenzene	ND	ND	ND	ND	ND	ND	NR	ND	ND	ND	ND	ND	ND
Dibromochloromethane	NR	ND	ND	ND	ND	ND	NR	ND	ND	ND	ND	ND	ND
Chloroethane	NR	NR	NR	NR	NR	NR	NR	ND	ND	ND	ND	ND	ND
2-chloroethylvinyl ether	NR	NR	NR	NR	NR	NR	NR	ND	ND	ND	ND	ND	ND
Chloroform	ND	ND	0.40J	0.46J	ND	0.33J	NR	0.48 J	ND	0.42 J	0.42 J	2.3 J	ND
Chloromethane	NR	ND	ND	ND	ND	ND	NR	ND	ND	ND	ND	ND	ND
1,2-dichlorobenzene	NR	NR	NR	NR	NR	NR	NR	ND	ND	ND	ND	ND	ND
1,3-dichlorobenzene	NR	NR	NR	NR	NR	NR	NR	ND	ND	ND	ND	ND	ND
1,4-dichlorobenzene	NR	NR	NR	NR	NR	NR	NR	ND	ND	ND	ND	ND	ND
1,1-dichloroethane	ND	1.6	1.6	2.3	1.0	1.5	7.1	3.2 J	1.5	3.3	3.3	2.6 J	ND
1,2-dichloroethane	ND	0.52J	0.54J	ND	ND	ND	0.37 J	ND	ND	ND	ND	ND	ND
1,1-dichloroethene	ND	1.1	1.3	1.2	ND	0.96J	2.6	1.8 J	0.96 J	1.9	1.9	1.7 J	1.4 J
cis-1,2-dichloroethene	ND	2.1	2.1	1.7	ND	2.3	1.2	1.9	2.1	2.1	2.1	1.4 J	1.8 J
trans-1,2-dichloroethene	ND	ND	ND	ND	ND	ND	ND	ND	ND	ND	ND	ND	ND
1,2-dichloropropane	NR	ND	ND	ND	ND	ND	NR	ND	ND	ND	ND	ND	ND
cis-1,3-dichloropropene	NR	ND	ND	ND	ND	ND	NR	ND	ND	ND	ND	ND	ND
trans-1,3-dichloropropene	NR	ND	ND	ND	ND	ND	NR	ND	ND	ND	ND	ND	ND
Ethylbenzene	ND	ND	ND	ND	ND	ND	NR	ND	ND	ND	ND	ND	ND
Methylene chloride	NR	ND	ND	ND	ND	ND	NR	ND	ND	ND	ND	ND	ND
1,1,2,2-tetrachloroethane	NR	ND	ND	ND	ND	ND	NR	ND	ND	ND	ND	ND	ND
Tetrachloroethene	ND	0.45J	0.49J	ND	ND	ND	0.40 J	0.50 J	ND	0.72 J	0.69 J	ND	ND
Toluene	ND	ND	ND	ND	ND	ND	NR	ND	ND	ND	ND	ND	ND
1,1,1-trichloroethane	ND	0.95J	1.0J	0.72J	ND	0.62J	1.3	1.0 J	0.49 J	0.84 J	0.87 J	ND	ND
1,1,2-trichloroethane	ND	ND	ND	ND	ND	ND	NR	ND	ND	ND	ND	ND	ND
Trichloroethene	350	397	382	297	8.5	288	331	215 J	250	312	325	285	248
Trichlorofluoromethane	NR	NR	NR	NR	NR	NR	NR	ND	ND	ND	ND	ND	ND
Vinyl chloride	ND	ND	ND	ND	ND	ND	ND	ND	ND	ND	ND	ND	ND
Mercury (EPA 245.1) ug/L	NR	<0.20	<0.20	<0.20	<0.20	ND	ND	ND	ND	ND	ND	ND	ND
TSS (SM20 2540D) mg/L	NR	4.0	5.0	<4.0	<4.0	<4.0	ND	ND	ND	ND	ND	13	10

Table 7
GM-38 Area Groundwater Remediation
Groundwater Treatment Plant
Naval Weapons Industrial Reserve Plant - Bethpage, NY
Summary of Historical Groundwater Analytical Results

Sample ID	RW3-MW4											
	1/20/2010	4/22/2010	7/28/2010	7/28/2010	11/3/2010 ⁽¹⁾	3/24/2011	6/15/2011	9/28/2011	11/29/2011	3/7/2012	6/7/2012	8/22/2012
Sample Date				duplicate								
Comments												
Well Depth (Ft)	495											
Screened Interval (Ft)	475-495											
VOCS (EPA 624) ug/L												
Acrolein	NR	NR	NR	NR	NR	NR	NR	ND	ND	ND	ND	30 R
Acrylonitrile	NR	NR	NR	NR	NR	NR	NR	ND	ND	ND	ND	ND
Acetone	NR	ND	ND	ND	ND	ND	NR	ND	ND	ND	ND	ND
Benzene	ND	ND	ND	ND	ND	ND	NR	ND	ND	ND	ND	ND
Bromodichloromethane	NR	ND	ND	ND	ND	ND	NR	ND	ND	ND	ND	ND
Bromoform	NR	ND	ND	ND	ND	ND	NR	ND	ND	ND	ND	ND
Bromomethane	NR	ND	ND	ND	ND	ND	NR	ND	ND	ND	ND	ND
Carbon tetrachloride	ND	ND	ND	ND	ND	ND	NR	ND	ND	ND	ND	ND
Chlorobenzene	ND	ND	ND	ND	ND	ND	NR	ND	ND	ND	ND	ND
Dibromochloromethane	NR	ND	ND	ND	ND	ND	NR	ND	ND	ND	ND	ND
Chloroethane	NR	NR	NR	NR	NR	NR	NR	ND	ND	ND	ND	ND
2-chloroethylvinyl ether	NR	NR	NR	NR	NR	NR	NR	ND	ND	ND	ND	ND
Chloroform	ND	ND	ND	ND	0.32J	ND	NR	0.87 J	ND	0.38 J	ND	ND
Chloromethane	NR	ND	ND	ND	ND	ND	NR	ND	ND	ND	ND	ND
1,2-dichlorobenzene	NR	NR	NR	NR	NR	NR	NR	ND	ND	ND	ND	ND
1,3-dichlorobenzene	NR	NR	NR	NR	NR	NR	NR	ND	ND	ND	ND	ND
1,4-dichlorobenzene	NR	NR	NR	NR	NR	NR	NR	ND	ND	ND	ND	ND
1,1-dichloroethane	2.5	0.6	0.54J	0.50J	1.8	0.81	0.78 J	5.4 J	0.84 J	1.8	0.50 J	ND
1,2-dichloroethane	ND	ND	ND	ND	ND	ND	ND	ND	ND	ND	ND	ND
1,1-dichloroethene	1.0	ND	ND	ND	0.86J	ND	0.20 J	0.53 J	ND	0.21 J	ND	ND
cis-1,2-dichloroethene	0.46J	ND	ND	ND	1.6	ND	ND	ND	ND	ND	ND	ND
trans-1,2-dichloroethene	ND	ND	ND	ND	ND	ND	ND	ND	ND	ND	ND	ND
1,2-dichloropropane	NR	ND	ND	ND	ND	ND	NR	ND	ND	ND	ND	ND
cis-1,3-dichloropropene	NR	ND	ND	ND	ND	ND	NR	ND	ND	ND	ND	ND
trans-1,3-dichloropropene	NR	ND	ND	ND	ND	ND	NR	ND	ND	ND	ND	ND
Ethylbenzene	ND	ND	ND	ND	ND	ND	NR	ND	ND	ND	ND	ND
Methylene chloride	NR	ND	ND	ND	ND	ND	NR	ND	ND	ND	ND	ND
1,1,2,2-tetrachloroethane	NR	ND	ND	ND	ND	ND	NR	ND	ND	ND	ND	ND
Tetrachloroethene	ND	ND	ND	ND	ND	ND	ND	ND	ND	ND	ND	ND
Toluene	ND	ND	ND	ND	ND	ND	NR	ND	ND	ND	ND	ND
1,1,1-trichloroethane	ND	ND	ND	ND	0.67J	ND	ND	0.66 J	ND	ND	ND	ND
1,1,2-trichloroethane	ND	ND	ND	ND	ND	ND	NR	ND	ND	ND	ND	ND
Trichloroethene	21	11	7.5	8.0	308	7.7	6.7	3.4 J	5.6	4.6	5.4	5.5
Trichlorofluoromethane	NR	NR	NR	NR	NR	NR	NR	ND	ND	ND	ND	ND
Vinyl chloride	ND	ND	ND	ND	ND	ND	ND	ND	ND	ND	ND	ND
Mercury (EPA 245.1) ug/L	NR	<0.20	<0.20	<0.20	<0.20	<0.20	ND	ND	ND	ND	ND	ND
TSS (SM20 2540D) mg/L	NR	16.0	<4.0	<4.0	<4.0	<4.0	ND	11	6	5	ND	ND

Table 7
GM-38 Area Groundwater Remediation
Groundwater Treatment Plant
Naval Weapons Industrial Reserve Plant - Bethpage, NY
Summary of Historical Groundwater Analytical Results

Sample ID	TP-01								IW-1 MW-1 5/3/2005	IW-1 5/27/2009
	1/21/2010	6/15/2011	9/27/2011	9/27/2011 Duplicate	11/30/2011	3/8/2012	6/6/2012	8/22/2012		
Well Depth (Ft)	470								150	230
Screened Interval (Ft)	470-510								130-150	200-230
VOCS (EPA 624) ug/L										
Acrolein	NR	NR	ND	ND	ND	ND	ND	30 R	NR	NR
Acrylonitrile	NR	NR	ND	ND	ND	ND	ND	ND	NR	NR
Acetone	NR	NR	ND	ND	ND	ND	ND	ND	ND	ND
Benzene	ND	NR	ND	ND	ND	ND	ND	ND	ND	ND
Bromodichloromethane	NR	NR	ND	ND	ND	ND	ND	ND	ND	ND
Bromoform	NR	NR	ND	ND	ND	ND	ND	ND	ND	ND
Bromomethane	NR	NR	ND	ND	ND	ND	ND	ND	ND	ND
Carbon tetrachloride	ND	NR	ND	ND	ND	ND	ND	ND	ND	ND
Chlorobenzene	ND	NR	ND	ND	ND	ND	ND	ND	ND	ND
Dibromochloromethane	NR	NR	ND	ND	ND	ND	ND	ND	NR	ND
Chloroethane	NR	NR	ND	ND	ND	ND	ND	ND	ND	ND
2-chloroethylvinyl ether	NR	NR	ND	ND	ND	ND	ND	ND	NR	NR
Chloroform	ND	NR	0.68 J	0.74 J	ND	0.74 J	0.82 J	ND	0.94J	0.98J
Chloromethane	NR	NR	ND	ND	ND	ND	ND	ND	ND	ND
1,2-dichlorobenzene	NR	NR	ND	ND	ND	ND	ND	ND	NR	ND
1,3-dichlorobenzene	NR	NR	ND	ND	ND	ND	ND	ND	NR	ND
1,4-dichlorobenzene	NR	NR	ND	ND	ND	ND	ND	ND	NR	ND
1,1-dichloroethane	3.6J	5.0	3.7	3.7	2.9	3.7	3.7	3.4	0.39J	0.22J
1,2-dichloroethane	ND	ND	ND	ND	ND	ND	ND	ND	ND	ND
1,1-dichloroethene	ND	1.7	1.1	1.0	1.0	1.2	1.4	1.1	ND	ND
cis-1,2-dichloroethene	190	43.4	40.4	40.2	74.9	53.3	29.9	16.1	ND	ND
trans-1,2-dichloroethene	3.0J	1.1	1.0 J	0.92 J	1.1	0.87 J	0.79 J	0.35 J	ND	ND
1,2-dichloropropane	NR	NR	ND	ND	ND	ND	ND	ND	ND	ND
cis-1,3-dichloropropene	NR	NR	ND	ND	ND	ND	ND	ND	ND	ND
trans-1,3-dichloropropene	NR	NR	ND	ND	ND	ND	ND	ND	ND	ND
Ethylbenzene	ND	NR	ND	ND	ND	ND	ND	ND	ND	ND
Methylene chloride	NR	NR	ND	ND	ND	ND	ND	ND	ND	ND
1,1,2,2-tetrachloroethane	NR	NR	ND	ND	ND	ND	ND	ND	ND	ND
Tetrachloroethene	3.4J	3.3	4.4	4.4	3.6	4.7	6.0	4.0	ND	ND
Toluene	ND	NR	ND	ND	ND	ND	ND	ND	ND	0.19J
1,1,1-trichloroethane	ND	0.63 J	0.73 J	0.76 J	0.29 J	0.57 J	1.1 J	0.86 J	0.47	0.49J
1,1,2-trichloroethane	ND	NR	0.31 J	0.31 J	0.32 J	ND	ND	ND	ND	ND
Trichloroethene	65	35.3	41.0	39.6	38.0	38.1	40.4	27.9	ND	0.17J
Trichlorofluoromethane	NR	NR	ND	ND	ND	ND	ND	ND	NR	ND
Vinyl chloride	ND	ND	ND	ND	ND	ND	ND	ND	ND	ND
Mercury (EPA 245.1) ug/L	NR	ND	ND	ND	ND	ND	ND	ND	NR	0.20
TSS (SM20 2540D) mg/L	NR	63	18	NR	ND	7	6	ND	NR	2.4

Note:

VOC analysis changed from SW846 8260B to EPA Method 624 in January 2010.

D = Dilution

J = estimated value

ND = not detected

NR = not requested

R = rejected

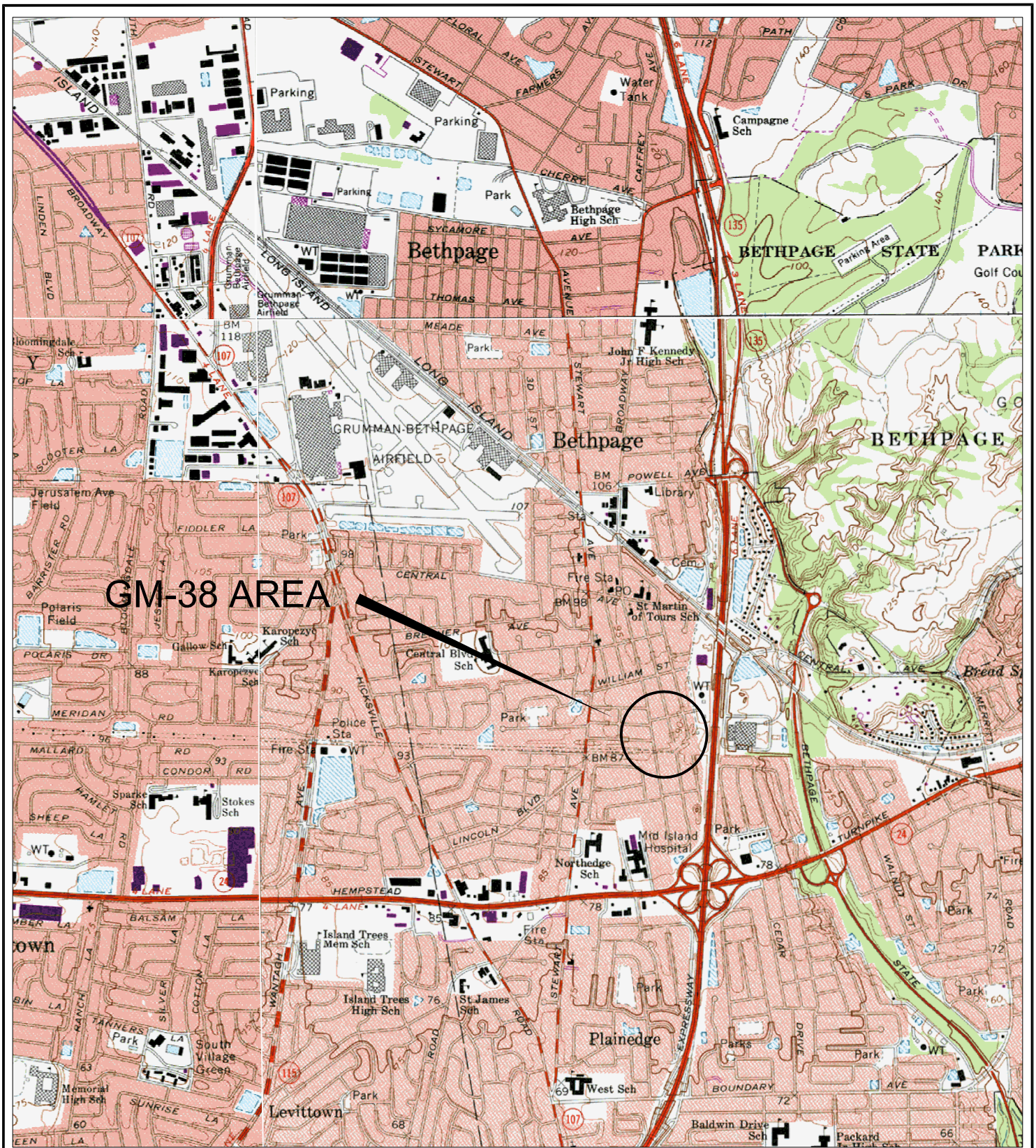
mg/L - milligrams per liter

µg/L - micrograms per liter


(1) Analytical results presented above for samples collected from RW3-MW3 and RW3-MW4 in November 2010 are not in line with historical trends indicating samples may have been switched. For trend analysis, concentrations for RW3-MW3 were used for RW3-MW4 for November 2010 and vice versa.

Data prior to June 2011 were collected by others.

FIGURES



GM-38 AREA

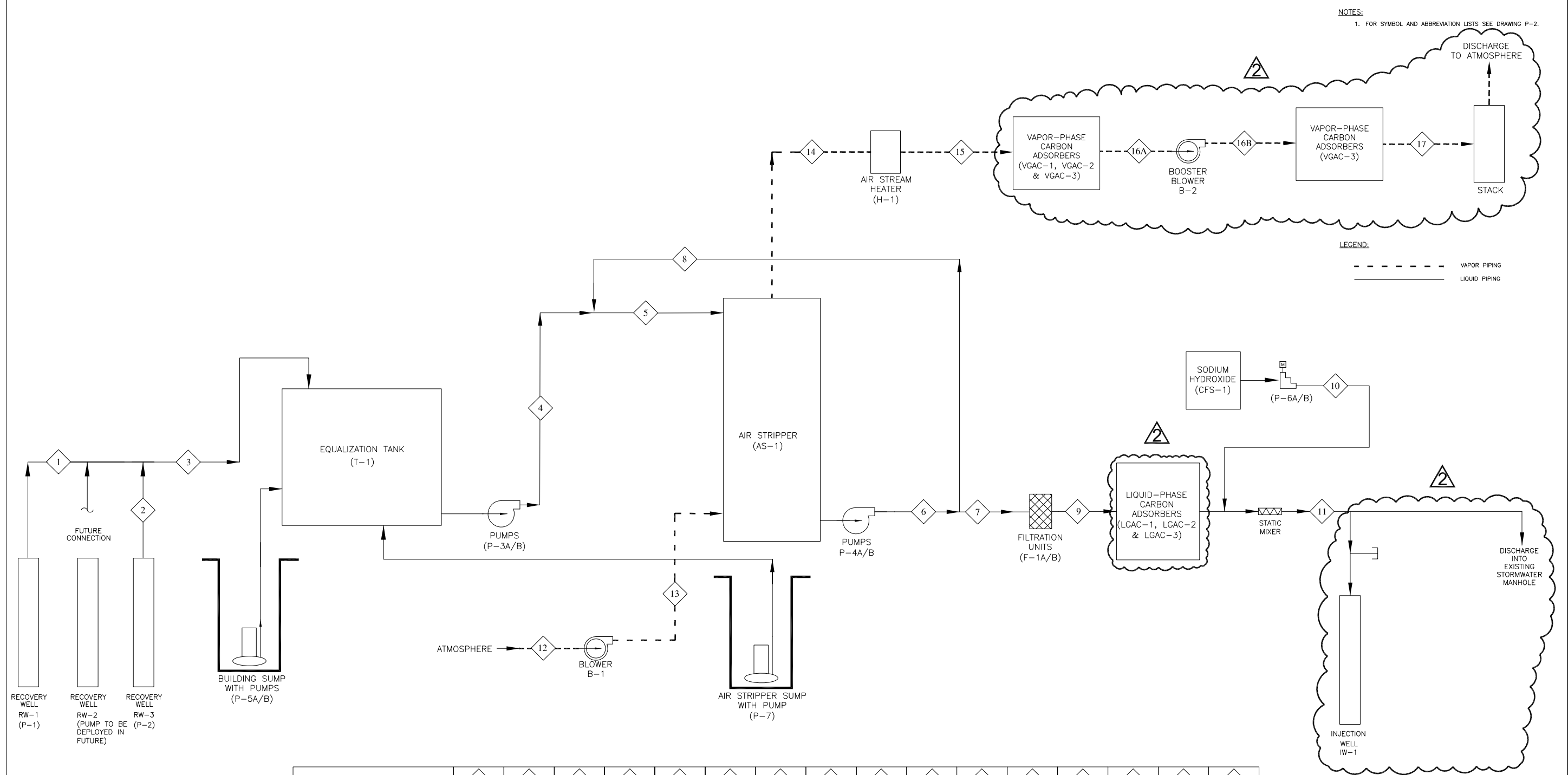


U.S. Navy RAC
 Engineering Field Activity, Northeast
 GM-38 Area (Offsite)
 NWIRP Bethpage
 Bethpage, NY

Figure 1
 Site Location Map

Source: U.S.G.S. Topographic Maps (7.5 Minute)
 Amityville, Freeport, Hicksville, Huntington, NY Quadrangles

P:\LantDiv\Bethpage\CAD - GIS\Dwg\O&M Manual\Site Location Map.dwg, 6/29/2009 3:33:52 PM



NOTES:
1. FOR SYMBOL AND ABBREVIATION LISTS SEE DRAWING P-2.

LEGEND:
 - - - - - VAPOR PIPING
 _____ LIQUID PIPING

RECOVERY WELL RW-1 (P-1)
 RECOVERY WELL RW-2 (PUMP TO BE DEPLOYED IN FUTURE)
 RECOVERY WELL RW-3 (P-2)

BUILDING SUMP WITH PUMPS (P-5A/B)

AIR STRIPPER SUMP WITH PUMP (P-7)

DISCHARGE INTO EXISTING STORMWATER MANHOLE
 INJECTION WELL IW-1

STREAM NO.	1	2	3	4	5	6	7	8	9	10	11	12	13	14	15	16	
COMPOSITION (UG/L, UNLESS OTHERWISE NOTED)																	
BENZENE	4	4	4	4	3	-	-	-	-	-	-	-	-	-	-	-	-
TOLUENE	15	15	15	15	12	-	-	-	-	-	-	-	-	-	-	-	-
XYLENES, TOTAL	16	16	16	16	12	-	-	-	-	-	-	-	-	-	-	-	-
1,2-DICHLOROETHANE	3	3	3	3	2.8	-	-	-	-	-	2.7 ^{E-07}	-	-	-	-	-	-
cis 1,2-DICHLOROETHENE	1100	1100	1100	1100	1008	0.10	0.10	0.10	0.10	-	1.0 ^{E-04}	-	-	-	-	-	-
VINYL CHLORIDE	300	300	300	300	275	0.03	0.03	0.03	0.03	-	2.7 ^{E-05}	-	-	-	-	-	-
TETRACHLOROETHENE (PCE)	900	900	900	900	825	0.08	0.08	0.08	0.08	-	8.2 ^{E-05}	-	-	-	-	-	-
TRICHLOROETHENE (TCE)	3400	3400	3400	3400	3117	3.12	3.12	3.12	3.12	-	3.1 ^{E-03}	-	-	-	-	-	-
WATER FLOW RATE (GPM)	800	300	1100	1100	1200	1200	1100	100	1100	1.1 gpd	1100	-	-	-	-	-	-
TEMPERATURE (°F)	55	55	55	55	55	55	55	55	55	60	55	-	-	-	-	-	-
PRESSURE (PSIG)												-0.27	1.50	1.36	1.18	0.53	
DENSITY (lb/ft³)										95.5		0.077	0.085	0.084	0.082	0.079	
MASS FLOW RATE (lb/hr)	400364	150136	550500	550500	600545	600545	550500	50,045	550500	0.59	550500	36,960	40,800	40,320	39,360	37,920	
RELATIVE HUMIDITY (%)												50	50	100	50	50	
STATIC PRESSURE (PSIA)												0.214	0.214	0.214	0.275	0.275	
pH (S.U.)	5.5	5.5	5.5	5.5	5.5	6.0	6.0	6.0	6.0	14	7.0						
VAPOR FLOW RATE (CFM)												8000	8000	8000	8000	8000	
TOTAL VAPOR VOC (PPMV)												-	-	25.5	25.5	1.2	
TOTAL VAPOR VOC (LBS/HR)												-	-	3.18	3.18	0.15	

THIS DRAWING PRODUCED ON AUTOCAD DO NOT REVISE MANUALLY
 THIS DOCUMENT IS THE PROPERTY OF NAVAL FACILITIES ENGINEERING COMMAND, PREPARED BY TETRA TECH EC, INC., AND IS PROVIDED UPON THE CONDITION THAT IT WILL NOT BE REPRODUCED, COPIED, OR ISSUED TO A THIRD PARTY, AND WILL BE USED SOLELY FOR THE ORIGINAL INTENDED PURPOSE AND SOLELY FOR THE EXECUTION OR REVIEW OF THE ENGINEERING CONSTRUCTION OF THE PROJECT.
 IT IS A VIOLATION OF THE NEW YORK STATE EDUCATION LAW, ARTICLE 145, FOR ANY PERSON UNLESS UNDER THE DIRECTION OF A NEW YORK STATE LICENSED PROFESSIONAL ENGINEER, TO ALTER AN ITEM ON THIS DOCUMENT IN ANY WAY.

APPROVED: [Signature]

DATE: 05/05/06

SCALE: AS SHOWN

CONSTR. CONTR. NO. N62472-99-D-0032

NAVFAC DRAWING NO. Figure 2

SHEET 1 OF 1

DIS. SH. NO. 1-4

TETRA TECH ENGINEERING CORPORATION PC

APPRVD BY: BKB

DATE: 05/05/06

DLB 03/31/08

DLB 02/24/09

DESCRIPTION: ENGINEERING FIELD ACTIVITY - NORTHEAST

REV 0: FINAL DESIGN

REV 1: ADDRESS COMMENTS, VENDOR CONNECTION REVISED BASED ON VENDOR SUBMITTALS, DRAWING UPDATES FOR CONSTRUCTION.

REV 2: ADDRESS COMMENTS, VENDOR CONNECTION REVISED BASED ON VENDOR SUBMITTALS, DRAWING UPDATES FOR CONSTRUCTION.

REVISIONS:

NO. DATE BY: DESCRIPTION

1 05/05/06 BKB

2 03/31/08 DLB

3 02/24/09 DLB

DEPARTMENT OF THE NAVY: NAVAL WEAPONS INDUSTRIAL RESERVE PLANT

LOCATION: PENNSYLVANIA, BETHPAGE, NEW YORK

AREA: GM-38 AREA

PLANT: GROUNDWATER TREATMENT PLANT

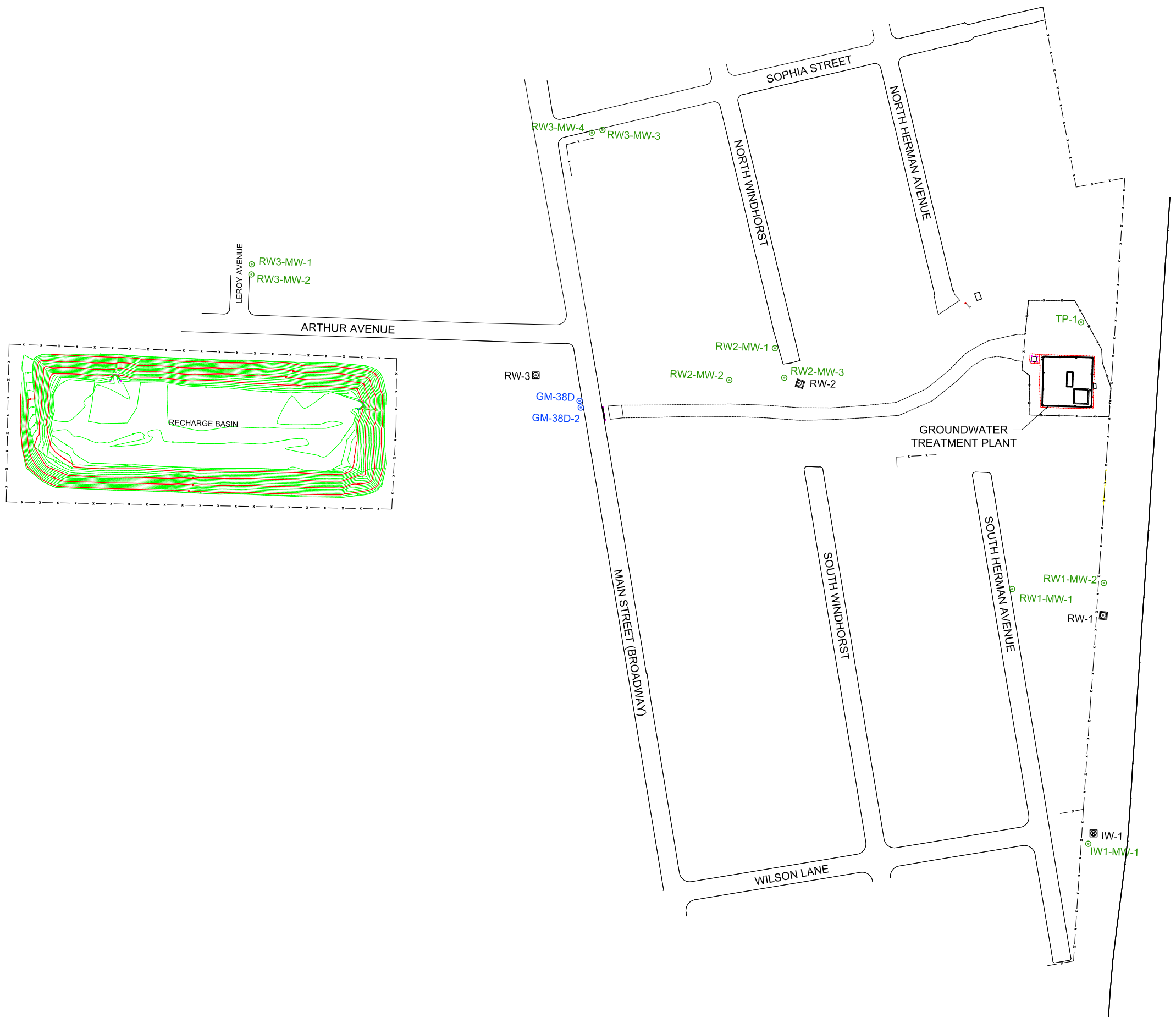
TITLE: PROCESS FLOW DIAGRAM - GROUNDWATER AND OFF-GAS TREATMENT

ENGINEER: [Name]

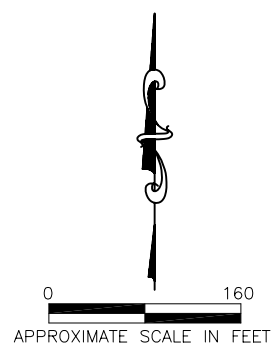
DATE: [Date]

Legend

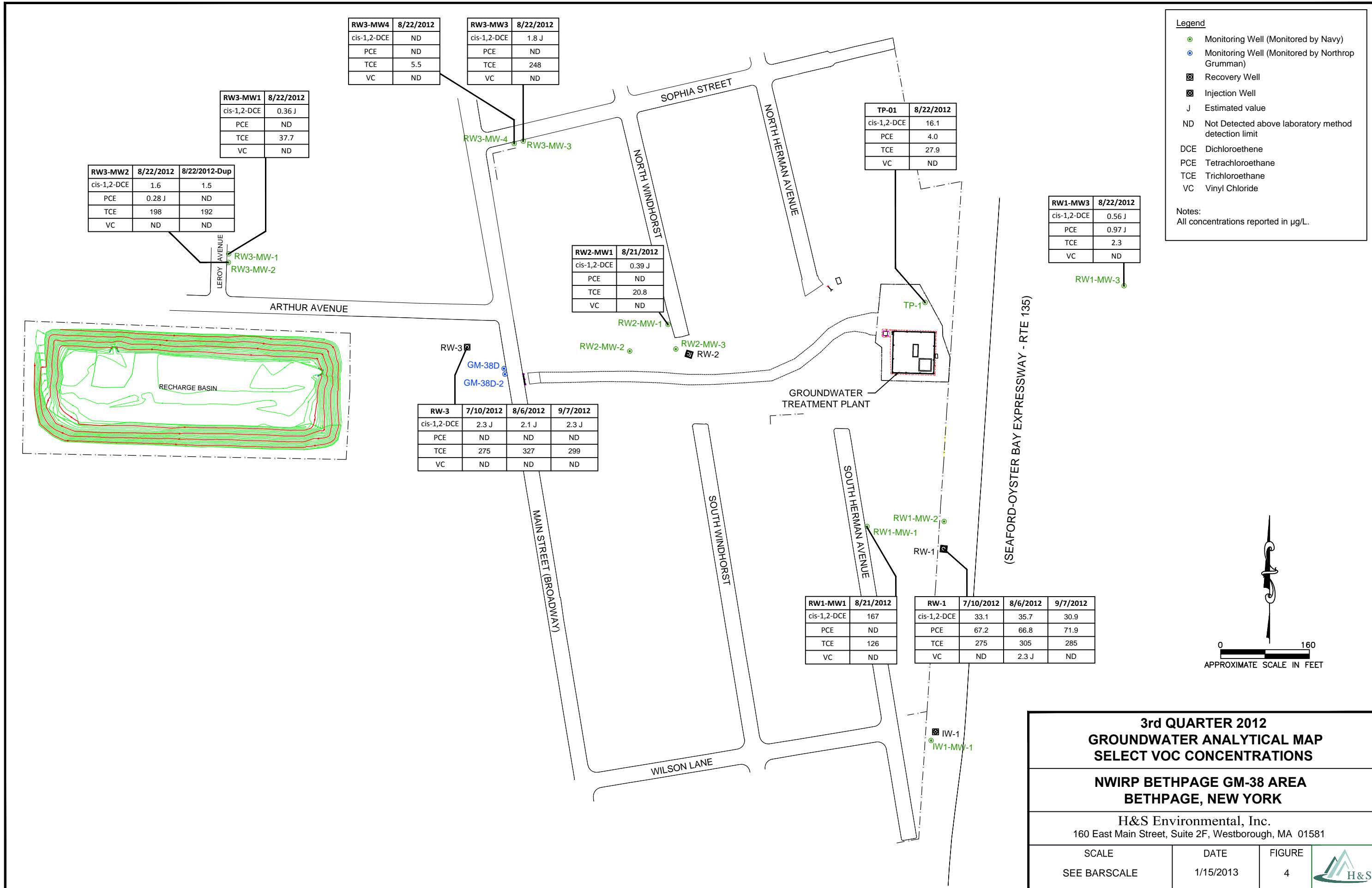
- Monitoring Well (Monitored by Navy)
- Monitoring Well (Monitored by Northrop Grumman)
- ◻ Recovery Well
- ◻ Injection Well



(SEAFORD-OYSTER BAY EXPRESSWAY - RTE 135)



SITE MAP		
NWIRP BETHPAGE GM-38 AREA BETHPAGE, NEW YORK		
H&S Environmental, Inc. 160 East Main Street, Suite 2F, Westborough, MA 01581		
SCALE SEE BARSCALE	DATE 4/12/2012	FIGURE 3



RW3-MW4		8/22/2012	
cis-1,2-DCE	ND		
PCE	ND		
TCE	5.5		
VC	ND		

RW3-MW3		8/22/2012	
cis-1,2-DCE	1.8 J		
PCE	ND		
TCE	248		
VC	ND		

RW3-MW1		8/22/2012	
cis-1,2-DCE	0.36 J		
PCE	ND		
TCE	37.7		
VC	ND		

RW3-MW2		8/22/2012		8/22/2012-Dup	
cis-1,2-DCE	1.6	1.5			
PCE	0.28 J	ND			
TCE	198	192			
VC	ND	ND			

RW2-MW1		8/21/2012	
cis-1,2-DCE	0.39 J		
PCE	ND		
TCE	20.8		
VC	ND		

TP-01		8/22/2012	
cis-1,2-DCE	16.1		
PCE	4.0		
TCE	27.9		
VC	ND		

RW1-MW3		8/22/2012	
cis-1,2-DCE	0.56 J		
PCE	0.97 J		
TCE	2.3		
VC	ND		

RW-3		7/10/2012		8/6/2012		9/7/2012	
cis-1,2-DCE	2.3 J	2.1 J	2.3 J				
PCE	ND	ND	ND				
TCE	275	327	299				
VC	ND	ND	ND				

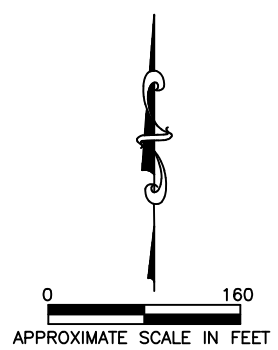
RW1-MW1		8/21/2012	
cis-1,2-DCE	167		
PCE	ND		
TCE	126		
VC	ND		

RW-1		7/10/2012		8/6/2012		9/7/2012	
cis-1,2-DCE	33.1	35.7	30.9				
PCE	67.2	66.8	71.9				
TCE	275	305	285				
VC	ND	2.3 J	ND				

Legend

- Monitoring Well (Monitored by Navy)
- Monitoring Well (Monitored by Northrop Grumman)
- ⊠ Recovery Well
- ⊞ Injection Well
- J Estimated value
- ND Not Detected above laboratory method detection limit
- DCE Dichloroethene
- PCE Tetrachloroethane
- TCE Trichloroethane
- VC Vinyl Chloride

Notes:
All concentrations reported in µg/L.



**3rd QUARTER 2012
GROUNDWATER ANALYTICAL MAP
SELECT VOC CONCENTRATIONS**

**NWIRP BETHPAGE GM-38 AREA
BETHPAGE, NEW YORK**

H&S Environmental, Inc.
160 East Main Street, Suite 2F, Westborough, MA 01581

SCALE	DATE	FIGURE	
SEE BARSCALE	1/15/2013	4	

Figure 5
GM-38 Area Groundwater Remediation
Naval Weapons Industrial Reserve Plant - Bethpage, NY
Groundwater Concentration Trends of Select VOCs
RW1

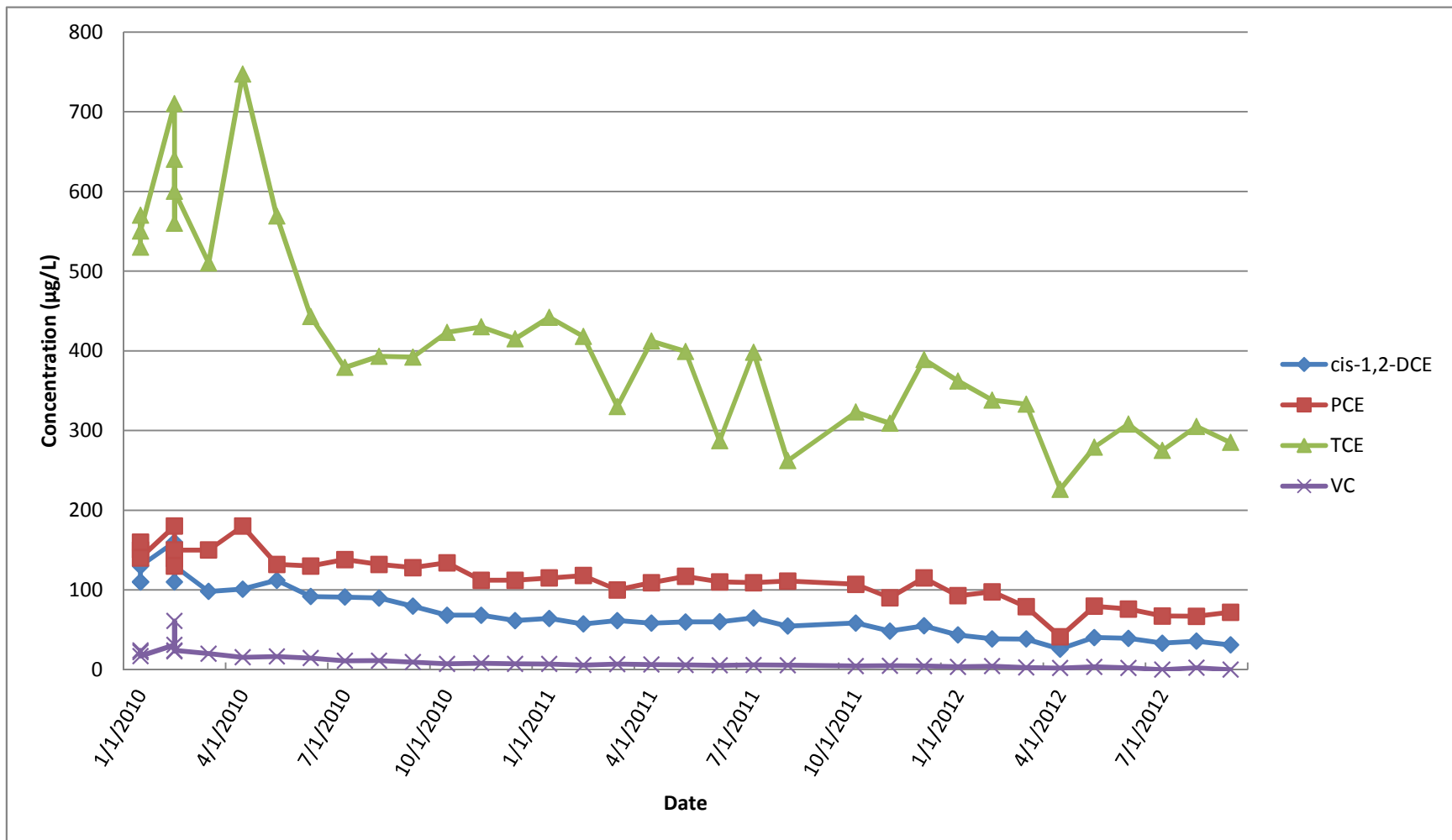


Figure 6
GM-38 Area Groundwater Remediation
Naval Weapons Industrial Reserve Plant - Bethpage, NY
Groundwater Concentration Trends of Select VOCs
RW3

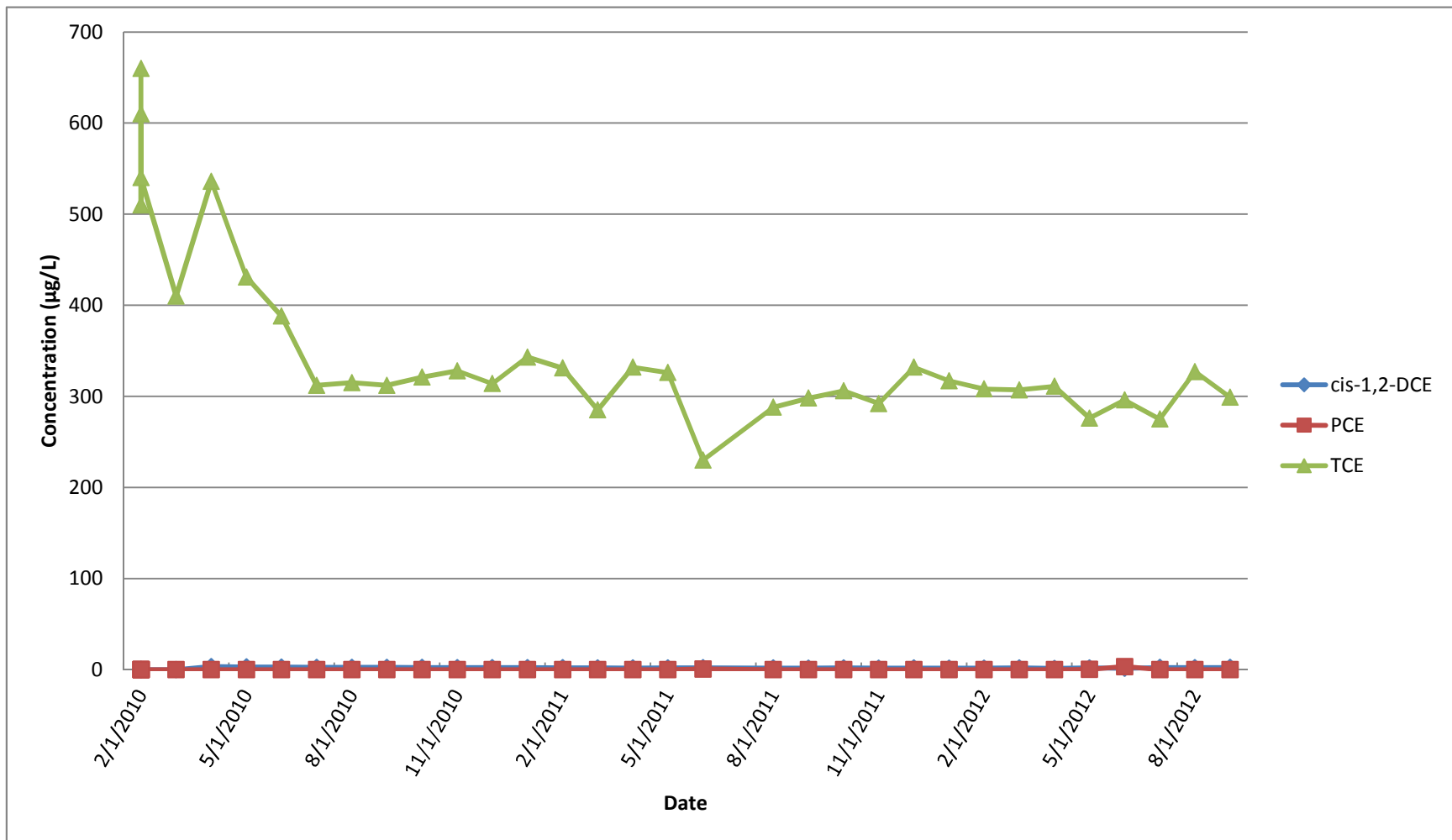


Figure 7
GM-38 Area Groundwater Remediation
Naval Weapons Industrial Reserve Plant - Bethpage, NY
Groundwater Concentration Trends of Select VOCs
RW1-MW1

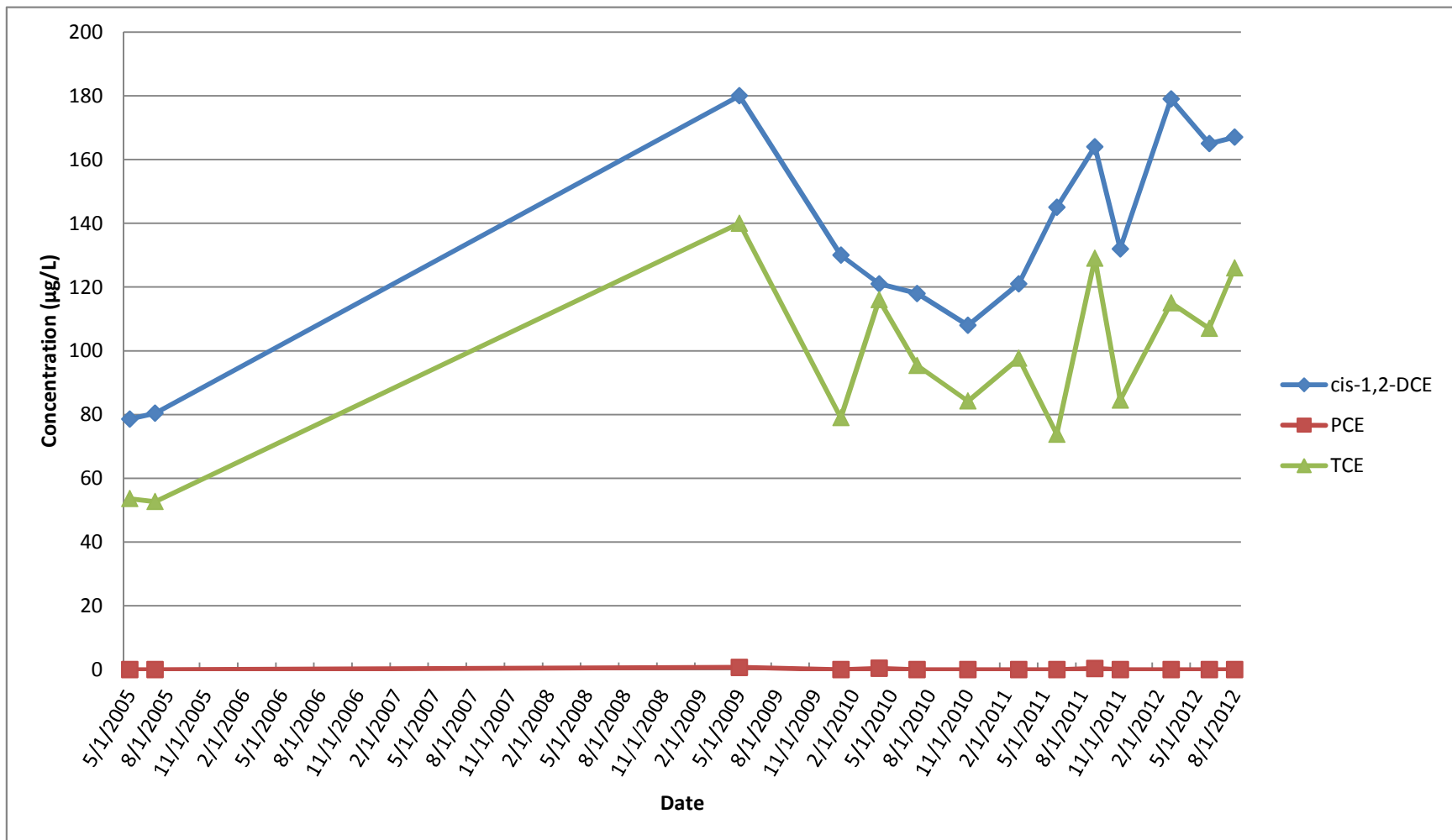


Figure 8
GM-38 Area Groundwater Remediation
Naval Weapons Industrial Reserve Plant - Bethpage, NY
Groundwater Concentration Trends of Select VOCs
RW1-MW3

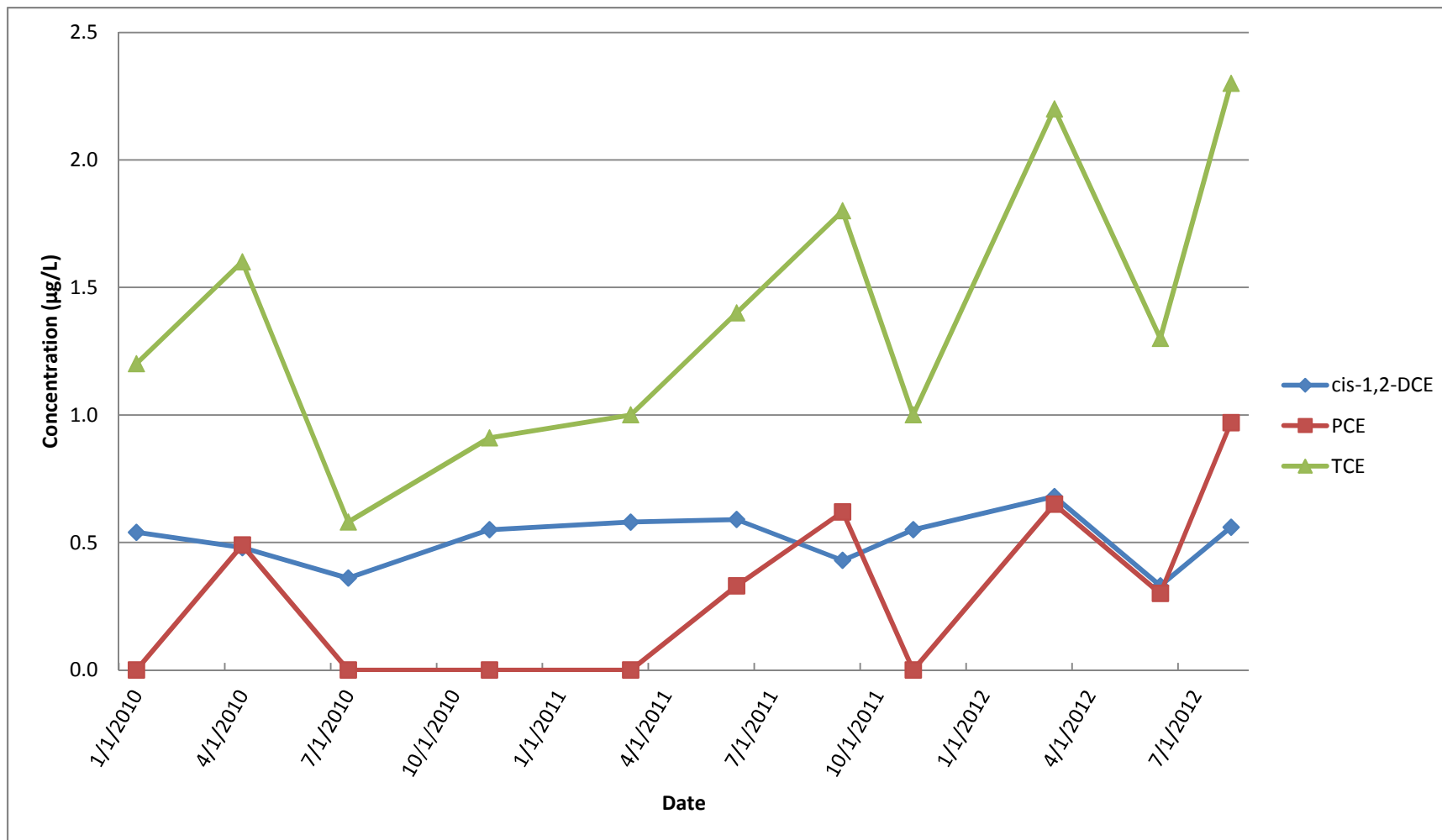


Figure 9
GM-38 Area Groundwater Remediation
Naval Weapons Industrial Reserve Plant - Bethpage, NY
Groundwater Concentration Trends of Select VOCs
RW2-MW1

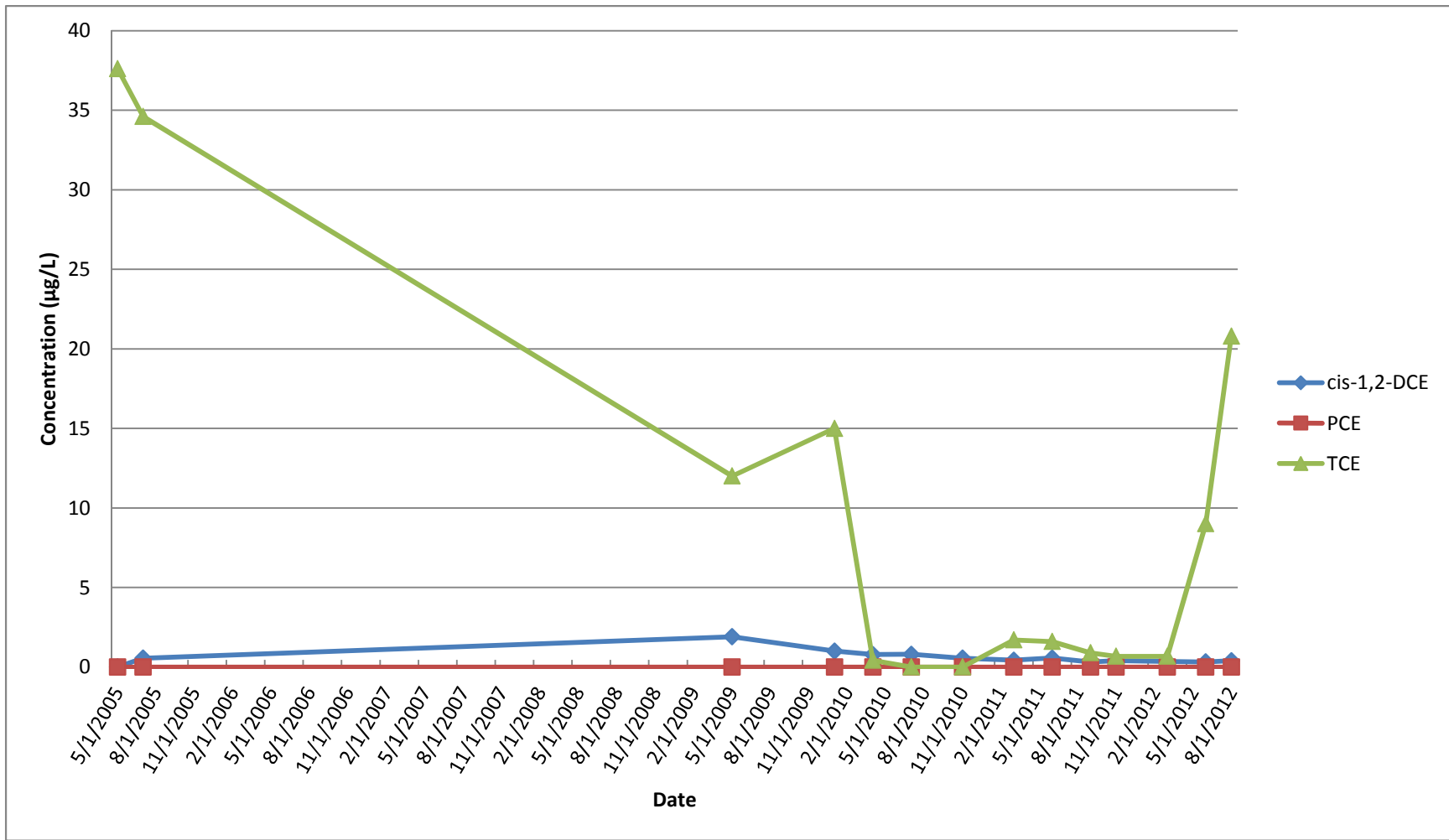


Figure 10
GM-38 Area Groundwater Remediation
Naval Weapons Industrial Reserve Plant - Bethpage, NY
Groundwater Concentration Trends of Select VOCs
RW3-MW1



Figure 11
GM-38 Area Groundwater Remediation
Naval Weapons Industrial Reserve Plant - Bethpage, NY
Groundwater Concentration Trends of Select VOCs
RW3-MW2

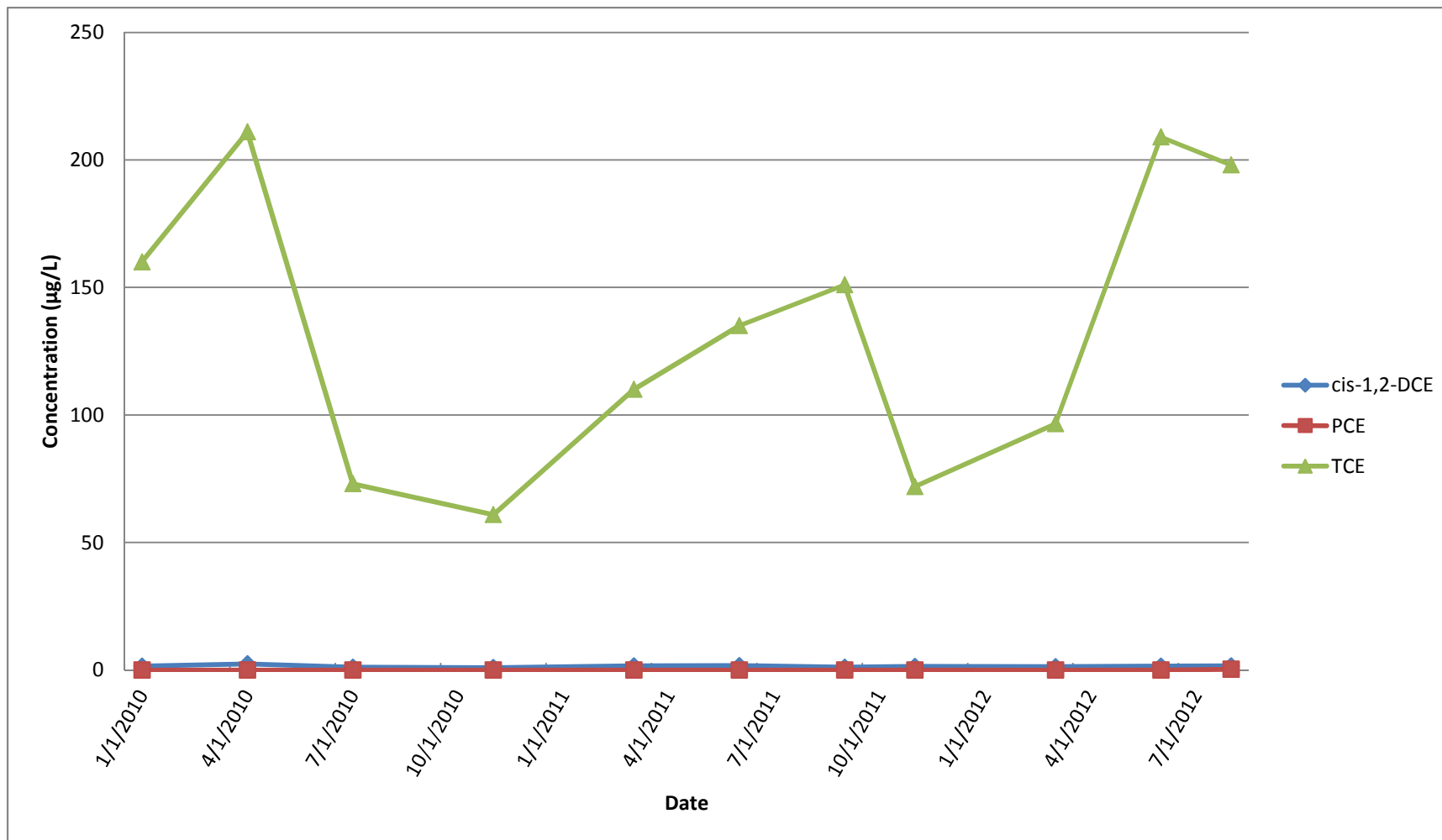


Figure 12
GM-38 Area Groundwater Remediation
Naval Weapons Industrial Reserve Plant - Bethpage, NY
Groundwater Concentration Trends of Select VOCs
RW3-MW3

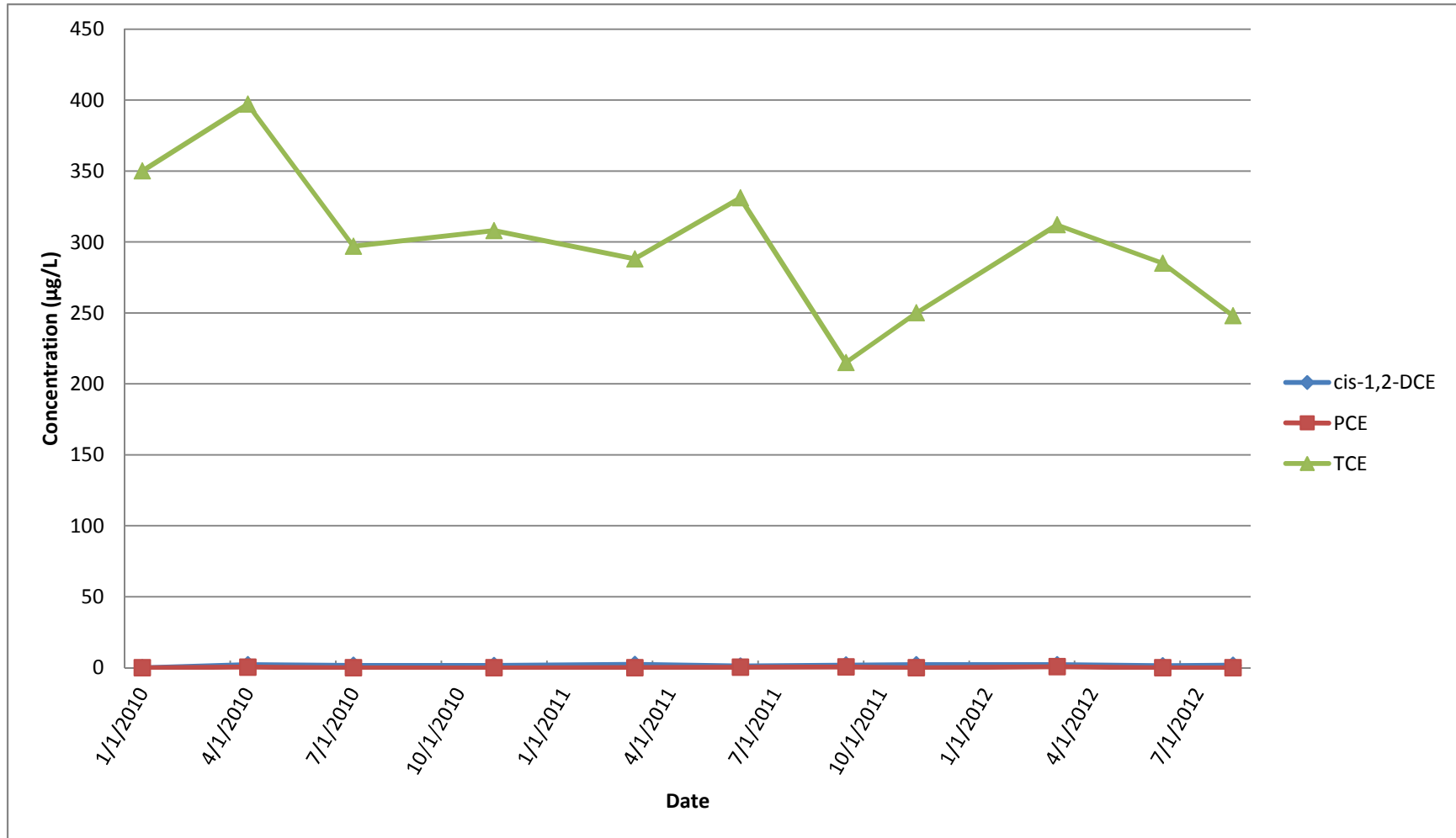


Figure 13
GM-38 Area Groundwater Remediation
Naval Weapons Industrial Reserve Plant - Bethpage, NY
Groundwater Concentration Trends of Select VOCs
RW3-MW4

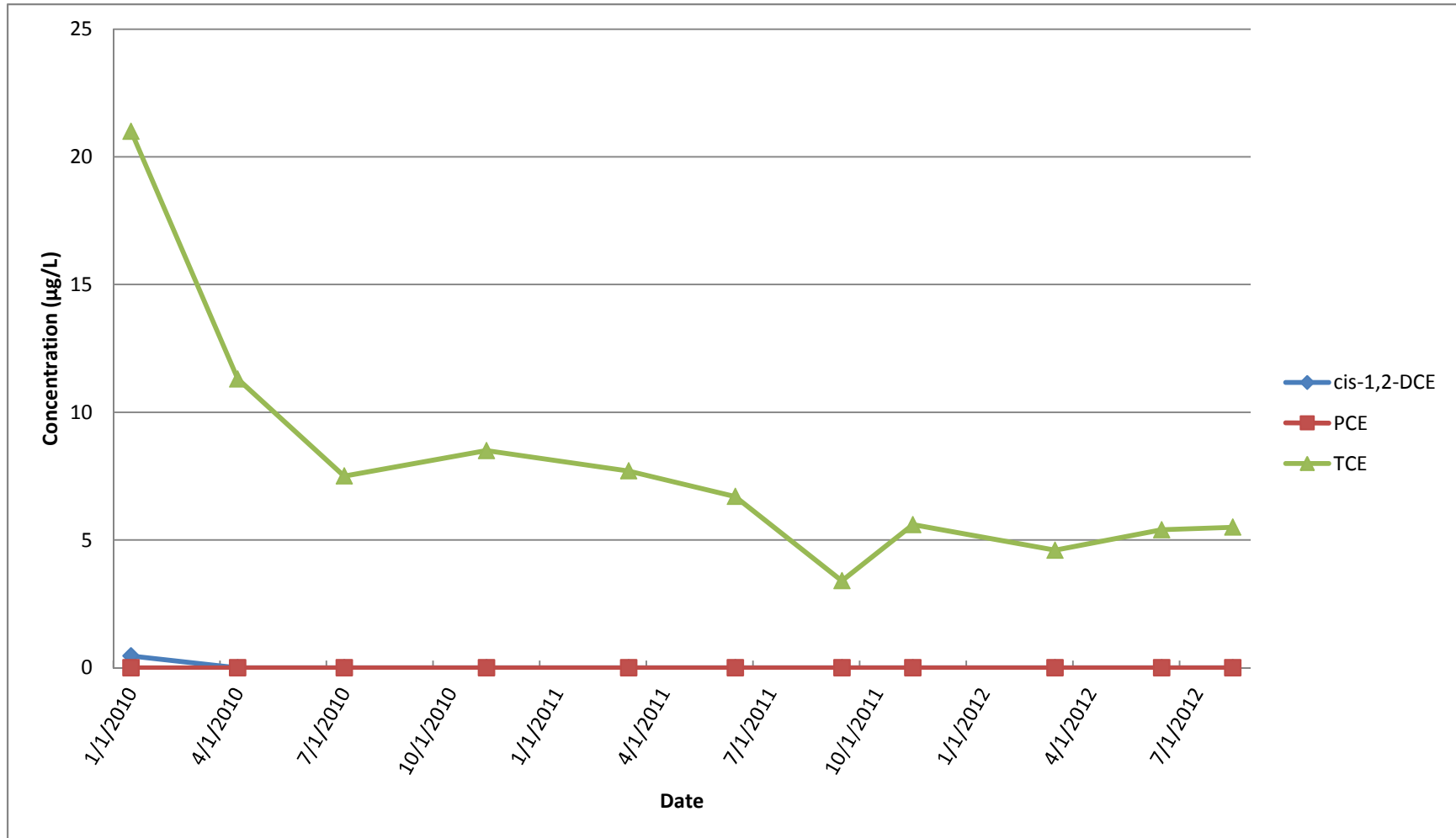
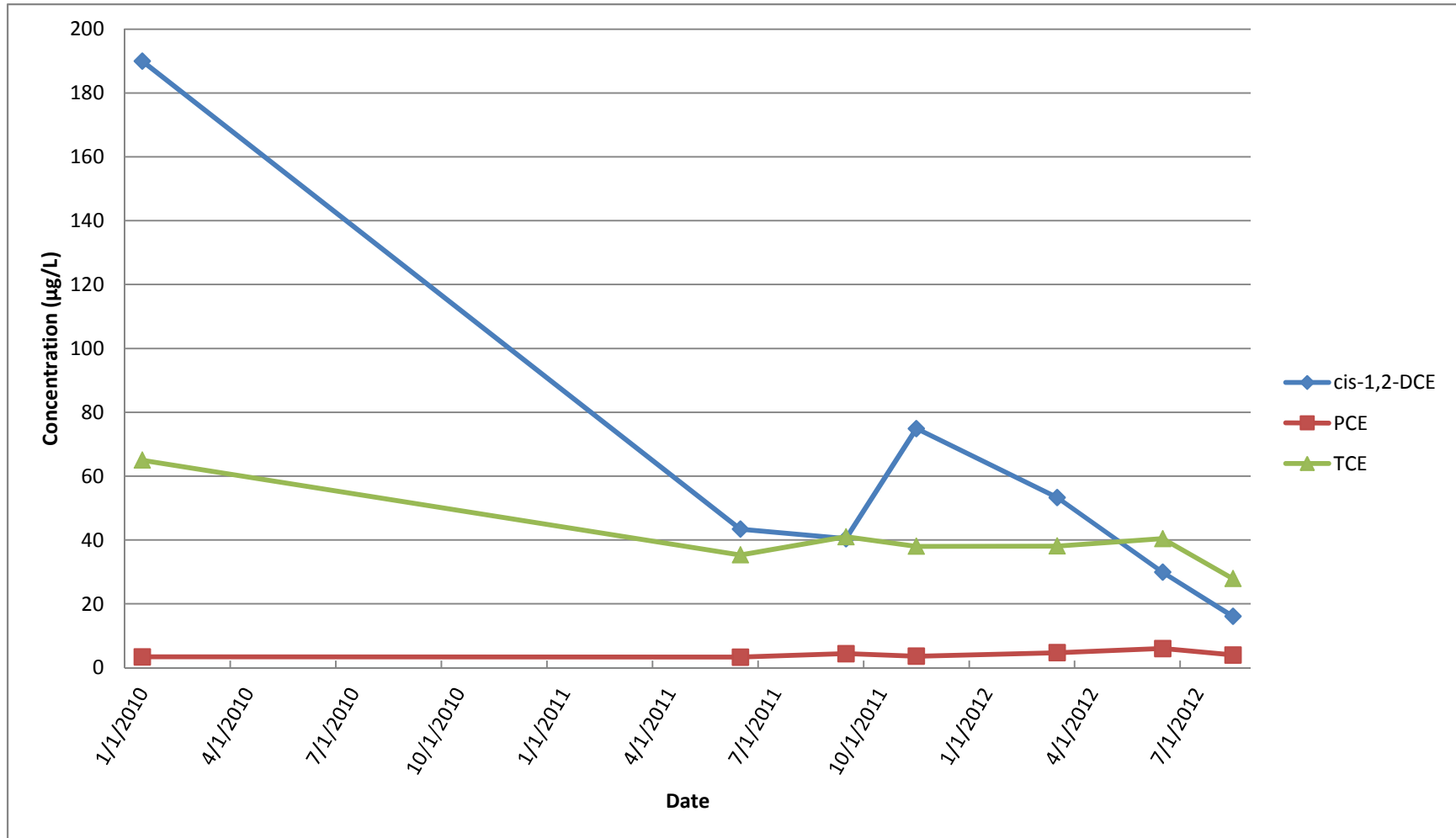


Figure 14
GM-38 Area Groundwater Remediation
Naval Weapons Industrial Reserve Plant - Bethpage, NY
Groundwater Concentration Trends of Select VOCs
TP-01



APPENDIX A

NYSDEC EFFLUENT LIMITATIONS AND MONITORING REQUIREMENTS AND MONTHLY DMRS

New York State Department of Environmental Conservation


Division of Water

Bureau of Water Permits, 4th Floor


625 Broadway, Albany, New York 12233-3505

Phone: (518) 402-8111 • FAX: (518) 402-9029

Website: www.dec.state.ny.us



Alexander-B. Grannis
Commissioner



MEMORANDUM

TO: Steven Scharf, DER

FROM: Jean Occidental, DOW, Bureau of Water Permits JO

SUBJECT: Naval Weapons Industrial Reserve Plant (NWIRP); DER Site # 1-01-001

DRAINAGE BASIN: na

DATE: June 6, 2008

In response to your request and the permittee's SPDES Permit Equivalent Application dated April 27, 2008, attached is the effluent criteria for the above noted groundwater remediation discharge.

The Division of Water does not have any regulatory authority over a discharge from a State, PRP, or Federal Superfund Site. The Division of Environmental Remediation will be responsible for ensuring compliance with the attached effluent criteria and approval of all engineering submissions. Additional Condition (1) identifies the contact to send all effluent results, engineering submissions, and modification requests. The Regional Water Engineer should be kept appraised of the status of these discharges and, in accordance with the attached criteria, receive a copy of the effluent results for informational purposes.

If you have any questions, please call me at (518) 402-8116.

Attachment

cc: (w/att) RWE, Region 1
 C. Webber
 BWP Permit Coordinator

Naval Weapons Industrial Reserve Plant

DER site # 1-01-001

Page 1 of 2

EFFLUENT LIMITATIONS AND MONITORING REQUIREMENTS

During the period beginning: April 1, 2009and lasting until: April 1, 2014

the discharges from the treatment facility to Groundwater shall be limited and monitored by the operator as specified below:

Outfall and Parameters	Limitations		Units	Minimum Monitoring Requirements	
	Daily Avg.	Daily Max.		Measurement Frequency	Sample Type
Treated Groundwater Remediation Discharge from: Recovery Wells 1, 2, and 3					
Flow	Monitor	1100	GPM	Continuous	Recorder
pH (range)	5.5 - 8.5		SU	Weekly	Grab
1,1-Dichloroethane	NA	5	µg/l	Monthly ¹	Grab
1,2-Dichloroethane	NA	0.6	µg/l	Monthly ¹	Grab
1,1-Dichloroethene	NA	5	µg/l	Monthly ¹	Grab
cis-1,2-Dichloroethene	NA	5	µg/l	Monthly ¹	Grab
trans-1,2-Dichloroethene	NA	5	µg/l	Monthly ¹	Grab
Tetrachloroethene	NA	5	µg/l	Monthly ¹	Grab
1,1,1-Trichloroethane	NA	5	µg/l	Monthly ¹	Grab
Trichloroethene	NA	5	µg/l	Monthly ¹	Grab
Vinyl chloride	NA	2	µg/l	Monthly ¹	Grab
Mercury	NA	0.25	µg/l	Monthly ¹	Grab

Footnotes:

- (1) The minimum measurement frequency shall be monthly following a period of 24 consecutive weekly sampling events showing no exceedances of the stated discharge limitations.

Naval Weapons Industrial Reserve Plant

DER site # 1-01-001

Page 1 of 2

Additional Conditions:

- (1) Discharge is not authorized until such time as an engineering submission showing the method of treatment is approved by the Department. The discharge rate may not exceed the effective or design treatment system capacity. All monitoring data, engineering submissions and modification requests must be submitted to:

Steven Scharf
Division of Environmental Remediation
NYSDEC, 625 Broadway
Albany, NY 12233-7015
Phone: (518) 402-9620

With a copy sent to:

Regional Water Engineer
NYSDEC - Region 1
Building 40, SUNY Campus
Stony Brook, New York 11790-2356
Phone: (631) 444-0354

- (2) Only site generated wastewater is authorized for treatment and discharge.
- (3) Authorization to discharge is valid only for the period noted above but may be renewed if appropriate. A request for renewal must be received 6 months prior to the expiration date to allow for a review of monitoring data and reassessment of monitoring requirements.
- (4) Any use of corrosion/scale inhibitors, biocidal-type compounds, or other water treatment chemicals used in the treatment process must be approved by the department prior to use.
- (5) This discharge and administration of this discharge must comply with the substantive requirements of 6NYCRR Part 750.

JULY 2012



8 August 2012

Mr. Steven Scharf
New York State Department of Environmental Conservation
Division of Environmental Remediation
Remedial Action, Bureau A
625 Broadway
Albany, NY 12233-7015

**Subject: GROUNDWATER DISCHARGE MONITORING/AIR EMISSION REPORT
GM-38 AREA, NWIRP BETHPAGE, NY; DER SITE # 1-30-003B-OU 2
JULY 2012 REPORTING PERIOD**

Dear Mr. Scharf:

H&S Environmental, Inc. (H&S) is submitting this monthly monitoring report of the groundwater discharge and air emission results for the Groundwater Treatment Plant (GWTP) located at the Former Naval Industrial Reserve Plant (NWIRP), Bethpage, NY, GM-38 Area. This report was prepared in accordance with GWTP operational requirements for DER Site # 1-30-003B-OU 2. H&S assumed operational responsibility of the GWTP on 1 June 2011. GWTP operational data from 1 July 2012 to 31 July 2012 are included in Attachment A. All constituents were within permit limitations during this reporting period.

Please contact me at 508-366-7442 with any questions or concerns you may have regarding this report.

Sincerely,
H&S Environmental, Inc.

Jennifer Good, P.G.
Project Manager

Attachment A: Groundwater and Air Sampling Results from July 2012

Cc: Jean Occidental - NYSDEC Division of Water
William Spitz - NYSDEC – Region 1 Water Engineer
Gerard Ennis - Nassau County Department of Public Works
Richard Pfaender - Town of Oyster Bay
Lora Fly - NAVFAC Mid-Atlantic RPM
Al Taormina – H&S
GM-38 Copy

ATTACHMENT A
GROUNDWATER AND AIR SAMPLING RESULTS
JULY 2012

**GM-38 Area Groundwater Remediation
Groundwater Treatment Plant
Naval Weapons Industrial Reserve Plant - Bethpage, NY
Controlled Stack Emissions
July 2012**

SPDES Parameters	July 2012					
Process Stream	Daily Treated Effluent Maximum	Units	RW-1	RW-3	Combined Influent ⁽¹⁾ (RW-1 + RW-3)	Treated Effluent
Well Depth	N/A	ft	445	530	N/A	N/A
Screened Interval	N/A	ft bgs	335-395 410-430	392-412 442-504	N/A	N/A
Sampling Date	N/A		7/10/12			
Average Flowrate	1100	GPM	705	168	873	882
Total Flow	N/A	gallons	31,483,167	7,497,233	38,980,400	39,373,467
pH	5.5 - 8.5	SU	6.62	6.79	6.65	7.10
Carbon Tetrachloride	NA	µg/L	ND	ND	ND	ND
1,1-Dichloroethane	5	µg/L	3.0 J	2.5 J	2.9 J	ND
1,2-Dichloroethane	0.6	µg/L	ND	ND	ND	ND
1,1-Dichloroethene	5	µg/L	6.7	2.1 J	5.8 J	ND
cis 1,2-Dichloroethene	5	µg/L	33.1	2.3 J	27.2 J	0.98 J
trans 1,2-Dichloroethene	5	µg/L	ND	ND	ND	ND
Tetrachloroethene	5	µg/L	67.2	ND	54.3	0.33 J
1,1,1-Trichloroethene	5	µg/L	4.7 J	ND	3.8 J	ND
Trichloroethene	5	µg/L	275	275	275	2.0
Vinyl Chloride	2	µg/L	ND	ND	ND	ND
Mercury	0.25	µg/L	ND	ND	ND	ND
Total Suspended Solids (TSS)	N/A	mg/L	ND	ND	ND	ND

Notes:

J - Estimated result between laboratory method detection limit and reporting limit

ND - Not detected above laboratory method detection limit

N/A - Not Applicable

(1) Influent concentrations presented are the weighted average concentrations of RW-1 and RW-3.

**GM-38 Area Groundwater Remediation
Groundwater Treatment Plant
Naval Weapons Industrial Reserve Plant - Bethpage, NY
Controlled Stack Emissions
July 2012**

DAR Parameters	Units	SGC	July 2012	
			Influent	Effluent
Process Stream				
Sampling Date	N/A	N/A	7/12/12	
Average Flowrate	CFM	N/A	NR	8,332
Total Flow	ft ³	N/A	NR	371,943,914
Total Flow	m ³	N/A	NR	10,532,279
1,2-Dichloroethane	µg/m ³	N/A	ND	10
cis 1,2-Dichloroethene	µg/m ³	N/A	20	650
trans 1,2-Dichloroethene	µg/m ³	N/A	ND	ND
1,2-Dichloroethene (total)	µg/m ³	N/A	20	630
Toluene	µg/m ³	37,000	25	0.74 J
Total Xylene	µg/m ³	4,300	37	0.96 J
1,1,2-Trichloroethane	µg/m ³	N/A	ND	ND
Trichloroethene	µg/m ³	14,000	270	8.9
Vinyl Chloride	µg/m ³	180,000	3.1	4.2
Tetrachloroethene	µg/m ³	1,300	170	2.6 J

Notes:

CFM - cubic feet per minute

DAR - Division of Air Resources

J - Estimated result between laboratory method detection limit and reporting limit

N/A - Not Applicable

NR - Not recorded

SGC - Short-term Guideline Concentration

**GM-38 Area Groundwater Remediation
Groundwater Treatment Plant
Naval Weapons Industrial Reserve Plant - Bethpage, NY
Controlled Stack Emissions
July 2012**

DAR Parameters	Units	Discharge Goal	July 2012
Sampling Date	N/A	N/A	7/12/12
Average Flowrate	CFM	N/A	8,332
Total Flow	ft ³	N/A	371,943,914
Total Flow	m ³	N/A	10,532,279
Trichloroethene	lb/hr	0.09	0.00028
Vinyl Chloride	lb/hr	0.01	0.00013
1,2 Dichloroethene	lb/hr	0.03	0.01966
1,2-Dichloroethane	lb/hr	BRT	0.00031
Toluene	lb/hr	BRT	0.00002
Total Xylene	lb/hr	BRT	0.00003
1,1,2-Trichloroethane	lb/hr	BRT	0.00000
Tetrachloroethene	lb/hr	0.02	0.00008

Notes:

BRT - below reporting thresholds

CFM - cubic feet per minute

DAR - Division of Air Resources

N/A - Not Applicable

AUGUST 2012



11 September 2012

Mr. Steven Scharf
New York State Department of Environmental Conservation
Division of Environmental Remediation
Remedial Action, Bureau A
625 Broadway
Albany, NY 12233-7015

**Subject: GROUNDWATER DISCHARGE MONITORING/AIR EMISSION REPORT
GM-38 AREA, NWIRP BETHPAGE, NY; DER SITE # 1-30-003B-OU 2
AUGUST 2012 REPORTING PERIOD**

Dear Mr. Scharf:

H&S Environmental, Inc. (H&S) is submitting this monthly monitoring report of the groundwater discharge and air emission results for the Groundwater Treatment Plant (GWTP) located at the Former Naval Industrial Reserve Plant (NWIRP), Bethpage, NY, GM-38 Area. This report was prepared in accordance with GWTP operational requirements for DER Site # 1-30-003B-OU 2. H&S assumed operational responsibility of the GWTP on 1 June 2011. GWTP operational data from 1 August 2012 to 31 August 2012 are included in Attachment A. All constituents were within permit limitations during this reporting period.

Please contact me at 508-366-7442 with any questions or concerns you may have regarding this report.

Sincerely,
H&S Environmental, Inc.

Jennifer Good, P.G.
Project Manager

Attachment A: Groundwater and Air Sampling Results from August 2012

Cc: Jean Occidental - NYSDEC Division of Water
William Spitz - NYSDEC – Region 1 Water Engineer
Gerard Ennis - Nassau County Department of Public Works
Richard Pfaender - Town of Oyster Bay
Lora Fly - NAVFAC Mid-Atlantic RPM
Al Taormina – H&S
GM-38 Copy

ATTACHMENT A
GROUNDWATER AND AIR SAMPLING RESULTS
AUGUST 2012

**GM-38 Area Groundwater Remediation
Groundwater Treatment Plant
Naval Weapons Industrial Reserve Plant - Bethpage, NY
Controlled Stack Emissions
August 2012**

SPDES Parameters	August 2012					
Process Stream	Daily Treated Effluent Maximum	Units	RW-1 ⁽²⁾	RW-3 ⁽²⁾	Combined Influent ^{(1) (2)} (RW-1 + RW-3)	Treated Effluent ⁽²⁾
Well Depth	N/A	ft	445	530	N/A	N/A
Screened Interval	N/A	ft bgs	335-395 410-430	392-412 442-504	N/A	N/A
Sampling Date	N/A		8/6/12			
Average Flowrate	1100	GPM	663	160	822	823
Total Flow	N/A	gallons	29,576,100	7,138,929	36,715,029	36,744,714
pH	5.5 - 8.5	SU	5.85	6.31	5.94	7.15
Carbon Tetrachloride	NA	µg/L	ND	ND	ND	ND
1,1-Dichloroethane	5	µg/L	2.9 J	2.4 J	2.8 J	ND
1,2-Dichloroethane	0.6	µg/L	ND	ND	ND	ND
1,1-Dichloroethene	5	µg/L	5.4	1.9 J	4.7 J	ND
cis 1,2-Dichloroethene	5	µg/L	35.7	2.1 J	29.2 J	0.61 J
trans 1,2-Dichloroethene	5	µg/L	ND	ND	ND	ND
Tetrachloroethene	5	µg/L	66.8	ND	53.8	ND
1,1,1-Trichloroethene	5	µg/L	5.1	ND	4.1 J	ND
Trichloroethene	5	µg/L	305	327	309	2.2
Vinyl Chloride	2	µg/L	2.3 J	ND	ND	ND
Mercury	0.25	µg/L	ND	ND	ND	ND
Total Suspended Solids (TSS)	N/A	mg/L	5	ND	ND	ND

Notes:

J - Estimated result between laboratory method detection limit and reporting limit

ND - Not detected above laboratory method detection limit

N/A - Not Applicable

(1) Influent concentrations presented are the weighted average concentrations of RW-1 and RW-3.

(2) System downtime for routine carbon changeout of the three LGAC units resulted in lower than average flowrates during this reporting period.

**GM-38 Area Groundwater Remediation
Groundwater Treatment Plant
Naval Weapons Industrial Reserve Plant - Bethpage, NY
Controlled Stack Emissions
August 2012**

DAR Parameters	Units	SGC	August 2012	
			Influent	Effluent
Process Stream				
Sampling Date	N/A	N/A	8/9/12	
Average Flowrate	CFM	N/A	NR	8,249
Total Flow	ft ³	N/A	NR	368,221,625
Total Flow	m ³	N/A	NR	10,426,875
1,2-Dichloroethane	µg/m ³	N/A	3.0 J	6.0
cis 1,2-Dichloroethene	µg/m ³	N/A	270	110
trans 1,2-Dichloroethene	µg/m ³	N/A	ND	ND
1,2-Dichloroethene (total)	µg/m ³	N/A	270	110
Toluene	µg/m ³	37,000	2.0 J	ND
Total Xylene	µg/m ³	4,300	ND	ND
1,1,2-Trichloroethane	µg/m ³	N/A	ND	ND
Trichloroethene	µg/m ³	14,000	3000	14
Vinyl Chloride	µg/m ³	180,000	13	1.2 J
Tetrachloroethene	µg/m ³	1,300	620	4.5 J

Notes:

CFM - cubic feet per minute

DAR - Division of Air Resources

J - Estimated result between laboratory method detection limit and reporting limit

N/A - Not Applicable

NR - Not recorded

SGC - Short-term Guideline Concentration

**GM-38 Area Groundwater Remediation
Groundwater Treatment Plant
Naval Weapons Industrial Reserve Plant - Bethpage, NY
Controlled Stack Emissions
August 2012**

DAR Parameters	Units	Discharge Goal	August 2012
Sampling Date	N/A	N/A	8/9/12
Average Flowrate	CFM	N/A	8,249
Total Flow	ft ³	N/A	368,221,625
Total Flow	m ³	N/A	10,426,875
Trichloroethene	lb/hr	0.09	0.00043
Vinyl Chloride	lb/hr	0.01	0.00004
1,2 Dichloroethene	lb/hr	0.03	0.00340
1,2-Dichloroethane	lb/hr	BRT	0.00019
Toluene	lb/hr	BRT	0.00000
Total Xylene	lb/hr	BRT	0.00000
1,1,2-Trichloroethane	lb/hr	BRT	0.00000
Tetrachloroethene	lb/hr	0.02	0.00014

Notes:

BRT - below reporting thresholds

CFM - cubic feet per minute

DAR - Division of Air Resources

N/A - Not Applicable

SEPTEMBER 2012



10 October 2012

Mr. Steven Scharf
New York State Department of Environmental Conservation
Division of Environmental Remediation
Remedial Action, Bureau A
625 Broadway
Albany, NY 12233-7015

**Subject: GROUNDWATER DISCHARGE MONITORING/AIR EMISSION REPORT
GM-38 AREA, NWIRP BETHPAGE, NY; DER SITE # 1-30-003B-OU 2
SEPTEMBER 2012 REPORTING PERIOD**

Dear Mr. Scharf:

H&S Environmental, Inc. (H&S) is submitting this monthly monitoring report of the groundwater discharge and air emission results for the Groundwater Treatment Plant (GWTP) located at the Former Naval Industrial Reserve Plant (NWIRP), Bethpage, NY, GM-38 Area. This report was prepared in accordance with GWTP operational requirements for DER Site # 1-30-003B-OU 2. H&S assumed operational responsibility of the GWTP on 1 June 2011. GWTP operational data from 1 September 2012 to 30 September 2012 are included in Attachment A. All constituents were within permit limitations during this reporting period.

Please contact me at 508-366-7442 with any questions or concerns you may have regarding this report.

Sincerely,
H&S Environmental, Inc.

Jennifer Good, P.G.
Project Manager

Attachment A: Groundwater and Air Sampling Results from September 2012

Cc: Jean Occidental - NYSDEC Division of Water
William Spitz - NYSDEC – Region 1 Water Engineer
Gerard Ennis - Nassau County Department of Public Works
Richard Pfaender - Town of Oyster Bay
Lora Fly - NAVFAC Mid-Atlantic RPM
Al Taormina – H&S
GM-38 Copy

ATTACHMENT A
GROUNDWATER AND AIR SAMPLING RESULTS
SEPTEMBER 2012

**GM-38 Area Groundwater Remediation
Groundwater Treatment Plant
Naval Weapons Industrial Reserve Plant - Bethpage, NY
Controlled Stack Emissions
September 2012**

SPDES Parameters	September 2012					
Process Stream	Daily Treated Effluent Maximum	Units	RW-1	RW-3	Combined Influent ⁽¹⁾ (RW-1 + RW-3)	Treated Effluent
Well Depth	N/A	ft	445	530	N/A	N/A
Screened Interval	N/A	ft bgs	335-395 410-430	392-412 442-504	N/A	N/A
Sampling Date	N/A		9/7/12			
Average Flowrate	1100	GPM	811	193	1,004	1,005
Total Flow	N/A	gallons	35,032,800	8,353,546	43,386,346	43,404,186
pH	5.5 - 8.5	SU	7.3	6.9	7.2	6.7
Carbon Tetrachloride	NA	µg/L	ND	ND	ND	ND
1,1-Dichloroethane	5	µg/L	2.2 J	2.1 J	2.2 J	ND
1,2-Dichloroethane	0.6	µg/L	ND	ND	ND	ND
1,1-Dichloroethene	5	µg/L	5.7	1.9 J	5.0 J	ND
cis 1,2-Dichloroethene	5	µg/L	30.9	2.3 J	25.4 J	ND
trans 1,2-Dichloroethene	5	µg/L	ND	ND	ND	ND
Tetrachloroethene	5	µg/L	71.9	ND	58.1	ND
1,1,1-Trichloroethene	5	µg/L	4.5 J	ND	3.6 J	ND
Trichloroethene	5	µg/L	285	299	288	ND
Vinyl Chloride	2	µg/L	ND	ND	ND	ND
Mercury	0.25	µg/L	ND	ND	ND	ND
Total Suspended Solids (TSS)	N/A	mg/L	ND	ND	ND	ND

Notes:

J - Estimated result between laboratory method detection limit and reporting limit

ND - Not detected above laboratory method detection limit

N/A - Not Applicable

(1) Influent concentrations presented are the weighted average concentrations of RW-1 and RW-3.

**GM-38 Area Groundwater Remediation
Groundwater Treatment Plant
Naval Weapons Industrial Reserve Plant - Bethpage, NY
Controlled Stack Emissions
September 2012**

DAR Parameters	Units	SGC	September 2012	
			Influent	Effluent
Process Stream				
Sampling Date	N/A	N/A	9/8/12	
Average Flowrate	CFM	N/A	NR	8,432
Total Flow	ft ³	N/A	NR	364,281,600
Total Flow	m ³	N/A	NR	10,315,306
1,2-Dichloroethane	µg/m ³	N/A	ND	8.9
cis 1,2-Dichloroethene	µg/m ³	N/A	330	100
trans 1,2-Dichloroethene	µg/m ³	N/A	3.5 J	ND
1,2-Dichloroethene (total)	µg/m ³	N/A	330	100
Toluene	µg/m ³	37,000	4.6 J	ND
Total Xylene	µg/m ³	4,300	4.2 J	ND
1,1,2-Trichloroethane	µg/m ³	N/A	ND	ND
Trichloroethene	µg/m ³	14,000	3400	69
Vinyl Chloride	µg/m ³	180,000	12	1.5 J
Tetrachloroethene	µg/m ³	1,300	720	6.4

Notes:

CFM - cubic feet per minute

DAR - Division of Air Resources

J - Estimated result between laboratory method detection limit and reporting limit

N/A - Not Applicable

NR - Not recorded

SGC - Short-term Guideline Concentration

**GM-38 Area Groundwater Remediation
Groundwater Treatment Plant
Naval Weapons Industrial Reserve Plant - Bethpage, NY
Controlled Stack Emissions
September 2012**

DAR Parameters	Units	Discharge Goal	September 2012
Sampling Date	N/A	N/A	9/8/12
Average Flowrate	CFM	N/A	8,432
Total Flow	ft ³	N/A	364,281,600
Total Flow	m ³	N/A	10,315,306
Trichloroethene	lb/hr	0.09	0.00211
Vinyl Chloride	lb/hr	0.01	0.00005
1,2 Dichloroethene	lb/hr	0.03	0.00306
1,2-Dichloroethane	lb/hr	BRT	0.00027
Toluene	lb/hr	BRT	0.00000
Total Xylene	lb/hr	BRT	0.00000
1,1,2-Trichloroethane	lb/hr	BRT	0.00000
Tetrachloroethene	lb/hr	0.02	0.00020

Notes:

BRT - below reporting thresholds

CFM - cubic feet per minute


DAR - Division of Air Resources

N/A - Not Applicable

APPENDIX B

NYSDEC AIR PERMIT EQUIVALENT APPROVAL

New York State Department of Environmental Conservation
Division of Environmental Remediation
Bureau of Remedial Action A
625 Broadway, 11th Floor
Albany, New York 12233-7015
Phone: (518) 402-9625 • Fax: (518) 402-9022
Website: www.dec.state.ny.us



Alexander P.
Grannis
Commissioner

July 24, 2009

Lora Fly, Project Manager
Naval Facilities Engineering Command-Midlant
9742 Maryland Avenue
Norfolk, VA 23511-3095

RE: Naval Weapons Industrial Research Plant(NWIRP)
Site-Bethpage, NYSDEC No. 1-30-003B.
Grumman Aerospace Site, NYSDEC Site No. 1-30-003A

Dear Ms. Fly:

Tetra Tech FW, on behalf of the Department of the Navy (Navy), has submitted the enclosed New York State Department of Environmental Conservation (NYSDEC) Division of Air Resources (DAR) Air Permit Application as a permit equivalent. This DAR Air permit equivalent is for the air stripper discharge at the GM 38 Area groundwater remediation system, Near Broadway and North Herman Avenue in Bethpage, NY. The NYSDEC Division of Environmental Remediation (DER) has reviewed the permit equivalent and, by means of this letter approves the GM 38 Area remedy air discharge for immediate operation.

The GM 38 Area remedial system utilizes the best available control technology (BACT) with activated carbon followed by potassium permanganate impregnated zeolite resin. The air discharge will be periodically monitored at start up and will be added for routine monitoring in the operation, maintenance and monitoring (OMM) plan, to be submitted shortly for Departmental review.

If you have any questions, please contact me at your earliest convenience at (518)402-9620.

Sincerely,

Steven M. Scharf, P.E.
Project Engineer
Division of Environmental Remediation
Bureau of Remedial Action A

Enclosure
ec/w/enc:

J. Swartwout/S. Scharf/File
W. Parish, Region 1 NYSDEC
A. J. Shah, region 1 NYSDEC
S. Patselos, Tetra Tech FW
J. Cofman, Northrop Grumman]

docs: Region 1, Nassau, Oyster Bay (T): Grumman Aerospace 130003A-OU2-OMM and NWIRP Bethpage 130003B-OU2-OMM

New York State Department of Environmental Conservation Air Permit Application



DEC ID									
-									

APPLICATION ID									
-							/		

OFFICE USE ONLY									

Section I - Certification

Title V Certification	
I certify under penalty of law that this document and all attachments were prepared under my direction or supervision in accordance with a system designed to assure that qualified personnel properly gather and evaluate the information submitted. Based on my inquiry of the person or persons directly responsible for gathering the information [required pursuant to 6 NYCRR 201-6.3(d)] I believe the information is, true, accurate and complete. I am aware that there are significant penalties for submitting false information, including the possibility of fines and imprisonment for knowing violations.	
Responsible Official	Title
Signature	Date ____ / ____ / ____

State Facility Certification	
I certify that this facility will be operated in conformance with all provisions of existing regulations.	
Responsible Official	Title
Signature	Date ____ / ____ / ____

Section II - Identification Information

Title V Facility Permit <u>N/A</u>	<input type="checkbox"/> New	<input type="checkbox"/> Significant Modification	<input type="checkbox"/> Administrative Amendment	State Facility Permit <u>N/A</u>	<input type="checkbox"/> New	<input type="checkbox"/> Modification
<input type="checkbox"/> Renewal	<input type="checkbox"/> Minor Modification	General Permit Title: _____		General Permit Title: _____		
<input checked="" type="checkbox"/> Application involves construction of new facility			<input type="checkbox"/> Application involves construction of new emission unit(s)			

Owner/Firm			
Name <u>US Navy/NAVFAC Midlant</u>			
Street Address <u>9742 Maryland Ave, Bldg Z-144</u>			
City <u>Norfolk</u>	State <u>VA</u>	Country <u>US</u>	Zip <u>23511-3095</u>
Owner Classification <input checked="" type="checkbox"/> Federal		<input type="checkbox"/> State <input type="checkbox"/> Municipal	
<input type="checkbox"/> Corporation/Partnership		<input type="checkbox"/> Individual	
Taxpayer ID [] [] [] [] [] [] [] [] [] []			
Facility			<input type="checkbox"/> Confidential
Name <u>Naval Weapons Industrial Reserve Plant (NWIRP) GM-38 Area</u>			
Location Address <u>Bethpage</u>			
<input type="checkbox"/> City / <input checked="" type="checkbox"/> Town / <input type="checkbox"/> Village <u>Oyster Bay, New York</u>			Zip <u>11714</u>
Project Description			<input type="checkbox"/> Continuation Sheet(s)
<u>Air stripping of groundwater to remove VOCs</u>			

Owner/Firm Contact Mailing Address			
Name (Last, First, Middle Initial) <u>Fly, Lora</u>		Phone No. (757)444-0781	
Affiliation <u>Department of the Navy</u>	Title <u>Remedial PM</u>	Fax No. ()	
Street Address <u>9742 Maryland Ave. Bldg Z-144</u>			
City <u>Norfolk</u>	State <u>VA</u>	Country <u>US</u>	Zip <u>23511-3095</u>
Facility Contact Mailing Address			
Name (Last, First, Middle Initial) <u>Same</u>		Phone No. ()	
Affiliation	Title	Fax No. ()	
Street Address			
City	State	Country	Zip

New York State Department of Environmental Conservation
Air Permit Application



DEC ID									
-									

Section III - Facility Information

Classification					
<input type="checkbox"/> Hospital	<input type="checkbox"/> Residential	<input type="checkbox"/> Educational/Institutional	<input type="checkbox"/> Commercial	<input checked="" type="checkbox"/> Industrial	<input type="checkbox"/> Utility

Affected States (Title V Only) N/A					
<input type="checkbox"/> Vermont	<input type="checkbox"/> Massachusetts	<input type="checkbox"/> Rhode Island	<input type="checkbox"/> Pennsylvania	Tribal Land: _____	
<input type="checkbox"/> New Hampshire	<input type="checkbox"/> Connecticut	<input type="checkbox"/> New Jersey	<input type="checkbox"/> Ohio	Tribal Land: _____	

SIC Codes									
9999									

Facility Description		<input type="checkbox"/> Continuation Sheet(s)
Groundwater Remediation by Air Stripping followed by Vapor-Phase GAC for emission control		

Compliance Statements (Title V Only) N/A	
<p>I certify that as of the date of this application the facility is in compliance with all applicable requirements: <input type="checkbox"/> YES <input type="checkbox"/> NO</p> <p>If one or more emission units at the facility are not in compliance with all applicable requirements at the time of signing this application (the 'NO' box must be checked), the noncomplying units must be identified in the "Compliance Plan" block on page 8 of this form along with the compliance plan information required. For all emission units at this facility that are operating <u>in compliance</u> with all applicable requirements complete the following:</p> <ul style="list-style-type: none"> <input type="checkbox"/> This facility will continue to be operated and maintained in such a manner as to assure compliance for the duration of the permit, except those units referenced in the compliance plan portion of Section IV of this application. <input type="checkbox"/> For all emission units, subject to any applicable requirements that will become effective during the term of the permit, this facility will meet all such requirements on a timely basis. <input type="checkbox"/> Compliance certification reports will be submitted at least once a year. Each report will certify compliance status with respect to each requirement, and the method used to determine the status. 	

Facility Applicable Federal Requirements N/A										<input type="checkbox"/> Continuation Sheet(s)
Title	Type	Part	Sub Part	Section	Sub Division	Paragraph	Sub Paragraph	Clause	Sub Clause	
	CERCLA	all substantive requirements								

Facility State Only Requirements										<input type="checkbox"/> Continuation Sheet(s)
Title	Type	Part	Sub Part	Section	Sub Division	Paragraph	Sub Paragraph	Clause	Sub Clause	

New York State Department of Environmental Conservation
Air Permit Application



DEC ID									
-									

Section IV - Emission Unit Information

Emission Unit Description										<input type="checkbox"/> Continuation Sheet(s)
EMISSION UNIT	0	-	0	0	E	U	1			
Air Stripper AS-1 for groundwater remediation, provided with activated carbon for emission control.										
The emission point is stack 00ST-1. The 2-stage VGAC is followed by a 3rd vessel containing a potassium permanganate zeolite media for increased VC capacity.										

Building					<input type="checkbox"/> Continuation Sheet(s)	
Building	Building Name			Length (ft)	Width (ft)	Orientation
BLDG-1	Treatment Plant			75	75	0

Emission Point							<input type="checkbox"/> Continuation Sheet(s)
EMISSION PT.	00ST1						
Ground Elev. (ft)	Height (ft)	Height Above Structure (ft)	Inside Diameter (in)	Exit Temp. (°F)	Cross Section		
90	40	15	36	80	Length (in)	Width (in)	
Exit Velocity (FPS)	Exit Flow (ACFM)	NYTM (E) (KM)	NYTM (N) (KM)	Building	Distance to Property Line (ft)	Date of Removal	
19	8020			BLDG-1	50		
EMISSION PT.							
Ground Elev. (ft)	Height (ft)	Height Above Structure (ft)	Inside Diameter (in)	Exit Temp. (°F)	Cross Section		
					Length (in)	Width (in)	
Exit Velocity (FPS)	Exit Flow (ACFM)	NYTM (E) (KM)	NYTM (N) (KM)	Building	Distance to Property Line (ft)	Date of Removal	

Emission Source/Control							<input type="checkbox"/> Continuation Sheet(s)
Emission Source		Date of Construction	Date of Operation	Date of Removal	Control Type		Manufacturer's Name/Model No.
ID	Type				Code	Description	
AS-1	I				048	Granular Act. Carbon	Air Stripping Column
Design Capacity	Design Capacity Units			Waste Feed		Waste Type	
	Code	Description		Code	Description	Code	Description
Emission Source		Date of Construction	Date of Operation	Date of Removal	Control Type		Manufacturer's Name/Model No.
ID	Type				Code	Description	
Design Capacity	Design Capacity Units			Waste Feed		Waste Type	
	Code	Description		Code	Description	Code	Description

New York State Department of Environmental Conservation
Air Permit Application



DEC ID									
-									

Section IV - Emission Unit Information (continued)

Process Information										<input type="checkbox"/> Continuation Sheet(s)	
EMISSION UNIT 0 - 00 E U 1								PROCESS		PR 1	
Description											
The remedial system is air stripping, using a packed column at a groundwater flow rate of 1,100 gpm (plus 100 gpm recycle, for a total of 1,200 gpm). Vapor phase treatment includes the use of 3 vessels, a 2-stage GAC unit, followed by a 3rd vessel containing a potassium permanganate impregnated zeolite for increased VC capacity. Prior to entering the vapor-phase GAC adsorption system, the humidity of the air stripper exhaust is reduced to approximately 50 percent or less to optimize the efficiency of the vapor-phase GAC.											
Air Stripper AS-1: Existing. Type: Vertical, Cylindrical Construction: Aluminum											
Packing: 25-foot Jaeger Tripack. Dimensions: 10.0 ft. Dia x 47 ft. H											
Source Classification Code (SCC)		Total Thruput		Thruput Quantity Units							
		Quantity/Hr	Quantity/Yr	Code	Description						
<input type="checkbox"/> Confidential <input checked="" type="checkbox"/> Operating at Maximum Capacity <input type="checkbox"/> Activity with Insignificant Emissions		Operating Schedule		Building		Floor/Location					
		Hrs/Day	Days/Yr								
		24	365	BLDG-1		Main					
Emission Source/Control Identifier(s)											
AS-1											
EMISSION UNIT -								PROCESS			
Description											
Source Classification Code (SCC)		Total Thruput		Thruput Quantity Units							
		Quantity/Hr	Quantity/Yr	Code	Description						
<input type="checkbox"/> Confidential <input type="checkbox"/> Operating at Maximum Capacity <input type="checkbox"/> Activity with Insignificant Emissions		Operating Schedule		Building		Floor/Location					
		Hrs/Day	Days/Yr								
Emission Source/Control Identifier(s)											

New York State Department of Environmental Conservation
Air Permit Application



DEC ID									
-									

Section IV - Emission Unit Information (continued)

Emission Unit	Emission Point	Process	Emission Source	Emission Unit Applicable Federal Requirements										<input type="checkbox"/> Continuation Sheet(s)
				Title	Type	Part	Sub Part	Section	Sub Division	Parag.	Sub Parag.	Clause	Sub Clause	
-														
-														
-														
-														

Emission Unit	Emission Point	Process	Emission Source	Emission Unit State Only Requirements										<input type="checkbox"/> Continuation Sheet(s)
				Title	Type	Part	Sub Part	Section	Sub Division	Parag.	Sub Parag.	Clause	Sub Clause	
-														
-														
-														
-														

Emission Unit Compliance Certification											<input type="checkbox"/> Continuation Sheet(s)
Rule Citation											
Title	Type	Part	Sub Part	Section	Sub Division	Paragraph	Sub Paragraph	Clause	Sub Clause		
6	NYCRR	212									
<input checked="" type="checkbox"/> Applicable Federal Requirement				<input type="checkbox"/> State Only Requirement				<input type="checkbox"/> Capping			
Emission Unit	Emission Point	Process	Emission Source	CAS No.			Contaminant Name				
0-00EU1	00ST1	PR1	AS-1	00079 - 01 - 6			Trichloroethylene				
Monitoring Information											
<input type="checkbox"/> Continuous Emission Monitoring <input checked="" type="checkbox"/> Intermittent Emission Testing <input type="checkbox"/> Ambient Air Monitoring				<input type="checkbox"/> Monitoring of Process or Control Device Parameters as Surrogate <input type="checkbox"/> Work Practice Involving Specific Operations <input type="checkbox"/> Record Keeping/Maintenance Procedures							
Description											
Monthly grab samples analyzed for VOCs from the vapor phase treatment system influent, effluent and two intermediate locations.											
Work Practice		Process Material					Reference Test Method				
Type	Code	Description									
Parameter		Manufacturer Name/Model No.									
Code	Description										
23	Concentration										
Limit			Limit Units								
Upper	Lower	Code	Description								
3,125		255	micrograms per cubic meter								
Averaging Method			Monitoring Frequency			Reporting Requirements					
Code	Description	Code	Description	Code	Description	Code	Description	Code	Description	Code	Description
01	Instantaneous	05	Monthly	10	Upon Request						

New York State Department of Environmental Conservation
Air Permit Application



DEC ID									
-									

Section IV - Emission Unit Information (continued)

Determination of Non-Applicability (Title V Only) N/A <input type="checkbox"/> Continuation Sheet(s)										
Rule Citation										
Title	Type	Part	Sub Part	Section	Sub Division	Paragraph	Sub Paragraph	Clause	Sub Clause	
Emission Unit	Emission Point	Process	Emission Source			<input type="checkbox"/> Applicable Federal Requirement <input type="checkbox"/> State Only Requirement				
-										
Description										
Rule Citation										
Title	Type	Part	Sub Part	Section	Sub Division	Paragraph	Sub Paragraph	Clause	Sub Clause	
Emission Unit	Emission Point	Process	Emission Source			<input type="checkbox"/> Applicable Federal Requirement <input type="checkbox"/> State Only Requirement				
-										
Description										
Process Emissions Summary <input type="checkbox"/> Continuation Sheet(s)										
EMISSION UNIT	0 - 0 0 E U 1					PROCESS	P	R	1	
CAS No.	Contaminant Name			% Thruput	% Capture	% Control	ERP (lbs/hr)	ERP How Determined		
0079 - 01 - 6	Trichloroethylene					95	1.87	02		
PTE			Standard Units	PTE How Determined		Actual				
(lbs/hr)	(lbs/yr)	(standard units)				(lbs/hr)	(lbs/yr)			
0.09	99			02						
EMISSION UNIT	0 - 0 0 E U 1					PROCESS	P	R	1	
CAS No.	Contaminant Name			% Thruput	% Capture	% Control	ERP (lbs/hr)	ERP How Determined		
00075 - 01 - 4	Vinyl Chloride					95	0.17	03		
PTE			Standard Units	PTE How Determined		Actual				
(lbs/hr)	(lbs/yr)	(standard units)				(lbs/hr)	(lbs/yr)			
0.01	3.7			02						
EMISSION UNIT	0 - 0 0 E U 1					PROCESS	P	R	1	
CAS No.	Contaminant Name			% Thruput	% Capture	% Control	ERP (lbs/hr)	ERP How Determined		
000540 - 59 - 0	1,2-Dichloroethylene					95	0.6	02		
PTE			Standard Units	PTE How Determined		Actual				
(lbs/hr)	(lbs/yr)	(standard units)				(lbs/hr)	(lbs/yr)			
0.03	7.3			02						

New York State Department of Environmental Conservation
Air Permit Application



DEC ID									
-									

Section IV - Emission Unit Information (continued)

EMISSION UNIT		Emission Unit Emissions Summary				<input type="checkbox"/> Continuation Sheet(s)
0	-	0	0	E	U	1
CAS No.		Contaminant Name				
00107- 06 - 2		1,2-Dichloroethane				
ERP (lbs/yr)	PTE Emissions		Actual			
	(lbs/hr)	(lbs/yr)	(lbs/hr)	(lbs/yr)		
13.4	Below Reporting Threshold		BRT			
CAS No.		Contaminant Name				
00108 - 88 - 3		Toluene				
ERP (lbs/yr)	PTE Emissions		Actual			
	(lbs/hr)	(lbs/yr)	(lbs/hr)	(lbs/yr)		
72.7	BRT		BRT			
CAS No.		Contaminant Name				
01330- 20 - 7		Xylene				
ERP (lbs/yr)	PTE Emissions		Actual			
	(lbs/hr)	(lbs/yr)	(lbs/hr)	(lbs/yr)		
77.1	BRT		BRT			
CAS No.		Contaminant Name				
-		1,1,2-Trichloroethane				
ERP (lbs/yr)	PTE Emissions		Actual			
	(lbs/hr)	(lbs/yr)	(lbs/hr)	(lbs/yr)		
	BRT		BRT			

Compliance Plan													<input type="checkbox"/> Continuation Sheet(s)
For any emission units which are <u>not in compliance</u> at the time of permit application, the applicant shall complete the following													
Consent Order			Certified progress reports are to be submitted every 6 months beginning ___ / ___ / ___										
Emission Unit	Process	Emission Source	Applicable Federal Requirement										
			Title	Type	Part	Sub Part	Section	Sub Division	Parag.	Sub Parag.	Clause	Sub Clause	
Remedial Measure / Intermediate Milestones											R/I	Date Scheduled	

New York State Department of Environmental Conservation
Air Permit Application



DEC ID											
-											

Section IV - Emission Unit Information (continued)

Request for Emission Reduction Credits										<input type="checkbox"/> Continuation Sheet(s)	
EMISSION UNIT -											
Emission Reduction Description											
Contaminant Emission Reduction Data											
Baseline Period ____ / ____ / ____ to ____ / ____ / ____						Reduction					
						Date		Method			
CAS No.		Contaminant Name				ERC (lbs/yr)					
-		-				Netting		Offset			
-		-									
-		-									
Facility to Use Future Reduction											
Name						APPLICATION ID					
						-					
Location Address											
<input type="checkbox"/> City / <input type="checkbox"/> Town / <input type="checkbox"/> Village						State		Zip			

Use of Emission Reduction Credits										<input type="checkbox"/> Continuation Sheet(s)	
EMISSION UNIT -											
Proposed Project Description											
Contaminant Emissions Increase Data											
CAS No.		Contaminant Name				PEP (lbs/yr)					
-		-									
Statement of Compliance											
<input type="checkbox"/> All facilities under the ownership of this "ownership/firm" are operating in compliance with all applicable requirements and state regulations including any compliance certification requirements under Section 114(a)(3) of the Clean Air Act Amendments of 1990, or are meeting the schedule of a consent order.											
Source of Emission Reduction Credit - Facility											
Name						PERMIT ID					
						-					
Location Address											
<input type="checkbox"/> City / <input type="checkbox"/> Town / <input type="checkbox"/> Village						State		Zip			
Emission Unit		CAS No.		Contaminant Name		ERC (lbs/yr)					
-		-		-		Netting		Offset			
-		-		-							
-		-		-							



DEC ID									
-									

Supporting Documentation

- P.E. Certification (form attached)
- List of Exempt Activities (form attached)
- Plot Plan
- Methods Used to Determine Compliance (form attached)
- Calculations
- Air Quality Model (____ / ____ / ____)
- Confidentiality Justification
- Ambient Air Monitoring Plan (____ / ____ / ____)
- Stack Test Protocols/Reports (____ / ____ / ____)
- Continuous Emissions Monitoring Plans/QA/QC (____ / ____ / ____)
- MACT Demonstration (____ / ____ / ____)
- Operational Flexibility: Description of Alternative Operating Scenarios and Protocols
- Title IV: Application/Registration
- ERC Quantification (form attached)
- Use of ERC(s) (form attached)
- Baseline Period Demonstration
- Analysis of Contemporaneous Emission Increase/Decrease
- LAER Demonstration (____ / ____ / ____)
- BACT Demonstration (____ / ____ / ____)
- Other Document(s): _____ (____ / ____ / ____)
 _____ (____ / ____ / ____)
 _____ (____ / ____ / ____)
 _____ (____ / ____ / ____)
 _____ (____ / ____ / ____)
 _____ (____ / ____ / ____)
 _____ (____ / ____ / ____)
 _____ (____ / ____ / ____)
 _____ (____ / ____ / ____)
 _____ (____ / ____ / ____)
 _____ (____ / ____ / ____)
 _____ (____ / ____ / ____)

**ATTACHMENT 1
Emission Estimate**

Feed Water Flow 1,100 gpm: max or normal
250 m³/hr
Water Flow Including Recycle 1,200 gpm: max or normal
273 m³/hr
Air Flow 8,000 cfm
13,592 m³/hr
A/W vol ratio 50

EXAMPLE EMISSION CALC: Vinyl Chloride
4.8 ug/L x 1000 L/m³ x 250 m³ water/13,623 m³ air = 88 ug/m³

Name	CAS Number	Toxicity: H/M/L ²	VOC ³	HAP ⁴	GW Conc. ¹		Effluent Conc ¹		Uncontrolled Stripper Exhaust							
					Max ug/L	Avg ug/L	Max ug/L	Avg ug/L	Max lb/day	Avg lb/day	Max lb/hr	Avg lb/hr	Max gm/sec	Avg gm/sec	Max ug/m ³	Avg ug/m ³
1,1,1-Trichloroethane (Methyl Chloroform)	00071-55-6	L	No	Yes	3	3.0			0.04	0.04	0.00	0.00	2.08E-04	2.08E-04	55	55
1,1,2-Trichloroethane	00079-00-5	M	Yes	Yes	3.5	0.3			0.05	0.00	0.00	0.00	2.43E-04	2.08E-05	64	6
1,1-Dichloroethane	00075-34-3	L	Yes	Yes	4	0.7			0.05	0.01	0.00	0.00	2.77E-04	4.85E-05	74	13
1,2-Dichloroethane	00107-06-2	M	Yes	Yes	3	1.0	0.3	0.1	0.04	0.01	0.00	0.00	1.87E-04	6.24E-05	55	18
1,1-Dichloroethylene (Vinylidene Chloride)	00075-35-4	M	Yes	Yes	9	1.6			0.12	0.02	0.00	0.00	6.24E-04	1.11E-04	165	29
1,2-Dichloroethylene	00540-59-0	M	Yes	No	1,100	31.5	1.3	0.0	14.51	0.42	0.60	0.02	7.62E-02	2.18E-03	20,219	579
Benzene	00071-43-2	H	Yes	Yes	4	0.1			0.05	0.00	0.00	0.00	2.77E-04	6.94E-06	74	2
Carbon Tetrachloride	00056-23-5	H	Yes	Yes	4	0.1			0.05	0.00	0.00	0.00	2.77E-04	6.94E-06	74	2
Chlorobenzene (Monochlorobenzene)	00108-90-7	M	Yes	Yes	1	0.1			0.01	0.00	0.00	0.00	6.94E-05	6.94E-06	18	2
Chloroform	00067-66-3	M	Yes	Yes	2	0.8			0.03	0.01	0.00	0.00	1.39E-04	5.55E-05	37	15
Methyl Tert Butyl Ether	01634-04-4	M	Yes	Yes	2	0.1			0.03	0.00	0.00	0.00	1.39E-04	6.94E-06	37	2
Tetrachloroethylene	00127-18-4	M	Yes	Yes	900	33.8	0.9	0.0	11.88	0.45	0.49	0.02	6.24E-02	2.34E-03	16,543	621
Toluene	00108-88-3	L	Yes	Yes	15	0.7			0.20	0.01	0.01	0.00	1.04E-03	4.85E-05	276	13
Trichloroethylene	00079-01-6	M	Yes	Yes	3,400	411.5	4.5	0.5	44.86	5.43	1.87	0.23	2.35E-01	2.85E-02	62,494	7,564
Vinyl chloride	00075-01-4	H	Yes	Yes	300	4.8	0.0	0.0	3.96	0.06	0.17	0.00	2.08E-02	3.33E-04	5,514	88
Xylenes	01330-20-7	M	Yes	Yes	16	0.2			0.21	0.00	0.01	0.00	1.11E-03	1.39E-05	294	4
Total VOCs					5,764	487.3	7.0	0.6	76.05	6.43	3.17	0.27				
Total HAPs					4,667	458.8	5.7	0.6	61.57	6.05	2.57	0.25				
									Total Uncontrolled VOC		2,347 lb/yr					
									Total Uncontrolled HAP		2,209 lb/yr					

1. Source: "GM-38 Groundwater Remedy Analysis Report", February 2003
2. Source: DAR-1 AGC/SGC Tables, NYSDEC Division of Air Resources, Air Toxics Section, September 10, 2007.
3. Source: 6 NYCRR Part 200 1(cg)
4. Source: 6 NYCRR Part 200.1(ag)

**ATTACHMENT 1
Emission Estimate**

Feed Water Flow 1,100 gpm: max or normal
250 m³/hr
Water Flow Including Recycle 1,200 gpm: max or normal
273 m³/hr
Air Flow 8,000 cfm
13,592 m³/hr
A/W vol ratio 50

Name	CAS Number	Toxicity: H/M/L ²	VOC ³	HAP ⁴	Control by GAC	Controlled Stripper Exhat			
						Max lb/day	Avg lb/day	Max gm/sec	Avg gm/sec
1,1,1-Trichloroethane (Methyl Chloroform)	00071-55-6	L	No	Yes	95%	0.00	0.00	1.04E-05	1.04E-05
1,1,2-Trichloroethane	00079-00-5	M	Yes	Yes	95%	0.00	0.00	1.21E-05	1.04E-06
1,1-Dichloroethane	00075-34-3	L	Yes	Yes	95%	0.00	0.00	1.39E-05	2.43E-06
1,2-Dichloroethane	00107-06-2	M	Yes	Yes	95%	0.00	0.00	9.36E-06	3.12E-06
1,1-Dichloroethylene (Vinylidene Chloride)	00075-35-4	M	Yes	Yes	95%	0.01	0.00	3.12E-05	5.55E-06
1,2-Dichloroethylene	00540-59-0	M	Yes	No	95%	0.73	0.02	3.81E-03	1.09E-04
Benzene	00071-43-2	H	Yes	Yes	95%	0.00	0.00	1.39E-05	3.47E-07
Carbon Tetrachloride	00056-23-5	H	Yes	Yes	95%	0.00	0.00	1.39E-05	3.47E-07
Chlorobenzene (Monochlorobenzene)	00108-90-7	M	Yes	Yes	95%	0.00	0.00	3.47E-06	3.47E-07
Chloroform	00067-66-3	M	Yes	Yes	95%	0.00	0.00	6.94E-06	2.77E-06
Methyl Tert Butyl Ether	01634-04-4	M	Yes	Yes	95%	0.00	0.00	6.94E-06	3.47E-07
Tetrachloroethylene	00127-18-4	M	Yes	Yes	95%	0.59	0.02	3.12E-03	1.17E-04
Toluene	00108-88-3	L	Yes	Yes	95%	0.01	0.00	5.20E-05	2.43E-06
Trichloroethylene	00079-01-6	M	Yes	Yes	95%	2.24	0.27	1.18E-02	1.43E-03
Vinyl chloride	00075-01-4	H	Yes	Yes	95%	0.20	0.00	1.04E-03	1.66E-05
Xylenes	01330-20-7	M	Yes	Yes	95%	0.01	0.00	5.55E-05	6.94E-07
Total VOCs						3.80	0.32		
Total HAPs						3.08	0.30		
						Total Controlled VOC		117 lb/yr	
						Total Controlled HAP		110 lb/yr	

1. Source: "GM-38 Groundwater Remedy Analysis Report", February 2003
2. Source: DAR-1 AGC/SGC Tables, NYSDEC Division of Air Resources, Air Tox
3. Source: 6 NYCRR Part 200.1(cg)
4. Source: 6 NYCRR Part 200.1(ag)

**ATTACHMENT 2
AIR SCREENING ANALYSIS:
Annual**

BETHPAGE SCREENING ANALYSIS				1-Hour Impact	405.7	(ug/m ³)		
ANNUAL IMPACTS COMPARED TO ANNUAL GUIDELINE CONCENTRATIONS (AGCs)				Annual Impact	32.456	(ug/m ³)		
Pollutant	CAS Number	NYSDEC Guideline AGC (ug/m ³)	Estimated Emissions		Predicted Annual Impact		Maximum Percent of AGC	
			Uncontrolled (g/s)	Controlled (g/s)	Uncontrolled (ug/m ³)	Controlled (ug/m ³)	Uncontrolled Pct	Controlled Pct
1,1,1-Trichloroethane (Methyl Chloroform)	00071-55-6	1000.00	2.08E-04	1.04E-05	0.0068	0.0003	0.0%	0.0%
1,1,2-Trichloroethane	00079-00-5	1.40	2.08E-05	1.04E-06	0.0007	0.0000	0.0%	0.0%
1,1-Dichloroethane	00075-34-3	0.63	4.85E-05	2.43E-06	0.0016	0.0001	0.3%	0.0%
1,2-Dichloroethane	00107-06-2	0.04	6.24E-05	3.12E-06	0.0020	0.0001	5.3%	0.3%
1,1-Dichloroethylene (Vinylidene Chloride)	00075-35-4	70.00	1.11E-04	5.55E-06	0.0036	0.0002	0.0%	0.0%
1,2-Dichloroethylene	00540-59-0	63.00	2.18E-03	1.09E-04	0.0709	0.0035	0.1%	0.0%
Benzene	00071-43-2	0.13	6.94E-06	3.47E-07	0.0002	0.0000	0.2%	0.0%
Carbon Tetrachloride	00056-23-5	0.07	6.94E-06	3.47E-07	0.0002	0.0000	0.3%	0.0%
Chlorobenzene (Monochlorobenzene)	00108-90-7	110.00	6.94E-06	3.47E-07	0.0002	0.0000	0.0%	0.0%
Chloroform	00067-66-3	0.04	5.55E-05	2.77E-06	0.0018	0.0001	4.2%	0.2%
Methyl tert-Butyl Ether	01634-04-4	3000.00	6.94E-06	3.47E-07	0.0002	0.0000	0.0%	0.0%
Tetrachloroethylene	00127-18-4	1.00	2.34E-03	1.17E-04	0.0761	0.0038	7.6%	0.4%
Toluene	00108-88-3	5000.00	4.85E-05	2.43E-06	0.0016	0.0001	0.0%	0.0%
Trichloroethylene	00079-01-6	0.50	2.85E-02	1.43E-03	0.9252	0.0463	185.0%	9.3%
Vinyl Chloride	00075-01-4	0.11	3.33E-04	1.66E-05	0.0108	0.0005	9.8%	0.5%
Xylenes	01330-20-7	100.00	1.39E-05	6.94E-07	0.0005	0.0000	0.0%	0.0%

**ATTACHMENT 2
AIR SCREENING ANALYSIS:
Short term**

BETHPAGE SCREENING ANALYSIS					1-Hour Impact	405.7	(ug/m ³)	
SHORT-TERM IMPACTS COMPARED TO SHORT-TERM GUIDELINE CONCENTRATIONS (SGCs)					Annual Impact	32.456	(ug/m ³)	
Pollutant	CAS Number	NYSDEC Guideline SGC (ug/m³)	Estimated Emissions		Predicted Short-term Impact		Maximum Percent of SGC	
			Uncontrolled (g/s)	Controlled (g/s)	Uncontrolled (ug/m³)	Controlled (ug/m³)	Uncontrolled Pct	Controlled Pct
1,1,1-Trichloroethane (Methyl Chloroform)	00071-55-6	68000.00	2.08E-04	1.04E-05	0.084	0.004	0.0%	0.0%
1,1,2-Trichloroethane	00079-00-5	-	2.43E-04	1.21E-05	0.098	0.005	-	-
1,1-Dichloroethane	00075-34-3	-	2.77E-04	1.39E-05	0.113	0.006	-	-
1,2-Dichloroethane	00107-06-2	-	1.87E-04	9.36E-06	0.076	0.004	-	-
1,1-Dichloroethylene (Vinylidene Chloride)	00075-35-4	-	6.24E-04	3.12E-05	0.253	0.013	-	-
1,2-Dichloroethylene	00540-59-0	-	7.62E-02	3.81E-03	30.915	1.546	-	-
Benzene	00071-43-2	1300.00	2.77E-04	1.39E-05	0.113	0.006	0.0%	0.0%
Carbon Tetrachloride	00056-23-5	1900.00	2.77E-04	1.39E-05	0.113	0.006	0.0%	0.0%
Chlorobenzene (Monochlorobenzene)	00108-90-7	-	6.94E-05	3.47E-06	0.028	0.001	-	-
Chloroform	00067-66-3	150.00	1.39E-04	6.94E-06	0.056	0.003	0.0%	0.0%
Methyl tert-Butyl Ether	01634-04-4	-	1.39E-04	6.94E-06	0.056	0.003	-	-
Tetrachloroethylene	00127-18-4	1000.00	6.24E-02	3.12E-03	25.298	1.265	2.5%	0.1%
Toluene	00108-88-3	37000.00	1.04E-03	5.20E-05	0.422	0.021	0.0%	0.0%
Trichloroethylene	00079-01-6	14000.00	2.35E-01	1.18E-02	95.541	4.777	0.7%	0.0%
Vinyl Chloride	00075-01-4	180000.00	2.08E-02	1.04E-03	8.441	0.422	0.0%	0.0%
Xylenes	01330-20-7	4300.00	1.11E-03	5.55E-05	0.450	0.023	0.0%	0.0%

**ATTACHMENT 2
AIR SCREENING ANALYSIS:
Short term**

BETHPAGE SCREENING ANALYSIS					1-Hour Impact	405.7	(ug/m ³)	
SHORT-TERM IMPACTS COMPARED TO SHORT-TERM GUIDELINE CONCENTRATIONS (SGCs)					Annual Impact	32.456	(ug/m ³)	
Pollutant	CAS Number	NYSDEC Guideline SGC (ug/m ³)	Estimated Emissions		Predicted Short-term Impact		Maximum Percent of SGC	
			Uncontrolled (g/s)	Controlled (g/s)	Uncontrolled (ug/m ³)	Controlled (ug/m ³)	Uncontrolled Pct	Controlled Pct
1,1,1-Trichloroethane (Methyl Chloroform)	00071-55-6	68000.00	2.08E-04	1.04E-05	0.084	0.004	0.0%	0.0%
1,1,2-Trichloroethane	00079-00-5	-	2.43E-04	1.21E-05	0.098	0.005	-	-
1,1-Dichloroethane	00075-34-3	-	2.77E-04	1.39E-05	0.113	0.006	-	-
1,2-Dichloroethane	00107-06-2	-	1.87E-04	9.36E-06	0.076	0.004	-	-
1,1-Dichloroethylene (Vinylidene Chloride)	00075-35-4	-	6.24E-04	3.12E-05	0.253	0.013	-	-
1,2-Dichloroethylene	00540-59-0	-	7.62E-02	3.81E-03	30.915	1.546	-	-
Benzene	00071-43-2	1300.00	2.77E-04	1.39E-05	0.113	0.006	0.0%	0.0%
Carbon Tetrachloride	00056-23-5	1900.00	2.77E-04	1.39E-05	0.113	0.006	0.0%	0.0%
Chlorobenzene (Monochlorobenzene)	00108-90-7	-	6.94E-05	3.47E-06	0.028	0.001	-	-
Chloroform	00067-66-3	150.00	1.39E-04	6.94E-06	0.056	0.003	0.0%	0.0%
Methyl tert-Butyl Ether	01634-04-4	-	1.39E-04	6.94E-06	0.056	0.003	-	-
Tetrachloroethylene	00127-18-4	1000.00	6.24E-02	3.12E-03	25.298	1.265	2.5%	0.1%
Toluene	00108-88-3	37000.00	1.04E-03	5.20E-05	0.422	0.021	0.0%	0.0%
Trichloroethylene	00079-01-6	14000.00	2.35E-01	1.18E-02	95.541	4.777	0.7%	0.0%
Vinyl Chloride	00075-01-4	180000.00	2.08E-02	1.04E-03	8.441	0.422	0.0%	0.0%
Xylenes	01330-20-7	4300.00	1.11E-03	5.55E-05	0.450	0.023	0.0%	0.0%

03/16/09
11:26:15

*** SCREEN3 MODEL RUN ***
*** VERSION DATED 96043 ***

Bethpage GM-38 Air Stripper Uncontrolled

SIMPLE TERRAIN INPUTS:

SOURCE TYPE = POINT
EMISSION RATE (G/S) = 1.00000
STACK HEIGHT (M) = 12.2000
STK INSIDE DIAM (M) = .9100
STK EXIT VELOCITY (M/S) = 5.7700
STK GAS EXIT TEMP (K) = 294.0000
AMBIENT AIR TEMP (K) = 293.0000
RECEPTOR HEIGHT (M) = .0000
URBAN/RURAL OPTION = URBAN
BUILDING HEIGHT (M) = 7.6000
MIN HORIZ BLDG DIM (M) = 22.9000
MAX HORIZ BLDG DIM (M) = 22.9000

THE REGULATORY (DEFAULT) MIXING HEIGHT OPTION WAS SELECTED.
THE REGULATORY (DEFAULT) ANEMOMETER HEIGHT OF 10.0 METERS WAS ENTERED.

BUOY. FLUX = .040 M**4/S**3; MOM. FLUX = 6.869 M**4/S**2.

*** FULL METEOROLOGY ***

*** SCREEN AUTOMATED DISTANCES ***

*** TERRAIN HEIGHT OF 0. M ABOVE STACK BASE USED FOR FOLLOWING DISTANCES ***

DIST (M)	CONC (UG/M**3)	STAB	U10M (M/S)	USTK (M/S)	MIX HT (M)	PLUME HT (M)	SIGMA Y (M)	SIGMA Z (M)	DWASH
10.	.1323E-07	1	1.5	1.5	480.0	22.39	3.65	2.99	NO
100.	278.3	3	1.0	1.0	320.0	27.34	22.00	20.46	NO
200.	339.9	6	1.0	1.1	10000.0	20.81	21.31	14.25	NO

MAXIMUM 1-HR CONCENTRATION AT OR BEYOND 10. M:

201.	339.9	6	1.0	1.1	10000.0	20.81	21.51	14.37	NO
------	-------	---	-----	-----	---------	-------	-------	-------	----

*** SCREEN AUTOMATED DISTANCES ***

*** TERRAIN HEIGHT OF 2. M ABOVE STACK BASE USED FOR FOLLOWING DISTANCES ***

DIST (M)	CONC (UG/M**3)	STAB	U10M (M/S)	USTK (M/S)	MIX HT (M)	PLUME HT (M)	SIGMA Y (M)	SIGMA Z (M)	DWASH
210.	405.7	6	1.0	1.1	10000.0	18.81	22.32	14.86	NO
300.	307.9	6	1.0	1.1	10000.0	18.81	31.28	20.08	NO
400.	219.2	6	1.0	1.1	10000.0	18.81	40.93	25.42	NO

500.	162.3	6	1.0	1.1	10000.0	18.81	50.27	30.34	NO
600.	125.2	6	1.0	1.1	10000.0	18.81	59.32	34.91	NO

MAXIMUM 1-HR CONCENTRATION AT OR BEYOND 210. M:

210.	405.7	6	1.0	1.1	10000.0	18.81	22.32	14.86	NO
------	-------	---	-----	-----	---------	-------	-------	-------	----

 *** SCREEN AUTOMATED DISTANCES ***

*** TERRAIN HEIGHT OF 9. M ABOVE STACK BASE USED FOR FOLLOWING DISTANCES ***

DIST (M)	CONC (UG/M**3)	STAB	U10M (M/S)	USTK (M/S)	MIX HT (M)	PLUME HT (M)	SIGMA Y (M)	SIGMA Z (M)	DWASH
610.	133.2	6	1.0	1.1	10000.0	11.81	60.21	35.35	NO
700.	107.4	6	1.0	1.1	10000.0	11.81	68.10	39.19	NO
800.	87.22	6	1.0	1.1	10000.0	11.81	76.63	43.22	NO
900.	72.75	6	1.0	1.1	10000.0	11.81	84.93	47.03	NO

MAXIMUM 1-HR CONCENTRATION AT OR BEYOND 610. M:

610.	133.2	6	1.0	1.1	10000.0	11.81	60.21	35.35	NO
------	-------	---	-----	-----	---------	-------	-------	-------	----

 *** SCREEN AUTOMATED DISTANCES ***

*** TERRAIN HEIGHT OF 11. M ABOVE STACK BASE USED FOR FOLLOWING DISTANCES ***

DIST (M)	CONC (UG/M**3)	STAB	U10M (M/S)	USTK (M/S)	MIX HT (M)	PLUME HT (M)	SIGMA Y (M)	SIGMA Z (M)	DWASH
1000.	62.47	6	1.0	1.1	10000.0	9.81	93.00	50.66	NO
1100.	54.05	6	1.0	1.1	10000.0	9.81	100.86	54.11	NO
1200.	47.42	6	1.0	1.1	10000.0	9.81	108.53	57.42	NO
1300.	42.10	6	1.0	1.1	10000.0	9.81	116.01	60.60	NO

MAXIMUM 1-HR CONCENTRATION AT OR BEYOND 1000. M:

1000.	62.47	6	1.0	1.1	10000.0	9.81	93.00	50.66	NO
-------	-------	---	-----	-----	---------	------	-------	-------	----

DWASH= MEANS NO CALC MADE (CONC = 0.0)
 DWASH=NO MEANS NO BUILDING DOWNWASH USED
 DWASH=HS MEANS HUBER-SNYDER DOWNWASH USED
 DWASH=SS MEANS SCHULMAN-SCIRE DOWNWASH USED
 DWASH=NA MEANS DOWNWASH NOT APPLICABLE, X<3*LB

 * SUMMARY OF TERRAIN HEIGHTS ENTERED FOR *
 * SIMPLE ELEVATED TERRAIN PROCEDURE *

TERRAIN HT (M)	DISTANCE RANGE (M)	
	MINIMUM	MAXIMUM
0.	10.	200.
2.	210.	600.
9.	610.	920.

11. 1000. 1300.

*** REGULATORY (Default) ***
PERFORMING CAVITY CALCULATIONS
WITH ORIGINAL SCREEN CAVITY MODEL
(BRODE, 1988)

*** CAVITY CALCULATION - 1 ***

CONC (UG/M**3) = .0000
CRIT WS @10M (M/S) = 99.99
CRIT WS @ HS (M/S) = 99.99
DILUTION WS (M/S) = 99.99
CAVITY HT (M) = 7.84
CAVITY LENGTH (M) = 22.86
ALONGWIND DIM (M) = 22.90

*** CAVITY CALCULATION - 2 ***

CONC (UG/M**3) = .0000
CRIT WS @10M (M/S) = 99.99
CRIT WS @ HS (M/S) = 99.99
DILUTION WS (M/S) = 99.99
CAVITY HT (M) = 7.84
CAVITY LENGTH (M) = 22.86

APPENDIX C

FIELD DATA SHEETS AND CHAIN OF CUSTODY DOCUMENTATION

Date: 8/21/12



Groundwater Level Measurement Sheet

Project Site: NWIRP Bethpage, GM-38
Location: Bethpage, NY
Field Crew: SL, JB

Water Level Meter: Solinst
Weather: Partly cloudy, warm ~ 80°F
Time of Low Tide: N/A
Time of High Tide: N/A

Well ID	Time	Depth to Water (ft.)	Total Depth of Well / Screened Interval (ft.)	PID (ppm)	Comments
RW1-MW1 <u>1/4</u>	<u>1510</u>	<u>36.48</u>	<u>435 / 395-435</u>	<u>0.0</u>	<u>92</u>
RW1-MW2	<u>1410</u>	<u>28.45</u>	<u>435 / 395-435</u>	<u>0.4</u>	<u>Gauge only</u>
RW1-MW3	<u>1430</u>	<u>38.50 32.77</u>	<u>435 / 395-435</u>	<u>0.0</u>	
RW2-MW1 <u>3/8</u>	<u>1440</u>	<u>39.65</u>	<u>510 / 470-510</u>	<u>0.0</u>	
RW2-MW2 1/4	<u>1445</u>	<u>39.25</u>	<u>510 / 470-510</u>	<u>0.0</u>	<u>Gauge only</u>
RW2-MW3	<u>1442</u>	<u>38.80</u>	<u>510 / 470-510</u>	<u>0.0</u>	<u>Gauge only</u>
RW3-MW1 <u>1/4</u>	<u>1450</u>	<u>37.80</u>	<u>350 / 330-350</u>	<u>0.0</u>	
RW3-MW2 <u>1/4</u>	<u>1449</u>	<u>39.45</u>	<u>495 / 475-495</u>	<u>0.0</u>	
RW3-MW3 <u>1/4</u>	<u>1502</u>	<u>39.10</u>	<u>340 / 320-340</u>	<u>0.0</u>	
RW3-MW4 <u>1/4</u>	<u>1455</u>	<u>40.95</u>	<u>495 / 475-495</u>	<u>0.0</u>	
TP1 <u>1/4</u>	<u>1406</u>	<u>34.84</u>	<u>470 / 450-470</u>	<u>0.0</u>	
IW1-MW1	<u>1418</u>	<u>36.30</u>	<u>470 / 450-470</u>	<u>0.0</u>	<u>Gauge only</u>

Signature: [Handwritten Signature]

Date: 8/21/12

H&S Environmental, Inc.

Low Flow/ Low Stress Groundwater Sampling Log

Project: NWIRP Bethpage - GM-38
 Location: Bethpage, NY
 Well ID: RW 1 - MW 1

Date: 8/21/12
 Sampler: SLB
 PID: -----



Start Time: 1825 End Time: 1905

Field Testing Equipment

Well Construction: 4"
 Depth to Water: 36.48
 Well Depth: 435
 Water Column: ~3981
 Total Volume Removed (L): ~16L
 Dedicated Pump in Well?: No

Make	Model	Serial #
YSI	556	17277
LaMotte	2020e	ME15044
QED	MP15	KenM
Marschalk Bladder Pump	24"	ID# 1980

Time (hh:mm)	Volume Removed (L)	Flow Rate (mL/min)	Depth to Water (ft)	Temp (°C)	pH (STD)	SPC (µS/cm° M)	DO (mg/L)	ORP (mv)	Turbidity (NTU)	Color
1830	2.0	400	38.00	16.46	4.74	0.209	0.61	74.5	1.47	clear
1835	↓	↓	38.00	16.05	4.71	0.203	0.36	69.3	1.54	"
1840	↓	↓	38.00	15.81	4.60	0.196	0.28	53.6	0.53	"
1845	↓	↓	38.00	15.68	4.65	0.195	0.23	11.9	1.13	"
1850	↓	↓	38.00	15.56	4.67	0.195	0.20	-23.8	1.43	"
1855	↓	↓	38.00	15.52	4.66	0.197	0.22	-32.5	0.46	"
1900	↓	↓	38.00	15.51	4.65	0.197	0.23	-32.3	0.49	"
1905	↓	↓	38.00	15.49	4.64	0.198	0.22	-30.3	0.53	"

Acceptance Criteria: <0.3ft 3% ±0.1 3% 10% ±10mv 10%

2" Screen Volume = 0.163 gal/ft or 616 ml per foot

Sample Collection

Time	Sample ID	Container	# Bottles	Preservative	Analysis
1905	NWIRP-GM-38-GW-	40 mL CG	3	HCl	TCL VOCs (624)
↓	RW 1 - MW 1 - 082112	500 mL PL	1	HNO ₃	Hg (245.1)
↓	↓	250 mL PL	1	---	TSS (SM2540D)

Comments

[Signature]
 Signature

8/21/12
 Date

H&S Environmental, Inc.

Low Flow/ Low Stress Groundwater Sampling Log

Project: NWIRP Bethpage - GM-38
 Location: Bethpage, NY
 Well ID: RW1 - MW3

Date: 8/22/12
 Sampler: SL, JS
 PID: -----



Start Time: 0805 End Time: 0855

Field Testing Equipment

Well Construction: 4"
 Depth to Water: 32.77
 Well Depth: 435
 Water Column: ~402'
 Total Volume Removed (L): ~25L
 Dedicated Pump in Well?: No

Make	Model	Serial #
YSI	556	17277
LaMotte	2020e	ME15044
QED	MP15	Pernd
Marschalk Bladder Pump	24"	ID# 1980

Time (hh:mm)	Volume Removed (L)	Flow Rate (mL/min)	Depth to Water (ft)	Temp (°C)	pH (STD)	SPC (µS/cm°)	DO (mg/L)	ORP (mv)	Turbidity (NTU)	Color
0810	2.5	500	32.85	14.62	4.93	0.194	0.79	145.7	5.76	clear
0815	↓	↓	32.85	14.45	4.95	0.194	0.64	65.6	5.35	"
0820	↓	↓	32.85	14.35	4.98	0.193	0.55	24.1	5.11	"
0825	↓	↓	32.85	14.34	5.05	0.193	0.51	1.2	6.01	
0830	↓	↓	32.87	14.33	5.14	0.192	0.44	-24.9	5.10	
0835	↓	↓	32.87	14.33	5.18	0.192	0.44	-49.8	4.70	
0840	↓	↓	32.87	14.32	5.22	0.192	0.40	-51.9	4.65	
0845	↓	↓	32.87	14.31	5.24	0.191	0.37	-63.3	4.70	
0850	↓	↓	32.87	14.30	5.28	0.192	0.35	-66.5	4.80	
0855	↓	↓	32.87	14.32	5.28	0.192	0.34	-68.2	4.85	


Acceptance Criteria: <0.3ft 3% ±0.1 3% 10% ± 10mv 10%

2" Screen Volume = 0.163 gal/ft or 616 ml per foot

Sample Collection

Time	Sample ID	Container	# Bottles	Preservative	Analysis
0855	NWIRP-GM-38-GW-	40 mL CG	3	HCl	TCL VOCs (624)
↓	RW1 -MW3 - 082212	500 mL PL	1	HNO ₃	Hg (245.1)
↓	↓	250 mL PL	1	---	TSS (SM2540D)

Comments


 Signature

8/22/12
 Date

H&S Environmental, Inc.

Low Flow/ Low Stress Groundwater Sampling Log

Project: NWIRP Bethpage - GM-38
 Location: Bethpage, NY
 Well ID: RW 2-MW 1

Date: 8/21/12
 Sampler: SL, JB
 PID: -----



Start Time: 1700 End Time: 1750

Field Testing Equipment

Well Construction: 4"
 Depth to Water: 39.65
 Well Depth: 510
 Water Column: ~470'
 Total Volume Removed (L): ~9L
 Dedicated Pump in Well?: No

Make	Model	Serial #
YSI	556	17277
LaMotte	2020e	ME15044
QED	MP15	Rental
Marschalk Bladder Pump	24"	ID# 1480 9983

Time (hh:mm)	Volume Removed (L)	Flow Rate (mL/min)	Depth to Water (ft)	Temp (°C)	pH (STD)	SPC (µS/cm ² MS)	DO (mg/L)	ORP (mv)	Turbidity (NTU)	Color
1705	1.0	200	41.84	19.85	7.68	0.177	1.08	-22.9	3.11	Clear
1710			41.87	18.07	6.96	0.174	0.65	-49.1	3.06	"
1715			41.89	17.86	6.95	0.174	0.60	-49.4	3.11	"
1720			41.90	17.75	6.94	0.171	0.43	-58.0	0.93	"
1725			41.91	17.35	6.93	0.170	0.34	-62.8	1.40	"
1730			41.92	17.54	6.93	0.171	0.30	-68.5	3.61	"
1735			41.94	17.25	6.82	0.181	0.27	-75.5	4.15	"
1745			41.97	17.25	6.81	0.183	0.26	-76.1	3.89	"
1750			41.99	17.25	6.80	0.184	0.25	-76.7	4.52	"

Acceptance Criteria: <0.3ft 3% ±0.1 3% 10% ± 10mv 10%

2" Screen Volume = 0.163 gal/ft or 616 ml per foot

Sample Collection

Time	Sample ID	Container	# Bottles	Preservative	Analysis
1750	NWIRP-GM-38-GW-	40 mL CG	3	HCl	TCL VOCs (624)
↓	RW 2-MW 1 - 082112	500 mL PL	1	HNO ₃	Hg (245.1)
↓	↓	250 mL PL	1	---	TSS (SM2540D)

Comments

Signature

8/21/12
 Date

H&S Environmental, Inc.

Low Flow/ Low Stress Groundwater Sampling Log

Project: NWIRP Bethpage - GM-38
Location: Bethpage, NY
Well ID: RW 3 - MW 1

Date: 8/22/12
Sampler: JS
PID: _____



Start Time: 1825 End Time: 1855
Well Construction: 4"
Depth to Water: 36.48
Well Depth: 435
Water Column: ~398'
Total Volume Removed (L): ~810L
Dedicated Pump in Well?: No

Field Testing Equipment

Make	Model	Serial #
YSI	556	14821
LaMotte	2020e	ME15044
QED	MP15	Owens
Marschalk Bladder Pump	24"	ID#

Time (hh:mm)	Volume Removed (L)	Flow Rate (mL/min)	Depth to Water (ft)	Temp (°C)	pH (STD)	SPC (µS/cm) @ 5	DO (mg/L)	ORP (mv)	Turbidity (NTU)	Color
1830	1.6	320	38.10	16.13	5.03	0.115	4.69	-27.9	1.23	Clear
1835	↓	↓	38.10	16.98	5.05	0.115	4.46	-30.1	1.13	"
1840	↓	↓	38.09	16.89	5.03	0.115	4.35	-30.1	1.08	"
1845	↓	↓	38.08	16.81	5.02	0.115	4.32	-30.0	1.01	"
1850	↓	↓	38.08	16.83	5.03	0.115	4.31	-29.9	1.05	"
1855	↓	↓	38.08	16.80	5.01	0.115	4.21	-29.7	0.49	"

Acceptance Criteria: <0.3ft 3% ±0.1 3% 10% ± 10mv 10%

2" Screen Volume = 0.163 gal/ft or 616 ml per foot

Sample Collection

Time	Sample ID	Container	# Bottles	Preservative	Analysis
1855	NWIRP-GM-38-GW-	40 mL CG	3	HCl	TCL VOCs (624)
↓	RW 3-MW1 - 082212	500 mL PL	1	HNO ₃	Hg (245.1)
	↓	250 mL PL	1	---	TSS (SM2540D)

Comments

Signature

8/22/12
Date

Handwritten mark

H&S Environmental, Inc.

Low Flow/ Low Stress Groundwater Sampling Log

Project: NWIRP Bethpage - GM-38
 Location: Bethpage, NY
 Well ID: RW 3 - MW2

Date: 8/22/12
 Sampler: SLJG
 PID: -----



Start Time: 1745 End Time: 1845

Field Testing Equipment

Well Construction: 4"
 Depth to Water: 38.45
 Well Depth: 435
 Water Column: 396'
 Total Volume Removed (L): _____
 Dedicated Pump in Well?: No

Make	Model	Serial #
YSI	556	17277
LaMotte	2020e	ME15044
QED	MP15	run
Marschalk Bladder Pump	24"	ID#

JG

Time (hh:mm)	Volume Removed (L)	Flow Rate (mL/min)	Depth to Water (ft)	Temp (°C)	pH (STD)	SPC (µS/cm°)	DO (mg/L)	ORP (mv)	Turbidity (NTU)	Color
1020			42.37	25.92	4.23	0.127	2.96	79.5		
1750	1.1	220	41.15	19.77	4.53	0.084	1.09	10.1	3.27	clear
1800	2.2	220	41.24	18.28	4.64	0.083	0.33	-97.0	6.96	"
1810	2.2	220	41.26	17.64	4.90	0.082	0.27	-111.4	6.61	"
1820	2.2	220	41.28	17.41	4.98	0.082	0.24	-129.3	8.95	"
1825	2.1	220	41.30	17.25	5.05	0.082	0.24	-144.5	7.26	"
1835	2.2	220	↓	17.10	5.07	0.082	0.18	-159.5	6.23	"
1840	1.1	220	↓	17.10	5.08	0.082	6.17	-162.5	5.41	"
1845	1.1	220	↓	17.11	5.09	0.082	0.16	-165.3	5.57	"

Acceptance Criteria: <0.3ft 3% ±0.1 3% 10% ± 10mv 10%

2" Screen Volume = 0.163 gal/ft or 616 ml per foot

Sample Collection

Time	Sample ID	Container	# Bottles	Preservative	Analysis
1845	NWIRP-GM-38-GW-	40 mL CG	3	HCl	TCL VOCs (624)
	RW 3-MW2-082212	500 mL PL	1	HNO ₃	Hg (245.1)
		250 mL PL	1	---	TSS (SM2540D)
0000	RW3-MW2-DUP-082212				
1845	RW3-MW2-M5-082212				
1845	RW3-MW2-M5D-082212				

Comments

Signature

 Signature

8/22/12

 Date

H&S Environmental, Inc.

Low Flow/ Low Stress Groundwater Sampling Log

Project: NWIRP Bethpage - GM-38
 Location: Bethpage, NY
 Well ID: RW 3 - MW 3

Date: 8/22/12
 Sampler: JB
 PID: -----



Start Time: 1225 End Time: 1255

Field Testing Equipment

Well Construction: 4"
 Depth to Water: 39.5
 Well Depth: 340
 Water Column: ~301'
 Total Volume Removed (L): ~10.8L
 Dedicated Pump in Well?: No

Make	Model	Serial #
YSI	556	14821
LaMotte	2020e	ME15044
QED	MP15	owned
Marschalk Bladder Pump	24"	ID#

Time (hh:mm)	Volume Removed (L)	Flow Rate (mL/min)	Depth to Water (ft)	Temp (°C)	pH (STD)	SPC ($\mu\text{S/cm}^\circ$)	DO (mg/L)	ORP (mv)	Turbidity (NTU)	Color
1230	1.8	360	40.50	17.31	5.18	0.148	1.15	-26.0	14.0	Clear
1235	↓	↓	40.48	16.97	5.21	0.148	0.84	-27.2	9.97	"
1240	↓	↓	40.42	16.46	5.18	0.148	0.74	-25.3	8.67	"
1245	↓	↓	40.42	16.56	5.15	0.148	0.68	-24.3	6.90	"
1250	↓	↓	40.42	16.43	5.16	0.148	0.64	-24.6	6.05	"
1255	↓	↓	40.42	16.43	5.16	0.148	0.65	-24.6	7.12	"

Acceptance Criteria: <0.3ft 3% ±0.1 3% 10% ± 10mv 10%

2" Screen Volume = 0.163 gal/ft or 616 ml per foot

Sample Collection

Time	Sample ID	Container	# Bottles	Preservative	Analysis
1255	NWIRP-GM-38-GW-	40 mL CG	3	HCl	TCL VOCs (624)
↓	RW 3 - MW 3 - 082212	500 mL PL	1	HNO ₃	Hg (245.1)
↓	↓	250 mL PL	1	---	TSS (SM2540D)

Comments

Signature

8/22/12
 Date

H&S Environmental, Inc.

Low Flow/ Low Stress Groundwater Sampling Log



Project: NWIRP Bethpage - GM-38
Location: Bethpage, NY
Well ID: RW 3 - MW 4

Date: 8/22/12
Sampler: SL, Jr
PID: -----

Start Time: 1140 End Time: 1315

Field Testing Equipment

Well Construction: 4"
Depth to Water: 43.95
Well Depth: 4951
Water Column: 454'
Total Volume Removed (L): 219
Dedicated Pump in Well?: No

Make	Model	Serial #
YSI	556	17277
LaMotte	2020e	ME15044
QED	MP15	RENH
Marschalk Bladder Pump	24"	ID#

Time (hh:mm)	Volume Removed (L)	Flow Rate (mL/min)	Depth to Water (ft)	Temp (°C)	pH (STD)	SPC (µS/cm° MS)	DO (mg/L)	ORP (mv)	Turbidity (NTU)	Color
1145	1.0	200	44.40	17.91	4.51	0.118	8.92	30.2	1.93	clear
1150	1.0	200	↓	17.72	4.47	0.119	8.07	17.3	1.54	"
1155	1.0	200	↓	17.77	4.63	0.118	7.46	10.5	0.58	"
1205	2.0	200	↓	18.14	4.68	0.113	6.92	5.3	0.42	"
1215	2.0	200	44.37	17.67	4.78	0.096	6.40	-30.1	0.35	"
1220	1.0	200	44.37	17.56	4.75	0.095	6.24	30.3	0.36	"
1225	1.0	200	44.12	17.58	4.72	0.093	5.91	-35.0	0.31	"
1235	2.0	200	43.66	17.36	4.77	0.091	5.24	-45.4	0.41	"
1245	2.0	200	43.40	17.13	4.75	0.090	4.55	-42.4	0.36	"
1250	1.0	200	43.36	17.08	4.74	0.089	4.41	-36.2	0.32	"
1255	1.0	200	43.29	17.04	4.76	0.089	4.19	-37.1	0.12	"
1300	1.0	200	43.20	17.01	4.76	0.089	4.00	-33.8	0.15	"

Acceptance Criteria: <0.3ft 3% ±0.1 3% 10% ± 10mv 10%

2" Screen Volume = 0.163 gal/ft or 616 ml per foot

Sample Collection

Time	Sample ID	Container	# Bottles	Preservative	Analysis
1315	NWIRP-GM-38-GW-	40 mL CG	3	HCl	TCL VOCs (624)
	RW 3-MW 4-082212	500 mL PL	1	HNO ₃	Hg (245.1)
		250 mL PL	1	---	TSS (SM2540D)

Comments

[Signature]
Signature

8/22/12
Date

H&S Environmental, Inc.

pg 2 of 2

Low Flow/ Low Stress Groundwater Sampling Log

Project: NWIRP Bethpage - GM-38
 Location: Bethpage, NY
 Well ID: RW3 - MW4

Date: 8/22/12
 Sampler: SL, JB
 PID: -----



Start Time: 1140 End Time: 1315
 Well Construction: 4"
 Depth to Water: 40.95
 Well Depth: 495
 Water Column: 2454'
 Total Volume Removed (L): 219
 Dedicated Pump in Well?: No

Field Testing Equipment

Make	Model	Serial #
YSI	556	17277
LaMotte	2020e	ME15044
QED	MP15	Perth
Marschalk Bladder Pump	24"	ID#

Time (hh:mm)	Volume Removed (L)	Flow Rate (mL/min)	Depth to Water (ft)	Temp (°C)	pH (STD)	SPC (µS/cm ^o) mS	DO (mg/L)	ORP (mv)	Turbidity (NTU)	Color
1305	1.0	200	43.26	18.54	4.77	0.089	3.42	-20.1	0.12	clear
1310	↓	↓	32.30	18.84	4.77	0.089	3.38	-20.2	0.09	"
1315	↓	↓	42.35	18.19	4.78	0.090	3.34	-22.6	0.09	"

Acceptance Criteria: <0.3ft 3% ±0.1 3% 10% ± 10mv 10%

2" Screen Volume = 0.163 gal/ft or 616 ml per foot

Sample Collection

Time	Sample ID	Container	# Bottles	Preservative	Analysis
	NWIRP-GM-38-GW-	40 mL CG	3	HCl	TCL VOCs (624)
	RW3 -MW4- 082212 ✓	500 mL PL	1	HNO ₃	Hg (245.1)
		250 mL PL	1	---	TSS (SM2540D)

Comments

[Handwritten Signature]

 Signature

8/22/12

 Date

H&S Environmental, Inc.

Low Flow/ Low Stress Groundwater Sampling Log

Project: NWIRP Bethpage - GM-38
 Location: Bethpage, NY
 Well ID: TP1

Date: 8/21 /12
 Sampler: SL, JB
 PID: -----



Start Time: 1545 End Time: 1635

Field Testing Equipment

Well Construction: 4"
 Depth to Water: 34.89
 Well Depth: 470'
 Water Column: ~435'
 Total Volume Removed (L): ~221L
 Dedicated Pump in Well?: No

Make	Model	Serial #
YSI	556	17277
LaMotte	2020e	ME15044
QED	MP15	Kent
Marschalk Bladder Pump	24"	ID# 1980

Time (hh:mm)	Volume Removed (L)	Flow Rate (mL/min)	Depth to Water (ft)	Temp (°C)	pH (STD)	SPC (µS/cm²)	DO (mg/L)	ORP (mv)	Turbidity (NTU)	Color
1550	2.1	420	36.44	15.35	4.20	0.223	8.07	361.1	4.26	Clear
1555			36.74	15.06	4.61	0.213	7.16	293.6	5.15	"
1600			36.95	14.75	4.61	0.211	5.87	245.7	5.08	"
1605			37.02	14.75	4.62	0.211	5.41	220.4	7.84	"
1610			37.17	14.57	4.60	0.211	4.84	202.6	5.34	"
1615			37.28	14.58	4.59	0.212	4.51	180.3	4.76	"
1620			37.33	14.51	4.52	0.212	4.21	174.2	3.32	"
1625			37.36	14.53	4.50	0.212	4.03	170.0	3.63	"
1630			37.41	14.50	4.48	0.212	3.88	162.6	3.10	"
1635			37.48	14.50	4.49	0.212	3.81	160.5	2.54	"

Acceptance Criteria: <0.3ft 3% ±0.1 3% 10% ± 10mv 10%

2" Screen Volume = 0.163 gal/ft or 616 ml per foot

Sample Collection

Time	Sample ID	Container	# Bottles	Preservative	Analysis
1635	NWIRP-GM-38-GW-TP1- 082112	40 mL CG	3	HCl	TCL VOCs (624)
↓		500 mL PL	1	HNO ₃	Hg (245.1)
↓		250 mL PL	1	---	TSS (SM2540D)

Comments

[Signature]
 Signature

8/21/12
 Date



Instrument Calibration Log

Project/Site Name: NWIRP Bethpage – GM-38

Date: 8/21/12

Weather: Sunny 85°

Calibrated By: S. Lee

Instrument: YSI 556 MPS

Serial Number: 10F102346

Parameters	Morning Calibration Time: <u>1430</u>	Cal. Temperature °C	Afternoon Cal. Check Time: <u>1630</u>	Comments
Conductivity 1000 (µS/cm ²)	<u>993/1000</u>	<u>27.46</u>	<u>1050</u>	
pH (7)	<u>6.91/7.00</u>	<u>28.00</u>	<u>7.65</u>	
pH (4)	<u>4.04/4.00</u>	<u>27.05</u>	<u>4.12</u>	
pH (10)	<u>10.04/10.00</u>	<u>27.62</u>	<u>9.96</u>	
ORP (mv)	<u>410/400</u>	<u>27.61</u>	<u>425.0</u>	std. 400
Dissolved Oxygen (%)	<u>97.0/100.0</u>	<u>29.95</u>	<u>98.7</u>	
Zero Dissolved Oxygen (mg/L)	<u>—</u>	<u>—</u>	<u>—</u>	
Barometric Pressure (mmHg)	<u>760.0</u>		<u>762.2</u>	

pH Check (Every 3 hrs): Time: _____
 Standard: NA
 Reading: _____
 (NJ only)

Time: _____
 Standard: NA
 Reading: _____

Time: _____
 Standard: NA
 Reading: _____

Signature: Stacyher

Date: 8/21/12



Instrument Calibration Log

Project/Site Name: NWIRP Bethpage – GM-38

Date: 8/22/12

Weather: 80°F

Calibrated By: S. Lee

Instrument: YSI 556

Serial Number: 10F102340

Parameters	Morning Calibration Time: <u>0730</u>	Cal. Temperature °C	Afternoon Cal. Check Time: _____	Comments
Conductivity 1413 1000 (µS/cm ^o)	<u>1499 / 1413</u>	<u>20.56</u>	<u>1427</u>	
pH (7)	<u>7.02 / 7.06</u>	<u>21.73</u>	<u>6.91</u>	
pH (4)	<u>3.91 / 4.00</u>	<u>22.41</u>	<u>4.07</u>	
pH (10)	<u>10.20 / 10.03</u>	<u>21.60</u>	<u>9.89</u>	
ORP (mv)	<u>410.2 / 400.1</u>	<u>21.87</u>	<u>408.2</u>	<u>Standard 400</u>
Dissolved Oxygen (%)	<u>104.7% / 109.9%</u>		<u>96.2</u>	
Zero Dissolved Oxygen (mg/L)	<u>—</u>		<u>—</u>	
Barometric Pressure (mmHg)	<u>760.0</u>		<u>762.1</u>	

pH Check (Every 3 hrs): Time: _____
 Standard: NA
 Reading: _____
 (NJ only)

Time: _____
 Standard: NA
 Reading: _____

Time: _____
 Standard: NA
 Reading: _____

Signature: *S. Lee*

Date: 8/22/12



Instrument Calibration Log

Project/Site Name: NWIRP Bethpage – GM-38

Date: 8/22/12

Weather: 75°F Sunny

Calibrated By: S. Lee

Instrument: YSI 556

Serial Number: 09F10082E

Parameters	Morning Calibration Time: <u>0745</u>	Cal. Temperature °C	Afternoon Cal. Check Time: _____	Comments
Conductivity 1413 1000 (µS/cm²)	1536 / 1413	21.89	1480	
pH (7)	7.03 / 7.00	21.80	6.87	
pH (4)	4.26 / 4.21	21.79	4.12	
pH (10)	10.07 / 10.06	21.86	9.92	
ORP (mv)	415.3 / 400.0	22.74	412.2	400 cal
Dissolved Oxygen (%)	116.5 / 100.7	7	99.3	
Zero Dissolved Oxygen (mg/L)	_____	_____		
Barometric Pressure (mmHg)	764.9		765.1	

pH Check (Every 3 hrs): Time: _____
 Standard: NA
 Reading: _____
 (NJ only)

Time: _____
 Standard: NA
 Reading: _____

Time: _____
 Standard: NA
 Reading: _____

Signature: Stacy Lee

Date: 8/22/12



Instrument Calibration Log

Project/Site Name: NWIRP Bethpage GM-38

Calibrated By: SL

Instrument/Serial Number	Pre-Cal 1-AM (NTU)	Pre-Cal 1-PM (NTU)	Pre-Cal 10-AM (NTU)	Pre-Cal 10-PM (NTU)	Post-Cal 1-AM (NTU)	Post-Cal 1-PM (NTU)	Post-Cal 10-AM (NTU)	Post-Cal 10-PM (NTU)	Date
LaMotte 2020e / ME15044									Time: 8/21/12 0800
LaMotte 2020e ME13496	0.94	1.07	10.70	10.26	1.00	1.00	10.06	10.00	Time: 8/21/12 0800
ME13496	0.92	1.12	10.34	10.15	1.00	1.00	10.00	10.00	Time: 8/22/12 0730
									Time: &
									Time: &
									Time: &
									Time: &
									Time: &
									Time: &
									Time: &
									Time: &

Signature: Stacy Lisa

Date: 8/22/12



Analytical Laboratory Services, Inc.

Environmental • Industrial Hygiene • Field Services

34 Dogwood Lane • Middletown, PA 17057 • 717 944.5541 • Fax: 717 944 1430

CHAIN OF CUSTODY/ REQUEST FOR ANALYSIS

ALL SHADED AREAS MUST BE COMPLETED BY THE CLIENT / SAMPLER. INSTRUCTIONS ON THE BACK.

Page 1 of 2

Courier:

Tracking #:

COC#

Main form containing Co. Name, Contact, Address, Bill to, Project Name, TAT, Email, Sample Description/Location table, and various checkboxes for analysis and custody.



**CHAIN OF CUSTODY/
REQUEST FOR ANALYSIS**

Courier: _____

Tracking #: _____

COC# _____

ALL SHADED AREAS MUST BE COMPLETED BY THE CLIENT / SAMPLER. INSTRUCTIONS ON THE BACK.

Co. Name: H&S Environmental, Inc.
Contact (Report to): Jen Good **Phone:** 508.366.7442
Address: 160 E. Main St., Suite 2F
Westborough, MA 01581

Bill to (if different than Report to): Same **PO#:** 2031-107
Project Name#: NWIRP Bethpage GM-38 Qtrly LTM **ALSI Quote #:**

TAT: Normal-Standard TAT is 10-12 business days. **Date Required:**
 Rush-Subject to ALSI approval and surcharges. **Approved By:**

Email? -Y jgood@hsenv.com
Fax? -Y No.:

***Container Type	40 mL	500 mL	250 mL										
***Container Size	CG	PL	PL										
***Preservative	HCL	HNO3	-										

ANALYSES/METHOD REQUESTED

*G or C	**Matrix	TCL VOCs (Method 624)	Mercury (Method 245.1)	TSS (SM2540D)															
---------	----------	-----------------------	------------------------	---------------	--	--	--	--	--	--	--	--	--	--	--	--	--	--	--

Sample Description/Location <small>(as it will appear on the lab report)</small>	COC Comments	Sample Date	Military Time
1 NWIRP-GM-38-GW- RW3-MW2-082212-DUP		8/22/12	0000
2 NWIRP-GM-38-FB- 082212		8/22/12	1945
3 NWIRP-GM-38-TB- 082212			
4			
5			
6			
7			
8			

Enter Number of Containers Per Analysis																	

Receipt Information
(completed by Sample)

Performed by: _____ **INITIAL HERE**

Cooler Temp: _____
Therm. ID: _____
No. of Coolers: _____

Notes:

Correct containers?	Correct sample volume?	Correct preservation?	Headspace/Volatiles?	Circle appropriate Y or N.
<input type="checkbox"/>	<input type="checkbox"/>	<input type="checkbox"/>	<input type="checkbox"/>	

Custody seals Present?	(if present) Seals intact?	Received on ice?	COC Labels complete/accurate?	Container in good condition?
<input type="checkbox"/>	<input type="checkbox"/>	<input type="checkbox"/>	<input type="checkbox"/>	<input type="checkbox"/>

SAMPLED BY (Please Print): S Lee, J Good
LOGGED BY (signature): _____ **DATE:** _____ **TIME:** _____

REVIEWED BY (signature): _____ **DATE:** _____ **TIME:** _____

Relinquished By / Company Name	Date	Time	Received By / Company Name	Date	Time
1 [Signature] H&S	8/23/12	0830	2		
3			4		
5			6		
7			8		
9			10		

Data Deliverables

Standard
 CLP-like
 NJ-Reduced
 NJ-Full
 (other) _____

SDWA Forms?
yes
yes
yes
yes

State Samples Collected In?
MD
NJ
NY
PA

Other: _____
PWSID: _____

EDDs Required? If yes, format type: _____

DOD Criteria Required?

ALSI FIELD SERVICES

Pickup
 Labor
 Composite Sampling
 Rental Equipment
 Other: _____

* G=Grab; C=Composite **Matrix: AI=Air; DW=Drinking Water; GW=Groundwater; OI=Oil; OL=Other Liquid; SL=Sludge; SO=Soil; WP=Wipe; WW=Wastewater

APPENDIX D

DATA VALIDATION REPORTS AND VALIDATED DATA SUMMARY

VOLATILE ORGANIC COMPOUNDS
USEPA Region II –Data Validation

Project Name: Naval Weapons Industrial Reserve Plant, GM-38 Area-LTM

Location: 100 Broadway, Bethpage, NY

Project Number: 2031-108

SDG #: 9984738-HNW-049

Client: H&S Environmental, Inc.

Date: 10/02/2012

Laboratory: ALS Environmental, Middletown, PA

Reviewer: Samir A. Naguib

Summary:

1. Data validation was performed on the data for nine (9) water samples, one (1) trip blank and one (1) field blank analyzed for Volatiles by EPA Method 624.
2. The samples were collected on 08/21 and 22/2012. The samples were submitted to ALS Environmental, Middletown, PA on 08/24/2012 for analysis.
3. The USEPA Region II SOP HW-24, Revision No.: 2, August 2008, Validating Volatile Organic Compounds by Gas Chromatography/Mass Spectrometry, SW-846 Method 8260B; USEPA National Functional Guidelines for Organic Data Review, EPA 540/R-99/008, October 1999; EPA Method 624 and Quality Assurance Project Plan for GM-38 Area, Naval Weapons Industrial Reserve Plant, Bethpage, NY; September 3, 2009 were used in evaluating the Volatiles data in this summary report.
4. In general, the data are valid as reported and may be used for decision making purposes. Selected data points were qualified due to nonconformance of certain Quality Control criteria (See discussion below).

Samples:

The samples included in this review are listed below:

Client Sample ID	Laboratory Sample ID	Collection Date	Matrix	Sample Status
NWIRP-GM-38-GW-RW1-MW1-082112	9984738001	08/21/12	Water	
NWIRP-GM-38-GW-RW1-MW3-082212	9984738002	08/22/12	Water	
NWIRP-GM-38-GW-RW2-MW1-082112	9984738003	08/21/12	Water	
NWIRP-GM-38-GW-RW3-MW1-082212	9984738004	08/22/12	Water	
NWIRP-GM-38-GW-RW3-MW2-082212	9984738005	08/22/12	Water	
NWIRP-GM-38-GW-RW3-MW3-082212	9984738006	08/22/12	Water	
NWIRP-GM-38-GW-RW3-MW4-082212	9984738007	08/22/12	Water	
NWIRP-GM-38-GW-TP1-082112	9984738008	08/21/12	Water	
NWIRP-GM-38-GW-RW3-MW2-082212-DUP	9984738009	08/22/12	Water	Field Duplicate of sample NWIRP-GM-38-GW-RW3-MW2-082212
NWIRP-GM-38-FB-082212	9984738010	08/22/12	Water	Field Blank
NWIRP-GM-38-TB-082212	9984738011	08/22/12	Water	Trip Blank

Sample Conditions/Problems:

1. The Traffic Reports/Chain-of-Custody Records, Sampling Report and/or Laboratory Case Narrative did not indicate any problems with sample receipt, condition of samples, analytical problems or special circumstances affecting the quality of the data. No qualifications were required.

Holding Times:

1. All water samples were analyzed within 14days from sample collection. No qualifications were required.
2. All water samples were properly preserved (pH<2.0). No qualifications were required.

GC/MS Tuning:

1. All of the BFB tunes in the initial and continuing calibrations met the percent relative abundance criteria. No qualifications were required.

Initial Calibration:

1. Initial calibration curve analyzed on 08/027/2012 (ms03.i) exhibited acceptable %RSD and average RRF values for all compounds with the following exception(s):

Compound	RRF	%RSD
Acrolein ⁽¹⁾	0.0297	A

A= Acceptable

Client Sample ID	Laboratory Sample ID	Compound	Action
NWIRP-GM-38-GW-RW1-MW1-082112	9984738001	Acrolein	R
NWIRP-GM-38-GW-RW1-MW3-082212	9984738002	Acrolein	R
NWIRP-GM-38-GW-RW2-MW1-082112	9984738003	Acrolein	R
NWIRP-GM-38-GW-RW3-MW1-082212	9984738004	Acrolein	R
NWIRP-GM-38-GW-RW3-MW2-082212	9984738005	Acrolein	R
NWIRP-GM-38-GW-RW3-MW3-082212	9984738006	Acrolein	R
NWIRP-GM-38-GW-RW3-MW4-082212	9984738007	Acrolein	R
NWIRP-GM-38-GW-TP1-082112	9984738008	Acrolein	R
NWIRP-GM-38-GW-RW3-MW2-082212-DUP	9984738009	Acrolein	R
NWIRP-GM-38-FB-082212	9984738010	Acrolein	R
NWIRP-GM-38-TB-082212	9984738011	Acrolein	R

⁽¹⁾= R qualifier was applied due to RRF was <0.050.

Continuing Calibration Verification (CCV):

1. CCV analyzed on 08/28/2012 @ 10:58 AM (ms03.i) exhibited acceptable %Ds ($\leq 15.0\%$) for all compounds with the following exception(s):

Compound	RRF	%D
Acrolein ⁽¹⁾	0.0256	A
1,4-Dichlorobenzene	A	-16.2
Tetrachloroethene	A	-16.7

⁽¹⁾= Already qualified from ICAL

A= Acceptable

Client Sample ID	Laboratory Sample ID	Compound	Action
NWIRP-GM-38-GW-RW3-MW2-082212	9984738005	1,4-Dichlorobenzene Tetrachloroethene	UJ J

Surrogates:

1. All surrogates %REC values for all water samples and associated QC were within the laboratory control limits. No qualifications were required.

Internal Standard (IS) Area Performance:

1. All samples exhibited acceptable area count for all three internal standards. No qualifications were required.

Method Blank (MB), Storage Blank (SB), Trip Blank (TB), Field Blank (FB), Rinsate Blank (RB) and Equipment Blank (EB):

1. Method Blank (1027043) analyzed on 08/27/2012 was free of contamination. No qualifications were required.
2. Method Blank (1027759) analyzed on 08/28/2012 was free of contamination. No qualifications were required.
3. Field Blank (NWIRP-GM38-FB-082212) (9984738010) analyzed on 08/27/2012 was free of contamination. No qualifications were required.
4. Trip Blank (NWIRP-GM38-TB-082212) (9984738011) analyzed on 08/27/2012 was free of contamination. No qualifications were required.

Laboratory Control Sample (LCS)/ Laboratory Control Sample Duplicate (LCSD):

1. Laboratory Control Sample (1027044) was analyzed on 08/27/2012. All %RECs were within the laboratory control limits. No qualifications were required.
2. Laboratory Control Sample (1027760) was analyzed on 08/28/2012. All %RECs were within the laboratory control limits. No qualifications were required.

Field Duplicate:

1. Sample NWIRP-GM-38-GW-RW3-MW2-082212-DUP (9984738009) was collected as field duplicate for sample NWIRP-GM-38-GW-RW3-MW2-082212 (9984738005). All RPDs were $\leq 50.0\%$. No qualifications were required.

Field Sample	Analyte	Analytical Method	Result	Units	Field Duplicate	Result	Units	RPD	Qualifier
NWIRP-GM-38-GW-RW3-MW2-082212	cis-1,2-Dichloroethene	SW-846 8260B	1.6	µg/L	NWIRP-GM-38-GW-RW3-MW2-082212-DUP	1.5	µg/L	6.5	None
NWIRP-GM-38-GW-RW3-MW2-082212	Trichloroethene	SW-846 8260B	198	µg/L	NWIRP-GM-38-GW-RW3-MW2-082212-DUP	192	µg/L	3.1	None

Matrix Spike (MS)/ Matrix Spike Duplicate (MSD):

1. Matrix Spike (MS) and Matrix Spike Duplicate (MSD) were performed on sample NWIRP-GM-38-GW-RW3-MW2-082212 (9984738005). All %RECs and RPDs were within the laboratory control limits with the following exception(s):

Compound	%REC/%REC/RPD	Action
2-Chloroethylvinyl ether ⁽¹⁾	0/0/NA	R

NA= Not Applicable

⁽¹⁾= R qualifier was applied due to both MS and MSD were not recovered

Compound Quantitation and Reported Contract Required Quantitation Limits (CRQLs):

1. All results were within the linear calibration range. No qualifications were required.

Target Compound Identification:

1. Sample compound spectra were compared against the laboratory standard spectra. No qualifications were required.

Comments:

1. Validation qualifiers (if required) were entered into the EDD for SDG: 9984738-HNW-049.

MERCURY
USEPA Region II – Data Validation

Project Name: Naval Weapons Industrial Reserve Plant, GM-38 Area-LTM

Location: 100 Broadway, Bethpage, NY

Project Number: 2031-108

SDG #: 9984748-HNW-049

Client: H&S Environmental, Inc.

Date: 10/02/2012

Laboratory: ALS Environmental, Middletown, PA

Reviewer: Samir A. Naguib

Summary:

1. Data validation was performed on the data for nine (9) water samples and one (1) field blank analyzed for Mercury by EPA Method 245.1.
2. The samples were collected on 08/21 and 22/2012. The samples were submitted to ALS Environmental, Middletown, PA on 08/24/2012 for analysis.
3. The USEPA Region II SOP No. HW-2, Revision 13, September 2006, Validation of Metals for Contract Laboratory Program (CLP), SOW-ILM05.3 (SOP Revision 13); USEPA National Functional Guidelines for Inorganic Data Review, EPA 540-R-04-004, October 2004 and Quality Assurance Project Plan for GM-38 Area, Naval Weapons Industrial Reserve Plant, Bethpage, NY; September 3, 2009 were used in evaluating the Mercury data in this summary report.
4. In general, the data are valid as reported and may be used for decision making purposes. Selected data points were qualified due to nonconformance of certain Quality Control criteria (See discussion below).

Samples:

The samples included in this review are listed below:

Client Sample ID	Laboratory Sample ID	Collection Date	Matrix	Sample Status
NWIRP-GM-38-GW-RW1-MW1-082112	9984738001	08/21/12	Water	
NWIRP-GM-38-GW-RW1-MW3-082212	9984738002	08/22/12	Water	
NWIRP-GM-38-GW-RW2-MW1-082112	9984738003	08/21/12	Water	
NWIRP-GM-38-GW-RW3-MW1-082212	9984738004	08/22/12	Water	
NWIRP-GM-38-GW-RW3-MW2-082212	9984738005	08/22/12	Water	
NWIRP-GM-38-GW-RW3-MW3-082212	9984738006	08/22/12	Water	
NWIRP-GM-38-GW-RW3-MW4-082212	9984738007	08/22/12	Water	
NWIRP-GM-38-GW-TP1-082112	9984738008	08/21/12	Water	
NWIRP-GM-38-GW-RW3-MW2-082212-DUP	9984738009	08/22/12	Water	Field Duplicate of sample NWIRP-GM-38-GW-RW3-MW2-082212
NWIRP-GM-38-FB-082212	9984738010	08/22/12	Water	Field Blank

Sample Conditions/Problems:

1. The Traffic Reports/Chain-of-Custody Records, Sampling Report and/or Laboratory Case Narrative did not indicate any problems with sample receipt, condition of samples, analytical problems or special circumstances affecting the quality of the data. No qualifications were required.

Holding Times:

1. All water samples were digested and analyzed within the 28days holding times for Mercury. No qualifications were required.

Initial and Continuing Calibration Verification (ICV and CCV):

1. The correlation coefficient for Mercury calibration curve analyzed was ≥ 0.995 . No qualifications were required.
2. All ICVs and CCVs %REC values were within the QC limits (80-120%). No qualifications were required.

Blanks (Method Blank, ICB and CCB):

1. All ICBs and CCBs were free of contamination. No qualifications were required.
2. Method Blank (1029763) digested on 09/06/2012 was free of contamination. No qualifications were required.

Field Blank (FB) and Equipment Blank (EB):

1. Field Blank (NWIRP-GM-38-FB-082213) (9984738010) analyzed on 09/06/2012 was free of contamination. No qualifications were required.

Laboratory Control Sample (LCS)/ Laboratory Control Sample Duplicate (LCSD):

1. Mercury %REC in Laboratory Control Sample (1029764) analyzed on 09/06/2012 was within the laboratory control limits. No qualifications were required.

Field Duplicate:

1. Sample NWIRP-GM-38-GW-RW3-MW2-082212-DUP (9984738009) was collected as field duplicate for sample NWIRP-GM-38-GW-RW3-MW2-082212 (9984738005). Both samples were reported as non-detects. No qualifications were required.

Matrix Spike (MS)/ Matrix Spike Duplicate (MSD):

1. Matrix Spike (MS) and Matrix Spike Duplicate (MSD) were performed on sample NWIRP-GM-38-GW-RW3-MW2-082212 (9984738005). All %RECs and RPD were within the laboratory control limits with the following exception:

%R/%R/RPD	Sample Affected	Action
A/A/26.9	NWIRP-GM-38-GW-RW1-MW1-082112, NWIRP-GM-38-GW-RW1-MW3-082212	UJ
	NWIRP-GM-38-GW-RW2-MW1-082112, NWIRP-GM-38-GW-RW3-MW1-082212	UJ
	NWIRP-GM-38-GW-RW3-MW2-082212, NWIRP-GM-38-GW-RW3-MW3-082212	UJ
	NWIRP-GM-38-GW-RW3-MW4-082212, NWIRP-GM-38-GW-TP1-082112	UJ
	NWIRP-GM-38-GW-RW3-MW2-082212-DUP, NWIRP-GM-38-FB-082212	UJ

A= Acceptable

Compound Quantitation and Reported Detection Limits:

1. All sample results were reported within the linear calibration range. No qualifications were required.

Comments:

1. Validation qualifiers (if required) were entered into the EDD for SDG: 9984738-HNW-049.

GENERAL CHEMISTRY
USEPA Region II – Data Validation

Project Name: Naval Weapons Industrial Reserve Plant, GM-38 Area-LTM

Location: 100 Broadway, Bethpage, NY

Project Number: 2031-108

SDG #: 9984738-HNW-049

Client: H&S Environmental, Inc.

Date: 10/02/2012

Laboratory: ALS Environmental, Middletown, PA

Reviewer: Samir A. Naguib

Summary:

1. Data validation was performed on the data for nine (9) water samples analyzed for Solids, Total Suspended (TSS) by SM20th 2540D.
2. The samples were collected on 08/21 and 22/2012. The samples were submitted to ALS Environmental, Middletown, PA on 08/24/2012 for analysis.
3. The USEPA Region II SOP No. HW-2, Revision 13, September 2006, Validation of Metals for Contract Laboratory Program (CLP), SOW-ILM05.3 (SOP Revision 13); USEPA National Functional Guidelines for Inorganic Data Review, EPA 540-R-04-004, October 2004 and Quality Assurance Project Plan for GM-38 Area, Naval Weapons Industrial Reserve Plant, Bethpage, NY; September 3, 2009 were used in evaluating the Solids, Total Suspended data in this summary report.
4. In general, the data are valid as reported and may be used for decision making purposes. Selected data points were qualified due to nonconformance of certain Quality Control criteria (See discussion below).

Samples:

The samples included in this review are listed below:

Client Sample ID	Laboratory Sample ID	Collection Date	Matrix	Sample Status
NWIRP-GM-38-GW-RW1-MW1-082112	9984738001	08/21/12	Water	
NWIRP-GM-38-GW-RW1-MW3-082212	9984738002	08/22/12	Water	
NWIRP-GM-38-GW-RW2-MW1-082112	9984738003	08/21/12	Water	
NWIRP-GM-38-GW-RW3-MW1-082212	9984738004	08/22/12	Water	
NWIRP-GM-38-GW-RW3-MW2-082212	9984738005	08/22/12	Water	
NWIRP-GM-38-GW-RW3-MW3-082212	9984738006	08/22/12	Water	
NWIRP-GM-38-GW-RW3-MW4-082212	9984738007	08/22/12	Water	
NWIRP-GM-38-GW-TP1-082112	9984738008	08/21/12	Water	
NWIRP-GM-38-GW-RW3-MW2-082212-DUP	9984738009	08/22/12	Water	Field Duplicate of sample NWIRP-GM-38-GW-RW3-MW2-082212

Sample Conditions/Problems:

1. The Traffic Reports/Chain-of-Custody Records, Sampling Report and/or Laboratory Case Narrative did not indicate any problems with sample receipt, condition of samples, analytical problems or special circumstances affecting the quality of the data. No qualifications were required.

Holding Times:

1. All water samples were analyzed within the 7days holding times for Solids, Total Suspended. No qualifications were required.

Method Blank (MB), Storage Blank (SB), Field Blank (FB), Rinsate Blank (RB) and Equipment Blank (EB):

1. Method Blank (1026957) analyzed on 08/26/2012 was free of contamination. No qualifications were required.

Field Duplicate:

1. Sample NWIRP-GM-38-GW-RW3-MW2-082212-DUP (9984738009) was collected as field duplicate for sample NWIRP-GM-38-GW-RW3-MW2-082212 (9984738005). Both samples were reported as non-detects. No qualifications were required.

Laboratory Duplicate:

1. Laboratory Duplicate was performed on sample NWIRP-GM-38-GW-RW3-MW3-082212 (9984738006). RPD was 22% outside the laboratory control limit (<20%). No qualifications were required due to the sample result was < 5x the Limit Of Quantitation (LOQ) (5.0 mg/L) and the absolute difference was less than the LOQ. Therefore, No qualifications were required.

Compound Quantitation and Reported Detection Limits:

1. All sample results were reported within the linear calibration range. No qualifications were required.

Comments:

1. Validation qualifiers (if required) were entered into the EDD for SDG: 9984738-HNW-049.



**NWIRP BETHPAGE GM-38
AUGUST 2012 EVENT
DATA SUMMARY TABLE
AQUEOUS
SDG: 9984738, HNW-049**

Sample Name	Lab ID	Analytical Method	Sample Date	Dilution Factor	Analyte	Result	Unit	Qualifier	MDL	PQL
NWIRP-GM-38-GW-RW1-MW1-082112	9984738001	624	8/21/2012	1	Ethylbenzene	1	ug/L	U	0.16	1
NWIRP-GM-38-GW-RW1-MW1-082112	9984738001	624	8/21/2012	1	cis-1,3-Dichloropropene	1	ug/L	U	0.12	1
NWIRP-GM-38-GW-RW1-MW1-082112	9984738001	624	8/21/2012	1	trans-1,3-Dichloropropene	1	ug/L	U	0.14	1
NWIRP-GM-38-GW-RW1-MW1-082112	9984738001	624	8/21/2012	1	1,4-Dichlorobenzene	1	ug/L	U	0.15	1
NWIRP-GM-38-GW-RW1-MW1-082112	9984738001	624	8/21/2012	1	Acrolein	30	ug/L	R	2.4	30
NWIRP-GM-38-GW-RW1-MW1-082112	9984738001	624	8/21/2012	1	1,2-Dichloroethane	1	ug/L	U	0.22	1
NWIRP-GM-38-GW-RW1-MW1-082112	9984738001	624	8/21/2012	1	Acrylonitrile	5	ug/L	U	0.89	5
NWIRP-GM-38-GW-RW1-MW1-082112	9984738001	624	8/21/2012	1	Toluene	1	ug/L	U	0.12	1
NWIRP-GM-38-GW-RW1-MW1-082112	9984738001	624	8/21/2012	1	Chlorobenzene	1	ug/L	U	0.11	1
NWIRP-GM-38-GW-RW1-MW1-082112	9984738001	624	8/21/2012	1	2-Chloroethylvinyl ether	2	ug/L	U	0.28	2
NWIRP-GM-38-GW-RW1-MW1-082112	9984738001	624	8/21/2012	1	Chlorodibromomethane	1	ug/L	U	0.22	1
NWIRP-GM-38-GW-RW1-MW1-082112	9984738001	624	8/21/2012	1	Tetrachloroethene	1	ug/L	U	0.26	1
NWIRP-GM-38-GW-RW1-MW1-082112	9984738001	624	8/21/2012	1	cis-1,2-Dichloroethene	167	ug/L		0.26	1
NWIRP-GM-38-GW-RW1-MW1-082112	9984738001	624	8/21/2012	1	trans-1,2-Dichloroethene	2.4	ug/L		0.12	1
NWIRP-GM-38-GW-RW1-MW1-082112	9984738001	624	8/21/2012	1	1,3-Dichlorobenzene	1	ug/L	U	0.14	1
NWIRP-GM-38-GW-RW1-MW1-082112	9984738001	624	8/21/2012	1	1,3-Dichloropropene, Total	1	ug/L	U	0.19	1
NWIRP-GM-38-GW-RW1-MW1-082112	9984738001	624	8/21/2012	1	Carbon Tetrachloride	1	ug/L	U	0.24	1
NWIRP-GM-38-GW-RW1-MW1-082112	9984738001	624	8/21/2012	1	Chloroform	1	ug/L	U	0.15	1
NWIRP-GM-38-GW-RW1-MW1-082112	9984738001	624	8/21/2012	1	Benzene	1	ug/L	U	0.16	1
NWIRP-GM-38-GW-RW1-MW1-082112	9984738001	624	8/21/2012	1	1,1,1-Trichloroethane	0.99	ug/L	J	0.27	1
NWIRP-GM-38-GW-RW1-MW1-082112	9984738001	624	8/21/2012	1	Bromomethane	2	ug/L	U	0.27	2
NWIRP-GM-38-GW-RW1-MW1-082112	9984738001	624	8/21/2012	1	Chloromethane	1	ug/L	U	0.25	1
NWIRP-GM-38-GW-RW1-MW1-082112	9984738001	624	8/21/2012	1	Chloroethane	1	ug/L	U	0.24	1
NWIRP-GM-38-GW-RW1-MW1-082112	9984738001	624	8/21/2012	1	Vinyl Chloride	2	ug/L	U	0.24	2
NWIRP-GM-38-GW-RW1-MW1-082112	9984738001	624	8/21/2012	1	Methylene Chloride	1	ug/L	U	0.32	1
NWIRP-GM-38-GW-RW1-MW1-082112	9984738001	624	8/21/2012	1	Bromoform	2	ug/L	U	0.21	2
NWIRP-GM-38-GW-RW1-MW1-082112	9984738001	624	8/21/2012	1	Bromodichloromethane	1	ug/L	U	0.13	1
NWIRP-GM-38-GW-RW1-MW1-082112	9984738001	624	8/21/2012	1	1,1-Dichloroethane	5.3	ug/L		0.19	1
NWIRP-GM-38-GW-RW1-MW1-082112	9984738001	624	8/21/2012	1	1,1-Dichloroethene	2.8	ug/L		0.17	1



**NWIRP BETHPAGE GM-38
AUGUST 2012 EVENT
DATA SUMMARY TABLE
AQUEOUS
SDG: 9984738, HNW-049**

Sample Name	Lab ID	Analytical Method	Sample Date	Dilution Factor	Analyte	Result	Unit	Qualifier	MDL	PQL
NWIRP-GM-38-GW-RW1-MW1-082112	9984738001	624	8/21/2012	1	Trichlorofluoromethane	1	ug/L	U	0.21	1
NWIRP-GM-38-GW-RW1-MW1-082112	9984738001	624	8/21/2012	1	1,2-Dichloropropane	1	ug/L	U	0.24	1
NWIRP-GM-38-GW-RW1-MW1-082112	9984738001	624	8/21/2012	1	1,1,2-Trichloroethane	1	ug/L	U	0.3	1
NWIRP-GM-38-GW-RW1-MW1-082112	9984738001	624	8/21/2012	1	Trichloroethene	126	ug/L		0.21	1
NWIRP-GM-38-GW-RW1-MW1-082112	9984738001	624	8/21/2012	1	1,1,2,2-Tetrachloroethane	1	ug/L	U	0.22	1
NWIRP-GM-38-GW-RW1-MW1-082112	9984738001	624	8/21/2012	1	1,2-Dichlorobenzene	1	ug/L	U	0.2	1
NWIRP-GM-38-GW-RW1-MW1-082112	9984738001	245.1	8/21/2012	1	Mercury, Total	0.0005	mg/L	UJ	0.0002	0.0005
NWIRP-GM-38-GW-RW1-MW1-082112	9984738001	2540D	8/21/2012	1	Total Suspended Solids	6	mg/L		5	5
NWIRP-GM-38-GW-RW1-MW3-082212	9984738002	624	8/22/2012	1	Ethylbenzene	1	ug/L	U	0.16	1
NWIRP-GM-38-GW-RW1-MW3-082212	9984738002	624	8/22/2012	1	cis-1,3-Dichloropropene	1	ug/L	U	0.12	1
NWIRP-GM-38-GW-RW1-MW3-082212	9984738002	624	8/22/2012	1	trans-1,3-Dichloropropene	1	ug/L	U	0.14	1
NWIRP-GM-38-GW-RW1-MW3-082212	9984738002	624	8/22/2012	1	1,4-Dichlorobenzene	1	ug/L	U	0.15	1
NWIRP-GM-38-GW-RW1-MW3-082212	9984738002	624	8/22/2012	1	Acrolein	30	ug/L	R	2.4	30
NWIRP-GM-38-GW-RW1-MW3-082212	9984738002	624	8/22/2012	1	1,2-Dichloroethane	1	ug/L	U	0.22	1
NWIRP-GM-38-GW-RW1-MW3-082212	9984738002	624	8/22/2012	1	Acrylonitrile	5	ug/L	U	0.89	5
NWIRP-GM-38-GW-RW1-MW3-082212	9984738002	624	8/22/2012	1	Toluene	1	ug/L	U	0.12	1
NWIRP-GM-38-GW-RW1-MW3-082212	9984738002	624	8/22/2012	1	Chlorobenzene	1	ug/L	U	0.11	1
NWIRP-GM-38-GW-RW1-MW3-082212	9984738002	624	8/22/2012	1	2-Chloroethylvinyl ether	2	ug/L	U	0.28	2
NWIRP-GM-38-GW-RW1-MW3-082212	9984738002	624	8/22/2012	1	Chlorodibromomethane	1	ug/L	U	0.22	1
NWIRP-GM-38-GW-RW1-MW3-082212	9984738002	624	8/22/2012	1	Tetrachloroethene	0.97	ug/L	J	0.26	1
NWIRP-GM-38-GW-RW1-MW3-082212	9984738002	624	8/22/2012	1	cis-1,2-Dichloroethene	0.56	ug/L	J	0.26	1
NWIRP-GM-38-GW-RW1-MW3-082212	9984738002	624	8/22/2012	1	trans-1,2-Dichloroethene	1	ug/L	U	0.12	1
NWIRP-GM-38-GW-RW1-MW3-082212	9984738002	624	8/22/2012	1	1,3-Dichlorobenzene	1	ug/L	U	0.14	1
NWIRP-GM-38-GW-RW1-MW3-082212	9984738002	624	8/22/2012	1	1,3-Dichloropropene, Total	1	ug/L	U	0.19	1
NWIRP-GM-38-GW-RW1-MW3-082212	9984738002	624	8/22/2012	1	Carbon Tetrachloride	1	ug/L	U	0.24	1
NWIRP-GM-38-GW-RW1-MW3-082212	9984738002	624	8/22/2012	1	Chloroform	1	ug/L	U	0.15	1
NWIRP-GM-38-GW-RW1-MW3-082212	9984738002	624	8/22/2012	1	Benzene	1	ug/L	U	0.16	1
NWIRP-GM-38-GW-RW1-MW3-082212	9984738002	624	8/22/2012	1	1,1,1-Trichloroethane	1.9	ug/L		0.27	1
NWIRP-GM-38-GW-RW1-MW3-082212	9984738002	624	8/22/2012	1	Bromomethane	2	ug/L	U	0.27	2



NWIRP BETHPAGE GM-38
AUGUST 2012 EVENT
DATA SUMMARY TABLE
AQUEOUS
SDG: 9984738, HNW-049

Sample Name	Lab ID	Analytical Method	Sample Date	Dilution Factor	Analyte	Result	Unit	Qualifier	MDL	PQL
NWIRP-GM-38-GW-RW1-MW3-082212	9984738002	624	8/22/2012	1	Chloromethane	1	ug/L	U	0.25	1
NWIRP-GM-38-GW-RW1-MW3-082212	9984738002	624	8/22/2012	1	Chloroethane	1	ug/L	U	0.24	1
NWIRP-GM-38-GW-RW1-MW3-082212	9984738002	624	8/22/2012	1	Vinyl Chloride	2	ug/L	U	0.24	2
NWIRP-GM-38-GW-RW1-MW3-082212	9984738002	624	8/22/2012	1	Methylene Chloride	1	ug/L	U	0.32	1
NWIRP-GM-38-GW-RW1-MW3-082212	9984738002	624	8/22/2012	1	Bromoform	2	ug/L	U	0.21	2
NWIRP-GM-38-GW-RW1-MW3-082212	9984738002	624	8/22/2012	1	Bromodichloromethane	1	ug/L	U	0.13	1
NWIRP-GM-38-GW-RW1-MW3-082212	9984738002	624	8/22/2012	1	1,1-Dichloroethane	9.4	ug/L		0.19	1
NWIRP-GM-38-GW-RW1-MW3-082212	9984738002	624	8/22/2012	1	1,1-Dichloroethene	2.4	ug/L		0.17	1
NWIRP-GM-38-GW-RW1-MW3-082212	9984738002	624	8/22/2012	1	Trichlorofluoromethane	1	ug/L	U	0.21	1
NWIRP-GM-38-GW-RW1-MW3-082212	9984738002	624	8/22/2012	1	1,2-Dichloropropane	1	ug/L	U	0.24	1
NWIRP-GM-38-GW-RW1-MW3-082212	9984738002	624	8/22/2012	1	1,1,2-Trichloroethane	0.56	ug/L	J	0.3	1
NWIRP-GM-38-GW-RW1-MW3-082212	9984738002	624	8/22/2012	1	Trichloroethene	2.3	ug/L		0.21	1
NWIRP-GM-38-GW-RW1-MW3-082212	9984738002	624	8/22/2012	1	1,1,2,2-Tetrachloroethane	1	ug/L	U	0.22	1
NWIRP-GM-38-GW-RW1-MW3-082212	9984738002	624	8/22/2012	1	1,2-Dichlorobenzene	1	ug/L	U	0.2	1
NWIRP-GM-38-GW-RW1-MW3-082212	9984738002	245.1	8/22/2012	1	Mercury, Total	0.0005	mg/L	UJ	0.0002	0.0005
NWIRP-GM-38-GW-RW1-MW3-082212	9984738002	2540D	8/22/2012	1	Total Suspended Solids	5	mg/L	U	5	5
NWIRP-GM-38-GW-RW2-MW1-082112	9984738003	624	8/21/2012	1	Ethylbenzene	1	ug/L	U	0.16	1
NWIRP-GM-38-GW-RW2-MW1-082112	9984738003	624	8/21/2012	1	cis-1,3-Dichloropropene	1	ug/L	U	0.12	1
NWIRP-GM-38-GW-RW2-MW1-082112	9984738003	624	8/21/2012	1	trans-1,3-Dichloropropene	1	ug/L	U	0.14	1
NWIRP-GM-38-GW-RW2-MW1-082112	9984738003	624	8/21/2012	1	1,4-Dichlorobenzene	1	ug/L	U	0.15	1
NWIRP-GM-38-GW-RW2-MW1-082112	9984738003	624	8/21/2012	1	Acrolein	30	ug/L	R	2.4	30
NWIRP-GM-38-GW-RW2-MW1-082112	9984738003	624	8/21/2012	1	1,2-Dichloroethane	1	ug/L	U	0.22	1
NWIRP-GM-38-GW-RW2-MW1-082112	9984738003	624	8/21/2012	1	Acrylonitrile	5	ug/L	U	0.89	5
NWIRP-GM-38-GW-RW2-MW1-082112	9984738003	624	8/21/2012	1	Toluene	1	ug/L	U	0.12	1
NWIRP-GM-38-GW-RW2-MW1-082112	9984738003	624	8/21/2012	1	Chlorobenzene	1	ug/L	U	0.11	1
NWIRP-GM-38-GW-RW2-MW1-082112	9984738003	624	8/21/2012	1	2-Chloroethylvinyl ether	2	ug/L	U	0.28	2
NWIRP-GM-38-GW-RW2-MW1-082112	9984738003	624	8/21/2012	1	Chlorodibromomethane	1	ug/L	U	0.22	1
NWIRP-GM-38-GW-RW2-MW1-082112	9984738003	624	8/21/2012	1	Tetrachloroethene	1	ug/L	U	0.26	1
NWIRP-GM-38-GW-RW2-MW1-082112	9984738003	624	8/21/2012	1	cis-1,2-Dichloroethene	0.39	ug/L	J	0.26	1



NWIRP BETHPAGE GM-38
AUGUST 2012 EVENT
DATA SUMMARY TABLE
AQUEOUS
SDG: 9984738, HNW-049

Sample Name	Lab ID	Analytical Method	Sample Date	Dilution Factor	Analyte	Result	Unit	Qualifier	MDL	PQL
NWIRP-GM-38-GW-RW2-MW1-082112	9984738003	624	8/21/2012	1	trans-1,2-Dichloroethene	1	ug/L	U	0.12	1
NWIRP-GM-38-GW-RW2-MW1-082112	9984738003	624	8/21/2012	1	1,3-Dichlorobenzene	1	ug/L	U	0.14	1
NWIRP-GM-38-GW-RW2-MW1-082112	9984738003	624	8/21/2012	1	1,3-Dichloropropene, Total	1	ug/L	U	0.19	1
NWIRP-GM-38-GW-RW2-MW1-082112	9984738003	624	8/21/2012	1	Carbon Tetrachloride	1	ug/L	U	0.24	1
NWIRP-GM-38-GW-RW2-MW1-082112	9984738003	624	8/21/2012	1	Chloroform	1	ug/L	U	0.15	1
NWIRP-GM-38-GW-RW2-MW1-082112	9984738003	624	8/21/2012	1	Benzene	1	ug/L	U	0.16	1
NWIRP-GM-38-GW-RW2-MW1-082112	9984738003	624	8/21/2012	1	1,1,1-Trichloroethane	0.33	ug/L	J	0.27	1
NWIRP-GM-38-GW-RW2-MW1-082112	9984738003	624	8/21/2012	1	Bromomethane	2	ug/L	U	0.27	2
NWIRP-GM-38-GW-RW2-MW1-082112	9984738003	624	8/21/2012	1	Chloromethane	1	ug/L	U	0.25	1
NWIRP-GM-38-GW-RW2-MW1-082112	9984738003	624	8/21/2012	1	Chloroethane	1	ug/L	U	0.24	1
NWIRP-GM-38-GW-RW2-MW1-082112	9984738003	624	8/21/2012	1	Vinyl Chloride	2	ug/L	U	0.24	2
NWIRP-GM-38-GW-RW2-MW1-082112	9984738003	624	8/21/2012	1	Methylene Chloride	1	ug/L	U	0.32	1
NWIRP-GM-38-GW-RW2-MW1-082112	9984738003	624	8/21/2012	1	Bromoform	2	ug/L	U	0.21	2
NWIRP-GM-38-GW-RW2-MW1-082112	9984738003	624	8/21/2012	1	Bromodichloromethane	1	ug/L	U	0.13	1
NWIRP-GM-38-GW-RW2-MW1-082112	9984738003	624	8/21/2012	1	1,1-Dichloroethane	4.8	ug/L		0.19	1
NWIRP-GM-38-GW-RW2-MW1-082112	9984738003	624	8/21/2012	1	1,1-Dichloroethene	0.95	ug/L	J	0.17	1
NWIRP-GM-38-GW-RW2-MW1-082112	9984738003	624	8/21/2012	1	Trichlorofluoromethane	1	ug/L	U	0.21	1
NWIRP-GM-38-GW-RW2-MW1-082112	9984738003	624	8/21/2012	1	1,2-Dichloropropane	1	ug/L	U	0.24	1
NWIRP-GM-38-GW-RW2-MW1-082112	9984738003	624	8/21/2012	1	1,1,2-Trichloroethane	1	ug/L	U	0.3	1
NWIRP-GM-38-GW-RW2-MW1-082112	9984738003	624	8/21/2012	1	Trichloroethene	20.8	ug/L		0.21	1
NWIRP-GM-38-GW-RW2-MW1-082112	9984738003	624	8/21/2012	1	1,1,2,2-Tetrachloroethane	1	ug/L	U	0.22	1
NWIRP-GM-38-GW-RW2-MW1-082112	9984738003	624	8/21/2012	1	1,2-Dichlorobenzene	1	ug/L	U	0.2	1
NWIRP-GM-38-GW-RW2-MW1-082112	9984738003	245.1	8/21/2012	1	Mercury, Total	0.0005	mg/L	UJ	0.0002	0.0005
NWIRP-GM-38-GW-RW2-MW1-082112	9984738003	2540D	8/21/2012	1	Total Suspended Solids	12	mg/L		5	5
NWIRP-GM-38-GW-RW3-MW1-082212	9984738004	624	8/22/2012	1	Ethylbenzene	1	ug/L	U	0.16	1
NWIRP-GM-38-GW-RW3-MW1-082212	9984738004	624	8/22/2012	1	cis-1,3-Dichloropropene	1	ug/L	U	0.12	1
NWIRP-GM-38-GW-RW3-MW1-082212	9984738004	624	8/22/2012	1	trans-1,3-Dichloropropene	1	ug/L	U	0.14	1
NWIRP-GM-38-GW-RW3-MW1-082212	9984738004	624	8/22/2012	1	1,4-Dichlorobenzene	1	ug/L	U	0.15	1
NWIRP-GM-38-GW-RW3-MW1-082212	9984738004	624	8/22/2012	1	Acrolein	30	ug/L	R	2.4	30



NWIRP BETHPAGE GM-38
AUGUST 2012 EVENT
DATA SUMMARY TABLE
AQUEOUS
SDG: 9984738, HNW-049

Sample Name	Lab ID	Analytical Method	Sample Date	Dilution Factor	Analyte	Result	Unit	Qualifier	MDL	PQL
NWIRP-GM-38-GW-RW3-MW1-082212	9984738004	624	8/22/2012	1	1,2-Dichloroethane	1	ug/L	U	0.22	1
NWIRP-GM-38-GW-RW3-MW1-082212	9984738004	624	8/22/2012	1	Acrylonitrile	5	ug/L	U	0.89	5
NWIRP-GM-38-GW-RW3-MW1-082212	9984738004	624	8/22/2012	1	Toluene	1	ug/L	U	0.12	1
NWIRP-GM-38-GW-RW3-MW1-082212	9984738004	624	8/22/2012	1	Chlorobenzene	1	ug/L	U	0.11	1
NWIRP-GM-38-GW-RW3-MW1-082212	9984738004	624	8/22/2012	1	2-Chloroethylvinyl ether	2	ug/L	U	0.28	2
NWIRP-GM-38-GW-RW3-MW1-082212	9984738004	624	8/22/2012	1	Chlorodibromomethane	1	ug/L	U	0.22	1
NWIRP-GM-38-GW-RW3-MW1-082212	9984738004	624	8/22/2012	1	Tetrachloroethene	1	ug/L	U	0.26	1
NWIRP-GM-38-GW-RW3-MW1-082212	9984738004	624	8/22/2012	1	cis-1,2-Dichloroethene	0.36	ug/L	J	0.26	1
NWIRP-GM-38-GW-RW3-MW1-082212	9984738004	624	8/22/2012	1	trans-1,2-Dichloroethene	1	ug/L	U	0.12	1
NWIRP-GM-38-GW-RW3-MW1-082212	9984738004	624	8/22/2012	1	1,3-Dichlorobenzene	1	ug/L	U	0.14	1
NWIRP-GM-38-GW-RW3-MW1-082212	9984738004	624	8/22/2012	1	1,3-Dichloropropene, Total	1	ug/L	U	0.19	1
NWIRP-GM-38-GW-RW3-MW1-082212	9984738004	624	8/22/2012	1	Carbon Tetrachloride	1	ug/L	U	0.24	1
NWIRP-GM-38-GW-RW3-MW1-082212	9984738004	624	8/22/2012	1	Chloroform	1	ug/L	U	0.15	1
NWIRP-GM-38-GW-RW3-MW1-082212	9984738004	624	8/22/2012	1	Benzene	1	ug/L	U	0.16	1
NWIRP-GM-38-GW-RW3-MW1-082212	9984738004	624	8/22/2012	1	1,1,1-Trichloroethane	0.42	ug/L	J	0.27	1
NWIRP-GM-38-GW-RW3-MW1-082212	9984738004	624	8/22/2012	1	Bromomethane	2	ug/L	U	0.27	2
NWIRP-GM-38-GW-RW3-MW1-082212	9984738004	624	8/22/2012	1	Chloromethane	1	ug/L	U	0.25	1
NWIRP-GM-38-GW-RW3-MW1-082212	9984738004	624	8/22/2012	1	Chloroethane	1	ug/L	U	0.24	1
NWIRP-GM-38-GW-RW3-MW1-082212	9984738004	624	8/22/2012	1	Vinyl Chloride	2	ug/L	U	0.24	2
NWIRP-GM-38-GW-RW3-MW1-082212	9984738004	624	8/22/2012	1	Methylene Chloride	1	ug/L	U	0.32	1
NWIRP-GM-38-GW-RW3-MW1-082212	9984738004	624	8/22/2012	1	Bromoform	2	ug/L	U	0.21	2
NWIRP-GM-38-GW-RW3-MW1-082212	9984738004	624	8/22/2012	1	Bromodichloromethane	1	ug/L	U	0.13	1
NWIRP-GM-38-GW-RW3-MW1-082212	9984738004	624	8/22/2012	1	1,1-Dichloroethane	0.87	ug/L	J	0.19	1
NWIRP-GM-38-GW-RW3-MW1-082212	9984738004	624	8/22/2012	1	1,1-Dichloroethene	0.54	ug/L	J	0.17	1
NWIRP-GM-38-GW-RW3-MW1-082212	9984738004	624	8/22/2012	1	Trichlorofluoromethane	1	ug/L	U	0.21	1
NWIRP-GM-38-GW-RW3-MW1-082212	9984738004	624	8/22/2012	1	1,2-Dichloropropane	1	ug/L	U	0.24	1
NWIRP-GM-38-GW-RW3-MW1-082212	9984738004	624	8/22/2012	1	1,1,2-Trichloroethane	1	ug/L	U	0.3	1
NWIRP-GM-38-GW-RW3-MW1-082212	9984738004	624	8/22/2012	1	Trichloroethene	37.7	ug/L		0.21	1
NWIRP-GM-38-GW-RW3-MW1-082212	9984738004	624	8/22/2012	1	1,1,2,2-Tetrachloroethane	1	ug/L	U	0.22	1



**NWIRP BETHPAGE GM-38
AUGUST 2012 EVENT
DATA SUMMARY TABLE
AQUEOUS
SDG: 9984738, HNW-049**

Sample Name	Lab ID	Analytical Method	Sample Date	Dilution Factor	Analyte	Result	Unit	Qualifier	MDL	PQL
NWIRP-GM-38-GW-RW3-MW1-082212	9984738004	624	8/22/2012	1	1,2-Dichlorobenzene	1	ug/L	U	0.2	1
NWIRP-GM-38-GW-RW3-MW1-082212	9984738004	245.1	8/22/2012	1	Mercury, Total	0.0005	mg/L	UJ	0.0002	0.0005
NWIRP-GM-38-GW-RW3-MW1-082212	9984738004	2540D	8/22/2012	1	Total Suspended Solids	5	mg/L	U	5	5
NWIRP-GM-38-GW-RW3-MW2-082212	9984738005	624	8/22/2012	1	Ethylbenzene	1	ug/L	U	0.16	1
NWIRP-GM-38-GW-RW3-MW2-082212	9984738005	624	8/22/2012	1	cis-1,3-Dichloropropene	1	ug/L	U	0.12	1
NWIRP-GM-38-GW-RW3-MW2-082212	9984738005	624	8/22/2012	1	trans-1,3-Dichloropropene	1	ug/L	U	0.14	1
NWIRP-GM-38-GW-RW3-MW2-082212	9984738005	624	8/22/2012	1	1,4-Dichlorobenzene	1	ug/L	UJ	0.15	1
NWIRP-GM-38-GW-RW3-MW2-082212	9984738005	624	8/22/2012	1	Acrolein	30	ug/L	R	2.4	30
NWIRP-GM-38-GW-RW3-MW2-082212	9984738005	624	8/22/2012	1	1,2-Dichloroethane	1	ug/L	U	0.22	1
NWIRP-GM-38-GW-RW3-MW2-082212	9984738005	624	8/22/2012	1	Acrylonitrile	5	ug/L	U	0.89	5
NWIRP-GM-38-GW-RW3-MW2-082212	9984738005	624	8/22/2012	1	Toluene	1	ug/L	U	0.12	1
NWIRP-GM-38-GW-RW3-MW2-082212	9984738005	624	8/22/2012	1	Chlorobenzene	1	ug/L	U	0.11	1
NWIRP-GM-38-GW-RW3-MW2-082212	9984738005	624	8/22/2012	1	2-Chloroethylvinyl ether	2	ug/L	R	0.28	2
NWIRP-GM-38-GW-RW3-MW2-082212	9984738005	624	8/22/2012	1	Chlorodibromomethane	1	ug/L	U	0.22	1
NWIRP-GM-38-GW-RW3-MW2-082212	9984738005	624	8/22/2012	1	Tetrachloroethene	0.28	ug/L	J	0.26	1
NWIRP-GM-38-GW-RW3-MW2-082212	9984738005	624	8/22/2012	1	cis-1,2-Dichloroethene	1.6	ug/L		0.26	1
NWIRP-GM-38-GW-RW3-MW2-082212	9984738005	624	8/22/2012	1	trans-1,2-Dichloroethene	1	ug/L	U	0.12	1
NWIRP-GM-38-GW-RW3-MW2-082212	9984738005	624	8/22/2012	1	1,3-Dichlorobenzene	1	ug/L	U	0.14	1
NWIRP-GM-38-GW-RW3-MW2-082212	9984738005	624	8/22/2012	1	1,3-Dichloropropene, Total	1	ug/L	U	0.19	1
NWIRP-GM-38-GW-RW3-MW2-082212	9984738005	624	8/22/2012	1	Carbon Tetrachloride	1	ug/L	U	0.24	1
NWIRP-GM-38-GW-RW3-MW2-082212	9984738005	624	8/22/2012	1	Chloroform	1	ug/L	U	0.15	1
NWIRP-GM-38-GW-RW3-MW2-082212	9984738005	624	8/22/2012	1	Benzene	1	ug/L	U	0.16	1
NWIRP-GM-38-GW-RW3-MW2-082212	9984738005	624	8/22/2012	1	1,1,1-Trichloroethane	0.52	ug/L	J	0.27	1
NWIRP-GM-38-GW-RW3-MW2-082212	9984738005	624	8/22/2012	1	Bromomethane	2	ug/L	U	0.27	2
NWIRP-GM-38-GW-RW3-MW2-082212	9984738005	624	8/22/2012	1	Chloromethane	1	ug/L	U	0.25	1
NWIRP-GM-38-GW-RW3-MW2-082212	9984738005	624	8/22/2012	1	Chloroethane	1	ug/L	U	0.24	1
NWIRP-GM-38-GW-RW3-MW2-082212	9984738005	624	8/22/2012	1	Vinyl Chloride	2	ug/L	U	0.24	2
NWIRP-GM-38-GW-RW3-MW2-082212	9984738005	624	8/22/2012	1	Methylene Chloride	1	ug/L	U	0.32	1
NWIRP-GM-38-GW-RW3-MW2-082212	9984738005	624	8/22/2012	1	Bromoform	2	ug/L	U	0.21	2



NWIRP BETHPAGE GM-38
AUGUST 2012 EVENT
DATA SUMMARY TABLE
AQUEOUS
SDG: 9984738, HNW-049

Sample Name	Lab ID	Analytical Method	Sample Date	Dilution Factor	Analyte	Result	Unit	Qualifier	MDL	PQL
NWIRP-GM-38-GW-RW3-MW2-082212	9984738005	624	8/22/2012	1	Bromodichloromethane	1	ug/L	U	0.13	1
NWIRP-GM-38-GW-RW3-MW2-082212	9984738005	624	8/22/2012	1	1,1-Dichloroethane	0.74	ug/L	J	0.19	1
NWIRP-GM-38-GW-RW3-MW2-082212	9984738005	624	8/22/2012	1	1,1-Dichloroethene	0.49	ug/L	J	0.17	1
NWIRP-GM-38-GW-RW3-MW2-082212	9984738005	624	8/22/2012	1	Trichlorofluoromethane	1	ug/L	U	0.21	1
NWIRP-GM-38-GW-RW3-MW2-082212	9984738005	624	8/22/2012	1	1,2-Dichloropropane	1	ug/L	U	0.24	1
NWIRP-GM-38-GW-RW3-MW2-082212	9984738005	624	8/22/2012	1	1,1,2-Trichloroethane	1	ug/L	U	0.3	1
NWIRP-GM-38-GW-RW3-MW2-082212	9984738005	624	8/22/2012	1	Trichloroethene	198	ug/L		0.21	1
NWIRP-GM-38-GW-RW3-MW2-082212	9984738005	624	8/22/2012	1	1,1,2,2-Tetrachloroethane	1	ug/L	U	0.22	1
NWIRP-GM-38-GW-RW3-MW2-082212	9984738005	624	8/22/2012	1	1,2-Dichlorobenzene	1	ug/L	U	0.2	1
NWIRP-GM-38-GW-RW3-MW2-082212	9984738005	245.1	8/22/2012	1	Mercury, Total	0.0005	mg/L	UJ	0.0002	0.0005
NWIRP-GM-38-GW-RW3-MW2-082212	9984738005	2540D	8/22/2012	1	Total Suspended Solids	5	mg/L	U	5	5
NWIRP-GM-38-GW-RW3-MW3-082212	9984738006	624	8/22/2012	5	Ethylbenzene	5	ug/L	U	0.8	5
NWIRP-GM-38-GW-RW3-MW3-082212	9984738006	624	8/22/2012	5	cis-1,3-Dichloropropene	5	ug/L	U	0.6	5
NWIRP-GM-38-GW-RW3-MW3-082212	9984738006	624	8/22/2012	5	trans-1,3-Dichloropropene	5	ug/L	U	0.7	5
NWIRP-GM-38-GW-RW3-MW3-082212	9984738006	624	8/22/2012	5	1,4-Dichlorobenzene	5	ug/L	U	0.75	5
NWIRP-GM-38-GW-RW3-MW3-082212	9984738006	624	8/22/2012	5	Acrolein	150	ug/L	R	12	150
NWIRP-GM-38-GW-RW3-MW3-082212	9984738006	624	8/22/2012	5	1,2-Dichloroethane	5	ug/L	U	1.1	5
NWIRP-GM-38-GW-RW3-MW3-082212	9984738006	624	8/22/2012	5	Acrylonitrile	25	ug/L	U	4.5	25
NWIRP-GM-38-GW-RW3-MW3-082212	9984738006	624	8/22/2012	5	Toluene	5	ug/L	U	0.6	5
NWIRP-GM-38-GW-RW3-MW3-082212	9984738006	624	8/22/2012	5	Chlorobenzene	5	ug/L	U	0.55	5
NWIRP-GM-38-GW-RW3-MW3-082212	9984738006	624	8/22/2012	5	2-Chloroethylvinyl ether	10	ug/L	U	1.4	10
NWIRP-GM-38-GW-RW3-MW3-082212	9984738006	624	8/22/2012	5	Chlorodibromomethane	5	ug/L	U	1.1	5
NWIRP-GM-38-GW-RW3-MW3-082212	9984738006	624	8/22/2012	5	Tetrachloroethene	5	ug/L	U	1.3	5
NWIRP-GM-38-GW-RW3-MW3-082212	9984738006	624	8/22/2012	5	cis-1,2-Dichloroethene	1.8	ug/L	J	1.3	5
NWIRP-GM-38-GW-RW3-MW3-082212	9984738006	624	8/22/2012	5	trans-1,2-Dichloroethene	5	ug/L	U	0.6	5
NWIRP-GM-38-GW-RW3-MW3-082212	9984738006	624	8/22/2012	5	1,3-Dichlorobenzene	5	ug/L	U	0.7	5
NWIRP-GM-38-GW-RW3-MW3-082212	9984738006	624	8/22/2012	5	1,3-Dichloropropene, Total	5	ug/L	U	0.95	5
NWIRP-GM-38-GW-RW3-MW3-082212	9984738006	624	8/22/2012	5	Carbon Tetrachloride	5	ug/L	U	1.2	5
NWIRP-GM-38-GW-RW3-MW3-082212	9984738006	624	8/22/2012	5	Chloroform	5	ug/L	U	0.75	5



**NWIRP BETHPAGE GM-38
AUGUST 2012 EVENT
DATA SUMMARY TABLE
AQUEOUS
SDG: 9984738, HNW-049**

Sample Name	Lab ID	Analytical Method	Sample Date	Dilution Factor	Analyte	Result	Unit	Qualifier	MDL	PQL
NWIRP-GM-38-GW-RW3-MW3-082212	9984738006	624	8/22/2012	5	Benzene	5	ug/L	U	0.8	5
NWIRP-GM-38-GW-RW3-MW3-082212	9984738006	624	8/22/2012	5	1,1,1-Trichloroethane	5	ug/L	U	1.4	5
NWIRP-GM-38-GW-RW3-MW3-082212	9984738006	624	8/22/2012	5	Bromomethane	10	ug/L	U	1.4	10
NWIRP-GM-38-GW-RW3-MW3-082212	9984738006	624	8/22/2012	5	Chloromethane	5	ug/L	U	1.3	5
NWIRP-GM-38-GW-RW3-MW3-082212	9984738006	624	8/22/2012	5	Chloroethane	5	ug/L	U	1.2	5
NWIRP-GM-38-GW-RW3-MW3-082212	9984738006	624	8/22/2012	5	Vinyl Chloride	10	ug/L	U	1.2	10
NWIRP-GM-38-GW-RW3-MW3-082212	9984738006	624	8/22/2012	5	Methylene Chloride	5	ug/L	U	1.6	5
NWIRP-GM-38-GW-RW3-MW3-082212	9984738006	624	8/22/2012	5	Bromoform	10	ug/L	U	1.1	10
NWIRP-GM-38-GW-RW3-MW3-082212	9984738006	624	8/22/2012	5	Bromodichloromethane	5	ug/L	U	0.65	5
NWIRP-GM-38-GW-RW3-MW3-082212	9984738006	624	8/22/2012	5	1,1-Dichloroethane	5	ug/L	U	0.95	5
NWIRP-GM-38-GW-RW3-MW3-082212	9984738006	624	8/22/2012	5	1,1-Dichloroethene	1.4	ug/L	J	0.85	5
NWIRP-GM-38-GW-RW3-MW3-082212	9984738006	624	8/22/2012	5	Trichlorofluoromethane	5	ug/L	U	1.1	5
NWIRP-GM-38-GW-RW3-MW3-082212	9984738006	624	8/22/2012	5	1,2-Dichloropropane	5	ug/L	U	1.2	5
NWIRP-GM-38-GW-RW3-MW3-082212	9984738006	624	8/22/2012	5	1,1,2-Trichloroethane	5	ug/L	U	1.5	5
NWIRP-GM-38-GW-RW3-MW3-082212	9984738006	624	8/22/2012	5	Trichloroethene	248	ug/L		1.1	5
NWIRP-GM-38-GW-RW3-MW3-082212	9984738006	624	8/22/2012	5	1,1,2,2-Tetrachloroethane	5	ug/L	U	1.1	5
NWIRP-GM-38-GW-RW3-MW3-082212	9984738006	624	8/22/2012	5	1,2-Dichlorobenzene	5	ug/L	U	1	5
NWIRP-GM-38-GW-RW3-MW3-082212	9984738006	245.1	8/22/2012	1	Mercury, Total	0.0005	mg/L	UJ	0.0002	0.0005
NWIRP-GM-38-GW-RW3-MW3-082212	9984738006	2540D	8/22/2012	1	Total Suspended Solids	10	mg/L		5	5
NWIRP-GM-38-GW-RW3-MW4-082212	9984738007	624	8/22/2012	1	Ethylbenzene	1	ug/L	U	0.16	1
NWIRP-GM-38-GW-RW3-MW4-082212	9984738007	624	8/22/2012	1	cis-1,3-Dichloropropene	1	ug/L	U	0.12	1
NWIRP-GM-38-GW-RW3-MW4-082212	9984738007	624	8/22/2012	1	trans-1,3-Dichloropropene	1	ug/L	U	0.14	1
NWIRP-GM-38-GW-RW3-MW4-082212	9984738007	624	8/22/2012	1	1,4-Dichlorobenzene	1	ug/L	U	0.15	1
NWIRP-GM-38-GW-RW3-MW4-082212	9984738007	624	8/22/2012	1	Acrolein	30	ug/L	R	2.4	30
NWIRP-GM-38-GW-RW3-MW4-082212	9984738007	624	8/22/2012	1	1,2-Dichloroethane	1	ug/L	U	0.22	1
NWIRP-GM-38-GW-RW3-MW4-082212	9984738007	624	8/22/2012	1	Acrylonitrile	5	ug/L	U	0.89	5
NWIRP-GM-38-GW-RW3-MW4-082212	9984738007	624	8/22/2012	1	Toluene	1	ug/L	U	0.12	1
NWIRP-GM-38-GW-RW3-MW4-082212	9984738007	624	8/22/2012	1	Chlorobenzene	1	ug/L	U	0.11	1
NWIRP-GM-38-GW-RW3-MW4-082212	9984738007	624	8/22/2012	1	2-Chloroethylvinyl ether	2	ug/L	U	0.28	2



**NWIRP BETHPAGE GM-38
AUGUST 2012 EVENT
DATA SUMMARY TABLE
AQUEOUS
SDG: 9984738, HNW-049**

Sample Name	Lab ID	Analytical Method	Sample Date	Dilution Factor	Analyte	Result	Unit	Qualifier	MDL	PQL
NWIRP-GM-38-GW-RW3-MW4-082212	9984738007	624	8/22/2012	1	Chlorodibromomethane	1	ug/L	U	0.22	1
NWIRP-GM-38-GW-RW3-MW4-082212	9984738007	624	8/22/2012	1	Tetrachloroethene	1	ug/L	U	0.26	1
NWIRP-GM-38-GW-RW3-MW4-082212	9984738007	624	8/22/2012	1	cis-1,2-Dichloroethene	1	ug/L	U	0.26	1
NWIRP-GM-38-GW-RW3-MW4-082212	9984738007	624	8/22/2012	1	trans-1,2-Dichloroethene	1	ug/L	U	0.12	1
NWIRP-GM-38-GW-RW3-MW4-082212	9984738007	624	8/22/2012	1	1,3-Dichlorobenzene	1	ug/L	U	0.14	1
NWIRP-GM-38-GW-RW3-MW4-082212	9984738007	624	8/22/2012	1	1,3-Dichloropropene, Total	1	ug/L	U	0.19	1
NWIRP-GM-38-GW-RW3-MW4-082212	9984738007	624	8/22/2012	1	Carbon Tetrachloride	1	ug/L	U	0.24	1
NWIRP-GM-38-GW-RW3-MW4-082212	9984738007	624	8/22/2012	1	Chloroform	1	ug/L	U	0.15	1
NWIRP-GM-38-GW-RW3-MW4-082212	9984738007	624	8/22/2012	1	Benzene	1	ug/L	U	0.16	1
NWIRP-GM-38-GW-RW3-MW4-082212	9984738007	624	8/22/2012	1	1,1,1-Trichloroethane	1	ug/L	U	0.27	1
NWIRP-GM-38-GW-RW3-MW4-082212	9984738007	624	8/22/2012	1	Bromomethane	2	ug/L	U	0.27	2
NWIRP-GM-38-GW-RW3-MW4-082212	9984738007	624	8/22/2012	1	Chloromethane	1	ug/L	U	0.25	1
NWIRP-GM-38-GW-RW3-MW4-082212	9984738007	624	8/22/2012	1	Chloroethane	1	ug/L	U	0.24	1
NWIRP-GM-38-GW-RW3-MW4-082212	9984738007	624	8/22/2012	1	Vinyl Chloride	2	ug/L	U	0.24	2
NWIRP-GM-38-GW-RW3-MW4-082212	9984738007	624	8/22/2012	1	Methylene Chloride	1	ug/L	U	0.32	1
NWIRP-GM-38-GW-RW3-MW4-082212	9984738007	624	8/22/2012	1	Bromoform	2	ug/L	U	0.21	2
NWIRP-GM-38-GW-RW3-MW4-082212	9984738007	624	8/22/2012	1	Bromodichloromethane	1	ug/L	U	0.13	1
NWIRP-GM-38-GW-RW3-MW4-082212	9984738007	624	8/22/2012	1	1,1-Dichloroethane	1	ug/L	U	0.19	1
NWIRP-GM-38-GW-RW3-MW4-082212	9984738007	624	8/22/2012	1	1,1-Dichloroethene	1	ug/L	U	0.17	1
NWIRP-GM-38-GW-RW3-MW4-082212	9984738007	624	8/22/2012	1	Trichlorofluoromethane	1	ug/L	U	0.21	1
NWIRP-GM-38-GW-RW3-MW4-082212	9984738007	624	8/22/2012	1	1,2-Dichloropropane	1	ug/L	U	0.24	1
NWIRP-GM-38-GW-RW3-MW4-082212	9984738007	624	8/22/2012	1	1,1,2-Trichloroethane	1	ug/L	U	0.3	1
NWIRP-GM-38-GW-RW3-MW4-082212	9984738007	624	8/22/2012	1	Trichloroethene	5.5	ug/L		0.21	1
NWIRP-GM-38-GW-RW3-MW4-082212	9984738007	624	8/22/2012	1	1,1,2,2-Tetrachloroethane	1	ug/L	U	0.22	1
NWIRP-GM-38-GW-RW3-MW4-082212	9984738007	624	8/22/2012	1	1,2-Dichlorobenzene	1	ug/L	U	0.2	1
NWIRP-GM-38-GW-RW3-MW4-082212	9984738007	245.1	8/22/2012	1	Mercury, Total	0.0005	mg/L	UJ	0.0002	0.0005
NWIRP-GM-38-GW-RW3-MW4-082212	9984738007	2540D	8/22/2012	1	Total Suspended Solids	5	mg/L	U	5	5
NWIRP-GM-38-GW-TP1-082112	9984738008	624	8/21/2012	1	Ethylbenzene	1	ug/L	U	0.16	1
NWIRP-GM-38-GW-TP1-082112	9984738008	624	8/21/2012	1	cis-1,3-Dichloropropene	1	ug/L	U	0.12	1



NWIRP BETHPAGE GM-38
AUGUST 2012 EVENT
DATA SUMMARY TABLE
AQUEOUS
SDG: 9984738, HNW-049

Sample Name	Lab ID	Analytical Method	Sample Date	Dilution Factor	Analyte	Result	Unit	Qualifier	MDL	PQL
NWIRP-GM-38-GW-TP1-082112	9984738008	624	8/21/2012	1	trans-1,3-Dichloropropene	1	ug/L	U	0.14	1
NWIRP-GM-38-GW-TP1-082112	9984738008	624	8/21/2012	1	1,4-Dichlorobenzene	1	ug/L	U	0.15	1
NWIRP-GM-38-GW-TP1-082112	9984738008	624	8/21/2012	1	Acrolein	30	ug/L	R	2.4	30
NWIRP-GM-38-GW-TP1-082112	9984738008	624	8/21/2012	1	1,2-Dichloroethane	1	ug/L	U	0.22	1
NWIRP-GM-38-GW-TP1-082112	9984738008	624	8/21/2012	1	Acrylonitrile	5	ug/L	U	0.89	5
NWIRP-GM-38-GW-TP1-082112	9984738008	624	8/21/2012	1	Toluene	1	ug/L	U	0.12	1
NWIRP-GM-38-GW-TP1-082112	9984738008	624	8/21/2012	1	Chlorobenzene	1	ug/L	U	0.11	1
NWIRP-GM-38-GW-TP1-082112	9984738008	624	8/21/2012	1	2-Chloroethylvinyl ether	2	ug/L	U	0.28	2
NWIRP-GM-38-GW-TP1-082112	9984738008	624	8/21/2012	1	Chlorodibromomethane	1	ug/L	U	0.22	1
NWIRP-GM-38-GW-TP1-082112	9984738008	624	8/21/2012	1	Tetrachloroethene	4	ug/L		0.26	1
NWIRP-GM-38-GW-TP1-082112	9984738008	624	8/21/2012	1	cis-1,2-Dichloroethene	16.1	ug/L		0.26	1
NWIRP-GM-38-GW-TP1-082112	9984738008	624	8/21/2012	1	trans-1,2-Dichloroethene	0.35	ug/L	J	0.12	1
NWIRP-GM-38-GW-TP1-082112	9984738008	624	8/21/2012	1	1,3-Dichlorobenzene	1	ug/L	U	0.14	1
NWIRP-GM-38-GW-TP1-082112	9984738008	624	8/21/2012	1	1,3-Dichloropropene, Total	1	ug/L	U	0.19	1
NWIRP-GM-38-GW-TP1-082112	9984738008	624	8/21/2012	1	Carbon Tetrachloride	1	ug/L	U	0.24	1
NWIRP-GM-38-GW-TP1-082112	9984738008	624	8/21/2012	1	Chloroform	1	ug/L	U	0.15	1
NWIRP-GM-38-GW-TP1-082112	9984738008	624	8/21/2012	1	Benzene	1	ug/L	U	0.16	1
NWIRP-GM-38-GW-TP1-082112	9984738008	624	8/21/2012	1	1,1,1-Trichloroethane	0.86	ug/L	J	0.27	1
NWIRP-GM-38-GW-TP1-082112	9984738008	624	8/21/2012	1	Bromomethane	2	ug/L	U	0.27	2
NWIRP-GM-38-GW-TP1-082112	9984738008	624	8/21/2012	1	Chloromethane	1	ug/L	U	0.25	1
NWIRP-GM-38-GW-TP1-082112	9984738008	624	8/21/2012	1	Chloroethane	1	ug/L	U	0.24	1
NWIRP-GM-38-GW-TP1-082112	9984738008	624	8/21/2012	1	Vinyl Chloride	2	ug/L	U	0.24	2
NWIRP-GM-38-GW-TP1-082112	9984738008	624	8/21/2012	1	Methylene Chloride	1	ug/L	U	0.32	1
NWIRP-GM-38-GW-TP1-082112	9984738008	624	8/21/2012	1	Bromoform	2	ug/L	U	0.21	2
NWIRP-GM-38-GW-TP1-082112	9984738008	624	8/21/2012	1	Bromodichloromethane	1	ug/L	U	0.13	1
NWIRP-GM-38-GW-TP1-082112	9984738008	624	8/21/2012	1	1,1-Dichloroethane	3.4	ug/L		0.19	1
NWIRP-GM-38-GW-TP1-082112	9984738008	624	8/21/2012	1	1,1-Dichloroethene	1.1	ug/L		0.17	1
NWIRP-GM-38-GW-TP1-082112	9984738008	624	8/21/2012	1	Trichlorofluoromethane	1	ug/L	U	0.21	1
NWIRP-GM-38-GW-TP1-082112	9984738008	624	8/21/2012	1	1,2-Dichloropropane	1	ug/L	U	0.24	1



**NWIRP BETHPAGE GM-38
AUGUST 2012 EVENT
DATA SUMMARY TABLE
AQUEOUS
SDG: 9984738, HNW-049**

Sample Name	Lab ID	Analytical Method	Sample Date	Dilution Factor	Analyte	Result	Unit	Qualifier	MDL	PQL
NWIRP-GM-38-GW-TP1-082112	9984738008	624	8/21/2012	1	1,1,2-Trichloroethane	1	ug/L	U	0.3	1
NWIRP-GM-38-GW-TP1-082112	9984738008	624	8/21/2012	1	Trichloroethene	27.9	ug/L		0.21	1
NWIRP-GM-38-GW-TP1-082112	9984738008	624	8/21/2012	1	1,1,2,2-Tetrachloroethane	1	ug/L	U	0.22	1
NWIRP-GM-38-GW-TP1-082112	9984738008	624	8/21/2012	1	1,2-Dichlorobenzene	1	ug/L	U	0.2	1
NWIRP-GM-38-GW-TP1-082112	9984738008	245.1	8/21/2012	1	Mercury, Total	0.0005	mg/L	UJ	0.0002	0.0005
NWIRP-GM-38-GW-TP1-082112	9984738008	2540D	8/21/2012	1	Total Suspended Solids	5	mg/L	U	5	5
NWIRP-GM-38-GW-RW3-MW2-082212D	9984738009	624	8/22/2012	1	Ethylbenzene	1	ug/L	U	0.16	1
NWIRP-GM-38-GW-RW3-MW2-082212D	9984738009	624	8/22/2012	1	cis-1,3-Dichloropropene	1	ug/L	U	0.12	1
NWIRP-GM-38-GW-RW3-MW2-082212D	9984738009	624	8/22/2012	1	trans-1,3-Dichloropropene	1	ug/L	U	0.14	1
NWIRP-GM-38-GW-RW3-MW2-082212D	9984738009	624	8/22/2012	1	1,4-Dichlorobenzene	1	ug/L	U	0.15	1
NWIRP-GM-38-GW-RW3-MW2-082212D	9984738009	624	8/22/2012	1	Acrolein	30	ug/L	R	2.4	30
NWIRP-GM-38-GW-RW3-MW2-082212D	9984738009	624	8/22/2012	1	1,2-Dichloroethane	1	ug/L	U	0.22	1
NWIRP-GM-38-GW-RW3-MW2-082212D	9984738009	624	8/22/2012	1	Acrylonitrile	5	ug/L	U	0.89	5
NWIRP-GM-38-GW-RW3-MW2-082212D	9984738009	624	8/22/2012	1	Toluene	1	ug/L	U	0.12	1
NWIRP-GM-38-GW-RW3-MW2-082212D	9984738009	624	8/22/2012	1	Chlorobenzene	1	ug/L	U	0.11	1
NWIRP-GM-38-GW-RW3-MW2-082212D	9984738009	624	8/22/2012	1	2-Chloroethylvinyl ether	2	ug/L	U	0.28	2
NWIRP-GM-38-GW-RW3-MW2-082212D	9984738009	624	8/22/2012	1	Chlorodibromomethane	1	ug/L	U	0.22	1
NWIRP-GM-38-GW-RW3-MW2-082212D	9984738009	624	8/22/2012	1	Tetrachloroethene	1	ug/L	U	0.26	1
NWIRP-GM-38-GW-RW3-MW2-082212D	9984738009	624	8/22/2012	1	cis-1,2-Dichloroethene	1.5	ug/L		0.26	1
NWIRP-GM-38-GW-RW3-MW2-082212D	9984738009	624	8/22/2012	1	trans-1,2-Dichloroethene	1	ug/L	U	0.12	1
NWIRP-GM-38-GW-RW3-MW2-082212D	9984738009	624	8/22/2012	1	1,3-Dichlorobenzene	1	ug/L	U	0.14	1
NWIRP-GM-38-GW-RW3-MW2-082212D	9984738009	624	8/22/2012	1	1,3-Dichloropropene, Total	1	ug/L	U	0.19	1
NWIRP-GM-38-GW-RW3-MW2-082212D	9984738009	624	8/22/2012	1	Carbon Tetrachloride	1	ug/L	U	0.24	1
NWIRP-GM-38-GW-RW3-MW2-082212D	9984738009	624	8/22/2012	1	Chloroform	1	ug/L	U	0.15	1
NWIRP-GM-38-GW-RW3-MW2-082212D	9984738009	624	8/22/2012	1	Benzene	1	ug/L	U	0.16	1
NWIRP-GM-38-GW-RW3-MW2-082212D	9984738009	624	8/22/2012	1	1,1,1-Trichloroethane	0.49	ug/L	J	0.27	1
NWIRP-GM-38-GW-RW3-MW2-082212D	9984738009	624	8/22/2012	1	Bromomethane	2	ug/L	U	0.27	2
NWIRP-GM-38-GW-RW3-MW2-082212D	9984738009	624	8/22/2012	1	Chloromethane	1	ug/L	U	0.25	1
NWIRP-GM-38-GW-RW3-MW2-082212D	9984738009	624	8/22/2012	1	Chloroethane	1	ug/L	U	0.24	1



**NWIRP BETHPAGE GM-38
AUGUST 2012 EVENT
DATA SUMMARY TABLE
AQUEOUS
SDG: 9984738, HNW-049**

Sample Name	Lab ID	Analytical Method	Sample Date	Dilution Factor	Analyte	Result	Unit	Qualifier	MDL	PQL
NWIRP-GM-38-GW-RW3-MW2-082212D	9984738009	624	8/22/2012	1	Vinyl Chloride	2	ug/L	U	0.24	2
NWIRP-GM-38-GW-RW3-MW2-082212D	9984738009	624	8/22/2012	1	Methylene Chloride	1	ug/L	U	0.32	1
NWIRP-GM-38-GW-RW3-MW2-082212D	9984738009	624	8/22/2012	1	Bromoform	2	ug/L	U	0.21	2
NWIRP-GM-38-GW-RW3-MW2-082212D	9984738009	624	8/22/2012	1	Bromodichloromethane	1	ug/L	U	0.13	1
NWIRP-GM-38-GW-RW3-MW2-082212D	9984738009	624	8/22/2012	1	1,1-Dichloroethane	0.73	ug/L	J	0.19	1
NWIRP-GM-38-GW-RW3-MW2-082212D	9984738009	624	8/22/2012	1	1,1-Dichloroethene	0.49	ug/L	J	0.17	1
NWIRP-GM-38-GW-RW3-MW2-082212D	9984738009	624	8/22/2012	1	Trichlorofluoromethane	1	ug/L	U	0.21	1
NWIRP-GM-38-GW-RW3-MW2-082212D	9984738009	624	8/22/2012	1	1,2-Dichloropropane	1	ug/L	U	0.24	1
NWIRP-GM-38-GW-RW3-MW2-082212D	9984738009	624	8/22/2012	1	1,1,2-Trichloroethane	1	ug/L	U	0.3	1
NWIRP-GM-38-GW-RW3-MW2-082212D	9984738009	624	8/22/2012	1	Trichloroethene	192	ug/L		0.21	1
NWIRP-GM-38-GW-RW3-MW2-082212D	9984738009	624	8/22/2012	1	1,1,2,2-Tetrachloroethane	1	ug/L	U	0.22	1
NWIRP-GM-38-GW-RW3-MW2-082212D	9984738009	624	8/22/2012	1	1,2-Dichlorobenzene	1	ug/L	U	0.2	1
NWIRP-GM-38-GW-RW3-MW2-082212D	9984738009	245.1	8/22/2012	1	Mercury, Total	0.0005	mg/L	UJ	0.0002	0.0005
NWIRP-GM-38-GW-RW3-MW2-082212D	9984738009	2540D	8/22/2012	1	Total Suspended Solids	5	mg/L	U	5	5
NWIRP-GM-38-FB-082212	9984738010	624	8/22/2012	1	Ethylbenzene	1	ug/L	U	0.16	1
NWIRP-GM-38-FB-082212	9984738010	624	8/22/2012	1	cis-1,3-Dichloropropene	1	ug/L	U	0.12	1
NWIRP-GM-38-FB-082212	9984738010	624	8/22/2012	1	trans-1,3-Dichloropropene	1	ug/L	U	0.14	1
NWIRP-GM-38-FB-082212	9984738010	624	8/22/2012	1	1,4-Dichlorobenzene	1	ug/L	U	0.15	1
NWIRP-GM-38-FB-082212	9984738010	624	8/22/2012	1	Acrolein	30	ug/L	R	2.4	30
NWIRP-GM-38-FB-082212	9984738010	624	8/22/2012	1	1,2-Dichloroethane	1	ug/L	U	0.22	1
NWIRP-GM-38-FB-082212	9984738010	624	8/22/2012	1	Acrylonitrile	5	ug/L	U	0.89	5
NWIRP-GM-38-FB-082212	9984738010	624	8/22/2012	1	Toluene	1	ug/L	U	0.12	1
NWIRP-GM-38-FB-082212	9984738010	624	8/22/2012	1	Chlorobenzene	1	ug/L	U	0.11	1
NWIRP-GM-38-FB-082212	9984738010	624	8/22/2012	1	2-Chloroethylvinyl ether	2	ug/L	U	0.28	2
NWIRP-GM-38-FB-082212	9984738010	624	8/22/2012	1	Chlorodibromomethane	1	ug/L	U	0.22	1
NWIRP-GM-38-FB-082212	9984738010	624	8/22/2012	1	Tetrachloroethene	1	ug/L	U	0.26	1
NWIRP-GM-38-FB-082212	9984738010	624	8/22/2012	1	cis-1,2-Dichloroethene	1	ug/L	U	0.26	1
NWIRP-GM-38-FB-082212	9984738010	624	8/22/2012	1	trans-1,2-Dichloroethene	1	ug/L	U	0.12	1
NWIRP-GM-38-FB-082212	9984738010	624	8/22/2012	1	1,3-Dichlorobenzene	1	ug/L	U	0.14	1



**NWIRP BETHPAGE GM-38
AUGUST 2012 EVENT
DATA SUMMARY TABLE
AQUEOUS
SDG: 9984738, HNW-049**

Sample Name	Lab ID	Analytical Method	Sample Date	Dilution Factor	Analyte	Result	Unit	Qualifier	MDL	PQL
NWIRP-GM-38-FB-082212	9984738010	624	8/22/2012	1	1,3-Dichloropropene, Total	1	ug/L	U	0.19	1
NWIRP-GM-38-FB-082212	9984738010	624	8/22/2012	1	Carbon Tetrachloride	1	ug/L	U	0.24	1
NWIRP-GM-38-FB-082212	9984738010	624	8/22/2012	1	Chloroform	1	ug/L	U	0.15	1
NWIRP-GM-38-FB-082212	9984738010	624	8/22/2012	1	Benzene	1	ug/L	U	0.16	1
NWIRP-GM-38-FB-082212	9984738010	624	8/22/2012	1	1,1,1-Trichloroethane	1	ug/L	U	0.27	1
NWIRP-GM-38-FB-082212	9984738010	624	8/22/2012	1	Bromomethane	2	ug/L	U	0.27	2
NWIRP-GM-38-FB-082212	9984738010	624	8/22/2012	1	Chloromethane	1	ug/L	U	0.25	1
NWIRP-GM-38-FB-082212	9984738010	624	8/22/2012	1	Chloroethane	1	ug/L	U	0.24	1
NWIRP-GM-38-FB-082212	9984738010	624	8/22/2012	1	Vinyl Chloride	2	ug/L	U	0.24	2
NWIRP-GM-38-FB-082212	9984738010	624	8/22/2012	1	Methylene Chloride	1	ug/L	U	0.32	1
NWIRP-GM-38-FB-082212	9984738010	624	8/22/2012	1	Bromoform	2	ug/L	U	0.21	2
NWIRP-GM-38-FB-082212	9984738010	624	8/22/2012	1	Bromodichloromethane	1	ug/L	U	0.13	1
NWIRP-GM-38-FB-082212	9984738010	624	8/22/2012	1	1,1-Dichloroethane	1	ug/L	U	0.19	1
NWIRP-GM-38-FB-082212	9984738010	624	8/22/2012	1	1,1-Dichloroethene	1	ug/L	U	0.17	1
NWIRP-GM-38-FB-082212	9984738010	624	8/22/2012	1	Trichlorofluoromethane	1	ug/L	U	0.21	1
NWIRP-GM-38-FB-082212	9984738010	624	8/22/2012	1	1,2-Dichloropropane	1	ug/L	U	0.24	1
NWIRP-GM-38-FB-082212	9984738010	624	8/22/2012	1	1,1,2-Trichloroethane	1	ug/L	U	0.3	1
NWIRP-GM-38-FB-082212	9984738010	624	8/22/2012	1	Trichloroethene	1	ug/L	U	0.21	1
NWIRP-GM-38-FB-082212	9984738010	624	8/22/2012	1	1,1,2,2-Tetrachloroethane	1	ug/L	U	0.22	1
NWIRP-GM-38-FB-082212	9984738010	624	8/22/2012	1	1,2-Dichlorobenzene	1	ug/L	U	0.2	1
NWIRP-GM-38-FB-082212	9984738010	245.1	8/22/2012	1	Mercury, Total	0.0005	mg/L	UJ	0.0002	0.0005
NWIRP-GM-38-TB-082212	9984738011	624	8/22/2012	1	Ethylbenzene	1	ug/L	U	0.16	1
NWIRP-GM-38-TB-082212	9984738011	624	8/22/2012	1	cis-1,3-Dichloropropene	1	ug/L	U	0.12	1
NWIRP-GM-38-TB-082212	9984738011	624	8/22/2012	1	trans-1,3-Dichloropropene	1	ug/L	U	0.14	1
NWIRP-GM-38-TB-082212	9984738011	624	8/22/2012	1	1,4-Dichlorobenzene	1	ug/L	U	0.15	1
NWIRP-GM-38-TB-082212	9984738011	624	8/22/2012	1	Acrolein	30	ug/L	R	2.4	30
NWIRP-GM-38-TB-082212	9984738011	624	8/22/2012	1	1,2-Dichloroethane	1	ug/L	U	0.22	1
NWIRP-GM-38-TB-082212	9984738011	624	8/22/2012	1	Acrylonitrile	5	ug/L	U	0.89	5
NWIRP-GM-38-TB-082212	9984738011	624	8/22/2012	1	Toluene	1	ug/L	U	0.12	1



NWIRP BETHPAGE GM-38
AUGUST 2012 EVENT
DATA SUMMARY TABLE
AQUEOUS
SDG: 9984738, HNW-049

Sample Name	Lab ID	Analytical Method	Sample Date	Dilution Factor	Analyte	Result	Unit	Qualifier	MDL	PQL
NWIRP-GM-38-TB-082212	9984738011	624	8/22/2012	1	Chlorobenzene	1	ug/L	U	0.11	1
NWIRP-GM-38-TB-082212	9984738011	624	8/22/2012	1	2-Chloroethylvinyl ether	2	ug/L	U	0.28	2
NWIRP-GM-38-TB-082212	9984738011	624	8/22/2012	1	Chlorodibromomethane	1	ug/L	U	0.22	1
NWIRP-GM-38-TB-082212	9984738011	624	8/22/2012	1	Tetrachloroethene	1	ug/L	U	0.26	1
NWIRP-GM-38-TB-082212	9984738011	624	8/22/2012	1	cis-1,2-Dichloroethene	1	ug/L	U	0.26	1
NWIRP-GM-38-TB-082212	9984738011	624	8/22/2012	1	trans-1,2-Dichloroethene	1	ug/L	U	0.12	1
NWIRP-GM-38-TB-082212	9984738011	624	8/22/2012	1	1,3-Dichlorobenzene	1	ug/L	U	0.14	1
NWIRP-GM-38-TB-082212	9984738011	624	8/22/2012	1	1,3-Dichloropropene, Total	1	ug/L	U	0.19	1
NWIRP-GM-38-TB-082212	9984738011	624	8/22/2012	1	Carbon Tetrachloride	1	ug/L	U	0.24	1
NWIRP-GM-38-TB-082212	9984738011	624	8/22/2012	1	Chloroform	1	ug/L	U	0.15	1
NWIRP-GM-38-TB-082212	9984738011	624	8/22/2012	1	Benzene	1	ug/L	U	0.16	1
NWIRP-GM-38-TB-082212	9984738011	624	8/22/2012	1	1,1,1-Trichloroethane	1	ug/L	U	0.27	1
NWIRP-GM-38-TB-082212	9984738011	624	8/22/2012	1	Bromomethane	2	ug/L	U	0.27	2
NWIRP-GM-38-TB-082212	9984738011	624	8/22/2012	1	Chloromethane	1	ug/L	U	0.25	1
NWIRP-GM-38-TB-082212	9984738011	624	8/22/2012	1	Chloroethane	1	ug/L	U	0.24	1
NWIRP-GM-38-TB-082212	9984738011	624	8/22/2012	1	Vinyl Chloride	2	ug/L	U	0.24	2
NWIRP-GM-38-TB-082212	9984738011	624	8/22/2012	1	Methylene Chloride	1	ug/L	U	0.32	1
NWIRP-GM-38-TB-082212	9984738011	624	8/22/2012	1	Bromoform	2	ug/L	U	0.21	2
NWIRP-GM-38-TB-082212	9984738011	624	8/22/2012	1	Bromodichloromethane	1	ug/L	U	0.13	1
NWIRP-GM-38-TB-082212	9984738011	624	8/22/2012	1	1,1-Dichloroethane	1	ug/L	U	0.19	1
NWIRP-GM-38-TB-082212	9984738011	624	8/22/2012	1	1,1-Dichloroethene	1	ug/L	U	0.17	1
NWIRP-GM-38-TB-082212	9984738011	624	8/22/2012	1	Trichlorofluoromethane	1	ug/L	U	0.21	1
NWIRP-GM-38-TB-082212	9984738011	624	8/22/2012	1	1,2-Dichloropropane	1	ug/L	U	0.24	1
NWIRP-GM-38-TB-082212	9984738011	624	8/22/2012	1	1,1,2-Trichloroethane	1	ug/L	U	0.3	1
NWIRP-GM-38-TB-082212	9984738011	624	8/22/2012	1	Trichloroethene	1	ug/L	U	0.21	1
NWIRP-GM-38-TB-082212	9984738011	624	8/22/2012	1	1,1,2,2-Tetrachloroethane	1	ug/L	U	0.22	1
NWIRP-GM-38-TB-082212	9984738011	624	8/22/2012	1	1,2-Dichlorobenzene	1	ug/L	U	0.2	1