



18 April 2023

Mr. Scott Sokolowski
Remedial Project Manager
Naval Facilities Engineering Systems Command, Mid Atlantic
9324 Virginia Avenue, Building Z-144
Norfolk, VA 23511-3095

**Subject: US NAVY CONTRACT NO. N40085-16-D-2288
CONTRACT TASK ORDER NO. 0005
2022 ANNUAL OPERATIONS REPORT
GWTP GM-38 AREA REMEDIATION
NAVAL WEAPONS INDUSTRIAL RESERVE PLANT, BETHPAGE, NY**

Dear Mr. Sokolowski:

An electronic copy of the *2022 Annual Operations Report, Groundwater Treatment Plant, GM-38 Area Groundwater Remediation, Naval Weapons Industrial Reserve Plant, Bethpage, New York*, has been submitted to your attention via email.

Please contact me at rgregory@komangs.com or 610.400.0636 if you have any questions or comments regarding this submittal.

Sincerely,
KOMAN Government Solutions, LLC (KGS)

A handwritten signature in black ink that reads 'Robert G. Gregory'.

Robert G. Gregory
Project Manager

Cc: Mr. Jason Pelton (NYSDEC) – electronic only
Ms. Kristin Granzen (NYSDEC) – electronic only
Mr. Matthew Travis (NYSDEC) – electronic only
Mr. Steven Scharf (NYSDEC) – electronic only
Mr. William Cords (NAVAIR) – electronic only
Mr. James Sullivan (NYSDOH) – electronic only
Ms. Monica Marrow (Jacobs - NIRIS) – 1 hard copy, 1 CD
Mr. Vin Varricchio (NWIRP Bethpage) – 2 hard copies, 2 CDs
Mr. Ed Hannon (Northrop Grumman) – electronic only
Mr. David Stern (ARCADIS) – electronic only
Mr. David Brayack (Tetra Tech) – electronic only
Mr. Patrick Schauble (KGS) – electronic only

2022 Annual Operations Report

Groundwater Treatment Plant GM-38 Area Groundwater Remediation Naval Weapons Industrial Reserve Plant Bethpage, New York

**Contract No. N40085-16-D-2288
Contract Task Order No. 0005**

March 2023

Prepared for:



Naval Facilities Engineering Systems Command Mid-Atlantic
9324 Virginia Avenue
Norfolk, VA 23511

Prepared by:



**KOMAN Government Solutions, LLC
180 Gordon Drive, Suite 110
Exton, Pennsylvania 19341
(610) 363-3000**

2022 Annual Operations Report

Groundwater Treatment Plant GM-38 Area Groundwater Remediation Naval Weapons Industrial Reserve Plant Bethpage, New York

Contract No. N40085-16-D-2288
Contract Task Order No. 0005

March 2023

Prepared for:

Naval Facilities Engineering Systems Command Mid-Atlantic
9324 Virginia Avenue
Norfolk, VA 23511



Patrick Schauble
Program Manager

3/7/2023

Date

Robert Gregory
Project Manager

3/7/2023

Date

TABLE OF CONTENTS

1.0	INTRODUCTION.....	1-1
1.1	Background.....	1-1
1.2	GWTP Overview	1-2
2.0	GWTP OPERATIONS AND MAINTENANCE	2-1
2.1	Routine Maintenance Activities.....	2-1
2.2	Non-routine Maintenance / Site Activities	2-1
3.0	GWTP MONITORING.....	3-1
3.1	Process Water Quality Monitoring	3-1
3.1.1	Fourth Quarter 2022 Summary	3-1
3.1.2	2022 Annual Summary.....	3-1
3.2	Air Quality Monitoring.....	3-2
3.2.1	Fourth Quarter 2022 Summary	3-2
3.2.2	2022 Annual 2022 Summary.....	3-2
3.3	Groundwater Quality Monitoring.....	3-2
3.3.1	Groundwater Quality Results	3-3
3.3.2	Groundwater Concentration Trends	3-3
4.0	CONCLUSIONS AND RECOMMENDATIONS	4-1
5.0	REFERENCES.....	5-1

FIGURES

FIGURE 1	Site Location Map
FIGURE 2	Process Flow Diagram
FIGURE 3	Site Map
FIGURE 4	Recovery Well Locations
FIGURE 5	2022 Groundwater Analytical Map – Select VOC Concentrations - Recovery Wells
FIGURE 6	2022 Groundwater Analytical Map – Select VOC Concentrations - Monitoring Wells
FIGURE 7	Groundwater Concentration Trends of Select VOCs – RW-1
FIGURE 8	Groundwater Concentration Trends of Select VOCs – RW-4 (PCE, TCE, cis-1,2-DCE)
FIGURE 9	Groundwater Concentration Trends of Select VOCs – RW-4 (PCE, cis-1,2-DCE)
FIGURE 10	Groundwater Concentration Trends of Select VOCs – RW1-MW1
FIGURE 11	Groundwater Concentration Trends of Select VOCs – RW1-MW3
FIGURE 12	Groundwater Concentration Trends of Select VOCs – RW2-MW1
FIGURE 13	Groundwater Concentration Trends of Select VOCs – RW3-MW1
FIGURE 14	Groundwater Concentration Trends of Select VOCs – RW3-MW2
FIGURE 15	Groundwater Concentration Trends of Select VOCs – RW3-MW3

FIGURE 16 Groundwater Concentration Trends of Select VOCs – RW3-MW4

FIGURE 17 Groundwater Concentrations Trends of Select VOCs – TP-01

TABLES

TABLE 1 Discharge Monitoring Results – Fourth Quarter 2022

TABLE 2 2022 Annual Flow Summary

TABLE 3 2022 Mass Removal Summary

TABLE 4 Air Sampling Results – Fourth Quarter 2022

TABLE 5 Stack Emissions – Fourth Quarter 2022

TABLE 6 2022 Air Emission Summary

TABLE 7 Groundwater Level Measurements – Fourth Quarter 2022

TABLE 8 Summary of Historical Groundwater Analytical Results through Fourth Quarter 2022

APPENDICES

APPENDIX A NYSDEC Effluent Limitations and Monitoring Requirements and October 2022 –
December 2022 DMRs

APPENDIX B NYSDEC Air Discharge Limit Documentation

APPENDIX C Field Logs – Fourth Quarter 2022

Acronyms and Abbreviations

%	percent
AOP	Advanced Oxidation Process
ARAR	Applicable or Relevant and Appropriate Requirement
AS	air stripper
ASE	air stripper effluent
BFE	bag filter effluent
bgs	below ground surface
CERCLA	Comprehensive Environmental Response Compensation and Liability Act
DAR	Division of Air Resources
DCA	dichloroethane
DCE	dichloroethene
DMR	Discharge Monitoring Report
DTW	depth to water
ECL	Environmental Conservation Law
GOCO	Government Owned Contractor Operated
gpm	gallon per minute
GWTP	groundwater treatment plant
KGS	KOMAN Government Solutions, LLC
HMI	human-machine interface
IRP	Installation Restoration Program
L	liter
lb	pound
LGAC	liquid phase granular activated carbon
NAVFAC	Naval Facilities Engineering Systems Command
Navy	United States Department of the Navy
NG	Northrop Grumman
NWIRP	Naval Weapons Industrial Reserve Plant
NYSDEC	New York State Department of Environmental Conservation
O&M	Operation and Maintenance
OU	operable unit
PCE	tetrachloroethene
PLC	programmable logic controller
ROD	Record of Decision

scfm	standard cubic feet per minute
SIM	selection ion monitoring
SPDES	State Pollution Discharge Elimination System
TCE	trichloroethene
TE	treated effluent
Tetra Tech	Tetra Tech, Inc.
TtEC	Tetra Tech EC, Inc.
µg/L	micrograms per liter
USEPA	United States Environmental Protection Agency
VC	vinyl chloride
VGAC	vapor phase granular activated carbon
VOC	volatile organic compound

1.0 INTRODUCTION

KOMAN Government Solutions, LLC (KGS) has prepared this Annual Operations Report for the GM-38 Area Groundwater Treatment Plant (GWTP) at the Naval Weapons Industrial Reserve Plant (NWIRP) in Bethpage, New York. This report has been prepared for the United States Department of the Navy (Navy), Naval Facilities Engineering Systems Command (NAVFAC), Mid-Atlantic, under Contract No. N40085-16-D-2288, Contract Task Order No. 0005. This 2022 Annual Operations Report summarizes activities that occurred during 2022, and details activities that occurred during the Fourth Quarter 2022. Data were collected and operational activities were performed by KGS in accordance with the following documents:

- *Final Operation, Maintenance & Monitoring Plan for Groundwater Treatment Plant GM-38 Area Groundwater Remediation, Naval Weapons Industrial Reserve Plant, Bethpage, New York* prepared by Tetra Tech EC, Inc. (TtEC) in 2010, hereafter referred to as the “O&M Manual.”
- *Final Sampling and Analysis Plan (Field Sampling Plan and Quality Assurance Project Plan), UFP-SAP for Operations, Maintenance, and Monitoring of the Groundwater Treatment Plant, GM-38 Area, Naval Weapons Industrial Reserve Plant, Bethpage, New York* prepared by TtEC in 2010.

The following quarterly report, along with data collected during the Fourth Quarter (October through December), are used as a basis for this 2022 Annual Operations Report:

- *Quarterly Operations Report, First Quarter 2022, Groundwater Treatment Plant, GM-38 Area Groundwater Remediation, Naval Weapons Industrial Reserve Plant, Bethpage, New York* prepared by KGS in July 2022.
- *Quarterly Operations Report, Second Quarter 2022, Groundwater Treatment Plant, GM-38 Area Groundwater Remediation, Naval Weapons Industrial Reserve Plant, Bethpage, New York* prepared by KGS in October 2022.
- *Quarterly Operations Report, Third Quarter 2022, Groundwater Treatment Plant, GM-38 Area Groundwater Remediation, Naval Weapons Industrial Reserve Plant, Bethpage, New York* prepared by KGS in December 2022.

1.1 Background

NWIRP Bethpage is located in east central Nassau County, Long Island, New York, approximately 30 miles east of New York City (**Figure 1**) and is currently listed by New York State Department of Environmental Conservation (NYSDEC) as an “inactive hazardous waste site” (#1-30-003B). In the late 1990s, the Navy’s property totaled approximately 109.5 acres and was a Government Owned Contractor Operated (GOCO) facility that was operated by Northrop Grumman (NG) until September 1998. NWIRP Bethpage was bordered on the north, west, and south by property owned, or formerly owned, by NG that covered approximately 550 acres, and on the east by a residential neighborhood.

The GM-38 Area refers to a cluster of monitoring wells installed in the 1990s by NG. The GM-38 Area is approximately 8,500 feet south, southeast, and hydraulically downgradient of NWIRP Bethpage. The GWTP is located within a utility easement with a street address of 100 Broadway, Bethpage, New York.

The “hot spot” cleanup remedy for the GM-38 Area groundwater was originally set forth in Record of Decision (ROD) documents for Operable Unit (OU) 2 Groundwater for the NG and NWIRP Sites (New York State Registry Site Numbers 1-30-003A & 1-30-003B, respectively) issued by NYSDEC Division of Environmental Remediation in March 2001 and for the NWIRP Bethpage Site by NAVFAC in April 2003 (Revision 1). The selected remedy was chosen in accordance with the New York State Environmental Conservation Law (ECL) and the Navy’s Installation Restoration Program (IRP). It is

also consistent with the Comprehensive Environmental Response Compensation and Liability Act (CERCLA), as amended, 42 U.S.C. §§ 9601-9675.

1.2 GWTP Overview

Currently, groundwater is extracted from recovery wells RW-1 and RW-4. Pumping at RW-3 was suspended from July 2015 to June 2018, and then again in April 2021 when the new recovery well RW-4 was brought online. All extracted groundwater is treated in the GWTP. The treatment process consists of flow equalization, air stripping and vapor-phase carbon treatment, bag filtration, and liquid-phase carbon treatment. In addition, an Advanced Oxidation Process (AOP) system has been installed at the GWTP and is intended to remove residual concentrations of 1,4-dioxane from the GWTP effluent prior to discharge. The AOP commissioning process began in April 2021, and was conducted by others under separate contract. KGS assumed operational responsibility on 1 July 2022.

The GWTP was originally equipped with a pH adjustment system utilizing sodium hydroxide; however, it was subsequently determined that pH adjustment was not necessary. The equipment has been taken off-line and sodium hydroxide sent off site for beneficial reuse. A process flow diagram is presented as **Figure 2**. The treated water is either re-injected into injection well IW-1 or discharged into the Nassau County Recharge Basin #495. Under CERCLA, the Navy is required to meet the effluent requirements in the NYSDEC State Pollution Discharge Elimination System (SPDES) Permit Equivalent Application as an Applicable or Relevant and Appropriate Requirement (ARAR).

The GWTP was designed to operate at an average flow rate of 1,100 gallons per minute (gpm), as measured by the average discharge flow rate. It was determined that this flow rate would be optimal with respect to effective containment of the higher concentration of contamination in the GM-38 Area groundwater. During the current reporting period, both the AOP system and recovery well RW-4 have been online full time. RW-1 was operating at an average flow rate of approximately 479 gpm, 496 gpm, and 477 gpm during October, November, and December 2022, respectively. RW-4 was operating at an average flow rate of approximately 478 gpm, 494 gpm, and 491 gpm during October, November, and December, respectively.

Volatile Organic Compounds (VOCs) in the influent groundwater consist of trichloroethene (TCE), tetrachloroethene (PCE), vinyl chloride (VC), cis-1,2-dichloroethene (DCE), 1,2-dichloroethane (DCA), benzene, toluene, total xylenes, and 1,4-dioxane.

The air stripper (AS) is a structural aluminum tower that is packed with 3.5-inch diameter polypropylene Jaeger Tripack. Groundwater is pumped to the AS distribution port and sprayed over the column of Jaeger Tripack at a design flow rate of approximately 1,100 gpm. Previously, 100 gpm of recirculated water was also rerouted through the AS, but as of October 2010, recirculation was no longer deemed necessary to the operation of the system. An induced draft countercurrent flow of air enters the AS below the base of the packing material at a rate of 8,000 standard cubic feet per minute (scfm). The large surface area of the packing material allows for a mass transfer of the VOCs from the groundwater into the air stream. The VOCs in the off-gas, except for VC, are removed via two 20,000-pound (lb) vapor phase granular activated carbon (VGAC) units (VGAC-1 and VGAC-2). VC is oxidized into potassium chloride and carbon dioxide via treatment in a 20,000-lb vessel (VGAC-3) containing zeolite impregnated with potassium permanganate. The potassium chloride remains in the pore structure of the zeolite substrate. The treated off-gas is discharged from the stack.

Water treated by the AS is subsequently processed through the AOP unit, followed by processing through three 8,000-lb liquid phase granular activated carbon (LGAC) units in parallel prior to discharge in the recovery basin (or injection well, if necessary).

The GWTP is controlled by a programmable logic controller (PLC)-based digital and analog control system, with instrumentation that monitors pH, pressure, tank level, flow and differential pressure transmitters, water level in recovery wells, and motor operational status. The information in the PLC is

made available to an operator via a human-machine interface (HMI) program. By using this program, the status of the GWTP can be displayed in real time and adjusted, if necessary, by the operator. The AOP unit has a standalone PLC to control its internal functions. The GWTP and AOP control systems are interlocked such that shut down of the AOP unit will result in shut down of the GWTP, and vice versa, to ensure that effluent is fully treated prior to discharge.

A 2014 evaluation of the GM-38 Area, conducted in order to better determine the capture zone of the recovery wells, recommended that use of recovery well RW-3 be discontinued (“*Capture Zone Evaluation and Path Forward, GM-38 Area Groundwater Treatment Plant*” [Tetra Tech, Inc. [Tetra Tech], 2014]). The report was sent to NYSDEC in March 2014 and recommended ceasing operation of recovery well RW-3 and increasing the pumping rate of recovery well RW-1. These system modifications would maintain the existing GWTP pumping rate of 1,000 to 1,100 gpm while maintaining the desired capture zone of the GWTP (Tetra Tech, 2014). NYSDEC concurred with the implementation of this path forward and associated system modifications on 20 April 2015. On 1 July 2015, in accordance with the approved path forward, recovery well RW-3 was taken off-line. The flowrate of recovery well RW-1 was increased from approximately 800 gpm to approximately 1,000 gpm. Pumping at RW-3 was once again resumed in June 2018 to address persistent VOC concentrations at this well. Pumping at RW-3 was suspended in April 2021 to facilitate startup and integration of RW-4 into the system.

2.0 GWTP OPERATIONS AND MAINTENANCE

While designed to run autonomously, the GWTP requires regular visits by an operator to record and adjust operational parameters and to perform scheduled maintenance. The GWTP is equipped with telemetry that will alert an on-call operator in the event of a plant shutdown.

2.1 Routine Maintenance Activities

Routine maintenance activities at the GWTP were performed during the operator's visits. These activities include general site inspections, collection of operational data (water and vapor flowrates, differential pressures across the AS, carbon units, bag filter units and blower discharge pressures, tank levels, and totalizer readings), measurement of water levels in the recovery wells, adjustment of pump set points, collection of vapor and process water samples, changing bag filters, switching lead/lag pump assignments, and preventive maintenance of system equipment.

2.2 Non-routine Maintenance / Site Activities

Various non-routine maintenance tasks associated with adjustments to the AOP unit and startup of RW-4 were performed in the current reporting period. Recording and reporting of these nonroutine tasks specific to the AOP unit were conducted by others under a separate contract and are not itemized in this report.

The increased sediment load that had been transported to the GWTP following incorporation of RW-4 was addressed during the Second Quarter 2022 when RW-4 was redeveloped by others under separate contract. All redevelopment water was collected in the GWTP and subsequently transported offsite for disposal by others under separate contract. Groundwater from RW-4 was used to flush the pipeline connecting RW-4 to the GWTP; flush water was collected in the GWTP and subsequently and transported offsite for disposal by others under separate contract. Sediment from flushing was accumulated at the GWTP, containerized, and disposed of by others under separate contract during the Fourth Quarter 2022.

The chronology of non-routine activities at the GWTP during 2022 is presented below:

- 3 January – Operator increased RW-4 flowrate to 300 gpm.
- 2 February – Operator increased RW-4 flowrate to 400 gpm.
- 17 February – VGAC media replaced in Unit #1.
- 3 March – Upgraded GWTP telemetry equipment.
- 7 April – Radio communications subcontractor onsite to evaluate the radio communication between the treatment plant and RW-4.
- 26 April – RW-4 taken offline for redevelopment.
- 2 May – RW-4 development water (28,000 gallons) was processed through the GWTP.
- 4 May – RW-4 development water (16,000 gallons) was processed through the GWTP.
- 5 May – RW-4 development water (14,000 gallons) was processed through the GWTP.
- 11 May – RW-4 redevelopment water collected in the GWTP was removed and transported for offsite disposal under separate contract.
- 25 May – Flushed the pipeline from RW-4.
- 26 May – Flushed the pipeline from RW-4
- 26 May - New directional antennae installed at RW-4 and at the plant.
- 31 May – RW-4 returned to full-time online status.

- 22 July – Annual fire alarm inspection conducted.
- 27 July – Sediment derived from the redevelopment of RW-4 and clean-out of the RW-4 pipeline removed from the GWTP.
- 1 September – Backwashed GAC #100.
- 12 September – Backwashed GAC #200.
- 14 October – Backwashed GACs #100 and #200.
- 8 November – Backwashed GACs #100 and #200.
- 30 November – VGAC media replaced in Unit #1.
- 14 December – Backwashed GACs #100, #200, and #300.

3.0 GWTP MONITORING

The objective of the GWTP is to remove contaminant mass and reduce elevated VOC levels to levels similar to those in the surrounding aquifer. It is anticipated that GWTP operation will minimize contaminant impacts on water supply wells and currently unaffected portions of the groundwater aquifer. The GWTP is not intended to remediate groundwater contamination in the local aquifer to non-detectable levels (TtEC, 2010). Various process samples (water and vapor) are collected on a monthly basis to monitor GWTP efficiency and to ensure compliance with Federal and State effluent discharge and air emission requirements. In addition, groundwater samples are collected semi-annually to monitor water quality and determine the effectiveness of the remediation activities and monitor the hydraulic containment and capture of impacted groundwater by the recovery wells.

3.1 Process Water Quality Monitoring

Processed groundwater is analyzed to comply with calculations submitted by the Navy and documented in the NYSDEC SPDES Permit Equivalent Application for applicable effluent limitations and monitoring requirements. These results are also submitted to NYSDEC on a monthly basis in the form of a Discharge Monitoring Report (DMR). A copy of the current NYSDEC effluent limitations, monitoring constituents, and the completed reporting forms for the Fourth Quarter 2022 are included in **Appendix A**.

Monthly aqueous samples are collected from the active recovery wells (RW-1 and RW-4), and the treated effluent (TE) discharge line. In addition, various intermediary process system samples are collected monthly, consisting of air stripper effluent (ASE), bag filter effluent (BFE), and effluent samples (LC1, LC2, and LC3) of each of the three LGAC units.

3.1.1 Fourth Quarter 2022 Summary

The analytical results of monthly process water samples collected during the Fourth Quarter are presented in **Table 1**. These data demonstrate that all permitted constituents were in compliance with regulatory requirements. **Table 1** also summarizes the average monthly flowrates along with the total volume of water processed during each month of the Fourth Quarter. Current effluent limitations and monitoring requirements, and monthly DMRs for the Fourth Quarter (October – December 2022) are included in **Appendix A**. DMRs for January – September 2022 are included in previously submitted quarterly operation reports, as outlined in Section 1.0.

In addition to the monitoring requirements outlined in **Appendix A**, the Navy is conducting monthly sampling and analysis of groundwater from recovery wells RW-1 and RW-4, as well as the plant effluent, for 1,4-dioxane, using United States Environmental Protection Agency (USEPA) Method 8270D Selective Ion Monitoring (SIM). Analytical results for 1,4-dioxane by Method 8270D SIM are also provided in **Table 1**.

3.1.2 2022 Annual Summary

Flow Total

Annual flow volumes and system operation for 2022 are summarized in **Table 2**. The total volume of groundwater treated in 2022, based on effluent totals, was 488,723,178 gallons. During 2022, GM-38 operated with an average uptime of 96.5 percent (%) at an average effluent flowrate of 964 gpm.

Mass Removal

Mass removal was calculated based on monthly influent concentrations combined with monthly influent flow totals. During 2022, approximately 1,313.6 lbs of VOCs were removed by the GWTP, for an average monthly mass removal rate of approximately 109.5 lbs per month. Mass removal calculations are presented in **Table 3**.

3.2 Air Quality Monitoring

Treated off-gas discharged at the stack of the GWTP is subject to emissions limitations. Original discharge goals were derived from calculations submitted by the Navy and approved by the NYSDEC Division of Air Resources (DAR) in July 2009. In November 2011, the Navy submitted an evaluation proposing revised discharge goals, which NYSDEC approved in October 2013. A copy of this documentation is included as **Appendix B**.

3.2.1 Fourth Quarter 2022 Summary

Sampling of the stack emissions is required for NYSDEC compliance; however, process vapor samples are also collected using 6-liter (L) summa canisters at various locations to monitor for breakthrough of the VGAC units. The analytical results of monthly influent and effluent vapor samples as well as midfluent samples (VC12 and VC23) collected during the Fourth Quarter are presented in **Table 4**. Air emissions calculations using the stack vapor concentrations along with discharge flowrates are presented in **Table 5**. All constituents were within the regulatory requirements during the Fourth Quarter, as demonstrated by the calculated emission rates.

3.2.2 2022 Annual 2022 Summary

Table 6 summarizes annual air emissions based on monthly emissions during the 12-month period. During 2022, total air emissions of permitted constituents consisted of 0.54 lbs of TCE, 0.00 lbs of VC, 10.24 lbs of 1,2-DCE, and 0.00 lbs of PCE, well below the discharge goals approved by NYSDEC in October 2013.

3.3 Groundwater Quality Monitoring

The groundwater monitoring system at the GM-38 Groundwater Remediation Area consists of 14 monitoring wells, four recovery wells (RW-1, RW-2, RW-3, and RW-4), and one injection well (IW-1). Well locations are depicted on **Figure 3**. Recovery well RW-4, brought on-line in April 2021, is located approximately one mile to the west of the GWTP (**Figure 4**). Although RW-2 was installed in 2005, a pump was never installed in this well and the well is not operated as a recovery well in response to concerns expressed by the Bethpage Water District. As mentioned in Section 1.2, pumping at RW-3 was suspended between July 2015 and June 2018. RW-3 was reactivated on 1 June 2018 to address persistent VOC concentrations at this location and was subsequently replaced with Well RW-4 in April 2021. Well RW-1 was offline during the months of October and November 2020 as a result of a rehabilitation and redevelopment effort conducted at that time. In addition, RW-4 underwent redevelopment during April and May 2022; the well was offline during this timeframe.

Depth to water (DTW) measurements are collected from 12 of the monitoring wells on a quarterly basis. Prior to 2014, water quality samples were collected from eight of the monitoring wells on a quarterly basis; beginning in 2014, the sample collection frequency was reduced to semi-annually, with sample collection generally in the March (First Quarter) and September (Third Quarter) timeframes. The monitoring network includes well clusters located near the recovery wells RW-1 and RW-3 and injection well IW-1 as described below and as shown on **Figure 3**. Two additional wells, GM-38D and GM-38D2, located at the corner of Arthur Avenue and Broadway, are monitored by others.

Semi-annual groundwater samples for 2022 were collected from eight monitoring wells (RW1-MW1, RW1-MW3, RW2-MW1, RW3-MW1, RW3-MW2, RW3-MW3, RW3-MW4, and TP-01) and from two recovery wells (RW-1 and RW-4). Samples are collected from monitoring wells using bladder pumps in accordance with United States Environmental Protection Agency (USEPA) low-flow sampling methodologies. Samples were collected from recovery wells RW-1 and RW-4 using the dedicated extraction pumps as it is normally done during routine O&M sampling.

Results of the groundwater samples collected from RW-1 and RW-4 for the Fourth Quarter sampling event are presented in Section 3.3.1 below.

Descriptions of monitoring well locations are as follows:

Recovery Well 1 (RW-1) Monitoring Wells

The RW-1 cluster consists of three monitoring wells screened between 395 and 435 feet below ground surface (bgs). RW1-MW1 is located approximately 140 feet northwest of RW-1 and RW1-MW2 is located approximately 50 feet north of RW-1. RW1-MW3 is located approximately 400 feet northeast of RW-1, on the eastern side of Seaford Oyster Bay Expressway. All three wells are hydraulically monitored while only RW1-MW1 and RW1-MW3 are also monitored for water quality.

Recovery Well 2 (RW-2) Monitoring Wells

The RW-2 cluster consists of three monitoring wells screened between 470 and 510 feet bgs. RW2-MW1 is located approximately 60 feet northwest of RW-2, RW2-MW2 is located approximately 100 feet west of RW-2, and RW2-MW3 is located approximately 20 feet west of RW-2. All three wells are hydraulically monitored while only RW2-MW1 is monitored for water quality.

Recovery Well 3 (RW-3) Monitoring Wells

The RW-3 cluster consists of four monitoring wells. RW3-MW2 and RW3-MW4 are screened between 475 and 495 feet bgs. RW3-MW1 and RW3-MW3 are screened between 330 and 350 feet bgs and 320 and 340 feet bgs, respectively. RW3-MW1 and RW3-MW2 are located approximately 280 feet west of RW-3, at the intersection of Arthur Avenue and Leroy Avenue. RW3-MW3 and RW3-MW4 are located approximately 400 feet north of the intersection of Sophia Street and Broadway. All four wells are both hydraulically monitored and monitored for water quality.

TP-01

TP-01 is screened between 450 and 470 feet bgs and is located approximately 25 feet north of the GWTP building, inside the fenced area. It is hydraulically monitored to observe the change in water levels associated with the influence from the pumping rates at the neighboring public water supply well field adjacent to the hot spot area and is also monitored for water quality.

Injection Well 1 (IW-1) Monitoring Well

There is one monitoring well associated with injection well IW-1. IW1-MW1 is screened between 20 and 150 feet bgs, is located approximately 20 feet south of IW-1 and is only hydraulically monitored on a quarterly basis.

3.3.1 Groundwater Quality Results

Groundwater samples were collected monthly from recovery wells RW-1 and RW-4 throughout the Fourth Quarter 2022. Analytical results are summarized in **Table 1** and shown on **Figure 5**.

Quarterly groundwater level monitoring of the 12 monitoring wells was performed on 21 December 2022. Results are summarized in **Table 7**. A copy of the field log is included in **Appendix C**.

3.3.2 Groundwater Concentration Trends

Historical groundwater analytical results through the Fourth Quarter are presented in **Table 8**. As previously mentioned, no monitoring wells were sampled in the Fourth Quarter, as sampling occurs on a semi-annual basis. Groundwater analytical results of select VOCs (cis-1,2-DCE, PCE, TCE, and VC) for the 2022 monitoring events (9-10 March and 4-5 October) are presented on **Figure 6**.

Groundwater analytical results of select VOCs (cis-1,2-DCE, PCE, TCE, and VC) for recovery wells RW-1 and RW-4 and the eight monitoring wells sampled during the 2022 semi-annual monitoring events are presented on **Figures 7 through 17**.

Figure 7 presents concentrations measured at recovery well RW-1. TCE concentrations have decreased from initial concentrations in early 2010 (747 micrograms per liter [$\mu\text{g/L}$] measured in April 2010), remaining below 300 $\mu\text{g/L}$ since the latter half of 2012, decreasing in the current reporting period to a minimum concentration of 45.6 $\mu\text{g/L}$ in July. TCE concentrations remained stable in in the Fourth Quarter 2022 ranging between concentrations of 47.9 $\mu\text{g/L}$ in December to 51.1 $\mu\text{g/L}$ in October. PCE concentrations have decreased from an initial concentration in February 2010 (180 $\mu\text{g/L}$) to a range of 13.6 $\mu\text{g/L}$ (December) to 14.5 $\mu\text{g/L}$ (November) in the Fourth Quarter and have remained below 20 $\mu\text{g/L}$ since April 2020. Concentrations of cis-1,2-DCE have followed a similar trend, decreasing from a maximum of 160 $\mu\text{g/L}$ in February 2010 to a minimum concentration of 2.88 J $\mu\text{g/L}$ in December. Cis-1,2-DCE has ranged from 2.88 J $\mu\text{g/L}$ (December) to 3.03 J $\mu\text{g/L}$ (October) in the Fourth Quarter. Measured concentrations of cis-1,2-DCE have remained below 5.0 $\mu\text{g/L}$ since February 2019. VC concentrations have remained below 5.0 $\mu\text{g/L}$ since the final quarter of 2011 and below 1.0 $\mu\text{g/L}$ since June 2013. VC was not detected during the Fourth Quarter.

Figure 8 and **Figure 9** present concentrations measured at recovery well RW-4. Well RW-4 was brought online in place of well RW-3 in April 2021. Sampling of the well was initiated in May 2021 following stabilization of the pumping rate via the wireless communication with the GWTP. No samples were collected from RW-4 in May 2022; the well was offline because of redevelopment of the well. Measured TCE concentrations in the Fourth Quarter 2022 ranged from 582 $\mu\text{g/L}$ in December to 653 $\mu\text{g/L}$ in October. Measured PCE concentrations in the Fourth Quarter 2022 ranged from 5.39 J $\mu\text{g/L}$ in November to 5.62 J $\mu\text{g/L}$ in October. Measured cis-1,2-DCE concentrations ranged from 1.18 J $\mu\text{g/L}$ in December to 1.40 J $\mu\text{g/L}$ in November 2022. VC has not been detected during any sampling event.

The concentration trends of select VOCs (cis-1,2-DCE, PCE, TCE, and VC) for the eight monitoring wells sampled during the 2022 semi-annual monitoring events are presented on **Figures 10 through 17** and are discussed below.

Figure 10 presents concentrations measured at RW1-MW1. TCE concentrations have varied widely since the initial sampling in May 2005 (53.6 $\mu\text{g/L}$). The concentration of TCE in October 2022 (56.7 $\mu\text{g/L}$) was slightly higher than the concentration reported in May 2005, but less than the maximum concentration observed in September 2013 (175 $\mu\text{g/L}$). Concentrations of cis-1,2-DCE have remained consistently below 5.0 $\mu\text{g/L}$ since September 2018 except for one instance in September 2021, when a slightly increased concentration of 7.06 J $\mu\text{g/L}$ was measured. This concentration is well below the initial concentration observed in May 2005 (78.6 $\mu\text{g/L}$) and has since decreased for the October 2022 sampling event (3.54 J $\mu\text{g/L}$). PCE concentrations have remained consistently below 1.0 $\mu\text{g/L}$; PCE was detected at an estimated concentration of 0.306 J in October 2022. VC has not been detected since the September 2011 sampling event.

Figure 11 presents concentrations measured at RW1-MW3. TCE concentrations have consistently remained below 5.0 $\mu\text{g/L}$ since monitoring was initiated in January 2010; TCE was detected in September 2022 at 2.91 J $\mu\text{g/L}$. Concentrations of cis-1,2-DCE and PCE have consistently remained below 1.0 $\mu\text{g/L}$ since January 2010. VC has not been detected during any sampling event.

Figure 12 presents concentrations measured at RW2-MW1. TCE concentrations have varied since the initial sampling in May 2005 (37.6 $\mu\text{g/L}$). TCE was detected at a concentration of 3.22 J $\mu\text{g/L}$ in October 2022. The concentration of cis-1,2-DCE measured in October 2022 (4.36 J $\mu\text{g/L}$) was above the initial concentration observed in May 2005 (non-detect) but below the maximum concentration observed in March 2016 (15.3 $\mu\text{g/L}$). PCE and VC have not been detected during any sampling event.

Figure 13 presents concentrations measured at RW3-MW1. TCE concentrations have decreased since reaching a maximum in November 2010 (77.6 $\mu\text{g/L}$). The TCE concentration in October 2022 (19.4 $\mu\text{g/L}$) was also below the initial concentration observed in January 2010 (35.0 $\mu\text{g/L}$). Cis-1,2-DCE has not been detected since September 2014. PCE concentrations have remained consistently near or below 2.0 $\mu\text{g/L}$ since May 2005, with a concentration of 2.50 J $\mu\text{g/L}$ measured in October 2020, equal to the

previous maximum in March 2016. The measured concentration of PCE in October 2022 was 1.41 J $\mu\text{g/L}$. VC has not been detected during any sampling event.

Figure 14 presents concentrations measured at RW3-MW2. The TCE concentration observed in October 2022 (48.2 $\mu\text{g/L}$) was below the initial concentration observed in January 2010 (160 $\mu\text{g/L}$), below the maximum concentration observed in April 2010 (211 $\mu\text{g/L}$), and represents the lowest concentration measured to date. A steadily decreasing trend in the measured concentration of TCE from 131 $\mu\text{g/L}$ (September 2019) to 48.2 $\mu\text{g/L}$ in October 2022 is noted. Concentrations of cis-1,2-DCE at this location have consistently remained below 2.0 $\mu\text{g/L}$ with a non-detect in October 2022. PCE has been detected at this location at trace levels throughout most of the period of record, with concentrations ranging from non-detect in October 2022 to 0.66 J $\mu\text{g/L}$ in March 2016. VC has not been detected during any sampling event.

Figure 15 presents concentrations measured at RW3-MW3. TCE concentrations have decreased since the maximum concentration was observed in June 2013 (410 $\mu\text{g/L}$). The TCE concentration measured in October 2022 (139 $\mu\text{g/L}$) was well below both the initial concentration observed in January 2010 (350 $\mu\text{g/L}$) and the maximum concentration measured in June 2013 (410 $\mu\text{g/L}$). Concentrations of cis-1,2-DCE have remained near or below 2.0 $\mu\text{g/L}$ since March 2012. PCE concentrations have remained below 1.0 $\mu\text{g/L}$ for all events. VC has not been detected during any sampling event.

Figure 16 presents concentrations measured at RW3-MW4. TCE concentrations have decreased since the initial sampling event in January 2010 (21 $\mu\text{g/L}$), with a concentration of 4.80 J $\mu\text{g/L}$ in October 2022. PCE was detected for the first time in September 2015 at a concentration of 0.31 J $\mu\text{g/L}$ but has not been detected since the March 2016 sampling event. Cis-1,2-DCE has been detected infrequently since the initial sampling event in January 2010 (0.46 $\mu\text{g/L}$) and was not detected in October 2022. VC has not been detected during any sampling event.

Figure 17 presents concentrations measured at TP-01. TCE concentrations have steadily decreased since the sampling event in March 2018. The TCE concentration observed in October 2022 (10.3 $\mu\text{g/L}$) is well below the initial and maximum concentration observed in January 2010 (65 $\mu\text{g/L}$) and is the lowest concentration measured to date. Concentrations of cis1,2-DCE have generally decreased from an initial value of 190 $\mu\text{g/L}$ in January 2010 to the current concentration measured in October 2022 (0.991 J $\mu\text{g/L}$). PCE has remained below 1.0 $\mu\text{g/L}$ since September 2013 and had not been detected since March 2017 until a detection of 0.680 J $\mu\text{g/L}$ in March 2021; concentrations have increased to the most current measurement of 2.53 J $\mu\text{g/L}$ in October 2022. VC has not been detected during any sampling event.

4.0 CONCLUSIONS AND RECOMMENDATIONS

The objective of the groundwater treatment system at GM-38 is to remove contaminant mass and reduce elevated VOC concentrations to levels similar to those in the surrounding aquifer, and in doing so minimize the impacts on downgradient water supply wells and currently unaffected portions of the aquifer. Based on the removal of VOCs by the GWTP and decreasing contaminant concentration trends observed in the recovery wells and several of the monitoring wells, progress toward these goals is indicated. Based on the concentrations in the groundwater wells, the GWTP should continue to be operated. Groundwater sampling frequency for the eight monitoring wells is currently performed on a semi-annual basis in accordance with the O&M Manual. Water levels for the 14 monitoring wells continue to be measured on a quarterly basis.

5.0 REFERENCES

KOMAN Government Solutions (KGS), 2022. *Quarterly Operations Report, First Quarter 2022, Groundwater Treatment Plant, GM-38 Area Groundwater Remediation, Naval Weapons Industrial Reserve Plant, Bethpage, New York* prepared by KGS in July 2022.

KGS, 2022. *Quarterly Operations Report, Second Quarter 2022, Groundwater Treatment Plant, GM-38 Area Groundwater Remediation, Naval Weapons Industrial Reserve Plant, Bethpage, New York* prepared by KGS in October 2022.

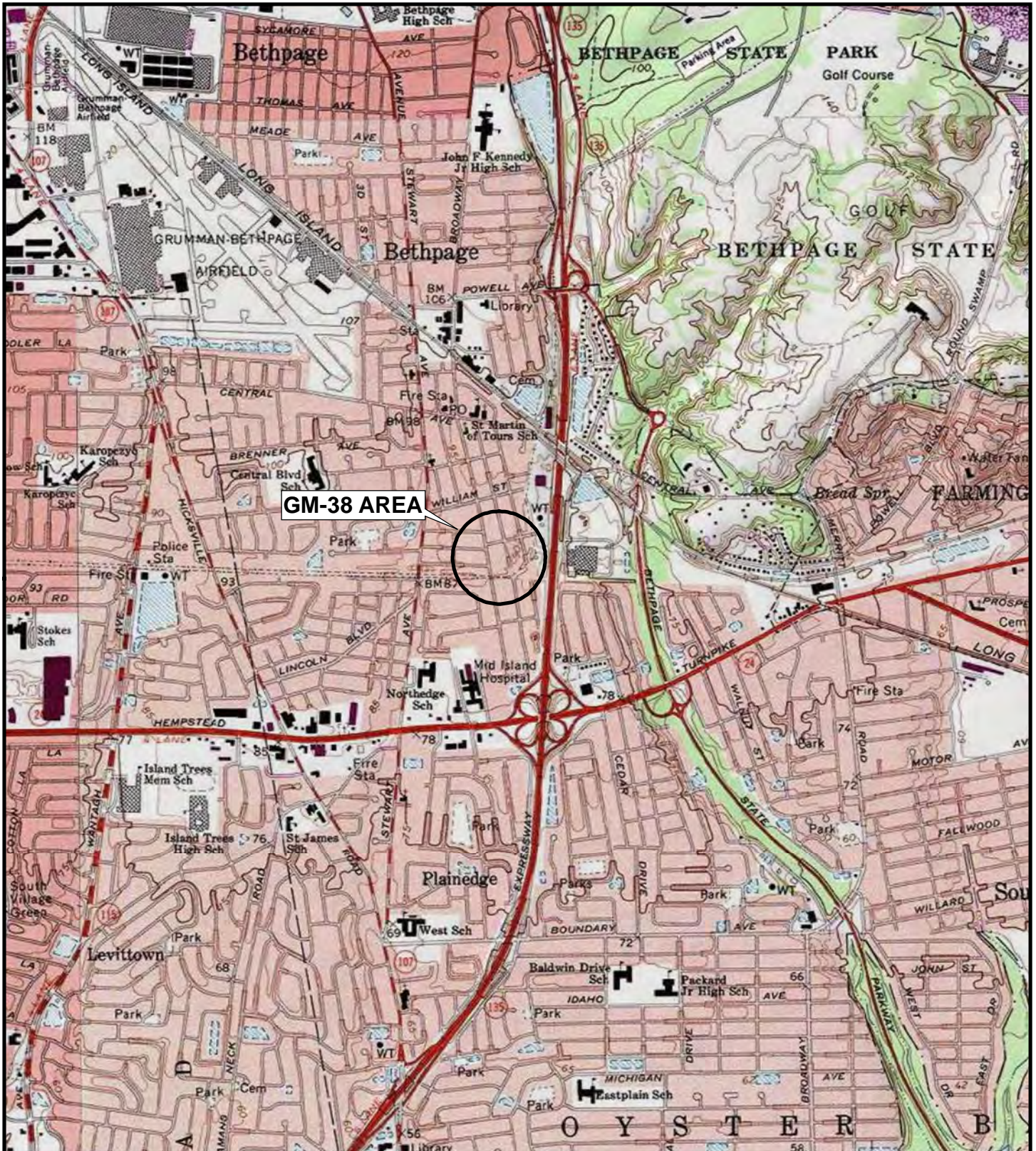
KGS, 2022. *Quarterly Operations Report, Third Quarter 2022, Groundwater Treatment Plant, GM-38 Area Groundwater Remediation, Naval Weapons Industrial Reserve Plant, Bethpage, New York* prepared by KGS in December 2022.

Tetra Tech, Inc. (Tetra Tech), 2014. *Capture Zone Evaluation and Path Forward, GM-38 Area Groundwater Treatment Plant, Naval Weapons Industrial Reserve Plant, Bethpage, New York*. March.

Tetra Tech EC, Inc. (TtEC), 2010. *Final Operation, Maintenance & Monitoring Plan for Groundwater Treatment Plant GM-38 Area Groundwater Remediation, Naval Weapons Industrial Reserve Plant, Bethpage, New York*. April.

Tetra Tech EC, Inc. (TtEC), 2010a. *Final Sampling and Analysis Plan (Field Sampling Plan and Quality Assurance Project Plan), UFP-SAP for Operations, Maintenance, and Monitoring of the Groundwater Treatment Plant, GM-38 Area, Naval Weapons Industrial Reserve Plant, Bethpage, New York*. September.

FIGURES



GM-38 AREA




File: 1022_Bethpage_GM38_F1_SLM.mxd

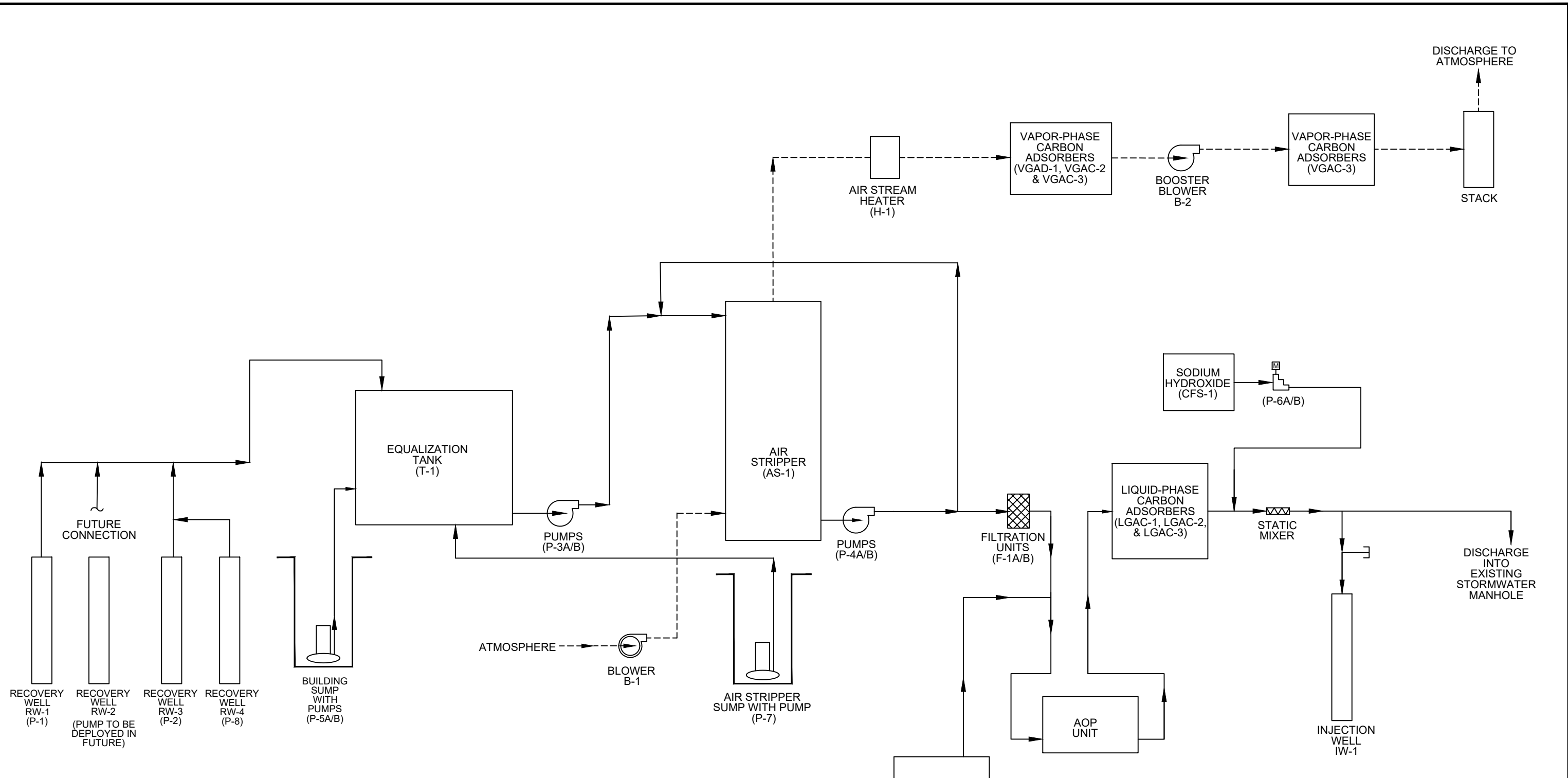


Quadrangle Location Map



Site Location Map		
Department of the Navy Naval Facilities Engineering Systems Command, Mid-Atlantic		
GM-38 Area Naval Weapons Industrial Reserve Plant Bethpage, New York		
KOMAN Government Solutions, LLC 180 Gordon Drive, Suite 110, Exton, PA 19341		
0 1,000 2,000 Feet	Date: 10/21/2022	Figure 1
		





Map Reference: Copyright:© 2013 National Geographic Society, I-cubed
USGS 7.5 Minutes Quadrangles: Amityville, Freeport, Hicksville, Huntington, New York

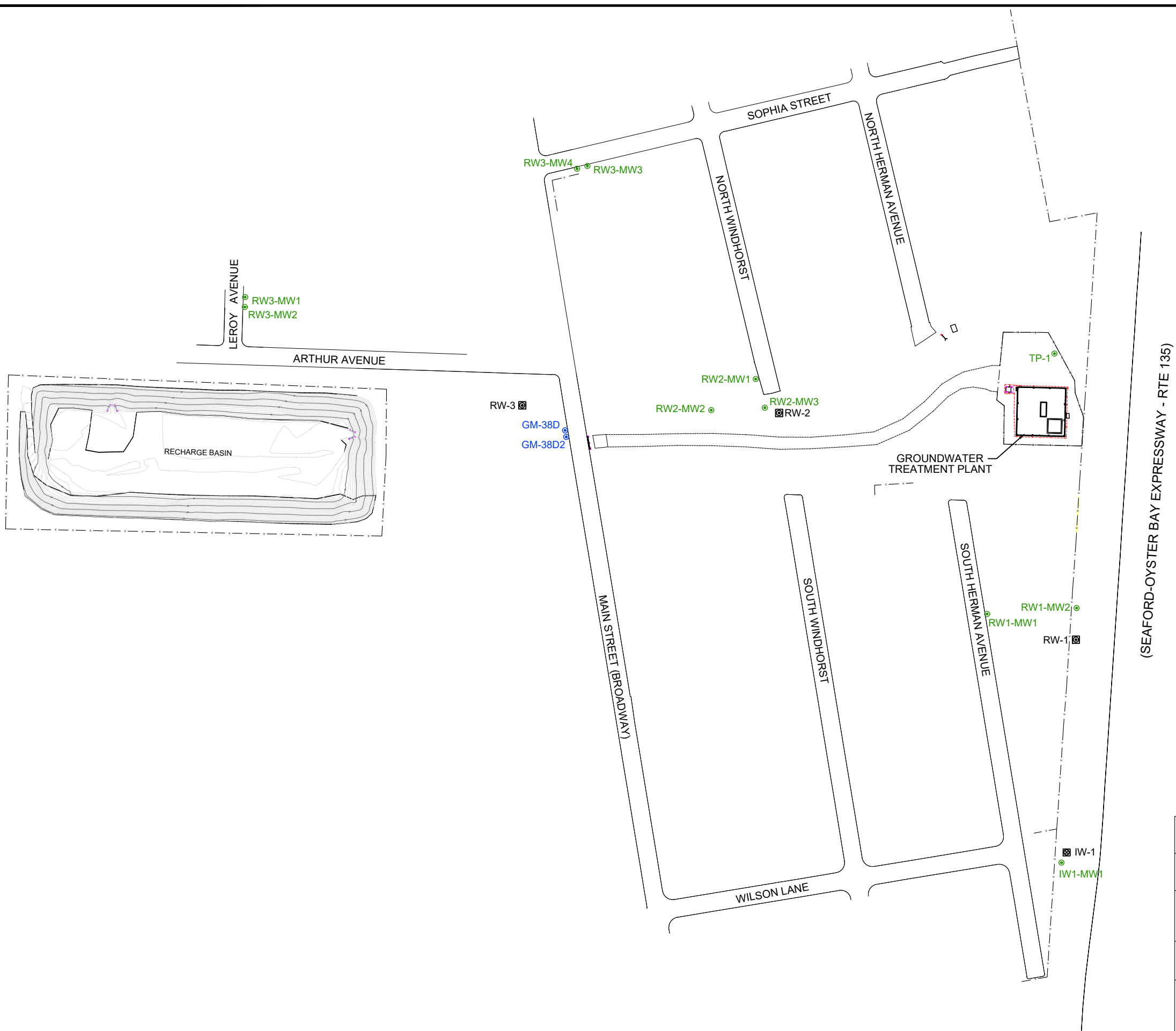


LEGEND
 - - - - - VAPOR PIPING
 _____ LIQUID PIPING

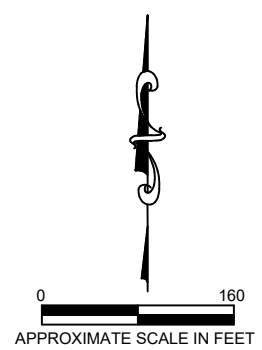
SOURCE:
 TETRA TECH ENGINEERING CORPORATION, PC, 2006
 UPDATED BY KGS, JANUARY 2022.


Process Flow Diagram			
Department of the Navy Naval Facilities Engineering Systems Command, Mid-Atlantic GM-38 Area Naval Weapons Industrial Reserve Plant Bethpage, New York			
KOMAN Government Solutions, LLC 180 Gordon Drive, Suite 110, Exton, PA 19341			
SCALE SEE BARSCALE	DATE 10/21/2022	FIGURE 2	

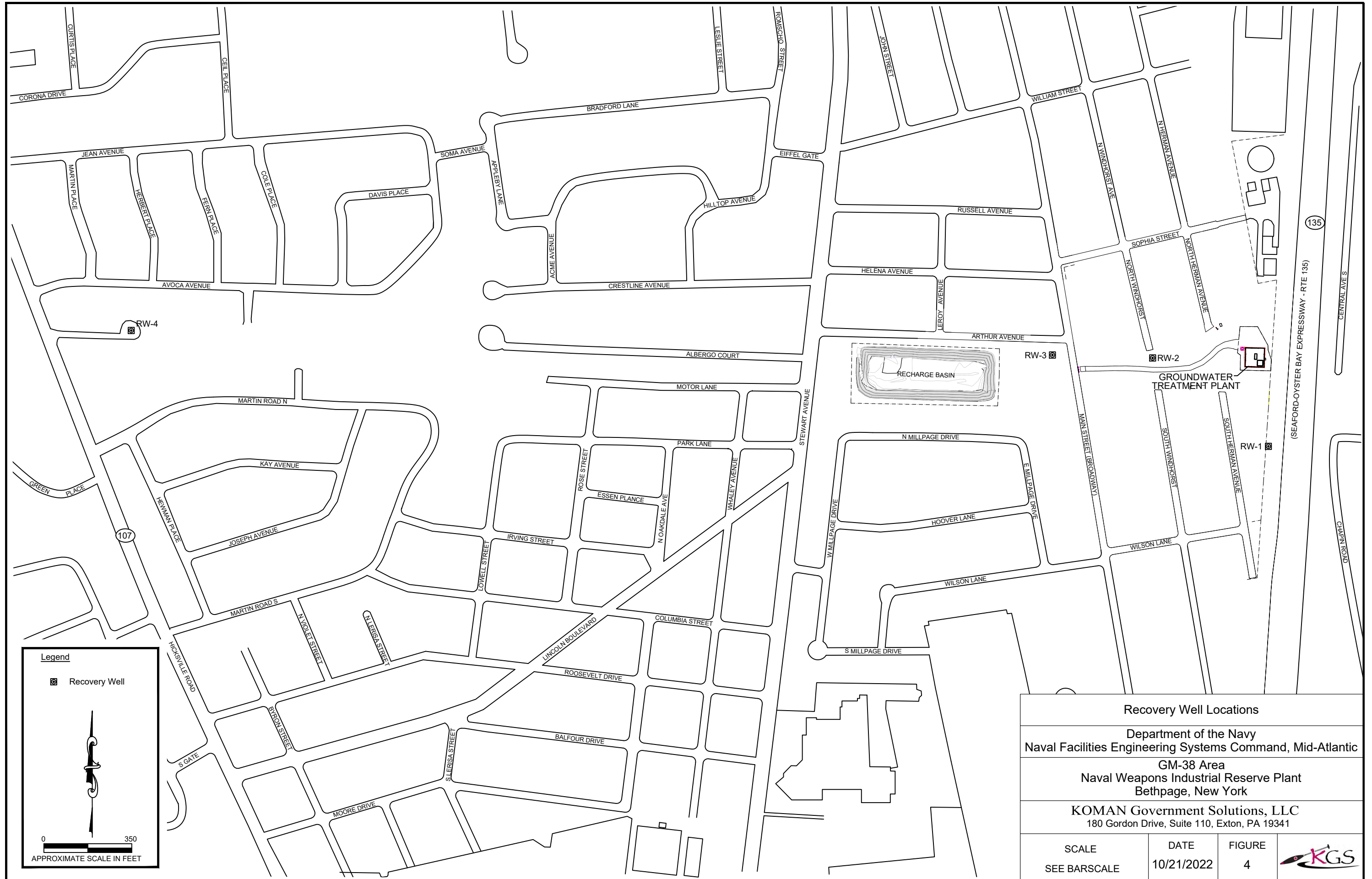
Legend	
	Monitoring Well (Monitored by Navy)
	Monitoring Well (Monitored by Northrop Grumman)
	Recovery Well
	Injection Well



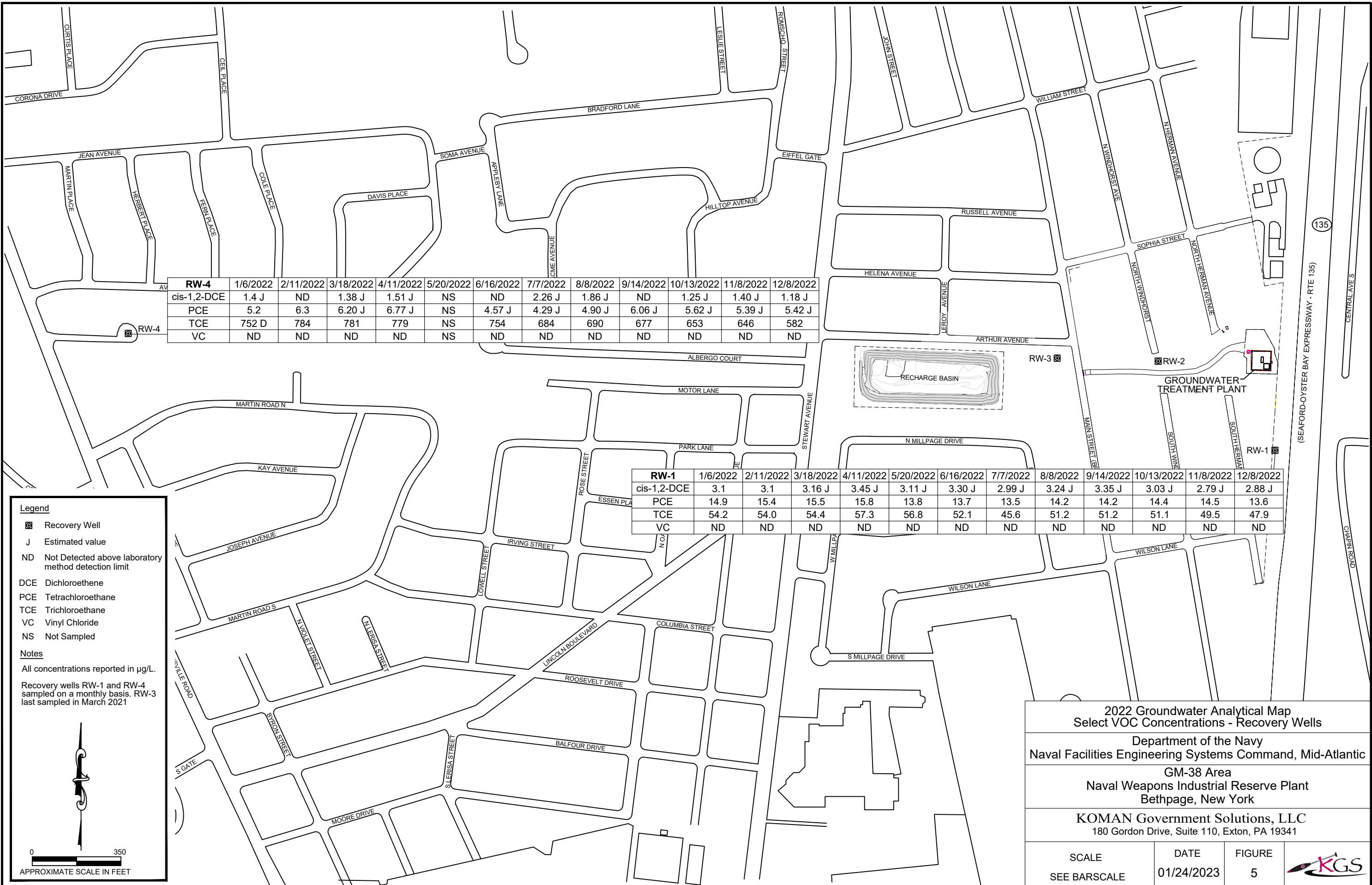
(SEAFORD-OYSTER BAY EXPRESSWAY - RTE 135)



Site Map			
Department of the Navy Naval Facilities Engineering Systems Command, Mid-Atlantic			
GM-38 Area Naval Weapons Industrial Reserve Plant Bethpage, New York			
KOMAN Government Solutions, LLC 180 Gordon Drive, Suite 110, Exton, PA 19341			
SCALE SEE BARSCALE	DATE 10/21/2022	FIGURE 3	



Recovery Well Locations			
Department of the Navy Naval Facilities Engineering Systems Command, Mid-Atlantic			
GM-38 Area Naval Weapons Industrial Reserve Plant Bethpage, New York			
KOMAN Government Solutions, LLC 180 Gordon Drive, Suite 110, Exton, PA 19341			
SCALE SEE BARSCALE	DATE 10/21/2022	FIGURE 4	



RW-4	1/6/2022	2/11/2022	3/18/2022	4/11/2022	5/20/2022	6/16/2022	7/7/2022	8/8/2022	9/14/2022	10/13/2022	11/8/2022	12/8/2022
cis-1,2-DCE	1.4 J	ND	1.38 J	1.51 J	NS	ND	2.26 J	1.86 J	ND	1.25 J	1.40 J	1.18 J
PCE	5.2	6.3	6.20 J	6.77 J	NS	4.57 J	4.29 J	4.90 J	6.06 J	5.62 J	5.39 J	5.42 J
TCE	752 D	784	781	779	NS	754	684	690	677	653	646	582
VC	ND	ND	ND	ND	NS	ND	ND	ND	ND	ND	ND	ND

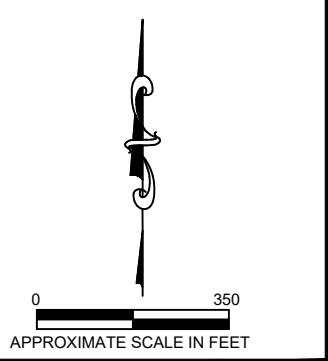
RW-1	1/6/2022	2/11/2022	3/18/2022	4/11/2022	5/20/2022	6/16/2022	7/7/2022	8/8/2022	9/14/2022	10/13/2022	11/8/2022	12/8/2022
cis-1,2-DCE	3.1	3.1	3.16 J	3.45 J	3.11 J	3.30 J	2.99 J	3.24 J	3.35 J	3.03 J	2.79 J	2.88 J
PCE	14.9	15.4	15.5	15.8	13.8	13.7	13.5	14.2	14.2	14.4	14.5	13.6
TCE	54.2	54.0	54.4	57.3	56.8	52.1	45.6	51.2	51.2	51.1	49.5	47.9
VC	ND	ND	ND	ND	ND	ND	ND	ND	ND	ND	ND	ND

- Legend**
- ☑ Recovery Well
 - J Estimated value
 - ND Not Detected above laboratory method detection limit
 - DCE Dichloroethene
 - PCE Tetrachloroethane
 - TCE Trichloroethane
 - VC Vinyl Chloride
 - NS Not Sampled

Notes

All concentrations reported in µg/L.

Recovery wells RW-1 and RW-4 sampled on a monthly basis. RW-3 last sampled in March 2021



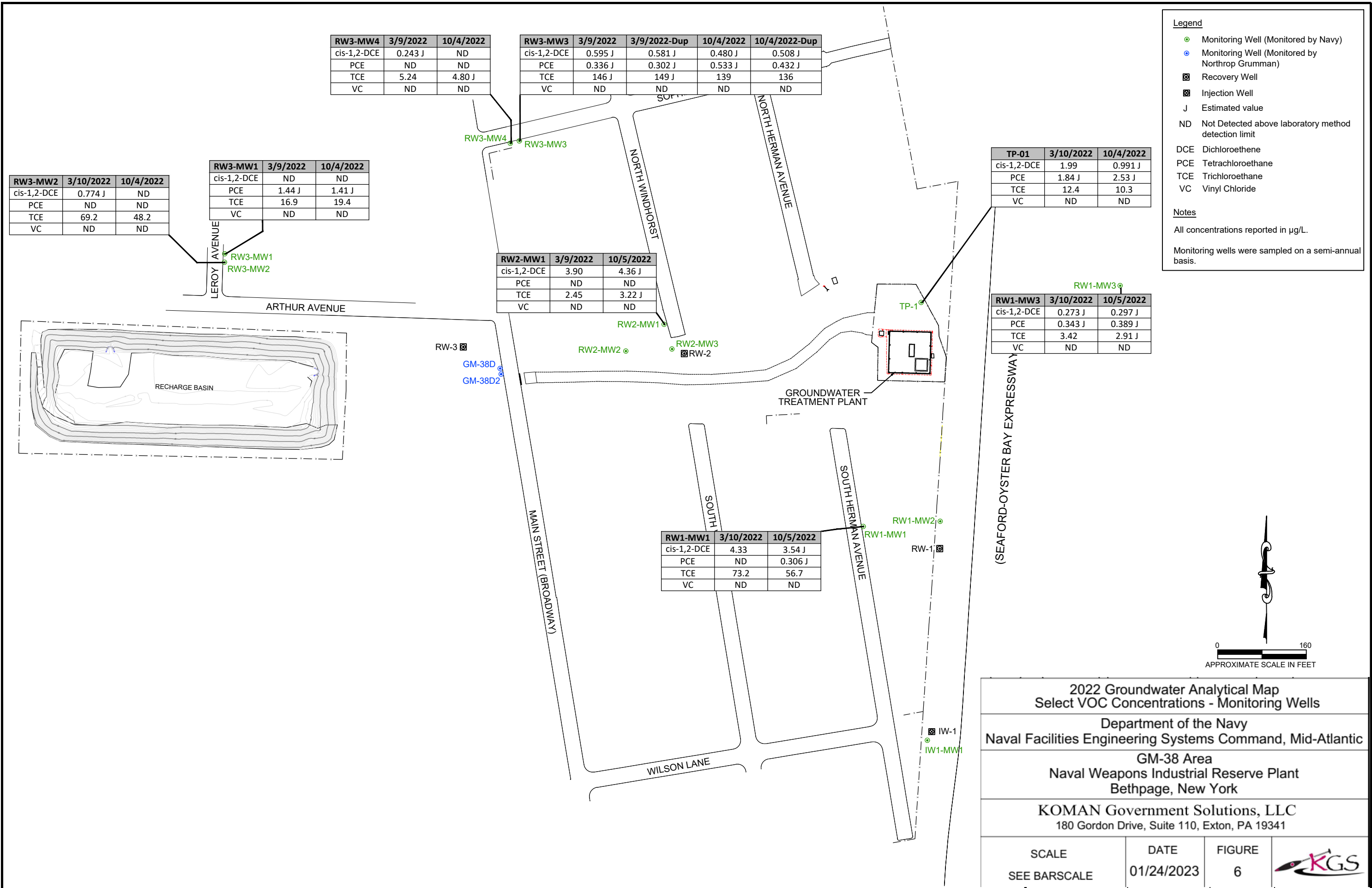
2022 Groundwater Analytical Map
Select VOC Concentrations - Recovery Wells

Department of the Navy
 Naval Facilities Engineering Systems Command, Mid-Atlantic

GM-38 Area
 Naval Weapons Industrial Reserve Plant
 Bethpage, New York

KOMAN Government Solutions, LLC
 180 Gordon Drive, Suite 110, Exton, PA 19341

SCALE	DATE	FIGURE
SEE BARSCALE	01/24/2023	5



RW3-MW4	3/9/2022	10/4/2022
cis-1,2-DCE	0.243 J	ND
PCE	ND	ND
TCE	5.24	4.80 J
VC	ND	ND

RW3-MW3	3/9/2022	3/9/2022-Dup	10/4/2022	10/4/2022-Dup
cis-1,2-DCE	0.595 J	0.581 J	0.480 J	0.508 J
PCE	0.336 J	0.302 J	0.533 J	0.432 J
TCE	146 J	149 J	139	136
VC	ND	ND	ND	ND

RW3-MW2	3/10/2022	10/4/2022
cis-1,2-DCE	0.774 J	ND
PCE	ND	ND
TCE	69.2	48.2
VC	ND	ND

RW3-MW1	3/9/2022	10/4/2022
cis-1,2-DCE	ND	ND
PCE	1.44 J	1.41 J
TCE	16.9	19.4
VC	ND	ND

RW2-MW1	3/9/2022	10/5/2022
cis-1,2-DCE	3.90	4.36 J
PCE	ND	ND
TCE	2.45	3.22 J
VC	ND	ND

TP-01	3/10/2022	10/4/2022
cis-1,2-DCE	1.99	0.991 J
PCE	1.84 J	2.53 J
TCE	12.4	10.3
VC	ND	ND

RW1-MW3	3/10/2022	10/5/2022
cis-1,2-DCE	0.273 J	0.297 J
PCE	0.343 J	0.389 J
TCE	3.42	2.91 J
VC	ND	ND

RW1-MW1	3/10/2022	10/5/2022
cis-1,2-DCE	4.33	3.54 J
PCE	ND	0.306 J
TCE	73.2	56.7
VC	ND	ND

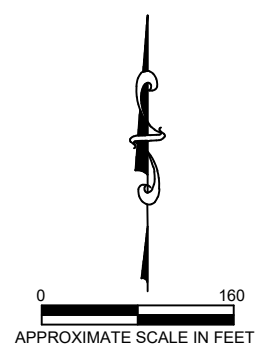
Legend

- Monitoring Well (Monitored by Navy)
- Monitoring Well (Monitored by Northrop Grumman)
- ⊠ Recovery Well
- ⊡ Injection Well
- J Estimated value
- ND Not Detected above laboratory method detection limit

Notes

All concentrations reported in µg/L.

Monitoring wells were sampled on a semi-annual basis.



2022 Groundwater Analytical Map
Select VOC Concentrations - Monitoring Wells

Department of the Navy
 Naval Facilities Engineering Systems Command, Mid-Atlantic

GM-38 Area
 Naval Weapons Industrial Reserve Plant
 Bethpage, New York

KOMAN Government Solutions, LLC
 180 Gordon Drive, Suite 110, Exton, PA 19341

SCALE	DATE	FIGURE	
SEE BARSCALE	01/24/2023	6	

Figure 7
GM-38 Area Groundwater Remediation
Naval Weapons Industrial Reserve Plant - Bethpage, NY
Groundwater Concentration Trends of Select VOCs
RW1

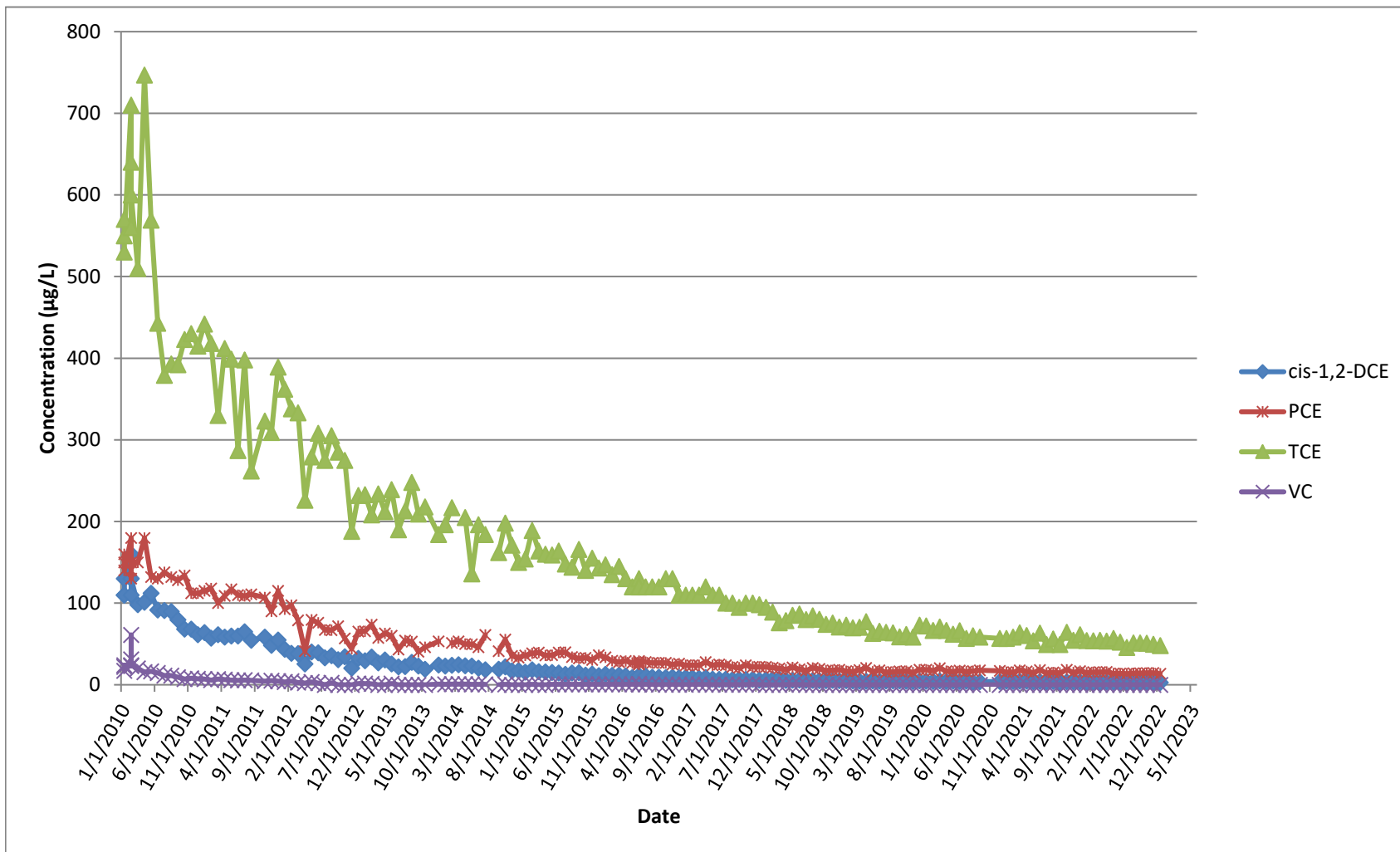


Figure 8
GM-38 Area Groundwater Remediation
Naval Weapons Industrial Reserve Plant - Bethpage, NY
Groundwater Concentration Trends of Select VOCs
RW4

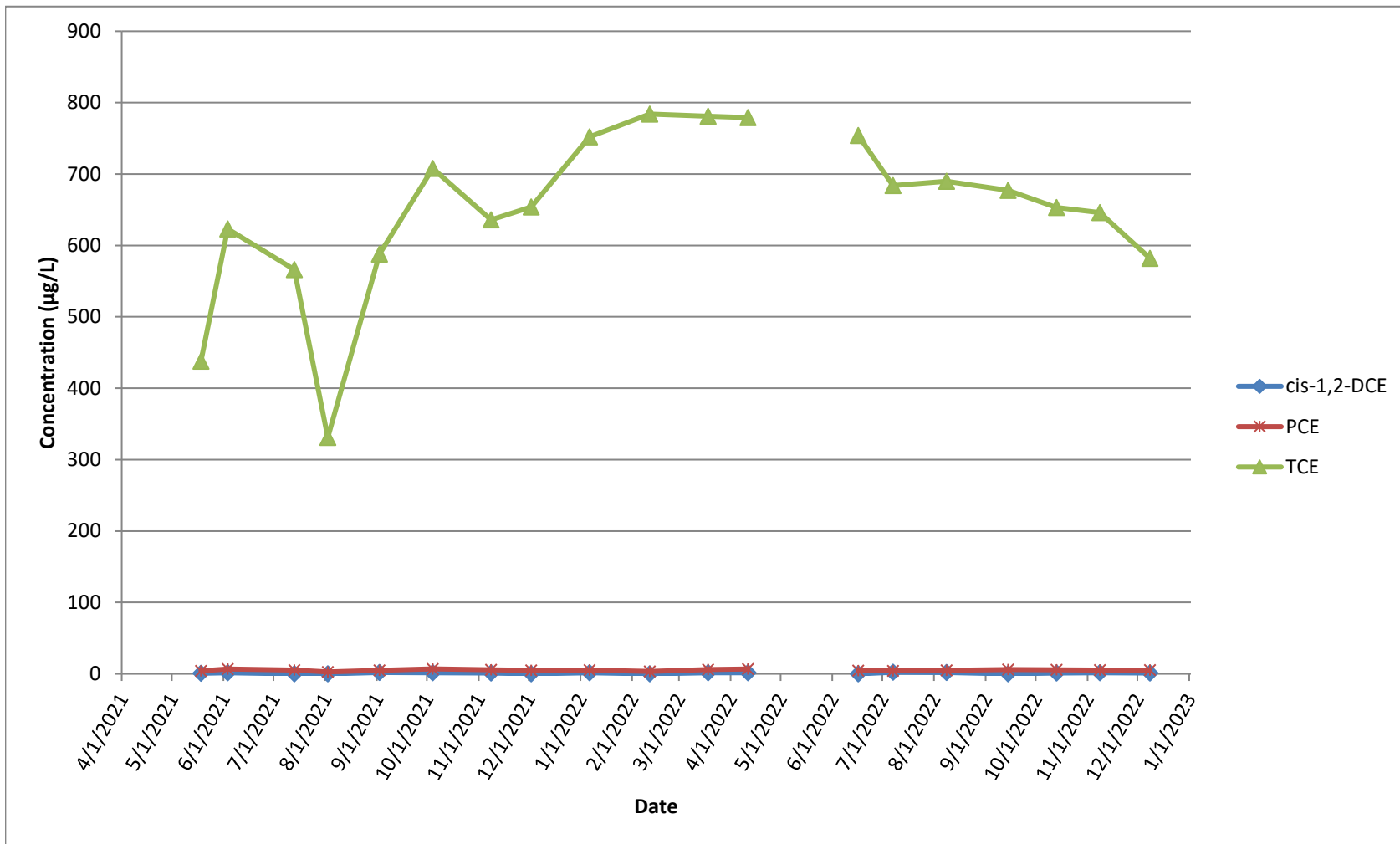


Figure 9
GM-38 Area Groundwater Remediation
Naval Weapons Industrial Reserve Plant - Bethpage, NY
Groundwater Concentration Trends of Select VOCs

RW4

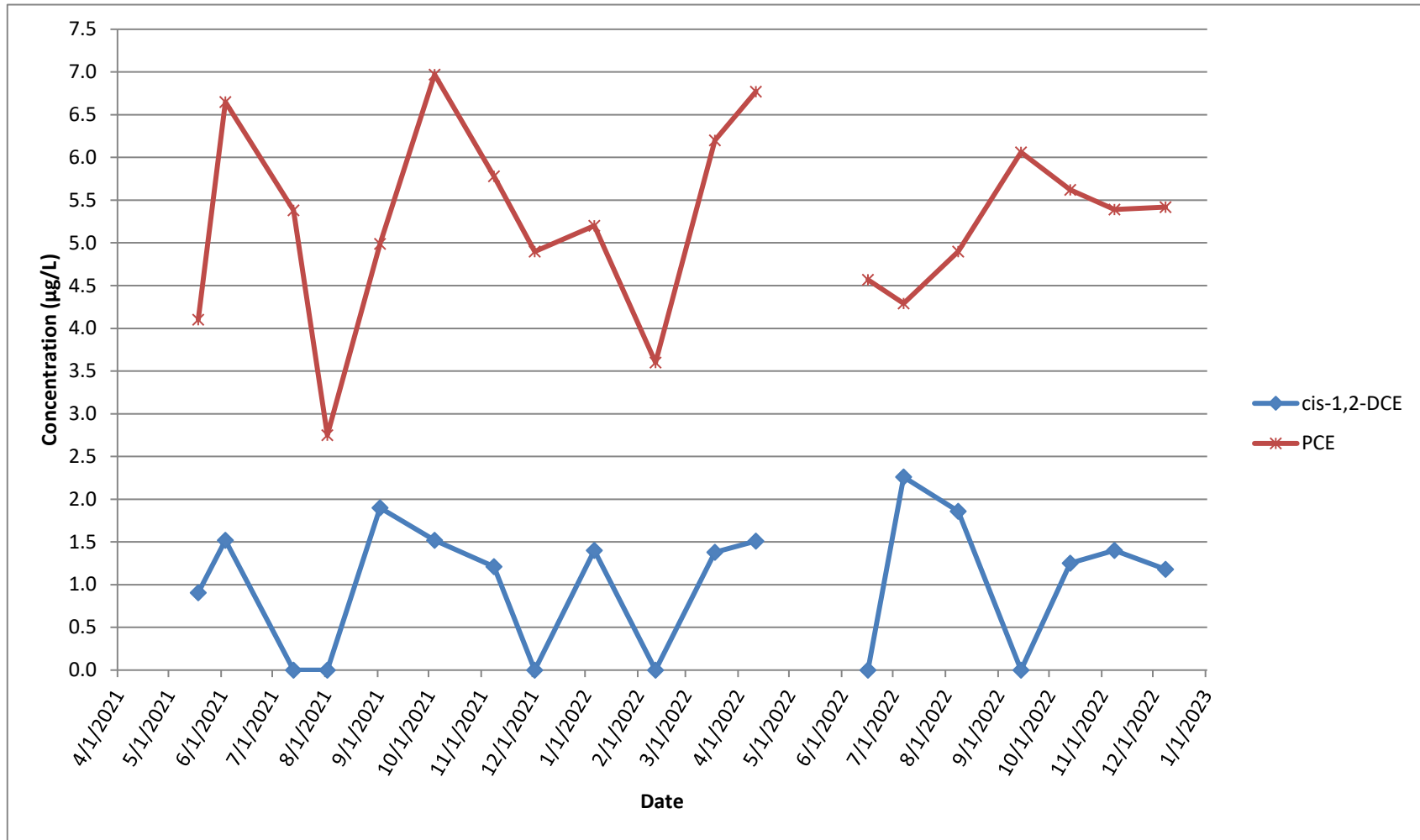


Figure 10
GM-38 Area Groundwater Remediation
Naval Weapons Industrial Reserve Plant - Bethpage, NY
Groundwater Concentration Trends of Select VOCs
RW1-MW1

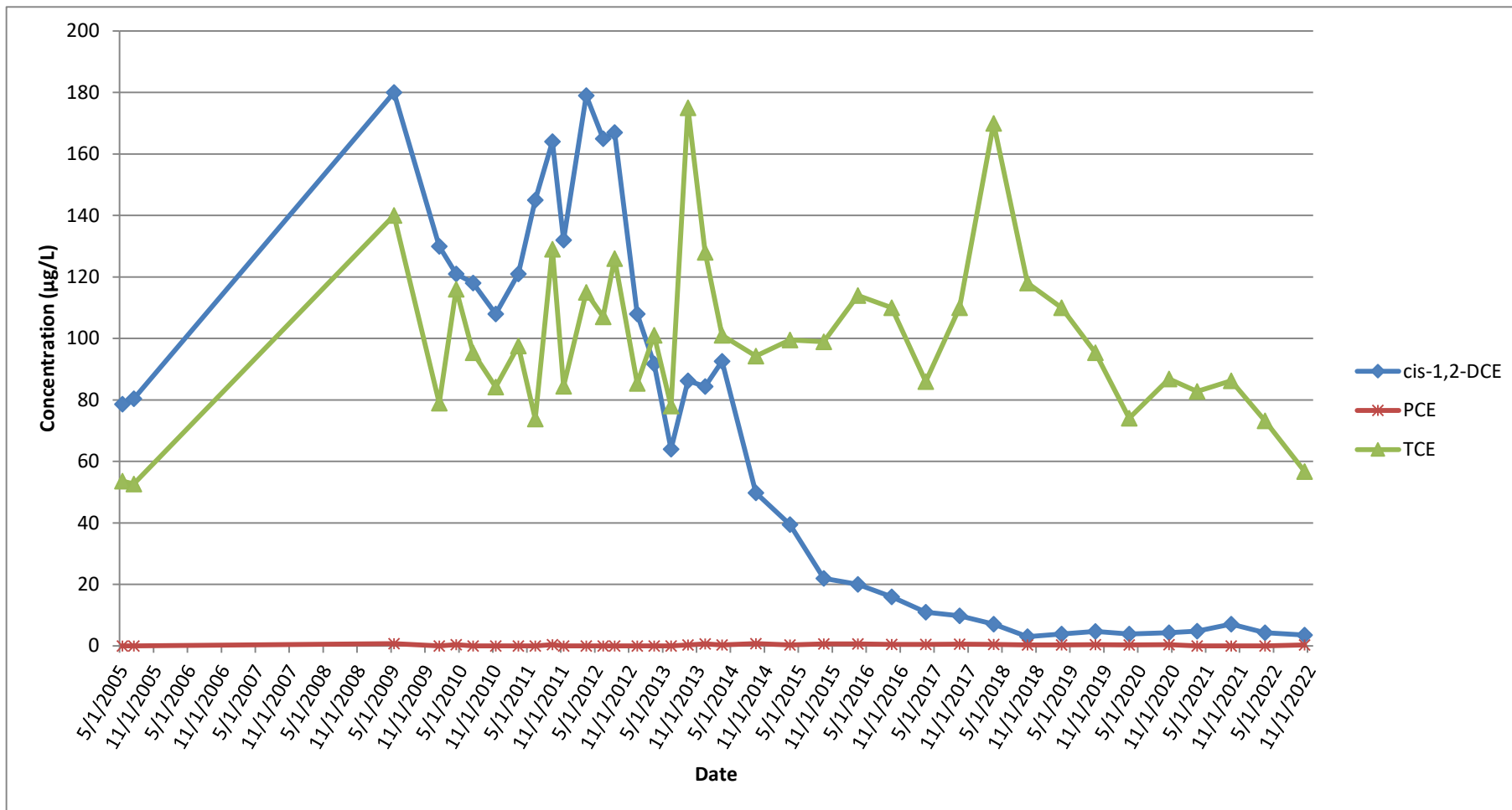


Figure 11
GM-38 Area Groundwater Remediation
Naval Weapons Industrial Reserve Plant - Bethpage, NY
Groundwater Concentration Trends of Select VOCs
RW1-MW3

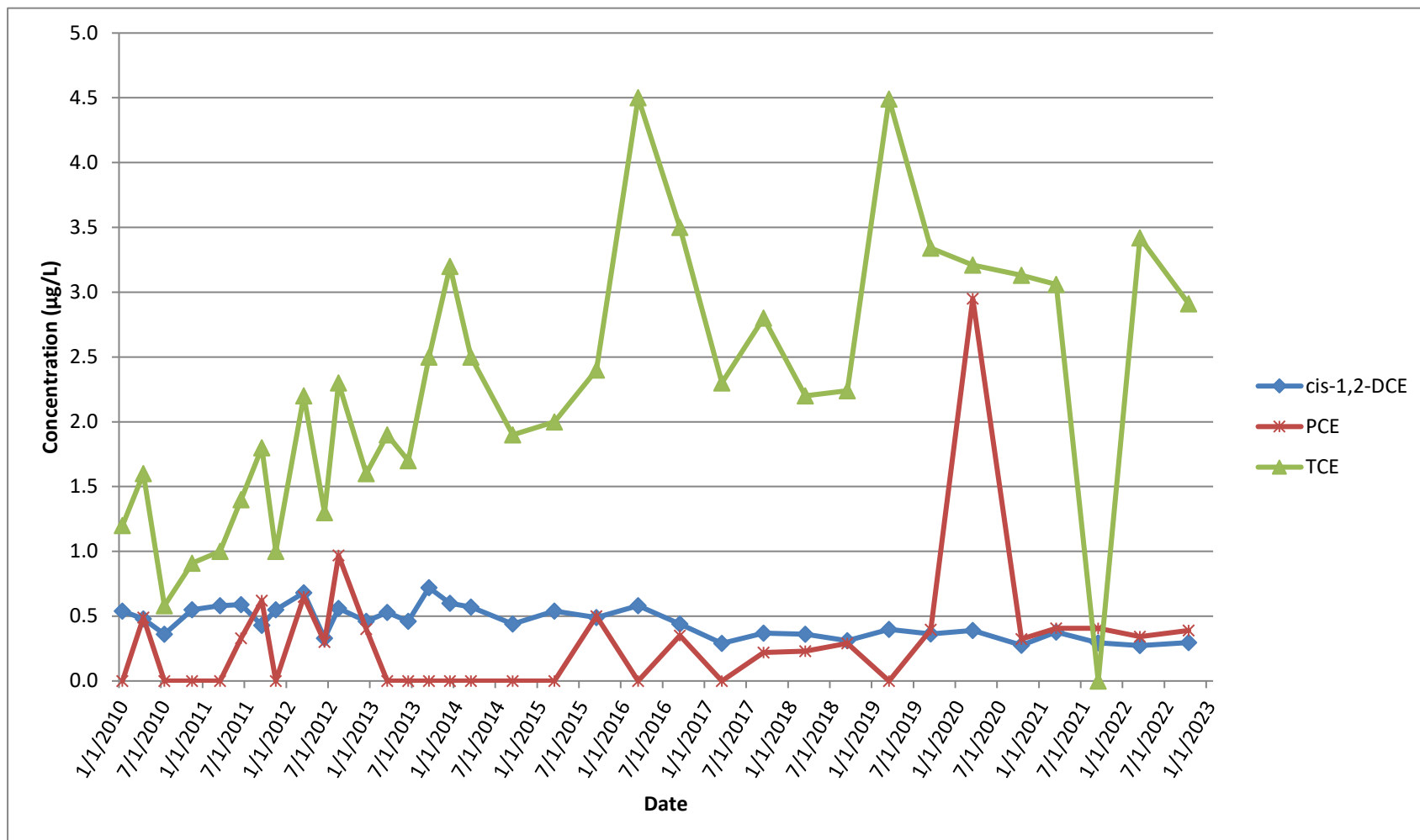


Figure 12
GM-38 Area Groundwater Remediation
Naval Weapons Industrial Reserve Plant - Bethpage, NY
Groundwater Concentration Trends of Select VOCs
RW2-MW1

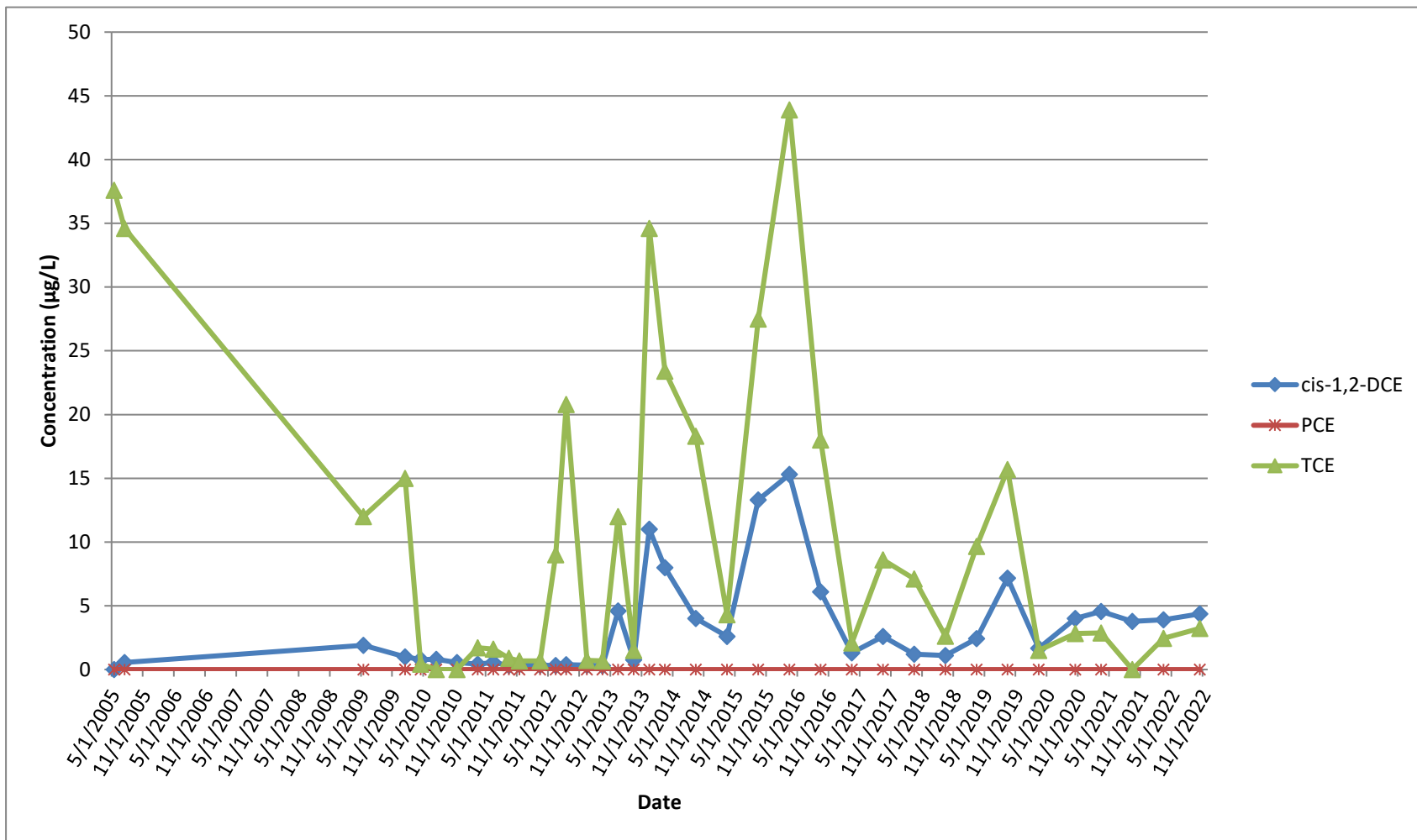


Figure 13
GM-38 Area Groundwater Remediation
Naval Weapons Industrial Reserve Plant - Bethpage, NY
Groundwater Concentration Trends of Select VOCs
RW3-MW1

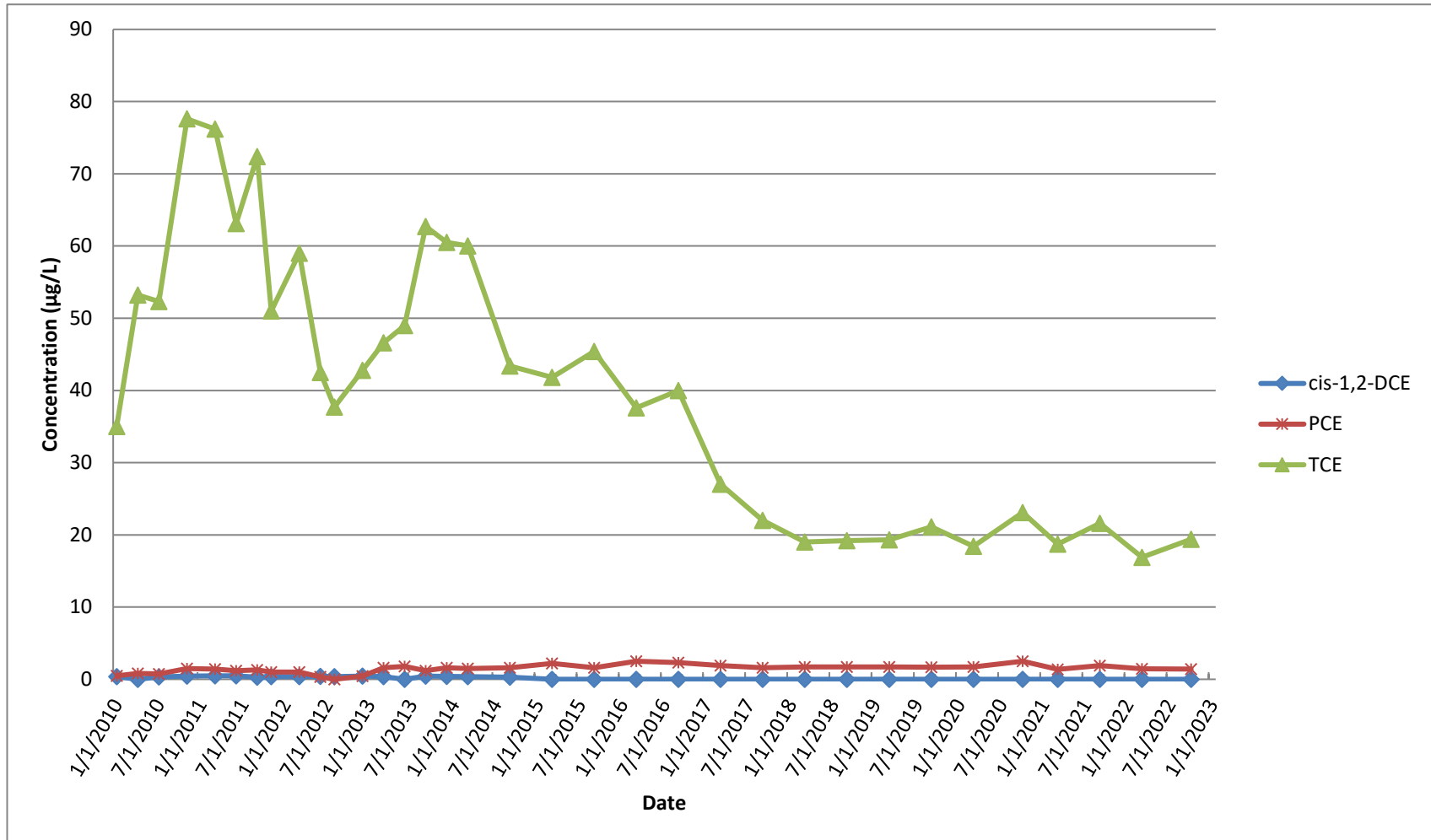


Figure 14
GM-38 Area Groundwater Remediation
Naval Weapons Industrial Reserve Plant - Bethpage, NY
Groundwater Concentration Trends of Select VOCs
RW3-MW2

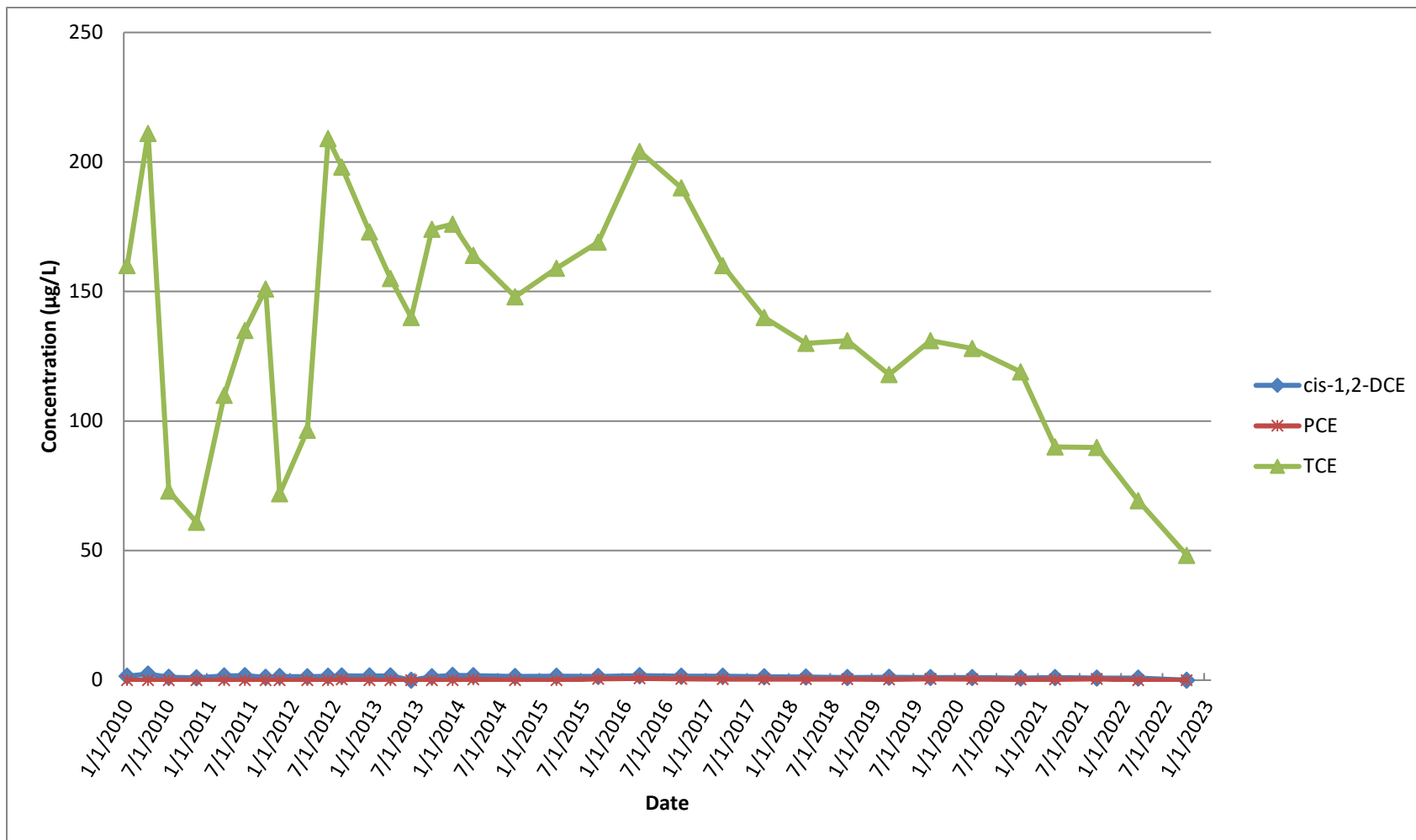


Figure 15
GM-38 Area Groundwater Remediation
Naval Weapons Industrial Reserve Plant - Bethpage, NY
Groundwater Concentration Trends of Select VOCs
RW3-MW3

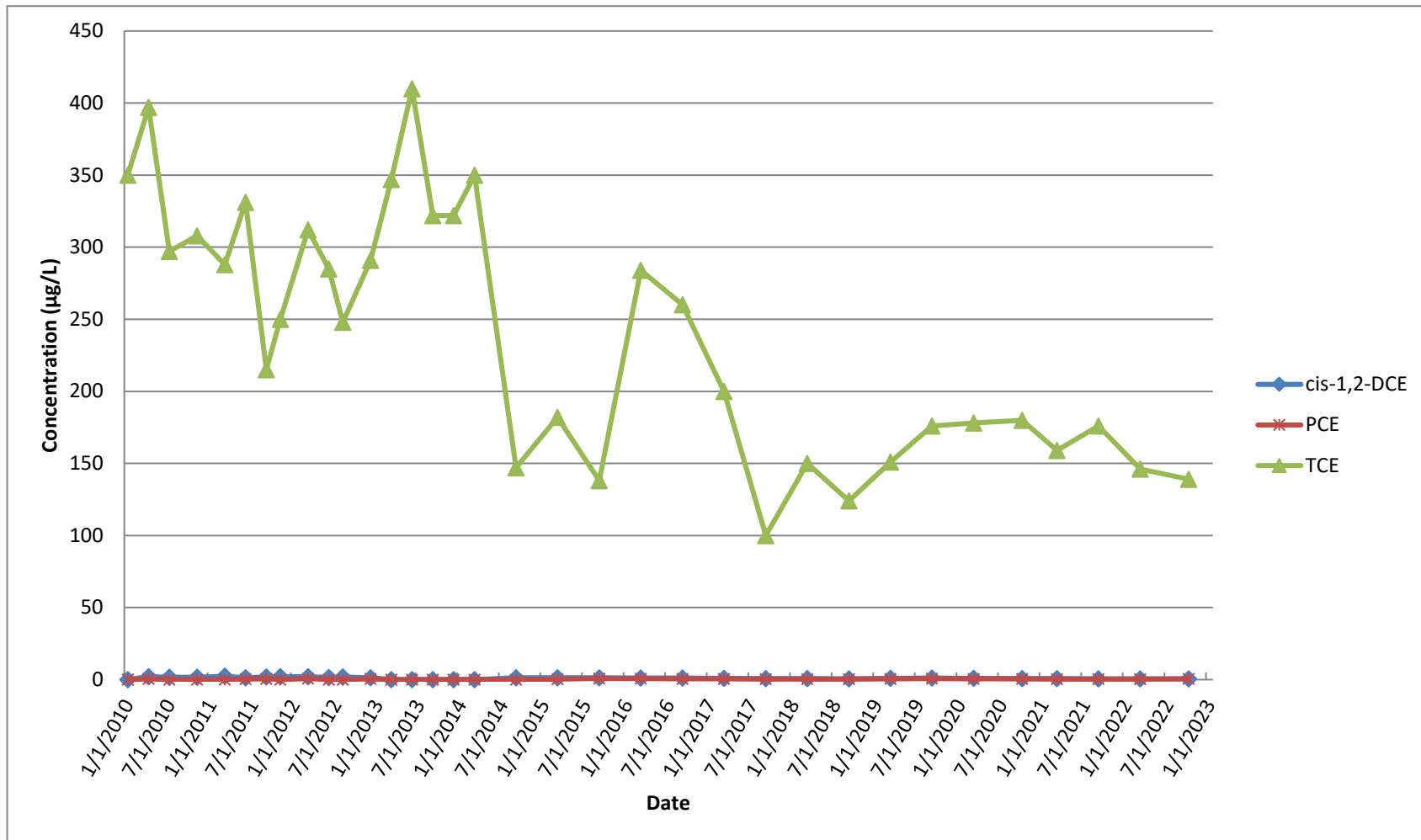


Figure 16
GM-38 Area Groundwater Remediation
Naval Weapons Industrial Reserve Plant - Bethpage, NY
Groundwater Concentration Trends of Select VOCs
RW3-MW4

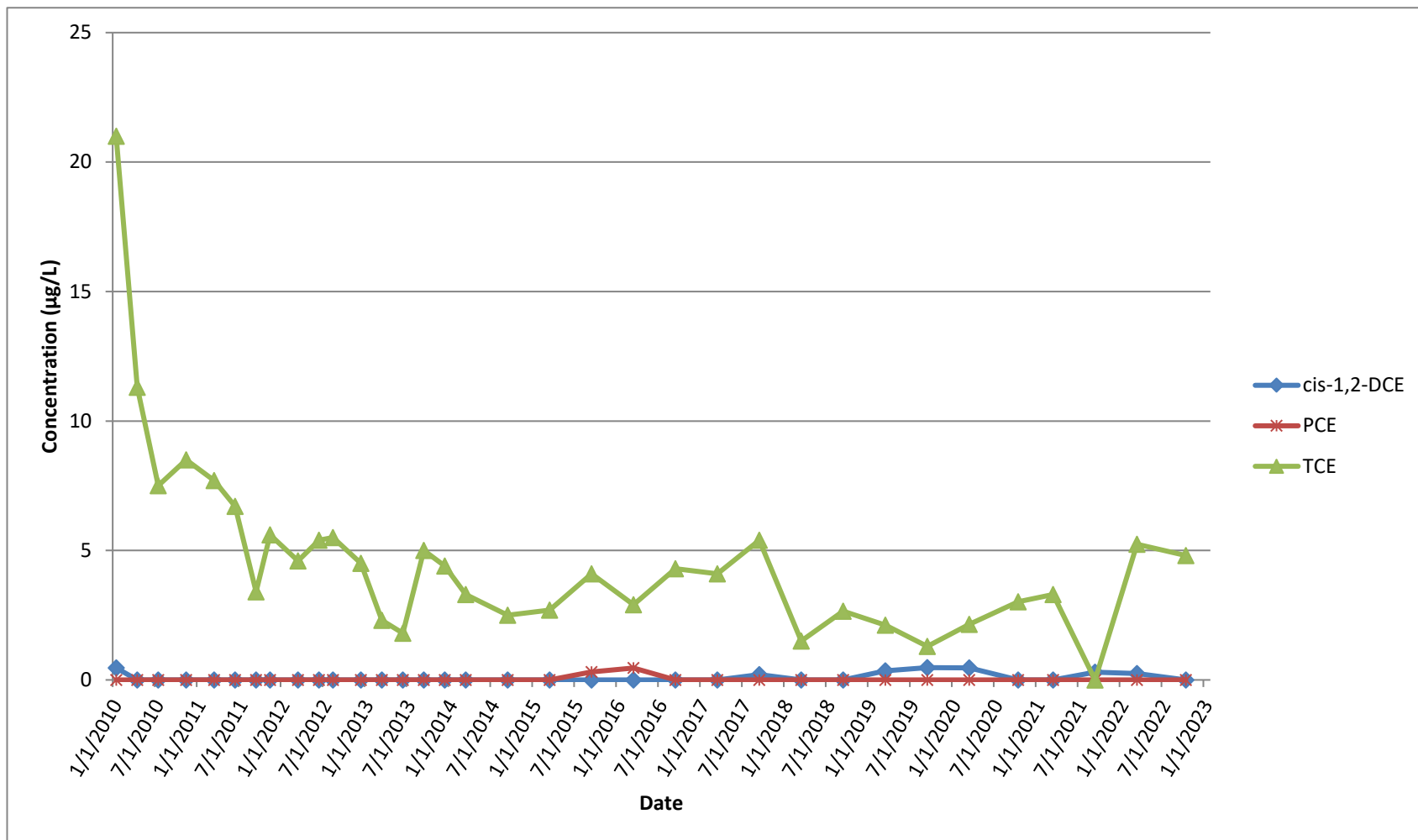
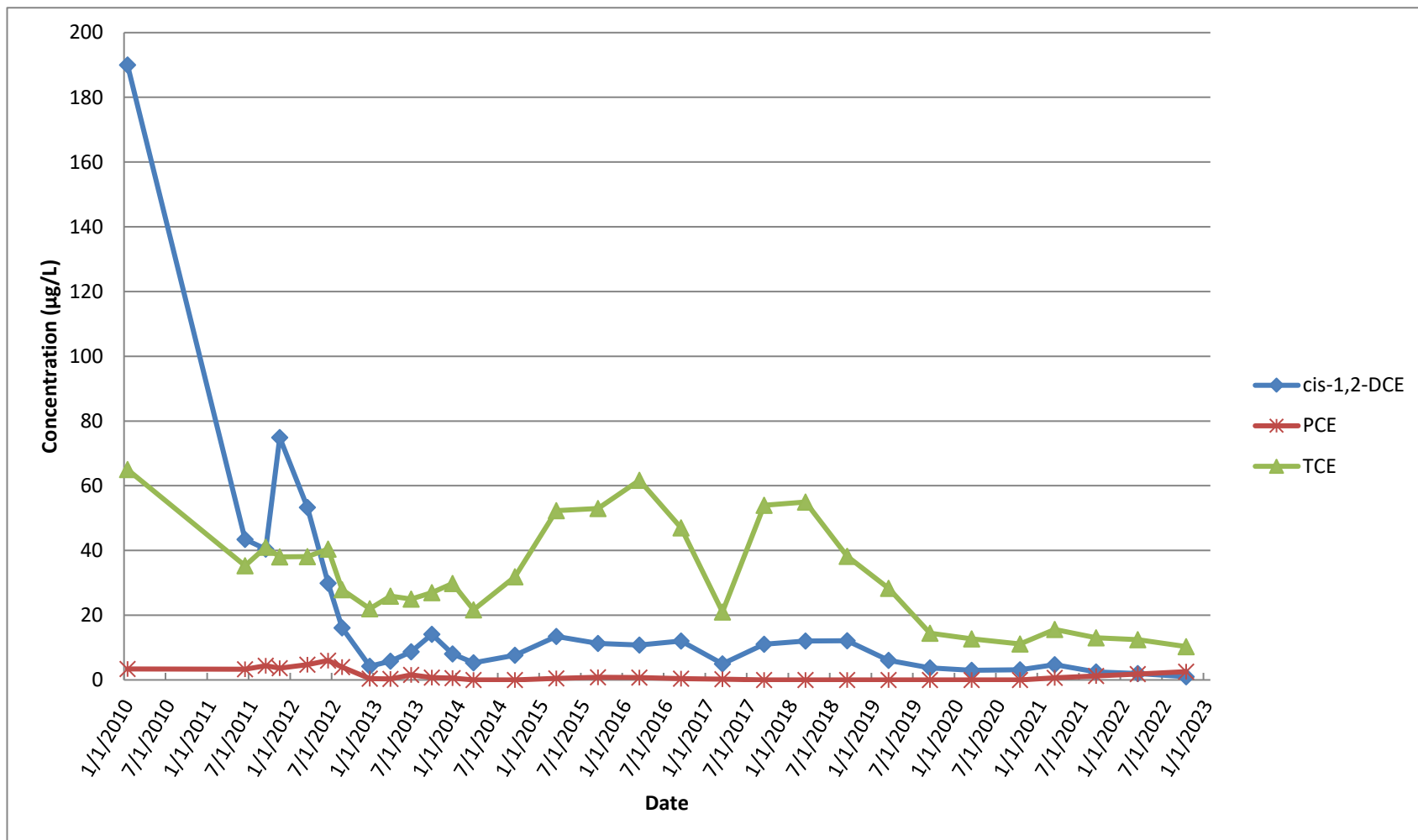


Figure 17
GM-38 Area Groundwater Remediation
Naval Weapons Industrial Reserve Plant - Bethpage, NY
Groundwater Concentration Trends of Select VOCs
TP-01



TABLES

Table 1
GM-38 Area Groundwater Remediation
Groundwater Treatment Plant
Naval Weapons Industrial Reserve Plant - Bethpage, NY
Discharge Monitoring Results
Fourth Quarter 2022

SPDES Parameters ¹	Daily Maximum Goal	Units	October 2022											
			RW-1	RW-3	RW-4	Combined Influent	Treated Effluent	Treated Effluent DUPLICATE	Air Stripper Effluent (ASE)	Bag Filter Effluent (BFE)	Liquid Carbon 1 Effluent (LC1)	Liquid Carbon 2 Effluent (LC2)	Liquid Carbon 3 Effluent (LC3)	AOP Influent
Process Stream														
Well Depth		ft	445	530	675	N/A	N/A	N/A	N/A	N/A	N/A	N/A	N/A	N/A
Screened Interval		ft	335-395 410-430	392-412 442-504	570-670	N/A	N/A	N/A	N/A	N/A	N/A	N/A	N/A	N/A
Sampling Date	N/A		10/13/22											
Average Flowrate	1100	GPM	479	0	478	957	977	NR	NR	702	NR	NR	NR	NR
Total Flow	N/A	gallons	21,177,400	0	21,114,000	42,291,400	43,178,800	NR	NR	31,023,500	NR	NR	NR	NR
pH	5.5 - 8.5	SU	5.67	NS	6.32	5.99	6.93	6.92	6.86	6.88	6.90	6.92	6.93	6.89
Chloroform	5	µg/L	0.259 J	NS	ND (1.0)	0.13 J	ND (1.0)	ND (1.0)	ND (1.0)	ND (1.0)	ND (1.0)	ND (1.0)	ND (1.0)	ND (1.0)
1,1-Dichloroethane	5	µg/L	0.981 J	NS	ND (1.0)	0.49 J	ND (1.0)	ND (1.0)	ND (1.0)	ND (1.0)	ND (1.0)	ND (1.0)	ND (1.0)	ND (1.0)
1,2-Dichloroethane	0.6	µg/L	ND (1.0)	NS	ND (1.0)	ND (1.0)	ND (1.0)	ND (1.0)	ND (1.0)	ND (1.0)	ND (1.0)	ND (1.0)	ND (1.0)	ND (1.0)
1,1-Dichloroethene	5	µg/L	0.504 J	NS	1.62 J	1.06 J	ND (1.0)	ND (1.0)	ND (1.0)	ND (1.0)	ND (1.0)	ND (1.0)	ND (1.0)	ND (1.0)
cis 1,2-Dichloroethene	5	µg/L	3.03 J	NS	1.25 J	2.14 J	ND (1.0)	ND (1.0)	ND (1.0)	ND (1.0)	ND (1.0)	ND (1.0)	ND (1.0)	ND (1.0)
trans 1,2-Dichloroethene	5	µg/L	ND (1.0)	NS	ND (1.0)	ND (1.0)	ND (1.0)	ND (1.0)	ND (1.0)	ND (1.0)	ND (1.0)	ND (1.0)	ND (1.0)	ND (1.0)
Tetrachloroethene	5	µg/L	14.4	NS	5.62 J	10.0	ND (1.0)	ND (1.0)	ND (1.0)	ND (1.0)	ND (1.0)	ND (1.0)	ND (1.0)	ND (1.0)
1,1,1-Trichloroethane	5	µg/L	0.423 J	NS	ND (1.0)	0.21 J	ND (1.0)	ND (1.0)	ND (1.0)	ND (1.0)	ND (1.0)	ND (1.0)	ND (1.0)	ND (1.0)
Trichloroethene	5	µg/L	51.1	NS	653	351.6	0.225 J	0.268 J	5.09	5.26	ND (1.0)	ND (1.0)	ND (1.0)	4.52 J
1,1,2-Trichlorotrifluoroethane	5	µg/L	ND (1.0)	NS	4.87 J	2.4 J	ND (1.0)	ND (1.0)	ND (1.0)	ND (1.0)	ND (1.0)	ND (1.0)	ND (1.0)	ND (1.0)
Vinyl Chloride	2	µg/L	ND (1.0)	NS	ND (1.0)	ND (1.0)	ND (1.0)	ND (1.0)	ND (1.0)	ND (1.0)	ND (1.0)	ND (1.0)	ND (1.0)	ND (1.0)
1,4-Dioxane - 8270D	1	µg/L	1.8	NS	12	6.9	0.10 B/0.094 B	0.10 B	NS	NS	NS	NS	NS	7.1
1,4-Dioxane - 8270D SIM IDMS	1	µg/L	2.0	NS	13	7.5	0.11 B/0.10 B	0.079 *	NS	NS	NS	NS	NS	8.0
Mercury	0.00025	mg/L	ND (0.00010)	NS	ND (0.00010)	ND (0.00010)	ND (0.00010)	ND (0.00010)	ND (0.00010)	ND (0.00010)	ND (0.00010)	ND (0.00010)	ND (0.00010)	ND (0.00010)
Total Suspended Solids (TSS)	N/A	mg/L	ND (1.0)	NS	ND (1.0)	ND (1.0)	ND (1.0)	ND (1.0)	ND (1.0)	ND (1.0)	ND (1.0)	ND (1.0)	ND (1.0)	NS

Table 1
GM-38 Area Groundwater Remediation
Groundwater Treatment Plant
Naval Weapons Industrial Reserve Plant - Bethpage, NY
Discharge Monitoring Results
Fourth Quarter 2022

SPDES Parameters ¹	Daily Maximum Goal	Units	November 2022											
			RW-1	RW-3	RW-4	Combined Influent	Treated Effluent	Treated Effluent DUPLICATE	Air Stripper Effluent (ASE)	Bag Filter Effluent (BFE)	Liquid Carbon 1 Effluent (LC1)	Liquid Carbon 2 Effluent (LC2)	Liquid Carbon 3 Effluent (LC3)	AOP Influent
Process Stream														
Well Depth		ft	445	530	675	N/A	N/A	N/A	N/A	N/A	N/A	N/A	N/A	N/A
Screened Interval		ft	335-395 410-430	392-412 442-504	570-670	N/A	N/A	N/A	N/A	N/A	N/A	N/A	N/A	N/A
Sampling Date	N/A		11/8/22											
Average Flowrate	1100	GPM	496	0	494	990	1,017	NR	NR	975	NR	NR	NR	NR
Total Flow	N/A	gallons	21,008,600	0	20,932,200	41,940,800	43,099,700	NR	NR	41,309,700	NR	NR	NR	NR
pH	5.5 - 8.5	SU	5.55	NS	6.28	5.91	6.91	6.89	6.87	6.88	6.90	6.91	6.91	6.88
Chloroform	5	µg/L	0.285 J	NS	ND (1.0)	0.14 J	ND (1.0)	ND (1.0)	ND (1.0)	ND (1.0)	ND (1.0)	ND (1.0)	ND (1.0)	ND (1.0)
1,1-Dichloroethane	5	µg/L	0.879 J	NS	ND (1.0)	0.44 J	ND (1.0)	ND (1.0)	ND (1.0)	ND (1.0)	ND (1.0)	ND (1.0)	ND (1.0)	ND (1.0)
1,2-Dichloroethane	0.6	µg/L	ND (1.0)	NS	ND (1.0)	ND (1.0)	ND (1.0)	ND (1.0)	ND (1.0)	ND (1.0)	ND (1.0)	ND (1.0)	ND (1.0)	ND (1.0)
1,1-Dichloroethene	5	µg/L	0.493 J	NS	1.31 J	0.90 J	ND (1.0)	ND (1.0)	ND (1.0)	ND (1.0)	ND (1.0)	ND (1.0)	ND (1.0)	ND (1.0)
cis 1,2-Dichloroethene	5	µg/L	2.79 J	NS	1.40 J	2.10 J	ND (1.0)	ND (1.0)	ND (1.0)	ND (1.0)	ND (1.0)	ND (1.0)	ND (1.0)	ND (1.0)
trans 1,2-Dichloroethene	5	µg/L	ND (1.0)	NS	ND (1.0)	ND (1.0)	ND (1.0)	ND (1.0)	ND (1.0)	ND (1.0)	ND (1.0)	ND (1.0)	ND (1.0)	ND (1.0)
Tetrachloroethene	5	µg/L	14.5	NS	5.39 J	9.95	ND (1.0)	ND (1.0)	ND (1.0)	ND (1.0)	ND (1.0)	ND (1.0)	ND (1.0)	ND (1.0)
1,1,1-Trichloroethane	5	µg/L	0.301 J	NS	ND (1.0)	0.15 J	ND (1.0)	ND (1.0)	ND (1.0)	ND (1.0)	ND (1.0)	ND (1.0)	ND (1.0)	ND (1.0)
Trichloroethene	5	µg/L	49.5	NS	646	347.2	ND (1.0)	ND (1.0)	5.64	5.42	ND (1.0)	ND (1.0)	ND (1.0)	5.51
1,1,2-Trichlorotrifluoroethane	5	µg/L	ND (1.0)	NS	4.76 J	2.4 J	ND (1.0)	ND (1.0)	ND (1.0)	ND (1.0)	ND (1.0)	ND (1.0)	ND (1.0)	ND (1.0)
Vinyl Chloride	2	µg/L	ND (1.0)	NS	ND (1.0)	ND (1.0)	ND (1.0)	ND (1.0)	ND (1.0)	ND (1.0)	ND (1.0)	ND (1.0)	ND (1.0)	ND (1.0)
1,4-Dioxane - 8270D	1	µg/L	1.6	NS	11	6.3	0.18	0.071	NS	NS	NS	NS	NS	6.0
1,4-Dioxane - 8270D SIM IDMS	1	µg/L	1.9	NS	13	7.4	0.23 B/0.060	0.071/0.088 B	NS	NS	NS	NS	NS	7.7
Mercury	0.00025	mg/L	ND (0.00010)	NS	ND (0.00010)	ND (0.00010)	ND (0.00010)	ND (0.00010)	ND (0.00010)	ND (0.00010)	ND (0.00010)	ND (0.00010)	ND (0.00010)	ND (0.00010)
Total Suspended Solids (TSS)	N/A	mg/L	ND (1.0)	NS	ND (1.0)	ND (1.0)	ND (1.0)	ND (1.0)	ND (1.0)	ND (1.0)	ND (1.0)	ND (1.0)	ND (1.0)	NS

Table 1
GM-38 Area Groundwater Remediation
Groundwater Treatment Plant
Naval Weapons Industrial Reserve Plant - Bethpage, NY
Discharge Monitoring Results
Fourth Quarter 2022

SPDES Parameters ¹	Daily Maximum Goal	Units	December 2022											
			RW-1	RW-3	RW-4	Combined Influent	Treated Effluent	Treated Effluent DUPLICATE	Air Stripper Effluent (ASE)	Bag Filter Effluent (BFE)	Liquid Carbon 1 Effluent (LC1)	Liquid Carbon 2 Effluent (LC2)	Liquid Carbon 3 Effluent (LC3)	AOP Influent
Process Stream														
Well Depth		ft	445	530	675	N/A	N/A	N/A	N/A	N/A	N/A	N/A	N/A	N/A
Screened Interval		ft	335-395 410-430	392-412 442-504	570-670	N/A	N/A	N/A	N/A	N/A	N/A	N/A	N/A	N/A
Sampling Date	N/A		12/8/22											
Average Flowrate	1100	GPM	477	0	491	968	1,006	NR	NR	962	NR	NR	NR	NR
Total Flow	N/A	gallons	21,235,167	0	21,837,667	43,072,833	44,748,933	NR	NR	42,801,067	NR	NR	NR	NR
pH	5.5 - 8.5	SU	5.57	NS	6.30	5.94	6.90	6.91	6.87	6.89	6.89	6.90	6.90	6.86
Chloroform	5	µg/L	ND (1.0)	NS	ND (1.0)	ND (1.0)	ND (1.0)	ND (1.0)	ND (1.0)	ND (1.0)	ND (1.0)	ND (1.0)	ND (1.0)	ND (1.0)
1,1-Dichloroethane	5	µg/L	0.960 J	NS	ND (1.0)	0.47 J	ND (1.0)	ND (1.0)	ND (1.0)	ND (1.0)	ND (1.0)	ND (1.0)	ND (1.0)	ND (1.0)
1,2-Dichloroethane	0.6	µg/L	ND (1.0)	NS	ND (1.0)	ND (1.0)	ND (1.0)	ND (1.0)	ND (1.0)	ND (1.0)	ND (1.0)	ND (1.0)	ND (1.0)	ND (1.0)
1,1-Dichloroethene	5	µg/L	0.452 J	NS	1.34 J	0.90 J	ND (1.0)	ND (1.0)	ND (1.0)	ND (1.0)	ND (1.0)	ND (1.0)	ND (1.0)	ND (1.0)
cis 1,2-Dichloroethene	5	µg/L	2.88 J	NS	1.18 J	2.02 J	ND (1.0)	ND (1.0)	ND (1.0)	ND (1.0)	ND (1.0)	ND (1.0)	ND (1.0)	ND (1.0)
trans 1,2-Dichloroethene	5	µg/L	ND (1.0)	NS	ND (1.0)	ND (1.0)	ND (1.0)	ND (1.0)	ND (1.0)	ND (1.0)	ND (1.0)	ND (1.0)	ND (1.0)	ND (1.0)
Tetrachloroethene	5	µg/L	13.6	NS	5.42 J	9.5	ND (1.0)	ND (1.0)	ND (1.0)	ND (1.0)	ND (1.0)	ND (1.0)	ND (1.0)	ND (1.0)
1,1,1-Trichloroethane	5	µg/L	ND (1.0)	NS	ND (1.0)	ND (1.0)	ND (1.0)	ND (1.0)	ND (1.0)	ND (1.0)	ND (1.0)	ND (1.0)	ND (1.0)	ND (1.0)
Trichloroethene	5	µg/L	47.9	NS	582	318.7	ND (1.0)	ND (1.0)	6.50	6.39	ND (1.0)	ND (1.0)	ND (1.0)	5.95
1,1,2-Trichlorotrifluoroethane	5	µg/L	ND (1.0)	NS	5.30 J	2.7 J	ND (1.0)	ND (1.0)	ND (1.0)	ND (1.0)	ND (1.0)	ND (1.0)	ND (1.0)	ND (1.0)
Vinyl Chloride	2	µg/L	ND (1.0)	NS	ND (1.0)	ND (1.0)	ND (1.0)	ND (1.0)	ND (1.0)	ND (1.0)	ND (1.0)	ND (1.0)	ND (1.0)	ND (1.0)
1,4-Dioxane - 8270D	1	µg/L	1.6	NS	12	6.9	0.35	0.30	NS	NS	NS	NS	NS	5.6
1,4-Dioxane - 8270D SIM IDMS	1	µg/L	NS	NS	NS	NS	NS	NS	NS	NS	NS	NS	NS	NS
Mercury	0.00025	mg/L	ND (0.00010)	NS	ND (0.00010)	ND (0.00010)	ND (0.00010)	ND (0.00010)	ND (0.00010)	ND (0.00010)	ND (0.00010)	ND (0.00010)	ND (0.00010)	ND (0.00010)
Total Suspended Solids (TSS)	N/A	mg/L	ND (1.0)	NS	ND (1.0)	ND (1.0)	ND (1.0)	ND (1.0)	1.4	ND (1.0)	ND (1.0)	ND (1.0)	ND (1.0)	NS

Notes:

B - Method blank contamination

J - Estimated result between laboratory method detection limit and reporting limit

NA - Not Applicable

ND - Not detected above laboratory method detection limit. Limit of detection (LOD) given in parentheses.

NR - Not Recorded

NS - Not Sampled

gpm - gallons per minute

* - Indicates the samples were reanalyzed outside of the holdtime.

-- LOD for non-detect combined well influent not applicable; RW-4 sample required dilution.

(1) Wastewater discharge equivalence permit renewed on 18 August 2017. Discharge limits established for 10 years. Chloroform, 1,4-dioxane and 1,1,2-trichlorotrifluoroethane are now monitored under the new permit.

Table 2
GM-38 Area Groundwater Remediation
Groundwater Treatment Plant
Naval Weapons Industrial Reserve Plant - Bethpage, NY
2022 Annual Flow Summary

Monthly Flow Totals		
Month	Total GWTP Influent Flow (gal)	Total GWTP Effluent Flow (gal)
Jan-22	37,031,944	39,461,845
Feb-22	34,445,100	36,375,000
Mar-22	37,008,700	39,014,300
Apr-22	34,761,216	37,670,843
May-22	37,727,084	38,816,757
Jun-22	37,617,500	39,708,700
Jul-22	37,725,971	39,261,251
Aug-22	44,896,329	45,982,249
Sep-22	39,063,300	41,404,800
Oct-22	42,291,400	43,178,800
Nov-22	41,940,800	43,099,700
Dec-22	43,072,833	44,748,933
Annual Flow Summary		
	GWTP Influent	GWTP Effluent
2022 Total (gal)	467,582,177	488,723,178
2022 Monthly Average (gal)	38,965,181	40,726,932
2022 Effective Flowrate (gpm)	890	930
2022 Average Flowrate (gpm)	922	964

Notes:

gpm = gallons per minute

Effective Flowrate = total flow volume (gal) / total time period (min)

Average Flowrate = total flow volume (gal) / total system run time (min)

Table 3
GM-38 Area Groundwater Remediation
Groundwater Treatment Plant
Naval Weapons Industrial Reserve Plant - Bethpage, NY
2022 Mass Removal Summary

Month	Total Flow (gal)			CCl ₄			1,1-DCA			1,2-DCA			1,1-DCE			cis-1,2-DCE		
	GWTP Effluent	GWTP Inflow	2022 Cumulative Inflow	Influent Concentration (µg/l)	Mass Removal (lb)	2022 Cumulative Mass Removal (lb)	Influent Concentration (µg/l)	Mass Removal (lb)	2022 Cumulative Mass Removal (lb)	Influent Concentration (µg/l)	Mass Removal (lb)	2022 Cumulative Mass Removal (lb)	Influent Concentration (µg/l)	Mass Removal (lb)	2022 Cumulative Mass Removal (lb)	Influent Concentration (µg/l)	Mass Removal (lb)	2022 Cumulative Mass Removal (lb)
Jan-22	39,461,845	37,031,944	37,031,944	0.00	0.0000	0.0000	0.69	0.2132	0.2132	0.00	0.0000	0.0000	0.97	0.2997	0.2997	2.61	0.8065	0.8065
Feb-22	36,375,000	34,445,100	71,477,044	0.00	0.0000	0.0000	0.58	0.1667	0.3799	0.00	0.0000	0.0000	0.43	0.1236	0.4233	1.79	0.5145	1.3210
Mar-22	39,014,300	37,008,700	108,485,744	0.00	0.0000	0.0000	0.53	0.1637	0.5436	0.00	0.0000	0.0000	1.11	0.3428	0.7661	2.37	0.7319	2.0529
Apr-22	37,670,843	34,761,216	143,246,961	0.00	0.0000	0.0000	0.61	0.1769	0.7205	0.12	0.0348	0.0348	1.41	0.4090	1.1751	2.56	0.7426	2.7955
May-22	38,816,757	37,727,084	180,974,044	0.00	0.0000	0.0000	1.07	0.3369	1.0574	0.00	0.0000	0.0348	0.72	0.2267	1.4018	3.08	0.9696	3.7651
Jun-22	39,708,700	37,617,500	218,591,544	0.00	0.0000	0.0000	0.61	0.1915	1.2489	0.00	0.0000	0.0348	1.13	0.3547	1.7565	2.00	0.6278	4.3929
Jul-22	39,261,251	37,725,971	256,317,515	0.00	0.0000	0.0000	0.54	0.1700	1.4189	0.00	0.0000	0.0348	1.24	0.3904	2.1468	2.64	0.8311	5.2240
Aug-22	45,982,249	44,896,329	301,213,844	0.00	0.0000	0.0000	0.57	0.2135	1.6324	0.00	0.0000	0.0348	1.49	0.5582	2.7051	2.56	0.9591	6.1831
Sep-22	41,404,800	39,063,300	340,277,144	0.00	0.0000	0.0000	0.54	0.1760	1.8084	0.00	0.0000	0.0348	1.12	0.3651	3.0701	1.70	0.5541	6.7372
Oct-22	43,178,800	42,291,400	382,568,544	0.00	0.0000	0.0000	0.49	0.1729	1.9813	0.00	0.0000	0.0348	1.06	0.3741	3.4442	2.14	0.7552	7.4924
Nov-22	43,099,700	41,940,800	424,509,344	0.00	0.0000	0.0000	0.44	0.1540	2.1353	0.00	0.0000	0.0348	0.90	0.3150	3.7592	2.10	0.7349	8.2273
Dec-22	44,748,933	43,072,833	467,582,177	0.00	0.0000	0.0000	0.47	0.1689	2.3043	0.00	0.0000	0.0348	0.90	0.3235	4.0827	2.02	0.7260	8.9534

2022 Totals **488,723,178** **467,582,177** **0.0000** **2.3043** **0.0348** **4.0827** **8.9534**

Month	Total Flow (gal)			trans-1,2-DCE			PCE			1,1,1-TCA			TCE			VC		
	GWTP Effluent	GWTP Inflow	2022 Cumulative Mass Removal (lb)	Influent Concentration (µg/l)	Mass Removal (lb)	2022 Cumulative Mass Removal (lb)	Influent Concentration (µg/l)	Mass Removal (lb)	2022 Cumulative Mass Removal (lb)	Influent Concentration (µg/l)	Mass Removal (lb)	2022 Cumulative Mass Removal (lb)	Influent Concentration (µg/l)	Mass Removal (lb)	2022 Cumulative Mass Removal (lb)	Influent Concentration (µg/l)	Mass Removal (lb)	2022 Cumulative Mass Removal (lb)
Jan-22	39,461,845	37,031,944	37,031,944	0.00	0.0000	0.0000	12.12	3.7452	3.7452	0.00	0.0000	0.0000	254.4	78.6128	78.6128	0.00	0.0000	0.0000
Feb-22	36,375,000	34,445,100	71,477,044	0.00	0.0000	0.0000	11.57	3.3255	7.0708	0.00	0.0000	0.0000	361.6	103.9335	182.5463	0.00	0.0000	0.0000
Mar-22	39,014,300	37,008,700	108,485,744	0.00	0.0000	0.0000	11.39	3.5174	10.5882	0.21	0.0649	0.0649	375.9	116.0849	298.6312	0.00	0.0000	0.0000
Apr-22	37,670,843	34,761,216	143,246,961	0.00	0.0000	0.0000	11.67	3.3851	13.9733	0.24	0.0696	0.1345	385.7	111.8779	410.5091	0.00	0.0000	0.0000
May-22	38,816,757	37,727,084	180,974,044	0.00	0.0000	0.0000	13.66	4.3003	18.2736	0.38	0.1196	0.2541	56.2	17.6925	428.2016	0.00	0.0000	0.0000
Jun-22	39,708,700	37,617,500	218,591,544	0.00	0.0000	0.0000	10.20	3.2018	21.4754	0.26	0.0816	0.3357	325.0	102.0171	530.2187	0.00	0.0000	0.0000
Jul-22	39,261,251	37,725,971	256,317,515	0.00	0.0000	0.0000	9.10	2.8647	24.3401	0.00	0.0000	0.3357	350.6	110.3702	640.5889	0.00	0.0000	0.0000
Aug-22	45,982,249	44,896,329	301,213,844	0.00	0.0000	0.0000	9.60	3.5965	27.9366	0.21	0.0787	0.4144	367.7	137.7540	778.3429	0.00	0.0000	0.0000
Sep-22	41,404,800	39,063,300	340,277,144	0.00	0.0000	0.0000	10.20	3.3248	31.2614	0.16	0.0522	0.4665	360.3	117.4445	895.7874	0.00	0.0000	0.0000
Oct-22	43,178,800	42,291,400	382,568,544	0.00	0.0000	0.0000	10.00	3.5290	34.7904	0.21	0.0741	0.5406	351.6	124.0796	1,019.8670	0.00	0.0000	0.0000
Nov-22	43,099,700	41,940,800	424,509,344	0.00	0.0000	0.0000	10.00	3.4997	38.2902	0.15	0.0525	0.5931	347.2	121.5111	1,141.3782	0.00	0.0000	0.0000
Dec-22	44,748,933	43,072,833	467,582,177	0.00	0.0000	0.0000	9.50	3.4145	41.7047	0.00	0.0000	0.5931	318.7	114.5474	1,255.9255	0.00	0.0000	0.0000

2022 Totals **488,723,178** **467,582,177** **0.0000** **41.7047** **0.5931** **1,255.9255** **0.0000**

2022 Cumulative Mass (VOCs) Removed (lbs) **1313.60**

2022 Average Monthly Mass (VOCs) Removed (lbs) **109.47**

Notes:
 CCl₄ = carbon tetrachloride DCA = dichloroethane
 TCA = trichloroethane DCE = dichloroethene
 TCE = trichloroethene PCE = tetrachloroethene

Mass removal (lb) = Influent Concentration (µg/L) * Influent Flow (gal) * (2.20462 lb/kg) * (3.785 L/gal) * (10⁻⁹ ug/kg)
 (1) Only well RW-3 was running at the time of sampling

Table 4
GM-38 Area Groundwater Remediation
Groundwater Treatment Plant
Naval Weapons Industrial Reserve Plant - Bethpage, NY
Air Sampling Results
Fourth Quarter 2022

DAR Parameters	Discharge Goal ⁽³⁾	Units	October 2022				
			Influent (VC11)	Effluent	Effluent Duplicate	VC12	VC23
Process Stream							
Sampling Date			10/13/22				
Average Flowrate	N/A	CFM	NR	8,016			
Total Flow ⁽¹⁾	N/A	ft ³	NR	354,390,976	NR	NR	NR
Total Flow ⁽²⁾	N/A	m ³	NR	10,035,235	NR	NR	NR
1,2-Dichloroethane	N/A	µg/m ³	ND	1.3 J	1.7 J	3.7 J	1.4 J
cis 1,2-Dichloroethene	≤ 100,000 ⁽⁴⁾	µg/m ³	27	14	14	62	15
trans 1,2-Dichloroethene		µg/m ³	ND	ND	ND	ND	ND
1,2-Dichloroethene (total)	≤ 100,000	µg/m ³	ND	13	14	63	15
Toluene	N/A	µg/m ³	ND	ND	ND	ND	ND
Total Xylene	N/A	µg/m ³	ND	ND	ND	ND	ND
1,1,2-Trichloroethane	N/A	µg/m ³	ND	ND	ND	ND	ND
Trichloroethene	≤ 2600	µg/m ³	6400	1.5 J	1.7 J	1300	3.0 J
Vinyl Chloride	≤ 560	µg/m ³	ND	ND	ND	ND	ND
Tetrachloroethene	≤ 5100	µg/m ³	150	ND	ND	8.3 J	ND

Notes:

NA - Not applicable

ND - Not detected

NR - Not recorded

SGC - Short-term Guideline Concentration

µg/m³ - micrograms per cubic meter

CFM - cubic feet per minute

DAR - Division of Air Resources

(1) Total Flow (ft³) = avg flowrate (cfm) * operational time (min)

(2) Total Flow (m³) = total flow (ft³) * (0.3048³)m³/ft³

(3) Discharge goal approved by NYSDEC's letter dated 10/31/2013.

(4) Discharge goal is for total 1,2-Dichloroethene.

Table 4
GM-38 Area Groundwater Remediation
Groundwater Treatment Plant
Naval Weapons Industrial Reserve Plant - Bethpage, NY
Air Sampling Results
Fourth Quarter 2022

DAR Parameters	Discharge Goal ⁽³⁾	Units	November 2022				
			Influent (VCI1)	Effluent	Effluent Duplicate	VC12	VC23
Process Stream							
Sampling Date			11/8/22				
Average Flowrate	N/A	CFM	NR	8,319			
Total Flow ⁽¹⁾	N/A	ft ³	NR	352,511,500	NR	NR	NR
Total Flow ⁽²⁾	N/A	m ³	NR	9,982,014	NR	NR	NR
1,2-Dichloroethane	N/A	µg/m ³	ND	1.7 J	1.8 J	3.7 J	1.8 J
cis 1,2-Dichloroethene	≤ 100,000 ⁽⁴⁾	µg/m ³	34	25	26	61	25
trans 1,2-Dichloroethene		µg/m ³	ND	ND	ND	ND	ND
1,2-Dichloroethene (total)	≤ 100,000	µg/m ³	34	25	26	59	24
Toluene	N/A	µg/m ³	ND	ND	ND	ND	ND
Total Xylene	N/A	µg/m ³	ND	ND	ND	ND	ND
1,1,2-Trichloroethane	N/A	µg/m ³	ND	ND	ND	ND	ND
Trichloroethene	≤ 2600	µg/m ³	6200	3.2 J	0.84 J	3100	3.9
Vinyl Chloride	≤ 560	µg/m ³	ND	ND	ND	ND	ND
Tetrachloroethene	≤ 5100	µg/m ³	160	ND	ND	4.9 J	ND

Notes:

NA - Not applicable

ND - Not detected

NR - Not recorded

SGC - Short-term Guideline Concentration

µg/m³ - micrograms per cubic meter

CFM - cubic feet per minute

DAR - Division of Air Resources

(1) Total Flow (ft³) = avg flowrate (cfm) * operational time (min)

(2) Total Flow (m³) = total flow (ft³) * (0.3048³)m³/ft³

(3) Discharge goal approved by NYSDEC's letter dated 10/31/2013.

(4) Discharge goal is for total 1,2-Dichloroethene.

Table 4
GM-38 Area Groundwater Remediation
Groundwater Treatment Plant
Naval Weapons Industrial Reserve Plant - Bethpage, NY
Air Sampling Results
Fourth Quarter 2022

DAR Parameters	Discharge Goal ⁽³⁾	Units	December 2022				
			Influent (VCI1)	Effluent	Effluent Duplicate	VC12	VC23
Process Stream							
Sampling Date			12/8/22				
Average Flowrate	N/A	CFM	NR	8,264			
Total Flow ⁽¹⁾	N/A	ft ³	NR	367,652,013	NR	NR	NR
Total Flow ⁽²⁾	N/A	m ³	NR	10,410,746	NR	NR	NR
1,2-Dichloroethane	N/A	µg/m ³	ND	1.7 J	2.0 J	ND	1.8 J
cis 1,2-Dichloroethene	≤ 100,000 ⁽⁴⁾	µg/m ³	28	42	43	ND	46
trans 1,2-Dichloroethene		µg/m ³	ND	ND	0.74 J	ND	0.70 J
1,2-Dichloroethene (total)	≤ 100,000	µg/m ³	ND	44	44	ND	48
Toluene	N/A	µg/m ³	ND	ND	ND	ND	ND
Total Xylene	N/A	µg/m ³	ND	ND	ND	ND	ND
1,1,2-Trichloroethane	N/A	µg/m ³	ND	ND	ND	ND	ND
Trichloroethene	≤ 2600	µg/m ³	6700	1.9 J	ND	260	2.3 J
Vinyl Chloride	≤ 560	µg/m ³	ND	ND	ND	ND	ND
Tetrachloroethene	≤ 5100	µg/m ³	170	ND	ND	6.7	ND

Notes:

NA - Not applicable

ND - Not detected

NR - Not recorded

SGC - Short-term Guideline Concentration

µg/m³ - micrograms per cubic meter

CFM - cubic feet per minute

DAR - Division of Air Resources

(1) Total Flow (ft³) = avg flowrate (cfm) * operational time (min)

(2) Total Flow (m³) = total flow (ft³) * (0.3048³)m³/ft³

(3) Discharge goal approved by NYSDEC's letter dated 10/31/2013.

(4) Discharge goal is for total 1,2-Dichloroethene.

Table 5
GM-38 Area Groundwater Remediation
Groundwater Treatment Plant
Naval Weapons Industrial Reserve Plant - Bethpage, NY
Stack Emissions
Fourth Quarter 2022

DAR Parameters	Discharge Goal ⁽¹⁾	Units	October 2022	November 2022	December 2022
Sampling Date			10/13/22	11/8/22	12/8/22
Average Flowrate	N/A	CFM	8,016	8,319	8,264
Total Flow	N/A	ft ³	354,390,976	352,511,500	367,652,013
Total Flow	N/A	m ³	10,035,235	9,982,014	10,410,746
Trichloroethene	≤ 0.09	lb/hr	0.00004	0.00010	0.00006
Vinyl Chloride	≤ 0.02	lb/hr	0.00000	0.00000	0.00000
1,2 Dichloroethene	≤ 11	lb/hr	0.00039	0.00076	0.00136
1,2-Dichloroethane	N/A	lb/hr	0.00004	0.00005	0.00005
Toluene	N/A	lb/hr	0.00000	0.00000	0.00000
Total Xylene	N/A	lb/hr	0.00000	0.00000	0.00000
1,1,2-Trichloroethane	N/A	lb/hr	0.00000	0.00000	0.00000
Tetrachloroethene	≤ 0.18	lb/hr	0.00000	0.00000	0.00000

Notes:

NA - Not applicable

lb/hr - pounds per hour

DAR - Division of Air Resources

CFM - Cubic feet per minute

Stack Emissions (lb/hr) = average flowrate (cfm) * (0.3048^{^3})m³/ft³ * conc.(ug/m³) * 1 lb/453592370 ug *
60 min/hr

(1) Discharge goal as approved by NYSDEC's letter dated 31 October 2013.

Table 6
GM-38 Area Groundwater Remediation
Groundwater Treatment Plant
Naval Weapons Industrial Reserve Plant - Bethpage, NY
2022 Air Emission Summary

Month	TCE Effluent Emission Rate		VC Effluent Emission Rate		1,2-DCE Effluent Emission Rate		PCE Effluent Emission Rate	
	lb/hr	lb/mo	lb/hr	lb/mo	lb/hr	lb/mo	lb/hr	lb/mo
Jan-22	0.00000	0.000000	0.00000	0.000000	0.00124	0.922115	0.00000	0.000000
Feb-22	0.00000	0.000000	0.00000	0.000000	0.00193	1.294725	0.00000	0.000000
Mar-22	0.00000	0.000000	0.00000	0.000000	0.00128	0.952585	0.00000	0.000000
Apr-22	0.00014	0.102755	0.00000	0.000000	0.00163	1.174341	0.00000	0.000000
May-22	0.00000	0.000000	0.00000	0.000000	0.00149	1.111589	0.00000	0.000000
Jun-22	0.00005	0.037582	0.00000	0.000000	0.00170	1.221411	0.00000	0.000000
Jul-22	0.00016	0.121652	0.00000	0.000000	0.00112	0.834864	0.00000	0.000000
Aug-22	0.00000	0.000000	0.00000	0.000000	0.00081	0.604485	0.00000	0.000000
Sep-22	0.00018	0.130188	0.00000	0.000000	0.00038	0.272975	0.00000	0.000000
Oct-22	0.00004	0.033186	0.00000	0.000000	0.00039	0.287611	0.00000	0.000000
Nov-22	0.00010	0.070421	0.00000	0.000000	0.00076	0.550164	0.00000	0.000000
Dec-22	0.00006	0.043608	0.00000	0.000000	0.00136	1.009878	0.00000	0.000000

	<u>TCE</u>		<u>VC</u>		<u>1,2-DCE</u>		<u>PCE</u>
Discharge Goal (lb/yr)	770		170		98,000		1,500
2022 Total Emissions (lb/yr)	0.54		0.00		10.24		0.00

Notes:

lb/hr = pounds per hour

lb/mo = pounds per month

lb/yr = pounds per year

DCE = dichloroethene

PCE = tetrachloroethene

TCE = trichloroethene

VC = vinyl chloride

$$\text{Emissions} = \text{average flowrate (cfm)} * (0.3048^3) \text{m}^3/\text{ft}^3 * \text{conc. (mg/m}^3) * 0.000001 \text{ g/mg} * 0.002205 \text{ lbs/g} * 60 \text{ min/hr} * \text{operational time (hr)}$$

Table 7
GM-38 Area Groundwater Remediation
Groundwater Treatment Plant
Naval Weapons Industrial Reserve Plant - Bethpage, NY
Groundwater Level Measurements
Fourth Quarter 2022

Monitoring Well ID	Date	Well Elevation (ft amsl)	Total Depth (ft)	Screen Interval (ft)	Depth to Water (ft)	Groundwater Elevation (ft amsl)
RW1-MW1	12/21/2022	85.86	435	395-435	36.43	49.43
RW1-MW2	12/21/2022	87.35	435	395-435	38.49	48.86
RW1-MW3	12/21/2022	80.34	435	395-435	30.51	49.83
RW2-MW1	12/21/2022	90.75	510	470-510	41.07	49.68
RW2-MW2	12/21/2022	90.15	510	470-510	40.14	50.01
RW2-MW3	12/21/2022	89.75	510	470-510	39.96	49.79
RW3-MW1	12/21/2022	92.22	350	330-350	39.10	53.12
RW3-MW2	12/21/2022	91.98	495	475-495	40.40	51.58
RW3-MW3	12/21/2022	92.98	340	320-340	40.29	52.69
RW3-MW4	12/21/2022	92.92	495	475-495	39.92	53.00
TP-01	12/21/2022	85.91	470	450-470	38.12	47.79
IW1-MW1	12/21/2022	89.41	150	20-150	41.49	47.92
RW-1	NA	91.37	340	320-340	NA	NA
RW-3	NA	91.57	495	475-495	NA	NA
RW-4	NA	NA	675	570-670	NA	NA

Notes:

amsl - above mean sea level

ft - feet

NA - Not Applicable

NM - Not Measured

Table 8
GM-38 Area Groundwater Remediation
Groundwater Treatment Plant
Naval Weapons Industrial Reserve Plant - Bethpage, NY
Summary of Historical Groundwater Analytical Results
Through Fourth Quarter 2022

Sample ID	RW1-MW1															
	5/4/2005	7/22/2005	5/27/2009	1/21/2010	4/21/2010	7/28/2010	11/10/2010	3/25/2011	6/14/2011 ⁽¹⁾	6/14/2011	9/28/2011	11/30/2011	3/8/2012	6/6/2012	6/6/2012	8/21/2012
Comments										Duplicate					Duplicate	
Well Depth (Ft)	435															
Screened Interval (Ft)	395-435															
VOCS (EPA 624) ug/L ⁽⁴⁾																
Acrolein	NR	NR	NR	NR	NR	NR	NR	NR	NR	NR	ND	ND	ND	ND	ND	30 R
Acrylonitrile	NR	NR	NR	NR	NR	NR	NR	NR	NR	NR	ND	ND	ND	ND	ND	ND
Acetone	ND	ND	ND	NR	ND	ND	ND	ND	NR	NR	ND	ND	ND	ND	ND	ND
Benzene	ND	ND	ND	ND	ND	ND	ND	ND	NR	NR	ND	ND	ND	ND	ND	ND
Bromodichloromethane	ND	ND	ND	NR	ND	ND	ND	ND	NR	NR	ND	ND	ND	ND	ND	ND
Bromoform	ND	ND	ND	NR	ND	ND	ND	ND	NR	NR	ND	ND	ND	ND	ND	ND
Bromomethane	ND	ND	ND	NR	ND	ND	ND	ND	NR	NR	ND	ND	ND	ND	ND	ND
2-butanone	R	R	ND	NR	ND	ND	ND	ND	NR	NR	NR	NR	NR	NR	NR	NR
carbon disulfide	ND	ND	ND	NR	ND	ND	ND	ND	NR	NR	NR	NR	NR	NR	NR	NR
Carbon tetrachloride	ND	ND	0.32J	ND	ND	ND	0.17J	ND	NR	NR	ND	ND	ND	ND	ND	ND
Chlorobenzene	ND	ND	ND	ND	ND	ND	ND	ND	NR	NR	ND	ND	ND	ND	ND	ND
Dibromochloromethane	NR	NR	ND	NR	ND	ND	ND	ND	NR	NR	ND	ND	ND	ND	ND	ND
Chloroethane	ND	ND	ND	ND	ND	ND	ND	ND	NR	NR	ND	ND	ND	ND	ND	ND
2-chloroethylvinyl ether	NR	NR	NR	NR	NR	NR	NR	NR	NR	NR	ND	ND	ND	ND	ND	ND
Chloroform	ND	0.7J	1.1	ND	0.70J	0.65J	0.56J	0.55J	NR	NR	ND	ND	ND	ND	ND	ND
Chloromethane	ND	ND	ND	NR	ND	ND	ND	ND	NR	NR	ND	ND	ND	ND	ND	ND
cyclohexane	NR	NR	ND	NR	NR	NR	NR	NR	NR	NR	NR	NR	NR	NR	NR	NR
1,2-dibromo-3-chloro-propane	ND	ND	ND	NR	NR	NR	NR	NR	NR	NR	NR	NR	NR	NR	NR	NR
1,2-dibromomethane	ND	ND	ND	NR	NR	NR	NR	NR	NR	NR	NR	NR	NR	NR	NR	NR
1,2-dichlorobenzene	NR	NR	ND	NR	NR	NR	NR	NR	NR	NR	ND	ND	ND	ND	ND	ND
1,3-dichlorobenzene	NR	NR	ND	NR	NR	NR	NR	NR	NR	NR	ND	ND	ND	ND	ND	ND
1,4-dichlorobenzene	NR	NR	ND	NR	NR	NR	NR	NR	NR	NR	ND	ND	ND	ND	ND	ND
dichlorodifluoromethane	NR	NR	ND	NR	NR	NR	NR	NR	NR	NR	NR	NR	NR	NR	NR	NR
1,1-dichloroethane	0.74J	0.79J	3.3	2.9J	2.8	2.8	3.0	3.6	1.6 J	4.2 J	4.0 J	4.1	5.2	4.8	4.3	5.3
1,2-dichloroethane	ND	ND	0.29J	ND	ND	ND	ND	ND	ND	ND	ND	ND	ND	ND	ND	ND
1,1-dichloroethene	1.3	2.8	3.1	1.7J	1.9	1.7	1.7	1.9	0.85 J	2.1 J	2.3 J	2.1	2.7	2.5	2.3	2.8
cis-1,2-dichloroethene	78.6	80.4	180D	130	121	118	108	121	55.8 J	145 J	164	132	179	165	145	167
trans-1,2-dichloroethene	2.0	1.3J	2.8	4J	2.9	2.1	1.3	4.2	0.71 J	2.0 J	2.0 J	1.7	3.0	3.7	2.6	2.4
1,2-dichloropropane	ND	ND	ND	NR	ND	ND	ND	ND	NR	NR	ND	ND	ND	ND	ND	ND
cis-1,3-dichloropropene	ND	ND	ND	NR	ND	ND	ND	ND	NR	NR	ND	ND	ND	ND	ND	ND
trans-1,3-dichloropropene	ND	ND	ND	NR	ND	ND	ND	ND	NR	NR	ND	ND	ND	ND	ND	ND
1,4-dioxane	1.75J	NR	NR	NR	NR	NR	NR	NR	NR	NR	NR	NR	NR	NR	NR	NR
Ethylbenzene	ND	ND	ND	ND	ND	ND	ND	ND	NR	NR	ND	ND	ND	ND	ND	ND
2-hexanone	ND	ND	ND	NR	ND	ND	ND	ND	NR	NR	NR	NR	NR	NR	NR	NR
isopropylbenzene	NR	NR	ND	NR	NR	NR	NR	NR	NR	NR	NR	NR	NR	NR	NR	NR
methyl acetate	NR	NR	ND	NR	NR	NR	NR	NR	NR	NR	NR	NR	NR	NR	NR	NR
Methylene chloride	ND	ND	ND	NR	ND	ND	ND	ND	NR	NR	ND	ND	ND	ND	ND	ND
4-methyl-2-pentanone	ND	ND	ND	NR	ND	ND	ND	ND	NR	NR	NR	NR	NR	NR	NR	NR
styrene	ND	ND	ND	NR	ND	ND	ND	ND	NR	NR	NR	NR	NR	NR	NR	NR
1,1,2,2-tetrachloroethane	ND	ND	ND	NR	ND	ND	ND	ND	NR	NR	ND	ND	ND	ND	ND	ND
1,2,4-trichlorobenzene	NR	NR	ND	NR	NR	NR	NR	NR	NR	NR	NR	NR	NR	NR	NR	NR
Tetrachloroethene	ND	ND	0.72J	ND	0.42J	ND	ND	ND	ND	ND	0.36 J	ND	ND	ND	ND	ND
Toluene	ND	0.33J	0.68	ND	ND	ND	ND	ND	NR	NR	ND	ND	ND	ND	ND	ND
1,1,1-trichloroethane	ND	ND	0.71J	ND	0.52J	0.43J	0.53J	0.79J	ND	0.63 J	1.1 J	0.66 J	0.96 J	0.98 J	0.89 J	0.99 J
1,1,2-trichloroethane	ND	ND	0.58J	NR	ND	ND	ND	ND	NR	NR	ND	0.33 J	ND	ND	ND	ND
Trichloroethene	53.6	52.7	140.0	79.0	116	95.4	84.2	97.6	26.6 J	73.8 J	129	84.5	115	107	102	126
Vinyl chloride	ND	ND	1.6	ND	ND	ND	0.17J	ND	ND	0.38 J	0.29 J	ND	ND	ND	ND	ND
xylenes (total)	ND	ND	ND	ND	ND	ND	ND	ND	NR	NR	NR	NR	NR	NR	NR	NR
Mercury (EPA 245.1) ug/L	NR	NR	ND	0.20	<0.20	<0.20	<0.20	<0.20	ND	ND	ND	ND	ND	ND	ND	ND
TSS (SM20 2540D) mg/L	NR	NR	2.8	2.8	6.0	4.0	4.0	4.0	ND	6	ND	11	16	9	5	6

Table 8
GM-38 Area Groundwater Remediation
Groundwater Treatment Plant
Naval Weapons Industrial Reserve Plant - Bethpage, NY
Summary of Historical Groundwater Analytical Results
Through Fourth Quarter 2022

Sample ID	RW1-MW1															
Sample Date	12/4/2012	3/13/2013	6/19/2013 ⁽²⁾	9/17/2013	12/16/2013	3/24/2014	3/24/2014	9/22/2014	3/25/2015	9/15/2015	3/22/2016	9/14/2016	3/1/2017	9/12/2017	3/5/2018	9/11/2018
Comments							Duplicate									
Well Depth (Ft)	435															
Screened Interval (Ft)	395-435															
VOCS (EPA 624) ug/L ⁽⁴⁾																
Acrolein	ND	ND	NR	NR	ND	ND	ND	ND	ND	ND	ND	ND	ND	ND	ND	ND
Acrylonitrile	ND	ND	NR	NR	ND	ND	ND	ND	ND	ND	ND	ND	ND	ND	ND	ND
Acetone	ND	ND	ND	NR	NR	NR	NR	NR	NR	NR	NR	NR	NR	NR	NR	NR
Benzene	ND	ND	ND	ND	ND	ND	ND	ND	ND	ND	ND	ND	ND	ND	ND	ND
Bromodichloromethane	ND	ND	ND	ND	ND	ND	ND	ND	ND	ND	ND	ND	ND	ND	ND	ND
Bromoform	ND	ND	ND	ND	ND	ND	ND	ND	ND	ND	ND	ND	ND	ND	ND	ND
Bromomethane	ND	ND	ND	ND	ND	ND	ND	ND	ND	ND	ND	ND	ND	ND	ND	ND
2-butanone	NR	NR	ND	NR	NR	NR	NR	NR	NR	NR	NR	NR	NR	NR	NR	NR
carbon disulfide	NR	NR	NR	NR	NR	NR	NR	NR	NR	NR	NR	NR	NR	NR	NR	NR
Carbon tetrachloride	ND	ND	ND	ND	ND	ND	ND	ND	ND	ND	ND	ND	ND	ND	ND	ND
Chlorobenzene	ND	ND	ND	ND	ND	ND	ND	ND	ND	ND	ND	ND	ND	ND	ND	ND
Dibromochloromethane	ND	ND	ND	ND	ND	ND	ND	ND	ND	ND	ND	ND	ND	ND	ND	ND
Chloroethane	ND	ND	ND	ND	ND	ND	ND	ND	ND	ND	ND	ND	ND	ND	ND	ND
2-chloroethylvinyl ether	ND	ND	NR	ND	ND	2.0 R	ND	ND	ND	ND	ND	ND	ND	ND	ND	ND
Chloroform	ND	ND	ND	ND	ND	ND	0.55 J	0.39 J	ND	ND	0.48 J	0.48 J	0.50 J	0.58 J	0.55 J	0.500 J
Chloromethane	ND	ND	ND	ND	ND	ND	ND	ND	ND	ND	ND	ND	ND	ND	ND	ND
cyclohexane	NR	NR	NR	NR	NR	NR	NR	NR	NR	NR	NR	NR	NR	NR	NR	NR
1,2-dibromo-3-chloro-propane	NR	NR	NR	NR	NR	NR	NR	NR	NR	NR	NR	NR	NR	NR	NR	NR
1,2-dibromomethane	NR	NR	NR	NR	NR	NR	NR	NR	NR	NR	NR	NR	NR	NR	NR	NR
1,2-dichlorobenzene	ND	ND	NR	ND	ND	ND	ND	ND	ND	ND	ND	ND	NR	ND	ND	ND
1,3-dichlorobenzene	ND	ND	NR	ND	ND	ND	ND	ND	ND	ND	ND	ND	ND	ND	ND	ND
1,4-dichlorobenzene	ND	ND	NR	ND	ND	ND	ND	ND	ND	ND	ND	ND	ND	ND	ND	ND
dichlorodifluoromethane	NR	NR	ND	NR	NR	NR	NR	NR	NR	NR	NR	NR	NR	NR	NR	NR
1,1-dichloroethane	4.9	5.3	4.8 J	4.7 J	5.2	5.3	5.3	4.1 J	5.1	5.1	6.5	7.0	6.6	7.7	7.5	7.67
1,2-dichloroethane	ND	ND	ND	ND	ND	ND	ND	ND	ND	ND	ND	ND	ND	0.35 J	0.26 J	0.220 J
1,1-dichloroethene	2.0	2.8	ND	2.5	2.6	2.8	2.7	2.2 J	2.2 J	1.9	2.2	1.8	1.6	2.1	2.4	2.16
cis-1,2-dichloroethene	108	91.7	64	86.2 J	84.4	92.6 J	94.2	49.8	39.5	22.0	20.0	16	11	9.8	7.1	3.00
trans-1,2-dichloroethene	1.8	1.7	ND	ND	1.4	1.4	1.4	1.0	0.79 J	0.50 J	0.51 J	0.42 J	0.26 J	0.35 J	0.20 J	ND
1,2-dichloropropane	ND	ND	ND	ND	ND	ND	ND	ND	ND	ND	ND	ND	ND	ND	ND	ND
cis-1,3-dichloropropene	ND	ND	ND	ND	ND	ND	ND	ND	ND	ND	ND	ND	ND	ND	ND	ND
trans-1,3-dichloropropene	ND	ND	ND	ND	ND	ND	ND	ND	ND	ND	ND	ND	ND	ND	ND	ND
1,4-dioxane	NR	NR	NR	NR	NR	NR	NR	NR	NR	NR	NR	NR	NR	ND	NR	NR
Ethylbenzene	ND	ND	ND	ND	ND	ND	ND	ND	ND	ND	ND	ND	ND	ND	ND	ND
2-hexanone	NR	NR	ND	NR	NR	NR	NR	NR	NR	NR	NR	NR	NR	NR	NR	NR
isopropylbenzene	NR	NR	NR	NR	NR	NR	NR	NR	NR	NR	NR	NR	NR	NR	NR	NR
methyl acetate	NR	NR	NR	NR	NR	NR	NR	NR	NR	NR	NR	NR	NR	NR	NR	NR
Methylene chloride	ND	ND	ND	ND	ND	ND	ND	ND	ND	ND	ND	ND	ND	ND	ND	ND
4-methyl-2-pentanone	NR	NR	ND	NR	NR	NR	NR	NR	NR	NR	NR	NR	NR	NR	NR	NR
styrene	NR	NR	ND	NR	NR	NR	NR	NR	NR	NR	NR	NR	NR	NR	NR	NR
1,1,2,2-tetrachloroethane	ND	ND	ND	ND	ND	ND	ND	ND	ND	ND	ND	ND	ND	ND	ND	ND
1,2,4-trichlorobenzene	NR	NR	NR	NR	NR	NR	NR	NR	NR	NR	NR	NR	NR	NR	NR	NR
Tetrachloroethene	ND	ND	ND	0.35 J	0.67 J	0.33 J	0.37 J	0.76 J	0.30 J	0.62 J	0.67 J	0.45 J	0.46 J	0.59 J	0.50 J	0.300 J
Toluene	ND	ND	ND	ND	ND	ND	ND	ND	ND	ND	ND	ND	ND	ND	ND	ND
1,1,1-trichloroethane	0.88 J	1.1	ND	1.2	1.5	ND	ND	ND	ND	ND	ND	1.0	0.94 J	1	1.2	0.920 J
1,1,2-trichloroethane	ND	ND	ND	ND	ND	ND	ND	ND	ND	ND	ND	ND	ND	ND	ND	ND
Trichloroethene	85	101	78	175	128	101	103	94.3	99.5	98.9	114	110	86	110	170	118
Vinyl chloride	ND	ND	ND	ND	ND	ND	ND	ND	ND	ND	ND	ND	ND	ND	ND	ND
xylenes (total)	NR	NR	NR	NR	NR	NR	NR	NR	NR	NR	NR	NR	NR	NR	NR	NR
Mercury (EPA 245.1) ug/L	ND	ND	ND	ND	ND	ND	ND	ND	ND	ND	ND	ND	ND	ND	ND	ND
TSS (SM20 2540D) mg/L	ND	ND	ND	ND	11	ND	ND	ND	ND	ND	ND	ND	ND	ND	ND	ND

Table 8
GM-38 Area Groundwater Remediation
Groundwater Treatment Plant
Naval Weapons Industrial Reserve Plant - Bethpage, NY
Summary of Historical Groundwater Analytical Results
Through Fourth Quarter 2022

Sample ID	RW1-MW1							
	3/7/2019	9/26/2019	3/11/2020	10/6/2020	3/11/2021	9/29/2021	3/10/2022	10/5/2022
Sample Date								
Comments								
Well Depth (Ft)	435							
Screened Interval (Ft)	395-435							
VOCS (EPA 624) ug/L ⁽⁴⁾								
Acrolein	NR	NR	NR	NR	NR	NR	NR	NR
Acrylonitrile	ND	ND	ND	ND	ND	ND	NR	ND
Acetone	NR	NR	NR	NR	NR	NR	ND	NR
Benzene	ND	ND	ND	ND	ND	ND	ND	ND
Bromodichloromethane	ND	ND	ND	ND	ND	ND	ND	ND
Bromoform	ND	ND	ND	ND	ND	ND	ND	ND
Bromomethane	ND	ND	ND	ND	ND	ND	ND	ND
2-butanone	NR	NR	NR	NR	NR	NR	NR	NR
carbon disulfide	NR	NR	NR	NR	NR	NR	ND	NR
Carbon tetrachloride	ND	ND	ND	ND	ND	ND	ND	ND
Chlorobenzene	ND	ND	ND	ND	ND	ND	ND	ND
Dibromochloromethane	ND	ND	ND	ND	ND	ND	NR	ND
Chloroethane	ND	ND	ND	ND	ND	ND	ND	ND
2-chloroethylvinyl ether	NR	NR	NR	NR	NR	NR	NR	NR
Chloroform	0.573 J	ND	0.476 J	0.454 J	0.480 J	ND	ND	0.454 J
Chloromethane	ND	ND	ND	ND	ND	ND	ND	ND
cyclohexane	NR	NR	NR	NR	NR	NR	ND	NR
1,2-dibromo-3-chloro-propane	NR	NR	NR	NR	NR	NR	NR	NR
1,2-dibromomethane	NR	NR	NR	NR	NR	NR	NR	NR
1,2-dichlorobenzene	ND	ND	ND	ND	ND	ND	ND	ND
1,3-dichlorobenzene	ND	ND	ND	ND	ND	ND	ND	ND
1,4-dichlorobenzene	ND	ND	ND	ND	ND	ND	ND	ND
dichlorodifluoromethane	NR	NR	NR	NR	NR	NR	ND	NR
1,1-dichloroethane	7.89	6.30	6.26	5.54	4.23 J	4.90 J	4.18	3.39 J
1,2-dichloroethane	ND	0.227 J	ND	ND	ND	ND	0.119 J	ND
1,1-dichloroethene	2.19 J	1.79 J	1.76 J	1.81 J	1.44 J	1.25 J	1.39	1.03 J
cis-1,2-dichloroethene	3.86 J	4.70 J	3.86 J	4.33 J	4.77 J	7.06 J	4.33	3.54 J
trans-1,2-dichloroethene	ND	ND	ND	ND	0.228 J	ND	ND	ND
1,2-dichloropropane	ND	ND	ND	ND	ND	ND	ND	ND
cis-1,3-dichloropropene	ND	ND	ND	ND	ND	ND	ND	ND
trans-1,3-dichloropropene	ND	ND	ND	ND	ND	ND	ND	ND
1,4-dioxane	NR	NR	NR	NR	NR	NR	NR	NR
Ethylbenzene	ND	ND	ND	ND	ND	ND	ND	ND
2-hexanone	NR	NR	NR	NR	NR	NR	ND	NR
isopropylbenzene	NR	NR	NR	NR	NR	NR	ND	NR
methyl acetate	NR	NR	NR	NR	NR	NR	ND	NR
Methylene chloride	ND	ND	ND	ND	ND	ND	ND	ND
4-methyl-2-pentanone	NR	NR	NR	NR	NR	NR	ND	NR
styrene	NR	NR	NR	NR	NR	NR	ND	NR
1,1,2,2-tetrachloroethane	ND	ND	ND	ND	ND	ND	ND	ND
1,2,4-trichlorobenzene	NR	NR	NR	NR	NR	NR	NR	NR
Tetrachloroethene	0.323 BJ	0.401 J	0.308 J	0.395 J	ND	ND	ND	0.306 J
Toluene	ND	ND	ND	ND	ND	ND	ND	ND
1,1,1-trichloroethane	1.16 J	0.988 J	0.841 J	0.819 J	0.674 J	0.649 J	0.673 J	0.645 J
1,1,2-trichloroethane	ND	ND	ND	ND	ND	ND	ND	ND
Trichloroethene	110	95.4	74.1	86.8	82.8	86.2	73.2	56.7
Vinyl chloride	ND	ND	ND	ND	ND	ND	ND	ND
xylenes (total)	NR	NR	NR	NR	NR	NR	ND	NR
Mercury (EPA 245.1) ug/L	ND	ND	ND	ND	ND	ND	ND	ND
TSS (SM20 2540D) mg/L	ND	ND	ND	3.7	ND	1.5	1.4	1.7

Table 8
GM-38 Area Groundwater Remediation
Groundwater Treatment Plant
Naval Weapons Industrial Reserve Plant - Bethpage, NY
Summary of Historical Groundwater Analytical Results
Through Fourth Quarter 2022

Sample ID	RW1-MW2				RW1-MW3											
	5/4/2005	7/22/2005	5/28/2009	6/18/2013 ⁽²⁾	1/20/2010	4/21/2010	7/29/2010	11/10/2010	3/25/2011	6/14/2011	9/28/2011	11/30/2011	3/8/2012	6/7/2012	8/22/2012	12/7/2012
Comments																
Well Depth (Ft)	435				435											
Screened Interval (Ft)	395-435				395-435											
VOCS (EPA 624) ug/L ⁽⁴⁾																
Acrolein	NR	NR	NR	NR	NR	NR	NR	NR	NR	NR	ND	ND	ND	ND	30 R	ND
Acrylonitrile	NR	NR	NR	NR	NR	NR	NR	NR	NR	NR	ND	ND	ND	ND	ND	ND
Acetone	ND	ND	ND	ND	NR	ND	ND	ND	ND	NR	ND	ND	ND	ND	ND	ND
Benzene	ND	ND	ND	ND	ND	ND	ND	ND	ND	NR	ND	ND	ND	ND	ND	ND
Bromodichloromethane	ND	ND	ND	ND	NR	ND	ND	ND	ND	NR	ND	ND	ND	ND	ND	ND
Bromoform	ND	ND	ND	ND	NR	ND	ND	ND	ND	NR	ND	ND	ND	ND	ND	ND
Bromomethane	ND	ND	ND	ND	NR	ND	ND	ND	ND	NR	ND	ND	ND	ND	ND	ND
2-butanone	R	R	ND	ND	NR	ND	ND	ND	ND	NR	NR	NR	NR	NR	NR	NR
carbon disulfide	ND	ND	ND	NR	NR	ND	ND	ND	ND	NR	NR	NR	NR	NR	NR	NR
Carbon tetrachloride	ND	ND	ND	ND	ND	ND	ND	ND	ND	NR	ND	ND	ND	ND	ND	ND
Chlorobenzene	ND	ND	ND	ND	ND	ND	ND	ND	ND	NR	ND	ND	ND	ND	ND	ND
Dibromochloromethane	NR	NR	ND	ND	NR	NR	NR	NR	NR	NR	ND	ND	ND	ND	ND	ND
Chloroethane	ND	ND	ND	ND	NR	ND	ND	ND	ND	NR	ND	ND	ND	ND	ND	ND
2-chloroethylvinyl ether	NR	NR	NR	NR	NR	NR	NR	NR	NR	NR	ND	ND	ND	ND	ND	ND
Chloroform	ND	1.4	ND	ND	0.67J	0.80J	0.47J	0.69J	0.73J	NR	0.97 J	ND	0.73 J	0.64 J	ND	1.2 J
Chloromethane	ND	ND	ND	ND	NR	ND	ND	ND	ND	NR	ND	ND	ND	ND	ND	ND
cyclohexane	NR	NR	ND	NR	NR	NR	NR	NR	NR	NR	NR	NR	NR	NR	NR	NR
1,2-dibromo-3-chloro-propane	ND	ND	ND	NR	NR	NR	NR	NR	NR	NR	NR	NR	NR	NR	NR	NR
1,2-dibromomethane	ND	ND	ND	NR	NR	NR	NR	NR	NR	NR	NR	NR	NR	NR	NR	NR
1,2-dichlorobenzene	NR	NR	ND	NR	NR	NR	NR	NR	NR	NR	ND	ND	ND	ND	ND	ND
1,3-dichlorobenzene	NR	NR	ND	NR	NR	NR	NR	NR	NR	NR	ND	ND	ND	ND	ND	ND
1,4-dichlorobenzene	NR	NR	ND	NR	NR	NR	NR	NR	NR	NR	ND	ND	ND	ND	ND	ND
dichlorodifluoromethane	NR	NR	ND	NR	NR	NR	NR	NR	NR	NR	NR	NR	NR	NR	NR	NR
1,1-dichloroethane	4.6	5.5	3.4	3.9	2.4	4.6	1.5	2.3	2.4	9.3	10.1 J	2.1	8.4	5.7	9.4	9.3
1,2-dichloroethane	ND	ND	ND	ND	ND	ND	ND	ND	ND	ND	ND	ND	ND	ND	ND	ND
1,1-dichloroethene	3.2	12.3	ND	ND	0.42J	1.10	ND	0.28J	ND	1.8	2.2 J	ND	1.8	0.86 J	2.4	2.2
cis-1,2-dichloroethene	181.0	47.6	160.0	120	0.54J	0.48J	0.36J	0.55J	0.58J	0.59 J	0.43 J	0.55 J	0.68 J	0.33 J	0.56 J	0.46 J
trans-1,2-dichloroethene	2.5	7.6	2.5	1.9 J	ND	ND	ND	ND	ND	ND	ND	ND	ND	ND	ND	ND
1,2-dichloropropane	ND	ND	ND	ND	NR	ND	ND	ND	ND	NR	ND	ND	ND	ND	ND	ND
cis-1,3-dichloropropene	ND	ND	ND	ND	NR	ND	ND	ND	ND	NR	ND	ND	ND	ND	ND	ND
trans-1,3-dichloropropene	ND	ND	ND	ND	NR	ND	ND	ND	ND	NR	ND	ND	ND	ND	ND	ND
1,4-dioxane	4.01	NR	NR	NR	NR	NR	NR	NR	NR	NR	NR	NR	NR	NR	NR	NR
Ethylbenzene	ND	ND	ND	ND	ND	ND	ND	ND	ND	NR	ND	ND	ND	ND	ND	ND
2-hexanone	ND	ND	ND	ND	NR	ND	ND	ND	ND	NR	NR	NR	NR	NR	NR	NR
isopropylbenzene	NR	NR	ND	NR	NR	NR	NR	NR	NR	NR	NR	NR	NR	NR	NR	NR
methyl acetate	NR	NR	ND	NR	NR	NR	NR	NR	NR	NR	NR	NR	NR	NR	NR	NR
Methylene chloride	1.0	ND	ND	ND	NR	ND	ND	ND	ND	NR	ND	ND	ND	ND	ND	ND
4-methyl-2-pentanone	ND	ND	ND	ND	NR	NR	NR	NR	NR	NR	NR	NR	NR	NR	NR	NR
styrene	ND	ND	ND	NR	NR	ND	ND	ND	ND	NR	NR	NR	NR	NR	NR	NR
1,1,2,2-tetrachloroethane	ND	ND	ND	ND	NR	ND	ND	ND	ND	NR	ND	ND	ND	0.23 J	ND	ND
1,2,4-trichlorobenzene	NR	NR	ND	NR	NR	NR	NR	NR	NR	NR	NR	NR	NR	NR	NR	NR
Tetrachloroethene	ND	134.0	19.0	5.9	ND	049J	ND	ND	ND	0.33 J	0.62 J	ND	0.65 J	0.30 J	0.97 J	0.40 J
Toluene	0.32J	ND	ND	ND	ND	ND	ND	ND	ND	NR	ND	ND	ND	ND	ND	ND
1,1,1-trichloroethane	1.3	1.0	ND	ND	0.41J	0.98J	ND	0.26J	0.33J	1.6	2.7 J	ND	ND	1.1 J	1.9	1.7
1,1,2-trichloroethane	ND	0.65J	ND	ND	0.62J	0.60J	0.36J	0.55J	0.41J	NR	0.57 J	0.63 J	0.70 J	0.61 J	0.56 J	0.54 J
Trichloroethene	158.0	198.0	200.0	64	1.2	1.6	0.58J	0.91J	1.0	1.4	1.8 J	1.0 J	2.2	1.3	2.3	1.6
Vinyl chloride	12.9	187.0	4.1	ND	ND	ND	ND	ND	ND	ND	ND	ND	ND	ND	ND	ND
xylenes (total)	ND	ND	ND	NR	ND	ND	ND	ND	ND	NR	ND	ND	ND	ND	ND	ND
Mercury (EPA 245.1) ug/L	NR	NR	0.20	NR	NR	<0.20	<0.20	<0.20	<0.20	ND	ND	ND	ND	ND	ND	ND
TSS (SM20 2540D) mg/L	NR	NR	4.0	NR	NR	8.0	<4.0	<4.0	<4.0	ND	ND	ND	5	ND	ND	ND

Table 8
GM-38 Area Groundwater Remediation
Groundwater Treatment Plant
Naval Weapons Industrial Reserve Plant - Bethpage, NY
Summary of Historical Groundwater Analytical Results
Through Fourth Quarter 2022

Sample ID	RW1-MW3															
	3/14/2013	6/19/2013 ⁽²⁾	9/17/2013	12/17/2013	3/25/2014	9/23/2014	3/25/2015	9/14/2015	3/21/2016	9/14/2016	3/1/2017	9/13/2017	3/5/2018	9/12/2018	3/7/2019	9/26/2019
Comments																
Well Depth (Ft)	435															
Screened Interval (Ft)	395-435															
VOCS (EPA 624) ug/L ⁽⁴⁾																
Acrolein	ND	ND	ND	ND	ND	ND	ND	ND	ND	ND	ND	ND	ND	ND	NR	NR
Acrylonitrile	ND	ND	ND	ND	ND	ND	ND	ND	ND	ND	ND	ND	ND	ND	ND	ND
Acetone	ND	ND	NR	NR	NR	NR	NR	NR	NR	NR	NR	NR	NR	NR	NR	NR
Benzene	ND	ND	ND	ND	ND	ND	ND	ND	ND	ND	ND	ND	ND	ND	ND	ND
Bromodichloromethane	ND	ND	ND	ND	ND	ND	ND	ND	ND	ND	ND	ND	ND	ND	ND	ND
Bromoform	ND	ND	ND	ND	ND	ND	ND	ND	ND	ND	ND	ND	ND	ND	ND	ND
Bromomethane	ND	ND	ND	ND	ND	ND	ND	ND	ND	ND	ND	ND	ND	ND	ND	ND
2-butanone	NR	ND	NR	NR	NR	NR	NR	NR	NR	NR	NR	NR	NR	NR	NR	NR
carbon disulfide	NR	NR	NR	NR	NR	NR	NR	NR	NR	NR	NR	NR	NR	NR	NR	NR
Carbon tetrachloride	ND	ND	ND	ND	ND	ND	ND	ND	0.41 J	ND	ND	ND	ND	ND	ND	ND
Chlorobenzene	ND	ND	ND	ND	ND	ND	ND	ND	ND	ND	ND	ND	ND	ND	ND	ND
Dibromochloromethane	ND	ND	ND	ND	ND	ND	ND	ND	ND	ND	ND	ND	ND	ND	ND	ND
Chloroethane	ND	ND	ND	ND	ND	ND	ND	ND	ND	ND	ND	ND	ND	ND	ND	ND
2-chloroethylvinyl ether	ND	ND	ND	ND	ND	ND	ND	ND	ND	ND	NR	ND	ND	ND	NR	NR
Chloroform	ND	0.82	ND	ND	0.74 J	0.67 J	0.79 J	ND	0.79 J	0.80 J	0.61 J	0.69 J	0.67 J	0.720 J	0.725 J	ND
Chloromethane	ND	ND	ND	ND	ND	ND	0.29 J	ND	ND	ND	ND	ND	ND	D	ND	ND
cyclohexane	NR	NR	NR	NR	NR	NR	NR	NR	NR	NR	NR	NR	NR	NR	NR	NR
1,2-dibromo-3-chloro-propane	NR	NR	NR	NR	NR	NR	NR	NR	NR	NR	NR	NR	NR	NR	NR	NR
1,2-dibromomethane	NR	NR	NR	NR	NR	NR	NR	NR	NR	NR	NR	NR	NR	NR	NR	NR
1,2-dichlorobenzene	ND	ND	ND	ND	ND	ND	ND	ND	ND	ND	ND	ND	ND	ND	ND	ND
1,3-dichlorobenzene	ND	ND	ND	ND	ND	ND	ND	ND	ND	ND	ND	ND	ND	ND	ND	ND
1,4-dichlorobenzene	ND	ND	ND	ND	ND	ND	ND	ND	ND	ND	ND	ND	ND	ND	ND	ND
dichlorodifluoromethane	NR	NR	NR	NR	NR	NR	NR	NR	NR	NR	NR	NR	NR	NR	NR	NR
1,1-dichloroethane	8.5	10	9.7 J	8.1	8.6	6.1 J	8.1	7.7	7.4	7.0	4.5	4.4	4.1	3.47	4.14 J	2.86 J
1,2-dichloroethane	ND	0.18 J	ND	ND	ND	ND	ND	ND	ND	ND	ND	ND	ND	ND	ND	ND
1,1-dichloroethene	1.7	1.8	1.6	1.9	2.1	1.6 J	2.3 J	2.3	2.5	1.7	1.1	1.2	0.97 J	0.950 J	1.08 J	0.888 J
cis-1,2-dichloroethene	0.53 J	0.46 J	0.72 J	0.60 J	0.57 J	0.44 J	0.54 J	0.49 J	0.58 J	0.44 J	0.29 J	0.37 J	0.36 J	0.310 J	0.398 J	0.363 J
trans-1,2-dichloroethene	ND	ND	ND	ND	ND	ND	ND	ND	ND	ND	ND	ND	ND	ND	ND	ND
1,2-dichloropropane	ND	ND	ND	ND	ND	ND	ND	ND	ND	ND	ND	ND	ND	ND	ND	ND
cis-1,3-dichloropropene	ND	ND	ND	ND	ND	ND	ND	ND	ND	ND	ND	ND	ND	ND	ND	ND
trans-1,3-dichloropropene	ND	ND	ND	ND	ND	ND	ND	ND	ND	ND	ND	ND	ND	ND	ND	ND
1,4-dioxane	NR	NR	NR	NR	NR	NR	NR	NR	NR	NR	NR	NR	NR	NR	NR	NR
Ethylbenzene	ND	ND	ND	ND	ND	ND	ND	ND	ND	ND	NR	ND	ND	ND	ND	ND
2-hexanone	NR	ND	NR	NR	NR	NR	NR	NR	NR	NR	NR	NR	NR	NR	NR	NR
isopropylbenzene	NR	NR	NR	NR	NR	NR	NR	NR	NR	NR	NR	NR	NR	NR	NR	NR
methyl acetate	NR	NR	NR	NR	NR	NR	NR	NR	NR	NR	NR	NR	NR	NR	NR	NR
Methylene chloride	ND	ND	ND	ND	ND	ND	ND	ND	ND	ND	ND	ND	ND	ND	ND	ND
4-methyl-2-pentanone	NR	ND	NR	NR	NR	NR	NR	NR	NR	NR	NR	NR	NR	NR	NR	NR
styrene	NR	NR	NR	NR	NR	NR	NR	NR	NR	NR	NR	NR	NR	NR	NR	NR
1,1,2,2-tetrachloroethane	ND	0.20 J	ND	ND	ND	ND	ND	ND	0.25 J	ND	ND	ND	ND	ND	ND	ND
1,2,4-trichlorobenzene	NR	NR	NR	NR	NR	NR	NR	NR	NR	NR	NR	NR	NR	NR	NR	NR
Tetrachloroethene	ND	ND	ND	ND	ND	ND	ND	0.50 J	ND	0.35 J	ND	0.22 J	0.23 J	0.290 J	ND	0.397 J
Toluene	ND	ND	ND	ND	ND	ND	ND	ND	ND	ND	ND	ND	ND	ND	ND	ND
1,1,1-trichloroethane	1.4	1.8	1.5	2.0	1.7	1.2 J	1.5	1.6	2.1	1.6	1	1.1	0.87 J	0.810 J	1.27 J	0.711 J
1,1,2-trichloroethane	0.61 J	0.46 J	ND	0.55 J	0.46 J	0.46 J	0.43 J	0.44 J	0.47 J	0.41 J	0.51 J	0.35 J	0.37 J	0.400 J	0.296 J	0.284 J
Trichloroethene	1.9	1.7	2.5	3.2	2.5	1.9	2.0	2.4	4.5	3.5	2.3	2.8	2.2	2.24	4.49 J	3.34 J
Vinyl chloride	ND	ND	ND	ND	ND	ND	ND	ND	ND	ND	ND	ND	ND	ND	ND	ND
xylenes (total)	ND	ND	NR	NR	NR	NR	NR	NR	NR	NR	NR	NR	NR	NR	NR	NR
Mercury (EPA 245.1) ug/L	ND	ND	ND	ND	ND	ND	ND	ND	ND	ND	ND	ND	ND	ND	ND	ND
TSS (SM20 2540D) mg/L	ND	ND	ND	ND	5	ND	ND	ND	ND	1.8	2.1	5.6	7.1	2.7	8.6	2.2

Table 8
GM-38 Area Groundwater Remediation
Groundwater Treatment Plant
Naval Weapons Industrial Reserve Plant - Bethpage, NY
Summary of Historical Groundwater Analytical Results
Through Fourth Quarter 2022

Sample ID	RW1-MW3						RW2-MW1													
	3/12/2020	10/6/2020	3/11/2021	9/29/2021	3/10/2022	10/5/2022	5/4/2005	7/20/2005	5/27/2009	1/18/2010	4/21/2010	7/28/2010	11/3/2010	3/24/2011	6/14/2011	9/27/2011	11/29/2011	3/7/2012	6/6/2012	
Comments																				
Well Depth (Ft)	435						510													
Screened Interval (Ft)	395-435						470-510													
VOCS (EPA 624) ug/L ⁽⁴⁾																				
Acrolein	NR	NR	NR	NR	NR	NR	NR	NR	NR	NR	NR	NR	NR	NR	NR	NR	ND	ND	ND	ND
Acrylonitrile	ND	ND	ND	ND	NR	ND	NR	NR	NR	NR	NR	NR	NR	NR	NR	NR	ND	ND	ND	ND
Acetone	NR	NR	NR	NR	ND	NR	ND	ND	ND	NR	ND	ND	ND	ND	NR	ND	ND	ND	ND	ND
Benzene	ND	ND	ND	ND	ND	ND	ND	ND	ND	ND	0.15J	0.69J	0.58J	0.30J	NR	0.22 J	0.27 J	0.22 J	ND	
Bromodichloromethane	ND	ND	ND	ND	ND	ND	ND	ND	NR	ND	ND	ND	ND	ND	NR	ND	ND	ND	ND	
Bromoform	ND	ND	ND	ND	ND	ND	ND	ND	NR	ND	ND	ND	ND	ND	NR	ND	ND	ND	ND	
Bromomethane	ND	ND	ND	ND	ND	ND	ND	ND	NR	ND	ND	ND	ND	ND	NR	ND	ND	ND	ND	
2-butanone	NR	NR	NR	NR	NR	NR	R	R	ND	NR	ND	ND	ND	ND	NR	NR	NR	NR	NR	
carbon disulfide	NR	NR	NR	NR	ND	NR	ND	ND	NR	ND	ND	ND	ND	ND	NR	NR	NR	NR	NR	
Carbon tetrachloride	ND	ND	ND	ND	ND	ND	ND	ND	ND	ND	ND	ND	ND	ND	NR	ND	ND	ND	ND	
Chlorobenzene	ND	ND	ND	ND	ND	ND	ND	ND	ND	ND	ND	ND	ND	ND	NR	ND	ND	ND	ND	
Dibromochloromethane	ND	ND	ND	ND	NR	ND	NR	NR	ND	NR	ND	ND	ND	ND	NR	ND	ND	ND	ND	
Chloroethane	ND	ND	ND	ND	ND	ND	ND	ND	NR	ND	ND	ND	ND	ND	NR	ND	ND	ND	ND	
2-chloroethylvinyl ether	NR	NR	NR	NR	NR	NR	NR	NR	NR	NR	NR	NR	NR	NR	NR	NR	ND	ND	ND	
Chloroform	0.631 J	0.623 J	0.590 J	0.308 J	ND	0.583 J	ND	ND	ND	ND	ND	ND	ND	ND	NR	ND	ND	ND	0.38 J	
Chloromethane	ND	ND	ND	ND	ND	ND	ND	ND	NR	ND	ND	ND	ND	ND	NR	ND	ND	ND	ND	
cyclohexane	NR	NR	NR	NR	ND	NR	NR	NR	ND	NR	NR	NR	NR	NR	NR	NR	NR	NR	NR	
1,2-dibromo-3-chloro-propane	NR	NR	NR	NR	NR	NR	ND	ND	ND	NR	NR	NR	NR	NR	NR	NR	NR	NR	NR	
1,2-dibromomethane	NR	NR	NR	NR	NR	NR	ND	ND	ND	NR	NR	NR	NR	NR	NR	NR	NR	NR	NR	
1,2-dichlorobenzene	ND	ND	ND	ND	ND	ND	NR	NR	ND	NR	NR	NR	NR	NR	NR	ND	ND	ND	ND	
1,3-dichlorobenzene	ND	ND	ND	ND	ND	ND	NR	NR	ND	NR	NR	NR	NR	NR	NR	ND	ND	ND	ND	
1,4-dichlorobenzene	ND	ND	ND	ND	ND	ND	NR	NR	ND	NR	NR	NR	NR	NR	NR	ND	ND	ND	ND	
dichlorodifluoromethane	NR	NR	NR	NR	ND	NR	NR	NR	ND	NR	NR	NR	NR	NR	NR	NR	NR	NR	NR	
1,1-dichloroethane	4.03 J	4.00 J	3.69 J	3.87 J	3.83	3.13 J	0.53J	0.93J	1.2J	0.82J	0.60J	0.58J	0.42J	ND	0.61 J	0.64 J	ND	0.50 J	4.2	
1,2-dichloroethane	ND	ND	ND	0.205 J	0.170 J	ND	ND	ND	ND	ND	ND	ND	ND	ND	ND	ND	ND	ND	ND	
1,1-dichloroethene	1.1 J	1.22 J	1.13 J	1.02 J	1.06	0.774 J	ND	0.58J	0.55J	0.63J	ND	ND	ND	ND	ND	ND	ND	ND	0.55 J	
cis-1,2-dichloroethene	0.39 J	0.275 J	0.377 J	0.295 J	0.273 J	0.297 J	ND	0.55J	1.9	1.0	0.78J	0.80J	0.55J	0.43J	0.56 J	0.32 J	0.39 J	0.34 J	0.32 J	
trans-1,2-dichloroethene	ND	ND	ND	ND	ND	ND	ND	ND	ND	ND	ND	ND	ND	ND	ND	ND	ND	ND	ND	
1,2-dichloropropane	ND	ND	ND	ND	ND	ND	ND	ND	ND	NR	ND	ND	ND	ND	NR	ND	ND	ND	ND	
cis-1,3-dichloropropene	ND	ND	ND	ND	ND	ND	ND	ND	ND	NR	ND	ND	ND	ND	NR	ND	ND	ND	ND	
trans-1,3-dichloropropene	ND	ND	ND	ND	ND	ND	ND	ND	ND	NR	ND	ND	ND	ND	NR	ND	ND	ND	ND	
1,4-dioxane	NR	NR	NR	NR	NR	NR	5.34	NR	NR	NR	NR	NR	NR	NR	NR	NR	NR	NR	NR	
Ethylbenzene	ND	ND	ND	ND	ND	ND	ND	ND	ND	ND	ND	ND	ND	ND	NR	ND	ND	ND	ND	
2-hexanone	NR	NR	NR	NR	ND	NR	ND	ND	ND	NR	ND	ND	ND	ND	NR	NR	NR	NR	NR	
isopropylbenzene	NR	NR	NR	NR	ND	NR	NR	NR	ND	NR	NR	NR	NR	NR	NR	NR	NR	NR	NR	
methyl acetate	NR	NR	NR	NR	ND	NR	NR	NR	ND	NR	NR	NR	NR	NR	NR	NR	NR	NR	NR	
Methylene chloride	ND	ND	ND	ND	ND	ND	ND	ND	ND	NR	ND	ND	ND	ND	NR	ND	ND	ND	ND	
4-methyl-2-pentanone	NR	NR	NR	NR	ND	NR	ND	ND	ND	NR	ND	ND	ND	ND	NR	NR	NR	NR	NR	
styrene	NR	NR	NR	NR	ND	NR	ND	ND	ND	NR	ND	ND	ND	ND	NR	NR	NR	NR	NR	
1,1,2,2-tetrachloroethane	ND	ND	ND	ND	ND	ND	ND	ND	ND	NR	ND	ND	ND	ND	NR	ND	ND	ND	ND	
1,2,4-trichlorobenzene	NR	NR	NR	NR	NR	NR	NR	NR	ND	NR	ND	ND	ND	ND	NR	ND	ND	ND	ND	
Tetrachloroethene	0.295 J	0.324 J	0.407 J	0.406 J	0.343 J	0.389 J	ND	ND	ND	ND	ND	ND	ND	ND	ND	ND	ND	ND	ND	
Toluene	ND	ND	ND	ND	ND	ND	ND	0.85J	1.0	ND	0.52J	0.49J	0.50J	ND	NR	0.24 J	0.29 J	0.19 J	ND	
1,1,1-trichloroethane	0.754 J	0.817 J	0.641 J	0.753 J	0.767 J	0.606 J	ND	0.37J	ND	ND	ND	ND	ND	ND	ND	ND	ND	ND	ND	
1,1,2-trichloroethane	0.312 J	0.346 J	0.381 J	0.429 J	ND	0.323 J	ND	ND	ND	ND	ND	ND	ND	ND	NR	ND	ND	ND	ND	
Trichloroethene	3.21 J	3.13 J	3.06 J	ND	3.42	2.91 J	37.6	34.6	12.0	15.0	0.42J	ND	ND	1.7	1.6	0.89 J	0.67 J	0.67 J	9.0	
Vinyl chloride	ND	ND	ND	ND	ND	ND	ND	ND	ND	ND	ND	ND	ND	ND	ND	ND	ND	ND	ND	
xylenes (total)	NR	NR	NR	NR	ND	NR	ND	1.4J	ND	ND	ND	ND	ND	NR	NR	NR	NR	NR	NR	
Mercury (EPA 245.1) ug/L	ND	ND	ND	ND	ND	ND	NR	NR	0.05J	NR	<0.20	<0.20	<0.20	<0.20	ND	ND	ND	ND	ND	
TSS (SM20 2540D) mg/L	ND	2.3	3.9	3.8	ND	ND	NR	NR	2260.0	NR	58.0	<4.0	<4.0	<4.0	181	5	36	6	25	

Table 8
GM-38 Area Groundwater Remediation
Groundwater Treatment Plant
Naval Weapons Industrial Reserve Plant - Bethpage, NY
Summary of Historical Groundwater Analytical Results
Through Fourth Quarter 2022

Sample ID	RW2-MW1															
	8/21/2012	12/7/2012	3/13/2013	6/17/2013 ⁽²⁾	9/17/2013	12/17/2013	12/17/2013	3/25/2014	9/23/2014	3/26/2015	9/14/2015	3/21/2016	3/21/2016	9/15/2016	3/1/2017	9/13/2017
Sample Date																
Comments							Duplicate						Duplicate			
Well Depth (Ft)	510															
Screened Interval (Ft)	470-510															
VOCS (EPA 624) ug/L ⁽⁴⁾																
Acrolein	30 R	ND	ND	NR	ND	ND	ND	ND	ND	ND	ND	ND	ND	ND	ND	ND
Acrylonitrile	ND	ND	ND	NR	ND	ND	ND	ND	ND	ND	ND	ND	ND	ND	ND	ND
Acetone	ND	ND	ND	ND	NR	NR	NR	NR	NR	NR	NR	NR	NR	NR	NR	NR
Benzene	ND	0.68 J	0.54 J	ND	0.59 J	ND	ND	0.21 J	0.21 J	0.56 J	ND	ND	0.18 J	ND	0.51 J	ND
Bromodichloromethane	ND	ND	ND	ND	ND	ND	ND	ND	ND	ND	ND	ND	ND	ND	ND	ND
Bromoform	ND	ND	ND	ND	ND	ND	ND	ND	ND	ND	ND	ND	ND	ND	ND	ND
Bromomethane	ND	ND	ND	ND	ND	ND	ND	1.8 J	ND	ND	ND	ND	ND	ND	ND	ND
2-butanone	NR	NR	NR	ND	NR	NR	NR	NR	NR	NR	NR	NR	NR	NR	NR	NR
carbon disulfide	NR	NR	NR	NR	NR	NR	NR	NR	NR	NR	NR	NR	NR	NR	NR	NR
Carbon tetrachloride	ND	ND	ND	ND	ND	ND	ND	ND	ND	ND	ND	ND	ND	ND	ND	ND
Chlorobenzene	ND	ND	ND	ND	ND	ND	ND	ND	ND	ND	ND	7.0 J	1.6 J	ND	ND	ND
Dibromochloromethane	ND	ND	ND	ND	ND	ND	ND	ND	ND	ND	ND	ND	ND	ND	NR	ND
Chloroethane	ND	ND	ND	ND	ND	ND	ND	ND	ND	ND	ND	ND	ND	ND	ND	ND
2-chloroethylvinyl ether	ND	ND	ND	NR	ND	2.0 R	2.0 R	ND	ND	ND	ND	ND	ND	ND	NR	ND
Chloroform	ND	ND	ND	2.9	ND	ND	ND	2.8 J	1.5	0.46 J	2.2	3.4	3.5	2.4	0.25 J	2
Chloromethane	ND	ND	ND	ND	ND	ND	ND	0.68 J	ND	ND	ND	ND	ND	ND	ND	ND
cyclohexane	NR	NR	NR	NR	NR	NR	NR	NR	NR	NR	NR	NR	NR	NR	NR	NR
1,2-dibromo-3-chloro-propane	NR	NR	NR	NR	NR	NR	NR	NR	NR	NR	NR	NR	NR	NR	NR	NR
1,2-dibromomethane	NR	NR	NR	NR	NR	NR	NR	NR	NR	NR	NR	NR	NR	NR	NR	NR
1,2-dichlorobenzene	ND	ND	ND	NR	ND	ND	ND	ND	ND	ND	ND	ND	ND	ND	ND	ND
1,3-dichlorobenzene	ND	ND	ND	NR	ND	ND	ND	ND	ND	ND	ND	ND	ND	ND	ND	ND
1,4-dichlorobenzene	ND	ND	ND	NR	ND	ND	ND	ND	ND	ND	ND	ND	ND	ND	ND	ND
dichlorodifluoromethane	NR	NR	NR	NR	NR	NR	NR	NR	NR	NR	NR	NR	NR	NR	NR	NR
1,1-dichloroethane	4.8	0.58 J	0.52 J	7.0	ND	5.8	6.4	5.1	ND	2.1	6.3	8.7	8.5	6.4	1.7	6.6
1,2-dichloroethane	ND	ND	ND	1.3	ND	1.9 J	1.7 J	1.3	0.69 J	0.41 J	1.4	1.4	1.3	0.93 J	ND	0.71 J
1,1-dichloroethene	0.95 J	0.19 J	ND	1.9	ND	2.6	2.6	1.8	1.3 J	0.61 J	2.6	3.7	3.4	1.6	0.27 J	1.3
cis-1,2-dichloroethene	0.39 J	0.33 J	0.29 J	7.7	0.77 J	11.0 J	11.1 J	8.0	4.0	2.6	13.3	15.3	15.0	6.1	1.3	2.6
trans-1,2-dichloroethene	ND	ND	ND	ND	ND	ND	ND	ND	ND	ND	ND	ND	ND	ND	ND	ND
1,2-dichloropropane	ND	ND	ND	ND	ND	ND	ND	ND	ND	ND	ND	ND	ND	ND	ND	ND
cis-1,3-dichloropropene	ND	ND	ND	ND	ND	ND	ND	ND	ND	ND	ND	ND	ND	ND	ND	ND
trans-1,3-dichloropropene	ND	ND	ND	ND	ND	ND	ND	ND	ND	ND	ND	ND	ND	ND	ND	ND
1,4-dioxane	NR	NR	NR	NR	NR	NR	NR	NR	NR	NR	NR	NR	NR	NR	NR	ND
Ethylbenzene	ND	ND	ND	ND	ND	ND	ND	ND	ND	ND	ND	ND	ND	ND	NR	ND
2-hexanone	NR	NR	NR	ND	NR	NR	NR	NR	NR	NR	NR	NR	NR	NR	NR	NR
isopropylbenzene	NR	NR	NR	NR	NR	NR	NR	NR	NR	NR	NR	NR	NR	NR	NR	NR
methyl acetate	NR	NR	NR	NR	NR	NR	NR	NR	NR	NR	NR	NR	NR	NR	NR	NR
Methylene chloride	ND	ND	ND	ND	ND	ND	ND	ND	ND	ND	ND	ND	ND	ND	ND	ND
4-methyl-2-pentanone	NR	NR	NR	ND	NR	NR	NR	NR	NR	NR	NR	NR	NR	NR	NR	NR
styrene	NR	NR	NR	NR	NR	NR	NR	NR	NR	NR	NR	NR	NR	NR	NR	NR
1,1,2,2-tetrachloroethane	ND	ND	ND	ND	ND	ND	ND	ND	ND	ND	ND	ND	ND	ND	ND	ND
1,2,4-trichlorobenzene	ND	ND	ND	NR	NR	NR	NR	NR	NR	NR	NR	NR	NR	NR	NR	NR
Tetrachloroethene	ND	ND	ND	ND	ND	ND	ND	ND	ND	ND	ND	ND	ND	ND	ND	ND
Toluene	ND	0.27 J	ND	ND	0.31 J	ND	ND	ND	ND	0.26 J	ND	0.20 J	ND	ND	ND	ND
1,1,1-trichloroethane	0.33 J	ND	ND	0.84	ND	0.94 J	0.94 J	ND	0.39 J	ND	ND	ND	ND	0.56 J	ND	0.49 J
1,1,2-trichloroethane	ND	ND	ND	ND	ND	ND	ND	ND	ND	ND	ND	ND	ND	ND	ND	ND
Trichloroethene	20.8	0.73 J	0.67 J	14	1.5	34.6	33.5	23.4	18.3	4.3	27.5	43.9	44.2	18	2.1	8.6
Vinyl chloride	ND	ND	ND	ND	ND	ND	ND	ND	ND	ND	ND	ND	ND	ND	ND	ND
xylenes (total)	NR	NR	NR	NR	NR	NR	NR	NR	NR	NR	NR	NR	NR	NR	NR	NR
Mercury (EPA 245.1) ug/L	ND	ND	ND	ND	ND	ND	ND	ND	ND	ND	ND	ND	ND	ND	ND	ND
TSS (SM20 2540D) mg/L	12	10	ND	13	12	30	24	12	6	17	11	24	26	3.8	13.8	8.7

Table 8
GM-38 Area Groundwater Remediation
Groundwater Treatment Plant
Naval Weapons Industrial Reserve Plant - Bethpage, NY
Summary of Historical Groundwater Analytical Results
Through Fourth Quarter 2022

Sample ID	RW2-MW1										RW2-MW2			RW2-MW3			
	3/5/2018	9/11/2018	3/7/2019	9/25/2019	3/12/2020	10/6/2020	3/11/2021	9/29/2021	3/9/2022	10/5/2022	5/4/2005	7/21/2005	6/17/2013 ⁽²⁾	5/3/2005	7/20/2005	5/28/2009	6/18/2013 ⁽²⁾
Comments																	
Well Depth (Ft)	510										510			510			
Screened Interval (Ft)	470-510										470-510			470-510			
VOCS (EPA 624) ug/L ⁽⁴⁾																	
Acrolein	ND	ND	NR	NR	NR	NR	NR	NR	NR	NR	NR	NR	NR	NR	NR	30 R	NR
Acrylonitrile	ND	ND	ND	ND	ND	ND	ND	ND	NR	NR	NR	NR	NR	NR	NR	NR	NR
Acetone	NR	NR	NR	NR	NR	NR	NR	NR	NR	ND	NR	ND	ND	ND	ND	ND	ND
Benzene	ND	0.250 J	ND	ND	0.233 J	0.208 J	ND	ND	0.113 J	ND	ND	ND	ND	ND	ND	ND	ND
Bromodichloromethane	ND	ND	ND	ND	ND	ND	ND	ND	ND	ND	ND	ND	ND	ND	ND	ND	ND
Bromoform	ND	ND	ND	ND	ND	ND	ND	ND	ND	ND	ND	ND	ND	ND	ND	ND	ND
Bromomethane	ND	ND	ND	ND	ND	ND	ND	ND	ND	ND	ND	ND	ND	ND	ND	ND	ND
2-butanone	NR	NR	NR	NR	NR	NR	NR	NR	NR	NR	R	R	ND	R	R	ND	ND
carbon disulfide	NR	NR	NR	NR	NR	NR	NR	NR	NR	ND	NR	ND	NR	ND	ND	ND	NR
Carbon tetrachloride	ND	ND	ND	ND	ND	ND	ND	ND	ND	ND	ND	ND	ND	ND	ND	ND	ND
Chlorobenzene	ND	ND	ND	ND	ND	ND	ND	ND	ND	ND	ND	ND	ND	ND	ND	ND	ND
Dibromochloromethane	ND	ND	ND	ND	ND	ND	ND	ND	NR	NR	NR	NR	NR	NR	NR	NR	NR
Chloroethane	ND	ND	ND	ND	ND	ND	ND	ND	ND	ND	ND	ND	ND	ND	ND	ND	ND
2-chloroethylvinyl ether	ND	ND	NR	NR	NR	NR	NR	NR	NR	NR	NR	NR	NR	NR	NR	NR	NR
Chloroform	1.0	0.550 J	2.03 J	ND	ND	ND	ND	ND	ND	ND	ND	ND	0.55	ND	ND	ND	ND
Chloromethane	ND	ND	ND	ND	ND	ND	ND	ND	ND	ND	ND	ND	ND	ND	ND	ND	ND
cyclohexane	NR	NR	NR	NR	NR	NR	NR	NR	NR	ND	NR	NR	NR	NR	NR	NR	NR
1,2-dibromo-3-chloro-propane	NR	NR	NR	NR	NR	NR	NR	NR	NR	NR	ND	ND	NR	ND	ND	ND	NR
1,2-dibromomethane	NR	NR	NR	NR	NR	NR	NR	NR	NR	NR	ND	ND	NR	ND	ND	ND	NR
1,2-dichlorobenzene	ND	ND	ND	ND	ND	ND	ND	ND	ND	ND	NR	NR	NR	NR	NR	ND	NR
1,3-dichlorobenzene	ND	ND	ND	ND	ND	ND	ND	ND	ND	ND	NR	NR	NR	NR	NR	ND	NR
1,4-dichlorobenzene	ND	ND	ND	ND	ND	ND	ND	ND	ND	ND	NR	NR	NR	NR	NR	ND	NR
dichlorodifluoromethane	NR	NR	NR	NR	NR	NR	NR	NR	NR	ND	NR	NR	NR	NR	NR	NR	NR
1,1-dichloroethane	6.5	2.75	7.81	6.03	2.18 J	2.38	2.36 J	2.31 J	2.26	2.01 J	ND	0.78J	4.9	0.68J	0.31J	1.4	7.4
1,2-dichloroethane	0.39 J	0.330 J	0.552 J	0.627 J	0.26 J	0.393 J	0.372 J	0.474 J	0.356 J	ND	ND	ND	0.32 J	ND	ND	ND	ND
1,1-dichloroethene	1.5	0.470 J	1.67 J	1.87 J	0.269 J	0.532 J	0.479 J	0.554 J	0.413 J	0.366 J	ND	0.41J	0.72	ND	ND	0.42J	ND
cis-1,2-dichloroethene	1.2	1.09	2.42 J	7.18	1.66 J	4.01 J	4.56 J	3.77 J	3.90	4.36 J	0.33J	0.41J	4.6	0.40J	0.66J	2.3	ND
trans-1,2-dichloroethene	ND	ND	ND	ND	ND	ND	ND	ND	ND	ND	ND	ND	ND	ND	ND	ND	ND
1,2-dichloropropane	ND	ND	ND	ND	ND	ND	ND	ND	ND	ND	ND	ND	ND	ND	ND	ND	ND
cis-1,3-dichloropropene	ND	ND	ND	ND	ND	ND	ND	ND	ND	ND	ND	ND	ND	ND	ND	ND	ND
trans-1,3-dichloropropene	ND	ND	ND	ND	ND	ND	ND	ND	ND	ND	ND	ND	ND	ND	ND	ND	ND
1,4-dioxane	NR	NR	NR	NR	NR	NR	NR	NR	NR	NR	7.45J	NR	NR	7.42J	NR	NR	NR
Ethylbenzene	ND	ND	ND	ND	ND	ND	ND	ND	ND	ND	ND	ND	ND	ND	ND	ND	ND
2-hexanone	NR	NR	NR	NR	NR	NR	NR	NR	NR	ND	NR	ND	ND	ND	ND	ND	ND
isopropylbenzene	NR	NR	NR	NR	NR	NR	NR	NR	NR	ND	NR	NR	NR	NR	NR	ND	NR
methyl acetate	NR	NR	NR	NR	NR	NR	NR	NR	NR	ND	NR	NR	NR	NR	NR	ND	NR
Methylene chloride	ND	ND	ND	ND	ND	ND	ND	ND	ND	ND	ND	ND	ND	ND	ND	ND	ND
4-methyl-2-pentanone	NR	NR	NR	NR	NR	NR	NR	NR	NR	ND	NR	ND	ND	ND	ND	ND	ND
styrene	NR	NR	NR	NR	NR	NR	NR	NR	NR	ND	NR	ND	NR	ND	ND	ND	NR
1,1,2,2-tetrachloroethane	ND	ND	ND	ND	ND	ND	ND	ND	ND	ND	ND	ND	ND	ND	ND	ND	ND
1,2,4-trichlorobenzene	NR	NR	NR	NR	NR	NR	NR	NR	NR	NR	NR	NR	NR	NR	NR	ND	NR
Tetrachloroethene	ND	ND	ND	ND	ND	ND	ND	ND	ND	ND	ND	ND	ND	ND	ND	ND	ND
Toluene	ND	ND	ND	ND	ND	ND	ND	ND	ND	ND	0.33J	0.53J	ND	ND	0.50J	0.39J	ND
1,1,1-trichloroethane	0.43 J	ND	0.761 J	0.712 J	ND	ND	ND	ND	ND	ND	ND	ND	0.34 J	ND	ND	ND	ND
1,1,2-trichloroethane	ND	ND	ND	ND	ND	ND	ND	ND	ND	ND	D	ND	ND	ND	ND	ND	ND
Trichloroethene	7.1	2.61	9.65	15.7	1.49 J	2.82 J	2.86 J	ND	2.45	3.22 J	7.8	13.8	12	16.2	20.6	18.0	60
Vinyl chloride	ND	ND	ND	ND	ND	ND	ND	ND	ND	ND	ND	ND	ND	ND	ND	ND	ND
xylenes (total)	NR	NR	NR	NR	NR	NR	NR	NR	NR	ND	NR	ND	NR	ND	ND	ND	NR
Mercury (EPA 245.1) ug/L	ND	ND	ND	ND	ND	ND	ND	ND	ND	ND	NR	NR	NR	NR	NR	ND	NR
TSS (SM20 2540D) mg/L	12.1	7.6	24.2	14	36.2	116	2.7	18.3	ND	3.3	NR	NR	NR	NR	NR	14.8	NR

Table 8
GM-38 Area Groundwater Remediation
Groundwater Treatment Plant
Naval Weapons Industrial Reserve Plant - Bethpage, NY
Summary of Historical Groundwater Analytical Results
Through Fourth Quarter 2022

Sample ID	RW3-MW1															
	1/19/2010	4/22/2010	7/29/2010	11/9/2010	3/25/2011	3/25/2011	6/14/2011	9/27/2011	11/30/2011	11/30/2011	3/7/2012	6/7/2012	8/22/2012	12/6/2012	3/14/2013	6/20/2013 ⁽²⁾
Comments						Duplicate				Duplicate						
Well Depth (Ft)	350															
Screened Interval (Ft)	330-350															
VOCS (EPA 624) ug/L ⁽⁴⁾																
Acrolein	NR	NR	NR	NR	NR	NR	NR	ND	ND	ND	ND	ND	30 R	ND	ND	NR
Acrylonitrile	NR	NR	NR	NR	NR	NR	NR	ND	ND	ND	ND	ND	ND	ND	ND	NR
Acetone	NR	ND	ND	ND	ND	ND	NR	ND	ND	ND	ND	ND	ND	ND	ND	NR
Benzene	ND	ND	ND	ND	ND	ND	NR	ND	ND	ND	ND	ND	ND	ND	ND	NR
Bromodichloromethane	NR	ND	ND	ND	ND	ND	NR	ND	ND	ND	ND	ND	ND	ND	ND	NR
Bromoform	NR	ND	ND	ND	ND	ND	NR	ND	ND	ND	ND	ND	ND	ND	ND	NR
Bromomethane	NR	ND	ND	ND	ND	ND	NR	ND	ND	ND	ND	ND	ND	ND	ND	NR
2-butanone	NR	ND	ND	ND	ND	ND	NR	NR	NR	NR	NR	NR	NR	NR	NR	NR
carbon disulfide	NR	ND	ND	ND	ND	ND	NR	NR	NR	NR	NR	NR	NR	NR	NR	NR
Carbon tetrachloride	ND	ND	ND	0.19J	ND	ND	NR	ND	ND	ND	ND	ND	ND	ND	ND	NR
Chlorobenzene	ND	ND	ND	ND	ND	ND	NR	ND	ND	ND	ND	ND	ND	ND	ND	NR
Dibromochloromethane	NR	ND	ND	ND	ND	ND	NR	ND	ND	ND	ND	ND	ND	ND	ND	NR
Chloroethane	NR	ND	ND	ND	ND	ND	NR	ND	ND	ND	ND	ND	ND	ND	ND	NR
2-chloroethylvinyl ether	NR	NR	NR	NR	NR	NR	NR	ND	ND	ND	ND	ND	ND	ND	ND	NR
Chloroform	ND	ND	ND	0.20J	ND	ND	NR	ND	ND	ND	ND	ND	ND	0.63 J	ND	NR
Chloromethane	NR	ND	ND	ND	ND	ND	NR	ND	ND	ND	ND	ND	ND	ND	ND	NR
cyclohexane	NR	NR	NR	NR	NR	NR	NR	NR	NR	NR	NR	NR	NR	NR	NR	NR
1,2-dibromo-3-chloro-propane	NR	NR	NR	NR	NR	NR	NR	NR	NR	NR	NR	NR	NR	NR	NR	NR
1,2-dibromomethane	NR	NR	NR	NR	NR	NR	NR	NR	NR	NR	NR	NR	NR	NR	NR	NR
1,2-dichlorobenzene	NR	NR	NR	NR	NR	NR	NR	ND	ND	ND	ND	ND	ND	ND	ND	NR
1,3-dichlorobenzene	NR	NR	NR	NR	NR	NR	NR	ND	ND	ND	ND	ND	ND	ND	ND	NR
1,4-dichlorobenzene	NR	NR	NR	NR	NR	NR	NR	ND	ND	ND	ND	ND	ND	ND	ND	NR
dichlorodifluoromethane	NR	NR	NR	NR	NR	NR	NR	NR	NR	NR	NR	NR	NR	NR	NR	NR
1,1-dichloroethane	1.6	1.5	1.7	1.4	1.3	1.3	1.1	1.0 J	0.96 J	0.93 J	0.90 J	0.80 J	0.87 J	0.98 J	1.2	ND
1,2-dichloroethane	0.27J	ND	ND	ND	ND	ND	ND	0.57 J	ND	ND	0.43 J	ND	ND	0.50 J	ND	ND
1,1-dichloroethene	1.2	1.3	1.2	1.2	1.2	1.1	0.85 J	0.65 J	0.64 J	0.66 J	0.47 J	0.19 J	0.54 J	0.65 J	0.68 J	ND
cis-1,2-dichloroethene	0.37J	ND	0.32J	0.45J	0.47J	0.45J	0.48 J	0.31 J	0.36 J	0.43 J	0.37 J	0.39 J	0.36 J	0.44 J	0.38 J	ND
trans-1,2-dichloroethene	ND	ND	ND	ND	ND	ND	ND	ND	ND	ND	ND	ND	ND	ND	ND	ND
1,2-dichloropropane	NR	ND	ND	ND	ND	ND	NR	ND	ND	ND	ND	ND	ND	ND	ND	NR
cis-1,3-dichloropropene	NR	ND	ND	ND	ND	ND	NR	ND	ND	ND	ND	ND	ND	ND	ND	NR
trans-1,3-dichloropropene	NR	ND	ND	ND	ND	ND	NR	ND	ND	ND	ND	ND	ND	ND	ND	NR
1,4-dioxane	NR	NR	NR	NR	NR	NR	NR	NR	NR	NR	NR	NR	NR	NR	NR	NR
Ethylbenzene	ND	ND	ND	ND	ND	ND	NR	ND	ND	ND	ND	ND	ND	ND	ND	NR
2-hexanone	NR	ND	ND	ND	ND	ND	NR	NR	NR	NR	NR	NR	NR	NR	NR	NR
isopropylbenzene	NR	NR	NR	NR	NR	NR	NR	NR	NR	NR	NR	NR	NR	NR	NR	NR
methyl acetate	NR	NR	NR	NR	NR	NR	NR	NR	NR	NR	NR	NR	NR	NR	NR	NR
Methylene chloride	NR	ND	ND	ND	ND	ND	NR	ND	ND	ND	ND	ND	ND	ND	ND	NR
4-methyl-2-pentanone	NR	ND	ND	ND	ND	ND	NR	NR	NR	NR	NR	NR	NR	NR	NR	NR
styrene	NR	ND	ND	ND	ND	ND	NR	NR	NR	NR	NR	NR	NR	NR	NR	NR
1,1,2,2-tetrachloroethane	NR	ND	ND	ND	ND	ND	NR	ND	ND	ND	ND	ND	ND	ND	ND	NR
1,2,4-trichlorobenzene	NR	NR	NR	NR	NR	NR	NR	NR	NR	NR	NR	NR	NR	NR	NR	NR
Tetrachloroethene	0.49J	0.81J	0.73J	1.5	1.4	1.6	1.2	1.3 J	1.0	1.1	1.0	0.33 J	ND	0.44 J	1.6	1.8 J
Toluene	ND	ND	ND	ND	ND	ND	NR	ND	ND	ND	ND	0.26 J	ND	ND	ND	NR
1,1,1-trichloroethane	ND	0.98J	0.84J	1.2	1.1	1.1	0.78 J	1.0 J	0.59 J	0.63 J	0.58 J	0.54 J	0.42 J	0.34 J	0.49 J	ND
1,1,2-trichloroethane	ND	ND	ND	ND	ND	ND	NR	ND	ND	ND	ND	ND	ND	ND	ND	NR
Trichloroethene	35.0	53.2	52.3	77.6	76.2	77.9	63.1	72.4 J	51.0	55.2	59.0	42.5	37.7	42.8	46.6	49
Vinyl chloride	ND	ND	ND	ND	ND	ND	ND	ND	ND	ND	ND	ND	ND	ND	ND	NR
xylenes (total)	ND	ND	ND	ND	ND	ND	NR	NR	NR	NR	NR	NR	NR	NR	NR	NR
Mercury (EPA 245.1) ug/L	NR	<0.20	<0.20	<0.20	<0.20	<0.20	ND	ND	ND	ND	ND	ND	ND	ND	ND	NR
TSS (SM20 2540D) mg/L	NR	<4.0	<4.0	<4.0	<4.0	<4.0	5160	ND	ND	ND	NR	17	ND	ND	16	ND

Table 8
GM-38 Area Groundwater Remediation
Groundwater Treatment Plant
Naval Weapons Industrial Reserve Plant - Bethpage, NY
Summary of Historical Groundwater Analytical Results
Through Fourth Quarter 2022

Sample ID	RW3-MW1															
	6/20/2013 ⁽²⁾	9/18/2013	12/17/2013	3/25/2014	9/23/2014	3/25/2015	9/15/2015	3/22/2016	9/14/2016	3/2/2017	9/12/2017	3/6/2018	9/11/2018	3/5/2019	9/25/2019	3/11/2020
Sample Date																
Comments	Duplicate															
Well Depth (Ft)	350															
Screened Interval (Ft)	330-350															
VOCS (EPA 624) ug/L ⁽⁴⁾																
Acrolein	NR	ND	ND	ND	ND	ND	ND	ND	ND	ND	ND	ND	ND	NR	NR	NR
Acrylonitrile	NR	ND	ND	ND	ND	ND	ND	ND	ND	ND	ND	ND	ND	ND	ND	ND
Acetone	ND	NR	NR	NR	NR	NR	NR	NR	NR	NR	NR	NR	NR	NR	NR	NR
Benzene	ND	ND	ND	ND	ND	ND	ND	ND	ND	ND	ND	ND	ND	ND	ND	ND
Bromodichloromethane	ND	ND	ND	ND	ND	ND	ND	ND	ND	ND	NR	ND	ND	ND	ND	ND
Bromoform	ND	ND	ND	ND	ND	ND	ND	ND	ND	ND	ND	ND	ND	ND	ND	ND
Bromomethane	ND	ND	ND	ND	ND	ND	ND	ND	ND	ND	ND	ND	ND	ND	ND	ND
2-butanone	ND	NR	NR	NR	NR	NR	NR	NR	NR	NR	NR	NR	NR	NR	NR	NR
carbon disulfide	NR	NR	NR	NR	NR	NR	NR	NR	NR	NR	NR	NR	NR	NR	NR	NR
Carbon tetrachloride	ND	ND	ND	ND	ND	ND	ND	ND	ND	ND	ND	ND	ND	ND	ND	ND
Chlorobenzene	ND	ND	ND	ND	ND	ND	ND	ND	ND	ND	ND	ND	ND	ND	ND	ND
Dibromochloromethane	ND	ND	ND	ND	ND	ND	ND	ND	ND	ND	ND	ND	ND	ND	ND	ND
Chloroethane	ND	ND	ND	ND	ND	ND	ND	ND	ND	NR	ND	ND	ND	ND	ND	ND
2-chloroethylvinyl ether	NR	ND	ND	ND	ND	ND	ND	ND	ND	NR	ND	ND	ND	NR	NR	NR
Chloroform	ND	ND	ND	ND	ND	ND	ND	ND	ND	ND	ND	ND	ND	ND	ND	ND
Chloromethane	ND	ND	ND	ND	ND	ND	ND	ND	ND	ND	ND	ND	ND	ND	ND	ND
cyclohexane	NR	NR	NR	NR	NR	NR	NR	NR	NR	NR	NR	NR	NR	NR	NR	NR
1,2-dibromo-3-chloro-propane	NR	NR	NR	NR	NR	NR	NR	NR	NR	NR	NR	NR	NR	NR	NR	NR
1,2-dibromomethane	NR	NR	NR	NR	NR	NR	NR	NR	NR	NR	NR	NR	NR	NR	NR	NR
1,2-dichlorobenzene	NR	ND	ND	ND	ND	ND	ND	ND	ND	ND	ND	ND	ND	ND	ND	ND
1,3-dichlorobenzene	NR	ND	ND	ND	ND	ND	ND	ND	ND	ND	ND	ND	ND	ND	ND	ND
1,4-dichlorobenzene	NR	ND	ND	ND	ND	ND	ND	ND	ND	ND	ND	ND	ND	ND	ND	ND
dichlorodifluoromethane	NR	NR	NR	NR	NR	NR	NR	NR	NR	NR	NR	NR	NR	NR	NR	NR
1,1-dichloroethane	ND	1.2 J	1.2	1.1	0.69 J	0.64 J	0.76 J	0.40 J	0.33 J	ND	ND	ND	ND	ND	ND	ND
1,2-dichloroethane	ND	ND	ND	ND	ND	ND	ND	ND	ND	ND	ND	ND	ND	ND	ND	ND
1,1-dichloroethene	ND	0.57 J	0.69 J	0.74 J	0.43 J	0.42 J	0.41 J	0.29 J	0.21 J	ND	ND	ND	ND	ND	ND	ND
cis-1,2-dichloroethene	ND	0.43 J	0.41 J	0.38 J	0.30 J	ND	ND	ND	ND	ND	ND	ND	ND	ND	ND	ND
trans-1,2-dichloroethene	ND	ND	ND	ND	ND	ND	ND	ND	ND	ND	ND	ND	ND	ND	ND	ND
1,2-dichloropropane	ND	ND	ND	ND	ND	ND	ND	ND	ND	ND	ND	ND	ND	ND	ND	ND
cis-1,3-dichloropropene	ND	ND	ND	ND	ND	ND	ND	ND	ND	ND	ND	ND	ND	ND	ND	ND
trans-1,3-dichloropropene	ND	ND	ND	ND	ND	ND	ND	ND	ND	ND	ND	ND	ND	ND	ND	ND
1,4-dioxane	NR	NR	NR	NR	NR	NR	NR	NR	NR	NR	NR	NR	NR	NR	NR	NR
Ethylbenzene	ND	ND	ND	ND	ND	ND	ND	ND	ND	NR	ND	ND	ND	ND	ND	ND
2-hexanone	ND	NR	NR	NR	NR	NR	NR	NR	NR	NR	NR	NR	NR	NR	NR	NR
isopropylbenzene	NR	NR	NR	NR	NR	NR	NR	NR	NR	NR	NR	NR	NR	NR	NR	NR
methyl acetate	NR	NR	NR	NR	NR	NR	NR	NR	NR	NR	NR	NR	NR	NR	NR	NR
Methylene chloride	ND	ND	ND	ND	ND	ND	ND	ND	ND	ND	ND	ND	ND	ND	ND	ND
4-methyl-2-pentanone	ND	NR	NR	NR	NR	NR	NR	NR	NR	NR	NR	NR	NR	NR	NR	NR
styrene	NR	NR	NR	NR	NR	NR	NR	NR	NR	NR	NR	NR	NR	NR	NR	NR
1,1,2,2-tetrachloroethane	ND	ND	ND	ND	ND	ND	ND	ND	ND	ND	ND	ND	ND	ND	ND	ND
1,2,4-trichlorobenzene	NR	NR	NR	NR	NR	NR	NR	NR	NR	NR	NR	NR	NR	NR	NR	NR
Tetrachloroethene	1.7 J	1.2	1.6	1.5	1.6	2.2	1.6	2.5	2.3	1.9	1.6	1.7	1.71	ND	1.69 J	1.73 J
Toluene	ND	ND	ND	ND	ND	ND	ND	ND	ND	ND	ND	ND	ND	ND	ND	ND
1,1,1-trichloroethane	ND	0.61 J	0.66 J	0.66 J	0.39 J	0.35 J	0.36 J	0.30 J	0.21 J	ND	ND	ND	ND	ND	ND	ND
1,1,2-trichloroethane	ND	ND	ND	ND	ND	ND	ND	ND	ND	ND	ND	ND	ND	ND	ND	ND
Trichloroethene	48	62.7	60.5	60.0	43.4	41.8	45.4	37.6	40	27	22	19	19.2	19.3	21.1	18.4
Vinyl chloride	ND	ND	ND	ND	ND	ND	ND	ND	ND	ND	ND	ND	ND	ND	ND	ND
xlenes (total)	NR	NR	NR	NR	NR	NR	NR	NR	NR	NR	NR	NR	NR	NR	NR	NR
Mercury (EPA 245.1) ug/L	ND	ND	ND	ND	ND	ND	0.04 J	ND	ND	ND	ND	ND	ND	ND	ND	ND
TSS (SM20 2540D) mg/L	9.5 J	ND	15	14	8	12	ND	ND	ND	3.3	2.9	1.3	3.3	16.4	16	15.3

Table 8
GM-38 Area Groundwater Remediation
Groundwater Treatment Plant
Naval Weapons Industrial Reserve Plant - Bethpage, NY
Summary of Historical Groundwater Analytical Results
Through Fourth Quarter 2022

Sample ID	RW3-MW1					RW3-MW2														
	10/6/2020	3/11/2021	9/29/2021	3/9/2022	10/4/2022	1/19/2010	1/19/2010	4/22/2010	7/29/2010	11/9/2010	11/9/2010	3/25/2011	6/14/2011	9/27/2011	11/30/2011	3/8/2012	6/7/2012	8/22/2012	8/22/2012	
Comments							Duplicate				Duplicate									Duplicate
Well Depth (Ft)	350					495														
Screened Interval (Ft)	330-350					475-495														
VOCS (EPA 624) ug/L ⁽⁴⁾																				
Acrolein	NR	NR	NR	NR	NR	NR	NR	NR	NR	NR	NR	NR	NR	NR	ND	ND	ND	ND	30 R	30 R
Acrylonitrile	ND	ND	ND	NR	ND	NR	NR	NR	NR	NR	NR	NR	NR	NR	ND	ND	ND	ND	ND	ND
Acetone	NR	NR	NR	ND	NR	NR	NR	ND	ND	ND	ND	ND	NR	ND	ND	ND	ND	ND	ND	ND
Benzene	ND	ND	ND	ND	ND	ND	ND	ND	ND	ND	ND	ND	NR	ND	ND	ND	ND	ND	ND	ND
Bromodichloromethane	ND	ND	ND	ND	ND	NR	NR	ND	ND	ND	ND	ND	NR	ND	ND	ND	ND	ND	ND	ND
Bromoform	ND	ND	ND	ND	ND	NR	NR	ND	ND	ND	ND	ND	NR	ND	ND	ND	ND	ND	ND	ND
Bromomethane	ND	ND	ND	ND	ND	NR	NR	ND	ND	ND	ND	ND	NR	ND	ND	ND	ND	ND	ND	ND
2-butanone	NR	NR	NR	NR	NR	NR	NR	ND	ND	ND	ND	ND	NR	NR	NR	NR	NR	NR	NR	NR
carbon disulfide	NR	NR	NR	ND	NR	NR	NR	ND	ND	ND	ND	ND	NR	NR	NR	NR	NR	NR	NR	NR
Carbon tetrachloride	ND	ND	ND	ND	ND	ND	ND	ND	ND	ND	ND	ND	NR	ND	ND	ND	ND	ND	ND	ND
Chlorobenzene	ND	ND	ND	ND	ND	ND	ND	ND	ND	ND	ND	ND	NR	ND	ND	ND	ND	ND	ND	ND
Dibromochloromethane	ND	ND	ND	NR	ND	NR	NR	ND	ND	ND	ND	ND	NR	ND	ND	ND	ND	ND	ND	ND
Chloroethane	ND	ND	ND	ND	ND	NR	NR	ND	ND	ND	ND	ND	NR	ND	ND	ND	ND	ND	ND	ND
2-chloroethylvinyl ether	NR	NR	NR	NR	NR	NR	NR	NR	NR	NR	NR	NR	NR	NR	ND	ND	ND	ND	ND	ND
Chloroform	ND	ND	ND	ND	ND	ND	ND	ND	ND	ND	ND	ND	NR	ND	ND	ND	ND	0.23 J	ND	ND
Chloromethane	ND	ND	ND	ND	ND	NR	NR	ND	ND	ND	ND	ND	NR	ND	ND	ND	ND	ND	ND	ND
cyclohexane	NR	NR	NR	ND	NR	NR	NR	NR	NR	NR	NR	NR	NR	NR	NR	NR	NR	NR	NR	NR
1,2-dibromo-3-chloro-propane	NR	NR	NR	NR	NR	NR	NR	NR	NR	NR	NR	NR	NR	NR	NR	NR	NR	NR	NR	NR
1,2-dibromomethane	NR	NR	NR	NR	NR	NR	NR	NR	NR	NR	NR	NR	NR	NR	NR	NR	NR	NR	NR	NR
1,2-dichlorobenzene	ND	ND	ND	ND	ND	NR	NR	NR	NR	NR	NR	NR	NR	NR	ND	ND	ND	ND	ND	ND
1,3-dichlorobenzene	ND	ND	ND	ND	ND	NR	NR	NR	NR	NR	NR	NR	NR	NR	ND	ND	ND	ND	ND	ND
1,4-dichlorobenzene	ND	ND	ND	ND	ND	NR	NR	NR	NR	NR	NR	NR	NR	NR	ND	ND	ND	ND	ND	ND
dichlorodifluoromethane	NR	NR	NR	ND	NR	NR	NR	NR	NR	NR	NR	NR	NR	NR	NR	NR	NR	NR	NR	NR
1,1-dichloroethane	ND	ND	ND	0.107 J	ND	ND	ND	0.54J	ND	ND	ND	ND	0.52 J	0.37 J	ND	0.41 J	0.66 J	0.74 J	0.73 J	
1,2-dichloroethane	ND	ND	ND	ND	ND	ND	ND	ND	ND	ND	ND	ND	ND	ND	ND	ND	ND	ND	ND	ND
1,1-dichloroethene	ND	ND	ND	ND	ND	ND	ND	1.2	ND	ND	ND	ND	0.57 J	0.45 J	0.27 J	0.27 J	0.36 J	0.49 J	0.49 J	
cis-1,2-dichloroethene	ND	ND	ND	ND	ND	1.5J	1.6J	2.4	1.1	0.92J	0.92J	1.6	1.7	1.1	1.4	1.3	1.5	1.6	1.5	
trans-1,2-dichloroethene	ND	ND	ND	ND	ND	ND	ND	0.43 J	ND	ND	ND	ND	ND	ND	ND	ND	ND	ND	ND	ND
1,2-dichloropropane	ND	ND	ND	ND	ND	NR	NR	ND	ND	ND	ND	ND	NR	ND	ND	ND	ND	ND	ND	ND
cis-1,3-dichloropropene	ND	ND	ND	ND	ND	NR	NR	ND	ND	ND	ND	ND	NR	ND	ND	ND	ND	ND	ND	ND
trans-1,3-dichloropropene	ND	ND	ND	ND	ND	NR	NR	ND	ND	ND	ND	ND	NR	ND	ND	ND	ND	ND	ND	ND
1,4-dioxane	NR	NR	NR	NR	NR	NR	NR	NR	NR	NR	NR	NR	NR	NR	NR	NR	NR	NR	NR	NR
Ethylbenzene	ND	ND	ND	ND	ND	ND	ND	ND	ND	ND	ND	ND	NR	ND	ND	ND	ND	ND	ND	ND
2-hexanone	NR	NR	NR	ND	NR	NR	NR	ND	ND	ND	ND	ND	NR	NR	NR	NR	NR	NR	NR	NR
isopropylbenzene	NR	NR	NR	ND	NR	NR	NR	NR	NR	NR	NR	NR	NR	NR	NR	NR	NR	NR	NR	NR
methyl acetate	NR	NR	NR	ND	NR	NR	NR	NR	NR	NR	NR	NR	NR	NR	NR	NR	NR	NR	NR	NR
Methylene chloride	ND	ND	ND	ND	ND	NR	NR	ND	ND	ND	ND	ND	NR	ND	ND	ND	ND	ND	ND	ND
4-methyl-2-pentanone	NR	NR	NR	ND	NR	NR	NR	ND	ND	ND	ND	ND	NR	NR	NR	NR	NR	NR	NR	NR
styrene	NR	NR	NR	ND	NR	NR	NR	ND	ND	ND	ND	ND	NR	NR	NR	NR	NR	NR	NR	NR
1,1,2,2-tetrachloroethane	ND	ND	ND	ND	ND	NR	NR	ND	ND	ND	ND	ND	NR	ND	ND	ND	ND	ND	ND	ND
1,2,4-trichlorobenzene	NR	NR	NR	NR	NR	NR	NR	NR	NR	NR	NR	NR	NR	NR	NR	NR	NR	NR	NR	NR
Tetrachloroethene	2.50 J	1.38 J	1.91 J	1.44 J	1.41 J	ND	ND	ND	ND	ND	ND	ND	ND	ND	ND	ND	ND	ND	0.28 J	ND
Toluene	ND	ND	ND	ND	ND	ND	ND	ND	ND	ND	ND	ND	NR	ND	ND	ND	ND	ND	ND	ND
1,1,1-trichloroethane	ND	ND	ND	ND	ND	ND	ND	0.58J	ND	ND	ND	ND	0.39 J	0.43 J	ND	ND	0.54 J	0.52 J	0.49 J	
1,1,2-trichloroethane	ND	ND	ND	ND	ND	ND	ND	ND	ND	0.25 J	0.27J	ND	NR	0.32 J	0.32 J	0.32 J	ND	ND	ND	ND
Trichloroethene	23.1	18.7	21.6	16.9	19.4	160	170	211	73	58.2	60.9	110	135	151	71.9	96.5	209	198	192	
Vinyl chloride	ND	ND	ND	ND	ND	ND	ND	ND	ND	ND	ND	ND	ND	ND	ND	ND	ND	ND	ND	ND
xylenes (total)	NR	NR	NR	ND	NR	ND	ND	ND	ND	ND	ND	ND	NR	NR	NR	NR	NR	NR	NR	NR
Mercury (EPA 245.1) ug/L	ND	ND	ND	ND	ND	NR	NR	<0.20	<0.20	<0.20	<0.20	<0.20	ND	ND	ND	ND	ND	ND	ND	ND
TSS (SM20 2540D) mg/L	1.1	1.3	ND	ND	ND	NR	NR	5.0	6.0	ND	10.0	10.0	7	6	ND	8	ND	ND	ND	ND

Table 8
GM-38 Area Groundwater Remediation
Groundwater Treatment Plant
Naval Weapons Industrial Reserve Plant - Bethpage, NY
Summary of Historical Groundwater Analytical Results
Through Fourth Quarter 2022

Sample ID	RW3-MW2															
Sample Date	12/4/2012	12/4/2012	3/14/2013	6/20/2013 ⁽²⁾	9/17/2013	12/17/2013	3/25/2014	9/23/2014	9/23/2014	3/25/2015	9/14/2015	3/22/2016	9/14/2016	9/14/2016	3/2/2017	3/2/2017
Comments		Duplicate							Duplicate					Duplicate		Duplicate
Well Depth (Ft)	495															
Screened Interval (Ft)	475-495															
VOCS (EPA 624) ug/L ⁽⁴⁾																
Acrolein	ND	ND	ND	NR	ND	ND	ND	ND	ND	ND	ND	ND	ND	ND	ND	ND
Acrylonitrile	ND	ND	ND	NR	ND	ND	ND	ND	ND	ND	ND	ND	ND	ND	ND	ND
Acetone	ND	ND	ND	ND	NR	NR	NR	NR	NR	NR	NR	NR	NR	NR	NR	NR
Benzene	ND	ND	ND	ND	ND	ND	ND	ND	ND	ND	ND	ND	ND	ND	ND	ND
Bromodichloromethane	ND	ND	ND	ND	ND	ND	ND	ND	ND	ND	ND	ND	ND	ND	ND	ND
Bromoform	ND	ND	ND	ND	ND	ND	ND	ND	ND	ND	ND	ND	ND	ND	ND	ND
Bromomethane	ND	ND	ND	ND	ND	ND	ND	ND	ND	ND	ND	ND	ND	ND	ND	ND
2-butanone	NR	NR	NR	ND	NR	NR	NR	NR	NR	NR	NR	NR	NR	NR	NR	NR
carbon disulfide	NR	NR	NR	NR	NR	NR	NR	NR	NR	NR	NR	NR	NR	NR	NR	NR
Carbon tetrachloride	ND	ND	ND	ND	ND	ND	ND	ND	ND	ND	ND	ND	ND	ND	ND	ND
Chlorobenzene	ND	ND	ND	ND	ND	ND	ND	ND	ND	ND	ND	ND	ND	ND	ND	ND
Dibromochloromethane	ND	ND	ND	ND	ND	ND	ND	ND	ND	ND	ND	ND	ND	ND	ND	ND
Chloroethane	ND	ND	ND	ND	ND	ND	ND	ND	ND	ND	ND	ND	ND	ND	ND	ND
2-chloroethylvinyl ether	ND	ND	ND	NR	ND	ND	ND	ND	ND	ND	ND	ND	ND	ND	NR	NR
Chloroform	0.62 J	0.64 J	ND	ND	ND	ND	ND	ND	ND	ND	ND	0.27 J	0.24 J	0.23 J	0.26 J	0.24 J
Chloromethane	ND	ND	ND	ND	ND	ND	ND	ND	ND	ND	ND	ND	ND	ND	ND	ND
cyclohexane	NR	NR	NR	NR	NR	NR	NR	NR	NR	NR	NR	NR	NR	NR	NR	NR
1,2-dibromo-3-chloro-propane	NR	NR	NR	NR	NR	NR	NR	NR	NR	NR	NR	NR	NR	NR	NR	NR
1,2-dibromomethane	NR	NR	NR	NR	NR	NR	NR	NR	NR	NR	NR	NR	NR	NR	NR	NR
1,2-dichlorobenzene	ND	ND	ND	NR	ND	ND	ND	ND	ND	ND	ND	ND	ND	ND	ND	ND
1,3-dichlorobenzene	ND	ND	ND	NR	ND	ND	ND	ND	ND	ND	ND	ND	ND	ND	ND	ND
1,4-dichlorobenzene	ND	ND	ND	NR	ND	ND	ND	ND	ND	ND	ND	ND	ND	ND	ND	ND
dichlorodifluoromethane	NR	NR	NR	NR	NR	NR	NR	NR	NR	NR	NR	NR	NR	NR	NR	NR
1,1-dichloroethane	0.69 J	0.71 J	0.68 J	ND	0.65 J	0.59 J	0.62 J	0.51 J	0.51 J	0.56 J	0.47 J	0.52 J	0.39 J	0.34 J	0.39 J	0.47 J
1,2-dichloroethane	ND	ND	ND	ND	ND	ND	ND	ND	ND	ND	ND	ND	ND	ND	ND	ND
1,1-dichloroethene	0.40 J	0.43 J	0.53 J	ND	0.29 J	0.45 J	0.44 J	0.38 J	0.33 J	0.33 J	0.30 J	0.46 J	0.31 J	0.37 J	0.25 J	ND
cis-1,2-dichloroethene	1.6	1.6	1.6	ND	1.3 J	1.9	1.7	1.4	1.3	1.5	1.4	1.7	1.5	1.5	1.5	1.3
trans-1,2-dichloroethene	ND	ND	ND	ND	ND	ND	ND	ND	ND	ND	ND	ND	ND	ND	ND	ND
1,2-dichloropropane	ND	0.69 J	ND	ND	ND	ND	ND	ND	ND	ND	ND	ND	ND	ND	ND	ND
cis-1,3-dichloropropene	ND	ND	ND	ND	ND	ND	ND	ND	ND	ND	ND	ND	ND	ND	ND	ND
trans-1,3-dichloropropene	ND	ND	ND	ND	ND	ND	ND	ND	ND	ND	ND	ND	ND	ND	ND	ND
1,4-dioxane	NR	NR	NR	NR	NR	NR	NR	NR	NR	NR	NR	NR	NR	NR	NR	NR
Ethylbenzene	ND	ND	ND	ND	ND	ND	ND	ND	ND	ND	ND	ND	ND	ND	NR	NR
2-hexanone	NR	NR	NR	ND	NR	NR	NR	NR	NR	NR	NR	NR	NR	NR	NR	NR
isopropylbenzene	NR	NR	NR	NR	NR	NR	NR	NR	NR	NR	NR	NR	NR	NR	NR	NR
methyl acetate	NR	NR	NR	NR	NR	NR	NR	NR	NR	NR	NR	NR	NR	NR	NR	NR
Methylene chloride	ND	ND	ND	ND	ND	ND	ND	ND	ND	ND	ND	ND	ND	ND	ND	ND
4-methyl-2-pentanone	NR	NR	NR	ND	NR	NR	NR	NR	NR	NR	NR	NR	NR	NR	NR	NR
styrene	NR	NR	NR	NR	NR	NR	NR	NR	NR	NR	NR	NR	NR	NR	NR	NR
1,1,2,2-tetrachloroethane	ND	ND	ND	ND	ND	ND	ND	ND	ND	ND	ND	ND	ND	ND	ND	ND
1,2,4-trichlorobenzene	NR	NR	NR	NR	NR	NR	NR	NR	NR	NR	NR	NR	NR	NR	NR	NR
Tetrachloroethene	ND	ND	ND	ND	ND	ND	0.29 J	ND	ND	ND	0.52 J	0.66 J	0.48 J	0.54 J	0.44 J	0.38 J
Toluene	ND	ND	ND	ND	ND	ND	ND	ND	ND	ND	ND	ND	ND	ND	ND	ND
1,1,1-trichloroethane	0.42 J	0.43 J	0.41 J	ND	0.47 J	0.50 J	0.43 J	0.36 J	0.39 J	0.38 J	0.41 J	0.47 J	0.44 J	0.47 J	0.41 J	0.34 J
1,1,2-trichloroethane	ND	ND	ND	ND	ND	ND	ND	ND	ND	ND	ND	0.32 J	0.31 J	0.21 J	0.32 J	0.24 J
Trichloroethene	173 J	171	155	140	174	176	164	148	151	159	169	204	190	190	160	150
Vinyl chloride	ND	ND	ND	ND	ND	ND	ND	ND	ND	ND	ND	ND	ND	ND	ND	ND
xylenes (total)	NR	NR	NR	NR	NR	NR	NR	NR	NR	NR	NR	NR	NR	NR	NR	NR
Mercury (EPA 245.1) ug/L	ND	ND	ND	ND	ND	ND	ND	ND	ND	ND	ND	ND	ND	ND	ND	ND
TSS (SM20 2540D) mg/L	ND	ND	ND	ND	ND	ND	ND	ND	ND	ND	ND	ND	ND	ND	ND	ND

Table 8
GM-38 Area Groundwater Remediation
Groundwater Treatment Plant
Naval Weapons Industrial Reserve Plant - Bethpage, NY
Summary of Historical Groundwater Analytical Results
Through Fourth Quarter 2022

Sample ID	RW3-MW2										
	9/12/2017	3/6/2018	9/11/2018	3/5/2019	9/25/2019	3/11/2020	10/6/2020	3/11/2021	9/29/2021	3/10/2022	10/4/2022
Sample Date											
Comments											
Well Depth (Ft)	495										
Screened Interval (Ft)	475-495										
VOCS (EPA 624) ug/L ⁽⁴⁾											
Acrolein	ND	ND	ND	NR	NR	NR	NR	NR	NR	NR	NR
Acrylonitrile	ND	ND	ND	ND	ND	ND	ND	ND	ND	NR	ND
Acetone	NR	NR	NR	NR	NR	NR	NR	NR	NR	ND	NR
Benzene	ND	ND	ND	ND	ND	ND	ND	ND	ND	ND	ND
Bromodichloromethane	ND	ND	ND	ND	ND	ND	ND	ND	ND	ND	ND
Bromoform	ND	ND	ND	ND	ND	ND	ND	ND	ND	ND	ND
Bromomethane	ND	ND	ND	ND	ND	ND	ND	ND	ND	ND	ND
2-butanone	NR	NR	NR	NR	NR	NR	NR	NR	NR	NR	NR
carbon disulfide	NR	NR	NR	NR	NR	NR	NR	NR	NR	ND	NR
Carbon tetrachloride	ND	ND	ND	ND	ND	ND	ND	ND	ND	ND	ND
Chlorobenzene	ND	ND	ND	ND	ND	ND	ND	ND	ND	ND	ND
Dibromochloromethane	ND	ND	ND	ND	ND	ND	ND	ND	ND	NR	ND
Chloroethane	ND	ND	ND	ND	ND	ND	ND	ND	ND	ND	ND
2-chloroethylvinyl ether	ND	ND	ND	NR	NR	NR	NR	NR	NR	NR	NR
Chloroform	0.24 J	0.23 J	ND	ND	ND	ND	ND	ND	ND	ND	ND
Chloromethane	ND	ND	ND	ND	ND	ND	ND	ND	ND	ND	ND
cyclohexane	NR	NR	NR	NR	NR	NR	NR	NR	NR	ND	NR
1,2-dibromo-3-chloro-propane	NR	NR	NR	NR	NR	NR	NR	NR	NR	NR	NR
1,2-dibromomethane	NR	NR	NR	NR	NR	NR	NR	NR	NR	NR	NR
1,2-dichlorobenzene	ND	ND	ND	ND	ND	ND	ND	ND	ND	ND	ND
1,3-dichlorobenzene	ND	ND	ND	ND	ND	ND	ND	ND	ND	ND	ND
1,4-dichlorobenzene	ND	ND	ND	ND	ND	ND	ND	ND	ND	ND	ND
dichlorodifluoromethane	NR	NR	NR	NR	NR	NR	NR	NR	NR	ND	NR
1,1-dichloroethane	0.36 J	0.29 J	0.290 J	0.364 J	ND	0.203 J	0.287 J	0.279 J	0.350 J	0.371 J	0.299 J
1,2-dichloroethane	ND	ND	ND	ND	ND	ND	ND	ND	ND	ND	ND
1,1-dichloroethene	0.26 J	ND	ND	0.256 J	ND	ND	ND	ND	ND	ND	ND
cis-1,2-dichloroethene	1.3	1.2	0.990 J	1.10 J	0.994 J	1.00 J	0.809 J	1.05 J	0.828 J	0.774 J	ND
trans-1,2-dichloroethene	ND	ND	ND	ND	ND	ND	ND	ND	ND	ND	ND
1,2-dichloropropane	ND	ND	ND	ND	ND	ND	ND	ND	ND	ND	ND
cis-1,3-dichloropropene	ND	ND	ND	ND	ND	ND	ND	ND	ND	ND	ND
trans-1,3-dichloropropene	ND	ND	ND	ND	ND	ND	ND	ND	ND	ND	ND
1,4-dioxane	ND	NR	NR	NR	NR	NR	NR	NR	NR	NR	NR
Ethylbenzene	ND	ND	ND	ND	ND	ND	ND	ND	ND	ND	ND
2-hexanone	NR	NR	NR	NR	NR	NR	NR	NR	NR	ND	NR
isopropylbenzene	NR	NR	NR	NR	NR	NR	NR	NR	NR	ND	NR
methyl acetate	NR	NR	NR	NR	NR	NR	NR	NR	NR	ND	NR
Methylene chloride	ND	ND	ND	ND	ND	ND	ND	ND	ND	ND	ND
4-methyl-2-pentanone	NR	NR	NR	NR	NR	NR	NR	NR	NR	ND	NR
styrene	NR	NR	NR	NR	NR	NR	NR	NR	NR	ND	NR
1,1,2,2-tetrachloroethane	ND	ND	ND	ND	ND	ND	ND	ND	ND	ND	ND
1,2,4-trichlorobenzene	NR	NR	NR	NR	NR	NR	NR	NR	NR	NR	NR
Tetrachloroethene	0.43 J	0.38 J	0.430 J	0.328 J	0.477 J	0.367 J	0.317 J	0.274 J	0.485 J	ND	ND
Toluene	ND	ND	ND	ND	ND	ND	ND	ND	ND	ND	ND
1,1,1-trichloroethane	0.26 J	0.33 J	ND	ND	ND	ND	ND	ND	ND	ND	ND
1,1,2-trichloroethane	0.26 J	ND	ND	0.240 J	0.204 J	ND	ND	ND	ND	ND	ND
Trichloroethene	140	130	131	118	131	128	119	90.0	89.8	69.2	48.2
Vinyl chloride	ND	ND	ND	ND	ND	ND	ND	ND	ND	ND	ND
xylenes (total)	NR	NR	NR	NR	NR	NR	NR	NR	NR	ND	NR
Mercury (EPA 245.1) ug/L	ND	ND	ND	ND	ND	ND	ND	ND	ND	ND	ND
TSS (SM20 2540D) mg/L	ND	ND	ND	ND	ND	ND	ND	ND	ND	ND	1.5

Table 8
GM-38 Area Groundwater Remediation
Groundwater Treatment Plant
Naval Weapons Industrial Reserve Plant - Bethpage, NY
Summary of Historical Groundwater Analytical Results
Through Fourth Quarter 2022

Sample ID	RW3-MW3															
	1/20/2010	4/22/2010	4/22/2010	7/28/2010	11/3/2010 ⁽¹⁾	3/25/2011	6/15/2011	9/28/2011	11/29/2011	3/7/2012	3/7/2012	6/7/2012	8/22/2012	12/4/2012	3/14/2013	6/21/2013 ⁽²⁾
Comments			Duplicate								Duplicate					
Well Depth (Ft)	340															
Screened Interval (Ft)	320-340															
VOCS (EPA 624) ug/L ⁽⁴⁾																
Acrolein	NR	NR	NR	NR	NR	NR	NR	ND	ND	ND	ND	ND	150 R	ND	ND	ND
Acrylonitrile	NR	NR	NR	NR	NR	NR	NR	ND	ND	ND	ND	ND	ND	ND	ND	ND
Acetone	NR	ND	ND	ND	ND	ND	NR	ND	ND	ND	ND	ND	ND	ND	ND	ND
Benzene	ND	ND	ND	ND	ND	ND	NR	ND	ND	ND	ND	ND	ND	ND	ND	ND
Bromodichloromethane	NR	ND	ND	ND	ND	ND	NR	ND	ND	ND	ND	ND	ND	ND	ND	ND
Bromoform	NR	ND	ND	ND	ND	ND	NR	ND	ND	ND	ND	ND	ND	ND	ND	ND
Bromomethane	NR	ND	ND	ND	ND	ND	NR	ND	ND	ND	ND	ND	ND	ND	ND	ND
2-butanone	NR	ND	ND	ND	ND	ND	NR	NR	NR	NR	NR	NR	NR	NR	NR	ND
carbon disulfide	NR	ND	ND	ND	ND	ND	NR	NR	NR	NR	NR	NR	NR	NR	NR	NR
Carbon tetrachloride	ND	ND	ND	ND	ND	ND	NR	ND	ND	ND	ND	ND	ND	ND	ND	ND
Chlorobenzene	ND	ND	ND	ND	ND	ND	NR	ND	ND	ND	ND	ND	ND	ND	ND	ND
Dibromochloromethane	NR	ND	ND	ND	ND	ND	NR	ND	ND	ND	ND	ND	ND	ND	ND	ND
Chloroethane	NR	NR	NR	NR	NR	NR	NR	ND	ND	ND	ND	ND	ND	ND	ND	ND
2-chloroethylvinyl ether	NR	NR	NR	NR	NR	NR	NR	ND	ND	ND	ND	ND	ND	ND	ND	ND
Chloroform	ND	ND	0.40J	0.46J	ND	0.33J	NR	0.48 J	ND	0.42 J	0.42 J	2.3 J	ND	0.88 J	ND	ND
Chloromethane	NR	ND	ND	ND	ND	ND	NR	ND	ND	ND	ND	ND	ND	ND	ND	ND
cyclohexane	NR	NR	NR	NR	NR	NR	NR	NR	NR	NR	NR	NR	NR	NR	NR	NR
1,2-dibromo-3-chloro-propane	NR	NR	NR	NR	NR	NR	NR	NR	NR	NR	NR	NR	NR	NR	NR	NR
1,2-dibromomethane	NR	NR	NR	NR	NR	NR	NR	NR	NR	NR	NR	NR	NR	NR	NR	NR
1,2-dichlorobenzene	NR	NR	NR	NR	NR	NR	NR	ND	ND	ND	ND	ND	ND	ND	ND	ND
1,3-dichlorobenzene	NR	NR	NR	NR	NR	NR	NR	ND	ND	ND	ND	ND	ND	ND	ND	ND
1,4-dichlorobenzene	NR	NR	NR	NR	NR	NR	NR	ND	ND	ND	ND	ND	ND	ND	ND	ND
dichlorodifluoromethane	NR	NR	NR	NR	NR	NR	NR	NR	NR	NR	NR	NR	NR	NR	NR	NR
1,1-dichloroethane	ND	1.6	1.6	2.3	1.0	1.5	7.1	3.2 J	1.5	3.3	3.3	2.6 J	ND	4.2	4.5 J	ND
1,2-dichloroethane	ND	0.52J	0.54J	ND	ND	ND	0.37 J	ND	ND	ND	ND	ND	ND	ND	ND	ND
1,1-dichloroethene	ND	1.1	1.3	1.2	ND	0.96J	2.6	1.8 J	0.96 J	1.9	1.9	1.7 J	1.4 J	1.9	2.1 J	ND
cis-1,2-dichloroethene	ND	2.1	2.1	1.7	ND	2.3	1.2	1.9	2.1	2.1	2.1	1.4 J	1.8 J	1.2	ND	ND
trans-1,2-dichloroethene	ND	ND	ND	ND	ND	ND	ND	ND	ND	ND	ND	ND	ND	ND	ND	ND
1,2-dichloropropane	NR	ND	ND	ND	ND	ND	NR	ND	ND	ND	ND	ND	ND	ND	ND	ND
cis-1,3-dichloropropene	NR	ND	ND	ND	ND	ND	NR	ND	ND	ND	ND	ND	ND	ND	ND	ND
trans-1,3-dichloropropene	NR	ND	ND	ND	ND	ND	NR	ND	ND	ND	ND	ND	ND	ND	ND	ND
1,4-dioxane	NR	NR	NR	NR	NR	NR	NR	NR	NR	NR	NR	NR	NR	NR	NR	NR
Ethylbenzene	ND	ND	ND	ND	ND	ND	NR	ND	ND	ND	ND	ND	ND	ND	ND	ND
2-hexanone	NR	ND	ND	ND	ND	ND	NR	NR	NR	NR	NR	NR	NR	NR	NR	ND
isopropylbenzene	NR	NR	NR	NR	NR	NR	NR	NR	NR	NR	NR	NR	NR	NR	NR	NR
methyl acetate	NR	NR	NR	NR	NR	NR	NR	NR	NR	NR	NR	NR	NR	NR	NR	NR
Methylene chloride	NR	ND	ND	ND	ND	ND	NR	ND	ND	ND	ND	ND	ND	ND	3.2 J	ND
4-methyl-2-pentanone	NR	ND	ND	ND	ND	ND	NR	NR	NR	NR	NR	NR	NR	NR	NR	ND
styrene	NR	ND	ND	ND	ND	ND	NR	NR	NR	NR	NR	NR	NR	NR	NR	NR
1,1,2,2-tetrachloroethane	NR	ND	ND	ND	ND	ND	NR	ND	ND	ND	ND	ND	ND	ND	ND	ND
1,2,4-trichlorobenzene	NR	NR	NR	NR	NR	NR	NR	NR	NR	NR	NR	NR	NR	NR	NR	NR
Tetrachloroethene	ND	0.45J	0.49J	ND	ND	ND	0.40 J	0.50 J	ND	0.72 J	0.69 J	ND	ND	0.43 J	ND	ND
Toluene	ND	ND	ND	ND	ND	ND	NR	ND	ND	ND	ND	ND	ND	ND	ND	ND
1,1,1-trichloroethane	ND	0.95J	1.0J	0.72J	ND	0.62J	1.3	1.0 J	0.49 J	0.84 J	0.87 J	ND	ND	0.85 J	ND	ND
1,1,2-trichloroethane	ND	ND	ND	ND	ND	ND	NR	ND	ND	ND	ND	ND	ND	ND	ND	ND
Trichloroethene	350	397	382	297	8.5	288	331	215 J	250	312	325	285	248	291	347	410
Vinyl chloride	ND	ND	ND	ND	ND	ND	ND	ND	ND	ND	ND	ND	ND	ND	ND	ND
xylenes (total)	ND	ND	ND	ND	ND	ND	NR	NR	NR	NR	NR	NR	NR	NR	NR	NR
Mercury (EPA 245.1) ug/L	NR	<0.20	<0.20	<0.20	<0.20	ND	ND	ND	ND	ND	ND	ND	ND	ND	ND	ND
TSS (SM20 2540D) mg/L	NR	4.0	5.0	<4.0	<4.0	<4.0	ND	ND	ND	ND	ND	13	10	5	ND	ND

Table 8
GM-38 Area Groundwater Remediation
Groundwater Treatment Plant
Naval Weapons Industrial Reserve Plant - Bethpage, NY
Summary of Historical Groundwater Analytical Results
Through Fourth Quarter 2022

Sample ID	RW3-MW3															
Sample Date	9/18/2013	12/17/2013	3/26/2014	9/23/2014	3/25/2015	3/25/2015	9/15/2015	3/21/2016	9/15/2016	3/2/2017	9/12/2017	9/12/2017	3/6/2018	3/6/2018	9/12/2018	9/12/2018
Comments						Duplicate						Duplicate		Duplicate		Duplicate
Well Depth (Ft)	340															
Screened Interval (Ft)	320-340															
VOCS (EPA 624) ug/L ⁽⁴⁾																
Acrolein	ND	ND	ND	ND	ND	ND	ND	ND	ND	ND	ND	ND	ND	ND	ND	ND
Acrylonitrile	ND	ND	ND	ND	ND	ND	ND	ND	ND	ND	ND	ND	ND	ND	ND	ND
Acetone	NR	NR	NR	NR	NR	NR	NR	NR	NR	NR	NR	NR	NR	NR	NR	NR
Benzene	ND	ND	ND	ND	ND	ND	ND	ND	ND	ND	ND	ND	ND	ND	ND	ND
Bromodichloromethane	ND	ND	ND	ND	ND	ND	ND	ND	ND	ND	ND	ND	ND	ND	ND	ND
Bromoform	ND	ND	ND	ND	ND	ND	ND	ND	ND	ND	ND	ND	ND	ND	ND	ND
Bromomethane	ND	ND	ND	ND	ND	ND	ND	ND	ND	ND	ND	ND	ND	ND	ND	ND
2-butanone	NR	NR	NR	NR	NR	NR	NR	NR	NR	NR	NR	NR	NR	NR	NR	NR
carbon disulfide	NR	NR	NR	NR	NR	NR	NR	NR	NR	NR	NR	NR	NR	NR	NR	NR
Carbon tetrachloride	ND	ND	ND	ND	ND	ND	ND	ND	ND	ND	ND	ND	ND	ND	ND	ND
Chlorobenzene	ND	ND	ND	ND	ND	ND	ND	ND	ND	ND	ND	ND	ND	ND	ND	ND
Dibromochloromethane	ND	ND	ND	ND	ND	ND	ND	ND	ND	ND	ND	ND	ND	ND	ND	ND
Chloroethane	ND	ND	ND	ND	ND	ND	ND	ND	ND	ND	ND	ND	ND	ND	ND	ND
2-chloroethylvinyl ether	ND	ND	ND	ND	2.0 R	ND	ND	ND	ND	NR	ND	ND	ND	ND	ND	ND
Chloroform	ND	3.4 J	ND	0.27 J	0.40 J	0.33 J	ND	ND	0.48 J	0.45 J	0.35 J	0.27 J	0.33 J	0.37 J	0.400 J	0.400 J
Chloromethane	ND	ND	ND	ND	ND	ND	ND	ND	ND	ND	ND	ND	ND	ND	ND	ND
cyclohexane	NR	NR	NR	NR	NR	NR	NR	NR	NR	NR	NR	NR	NR	NR	NR	NR
1,2-dibromo-3-chloro-propane	NR	NR	NR	NR	NR	NR	NR	NR	NR	NR	NR	NR	NR	NR	NR	NR
1,2-dibromomethane	NR	NR	NR	NR	NR	NR	NR	NR	NR	NR	NR	NR	NR	NR	NR	NR
1,2-dichlorobenzene	ND	ND	ND	ND	ND	ND	ND	ND	ND	ND	ND	ND	ND	ND	ND	ND
1,3-dichlorobenzene	ND	ND	ND	ND	ND	ND	ND	ND	ND	ND	ND	ND	ND	ND	ND	ND
1,4-dichlorobenzene	ND	ND	ND	ND	ND	ND	ND	ND	ND	ND	ND	ND	ND	ND	ND	ND
dichlorodifluoromethane	NR	NR	NR	NR	NR	NR	NR	NR	NR	NR	NR	NR	NR	NR	NR	NR
1,1-dichloroethane	ND	3.7 J	4.9 J	1.3 J	1.8	1.8	1.2	4.0	3.5	2.9	2.5	2.2	2.0	2.3	2.08	2.24
1,2-dichloroethane	ND	ND	ND	ND	ND	ND	ND	ND	0.30 J	ND	ND	ND	ND	ND	ND	ND
1,1-dichloroethene	ND	ND	2.4 J	0.94 J	1.5 J	1.4 J	1.1	2.4	2.0	1.3	ND	0.78 J	1.1	1.2	1.00	1.14
cis-1,2-dichloroethene	ND	ND	ND	1.2	1.3	1.3	1.3	1.1	1.1	0.83 J	0.8 J	0.76 J	0.63 J	0.59 J	0.590 J	0.640 J
trans-1,2-dichloroethene	ND	ND	ND	ND	ND	ND	ND	ND	ND	ND	ND	ND	ND	ND	ND	ND
1,2-dichloropropane	ND	ND	ND	ND	ND	ND	ND	ND	ND	ND	ND	ND	ND	ND	ND	ND
cis-1,3-dichloropropene	ND	ND	ND	ND	ND	ND	ND	ND	ND	ND	ND	ND	ND	ND	ND	ND
trans-1,3-dichloropropene	ND	ND	ND	ND	ND	ND	ND	ND	ND	ND	ND	ND	ND	ND	ND	ND
1,4-dioxane	NR	NR	NR	NR	NR	NR	NR	NR	NR	NR	NR	NR	NR	NR	NR	NR
Ethylbenzene	ND	ND	ND	ND	ND	ND	ND	ND	ND	NR	ND	ND	ND	ND	ND	ND
2-hexanone	NR	NR	NR	NR	NR	NR	NR	NR	NR	NR	NR	NR	NR	NR	NR	NR
isopropylbenzene	NR	NR	NR	NR	NR	NR	NR	NR	NR	NR	NR	NR	NR	NR	NR	NR
methyl acetate	NR	NR	NR	NR	NR	NR	NR	NR	NR	NR	NR	NR	NR	NR	NR	NR
Methylene chloride	6.2 J	ND	ND	ND	ND	ND	ND	ND	ND	ND	ND	ND	ND	ND	ND	ND
4-methyl-2-pentanone	NR	NR	NR	NR	NR	NR	NR	NR	NR	NR	NR	NR	NR	NR	NR	NR
styrene	NR	NR	NR	NR	NR	NR	NR	NR	NR	NR	NR	NR	NR	NR	NR	NR
1,1,2,2-tetrachloroethane	ND	ND	ND	ND	ND	ND	ND	ND	ND	ND	ND	ND	ND	ND	ND	ND
1,2,4-trichlorobenzene	NR	NR	NR	NR	NR	NR	NR	NR	NR	NR	NR	NR	NR	NR	NR	NR
Tetrachloroethene	ND	ND	ND	ND	0.36 J	0.37 J	0.77 J	0.71 J	0.58 J	0.43 J	0.31 J	0.44 J	0.36 J	0.32 J	0.390 J	0.390 J
Toluene	ND	ND	ND	ND	ND	ND	ND	ND	ND	ND	ND	ND	ND	ND	ND	ND
1,1,1-trichloroethane	ND	ND	ND	0.40 J	0.48 J	0.45 J	0.36 J	1.1	0.75 J	0.69 J	0.46 J	0.38 J	0.61 J	0.57 J	0.550 J	0.530 J
1,1,2-trichloroethane	ND	ND	ND	ND	ND	ND	ND	ND	ND	ND	ND	ND	ND	ND	ND	ND
Trichloroethene	322	322	350	147	182	184	138	284	260	200	100	95	150	160	124	155
Vinyl chloride	ND	ND	ND	ND	ND	ND	ND	ND	ND	ND	ND	ND	ND	ND	ND	ND
xylenes (total)	NR	NR	NR	NR	NR	NR	NR	NR	NR	NR	NR	NR	NR	NR	NR	NR
Mercury (EPA 245.1) ug/L	ND	ND	ND	ND	ND	ND	ND	ND	ND	ND	ND	ND	ND	ND	ND	ND
TSS (SM20 2540D) mg/L	ND	ND	ND	ND	ND	ND	ND	ND	1.1	2.4	3	1.9	4.7 J	2.8 J	5.7	6.0

Table 8
GM-38 Area Groundwater Remediation
Groundwater Treatment Plant
Naval Weapons Industrial Reserve Plant - Bethpage, NY
Summary of Historical Groundwater Analytical Results
Through Fourth Quarter 2022

Sample ID	RW3-MW3															
Sample Date	3/5/2019	3/5/2019	9/25/2019	9/25/2019	3/11/2020	3/11/2020	10/6/2020	10/6/2020	3/11/2021	3/11/2021	9/29/2021	9/29/2021	3/9/2022	3/9/2022	10/4/2022	10/4/2022
Comments		Duplicate		Duplicate		Duplicate		Duplicate		Duplicate		Duplicate		Duplicate		Duplicate
Well Depth (Ft)	340															
Screened Interval (Ft)	320-340															
VOCS (EPA 624) ug/L ⁽⁴⁾																
Acrolein	NR	NR	NR	NR	NR	NR	NR	NR	NR	NR	NR	NR	NR	NR	NR	NR
Acrylonitrile	ND	ND	ND	ND	ND	ND	ND	ND	ND	ND	ND	ND	ND	NR	ND	ND
Acetone	NR	NR	NR	NR	NR	NR	NR	NR	NR	NR	NR	NR	NR	ND	ND	NR
Benzene	ND	ND	ND	ND	ND	ND	ND	ND	ND	ND	ND	ND	ND	ND	ND	ND
Bromodichloromethane	ND	ND	ND	ND	ND	ND	ND	ND	ND	ND	ND	ND	ND	ND	ND	ND
Bromoform	ND	ND	ND	ND	ND	ND	ND	ND	ND	ND	ND	ND	ND	ND	ND	ND
Bromomethane	ND	ND	ND	ND	ND	ND	ND	ND	ND	ND	ND	ND	ND	ND	ND	ND
2-butanone	NR	NR	NR	NR	NR	NR	NR	NR	NR	NR	NR	NR	NR	NR	NR	NR
carbon disulfide	NR	NR	NR	NR	NR	NR	NR	NR	NR	NR	NR	NR	NR	ND	ND	NR
Carbon tetrachloride	ND	ND	ND	ND	ND	ND	ND	ND	ND	ND	ND	ND	ND	ND	ND	ND
Chlorobenzene	ND	ND	ND	ND	ND	ND	ND	ND	ND	ND	ND	ND	ND	ND	ND	ND
Dibromochloromethane	ND	ND	ND	ND	ND	ND	ND	ND	ND	ND	ND	ND	NR	NR	ND	ND
Chloroethane	ND	ND	ND	ND	ND	ND	ND	ND	ND	ND	ND	ND	ND	ND	ND	ND
2-chloroethylvinyl ether	NR	NR	NR	NR	NR	NR	NR	NR	NR	NR	NR	NR	NR	NR	NR	NR
Chloroform	0.420 J	0.370 J	ND	ND	0.269 J	0.324 J	0.328 J	0.342 J	0.364 J	0.334 J	ND	ND	ND	ND	ND	0.291 J
Chloromethane	ND	ND	ND	ND	ND	ND	ND	ND	ND	ND	ND	ND	ND	ND	ND	ND
cyclohexane	NR	NR	NR	NR	NR	NR	NR	NR	NR	NR	NR	NR	NR	ND	NR	NR
1,2-dibromo-3-chloro-propane	NR	NR	NR	NR	NR	NR	NR	NR	NR	NR	NR	NR	NR	NR	NR	NR
1,2-dibromomethane	NR	NR	NR	NR	NR	NR	NR	NR	NR	NR	NR	NR	NR	NR	NR	NR
1,2-dichlorobenzene	ND	ND	ND	ND	ND	ND	ND	ND	ND	ND	ND	ND	ND	ND	ND	ND
1,3-dichlorobenzene	ND	ND	ND	ND	ND	ND	ND	ND	ND	ND	ND	ND	ND	ND	ND	ND
1,4-dichlorobenzene	ND	ND	ND	ND	ND	ND	ND	ND	ND	ND	ND	ND	ND	ND	ND	ND
dichlorodifluoromethane	NR	NR	NR	NR	NR	NR	NR	NR	NR	NR	NR	NR	NR	ND	NR	NR
1,1-dichloroethane	2.21 J	1.97 J	1.85 J	1.80 J	2.01 J	2.06 J	1.78 J	1.90 J	1.59 J	1.50 J	1.73 J	1.66 J	1.56	1.61	1.09 J	1.09 J
1,2-dichloroethane	ND	ND	0.255 J	ND	ND	0.223 J	ND	ND	ND	ND	ND	ND	0.159 J	0.150 J	ND	ND
1,1-dichloroethene	1.17 J	1.14 J	1.52 J	1.36 J	1.13 J	1.26 J	1.38 J	1.39 J	0.880 J	0.970 J	1.01 J	1.13 J	0.925 J	1.01	0.741 J	0.706 J
cis-1,2-dichloroethene	0.840 J	0.805 J	1.07 J	1.05 J	0.91 J	0.983 J	0.803 J	0.840 J	0.655 J	0.686 J	0.578 J	0.777 J	0.595 J	0.581 J	0.480 J	0.508 J
trans-1,2-dichloroethene	ND	ND	ND	ND	ND	ND	ND	ND	ND	ND	ND	ND	ND	ND	ND	ND
1,2-dichloropropane	ND	ND	ND	ND	ND	ND	ND	ND	ND	ND	ND	ND	ND	ND	ND	ND
cis-1,3-dichloropropene	ND	ND	ND	ND	ND	ND	ND	ND	ND	ND	ND	ND	ND	ND	ND	ND
trans-1,3-dichloropropene	ND	ND	ND	ND	ND	ND	ND	ND	ND	ND	ND	ND	ND	ND	ND	ND
1,4-dioxane	NR	NR	NR	NR	NR	NR	NR	NR	NR	NR	NR	NR	NR	NR	NR	NR
Ethylbenzene	ND	ND	ND	ND	ND	ND	ND	ND	ND	ND	ND	ND	ND	ND	ND	ND
2-hexanone	NR	NR	NR	NR	NR	NR	NR	NR	NR	NR	NR	NR	NR	ND	ND	NR
isopropylbenzene	NR	NR	NR	NR	NR	NR	NR	NR	NR	NR	NR	NR	NR	ND	ND	NR
methyl acetate	NR	NR	NR	NR	NR	NR	NR	NR	NR	NR	NR	NR	NR	ND	ND	NR
Methylene chloride	ND	ND	ND	ND	ND	ND	ND	ND	ND	ND	ND	ND	ND	ND	ND	ND
4-methyl-2-pentanone	NR	NR	NR	NR	NR	NR	NR	NR	NR	NR	NR	NR	NR	ND	ND	NR
styrene	NR	NR	NR	NR	NR	NR	NR	NR	NR	NR	NR	NR	NR	ND	ND	NR
1,1,2,2-tetrachloroethane	ND	ND	ND	ND	ND	ND	ND	ND	ND	ND	ND	ND	ND	ND	ND	ND
1,2,4-trichlorobenzene	NR	NR	NR	NR	NR	NR	NR	NR	NR	NR	NR	NR	NR	NR	NR	NR
Tetrachloroethene	ND	ND	0.672 J	0.727 J	0.446 J	0.471 J	0.533 J	0.545 J	0.429 J	0.517 J	0.411 J	0.493 J	0.336 J	0.302 J	0.533 J	0.432 J
Toluene	ND	ND	ND	ND	ND	ND	ND	ND	ND	ND	ND	ND	ND	ND	ND	ND
1,1,1-trichloroethane	0.594 J	0.599 J	0.518 J	0.467 J	0.472 J	0.388 J	0.402 J	0.384 J	ND	0.273 J	0.438 J	0.286 J	0.32 J	0.302 J	0.235 J	0.268 J
1,1,2-trichloroethane	ND	ND	ND	ND	ND	ND	ND	ND	ND	ND	ND	ND	ND	ND	ND	ND
Trichloroethene	151	147	176	172	178 J-	183	180	180	159	159	176	179	146 J	149 J	139	136
Vinyl chloride	ND	ND	ND	ND	ND	ND	ND	ND	ND	ND	ND	ND	ND	ND	ND	ND
xylenes (total)	NR	NR	NR	NR	NR	NR	NR	NR	NR	NR	NR	NR	NR	ND	ND	NR
Mercury (EPA 245.1) ug/L	0.88 J	0.122 J	ND	ND	ND	ND	ND	ND	ND	ND	ND	ND	ND	ND	ND	ND
TSS (SM20 2540D) mg/L	5.1	1.6	2.6 J	1.7	2.3	2.3	6.5	5.9	1.2	1.6	3.2	2.7	ND	ND	ND	ND

Table 8
GM-38 Area Groundwater Remediation
Groundwater Treatment Plant
Naval Weapons Industrial Reserve Plant - Bethpage, NY
Summary of Historical Groundwater Analytical Results
Through Fourth Quarter 2022

Sample ID	RW3-MW4															
	1/20/2010	4/22/2010	7/28/2010	7/28/2010	11/3/2010 ⁽¹⁾	3/24/2011	6/15/2011	9/28/2011	11/29/2011	3/7/2012	6/7/2012	8/22/2012	12/4/2012	3/14/2013	6/21/2013 ⁽²⁾	9/17/2013
Comments				Duplicate												
Well Depth (Ft)	495															
Screened Interval (Ft)	475-495															
VOCS (EPA 624) ug/L ⁽⁴⁾																
Acrolein	NR	NR	NR	NR	NR	NR	NR	ND	ND	ND	ND	30 R	ND	ND	NR	ND
Acrylonitrile	NR	NR	NR	NR	NR	NR	NR	ND	ND	ND	ND	ND	ND	ND	NR	ND
Acetone	NR	ND	ND	ND	ND	ND	NR	ND	ND	ND	ND	ND	ND	ND	ND	NR
Benzene	ND	ND	ND	ND	ND	ND	NR	ND	ND	ND	ND	ND	ND	ND	ND	ND
Bromodichloromethane	NR	ND	ND	ND	ND	ND	NR	ND	ND	ND	ND	ND	ND	ND	ND	ND
Bromoform	NR	ND	ND	ND	ND	ND	NR	ND	ND	ND	ND	ND	ND	ND	ND	ND
Bromomethane	NR	ND	ND	ND	ND	ND	NR	ND	ND	ND	ND	ND	ND	ND	ND	ND
2-butanone	NR	ND	ND	ND	ND	ND	NR	NR	NR	NR	NR	NR	NR	NR	NR	NR
carbon disulfide	NR	ND	ND	ND	ND	ND	NR	NR	NR	NR	NR	NR	NR	NR	NR	NR
Carbon tetrachloride	ND	ND	ND	ND	ND	ND	NR	ND	ND	ND	ND	ND	ND	ND	ND	ND
Chlorobenzene	ND	ND	ND	ND	ND	ND	NR	ND	ND	ND	ND	ND	ND	ND	ND	ND
Dibromochloromethane	NR	ND	ND	ND	ND	ND	NR	ND	ND	ND	ND	ND	ND	ND	ND	ND
Chloroethane	NR	NR	NR	NR	NR	NR	NR	ND	ND	ND	ND	ND	ND	ND	ND	ND
2-chloroethylvinyl ether	NR	NR	NR	NR	NR	NR	NR	ND	ND	ND	ND	ND	ND	ND	NR	ND
Chloroform	ND	ND	ND	ND	0.32J	ND	NR	0.87 J	ND	0.38 J	ND	ND	0.71 J	ND	1.2	ND
Chloromethane	NR	ND	ND	ND	ND	ND	NR	ND	ND	ND	ND	ND	ND	ND	ND	ND
cyclohexane	NR	NR	NR	NR	NR	NR	NR	NR	NR	NR	NR	NR	NR	NR	NR	NR
1,2-dibromo-3-chloro-propane	NR	NR	NR	NR	NR	NR	NR	NR	NR	NR	NR	NR	NR	NR	NR	NR
1,2-dibromomethane	NR	NR	NR	NR	NR	NR	NR	NR	NR	NR	NR	NR	NR	NR	NR	NR
1,2-dichlorobenzene	NR	NR	NR	NR	NR	NR	NR	ND	ND	ND	ND	ND	ND	ND	NR	ND
1,3-dichlorobenzene	NR	NR	NR	NR	NR	NR	NR	ND	ND	ND	ND	ND	ND	ND	NR	ND
1,4-dichlorobenzene	NR	NR	NR	NR	NR	NR	NR	ND	ND	ND	ND	ND	ND	ND	NR	ND
dichlorodifluoromethane	NR	NR	NR	NR	NR	NR	NR	NR	NR	NR	NR	NR	NR	NR	NR	NR
1,1-dichloroethane	2.5	0.6	0.54J	0.50J	1.8	0.81	0.78 J	5.4 J	0.84 J	1.8	0.50 J	ND	1.2	3.8	4.6	2.9
1,2-dichloroethane	ND	ND	ND	ND	ND	ND	ND	ND	ND	ND	ND	ND	ND	ND	0.23 J	ND
1,1-dichloroethene	1.0	ND	ND	ND	0.86J	ND	0.20 J	0.53 J	ND	0.21 J	ND	ND	0.19 J	0.38 J	0.42 J	ND
cis-1,2-dichloroethene	0.46J	ND	ND	ND	1.6	ND	ND	ND	ND	ND	ND	ND	ND	ND	ND	ND
trans-1,2-dichloroethene	ND	ND	ND	ND	ND	ND	ND	ND	ND	ND	ND	ND	ND	ND	ND	ND
1,2-dichloropropane	NR	ND	ND	ND	ND	ND	NR	ND	ND	ND	ND	ND	ND	ND	ND	ND
cis-1,3-dichloropropene	NR	ND	ND	ND	ND	ND	NR	ND	ND	ND	ND	ND	ND	ND	ND	ND
trans-1,3-dichloropropene	NR	ND	ND	ND	ND	ND	NR	ND	ND	ND	ND	ND	ND	ND	ND	ND
1,4-dioxane	NR	NR	NR	NR	NR	NR	NR	NR	NR	NR	NR	NR	NR	NR	NR	NR
Ethylbenzene	ND	ND	ND	ND	ND	ND	NR	ND	ND	ND	ND	ND	ND	ND	ND	ND
2-hexanone	NR	ND	ND	ND	ND	ND	NR	NR	NR	NR	NR	NR	NR	NR	NR	NR
isopropylbenzene	NR	NR	NR	NR	NR	NR	NR	NR	NR	NR	NR	NR	NR	NR	NR	NR
methyl acetate	NR	NR	NR	NR	NR	NR	NR	NR	NR	NR	NR	NR	NR	NR	NR	NR
Methylene chloride	NR	ND	ND	ND	ND	ND	NR	ND	ND	ND	ND	ND	ND	ND	ND	ND
4-methyl-2-pentanone	NR	ND	ND	ND	ND	ND	NR	NR	NR	NR	NR	NR	NR	NR	NR	NR
styrene	NR	ND	ND	ND	ND	ND	NR	NR	NR	NR	NR	NR	NR	NR	NR	NR
1,1,2,2-tetrachloroethane	NR	ND	ND	ND	ND	ND	NR	ND	ND	ND	ND	ND	ND	ND	ND	ND
1,2,4-trichlorobenzene	NR	NR	NR	NR	NR	NR	NR	NR	NR	NR	NR	NR	NR	NR	NR	NR
Tetrachloroethene	ND	ND	ND	ND	ND	ND	ND	ND	ND	ND	ND	ND	ND	ND	ND	ND
Toluene	ND	ND	ND	ND	ND	ND	NR	ND	ND	ND	ND	ND	ND	ND	ND	ND
1,1,1-trichloroethane	ND	ND	ND	ND	0.67J	ND	ND	0.66 J	ND	ND	ND	ND	ND	ND	0.29 J	ND
1,1,2-trichloroethane	ND	ND	ND	ND	ND	ND	NR	ND	ND	ND	ND	ND	ND	ND	ND	ND
Trichloroethene	21	11	7.5	8.0	308	7.7	6.7	3.4 J	5.6	4.6	5.4	5.5	4.5	2.3	1.8	5.0
Vinyl chloride	ND	ND	ND	ND	ND	ND	ND	ND	ND	ND	ND	ND	ND	ND	ND	ND
xylenes (total)	ND	ND	ND	ND	ND	ND	NR	NR	NR	NR	NR	NR	NR	NR	NR	NR
Mercury (EPA 245.1) ug/L	NR	<0.20	<0.20	<0.20	<0.20	<0.20	ND	ND	ND	ND	ND	ND	ND	ND	ND	ND
TSS (SM20 2540D) mg/L	NR	16.0	<4.0	<4.0	<4.0	<4.0	ND	11	6	5	ND	ND	ND	22	ND	ND

Table 8
GM-38 Area Groundwater Remediation
Groundwater Treatment Plant
Naval Weapons Industrial Reserve Plant - Bethpage, NY
Summary of Historical Groundwater Analytical Results
Through Fourth Quarter 2022

Sample ID	RW3-MW4																		
	12/17/2013	3/26/2014	9/23/2014	3/25/2015	9/15/2015	3/21/2016	9/15/2016	3/2/2017	9/12/2017	3/6/2018	9/12/2018	3/5/2019	9/25/2019	3/11/2020	10/5/2020	3/11/2021	9/29/2021	3/9/2022	10/4/2022
Comments																			
Well Depth (Ft)	495																		
Screened Interval (Ft)	475-495																		
VOCS (EPA 624) ug/L ⁽⁴⁾																			
Acrolein	ND	ND	ND	ND	ND	ND	ND	ND	ND	ND	ND	NR	NR	NR	NR	NR	NR	NR	NR
Acrylonitrile	ND	ND	ND	ND	ND	ND	ND	ND	ND	ND	ND	ND	ND	ND	ND	ND	ND	ND	ND
Acetone	NR	NR	NR	NR	NR	NR	NR	NR	NR	NR	NR	NR	NR	NR	NR	NR	NR	NR	NR
Benzene	ND	ND	ND	ND	ND	ND	ND	ND	ND	ND	ND	ND	ND	ND	ND	ND	ND	ND	ND
Bromodichloromethane	ND	ND	ND	ND	ND	ND	ND	ND	ND	ND	ND	ND	ND	ND	ND	ND	ND	ND	ND
Bromoform	ND	ND	ND	ND	ND	ND	ND	ND	ND	ND	ND	ND	ND	ND	ND	ND	ND	ND	ND
Bromomethane	ND	ND	ND	ND	ND	ND	ND	ND	ND	ND	ND	ND	ND	ND	ND	ND	ND	ND	ND
2-butanone	NR	NR	NR	NR	NR	NR	NR	NR	NR	NR	NR	NR	NR	NR	NR	NR	NR	NR	NR
carbon disulfide	NR	NR	NR	NR	NR	NR	NR	NR	NR	NR	NR	NR	NR	NR	NR	NR	NR	NR	NR
Carbon tetrachloride	ND	ND	ND	ND	ND	ND	ND	ND	ND	ND	ND	ND	ND	ND	ND	ND	ND	ND	ND
Chlorobenzene	ND	ND	ND	ND	ND	ND	ND	ND	ND	ND	ND	ND	ND	ND	ND	ND	ND	ND	ND
Dibromochloromethane	ND	ND	ND	ND	ND	ND	ND	ND	ND	ND	ND	ND	ND	ND	ND	ND	ND	ND	ND
Chloroethane	ND	ND	ND	ND	ND	ND	ND	ND	ND	ND	ND	ND	ND	ND	ND	ND	ND	ND	ND
2-chloroethylvinyl ether	ND	ND	ND	ND	ND	ND	ND	NR	ND	ND	ND	NR	NR	NR	NR	NR	NR	NR	NR
Chloroform	ND	1.2 J	0.38 J	1.2	ND	0.64 J	ND	ND	0.21 J	0.47 J	ND	0.996 J	ND	0.954 J	ND	0.367 J	ND	ND	0.475 J
Chloromethane	ND	ND	ND	ND	ND	ND	ND	ND	ND	ND	ND	ND	ND	ND	ND	ND	ND	ND	ND
cyclohexane	NR	NR	NR	NR	NR	NR	NR	NR	NR	NR	NR	NR	NR	NR	NR	NR	NR	NR	NR
1,2-dibromo-3-chloro-propane	NR	NR	NR	NR	NR	NR	NR	NR	NR	NR	NR	NR	NR	NR	NR	NR	NR	NR	NR
1,2-dibromomethane	NR	NR	NR	NR	NR	NR	NR	NR	NR	NR	NR	NR	NR	NR	NR	NR	NR	NR	NR
1,2-dichlorobenzene	ND	ND	ND	ND	ND	ND	ND	ND	ND	ND	ND	ND	ND	ND	ND	ND	ND	ND	ND
1,3-dichlorobenzene	ND	ND	ND	ND	ND	ND	ND	ND	ND	ND	ND	ND	ND	ND	ND	ND	ND	ND	ND
1,4-dichlorobenzene	ND	ND	ND	ND	ND	ND	ND	ND	ND	ND	ND	ND	ND	ND	ND	ND	ND	ND	ND
dichlorodifluoromethane	NR	NR	NR	NR	NR	NR	NR	NR	NR	NR	NR	NR	NR	NR	NR	NR	NR	NR	NR
1,1-dichloroethane	4.9	5.5	2.7 J	6.9	0.88 J	4.9	2.0	1.5	2.6	3.9	1.47	6.22	5.72	6.99	1.50 J	3.03 J	4.60 J	3.81	3.41 J
1,2-dichloroethane	ND	0.37 J	ND	ND	ND	ND	ND	ND	ND	ND	ND	0.235 J	0.253 J	ND	ND	ND	ND	0.109 J	ND
1,1-dichloroethene	0.39 J	0.95 J	0.37 J	1.3 J	0.21 J	0.85 J	0.40 J	0.27 J	0.41 J	0.70 J	0.340 J	0.981 J	1.37 J	1.70 J	0.409 J	0.842 J	1.22 J	1.00 J	0.765 J
cis-1,2-dichloroethene	ND	ND	ND	ND	ND	ND	ND	ND	0.21 J	ND	ND	0.351 J	0.475 J	0.465 J	ND	ND	0.304 J	0.243 J	ND
trans-1,2-dichloroethene	ND	ND	ND	ND	ND	ND	ND	ND	ND	ND	ND	ND	ND	ND	ND	ND	ND	ND	ND
1,2-dichloropropane	ND	ND	ND	ND	ND	ND	ND	ND	ND	ND	ND	ND	ND	ND	ND	ND	ND	ND	ND
cis-1,3-dichloropropene	ND	ND	ND	ND	ND	ND	ND	ND	ND	ND	ND	ND	ND	ND	ND	ND	ND	ND	ND
trans-1,3-dichloropropene	ND	ND	ND	ND	ND	ND	ND	ND	ND	ND	ND	ND	ND	ND	ND	ND	ND	ND	ND
1,4-dioxane	NR	NR	NR	NR	NR	NR	NR	NR	ND	NR	NR	NR	NR	NR	NR	NR	NR	NR	NR
Ethylbenzene	ND	ND	ND	ND	ND	ND	ND	NR	ND	ND	ND	ND	ND	ND	ND	ND	ND	ND	ND
2-hexanone	NR	NR	NR	NR	NR	NR	NR	NR	NR	NR	NR	NR	NR	NR	NR	NR	NR	NR	NR
isopropylbenzene	NR	NR	NR	NR	NR	NR	NR	NR	NR	NR	NR	NR	NR	NR	NR	NR	NR	NR	NR
methyl acetate	NR	NR	NR	NR	NR	NR	NR	NR	NR	NR	NR	NR	NR	NR	NR	NR	NR	NR	NR
Methylene chloride	ND	ND	ND	ND	ND	0.43 J	ND	ND	ND	ND	ND	ND	ND	ND	ND	ND	ND	ND	ND
4-methyl-2-pentanone	NR	NR	NR	NR	NR	NR	NR	NR	NR	NR	NR	NR	NR	NR	NR	NR	NR	NR	NR
styrene	NR	NR	NR	NR	NR	NR	NR	NR	NR	NR	NR	NR	NR	NR	NR	NR	NR	NR	NR
1,1,2,2-tetrachloroethane	ND	ND	ND	ND	ND	ND	ND	ND	ND	ND	ND	ND	ND	ND	ND	ND	ND	ND	ND
1,2,4-trichlorobenzene	NR	NR	NR	NR	NR	NR	NR	NR	NR	NR	NR	NR	NR	NR	NR	NR	NR	NR	NR
Tetrachloroethene	ND	ND	ND	ND	0.31 J	0.46 J	ND	ND	ND	ND	ND	ND	ND	ND	ND	ND	ND	ND	ND
Toluene	ND	ND	ND	ND	ND	ND	ND	ND	ND	ND	ND	ND	ND	ND	ND	ND	ND	ND	ND
1,1,1-trichloroethane	0.39 J	0.48 J	ND	0.60 J	ND	0.48 J	0.24 J	ND	0.26 J	0.40 J	ND	0.481 J	0.668 J	0.727 J	ND	0.422 J	0.624 J	0.686 J	0.591 J
1,1,2-trichloroethane	ND	ND	ND	ND	ND	ND	ND	ND	ND	ND	ND	ND	ND	ND	ND	ND	ND	ND	ND
Trichloroethene	4.4	3.3	2.5	2.7	4.1	2.9	4.3	4.1	5.4	1.5	2.66	2.12 J	1.30 J	2.15 J	3.02 J	3.30 J	ND	5.24	4.80 J
Vinyl chloride	ND	ND	ND	ND	ND	ND	ND	ND	ND	ND	ND	ND	ND	ND	ND	ND	ND	ND	ND
xylenes (total)	NR	NR	NR	NR	NR	NR	NR	NR	NR	NR	NR	NR	NR	NR	NR	NR	NR	NR	NR
Mercury (EPA 245.1) ug/L	ND	ND	ND	ND	ND	ND	ND	ND	ND	ND	ND	ND	ND	ND	ND	ND	ND	ND	ND
TSS (SM20 2540D) mg/L	ND	9	5	5	ND	ND	1.4	ND	1.3	ND	ND	1.3	2.7	2.6	2.2	2.2	ND	ND	ND

Table 8
GM-38 Area Groundwater Remediation
Groundwater Treatment Plant
Naval Weapons Industrial Reserve Plant - Bethpage, NY
Summary of Historical Groundwater Analytical Results
Through Fourth Quarter 2022

Sample ID	TP-01															
	1/21/2010	6/15/2011	9/27/2011	9/27/2011	11/30/2011	3/8/2012	6/6/2012	8/22/2012	12/4/2012	3/13/2013	3/13/2013	6/17/2013 ⁽²⁾	9/17/2013	9/17/2013	12/16/2013	3/25/2014
Comments				Duplicate							Duplicate			Duplicate		
Well Depth (Ft)	470															
Screened Interval (Ft)	450-470															
VOCS (EPA 624) ug/L ⁽⁴⁾																
Acrolein	NR	NR	ND	ND	ND	ND	ND	30 R	ND	ND	ND	NR	ND	ND	ND	ND
Acrylonitrile	NR	NR	ND	ND	ND	ND	ND	ND	ND	ND	ND	NR	ND	ND	ND	ND
Acetone	NR	NR	ND	ND	ND	ND	ND	ND	ND	ND	ND	ND	ND	ND	ND	ND
Benzene	ND	NR	ND	ND	ND	ND	ND	ND	ND	ND	ND	ND	ND	ND	ND	ND
Bromodichloromethane	NR	NR	ND	ND	ND	ND	ND	ND	ND	ND	ND	0.34 J	ND	ND	ND	ND
Bromoform	NR	NR	ND	ND	ND	ND	ND	ND	ND	ND	ND	ND	ND	ND	ND	ND
Bromomethane	NR	NR	ND	ND	ND	ND	ND	ND	ND	ND	ND	ND	ND	ND	ND	ND
2-butanone	NR	NR	NR	NR	NR	NR	NR	NR	NR	NR	NR	NR	NR	NR	NR	NR
carbon disulfide	NR	NR	NR	NR	NR	NR	NR	NR	NR	NR	NR	NR	NR	NR	NR	NR
Carbon tetrachloride	ND	NR	ND	ND	ND	ND	ND	ND	ND	ND	ND	ND	ND	ND	ND	ND
Chlorobenzene	ND	NR	ND	ND	ND	ND	ND	ND	ND	ND	ND	ND	ND	ND	ND	ND
Dibromochloromethane	NR	NR	ND	ND	ND	ND	ND	ND	ND	ND	ND	ND	ND	ND	ND	ND
Chloroethane	NR	NR	ND	ND	ND	ND	ND	ND	ND	ND	ND	ND	ND	ND	ND	ND
2-chloroethylvinyl ether	NR	NR	ND	ND	ND	ND	ND	ND	ND	2.0 R	2.0 R	NR	ND	ND	ND	ND
Chloroform	ND	NR	0.68 J	0.74 J	ND	0.74 J	0.82 J	ND	2.5 J	1.2	1.1	11	5.2 J	ND	7.4	6.8 J
Chloromethane	NR	NR	ND	ND	ND	ND	ND	ND	ND	ND	ND	ND	ND	ND	ND	ND
cyclohexane	NR	NR	NR	NR	NR	NR	NR	NR	NR	NR	NR	NR	NR	NR	NR	NR
1,2-dibromo-3-chloro-propane	NR	NR	NR	NR	NR	NR	NR	NR	NR	NR	NR	NR	NR	NR	NR	NR
1,2-dibromomethane	NR	NR	NR	NR	NR	NR	NR	NR	NR	NR	NR	NR	NR	NR	NR	NR
1,2-dichlorobenzene	NR	NR	ND	ND	ND	ND	ND	ND	ND	ND	ND	NR	ND	ND	ND	ND
1,3-dichlorobenzene	NR	NR	ND	ND	ND	ND	ND	ND	ND	ND	ND	NR	ND	ND	ND	ND
1,4-dichlorobenzene	NR	NR	ND	ND	ND	ND	ND	ND	ND	ND	ND	NR	ND	ND	ND	ND
dichlorodifluoromethane	NR	NR	NR	NR	NR	NR	NR	NR	NR	NR	NR	NR	NR	NR	NR	NR
1,1-dichloroethane	3.6J	5.0	3.7	3.7	2.9	3.7	3.7	3.4	1.1	1.5	1.4	3.2	2.1 J	2.8	1.5	ND
1,2-dichloroethane	ND	ND	ND	ND	ND	ND	ND	ND	0.35 J	0.36 J	0.37 J	0.30 J	ND	ND	ND	ND
1,1-dichloroethene	ND	1.7	1.1	1.0	1.0	1.2	1.4	1.1	0.23 J	0.44 J	0.42 J	0.77	0.66 J	0.74 J	0.33 J	0.22 J
cis-1,2-dichloroethene	190	43.4	40.4	40.2	74.9	53.3	29.9	16.1	4.2	5.8	5.8	8.7	14.1 J	14.7	8.0	5.3
trans-1,2-dichloroethene	3.0J	1.1	1.0 J	0.92 J	1.1	0.87 J	0.79 J	0.35 J	ND	ND	ND	ND	ND	ND	ND	ND
1,2-dichloropropane	NR	NR	ND	ND	ND	ND	ND	ND	ND	ND	ND	ND	ND	ND	ND	ND
cis-1,3-dichloropropene	NR	NR	ND	ND	ND	ND	ND	ND	ND	ND	ND	ND	ND	ND	ND	ND
trans-1,3-dichloropropene	NR	NR	ND	ND	ND	ND	ND	ND	ND	ND	ND	ND	ND	ND	ND	ND
1,4-dioxane	NR	NR	NR	NR	NR	NR	NR	NR	NR	NR	NR	NR	NR	NR	NR	NR
Ethylbenzene	ND	NR	ND	ND	ND	ND	ND	ND	ND	ND	ND	ND	ND	ND	ND	ND
2-hexanone	NR	NR	NR	NR	NR	NR	NR	NR	NR	NR	NR	NR	NR	NR	NR	NR
isopropylbenzene	NR	NR	NR	NR	NR	NR	NR	NR	NR	NR	NR	NR	NR	NR	NR	NR
methyl acetate	NR	NR	NR	NR	NR	NR	NR	NR	NR	NR	NR	NR	NR	NR	NR	NR
Methylene chloride	NR	NR	ND	ND	ND	ND	ND	ND	ND	ND	ND	ND	ND	ND	ND	ND
4-methyl-2-pentanone	NR	NR	NR	NR	NR	NR	NR	NR	NR	NR	NR	NR	NR	NR	NR	NR
styrene	NR	NR	NR	NR	NR	NR	NR	NR	NR	NR	NR	NR	NR	NR	NR	NR
1,1,2,2-tetrachloroethane	NR	NR	ND	ND	ND	ND	ND	ND	ND	ND	ND	ND	ND	ND	ND	ND
1,2,4-trichlorobenzene	NR	NR	NR	NR	NR	NR	NR	NR	NR	NR	NR	NR	NR	NR	NR	NR
Tetrachloroethene	3.4J	3.3	4.4	4.4	3.6	4.7	6.0	4.0	0.42 J	0.34 J	0.32 J	1.6	0.77 J	1.5 J	0.57 J	ND
Toluene	ND	NR	ND	ND	ND	ND	ND	ND	ND	ND	ND	ND	ND	ND	ND	ND
1,1,1-trichloroethane	ND	0.63 J	0.73 J	0.76 J	0.29 J	0.57 J	1.1 J	0.86 J	ND	0.35 J	0.35 J	0.62	0.66 J	0.66 J	0.50 J	ND
1,1,2-trichloroethane	ND	NR	0.31 J	0.31 J	0.32 J	ND	ND	ND	ND	ND	ND	ND	ND	ND	ND	ND
Trichloroethene	65	35.3	41.0	39.6	38.0	38.1	40.4	27.9	22.0	25.9	25.4	25	27.0	26.7	29.8	21.7
Vinyl chloride	ND	ND	ND	ND	ND	ND	ND	ND	ND	ND	ND	ND	ND	ND	ND	ND
xylenes (total)	ND	NR	NR	NR	NR	NR	NR	NR	NR	NR	NR	NR	NR	NR	NR	NR
Mercury (EPA 245.1) ug/L	NR	ND	ND	ND	ND	ND	ND	ND	ND	ND	ND	ND	ND	ND	ND	ND
TSS (SM20 2540D) mg/L	NR	63	18	NR	ND	7	6	ND	ND	ND	ND	ND	ND	ND	ND	ND

Table 8
GM-38 Area Groundwater Remediation
Groundwater Treatment Plant
Naval Weapons Industrial Reserve Plant - Bethpage, NY
Summary of Historical Groundwater Analytical Results
Through Fourth Quarter 2022

Sample ID	TP-01																	
	9/22/2014	3/25/2015	9/14/2015	9/14/2015	3/21/2016	9/14/2016	3/1/2017	9/13/2017	3/5/2018	9/11/2018	3/6/2019	9/25/2019	3/12/2020	10/6/2020	3/11/2021	9/29/2021	3/10/2022	10/4/2022
Comments				Duplicate														
Well Depth (Ft)	470																	
Screened Interval (Ft)	450-470																	
VOCS (EPA 624) ug/L ⁽⁴⁾																		
Acrolein	ND	ND	ND	ND	ND	ND	ND	ND	ND	ND	NR	NR	NR	NR	NR	NR	NR	NR
Acrylonitrile	ND	ND	ND	ND	ND	ND	ND	ND	ND	ND	ND	ND	ND	ND	ND	ND	ND	ND
Acetone	ND	ND	ND	ND	ND	ND	NR	NR	NR	NR	NR	NR	NR	NR	NR	NR	NR	NR
Benzene	ND	ND	ND	ND	ND	ND	ND	ND	ND	ND	ND	ND	ND	ND	ND	ND	ND	ND
Bromodichloromethane	ND	ND	ND	ND	ND	ND	ND	0.53 J	ND	ND	ND	ND	ND	ND	ND	ND	ND	ND
Bromoform	ND	ND	ND	ND	ND	ND	ND	ND	ND	ND	ND	ND	ND	ND	ND	ND	ND	ND
Bromomethane	ND	ND	ND	ND	ND	ND	ND	ND	ND	ND	ND	ND	ND	ND	ND	ND	ND	ND
2-butanone	NR	NR	NR	NR	NR	NR	NR	NR	NR	NR	NR	NR	NR	NR	NR	NR	NR	NR
carbon disulfide	NR	NR	NR	NR	NR	NR	NR	NR	NR	NR	NR	NR	NR	NR	NR	NR	NR	NR
Carbon tetrachloride	ND	ND	ND	ND	ND	ND	ND	ND	ND	ND	ND	ND	ND	ND	ND	ND	ND	ND
Chlorobenzene	ND	ND	ND	ND	ND	ND	ND	ND	ND	ND	ND	ND	ND	ND	ND	ND	ND	ND
Dibromochloromethane	ND	ND	ND	ND	ND	ND	ND	ND	ND	ND	ND	ND	ND	ND	ND	ND	ND	NR
Chloroethane	ND	ND	ND	ND	ND	ND	ND	ND	ND	ND	ND	ND	ND	ND	ND	ND	ND	ND
2-chloroethylvinyl ether	ND	ND	2.0 R	ND	ND	ND	NR	ND	ND	ND	NR	NR	NR	NR	NR	NR	NR	NR
Chloroform	1.9	2.6	1.3	1.3	1.7	1.6	1.2	6.3	2.0	1.08	0.684 J	ND	ND	0.292 J	1.17 J	0.478 J	ND	0.645 J
Chloromethane	ND	ND	ND	ND	ND	ND	ND	ND	ND	ND	ND	ND	ND	ND	ND	ND	ND	ND
cyclohexane	NR	NR	NR	NR	NR	NR	NR	NR	NR	NR	NR	NR	NR	NR	NR	NR	NR	NR
1,2-dibromo-3-chloro-propane	NR	NR	NR	NR	NR	NR	NR	NR	NR	NR	NR	NR	NR	NR	NR	NR	NR	NR
1,2-dibromomethane	NR	NR	NR	NR	NR	NR	NR	NR	NR	NR	NR	NR	NR	NR	NR	NR	NR	NR
1,2-dichlorobenzene	ND	ND	ND	ND	ND	ND	ND	ND	ND	ND	ND	ND	ND	ND	ND	ND	ND	ND
1,3-dichlorobenzene	ND	ND	ND	ND	ND	ND	ND	ND	ND	ND	ND	ND	ND	ND	ND	ND	ND	ND
1,4-dichlorobenzene	ND	ND	ND	ND	ND	ND	ND	ND	ND	ND	ND	ND	ND	ND	ND	ND	ND	ND
dichlorodifluoromethane	NR	NR	NR	NR	NR	NR	NR	NR	NR	NR	NR	NR	NR	NR	NR	NR	NR	NR
1,1-dichloroethane	1.3 J	2.5	2.1	2.0	1.8	2.1	0.78 J	1.3	1.2	1.24	0.717 J	0.381 J	0.335 J	0.363 J	0.629 J	0.533 J	0.895 J	0.853 J
1,2-dichloroethane	0.67 J	0.88 J	0.82 J	0.82 J	0.86 J	0.70 J	0.45 J	0.79	0.79 J	0.650 J	ND	ND	ND	ND	ND	ND	ND	ND
1,1-dichloroethene	0.47 J	1.2 J	0.77 J	0.83 J	0.75 J	0.68 J	0.23 J	0.36 J	0.46 J	0.420 J	ND	ND	ND	ND	0.301 J	0.221 J	0.339 J	0.347 J
cis-1,2-dichloroethene	7.6	13.4	11.3	11.6	10.8	12	5	11	12	12.1	6.01	3.75 J	3.01 J	3.14 J	4.73 J	2.51 J	1.99	0.991 J
trans-1,2-dichloroethene	ND	ND	ND	ND	ND	ND	ND	ND	ND	ND	ND	ND	ND	ND	ND	ND	ND	ND
1,2-dichloropropane	ND	ND	ND	ND	ND	ND	ND	ND	ND	ND	ND	ND	ND	ND	ND	ND	ND	ND
cis-1,3-dichloropropene	ND	ND	ND	ND	ND	ND	ND	ND	ND	ND	ND	ND	ND	ND	ND	ND	ND	ND
trans-1,3-dichloropropene	ND	ND	ND	ND	ND	ND	ND	ND	ND	ND	ND	ND	ND	ND	ND	ND	ND	ND
1,4-dioxane	NR	NR	NR	NR	NR	NR	NR	NR	NR	NR	NR	NR	NR	NR	NR	NR	NR	NR
Ethylbenzene	ND	ND	ND	ND	ND	ND	NR	ND	ND	ND	ND	ND	ND	ND	ND	ND	ND	ND
2-hexanone	NR	NR	NR	NR	NR	NR	NR	NR	NR	NR	NR	NR	NR	NR	NR	NR	NR	NR
isopropylbenzene	NR	NR	NR	NR	NR	NR	NR	NR	NR	NR	NR	NR	NR	NR	NR	NR	NR	NR
methyl acetate	NR	NR	NR	NR	NR	NR	NR	NR	NR	NR	NR	NR	NR	NR	NR	NR	NR	NR
Methylene chloride	ND	ND	ND	ND	0.37 J	ND	ND	ND	ND	ND	ND	ND	ND	ND	ND	ND	ND	ND
4-methyl-2-pentanone	NR	NR	NR	NR	NR	NR	NR	NR	NR	NR	NR	NR	NR	NR	NR	NR	NR	NR
styrene	NR	NR	NR	NR	NR	NR	NR	NR	NR	NR	NR	NR	NR	NR	NR	NR	NR	NR
1,1,2,2-tetrachloroethane	ND	ND	ND	ND	ND	ND	ND	ND	ND	ND	ND	ND	ND	ND	ND	ND	ND	ND
1,2,4-trichlorobenzene	NR	NR	NR	NR	NR	NR	NR	NR	NR	NR	NR	NR	NR	NR	NR	NR	NR	NR
Tetrachloroethene	ND	0.48 J	0.82 J	0.88 J	0.72 J	0.37 J	0.22 J	ND	ND	ND	ND	ND	ND	ND	0.680 J	1.21 J	1.84 J	2.53 J
Toluene	ND	ND	ND	ND	ND	ND	ND	ND	ND	ND	ND	ND	ND	ND	ND	ND	ND	ND
1,1,1-trichloroethane	ND	ND	ND	ND	ND	0.49 J	0.25 J	0.29 J	0.27 J	ND	ND	ND	ND	ND	ND	ND	ND	0.333 J
1,1,2-trichloroethane	ND	ND	ND	ND	ND	ND	ND	ND	ND	ND	ND	ND	ND	ND	ND	ND	ND	ND
Trichloroethene	31.9	52.3	53.0	53.9	61.7	47	21	54	55	38.2	28.3	14.4	12.7	11.1	15.6	13	12.4	10.3
Vinyl chloride	ND	ND	ND	ND	ND	ND	ND	ND	ND	ND	ND	ND	ND	ND	ND	ND	ND	ND
xylenes (total)	NR	NR	NR	NR	NR	NR	NR	NR	NR	NR	NR	NR	NR	NR	NR	NR	NR	NR
Mercury (EPA 245.1) ug/L	ND	ND	ND	ND	ND	ND	ND	ND	ND	ND	ND	ND	ND	ND	ND	ND	ND	ND
TSS (SM20 2540D) mg/L	ND	ND	ND	ND	ND	ND	ND	ND	ND	ND	1.1	ND	ND	1.0	ND	1.7	ND	ND

Table 8
GM-38 Area Groundwater Remediation
Groundwater Treatment Plant
Naval Weapons Industrial Reserve Plant - Bethpage, NY
Summary of Historical Groundwater Analytical Results
Through Fourth Quarter 2022

Sample ID	IW-1 MW-1		IW-1	RW-3 ⁽³⁾				
Sample Date	5/3/2005	6/18/2013 ⁽²⁾	5/27/2009	9/15/2015	3/22/2016	9/15/2016	3/2/2017	9/13/2017
Comments								
Well Depth (Ft)	150		230	530				
Screened Interval (Ft)	20-150		200-230	392-412				
VOCS (EPA 624) ug/L ⁽⁴⁾								
Acrolein	NR	NR	NR	ND	ND	ND	ND	ND
Acrylonitrile	NR	NR	NR	ND	ND	ND	ND	ND
Acetone	ND	ND	ND	ND	ND	ND	NR	NR
Benzene	ND	ND	ND	ND	ND	ND	ND	ND
Bromodichloromethane	ND	ND	ND	ND	ND	ND	ND	ND
Bromoform	ND	ND	ND	ND	ND	ND	ND	ND
Bromomethane	ND	ND	ND	ND	ND	ND	ND	ND
2-butanone	R	ND	ND	NR	NR	NR	NR	NR
carbon disulfide	ND	NR	ND	NR	NR	NR	NR	NR
Carbon tetrachloride	ND	ND	ND	ND	ND	ND	ND	ND
Chlorobenzene	ND	ND	ND	ND	ND	ND	ND	ND
Dibromochloromethane	NR	ND	ND	ND	ND	ND	ND	ND
Chloroethane	ND	ND	ND	ND	ND	ND	ND	ND
2-chloroethylvinyl ether	NR	NR	NR	ND	ND	ND	NR	ND
Chloroform	0.94J	ND	0.98J	ND	0.46 J	0.26 J	ND	0.28 J
Chloromethane	ND	ND	ND	ND	ND	ND	NR	ND
cyclohexane	NR	NR	ND	NR	NR	NR	NR	NR
1,2-dibromo-3-chloro-propane	ND	NR	ND	NR	NR	NR	NR	NR
1,2-dibromomethane	ND	NR	ND	NR	NR	NR	NR	NR
1,2-dichlorobenzene	NR	NR	ND	ND	ND	ND	ND	ND
1,3-dichlorobenzene	NR	NR	ND	ND	ND	ND	ND	ND
1,4-dichlorobenzene	NR	NR	ND	ND	ND	ND	ND	ND
dichlorodifluoromethane	NR	NR	ND	NR	NR	NR	NR	NR
1,1-dichloroethane	0.39J	0.51	0.22J	1.9	2.1	1.8	1.4 J	1.5
1,2-dichloroethane	ND	ND	ND	ND	ND	ND	ND	ND
1,1-dichloroethene	ND	ND	ND	1.9	2.5	1.5	1.3 J	1.4
cis-1,2-dichloroethene	ND	ND	ND	1.6	2.4	1.4	1.6 J	1.9
trans-1,2-dichloroethene	ND	ND	ND	ND	0.23 J	ND	ND	ND
1,2-dichloropropane	ND	ND	ND	ND	ND	ND	ND	ND
cis-1,3-dichloropropene	ND	ND	ND	ND	ND	ND	ND	ND
trans-1,3-dichloropropene	ND	ND	ND	ND	ND	ND	ND	ND
1,4-dioxane	NR	NR	NR	NR	NR	NR	NR	NR
Ethylbenzene	ND	ND	ND	ND	ND	ND	NR	ND
2-hexanone	ND	ND	ND	NR	NR	NR	NR	NR
isopropylbenzene	NR	NR	ND	NR	NR	NR	NR	NR
methyl acetate	NR	NR	ND	NR	NR	NR	NR	NR
Methylene chloride	ND	ND	ND	ND	0.64 J	ND	ND	ND
4-methyl-2-pentanone	ND	ND	ND	NR	NR	NR	NR	NR
styrene	ND	NR	ND	NR	NR	NR	NR	NR
1,1,1,2-tetrachloroethane	ND	ND	ND	ND	ND	ND	ND	ND
1,2,4-trichlorobenzene	NR	NR	ND	NR	NR	NR	NR	NR
Tetrachloroethene	ND	0.55	ND	0.68 J	0.79 J	0.64 J	0.60 J	0.65 J
Toluene	ND	ND	0.19J	ND	ND	ND	ND	ND
1,1,1-trichloroethane	0.47	0.92	0.49J	0.96 J	1.3	0.95 J	ND	0.83 J
1,1,2-trichloroethane	ND	ND	ND	0.30 J	0.49 J	0.29 J	ND	0.45 J
Trichloroethene	ND	ND	0.17J	237	371	230	230	220
Vinyl chloride	ND	ND	ND	ND	ND	ND	ND	ND
xylenes (total)	ND	NR	ND	NR	NR	NR	NR	NR
Mercury (EPA 245.1) ug/L	NR	NR	0.20	ND	ND	ND	ND	ND
TSS (SM20 2540D) mg/L	NR	NR	2.4	ND	ND	ND	2.4	8.1

Note:

VOC analysis changed from SW846 8260B to EPA Method 624 in January 2010.

D = Dilution

J = estimated value

J- =biased low estimated value

ND = not detected

NR = not reported / required

R = rejected

mg/L - milligrams per liter

µg/L - micrograms per liter

(1) Analytical results presented above for samples collected from RW3-MW3 and RW3-MW4 in November 2010 are not consistent with historical trends, indicating samples may have been switched. For trend analysis, concentrations for RW3-MW3 were used for RW3-MW4 for November 2010 and vice versa.

(2) VOCs were analyzed by USEPA Method 524.2 (as opposed to Method 624) in June 2013 to correlate with samples collected under the Bethpage Regional Plume Comprehensive Groundwater Sampling Plan conducted in June 2013.

(3) RW-3, previously an active extraction well sampled on a monthly basis, was taken off-line on 7/1/15. While off-line, RW-3 was sampled semi-annually in conjunction with the semi-annual LTM events.

(4) Samples were analyzed for TCL VOCs, including tentatively identified compounds (TICs), beginning in March 2016. No TICs were detected, unless otherwise indicated.

Data prior to June 2011 were collected by others.

APPENDIX A

**NYSDEC EFFLUENT LIMITATIONS AND MONITORING
REQUIREMENTS AND
OCTOBER - DECEMBER 2022 DMRS**

New York State Department of Environmental Conservation


Division of Water

Bureau of Water Permits, 4th Floor


625 Broadway, Albany, New York 12233-3505

Phone: (518) 402-8111 • FAX: (518) 402-9029

Website: www.dec.state.ny.us



Alexander-B. Grannis
Commissioner



MEMORANDUM

TO: Steven Scharf, DER

FROM: Jean Occidental, DOW, Bureau of Water Permits JO

SUBJECT: Naval Weapons Industrial Reserve Plant (NWIRP); DER Site # 1-01-001

DRAINAGE BASIN: na

DATE: June 6, 2008

In response to your request and the permittee's SPDES Permit Equivalent Application dated April 27, 2008, attached is the effluent criteria for the above noted groundwater remediation discharge.

The Division of Water does not have any regulatory authority over a discharge from a State, PRP, or Federal Superfund Site. The Division of Environmental Remediation will be responsible for ensuring compliance with the attached effluent criteria and approval of all engineering submissions. Additional Condition (1) identifies the contact to send all effluent results, engineering submissions, and modification requests. The Regional Water Engineer should be kept appraised of the status of these discharges and, in accordance with the attached criteria, receive a copy of the effluent results for informational purposes.

If you have any questions, please call me at (518) 402-8116.

Attachment

cc: (w/att) RWE, Region 1
 C. Webber
 BWP Permit Coordinator

Naval Weapons Industrial Reserve Plant

DER site # 1-01-001

Page 1 of 2

EFFLUENT LIMITATIONS AND MONITORING REQUIREMENTS

During the period beginning: April 1, 2009and lasting until: April 1, 2014

the discharges from the treatment facility to Groundwater shall be limited and monitored by the operator as specified below:

Outfall and Parameters	Limitations		Units	Minimum Monitoring Requirements	
	Daily Avg.	Daily Max.		Measurement Frequency	Sample Type
Treated Groundwater Remediation Discharge from: Recovery Wells 1, 2, and 3					
Flow	Monitor	1100	GPM	Continuous	Recorder
pH (range)	5.5 - 8.5		SU	Weekly	Grab
1,1-Dichloroethane	NA	5	µg/l	Monthly ¹	Grab
1,2-Dichloroethane	NA	0.6	µg/l	Monthly ¹	Grab
1,1-Dichloroethene	NA	5	µg/l	Monthly ¹	Grab
cis-1,2-Dichloroethene	NA	5	µg/l	Monthly ¹	Grab
trans-1,2-Dichloroethene	NA	5	µg/l	Monthly ¹	Grab
Tetrachloroethene	NA	5	µg/l	Monthly ¹	Grab
1,1,1-Trichloroethane	NA	5	µg/l	Monthly ¹	Grab
Trichloroethene	NA	5	µg/l	Monthly ¹	Grab
Vinyl chloride	NA	2	µg/l	Monthly ¹	Grab
Mercury	NA	0.25	µg/l	Monthly ¹	Grab

Footnotes:

- (1) The minimum measurement frequency shall be monthly following a period of 24 consecutive weekly sampling events showing no exceedances of the stated discharge limitations.

Naval Weapons Industrial Reserve Plant

DER site # 1-01-001

Page 1 of 2

Additional Conditions:

- (1) Discharge is not authorized until such time as an engineering submission showing the method of treatment is approved by the Department. The discharge rate may not exceed the effective or design treatment system capacity. All monitoring data, engineering submissions and modification requests must be submitted to:

Steven Scharf
Division of Environmental Remediation
NYSDEC, 625 Broadway
Albany, NY 12233-7015
Phone: (518) 402-9620

With a copy sent to:

Regional Water Engineer
NYSDEC - Region 1
Building 40, SUNY Campus
Stony Brook, New York 11790-2356
Phone: (631) 444-0354

- (2) Only site generated wastewater is authorized for treatment and discharge.
- (3) Authorization to discharge is valid only for the period noted above but may be renewed if appropriate. A request for renewal must be received 6 months prior to the expiration date to allow for a review of monitoring data and reassessment of monitoring requirements.
- (4) Any use of corrosion/scale inhibitors, biocidal-type compounds, or other water treatment chemicals used in the treatment process must be approved by the department prior to use.
- (5) This discharge and administration of this discharge must comply with the substantive requirements of 6NYCRR Part 750.

NEW YORK STATE DEPARTMENT OF ENVIRONMENTAL CONSERVATION

Division of Environmental Remediation, Remedial Bureau D

625 Broadway, 12th Floor, Albany, NY 12233-7013

P: (518) 402-9676 | F: (518) 402-9773

www.dec.ny.gov

August 31, 2017

Ms. Lora Fly
Remedial Project Manager
Naval Facilities Engineering Command
9324 Virginia Ave.
Bldg. Z-144, Code OPTE3-6
Norfolk, VA 23511

Re: SPDES Permit Equivalent Application,
Naval Weapons Industrial Reserve
Plant Site (NWIRP), Bethpage.
NYSDEC Site No 130003B

Lora:

The Department of the Navy (Navy) has requested to renew the State Pollutant Discharge Elimination System (SPDES) effluent for the GM-38 groundwater extraction and treatment system. The New York State Department Environmental Conservation (NYSDEC) has reviewed this request and has established discharge limits for the GM-38 system. These discharge limits, and associated reporting requirements, are detailed in the attached memorandum from the NYSDEC Division of Water.

Thanks and please do not hesitate to contact me at (518) 402-9478 or jason.pelton@dec.ny.gov with any questions.

Sincerely,

Jason M. Pelton
Project Manager
Remedial Section B, Remedial Bureau D
Division of Environmental Remediation

ec: B. Caldwell, EnSafe/Resolution Consultants
S. Edwards, NYSDEC
D. Hesler, NYSDEC
C. Haas, NYSDEC Region 1
W. Parish, NYSDEC Region 1
S. Karpinski, NYSDOH
J. DeFranco/J. Lovejoy, NCDOH
L. Thantu, USEPA Region 2

NEW YORK STATE DEPARTMENT OF ENVIRONMENTAL CONSERVATION

Division of Water, Bureau of Permits

625 Broadway, Albany, New York 12233-3505

P: (518) 402-8111 | F: (518) 402-9029

www.dec.ny.gov

MEMORANDUM

TO: Jason Pelton, DER
FROM: Robert Wither, Chief, South Permits Section, DOW
SUBJECT: Naval Weapons Industrial Reserve Plant, DER Site #1-30-003B
DATE: August 18, 2017

In response to your request received July 13, 2017, attached please find effluent limitations and monitoring requirements for the above noted remediation discharge.

The DOW does not have any regulatory authority over a discharge from a State, PRP, or Federal Superfund Site. DER will be responsible for ensuring compliance with the attached effluent limitations and monitoring requirements, and approval of all engineering submissions. Footnote 1 identifies the appropriate DER contact as the place to send all effluent results, engineering submissions, and modification requests. The Regional Water Engineer should be kept apprised of the status of this discharge and, in accordance with the attached criteria, receive a copy of the effluent results for informational purposes.

If you have any questions, please call me at 518-402-8123.

Attachment (Effluent Limitations and Monitoring Requirements)

cc: Cathy Haas, RWE, Region 1

EFFLUENT LIMITATIONS AND MONITORING REQUIREMENTS

During the period beginning **September 1, 2017** and lasting until **August 31, 2027** the discharges from the wastewater treatment facility to groundwater, Class GA shall be limited and monitored by the operator as specified below:

Outfall Number and Parameter	Discharge Limitations		Units	Minimum Monitoring Requirements	
	Monthly Avg.	Daily Max		Measurement Frequency	Sample Type
Outfall 001 - Treated Remediation Discharge:					
Flow	Monitor	1100	GPM	Continuous	Recorder
pH (range)	5.5 - 8.5		SU	Monthly	Grab
1,1-Dichloroethane	NA	5	µg/l	Monthly	Grab
1,2-Dichloroethane	NA	0.6	µg/l	Monthly	Grab
1,1-Dichloroethene	NA	5	µg/l	Monthly	Grab
cis-1,2-Dichloroethene	NA	5	µg/l	Monthly	Grab
trans-1,2-Dichloroethene	NA	5	µg/l	Monthly	Grab
Tetrachloroethene	NA	5	µg/l	Monthly	Grab
1,1,1-Trichloroethane	NA	5	µg/l	Monthly	Grab
Trichloroethene	NA	5	µg/l	Monthly	Grab
Vinyl Chloride	NA	2	µg/l	Monthly	Grab
Mercury	NA	0.25	µg/l	Monthly	Grab
Chloroform	NA	5	µg/l	Monthly	Grab
Trichlorotrifluoroethane (Freon 113)	NA	5	µg/l	Monthly	Grab
1,4 Dioxane	NA	Monitor	µg/l	Monthly	Grab

Additional Conditions:

1. The discharge rate may not exceed the effective or design treatment system capacity. All monitoring data, engineering submissions and modification requests must be submitted to:

Jason Pelton
Division of Environmental Remediation
NYSDEC
625 Broadway
Albany, New York 12233- 7015
518-402-9870

With a copy sent to:

Regional Water Engineer, Region 1
NYSDEC
SUNY @ Stony Brook
50 Circle Road
Stony Brook, NY 11790-3409

2. Only site generated wastewater is authorized for treatment and discharge.
3. Authorization to discharge is valid only for the period noted above but may be renewed if appropriate. A request for renewal must be received 6 months prior to the expiration date to allow for a review of monitoring data and reassessment of monitoring requirements.
4. Both concentration (mg/l or µg/l) and mass loadings (lbs/day) must be reported to the Department for all parameters except flow and pH.
5. Any use of corrosion/scale inhibitors, biocidal-type compounds, or other water treatment chemicals used in the treatment process must be approved by the department prior to use.
6. This discharge and administration of this discharge must comply with the substantive requirements of 6NYCRR Part 750.

OCTOBER 2022



7 November 2022

Mr. Jason Pelton
New York State Department of Environmental Conservation
Division of Solid & Hazardous Materials
625 Broadway
Albany, NY 12233-7252

**Subject: GROUNDWATER DISCHARGE MONITORING/AIR EMISSION REPORT
GM-38 AREA, NWIRP BETHPAGE, NY; DER SITE # 1-30-003B-OU 2
OCTOBER 2022 REPORTING PERIOD**

Dear Mr. Pelton:

KOMAN Government Solutions, LLC (KGS) is submitting this monthly monitoring report of the groundwater discharge and air emission results for the Groundwater Treatment Plant (GWTP) located at the Former Naval Weapons Industrial Reserve Plant (NWIRP), Bethpage, NY, GM-38 Area. This report was prepared in accordance with GWTP operational requirements for DER Site # 1-30-003B-OU 2, and the SPDES Permit Equivalent # 13003B.

GWTP operational data from 1 October to 31 October 2022 are presented in Attachment A. The plant was down for approximately 7.2 hours during the reporting period as the result of the backwashing of the GAC units and low flow alarms from the advanced oxidation process (AOP) hydrogen peroxide delivery system.

As indicated in Attachment A, all SPDES permitted constituents are in compliance with regulatory guidelines during this reporting period.

Please contact me at 610-400-0636 with any questions or concerns you may have regarding this report.

Sincerely,

KOMAN Government Solutions, LLC

A handwritten signature in black ink that reads 'Robert G. Gregory'.

Robert G. Gregory
Project Manager

Attachment A: Groundwater and Air Sampling Results for October 2022

cc: C. Haas, NYSDEC Region 1
C. Engelhardt, NYSDEC Region 1
J. Pilewski, NYSDEC – Region 1 Water Engineer
K. Granzen, NYSDEC
M. Travis, NYSDEC
J. Sullivan, NYSDOH
G. Ennis, Nassau County Department of Public Works
T. Licata, Town of Oyster Bay
M. Russo, Town of Oyster Bay
S. Sokolowski, NAVFAC Mid-Atlantic
V. Varricchio, NWIRP Bethpage Facilities Management
P. Schauble, KGS
GM-38 Copy

ATTACHMENT A
GROUNDWATER AND AIR SAMPLING RESULTS
OCTOBER 2022

**GM-38 Area Groundwater Remediation
Groundwater Treatment Plant
Naval Weapons Industrial Reserve Plant - Bethpage, NY
Discharge Monitoring Report
October 2022**

SPDES Parameters			October 2022				
Process Stream	Daily Treated Effluent Maximum ⁽¹⁾	Units	RW-1	RW-3	RW-4	Combined Influent (RW-1 + RW-3 + RW-4)	Treated Effluent
Well Depth	N/A	ft	445	530	675	N/A	N/A
Screened Interval	N/A	ft bgs	335-395 410-430	392-412 442-504	570-670	N/A	N/A
Sampling Date	N/A		10/13/22				
Effective Flowrate	1100	GPM	479	0	478	957	977
Total Flow	N/A	gallons	21,177,400	0	21,114,000	42,291,400	43,178,800
pH	5.5 - 8.5	SU	5.67	NS	6.32	5.99	6.93
Chloroform	5	µg/L	0.259 J	NS	ND (1.0)	0.13 J	ND (1.0)
1,1-Dichloroethane	5	µg/L	0.981 J	NS	ND (1.0)	0.49 J	ND (1.0)
1,2-Dichloroethane	0.6	µg/L	ND (1.0)	NS	ND (1.0)	ND (1.0)	ND (1.0)
1,1-Dichloroethene	5	µg/L	0.504 J	NS	1.62 J	1.06 J	ND (1.0)
cis 1,2-Dichloroethene	5	µg/L	3.03 J	NS	1.25 J	2.14 J	ND (1.0)
trans 1,2-Dichloroethene	5	µg/L	ND (1.0)	NS	ND (1.0)	ND (1.0)	ND (1.0)
Tetrachloroethene	5	µg/L	14.4	NS	5.62 J	10.0	ND (1.0)
1,1,1-Trichloroethane	5	µg/L	0.423 J	NS	ND (1.0)	0.21 J	ND (1.0)
Trichloroethene	5	µg/L	51.1	NS	653	351.6	0.225 J
1,1,2-Trichlorotrifluoroethane	5	µg/L	ND (1.0)	NS	4.87 J	2.4 J	ND (1.0)
Vinyl Chloride	2	µg/L	ND (1.0)	NS	ND (1.0)	ND (1.0)	ND (1.0)
1,4-Dioxane - 8270D	1	µg/L	1.8	NS	12	6.9	0.094/0.10 B
1,4-Dioxane - 8270D SIM IDMS	1	µg/L	2.0	NS	13	7.5	0.11/0.10 B
Mercury	0.00025	mg/L	ND (0.00010)	NS	ND (0.00010)	ND (0.00010)	ND (0.00010)
Total Suspended Solids (TSS)	N/A	mg/L	ND (1.0)	NS	ND (1.0)	ND (1.0)	ND (1.0)

Notes:

B - Method blank contamination

J - Estimated result between laboratory method detection limit and reporting limit

ND - Not detected above laboratory method detection limit. Limit of Detection (LOD) given in parentheses.

N/A - Not Applicable

NS - Not Sampled

(1) Wastewater discharge equivalence permit renewed on 18 August 2017. Discharge limits established for 10 years. Chloroform, 1,4-dioxane and 1,1,2-trichlorotrifluoroethane are now monitored under the new permit.

**GM-38 Area Groundwater Remediation
Groundwater Treatment Plant
Naval Weapons Industrial Reserve Plant - Bethpage, NY
Air Sampling Results
October 2022**

DAR Parameters			October 2022	
Process Stream	Units	Discharge Goal ⁽¹⁾	Influent	Effluent
Sampling Date			10/13/22	
Average Flowrate	CFM	N/A	NR	8,016
Total Flow	ft ³	N/A	NR	354,390,976
Total Flow	m ³	N/A	NR	10,035,235
1,2-Dichloroethane	µg/m ³	N/A	ND	1.3 J
cis 1,2-Dichloroethene	µg/m ³	≤ 100,000 ⁽²⁾	27	14
trans 1,2-Dichloroethene	µg/m ³		ND	ND
1,2-Dichloroethene (total)	µg/m ³	≤ 100,000	ND	13
Toluene	µg/m ³	N/A	ND	ND
Total Xylene	µg/m ³	N/A	ND	ND
1,1,2-Trichloroethane	µg/m ³	N/A	ND	ND
Trichloroethene	µg/m ³	≤ 2600	6400	1.5 J
Vinyl Chloride	µg/m ³	≤ 560	ND	ND
Tetrachloroethene	µg/m ³	≤ 5100	150	ND

Notes:

CFM - cubic feet per minute

DAR - Division of Air Resources

J - Estimated result between laboratory method detection limit and reporting limit

N/A - Not Applicable

NR - Not recorded

(1) Discharge goal as approved by NYSDEC's letter dated 31 October 2013.

(2) Discharge goal is for total 1,2-Dichloroethene.

**GM-38 Area Groundwater Remediation
Groundwater Treatment Plant
Naval Weapons Industrial Reserve Plant - Bethpage, NY
Controlled Stack Emissions
October 2022**

DAR Parameters	Units	Discharge Goal ⁽¹⁾	October 2022
Sampling Date			10/13/22
Average Flowrate	CFM	N/A	8,016
Total Flow	ft ³	N/A	354,390,976
Total Flow	m ³	N/A	10,035,235
Trichloroethene	lb/hr	≤ 0.09	0.00004
Vinyl Chloride	lb/hr	≤ 0.02	0.00000
1,2 Dichloroethene	lb/hr	≤ 11	0.00039
1,2-Dichloroethane	lb/hr	N/A	0.00004
Toluene	lb/hr	N/A	0.00000
Total Xylene	lb/hr	N/A	0.00000
1,1,2-Trichloroethane	lb/hr	N/A	0.00000
Tetrachloroethene	lb/hr	≤ 0.18	0.00000

Notes:

CFM - cubic feet per minute

DAR - Division of Air Resources

N/A - Not Applicable

(1) Discharge goal as approved by NYSDEC's letter dated 31 October 2013.

NOVEMBER 2022



12 December 2022

Mr. Jason Pelton
New York State Department of Environmental Conservation
Division of Solid & Hazardous Materials
625 Broadway
Albany, NY 12233-7252

**Subject: GROUNDWATER DISCHARGE MONITORING/AIR EMISSION REPORT
GM-38 AREA, NWIRP BETHPAGE, NY; DER SITE # 1-30-003B-OU 2
NOVEMBER 2022 REPORTING PERIOD**

Dear Mr. Pelton:

KOMAN Government Solutions, LLC (KGS) is submitting this monthly monitoring report of the groundwater discharge and air emission results for the Groundwater Treatment Plant (GWTP) located at the Former Naval Weapons Industrial Reserve Plant (NWIRP), Bethpage, NY, GM-38 Area. This report was prepared in accordance with GWTP operational requirements for DER Site # 1-30-003B-OU 2, and the SPDES Permit Equivalent # 13003B.

GWTP operational data from 1 November to 30 November 2022 are presented in Attachment A. The plant was down for approximately 13.8 hours during the reporting period as the result of the backwashing of the liquid-phase GAC (LGAC) units and the carbon changeout event for the vapor-phase granular activated carbon (VGAC) Unit #1.

As indicated in Attachment A, all SPDES permitted aqueous constituents are in compliance with the established discharge limits, and all stack emissions are in compliance with established discharge goals during the current reporting period.

Please contact me at 610-400-0636 with any questions or concerns you may have regarding this report.

Sincerely,

KOMAN Government Solutions, LLC

A handwritten signature in black ink that reads 'Robert G. Gregory'.

Robert G. Gregory
Project Manager

Attachment A: Groundwater and Air Sampling Results for November 2022

cc: C. Haas, NYSDEC Region 1
C. Engelhardt, NYSDEC Region 1
J. Pilewski, NYSDEC – Region 1 Water Engineer
K. Granzen, NYSDEC
M. Travis, NYSDEC
J. Sullivan, NYSDOH
G. Ennis, Nassau County Department of Public Works
T. Licata, Town of Oyster Bay
M. Russo, Town of Oyster Bay
S. Sokolowski, NAVFAC Mid-Atlantic
V. Varricchio, NWIRP Bethpage Facilities Management
P. Schauble, KGS
GM-38 Copy

ATTACHMENT A
GROUNDWATER AND AIR SAMPLING RESULTS
NOVEMBER 2022

**GM-38 Area Groundwater Remediation
Groundwater Treatment Plant
Naval Weapons Industrial Reserve Plant - Bethpage, NY
Discharge Monitoring Report
November 2022**

SPDES Parameters			November 2022				
Process Stream	Daily Treated Effluent Maximum ⁽¹⁾	Units	RW-1	RW-3	RW-4	Combined Influent (RW-1 + RW-3 + RW-4)	Treated Effluent
Well Depth	N/A	ft	445	530	675	N/A	N/A
Screened Interval	N/A	ft bgs	335-395 410-430	392-412 442-504	570-670	N/A	N/A
Sampling Date	N/A		11/8/22				
Effective Flowrate	1100	GPM	496	0	494	990	1,017
Total Flow	N/A	gallons	21,008,600	0	20,932,200	41,940,800	43,099,700
pH	5.5 - 8.5	SU	5.55	NS	6.28	5.91	6.91
Chloroform	5	µg/L	0.285 J	NS	ND (1.0)	0.14 J	ND (1.0)
1,1-Dichloroethane	5	µg/L	0.879 J	NS	ND (1.0)	0.44 J	ND (1.0)
1,2-Dichloroethane	0.6	µg/L	ND (1.0)	NS	ND (1.0)	ND (1.0)	ND (1.0)
1,1-Dichloroethene	5	µg/L	0.493 J	NS	1.31 J	0.90 J	ND (1.0)
cis 1,2-Dichloroethene	5	µg/L	2.79 J	NS	1.40 J	2.10 J	ND (1.0)
trans 1,2-Dichloroethene	5	µg/L	ND (1.0)	NS	ND (1.0)	ND (1.0)	ND (1.0)
Tetrachloroethene	5	µg/L	14.5	NS	5.39 J	10.0	ND (1.0)
1,1,1-Trichloroethane	5	µg/L	0.301 J	NS	ND (1.0)	0.15 J	ND (1.0)
Trichloroethene	5	µg/L	49.5	NS	646	347.2	ND (1.0)
1,1,2-Trichlorotrifluoroethane	5	µg/L	ND (1.0)	NS	4.76 J	2.4 J	ND (1.0)
Vinyl Chloride	2	µg/L	ND (1.0)	NS	ND (1.0)	ND (1.0)	ND (1.0)
1,4-Dioxane - 8270D	1	µg/L	1.6	NS	11	6.3	0.18
1,4-Dioxane - 8270D SIM IDMS	1	µg/L	1.9	NS	13	7.4	0.23 B/0.060
Mercury	0.00025	mg/L	ND (0.00010)	NS	ND (0.00010)	ND (0.00010)	ND (0.00010)
Total Suspended Solids (TSS)	N/A	mg/L	ND (1.0)	NS	ND (1.0)	ND (1.0)	ND (1.0)

Notes:

B - Method blank contamination

J - Estimated result between laboratory method detection limit and reporting limit

ND - Not detected above laboratory method detection limit. Limit of Detection (LOD) given in parentheses.

N/A - Not Applicable

NS - Not Sampled

(1) Wastewater discharge equivalence permit renewed on 18 August 2017. Discharge limits established for 10 years. Chloroform, 1,4-dioxane and 1,1,2-trichlorotrifluoroethane are now monitored under the new permit.

**GM-38 Area Groundwater Remediation
Groundwater Treatment Plant
Naval Weapons Industrial Reserve Plant - Bethpage, NY
Air Sampling Results
November 2022**

DAR Parameters			November 2022	
Process Stream	Units	Discharge Goal ⁽¹⁾	Influent	Effluent
Sampling Date			11/8/22	
Average Flowrate	CFM	N/A	NR	8,319
Total Flow	ft ³	N/A	NR	352,511,500
Total Flow	m ³	N/A	NR	9,982,014
1,2-Dichloroethane	µg/m ³	N/A	ND	1.7 J
cis 1,2-Dichloroethene	µg/m ³	≤ 100,000 ⁽²⁾	34	25
trans 1,2-Dichloroethene	µg/m ³		ND	ND
1,2-Dichloroethene (total)	µg/m ³	≤ 100,000	34	25
Toluene	µg/m ³	N/A	ND	ND
Total Xylene	µg/m ³	N/A	ND	ND
1,1,2-Trichloroethane	µg/m ³	N/A	ND	ND
Trichloroethene	µg/m ³	≤ 2600	6200	3.2 J
Vinyl Chloride	µg/m ³	≤ 560	ND	ND
Tetrachloroethene	µg/m ³	≤ 5100	160	ND

Notes:

CFM - cubic feet per minute

DAR - Division of Air Resources

J - Estimated result between laboratory method detection limit and reporting limit

N/A - Not Applicable

NR - Not recorded

(1) Discharge goal as approved by NYSDEC's letter dated 31 October 2013.

(2) Discharge goal is for total 1,2-Dichloroethene.

**GM-38 Area Groundwater Remediation
Groundwater Treatment Plant
Naval Weapons Industrial Reserve Plant - Bethpage, NY
Controlled Stack Emissions
November 2022**

DAR Parameters	Units	Discharge Goal ⁽¹⁾	November 2022
Sampling Date			11/8/22
Average Flowrate	CFM	N/A	8,319
Total Flow	ft ³	N/A	352,511,500
Total Flow	m ³	N/A	9,982,014
Trichloroethene	lb/hr	≤ 0.09	0.00010
Vinyl Chloride	lb/hr	≤ 0.02	0.00000
1,2 Dichloroethene	lb/hr	≤ 11	0.00076
1,2-Dichloroethane	lb/hr	N/A	0.00005
Toluene	lb/hr	N/A	0.00000
Total Xylene	lb/hr	N/A	0.00000
1,1,2-Trichloroethane	lb/hr	N/A	0.00000
Tetrachloroethene	lb/hr	≤ 0.18	0.00000

Notes:

CFM - cubic feet per minute

DAR - Division of Air Resources

N/A - Not Applicable

(1) Discharge goal as approved by NYSDEC's letter dated 31 October 2013.

DECEMBER 2022



9 January 2023

Mr. Jason Pelton
New York State Department of Environmental Conservation
Division of Solid & Hazardous Materials
625 Broadway
Albany, NY 12233-7252

**Subject: GROUNDWATER DISCHARGE MONITORING/AIR EMISSION REPORT
GM-38 AREA, NWIRP BETHPAGE, NY; DER SITE # 1-30-003B-OU 2
DECEMBER 2022 REPORTING PERIOD**

Dear Mr. Pelton:

KOMAN Government Solutions, LLC (KGS) is submitting this monthly monitoring report of the groundwater discharge and air emission results for the Groundwater Treatment Plant (GWTP) located at the Former Naval Weapons Industrial Reserve Plant (NWIRP), Bethpage, NY, GM-38 Area. This report was prepared in accordance with GWTP operational requirements for DER Site # 1-30-003B-OU 2, and the SPDES Permit Equivalent # 13003B.

GWTP operational data from 1 December to 31 December 2022 are presented in Attachment A. The plant was down for approximately 2.5 hours during the reporting period as the result of the backwashing of the liquid-phase GAC (LGAC) vessels.

As indicated in Attachment A, all SPDES permitted aqueous constituents are in compliance with the established discharge limits, and all stack emissions are in compliance with established discharge goals during the current reporting period.

Please contact me at 610-400-0636 with any questions or concerns you may have regarding this report.

Sincerely,

KOMAN Government Solutions, LLC

A handwritten signature in black ink that reads 'Robert G. Gregory'.

Robert G. Gregory
Project Manager

Attachment A: Groundwater and Air Sampling Results for December 2022

cc: C. Haas, NYSDEC Region 1
C. Engelhardt, NYSDEC Region 1
J. Pilewski, NYSDEC – Region 1 Water Engineer
K. Granzen, NYSDEC
M. Travis, NYSDEC
J. Sullivan, NYSDOH
G. Ennis, Nassau County Department of Public Works
T. Licata, Town of Oyster Bay
M. Russo, Town of Oyster Bay
S. Sokolowski, NAVFAC Mid-Atlantic
V. Varricchio, NWIRP Bethpage Facilities Management
P. Schauble, KGS
GM-38 Copy

ATTACHMENT A
GROUNDWATER AND AIR SAMPLING RESULTS
DECEMBER 2022

**GM-38 Area Groundwater Remediation
Groundwater Treatment Plant
Naval Weapons Industrial Reserve Plant - Bethpage, NY
Discharge Monitoring Report
December 2022**

SPDES Parameters			December 2022				
Process Stream	Daily Treated Effluent Maximum ⁽¹⁾	Units	RW-1	RW-3	RW-4	Combined Influent (RW-1 + RW-3 + RW-4)	Treated Effluent
Well Depth	N/A	ft	445	530	675	N/A	N/A
Screened Interval	N/A	ft bgs	335-395 410-430	392-412 442-504	570-670	N/A	N/A
Sampling Date	N/A		12/8/22				
Effective Flowrate	1100	GPM	477	0	491	968	1,006
Total Flow	N/A	gallons	21,235,167	0	21,837,667	43,072,833	44,748,933
pH	5.5 - 8.5	SU	5.57	NS	6.30	5.94	6.90
Chloroform	5	µg/L	ND (1.0)	NS	ND (1.0)	ND (1.0)	ND (1.0)
1,1-Dichloroethane	5	µg/L	0.960 J	NS	ND (1.0)	0.47 J	ND (1.0)
1,2-Dichloroethane	0.6	µg/L	ND (1.0)	NS	ND (1.0)	ND (1.0)	ND (1.0)
1,1-Dichloroethene	5	µg/L	0.452 J	NS	1.34 J	0.90 J	ND (1.0)
cis 1,2-Dichloroethene	5	µg/L	2.88 J	NS	1.18 J	2.02 J	ND (1.0)
trans 1,2-Dichloroethene	5	µg/L	ND (1.0)	NS	ND (1.0)	ND (1.0)	ND (1.0)
Tetrachloroethene	5	µg/L	13.6	NS	5.42 J	9.5	ND (1.0)
1,1,1-Trichloroethane	5	µg/L	ND (1.0)	NS	ND (1.0)	ND (1.0)	ND (1.0)
Trichloroethene	5	µg/L	47.9	NS	582	318.7	ND (1.0)
1,1,2-Trichlorotrifluoroethane	5	µg/L	ND (1.0)	NS	5.30 J	2.7 J	ND (1.0)
Vinyl Chloride	2	µg/L	ND (1.0)	NS	ND (1.0)	ND (1.0)	ND (1.0)
1,4-Dioxane - 8270D	1	µg/L	1.6	NS	12	6.9	0.35
Mercury	0.00025	mg/L	ND (0.00010)	NS	ND (0.00010)	ND (0.00010)	ND (0.00010)
Total Suspended Solids (TSS)	N/A	mg/L	ND (1.0)	NS	ND (1.0)	ND (1.0)	ND (1.0)

Notes:

B - Method blank contamination

J - Estimated result between laboratory method detection limit and reporting limit

ND - Not detected above laboratory method detection limit. Limit of Detection (LOD) given in parentheses.

N/A - Not Applicable

NS - Not Sampled

(1) Wastewater discharge equivalence permit renewed on 18 August 2017. Discharge limits established for 10 years. Chloroform, 1,4-dioxane and 1,1,2-trichlorotrifluoroethane are now monitored under the new permit.

**GM-38 Area Groundwater Remediation
Groundwater Treatment Plant
Naval Weapons Industrial Reserve Plant - Bethpage, NY
Air Sampling Results
December 2022**

DAR Parameters			December 2022	
Process Stream	Units	Discharge Goal ⁽¹⁾	Influent	Effluent
Sampling Date			12/8/22	
Average Flowrate	CFM	N/A	NR	8,264
Total Flow	ft ³	N/A	NR	367,652,013
Total Flow	m ³	N/A	NR	10,410,746
1,2-Dichloroethane	µg/m ³	N/A	ND	1.7 J
cis 1,2-Dichloroethene	µg/m ³	≤ 100,000 ⁽²⁾	28	42
trans 1,2-Dichloroethene	µg/m ³		ND	ND
1,2-Dichloroethene (total)	µg/m ³	≤ 100,000	ND	44
Toluene	µg/m ³	N/A	ND	ND
Total Xylene	µg/m ³	N/A	ND	ND
1,1,2-Trichloroethane	µg/m ³	N/A	ND	ND
Trichloroethene	µg/m ³	≤ 2600	6700	1.9 J
Vinyl Chloride	µg/m ³	≤ 560	ND	ND
Tetrachloroethene	µg/m ³	≤ 5100	170	ND

Notes:

CFM - cubic feet per minute

DAR - Division of Air Resources

J - Estimated result between laboratory method detection limit and reporting limit

N/A - Not Applicable

NR - Not recorded

(1) Discharge goal as approved by NYSDEC's letter dated 31 October 2013.

(2) Discharge goal is for total 1,2-Dichloroethene.

**GM-38 Area Groundwater Remediation
Groundwater Treatment Plant
Naval Weapons Industrial Reserve Plant - Bethpage, NY
Controlled Stack Emissions
December 2022**

DAR Parameters	Units	Discharge Goal ⁽¹⁾	December 2022
Sampling Date			12/8/22
Average Flowrate	CFM	N/A	8,264
Total Flow	ft ³	N/A	367,652,013
Total Flow	m ³	N/A	10,410,746
Trichloroethene	lb/hr	≤ 0.09	0.00006
Vinyl Chloride	lb/hr	≤ 0.02	0.00000
1,2 Dichloroethene	lb/hr	≤ 11	0.00136
1,2-Dichloroethane	lb/hr	N/A	0.00005
Toluene	lb/hr	N/A	0.00000
Total Xylene	lb/hr	N/A	0.00000
1,1,2-Trichloroethane	lb/hr	N/A	0.00000
Tetrachloroethene	lb/hr	≤ 0.18	0.00000

Notes:

CFM - cubic feet per minute

DAR - Division of Air Resources

N/A - Not Applicable

(1) Discharge goal as approved by NYSDEC's letter dated 31 October 2013.

APPENDIX B

**NYSDEC AIR DISCHARGE LIMIT
DOCUMENTATION**

New York State Department of Environmental Conservation
Division of Environmental Remediation
Remedial Action Bureau A, 12th Floor
625 Broadway, Albany, New York 12233-7015
Phone: (518) 402-9620 FAX: (518) 402-9022



Joseph Martens
Commissioner

October 31, 2013

Lora Fly
Remedial Program Manager
NAVFAC Mid-Atlantic
Northeast IPT
9742 Maryland Avenue
Norfolk, VA, 23511-3095

RE: Northrop Grumman, Naval Weapons Industrial Reserve Plant (NWIRP) and Grumman Steel Los Sites, NYSDEC Site No.'s I-30-003 A & B.

Dear Ms. Fly:

Tetra Tech NUS Inc., on behalf of the Department of the Navy NAVFAC Midlantic, has submitted an application to remove the GM 38 Area Groundwater Extraction and Treatment system impregnated Xeolite™ resin from the air discharge treatment system. Currently, the air treatment system uses a combined activated carbon with permanganate impregnated resin treatment train. The New York State Department of Environmental Conservation (NYSDEC) has reviewed the Department of the Navy application and concurs with the findings presented.

The routine monitoring, as detailed in Table 1, clearly indicates that vinyl chloride, one of the main contaminants of concern, has diminished to almost non-detect, and discharge concentrations have dropped to below the limit to require air treatment for the other contaminants as well. However, NAVFAC Midlantic is still proposing activated carbon to reduce the other discharge contaminant levels. Therefore, the NYSDEC hereby approves the proposed changes to the GM 38 Area air treatment. The Xeolite™ resin beds will remain in place should reactivation, based on routine monitoring, be required.

If you have any questions in the interim, please contact me at (518)402-9620.

Sincerely,

Steven M. Scharf, P.E.
Project Engineer
Remedial Action Bureau A
Division of Environmental Remediation

EC: J. Swartwout
S. Scharf
W. Parish, Region 1
S. Karpinski, NYSDOH
E. Hannon, NGC
D. Stern, Arcadis
D. Brayack, TTNUS



NOR-01264

November 21, 2011

Mr. Stephen Scharf
New York Department of Environmental Conservation
Division of Environmental Remediation
Bureau of Remedial Action A
625 Broadway, 11th Floor
Albany, New York 12233-7015

Reference: CLEAN Contract No. N62470-08-D-1001
Contract Task Order WE06

Subject: Proposed Modification to Discharge Limits for Off Gas Volatile Organic Compounds (VOCs)
for Air Stripping Tower
GM-38 Offsite Groundwater Treatment Plant,
NWIRP Bethpage, New York

Dear Mr. Scharf:


On behalf of the Navy, please find enclosed a copy of the subject document. This document presents an evaluation of current concentrations of off gas VOCs from the GM-38 groundwater treatment plant air-stripping tower (prior to treatment with granular activated carbon). Maximum emission rates were re-evaluated due to decreasing maximum concentrations of target VOCs in un-treated air stripper AS-1 off gas. In addition, breakthrough of target contaminants (e.g., cis-1,2-dichloroethene) is beginning to occur in the granular activated carbon bed. Maximum emission rates were re-evaluated to provide a determination if breakthrough of contaminants would trigger the need for a replacement of the granular activated carbon bed.

Existing Discharge Goals were established in the "Final Operation, Maintenance and Monitoring Plan for Groundwater Treatment Plant GM-38 Area Groundwater Remediation" prepared by Tetra Tech EC (April 2010). Existing goals were based on emission estimates for a 95% reduction (see Attachment A), instead of being based on the original DAR-1 analysis of air stripper off gas. Emission estimates were calculated using the air stripper design flow rate of 8,000 cubic feet per minute (cfm), and previous contaminant discharge rates in pounds per hour (lb/hr). Original emission estimates are provided in Attachment B.

Proposed Revised Discharge Goals were calculated using an average flow rate of 9,200 cfm, January to March 2011 VOC loading rates (taken from the Quarterly Operations Report First Quarter 2011 from ECOR Federal Services), and the Actual Annual % of Annual Guideline Concentrations (AGCs), taken from the revised DAR-1 Model Output. The revised DAR-1 Model Output is provided in Attachment C. Existing Discharge Goals and Proposed Revised Discharge Goals are compared in tabular format in the first page of the attachment. Proposed Revised Discharge Goals for trichloroethene (TCE) are the same as previous. The proposed limit for tetrachloroethene (PCE) is approximately 10 times the previous limit, and vinyl chloride is approximately 2 times the previous limit. Revised Discharge Goals for 1,2-dichloroethene (goals are the same for cis-1,2-dichloroethene) are 100 times greater than previously established limits. It is recommended that these revised limits replace previous discharge goals, and treatment of air stripper off gas by granular activated carbon is recommended to continue for TCE and PCE, with no treatment required for vinyl chloride and 1,2-dichloroethene.

If you have any questions please contact Ms. Lora Fly, NAVFAC Mid-LANT, at (757) 341-2012.

Sincerely,



David D. Brayack, P.E.
Project Manager

Enclosure: (1) Proposed Modification to Discharge Limits for Off Gas Volatile Organic Compounds
(VOCs) for Air Stripping Tower
GM-38 Offsite Groundwater Treatment Plant

Distribution:

Mid-Lant, Lora Fly
NYSDEC (Albany), Henry Wilkie
NYSDOH (Troy), Steve Karpinski
NAVAIR, Richard Smith
USEPA, Carol Stein
NGC, Kent Smith
Tetra Tech NUS, Dave Brayack
ECOR Solutions, Al Taormina
Administrative Record
Public Repository
Project File

Tetra Tech NUS, Inc.

5700 Lake Wright Drive, Suite 309, Norfolk, VA 23502
Tel 757.461.3768 Fax 757.461.4148 www.ttnus.com

TABLE 1
COMPARISON OF EXISTING DISCHARGE GOALS WITH ACTUAL EMISSIONS AND PROPOSED DISCHARGE GOALS
AIR STRIPPING TOWER GM-38 OFFSITE GROUNDWATER TREATMENT PLANT
NWIRP BETHPAGE, NEW YORK

Chemical	Existing Discharge Goal		Actual January to March 2011 Values (Pre-Off Gas Treatment)		Proposed Revised Discharge Goals based on DAR-1 Analysis	
	Existing Discharge Loading Rate (pounds (lbs)/hour) ⁽¹⁾	Equivalent Existing Discharge Goals (µg/m ³) ⁽²⁾	Actual Jan-Mar 2011 Concentration (µg/m ³) ⁽³⁾	Actual VOC Loading Pre-Off Gas Treatment (lbs/hour) ⁽⁴⁾	Proposed Discharge Loading Rate (lbs/hour) ⁽⁵⁾	Equivalent Proposed Discharge Goal (µg/m ³) ⁽⁵⁾
TCE	0.09	2,600	10,000	0.345	0.09	2,600
PCE	0.02	580	6,800	0.234	0.18	5,100
Vinyl Chloride	0.01	290	76	0.003	0.02	560
1,2-Dichloroethene (total)	0.03	870	750	0.026	11	greater than 100,000

Notes:

⁽¹⁾Existing Discharge Goals are based on the design flow rate of 8,000 cfm. Existing Discharge Goals were taken from the Final Operations and Maintenance Plan for GM-38 Area Groundwater Remediation from Tetra Tech EC. Existing goals were based on emission estimates for a 95% reduction, and not the previous DAR-1 Analysis. Attachment B (provided at the end of this package) provides the original emission estimates.

⁽²⁾Existing Discharge Goals were calculated using the actual flow rate of 9,200 cfm and the existing discharge loading rate in pounds per hour (lb/hr).

⁽³⁾Values were taken from the Quarterly Operations Report First Quarter 2011 from ECOR Federal Services. Values were the maximum effluent concentration in off gas from air stripper stack AS-1 prior to treatment with vapor phase granular activated carbon (GAC), for the months of January, February and March 2011.

⁽⁴⁾Actual VOC Loading was calculated using an average flow rate of 9,200 cfm and the January-March 2011 concentrations. Existing off gas treatment consists of two stage vapor phase GAC followed by potassium permanganate zeolite media to provide additional treatment for vinyl chloride.

⁽⁵⁾Values were calculated using an average flow rate of 9,200 cfm, and the Actual Annual % of the AGCs from the 2011 DAR-1 Model Output to achieve air quality requirements.

ATTACHMENT A
2008 AIR PERMIT SUBMITTAL

New York State Department of Environmental Conservation Air Permit Application



DEC ID									
-									

APPLICATION ID									
-								/	

OFFICE USE ONLY									

Section I - Certification

Title V Certification	
I certify under penalty of law that this document and all attachments were prepared under my direction or supervision in accordance with a system designed to assure that qualified personnel properly gather and evaluate the information submitted. Based on my inquiry of the person or persons directly responsible for gathering the information [required pursuant to 6 NYCRR 201-6.3(d)] I believe the information is, true, accurate and complete. I am aware that there are significant penalties for submitting false information, including the possibility of fines and imprisonment for knowing violations.	
Responsible Official	Title
Signature	Date ____ / ____ / ____

State Facility Certification	
I certify that this facility will be operated in conformance with all provisions of existing regulations.	
Responsible Official	Title
Signature	Date ____ / ____ / ____

Section II - Identification Information

Title V Facility Permit <u>N/A</u>	<input type="checkbox"/> New	<input type="checkbox"/> Significant Modification	<input type="checkbox"/> Administrative Amendment	State Facility Permit <u>N/A</u>	<input type="checkbox"/> New	<input type="checkbox"/> Modification
<input type="checkbox"/> Renewal	<input type="checkbox"/> Minor Modification	General Permit Title: _____		General Permit Title: _____		
<input checked="" type="checkbox"/> Application involves construction of new facility			<input type="checkbox"/> Application involves construction of new emission unit(s)			

Owner/Firm			
Name <u>US Navy/NAVFAC Midlant</u>			
Street Address <u>9742 Maryland Ave, Bldg Z-144</u>			
City <u>Norfolk</u>	State <u>VA</u>	Country <u>US</u>	Zip <u>23511-3095</u>
Owner Classification <input checked="" type="checkbox"/> Federal		<input type="checkbox"/> State <input type="checkbox"/> Municipal	
<input type="checkbox"/> Corporation/Partnership		<input type="checkbox"/> Individual	
Taxpayer ID [] [] [] [] [] [] [] [] [] []			
Facility			<input type="checkbox"/> Confidential
Name <u>Naval Weapons Industrial Reserve Plant (NWIRP) GM-38 Area</u>			
Location Address <u>Bethpage</u>			
<input type="checkbox"/> City / <input checked="" type="checkbox"/> Town / <input type="checkbox"/> Village <u>Oyster Bay, New York</u>			Zip <u>11714</u>
Project Description			<input type="checkbox"/> Continuation Sheet(s)
<u>Air stripping of groundwater to remove VOCs</u>			

Owner/Firm Contact Mailing Address			
Name (Last, First, Middle Initial) <u>Fly, Lora</u>		Phone No. (757)444-0781	
Affiliation <u>Department of the Navy</u>	Title <u>Remedial PM</u>	Fax No. ()	
Street Address <u>9742 Maryland Ave. Bldg Z-144</u>			
City <u>Norfolk</u>	State <u>VA</u>	Country <u>US</u>	Zip <u>23511-3095</u>
Facility Contact Mailing Address			
Name (Last, First, Middle Initial) <u>Same</u>		Phone No. ()	
Affiliation	Title	Fax No. ()	
Street Address			
City	State	Country	Zip

New York State Department of Environmental Conservation
Air Permit Application



DEC ID									
-									

Section III - Facility Information

Classification					
<input type="checkbox"/> Hospital	<input type="checkbox"/> Residential	<input type="checkbox"/> Educational/Institutional	<input type="checkbox"/> Commercial	<input checked="" type="checkbox"/> Industrial	<input type="checkbox"/> Utility

Affected States (Title V Only) N/A					
<input type="checkbox"/> Vermont	<input type="checkbox"/> Massachusetts	<input type="checkbox"/> Rhode Island	<input type="checkbox"/> Pennsylvania	Tribal Land: _____	
<input type="checkbox"/> New Hampshire	<input type="checkbox"/> Connecticut	<input type="checkbox"/> New Jersey	<input type="checkbox"/> Ohio	Tribal Land: _____	

SIC Codes									
9999									

Facility Description		<input type="checkbox"/> Continuation Sheet(s)
Groundwater Remediation by Air Stripping followed by Vapor-Phase GAC for emission control		

Compliance Statements (Title V Only) N/A	
<p>I certify that as of the date of this application the facility is in compliance with all applicable requirements: <input type="checkbox"/> YES <input type="checkbox"/> NO</p> <p>If one or more emission units at the facility are not in compliance with all applicable requirements at the time of signing this application (the 'NO' box must be checked), the noncomplying units must be identified in the "Compliance Plan" block on page 8 of this form along with the compliance plan information required. For all emission units at this facility that are operating <u>in compliance</u> with all applicable requirements complete the following:</p> <ul style="list-style-type: none"> <input type="checkbox"/> This facility will continue to be operated and maintained in such a manner as to assure compliance for the duration of the permit, except those units referenced in the compliance plan portion of Section IV of this application. <input type="checkbox"/> For all emission units, subject to any applicable requirements that will become effective during the term of the permit, this facility will meet all such requirements on a timely basis. <input type="checkbox"/> Compliance certification reports will be submitted at least once a year. Each report will certify compliance status with respect to each requirement, and the method used to determine the status. 	

Facility Applicable Federal Requirements N/A										<input type="checkbox"/> Continuation Sheet(s)
Title	Type	Part	Sub Part	Section	Sub Division	Paragraph	Sub Paragraph	Clause	Sub Clause	
	CERCLA	all substantive requirements								

Facility State Only Requirements										<input type="checkbox"/> Continuation Sheet(s)
Title	Type	Part	Sub Part	Section	Sub Division	Paragraph	Sub Paragraph	Clause	Sub Clause	

New York State Department of Environmental Conservation
Air Permit Application



DEC ID									
-									

Section III - Facility Information (continued)

Facility Compliance Certification										N/A	<input type="checkbox"/> Continuation Sheet(s)
Rule Citation											
Title	Type	Part	Sub Part	Section	Sub Division	Paragraph	Sub Paragraph	Clause	Sub Clause		
<input type="checkbox"/> Applicable Federal Requirement		<input type="checkbox"/> Capping		CAS No.				Contaminant Name			
<input type="checkbox"/> State Only Requirement											
Monitoring Information											
<input type="checkbox"/> Ambient Air Monitoring											
<input type="checkbox"/> Work Practice Involving Specific Operations											
<input type="checkbox"/> Record Keeping/Maintenance Procedures											
Description											
Work Practice		Process Material						Reference Test Method			
Type	Code	Description									
Parameter											
Code			Description						Manufacturer Name/Model No.		
Limit											
Upper			Lower			Code		Limit Units			
								Description			
Averaging Method											
Code		Description			Monitoring Frequency			Reporting Requirements			

Facility Emissions Summary					<input type="checkbox"/> Continuation Sheet(s)	
CAS No.	Contaminant Name	PTE		Actual (lbs/yr)		
		(lbs/yr)	Range Code			
NY075 - 00 - 5	PM-10					
NY075 - 00 - 0	PARTICULATES					
7446 - 09 - 5	SULFUR DIOXIDE					
NY210 - 00 - 0	OXIDES OF NITROGEN					
630 - 08 - 0	CARBON MONOXIDE					
7439 - 92 - 1	LEAD					
NY998 - 00 - 0	VOC	117				
NY100 - 00 - 0	HAP	110				
0079 - 01 - 6	Trichloroethylene	99				
00075 - 01 - 4	Vinyl Chloride	3.7				
00540 - 59 - 0	1,2-Dichloroethylene	7.3				
-	-					
-	-					

New York State Department of Environmental Conservation
Air Permit Application



DEC ID									
-									

Section IV - Emission Unit Information

Emission Unit Description										<input type="checkbox"/> Continuation Sheet(s)
EMISSION UNIT	0	-	0	0	E	U	1			
Air Stripper AS-1 for groundwater remediation, provided with activated carbon for emission control.										
The emission point is stack 00ST-1. The 2-stage VGAC is followed by a 3rd vessel containing a potassium permanganate zeolite media for increased VC capacity.										

Building					<input type="checkbox"/> Continuation Sheet(s)	
Building	Building Name			Length (ft)	Width (ft)	Orientation
BLDG-1	Treatment Plant			75	75	0

Emission Point							<input type="checkbox"/> Continuation Sheet(s)
EMISSION PT.	00ST1						
Ground Elev. (ft)	Height (ft)	Height Above Structure (ft)	Inside Diameter (in)	Exit Temp. (°F)	Cross Section		
90	40	15	36	80	Length (in)	Width (in)	
Exit Velocity (FPS)	Exit Flow (ACFM)	NYTM (E) (KM)	NYTM (N) (KM)	Building	Distance to Property Line (ft)	Date of Removal	
19	8020			BLDG-1	50		
EMISSION PT.							
Ground Elev. (ft)	Height (ft)	Height Above Structure (ft)	Inside Diameter (in)	Exit Temp. (°F)	Cross Section		
					Length (in)	Width (in)	
Exit Velocity (FPS)	Exit Flow (ACFM)	NYTM (E) (KM)	NYTM (N) (KM)	Building	Distance to Property Line (ft)	Date of Removal	

Emission Source/Control								<input type="checkbox"/> Continuation Sheet(s)
Emission Source		Date of Construction	Date of Operation	Date of Removal	Control Type		Manufacturer's Name/Model No.	
ID	Type				Code	Description		
AS-1	I				048	Granular Act. Carbon	Air Stripping Column	
Design Capacity	Design Capacity Units			Waste Feed		Waste Type		
	Code	Description		Code	Description	Code	Description	
Emission Source		Date of Construction	Date of Operation	Date of Removal	Control Type		Manufacturer's Name/Model No.	
ID	Type				Code	Description		
Design Capacity	Design Capacity Units			Waste Feed		Waste Type		
	Code	Description		Code	Description	Code	Description	

New York State Department of Environmental Conservation
Air Permit Application



DEC ID									
-									

Section IV - Emission Unit Information (continued)

Process Information										<input type="checkbox"/> Continuation Sheet(s)	
EMISSION UNIT 0 - 00 E U 1								PROCESS		PR 1	
Description											
The remedial system is air stripping, using a packed column at a groundwater flow rate of 1,100 gpm (plus 100 gpm recycle, for a total of 1,200 gpm). Vapor phase treatment includes the use of 3 vessels, a 2-stage GAC unit, followed by a 3rd vessel containing a potassium permanganate impregnated zeolite for increased VC capacity. Prior to entering the vapor-phase GAC adsorption system, the humidity of the air stripper exhaust is reduced to approximately 50 percent or less to optimize the efficiency of the vapor-phase GAC.											
Air Stripper AS-1: Existing. Type: Vertical, Cylindrical Construction: Aluminum											
Packing: 25-foot Jaeger Tripack. Dimensions: 10.0 ft. Dia x 47 ft. H											
Source Classification Code (SCC)		Total Thruput		Thruput Quantity Units							
		Quantity/Hr	Quantity/Yr	Code	Description						
<input type="checkbox"/> Confidential <input checked="" type="checkbox"/> Operating at Maximum Capacity <input type="checkbox"/> Activity with Insignificant Emissions		Operating Schedule		Building		Floor/Location					
		Hrs/Day	Days/Yr								
		24	365	BLDG-1		Main					
Emission Source/Control Identifier(s)											
AS-1											
EMISSION UNIT -								PROCESS			
Description											
Source Classification Code (SCC)		Total Thruput		Thruput Quantity Units							
		Quantity/Hr	Quantity/Yr	Code	Description						
<input type="checkbox"/> Confidential <input type="checkbox"/> Operating at Maximum Capacity <input type="checkbox"/> Activity with Insignificant Emissions		Operating Schedule		Building		Floor/Location					
		Hrs/Day	Days/Yr								
Emission Source/Control Identifier(s)											

New York State Department of Environmental Conservation
Air Permit Application



DEC ID									
-									

Section IV - Emission Unit Information (continued)

Emission Unit	Emission Point	Process	Emission Source	Emission Unit Applicable Federal Requirements										<input type="checkbox"/> Continuation Sheet(s)	
				Title	Type	Part	Sub Part	Section	Sub Division	Parag.	Sub Parag.	Clause	Sub Clause		
-															
-															
-															
-															

Emission Unit	Emission Point	Process	Emission Source	Emission Unit State Only Requirements										<input type="checkbox"/> Continuation Sheet(s)	
				Title	Type	Part	Sub Part	Section	Sub Division	Parag.	Sub Parag.	Clause	Sub Clause		
-															
-															
-															
-															

Emission Unit Compliance Certification											<input type="checkbox"/> Continuation Sheet(s)
Rule Citation											
Title	Type	Part	Sub Part	Section	Sub Division	Paragraph	Sub Paragraph	Clause	Sub Clause		
6	NYCRR	212									
<input checked="" type="checkbox"/> Applicable Federal Requirement				<input type="checkbox"/> State Only Requirement				<input type="checkbox"/> Capping			
Emission Unit	Emission Point	Process	Emission Source	CAS No.			Contaminant Name				
0-00EU1	00ST1	PR1	AS-1	00079 - 01 - 6			Trichloroethylene				
Monitoring Information											
<input type="checkbox"/> Continuous Emission Monitoring				<input type="checkbox"/> Monitoring of Process or Control Device Parameters as Surrogate							
<input checked="" type="checkbox"/> Intermittent Emission Testing				<input type="checkbox"/> Work Practice Involving Specific Operations							
<input type="checkbox"/> Ambient Air Monitoring				<input type="checkbox"/> Record Keeping/Maintenance Procedures							
Description											
Monthly grab samples analyzed for VOCs from the vapor phase treatment system influent, effluent and two intermediate locations.											
Work Practice		Process Material					Reference Test Method				
Type	Code	Description									
Parameter											
Code		Description					Manufacturer Name/Model No.				
23		Concentration									
Limit				Limit Units							
Upper		Lower		Code	Description						
3,125				255	micrograms per cubic meter						
Averaging Method			Monitoring Frequency			Reporting Requirements					
Code	Description		Code	Description		Code	Description				
01	Instantaneous		05	Monthly		10	Upon Request				

New York State Department of Environmental Conservation
Air Permit Application



DEC ID									
-									

Section IV - Emission Unit Information (continued)

Determination of Non-Applicability (Title V Only) N/A <input type="checkbox"/> Continuation Sheet(s)										
Rule Citation										
Title	Type	Part	Sub Part	Section	Sub Division	Paragraph	Sub Paragraph	Clause	Sub Clause	
Emission Unit	Emission Point	Process	Emission Source			<input type="checkbox"/> Applicable Federal Requirement <input type="checkbox"/> State Only Requirement				
-										
Description										
Rule Citation										
Title	Type	Part	Sub Part	Section	Sub Division	Paragraph	Sub Paragraph	Clause	Sub Clause	
Emission Unit	Emission Point	Process	Emission Source			<input type="checkbox"/> Applicable Federal Requirement <input type="checkbox"/> State Only Requirement				
-										
Description										
Process Emissions Summary <input type="checkbox"/> Continuation Sheet(s)										
EMISSION UNIT	0 - 0 0 E U 1					PROCESS	P	R	1	
CAS No.	Contaminant Name			% Thruput	% Capture	% Control	ERP (lbs/hr)	ERP How Determined		
0079 - 01 - 6	Trichloroethylene					95	1.87	02		
PTE			Standard Units	PTE How Determined		Actual				
(lbs/hr)	(lbs/yr)	(standard units)				(lbs/hr)	(lbs/yr)			
0.09	99			02						
EMISSION UNIT	0 - 0 0 E U 1					PROCESS	P	R	1	
CAS No.	Contaminant Name			% Thruput	% Capture	% Control	ERP (lbs/hr)	ERP How Determined		
00075 - 01 - 4	Vinyl Chloride					95	0.17	03		
PTE			Standard Units	PTE How Determined		Actual				
(lbs/hr)	(lbs/yr)	(standard units)				(lbs/hr)	(lbs/yr)			
0.01	3.7			02						
EMISSION UNIT	0 - 0 0 E U 1					PROCESS	P	R	1	
CAS No.	Contaminant Name			% Thruput	% Capture	% Control	ERP (lbs/hr)	ERP How Determined		
000540 - 59 - 0	1,2-Dichloroethylene					95	0.6	02		
PTE			Standard Units	PTE How Determined		Actual				
(lbs/hr)	(lbs/yr)	(standard units)				(lbs/hr)	(lbs/yr)			
0.03	7.3			02						

New York State Department of Environmental Conservation
Air Permit Application



DEC ID									
-									

Section IV - Emission Unit Information (continued)

EMISSION UNIT		Emission Unit Emissions Summary				<input type="checkbox"/> Continuation Sheet(s)
0	-	0	0	E	U	1
CAS No.		Contaminant Name				
00107- 06 - 2		1,2-Dichloroethane				
ERP (lbs/yr)	PTE Emissions		Actual			
	(lbs/hr)	(lbs/yr)	(lbs/hr)	(lbs/yr)		
13.4	Below Reporting Threshold		BRT			
CAS No.		Contaminant Name				
00108 - 88 - 3		Toluene				
ERP (lbs/yr)	PTE Emissions		Actual			
	(lbs/hr)	(lbs/yr)	(lbs/hr)	(lbs/yr)		
72.7	BRT		BRT			
CAS No.		Contaminant Name				
01330- 20 - 7		Xylene				
ERP (lbs/yr)	PTE Emissions		Actual			
	(lbs/hr)	(lbs/yr)	(lbs/hr)	(lbs/yr)		
77.1	BRT		BRT			
CAS No.		Contaminant Name				
-		1,1,2-Trichloroethane				
ERP (lbs/yr)	PTE Emissions		Actual			
	(lbs/hr)	(lbs/yr)	(lbs/hr)	(lbs/yr)		
	BRT		BRT			

Compliance Plan													<input type="checkbox"/> Continuation Sheet(s)
For any emission units which are <u>not in compliance</u> at the time of permit application, the applicant shall complete the following													
Consent Order			Certified progress reports are to be submitted every 6 months beginning ____ / ____ / ____										
Emission Unit	Process	Emission Source	Applicable Federal Requirement										
			Title	Type	Part	Sub Part	Section	Sub Division	Parag.	Sub Parag.	Clause	Sub Clause	
Remedial Measure / Intermediate Milestones										R/I	Date Scheduled		

New York State Department of Environmental Conservation
Air Permit Application



DEC ID											
-											

Section IV - Emission Unit Information (continued)

Request for Emission Reduction Credits										<input type="checkbox"/> Continuation Sheet(s)	
EMISSION UNIT -											
Emission Reduction Description											
Contaminant Emission Reduction Data											
Baseline Period ____ / ____ / ____ to ____ / ____ / ____						Reduction					
						Date		Method			
						/ /					
CAS No.			Contaminant Name			ERC (lbs/yr)					
						Netting			Offset		
-											
-											
-											
Facility to Use Future Reduction											
Name						APPLICATION ID					
						- / -					
Location Address											
<input type="checkbox"/> City / <input type="checkbox"/> Town / <input type="checkbox"/> Village						State			Zip		

Use of Emission Reduction Credits										<input type="checkbox"/> Continuation Sheet(s)	
EMISSION UNIT -											
Proposed Project Description											
Contaminant Emissions Increase Data											
CAS No.			Contaminant Name			PEP (lbs/yr)					
-											
Statement of Compliance											
<input type="checkbox"/> All facilities under the ownership of this "ownership/firm" are operating in compliance with all applicable requirements and state regulations including any compliance certification requirements under Section 114(a)(3) of the Clean Air Act Amendments of 1990, or are meeting the schedule of a consent order.											
Source of Emission Reduction Credit - Facility											
Name						PERMIT ID					
						- / -					
Location Address											
<input type="checkbox"/> City / <input type="checkbox"/> Town / <input type="checkbox"/> Village						State			Zip		
Emission Unit		CAS No.		Contaminant Name		ERC (lbs/yr)					
						Netting			Offset		
-		-									
-		-									
-		-									



DEC ID									
-									

Supporting Documentation

- P.E. Certification (form attached)
- List of Exempt Activities (form attached)
- Plot Plan
- Methods Used to Determine Compliance (form attached)
- Calculations
- Air Quality Model (____ / ____ / ____)
- Confidentiality Justification
- Ambient Air Monitoring Plan (____ / ____ / ____)
- Stack Test Protocols/Reports (____ / ____ / ____)
- Continuous Emissions Monitoring Plans/QA/QC (____ / ____ / ____)
- MACT Demonstration (____ / ____ / ____)
- Operational Flexibility: Description of Alternative Operating Scenarios and Protocols
- Title IV: Application/Registration
- ERC Quantification (form attached)
- Use of ERC(s) (form attached)
- Baseline Period Demonstration
- Analysis of Contemporaneous Emission Increase/Decrease
- LAER Demonstration (____ / ____ / ____)
- BACT Demonstration (____ / ____ / ____)
- Other Document(s): _____ (____ / ____ / ____)
 _____ (____ / ____ / ____)
 _____ (____ / ____ / ____)
 _____ (____ / ____ / ____)
 _____ (____ / ____ / ____)
 _____ (____ / ____ / ____)
 _____ (____ / ____ / ____)
 _____ (____ / ____ / ____)
 _____ (____ / ____ / ____)
 _____ (____ / ____ / ____)
 _____ (____ / ____ / ____)
 _____ (____ / ____ / ____)

ATTACHMENT B

2008 EMISSION ESTIMATES BASED ON 95% REMOVAL

**ATTACHMENT 1
Emission Estimate**

POTENTIAL EMISSION ESTIMATES,
USED TO DEVELOP 95% REDUCTION
OF EMISSION VALUES AS BASED ON
INFLUENT GROUNDWATER CONCENTRATIONS
(95% REDUCTION OF EMISSION
VALUES ARE PROVIDED
ON PAGE 7 OF THE 2008 AIR
PERMIT APPLICATION PROCESS
EMISSIONS SUMMARY)

Feed Water Flow 1,100 gpm: max or normal
250 m³/hr
Water Flow Including Recycle 1,200 gpm: max or normal
273 m³/hr
Air Flow 8,000 cfm
13,592 m³/hr
A/W vol ratio 50

EXAMPLE EMISSION CALC: Vinyl Chloride
4.8 ug/L x 1000 L/m³ x 250 m³ water/13,623 m³ air = 88 ug/m³

16

Name	CAS Number	Toxicity: H/M/L ²	VOC ³	HAP ⁴	GW Conc. ¹		Effluent Conc. ¹		Uncontrolled Stripper Exhaust							
					Max ug/L	Avg ug/L	Max ug/L	Avg ug/L	Max lb/day	Avg lb/day	Max lb/hr	Avg lb/hr	Max gm/sec	Avg gm/sec	Max ug/m ³	Avg ug/m ³
1,1,1-Trichloroethane (Methyl Chloroform)	00071-55-6	L	No	Yes	3	3.0			0.04	0.04	0.00	0.00	2.08E-04	2.08E-04	55	55
1,1,2-Trichloroethane	00079-00-5	M	Yes	Yes	3.5	0.3			0.05	0.00	0.00	0.00	2.43E-04	2.08E-05	64	6
1,1-Dichloroethane	00075-34-3	L	Yes	Yes	4	0.7			0.05	0.01	0.00	0.00	2.77E-04	4.85E-05	74	13
1,2-Dichloroethane	00107-06-2	M	Yes	Yes	3	1.0	0.3	0.1	0.04	0.01	0.00	0.00	1.87E-04	6.24E-05	55	18
1,1-Dichloroethylene (Vinylidene Chloride)	00075-35-4	M	Yes	Yes	9	1.6			0.12	0.02	0.00	0.00	6.24E-04	1.11E-04	165	29
1,2-Dichloroethylene	00540-59-0	M	Yes	No	1,100	31.5	1.3	0.0	14.51	0.42	0.60	0.02	7.62E-02	2.18E-03	20,219	579
Benzene	00071-43-2	H	Yes	Yes	4	0.1			0.05	0.00	0.00	0.00	2.77E-04	6.94E-06	74	2
Carbon Tetrachloride	00056-23-5	H	Yes	Yes	4	0.1			0.05	0.00	0.00	0.00	2.77E-04	6.94E-06	74	2
Chlorobenzene (Monochlorobenzene)	00108-90-7	M	Yes	Yes	1	0.1			0.01	0.00	0.00	0.00	6.94E-05	6.94E-06	18	2
Chloroform	00067-66-3	M	Yes	Yes	2	0.8			0.03	0.01	0.00	0.00	1.39E-04	5.55E-05	37	15
Methyl Tert Butyl Ether	01634-04-4	M	Yes	Yes	2	0.1			0.03	0.00	0.00	0.00	1.39E-04	6.94E-06	37	2
Tetrachloroethylene	00127-18-4	M	Yes	Yes	900	33.8	0.9	0.0	11.88	0.45	0.49	0.02	6.24E-02	2.34E-03	16,543	621
Toluene	00108-88-3	L	Yes	Yes	15	0.7			0.20	0.01	0.01	0.00	1.04E-03	4.85E-05	276	13
Trichloroethylene	00079-01-6	M	Yes	Yes	3,400	411.5	4.5	0.5	44.86	5.43	1.87	0.23	2.35E-01	2.85E-02	62,494	7,564
Vinyl chloride	00075-01-4	H	Yes	Yes	300	4.8	0.0	0.0	3.96	0.06	0.17	0.00	2.08E-02	3.33E-04	5,514	88
Xylenes	01330-20-7	M	Yes	Yes	16	0.2			0.21	0.00	0.01	0.00	1.11E-03	1.39E-05	294	4
Total VOCs					5,764	487.3	7.0	0.6	76.05	6.43	3.17	0.27				
Total HAPs					4,667	458.8	5.7	0.6	61.57	6.05	2.57	0.25				

Total Uncontrolled VOC 2,347 lb/yr
Total Uncontrolled HAP 2,209 lb/yr

1. Source: "GM-38 Groundwater Remedy Analysis Report", February 2003
2. Source: DAR-1 AGC/SGC Tables, NYSDEC Division of Air Resources, Air Toxics Section, September 10, 2007.
3. Source: 6 NYCRR Part 200.1(cg)
4. Source: 6 NYCRR Part 200.1(ag)

**ATTACHMENT 1
Emission Estimate**

Feed Water Flow 1,100 gpm: max or normal
250 m³/hr
Water Flow Including Recycle 1,200 gpm: max or normal
273 m³/hr
Air Flow 8,000 cfm
13,592 m³/hr
A/W vol ratio 50

Controlled Stripper Exhat

Name	CAS Number	Toxicity: H/M/L ²	VOC ³	HAP ⁴	Control by	Max	Avg	Max	Avg
					GAC	lb/day	lb/day	gm/sec	gm/sec
1,1,1-Trichloroethane (Methyl Chloroform)	00071-55-6	L	No	Yes	95%	0.00	0.00	1.04E-05	1.04E-05
1,1,2-Trichloroethane	00079-00-5	M	Yes	Yes	95%	0.00	0.00	1.21E-05	1.04E-06
1,1-Dichloroethane	00075-34-3	L	Yes	Yes	95%	0.00	0.00	1.39E-05	2.43E-06
1,2-Dichloroethane	00107-06-2	M	Yes	Yes	95%	0.00	0.00	9.36E-06	3.12E-06
1,1-Dichloroethylene (Vinylidene Chloride)	00075-35-4	M	Yes	Yes	95%	0.01	0.00	3.12E-05	5.55E-06
1,2-Dichloroethylene	00540-59-0	M	Yes	No	95%	0.73	0.02	3.81E-03	1.09E-04
Benzene	00071-43-2	H	Yes	Yes	95%	0.00	0.00	1.39E-05	3.47E-07
Carbon Tetrachloride	00056-23-5	H	Yes	Yes	95%	0.00	0.00	1.39E-05	3.47E-07
Chlorobenzene (Monochlorobenzene)	00108-90-7	M	Yes	Yes	95%	0.00	0.00	3.47E-06	3.47E-07
Chloroform	00067-66-3	M	Yes	Yes	95%	0.00	0.00	6.94E-06	2.77E-06
Methyl Tert Butyl Ether	01634-04-4	M	Yes	Yes	95%	0.00	0.00	6.94E-06	3.47E-07
Tetrachloroethylene	00127-18-4	M	Yes	Yes	95%	0.59	0.02	3.12E-03	1.17E-04
Toluene	00108-88-3	L	Yes	Yes	95%	0.01	0.00	5.20E-05	2.43E-06
Trichloroethylene	00079-01-6	M	Yes	Yes	95%	2.24	0.27	1.18E-02	1.43E-03
Vinyl chloride	00075-01-4	H	Yes	Yes	95%	0.20	0.00	1.04E-03	1.66E-05
Xylenes	01330-20-7	M	Yes	Yes	95%	0.01	0.00	5.55E-05	6.94E-07
Total VOCs						3.80	0.32		
Total HAPs						3.08	0.30		
						Total Controlled VOC	117 lb/yr		
						Total Controlled HAP	110 lb/yr		

1. Source: "GM-38 Groundwater Remedy Analysis Report", February 2003
2. Source: DAR-1 AGC/SGC Tables, NYSDEC Division of Air Resources, Air Tox
3. Source: 6 NYCRR Part 200.1(cg)
4. Source: 6 NYCRR Part 200.1(ag)

ATTACHMENT C

2011 DISCHARGE GOALS AND 2011 DAR-1 ANALYSIS

Tetra Tech NUS		STANDARD CALCULATION SHEET	
CLIENT: US CLEAN	FILE No:	BY: SK	PAGE: 1 of 1
SUBJECT: Calculation of Current Discharge Goals GM-38 Area NWIRP Bethpage, New York		CHECKED BY:	DATE: 9/7/2011

1. Purpose:

To calculate current discharge goals for Trichloroethene (TCE), Tetrachloroethene (PCE), Vinyl Chloride, cis 1,2-Dichloroethene, and 1,2-Dichloroethene (total), for treatment of off-gas from the air stripper stack AS-1.

2. Approach:

From the Contaminant Assessment Summary of the DAR-1 Model output for TCE, PCE, Vinyl Chloride, cis 1,2-Dichloroethene, and 1,2-Dichloroethene (total) (see DAR-1 output for analysis inputs), use the Actual Annual % of the Annual Guideline Concentration (AGC), a current average flow rate of 9,200 cubic feet per minute (cfm), and influent chemical emission rates in pounds per hour (lb/hour) and pounds per year (lb/year) to back calculate current discharge goals.

3. Calculation of Current Discharge Goals:

Chemical	Current Actual Annual % of AGC ⁽¹⁾	Current Maximum Concentration (µg/m ³) ⁽²⁾	Current Chemical Emission Rate Prior to Treatment (lb/hour) ⁽³⁾	Current Chemical Emission Rate Prior to Treatment (lb/year) ⁽³⁾	Calculated Discharge Goal (lb/hr) ⁽⁴⁾	Calculated Discharge Goal (lb/year) ⁽⁴⁾	Maximum Allowable Concentration (µg/m ³) ⁽⁴⁾
TCE	390.6	10,000	0.3446	3,019	0.0882	770	2,600
PCE	132.8	6,800	0.2344	2,053	0.1764	1,500	5,100
Vinyl Chloride	13.49	76	0.0026	22.94	0.0194	170	560
cis 1,2-Dichloroethene	0.2322	750	0.0258	226.4	11.13	98,000	320,000
1,2-Dichloroethene (total)	0.2322	750	0.0258	226.4	11.13	98,000	320,000

Notes:

⁽¹⁾Actual Annual % of the AGCs is from the attached DAR-1 Model Output.

⁽²⁾Values were taken from the Quarterly Operations Report First Quarter 2011 (June 2011) from ECOR Federal Services. Values were the maximum effluent concentration in off gas from air stripper stack AS-1 for the months of January, February, and March 2011.

⁽³⁾Chemical Emission Rates were calculated from maximum concentrations and an average flow rate of 9,200 cfm.

⁽⁴⁾Discharge Goals are based on a flow of 9,200 cfm, and calculated from the Actual Annual % of the AGCs from the DAR-1 Model Output to achieve air quality requirements. The summary of additional inputs for this model run is provided in the DAR-1 Model Output. Stack height is 40 feet, and the property line was evaluated at a distance of 50 feet.

BETHPAGE SITE GM-38 OFF-SITE GROUNDWATER AIR STRIPPER STACK EMISSIONS
 DAR-1 MODEL OUTPUT, POINT SOURCE (STACK EMISSIONS) TYPE
 INCLUDES ISCLT MODELING SUMMARY

- I. Summary of Inputs for Model Run to Nearest Property Line (50 feet), worst case scenario (highest contaminant concentrations seen in first quarter 2011 in untreated effluent from Air Stripper AS-1 prior to treatment with granular activated carbon (GAC))

Chemical	CAS No. 00079-01-6 (TCE)	CAS No. 00127-18-4 (PCE)	CAS No. 00075-01-4 (Vinyl Chloride)	CAS No. 00156-59-2 (cis 1,2- Dichloroethene)	CAS No. 00540-59-0 (1,2- Dichloroethene, total)
Emission Rate Prior to Treatment ⁽¹⁾ (lb/hour)	0.3444	0.2342	0.0026	0.0258	0.0258
Emission Rate Prior to Treatment ⁽¹⁾ (lb/year)	3,017	2,052	22.93	226.0	226.0
Maximum Concentration of Untreated Off Gas ($\mu\text{g}/\text{m}^3$) ⁽¹⁾	10,000	6,800	76	750	750
Annual Guideline Concentration (AGC) ($\mu\text{g}/\text{m}^3$)	0.5	1.0	0.11	63	63
Short-term Guideline Concentration (SGC) ($\mu\text{g}/\text{m}^3$)	14,000	1,000	180,000	--	--

HA	Height Above stack/ maximum height of plume (HA, feet)	15
SH	Stack Height/Treatment Building Air Stack (SH, feet)	40
D	Stack Diameter (D, inches)	36
T	Stack Exit Temperature (T, degrees Fahrenheit)	80
V	Stack Exit Velocity (V, ft/sec)	21.69
Q ⁽²⁾	Stack Exit Flow Rate [Q, Actual Cubic Feet per Minute (ACFM)]	9,200
Dpl	Shortest Distance from Source Building (Treatment Building) to Property Line (Dpl, feet) for point sources	50
BW	Building Width (BW, feet) of Source Building (Treatment Building) for point sources	75
BL	Building Length (BL, feet) of Source Building (Treatment Building)	75
Q	Actual Hourly Emission Rate (lbs/hour) for source contaminant	Chemical specific, see above
Qa	Actual Annual Emission Rate (lbs/year) for source contaminant	Chemical specific, see above

⁽¹⁾ Emission rates and maximum concentration values were taken from the Quarterly Operations Report First Quarter (June 2011) as provided by ECOR Services, using January, February, and March 2011 maximum rates of untreated off gas from Air Stripper AS-1 in the

GM-38 Treatment Building. Emission rates are based on continuous operation 24 hours per day, 7 days a week, 52 weeks a year, or approximately 8,760 hours of operation.

⁽²⁾ "Q" is an average value of January and February 2011 monthly flow rates. Effective water and vapor flow rates were reduced during the reporting period of March due to a shutdown of the Treatment Plant on March 23, 2011.

II. Contaminant Assessment Summary of TCE, PCE, Vinyl Chloride, cis 1,2-Dichloroethene, and 1,2-Dichloroethene (total):

CONTAMINANT ASSESSMENT SUMMARY OF DAR-1 ANALYSIS						9/ 8/11
						Page 1
CAS NUMBER	AGC ug/m3	SHORT-TERM	CAVITY	POINT or AREA SOURCE		
		MAXIMUM (Cav. Pt. Area) % OF SGC	ACTUAL ANNUAL % OF AGC	POTENTIAL ANNUAL % OF AGC	ACTUAL ANNUAL % OF AGC	
00075-01-4	0.11000000	0.0005	0.0000	13.3889	13.4948	
00079-01-6	0.50000000	0.7757	0.0000	390.1734	390.6266	
00127-18-4	1.00000000	7.3852	0.0000	132.6635	132.8415	
00156-59-2	63.00000000	0.0000	0.0000	0.2320	0.2322	
00540-59-0	63.00000000	0.0000	0.0000	0.2320	0.2322	
SUMMARY TOTALS		8.1614	0.0000	536.6897	537.4274	

III. Contaminant Impact Summary of TCE, PCE, Vinyl Chloride, cis 1,2-Dichloroethene, and 1,2-Dichloroethene (total):

CONTAMINANT IMPACT SUMMARY OF DAR-1 ANALYSIS						9/ 8/11
						Page 1
CAS NUMBER	AGC ug/m3	SHORT-TERM	CAVITY	POINT or AREA SOURCE		
		MAXIMUM (Cav. Pt. Area) ug/m3	ACTUAL ANNUAL ug/m3	POTENTIAL ANNUAL ug/m3	ACTUAL ANNUAL ug/m3	
00075-01-4	0.11000000	0.81988204	0.00000000	0.01472780	0.01484433	
00079-01-6	0.50000000	108.60282900	0.00000000	1.95086694	1.95113296	
00127-18-4	1.00000000	73.85244750	0.00000000	1.32663476	1.32841504	
00156-59-2	63.00000000	8.13575172	0.00000000	0.14614509	0.14630693	
00540-59-0	63.00000000	8.13575172	0.00000000	0.14614509	0.14630693	

IV. Contaminant Impact Summary Step by Step Menu for TCE:

```

*****
NWIRP BETHPAGE GM-38 AREA          BETHPAGE          OYSTER BAY, NEW
EMISSION POINT =          TOTAL          CAS NUMBER = 00079-01-6          SIC = 0
AGC =          0.500000000 ug/m3          SGC =          14000.000000 ug/m3
STACK: HA= 15., SH= 40., D= 36., T= 80., U= 21.69, q= 9200.00
BUILDING: Dpl= 50., BW= 75., BL= 75., %CONTROL= 0.0000
** Reported Hourly Emission Rate <Q> is equal to          0.344400000 lbs/hour.
** Reported Annual Emission Rate <Qa> is equal to          3017.000000 lbs/year.
II.B. REFINED CAVITY IMPACT METHOD <DAR-1, APPENDIX B>.
II.B.1. Shortest Distance from building to Property Line < 50. feet >
is less than or equal to the cavity length, or 3 building
heights < 75. feet >. Therefore, this building will have
cavity impacts <if they occur> at receptors off plant property.
II.B.2. The largest building dimension < 75. feet > is greater than or
equal to the building height < 25. feet >. Therefore, the
computer will NOT redefine the cavity length.
II.B.3. Stack height < 40. feet > is greater than cavity height
< 38. feet >. Therefore, this source does not contribute to
the buildings cavity impact. The Computer will assume the
CAVITY Annual Impact equals 0.00 ug/m3.
II.C. CAVITY Annual Impact < 0.000 ug/m3 > is less than AGC
< 0.500 ug/m3 >.
III.A. STANDARD POINT SOURCE METHOD <DAR-1, APPENDIX B>.
III.A.1.b. Momentum flux, Fm, is equal to 1000.331 ft<4>/sec<2>.
III.A.1.b. Effective stack height, he, is equal to 51.001 feet.
III.A.2. STANDARD POINT SOURCE Actual Annual Impact is equal
to 2.604 ug/m3 for 8760. hours/year of operation.
III.A.3. STANDARD POINT SOURCE Potential Annual Impact is equal
to 2.601 ug/m3 assuming 8,760 hours/year of operation.
III.A.4.a. Stack height to building height ratio is greater than
1.5, but less than 2.5. Computer will multiply actual
annual & potential annual impacts by 0.75 factor.

```


III.A.5. STANDARD POINT SOURCE Short-Term Impact is calculated below using the DAR-1 SOFTWARE PROGRAM SHORT-TERM METHOD.

III.D. STANDARD POINT SOURCE Actual Annual Impact < 1.953 ug/m3 > is greater than AGC < 0.500 ug/m3 >.

**** Refer to DAR-1 Section III.D.1. A refined site ****
**** specific modeling analysis may be required. ****

III.D. STANDARD POINT SOURCE Potential Annual Impact < 1.951 ug/m3 > is greater than AGC < 0.500 ug/m3 >.

**** Potential Annual Impact is based upon 8760 hours/year ****
**** operation instead of reported 8760. hours/year. ****

2.0 DAR-1 SOFTWARE PROGRAM SHORT-TERM METHOD.
See "Technical Reference for the Screening Procedures of the DAR-1 Software Program, Wade/Sedefian," 1/11/94.

2.2 CAVITY Short-Term Impact is equal to 0.00 ug/m3 as the plume escaped the cavity region: $h_s < 40. \text{ feet} > > h_c < 26. \text{ feet} >$.

II.C. CAVITY Short-Term Impact < 0.000 ug/m3 > is less than SGC < 14000.000 ug/m3 >.

2.3 Momentum flux, F_m , is equal to 1000.331 ft(4)/sec(2).

2.3 Effective stack height, h_e , is equal to 51.001 feet.

2.4 Maximum non-downwash GEP stack Short-Term Impact (CSTP) is equal to 38.826 ug/m3, for $h_s/h_b = 1.60$

2.5 Maximum downwash Short-Term Impact (CSTD) is equal to 129.908 ug/m3, for: $h_s/h_b = 1.60$ and ESH = 51. feet.

2.6 Adjusted maximum downwash Short-Term (CSTD) is equal to 108.603 ug/m3, for: RF = 0.84

III.D. Maximum non-cavity Short-Term Impact (CST: 108.603 ug/m3 > is less than the SGC < 14000.000 ug/m3 > for the point source.

2.7 Maximum Short-Term cavity, point, or area source impact (SHORT-TERM MAXIMUM, (Cav,Pt,Area)) equals 108.603 ug/m3 and is reported in the ANALYSIS MENU. This value is less than the SGC < 14000.000 ug/m3 >.

V. Contaminant Impact Summary Step by Step Menu for PCE:

```

*****
NWIRP BETHPAGE GM-38 AREA          BETHPAGE          OYSTER BAY, MEV
EMISSION POINT =          TOTAL          CAS NUMBER = 00127-18-4          SIC = 0
AGC =          1.000000000 ug/m3          SGC =          1000.000000 ug/m3
STACK: HA=          15., SH=          40., D=          36., T=          80., U=          21.69, q=          9200.00
BUILDING: Dpl=          50., BW=          75., BL=          75., %CONTROL=          0.0000
** Reported Hourly Emission Rate (Q) is equal to          0.234200000 lbs/hour.
** Reported Annual Emission Rate (Qa) is equal to          2052.000000 lbs/year.
II.B. REFINED CAVITY IMPACT METHOD (DAR-1, APPENDIX B).
II.B.1. Shortest Distance from building to Property Line ( 50. feet )
is less than or equal to the cavity length, or 3 building
heights ( 75. feet ). Therefore, this building will have
cavity impacts (if they occur) at receptors off plant property.
II.B.2. The largest building dimension ( 75. feet ) is greater than or
equal to the building height ( 25. feet ). Therefore, the
computer will NOT redefine the cavity length.
II.B.3. Stack height ( 40. feet ) is greater than cavity height
( 38. feet ). Therefore, this source does not contribute to
the buildings cavity impact. The Computer will assume the
CAVITY Annual Impact equals 0.00 ug/m3.
II.C. CAVITY Annual Impact ( 0.000 ug/m3 ) is less than AGC
( 1.000 ug/m3 ).
III.A. STANDARD POINT SOURCE METHOD (DAR-1, APPENDIX B).
III.A.1.b. Momentum flux, Fm, is equal to 1000.331 ft<4>/sec<2>.
III.A.1.b. Effective stack height, he, is equal to 51.001 feet.
III.A.2. STANDARD POINT SOURCE Actual Annual Impact is equal
to 1.771 ug/m3 for 8762. hours/year of operation.
III.A.3. STANDARD POINT SOURCE Potential Annual Impact is equal
to 1.769 ug/m3 assuming 8,760 hours/year of operation.
III.A.4.a. Stack height to building height ratio is greater than
1.5, but less than 2.5. Computer will multiply actual
annual & potential annual impacts by 0.75 factor.

```


III.A.5. STANDARD POINT SOURCE Short-Term Impact is calculated below using the DAR-1 SOFTWARE PROGRAM SHORT-TERM METHOD.

III.D. STANDARD POINT SOURCE Actual Annual Impact (1.328 ug/m3) is greater than AGC (1.000 ug/m3).

**** Refer to DAR-1 Section III.D.1. A refined site specific modeling analysis may be required. ****

III.D. STANDARD POINT SOURCE Potential Annual Impact (1.327 ug/m3) is greater than AGC (1.000 ug/m3).

**** Potential Annual Impact is based upon 8760 hours/year operation instead of reported 8762. hours/year. ****

2.0 DAR-1 SOFTWARE PROGRAM SHORT-TERM METHOD. See "Technical Reference for the Screening Procedures of the DAR-1 Software Program, Wade/Sedefian," 1/11/94.

2.2 CAVITY Short-Term Impact is equal to 0.00 ug/m3 as the plume escaped the cavity region: hc(40. feet) > hc(26. feet).

II.C. CAVITY Short-Term Impact (0.000 ug/m3) is less than SGC (1000.000 ug/m3).

2.3 Momentum Flux, F_m , is equal to 1000.331 ft⁴/sec².

2.3 Effective stack height, h_e , is equal to 51.001 feet.

2.4 Maximum non-downwash GEP stack Short-Term Impact (CSTP) is equal to 26.403 ug/m3, for $h_c/h_b = 1.60$

2.5 Maximum downwash Short-Term Impact (CSTD) is equal to 88.340 ug/m3, for: $h_c/h_b = 1.60$ and ESH = 51. feet.

2.6 Adjusted maximum downwash Short-Term (CSTD) is equal to 73.852 ug/m3, for: RF = 0.84

III.D. Maximum non-cavity Short-Term Impact (CST: 73.852 ug/m3) is less than the SGC (1000.000 ug/m3) for the point source.

2.7 Maximum Short-Term cavity, point, or area source impact (SHORT-TERM MAXIMUM, (Cav,Pt,Area)) equals 73.852 ug/m3 and is reported in the ANALYSIS MENU. This value is less than the SGC (1000.000 ug/m3).

VI. Contaminant Impact Summary Step by Step Menu for Vinyl Chloride:

```

*****
NWIRP BETHPAGE GM-38 AREA          BETHPAGE          OYSTER BAY, NEW
EMISSION POINT =          TOTAL          CAS NUMBER = 00075-01-4          SIC = 0
AGC =          0.110000000 ug/m3          SGC =          180000.000000 ug/m3
STACK: HA=          15., SH=          40., D=          36., I=          80., U=          21.69, q=          9200.00
BUILDING: Dpl=          50., BW=          75., BL=          75., %CONTROL=          0.0000
** Reported Hourly Emission Rate <Q> is equal to          0.002600000 lbs/hour.
** Reported Annual Emission Rate <Qa> is equal to          22.930000 lbs/year.
II.B. REFINED CAVITY IMPACT METHOD <DAR-1, APPENDIX B>.
II.B.1. Shortest Distance from building to Property Line < 50. feet >
is less than or equal to the cavity length, or 3 building
heights < 75. feet >. Therefore, this building will have
cavity impacts <if they occur> at receptors off plant property.
II.B.2. The largest building dimension < 75. feet > is greater than or
equal to the building height < 25. feet >. Therefore, the
computer will NOT redefine the cavity length.
II.B.3. Stack height < 40. feet > is greater than cavity height
< 38. feet >. Therefore, this source does not contribute to
the buildings cavity impact. The Computer will assume the
CAVITY Annual Impact equals 0.00 ug/m3.
II.C. CAVITY Annual Impact < 0.000 ug/m3 > is less than AGC
< 0.110 ug/m3 >.
III.A. STANDARD POINT SOURCE METHOD <DAR-1, APPENDIX B>.
III.A.1.b. Momentum flux, Fm, is equal to 1000.331 ft<4>/sec<2>.
III.A.1.b. Effective stack height, he, is equal to 51.001 feet.
III.A.2. STANDARD POINT SOURCE Actual Annual Impact is equal
to 0.020 ug/m3 for 8819. hours/year of operation.
III.A.3. STANDARD POINT SOURCE Potential Annual Impact is equal
to 0.020 ug/m3 assuming 8,760 hours/year of operation.
III.A.4.a. Stack height to building height ratio is greater than
1.5, but less than 2.5. Computer will multiply actual
annual & potential annual impacts by 0.75 factor.

```


III.A.5. STANDARD POINT SOURCE Short-Term Impact is calculated below using the DAR-1 SOFTWARE PROGRAM SHORT-TERM METHOD.

III.D. STANDARD POINT SOURCE Actual Annual Impact < 0.015 ug/m3 > is less than AGC < 0.110 ug/m3 >.

III.D. STANDARD POINT SOURCE Potential Annual Impact < 0.015 ug/m3 > is less than AGC < 0.110 ug/m3 >.

**** Potential Annual Impact is based upon 8760 hours/year ****
 **** operation instead of reported 8819. hours/year. ****

2.0 DAR-1 SOFTWARE PROGRAM SHORT-TERM METHOD.
 See "Technical Reference for the Screening Procedures of the DAR-1 Software Program, Wade/Sedefian," 1/11/94.

2.2 CAVITY Short-Term Impact is equal to 0.00 ug/m3 as the plume escaped the cavity region: hs< 40. feet > hc< 26. feet >.

II.C. CAVITY Short-Term Impact < 0.000 ug/m3 > is less than SGC < 180000.000 ug/m3 >.

2.3 Momentum flux, F_m , is equal to 1000.331 ft<4>/sec<2>.

2.3 Effective stack height, h_e , is equal to 51.001 feet.

2.4 Maximum non-downwash GEP stack Short-Term Impact (CSTP) is equal to 0.293 ug/m3, for $h_s/h_b = 1.60$

2.5 Maximum downwash Short-Term Impact (CSTD) is equal to 0.981 ug/m3, for: $h_s/h_b = 1.60$ and $ESH = 51. feet.$

2.6 Adjusted maximum downwash Short-Term (CSTD) is equal to 0.820 ug/m3, for: $RF = 0.84$

III.D. Maximum non-cavity Short-Term Impact (CST: 0.820 ug/m3 > is less than the SGC < 180000.000 ug/m3 > for the point source.

2.7 Maximum Short-Term cavity, point, or area source impact (SHORT-TERM MAXIMUM, (Cav,Pt,Area)) equals 0.820 ug/m3 and is reported in the ANALYSIS MENU. This value is less than the SGC < 180000.000 ug/m3 >.

VII. Contaminant Impact Summary Step by Step Menu for cis 1,2-Dichloroethene:

```

*****
NWIRP BETHPAGE GM-38 AREA          BETHPAGE          OYSTER BAY, NEW
EMISSION POINT =          TOTAL          CAS NUMBER = 00156-59-2          SIC = 0
AGC =          63.000000000 ug/m3          SGC =          0.000000 ug/m3
STACK: HA=          15., SH=          40., D=          36., I=          80., U=          21.69, q=          9200.00
BUILDING: Dpl=          50., BW=          75., BL=          75., %CONTROL=          0.0000
** Reported Hourly Emission Rate <Q> is equal to          0.025800000 lbs/hour.
** Reported Annual Emission Rate <Qa> is equal to          226.000000 lbs/year.
II.B. REFINED CAVITY IMPACT METHOD <DAR-1, APPENDIX B>.
II.B.1. Shortest Distance from building to Property Line < 50. feet >
is less than or equal to the cavity length, or 3 building
heights < 75. feet >. Therefore, this building will have
cavity impacts <if they occur> at receptors off plant property.
II.B.2. The largest building dimension < 75. feet > is greater than or
equal to the building height < 25. feet >. Therefore, the
computer will NOT redefine the cavity length.
II.B.3. Stack height < 40. feet > is greater than cavity height
< 38. feet >. Therefore, this source does not contribute to
the buildings cavity impact. The Computer will assume the
CAVITY Annual Impact equals 0.00 ug/m3.
II.C. CAVITY Annual Impact < 0.000 ug/m3 > is less than AGC
< 63.000 ug/m3 >.
III.A. STANDARD POINT SOURCE METHOD <DAR-1, APPENDIX B>.
III.A.1.b. Momentum flux, Fm, is equal to 1000.331 ft<4>/sec<2>.
III.A.1.b. Effective stack height, he, is equal to 51.001 feet.
III.A.2. STANDARD POINT SOURCE Actual Annual Impact is equal
to 0.195 ug/m3 for 8760. hours/year of operation.
III.A.3. STANDARD POINT SOURCE Potential Annual Impact is equal
to 0.195 ug/m3 assuming 8,760 hours/year of operation.
III.A.4.a. Stack height to building height ratio is greater than
1.5, but less than 2.5. Computer will multiply actual
annual & potential annual impacts by 0.75 factor.

```

III.A.5. STANDARD POINT SOURCE Short-Term Impact is calculated below using the DAR-1 SOFTWARE PROGRAM SHORT-TERM METHOD.

III.D. STANDARD POINT SOURCE Actual Annual Impact < 0.146 ug/m3 > is less than AGC < 63.000 ug/m3 >.

III.D. STANDARD POINT SOURCE Potential Annual Impact < 0.146 ug/m3 > is less than AGC < 63.000 ug/m3 >.

**** Potential Annual Impact is based upon 8760 hours/year ****
 **** operation instead of reported 8760. hours/year. ****

2.0 DAR-1 SOFTWARE PROGRAM SHORT-TERM METHOD.
 See 'Technical Reference for the Screening Procedures of the DAR-1 Software Program, Wade/Sedefian,' 1/11/94.

2.2 CAVITY Short-Term Impact is equal to 0.00 ug/m3 as the plume escaped the cavity region: hs(40. feet) > hc(26. feet).

II.C. CAVITY Short-Term Impact is equal to 0.000 ug/m3.
 There is no SGC for this contaminant.

2.3 Momentum flux, Fm, is equal to 1000.331 ft(4)/sec(2).

2.3 Effective stack height, he, is equal to 51.001 feet.

2.4 Maximum non-downwash GEP stack Short-Term Impact (CSTP) is equal to 2.909 ug/m3, for hs/hb = 1.60

2.5 Maximum downwash Short-Term Impact (CSTD) is equal to 9.732 ug/m3, for: hs/hb = 1.60 and ESH = 51. feet.

2.6 Adjusted maximum downwash Short-Term (CSTD) is equal to 8.136 ug/m3, for: RF = 0.84

III.D. Maximum non-cavity Short-Term Impact (CST) equals 8.136 ug/m3 for the point source. There is no SGC for this contaminant.

2.7 Maximum Short-Term cavity, point, or area source impact (SHORT-TERM MAXIMUM, (Cav,Pt,Area)) equals 8.136 ug/m3 and is reported in the ANALYSIS MENU.

VIII. Contaminant Impact Summary Step by Step Menu for 1,2-Dichloroethene (total):

```

*****
NWIRP BETHPAGE GM-38 AREA          BETHPAGE          OYSTER BAY, NEW
EMISSION POINT =          TOTAL          CAS NUMBER = 00540-59-0          SIC = 0
AGC =          63.000000000 ug/m3          SGC =          0.000000 ug/m3
STACK: HA=          15., SH=          40., D=          36., T=          80., U=          21.69, q=          9200.00
BUILDING: Dpl=          50., BW=          75., BL=          75., %CONTROL=          0.0000
** Reported Hourly Emission Rate <Q> is equal to          0.025800000 lbs/hour.
** Reported Annual Emission Rate <Qa> is equal to          226.000000 lbs/year.
II.B. REFINED CAVITY IMPACT METHOD <DAR-1, APPENDIX B>.
II.B.1. Shortest Distance from building to Property Line < 50. feet >
is less than or equal to the cavity length, or 3 building
heights < 75. feet >. Therefore, this building will have
cavity impacts <if they occur> at receptors off plant property.
II.B.2. The largest building dimension < 75. feet > is greater than or
equal to the building height < 25. feet >. Therefore, the
computer will NOT redefine the cavity length.
II.B.3. Stack height < 40. feet > is greater than cavity height
< 38. feet >. Therefore, this source does not contribute to
the buildings cavity impact. The Computer will assume the
CAVITY Annual Impact equals 0.00 ug/m3.
II.C. CAVITY Annual Impact < 0.000 ug/m3 > is less than AGC
< 63.000 ug/m3 >.
III.A. STANDARD POINT SOURCE METHOD <DAR-1, APPENDIX B>.
III.A.1.b. Momentum flux, Pm, is equal to 1000.331 ft<4>/sec<2>.
III.A.1.b. Effective stack height, he, is equal to 51.001 feet.
III.A.2. STANDARD POINT SOURCE Actual Annual Impact is equal
to 0.195 ug/m3 for 8760. hours/year of operation.
III.A.3. STANDARD POINT SOURCE Potential Annual Impact is equal
to 0.195 ug/m3 assuming 8,760 hours/year of operation.
III.A.4.a. Stack height to building height ratio is greater than
1.5, but less than 2.5. Computer will multiply actual
annual & potential annual impacts by 0.75 factor.

```



```

III.A.5. STANDARD POINT SOURCE Short-Term Impact is calculated below
         using the DAR-1 SOFTWARE PROGRAM SHORT-TERM METHOD.

III.D. STANDARD POINT SOURCE Actual Annual Impact < 0.146 ug/m3 > is
         less than AGC < 63.000 ug/m3 >.

III.D. STANDARD POINT SOURCE Potential Annual Impact < 0.146 ug/m3 >
         is less than AGC < 63.000 ug/m3 >.

**** Potential Annual Impact is based upon 8760 hours/year ****
**** operation instead of reported 8760. hours/year. ****

2.0 DAR-1 SOFTWARE PROGRAM SHORT-TERM METHOD.
    See "Technical Reference for the Screening Procedures of the
    DAR-1 Software Program, Wade/Sedefian," 1/11/94.

2.2 CAVITY Short-Term Impact is equal to 0.00 ug/m3 as the plume
     escaped the cavity region: hs< 40. feet > hc< 26. feet >.

II.C. CAVITY Short-Term Impact is equal to 0.000 ug/m3.
      There is no SGC for this contaminant.

2.3 Momentum flux, Fm, is equal to 1000.331 ft<4>/sec<2>.

2.3 Effective stack height, he, is equal to 51.001 feet.

2.4 Maximum non-downwash GEP stack Short-Term Impact <CSTP> is equal
     to 2.909 ug/m3, for hs/hb = 1.60

2.5 Maximum downwash Short-Term Impact <CSTD> is equal
     to 9.732 ug/m3, for: hs/hb = 1.60 and ESH = 51. feet.

2.6 Adjusted maximum downwash Short-Term <CSTD> is equal
     to 8.136 ug/m3, for: RF = 0.84

III.D. Maximum non-cavity Short-Term Impact <CST> equals 8.136 ug/m3
      for the point source. There is no SGC for this contaminant.

2.7 Maximum Short-Term cavity, point, or area source impact
     <SHORT-TERM MAXIMUM, <Cav.Pt.Area>> equals 8.136 ug/m3
     and is reported in the ANALYSIS MENU.

```

IX. AGCs and SGCs for TCE, PCE, Vinyl Chloride, cis 1,2-Dichloroethene, and 1,2-Dichloroethene (total):

AGCs & SGCs				9/ 8/11	
				Page 1	
CAS NUMBER	CONTAMINANT NAME	SGC ug/m3	II O V	AGC ug/m3	II I O O V X CODES
00075-01-4	VINYL CHLORIDE	18000.00000	D	0.110000000	E H U HA
00079-01-6	TRICHLOROETHYLENE	14000.00000	Z	0.500000000	D M O HA
00127-10-4	TETRACHLOROETHYLENE	1000.00000	H	1.000000000	H M O HA
00156-59-2	DICHLOROETHYLENE, cis	0.00000		63.000000000	D M
00540-59-0	DICHLOROETHYLENE, 12	0.00000		63.000000000	D M

X. Contaminant Emissions Summary for TCE, PCE, Vinyl Chloride, cis 1,2-Dichloroethene, and 1,2-Dichloroethene (total):

CONTAMINANT EMISSIONS SUMMARY				9/ 8/11
				Page 1
CAS NUMBER	CONTAMINANT NAME	NUM. OF EPs PER CONTAM.	EMISSIONS (lbs/hour)	EMISSIONS (lbs/year)
00075-01-4	VINYL CHLORIDE	1	0.0026000	22.93000
00079-01-6	TRICHLOROETHYLENE	1	0.3444000	3017.00000
00127-10-4	TETRACHLOROETHYLENE	1	0.2342000	2052.00000
00156-59-2	DICHLOROETHYLENE, cis	1	0.0258000	226.00000
00540-59-0	DICHLOROETHYLENE, 12	1	0.0258000	226.00000
SUMMARY TOTALS		5	0.6328000	5543.93000

XI. Meter Grid Modeling Results for Maximum Annual Concentrations of TCE, within 25 meters:

CONCENTRATIONS x 10 ⁻² (ug/m3) for 00079-01-6													09/08/11
AGC =													13:17:58
TIME	367000.	368000.	369000.	370000.	371000.	372000.	373000.	374000.	375000.	376000.	377000.	378000.	
4511000.	0.04	0.06	0.08	0.14	0.23	0.32	0.41	0.30	0.14	0.10	0.08	0.06	0.05
4510000.	0.03	0.05	0.08	0.13	0.25	0.43	0.60	0.40	0.17	0.12	0.09	0.07	0.06
4509000.	0.02	0.03	0.06	0.11	0.24	0.58	1.01	0.52	0.22	0.14	0.11	0.08	0.06
4508000.	0.02	0.03	0.04	0.06	0.18	0.62	2.16	0.64	0.31	0.19	0.13	0.11	0.09
4507000.	0.02	0.03	0.04	0.06	0.11	0.26	7.27	1.43	0.60	0.34	0.22	0.15	0.12
4506000.	0.03	0.03	0.05	0.07	0.13	0.33	2.58	2.99	1.12	0.51	0.30	0.20	0.14
4505000.	0.03	0.04	0.05	0.08	0.20	0.45	0.94	0.81	0.60	0.45	0.33	0.23	0.16
4504000.	0.03	0.04	0.07	0.12	0.20	0.22	0.47	0.43	0.33	0.27	0.24	0.20	0.16

TOP 100 CONTRIBUTORS TO MAXIMUM CONCENTRATION FOR 00079-01-6							09/08/11
@ UTMN: 373000.							13:17:58
Emission Point	Facility Name (shortened)	EP DIR	Distance to Max.(m)	CONC. ug/m3	Percent of Max.		
TOTAL	NWIRP BETHPAGE GM-38 AREA	SSE	539.	0.727E-01	100.000		
TOTAL OF ALL	1 CONTRIBUTORS			0.727E-01	100.000		

XII. ISCLT Model Run Information, within 25 meters:

```

                                MODEL RUN INFORMATION
                                09/08/11
                                13:17:58

1. Current GRID SPACING equals 1000. meters.
2. Maximum Concentration (flashing) equals 0.0727115273 ug/m3
   @ UTME: 373000. UTMN: 4507000.

3. RUN FILE: TEMP?.RUN
4. METEOROLOGICAL FILE: ALB.MET
5. RUN MODE: URBAN
6. HALF-LIVES: not used to account for pollutant removal from air.
7. BLD. WAKE EFFECTS: AS-1 METHOD, All data KNOWN (hb, hv, hl, orientation)
8. EMISSIONS: ACTUAL ANNUAL EMISSIONS
9. SOURCES: All sources within 25. meters of
   UTME: 373275. UTMN: 4506537.
10. CONTAMINANT CAS NUMBER(s): 00079-01-6
11. EMISSION POINT - CONTAMINANT(s) found by computer: 1
12. No data is being copied to DUMP file.
```

APPENDIX C

FIELD LOGS

FOURTH QUARTER 2022

Date: 12.21.2022



Groundwater Level Measurement Sheet

Project Site: NWIPR Bethpage – GM-38
Location: Bethpage, NY
Field Crew: R.H.

Water Level Meter: Solinst
Weather: Sunny, 38°F, NE 8mph 29.91↑
Time of Low Tide: N/A
Time of High Tide: N/A

Well ID	Time	Depth to Water (Ft.)	Total Depth of Well/ Screened Interval (Ft.)	Comments
RW1-MW1	10:10	36.43	435 / 395 – 435	
RW1-MW2	10:20	38.49	435 / 395 – 435	
RW1-MW3	11:05	30.51	435 / 395 – 435	
RW2-MW1	12:00	41.07	510 / 470 – 510	
RW2-MW2	12:05	40.14	510 / 470 – 510	
RW2-MW3	12:08	39.96	510 / 470 – 510	
RW3-MW1	11:20	39.10	350 / 330 – 350	
RW3-MW2	11:25	40.40	495 / 475 – 495	
RW3-MW3	11:30	40.29	340 / 320 – 340	
RW3-MW4	11:45	39.92	495 / 475 – 495	
TP1	12:40	38.12	470 / 450 – 470	
IW1-MW1	13:00	41.49	470 / 450 – 470	
RW-1	OK			Open vault and check integrity of piping, etc.
RW-3	OK			Open vault and check integrity of piping, etc.

Signature:

Date: 12.21.2022