RETEC

PRE-REMEDIAL DESIGN INVESTIGATION REPORT

for the

Shore Realty Superfund Site
Glenwood Landing, New York

Volume II
Appendix G (1 of 5)

Prepared for:

The Performing Parties Group

Prepared by:

Remediation Technologies, Inc.
9 Pond Lane
Concord, Massachusetts 01742

Project No. 3-1033

July 1993

Table of Contents

	Page
SDG Narrative	1 - 5
ASP Forms	6 - 10
Traffic Reports	11 - 29
Qualifiers	30 - 31
Volatiles Data	32 - 314
Quality Control Summary	
Sample Data	
Standard Data	
Raw Quality Control Data	
Semivolatiles Data	315 - 494
Quality Control Summary	
Sample Data	
Standard Data	
Raw Quality Control Data	
TPHC 310-14 Data	495 - 542
Quality Control Summary	
Sample Data	
Standard Data	
Raw Quality Control Data	
Inorganic Data	543 - 631

SDG Narrative

nytest environmental inc.

SDG Narrative

Login No.: 15897

VOLATILE FRACTION

Surrogates

B-93-2DDL had all recoveries above QC limits. The undiluted sample, B-93-2D had all recoveries within QC limits. All other recoveries met QC criteria.

Matrix Spike/Matrix Spike Duplicate (MS/MSD)

Sample B-93-3D from login 15922 was utilized for the low level soil MS/MSD. All spike recoveries and RPDs were within QC limits. Sample B-93-2D was utilized for the medium level soil MS/MSD. Six (6) spike recoveries and four (4) RPDs were outside the advisory QC limit. Chlorobenzene was not detected in either the MS or MSD.

Method Blanks

Methylene Chloride was detected in VBLKD28 and VBLKM26 at a concentration within QC limits. Methylene Chloride and Acetone were detected in VBLKD26 and VBLKG2 at concentrations within QC limits.

Calibrations

The initial and continuing calibrations passed QC criteria.

Internal Standards

All retention times and area responses were within QC limits.

Samples

Due to the nature of the sample B-93-2D was analyzed as a medium level soil. Target compounds exceeded the calibration range in the sample and it was diluted 1:10 as B-93-2DDL. Due to interferences with 1,4-Difluorobenzene and Chlorobenzene-d5 all TICs were quantitated using Bromochloromethane since it is the nearest internal free of interference for sample B-93-2D. The E qualifier had to be manually edited for Xylene for B-93-2DDL and B-93-2G since formaster does not distinguish between the different allowable limits for the coeluting isomers. All samples were analyzed as per SW846 Method 8240. No further problems were encountered.

nytest environmental inc

SDG Narrative

Log In No.: 15897

SEMIVOLATILE FRACTION

Surrogates
All surrogate recoveries met QC criteria.

Matrix Spike/Matrix Spike Duplicate(MS/MSD)
Sample B-93-2H (1589706) was utilized in the MS/MSD series. Sixteen (16) out of twenty-two (22) spiking recoveries and all RPD met QC criteria.

Method Blank
No target compounds were found. Thirteen (13) TICs were detected.

Calibrations
The initial and continuing calibrations met QC criteria.

Internal Standards
All area responses and retention times met QC criteria.

Samples
Samples were analyzed as per SW846 Method 8270. No analytical problems were encountered.

nytest environmental inc.

SDG Narrative

Log In No.: 15897

TPHC 310-14 FRACTION

Method Blank
No compounds were found.

Samples
Samples were analyzed as per NYSDOH Method 310-14. Kerosene and Gasoline were detected in sample B-93-2E (1589705). In accordance with the methodology, Gasoline was expressed qualitatively. No problems were encountered.

I certify that this data package is in compliance with the terms and conditions of the contract, both technically and for completeness, for other than the conditions detailed above. Release of the data contained in this hardcopy data package has been authorized by the Laboratory Manager or his designee, as verified by the following signature.

Remo Gigante, Exec. VP

ASP Forms

nytest environmental inc.

NEW YORK STATE DEPARTMENT OF ENVIRONMENTAL CONSERVATION

SAMPLE IDENTIFICATION AND
ANALYTICAL REQUIREMENT SUMMARY

Customer Sample Code	Laboratory Sample Code	Analytical requirements					
		VOA GC/MS Method	BNA GC/MS Method	VOA GC Method	PEST PCB Method	METALS	OTHER
B-93-2A	1589701	✓					
B-93-2D	1589702	✓					
B-93-2G	1589703	✓					
B-93-2B	1589704		✓			✓	✓
B-93-2E	1589705		✓			✓	✓
B-93-2H	1589706		✓			✓	✓
B-93-2KT	1589707					✓	
B-93-2KB	1589708					✓	

0000007

nytest environmental inc.

NEW YORK STATE DEPARTMENT OF ENVIRONMENTAL CONSERVATION

SAMPLE PREPARATION AND ANALYSIS SUMMARY
SEMIVOLATILE (BNA)
ANALYSES

Laboratory Sample ID	Matrix	Date Collected	Date Rec'd at Lab	Date Extracted	Date Analyzed
1589704	Soil	2/23/93	2/24/93	3/1/93	3/10/93
1589705	Soil	2/23/93	2/24/93	3/1/93	3/6/93
1589706	Soil	2/23/93	2/24/93	3/1/93	3/10/93

nytest environmental inc.

NEW YORK STATE DEPARTMENT OF ENVIRONMENTAL CONSERVATION

SAMPLE PREPARATION AND ANALYSIS SUMMARY
SEMIVOLATILE (BNA)
ANALYSES

Laboratory Sample ID	Matrix	Analytical Protocol	Extraction Method	Auxillary Cleanup	Dil / Conc Factor
1589704	Soil	SW846	Sonc	As Required	As Required
1589705	Soil	SW846	Sonc	↓	↓
1589706	Soil	SW846	Sonc	↓	↓

0000009

nytest environmental inc.

NEW YORK STATE DEPARTMENT OF ENVIRONMENTAL CONSERVATION

SAMPLE PREPARATION AND ANALYSIS SUMMARY
VOLATILE (VOA)
ANALYSES

Laboratory Sample ID	Matrix	Date Collected	Date Rec'd at Lab	Date Extracted	Date Analyzed
1589701	soil	2/23/93	2/24/93	NA	2/26/93
1589702	↓	↓	↓	↓	3/2/93, 3/3/93
1589703	↓	↓	↓	↓	2/26/93

0000010

Traffic Reports

CHAIN OF CUSTODY RECORD

PROJ. NO.	PROJECT NAME

SAMPLERS: (Signature)

SAMPLE NO.	DATE	TIME	SAMPLE LOCATION	NO. OF CONTAINERS	VOC+15	SVOC+15, N, P, Fe, TPH/GC HYDROCARBON CHARACTERIZATION	Fe ONLY					REMARKS
B-93-2A	2-23-93	10:00	B-93-2A 12' TO 14'	1	X							
B-93-2B		10:05	B-93-2B 12' TO 14'	1		X						
B-93-2D		10:15	B-93-2D 15' TO 17'	1	X							
B-93-2E		10:17	B-93-2E 15' TO 17'	1		X						
B-93-2G		11:05	B-93-2G 19' TO 21'	1	X							
B-93-2H		11:08	B-93-2H 19' TO 21'	1		X						
B-93-2KT		4:00	B-93-2KT 31'	1			X					
B-93-2KB	↓	4:05	B-93-2KB 35'	1			X					

0000012

Relinquished by: (Signature)	Date / Time	Received by: (Signature)	Relinquished by: (Signature)	Date / Time	Received by: (Signature)
[signature]	2-24-93 3:42	[signature]			
Relinquished by: (Signature)	Date / Time	Received by: (Signature)	Relinquished by: (Signature)	Date / Time	Received by: (Signature)
Relinquished by: (Signature)	Date / Time	Received for Laboratory by: (Signature)	Date / Time		
[signature]	2/24 4:00 p.m.	[signature]	2/24/93 4:00 PM		

REMARKS:

REIEC REMEDIATION TECHNOLOGIES INC

REMEDIATION TECHNOLOGIES
Damonmill Square
9 Pond Lane
Concord, MA 01742

NYTEST ENVIRONMENTAL INC.

INTERNAL CHAIN OF CUSTODY

Laboratory Person Breaking Field Seal on Sample Shuttle & Accepting Responsibility for Sample	NAME: Bill Lafont	TITLE: SC	
Client: KETEC	Date Broken 2/24/93	Military Time Seal Broken 1600	
Login #: 15897	Analytical Parameter/Fraction: TP, TKN T8240+15, TOT NIT, FE, NH3, OP, TRN8070+15		

SAMPLE NO.	ALIQUOT/EXTRACT NO.	SAMPLE NO.	ALIQUOT/EXTRACT NO.
15897-01	B-93-2A		
2	B-93-2D		
3	B-93-2G		
4	B-93-2B		
5	B-93-2E		
6	B-93-2H		
7	B-93-2KJ		
8	B-93-2KB		

DATE	TIME	RELINQUISHED BY	RECIEVED BY	PURPOSE OF CHANGE OF CUSTOD
2/11	0900	PRINTED NAME Don Gordon SIGNATURE [illegible]	PRINTED NAME Vito Cosin SIGNATURE [illegible]	C-F-4
2/26	1557	PRINTED NAME Bill Lafont SIGNATURE [illegible]	PRINTED NAME VITO CASEN SIGNATURE [illegible]	T 8240 +15
3/1	0800	PRINTED NAME PAT ALVAREZ SIGNATURE Pat Alvarez	PRINTED NAME Turnbull SIGNATURE [illegible]	FE
3/5	1300	PRINTED NAME Turnbull SIGNATURE [illegible]	PRINTED NAME Don Gordon SIGNATURE [illegible]	STORAGE
3/19	0800	PRINTED NAME Steve Rogers SIGNATURE [illegible]	PRINTED NAME [illegible] SIGNATURE [illegible]	STORAGE
3/22	0900	PRINTED NAME VITO CASEN SIGNATURE [illegible]	PRINTED NAME Don Gordon SIGNATURE [illegible]	STORAGE
		PRINTED NAME SIGNATURE	PRINTED NAME SIGNATURE	
		PRINTED NAME SIGNATURE	PRINTED NAME SIGNATURE	0000013

nytest environmental inc.

IN REFERENCE TO
LAB PROJECT NO. (S): South Shore ROC

TELEPHONE RECORD LOG

DATE OF CALL: 2/24/93

CLIENT NAME : RETEC

CLIENT PHONE NO.:

CLIENT CONTACT: Chris Leutoritz

CALL INITIATED BY: X LABORATORY CLIENT:

IN REFERENCE TO DATA FOR THE FOLLOWING SAMPLE NUMBER (S):

Sample Rec'd 2/24

SUMMARY OF QUESTIONS/ISSUES DISCUSSED:

① No MS/MSD Defined

② Define P, N Hydrocarbon characterization

SUMMARY OF RESOLUTION:

client will advise MS/MSD Sample

N = TKN, NH3 NO2/NO3

P = TP & OP

Hydrocarbon Char. = DOH-14

J. Scopari 2/24/93

SIGNATURE DATE

DISTRIBUTION: (1) LAB FILE COPY, (2) MANAGER'S COPY

0000014

NYTEST ENVIRONMENTAL — GC/MS VOLATILE INJECTION LOG BOOK

DATA FILE	INJ TIME	SAMPLE ID	LAB ID	DATE REC'D	CONDITION	TERMINATOR POSITION	CORROC RECOVERY	INTERFERENCE AREA COUNTS	COMMENTS	ANAL
D4088	0930	Ref/STD					76-114 88-110 86-115			
D4089	0944	VSTD010			5ml5	4				
D4090	1034	VSTD020			"	4				
D4091	1119	VSTD050			"	4				
D4092		Ref/STD								
D4093	1243	Ref/STD #165								
D4094	1251	VSTD010			5ml3	4				
D4095	1335	VSTD020			5ml5	4			5point for new	protocol
D4096	1419	VSTD020			5ml5	4				
D4097	1500	VSTD050	MSQ		5ml5	4				
D4098	1545	VSTD050			5ml5	4				
D4099	1640	VSTD100			5ml5	4				
D4100	1727	VSTD200			5ml5	4				
D4102	1843	Ref/STD					76312 318272 275075			
D4103	1937 ~~2006~~	VSTD050	MSQ		5ml5	4	87, 98, 92	OK	ENDICS	
D4104	2006	VBLKD25			"	4	90, 97, 91	OK		117, 100, 98, 96, 97 ok
D4106	2107	MSD-10	15482-10		"	4	85, 96, 95	OK		120, 102, 100, 99, 102 ok
D4107	2153	MSD-10	15519-10		"	5	88 97 93	1987 283494 253798		
D4108	2244	TB0122	15519-01	1/22	"	6	89 96 91	62454 24510 317132		
D4109	2329	FB0122	15519-08	"	"	7	89 97 93	73339 [illegible] 206171		
D4110	0015	MW-111	15519-01	"	"	8	85 98 94	166364 [illegible] 357070		
D4111	0101	MW-115B	15519-05	"	"	9	89 98 77*	97128 [illegible] 3151	RERUN	
D4112	0147	MW-126	15519-06	"	"	10	91 99 81*	14585 400170 345364	RERUN	
D4113	0233	DUP-2	15519-07	"	"	1	88 98 91	86573 353753 315654		
D4114	0318	MW-115	15519-02	"	"	2	91 98 93	82460 339611 366147		
D4115	0404	MW-115MS	15519-03	"	"	3	90 97 93	43040 338116 361623		
D4116	0450	MW-115MSD	15519-04	"						
~~D4117~~										

000015

NYTEST ENVIRONMENTAL GC/MS VOLATILE INJECTION LOG

DATE 3/2/93 Tues

DATA FILE	INJ TIME	SAMPLE ID	LAB ID	DATE REC'D	CONDITION	ALKMAR POSITION	SURROGATE RECOVERY	INTERNAL STD AREA COUNTS	COMMENTS	ANALYST
D4695	8:28	PerfStd			5 mls					
D4696	8:46	AMTSTD (MSG)			5 mls	4				
D4697	9:58	VSTM050			5 mls	4		72381 284567 308361		
D4698	11:01	"BLK025			5 mls	4	OK	OK		
D4699	11:47	"BLK026			100uL 5 mls	4	OK	OK		
D4700	12:51	T7-5/8-10	1584804	2/19/93	100 uL(4g/10mL)5mls	4	OK	OK	meCl2 30 Toluene 16 acetone 48	B+B 9319744
D4701	13:38	T7-3/15-16	1584808	"	"	5	OK	OK	meCl2 39 acetone 16	"
D4702	14:24	Trip BLK	1587808	2/23/93	5 mls	5	OK	OK		MP 9319673
D4703	15:10	Equip BLK	1587807	"	"	5	OK	OK		"
D4704	1602	FSB1793	1582305	2/17/93	4	5	OK	OK		WWC 9319815
D4705	1701	1587401	HW80222	2/23/93	"	5	OK	OK		Nei 9319668
D4706	17:52	MSB	MSB		100uL/5ml	6	OK	OK		
D4707	18:42	2-ADL	1581028	2/17/93	50uL(4g/10mL)5mls	7	OK	OK	Trichloroethane 880	WWC 9319802
D4708	19:32	B-93-20	1589702	2/24/93	100uL(4g/10mL)5mls	4	OK	OK	4methylpentanone 512 Toluene 370 ethylben 590 xylene 4000	Aerved Tech 9319853
D4709	20:22	B-93-20MS	"	"	"	4	OK	OK	same as above ↑	"
D4710	21:13	B-93-20MSD	"	"	"	10	OK	OK	ethylben 500 xylene 3600	"

0000016

NYTEST ENVIRONMENTAL — GC/MS VOLATILE INJECTION LOG BOOK — DATE 3/3/93 Wed

DATA FILE	INJ TIME	SAMPLE ID	LAB ID	DATE REC'D	CONDITION	[illegible]	[illegible]	SURROGATE RECOVERY	INTERNAL STD AREA COUNTS	COMMENTS	ANALYST
D4711	9:27	Perf Std			5 mls						
D4712	9:45	VSTM050 (MKS)			5 mls		4		83913 348179 290218		
D4713	11:41	VBLKM27			5 mls		4	OK	OK		
D4714	12:27	VBLKD28			100 ml 5 mls		4	OK	OK		
D4715	13:13	23001	1591702	2/26/93	5 mls		4	(64) 87 109	48106 (154307) 214094		NYSDEC 9319828
D4716	13:57	"	"	"	"		4	OK	OK		"
D4717	14:52	Trip Blank	1586408	2/22/93	5 mls		4	OK	OK		B+B 9319747
D4718	15:39	FB 2-18-93	1586407	"	"		4	OK	OK		"
D4719	16:45	04A222	1588401	2/23/93	5 mls		4	OK	OK		WWC 9319848
D4720	17:31	04B222	1588402	"	"		5	OK	OK	Trichloro 100	"
D4721	18:30	09A222	1588403	"	"		6	OK	OK		"
D4722	19:16	09B222	1588404	"	"		7	OK	OK		"
D4723	20:01	B-93-20 DL	1589702	2/24/93	10 ml (4g/10ml) 5 mls		8	OK	OK	4methyl 24 ethyl xylene 350 Toluene 24 39	Servad Tech 9319853
D4724	20:47	B-93 20 MSD	1589702	"	100 ml (4g/10ml) 5 mls		9	OK	OK	4methyl 210 ethyl xylene Toluene 240 340 2500	" "

00000017

NYTEST ENVIRONMENTAL GC/MS VOLATILE INJECTION LOG BOOK

DATE 02/16/93

DATA FILE	INJ TIME	SAMPLE ID	LAB ID	DATE REC'D	CONDITION	pH	TEKMAR POSITION	SURROGATE RECOVERY	INTERNAL STD AREA COUNTS	COMMENTS	ANALYST
60939	0836	perf.std.	L#686	area - 376607			1	55-135 70-130			BR
60940	0923	TBA/MTBE STD			25 mls		11				changed filament ?
60941	1018	VSTD010			2.5 ms		11		712169		check with the voltmeter, Alarm was OK. BR
60942	1145	VBLCC35			"		11	112,102	796252		
60943	1237	T.R.IP.BLC	15745-23	02/09/93	"	6	11	86,81	605527		SADEnv.
60944	1321	1680 Carb	1574501	"	"	6	11	102,97	708726		"
60945	1408	1680 Eff	1574502	"	"	6	11	105,95	698165		"
60946	1500	1674 Carb	1574503	"	"	5	11	121,106	640189		- changed my mind after last one run
60947	1543	1674 Eff	1574504	"	"	5	11	112,101	622169		"
											"
60948	1648	Perf. Std.	L#				1				
60949	1770	TBA/MTBE STD			25 mls		11		598161		
60950	1802	VSTD010			"		11		554986		
60951	1940	VBLCC36			"		11	92,94	588815		
60952	2039	4SG Carb	1574505	2/9	"	5	12	101,96	508993		
60953	2121	4SG Final	1574506	"	"	6	13	100,96	526100		
60954	2204	8SG Carb	1574507	"	"	6	14	104,100	525140		
60955	2245	8SG Final	1574508	"	"	5	15	110,102	511483		
60956	2328	10SG Carb	1574509	"	"	5	16	117,104	513270		
60957	0012	10SG Final	1574510	"	"	6	1	112,104	529220		
60958		Perf. Std.	L#								
60960	0139	Perf. Std.	L#1329				2				
60961	0222	VSTD010 - 1080			5g/5mg		3				
60962		VSTD010			"		11				
60963	0349	VSTD020			"		5				
60964		VSTD020			"		6				
60965	0515	VSTD050			"		7				
60966		VSTD050			"		8				
60967	0641	VSTD100			"		9				
	0720	VSTD100					10				

NYTEST ENVIRONMENTAL

GC/MS VOLATILE INJECTION LOG BOOK

DATA FILE	INJ TIME	SAMPLE ID	LAB ID	DATE REC'D	CONDITION	EKMAR POSITION	SURROGATE RECOVERY	INTERNAL STD AREA COUNTS	COMMENTS	ANALYST
						1				Bc
F1218	0857	perf. std	LH689	0100 150002		1		622353 287957 [illegible]		
F1219	0931	VSTD050	-MSG #5		5g/5mcg	1	101, 103, 92	OK		
F1220	1032	VBLK2			"	1	104, 102, 90	OK		Remediation Tech.
F1221	1112	MSB			"	1	104, 105, 92	OK		"
F1222	1152	B-93-3A	1592201	2/26/93	"	1	103, 104, 90	OK		"
F1223	1230	B-93-3C	1592205	"	"	1	103, 103, 94	OK		"
F1224	1306	B-93-3D	1592202	"	"	1	104, 101, 91	OK		"
F1225	1350	B-93-3DMS	1592203	"	"	1	105, 103, 86	OK		"
F1226	1431	B-93-3DMSD	1592204	"						
						1				
61227	1510	Perf. std.	LH		25ng	11		707144		
61228	1543	VSTD010			"	1	87, 91	730105		
61229	1710	VBLK3			"	51	116, 105	677340		BKM SYST.
61230	1811	TRIP BLANK	1588512	2/23	"	51	85, 88	619310		"
61231	1904	FB-2/23	1588511	"	"	51	94, 92	608345		"
61232	1949	SA2-MW-3	1588501	"	"	62	32, 114	762190	benzene - 0-XYL - 98 - return DL	"
61233	2030	SA2-MW-5	1588502	"	"	63	112, 106	937099	0-XYL - 2 Naphthalene - 139 + not at DL	"
61234	2121	SA2-MW-2	1588503	"	"	64	107, 114	845194		"
61235	2208	SA24-MW1	1588501	"	"	65	106, 110	916648		"
61236	2254	SA2-MW4	1588508							
61237		Dummy								
61238		Dummy								

0100019

NYTEST ENVIRONMENTAL

GC/MS VOLATILE INJECTION LOG BOOK

DATA FILE	INJ TIME	SAMPLE ID	LAB ID	DATE REC'D	CONDITION	pH	TEKMAR POSITION	SURROGATE RECOVERY	INTERNAL STD AREA COUNTS	COMMENTS
M0125	108	220 BFB								
M0126 ✓	131	VSTD010			5/5ak					
M0127	204	VSTD010			"					
M0128	238	VSTD020			"					
M0129 ✓	311	VSTD020			"					
M0130 ✓	345	VSTD050			"					
M0131	419	VSTD050			"					
M0132 ✓	453	VSTD100			"					
M0133	526	VSTD100			"					
M0134 ✓	559	VSTD200			"					
M0135	633	VSTD 200			"					

0000020

2/26/93

NYTEST ENVIRONMENTAL — GC/MS VOLATILE INJECTION LOG BOOK

DATA FILE	INJ TIME	SAMPLE ID	LAB ID	DATE REC'D	CONDITION	EKMAR POSITION	SURROGATE RECOVERY	INTERNAL STD AREA COUNTS	COMMENTS	ANALYST
M0198	1429	226 BFB							Perf. STD. OK	OLSON
M0199 ✓	1504	VSTD050			5s/5mins			4669104 2260157 1374267		
M0200 ✓	1613	VBLK M26			"		94, 100, 101	OK		OLSON
M0201	1713	41	1590101	2/24/93	"		96, 100, 101	OK		OLSON
M0202	1746	42	1590102	"	"		95, 101, 104	OK		OLSON
M0203	1820	43	1590103	"	"		95, 99, 104	OK		OLSON
M0204	1854	44	1590104	"	"		95, 96, 101	OK		OLSON
M0205	1928	P40	1590105	"	"		95, 102, 103	OK		OLSON
M0206	2001	C40	1590106	"	"		96, 102, 101	OK		OLSON
M0207 ✓	2035	B-93 2/25/93	1587701	"	"		96, 102, 106	OK		OLSON
M0208 ✓	2108	B-93-26	1587703	"	"		95, 102, 101	OK	~~M-2 Xylene 35L~~ 10 2/19	OLSON
										OLSON
										OLSON

NYTEST ENVIRONMENTAL INC. EXTRACTION LOG BOOK

DATE 3/1/93

DATE REC'D	CLIENT NAME	CLIENT # ID	NYTEST # ID	MATRIX	INT. VOL	FINAL VOL.	pH	ANALYSIS REQUESTED	TOTAL SURR.	TOTAL MS / MSD	# CH2CL2	SURR.	COMMENTS	EXT.	WITNESS PH / SU	CONC. B	DOWN	EXT.
1 2/24	Remediation	B932B	15897-04	soil	30g	1ml	7.10	TBA 270+25	0.5ml		32282	1209375 KD	ASP Cat B					
2		[redacted]	[redacted]-05			"	7.07											
3		B932H	[redacted]-06			"	6.40											
4		"	[redacted]-07			"	6.4			0.5ml								
5		"	[redacted]-08			"	6.4			0.5ml								
6		—	15897-QC			"	5			0.5ml								
7		—	" -BL			"	5											
8		—	" -BL2			"	5						NEI					
2/24/93	Ransom	N3002SSDMG	15898-03	soil	30g	"	7.07	TBN 270	0.5ml									
10		N3002SSWW	-04			"	7.15											
11		N3002SSNW	-05			"	7.42											
12		N3002SSDMG	-06			10ml	7.23						SAMPLE 1 U THICK AND ONLY FINAL VOL IS 10ml					
13 2/25/93	W CC	SB112A	15904-01	Soil	30g		8.4	NJ BN	0.5ml		32282	1209375 KD	NJ CLP I, GPC					
14 "	"	SB112B	-02	"	"		8.1	"	"		"	"						
15 "	"	SB115A	-03	"	"		7.8	"	"		"	"						
16 "	"	SB115B	-04	"	"		7.9	"	"		"	"						
17 "	"	SB26A	-05	"	"		7.7	"	"		"	"						
18 "	"	SB130A	-06	"	"		7.4	"	"		"	"						
19 "	"	SB130B	-07	"	"		7.6	"	"		"	"						
20 2/25/93	W CC	SB111A	15910-01	"	"		7.8	"	"		"	"	NJ CLP II					
21 "	"	SB111B	-02	"	"		7.6	"	"		"	"						
22 "	"	SB114A	-03	"	"		5.9	"	"		"	"						
23 "	"	SB114B	-04	"	"		5.6	"	"		"	"						
24 "	"	SB128A	-05	"	"		6.7	"	"		"	"						
25 "	"	SB128AMS	-06MS	"	"		6.7	"	"	0.5ml	"	"						
26 "	"	SB128AMSD	-07MSD	"	"		6.7	"	"	"	"	"						
27 "	"	SB128B	-08	"	"		6.9	"	"		"	"						
28 "	"	Blank	-BL1	"	"		5.0	"	"		"	"						
29 "	"	Blank	-BL2	"	"		5.0	"	"		"	"						
30 "	"	QC	-QC	"	"		5.0	"	"	0.5ml	"	"						
31																		
32																		
33																		
34																		
35																		
36																		
37																		
38																		
39																		
40																		

Allen 3/1/93

Rajio 3/3/93

Lithers 3/9/93

Tessy Sanchez 3/1/93

Thomas Adamowicz 3/1/93.

03/02/93

3/3/93

0000022

15897

NYTEST ENVIRONMENTAL INC. DATE 1/25/93 GC-MS SEMIVOLATILE

MAINTENANCE: Changed Septum, liner, cut Column

DATA FILE	TIME	NEI / CLIENT ID	MISCELLANEOUS	COMMENTS	ANALYST
H9844	14:24	0125DFTH1	Perform. Std, DFTPP, 50ng/2ul	ok	Sima
H9845	15:18	SSTD020	Working Std, 20NG/2ul		
H9846	16:09	SSTD050	working Std, 50 NG/2ul		
H9847	17:00	SSTD080	working Std, 80 NG/2ul	Five pt ok for 8270 CLP3/90 8-ASP 92	
H9848	17:51	SSTD120	working Std, 120 NG/2ul		
H9849	18:42	SSTD160	Working Std, 160 NG/2ul		
H9850	19:33	SSTD020	working Std, 20 NG/2ul		
H9851	20:24	SSTD050	working Std, 50 NG/2ul		
H9852	21:15	SSTD080	working Std, 80 NG/2ul		
H9853	22:06	SSTD120	Working Std, 120 NG/2ul		
H9854	22:57	SSTD160	Working Std, 160 NG/2ul		
H9855	23:44	0125DFTH2	Perform. Std, DFTPP, 50NG/2ul		
H9856	23:57	0125DFTH2	Perform. Std, DFTPP, 50NG/2ul		
H9857	0:15	SSTD020	Working Std, 20 NG/2ul		
H9858	1:06	SSTD020	working Std, 20 NG/2ul		
H9859	1:58	SSTD020	working Std, 20 NG/2ul		
H9860	2:49	SSTD020	working Std, 20 NG/2ul		
H9861	3:40	SSTD020	working Std, 20 NG/2ul		

0000023

YTE ENV NM AL DATE 06/03 GC-MS SEMI-VOLATILE

MAINTENANCE: changed liner, oring, septum, & cut column.

DATA FILE	TIME	NEI / CLIENT ID	MISCELLANEOUS	COMMENTS	ANALYST
H0639	15:33	0306DFTH1	PERF STD, DFTPP, CONC = 50NG/2uL	OK ASP/91	QD
H0640	15:51	SSTD050	Working STANDARD, BNA, CONC = 50NG/2UL	Pass	
H0641	17:14	1589705, B-93-2	BN+15, REM, L, S, 30, 1, D1, 7018, R02/24, E03/1	ok	
H0642	18:03	1551507, HA-33-4	BNA, SoxhoID, L, S, 30, 0.5, D1, 7008, R01/22, E01/26	ok	
H0643	18:54	1551508, HA-43-4	BNA, SoxhoID, L, S, 30, 0.5, D1, 7005, R01/22, E01/26	ok	
H0644	19:44	1551509, HA-55-6	BNA, SoxhoID, L, S, 30, 0.5, D1, 7009, R01/22, E01/26	ok	
H0645	20:34	1552403, S-3	BNA, NJDEPE, L, S, 30, 0.5, D1, 7015, R01/22, E01/26	3 IS OUT	
H0646	21:24	1552404, S-4	BNA, NJDEPE, L, S, 30, 5, D10, 7011, R01/22, E01/26	3 IS OUT	
H0647	22:14	1552405, S-5	BNA, NJDEPE, L, S, 30, 0.5, D1, 7015, R01/22, E01/26	3 IS OUT	
H0648	23:04	1552406, S-6	BNA, NJDEPE, L, S, 30, 0.5, D1, 7013, R01/22, E01/26	3 IS OUT	
H0649	23:54	1552407, S-7	BNA, NJDEPE, L, S, 30, 0.5, D1, 7016, R01/22, E01/26	3 IS OUT	
H0650	0:44	1552408, S-8	BNA, NJDEPE, L, S, 30, 5, D10, 7007, R01/22, E01/26	2 IS OUT	
H0651	1:35	1552409, S-9	BNA, NJDEPE, L, S, 30, 0.5, D1, 7021, R01/22, E01/26	1 IS OUT	
H0652	2:25	1589803, N3002-SS-DMB	BN+15, RANS, L, S, 30, 1, D20, 7023, R02/24, E03/01	1 IS OUT	
H0653	3:14	1589804, N3002-SS-NW	BN+15, RANS, L, S, 30, 1, D1, 7021, R02/24, E03/01	1 IS OUT	
H0654	4:04	1589805, N3002-SS-NW	BN+15, RANS, L, S, 30, 1, D1, 7018, R02/24, E03/01	outside 12 Hrs	
H0655	4:55	1589806, N3002-SS-DMB	BN+15, RANS, L, S, 30, 10, D200, 7028, R02/24, E03/01	outside 12 Hrs	

Transferred 7/6/93 DU

NEI
SEMI - VOL
SKS 8/8/93

00000024

83

NYTEST ENVIRONMENTAL INC. DATE

MAINTENANCE: [illegible]

DATA FILE	TIME	NEI / CLIENT ID	MISCELLANEOUS	COMMENTS	ANALYST
H0678	9:03	0309DFTH1	PERF. STD, DFTPP, CONC = 50NG/2ul	Pass	DU
H0679	9:23	SSTD050	WORKING STD, BNA, CONC = 50NG/2ul	Fail	
H0680	10:17	SSTD050	WORKING STD, BNA, CONC = 50NG/2ul	Fail	
H0681	11:16	0309DFTH2	PERF. STD, DFTPP, CONC = 50NG/2ul	Pass	
H0682	11:35	SSTD050	WORKING STD, BNA, CONC = 50NG/2ul	Fail	
H0683	12:27	SSTD050	WORKING STD, BNA, CONC = 50NG/2ul	Fail	
H0684	13:11	0309DFTH3	PERF. STD, DFTPP, CONC = 50NG/2ul	OK Pass	Transferred 3/11/93 DJ
H0685	13:30	SSTD050	WORKING STD, BNA, CONC = 50NG/2ul	Fail	
H0686	14:21	SSTD050	WORKING STD, CONC = 50NG/2ul	Pass	
H0687	15:13	1552407, S-7RE	BNA, NJDEPE, L, S, 30, 0.5, , %16, R1/22, E4/26, GPC	2 IS out	
H0688	16:03	1552410, S-10RE	BNA, NJDEPE, L, S, 30, 0.5, D5, %10, R1/22, E1/26, GPC	1 IS out	
H0689	16:52	1552411, S-11RE	BNA, NJDEPE, L, S, 30, 0.5, D40, %12, R1/22, E1/26, GPC	surrogates not found	
H0690	17:42	SBLK06	BNA, , L, S, 30, 0.5, , , , E2/28, GPC	OK	
H0691	18:31	SBLK08	BNA, , L, S, 30, 1, , , , E03/01	OK	
H0692	19:21	1550729, 027RE	BNA, LANGAN, L, S, 30, .5, D2, %12, R1/21, E2/28, GPC	1 IS out	
H0693	20:10	1550729, 027RE	BNA, LANGAN, L, S, 30, .5, D2, %12, R1/21, E2/28, GPC	1 IS out	
H0694	21:00	1550730, 027MSRE	BNA, LANGAN, L, S, 30, .5, D2, %12, R1/21, E2/28, GPC	1 IS out	
H0695	21:56	1550731, 027MSDRE	BNA, LANGAN, L, S, 30, .5, D2, %12, R1/21, E2/28, GPC	1 IS out	
H0696	22:45	MSB	BNA, LANGAN, L, S, 30, .5, , , , E2/28, GPC	OK	
H0697	23:34	INST BLK	BNA, , , , , , , , , , E3/04, GPC	~~1 IS out~~ DU OK	
H0698	0:24	SBLK07	BNA, , L, S, 30, 0.5, D1, , , E2/28, GPC	1 IS out	
H0699	1:08	0309DFTH4	PERF. STD, DFTPP, CONC = 50NG/2ul	NOT USED	QD
H0700	1:22	0309DFTH5	PERF. STD, DFTPP, CONC = 50NG/2ul	PASS 8270	
H0701	1:41	SSTD050	WORKING STD, BNA, CONC = 50NG/2ul	NOT USED	
H0702	2:31	SSTD050	WORKING STD, BNA, CONC = 50NG/2ul.	PASS, CHECKED BY SIMA	
H0703	3:20	SBLK09	BNA, , L, S, 30, 1, , , , E03/01	OK	
H0704	4:10	1589704, B-93-2B	BN+15, REM, L, S, 30, 1, , %05, R2/4, E03/01	OK	

N. . EST L. VIRO. .MENT AL INC. DA. L ___/___/___ GC-MS SEMIVOLATILE

MAINTENANCE: 03/09/93

DATA FILE	TIME	NEI / CLIENT ID	MISCELLANEOUS	COMMENTS	ANALYST
H0705	4:59	1589706, B-93-2H	BN+15, REM, L, S, 30, 1, .%17, R02/24, E03/01	1 IS OUT	QD
H0706	5:48	1589706, B-93-2HMS	BN+15, REM, L, S, 30, 1, .%17, R02/24, E03/01	OK	↓
H0707	6:38	1589706, B-93-2HMSD	BN+15, REM, L, S, 30, 1, .%17, R02/24, E03/01	OK	↓
H0708	9:07	1589706, B-93-2H	BN+15, REM, L, S, 30, 1, .%17, R02/24, E03/01	OK	↓

00000026

Sequence File : C:\2700\DATA1\365.seq
Created by : on : 3/2/93 13:17
Edited by : on : 3/2/93 16:12
Number Of Times Edited : 4

Sequence File Header Information:

Study Name :
Segment Interface : YES
Number of Cycles : 60
Instrument Type : PE AutoSystem GC with Built In Autosampler
Injection Type : SINGLE

Sequence Sample Descriptions

rcle	Sample Name	Sample Number	Site	Rack	Vial	Sample Amount	ISTD Amount	Inj. Volume	Dil. Factor	Mult	Divisor	Addend	Inst File	Output Device
3/2/93 1	HEX	HEX	A	1	1	1.000	1.000	1.000	1.000	1.000	1.000	0.000	fprint	LPT1:
2	GASOLINE 100 NG/UL	GASOLINE	A	1	2	1.000	1.000	1.000	1.000	1.000	1.000	0.000	fprint	LPT1:
3	GASOLINE 200 NG/UL	GASOLINE	A	1	3	1.000	1.000	1.000	1.000	1.000	1.000	0.000	fprint	LPT1:
4	GASOLINE 300 NG/UL	GASOLINE	A	1	4	1.000	1.000	1.000	1.000	1.000	1.000	0.000	fprint	LPT1:
5	GASOLINE 400 NG/UL	GASOLINE	A	1	5	1.000	1.000	1.000	1.000	1.000	1.000	0.000	fprint	LPT1:
6	GASOLINE 500 NG/U	GASOLINE	A	1	6	1.000	1.000	1.000	1.000	1.000	1.000	0.000	fprint	LPT1:
7	KEROSENE 400 NG\UL		A	1	7	1.000	1.000	1.000	1.000	1.000	1.000	0.000	fprint	LPT1:
8	#2 FUEL OIL 400 NG\		A	1	8	1.000	1.000	1.000	1.000	1.000	1.000	0.000	fprint	LPT1:
9	SAE-30 1000 NG/UL		A	1	9	1.000	1.000	1.000	1.000	1.000	1.000	0.000	fprint	LPT1:
10	HEX		A	1	10	1.000	1.000	1.000	1.000	1.000	1.000	0.000	fprint	LPT1:
11	HEX		A	1	11	1.000	1.000	1.000	1.000	1.000	1.000	0.000	fprint	LPT1:
3/3 12	10W-40 1000 NG\UL		A	1	12	1.000	1.000	1.000	1.000	1.000	1.000	0.000	fprint	LPT1:
13	HEX		A	1	13	1.000	1.000	1.000	1.000	1.000	1.000	0.000	fprint	LPT1:
14	HEX /BLANK 4g/ml		A	1	14	1.000	1.000	1.000	1.000	1.000	1.000	0.000	fprint	LPT1:
15	15892-01	WTS-11	A	1	15	1.000	1.000	1.000	1.000	1.000	1.000	0.000	fprint	LPT1:
16	15892-02	ETS-11	A	1	16	1.000	1.000	1.000	1.000	1.000	1.000	0.000	fprint	LPT1:
17	15892-03	ETN-11	A	1	17	1.000	1.000	1.000	1.000	1.000	1.000	0.000	fprint	LPT1:
18	15892-04	WTN-11	A	1	18	1.000	1.000	1.000	1.000	1.000	1.000	0.000	fprint	LPT1:
19	15892-05	DISP-12	A	1	19	1.000	1.000	1.000	1.000	1.000	1.000	0.000	fprint	LPT1:
20	HEX	HEX	A	1	20	1.000	1.000	1.000	1.000	1.000	1.000	0.000	fprint	LPT1:
21	15897-04	B-93-2B	A	1	21	1.000	1.000	1.000	1.000	1.000	1.000	0.000	fprint	LPT1:
22	15897-05	B-92-2E	A	1	22	1.000	1.000	1.000	1.000	1.000	1.000	0.000	fprint	LPT1:
23	15897-06	B-92-2H	A	1	23	1.000	1.000	1.000	1.000	1.000	1.000	0.000	fprint	LPT1:
24	HEX	HEX	A	1	24	1.000	1.000	1.000	1.000	1.000	1.000	0.000	fprint	LPT1:
25	15898-01	N3002-SSEW	A	1	25	1.000	1.000	1.000	1.000	1.000	1.000	0.000	fprint	LPT1:
26	15898-02	N3002-SSSW	A	1	26	1.000	1.000	1.000	1.000	1.000	1.000	0.000	fprint	LPT1:
27	HEX	HEX	A	1	27	1.000	1.000	1.000	1.000	1.000	1.000	0.000	fprint	LPT1:
28	15898-03	N3002-SSDM	A	1	28	1.000	1.000	1.000	1.000	1.000	1.000	0.000	fprint	LPT1:
29	15898-04	N3002-SSWW	A	1	29	1.000	1.000	1.000	1.000	1.000	1.000	0.000	fprint	LPT1:
30	15898-05	N3002-SSNW	A	1	30	1.000	1.000	1.000	1.000	1.000	1.000	0.000	fprint	LPT1:
31	HEX	HEX	A	1	31	1.000	1.000	1.000	1.000	1.000	1.000	0.000	fprint	LPT1:
32	15922-06	B-93-3B	A	1	32	1.000	1.000	1.000	1.000	1.000	1.000	0.000	fprint	LPT1:
33	15922-07	B-93-3E	A	1	33	1.000	1.000	1.000	1.000	1.000	1.000	0.000	fprint	LPT1:
34	15922-08	B-93-3EMS	A	1	34	1.000	1.000	1.000	1.000	1.000	1.000	0.000	fprint	LPT1:
35	15922-09	B-93-3EMSD	A	1	35	1.000	1.000	1.000	1.000	1.000	1.000	0.000	fprint	LPT1:
36	15922-10	B-93-3H	A	1	36	1.000	1.000	1.000	1.000	1.000	1.000	0.000	fprint	LPT1:
3/4/93 37	HEX	HEX	A	1	37	1.000	1.000	1.000	1.000	1.000	1.000	0.000	fprint	LPT1:
38	15922-MSB	MSB	A	1	38	1.000	1.000	1.000	1.000	1.000	1.000	0.000	fprint	LPT1:
39	15892-05 1:5 Dil		A	1	39	1.000	1.000	1.000	1.000	1.000	1.000	0.000	fprint	LPT1:
40			A	1	40	1.000	1.000	1.000	1.000	1.000	1.000	0.000	fprint	LPT1:
41			A	1	41	1.000	1.000	1.000	1.000	1.000	1.000	0.000	fprint	LPT1:
42			A	1	42	1.000	1.000	1.000	1.000	1.000	1.000	0.000	fprint	LPT1:
43			A	1	43	1.000	1.000	1.000	1.000	1.000	1.000	0.000	fprint	LPT1:
44			A	1	44	1.000	1.000	1.000	1.000	1.000	1.000	0.000	fprint	LPT1:
45			A	1	45	1.000	1.000	1.000	1.000	1.000	1.000	0.000	fprint	LPT1:
46			A	1	46	1.000	1.000	1.000	1.000	1.000	1.000	0.000	fprint	LPT1:
47			A	1	47	1.000	1.000	1.000	1.000	1.000	1.000	0.000	fprint	LPT1:
48			A	1	48	1.000	1.000	1.000	1.000	1.000	1.000	0.000	fprint	LPT1:
49			A	1	49	1.000	1.000	1.000	1.000	1.000	1.000	0.000	fprint	LPT1:
50			A	1	50	1.000	1.000	1.000	1.000	1.000	1.000	0.000	fprint	LPT1:
51			A	1	51	1.000	1.000	1.000	1.000	1.000	1.000	0.000	fprint	LPT1:
52			A	1	52	1.000	1.000	1.000	1.000	1.000	1.000	0.000	fprint	LPT1:
53			A	1	53	1.000	1.000	1.000	1.000	1.000	1.000	0.000	fprint	LPT1:
54			A	1	54	1.000	1.000	1.000	1.000	1.000	1.000	0.000	fprint	LPT1:
55			A	1	55	1.000	1.000	1.000	1.000	1.000	1.000	0.000	fprint	LPT1:
56			A	1	56	1.000	1.000	1.000	1.000	1.000	1.000	0.000	fprint	LPT1:
57			A	1	57	1.000	1.000	1.000	1.000	1.000	1.000	0.000	fprint	LPT1:
58			A	1	58	1.000	1.000	1.000	1.000	1.000	1.000	0.000	fprint	LPT1:
59			A	1	59	1.000	1.000	1.000	1.000	1.000	1.000	0.000	fprint	LPT1:
60			A	1	0	1.000	1.000	1.000	1.000	1.000	1.000	0.000	fprint	LPT1:

NYTEST ENVIRONMENTAL INC.
PEST/PCB/GC-VOA ANALYSIS LOG BOOK

INSTRUMENT ID: PE3 COLUMN (1): DB-5 COLUMN (2): _____ ID: .53 mm

INITIAL CALIBRATION DATE: 03/02/93 SEQUENCE FILE: 365/DATA1, FID METHOD: 8015

DATE	TIME	FILE I.D.	LAB I.D.	SAMPLE I.D.	ul	INITIAL FINAL	STD. BATCH #/DILUTION FACTOR/COMMENTS	CLIENT/ CASE #
03/--/93		365001	HEXANE	HEXANE	1ul			
	15:49 AM	002	GASOLINE 100 NG/UL				5 POIN INITIAL CALIBRATION	
	16:42	003	GASOLINE 200 NG/UL					
	17:35	004	" 300 NG/UL					
	18:27	005	" 400 NG/UL					
	19:20	006	" 500 NG/UL					
	20:12	007	KEROSENE 400 NG/UL					
	21:04	008	#2 FUEL OIL 400 NG/UL					
	21:56	009	SA-30 1000 NG/UL ;(LUBRICA. OIL)					
		010	HEXANE	HEXANE				03/04/
		011	HEXANE	HEXANE				
03/05/93	12:33 AM	012	10W-40 1000 NG/UL					
	01:26	013	HEXANE	HEXANE	(Method Blank)			
	02:18	014	HEXANE	HEXANE				
	03:12	015	15892-01	WTS-11		4g/10ml	WOODWARD-CLYDE 02/24/93	
	04:06	016	15892-02	ETS-11				
	04:58	017	15892-03	ETN-11				
	05:53	018	15892-04	WTN-11				
	06:45	019	15892-05	DISP-12	1ul			
	07:38 AM	020	HEXANE	HEXANE				
	08:30	021	15897-04	B-93-2B	1ul	4g/10ml	REMEDIATION TECH. 02/24/93	
	09:23	022	15897-05	B-92-2E		4g/10ml		
	12:30	023	15897-06	B-92-2H		4g/10ml		
		024	HEXANE	HEXANE				
	14:15	025	15898-01	N3002-SSEW			RANSON E. 02/24/93	
		026	15898-02	N3002-SSSW				
		027	HEXANE	HEXANE				
		028	15898-04	N3002-SSWW				

GC CONDITIONS: INJECTOR TEMPERATURE: DETECTOR TEMP.: MAKE UP GAS

CARRIER GAS: OVEN TEMPERATURE & RATE:

INSTRUMENT MAINTENANCE:

NYTEST ENVIRONMENTAL INC.
PEST/PCB/GC-VOA ANALYSIS LOG BOOK

INSTRUMENT ID PE-3 /FID COLUMN (1) DB-5 COLUMN (2) _____ ID: .53 mm

INITIAL CALIBRATION DATE: 03/02/93 SEQUENCE FILE: 365/DATA1 /FID METHOD: 8015

DATE	TIME	FILE I.D.	LAB I.D.	SAMPLE I.D.	ul	INITIAL FINAL	STD. BATCH #/DILUTION FACTOR/COMMENTS	CLIENT/ CASE #
03/03	17:48	365 029	15898-04	N3002-SSWW	1ul			
	18:43	030	15898-05	N3002-SSNW				
	19:35	031	HEXANE	HEXANE				
	20:28	032	15922-06	B-93-3B		4g/10ml		
	21:21	033	15922-07	B-93-3E				
	22:13	034	15922-08	B-93-3EMS			REMEDIATION TECH. 02/26/93	
	23:06	035	15922-09	B-93-3EMSD			SPIKE CONCENTRATION = 400 NG/UL	
	23:58	036	15922-10	B-93-3H				
03/04/93	12:51 AM	037	HEXANE	HEXANE				
	01:44	038	15922 MSB	MSB			SPIKE CONCENTRATION = 400 NG/UL	
03/04/93	02:36	039	15892-05	DISP-12		1:5 DILUTION	100/500 ul	WW-clyde 02/24/93
							M. Delpate	

GC CONDITIONS: INJECTOR TEMPERATURE: DETECTOR TEMP.: MAKE UP GAS

CARRIER GAS: OVEN TEMPERATURE & RATE:

INSTRUMENT MAINTENANCE:

Qualifiers

nytest environmental inc.

Method Qualifiers for Organic CLP Methodologies

Q Qualifier - Specified entries and their meanings as follows:

U - Indicates compound was analyzed for but was not detected. The sample quantitation limit is corrected for dilutions and for the moisture content for soil samples. If a sample extract can not be concentrated to the protocol - specific volume, this fact is also accounted for in reporting the sample quantitation limit. The number is the minimum detected limits for the sample.

J - Indicates an estimated value. The flag is used either when estimating concentration for tentatively identified compounds where a 1:1 response is assumed, or when the mass spectral data indicates the presence of a compound that meets the identification criteria but the result is less than the sample quantitation limit but greater than zero.

N - Indicates presumptive evidence of a compound. This flag is used only for tentatively identified compounds, where the identification is based on a mass spectral library search. It is applied to all TIC results. For generic characterization of a TIC, such as chlorinated hydrocarbon, the N code is not used.

P - This flag is used for a pesticide/Aroclor target analyte when there is greater than 25% difference for detected concentrations between the two GC columns. The lower of the two values is reported on Form I and flagged with a "P".

C - This flag applies to pesticide results where the identification has been successfully confirmed.

B - This flag is used when the analyte is found in the associated blank as well as the sample. It indicates possible/probable blank contamination and warns the data user to take appropriate action. This flag is used for a TIC as well as for a positively identified target compound.

E - This flag identifies compounds whose concentrations exceeded the calibration range of the GC/MS instrument for that specific analysis.

D - This flag identifies all compounds identified in an analysis at a secondary dilution factor.

A - This flag indicates that a TIC is a suspected aldol-condensation product.

Volatile Data

Quality Control Summary

2B

SOIL VOLATILE SURROGATE RECOVERY

Lab Name: NYTEST ENV INC Contract: 9319853

Lab Code: NYTEST Case No.: 15922 SAS No.: _____ SDG No.: _____

Level:(low/med) LOW

	EPA SAMPLE NO.	S1 (TOL)#	S2 (BFB)#	S3 (DCE)#	OTHER	TOT OUT
~~01~~	~~B-93-3A~~	~~105~~	~~92~~	~~104~~	~~0~~	~~0~~
02	B-93-3D	103	94	103	0	0
~~03~~	~~B-93-3G~~	~~104~~	~~90~~	~~103~~	~~0~~	~~0~~
~~04~~	~~MSB~~	~~102~~	~~90~~	~~104~~	~~0~~	~~0~~
05	B-93-3DMS	101	91	104	0	0
06	B-93-3DMSD	103	86	105	0	0
07	VBLKG2	103	92	101	0	0

	QC LIMITS
S1 (TOL) = Toluene-d8	(81-117)
S2 (BFB) = Bromofluorobenzene	(74-121)
S3 (DCE) = 1,2-Dichloroethane-d4	(70-121)

Column to be used to flag recovery values

* Values outside of contract required QC limits

D Surrogates diluted out

0000034

FORM II VOA-2 1/87 Rev.

2B

SOIL VOLATILE SURROGATE RECOVERY

Lab Name: NYTEST ENV INC Contract: 9319853

Lab Code: NYTEST Case No.: 15897 SAS No.: _____ SDG No.: _____

Level:(low/med) MED

	EPA SAMPLE NO.	S1 (TOL)#	S2 (BFB)#	S3 (DCE)#	OTHER	TOT OUT
01	B-93-2D	104	103	104	0	0
02	B-93-2DDL	170 *	188 *	134 *	0	3
03	B-93-2DMS	108	110	108	0	0
04	B-93-2DMSD	92	89	88	0	0
05	VBLKD26	102	101	98	0	0
06	VBLKD28	96	99	92	0	0

	QC LIMITS
S1 (TOL) = Toluene-d8	(81-117)
S2 (BFB) = Bromofluorobenzene	(74-121)
S3 (DCE) = 1,2-Dichloroethane-d4	(70-121)

Column to be used to flag recovery values

* Values outside of contract required QC limits

D Surrogates diluted out

0000035

3B

SOIL VOLATILE MATRIX SPIKE/MATRIX SPIKE DUPLICATE RECOVERY

Lab Name: NYTEST ENV INC Contract: 9319853

Lab Code: NYTEST Case No.: 15922 SAS No.: _____ SDG No.: _____

Matrix Spike - EPA Sample No.: B-93-3D Level:(low/med) LOW

COMPOUND	SPIKE ADDED (ug/Kg)	SAMPLE CONCENTRATION (ug/Kg)	MS CONCENTRATION (ug/Kg)	MS % REC #	QC LIMITS REC.
1,1-Dichloroethene	64.1	0	53.1	83	59-172
Trichloroethene	64.1	0	59.2	92	62-137
Benzene	64.1	5.70	62.5	89	66-142
Toluene	64.1	2.68	65.9	99	59-139
Chlorobenzene	64.1	0	66.0	103	60-133

COMPOUND	SPIKE ADDED (ug/Kg)	MSD CONCENTRATION (ug/Kg)	MSD % REC #	% RPD #	QC LIMITS RPD	QC LIMITS REC.
1,1-Dichloroethene	64.1	49.0	76	9	22	59-172
Trichloroethene	64.1	49.0	76	19	24	62-137
Benzene	64.1	58.9	83	7	21	66-142
Toluene	64.1	58.3	87	13	21	59-139
Chlorobenzene	64.1	56.5	88	16	21	60-133

Column to be used to flag recovery and RPD values with an asterisk

* Values outside of QC limits

RPD: 0 out of 5 outside limits
Spike Recovery: 0 out of 10 outside limits

COMMENTS: REMEDIATION TECH.,B-93-3D/15922-02,REC'D 2/26/93
5G/5MLS,INST.G

0000036

3B

SOIL VOLATILE MATRIX SPIKE/MATRIX SPIKE DUPLICATE RECOVERY

Lab Name: NYTEST ENV INC Contract: 9319853

Lab Code: NYTEST Case No.: 15897 SAS No.: _____ SDG No.: _____

Matrix Spike - EPA Sample No.: B-93-2D Level:(low/med) MED

COMPOUND	SPIKE ADDED (ug/Kg)	SAMPLE CONCENTRATION (ug/Kg)	MS CONCENTRATION (ug/Kg)	MS % REC #	QC LIMITS REC.
1,1-Dichloroethene	7720	0	6140	80	59-172
Trichloroethene	7720	0	6310	82	62-137
Benzene	7720	0	7170	93	66-142
Toluene	7720	57100	63400	82	59-139
Chlorobenzene	7720	0	0	0 *	60-133

COMPOUND	SPIKE ADDED (ug/Kg)	MSD CONCENTRATION (ug/Kg)	MSD % REC #	% RPD #	QC LIMITS RPD	QC LIMITS REC.
1,1-Dichloroethene	7720	4250	55 *	37 *	22	59-172
Trichloroethene	7720	4550	59 *	33 *	24	62-137
Benzene	7720	4830	63 *	38 *	21	66-142
Toluene	7720	36700	-264 *	-380 *	21	59-139
Chlorobenzene	7720	0	0 *	0	21	60-133

Column to be used to flag recovery and RPD values with an asterisk

* Values outside of QC limits

RPD: 4 out of 5 outside limits
Spike Recovery: 6 out of 10 outside limits

COMMENTS: REMEDIATION TECH.,B-93-2D/15897-02,REC'D 2/24/93
100UL(4G/10MLS)/5MLS,INST.D

0000037

4A

VOLATILE METHOD BLANK SUMMARY

Lab Name: NYTEST ENV INC Contract: 9319853

Lab Code: NYTEST Case No.: 15897 SAS No.: _____ SDG No.: _____

Lab File ID: D4699 Lab Sample ID: VBLKD26

Date Analyzed: 03/02/93 Time Analyzed: 1147

Matrix: (soil/water) SOIL Level:(low/med) MED

Instrument ID: FIN_D

THIS METHOD BLANK APPLIES TO THE FOLLOWING SAMPLES, MS AND MSD:

	EPA SAMPLE NO.	LAB SAMPLE ID	LAB FILE ID	TIME ANALYZED
01	B-93-2D	1589702	D4708	1932
02	B-93-2DMS	1589702	D4709	2022

COMMENTS: VBLKD26
100UL/5ML,INST D

0000038

FORM IV VOA 1/87 Rev.

4A

VOLATILE METHOD BLANK SUMMARY

Lab Name: NYTEST ENV INC Contract: [illegible]

Lab Code: NYTEST Case No.: 15897 SAS No.: SDG No.:

Lab File ID: D4714 Lab Sample ID: VBLKD28

Date Analyzed: 03/03/93 Time Analyzed: 1227

Matrix: (soil/water) SOIL Level: (low/med) MED

Instrument ID: FIN D

THIS METHOD BLANK APPLIES TO THE FOLLOWING SAMPLES, MS AND MSD:

	EPA SAMPLE NO.	LAB SAMPLE ID	LAB FILE ID	TIME ANALYZED
01	B-93-2DDL	1589702	D[illegible]	2001
02	B-93-2DMSD	1589702	D[illegible]	2047

COMMENTS: VBLKD28
100UL/5ML,INST D

0000039

FORM [illegible]A 1/87 Rev.

4A

VOLATILE METHOD BLANK SUMMARY

Lab Name: NYTEST ENV INC Contract: 9319853

Lab Code: NYTEST Case No.: 15922 SAS No.: _____ SDG No.: _____

Lab File ID: G1220 Lab Sample ID: VBLKG2

Date Analyzed: 03/04/93 Time Analyzed: 1032

Matrix: (soil/water) SOIL Level:(low/med) LOW

Instrument ID: FIN_G

THIS METHOD BLANK APPLIES TO THE FOLLOWING SAMPLES, MS AND MSD:

	EPA SAMPLE NO.	LAB SAMPLE ID	LAB FILE ID	TIME ANALYZED
~~01~~	~~B-93-3A~~	~~1592201~~	~~G1222~~	~~1152~~
02	B-93-3D	1592202	G1224	1306
~~03~~	~~B-93-3G~~	~~1592205~~	~~G1223~~	~~1230~~
~~04~~	~~MSB~~	~~MSB~~	~~G1221~~	~~1112~~
05	B-93-3DMS	1592203	G1225	1350
06	B-93-3DMSD	1592204	G1226	1431

COMMENTS: VBLKG2
5G/5MLS,INST.G

0000040

FORM IV VOA 1/87 Rev.

4A

VOLATILE METHOD BLANK SUMMARY

Lab Name: NYTEST ENV INC Contract: 9319853

Lab Code: NYTEST Case No.: 15897 SAS No.: _____ SDG No.: _____

Lab File ID: M0200 Lab Sample ID: VBLKM26

Date Analyzed: 02/26/93 Time Analyzed: 1613

Matrix: (soil/water) SOIL Level:(low/med) LOW

Instrument ID: HP.M

THIS METHOD BLANK APPLIES TO THE FOLLOWING SAMPLES, MS AND MSD:

	EPA SAMPLE NO.	LAB SAMPLE ID	LAB FILE ID	TIME ANALYZED
01	B-93-2A	1589701	M0207	2035
02	B-93-2G	1589703	M0208	2108

COMMENTS:

0000041

FORM IV VOA 1/87 Rev.

5A

VOLATILE ORGANIC GC/MS TUNING AND MASS CALIBRATION - BROMOFLUOROBENZENE (BFB)

Lab Name: NYTEST ENV INC Contract: 9319853

Lab Code: NYTEST Case No.: 15897 SAS No.: _____ SDG No.: _____

Lab File ID: D4093 BFB Injection Date: 01/26/93

Instrument ID: FIN_D BFB Injection Time: 1243

Matrix:(soil/water) SOIL Level:(low/med) MED Column:(pack/cap) PACK

m/e	ION ABUNDANCE CRITERIA	% RELATIVE ABUNDANCE
50	15.0 - 40.0% of mass 95	21.8
75	30.0 - 60.0% of mass 95	41.5
95	Base peak, 100% relative abundance	100.0
96	5.0 - 9.0% of mass 95	8.1
173	Less than 2.0% of mass 174	0.0 (0.0)1
174	Greater than 50.0% of mass 95	93.1
175	5.0 - 9.0% of mass 174	6.4 (6.9)1
176	Greater than 95.0%, but less than 101.0% of mass 174	91.9 (98.7)1
177	5.0 - 9.0% of mass 176	5.9 (6.4)2

1-Value is % mass 174 2-Value is % mass 176

THIS TUNE APPLIES TO THE FOLLOWING SAMPLES, MS, MSD, BLANKS, AND STANDARDS:

	EPA SAMPLE NO.	LAB SAMPLE ID	LAB FILE ID	DATE ANALYZED	TIME ANALYZED
01	VSTD010	VSTD010	D4094	01/26/93	1251
02	VSTD020	VSTD020	D4095	01/26/93	1335
03	VSTD050	VSTD050	D4097	01/26/93	1510
04	VSTD100	VSTD100	D4099	01/26/93	1640
05	VSTD200	VSTD200	D4100	01/26/93	1727

0000042

5A

VOLATILE ORGANIC GC/MS TUNING AND MASS CALIBRATION - BROMOFLUOROBENZENE (BFB)

Lab Name: NYTEST ENV INC Contract: 9319853

Lab Code: NYTEST Case No.: 15897 SAS No.: _____ SDG No.: _____

Lab File ID: D4695 BFB Injection Date: 03/02/93

Instrument ID: FIN_D BFB Injection Time: 0828

Matrix:(soil/water) SOIL Level:(low/med) MED Column:(pack/cap) PACK

m/e	ION ABUNDANCE CRITERIA	% RELATIVE ABUNDANCE
50	15.0 - 40.0% of mass 95	23.8
75	30.0 - 60.0% of mass 95	43.2
95	Base peak, 100% relative abundance	100.0
96	5.0 - 9.0% of mass 95	7.5
173	Less than 2.0% of mass 174	0.0 (0.0)1
174	Greater than 50.0% of mass 95	85.0
175	5.0 - 9.0% of mass 174	6.4 (7.5)1
176	Greater than 95.0%, but less than 101.0% of mass 174	84.3 (99.2)1
177	5.0 - 9.0% of mass 176	5.7 (6.8)2

1-Value is % mass 174 2-Value is % mass 176

THIS TUNE APPLIES TO THE FOLLOWING SAMPLES, MS, MSD, BLANKS, AND STANDARDS:

	EPA SAMPLE NO.	LAB SAMPLE ID	LAB FILE ID	DATE ANALYZED	TIME ANALYZED
01	VSTD050	VSTD050	D4697	03/02/93	0958
02	VBLKD26	VBLKD26	D4699	03/02/93	1147
03	B-93-2D	1589702	D4708	03/02/93	1932
04	B-93-2DMS	1589702	D4709	03/02/93	2022

0000043

5A

VOLATILE ORGANIC GC/MS TUNING AND MASS CALIBRATION - BROMOFLUOROBENZENE (BFB)

Lab Name: NYTEST ENV INC Contract: 9319853

Lab Code: NYTEST Case No.: 15897 SAS No.: _____ SDG No.: _____

Lab File ID: D4711 BFB Injection Date: 03/03/93

Instrument ID: FIN_D BFB Injection Time: 0927

Matrix:(soil/water) SOIL Level:(low/med) MED Column:(pack/cap) PACK

m/e	ION ABUNDANCE CRITERIA	% RELATIVE ABUNDANCE
50	15.0 - 40.0% of mass 95	24.0
75	30.0 - 60.0% of mass 95	43.7
95	Base peak, 100% relative abundance	100.0
96	5.0 - 9.0% of mass 95	7.0
173	Less than 2.0% of mass 174	0.0 (0.0)1
174	Greater than 50.0% of mass 95	85.4
175	5.0 - 9.0% of mass 174	6.0 (7.0)1
176	Greater than 95.0%, but less than 101.0% of mass 174	83.9 (98.2)1
177	5.0 - 9.0% of mass 176	5.4 (6.4)2

1-Value is % mass 174 2-Value is % mass 176

THIS TUNE APPLIES TO THE FOLLOWING SAMPLES, MS, MSD, BLANKS, AND STANDARDS:

	EPA SAMPLE NO.	LAB SAMPLE ID	LAB FILE ID	DATE ANALYZED	TIME ANALYZED
01	VSTD050	VSTD050	D4712	03/03/93	0945
02	VBLKD28	VBLKD28	D4714	03/03/93	1227
03	B-93-2DDL	1589702	D4723	03/03/93	2001
04	B-93-2DMSD	1589702	D4724	03/03/93	2047

0000044

5A

VOLATILE ORGANIC GC/MS TUNING AND MASS CALIBRATION - BROMOFLUOROBENZENE (BFB)

Lab Name: NYTEST ENV INC Contract: 9319853

Lab Code: NYTEST Case No.: 15922 SAS No.: _____ SDG No.: _____

Lab File ID: G0960 BFB Injection Date: 02/17/93

Instrument ID: FIN.G BFB Injection Time: 0139

Matrix:(soil/water) SOIL Level:(low/med) LOW Column:(pack/cap) CAP

m/e	ION ABUNDANCE CRITERIA	% RELATIVE ABUNDANCE
50	15.0 - 40.0% of mass 95	21.6
75	30.0 - 60.0% of mass 95	39.4
95	Base peak, 100% relative abundance	100.0
96	5.0 - 9.0% of mass 95	6.5
173	Less than 2.0% of mass 174	0.0 (0.0)1
174	Greater than 50.0% of mass 95	78.1
175	5.0 - 9.0% of mass 174	5.6 (7.2)1
176	Greater than 95.0%, but less than 101.0% of mass 174	76.0 (97.3)1
177	5.0 - 9.0% of mass 176	5.0 (6.6)2

1-Value is % mass 174 2-Value is % mass 176

THIS TUNE APPLIES TO THE FOLLOWING SAMPLES, MS, MSD, BLANKS, AND STANDARDS:

	EPA SAMPLE NO.	LAB SAMPLE ID	LAB FILE ID	DATE ANALYZED	TIME ANALYZED
01	VSTD010	VSTD010	G0961	02/17/93	0222
02	VSTD020	VSTD020	G0963	02/17/93	0349
03	VSTD050	VSTD050	G0965	02/17/93	0515
04	VSTD100	VSTD100	G0967	02/17/93	0641
05	VSTD200	VSTD200	G0968	02/17/93	0724

0000045

5A

VOLATILE ORGANIC GC/MS TUNING AND MASS CALIBRATION - BROMOFLUOROBENZENE (BFB)

Lab Name: NYTEST ENV INC Contract: 9319853

Lab Code: NYTEST Case No.: 15922 SAS No.: _____ SDG No.: _____

Lab File ID: G1218 BFB Injection Date: 03/04/93

Instrument ID: FIN.G BFB Injection Time: 0857

Matrix:(soil/water) SOIL Level:(low/med) LOW Column:(pack/cap) CAP

m/e	ION ABUNDANCE CRITERIA	% RELATIVE ABUNDANCE
50	15.0 - 40.0% of mass 95	23.9
75	30.0 - 60.0% of mass 95	41.9
95	Base peak, 100% relative abundance	100.0
96	5.0 - 9.0% of mass 95	6.7
173	Less than 2.0% of mass 174	0.0 (0.0)1
174	Greater than 50.0% of mass 95	80.8
175	5.0 - 9.0% of mass 174	5.8 (7.2)1
176	Greater than 95.0%, but less than 101.0% of mass 174	78.5 (97.2)1
177	5.0 - 9.0% of mass 176	5.1 (6.5)2

1-Value is % mass 174 2-Value is % mass 176

THIS TUNE APPLIES TO THE FOLLOWING SAMPLES, MS, MSD, BLANKS, AND STANDARDS:

	EPA SAMPLE NO.	LAB SAMPLE ID	LAB FILE ID	DATE ANALYZED	TIME ANALYZED
01	VSTD050	VSTD050	G1219	03/04/93	0931
02	VBLKG2	VBLKG2	G1220	03/04/93	1032
~~03~~	~~MSB~~	~~MSB~~	~~G1221~~	~~03/04/93~~	~~1112~~
~~04~~	~~B-93-3A~~	~~1592201~~	~~G1222~~	~~03/04/93~~	~~1152~~
~~05~~	~~B-93-3G~~	~~1592205~~	~~G1223~~	~~03/04/93~~	~~1230~~
06	B-93-3D	1592202	G1224	03/04/93	1306
07	B-93-3DMS	1592203	G1225	03/04/93	1350
08	B-93-3DMSD	1592204	G1226	03/04/93	1431

0000046

5A

VOLATILE ORGANIC GC/MS TUNING AND MASS CALIBRATION - BROMOFLUOROBENZENE (BFB)

Lab Name: NYTEST ENV INC Contract: 9319853

Lab Code: NYTEST Case No.: 15897 SAS No.: _____ SDG No.: _____

Lab File ID: M0125 BFB Injection Date: 02/20/93

Instrument ID: HP.M BFB Injection Time: 1319

Matrix:(soil/water) SOIL Level:(low/med) LOW Column:(pack/cap) CAP

m/e	ION ABUNDANCE CRITERIA	% RELATIVE ABUNDANCE
50	15.0 - 40.0% of mass 95	16.1
75	30.0 - 60.0% of mass 95	39.1
95	Base peak, 100% relative abundance	100.0
96	5.0 - 9.0% of mass 95	7.6
173	Less than 2.0% of mass 174	0.0 (0.0)1
174	Greater than 50.0% of mass 95	70.5
175	5.0 - 9.0% of mass 174	4.9 (6.9)1
176	Greater than 95.0%, but less than 101.0% of mass 174	67.3 (95.5)1
177	5.0 - 9.0% of mass 176	5.0 (7.5)2

1-Value is % mass 174 2-Value is % mass 176

THIS TUNE APPLIES TO THE FOLLOWING SAMPLES, MS, MSD, BLANKS, AND STANDARDS:

	EPA SAMPLE NO.	LAB SAMPLE ID	LAB FILE ID	DATE ANALYZED	TIME ANALYZED
01	VSTD010	VSTD010	M0126	02/20/93	1331
02	VSTD020	VSTD020	M0129	02/20/93	1511
03	VSTD050	VSTD050	M0130	02/20/93	1545
04	VSTD100	VSTD100	M0132	02/20/93	1653
05	VSTD200	VSTD200	M0134	02/20/93	1759

0000047

5A

VOLATILE ORGANIC GC/MS TUNING AND MASS CALIBRATION - BROMOFLUOROBENZENE (BFB)

Lab Name: NYTEST ENV INC Contract: 9319853

Lab Code: NYTEST Case No.: 15897 SAS No.: _____ SDG No.: _____

Lab File ID: M0198 BFB Injection Date: 02/26/93

Instrument ID: HP.M BFB Injection Time: 1429

Matrix:(soil/water) SOIL Level:(low/med) LOW Column:(pack/cap) CAP

m/e	ION ABUNDANCE CRITERIA	% RELATIVE ABUNDANCE
50	15.0 - 40.0% of mass 95	15.5
75	30.0 - 60.0% of mass 95	39.2
95	Base peak, 100% relative abundance	100.0
96	5.0 - 9.0% of mass 95	6.5
173	Less than 2.0% of mass 174	0.0 (0.0)1
174	Greater than 50.0% of mass 95	73.1
175	5.0 - 9.0% of mass 174	5.0 (6.8)1
176	Greater than 95.0%, but less than 101.0% of mass 174	69.7 (95.3)1
177	5.0 - 9.0% of mass 176	4.7 (6.7)2

1-Value is % mass 174 2-Value is % mass 176

THIS TUNE APPLIES TO THE FOLLOWING SAMPLES, MS, MSD, BLANKS, AND STANDARDS:

	EPA SAMPLE NO.	LAB SAMPLE ID	LAB FILE ID	DATE ANALYZED	TIME ANALYZED
01	VSTD050	VSTD050	M0199	02/26/93	1504
02	VBLKM26	VBLKM26	M0200	02/26/93	1613
03	B-93-2A	1589701	M0207	02/26/93	2035
04	B-93-2G	1589703	M0208	02/26/93	2108

0000048

8A

VOLATILE INTERNAL STANDARD AREA SUMMARY

Lab Name: NYTEST ENV INC Contract: 9319853

Lab Code: NYTEST Case No.: 15897 SAS No.: _____ SDG No.: _____

Lab File ID (Standard): D4697 Date Analyzed: 03/02/93

Instrument ID: FIN_D Time Analyzed: 0958

Matrix:(soil/water) SOIL Level:(low/med) MED Column:(pack/cap) PACK

		IS1(BCM) AREA #	RT	IS2(DFB) AREA #	RT	IS3(CBZ) AREA #	RT
	12 HOUR STD	72381	11.44	308361	22.70	284567	27.67
	UPPER LIMIT	144762		616722		569134	
	LOWER LIMIT	36190		154180		142284	
	EPA SAMPLE NO.						
01	B-93-2D	53244	11.17	236946	22.50	231437	27.51
02	B-93-2DMS	59058	11.17	241998	22.50	222395	27.47
03	VBLKD26	75292	11.44	321385	22.70	296799	27.67

IS1 (BCM) = Bromochloromethane
IS2 (DFB) = 1,4-Difluorobenzene
IS3 (CBZ) = Chlorobenzene -ds

UPPER LIMIT = + 100% of internal standard area.
LOWER LIMIT = - 50% of internal standard area.

AC 4/6/93

Column used to flag internal standard area values with an asterisk

0000049

FORM VIII VOA 1/87 Rev.

8A

VOLATILE INTERNAL STANDARD AREA SUMMARY

Lab Name: NYTEST ENV INC Contract: 9319853

Lab Code: NYTEST Case No.: 15897 SAS No.: _____ SDG No.: _____

Lab File ID (Standard): D4712 Date Analyzed: 03/03/93

Instrument ID: FIN_D Time Analyzed: 0945

Matrix:(soil/water) SOIL Level:(low/med) MED Column:(pack/cap) PACK

		IS1(BCM) AREA #	RT	IS2(DFB) AREA #	RT	IS3(CBZ) AREA #	RT
	12 HOUR STD	83913	11.40	348179	22.70	290218	27.67
	UPPER LIMIT	167826		696358		580436	
	LOWER LIMIT	41956		174090		145109	
	EPA SAMPLE NO.						
01	B-93-2DDL	68340	11.17	271269	22.47	243983	27.47
02	B-93-2DMSD	82329	11.14	344902	22.47	323932	27.47
03	VBLKD28	77097	11.44	329904	22.74	297807	27.71

IS1 (BCM) = Bromochloromethane
IS2 (DFB) = 1,4-Difluorobenzene
IS3 (CBZ) = Chlorobenzene-d5

UPPER LIMIT = + 100% of internal standard area.
LOWER LIMIT = - 50% of internal standard area.

AC 4/2/93

Column used to flag internal standard area values with an asterisk

0000050

FORM VIII VOA 1/87 Rev.

8A

VOLATILE INTERNAL STANDARD AREA SUMMARY

Lab Name: NYTEST ENV INC Contract: 9319853

Lab Code: NYTEST Case No.: 15922 SAS No.: _____ SDG No.: _____

Lab File ID (Standard): G1219 Date Analyzed: 03/04/93

Instrument ID: FIN_G Time Analyzed: 0931

Matrix:(soil/water) SOIL Level:(low/med) LOW Column:(pack/cap) CAP

		IS1(BCM) AREA #	RT	IS2(DFB) AREA #	RT	IS3(CBZ) AREA #	RT
	12 HOUR STD	62255	10.17	287951	12.34	253985	19.15
	UPPER LIMIT	124510		575902		507970	
	LOWER LIMIT	31128		143976		126992	
	EPA SAMPLE NO.						
~~01~~	~~B-93-3A~~	~~58575~~	~~10.29~~	~~262077~~	~~12.47~~	~~205973~~	~~19.30~~
02	B-93-3D	59701	10.25	270034	12.45	220335	19.29
~~03~~	~~B-93-3G~~	~~58664~~	~~10.27~~	~~254760~~	~~12.45~~	~~200570~~	~~19.30~~
~~04~~	~~MSB~~	~~44404~~	~~10.24~~	~~209015~~	~~12.42~~	~~165646~~	~~19.25~~
05	B-93-3DMS	43018	10.30	196568	12.49	162297	19.34
06	B-93-3DMSD	41671	10.30	183752	12.49	141287	19.34
07	VBLKG2	42745	10.24	196436	12.42	156881	19.25

IS1 (BCM) = Bromochloromethane
IS2 (DFB) = 1,4-Difluorobenzene
IS3 (CBZ) = Chlorobenzene -d5

UPPER LIMIT = + 100% of internal standard area.
LOWER LIMIT = - 50% of internal standard area.

AL 4/5/93

Column used to flag internal standard area values with an asterisk

0000051

FORM VIII VOA 1/87 Rev.

8A

VOLATILE INTERNAL STANDARD AREA SUMMARY

Lab Name: NYTEST ENV INC Contract: 9319853

Lab Code: NYTEST Case No.: 15897 SAS No.: _____ SDG No.: _____

Lab File ID (Standard): M0199 Date Analyzed: 02/26/93

Instrument ID: HP.M Time Analyzed: 1504

Matrix:(soil/water) SOIL Level:(low/med) LOW Column:(pack/cap) CAP

		IS1(BCM) AREA #	RT	IS2(DFB) AREA #	RT	IS3(CBZ) AREA #	RT
	12 HOUR STD	485404	8.42	2220157	9.84	1784297	15.89
	UPPER LIMIT	970808		4440314		3568594	
	LOWER LIMIT	242702		1110078		892148	
	EPA SAMPLE NO.						
01	B-93-2A	620208	8.43	2805757	9.85	2212763	15.90
02	B-93-2G	581886	8.43	2768565	9.85	2215201	15.90
03	VBLKM26	659750	8.41	3085181	9.83	2506277	15.89

IS1 (BCM) = Bromochloromethane
IS2 (DFB) = 1,4-Difluorobenzene
IS3 (CBZ) = Chlorobenzene -ds

UPPER LIMIT = + 100%
of internal standard area.
LOWER LIMIT = - 50%
of internal standard area.

Column used to flag internal standard area values with an asterisk

0000052

FORM VIII VOA 1/87 Rev.

METHOD 624 DETECTION LIMIT STUDY

STUDY DATE: 9/92

INSTRUMENT ID: D

\ ATILE COMPOUNDS	METHOD DETECTION LIMIT	FILE1 (D2135)	FILE1 (D2136)	FILE1 (D2137)	FILE1 (D2138)	FILE1 (D2139)	FILE1 (D2140)	FILE1 (D2141)	TOTAL OBS.	MEAN	STD DEV	DET LIMIT
loromethane	10	7.373	9.399	9.051	10.186	9.39	10.397	9.023	7	9.26	0.987	2.96
Bromomethane	10	5.331	6.023	6.137	6.283	6.521	6.73	6.346	7	6.2	0.448	1.34
Vinyl Chloride	10	5.954	6.93	6.922	7.443	7.477	7.966	7.198	7	7.13	0.631	1.89
loroethane	10	7.072	7.604	8.092	8.298	8.409	9.049	8.613	7	8.16	0.655	1.97
ethylene Chloride	10	10.83	11.418	12.498	12.748	13.141	13.107	13.014	7	12.39	0.912	2.74
Acetone	10	6.409	6.841	6.382	7.002	5.907	6.127	4.723	7	6.2	0.753	2.26
arbon Disulfide	10	7.684	8.804	8.993	9.543	10.188	10.275	9.706	7	9.31	0.905	2.72
1-Dichloroethene	10	7.26	8.33	8.74	9.015	9.375	9.778	8.956	7	8.78	0.811	2.43
1,1-Dichloroethane	10	7.712	8.395	8.488	8.882	9.424	9.443	9.305	7	8.81	0.647	1.94
,2-Dichloroethene (total)	10	16.567	19.457	19.05	20.368	20.795	21.559	20.616	7	19.77	1.643	4.93
hloroform	10	7.745	8.769	8.917	9.601	9.538	10.052	9.523	7	9.16	0.761	2.28
,2-Dichloroethane	10	7.709	8.535	9.113	9.233	9.753	9.777	9.462	7	9.08	0.74	2.22
2-Butanone	10	5.216	6.018	5.577	6.847	5.957	6.367	6.484	7	6.07	0.555	1.67
,1,1-Trichloroethane	10	6.289	6.894	6.889	7.581	7.292	7.759	7.363	7	7.15	0.5	1.5
arbon Tetrachloride	10	6.186	6.882	6.987	7.581	7.584	7.748	7.687	7	7.24	0.577	1.73
Vinyl Acetate	10	5.595	6.324	5.997	7.045	6.916	7.431	7.69	7	6.71	0.768	2.3
Bromodichloromethane	10	6.215	7.197	7.095	8.07	7.887	8.102	8.157	7	7.53	0.727	2.18
1,2-Dichloropropane	10	6.695	7.716	7.638	8.483	8.16	8.234	8.323	7	7.89	0.613	1.84
cis-1,3-Dichloropropene	10	5.639	6.156	6.335	6.776	6.709	6.711	6.606	7	6.42	0.412	1.24
Trichloroethene	10	7.733	8.256	8.051	9.277	9.122	9.335	9.061	7	8.69	0.658	1.97
Benzene	10	7.995	8.79	8.598	9.914	9.393	9.772	9.491	7	9.14	0.697	2.09
Dibromochloromethane	10	6.002	6.89	6.795	7.401	7.682	7.619	7.983	7	7.2	0.678	2.03
1,1,2-Trichloroethane	10	7.634	8.561	8.748	9.33	9.092	9.28	9.994	7	8.95	0.74	2.22
Trans-1,3-Dichloropropene	10	5.302	6.019	5.754	6.522	6.253	6.43	6.313	7	6.08	0.432	1.3
Bromoform	10	5.992	6.607	6.898	7.385	7.639	7.401	8.981	7	7.27	0.94	2.82
4-Methyl-2-Pentanone	10	7.03	7.1	7.693	7.643	7.435	7.592	10.849	7	7.91	1.324	3.97
2-Hexanone	10	8.703	8.343	9.82	9.255	8.287	8.944	11.621	7	9.28	1.161	3.48
Toluene	10	7.994	8.603	8.539	9.45	9.481	9.624	9.844	7	9.08	0.692	2.08
1,1,2,2,-Tetrachloroethane	10	7.686	8.289	8.682	9.562	9.561	9.467	11.032	7	9.18	1.086	3.26
Tetrachloroethane	10	7.479	8.15	8.213	9.104	9.242	9.201	9.397	7	8.68	0.733	2.2
Chlorobenzene	10	7.959	8.608	8.785	9.593	9.786	9.722	10.113	7	9.22	0.781	2.34
Ethylbenzene	10	7.664	8.597	8.425	9.553	9.21	9.803	9.859	7	9.02	0.817	2.45
Styrene	10	8.722	9.657	9.514	10.971	10.736	11.263	11.396	7	10.32	1.024	3.07
Xylene (total)	10	14.218	15.565	15.152	17.445	17.339	18.084	17.989	7	16.54	1.539	4.62

METHOD 624 DETECTION LIMIT STUDY

STUDY DATE: 8/92

INSTRUMENT ID: G

OLATILE COMPOUNDS	METHOD DETECTION LIMIT	FILE1 (G7976)	FILE2 (G7977)	FILE3 (G7978)	FILE4 (G7979)	FILE5 (G7980)	FILE6 (G7981)	FILE7 (G7982)	TOTAL OBS.	MEAN	STD DEV	DET LIMIT
Chloromethane	10	9.472	15.52	11.382	10.037	12.103	9.287	11.88	7	11.38	2.15	6.45
Bromomethane	10	11.304	10.825	10.471	10.053	10.206	9.619	11.386	7	10.55	0.656	1.97
Vinyl Chloride	10	11.844	15.333	11.974	11.054	12.546	10.485	15.431	7	12.67	1.97	5.91
Chloroethane	10	16.48	17.189	9.687	16.22	17.451	15.703	17.272	7	15.71	2.732	8.2
Methylene Chloride	10	17.696	22.138	12.877	14.278	19.067	14.688	16.939	7	16.81	3.18	9.54
Acetone	10	22.054	19.749	28.05	28.16	22.976	26.098	20.963	7	24.01	3.421	10.26
Carbon Disulfide	10	4.457	5.952	7.914	7.121	7.501	7.632	4.497	7	6.44	1.479	4.44
1,1-Dichloroethene	10	15.608	13.329	11.395	11.386	12.355	10.933	14.248	7	12.75	1.727	5.18
1,1-Dichloroethane	10	10.225	9.73	9.49	9.077	9.741	9.242	9.412	7	9.56	0.38	1.14
1,2-Dichloroethene (total)	10	9.764	9.405	9.36	8.708	9.682	9.084	9.052	7	9.29	0.373	1.12
Chloroform	10	10.193	9.736	9.53	9.059	9.754	9.237	9.42	7	9.56	0.375	1.13
1,2-Dichloroethane	10	10.476	9.857	9.799	9.271	9.901	9.487	9.817	7	9.8	0.376	1.13
2-Butanone	10	14.215	13.27	11.781	11.913	12.905	14.309	13.347	7	13.11	0.998	2.99
1,1,1-Trichloroethane	10	10.063	9.596	9.563	9.043	9.795	9.22	9.548	7	9.55	0.339	1.02
Carbon Tetrachloride	10	9.627	8.943	8.855	8.314	9.351	8.49	8.949	7	8.93	0.455	1.37
Vinyl Acetate	10	9.948	9.486	9.222	8.624	9.633	9.052	9.952	7	9.42	0.486	1.46
Bromodichloromethane	10	9.687	9.47	8.885	8.828	9.459	8.855	9.235	7	9.2	0.35	1.05
1,2-Dichloropropane	10	10.326	9.772	9.641	9.26	10.092	9.393	9.871	7	9.77	0.375	1.13
cis-1,3-Dichloropropene	10	9.947	9.301	9.339	8.867	9.455	9.027	9.329	7	9.32	0.342	1.03
Trichloroethene	10	9.759	9.029	8.977	8.621	9.27	8.686	9.073	7	9.06	0.382	1.15
Benzene	10	9.987	9.397	9.224	8.859	9.651	9.074	9.439	7	9.38	0.373	1.12
Dibromochloromethane	10	9.469	9.237	9.057	8.748	9.38	8.864	9.262	7	9.15	0.267	0.8
1,1,2-Trichloroethane	10	10.384	10.117	9.934	9.602	10.351	9.719	10.168	7	10.04	0.301	0.9
Trans-1,3-Dichloropropene	10	10.061	9.665	9.671	8.976	9.999	9.342	9.751	7	9.64	0.376	1.13
Bromoform	10	8.877	8.599	8.487	8.118	8.667	8.026	8.733	7	8.5	0.318	0.95
4-Methyl-2-Pentanone	10	11.197	10.962	10.122	9.957	11.197	10.21	11.176	7	10.69	0.565	1.7
2-Hexanone	10	11.982	11.246	10.057	10.23	11.401	10.418	11.527	7	10.98	0.74	2.22
Toluene	10	10.046	9.5	9.551	8.959	9.823	9.157	9.617	7	9.52	0.371	1.11
1,1,2,2,-Tetrachloroethane	10	10.091	9.64	9.186	8.926	9.989	9.247	10.301	7	9.63	0.521	1.56
Tetrachloroethane	10	9.797	9.02	8.931	8.658	9.469	8.876	8.974	7	9.1	0.391	1.17
Chlorobenzene	10	9.794	9.214	9.257	8.795	9.658	8.864	9.357	7	9.28	0.371	1.11
Ethylbenzene	10	9.827	8.845	9.105	8.465	9.404	8.795	9.176	7	9.09	0.445	1.34
Styrene	10	9.225	8.446	8.566	8.125	8.781	8.293	8.717	7	8.59	0.361	1.08
Xylene (total)	10	13.761	12.762	12.957	12.134	13.303	12.468	13.05	7	12.92	0.535	1.61

Sample Data

1A

VOLATILE ORGANICS ANALYSIS DATA SHEET

EPA SAMPLE NO.

B-93-2A

Lab Name: NYTEST ENV INC Contract: 9319853

Lab Code: NYTEST Case No.: 15897 SAS No.: _____ SDG No.: _____

Matrix: (soil/water) SOIL Lab Sample ID: 1589701

Sample wt/vol: 5.00 (g/mL) G Lab File ID: M0207

Level: (low/med) LOW Date Received: 02/24/93

% Moisture: not dec. 7 Date Analyzed: 02/26/93

Column: (pack/cap) CAP Dilution Factor: 1.0

CAS NO.	COMPOUND	CONCENTRATION UNITS: (ug/L or ug/Kg) UG/KG	Q
74-87-3	Chloromethane	11	U
74-83-9	Bromomethane	11	U
75-01-4	Vinyl Chloride	11	U
75-00-3	Chloroethane	11	U
75-09-2	Methylene Chloride	8	~~B~~ U
67-64-1	Acetone	100	
75-15-0	Carbon Disulfide	5	U
75-35-4	1,1-Dichloroethene	5	U
75-34-3	1,1-Dichloroethane	5	U
540-59-0	1,2-Dichloroethene (total)	5	U
67-66-3	Chloroform	5	U
107-06-2	1,2-Dichloroethane	5	U
78-93-3	2-Butanone	23	
71-55-6	1,1,1-Trichloroethane	5	U
56-23-5	Carbon Tetrachloride	5	U
108-05-4	Vinyl Acetate	11	U
75-27-4	Bromodichloromethane	5	U
78-87-5	1,2-Dichloropropane	5	U
10061-01-5	cis-1,3-Dichloropropene	5	U
79-01-6	Trichloroethene	5	U
124-48-1	Dibromochloromethane	5	U
79-00-5	1,1,2-Trichloroethane	5	U
71-43-2	Benzene	5	U
10061-02-6	trans-1,3-Dichloropropene	5	U
75-25-2	Bromoform	5	U
108-10-1	4-Methyl-2-Pentanone	11	U
591-78-6	2-Hexanone	11	U
127-18-4	Tetrachloroethene	5	U
79-34-5	1,1,2,2-Tetrachloroethane	5	U
108-88-3	Toluene	5	U
108-90-7	Chlorobenzene	5	U
100-41-4	Ethylbenzene	5	U
100-42-5	Styrene	5	U
1330-20-7	Xylene (total)	7	

0000056

1E

VOLATILE ORGANICS ANALYSIS DATA SHEET
TENTATIVELY IDENTIFIED COMPOUNDS

EPA SAMPLE NO.

B-93-2A

Lab Name: NYTEST ENV INC Contract: 9319853

Lab Code: NYTEST Case No.: 15897 SAS No.: _____ SDG No.: _____

Matrix: (soil/water) SOIL Lab Sample ID: 1589701

Sample wt/vol: 5.00 (g/mL) G Lab File ID: M0207

Level: (low/med) LOW Date Received: 02/24/93

% Moisture: not dec. 7 Date Analyzed: 02/26/93

Column (pack/cap) CAP Dilution Factor: 1.0

Number TICs found: 15

CONCENTRATION UNITS:
(ug/L or ug/Kg) UG/KG

CAS NUMBER	COMPOUND NAME	RT	EST. CONC.	Q
1.	UNKNOWN ALKANE	16.81	64	J
2.	UNKNOWN	17.28	68	J
3.	UNKNOWN	18.26	62	J
4.	UNKNOWN	18.52	47	J
5.	UNKNOWN ALKANE	18.85	62	J
6.	UNKNOWN ALKANE	19.09	66	J
7.	SUBSTITUTED BENZENE	19.32	48	J
8.	UNKNOWN	19.58	82	J
9.	UNKNOWN	20.26	150	J
10.	UNKNOWN CYCLOALKANE	20.54	50	J
11.	UNKNOWN ALKANE	21.44	82	J
12.	UNKNOWN	21.62	53	J
13.	SUBSTITUTED BENZENE	22.00	140	J
14.	UNKNOWN	23.39	63	J
15.	UNKNOWN AROMATIC	24.02	49	J

Quantitation Report

Data File : C:\HPCHEM\1\DATA\M0207.D
Acq Time : 26 Feb 93 8:35 pm
Sample : 1589701,/B-932A,REC'D2/24/93
Misc : 5G/5MLS,INSTHPM,REMEDIATION TEC
Quant Time: Mar 1 9:48 1993

Operator: PKS/ VITO
Inst : NYTEST HP
Multiplr: 1.00

Method : c:\HPCHEM\1\METHODS\CLPSOIL.M
Title : VOA Standards for 5 point calibration
Last Update : Fri Feb 26 16:15:10 1993
Response via : Single Level Calibration

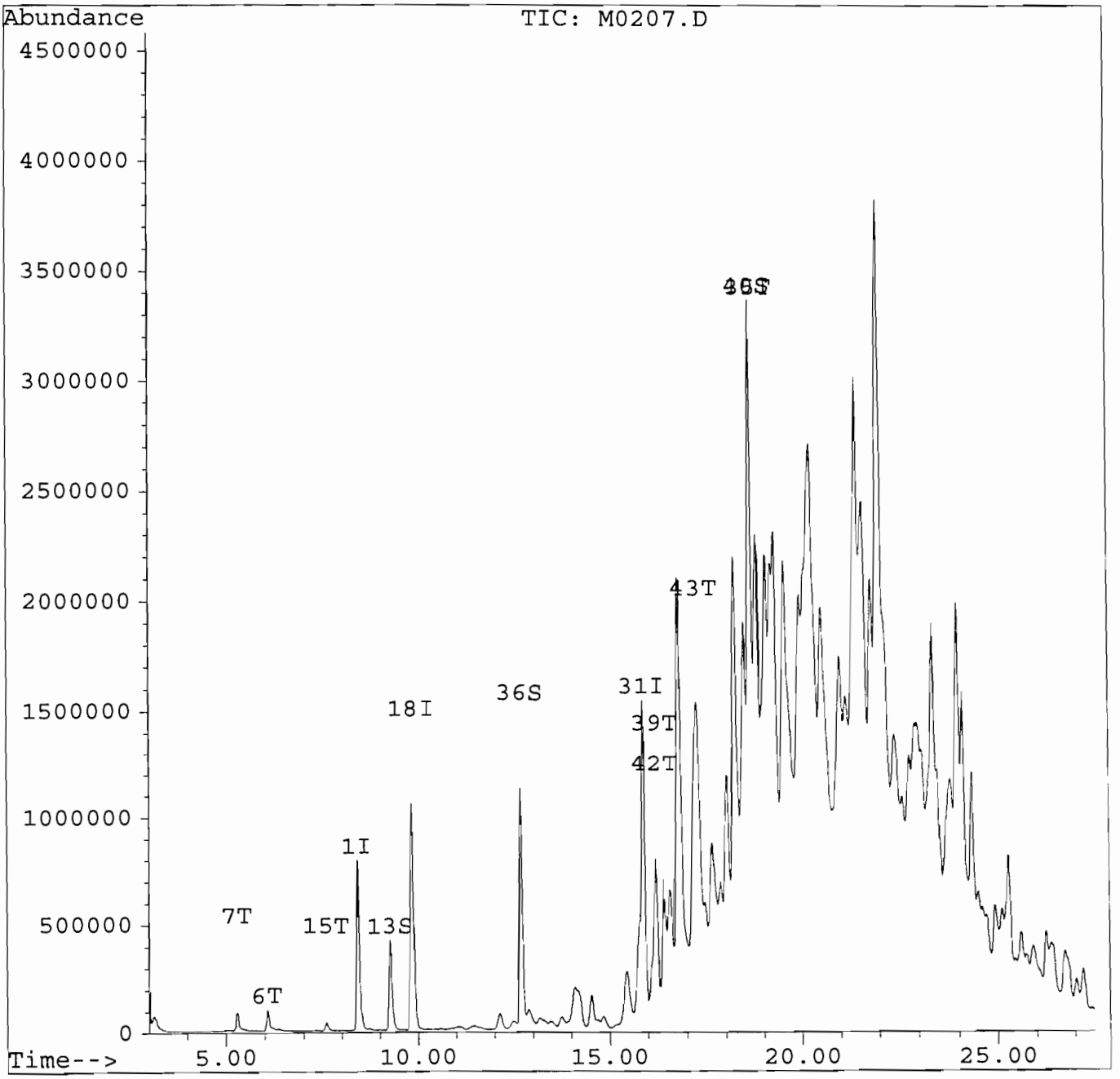

0000058

Quantitation Report

Data File : C:\HPCHEM\1\DATA\M0207.D
Acq Time : 26 Feb 93 8:35 pm 4/6/93
Sample : 1589701,/B-932A,REC'D2/24/93
Misc : 5G/5MLS,INSTHPM,REMEDIATION TEC
Quant Time: Mar 1 9:48 1993

Operator: PKS/ VITO
Inst : NYTEST HP
Multiplr: 1.00

Method : c:\HPCHEM\1\METHODS\CLPSOIL.M
Title : VOA Standards for 5 point calibration
Last Update : Fri Feb 26 16:15:10 1993
Response via : Single Level Calibration

Internal Standards	R.T.	QIon	Response	Conc Units	Dev(Min)
1) CI01 Bromochloromethane	8.43	128	620208	50.00 ug/l	0.01
18) CI10 1,4-Difluorobenzene	9.85	114	2805757	50.00 ug/l	0.01
31) CI20 Chlorobenzene-d5	15.90	117	2212763	50.00 ug/l	0.01
System Monitoring Compounds					%Recovery
13) CS15 1,2-Dichloroethane-d4	9.28	65	734794	48.06 ug/l	96.12%
36) CS05 Toluene-d8	12.69	98	2399768	51.16 ug/l	102.31%
40) CS10 4-Bromofluorobenzene	18.66	95	1889305	53.04 ug/l	106.07%
Target Compounds					Qvalue
6) C030 Methylene Chloride	6.06	84	130586	7.89 ug/l #	87
7) C035 Acetone	5.29	43	298275	93.14 ug/l	76
15) C110 2-Butanone	7.60	43	141265	21.40 ug/l #	56
~~35) C225 1,1,2,2-Tetrachloroet~~	~~18.72~~	~~83~~	~~932668~~	~~27.02 ug/l #~~	~~24~~
~~39) C240 Ethylbenzene~~	~~16.21~~	~~106~~	~~347243~~	~~17.05 ug/l #~~	~~46~~
42) C250 M-P, Xylene	16.21	106	348231	6.91 ug/l	92
~~43) C255 O Xylene~~	~~17.22~~	~~106~~	~~113787~~	~~4.51 ug/l~~	~~98~~

0000059

(#) = qualifier out of range (m) = manual integration

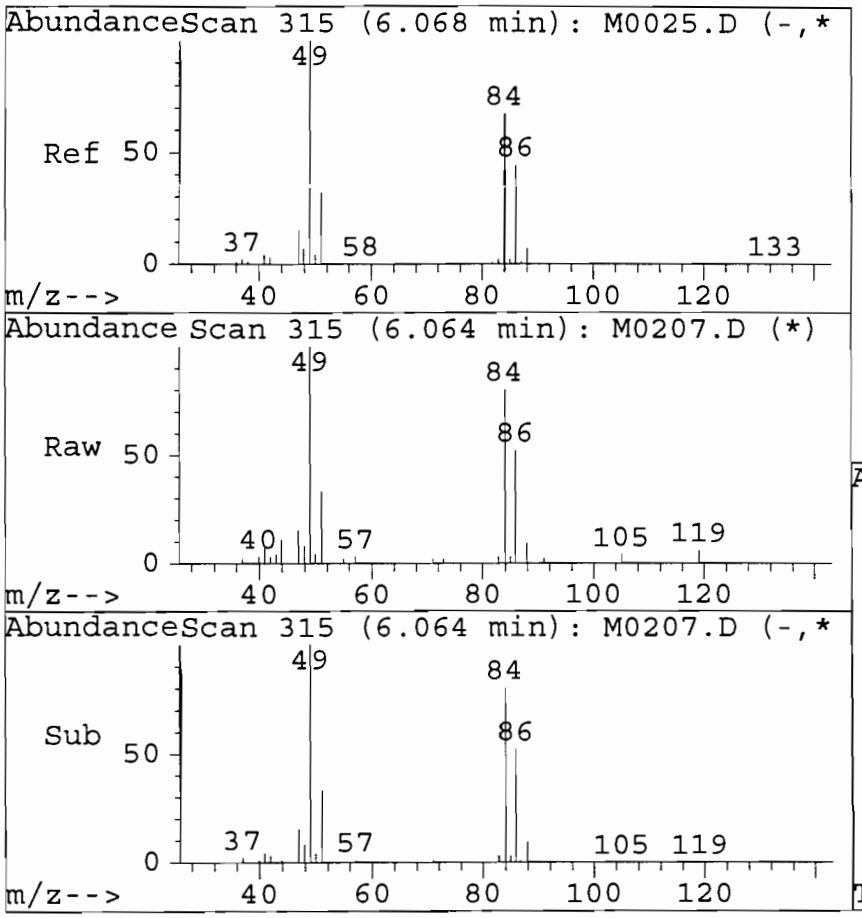

#6
C030 Methylene Chloride
Concen: 7.89 ug/l
RT: 6.06 min Scan# 315
Delta R.T. 0.01 min
Lab File: M0207.D
Acq: 26 Feb 93 8:35 pm

Tgt Ion:84 Resp: 130586

Ion	Ratio	Lower	Upper
84	100		
49	125.4	129.7	169.7#
86	65.0	45.3	85.3
0	0.0	0.0	0.0

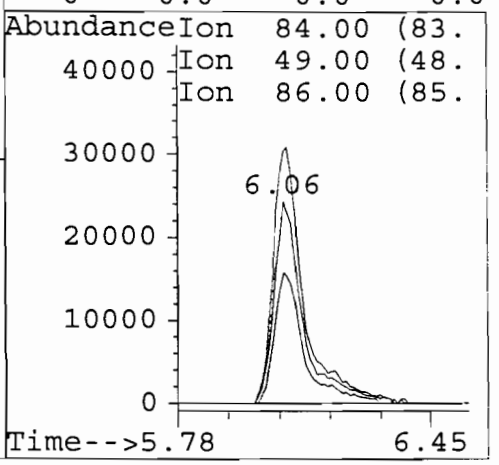

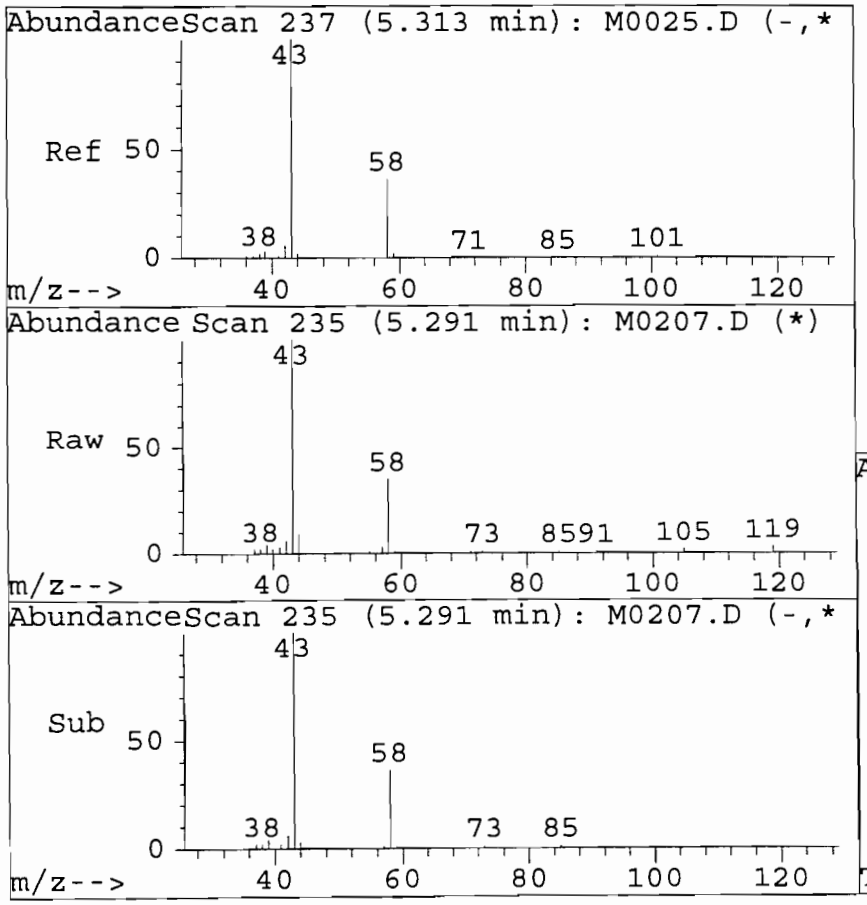

#7
C035 Acetone
Concen: 93.14 ug/l
RT: 5.29 min Scan# 235
Delta R.T. 0.02 min
Lab File: M0207.D
Acq: 26 Feb 93 8:35 pm

Tgt Ion:43 Resp: 298275

Ion	Ratio	Lower	Upper
43	100		
58	36.0	4.1	44.1
0	0.0	0.0	0.0
0	0.0	0.0	0.0

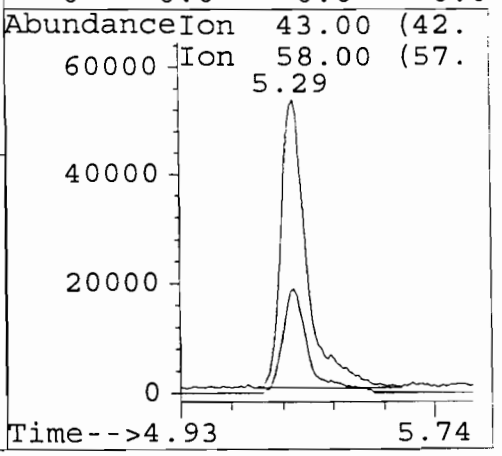

0000060

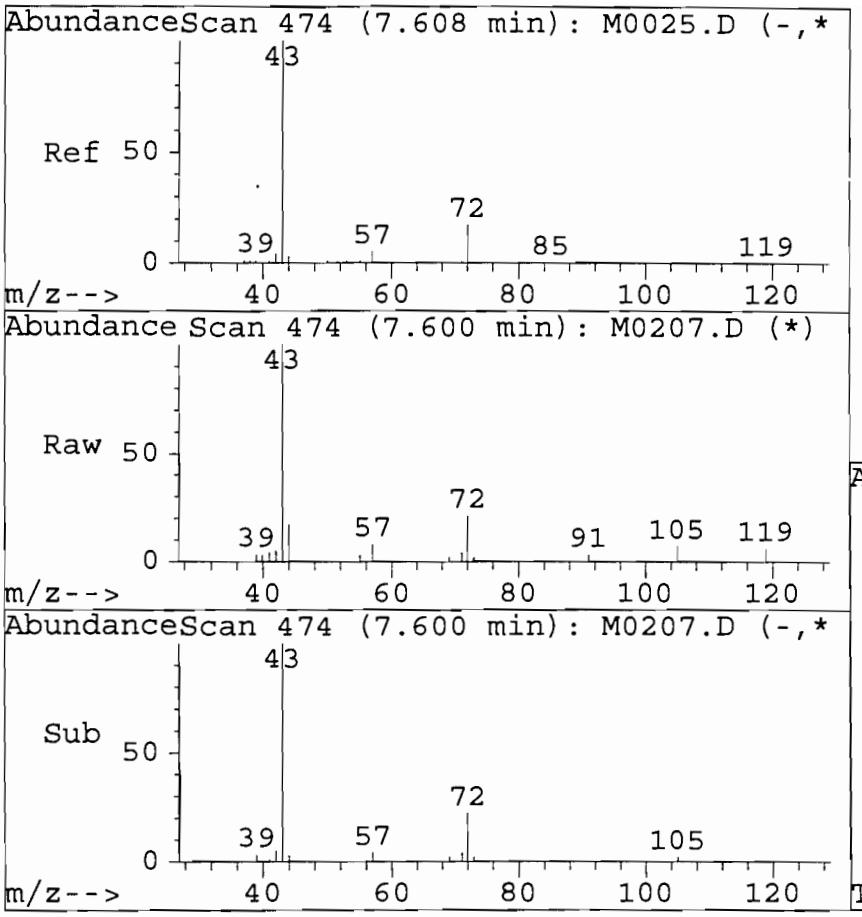

#15
C110 2-Butanone
Concen: 21.40 ug/l
RT: 7.60 min Scan# 474
Delta R.T. 0.02 min
Lab File: M0207.D
Acq: 26 Feb 93 8:35 pm

Tgt Ion:43 Resp: 141265

Ion	Ratio	Lower	Upper
43	100		
72	0.0	16.4	24.6#
0	0.0	0.0	0.0
0	0.0	0.0	0.0

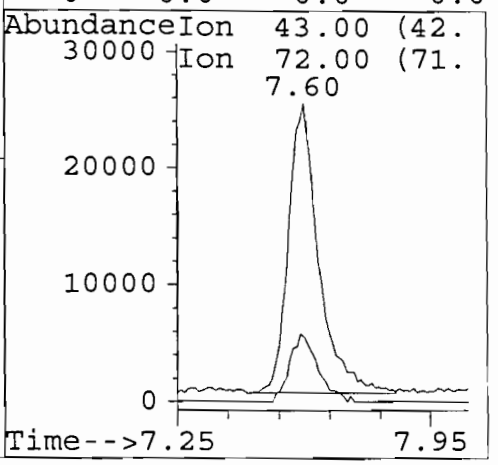

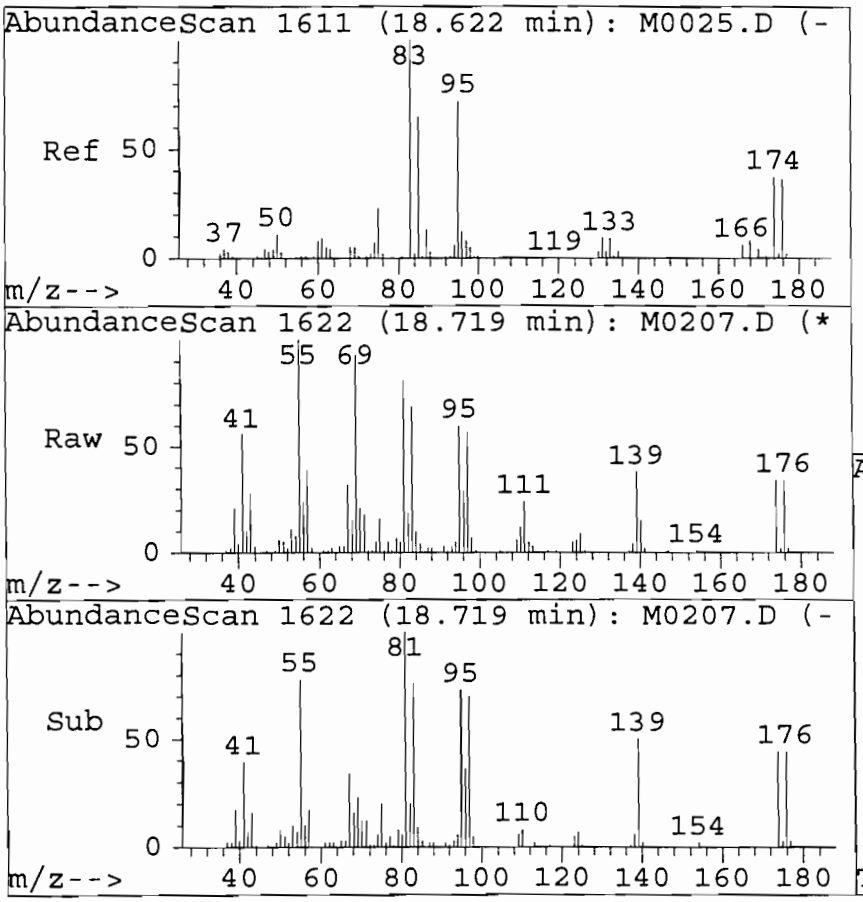

#35 NEGATIVE ve 3/11/93
C225 1,1,2,2-Tetrachloroethan
Concen: 27.02 ug/l
RT: 18.72 min Scan# 1622
Delta R.T. 0.21 min
Lab File: M0207.D
Acq: 26 Feb 93 8:35 pm

Tgt Ion:83 Resp: 932668

Ion	Ratio	Lower	Upper
83	100		
85	0.0	44.8	84.8#
168	0.0	0.0	27.7
0	0.0	0.0	0.0

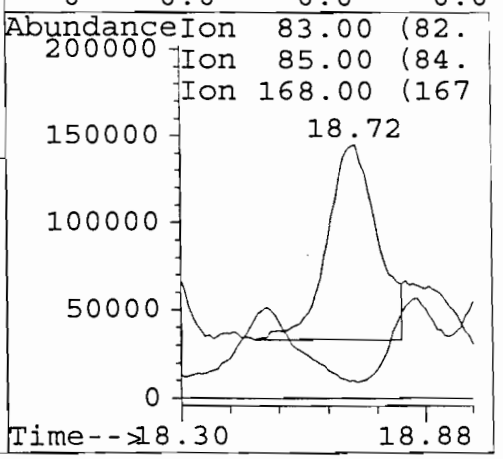

0000061

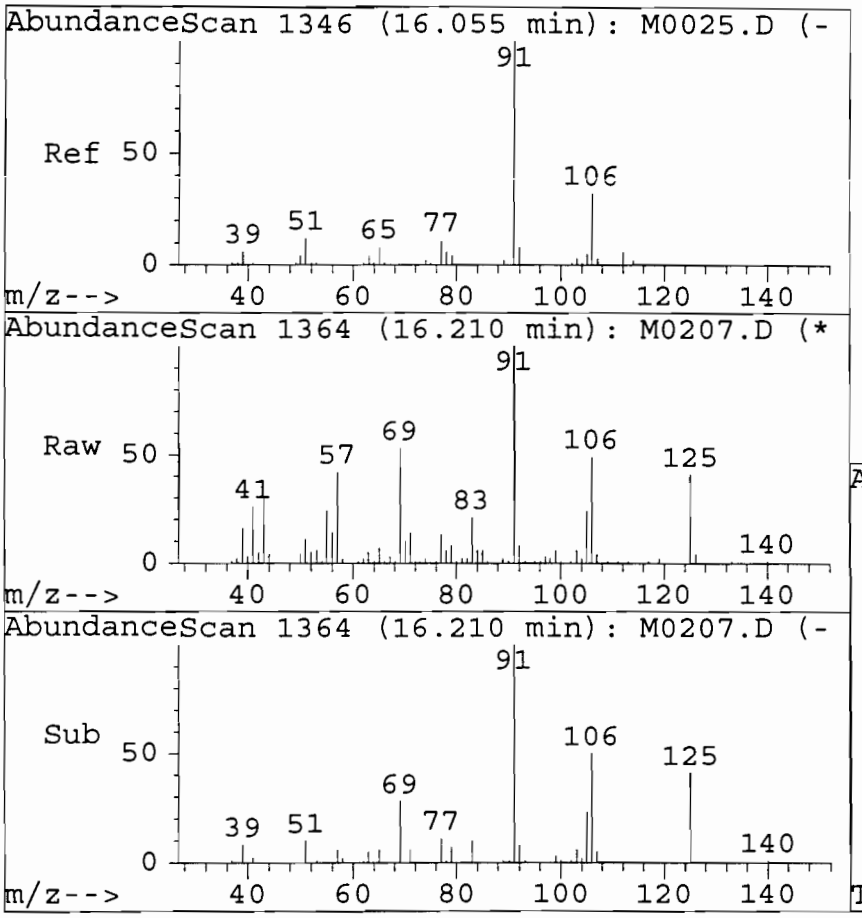

#39 this is xylene Xle 3/11/93

C240 Ethylbenzene
Concen: 17.05 ug/l
RT: 16.21 min Scan# 1364
Delta R.T. 0.17 min
Lab File: M0207.D
Acq: 26 Feb 93 8:35 pm

Tgt Ion:106 Resp: 347243

Ion	Ratio	Lower	Upper
106	100		
91	200.8	289.3	329.3#
0	0.0	0.0	0.0
0	0.0	0.0	0.0

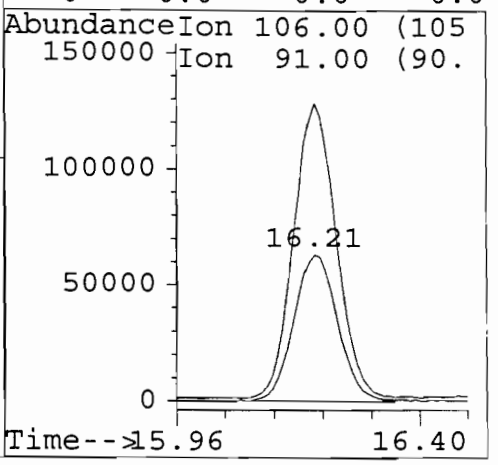

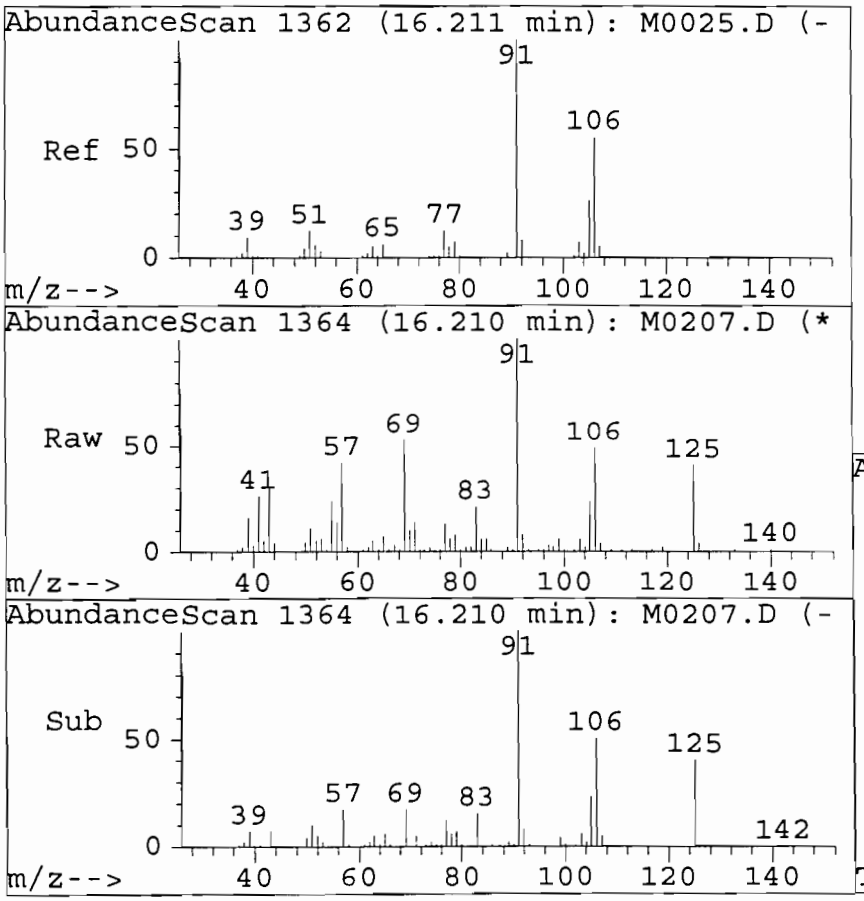

#42
C250 M-P, Xylene
Concen: 6.91 ug/l
RT: 16.21 min Scan# 1364
Delta R.T. 0.00 min
Lab File: M0207.D
Acq: 26 Feb 93 8:35 pm

Tgt Ion:106 Resp: 348231

Ion	Ratio	Lower	Upper
106	100		
91	200.9	169.5	209.5
0	0.0	0.0	0.0
0	0.0	0.0	0.0

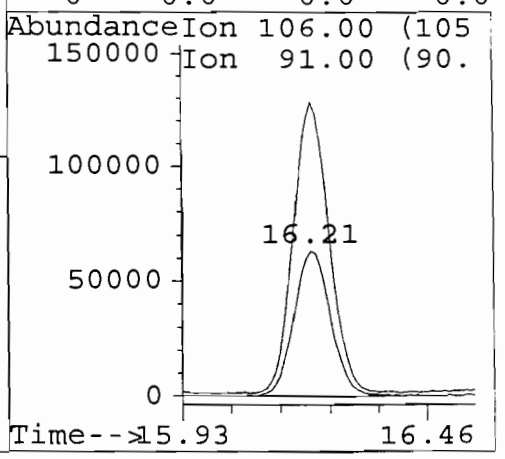

0000062

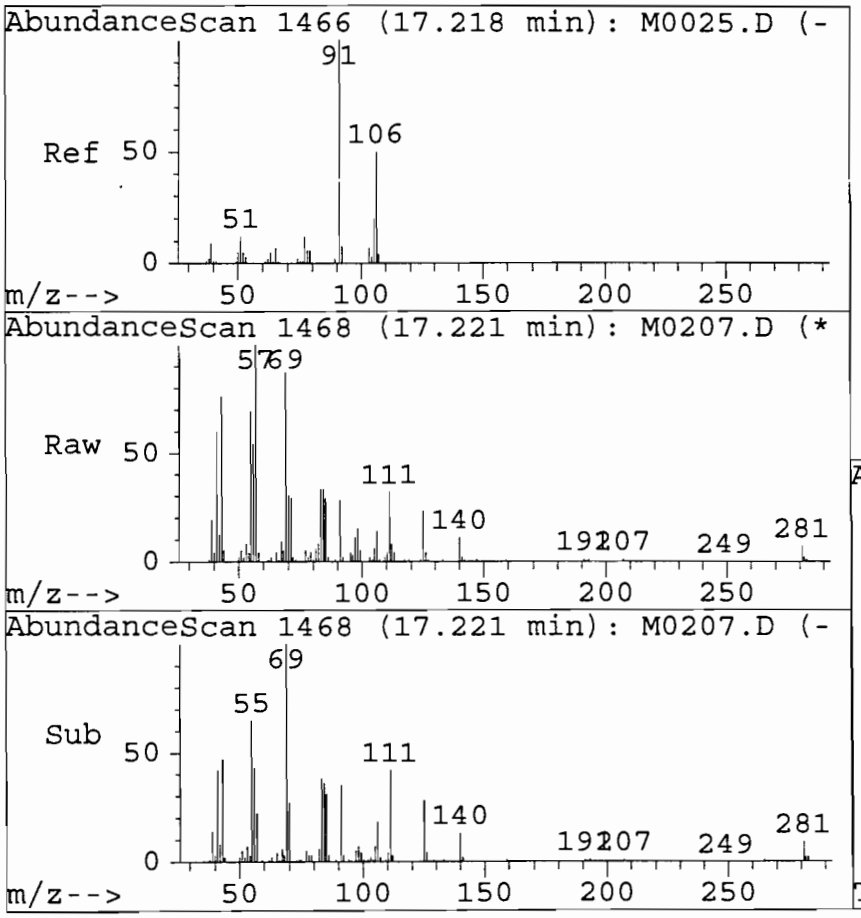

#43 NEGATIVE - 3/11/9

C255 O-Xylene
Concen: 4.51 ug/l
RT: 17.22 min Scan# 1468
Delta R.T. 0.01 min
Lab File: M0207.D
Acq: 26 Feb 93 8:35 pm

Tgt Ion:106.1 Resp: 113787

Ion	Ratio	Lower	Upper
106	100		
91	204.1	160.9	241.3
0	0.0	0.0	0.0
0	0.0	0.0	0.0

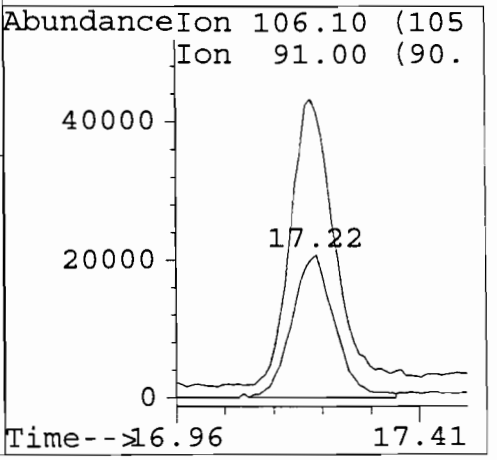

0000063

Library Search Compound Report

Data File : c:\HPCHEM\1\DATA\M0207.D
Acq Time : 26 Feb 93 8:35 pm ~ 4/6
Sample : 1589701,/B-93-2A,REC'D2/24/93
Misc : 5G/5MLS,INSTHPM,REMEDIATION TEC

Operator: PKS/ VITO
Inst : NYTEST HP
Multiplr: 1.00

Method : c:\HPCHEM\1\METHODS\CLPSOIL.M
Title : VOA Standards for 5 point calibration
Library : C:\DATABASE\NBS75K.L

R.T.	Conc	Area	Relative to ISTD	R.T.
16.81	59.68 ug/l	13108007	CI20 Chlorobenzene-d5	15.90

Hit# of 20	Tentative ID	Ref#	CAS#	Qual
1	Heptane, 3-ethyl-2-methyl-	66212	014676-29-0	86
2	Octane, 2,3-dimethyl-	8085	007146-60-3	42
3	Heptane, 3-ethyl-2-methyl-	8080	014676-29-0	87
4	Octane, 2,3-dimethyl-	66214	007146-60-3	68
5	Heptane, 3-ethyl-2-methyl-	66211	014676-29-0	83

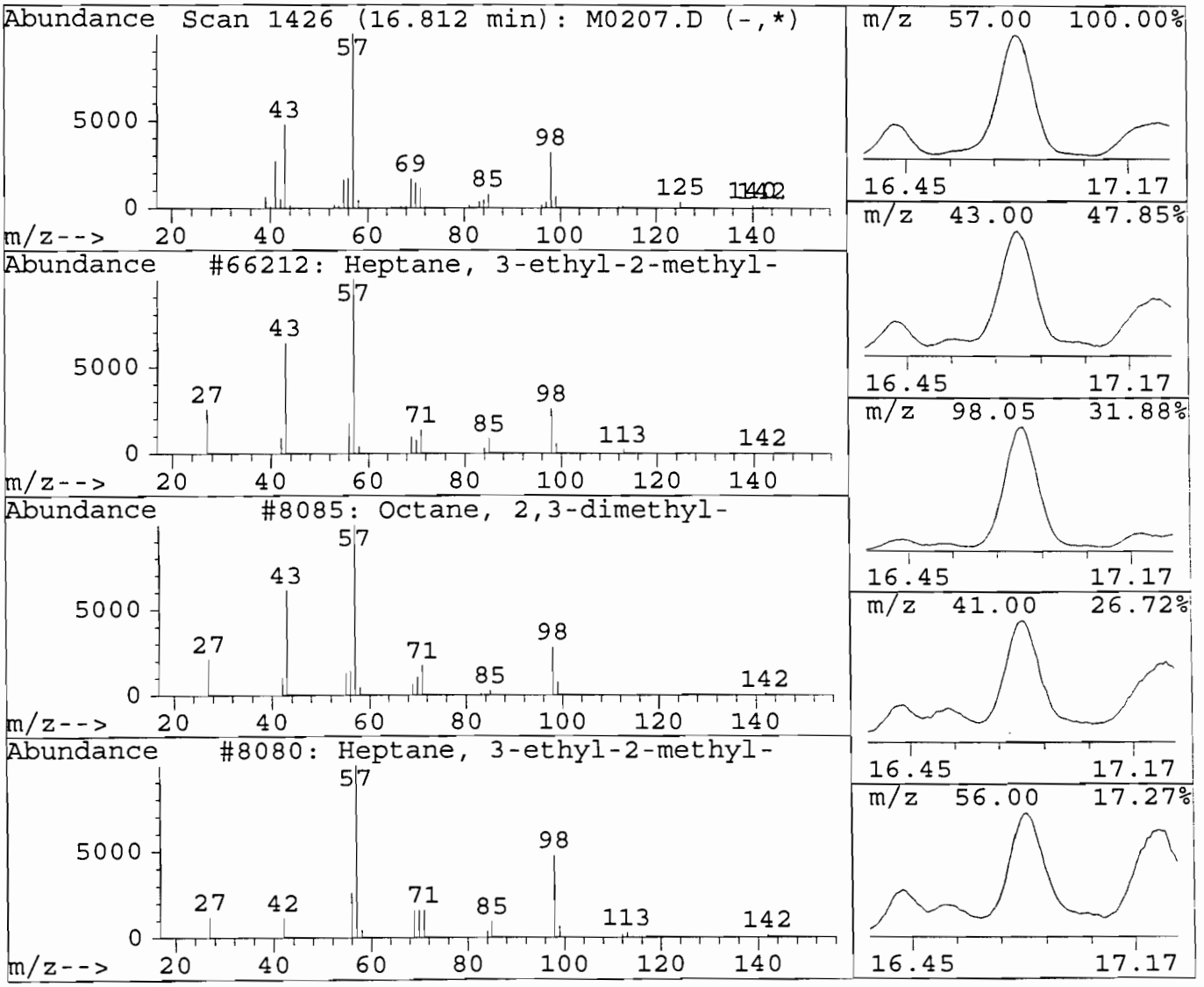

0000064

Library Search Compound Report

Data File : c:\HPCHEM\1\DATA\M0207.D
Acq Time : 26 Feb 93 8:35 pm AC 4/6
Sample : 1589701,/B-93-2A,REC'D2/24/93
Misc : 5G/5MLS,INSTHPM,REMEDIATION TEC

Operator: PKS/ VITO
Inst : NYTEST HP
Multiplr: 1.00

Method : c:\HPCHEM\1\METHODS\CLPSOIL.M
Title : VOA Standards for 5 point calibration
Library : C:\DATABASE\NBS75K.L

R.T.	Conc	Area	Relative to ISTD	R.T.
17.28	63.30 ug/l	13902663	CI20 Chlorobenzene-d5	15.90

Hit# of 20	Tentative ID	Ref#	CAS#	Qual
1	2-Octene, 2,6-dimethyl-	66054	004057-42-5	49
2	Cyclohexane, 1,1,3-trimethyl-	64941	003073-66-3	18
3	Cyclohexane, 1-ethyl-1,3-dimethyl-,	7539	062238-29-3	38
4	Cyclohexane, 1,1,3-trimethyl-	64942	003073-66-3	18
5	Cyclohexane, 1,1,3-trimethyl-	4647	003073-66-3	14

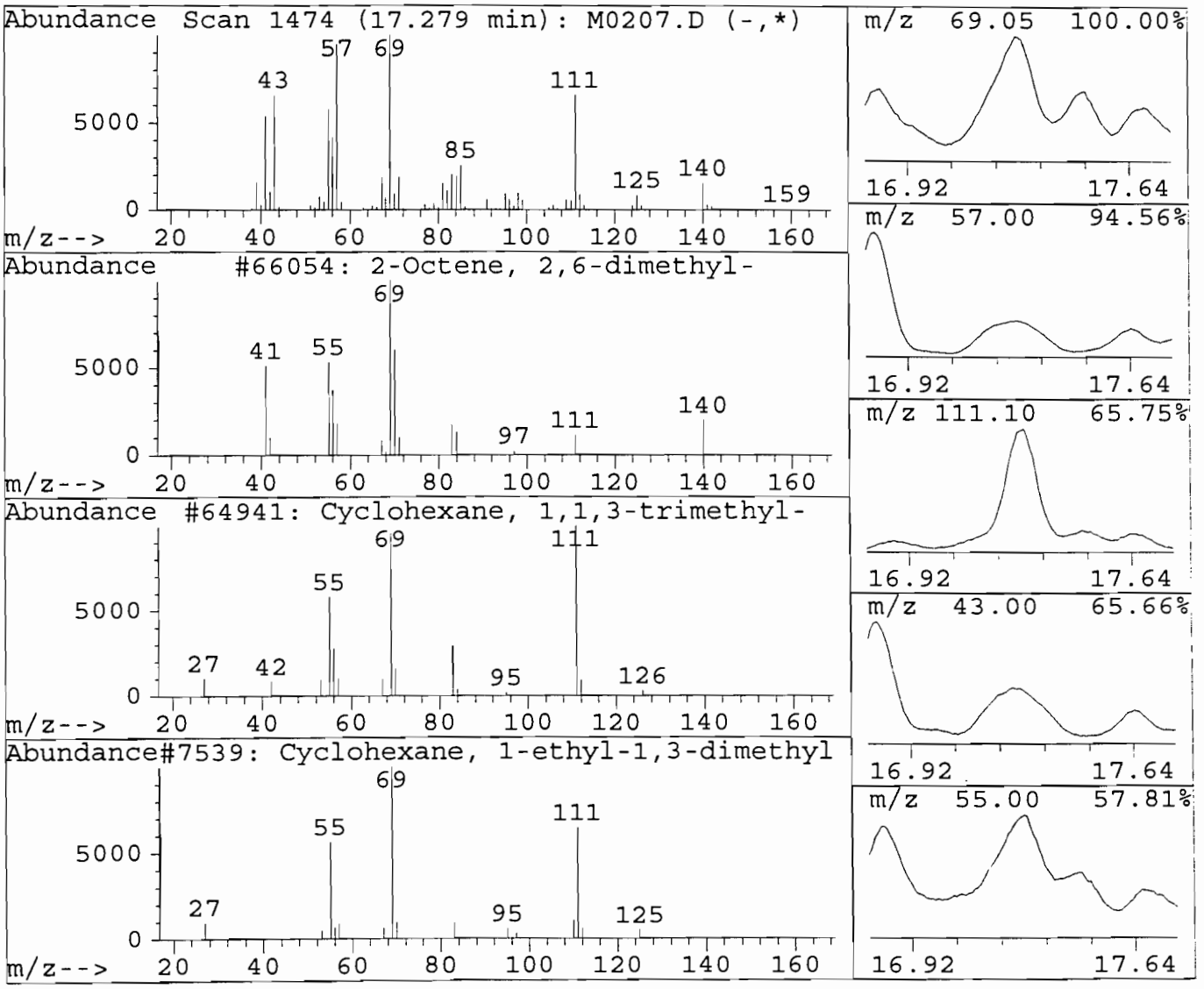

0000065

Library Search Compound Report

Data File : c:\HPCHEM\1\DATA\M0207.D
Acq Time : 26 Feb 93 8:35 pm 4/6
Sample : 1589701,/B-93-2A,REC'D2/24/93
Misc : 5G/5MLS,INSTHPM,REMEDIATION TEC

Operator: PKS/ VITO
Inst : NYTEST HP
Multiplr: 1.00

Method : c:\HPCHEM\1\METHODS\CLPSOIL.M
Title : VOA Standards for 5 point calibration
Library : C:\DATABASE\NBS75K.L

R.T.	Conc	Area	Relative to ISTD	R.T.
18.26	57.94 ug/l	12725558	CI20 Chlorobenzene-d5	15.90

Hit# of 20	Tentative ID	Ref#	CAS#	Qual
1	Cyclohexane, 1,1,2,3-tetramethyl-	7580	006783-92-2	46
2	Cyclohexane, 1,2-diethyl-1-methyl-	11037	061141-79-5	38
3	4-Octene, 2,6-dimethyl-, [S-(Z)]-	7564	062960-77-4	45
4	2-Octene, 2,6-dimethyl-	66054	004057-42-5	59
5	4-Octene, 2,6-dimethyl-, [S-(E)]-	7559	062960-76-3	45

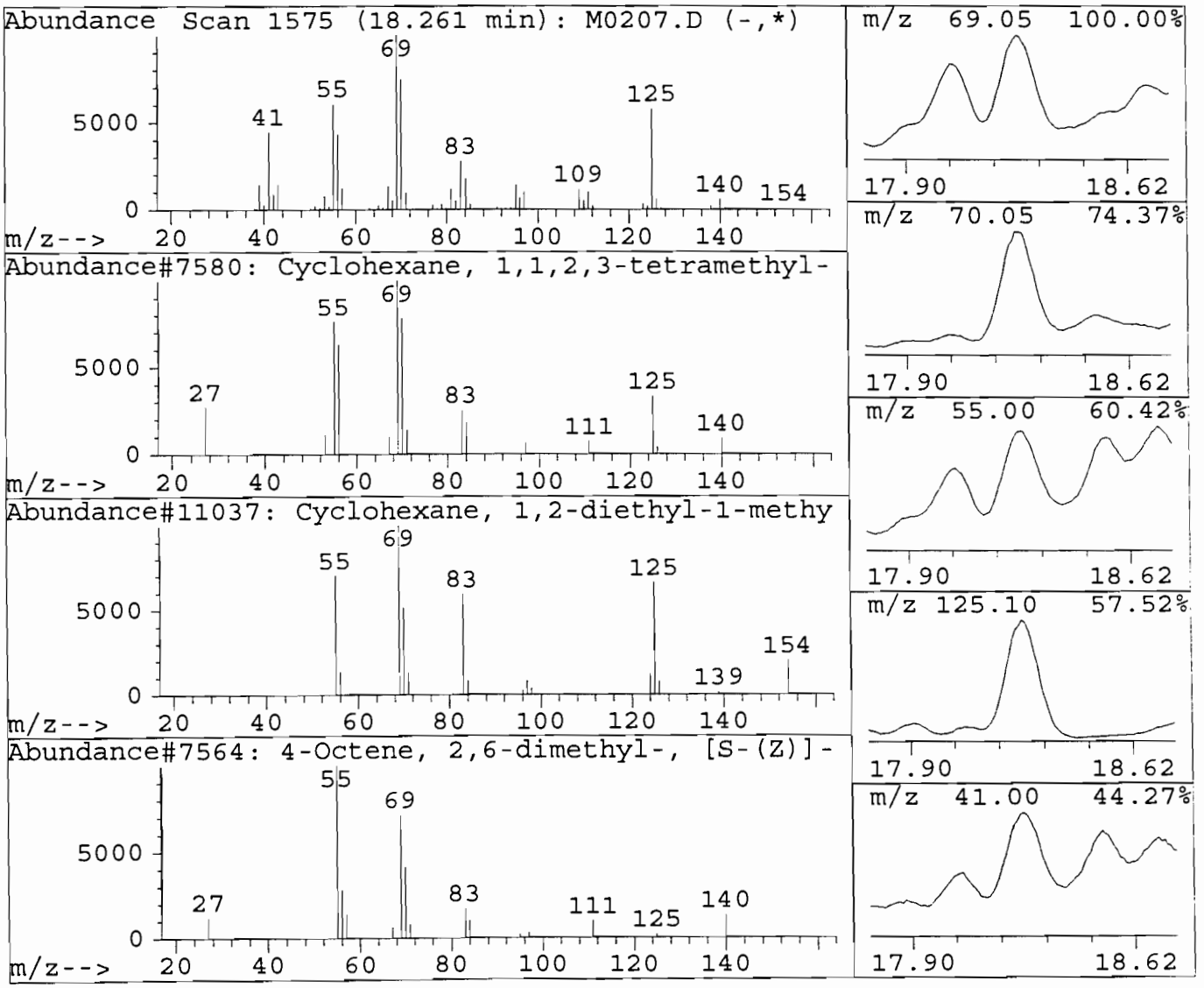

0000066

Library Search Compound Report

Data File : c:\HPCHEM\1\DATA\M0207.D
Acq Time : 26 Feb 93 8:35 pm
Sample : 1589701,/B-93-A,REC'D2/24/93
Misc : 5G/5MLS,INSTHPM,REMEDIATION TEC

Operator: PKS/ VITO
Inst : NYTEST HP
Multiplr: 1.00

Method : c:\HPCHEM\1\METHODS\CLPSOIL.M
Title : VOA Standards for 5 point calibration
Library : C:\DATABASE\NBS75K.L

R.T.	Conc	Area	Relative to ISTD	R.T.
18.51	44.15 ug/l	9696054	CI20 Chlorobenzene-d5	15.90

Hit# of 20	Tentative ID	Ref#	CAS#	Qual
1	5-Eicosene, (E)-	39520	074685-30-6	53
2	Cetylpyridinium Chloride	50020	006004-24-6	43
3	Octane, 4-ethyl-	8095	015869-86-0	49
4	Dodecane, 3-methyl-	19011	017312-57-1	43
5	Decane	66204	000124-18-5	22

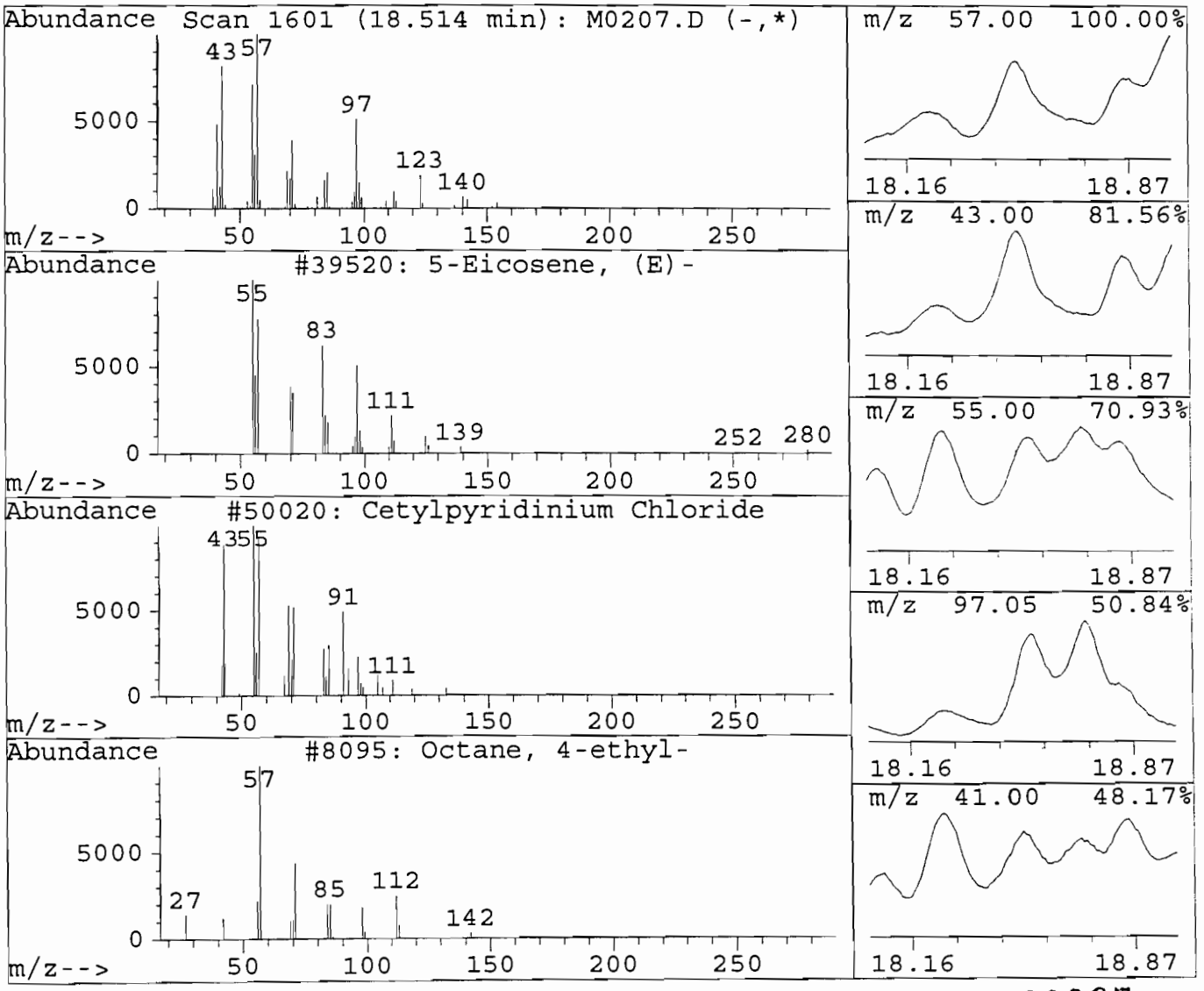

0000067

Library Search Compound Report

Data File : c:\HPCHEM\1\DATA\M0207.D
Acq Time : 26 Feb 93 8:35 pm
Sample : 1589701,/B-93-2A,REC'D2/24/93
Misc : 5G/5MLS,INSTHPM,REMEDIATION TEC

Operator: PKS/ VITO
Inst : NYTEST HP
Multiplr: 1.00

Method : c:\HPCHEM\1\METHODS\CLPSOIL.M
Title : VOA Standards for 5 point calibration
Library : C:\DATABASE\NBS75K.L

R.T.	Conc	Area	Relative to ISTD	R.T.
18.85	57.67 ug/l	12665810	CI20 Chlorobenzene-d5	15.90

Hit# of 20	Tentative ID	Ref#	CAS#	Qual
1	Nonane, 4,5-dimethyl-	11612	017302-23-7	45
2	Heptane, 3,4-dimethyl-	65136	000922-28-1	27
3	Decane, 2,6,7-trimethyl-	19027	062108-25-2	10
4	Decane, 3-methyl-	67315	013151-34-3	25
5	Hexane, 3-methyl-	63421	000589-34-4	22

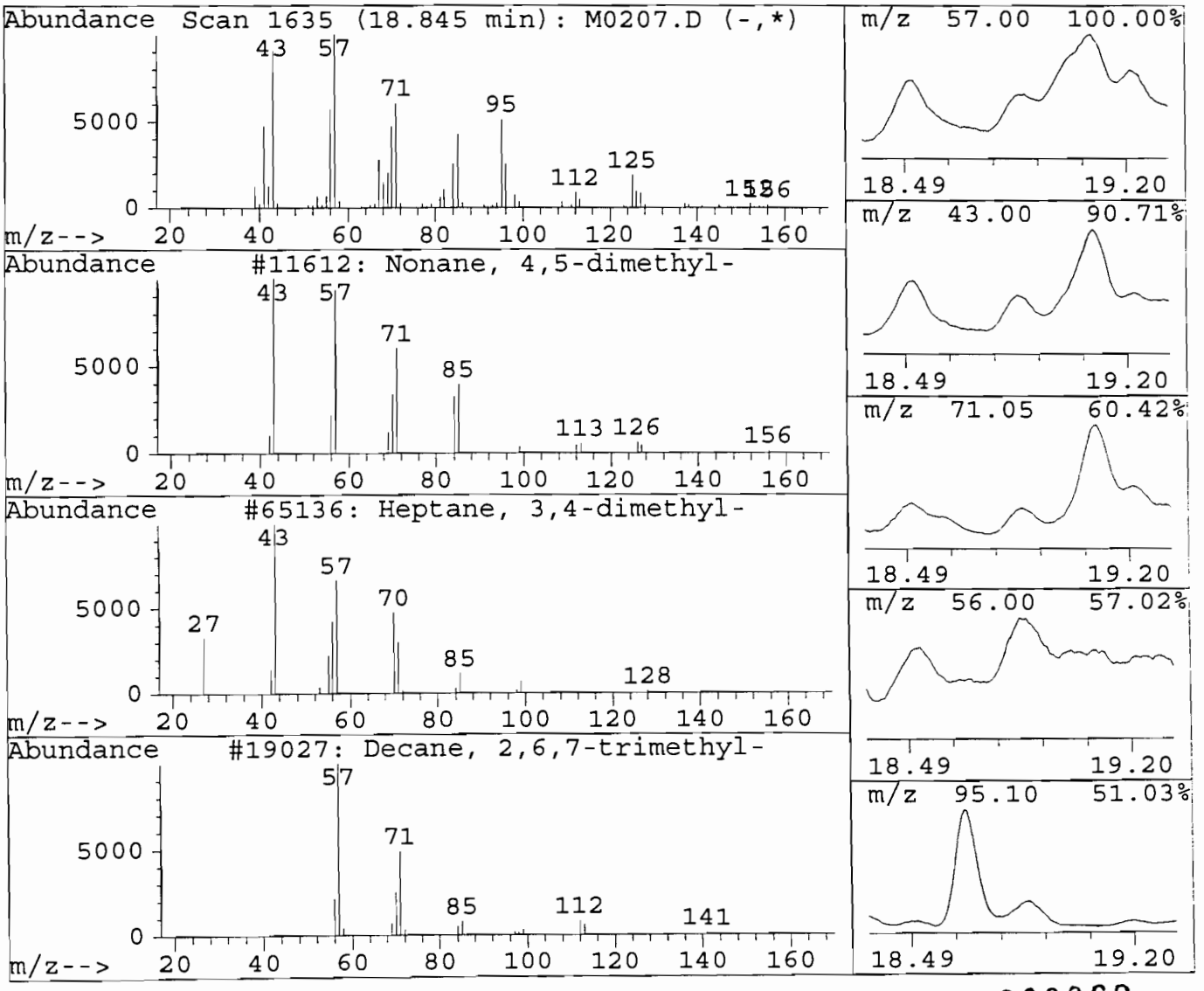

0000068

Library Search Compound Report

Data File : c:\HPCHEM\1\DATA\M0207.D
Acq Time : 26 Feb 93 8:35 pm
Sample : 1589701,/B-93-2A,REC'D2/24/93
Misc : 5G/5MLS,INSTHPM,REMEDIATION TEC

Operator: PKS/ VITO
Inst : NYTEST HP
Multiplr: 1.00

Method : c:\HPCHEM\1\METHODS\CLPSOIL.M
Title : VOA Standards for 5 point calibration
Library : C:\DATABASE\NBS75K.L

R.T.	Conc	Area	Relative to ISTD	R.T.
19.09	61.03 ug/l	13404327	CI20 Chlorobenzene-d5	15.90

Hit# of 20	Tentative ID	Ref#	CAS#	Qual
1	Heptane, 3,3,5-trimethyl-	8090	007154-80-5	72
2	Heptane, 3,3,5-trimethyl-	66217	007154-80-5	72
3	Octane, 3,3-dimethyl-	66216	004110-44-5	56
4	Decane, 4-methyl-	67324	002847-72-5	56
5	Heptane, 2,5,5-trimethyl-	8087	001189-99-7	50

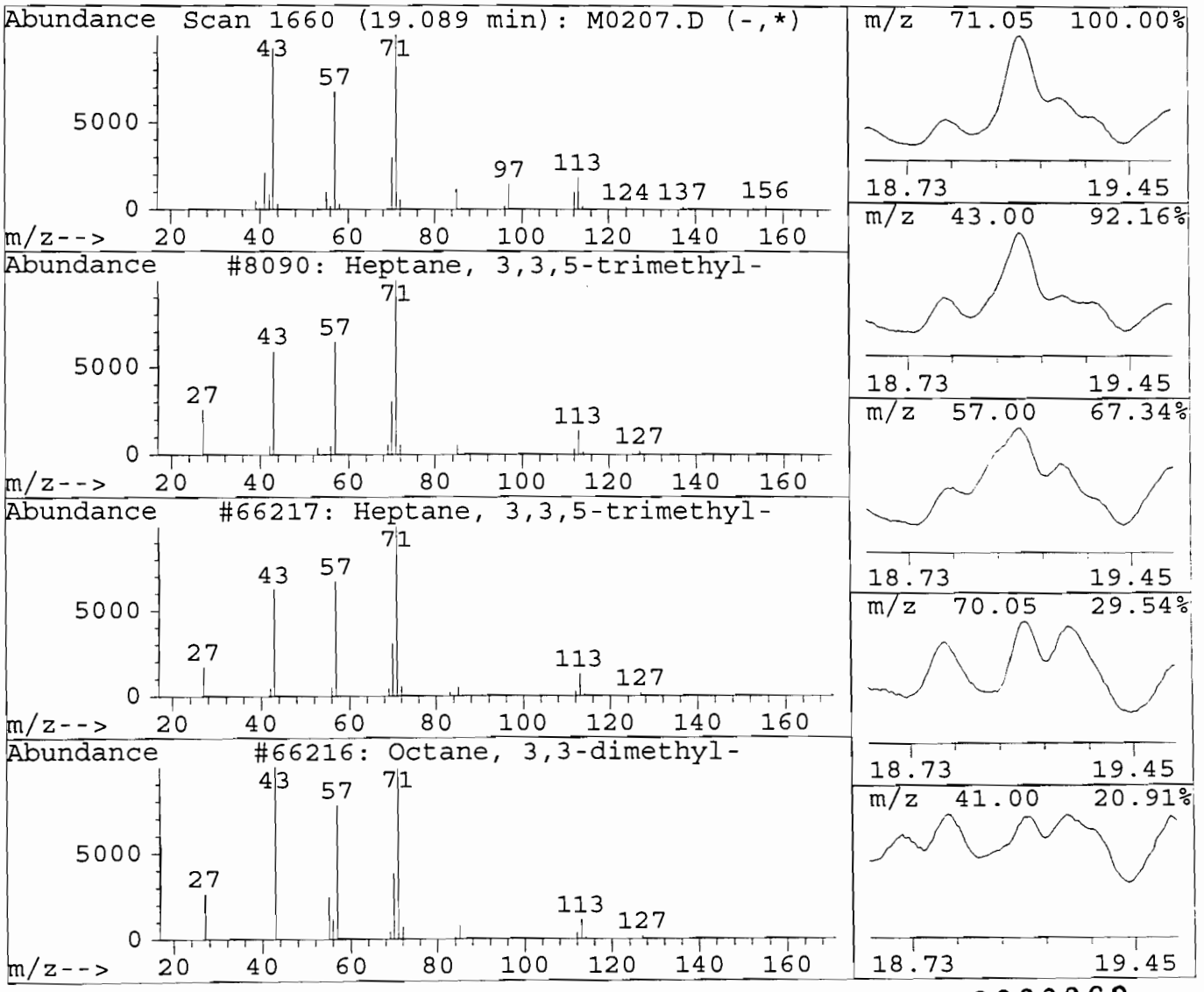

0000069

Library Search Compound Report

Data File : c:\HPCHEM\1\DATA\M0207.D
Acq Time : 26 Feb 93 8:35 pm
Sample : 1589701,/B-93-A,REC'D2/24/93
Misc : 5G/5MLS,INSTHPM,REMEDIATION TEC

Operator: PKS/ VITO
Inst : NYTEST HP
Multiplr: 1.00

Method : c:\HPCHEM\1\METHODS\CLPSOIL.M
Title : VOA Standards for 5 point calibration
Library : C:\DATABASE\NBS75K.L

R.T.	Conc	Area	Relative to ISTD	R.T.
19.31	44.66 ug/l	9809957	CI20 Chlorobenzene-d5	15.90

Hit# of 20	Tentative ID	Ref#	CAS#	Qual
1	Benzene, 1,2,3-trimethyl-	64572	000526-73-8	42
2	Benzene, 1,2,3-trimethyl-	64574	000526-73-8	27
3	Benzene, 1,2,3-trimethyl-	64573	000526-73-8	86
4	Benzene, 1,3,5-trimethyl-	64571	000108-67-8	38
5	Benzene, 1,2,4-trimethyl-	64578	000095-63-6	38

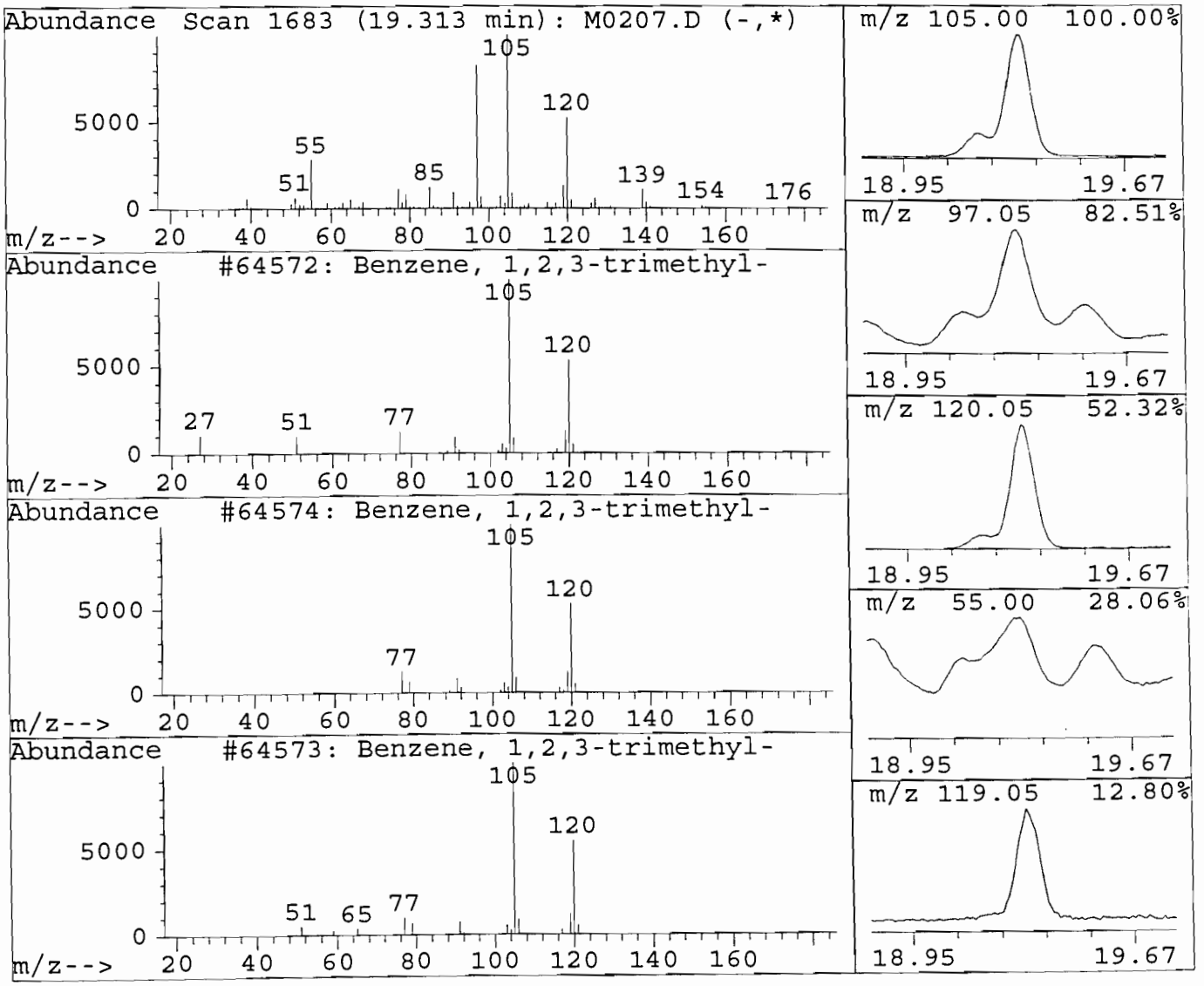

0000070

Library Search Compound Report

Data File : c:\HPCHEM\1\DATA\M0207.D
Acq Time : 26 Feb 93 8:35 pm 2416
Sample : 1589701,/B-93-2A,REC'D2/24/93
Misc : 5G/5MLS,INSTHPM,REMEDIATION TEC

Operator: PKS/ VITO
Inst : NYTEST HP
Multiplr: 1.00

Method : c:\HPCHEM\1\METHODS\CLPSOIL.M
Title : VOA Standards for 5 point calibration
Library : C:\DATABASE\NBS75K.L

R.T.	Conc	Area	Relative to ISTD	R.T.
19.58	76.20 ug/l	16735730	CI20 Chlorobenzene-d5	15.90

Hit# of 20	Tentative ID	Ref#	CAS#	Qual
1	1-Dodecanol, 2-methyl-, (S)-	23010	057289-26-6	40
2	2-Undecene, 4,5-dimethyl-, [R@,S@-(	18485	055170-93-9	32
3	Undecane, 4,5-dimethyl-	18996	017312-79-7	16
4	Nonane, 4-methyl-5-propyl-	19021	062185-55-1	27
5	2-Undecene, 4,5-dimethyl-, [R@,R@-(	18484	055170-92-8	25

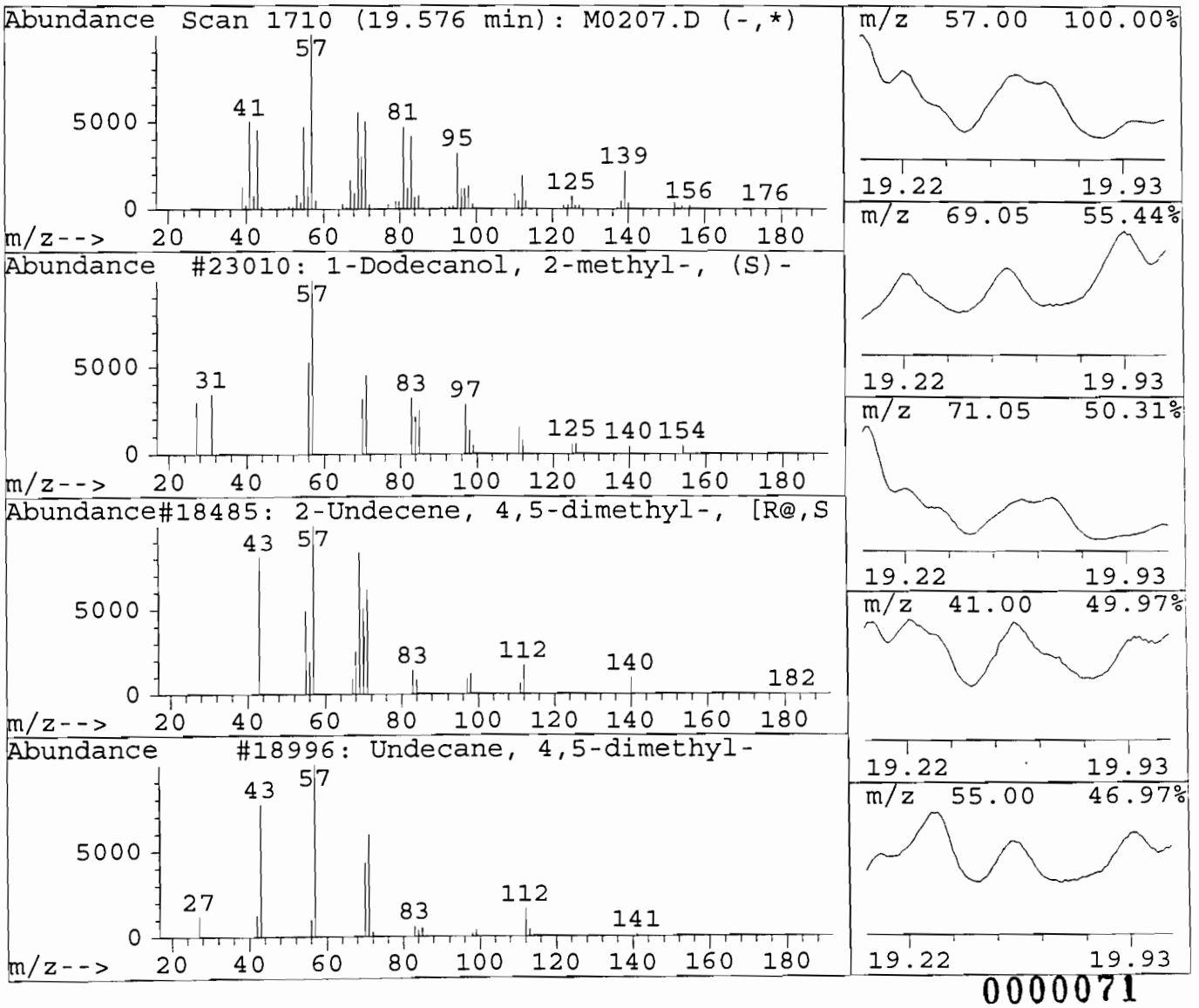

0000071

Library Search Compound Report

Data File : c:\HPCHEM\1\DATA\M0207.D
Acq Time : 26 Feb 93 8:35 pm
Sample : 1589701,/B-93-2A,REC'D2/24/93
Misc : 5G/5MLS,INSTHPM,REMEDIATION TEC

Operator: PKS/ VITO
Inst : NYTEST HP
Multiplr: 1.00

Method : c:\HPCHEM\1\METHODS\CLPSOIL.M
Title : VOA Standards for 5 point calibration
Library : C:\DATABASE\NBS75K.L

R.T.	Conc	Area	Relative to ISTD	R.T.
20.26	139.25 ug/l	30584815	CI20 Chlorobenzene-d5	15.90

Hit# of 20	Tentative ID	Ref#	CAS#	Qual
1	Bicyclo[2.2.1]heptan-2-one, 1,7,7-t	66961	000464-48-2	17
2	3-Methyl-2-(2-oxopropyl)furan	6895	000000-00-0	12
3	1-Nonadecene	37066	018435-45-5	12
4	Camphor	10390	000076-22-2	17
5	5-Octen-4-one, 7-methyl-	7454	032064-78-1	25

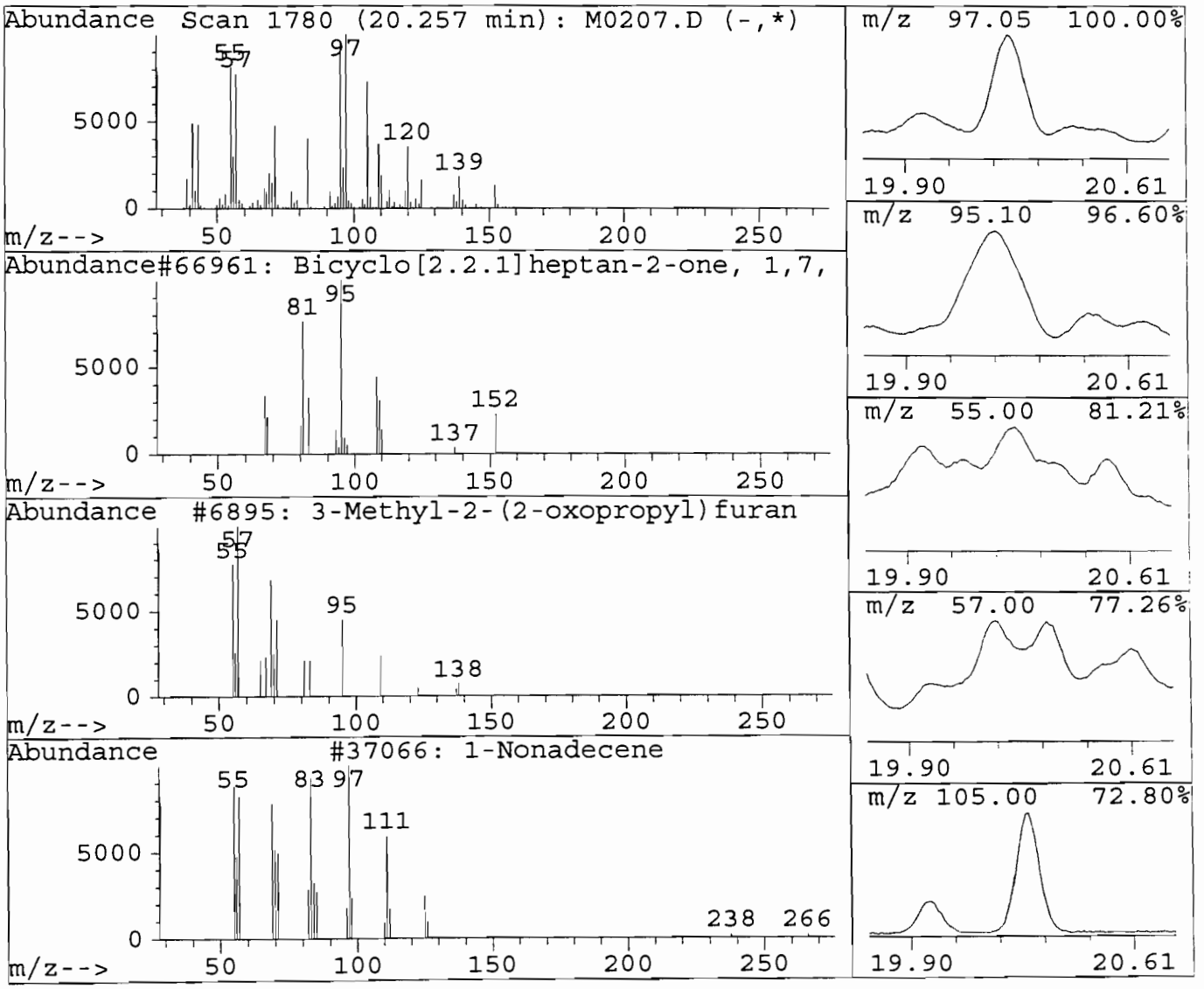

0000072

Library Search Compound Report

Data File : c:\HPCHEM\1\DATA\M0207.D
Acq Time : 26 Feb 93 8:35 pm
Sample : 1589701,/B-93-A,REC'D2/24/93
Misc : 5G/5MLS,INSTHPM,REMEDIATION TEC

Operator: PKS/ VITO
Inst : NYTEST HP
Multiplr: 1.00

Method : c:\HPCHEM\1\METHODS\CLPSOIL.M
Title : VOA Standards for 5 point calibration
Library : C:\DATABASE\NBS75K.L

R.T.	Conc	Area	Relative to ISTD	R.T.
20.54	46.88 ug/l	10295902	CI20 Chlorobenzene-d5	15.90

Hit# of 20	Tentative ID	Ref#	CAS#	Qual
1	Ketone, 2,2-dimethylcyclohexyl meth	10884	017983-26-5	36
2	Cyclohexane, 1-ethyl-2-propyl-	11062	062238-33-9	42
3	Cyclohexane, 1-ethyl-1,3-dimethyl-,	7539	062238-29-3	10
4	Cyclohexane, (1,2-dimethylbutyl)-	14741	061142-37-8	28
5	Cyclohexane, 1,1,2-trimethyl-	64970	007094-26-0	50

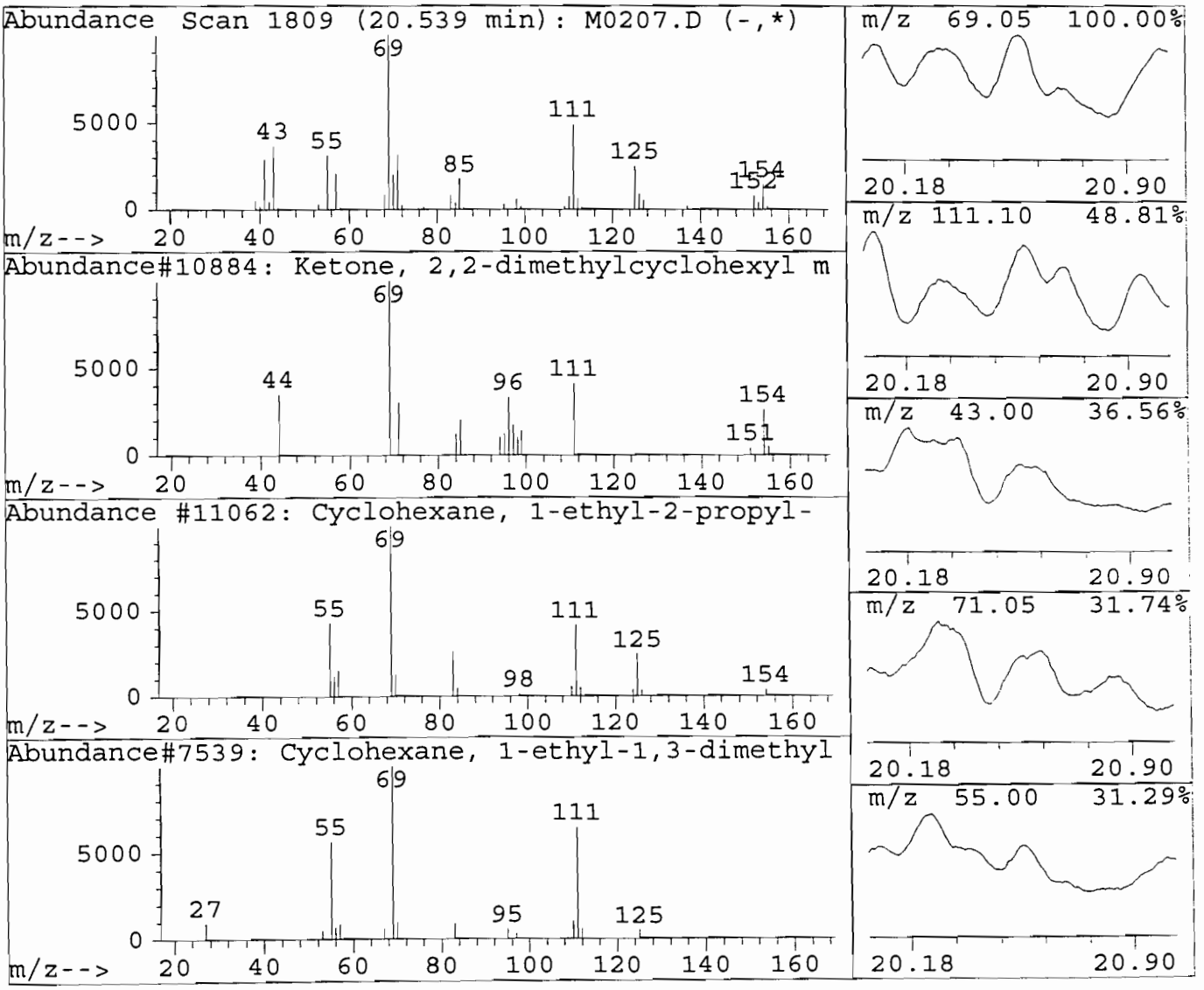

0000073

Library Search Compound Report

Data File : c:\HPCHEM\1\DATA\M0207.D
Acq Time : 26 Feb 93 8:35 pm
Sample : 1589701,/B-93-2A,REC'D2/24/93
Misc : 5G/5MLS,INSTHPM,REMEDIATION TEC

Operator: PKS/ VITO
Inst : NYTEST HP
Multiplr: 1.00

Method : c:\HPCHEM\1\METHODS\CLPSOIL.M
Title : VOA Standards for 5 point calibration
Library : C:\DATABASE\NBS75K.L

R.T.	Conc	Area	Relative to ISTD	R.T.
21.44	76.02 ug/l	16697136	CI20 Chlorobenzene-d5	15.90

Hit# of 20	Tentative ID	Ref#	CAS#	Qual
1	Dodecane	68254	000112-40-3	59
2	Undecane	67317	001120-21-4	74
3	Undecane	11611	001120-21-4	74
4	Undecane	67319	001120-21-4	64
5	Decane	66207	000124-18-5	43

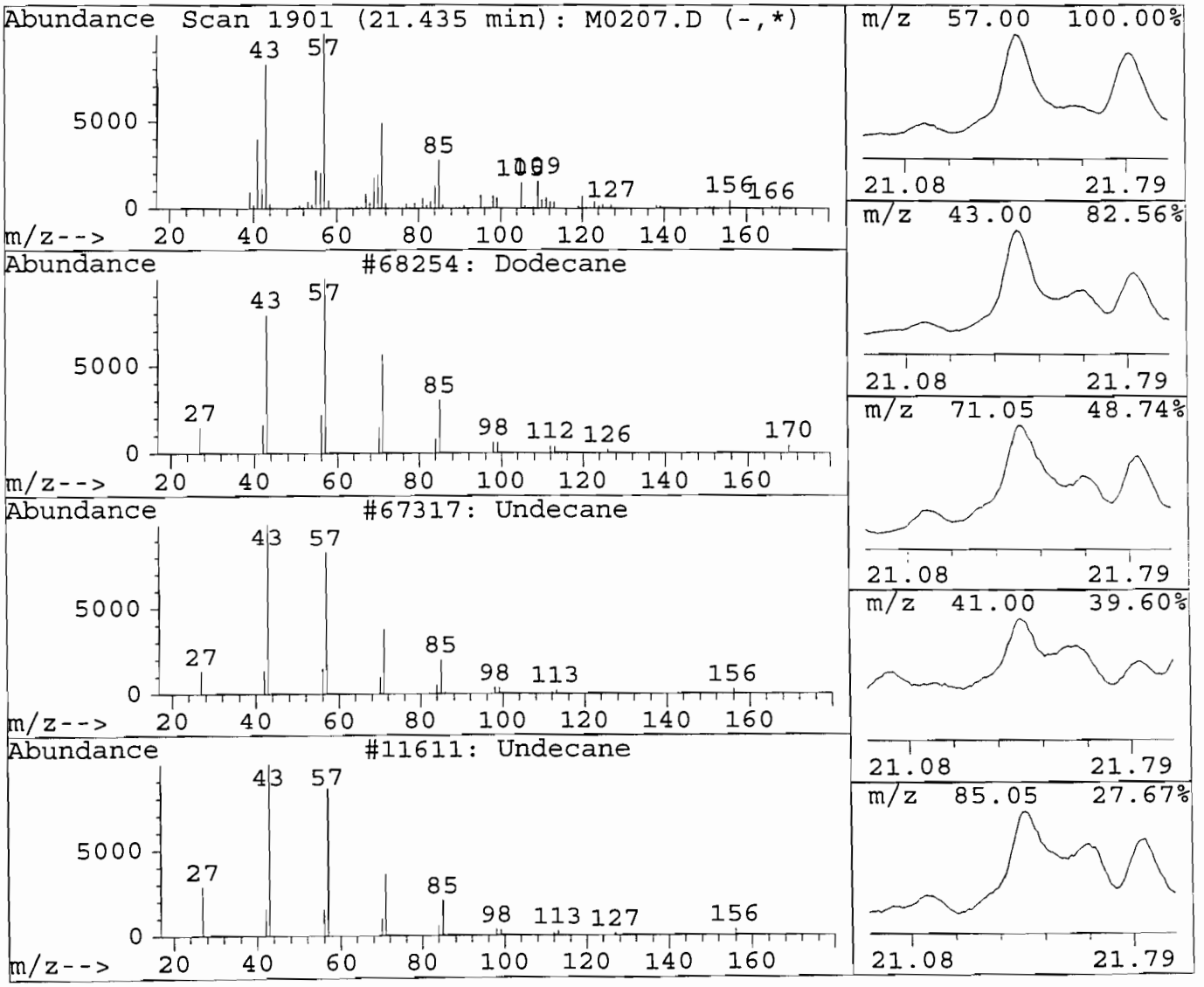

0000074

Library Search Compound Report

Data File : c:\HPCHEM\1\DATA\M0207.D
Acq Time : 26 Feb 93 8:35 pm
Sample : 1589701,/B-93-A,REC'D2/24/93
Misc : 5G/5MLS,INSTHPM,REMEDIATION TEC

Operator: PKS/ VITO
Inst : NYTEST HP
Multiplr: 1.00

Method : c:\HPCHEM\1\METHODS\CLPSOIL.M
Title : VOA Standards for 5 point calibration
Library : C:\DATABASE\NBS75K.L

R.T.	Conc	Area	Relative to ISTD	R.T.
21.61	49.26 ug/l	10818457	CI20 Chlorobenzene-d5	15.90

Hit# of 20	Tentative ID	Ref#	CAS#	Qual
1	1-Hexadecanol	32424	036653-82-4	37
2	1-Undecanol	15845	000112-42-5	25
3	1-Nonadecanol	40236	001454-84-8	12
4	1-Tridecanol	69742	000112-70-9	25
5	1-Nonadecene	37066	018435-45-5	12

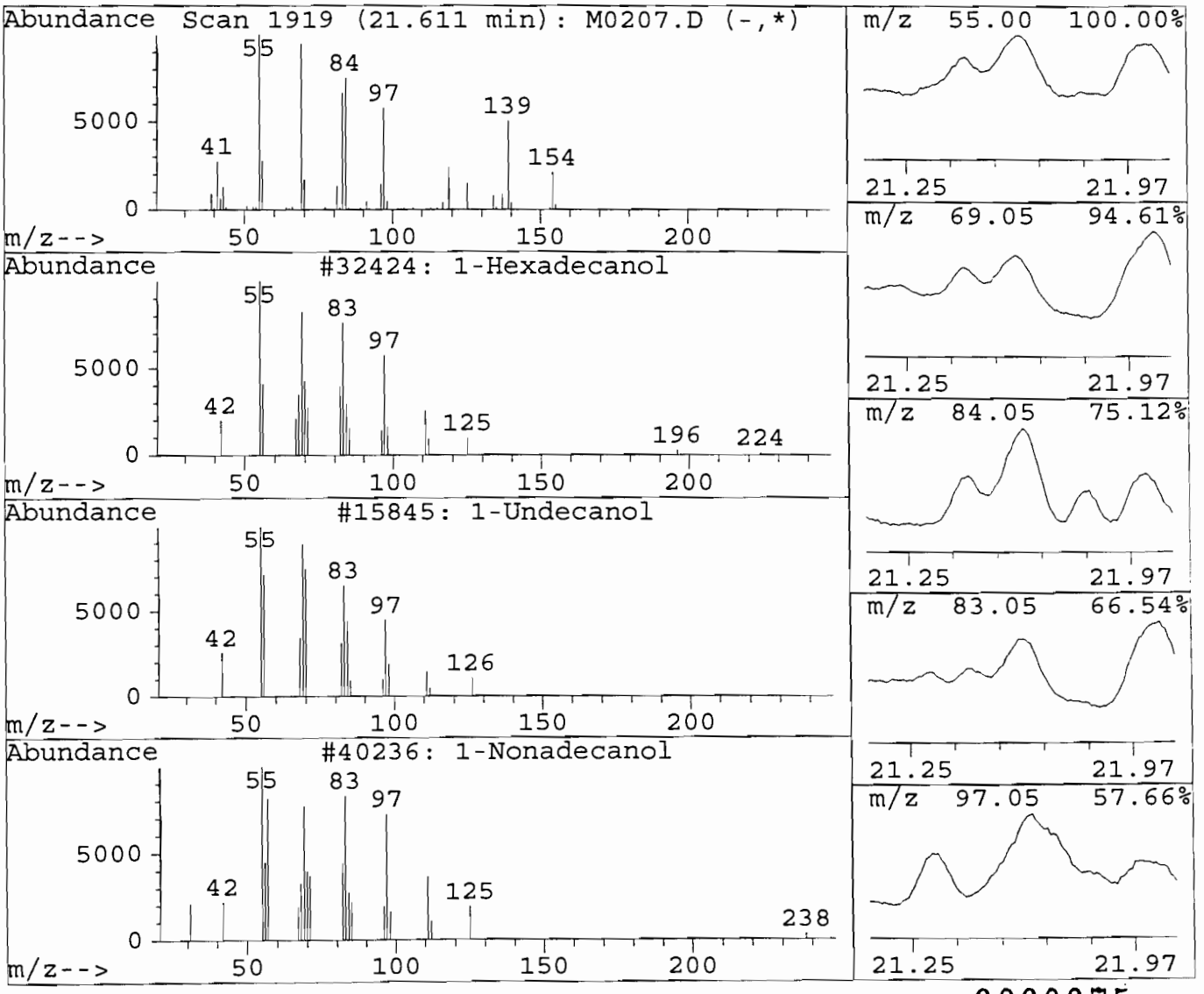

0000075

Library Search Compound Report

Data File : c:\HPCHEM\1\DATA\M0207.D
Acq Time : 26 Feb 93 8:35 pm
Sample : 1589701,/B-93-2A,REC'D2/24/93
Misc : 5G/5MLS,INSTHPM,REMEDIATION TEC

Operator: PKS/ VITO
Inst : NYTEST HP
Multiplr: 1.00

Method : c:\HPCHEM\1\METHODS\CLPSOIL.M
Title : VOA Standards for 5 point calibration
Library : C:\DATABASE\NBS75K.L

R.T.	Conc	Area	Relative to ISTD	R.T.
22.00	128.61 ug/l	28247743	CI20 Chlorobenzene-d5	15.90

Hit# of 20	Tentative ID	Ref#	CAS#	Qual
1	Benzene, methyl(1-methylethyl)-	6208	025155-15-1	41
2	Benzene, 1-methyl-4-(1-methylethyl)	65538	000099-87-6	46
3	Benzene, 4-ethyl-1,2-dimethyl-	6218	000934-80-5	46
4	Benzene, 2-ethyl-1,3-dimethyl-	6200	002870-04-4	41
5	Benzene, 4-ethyl-1,2-dimethyl-	65568	000934-80-5	83

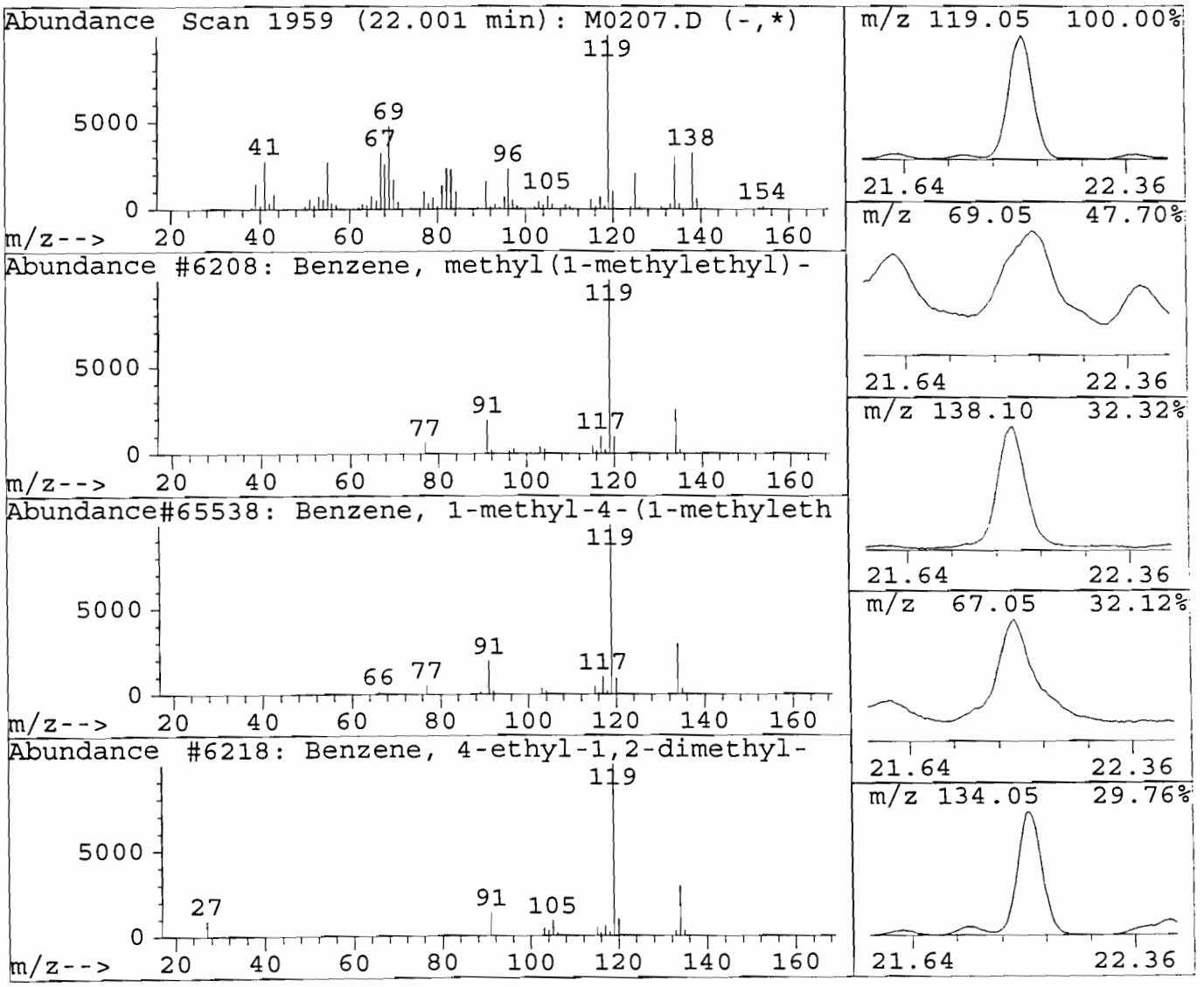

0000076

Library Search Compound Report

Data File : c:\HPCHEM\1\DATA\M0207.D
Acq Time : 26 Feb 93 8:35 pm A4/b
Sample : 1589701,/B-93-2A,REC'D2/24/93
Misc : 5G/5MLS,INSTHPM,REMEDIATION TEC

Operator: PKS/ VITO
Inst : NYTEST HP
Multiplr: 1.00

Method : c:\HPCHEM\1\METHODS\CLPSOIL.M
Title : VOA Standards for 5 point calibration
Library : C:\DATABASE\NBS75K.L

R.T.	Conc	Area	Relative to ISTD	R.T.
23.39	58.85 ug/l	12924596	CI20 Chlorobenzene-d5	15.90

Hit# of 20	Tentative ID	Ref#	CAS#	Qual
1	Bicyclo[4.1.0]heptan-3-one, 4,7,7-t	10380	004176-04-9	53
2	Spiro[5.5]undecane	67012	000180-43-8	43
3	1-Decyne	65923	000764-93-2	38
4	3.beta.-Methyl-trans-hexahydrophtha	10776	002205-25-6	46
5	Cyclohexane, ethenyl-	2345	000695-12-5	35

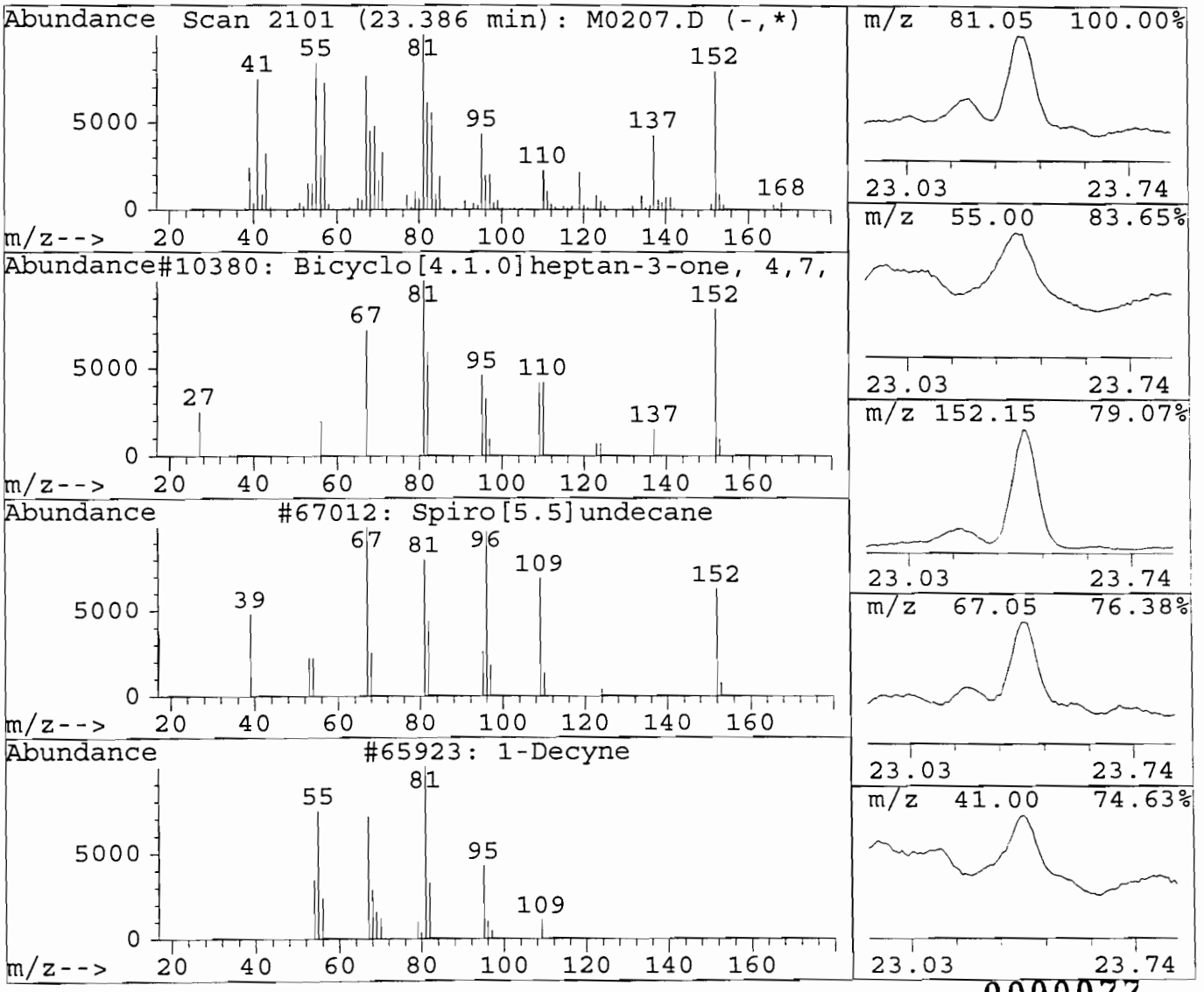

0000077

Library Search Compound Report

Data File : c:\HPCHEM\1\DATA\M0207.D
Acq Time : 26 Feb 93 8:35 pm
Sample : 1589701,/B-93-A,REC'D2/24/93
Misc : 5G/5MLS,INSTHPM,REMEDIATION TEC

Operator: PKS/ VITO
Inst : NYTEST HP
Multiplr: 1.00

Method : c:\HPCHEM\1\METHODS\CLPSOIL.M
Title : VOA Standards for 5 point calibration
Library : C:\DATABASE\NBS75K.L

R.T.	Conc	Area	Relative to ISTD	R.T.
24.01	45.57 ug/l	10009775	CI20 Chlorobenzene-d5	15.90

Hit# of 20	Tentative ID	Ref#	CAS#	Qual
1	Naphthalene, decahydro-2-methyl-	67009	002958-76-1	50
2	Bicyclo[4.1.0]heptan-3-one, 4,7,7-t	10380	004176-04-9	43
3	Naphthalene, decahydro-2-methyl-	10436	002958-76-1	62
4	Bicyclo[4.3.1]decan-10-one	66975	020440-21-5	58
5	Naphthalene, decahydro-2-methyl-	67008	002958-76-1	89

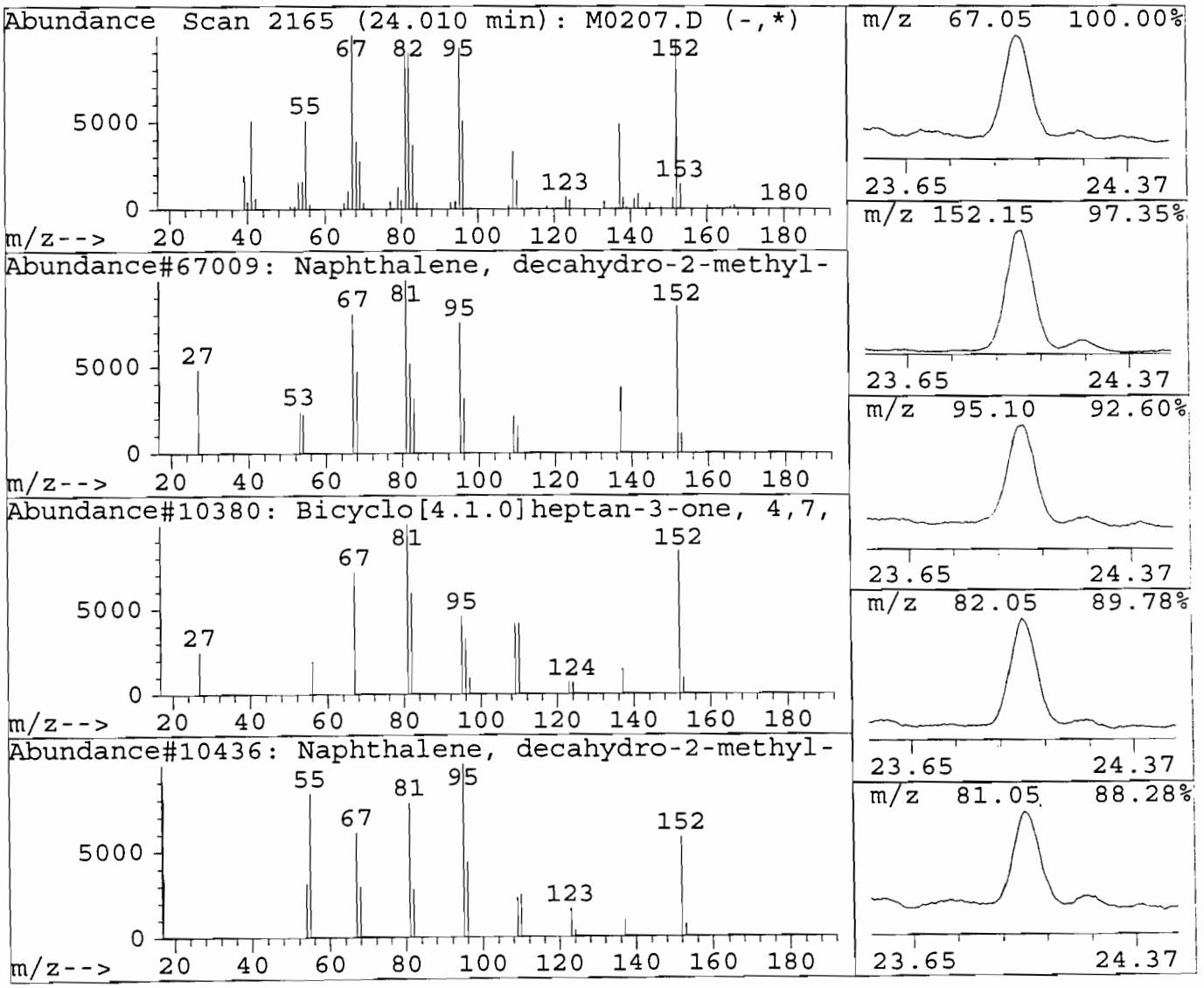

0000078

Area Percent Report

Data File : C:\HPCHEM\1\DATA\M0207.D
Acq Time : 26 Feb 93 8:35 pm
Sample : 1589701,/B-93-2A,REC'D2/24/93
Misc : 5G/5MLS,INSTHPM,REMEDIATION TEC

Operator: PKS/ VITO
Inst : NYTEST HP
Multiplr: 1.00

Method : C:\HPCHEM\1\METHODS\CLPSOIL.M
Title : VOA Standards for 5 point calibration

Signal : TIC
Smoothing : ON
Sampling : 1
Start Thrs: 0.02
Stop Thrs : 0

Filtering: 5
Min Area: 70000 Area counts
Max Peaks: 50
Peak Location: TOP

If leading or trailing edge < 100 prefer < Baseline drop else tangent >
Peak separation: 5

peak #	R.T. min	first scan	max scan	last scan	PK TY	peak height	raw area	corr. area	corr. % max.	% of total
1	8.421	538	559	583	rBV	789978	7129318	4191268	13.70%	1.144%
2	9.282	635	648	670	rBV	417826	4645248	2356145	7.70%	0.643%
3	9.852	691	707	736	rBV	1051886	9099074	6149558	20.11%	1.679%
4	12.695	987	1001	1013	rVV	1097165	8120207	6196879	20.26%	1.692%
5	14.099	1121	1146	1173	rVB	182783	6745317	2830573	9.25%	0.773%
6	14.525	1173	1190	1201	rBV	146480	3018796	1068492	3.49%	0.292%
7	15.454	1242	1286	1301	rBV	263755	7080203	3074721	10.05%	0.839%
8	15.890	1303	1331	1343	rBV	1453418	14616050	10981857	35.91%	2.998%
9	16.210	1343	1364	1375	rBV	659384	8396942	5021357	16.42%	1.371%
10	16.424	1375	1386	1393	rBV	410364	4923860	2679914	8.76%	0.732%
11	16.569	1393	1401	1412	rVV	334561	6090454	2292836	7.50%	0.626%
12	16.812	1412	1426	1451	rVV	1742409	20118957	13108007	42.86%	3.578%
13	17.279	1451	1474	1491	rBV	1138485	21103696	13902663	45.46%	3.795%
14	17.659	1502	1513	1528	rBV	389237	8680023	3285315	10.74%	0.897%
15	17.882	1528	1536	1542	rVV	144122	4037408	729842	2.39%	0.199%
16	18.057	1542	1554	1563	rVV	616196	9018207	4006614	13.10%	1.094%
17	18.261	1563	1575	1588	rVV	1581384	19573916	12725558	41.61%	3.474%
18	18.514	1589	1601	1608	rVV	1245191	16549749	9696054	31.70%	2.647%
19	18.670	1608	1617	1627	rVV	2675795	28923330	19108090	62.48%	5.216%
20	18.845	1627	1635	1645	rVV	1577115	22834346	12665810	41.41%	3.458%
21	19.089	1646	1660	1667	rVV	1448348	23815434	13404327	43.83%	3.659%
22	19.225	1667	1674	1678	rVV	1387183	14826299	8227604	26.90%	2.246%
23	19.313	1678	1683	1695	rVV	1504726	21471769	9809957	32.07%	2.678%
24	19.576	1695	1710	1735	rVV	1321726	31785314	16735730	54.72%	4.569%
25	19.974	1735	1751	1755	rVV	1118933	17156799	8962686	29.30%	2.447%
26	20.257	1756	1780	1799	rVV	1743342	57698872	30584815	100.00%	8.349%
27	20.539	1799	1809	1835	rVB	953619	28046356	10295902	33.66%	2.811%
28	21.007	1839	1857	1867	rBV	707932	16893508	6612282	21.62%	1.805%
29	21.172	1867	1874	1882	rVV	437714	10716476	3373896	11.03%	0.921%
30	21.435	1882	1901	1910	rVV	1848550	30317479	16697136	54.59%	4.558%
31	21.611	1911	1919	1932	rVV	1240509	25932924	10818457	35.37%	2.953%
32	21.825	1932	1941	1948	rVV	861483	13821281	5933642	19.40%	1.620%
33	22.001	1948	1959	1991	rVB	2684953	53781184	28247743	92.36%	7.711%
34	22.410	1992	2001	2018	rVB	331781	13139666	2726375	8.91%	0.744%
35	22.791	2030	2040	2046	rBV	307184	7415497	1803095	5.90%	0.492%

36	22.957	2046	2057	2058	rBV	222592	6117460	1043319	3.41%	0.285%
37	23.386	2083	2101	2125	rVB	1174572	28468104	12924596	42.26%	3.528%
38	23.825	2125	2146	2154	rVV	518883	14393460	6311204	20.64%	1.723%
39	24.010	2154	2165	2173	rVV	1367697	17043512	10009775	32.73%	2.733%
40	24.137	2173	2178	2193	rVV	987801	14324626	5502382	17.99%	1.502%
41	24.371	2193	2202	2212	rVV	641423	8762380	3636792	11.89%	0.993%
42	24.946	2251	2261	2271	rBV	228480	5051148	1669709	5.46%	0.456%
43	25.132	2272	2280	2285	rVV	222881	4054210	1427804	4.67%	0.390%
44	25.297	2285	2297	2309	rVB	487705	8784168	3616214	11.82%	0.987%
45	25.609	2318	2329	2338	rBV	132698	4100753	899172	2.94%	0.245%
46	25.911	2350	2360	2384	rVB	150661	6741509	1531567	5.01%	0.418%
47	26.242	2384	2394	2401	rBV	221587	3660121	1363899	4.46%	0.372%
48	26.398	2402	2410	2430	rVB	231282	7073816	2197197	7.18%	0.600%
49	26.730	2432	2444	2465	rVB	216031	6220935	2410417	7.88%	0.658%
50	27.207	2483	2493	2512	rVB	189079	4773416	1458827	4.77%	0.398%

Sum of corrected areas: 366308074

M0207.D CLPSOIL.M Tue Mar 09 15:58:25 1993 HPM

1A

VOLATILE ORGANICS ANALYSIS DATA SHEET

EPA SAMPLE NO.

B-93-2D

Lab Name: NYTEST ENV INC Contract: 9319853

Lab Code: NYTEST Case No.: 15897 SAS No.: _____ SDG No.: _____

Matrix: (soil/water) SOIL Lab Sample ID: 1589702

Sample wt/vol: 4.00 (g/mL) G Lab File ID: D4708

Level: (low/med) MED Date Received: 02/24/93

% Moisture: not dec. 19 Date Analyzed: 03/02/93

Column: (pack/cap) PACK Dilution Factor: 1.0

CAS NO.	COMPOUND	CONCENTRATION UNITS: (ug/L or ug/Kg) UG/KG	Q
74-87-3	Chloromethane	1500	U
74-83-9	Bromomethane	1500	U
75-01-4	Vinyl Chloride	1500	U
75-00-3	Chloroethane	1500	U
75-09-2	Methylene Chloride	11000	~~B~~ U
67-64-1	Acetone	1500	U
75-15-0	Carbon Disulfide	770	U
75-35-4	1,1-Dichloroethene	770	U
75-34-3	1,1-Dichloroethane	770	U
540-59-0	1,2-Dichloroethene (total)	770	U
67-66-3	Chloroform	770	U
107-06-2	1,2-Dichloroethane	770	U
78-93-3	2-Butanone	1500	U
71-55-6	1,1,1-Trichloroethane	770	U
56-23-5	Carbon Tetrachloride	770	U
108-05-4	Vinyl Acetate	1500	U
75-27-4	Bromodichloromethane	770	U
78-87-5	1,2-Dichloropropane	770	U
10061-01-5	cis-1,3-Dichloropropene	770	U
79-01-6	Trichloroethene	770	U
124-48-1	Dibromochloromethane	770	U
79-00-5	1,1,2-Trichloroethane	770	U
71-43-2	Benzene	770	U
10061-02-6	trans-1,3-Dichloropropene	770	U
75-25-2	Bromoform	770	U
108-10-1	4-Methyl-2-Pentanone	1500	U
591-78-6	2-Hexanone	1500	U
127-18-4	Tetrachloroethene	770	U
79-34-5	1,1,2,2-Tetrachloroethane	770	U
108-88-3	Toluene	57000	E
108-90-7	Chlorobenzene	770	U
100-41-4	Ethylbenzene	91000	E
100-42-5	Styrene	770	U
1330-20-7	Xylene (total)	650000	E

0000081

1E

VOLATILE ORGANICS ANALYSIS DATA SHEET
TENTATIVELY IDENTIFIED COMPOUNDS

EPA SAMPLE NO.

B-93-2D

Lab Name: NYTEST ENV INC Contract: 9319853

Lab Code: NYTEST Case No.: 15897 SAS No.: _____ SDG No.: _____

Matrix: (soil/water) SOIL Lab Sample ID: 1589702

Sample wt/vol: 4.00 (g/mL) G Lab File ID: D4708

Level: (low/med) MED Date Received: 02/24/93

% Moisture: not dec. 19 Date Analyzed: 03/02/93

Column (pack/cap) PACK Dilution Factor: 1.0

Number TICs found: 15

CONCENTRATION UNITS:
(ug/L or ug/Kg) UG/KG

CAS NUMBER	COMPOUND NAME	RT	EST. CONC.	Q
1.	UNKNOWN	21.80	23000	J
2.	UNKNOWN	21.97	19000	J
3.	UNKNOWN	22.27	25000	J
4.	UNKNOWN	23.20	72000	J
5.	UNKNOWN	23.54	26000	J
6.	UNKNOWN ALKANE	24.50	330000	J
7.	UNKNOWN ALKANE	25.04	220000	J
8.	UNKNOWN	25.11	65000	J
9.	UNKNOWN CYCLOALAKNE	27.07	160000	J
10.	UNKNOWN CYCLOALAKNE	27.27	220000	J
11.	UNKNOWN CYCLOALAKNE	28.07	99000	J
12.	UNKNOWN	29.07	140000	J
13.	UNKNOWN ALKANE	31.61	260000	J
14.	SUBSTITUTED BENZENE	39.77	48000	J
15.	UNKNOWN	41.21	28000	J

DATA FROM FILE: D4708 SCANS 30 TO 1250 ACQUIRED: 03/02/93 19:32:00
CALI: D4708 #2
SAMPLE: REMEDIATION TECH.,B-93-2D/15897-02,REC'D 2/24/93
CONDS.: 100UL(4G/10MLS)/5MLS,INST.D

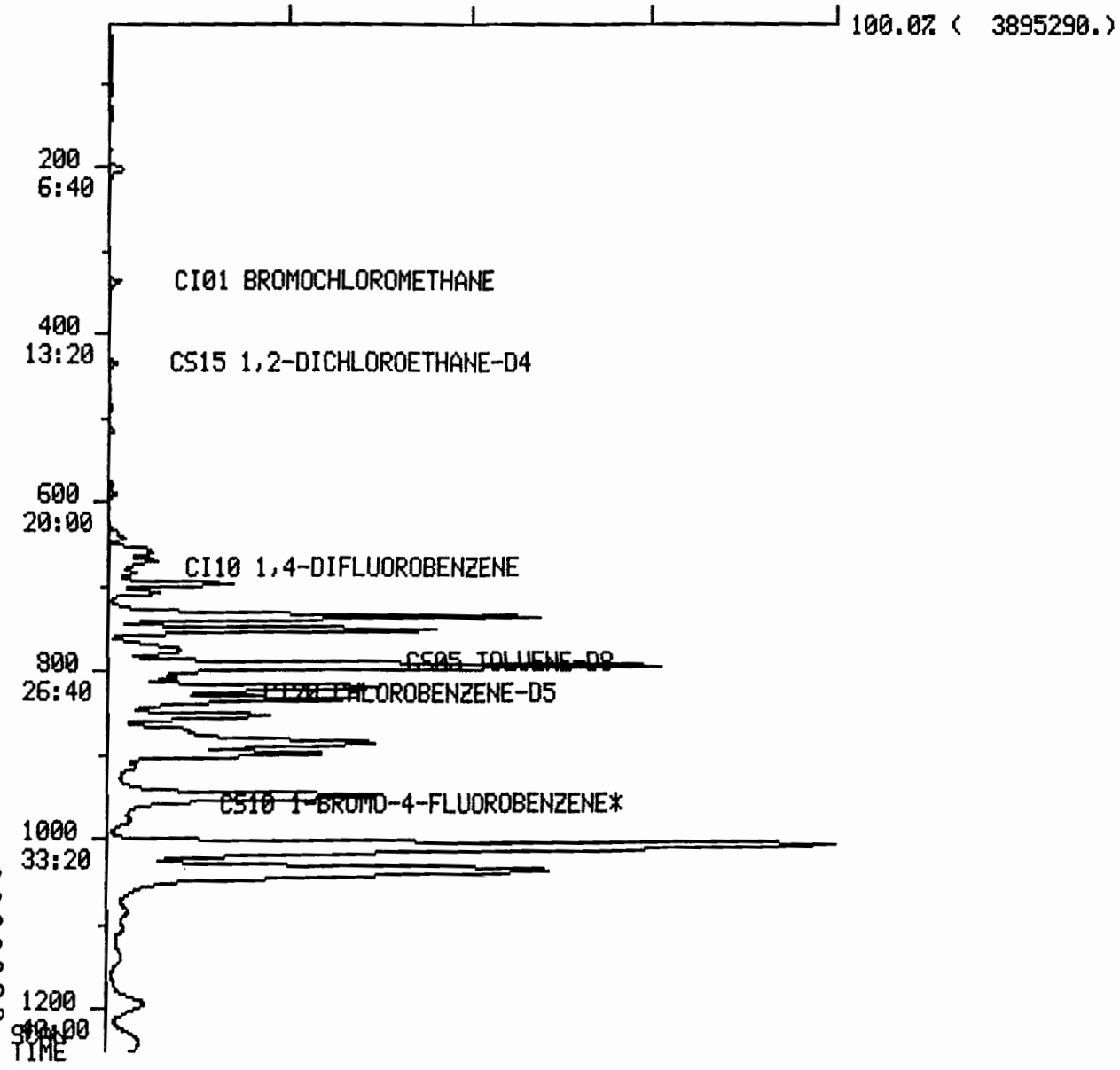

00000083

19% moist

Quantitation Report File: D4708

Data: D4708.TI
03/02/93 19:32:00
Sample: REMEDIATION TECH.,B-93-2D/15897-02,REC'D 2/24/93
Conds.: 100UL(4G/10MLS)/5MLS,INST.D
Formula: - Instrument: 1050 Weight: 0.001
Submitted by: RT Analyst: SC Acct. No.: -

AMOUNT=AREA * REF AMNT/(REF AREA * RESP FACT)
Resp. fac. from Library Entry

No	Name
1	CI01 BROMOCHLOROMETHANE
2	CI10 1,4-DIFLUOROBENZENE
3	CI20 CHLOROBENZENE-D5
4	CS15 1,2-DICHLOROETHANE-D4
5	CS05 TOLUENE-D8
6	CS10 1-BROMO-4-FLUOROBENZENE*
7	C010 CHLOROMETHANE
8	C015 BROMOMETHANE*
9	C020 VINYL CHLORIDE*
10	C025 CHLOROETHANE
11	C030 METHYLENE CHLORIDE
12	C035 ACETONE
13	C040 CARBON DISULFIDE
14	C045 1,1-DICHLOROETHENE *
15	C050 1,1-DICHLOROETHANE*
16	C053 1,2-DICHLOROETHENE (TOTAL)
17	C060 CHLOROFORM *
18	C065 1,2-DICHLOROETHANE*
19	C110 2-BUTANONE
20	C115 1,1,1-TRICHLOROETHANE*
21	C120 CARBON TETRACHLORIDE*
22	C125 VINYL ACETATE
23	C130 BROMODICHLOROMETHANE*
24	C140 1,2-DICHLOROPROPANE
25	C143 CIS-1,3-DICHLOROPROPENE*
26	C150 TRICHLOROETHENE*
27	C165 BENZENE*
28	C155 DIBROMOCHLOROMETHANE*
29	C160 1,1,2-TRICHLOROETHANE*
30	C172 TRANS-1,3-DICHLOROPROPENE*
31	C175 2-CHLOROETHYL VINYL ETHER
32	C180 BROMOFORM **
33	C205 4-METHYL-2-PENTANONE
34	C210 2-HEXANONE
35	C230 TOLUENE *
36	C225 1,1,2,2-TETRACHLOROETHANE*
37	C220 TETRACHLOROETHENE*
38	C235 CHLOROBENZENE*
39	C240 ETHYLBENZENE *
40	C245 STYRENE*
41	C250 M-XYLENE*
42	C255 P + O-XYLENE

No	m/z	Scan	Time	Ref	RRT	Meth	Area(Hght)	Amount		%Tot
1	128	335	11:10	1	1.000	A BB	53244.	50.000	NGS	0.82
2	114	675	22:30	2	1.000	A BB	236946.	50.000	NGS	0.82
3	117	825	27:30	3	1.000	A BB	231437.	50.000	NGS	0.82
4	65	433	14:26	1	1.293	A BB	66501.	51.877	NGS	0.85
5	98	789	26:18	3	0.956	A VB	259906.	51.828	NGS	0.85
6	95	957	31:54	3	1.160	A BB	154972.	51.343	NGS	0.84
7	NOT FOUND									
8	NOT FOUND									
9	NOT FOUND									
10	NOT FOUND									
11	84	200	6:40	1	0.597	A BB	119403.	71.771	NGS	1.18
12	NOT FOUND									
13	NOT FOUND									
14	NOT FOUND									
15	NOT FOUND									
16	NOT FOUND									
17	NOT FOUND									
18	NOT FOUND									
19	NOT FOUND									
20	NOT FOUND									
21	NOT FOUND									
22	NOT FOUND									
23	NOT FOUND									
24	NOT FOUND									
25	NOT FOUND									
26	NOT FOUND									
~~27~~	~~78~~	~~594~~	~~19:48~~	~~2~~	~~0.880~~	~~A BB~~	~~4486.~~	~~0.971~~	~~NGS~~	~~0.02~~ X 8c 3/3/93
28	NOT FOUND									
29	NOT FOUND									
30	NOT FOUND									
31	NOT FOUND									
32	NOT FOUND									
~~33~~	~~43~~	~~696~~	~~23:12~~	~~3~~	~~0.844~~	~~A BV~~	~~868128.~~	~~512.714~~	~~NGS~~	~~8.41~~ X 8c 3/3/93
34	NOT FOUND									
35	91	794	26:28	3	0.962	A BB	2016330.	369.878	NGS	6.06
~~36~~	~~83~~	~~745~~	~~24:50~~	~~3~~	~~0.903~~	~~A VB~~	~~60782.~~	~~20.681~~	~~NGS~~	~~0.34~~ X 8c 3/3/93
~~37~~	~~164~~	~~753~~	~~25:06~~	~~3~~	~~0.913~~	~~A BB~~	~~1412.~~	~~0.665~~	~~NGS~~	~~0.01~~ X 8c 3/3/93
38	NOT FOUND									
39	106	887	29:34	3	1.075	A BB	1218130.	588.941	NGS	9.66
40	NOT FOUND									
41	106	1008	33:36	3	1.222	A BB	5572010.	2289.820	NGS	37.54
42	106	1037	34:34	3	1.257	A BB	4483390.	1938.480	NGS	31.78

Ac 4/2

No	Ret(L)	Ratio	RRT(L)	Ratio	Amnt	Amnt(L)	R.Fac	R.Fac(L)	Ratio
1	11:26	0.98	1.000	1.00	50.00	50.00	1.000	1.000	1.00
2	22:42	0.99	1.000	1.00	50.00	50.00	1.000	1.000	1.00
3	27:40	0.99	1.000	1.00	50.00	50.00	1.000	1.000	1.00
4	14:40	0.98	1.283	1.01	51.88	50.00	1.249	1.204	1.04
5	26:30	0.99	0.958	1.00	51.83	50.00	1.123	1.083	1.04
6	32:06	0.99	1.160	1.00	51.34	50.00	0.670	0.652	1.03
7	1:20		0.117						
8	2:14		0.195						
9	2:58		0.259						
10	4:00		0.350						
11	7:00	0.95	0.612	0.98	71.77	50.00	2.243	1.562	1.44
12	8:12		0.717						

No	Ret(L)	Ratio	RRT(L)	Ratio	Amnt	Amnt(L)	R.Fac	R.Fac(L)	Ratio
13	9:10		0.802						
14	10:56		0.956						
15	12:22		1.082						
16	13:20		1.166						
17	13:54		1.216						
18	14:46		1.292						
19	14:50		1.297						
20	16:02		0.706						
21	16:26		0.724						
22	16:56		0.746						
23	17:06		0.753						
24	18:30		0.815						
25	18:50		0.830						
26	19:26		0.856						
27	20:00	0.99	0.881	1.00	0.97	50.00	0.019	0.975	0.02
28	19:56		0.878						
29	20:06		0.885						
30	20:10		0.888						
31	21:20		0.940						
32	22:44		1.001						
33	23:24	0.99	0.846	1.00	512.71	50.00	3.751	0.366	10.25
34	25:02		0.905						
35	26:40	0.99	0.964	1.00	369.88	50.00	8.712	1.178	7.40
36	25:08	0.99	0.908	0.99	20.68	50.00	0.263	0.635	0.41
37	25:18	0.99	0.914	1.00	0.66	50.00	0.006	0.459	0.01
38	27:48		1.005						
39	29:46	0.99	1.076	1.00	588.94	50.00	5.263	0.447	11.78
40	33:36		1.214						
41	33:56	0.99	1.227	1.00	2289.83	50.00	24.076	0.526	45.80
42	34:50	0.99	1.259	1.00	1938.49	100.00	9.686	0.500	19.38

TARGET COMPOUND COMPARISON

COMPOUND: C030 METHYLENE CHLORIDE

RAW DATA: D4708 #200 BASE M/Z: 49 RIC: 73216.
03/02/93 19:32
SAMPLE: REMEDIATION TECH.,B-93-2D/15897-02,REC'D 2/24/93
CONDS.: 100UL(4G/10MLS)/5MLS,INST.D

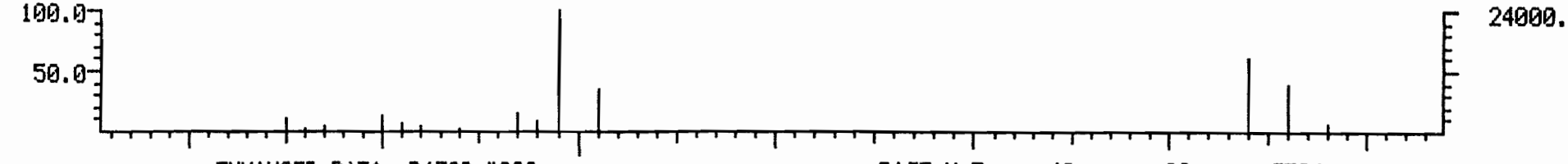

ENHANCED DATA: D4708 #200 BASE M/Z: 49 RIC: 56704.

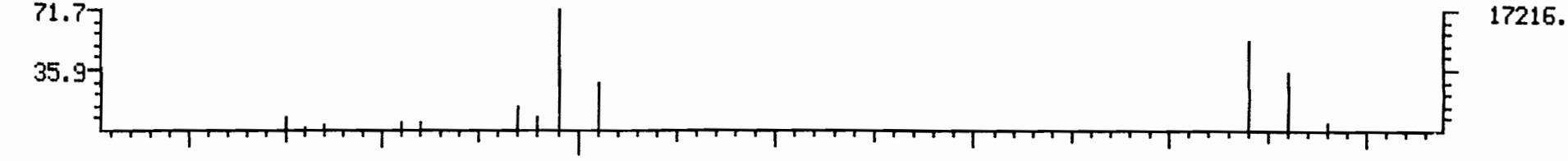

LIBRARY FILE: DC #11 BASE M/Z: 49 RIC: 3064.

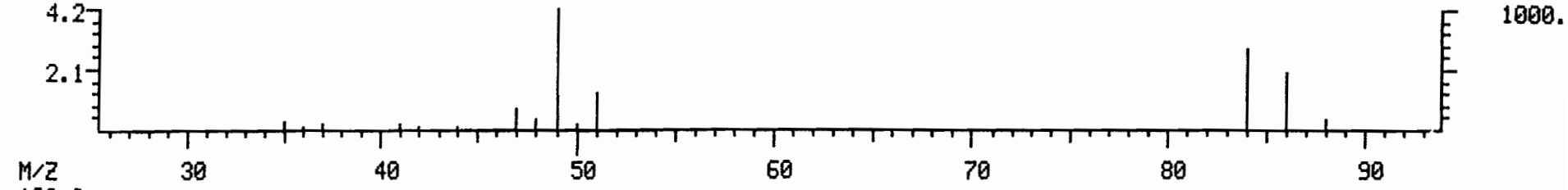

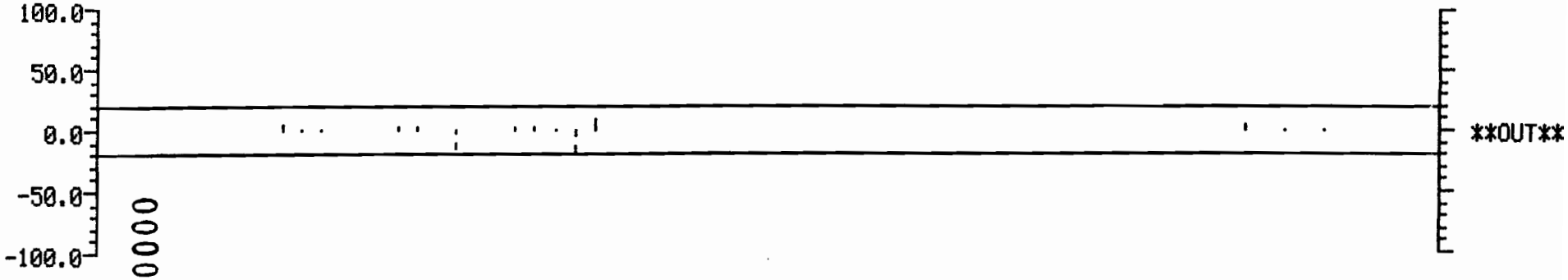

00000087

TARGET COMPOUND COMPARISON

COMPOUND: C230 TOLUENE *

RAW DATA: D4708 #794 BASE M/Z: 43 RIC: 2764790.
03/02/93 19:32
SAMPLE: REMEDIATION TECH.,B-93-2D/15897-02,REC'D 2/24/93
CONDS.: 100UL(4G/10MLS)/5MLS,INST.D

ENHANCED DATA: D4708 #794 BASE M/Z: 43 RIC: 2138110.



LIBRARY FILE: DC #35 BASE M/Z: 91 RIC: 2224.

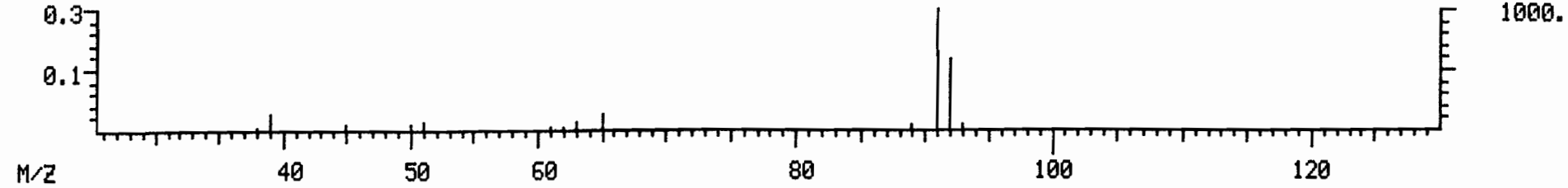

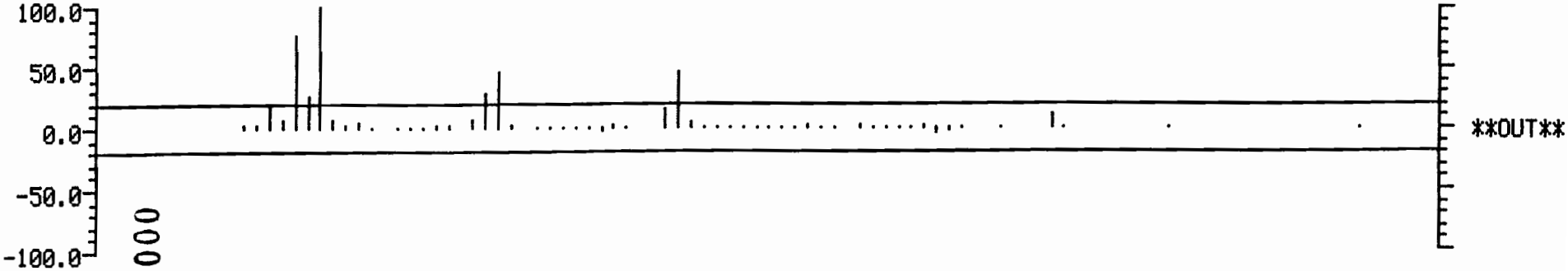

0000088

TARGET COMPOUND COMPARISON

COMPOUND: C240 ETHYLBENZENE *

RAW DATA: D4708 #887 BASE M/Z: 91 RIC: 1353720.
03/02/93 19:32
SAMPLE: REMEDIATION TECH.,B-93-2D/15897-02,REC'D 2/24/93
CONDS.: 100UL(4G/10MLS)/5MLS,INST.D

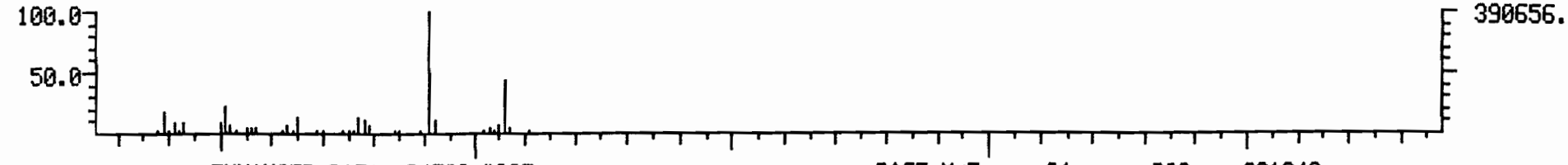

ENHANCED DATA: D4708 #887 BASE M/Z: 91 RIC: 931840.

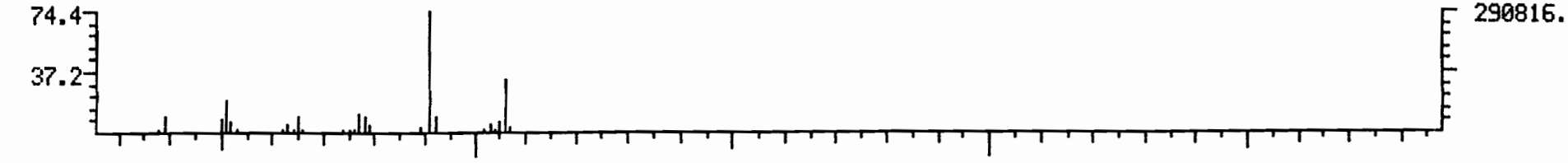

LIBRARY FILE: DC #39 BASE M/Z: 91 RIC: 2172.

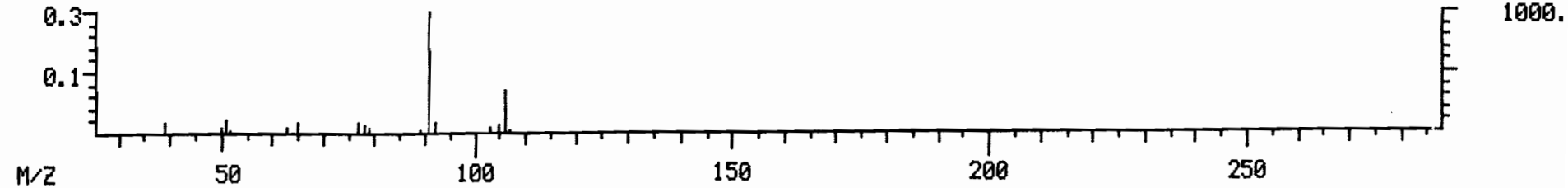

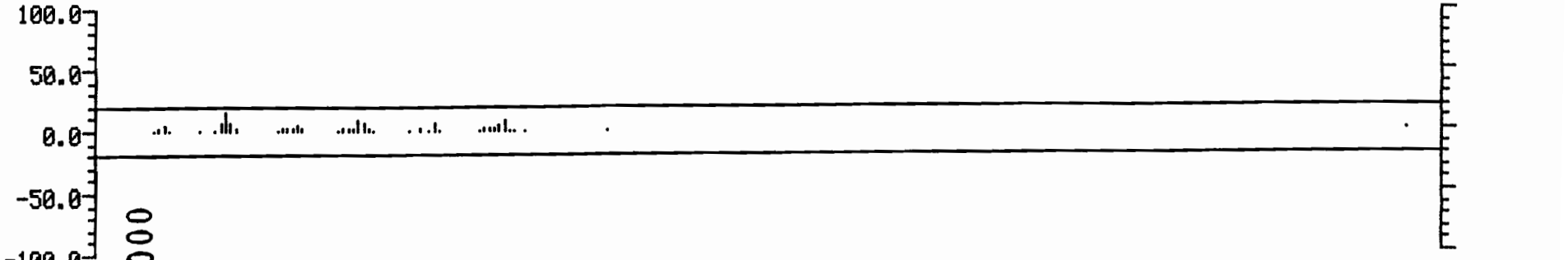

6800089

TARGET COMPOUND COMPARISON

COMPOUND: C250 M-XYLENE*

RAW DATA: D4708 #1008 BASE M/Z: 91 RIC: 3874810.
03/02/93 19:32
SAMPLE: REMEDIATION TECH.,B-93-2D/15897-02,REC'D 2/24/93
CONDS.: 100UL(4G/10MLS)/5MLS,INST.D

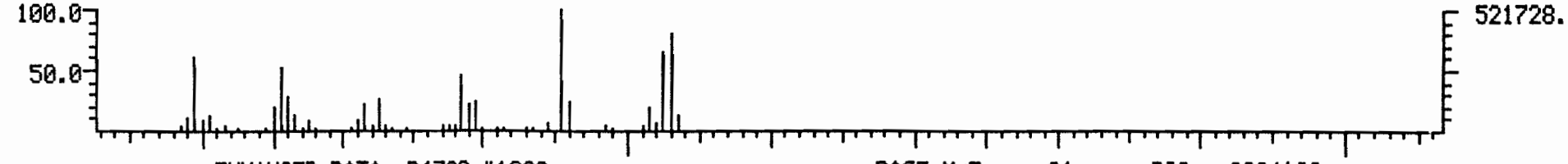

ENHANCED DATA: D4708 #1008 BASE M/Z: 91 RIC: 2224120.

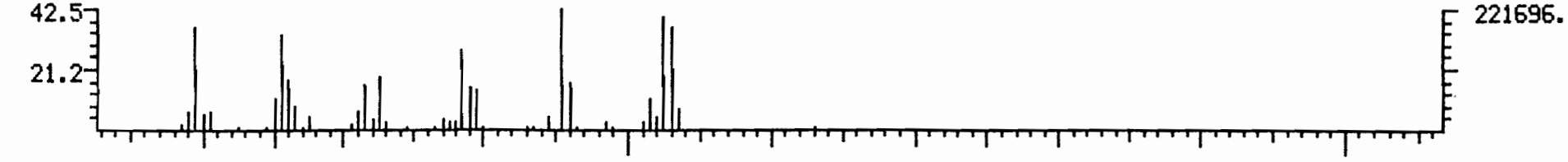

LIBRARY FILE: DC #41 BASE M/Z: 91 RIC: 2536.



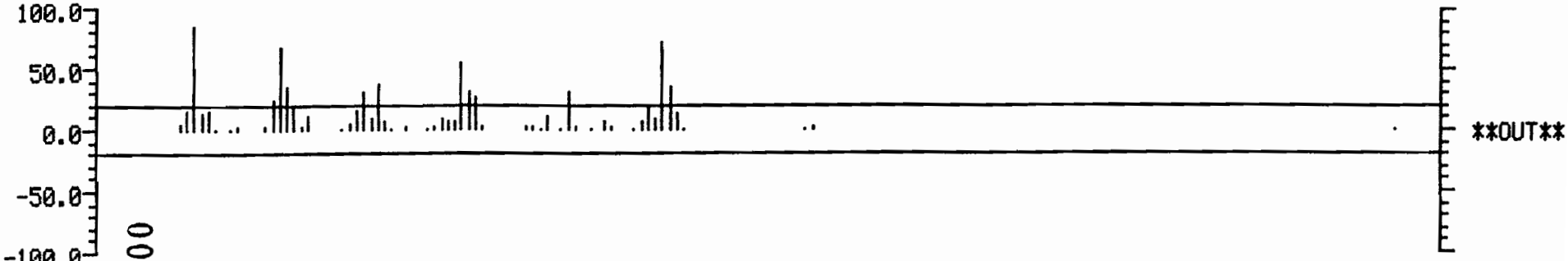

0600090

TARGET COMPOUND COMPARISON

COMPOUND: C255 P + O-XYLENE

RAW DATA: D4708 #1037 BASE M/Z: 91 RIC: 2367480.
03/02/93 19:32
SAMPLE: REMEDIATION TECH.,B-93-2D/15897-02,REC'D 2/24/93
CONDS.: 100UL(4G/10MLS)/5MLS,INST.D



ENHANCED DATA: D4708 #1037 BASE M/Z: 91 RIC: 1198070.



LIBRARY FILE: DC #42 BASE M/Z: 91 RIC: 2544.

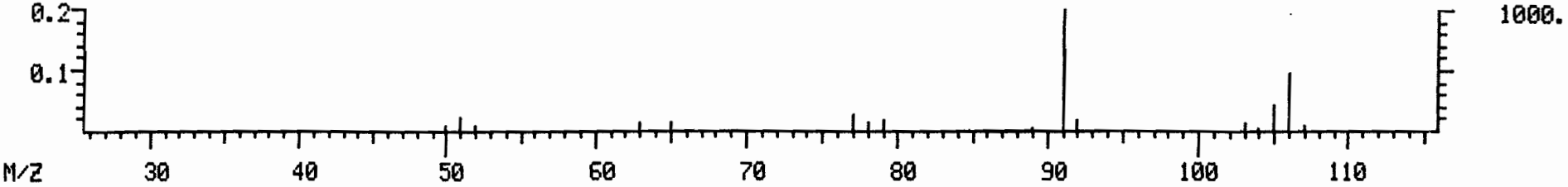

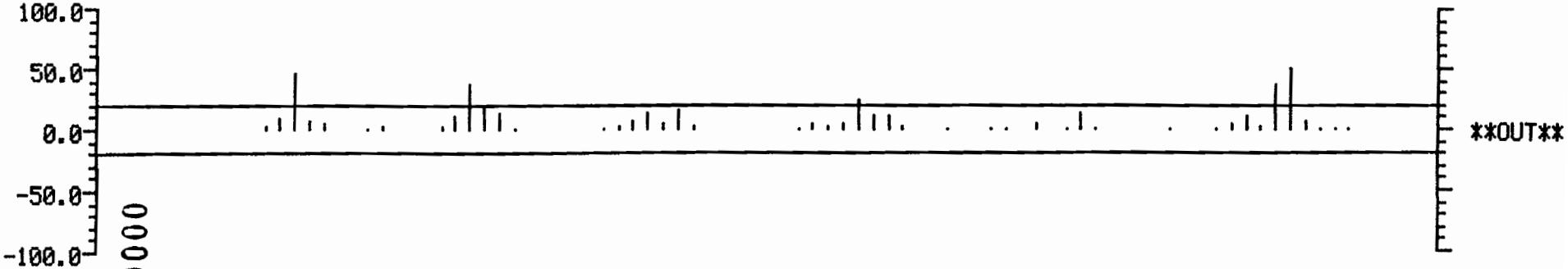

LIBRARY SEARCH (LIBRARYNB)
03/02/93 19:32:00 + 21:48
SAMPLE: REMEDIATION TECH.,B-93-2D/15897-02,REC'D 2/24/93
CONDS.: 100UL(4G/10MLS)/5MLS,INST.D
ENHANCED (S 15B 2N 0T)

DATA: D4708 # 654
CALI: D4708 # 2

BASE M/Z: 43
RIC: 113024.

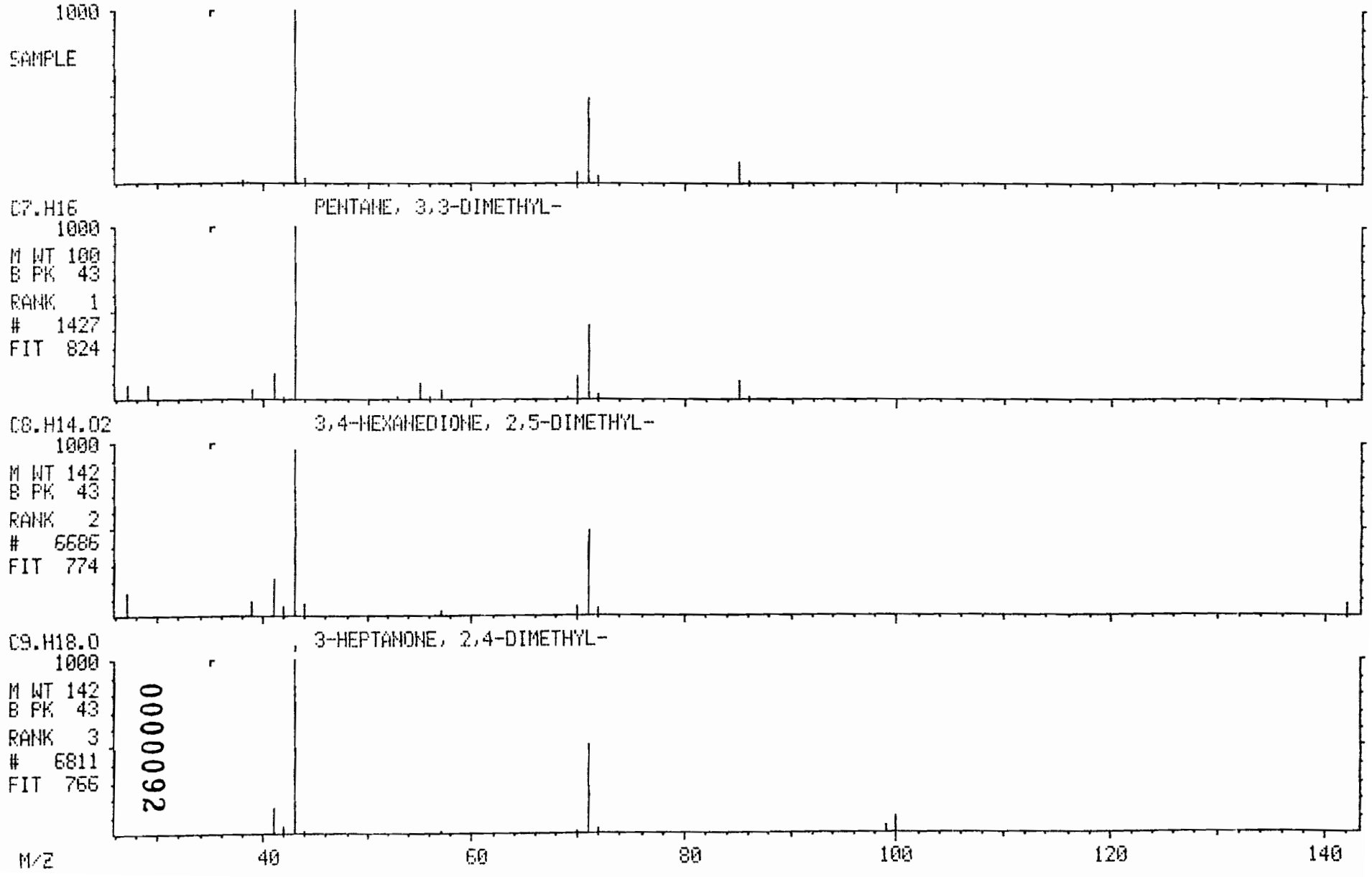

0000092

LIBRARY SEARCH (LIBRARYNB)
03/02/93 19:32:00 + 21:58
SAMPLE: REMEDIATION TECH.,B-93-2D/15897-02,REC'D 2/24/93
CONDS.: 100UL(4G/10MLS)/5MLS,INST.D
ENHANCED (S 15B 2N 0T)

DATA: D4708 # 659
CALI: D4708 # 2

BASE M/Z: 57
RIC: 98944.

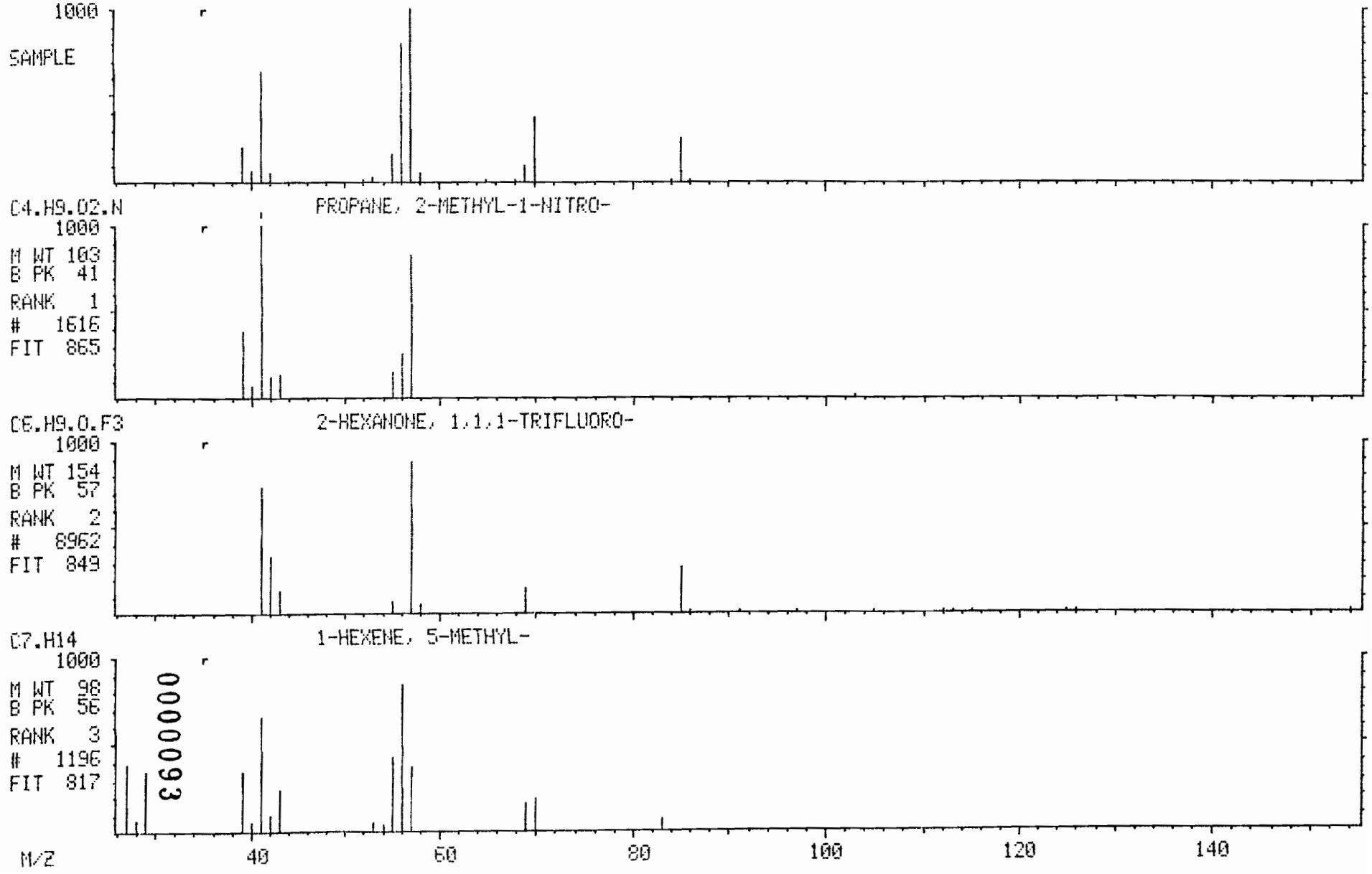

0000093

LIBRARY SEARCH (LIBRARYNB)
03/02/93 19:32:00 + 22:16
SAMPLE: REMEDIATION TECH.,B-93-2D/15897-02,REC'D 2/24/93
CONDS.: 100UL(4G/10MLS)/5MLS,INST.D
ENHANCED (S 15B 2N 0T)

DATA: D4708 # 668
CALI: D4708 # 2

BASE M/Z: 55
RIC: 176896.

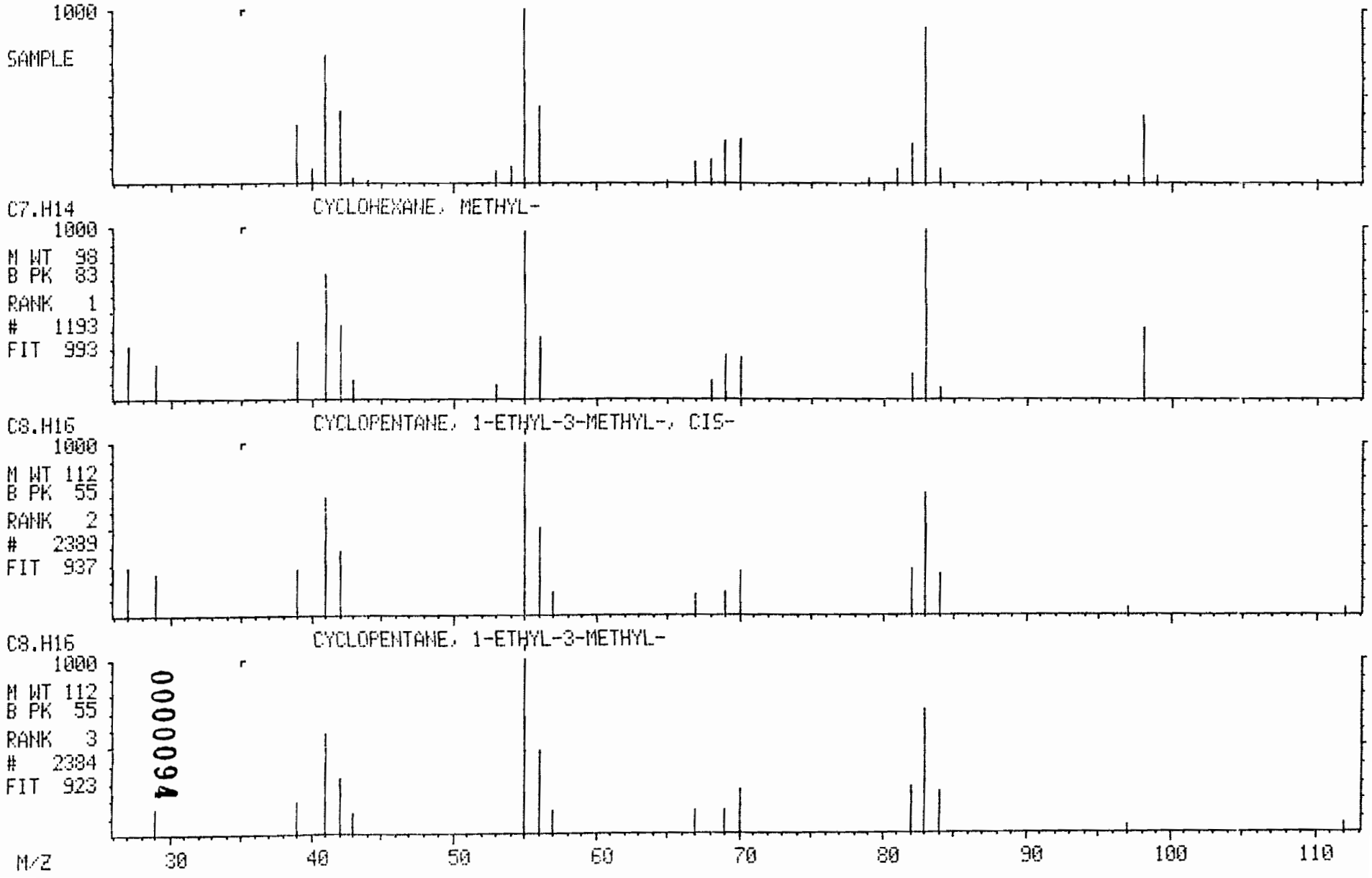

00000094

LIBRARY SEARCH (LIBRARYNB)
03/02/93 19:32:00 + 23:12
SAMPLE: REMEDIATION TECH.,B-93-2D/15897-02,REC'D 2/24/93
CONDS.: 100UL(4G/10MLS)/5MLS,INST.D
ENHANCED (S 15B 2N 0T)

DATA: D4708 # 696
CALI: D4708 # 2

BASE M/Z: 43
RIC: 549888.

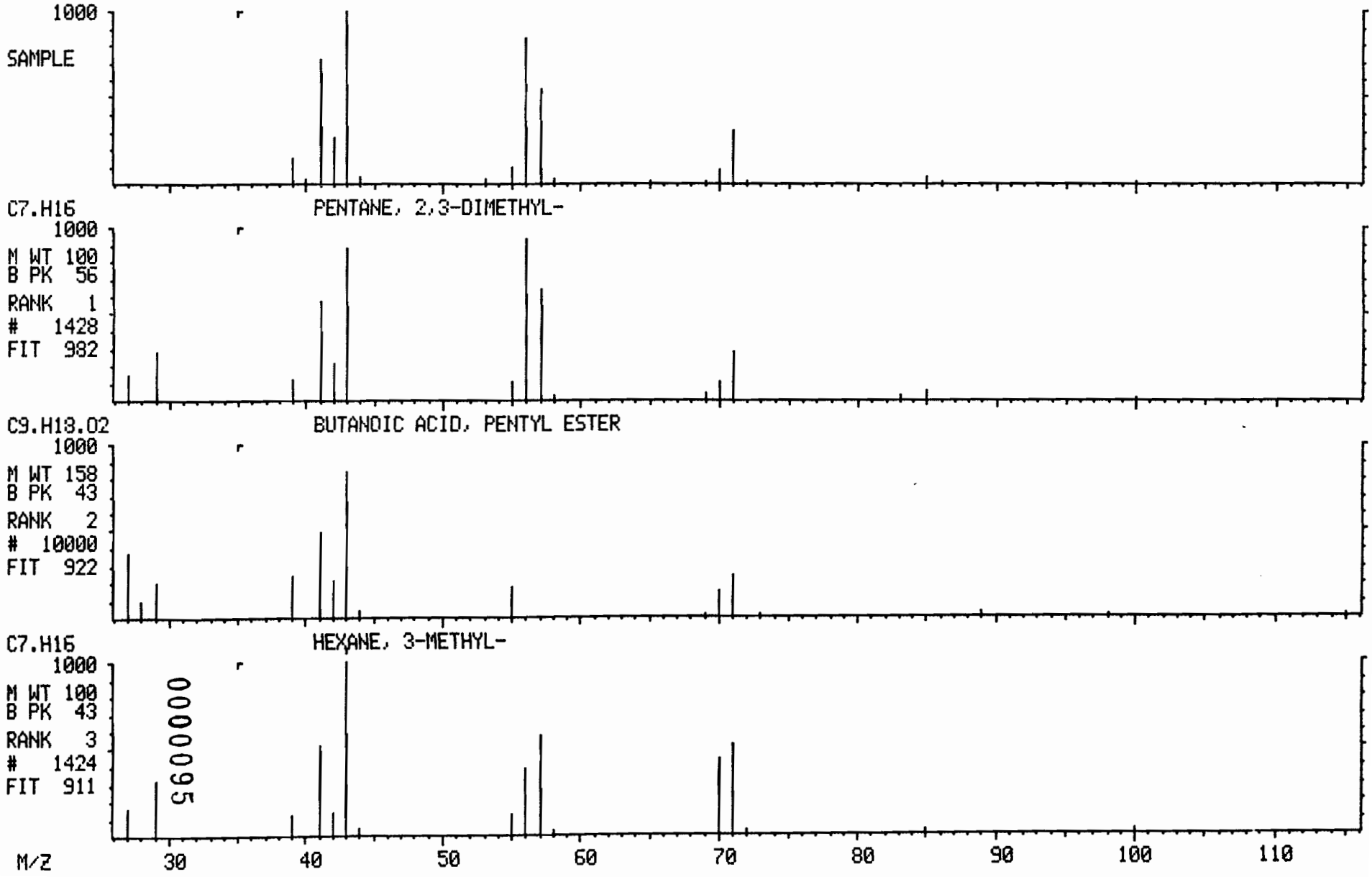

LIBRARY SEARCH (LIBRARYNB)
03/02/93 19:32:00 + 23:32
SAMPLE: REMEDIATION TECH.,B-93-20/15897-02,REC'D 2/24/93
CONDS.: 100UL(4G/10MLS)/5MLS,INST.D
ENHANCED (S 15B 2N 0T)

DATA: D4708 # 706
CALI: D4708 # 2

BASE M/Z: 43
RIC: 201472.

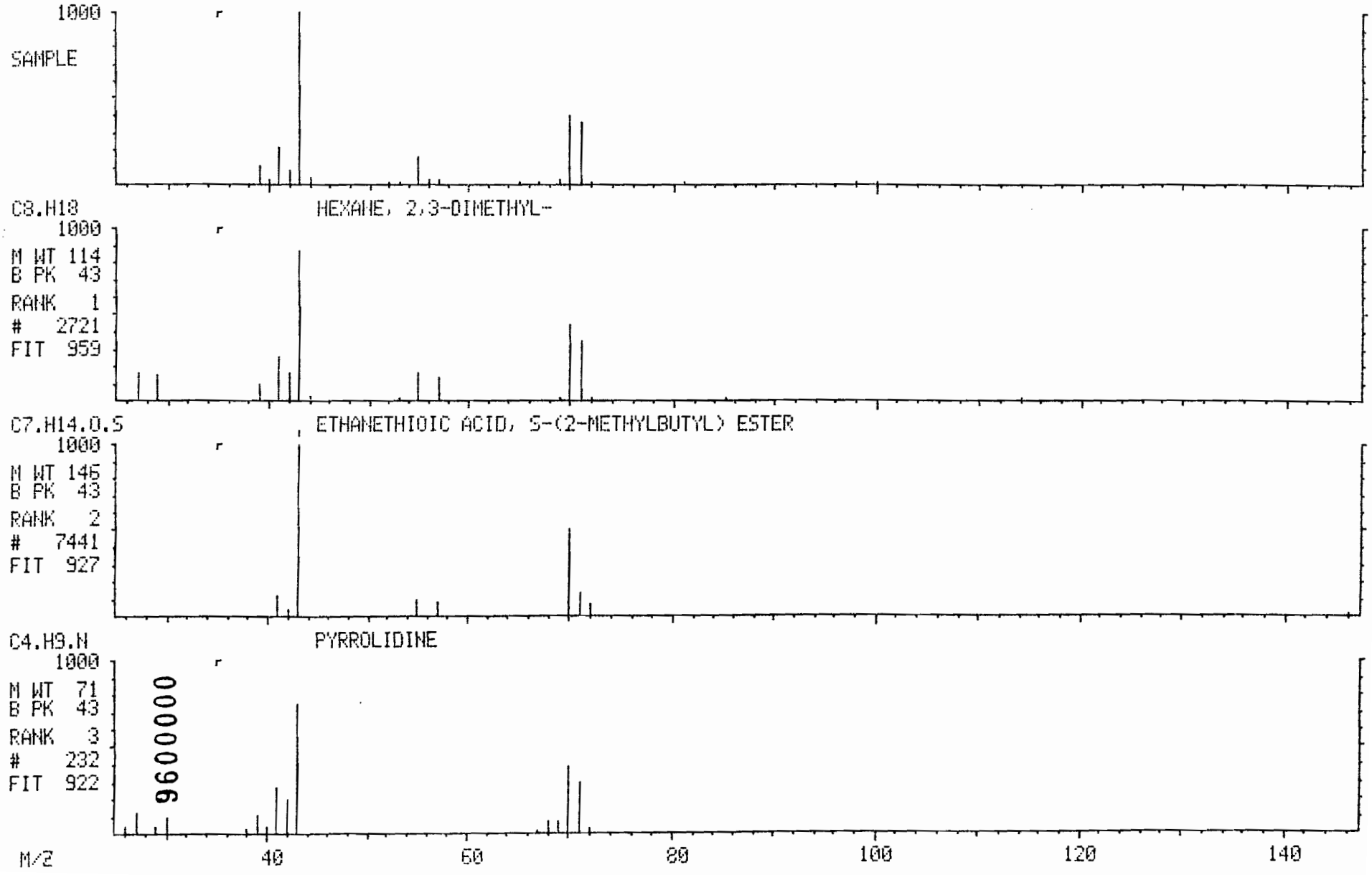

0000096

LIBRARY SEARCH (LIBRARYNB)
03/02/93 19:32:00 + 24:30
SAMPLE: REMEDIATION TECH.,B-93-2D/15897-02,REC'D 2/24/93
CONDS.: 100UL(4G/10MLS)/5MLS,INST.D
ENHANCED (S 15B 2N 0T)

DATA: D4708 # 735
CALI: D4708 # 2

BASE M/Z: 43
RIC: 1933310.

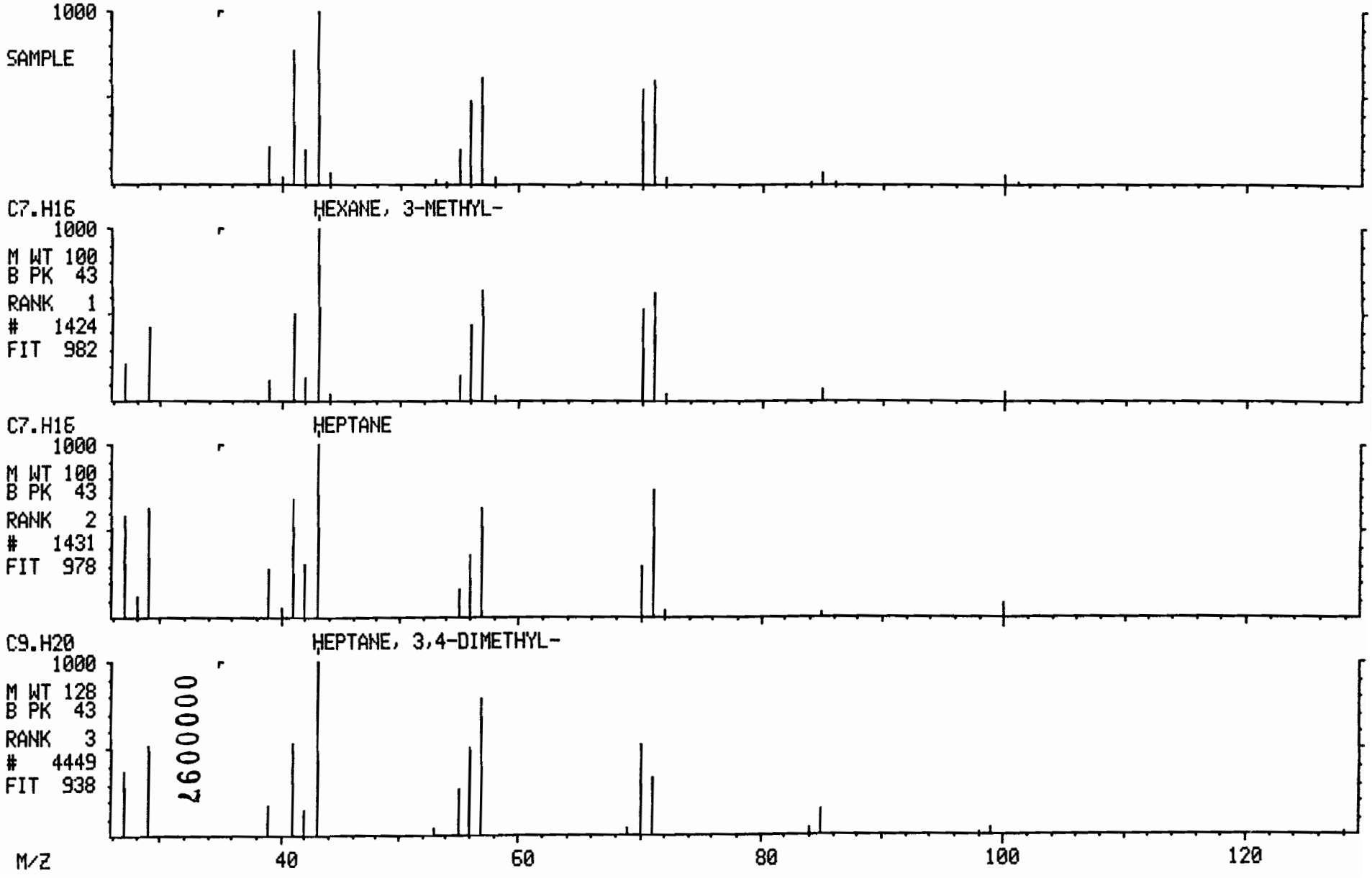

LIBRARY SEARCH (LIBRARYNB)
03/02/93 19:32:00 + 25:02
SAMPLE: REMEDIATION TECH.,B-93-2D/15897-02,REC'D 2/24/93
CONDS.: 100UL(4G/10MLS)/5MLS,INST.D
ENHANCED (S 15B 2N 0T)

DATA: D4708 # 751
CALI: D4708 # 2

BASE M/Z: 43
RIC: 1533950.

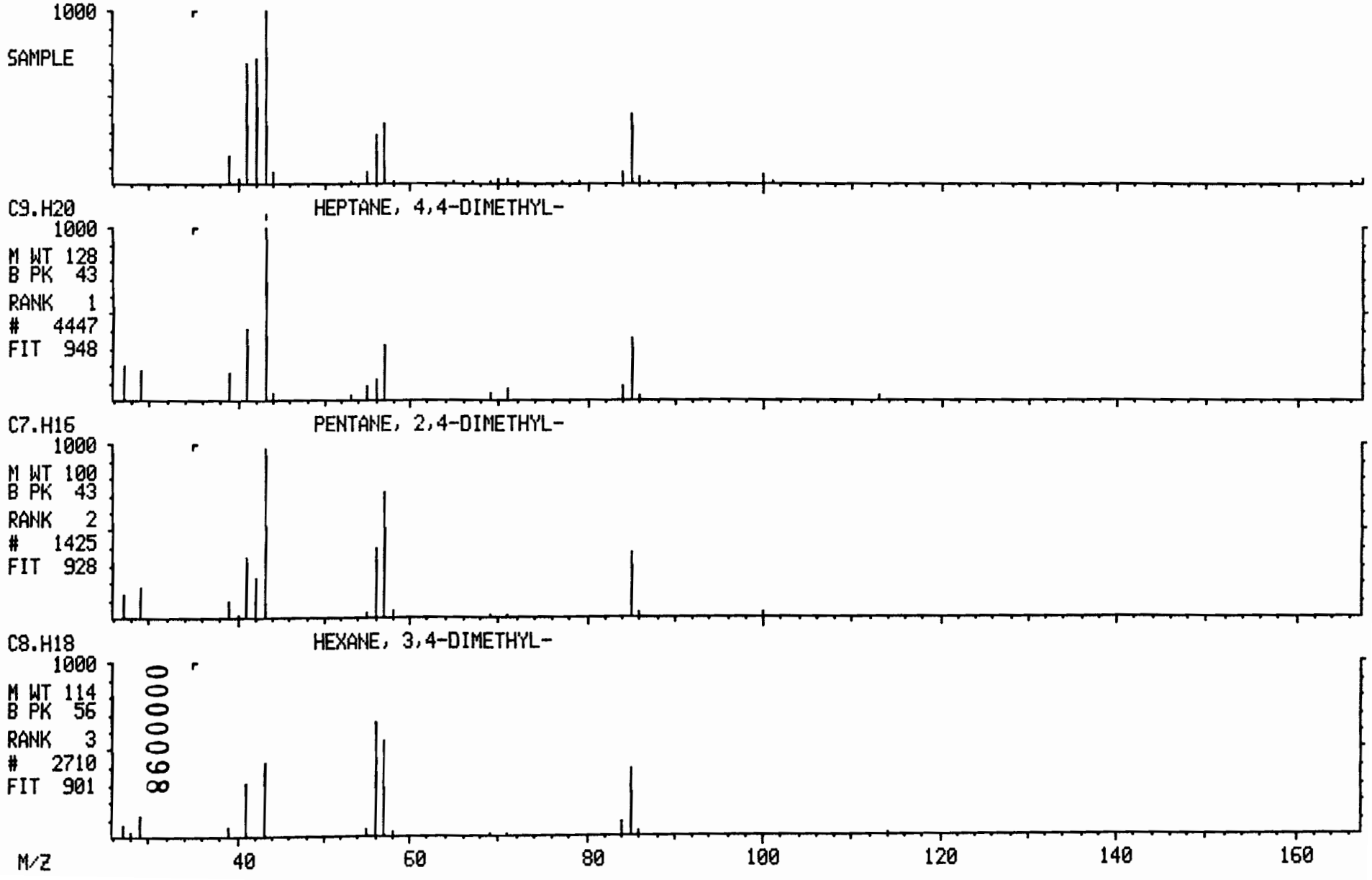

LIBRARY SEARCH (LIBRARYNB)
03/02/93 19:32:00 + 25:46
SAMPLE: REMEDIATION TECH.,B-93-2D/15897-02,REC'D 2/24/93
CONDS.: 100UL(4G/10MLS)/5MLS,INST.D
ENHANCED (S 15B 2N 0T)

DATA: D4708 # 773
CALI: D4708 # 2

BASE M/Z: 43
RIC: 111360.

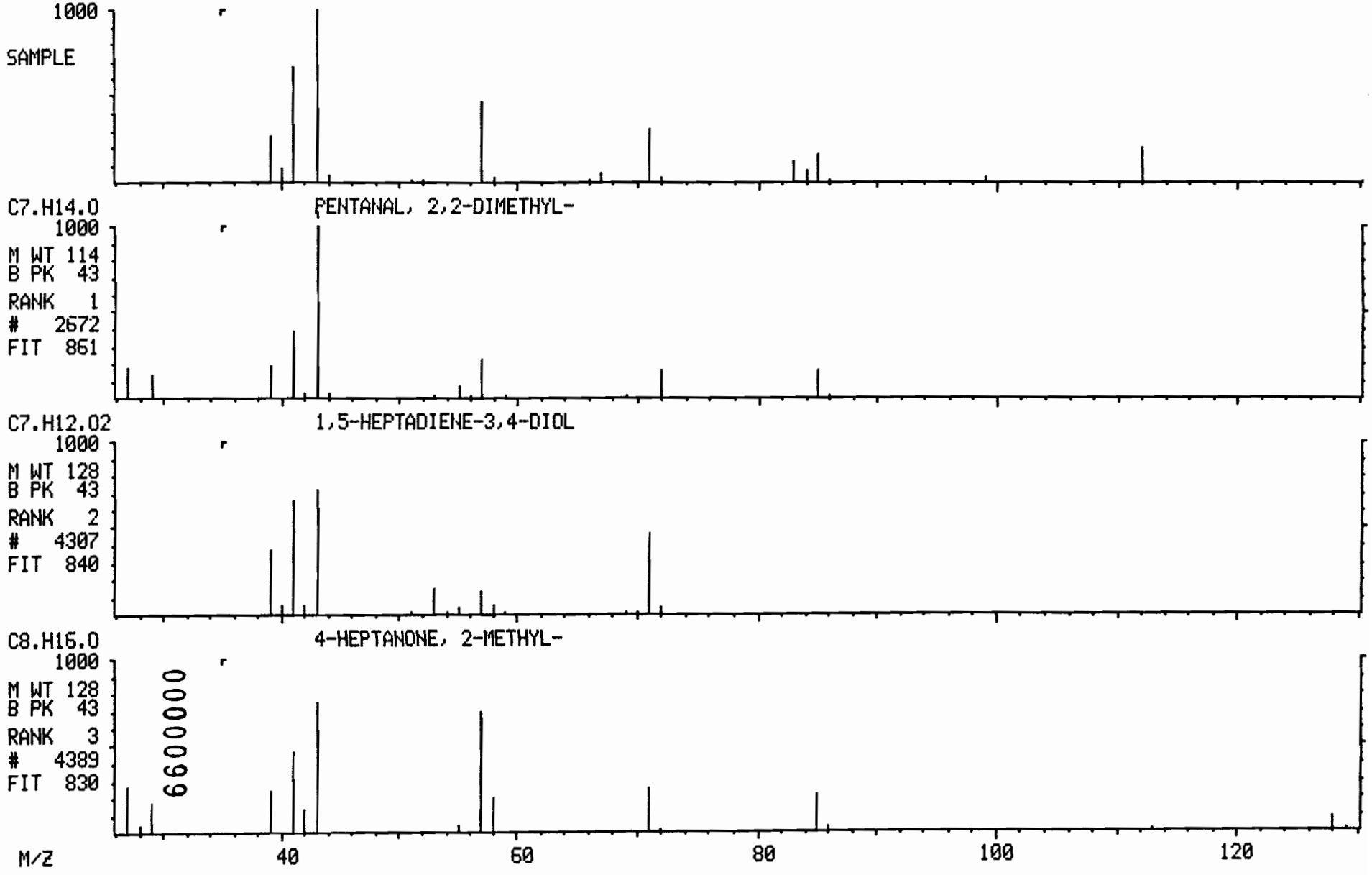

0000099

LIBRARY SEARCH (LIBRARYNB)
03/02/93 19:32:00 + 27:16
SAMPLE: REMEDIATION TECH.,B-93-2D/15897-02,REC'D 2/24/93
CONDS.: 100UL(4G/10MLS)/5MLS,INST.D
ENHANCED (S 15B 2N 0T)

DATA: D4708 # 818
CALI: D4708 # 2

BASE M/Z: 55
RIC: 982016.

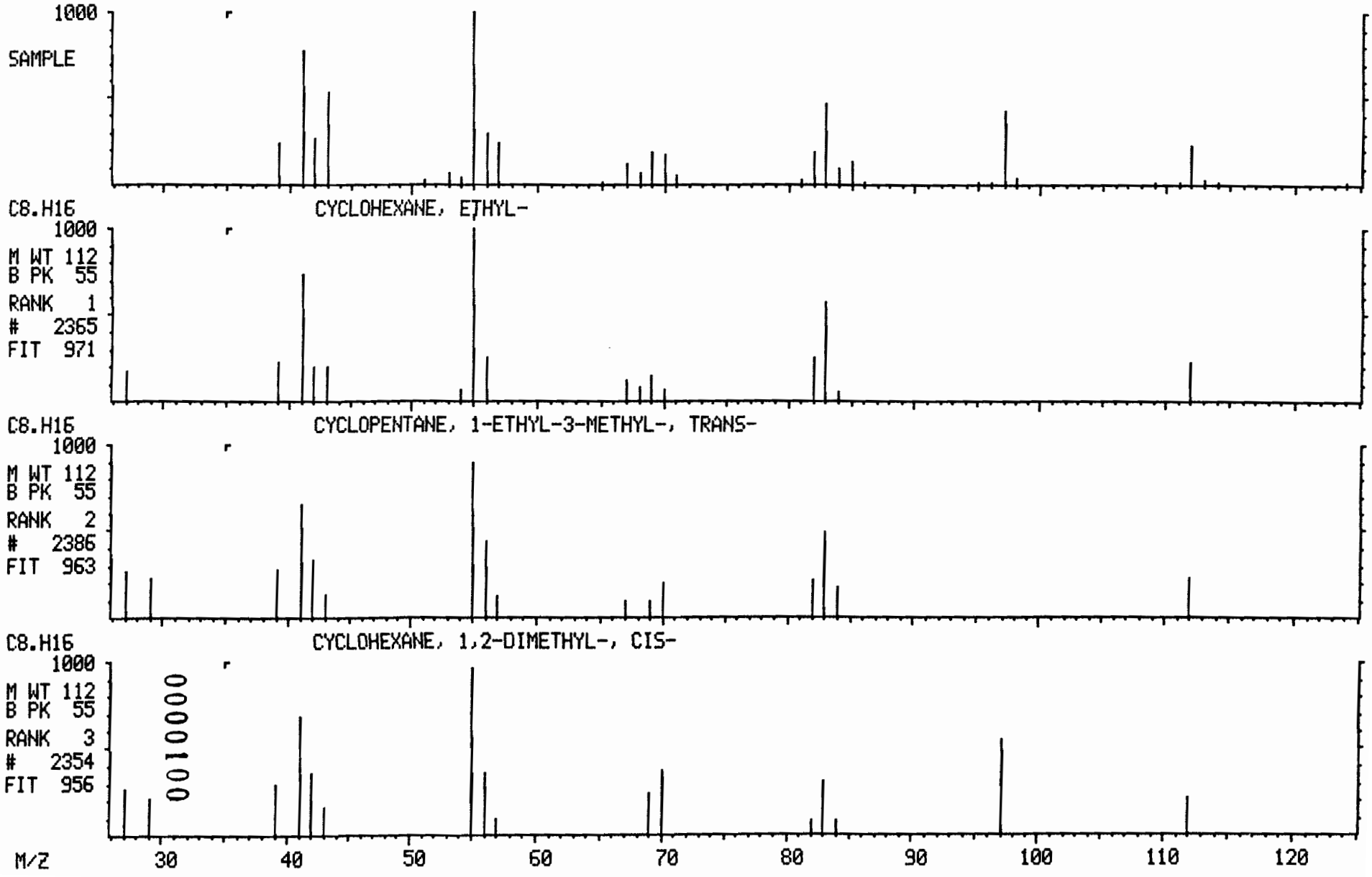

LIBRARY SEARCH (LIBRARYNB)
03/02/93 19:32:00 + 27:44
SAMPLE: REMEDIATION TECH.,B-93-2D/15897-02,REC'D 2/24/93
CONDS.: 100UL(4G/10MLS)/5MLS,INST.D
ENHANCED (S 15B 2N 0T)

DATA: D4708 # 832
CALI: D4708 # 2

BASE M/Z: 55
RIC: 929792.

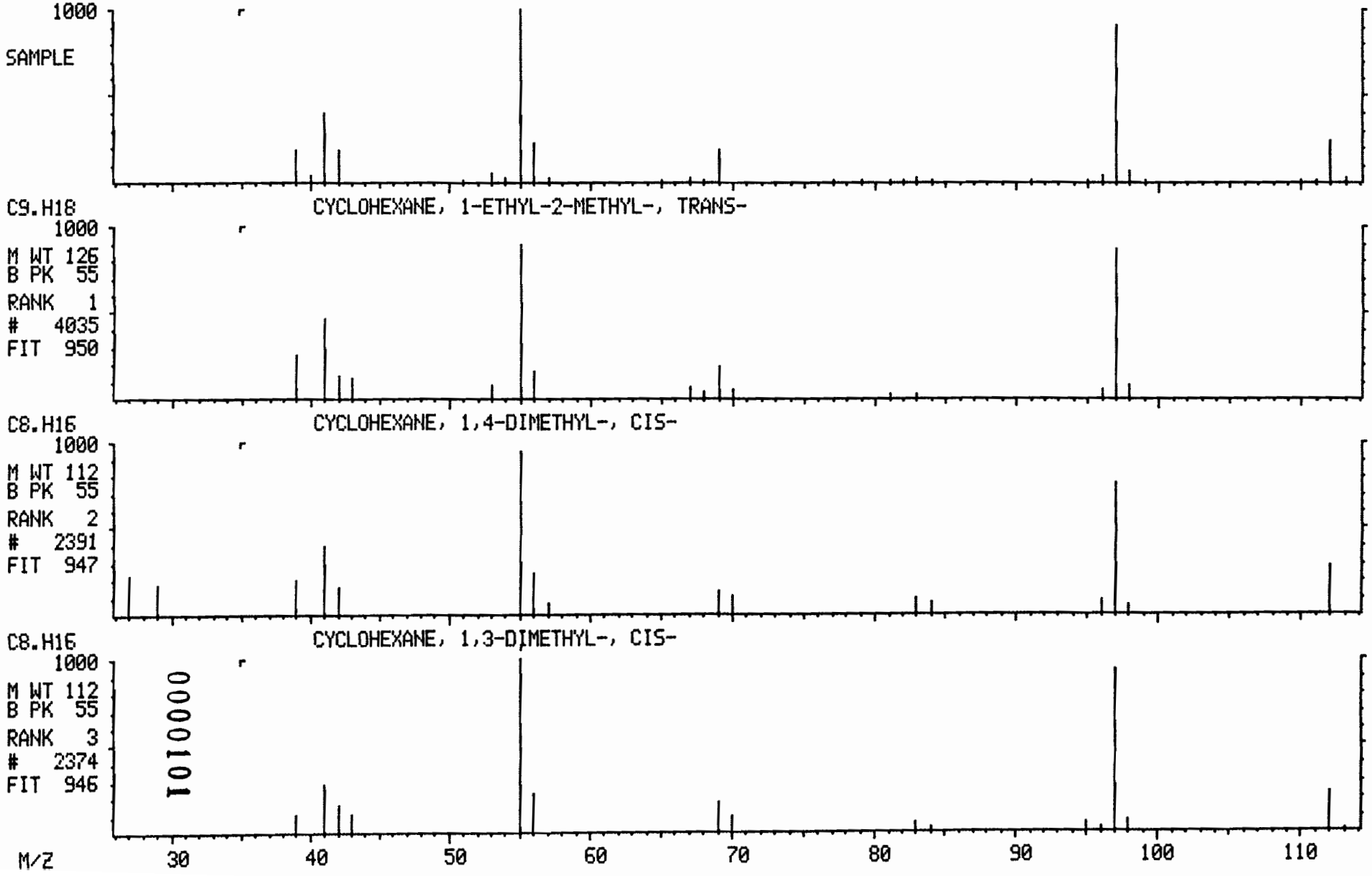

LIBRARY SEARCH (LIBRARYNB)
03/02/93 19:32:00 + 28:24
SAMPLE: REMEDIATION TECH.,B-93-2D/15897-02,REC'D 2/24/93
CONDS.: 100UL(4G/10MLS)/5MLS,INST.D
ENHANCED (S 15B 2N 0T)

DATA: D4708 # 852
CALI: D4708 # 2

BASE M/Z: 55
RIC: 614400.

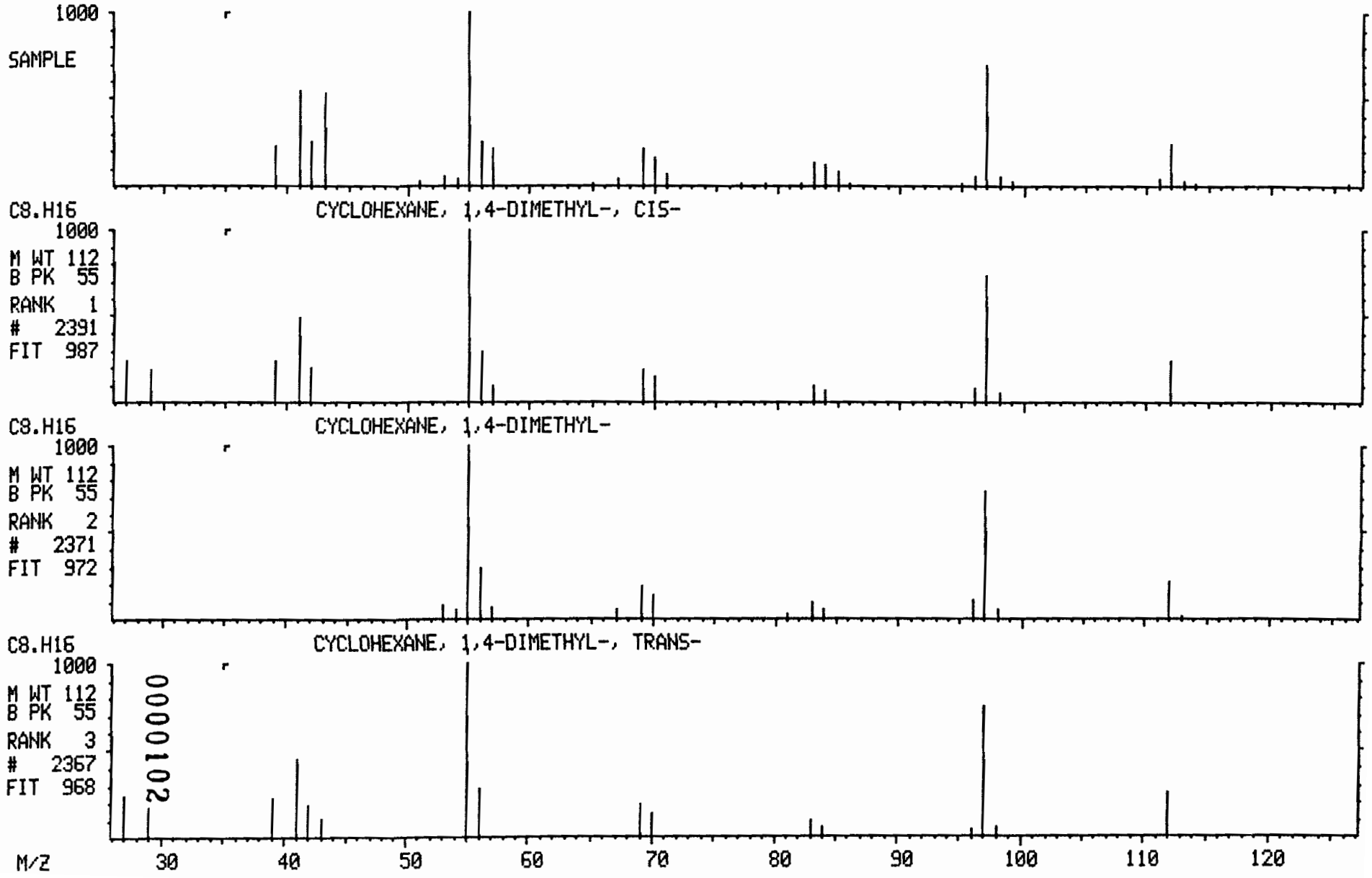

LIBRARY SEARCH (LIBRARYNB)
03/02/93 19:32:00 + 29:54
SAMPLE: REMEDIATION TECH.,B-93-2D/15897-02,REC'D 2/24/93
CONDS.: 100UL(4G/10MLS)/5MLS,INST.D
ENHANCED (S 15B 2N 0T)

DATA: D4708 # 897
CALI: D4708 # 2

BASE M/Z: 43
RIC: 902144.

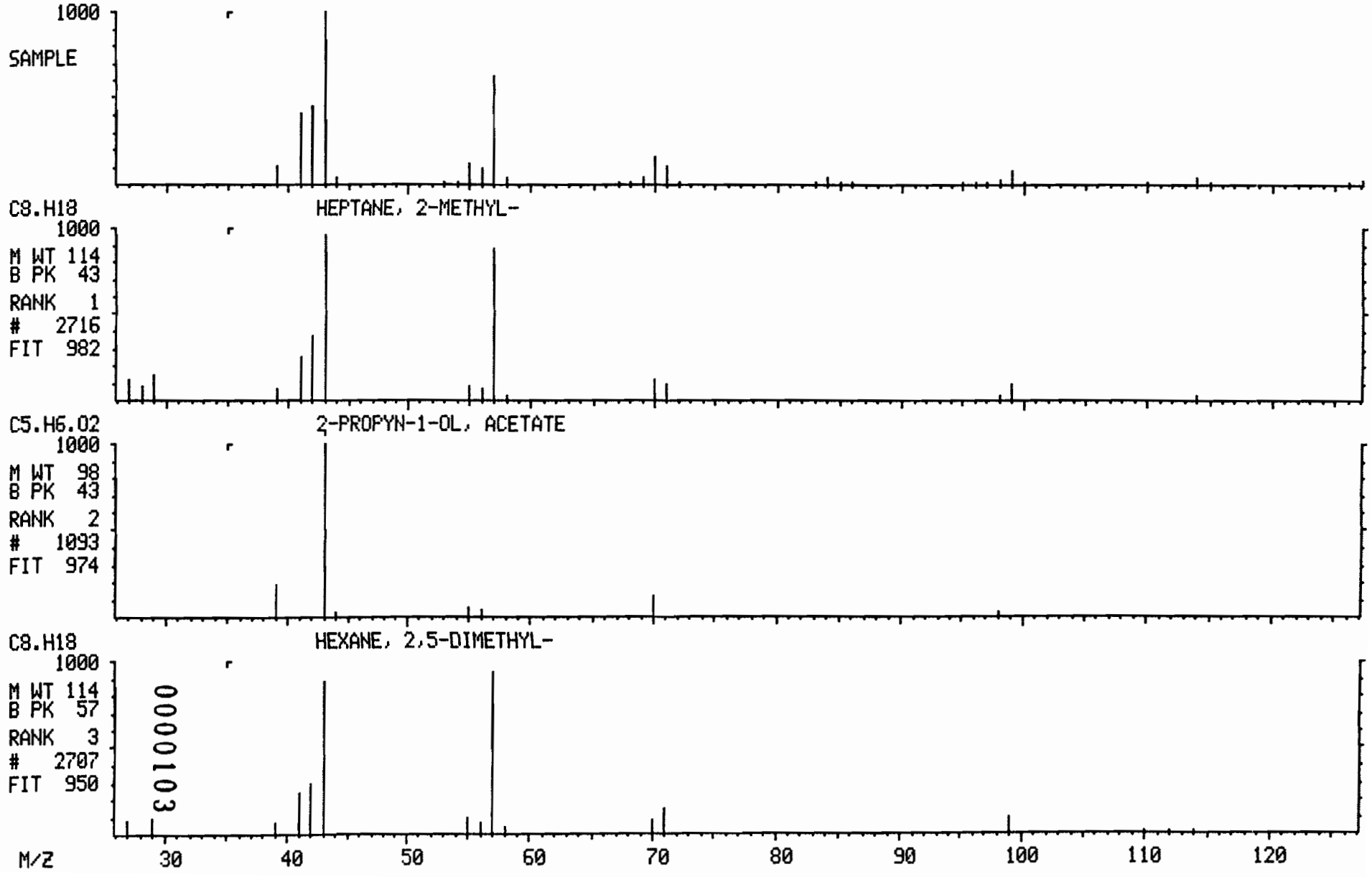

0000103

LIBRARY SEARCH (LIBRARYNB)
03/02/93 19:32:00 + 31:36
SAMPLE: REMEDIATION TECH.,B-93-2D/15897-02,REC'D 2/24/93
CONDS.: 100UL(4G/10MLS)/5MLS,INST.D
ENHANCED (S 15B 2N 0T)

DATA: D4708 # 948
CALI: D4708 # 2

BASE M/Z: 43
RIC: 973824.

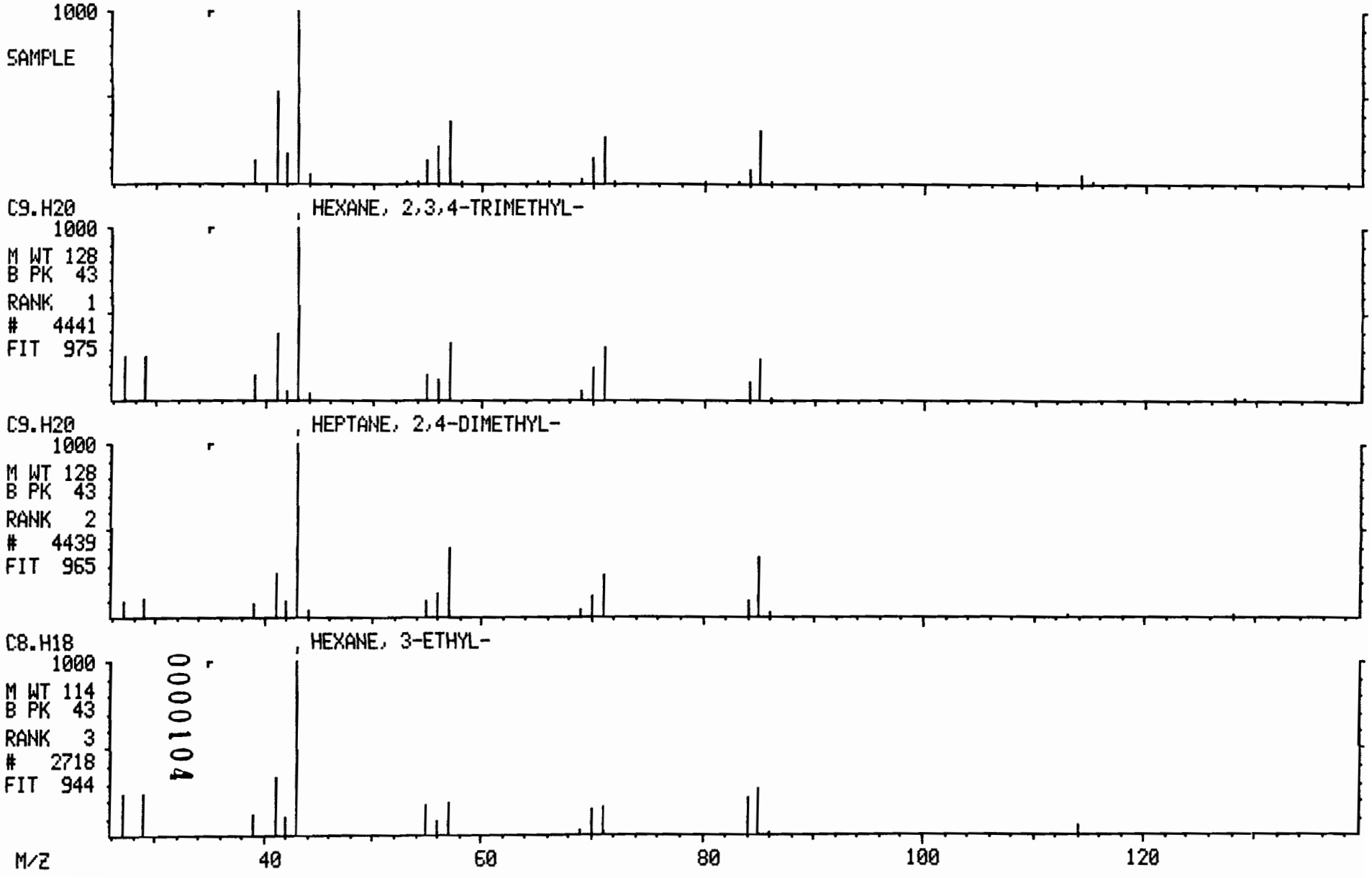

0000104

LIBRARY SEARCH (LIBRARYNB)
03/02/93 19:32:00 + 39:46
SAMPLE: REMEDIATION TECH.,B-93-2D/15897-02,REC'D 2/24/93
CONDS.: 100UL(4G/10MLS)/5MLS,INST.D
ENHANCED (S 15B 2N 0T)

DATA: D4708 #1193
CALI: D4708 # 2

BASE M/Z: 105
RIC: 61312.

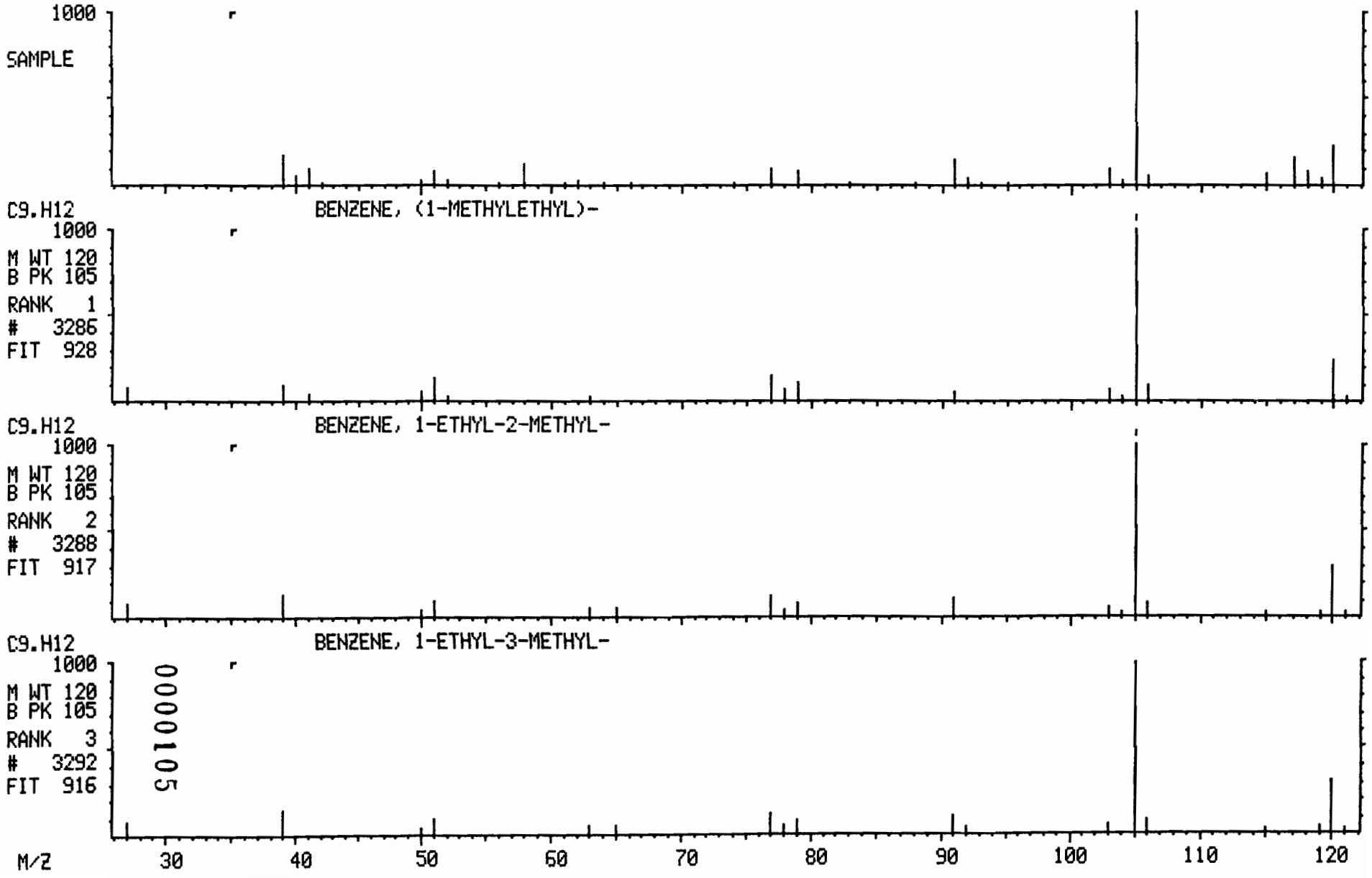

LIBRARY SEARCH (LIBRARYNB)
03/02/93 19:32:00 + 41:12
SAMPLE: REMEDIATION TECH.,B-93-2D/15897-02,REC'D 2/24/93
CONDS.: 100UL(4G/10MLS)/5MLS,INST.D
ENHANCED (S 150 2N 0T)

DATA: D4708 #1236
CALI: D4708 # 2

BASE M/Z: 105
RIC: 29504.

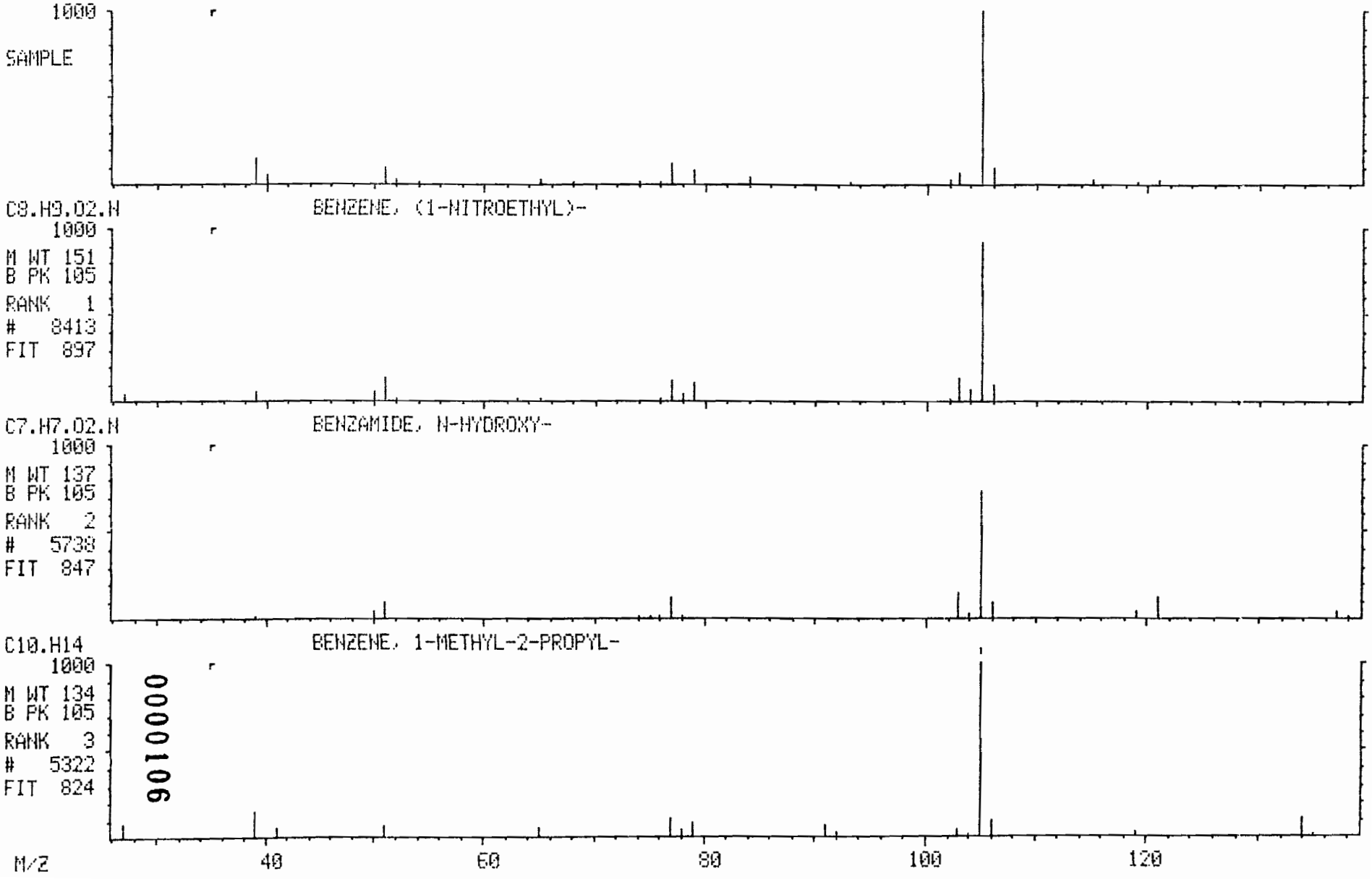

0010106

LIBRARY SEARCH SCAN LIST FOR D4708

Reference retention time (min:s) 33:36

No.	Low Mass	High	Scan	Time	Meth	Area	Height	Name	Num
1	0.00	0.00	53	1:46	A BV	104948.	8656.	--	0.
2	0.00	0.00	60	2:00	A VV	172512.	9040.	--	0.
3	0.00	0.00	78	2:36	A VV	37408.	7824.	--	0.
4	0.00	0.00	84	2:48	A VV	71136.	7616.	--	0.
5	0.00	0.00	94	3:08	A VB	49392.	6664.	--	0.
6	0.00	0.00	201	6:42	A BB	570623.	69581.	--	0.
7	0.00	0.00	335	11:10	A BB	390095.	53876.	--	0.
8	0.00	0.00	433	14:26	A BB	215510.	33997.	--	0.
9	0.00	0.00	487	16:14	A BB	72498.	12654.	--	0.
10	0.00	0.00	514	17:08	A BB	119272.	21269.	--	0.
11	0.00	0.00	579	19:18	A BV	96757.	17767.	--	0.
12	0.00	0.00	589	19:38	A VB	201258.	32146.	--	0.
13	0.00	0.00	641	21:22	A BB	683292.	75008.	--	0.
14	0.00	0.00	654	21:48	A BV	1172090.	189184.	--	0.
15	0.00	0.00	659	21:58	A VV	951680.	188416.	--	0.
16	0.00	0.00	668	22:16	A VB	1266680.	188672.	--	0.
17	0.00	0.00	682	22:44	A BB	286720.	64128.	--	0.
18	0.00	0.00	696	23:12	A BV	3659960.	616448.	--	0.
19	0.00	0.00	706	23:32	A VB	1297180.	235008.	--	0.
20	0.00	0.00	735	24:30	A BV	16828900.	2281470.	--	0.
21	0.00	0.00	751	25:02	A VB	11214300.	1726460.	--	0.
22	0.00	0.00	773	25:46	A BB	3308790.	273408.	--	0.
23	0.00	0.00	793	26:26	A BV	21091300.	2789370.	--	0.
24	0.00	0.00	807	26:54	A VB	537088.	136704.	--	0.
25	0.00	0.00	818	27:16	A BV	11013100.	1249270.	--	0.
26	0.00	0.00	832	27:44	A VB	7973370.	1171450.	--	0.
27	0.00	0.00	852	28:24	A BB	5016950.	741376.	--	0.
28	0.00	0.00	885	29:30	A BV	17819000.	1298430.	--	0.
29	0.00	0.00	897	29:54	A VB	7192570.	1015800.	--	0.
30	0.00	0.00	913	30:26	A BB	352896.	49536.	--	0.
31	0.00	0.00	948	31:36	A BB	13322700.	1306620.	--	0.
32	0.00	0.00	977	32:34	A BB	517920.	54272.	--	0.
33	0.00	0.00	1008	33:36	A BB	42750400.	3661820.	--	0.
34	0.00	0.00	1037	34:34	A BB	27547100.	2070520.	--	0.
35	0.00	0.00	1084	36:08	A BV	621632.	50304.	--	0.
36	0.00	0.00	1103	36:46	A VB	428416.	36352.	--	0.
37	0.00	0.00	1138	37:56	A BB	648256.	39936.	--	0.
38	0.00	0.00	1193	39:46	A BB	2403320.	141056.	--	0.
39	0.00	0.00	1236	41:12	A BB	1427450.	73472.	--	0.

1A

VOLATILE ORGANICS ANALYSIS DATA SHEET

EPA SAMPLE NO.

B-93-2DDL

Lab Name: NYTEST ENV INC Contract: 9319853

Lab Code: NYTEST Case No.: 15897 SAS No.: _____ SDG No.: _____

Matrix: (soil/water) SOIL Lab Sample ID: 1589702

Sample wt/vol: 4.00 (g/mL) G Lab File ID: D4723

Level: (low/med) MED Date Received: 02/24/93

% Moisture: not dec. 19 Date Analyzed: 03/03/93

Column: (pack/cap) PACK Dilution Factor: 10

CAS NO.	COMPOUND	CONCENTRATION UNITS: (ug/L or ug/Kg) UG/KG	Q
74-87-3	Chloromethane	15000	U
74-83-9	Bromomethane	15000	U
75-01-4	Vinyl Chloride	15000	U
75-00-3	Chloroethane	15000	U
75-09-2	Methylene Chloride	16000	BD
67-64-1	Acetone	15000	U
75-15-0	Carbon Disulfide	7700	U
75-35-4	1,1-Dichloroethene	7700	U
75-34-3	1,1-Dichloroethane	7700	U
540-59-0	1,2-Dichloroethene (total)	7700	U
67-66-3	Chloroform	7700	U
107-06-2	1,2-Dichloroethane	7700	U
78-93-3	2-Butanone	15000	U
71-55-6	1,1,1-Trichloroethane	7700	U
56-23-5	Carbon Tetrachloride	7700	U
108-05-4	Vinyl Acetate	15000	U
75-27-4	Bromodichloromethane	7700	U
78-87-5	1,2-Dichloropropane	7700	U
10061-01-5	cis-1,3-Dichloropropene	7700	U
79-01-6	Trichloroethene	7700	U
124-48-1	Dibromochloromethane	7700	U
79-00-5	1,1,2-Trichloroethane	7700	U
71-43-2	Benzene	7700	U
10061-02-6	trans-1,3-Dichloropropene	7700	U
75-25-2	Bromoform	7700	U
108-10-1	4-Methyl-2-Pentanone	15000	U
591-78-6	2-Hexanone	15000	U
127-18-4	Tetrachloroethene	7700	U
79-34-5	1,1,2,2-Tetrachloroethane	7700	U
108-88-3	Toluene	37000	D
108-90-7	Chlorobenzene	7700	U
100-41-4	Ethylbenzene	61000	D
100-42-5	Styrene	7700	U
1330-20-7	Xylene (total)	530000	DE

M 4/5/93

0000108

1E

VOLATILE ORGANICS ANALYSIS DATA SHEET
TENTATIVELY IDENTIFIED COMPOUNDS

EPA SAMPLE NO.

B-93-2DDL

Lab Name: NYTEST ENV INC Contract: 9319853

Lab Code: NYTEST Case No.: 15897 SAS No.: _____ SDG No.: _____

Matrix: (soil/water) SOIL Lab Sample ID: 1589702

Sample wt/vol: 4.00 (g/mL) G Lab File ID: D4723

Level: (low/med) MED Date Received: 02/24/93

% Moisture: not dec. 19 Date Analyzed: 03/03/93

Column (pack/cap) PACK Dilution Factor: 10

Number TICs found: 10

CONCENTRATION UNITS:
(ug/L or ug/Kg) UG/KG

CAS NUMBER	COMPOUND NAME	RT	EST. CONC.	Q
1.	UNKNOWN ALKANE	21.80	14000	J
2.	UNKNOWN ALKANE	23.17	26000	J
3.	UNKNOWN	23.50	10000	J
4.	UNKNOWN	24.47	130000	J
5.	UNKNOWN ALKANE	25.00	41000	J
6.	UNKNOWN ALKANE	25.71	13000	J
7.	UNKNOWN	27.71	23000	J
8.	UNKNOWN	28.37	21000	J
9.	UNKNOWN ALKANE	29.87	39000	J
10.	UNKNOWN ALKANE	31.57	86000	J

DATA FROM FILE: D4723 SCANS 30 TO 1100 ACQUIRED: 03/03/93 20:01:00
CALI: D4723 #2
SAMPLE: REMED TECH,B-93-2D DL,1589702,RECD2/24/93
CONDS.: 10UL(4G/10ML)5ML,INST D

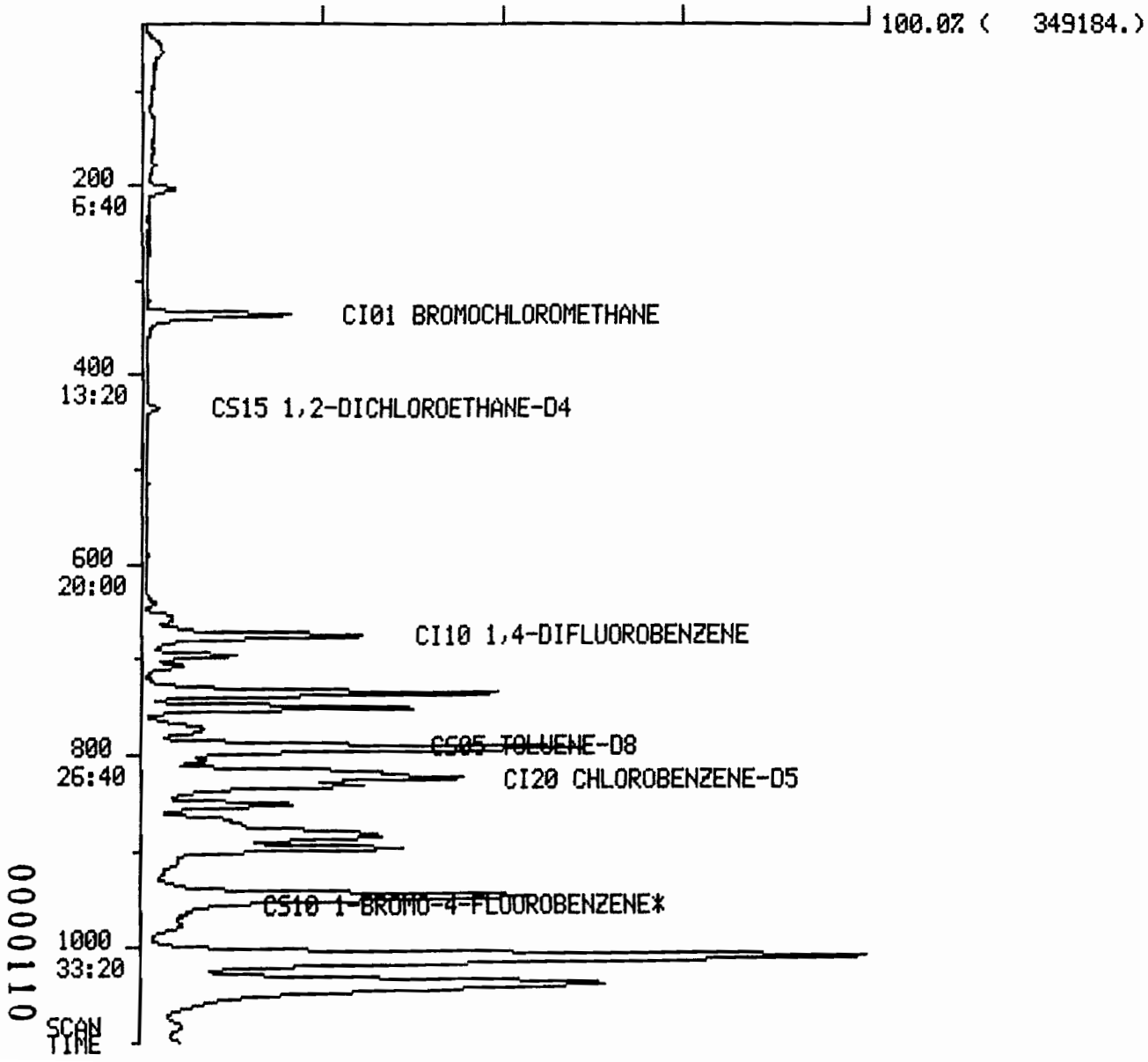

0000110

19% MWL61

Quantitation Report File: D4723

Data: D4723.TI
03/03/93 20:01:00
Sample: REMED TECH,B-93-2D DL,1589702,RECD2/24/93
Conds.: 10UL(4G/10ML)5ML,INST D
Formula: - Instrument: 1050 Weight: 0.001
Submitted by: RT Analyst: SC Acct. No.: 9319853

AMOUNT=AREA * REF AMNT/(REF AREA * RESP FACT)
Resp. fac. from Library Entry

No	Name
1	CI01 BROMOCHLOROMETHANE
2	CI10 1,4-DIFLUOROBENZENE
3	CI20 CHLOROBENZENE-D5
4	CS15 1,2-DICHLOROETHANE-D4
5	CS05 TOLUENE-D8
6	CS10 1-BROMO-4-FLUOROBENZENE*
7	C010 CHLOROMETHANE
8	C015 BROMOMETHANE*
9	C020 VINYL CHLORIDE*
10	C025 CHLOROETHANE
11	C030 METHYLENE CHLORIDE
12	C035 ACETONE
13	C040 CARBON DISULFIDE
14	C045 1,1-DICHLOROETHENE *
15	C050 1,1-DICHLOROETHANE*
16	C053 1,2-DICHLOROETHENE (TOTAL)
17	C060 CHLOROFORM *
18	C065 1,2-DICHLOROETHANE*
19	C110 2-BUTANONE
20	C115 1,1,1-TRICHLOROETHANE*
21	C120 CARBON TETRACHLORIDE*
22	C125 VINYL ACETATE
23	C130 BROMODICHLOROMETHANE*
24	C140 1,2-DICHLOROPROPANE
25	C143 CIS-1,3-DICHLOROPROPENE*
26	C150 TRICHLOROETHENE*
27	C165 BENZENE*
28	C155 DIBROMOCHLOROMETHANE*
29	C160 1,1,2-TRICHLOROETHANE*
30	C172 TRANS-1,3-DICHLOROPROPENE*
31	C175 2-CHLOROETHYL VINYL ETHER
32	C180 BROMOFORM **
33	C205 4-METHYL-2-PENTANONE
34	C210 2-HEXANONE
35	C230 TOLUENE *
36	C225 1,1,2,2-TETRACHLOROETHANE*
37	C220 TETRACHLOROETHENE*
38	C235 CHLOROBENZENE*
39	C240 ETHYLBENZENE *
40	C245 STYRENE*
41	C250 M-XYLENE*
42	C255 P + O-XYLENE

No	m/z	Scan	Time	Ref	RRT	Meth	Area(Hght)	Amount		%Tot
1	128	335	11:10	1	1.000	A BB	68340.	50.000	NGS	8.08
2	114	674	22:28	2	1.000	A BB	271269.	50.000	NGS	8.08
3	117	824	27:28	3	1.000	A BB	243983.	50.000	NGS	8.08
4	65	433	14:26	1	1.293	A BB	11898.	6.709	NGS	1.08
5	98	788	26:16	3	0.956	A BB	47665.	8.515	NGS	1.38
6	95	957	31:54	3	1.161	A BB	31038.	9.404	NGS	1.52
7	NOT FOUND									
8	NOT FOUND									
9	NOT FOUND									
10	NOT FOUND									
11	84	202	6:44	1	0.603	A BB	22621.	10.388	NGS	1.68
~~12~~	~~43~~	~~239~~	~~7:58~~	~~1~~	~~0.713~~	~~A BB~~	~~1447.~~	~~2.757~~	~~NGS~~	~~0.45~~ X 3/4/93
13	NOT FOUND									
14	NOT FOUND									
15	NOT FOUND									
16	NOT FOUND									
17	NOT FOUND									
18	NOT FOUND									
19	NOT FOUND									
20	NOT FOUND									
21	NOT FOUND									
22	NOT FOUND									
23	NOT FOUND									
24	NOT FOUND									
25	NOT FOUND									
26	NOT FOUND									
27	NOT FOUND									
28	NOT FOUND									
29	NOT FOUND									
30	NOT FOUND									
31	NOT FOUND									
32	NOT FOUND									
~~33~~	~~43~~	~~695~~	~~23:10~~	~~3~~	~~0.843~~	~~A BV~~	~~56102.~~	~~24.211~~	~~NGS~~	~~3.91~~ X
34	NOT FOUND									
35	91	794	26:28	3	0.964	A BB	150296.	24.231	NGS	3.92
36	NOT FOUND									
37	NOT FOUND									
38	NOT FOUND									
39	106	885	29:30	3	1.074	A BB	90543.	39.470	NGS	6.38
40	NOT FOUND									
41	106	1010	33:40	3	1.226	A BB	574895.	196.201	NGS	31.71
42	106	1038	34:36	3	1.260	A BB	375052.	146.871	NGS	23.74

No	Ret(L)	Ratio	RRT(L)	Ratio	Amnt	Amnt(L)	R.Fac	R.Fac(L)	Ratio
1	11:24	0.98	1.000	1.00	50.00	50.00	1.000	1.000	1.00
2	22:42	0.99	1.000	1.00	50.00	50.00	1.000	1.000	1.00
3	27:40	0.99	1.000	1.00	50.00	50.00	1.000	1.000	1.00
4	14:36	0.99	1.281	1.01	6.71	50.00	0.174	1.298	0.13
5	26:30	0.99	0.958	1.00	8.51	50.00	0.195	1.147	0.17
6	32:06	0.99	1.160	1.00	9.40	50.00	0.127	0.676	0.19
7	1:20		0.117						
8	2:14		0.196						
9	2:56		0.257						
10	3:58		0.348						
11	6:54	0.98	0.605	1.00	10.39	50.00	0.331	1.593	0.21
12	8:12	0.97	0.719	0.99	2.76	50.00	0.021	0.384	0.06

Lorty 4/2

No	Ret(L)	Ratio	RRT(L)	Ratio	Amnt	Amnt(L)	R.Fac	R.Fac(L)	Ratio
13	9:06		0.798						
14	10:54		0.956						
15	12:20		1.082						
16	13:18		1.167						
17	13:54		1.219						
18	14:44		1.292						
19	14:50		1.301						
20	16:00		0.705						
21	16:24		0.722						
22	16:54		0.744						
23	17:04		0.752						
24	18:28		0.814						
25	18:48		0.828						
26	19:24		0.855						
27	19:58		0.880						
28	19:56		0.878						
29	20:06		0.885						
30	20:10		0.888						
31	21:18		0.938						
32	22:44		1.001						
33	23:22	0.99	0.845	1.00	24.21	50.00	0.230	0.475	0.48
34	25:00		0.904						
35	26:40	0.99	0.964	1.00	24.23	50.00	0.616	1.271	0.48
36	25:08		0.908						
37	25:18		0.914						
38	27:48		1.005						
39	29:44	0.99	1.075	1.00	39.47	50.00	0.371	0.470	0.79
40	33:34		1.213						
41	33:54	0.99	1.225	1.00	196.20	50.00	2.356	0.600	3.92
42	34:48	0.99	1.258	1.00	146.87	100.00	0.769	0.523	1.47

TARGET COMPOUND COMPARISON

COMPOUND: C030 METHYLENE CHLORIDE

RAW DATA: D4723 #202 BASE M/Z: 49 RIC: 15456.
03/03/93 20:01
SAMPLE: REMED TECH,B-93-2D DL,1589702,RECD2/24/93
CONDS.: 10UL(4G/10ML)5ML,INST D



ENHANCED DATA: D4723 #202 BASE M/Z: 49 RIC: 11152.

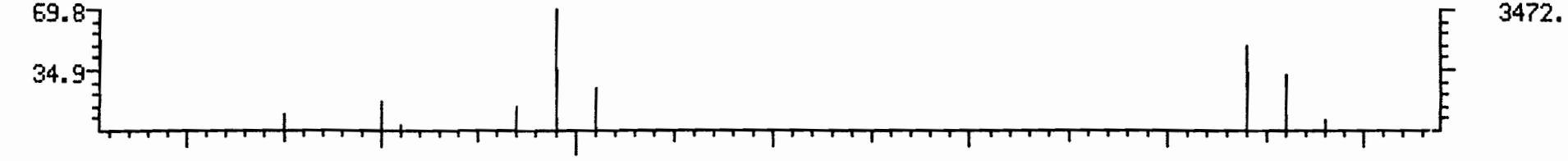

LIBRARY FILE: DC #11 BASE M/Z: 49 RIC: 3064.

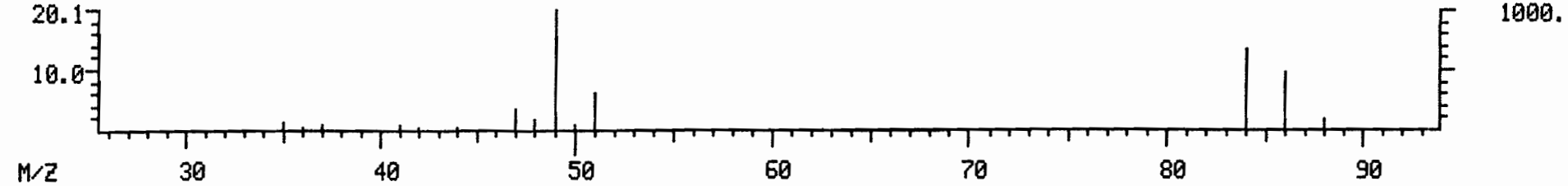

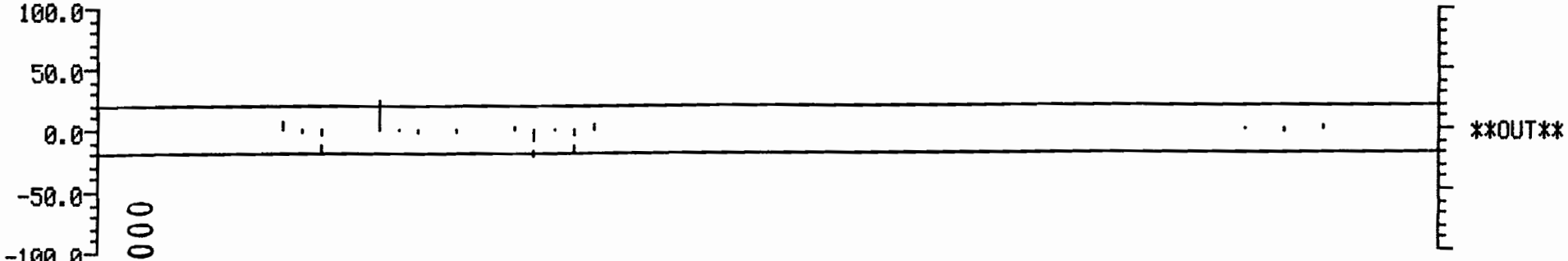

00000114

TARGET COMPOUND COMPARISON

COMPOUND: C230 TOLUENE *

RAW DATA: D4723 #794 BASE M/Z: 43 RIC: 156416.
03/03/93 20:01
SAMPLE: REMED TECH,B-93-2D DL,1589702,RECD2/24/93
CONDS.: 10UL(4G/10ML)5ML,INST D

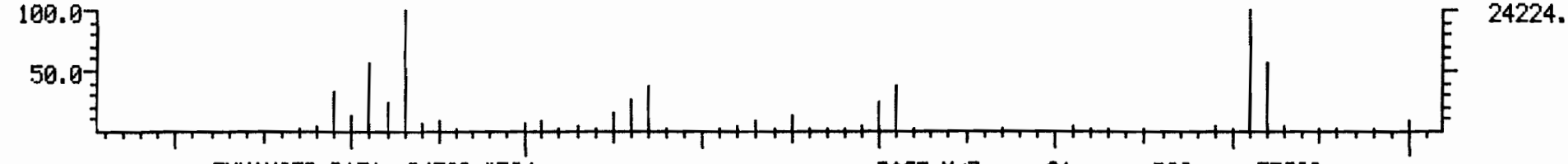

ENHANCED DATA: D4723 #794 BASE M/Z: 91 RIC: 57600.

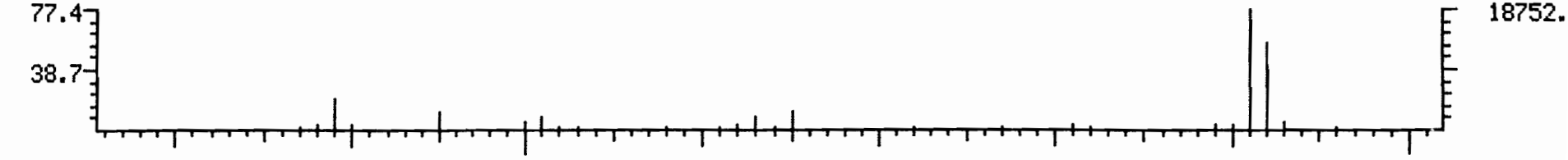

LIBRARY FILE: DC #35 BASE M/Z: 91 RIC: 2224.

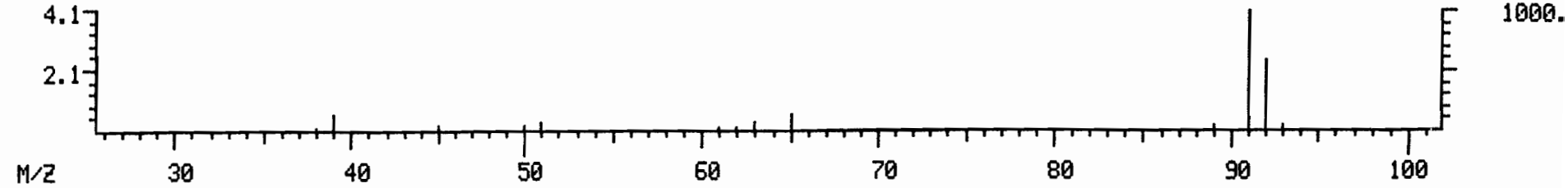

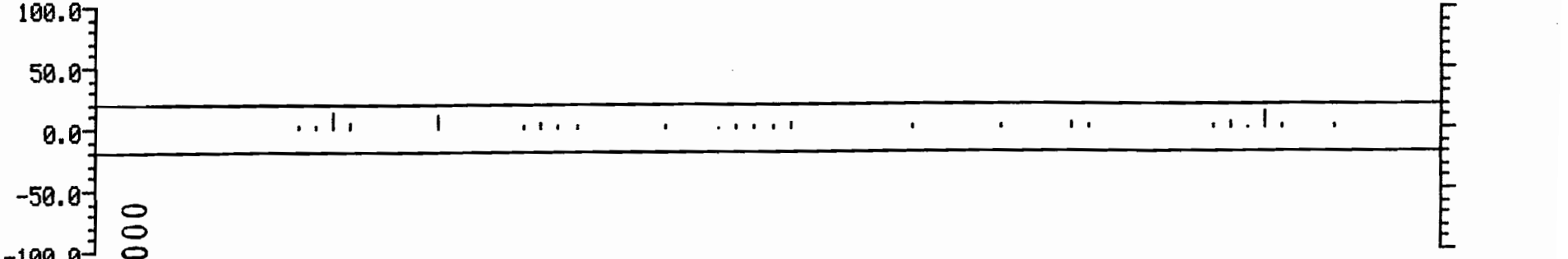

0000115

TARGET COMPOUND COMPARISON

COMPOUND: C240 ETHYLBENZENE *

RAW DATA: D4723 #885 BASE M/Z: 91 RIC: 116864.
03/03/93 20:01
SAMPLE: REMED TECH,B-93-2D DL,1589702,RECD2/24/93
CONDS.: 10UL(4G/10ML)5ML,INST D

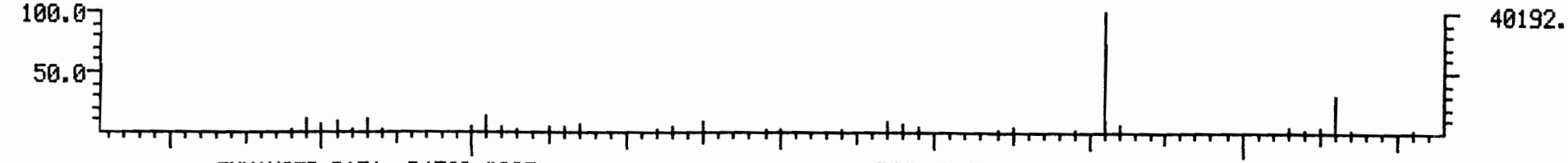

ENHANCED DATA: D4723 #885 BASE M/Z: 91 RIC: 76800.

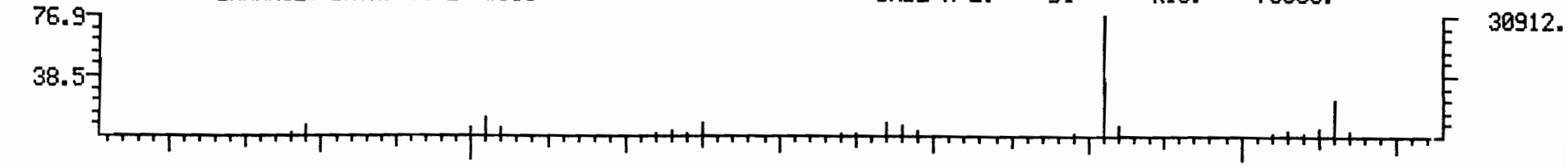

LIBRARY FILE: DC #39 BASE M/Z: 91 RIC: 2172.

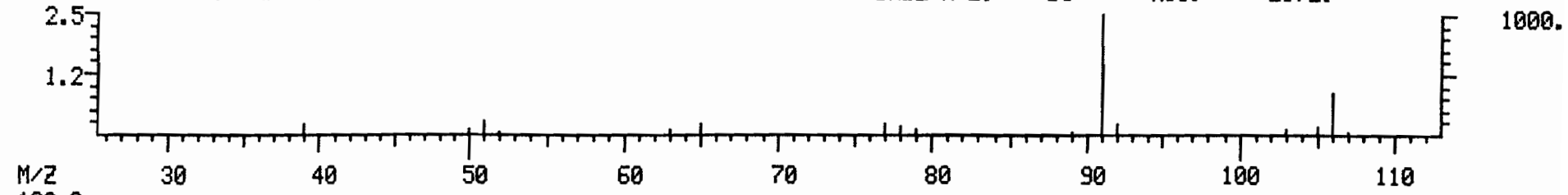

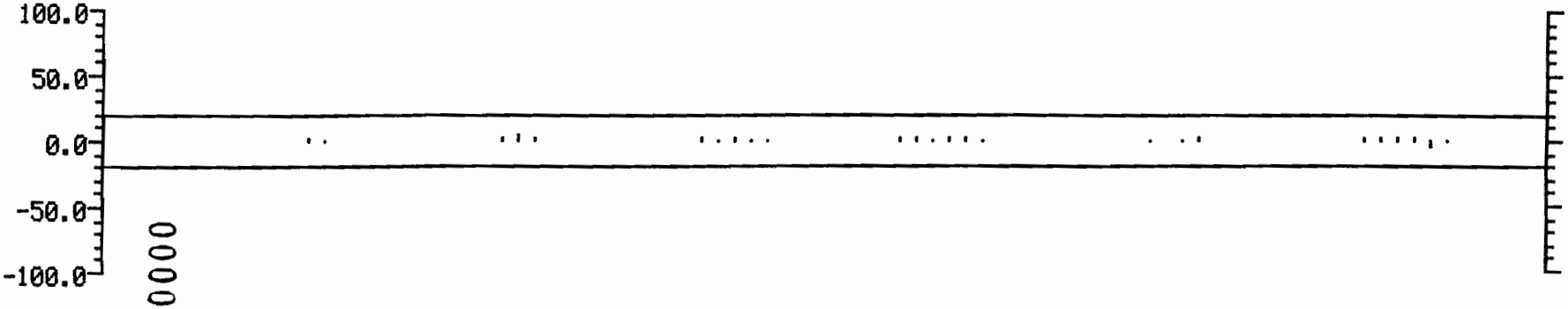

0000116

TARGET COMPOUND COMPARISON

COMPOUND: C250 M-XYLENE*

RAW DATA: D4723 #1010 BASE M/Z: 91 RIC: 349184.
03/03/93 20:01
SAMPLE: REMED TECH,B-93-2D DL,1589702,RECD2/24/93
CONDS.: 10UL(4G/10ML)5ML,INST D

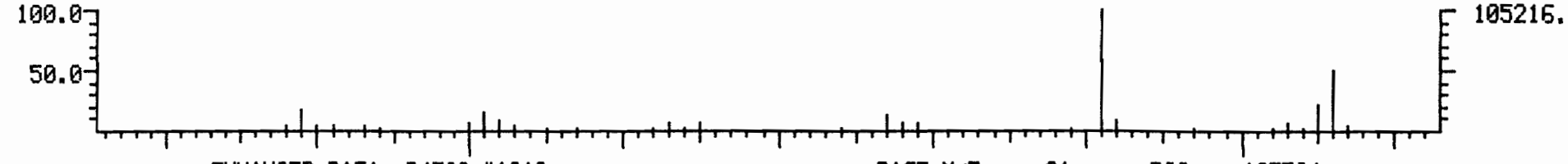

ENHANCED DATA: D4723 #1010 BASE M/Z: 91 RIC: 195584.



LIBRARY FILE: DC #41 BASE M/Z: 91 RIC: 2536.

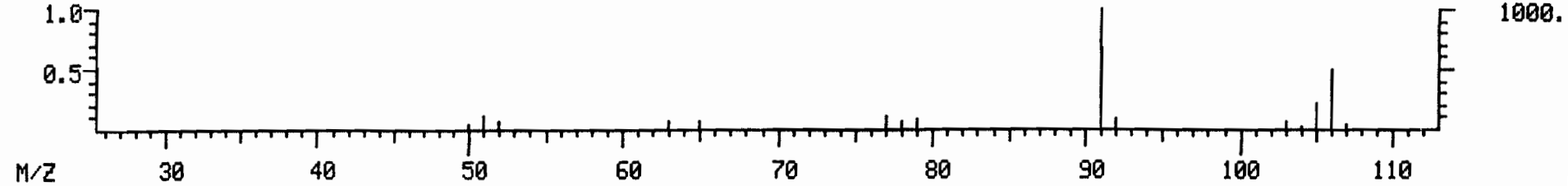

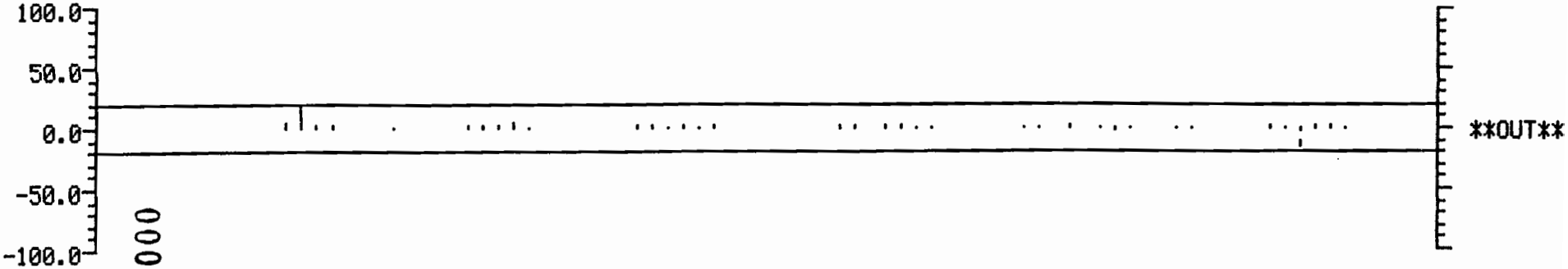

0000117

TARGET COMPOUND COMPARISON

COMPOUND: C255 P + O-XYLENE

RAW DATA: D4723 #1038 BASE M/Z: 91 RIC: 225024.
03/03/93 20:01
SAMPLE: REMED TECH,B-93-2D DL,1589702,RECD2/24/93
CONDS.: 10UL(4G/10ML)5ML,INST D

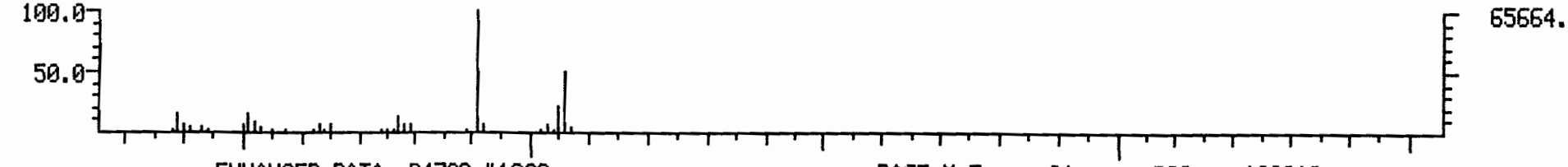

ENHANCED DATA: D4723 #1038 BASE M/Z: 91 RIC: 109312.

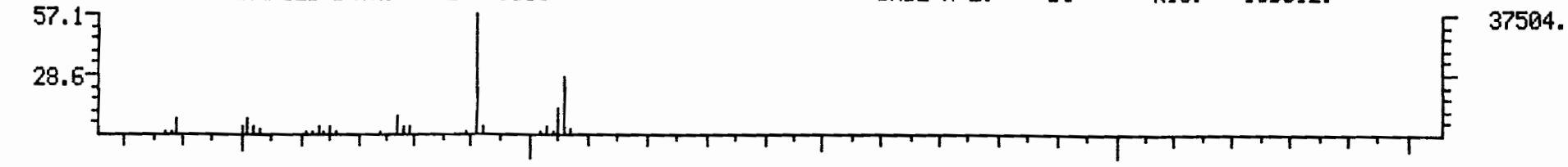

LIBRARY FILE: DC #42 BASE M/Z: 91 RIC: 2544.

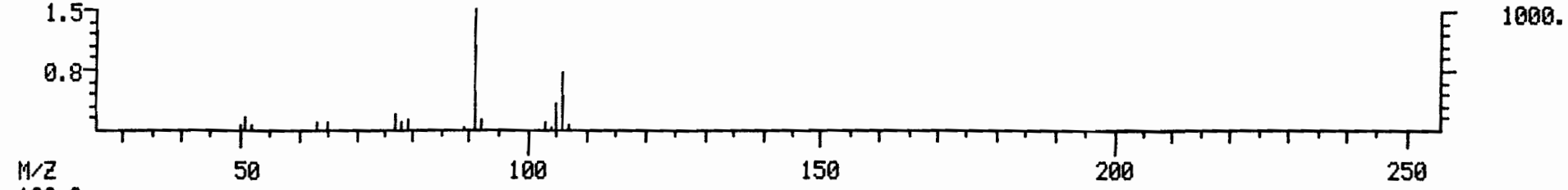

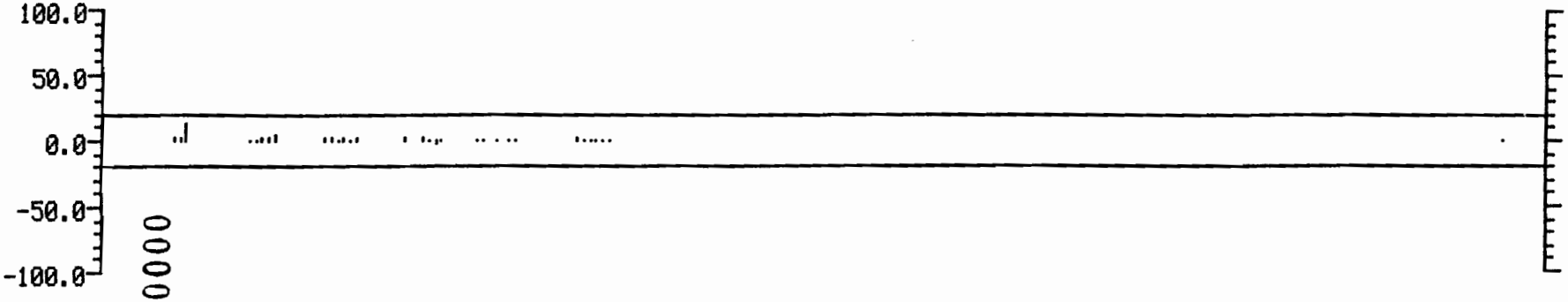

00001118

LIBRARY SEARCH (LIBRARYNB)
03/03/93 20:01:00 + 21:48
SAMPLE: REMED TECH,B-93-2D DL,1589702,RECD2/24/93
CONDS.: 10UL(4G/10ML)5ML,INST D
ENHANCED (S 15B 2N 0T)

DATA: D4723 # 654
CALI: D4723 # 2

BASE M/Z: 43
RIC: 5840.

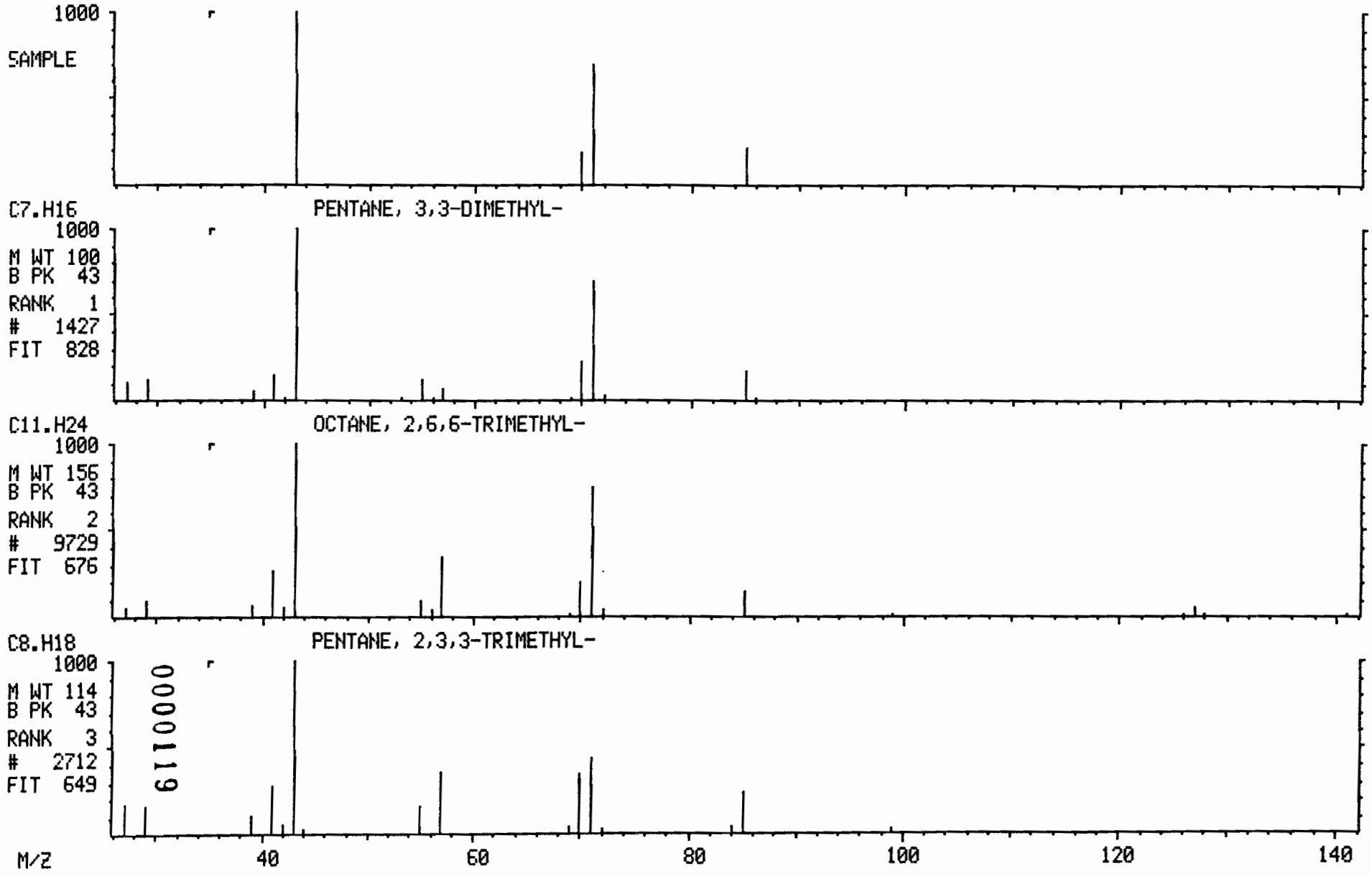

LIBRARY SEARCH (LIBRARYNB)
03/03/93 20:01:00 + 23:10
SAMPLE: REMED TECH,B-93-2D DL,1589702,RECD2/24/93
CONDS.: 10UL(4G/10ML)5ML,INST D
ENHANCED (S 15B 2N 0T)

DATA: D4723 # 695
CALI: D4723 # 2

BASE M/Z: 56
RIC: 38208.

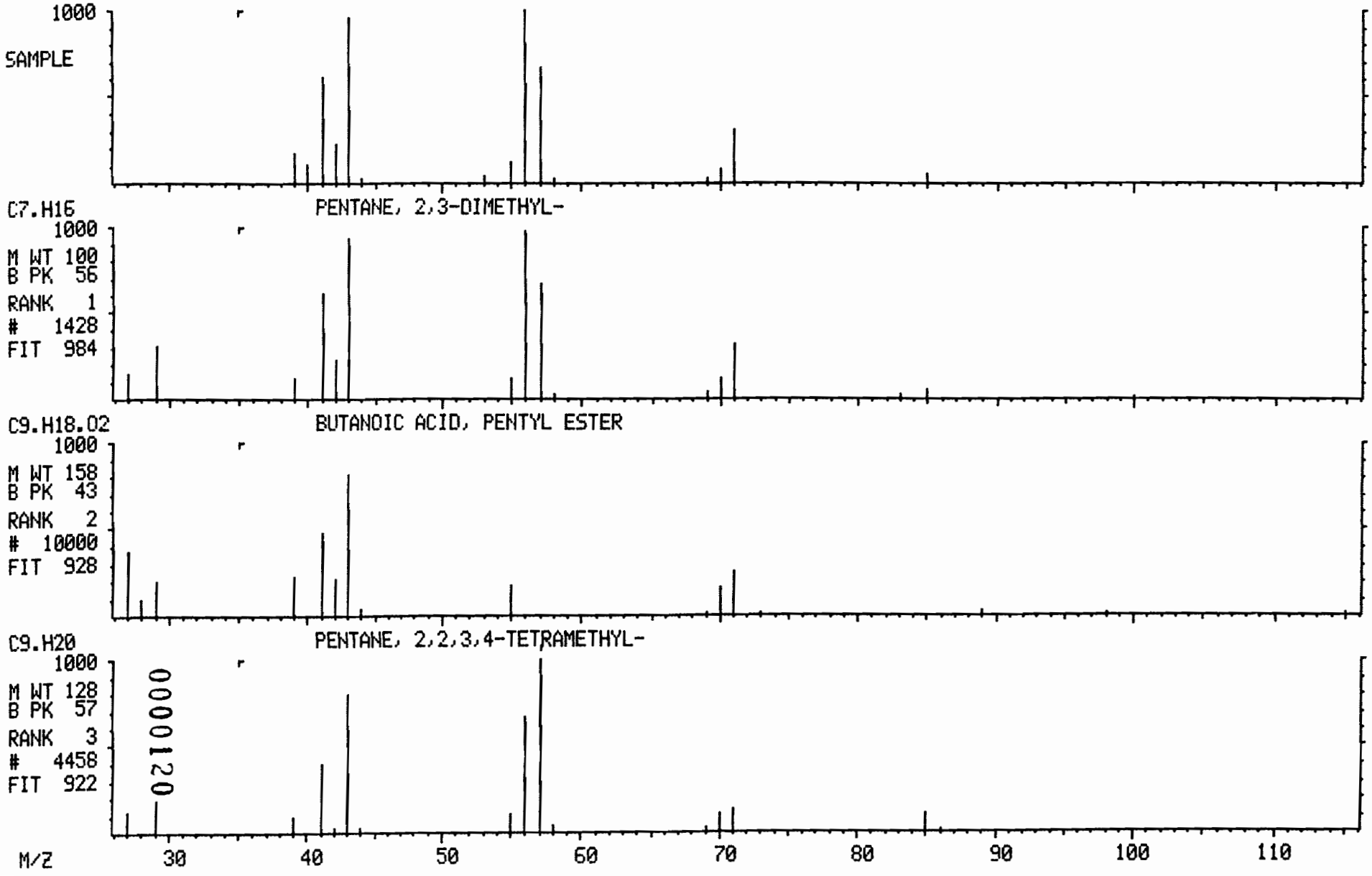

LIBRARY SEARCH (LIBRARYNB)
03/03/93 20:01:00 + 23:30
SAMPLE: REMED TECH,B-93-2D DL,1589702,RECD2/24/93
CONDS.: 10UL(4G/10ML)5ML,INST D
ENHANCED (S 15B 2N 0T)

DATA: D4723 # 705
CALI: D4723 # 2

BASE M/Z: 43
RIC: 14160.

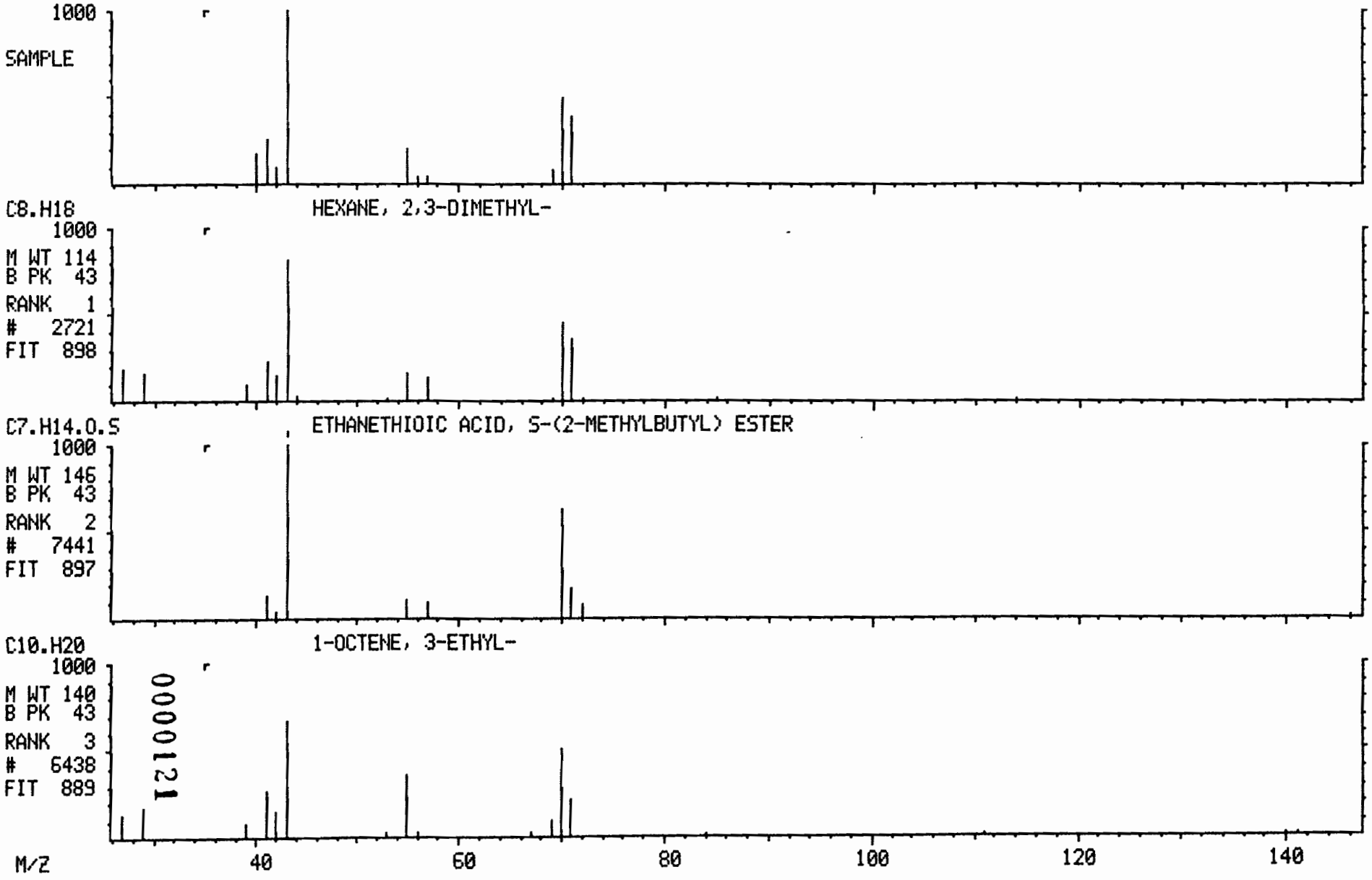

00001121

LIBRARY SEARCH (LIBRARYNB)
03/03/93 20:01:00 + 24:28
SAMPLE: REMED TECH,B-93-2D DL,1589702,RECD2/24/93
CONDS.: 10UL(4G/10ML)5ML,INST D
ENHANCED (S 15B 2N 0T)

DATA: D4723 # 734
CALI: D4723 # 2

BASE M/Z: 43
RIC: 144128.

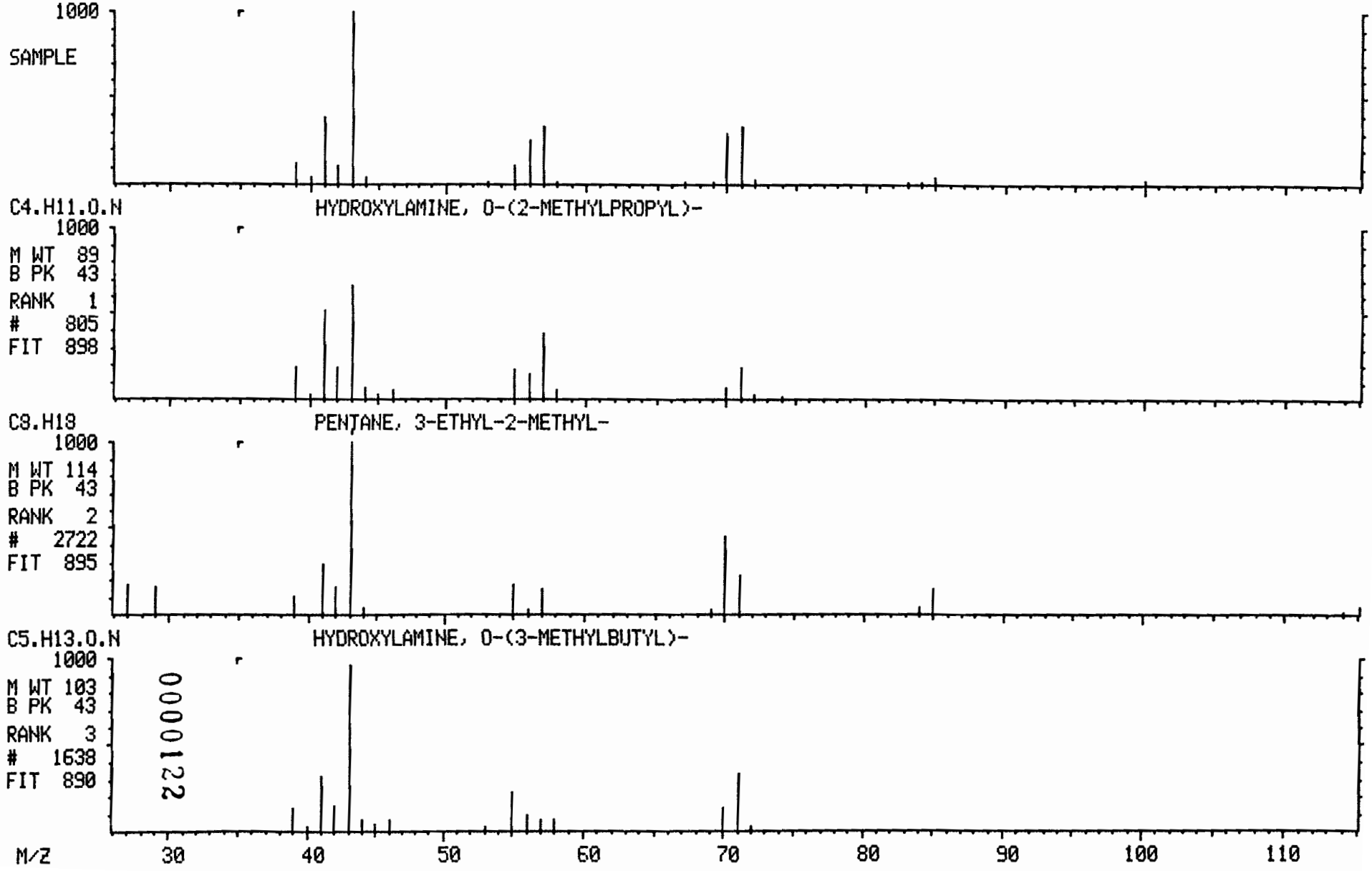

00001122

LIBRARY SEARCH (LIBRARYNB)
03/03/93 20:01:00 + 25:00
SAMPLE: REMED TECH,B-93-2D DL,1589702,RECD2/24/93
CONDS.: 10UL(4G/10ML)5ML,INST D
ENHANCED (S 15B 2N 0T)

DATA: D4723 # 750
CALI: D4723 # 2

BASE M/Z: 43
RIC: 114176.

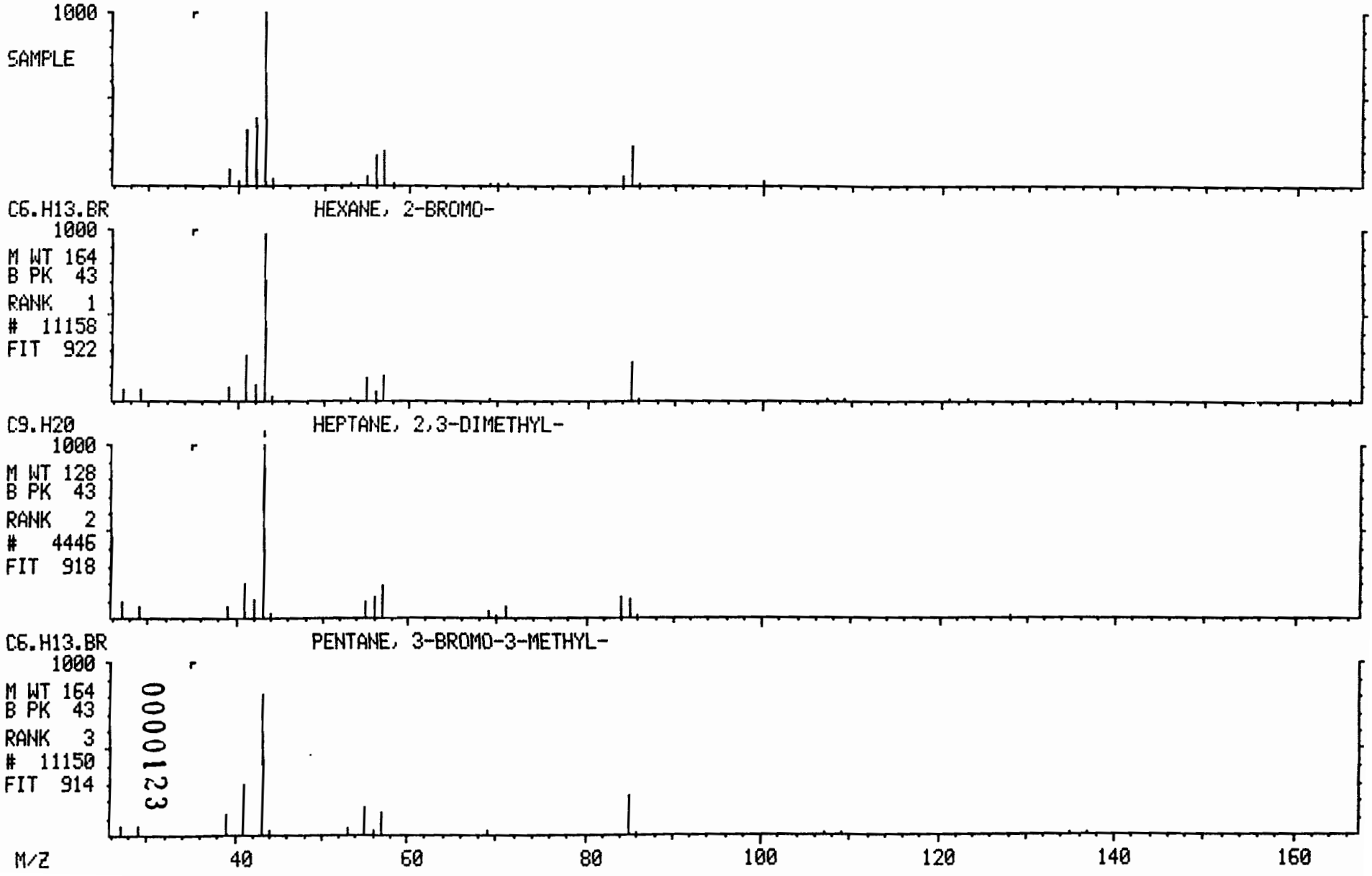

LIBRARY SEARCH (LIBRARYNB)
03/03/93 20:01:00 + 25:42
SAMPLE: REMED TECH,B-93-2D DL,1589702,RECD2/24/93
CONDS.: 10UL(4G/10ML)5ML,INST D
ENHANCED (S 15B 2N 0T)

DATA: D4723 # 771
CALI: D4723 # 2

BASE M/Z: 43
RIC: 11456.

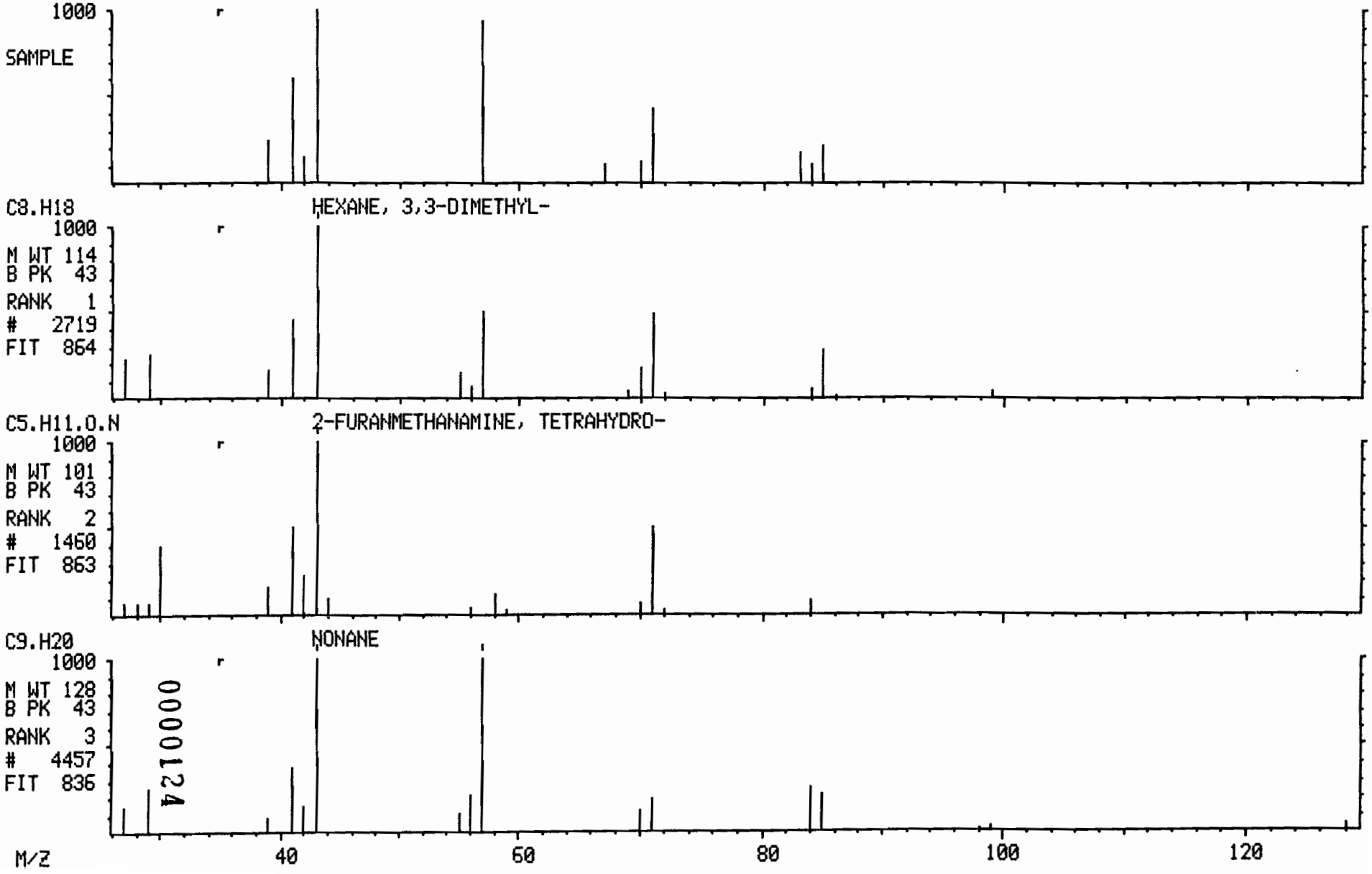

LIBRARY SEARCH (LIBRARYNB)
03/03/93 20:01:00 + 27:42
SAMPLE: REMED TECH,B-93-2D DL,1589702,RECD2/24/93
CONDS.: 10UL(4G/10ML)5ML,INST D
ENHANCED (S 15B 2N 0T)

DATA: D4723 # 831
CALI: D4723 # 2

BASE M/Z: 55
RIC: 66560.

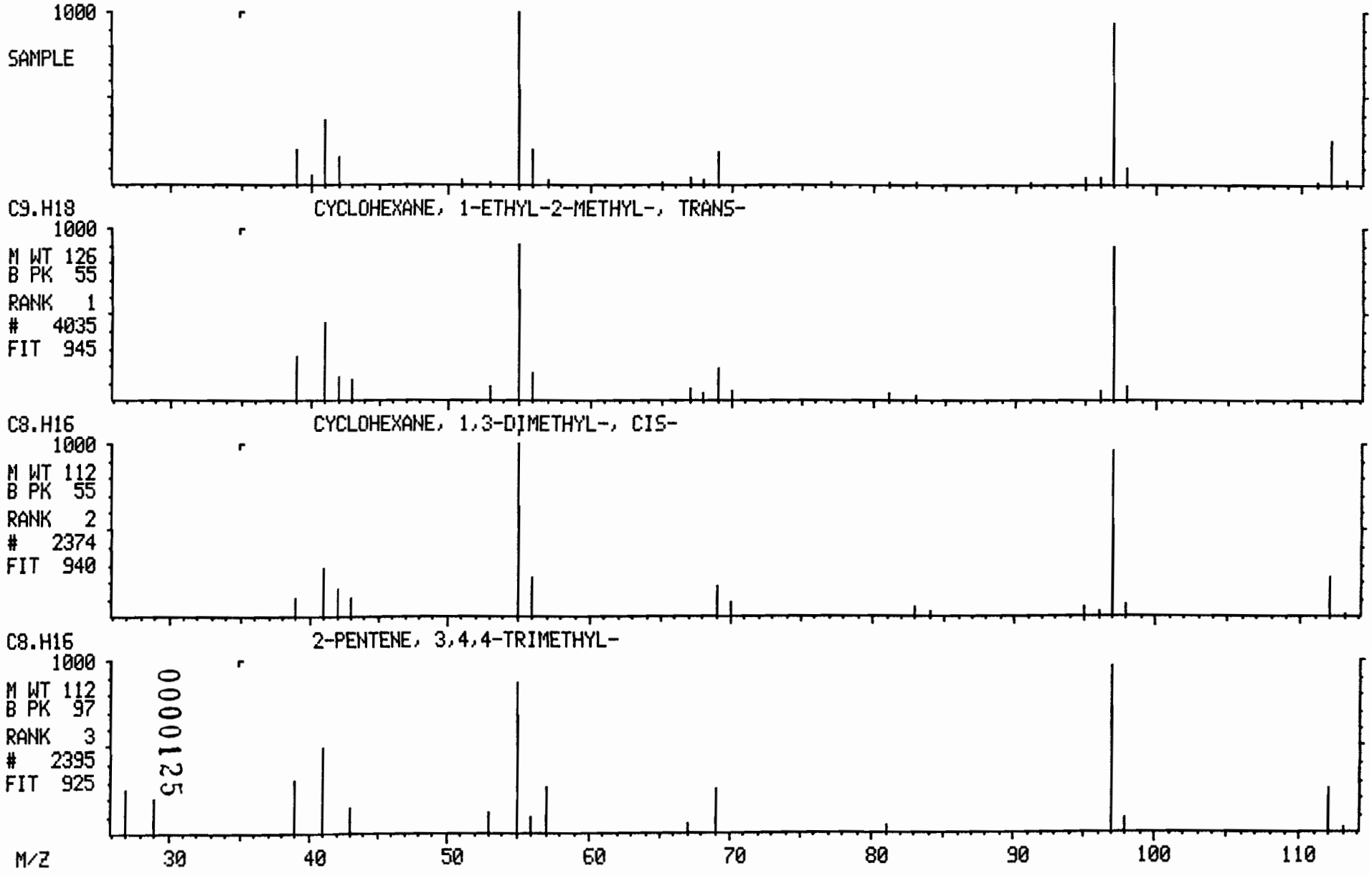

LIBRARY SEARCH (LIBRARYNB)
03/03/93 20:01:00 + 28:22
SAMPLE: REMED TECH,B-93-2D DL,1589702,RECD2/24/93
CONDS.: 10UL(4G/10ML)5ML,INST D
ENHANCED (S 15B 2N 0T)

DATA: D4723 # 851
CALI: D4723 # 2

BASE M/Z: 55
RIC: 51904.

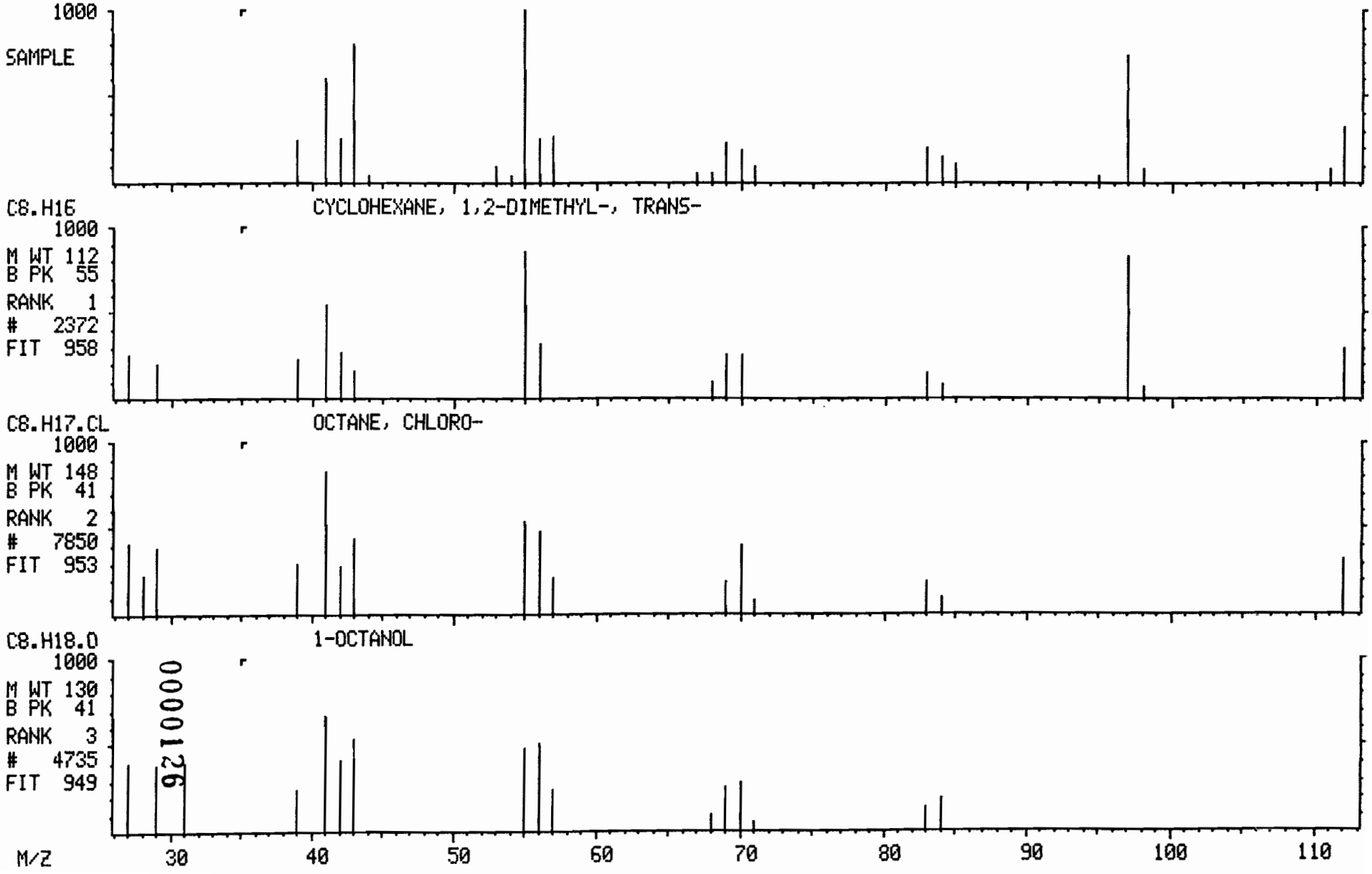

LIBRARY SEARCH (LIBRARYNB)
03/03/93 20:01:00 + 29:52
SAMPLE: REMED TECH,B-93-2D DL,1589702,RECD2/24/93
CONDS.: 10UL(4G/10ML)5ML,INST D
ENHANCED (S 15B 2N 0T)

DATA: D4723 # 896
CALI: D4723 # 2

BASE M/Z: 43
RIC: 95616.

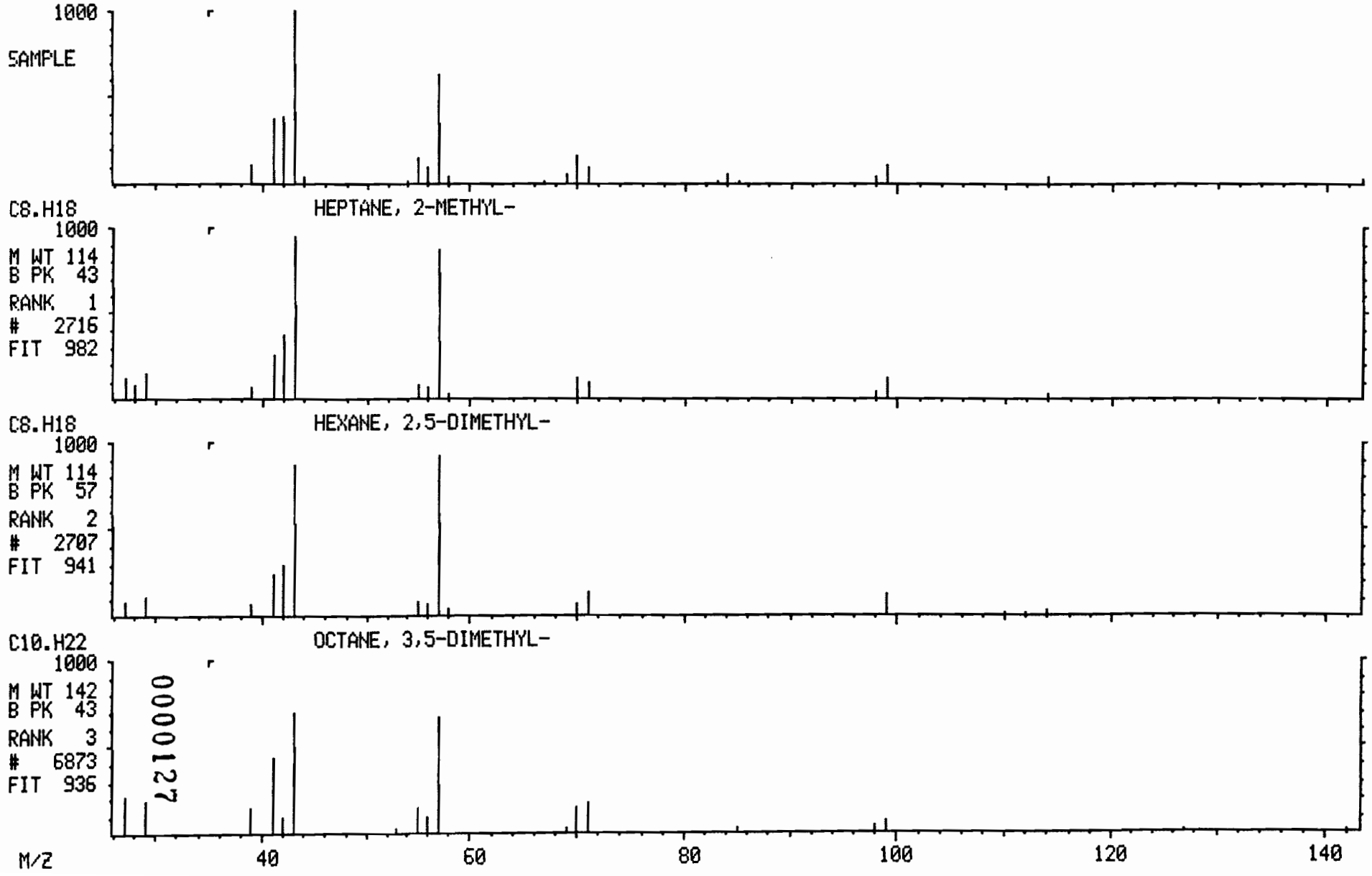

LIBRARY SEARCH (LIBRARYNB)
03/03/93 20:01:00 + 31:34
SAMPLE: REMED TECH,B-93-2D DL,1589702,RECD2/24/93
CONDS.: 10UL(4G/10ML)5ML,INST D
ENHANCED (S 15B 2N 0T)

DATA: D4723 # 947
CALI: D4723 # 2

BASE M/Z: 43
RIC: 126848.

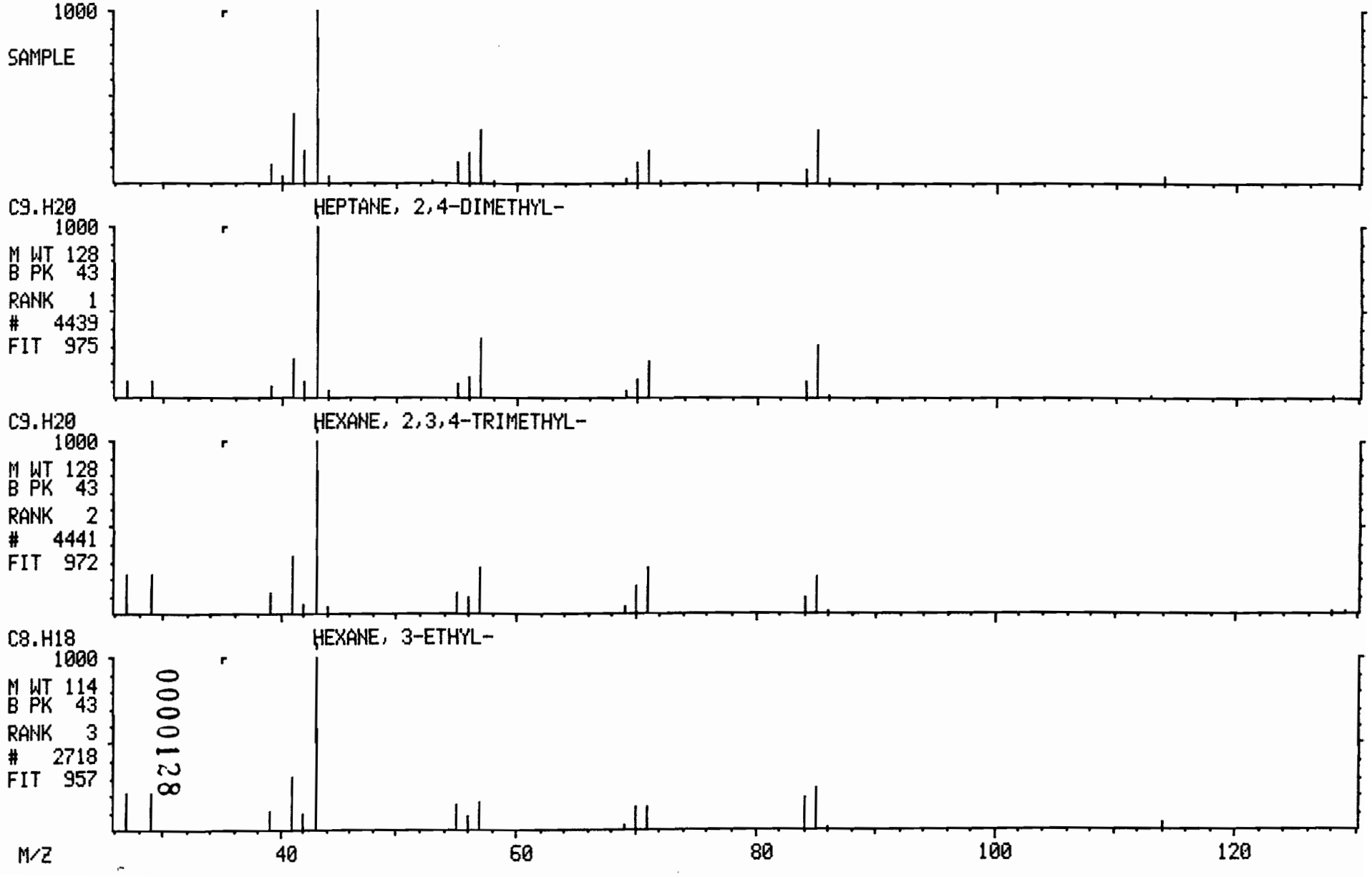

LIBRARY SEARCH SCAN LIST FOR D4723

Reference retention time (min:s) 33:40

No.	Low Mass	High	Scan	Time	Meth	Area	Height	Name	Num
1	0.00	0.00	<10% 52	1:44	A BV	41258.	4734.	--	0.
2	0.00	0.00	57	1:54	A VB	44286.	4569.	--	0.
3	0.00	0.00	203	6:46	A BB	99132.	12231.	--	0.
4	0.00	0.00	336	11:12	A BB	496216.	68699.	--	0.
5	0.00	0.00	433	14:26	A BB	31422.	5490.	--	0.
6	0.00	0.00	<10% 640	21:20	A BB	28228.	4420.	--	0.
7	0.00	0.00	654	21:48	A BV	121328.	11024.	--	0.
8	0.00	0.00	674	22:28	A VB	682912.	99840.	--	0.
9	0.00	0.00	695	23:10	A BV	229720.	40256.	--	0.
10	0.00	0.00	705	23:30	A VB	91036.	15600.	--	0.
11	0.00	0.00	734	24:28	A BV	1192570.	168704.	--	0.
12	0.00	0.00	750	25:00	A VB	792900.	127232.	--	0.
13	0.00	0.00	771	25:42	A BB	252008.	21824.	--	0.
14	0.00	0.00	792	26:24	A BV	1599980.	199680.	--	0.
15	0.00	0.00	<10% 805	26:50	A VB	56000.	13184.	--	0.
16	0.00	0.00	823	27:26	A BV	1486330.	131328.	--	0.
17	0.00	0.00	831	27:42	A VB	437440.	81408.	--	0.
18	0.00	0.00	851	28:22	A BB	407968.	59840.	--	0.
19	0.00	0.00	885	29:30	A BV	1501160.	98944.	--	0.
20	0.00	0.00	896	29:52	A VB	749376.	106368.	--	0.
21	0.00	0.00	<10% 911	30:22	A BB	25456.	3840.	--	0.
22	0.00	0.00	947	31:34	A BB	1662950.	170752.	--	0.
23	0.00	0.00	<10% 977	32:34	A BB	66368.	7552.	--	0.
24	0.00	0.00	1010	33:40	A BB	3674520.	320512.	--	0.
25	0.00	0.00	1038	34:36	A BB	2281720.	181760.	--	0.
26	0.00	0.00	<10% 1081	36:02	A BB	56560.	6018.	--	0.

1A

VOLATILE ORGANICS ANALYSIS DATA SHEET

EPA SAMPLE NO.

B-93-2G

Lab Name: NYTEST ENV INC Contract: 9319853

Lab Code: NYTEST Case No.: 15897 SAS No.: _____ SDG No.: _____

Matrix: (soil/water) SOIL Lab Sample ID: 1589703

Sample wt/vol: 5.00 (g/mL) G Lab File ID: M0208

Level: (low/med) LOW Date Received: 02/24/93

% Moisture: not dec. 18 Date Analyzed: 02/26/93

Column: (pack/cap) CAP Dilution Factor: 1.0

CAS NO.	COMPOUND	CONCENTRATION UNITS: (ug/L or ug/Kg) UG/KG	Q
74-87-3	Chloromethane	12	U
74-83-9	Bromomethane	12	U
75-01-4	Vinyl Chloride	12	U
75-00-3	Chloroethane	12	U
75-09-2	Methylene Chloride	16	~~B~~ ✓
67-64-1	Acetone	12	U
75-15-0	Carbon Disulfide	6	U
75-35-4	1,1-Dichloroethene	6	U
75-34-3	1,1-Dichloroethane	6	U
540-59-0	1,2-Dichloroethene (total)	6	U
67-66-3	Chloroform	6	U
107-06-2	1,2-Dichloroethane	6	U
78-93-3	2-Butanone	12	U
71-55-6	1,1,1-Trichloroethane	6	U
56-23-5	Carbon Tetrachloride	6	U
108-05-4	Vinyl Acetate	12	U
75-27-4	Bromodichloromethane	6	U
78-87-5	1,2-Dichloropropane	6	U
10061-01-5	cis-1,3-Dichloropropene	6	U
79-01-6	Trichloroethene	6	U
124-48-1	Dibromochloromethane	6	U
79-00-5	1,1,2-Trichloroethane	6	U
71-43-2	Benzene	6	U
10061-02-6	trans-1,3-Dichloropropene	6	U
75-25-2	Bromoform	6	U
108-10-1	4-Methyl-2-Pentanone	12	U
591-78-6	2-Hexanone	12	U
127-18-4	Tetrachloroethene	6	U
79-34-5	1,1,2,2-Tetrachloroethane	6	U
108-88-3	Toluene	47	
108-90-7	Chlorobenzene	6	U
100-41-4	Ethylbenzene	100	
100-42-5	Styrene	6	U
1330-20-7	Xylene (total)	600	~~E~~

AL 4/6/93

0000130

1E

VOLATILE ORGANICS ANALYSIS DATA SHEET
TENTATIVELY IDENTIFIED COMPOUNDS

EPA SAMPLE NO.

B-93-2G

Lab Name: NYTEST ENV INC Contract: 9319853

Lab Code: NYTEST Case No.: 15897 SAS No.: _____ SDG No.: _____

Matrix: (soil/water) SOIL Lab Sample ID: 1589703

Sample wt/vol: 5.00 (g/mL) G Lab File ID: M0208

Level: (low/med) LOW Date Received: 02/24/93

% Moisture: not dec. 18 Date Analyzed: 02/26/93

Column (pack/cap) CAP Dilution Factor: 1.0

Number TICs found: 15

CONCENTRATION UNITS:
(ug/L or ug/Kg) UG/KG

CAS NUMBER	COMPOUND NAME	RT	EST. CONC.	Q
1.	UNKNOWN ALKANE	11.04	42	J
2.	UNKNOWN ALKANE	11.47	69	J
3.	UNKNOWN	12.19	60	J
4.	UNKNOWN	14.22	68	J
5.	UNKNOWN ALKANE	15.42	38	J
6.	UNKNOWN ALKANE	18.52	39	J
7.	SUBSTITUTED BENZENE	19.20	40	J
8.	SUBSTITUTED BENZENE	20.29	77	J
9.	UNKNOWN ALKANE	21.42	59	J
10.	SUBSTITUTED BENZENE	21.82	36	J
11.	SUBSTITUTED BENZENE	22.02	56	J
12.	SUBSTITUTED BENZENE	23.00	32	J
13.	UNKNOWN CYCLOALKANE	23.35	29	J
14.	SUBSTITUTED BENZENE	23.94	34	J
15.	SUBSTITUTED BENZENE	24.14	56	J

Quantitation Report

Data File : C:\HPCHEM\1\DATA\M0208.D
Acq Time : 26 Feb 93 9:08 pm
Sample : 1589703/B-93-2G,REC'D 2/24/93
Misc : 5G/5MLS,INSTHPM,REMEDIATION TEC
Quant Time: Mar 1 9:51 1993

Operator: PKS/ VITO
Inst : NYTEST HP
Multiplr: 1.00

Method : c:\HPCHEM\1\METHODS\CLPSOIL.M
Title : VOA Standards for 5 point calibration
Last Update : Fri Feb 26 16:15:10 1993
Response via : Single Level Calibration

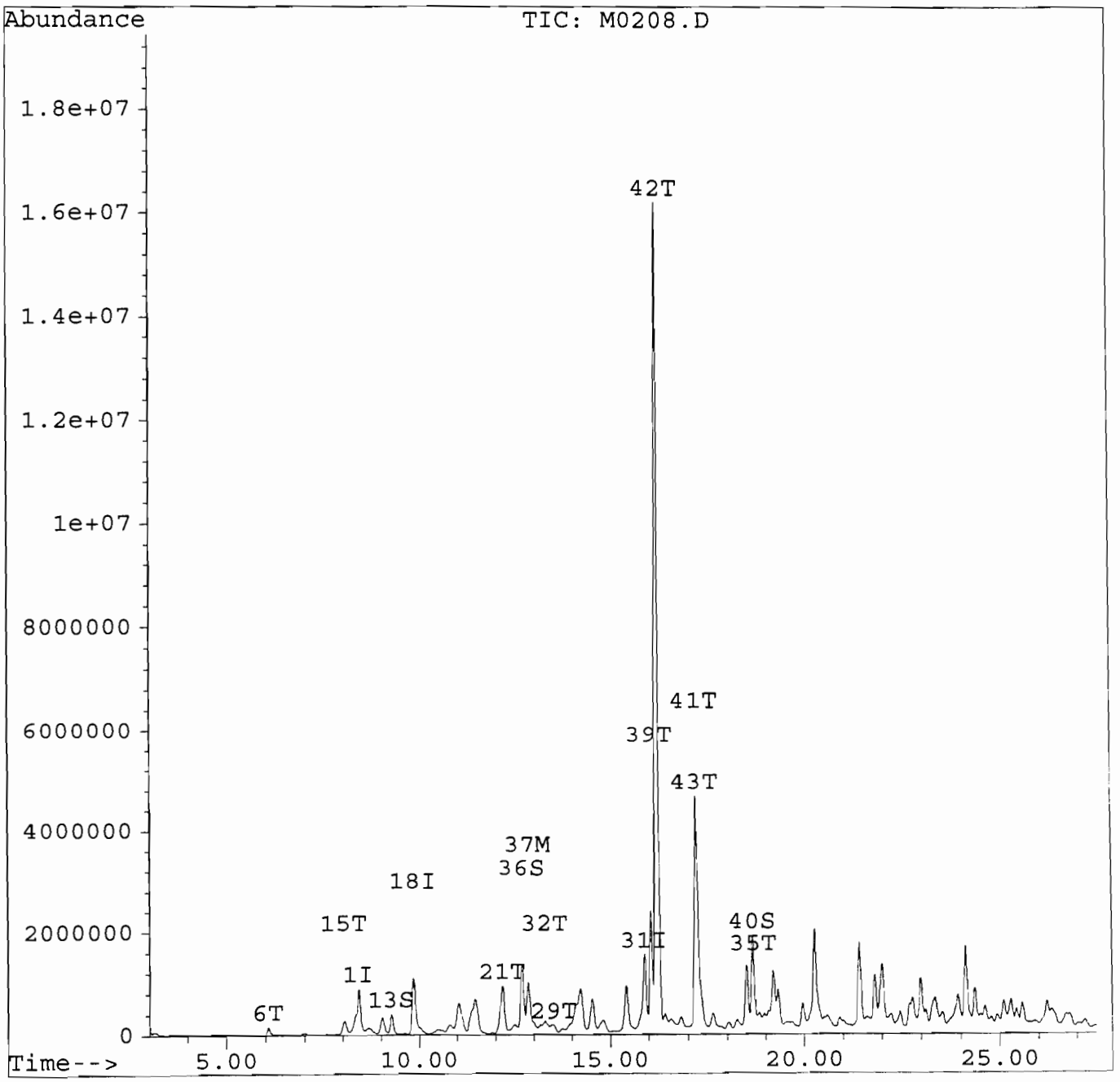

0000132

Quantitation Report

Data File : C:\HPCHEM\1\DATA\M0208.D
Acq Time : 26 Feb 93 9:08 pm
Sample : 1589703/B-93-2G,REC'D 2/24/93
Misc : 5G/5MLS,INSTHPM,REMEDIATION TEC
Quant Time: Mar 1 9:51 1993

Operator: PKS/ VITO
Inst : NYTEST HP
Multiplr: 1.00

Method : c:\HPCHEM\1\METHODS\CLPSOIL.M
Title : VOA Standards for 5 point calibration
Last Update : Fri Feb 26 16:15:10 1993
Response via : Single Level Calibration

Internal Standards	R.T.	QIon	Response	Conc Units	Dev(Min)
1) CI01 Bromochloromethane	8.43	128	581886	50.00 ug/l	0.02
18) CI10 1,4-Difluorobenzene	9.85	114	2768565	50.00 ug/l	0.01
31) CI20 Chlorobenzene-d5	15.90	117	2215201	50.00 ug/l	0.01
System Monitoring Compounds					%Recovery
13) CS15 1,2-Dichloroethane-d4	9.27	65	682195	47.56 ug/l	95.11%
36) CS05 Toluene-d8	12.69	98	2393511	50.97 ug/l	101.93%
40) CS10 4-Bromofluorobenzene	18.66	95	1809594	50.74 ug/l	101.49%
Target Compounds					Qvalue
6) C030 Methylene Chloride	6.07	84	204550	13.17 ug/l	91
~~15) C110 2-Butanone~~	~~8.04~~	~~43~~	~~657665~~	~~106.17 ug/l #~~	~~56~~
~~21) C125 Vinyl Acetate~~	~~12.19~~	~~43~~	~~1288467~~	~~48.07 ug/l~~	~~100~~
~~29) C160 1,1,2-Trichloroethane~~	~~13.53~~	~~97~~	~~122122~~	~~6.22 ug/l #~~	~~34~~
~~32) C205 4-Methyl-2-Pentanone~~	~~13.29~~	~~43~~	~~140531~~	~~12.21 ug/l #~~	~~45~~
~~35) C225 1,1,2,2-Tetrachloroet~~	~~18.70~~	~~83~~	~~113956~~	~~3.30 ug/l #~~	~~24~~
37) C230 Toluene	12.86	91	1895748	38.16 ug/l #	76
39) C240 Ethylbenzene	16.05	106	1753558	86.01 ug/l	96
~~41) C245 Styrene~~	~~17.22~~	~~104~~	~~179452~~	~~4.13 ug/l #~~	~~1~~
42) C250 M-P, Xylene	16.23	106	16954191	336.13 ug/l	97
43) C255 O-Xylene	17.22	106	3949626	156.33 ug/l	96

0000133

(#) = qualifier out of range (m) = manual integration

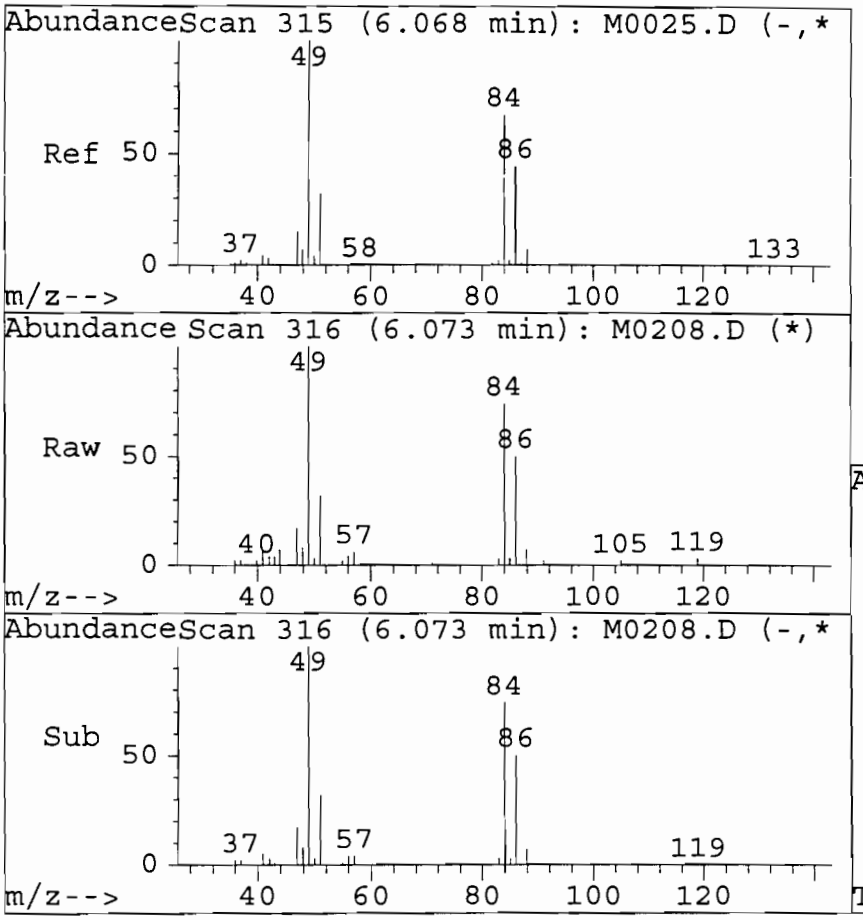

#6
C030 Methylene Chloride
Concen: 13.17 ug/l
RT: 6.07 min Scan# 316
Delta R.T. 0.02 min
Lab File: M0208.D
Acq: 26 Feb 93 9:08 pm

Tgt Ion:84 Resp: 204550

Ion	Ratio	Lower	Upper
84	100		
49	134.9	129.7	169.7
86	67.6	45.3	85.3
0	0.0	0.0	0.0

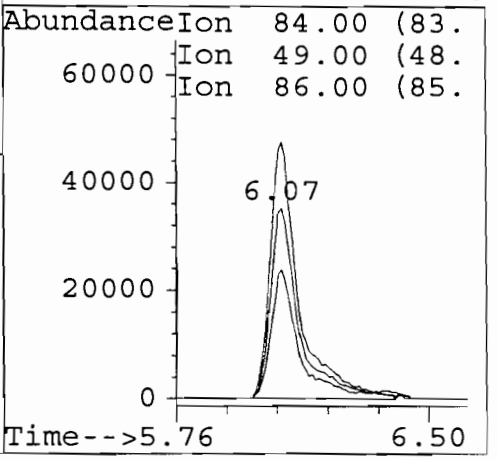

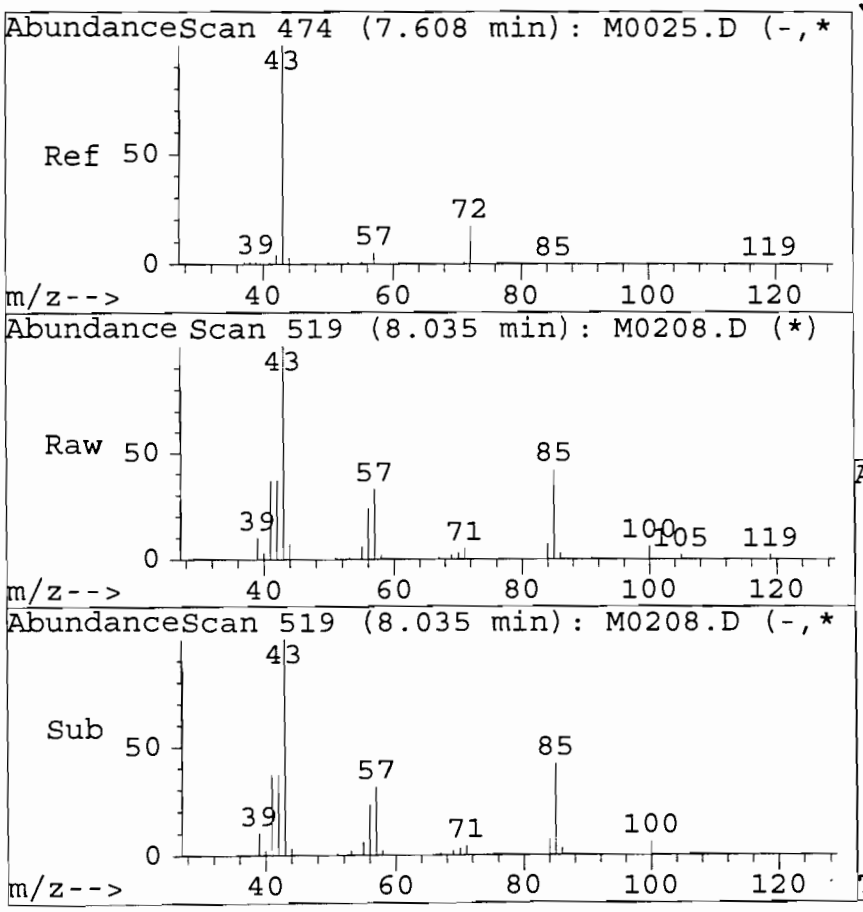

#15 NEGATIVE
C110 2-Butanone
Concen: 106.17 ug/l 4/5/93
RT: 8.04 min Scan# 519
Delta R.T. 0.45 min
Lab File: M0208.D
Acq: 26 Feb 93 9:08 pm

Tgt Ion:43 Resp: 657665

Ion	Ratio	Lower	Upper
43	100		
72	0.0	16.4	24.6#
0	0.0	0.0	0.0
0	0.0	0.0	0.0

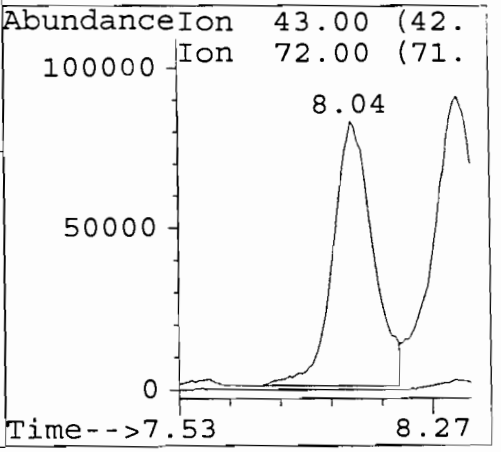

0000134

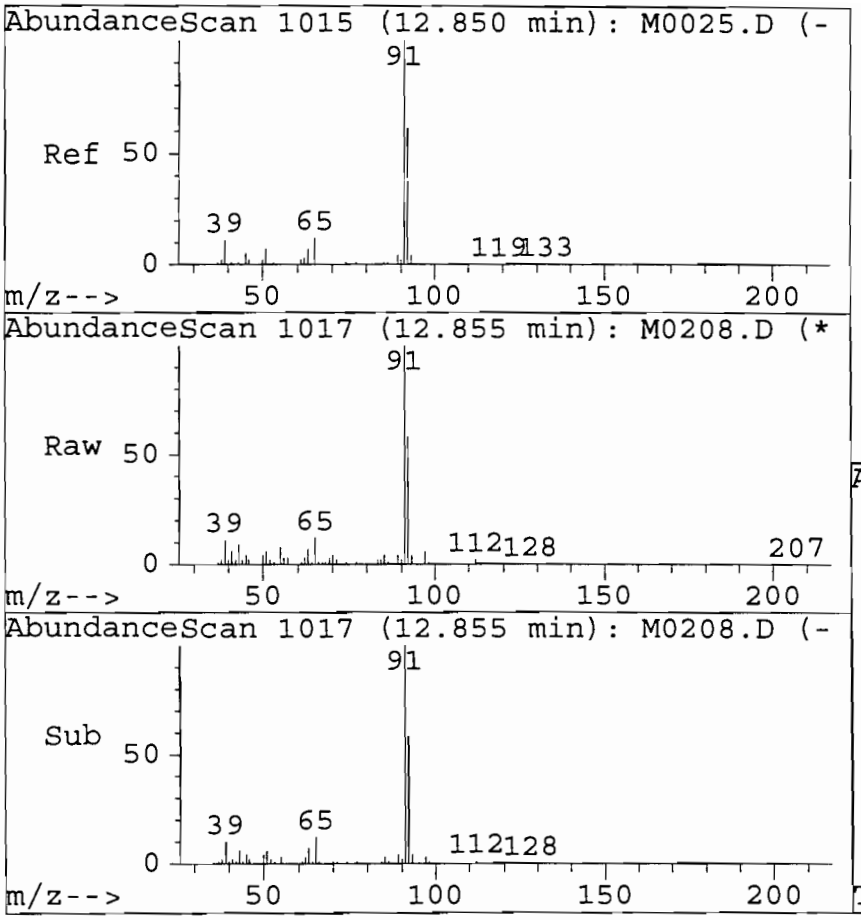

#37
C230 Toluene
Concen: 38.16 ug/l
RT: 12.86 min Scan# 1017
Delta R.T. 0.02 min
Lab File: M0208.D
Acq: 26 Feb 93 9:08 pm

Tgt Ion:91 Resp: 1895748

Ion	Ratio	Lower	Upper
91	100		
92	58.4	60.0	100.0#
0	0.0	0.0	0.0
0	0.0	0.0	0.0

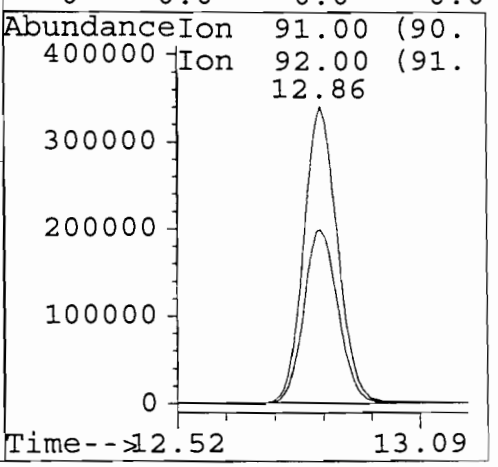

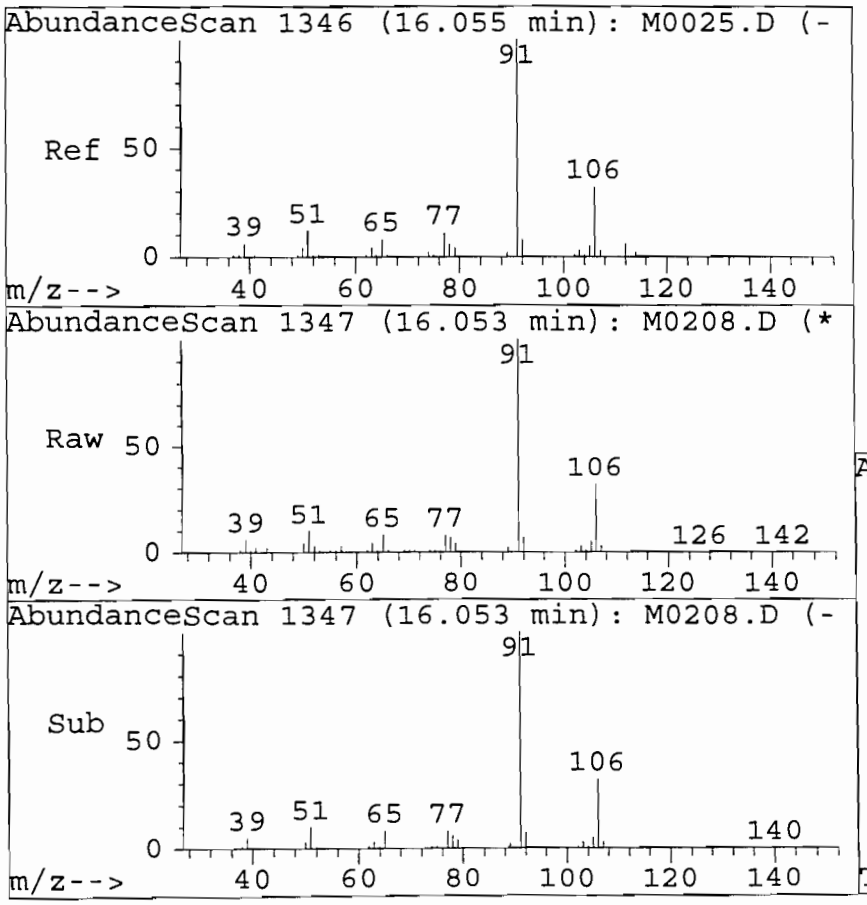

#39
C240 Ethylbenzene
Concen: 86.01 ug/l
RT: 16.05 min Scan# 1347
Delta R.T. 0.01 min
Lab File: M0208.D
Acq: 26 Feb 93 9:08 pm

Tgt Ion:106 Resp: 1753558

Ion	Ratio	Lower	Upper
106	100		
91	316.3	289.3	329.3
0	0.0	0.0	0.0
0	0.0	0.0	0.0

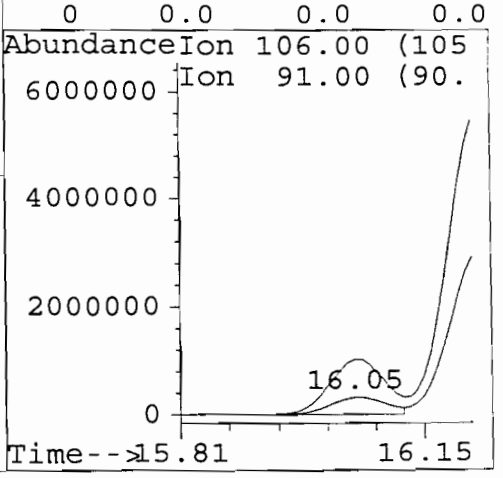

0000135

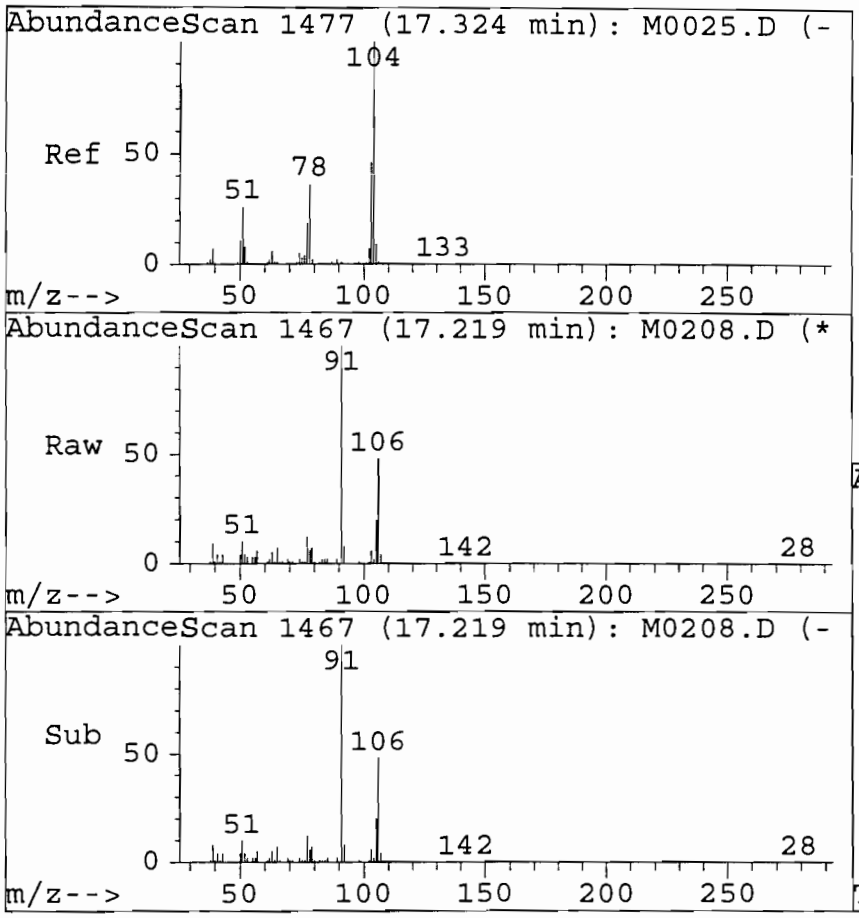

NEGATIVE 4/8/93

#41
C245 Styrene
Concen: 4.13 ug/l
RT: 17.22 min Scan# 1467
Delta R.T. -0.09 min
Lab File: M0208.D
Acq: 26 Feb 93 9:08 pm

Tgt Ion:104 Resp: 179452

Ion	Ratio	Lower	Upper
104	100		
78	261.4	15.7	55.7#
0	0.0	0.0	0.0
0	0.0	0.0	0.0

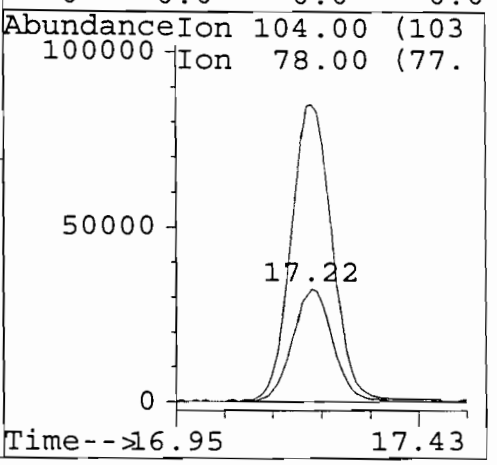

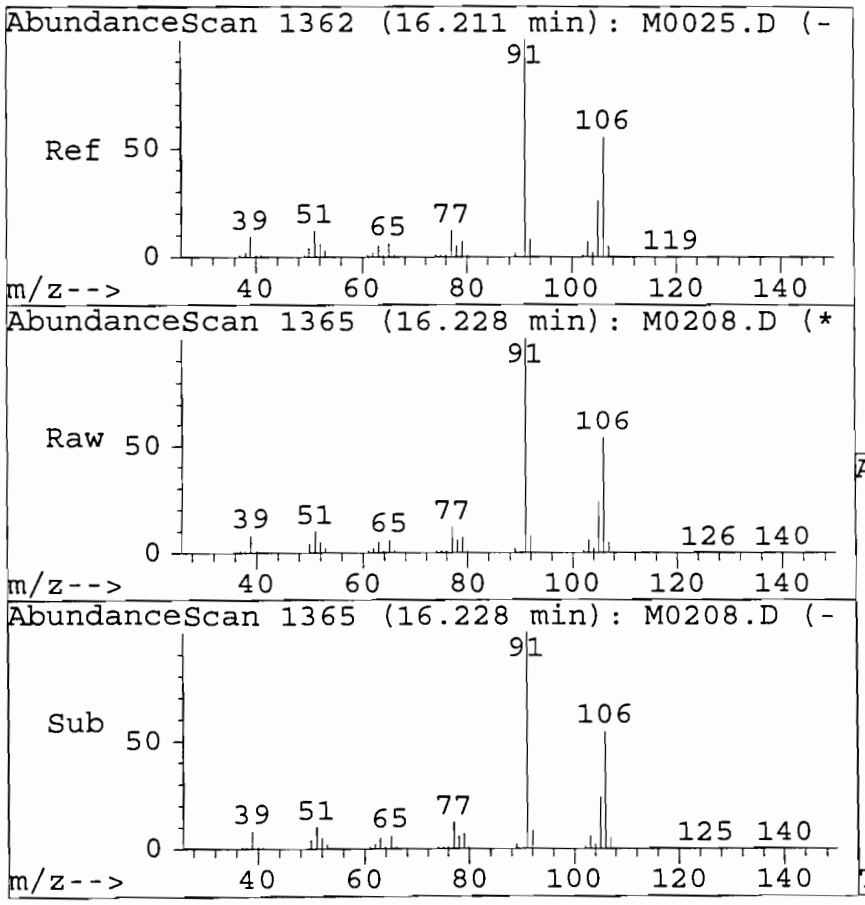

#42
C250 M-P, Xylene
Concen: 336.13 ug/l
RT: 16.23 min Scan# 1365
Delta R.T. 0.02 min
Lab File: M0208.D
Acq: 26 Feb 93 9:08 pm

Tgt Ion:106 Resp:16954191

Ion	Ratio	Lower	Upper
106	100		
91	185.8	169.5	209.5
0	0.0	0.0	0.0
0	0.0	0.0	0.0

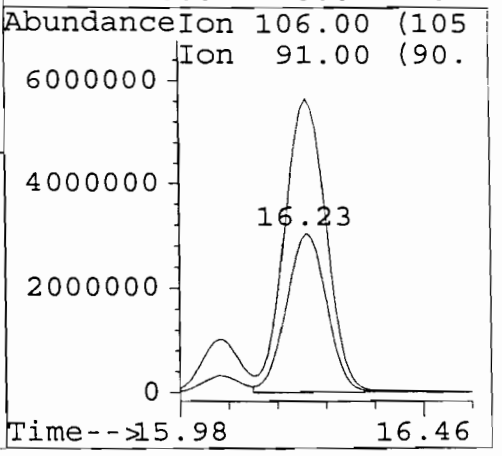

0000136

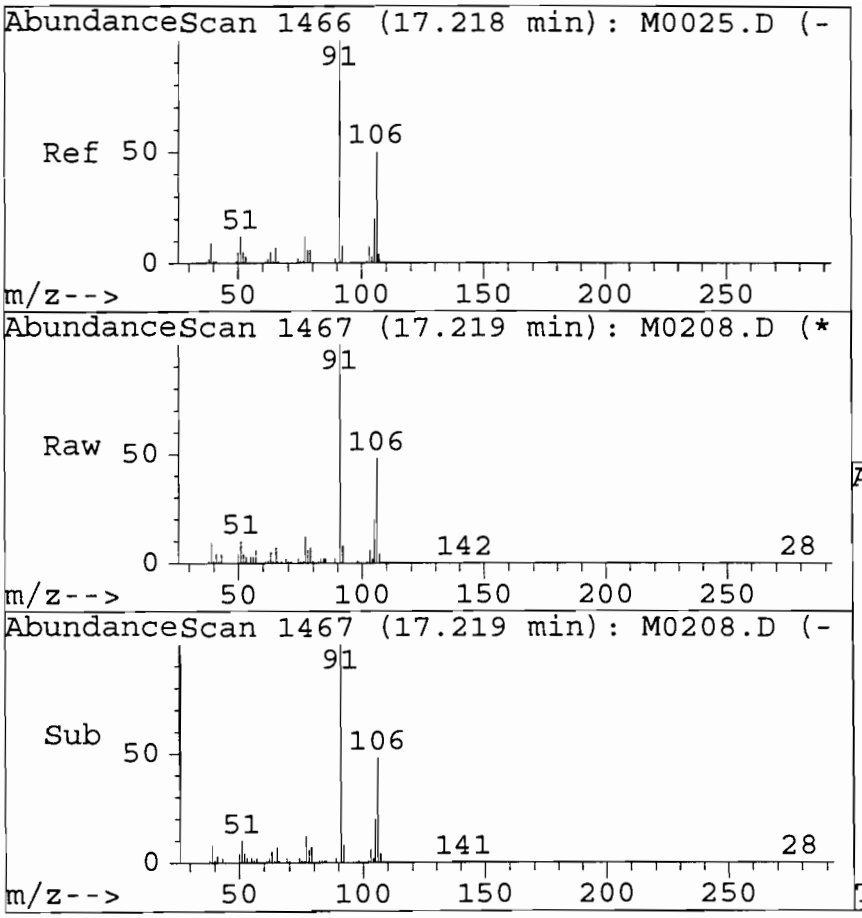

#43
C255 O-Xylene
Concen: 156.33 ug/l
RT: 17.22 min Scan# 1467
Delta R.T. 0.01 min
Lab File: M0208.D
Acq: 26 Feb 93 9:08 pm

Tgt Ion:106.1 Resp: 3949626

Ion	Ratio	Lower	Upper
106	100		
91	207.7	160.9	241.3
0	0.0	0.0	0.0
0	0.0	0.0	0.0

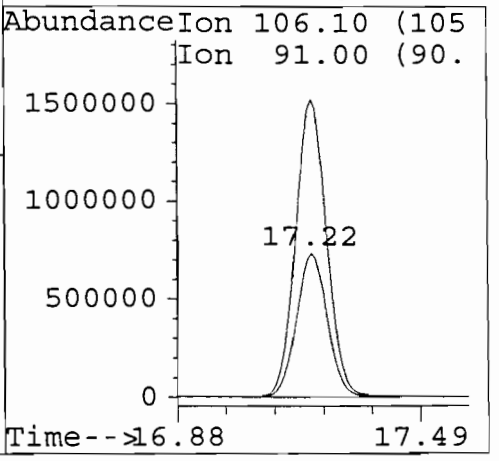

0000137

Library Search Compound Report

Data File : c:\HPCHEM\1\DATA\M0208.D
Acq Time : 26 Feb 93 9:08 pm
Sample : 1589703/B-93-2G,REC'D 2/24/93
Misc : 5G/5MLS,INSTHPM,REMEDIATION TEC

Operator: PKS/ VITO
Inst : NYTEST HP
Multiplr: 1.00

Method : c:\HPCHEM\1\METHODS\CLPSOIL.M
Title : VOA Standards for 5 point calibration
Library : C:\DATABASE\NBS75K.L

R.T.	Conc	Area	Relative to ISTD	R.T.
11.03	34.64 ug/l	5173579	CI10 1,4-Difluorobenzene	9.85

Hit# of 20	Tentative ID	Ref#	CAS#	Qual
1	Heptane, 2-methyl-	64218	000592-27-8	58
2	Hexane, 2,5-dimethyl-	64204	000592-13-2	42
3	Heptane, 2-methyl-	64219	000592-27-8	64
4	Heptane, 2-methyl-	3092	000592-27-8	53
5	Octane, 3,5-dimethyl-	66229	015869-93-9	72

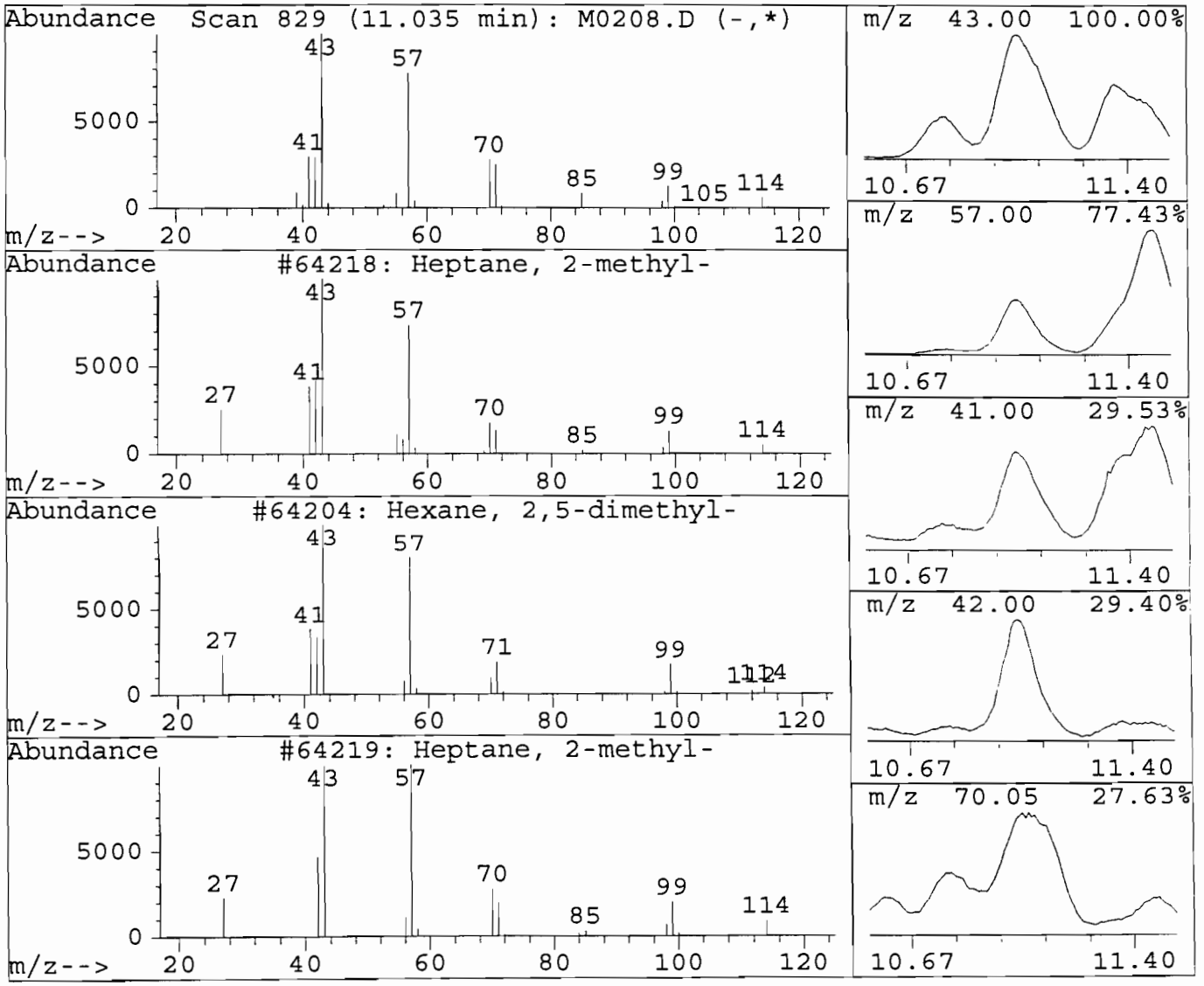

0000138

Library Search Compound Report

Data File : c:\HPCHEM\1\DATA\M0208.D
Acq Time : 26 Feb 93 9:08 pm
Sample : 1589703/B-93-2G,REC'D 2/24/93
Misc : 5G/5MLS,INSTHPM,REMEDIATION TEC

Operator: PKS/ VITO
Inst : NYTEST HP
Multiplr: 1.00

Method : c:\HPCHEM\1\METHODS\CLPSOIL.M
Title : VOA Standards for 5 point calibration
Library : C:\DATABASE\NBS75K.L

R.T.	Conc	Area	Relative to ISTD	R.T.
11.46	56.39 ug/l	8420598	CI10 1,4-Difluorobenzene	9.85

Hit# of 20	Tentative ID	Ref#	CAS#	Qual
1	Hexane, 2,2,5-trimethyl-	65129	003522-94-9	64
2	Hexane, 2,2,5-trimethyl-	65126	003522-94-9	50
3	Hexane, 2,2,5-trimethyl-	5149	003522-94-9	78
4	Heptane, 4-ethyl-2,2,6,6-tetramethy	19042	062108-31-0	78
5	Hexane, 2,2,4-trimethyl-	5131	016747-26-5	72

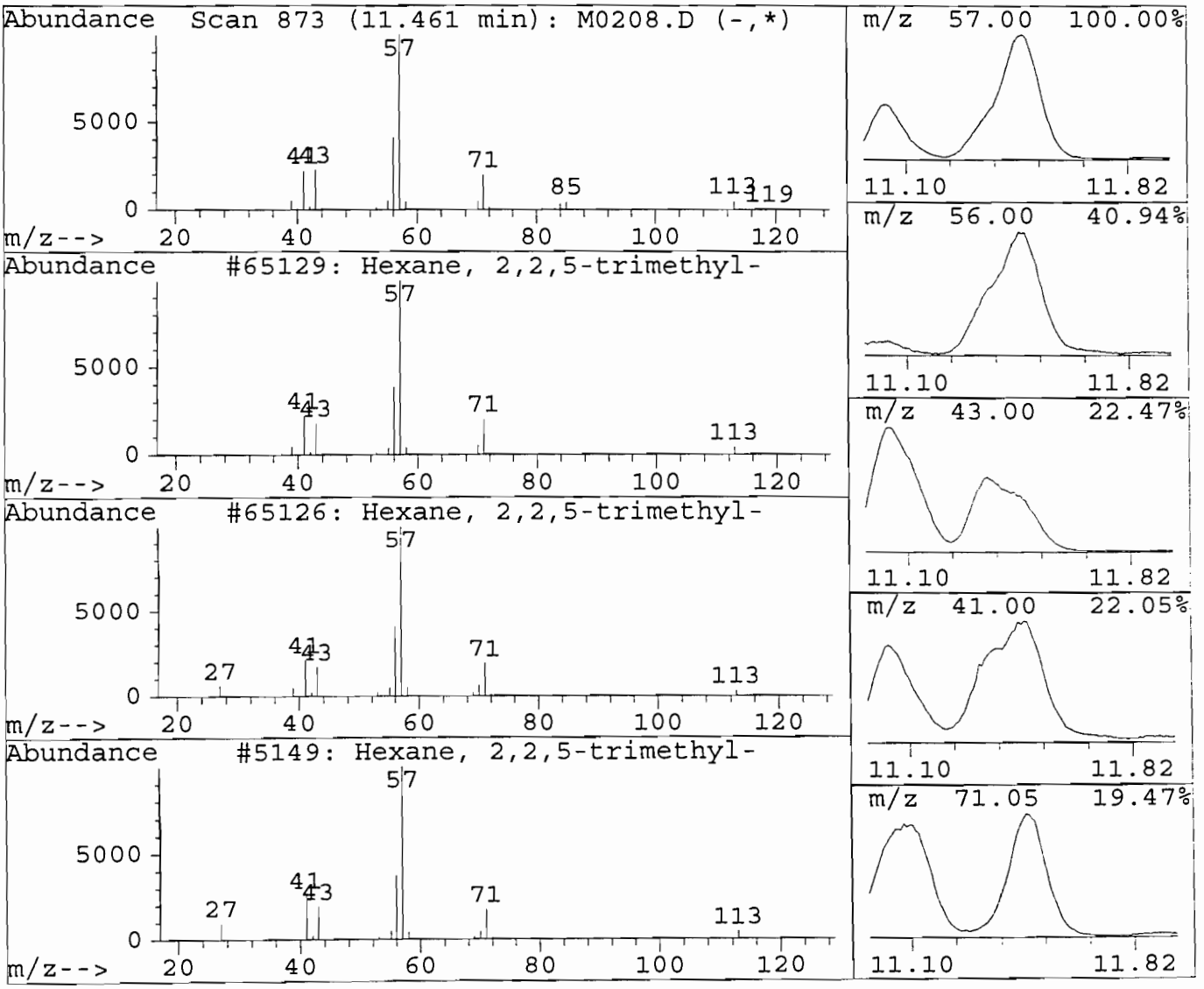

0000139

Library Searched : C:\DATABASE\NBS75K.L
Quality : 59
ID : Octane

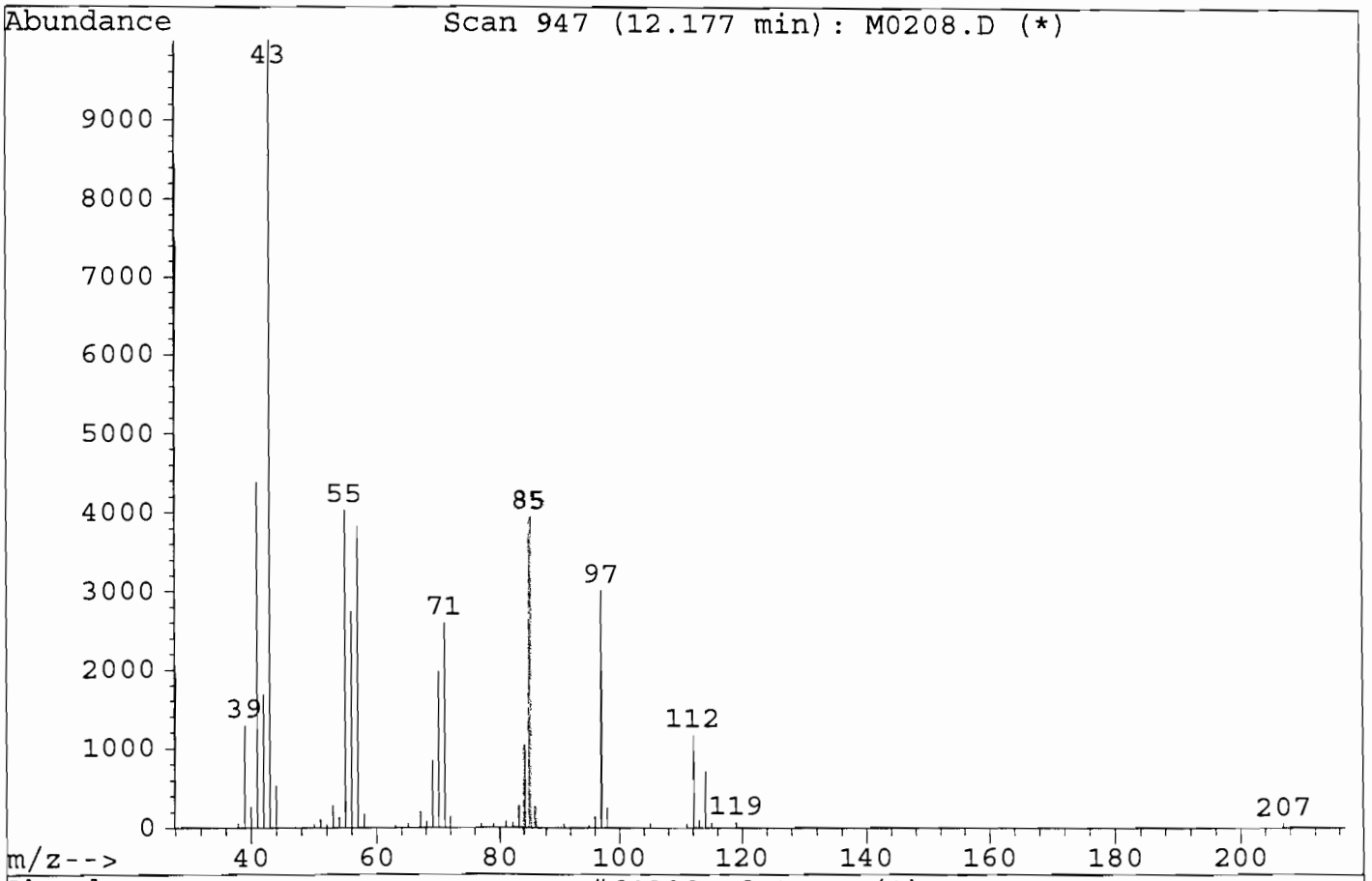

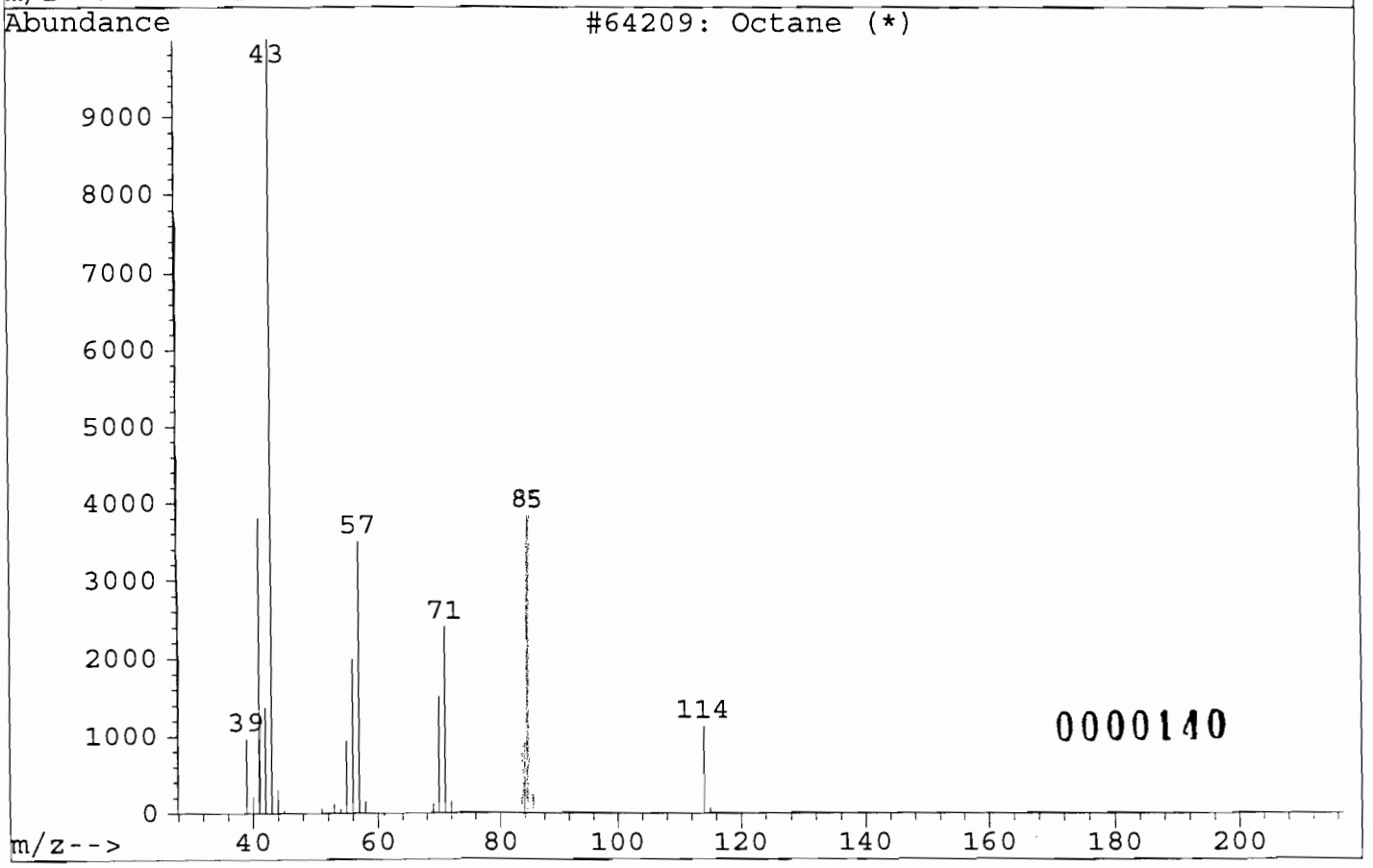

0000140

Library Search Compound Report

Data File : c:\HPCHEM\1\DATA\M0208.D
Acq Time : 26 Feb 93 9:08 pm
Sample : 1589703/B-93-2G,REC'D 2/24/93
Misc : 5G/5MLS,INSTHPM,REMEDIATION TEC

Operator: PKS/ VITO
Inst : NYTEST HP
Multiplr: 1.00

Method : c:\HPCHEM\1\METHODS\CLPSOIL.M
Title : VOA Standards for 5 point calibration
Library : C:\DATABASE\NBS75K.L

R.T.	Conc	Area	Relative to ISTD	R.T.
14.22	55.56 ug/l	11089410	CI20 Chlorobenzene-d5	15.90

Hit# of 20	Tentative ID	Ref#	CAS#	Qual
1	1-Octadecene	71503	000112-88-9	47
2	Octane, 4-methyl-	5151	002216-34-4	49
3	Octane, 4-methyl-	65132	002216-34-4	38
4	Hexane, 2,3,4-trimethyl-	65123	000921-47-1	38
5	Cyclopentane, 1-ethyl-2-methyl-, ci	2670	000930-89-2	47

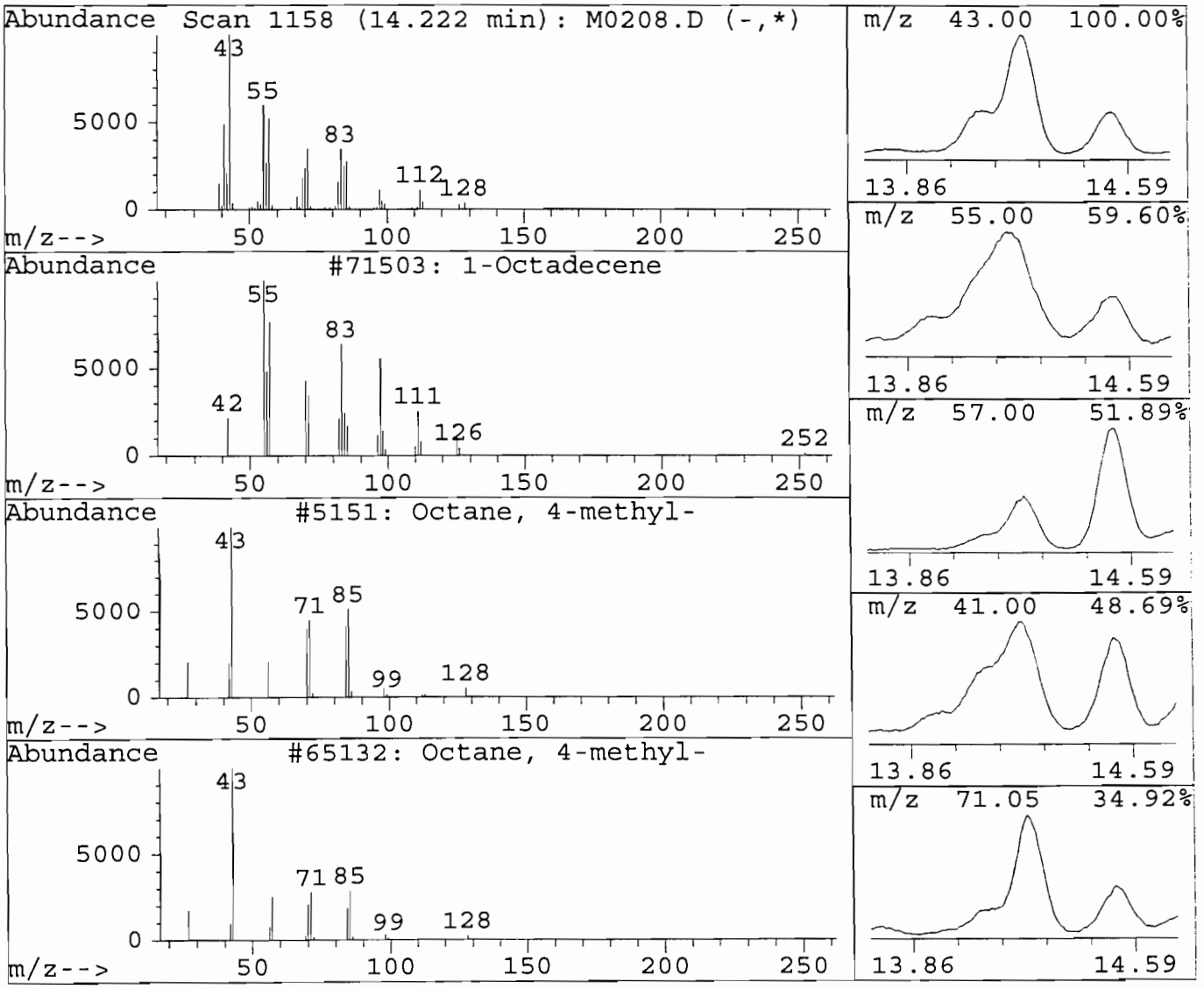

0000141

Library Search Compound Report

Data File : c:\HPCHEM\1\DATA\M0208.D
Acq Time : 26 Feb 93 9:08 pm
Sample : 1589703/B-93-2G,REC'D 2/24/93
Misc : 5G/5MLS,INSTHPM,REMEDIATION TEC

Operator: PKS/ VITO
Inst : NYTEST HP
Multiplr: 1.00

Method : c:\HPCHEM\1\METHODS\CLPSOIL.M
Title : VOA Standards for 5 point calibration
Library : C:\DATABASE\NBS75K.L

R.T.	Conc	Area	Relative to ISTD	R.T.
15.41	31.46 ug/l	6279269	CI20 Chlorobenzene-d5	15.90

Hit# of 20	Tentative ID	Ref#	CAS#	Qual
1	Nonane	5163	000111-84-2	70
2	Nonane	65145	000111-84-2	81
3	Nonane	65144	000111-84-2	43
4	Nonane	65142	000111-84-2	64
5	Nonane	65143	000111-84-2	62

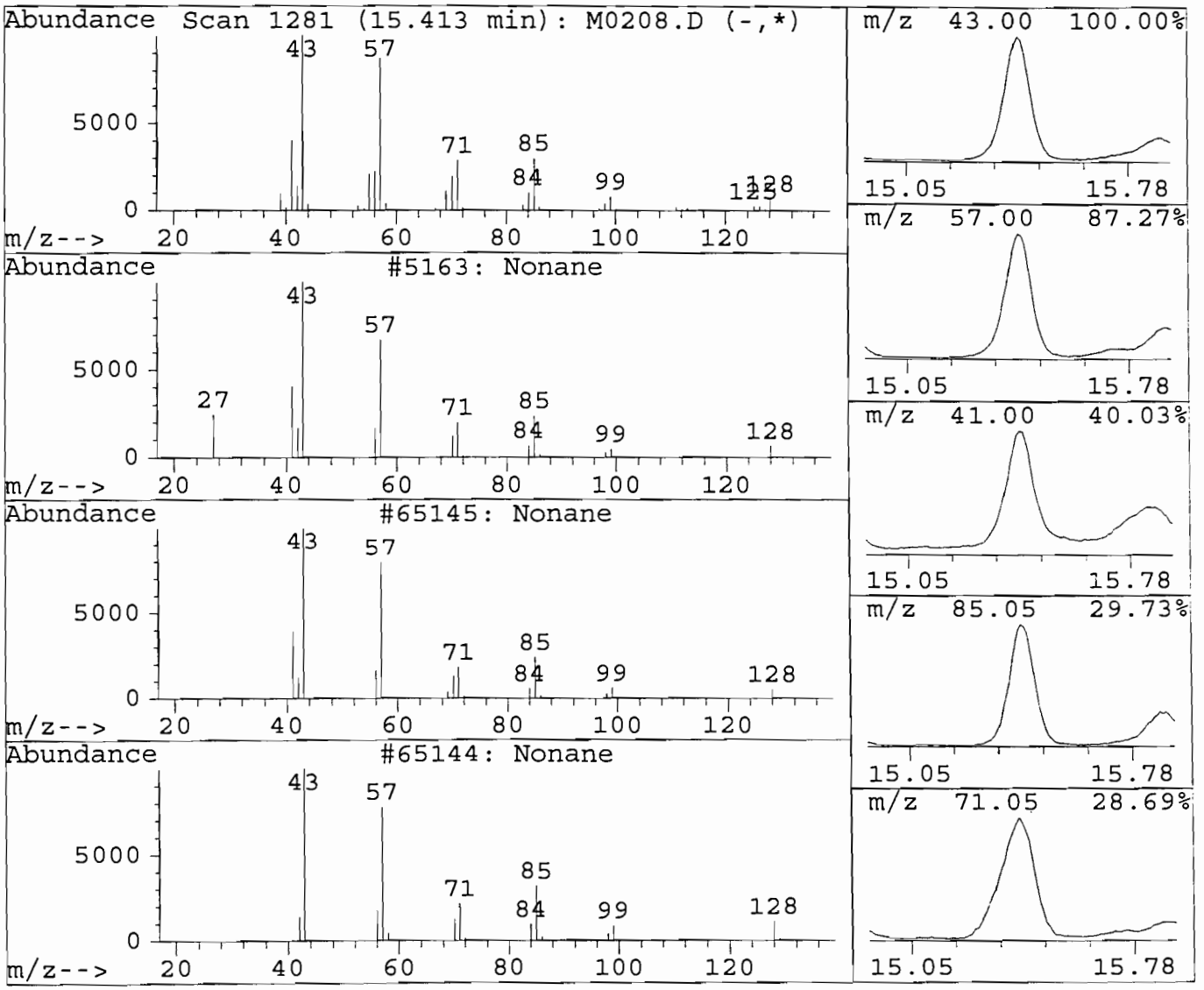

0000142

Library Search Compound Report

Data File : c:\HPCHEM\1\DATA\M0208.D
Acq Time : 26 Feb 93 9:08 pm
Sample : 1589703/B-93-2G,REC'D 2/24/93
Misc : 5G/5MLS,INSTHPM,REMEDIATION TEC

Operator: PKS/ VITO
Inst : NYTEST HP
Multiplr: 1.00

Method : c:\HPCHEM\1\METHODS\CLPSOIL.M
Title : VOA Standards for 5 point calibration
Library : C:\DATABASE\NBS75K.L

R.T.	Conc	Area	Relative to ISTD	R.T.
18.51	31.68 ug/l	6322680	CI20 Chlorobenzene-d5	15.90

Hit# of 20	Tentative ID	Ref#	CAS#	Qual
1	Decane	8077	000124-18-5	68
2	Decane	66204	000124-18-5	94
3	Decane	66208	000124-18-5	64
4	Decane	66205	000124-18-5	91
5	Decane	66206	000124-18-5	52

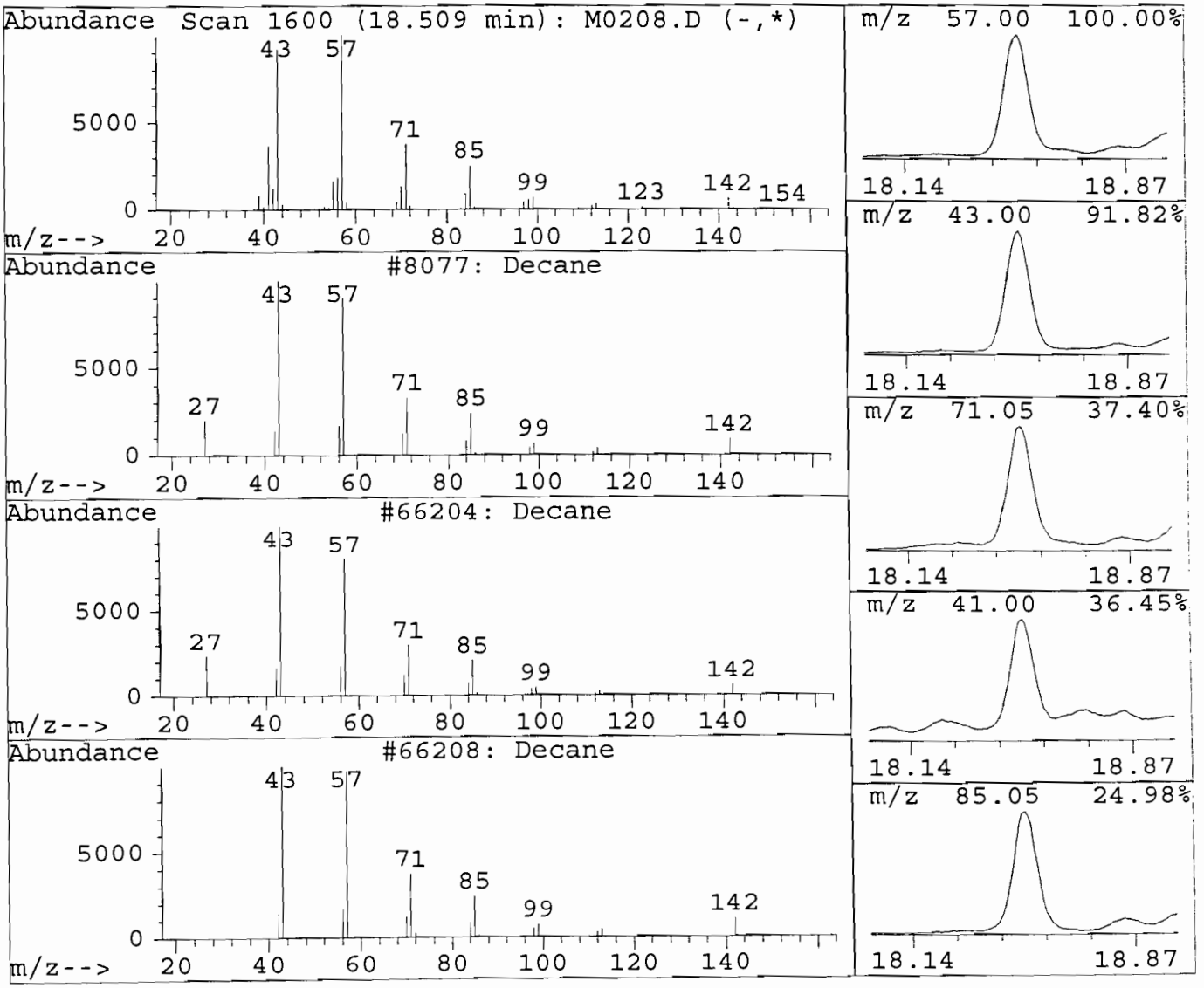

0000143

Library Search Compound Report

Data File : c:\HPCHEM\1\DATA\M0208.D
Acq Time : 26 Feb 93 9:08 pm
Sample : 1589703/B-93-2G,REC'D 2/24/93
Misc : 5G/5MLS,INSTHPM,REMEDIATION TEC

Operator: PKS/ VITO
Inst : NYTEST HP
Multiplr: 1.00

Method : c:\HPCHEM\1\METHODS\CLPSOIL.M
Title : VOA Standards for 5 point calibration
Library : C:\DATABASE\NBS75K.L

R.T.	Conc	Area	Relative to ISTD	R.T.
19.20	32.54 ug/l	6494679	CI20 Chlorobenzene-d5	15.90

Hit# of 20	Tentative ID	Ref#	CAS#	Qual
1	Benzene, 1-ethyl-2-methyl-	64559	000611-14-3	95
2	Benzene, 1-ethyl-3-methyl-	64562	000620-14-4	95
3	Benzene, 1-ethyl-2-methyl-	3765	000611-14-3	95
4	Benzene, 1-ethyl-2-methyl-	64557	000611-14-3	95
5	Benzene, 1-ethyl-3-methyl-	3769	000620-14-4	95

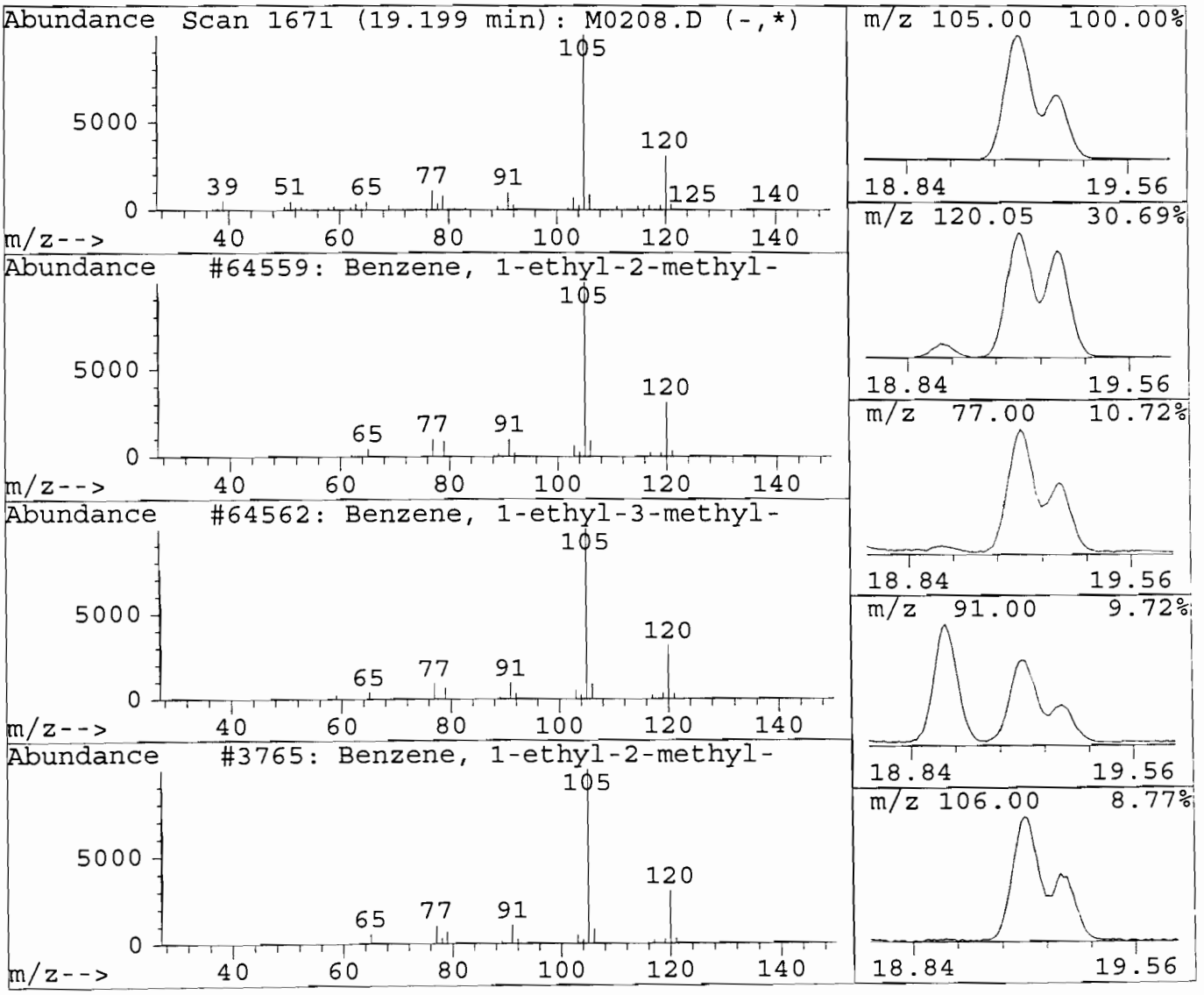

0000144

Library Search Compound Report

Data File : c:\HPCHEM\1\DATA\M0208.D
Acq Time : 26 Feb 93 9:08 pm
Sample : 1589703/B-93-2G,REC'D 2/24/93
Misc : 5G/5MLS,INSTHPM,REMEDIATION TEC

Operator: PKS/ VITO
Inst : NYTEST HP
Multiplr: 1.00

Method : c:\HPCHEM\1\METHODS\CLPSOIL.M
Title : VOA Standards for 5 point calibration
Library : C:\DATABASE\NBS75K.L

R.T.	Conc	Area	Relative to ISTD	R.T.
21.42	48.46 ug/l	9671215	CI20 Chlorobenzene-d5	15.90

Hit# of 20	Tentative ID	Ref#	CAS#	Qual
1	Undecane	67317	001120-21-4	64
2	Undecane	11611	001120-21-4	64
3	Dodecane	68249	000112-40-3	49
4	Tridecane	69020	000629-50-5	49
5	Tridecane	69019	000629-50-5	49

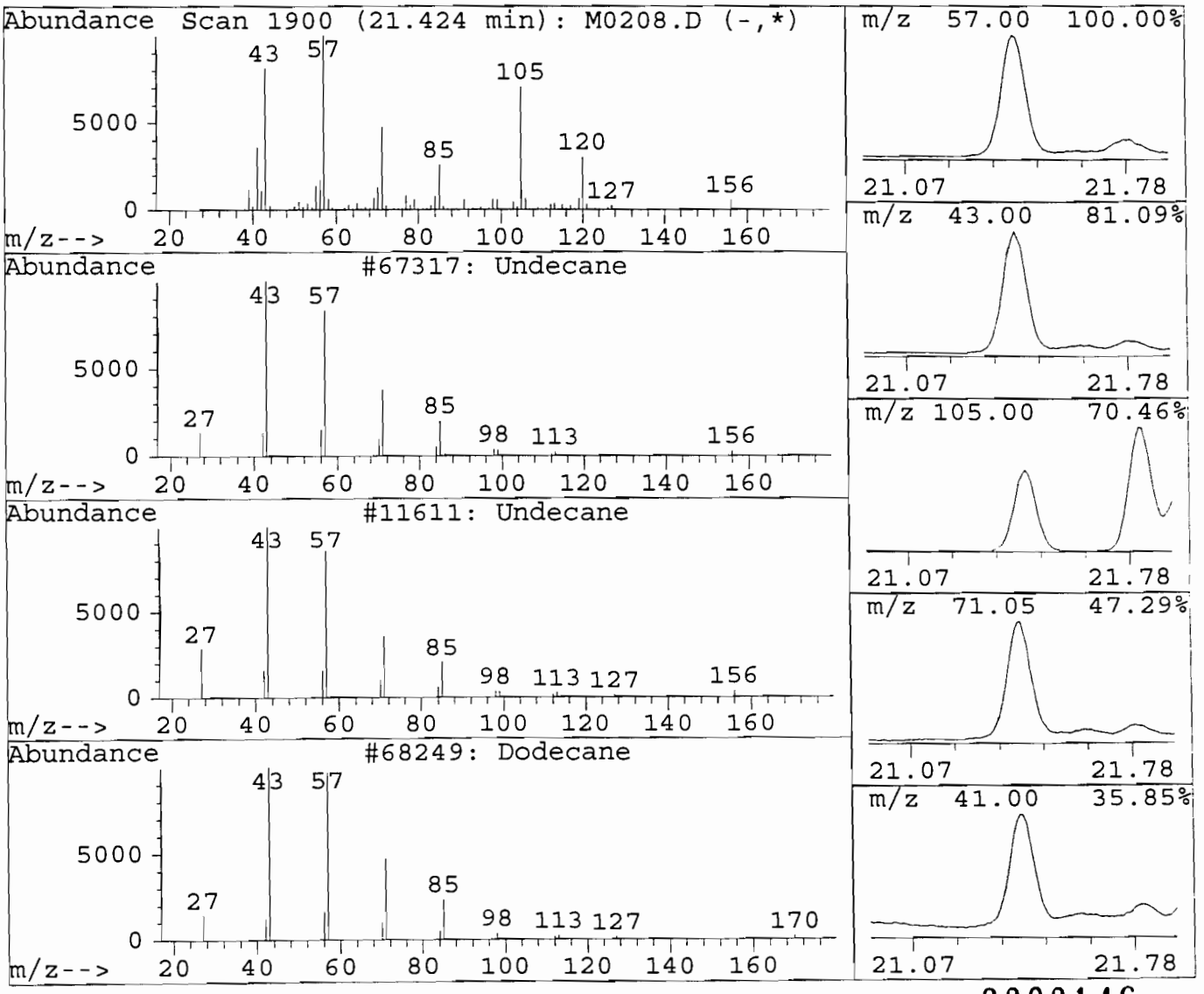

0000146

Library Search Compound Report

Data File : c:\HPCHEM\1\DATA\M0208.D
Acq Time : 26 Feb 93 9:08 pm
Sample : 1589703/B-93-2G,REC'D 2/24/93
Misc : 5G/5MLS,INSTHPM,REMEDIATION TEC

Operator: PKS/ VITO
Inst : NYTEST HP
Multiplr: 1.00

Method : c:\HPCHEM\1\METHODS\CLPSOIL.M
Title : VOA Standards for 5 point calibration
Library : C:\DATABASE\NBS75K.L

R.T.	Conc	Area	Relative to ISTD	R.T.
21.81	29.10 ug/l	5806896	CI20 Chlorobenzene-d5	15.90

Hit# of 20	Tentative ID	Ref#	CAS#	Qual
1	Benzene, 1-methyl-3-propyl-	6195	001074-43-7	93
2	Benzene, 1-methyl-3-propyl-	65527	001074-43-7	93
3	Benzene, 1-methyl-3-propyl-	65528	001074-43-7	50
4	Benzene, (1-methylpropyl)-	65544	000135-98-8	32
5	Benzene, 1-methyl-2-propyl-	65584	001074-17-5	90

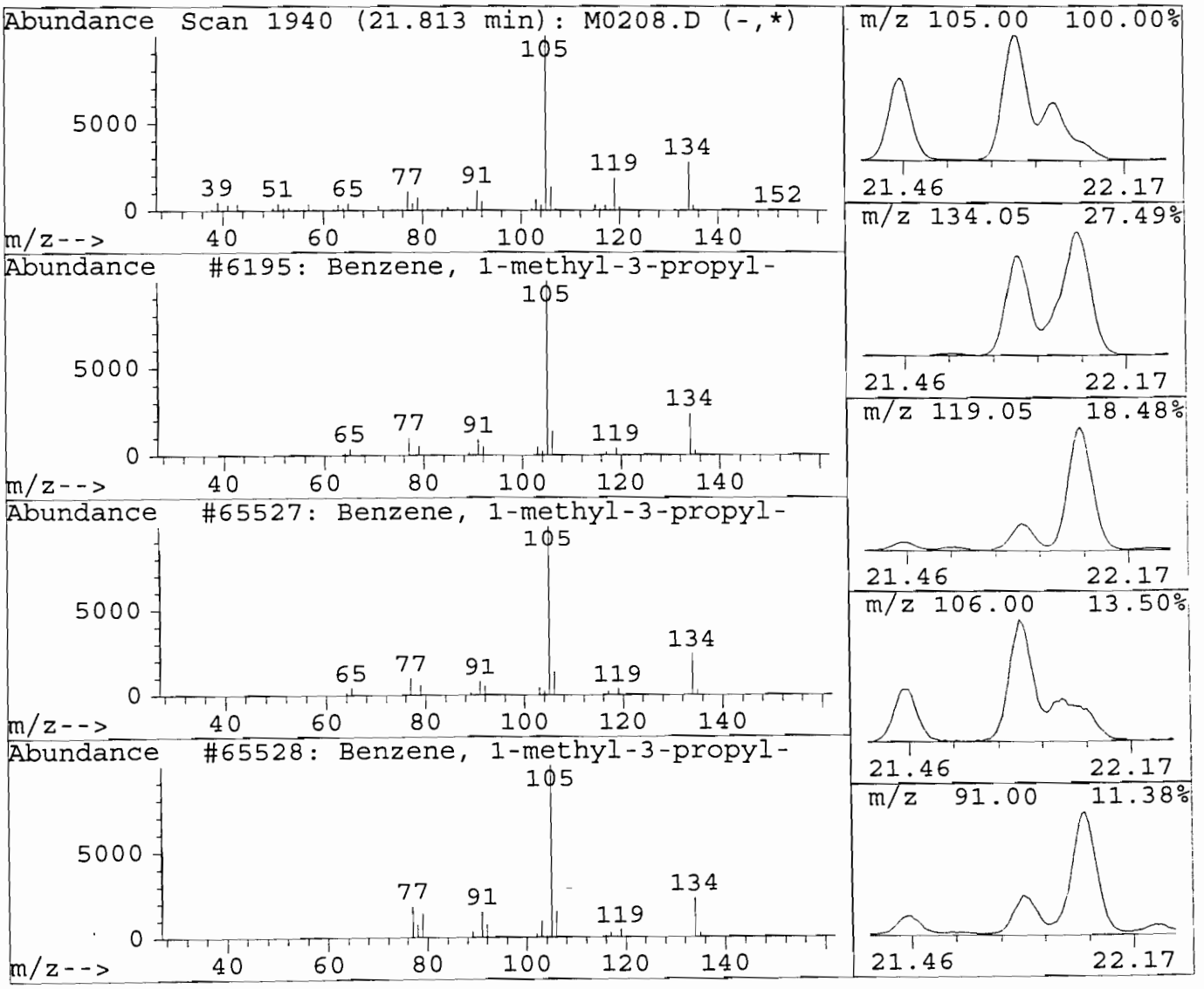

0000147

Library Search Compound Report

Data File : c:\HPCHEM\1\DATA\M0208.D
Acq Time : 26 Feb 93 9:08 pm
Sample : 1589703/B-93-2G,REC'D 2/24/93
Misc : 5G/5MLS,INSTHPM,REMEDIATION TEC

Operator: PKS/ VITO
Inst : NYTEST HP
Multiplr: 1.00

Method : c:\HPCHEM\1\METHODS\CLPSOIL.M
Title : VOA Standards for 5 point calibration
Library : C:\DATABASE\NBS75K.L

R.T.	Conc	Area	Relative to ISTD	R.T.
22.01	46.26 ug/l	9233165	CI20 Chlorobenzene-d5	15.90

Hit# of 20	Tentative ID	Ref#	CAS#	Qual
1	Benzene, 1-methyl-4-(1-methylethyl)	65538	000099-87-6	81
2	Benzene, 1-methyl-4-(1-methylethyl)	65535	000099-87-6	90
3	Benzene, methyl(1-methylethyl)-	6208	025155-15-1	83
4	Benzene, 1-methyl-4-(1-methylethyl)	65536	000099-87-6	80
5	Benzene, 1-methyl-3-(1-methylethyl)	6225	000535-77-3	86

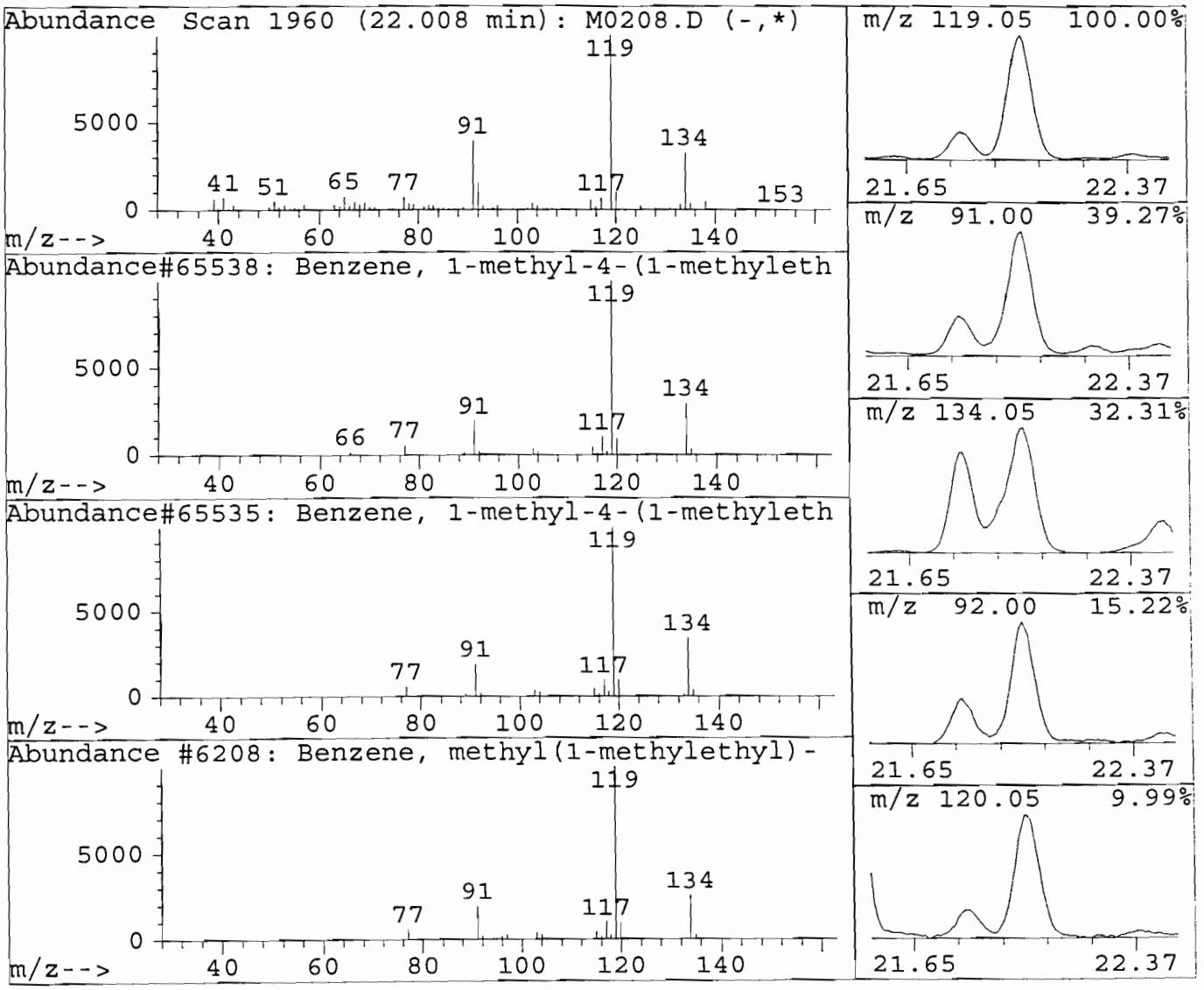

0000148

Library Search Compound Report

Data File : c:\HPCHEM\1\DATA\M0208.D
Acq Time : 26 Feb 93 9:08 pm
Sample : 1589703/B-93-2G,REC'D 2/24/93
Misc : 5G/5MLS,INSTHPM,REMEDIATION TEC

Operator: PKS/ VITO
Inst : NYTEST HP
Multiplr: 1.00

Method : c:\HPCHEM\1\METHODS\CLPSOIL.M
Title : VOA Standards for 5 point calibration
Library : C:\DATABASE\NBS75K.L

R.T.	Conc	Area	Relative to ISTD	R.T.
23.00	26.62 ug/l	5313172	CI20 Chlorobenzene-d5	15.90

Hit# of 20	Tentative ID	Ref#	CAS#	Qual
1	Benzene, 4-ethyl-1,2-dimethyl-	6218	000934-80-5	95
2	Benzene, 1-methyl-3-(1-methylethyl)	65579	000535-77-3	94
3	Benzene, 1-methyl-3-(1-methylethyl)	6225	000535-77-3	91
4	Benzene, 1-ethyl-2,4-dimethyl-	65572	000874-41-9	94
5	Benzene, 1-methyl-4-(1-methylethyl)	65536	000099-87-6	91

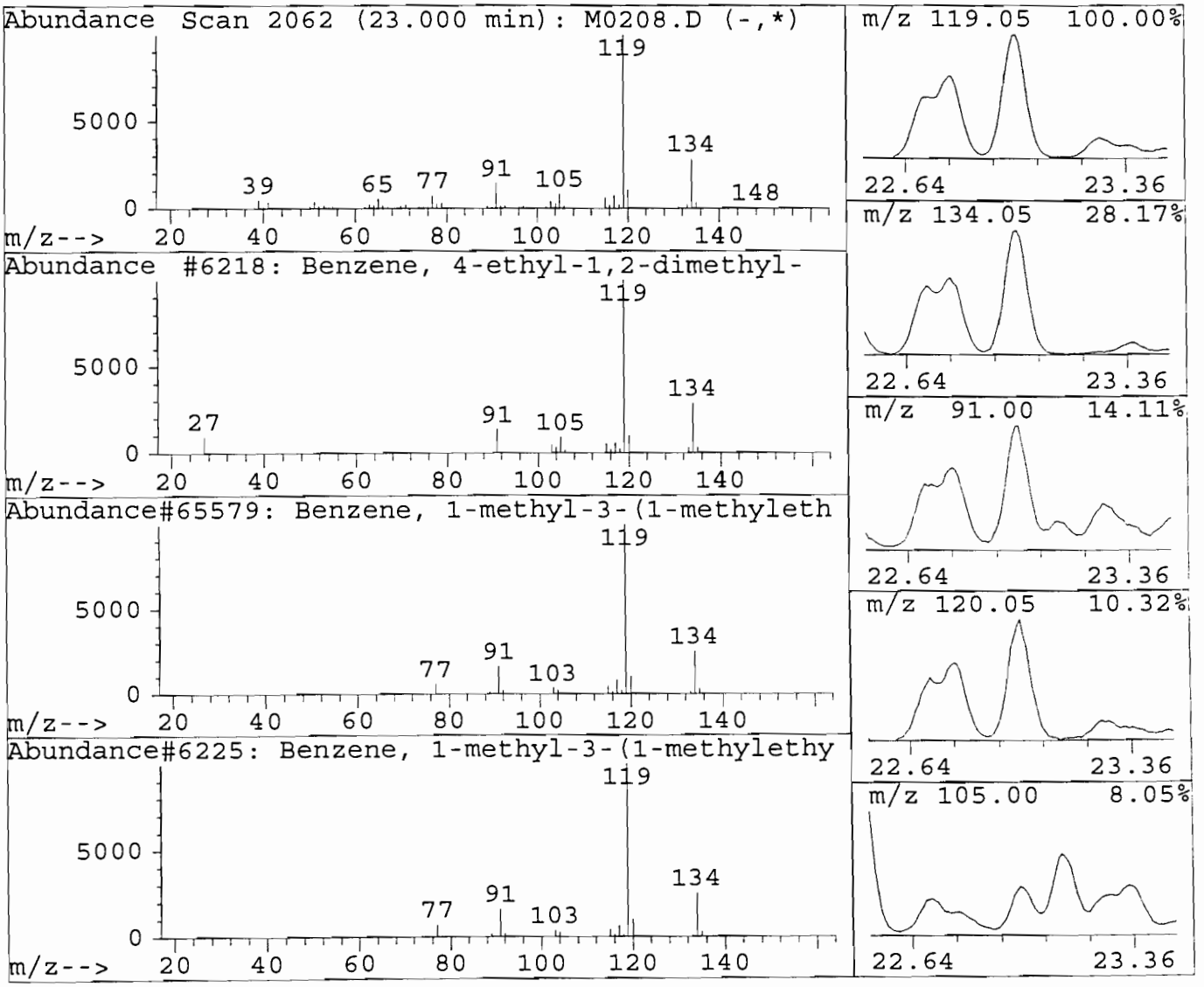

0000149

Library Search Compound Report

Data File : c:\HPCHEM\1\DATA\M0208.D
Acq Time : 26 Feb 93 9:08 pm
Sample : 1589703/B-93-2G,REC'D 2/24/93
Misc : 5G/5MLS,INSTHPM,REMEDIATION TEC

Operator: PKS/ VITO
Inst : NYTEST HP
Multiplr: 1.00

Method : c:\HPCHEM\1\METHODS\CLPSOIL.M
Title : VOA Standards for 5 point calibration
Library : C:\DATABASE\NBS75K.L

R.T.	Conc	Area	Relative to ISTD	R.T.
23.35	23.89 ug/l	4767033	CI20 Chlorobenzene-d5	15.90

Hit# of 20	Tentative ID	Ref#	CAS#	Qual
1	Cyclohexane, (1,3-dimethylbutyl)-	14770	061142-19-6	46
2	Cyclohexane, pentyl-	67185	004292-92-6	38
3	Cyclohexane, (1-methylpropyl)-	66061	007058-01-7	43
4	n-Amylcyclohexane	11054	029949-27-7	38
5	Cyclohexane, pentyl-	11044	004292-92-6	38

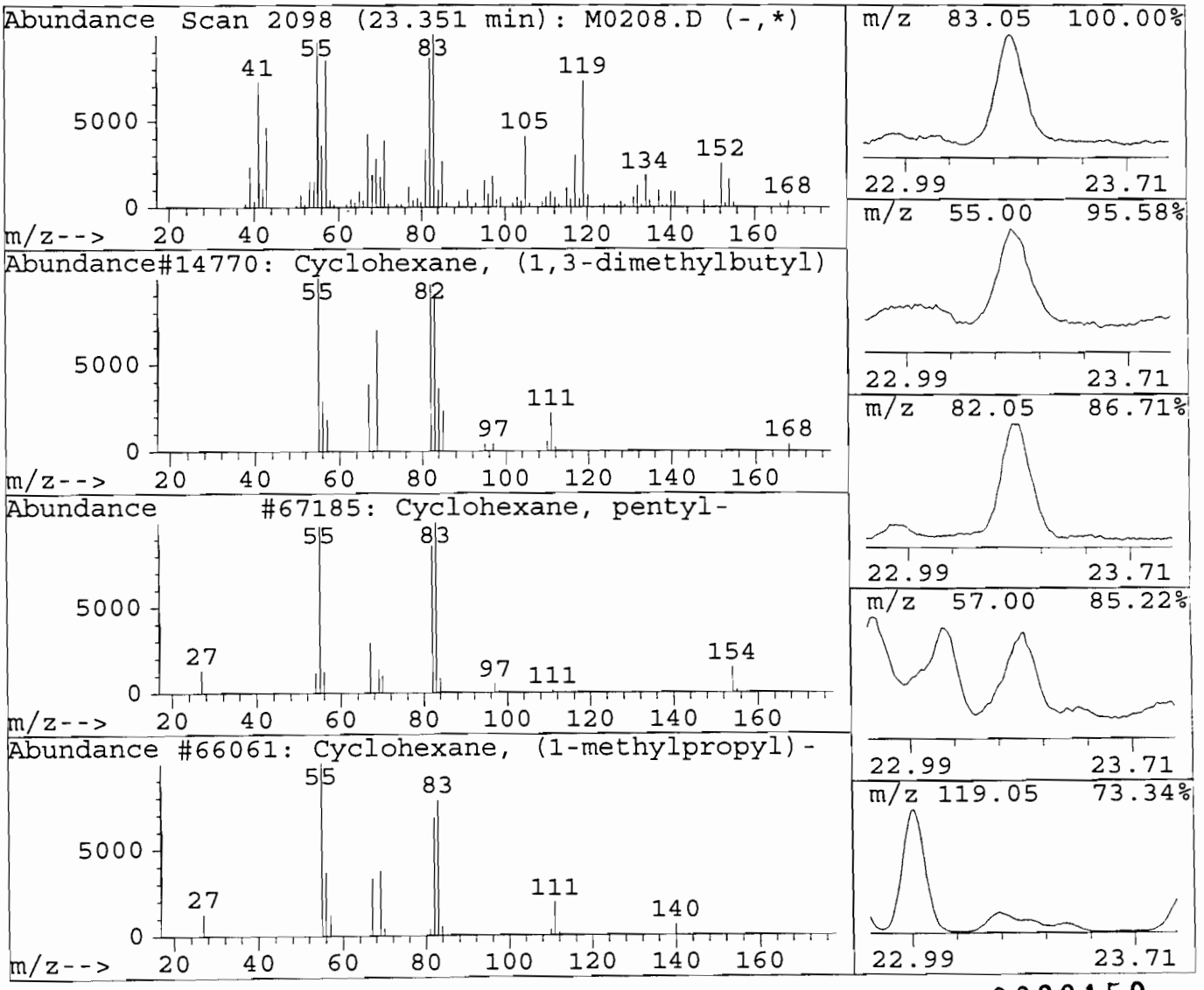

0000150

Library Search Compound Report

Data File : c:\HPCHEM\1\DATA\M0208.D
Acq Time : 26 Feb 93 9:08 pm
Sample : 1589703/B-93-2G,REC'D 2/24/93
Misc : 5G/5MLS,INSTHPM,REMEDIATION TEC

Operator: PKS/ VITO
Inst : NYTEST HP
Multiplr: 1.00

Method : c:\HPCHEM\1\METHODS\CLPSOIL.M
Title : VOA Standards for 5 point calibration
Library : C:\DATABASE\NBS75K.L

R.T.	Conc	Area	Relative to ISTD	R.T.
23.93	28.19 ug/l	5626599	CI20 Chlorobenzene-d5	15.90

Hit# of 20	Tentative ID	Ref#	CAS#	Qual
1	Benzene, 1,2,3,4-tetramethyl-	6202	000488-23-3	47
2	Benzene, 1,2,3,4-tetramethyl-	65541	000488-23-3	94
3	Benzene, 1,2,3,5-tetramethyl-	6220	000527-53-7	95
4	Benzene, 1,2,4,5-tetramethyl-	6222	000095-93-2	70
5	Benzene, 1,2,3,5-tetramethyl-	65571	000527-53-7	94

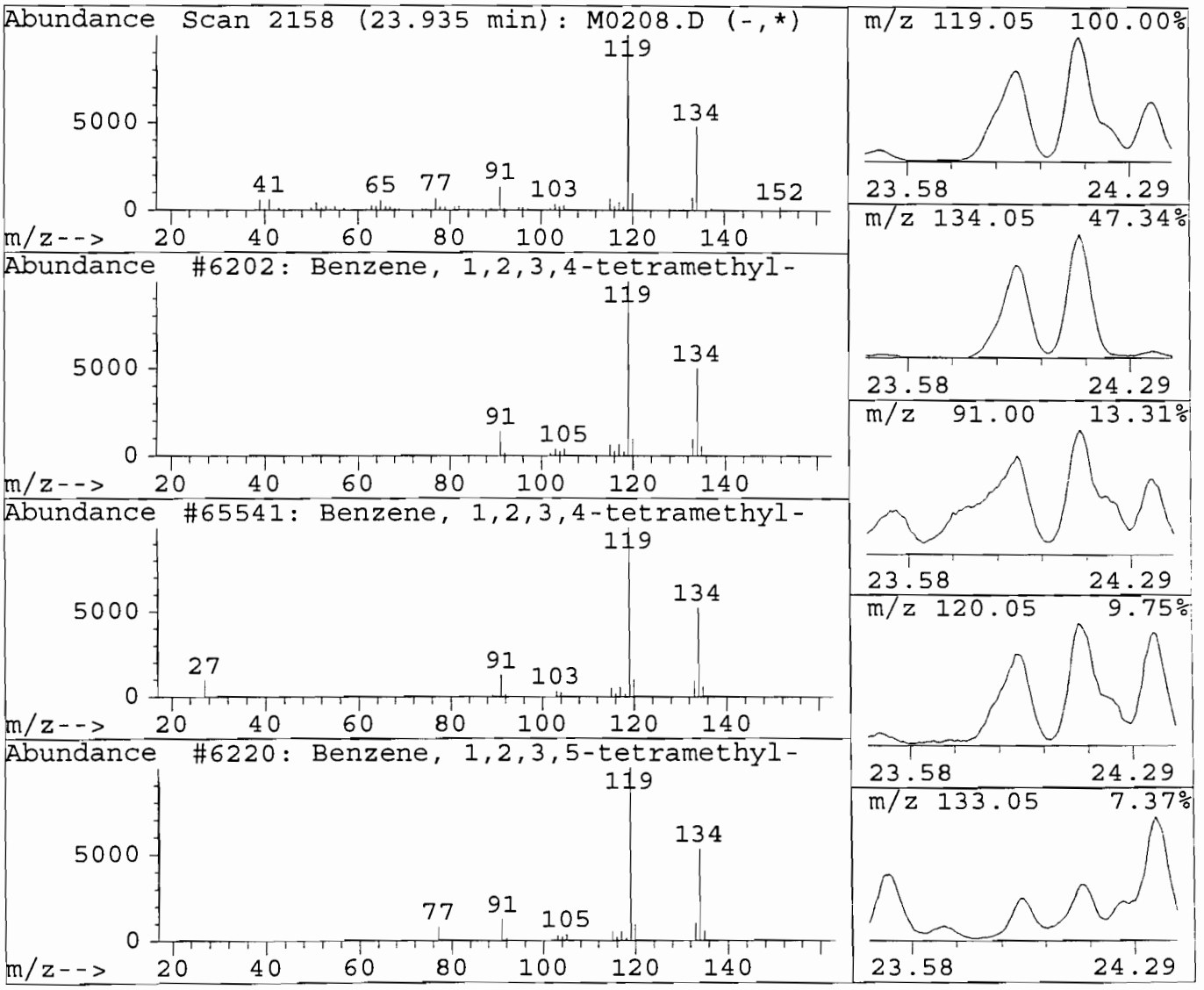

0000151

Library Search Compound Report

Data File : c:\HPCHEM\1\DATA\M0208.D
Acq Time : 26 Feb 93 9:08 pm
Sample : 1589703/B-93-2G,REC'D 2/24/93
Misc : 5G/5MLS,INSTHPM,REMEDIATION TEC

Operator: PKS/ VITO
Inst : NYTEST HP
Multiplr: 1.00

Method : c:\HPCHEM\1\METHODS\CLPSOIL.M
Title : VOA Standards for 5 point calibration
Library : C:\DATABASE\NBS75K.L

R.T.	Conc	Area	Relative to ISTD	R.T.
24.13	45.58 ug/l	9096560	CI20 Chlorobenzene-d5	15.90

Hit# of 20	Tentative ID	Ref#	CAS#	Qual
1	Benzene, 1,2,3,4-tetramethyl-	6202	000488-23-3	95
2	Benzene, 1,3-diethyl-	65563	000141-93-5	64
3	Benzene, 1,3-diethyl-	6215	000141-93-5	64
4	Benzene, 1,2,3,4-tetramethyl-	65541	000488-23-3	94
5	Benzene, 1,2,3,5-tetramethyl-	6220	000527-53-7	87

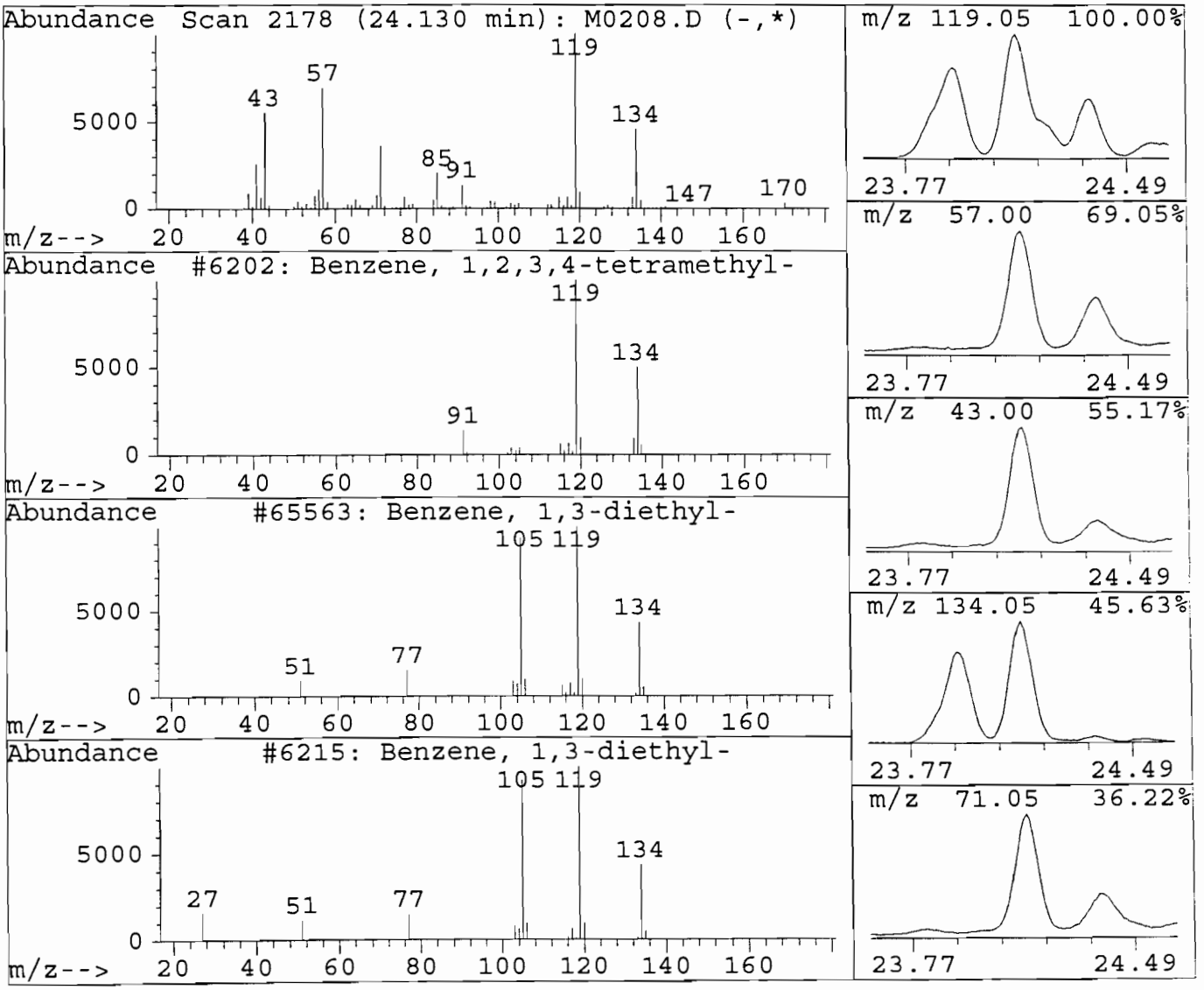

0000152

Area Percent Report

Data File : C:\HPCHEM\1\DATA\M0208.D
Acq Time : 26 Feb 93 9:08 pm
Sample : 1589703/B-93-2G,REC'D 2/24/93
Misc : 5G/5MLS,INSTHPM,REMEDIATION TEC

Operator: PKS/ VITO
Inst : NYTEST HP
Multiplr: 1.00

Method : C:\HPCHEM\1\METHODS\CLPSOIL.M
Title : VOA Standards for 5 point calibration

Signal : TIC
Smoothing : ON
Sampling : 1
Start Thrs: 0.02
Stop Thrs : 0

Filtering: 5
Min Area: 70000 Area counts
Max Peaks: 50
Peak Location: TOP

If leading or trailing edge < 100 prefer < Baseline drop else tangent >
Peak separation: 5

peak #	R.T. min	first scan	max scan	last scan	PK TY	peak height	raw area	corr. area	corr. % max.	% of total
1	8.035	489	519	533	rBV	263920	5039867	2151340	2.34%	0.595%
2	8.422 IS	533	559	574	rVV	872230	10408519	7066573	7.70%	1.955%
3	9.032	606	622	638	rBV	306768	4424768	2094113	2.28%	0.579%
4	9.274	638	647	673	rVB	386754	4872208	2144524	2.34%	0.593%
5	9.854 IS	694	707	746	rBV	1087091	11101083	7466825	8.13%	2.066%
6	11.035	814	829	849	rVV	541035	8733980	5173579	5.64%	1.432%
7	11.461	849	873	910	rVB	663296	13560525	8420598	9.17%	2.330%
8	12.177	926	947	963	rBV	910581	10012876	7354793	8.01%	2.035%
9	12.690	988	1000	1009	rVV	1284730	10042926	7822405	8.52%	2.165%
10	12.855	1009	1017	1041	rVV	945586	12760779	7067159	7.70%	1.956%
11	13.292	1053	1062	1074	rVV	194737	4234476	1770559	1.93%	0.490%
12	14.222	1116	1158	1173	rVV	821427	16397444	11089410	12.08%	3.069%
13	14.522	1175	1189	1203	rVV	626365	7285776	4584385	4.99%	1.269%
14	14.813	1203	1219	1239	rVB	215019	5972834	2333608	2.54%	0.646%
15	15.413	1261	1281	1303	rBV	873452	9861842	6279269	6.84%	1.738%
16	15.898 IS	1305	1331	1339	rVV	1468624	13341709	9978978	10.87%	2.761%
17	16.053	1339	1347	1354	rVV	2300327	15586130	12553178	13.68%	3.474%
18	16.228	1354	1365	1378	rVV	16094503	100750351	91793953	100.00%	25.402%
19	16.413	1378	1384	1393	rVV	294491	4192487	1947339	2.12%	0.539%
20	16.568	1394	1400	1414	rVV	183565	4275441	1545135	1.68%	0.428%
21	16.821	1414	1426	1439	rVV	219069	4663993	1673226	1.82%	0.463%
22	17.219	1442	1467	1497	rVV	4551106	36686912	30817179	33.57%	8.528%
23	17.636	1499	1510	1542	rVB	306094	7197703	2464595	2.68%	0.682%
24	18.509	1586	1600	1608	rVV	1160179	8877617	6322680	6.89%	1.750%
25	18.665	1608	1616	1628	rVV	1734263	13264468	9512648	10.36%	2.632%
26	19.199	1662	1671	1679	rVV	1034793	9807788	6494679	7.08%	1.797%
27	19.326	1679	1684	1696	rVB	680226	7746732	3343076	3.64%	0.925%
28	19.957	1737	1749	1761	rBV	452657	5478508	2909271	3.17%	0.805%
29	20.277	1761	1782	1801	rVV	1793890	18182965	12598293	13.72%	3.486%
30	20.588	1802	1814	1836	rVB	205462	7355192	2272116	2.48%	0.629%
31	21.424	1880	1900	1912	rBV	1617113	13190173	9671215	10.54%	2.676%
32	21.609	1912	1919	1930	rVV	170050	4236455	1557536	1.70%	0.431%
33	21.813	1930	1940	1948	rVV	979407	8555520	5806896	6.33%	1.607%
34	22.008	1948	1960	1973	rVV	1182331	14477189	9233165	10.06%	2.555%
35	22.232	1973	1983	1992	rVV	225374	4614948	1681864	1.83%	0.465%

0000153

36	22.465	1993	2007	2019	rVB	283729	5186176	1925615	2.10%	0.533%
37	22.718	2020	2033	2035	rBV	425756	3641565	2016126	2.20%	0.558%
38	22.786	2035	2040	2051	rVV	520778	6698262	2994666	3.26%	0.829%
39	23.000	2051	2062	2070	rVV	897844	8226653	5313172	5.79%	1.470%
40	23.351	2082	2098	2108	rVV	515329	8280169	4767033	5.19%	1.319%
41	23.935	2127	2158	2169	rVV	561719	10806627	5626599	6.13%	1.557%
42	24.130	2169	2178	2194	rVV	1517520	13348148	9096560	9.91%	2.517%
43	24.373	2194	2203	2212	rVV	676913	7029428	4087502	4.45%	1.131%
44	24.626	2222	2229	2239	rVV	342556	5062179	2089376	2.28%	0.578%
45	25.113	2269	2279	2287	rVV	433371	5364466	2721607	2.96%	0.753%
46	25.299	2287	2298	2306	rVV	454259	6362197	3090125	3.37%	0.855%
47	25.581	2319	2327	2341	rVB	382863	5673821	2272357	2.48%	0.629%
48	26.224	2371	2393	2401	rVV	446363	7414010	3786036	4.12%	1.048%
49	26.350	2401	2406	2425	rVV	309978	7303283	2738194	2.98%	0.758%
50	26.721	2426	2444	2448	rVV	234077	4440968	1849955	2.02%	0.512%

Sum of corrected areas: 361371085

M0208.D CLPSOIL.M Tue Mar 09 15:59:10 1993 HPM

1A

VOLATILE ORGANICS ANALYSIS DATA SHEET

EPA SAMPLE NO.

B-93-3D

Lab Name: NYTEST ENV INC Contract: 9319853

Lab Code: NYTEST Case No.: 15922 SAS No.: _____ SDG No.: _____

Matrix: (soil/water) SOIL Lab Sample ID: 1592202

Sample wt/vol: 5.00 (g/mL) G Lab File ID: G1224

Level: (low/med) LOW Date Received: 02/26/93

% Moisture: not dec. 22 Date Analyzed: 03/04/93

Column: (pack/cap) CAP Dilution Factor: 1.0

CAS NO.	COMPOUND	CONCENTRATION UNITS: (ug/L or ug/Kg) UG/KG	Q
74-87-3	Chloromethane	13	U
74-83-9	Bromomethane	13	U
75-01-4	Vinyl Chloride	13	U
75-00-3	Chloroethane	13	U
75-09-2	Methylene Chloride	14	~~B~~ U
67-64-1	Acetone	17	~~B~~ U
75-15-0	Carbon Disulfide	6	U
75-35-4	1,1-Dichloroethene	6	U
75-34-3	1,1-Dichloroethane	6	U
540-59-0	1,2-Dichloroethene (total)	6	U
67-66-3	Chloroform	6	U
107-06-2	1,2-Dichloroethane	6	U
78-93-3	2-Butanone	13	U
71-55-6	1,1,1-Trichloroethane	6	U
56-23-5	Carbon Tetrachloride	6	U
108-05-4	Vinyl Acetate	13	U
75-27-4	Bromodichloromethane	6	U
78-87-5	1,2-Dichloropropane	6	U
10061-01-5	cis-1,3-Dichloropropene	6	U
79-01-6	Trichloroethene	6	U
124-48-1	Dibromochloromethane	6	U
79-00-5	1,1,2-Trichloroethane	6	U
71-43-2	Benzene	6	J
10061-02-6	trans-1,3-Dichloropropene	6	U
75-25-2	Bromoform	6	U
108-10-1	4-Methyl-2-Pentanone	13	U
591-78-6	2-Hexanone	13	U
127-18-4	Tetrachloroethene	6	U
79-34-5	1,1,2,2-Tetrachloroethane	6	U
108-88-3	Toluene	3	J
108-90-7	Chlorobenzene	6	U
100-41-4	Ethylbenzene	6	U
100-42-5	Styrene	6	U
1330-20-7	Xylene (total)	6	U

1E

VOLATILE ORGANICS ANALYSIS DATA SHEET
TENTATIVELY IDENTIFIED COMPOUNDS

EPA SAMPLE NO.

B-93-3D

Lab Name: NYTEST ENV INC Contract: 9319853

Lab Code: NYTEST Case No.: 15922 SAS No.: _____ SDG No.: _____

Matrix: (soil/water) SOIL Lab Sample ID: 1592202

Sample wt/vol: 5.00 (g/mL) G Lab File ID: G1224

Level: (low/med) LOW Date Received: 02/26/93

% Moisture: not dec. 22 Date Analyzed: 03/04/93

Column (pack/cap) CAP Dilution Factor: 1.0

Number TICs found: 0

CONCENTRATION UNITS:
(ug/L or ug/Kg) UG/KG

CAS NUMBER	COMPOUND NAME	RT	EST. CONC.	Q

0000156

2B

SOIL VOLATILE SURROGATE RECOVERY

Lab Name: NYTEST ENV INC Contract: 9319853

Lab Code: NYTEST Case No.: 15897 SAS No.: _____ SDG No.: _____

Level:(low/med) LOW

	EPA SAMPLE NO.	S1 (TOL)#	S2 (BFB)#	S3 (DCE)#	OTHER	TOT OUT
01	B-93-2A	102	106	96	0	0
02	B-93-2G	102	101	95	0	0
03	VBLKM26	100	101	94	0	0

	QC LIMITS
S1 (TOL) = Toluene-d8	(81-117)
S2 (BFB) = Bromofluorobenzene	(74-121)
S3 (DCE) = 1,2-Dichloroethane-d4	(70-121)

Column to be used to flag recovery values

* Values outside of contract required QC limits

D Surrogates diluted out

0000157

DATA FROM FILE: G1224 SCANS 200 TO 1500 ACQUIRED: 03/04/93 13:06:00
CALI: G1224 #2
SAMPLE: REMEDIATION TECH.,B-93-3D/15922-02,REC'D 2/26/93
CONDS.: 5G/5MLS,INST.G

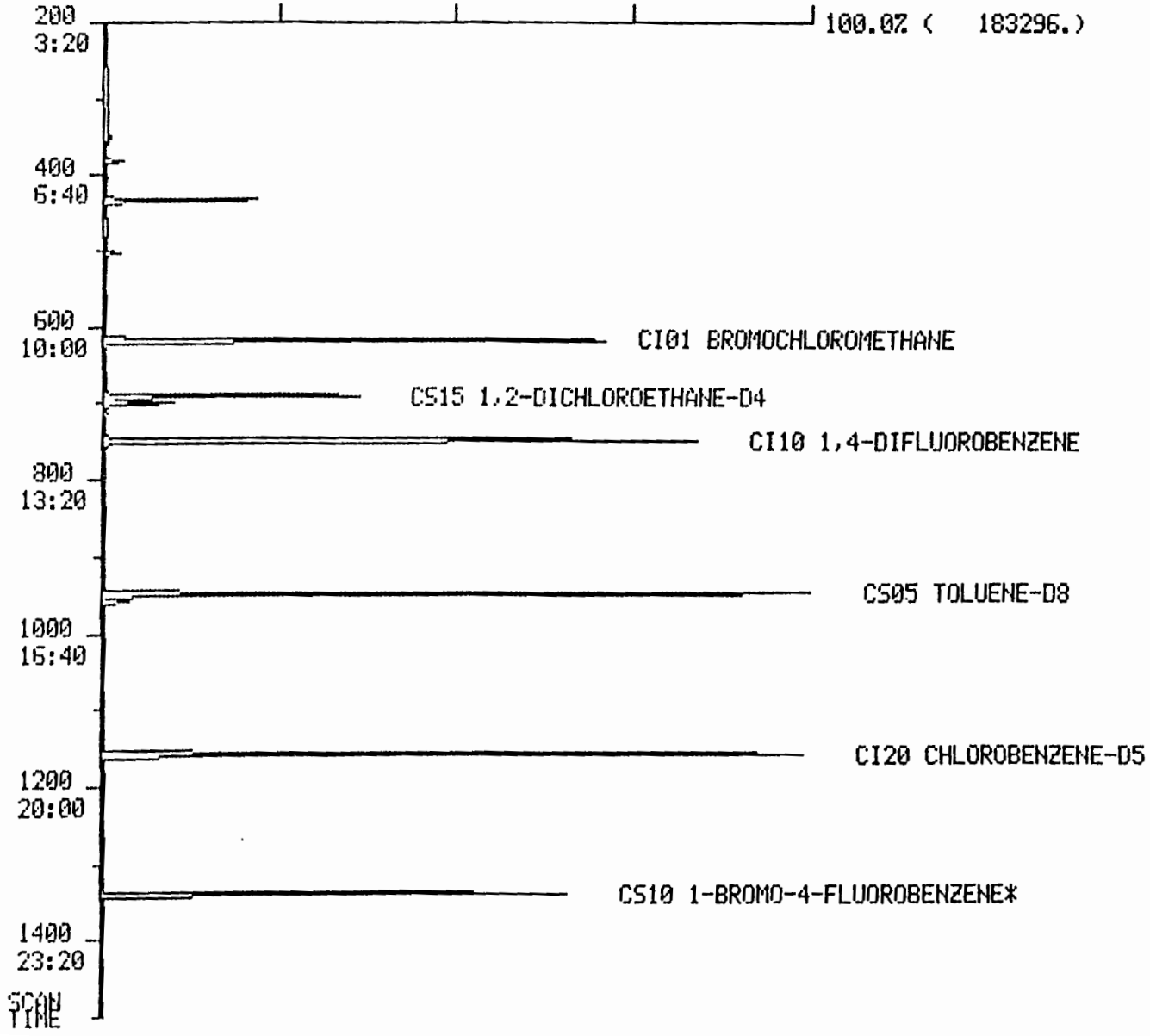

0000158

%ll-227

Quantitation Report File: G1224

Data: G1224.TI
C/04/93 13:06:00
Sample: REMEDIATION TECH.,B-93-3D/15922-02,REC'D 2/26/93
Cmnds.: 5G/5MLS,INST.G
Formula: 5G/5MLS,INST.G Instrument: 1050 Weight: 0.005
Submitted by: RT Analyst: NS Acct. No.: -

AMOUNT=AREA * REF AMNT/(REF AREA * RESP FACT)
Resp. fac. from Library Entry

No	Name
1	CI01 BROMOCHLOROMETHANE
2	CI10 1,4-DIFLUOROBENZENE
3	CI20 CHLOROBENZENE-D5
4	CS15 1,2-DICHLOROETHANE-D4
5	CS05 TOLUENE-D8
6	CS10 1-BROMO-4-FLUOROBENZENE*
7	C010 CHLOROMETHANE
8	C015 BROMOMETHANE *
9	C020 VINYL CHLORIDE *
10	C025 CHLOROETHANE
11	C030 METHYLENE CHLORIDE
12	C035 ACETONE
13	C040 CARBON DISULFIDE
14	C045 1,1-DICHLOROETHENE *
15	C050 1,1-DICHLOROETHANE *
16	C053 TRANS,1-2-DICHLOROETHENE
17	C060 CHLOROFORM *
18	C065 1,2-DICHLOROETHANE *
19	C110 2-BUTANONE
20	C055 CIS-1,2-DICHLOROETHENE
21	C115 1,1,1-TRICHLOROETHANE *
22	C120 CARBON TETRACHLORIDE *
23	C125 VINYL ACETATE
24	C130 BROMODICHLOROMETHANE *
25	C140 1,2-DICHLOROPROPANE
26	C143 CIS-1,3-DICHLOPROPENE *
27	C150 TRICHLOROETHENE *
28	C165 BENZENE *
29	C155 DIBROMOCHLOROMETHANE *
30	C160 1,1,2-TRICHLOROETHANE *
31	C172 TRANS-1,3-DICHLOROPROPENE *
32	C175 2-CHLOROETHYL VINYL ETHER
33	C180 BROMOFORM *
34	C205 4-METHYL-2-PENTANONE
35	C210 2-HEXANONE
36	C230 TOLUENE *
37	C225 1,1,2,2-TETRACHLOROETHANE *
38	C220 TETRACHLOROETHENE *
39	C235 CHLOROBENZENE *
40	C240 ETHYLBENZENE *
41	C245 STYRENE *
42	C250 M+P-XYLENE
43	C255 O-XYLENE *

No	m/z	Scan	Time	Ref	RRT	Meth	Area(Hght)	Amount		%Tot
1	128	615	10:15	1	1.000	A BB	59701.	50.000	NGS	15.13
2	114	747	12:27	2	1.000	A BB	270034.	50.000	NGS	15.13
3	117	1157	19:17	3	1.000	A BB	220335.	50.000	NGS	15.13
4	65	688	11:28	1	1.119	A BB	82729.	51.671	NGS	15.63
5	98	947	15:47	3	0.818	A BB	260850.	51.433	NGS	15.56
6	95	1339	22:19	3	1.157	A BB	107239.	47.211	NGS	14.28
7	NOT FOUND									
8	NOT FOUND									
9	NOT FOUND									
10	NOT FOUND									
11	84	431	7:11	1	0.701	A BB	26802.	10.719	NGS	3.24
12	43	379	6:19	1	0.616	A BB	12982.	13.015	NGS	3.94
13	NOT FOUND									
14	NOT FOUND									
15	NOT FOUND									
16	NOT FOUND									
17	NOT FOUND									
18	NOT FOUND									
19	NOT FOUND									
20	NOT FOUND									
21	NOT FOUND									
22	NOT FOUND									
23	NOT FOUND									
24	NOT FOUND									
25	NOT FOUND									
26	NOT FOUND									
27	NOT FOUND									
28	78	697	11:37	2	0.933	A BB	34421.	4.448	NGS	1.35
29	NOT FOUND									
30	NOT FOUND									
31	NOT FOUND									
32	NOT FOUND									
33	NOT FOUND									
34	NOT FOUND									
35	NOT FOUND									
36	91	956	15:56	3	0.826	A BB	14122.	2.088	NGS	0.63
37	NOT FOUND									
38	NOT FOUND									
39	NOT FOUND									
40	NOT FOUND									
41	NOT FOUND									
42	NOT FOUND									
43	NOT FOUND									

Andy 4/5/93

No	Ret(L)	Ratio	RRT(L)	Ratio	Amnt	Amnt(L)	R.Fac	R.Fac(L)	Ratio
1	10:10	1.01	1.000	1.00	50.00	50.00	1.000	1.000	1.00
2	12:20	1.01	1.000	1.00	50.00	50.00	1.000	1.000	1.00
3	19:09	1.01	1.000	1.00	50.00	50.00	1.000	1.000	1.00
4	11:22	1.01	1.118	1.00	51.67	50.00	1.386	1.341	1.03
5	15:40	1.01	0.818	1.00	51.43	50.00	1.184	1.151	1.03
6	22:10	1.01	1.158	1.00	47.21	50.00	0.487	0.515	0.94
7	3:54		0.384						
8	4:52		0.479						
9	4:09		0.408						
10	5:15		0.516						
11	7:08	1.01	0.702	1.00	10.72	50.00	0.449	2.094	0.21

No	Ret(L)	Ratio	RRT(L)	Ratio	Amnt	Amnt(L)	R.Fac	R.Fac(L)	Ratio
2	6:16	1.01	0.616	1.00	13.02	50.00	0.217	0.835	0.26
3	6:36		0.649						
14	6:12		0.610						
15	8:31		0.838						
16	7:42		0.757						
17	10:21		1.018						
18	11:32		1.134						
19	9:42		0.954						
20	9:42		0.954						
21	10:45		0.872						
22	11:07		0.901						
23	8:38		0.700						
24	14:00		1.135						
25	13:23		1.085						
26	16:18		1.322						
27	12:55		1.047						
28	11:31	1.01	0.934	1.00	4.45	50.00	0.127	1.433	0.09
29	17:41		1.434						
30	16:44		1.357						
31	15:01		1.218						
32	14:41		1.191						
33	21:17		1.726						
34	15:22		0.802						
35	17:21		0.906						
36	15:49	1.01	0.826	1.00	2.09	50.00	0.064	1.535	0.04
37	22:32		1.177						
38	17:08		0.895						
39	19:13		1.003						
40	19:30		1.018						
41	20:51		1.089						
42	19:49		1.035						
43	20:49		1.087						

TARGET COMPOUND COMPARISON

COMPOUND: C035 ACETONE

RAW DATA: G1224 #379 BASE M/Z: 43 RIC: 5088.
03/04/93 13:06
SAMPLE: REMEDIATION TECH.,B-93-3D/15922-02,REC'D 2/26/93
CONDS.: 5G/5MLS,INST.G

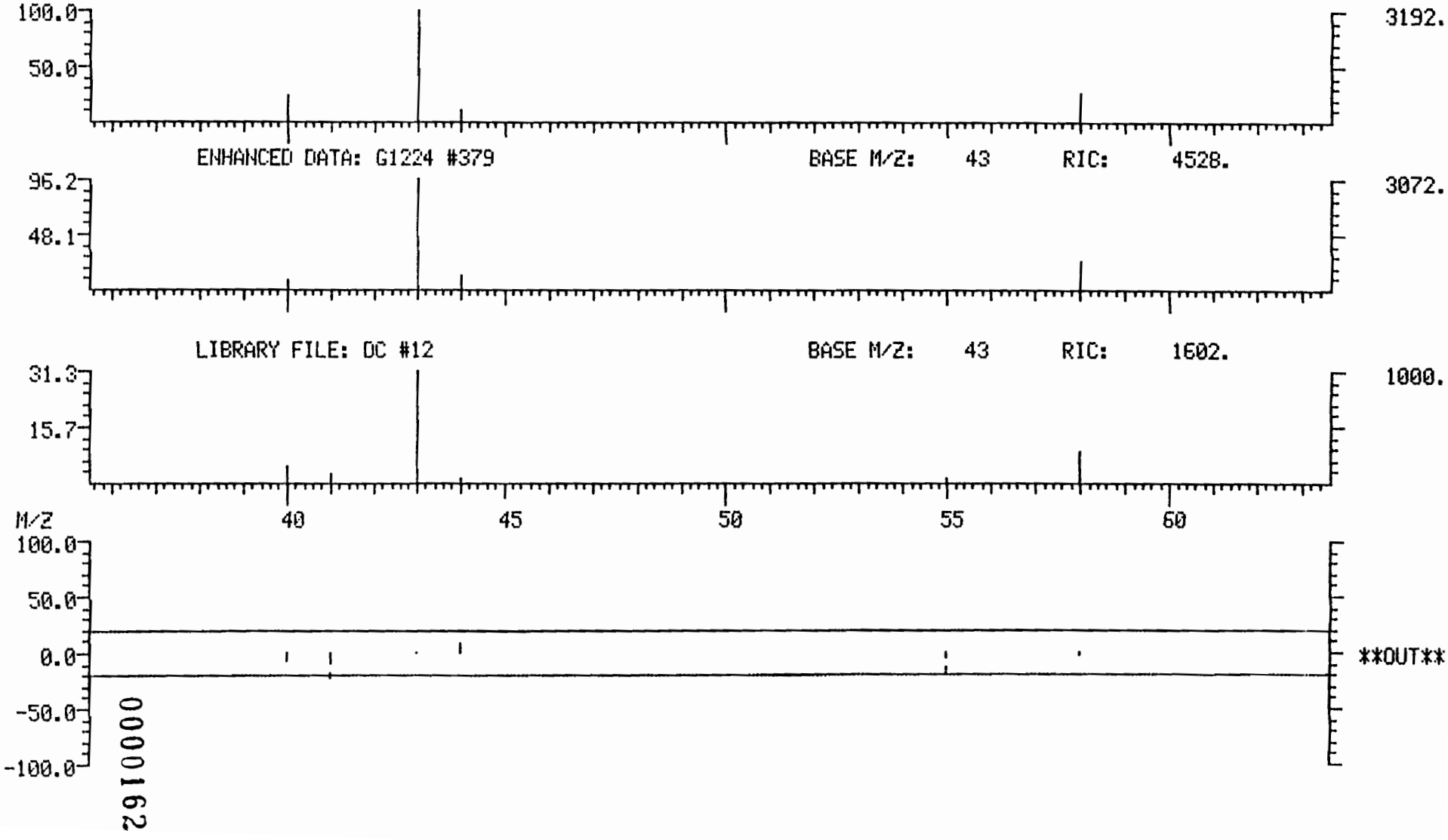

00001162

TARGET COMPOUND COMPARISON

COMPOUND: C030 METHYLENE CHLORIDE

RAW DATA: G1224 #431 BASE M/Z: 49 RIC: 40064.
03/04/93 13:06
SAMPLE: REMEDIATION TECH.,B-93-3D/15922-02,REC'D 2/26/93
CONDS.: 5G/5MLS,INST.G

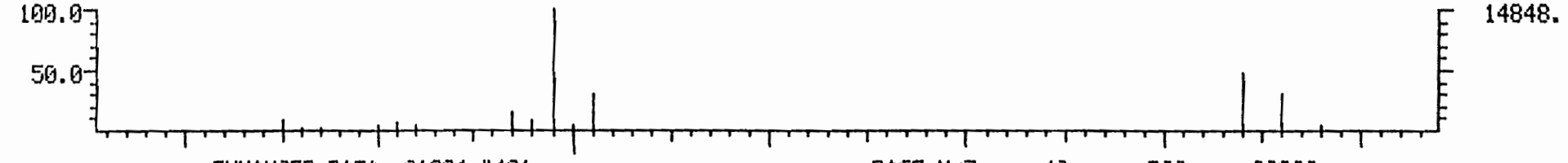

ENHANCED DATA: G1224 #431 BASE M/Z: 49 RIC: 38208.



LIBRARY FILE: DC #11 BASE M/Z: 49 RIC: 3064.

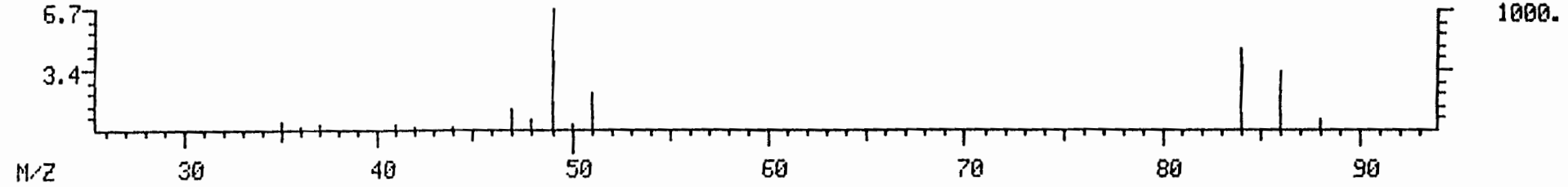

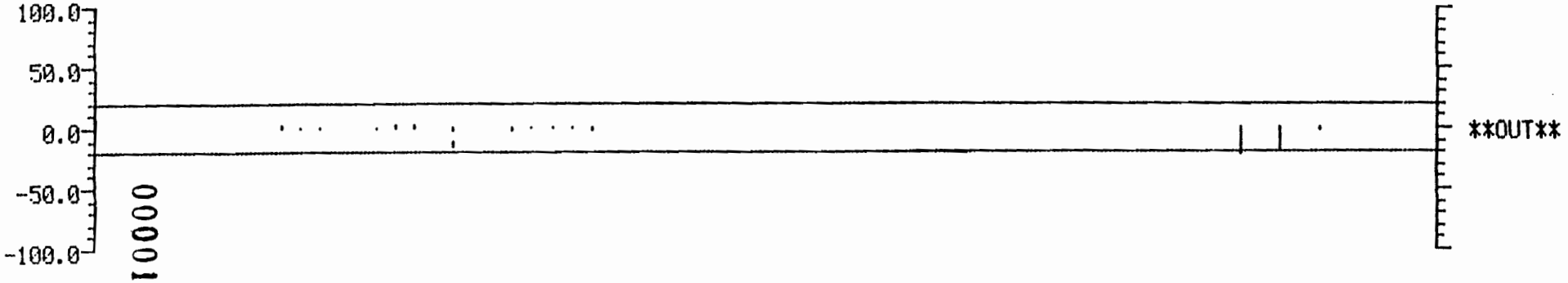

00000163

TARGET COMPOUND COMPARISON

COMPOUND: C165 BENZENE *

RAW DATA: G1224 #697 BASE M/Z: 78 RIC: 18112.
03/04/93 13:06
SAMPLE: REMEDIATION TECH.,B-93-3D/15922-02,REC'D 2/26/93
CONDS.: 5G/5MLS,INST.G



ENHANCED DATA: G1224 #697 BASE M/Z: 78 RIC: 16608.

LIBRARY FILE: DC #27 BASE M/Z: 78 RIC: 2172.

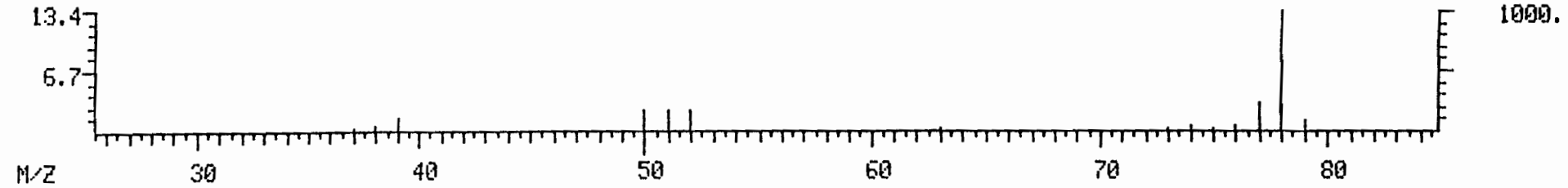

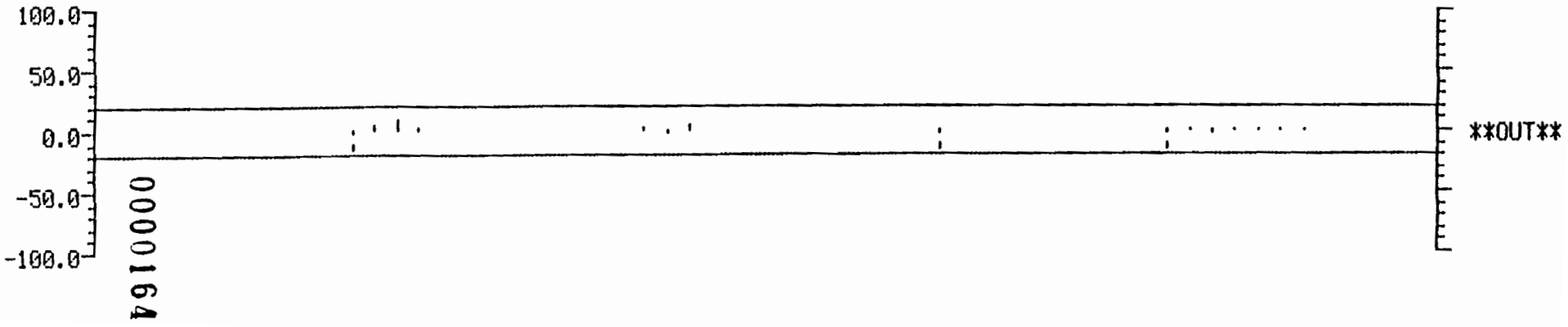

00001164

TARGET COMPOUND COMPARISON

COMPOUND: C230 TOLUENE *

RAW DATA: G1224 #956 BASE M/Z: 91 RIC: 7072.
03/04/93 13:06
SAMPLE: REMEDIATION TECH.,B-93-3D/15922-02,REC'D 2/26/93
CONDS.: 5G/5MLS,INST.G

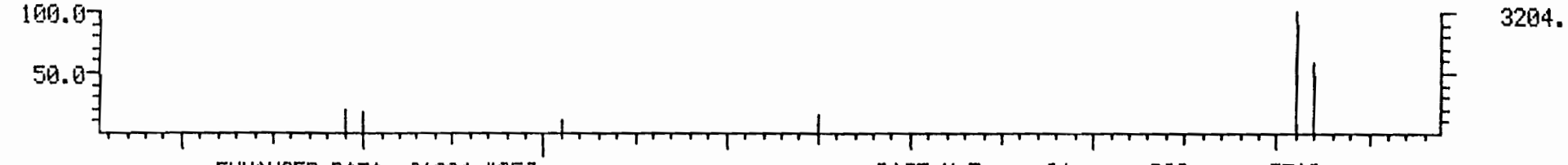

ENHANCED DATA: G1224 #956 BASE M/Z: 91 RIC: 6712.

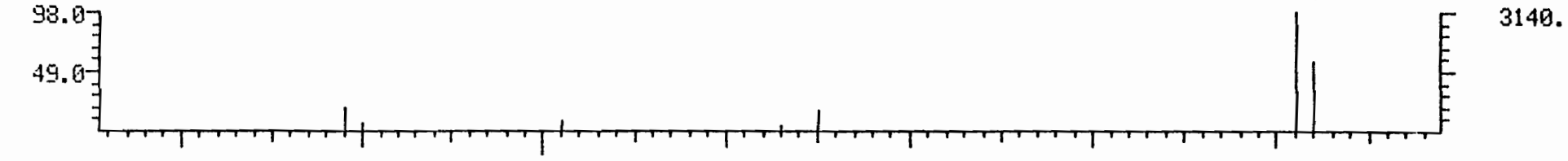

LIBRARY FILE: DC #35 BASE M/Z: 91 RIC: 2224.

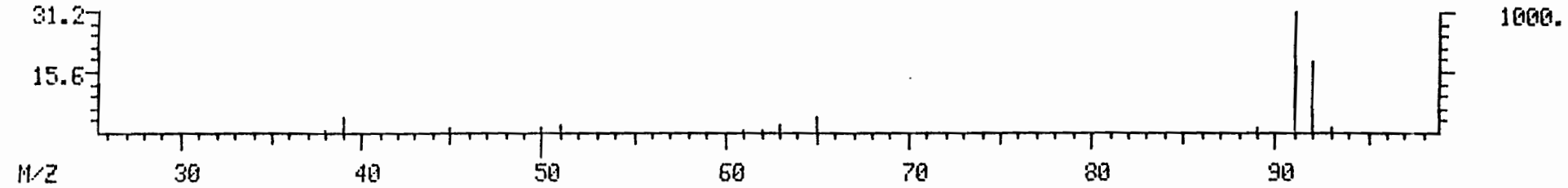

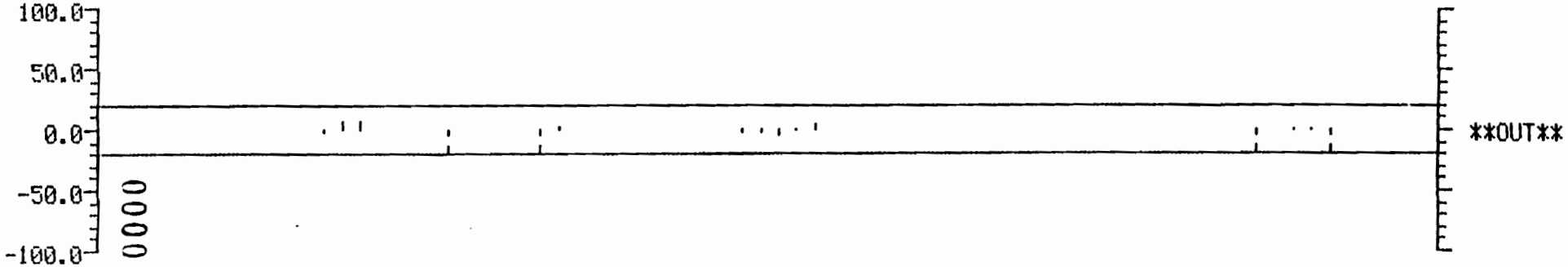

0000165

LIBRARY SEARCH SCAN LIST FOR G1224

F ference retention time (min:s) 15:47

o.	Low Mass	High	Scan	Time	Meth	Area	Height	Name	Num
1	0.00	0.00	261	4:21	A BV	4192.	464.	--	0.
2	0.00	0.00	268	4:28	A VV	831	591.	--	0.
3	0.00	0.00	272	4:32	A VB	5575	380.	--	0.
4	0.00	0.00	349	5:49	A BB	8362.	1190.	--	0.
5	0.00	0.00	379	6:19	A BB	20374.	4448.	--	0.
6	0.00	0.00	431	7:11	A BB	150501.	39468.	--	0.
7	0.00	0.00	466	7:46	A BV	7147.	508.	--	0.
8	0.00	0.00	472	7:52	A VB	5474.	514.	--	0.
9	0.00	0.00	501	8:21	A BB	13151.	3479.	--	0.
10	0.00	0.00	616	10:16	A BB	544665.	130032.	--	0.
11	0.00	0.00	688	11:28	A BV	286798.	65776.	--	0.
12	0.00	0.00	697	11:37	A VB	76187.	17649.	--	0.
13	0.00	0.00	711	11:51	A BB	2127	513.	--	0.
14	0.00	0.00	747	12:27	A BB	662912.	153577.	--	0.
15	0.00	0.00	947	15:47	A BV	757871.	182772.	--	0.
16	0.00	0.00	957	15:57	A VB	26828.	6891.	--	0.
17	0.00	0.00	1157	19:17	A BB	718456.	180985.	--	0.
18	0.00	0.00	1339	22:19	A BB	482896.	120691.	--	0.

Standard Data

VOLATILE ORGANICS INITIAL CALIBRATION DATA

Lab Name: NYTEST ENV INC Contract: 9319853

Lab Code: NYTEST Case No.: 15897 SAS No.: _____ SDG No.: _____

Instrument ID: FIN_D Calibration Date(s): 01/26/93 01/26/93

Matrix:(soil/water) SOIL Level:(low/med) MED Column:(pack/cap) PACK

Min $\overline{RRF}$ for SPCC(#) = 0.300 (0.250 for Bromoform) Max %RSD for CCC(*) = 30.0%

LAB FILE ID: RRF20 = D4094 RRF50 = D4095
RRF100= D4097 RRF150= D4099 RRF200= D4100

COMPOUND		RRF20	RRF50	RRF100	RRF150	RRF200	$\overline{RRF}$	% RSD
Chloromethane	#	1.052	1.252	0.862	0.853	0.876	0.979	17.7#
Bromomethane		1.760	1.960	1.555	1.581	1.465	1.664	11.8
Vinyl Chloride	*	1.268	1.478	1.253	1.259	1.215	1.295	8.1*
Chloroethane		0.925	1.055	0.917	0.891	0.812	0.920	9.5
Methylene Chloride		2.221	2.056	1.698	1.463	1.318	1.751	21.9
Acetone		0.529	0.360	0.323	0.296	0.274	0.356	28.6
Carbon Disulfide		2.500	3.414	3.088	2.925	2.792	2.944	11.6
1,1-Dichloroethene	*	1.057	1.298	1.144	1.098	1.021	1.124	9.6*
1,1-Dichloroethane	#	2.633	3.160	2.617	2.518	2.345	2.655	11.5#
1,2-Dichloroethene (total)		1.415	1.702	1.439	1.303	1.221	1.416	12.9
Chloroform	*	2.729	3.359	2.783	2.521	2.361	2.751	13.8*
1,2-Dichloroethane		1.726	1.887	1.561	1.444	1.302	1.584	14.5
2-Butanone		0.897	0.672	0.640	0.643	0.588	0.688	17.5
1,1,1-Trichloroethane		0.333	0.409	0.347	0.313	0.343	0.349	10.3
Carbon Tetrachloride		0.371	0.482	0.420	0.359	0.367	0.400	13.0
Vinyl Acetate		0.622	0.730	0.673	0.590	0.649	0.653	8.1
Bromodichloromethane		0.527	0.675	0.598	0.502	0.507	0.562	13.2
1,2-Dichloropropane	*	0.491	0.554	0.479	0.450	0.435	0.482	9.6*
cis-1,3-Dichloropropene		0.366	0.497	0.483	0.520	0.490	0.471	12.8
Trichloroethene		0.462	0.549	0.466	0.425	0.402	0.461	12.2
Dibromochloromethane		0.486	0.648	0.600	0.553	0.528	0.563	11.2
1,1,2-Trichloroethane		0.442	0.499	0.413	0.368	0.343	0.413	14.9
Benzene		1.148	1.308	1.067	0.991	0.945	1.092	13.1
trans-1,3-Dichloropropene		0.304	0.416	0.417	0.419	0.422	0.396	12.9
Bromoform	#	0.387	0.495	0.485	0.456	0.435	0.452	9.6#
4-Methyl-2-Pentanone		0.613	0.527	0.459	0.492	0.442	0.507	13.4
2-Hexanone		0.403	0.311	0.300	0.310	0.287	0.322	14.4
Tetrachloroethene		0.579	0.637	0.510	0.530	0.458	0.543	12.6
1,1,2,2-Tetrachloroethane	#	1.081	0.940	0.827	0.799	0.687	0.867	17.3#
Toluene	*	1.515	1.651	1.348	1.338	1.213	1.413	12.1*
Chlorobenzene	#	1.200	1.300	1.051	0.998	0.929	1.096	13.8#
Ethylbenzene	*	0.518	0.600	0.500	0.526	0.459	0.521	9.9*
Styrene		0.978	1.137	0.937	0.939	0.853	0.969	10.8
Xylene (total)		0.652	0.705	0.590	0.578	0.526	0.610	11.4
Toluene-d8		1.196	1.235	1.072	1.068	1.065	1.127	7.3
Bromofluorobenzene		0.794	0.720	0.651	0.643	0.621	0.686	10.3
1,2-Dichloroethane-d4		1.318	1.442	1.257	1.221	1.195	1.287	7.6

6A

VOLATILE ORGANICS INITIAL CALIBRATION DATA

Lab Name: NYTEST ENV INC Contract: 9319853

Lab Code: NYTEST Case No.: 15922 SAS No.: _____ SDG No.: _____

Instrument ID: FIN_G Calibration Date(s): 02/17/93 02/17/93

Matrix:(soil/water) SOIL Level:(low/med) LOW Column:(pack/cap) CAP

Min RRF for SPCC(#) = 0.300 (0.250 for Bromoform) Max %RSD for CCC(*) = 30.0%

LAB FILE ID: RRF20 = G0961 RRF50 = G0963
RRF100= G0965 RRF150= G0967 RRF200= G0968

COMPOUND		RRF20	RRF50	RRF100	RRF150	RRF200	$\overline{RRF}$	% RSD
Chloromethane	#	0.808	0.905	0.961	0.806	1.336	0.963	22.7#
Bromomethane		2.462	2.310	1.574	1.386	2.241	1.995	24.1
Vinyl Chloride	*	1.849	1.549	1.329	1.259	1.971	1.591	19.7*
Chloroethane		0.864	0.729	0.779	0.876	0.822	0.814	7.5
Methylene Chloride		4.196	3.912	2.572	2.451	2.186	3.063	30.0
Acetone		1.441	1.461	1.053	0.513	0.595	1.013	44.4
Carbon Disulfide		1.693	2.856	2.125	1.641	2.925	2.248	27.4
1,1-Dichloroethene	*	1.267	1.574	1.306	1.106	1.622	1.375	15.8*
1,1-Dichloroethane	#	4.106	3.984	3.944	4.191	4.295	4.104	3.5#
1,2-Dichloroethene (total)		1.711	1.634	1.605	1.703	1.897	1.710	6.7
Chloroform	*	3.225	3.136	3.085	3.259	3.365	3.214	3.4*
1,2-Dichloroethane		2.004	2.051	2.064	2.189	2.326	2.127	6.1
2-Butanone		1.230	1.492	1.473	1.342	1.315	1.370	8.1
1,1,1-Trichloroethane		0.366	0.379	0.371	0.391	0.449	0.391	8.6
Carbon Tetrachloride		0.336	0.341	0.336	0.359	0.419	0.358	9.9
Vinyl Acetate		0.759	1.348	1.308	1.173	1.183	1.154	20.3
Bromodichloromethane		0.443	0.470	0.481	0.504	0.614	0.502	13.2
1,2-Dichloropropane	*	0.625	0.646	0.652	0.681	0.779	0.677	9.0*
cis-1,3-Dichloropropene		0.439	0.477	0.514	0.546	0.660	0.527	16.0
Trichloroethene		0.365	0.357	0.351	0.371	0.446	0.378	10.3
Dibromochloromethane		0.361	0.402	0.419	0.440	0.573	0.439	18.3
1,1,2-Trichloroethane		0.336	0.365	0.365	0.369	0.469	0.381	13.4
Benzene		1.499	1.462	1.443	1.329	1.301	1.407	6.2
trans-1,3-Dichloropropene		0.559	0.595	0.630	0.661	0.752	0.639	11.5
Bromoform	#	0.238	0.281	0.300	0.311	0.422	0.310	22.0#
4-Methyl-2-Pentanone		0.648	0.801	0.768	0.721	0.780	0.744	8.2
2-Hexanone		0.391	0.523	0.512	0.481	0.539	0.489	12.0
Tetrachloroethene		0.328	0.312	0.286	0.308	0.361	0.319	8.7
1,1,2,2-Tetrachloroethane	#	0.595	0.685	0.662	0.658	0.777	0.675	9.8#
Toluene	*	1.730	1.660	1.576	1.487	1.373	1.565	9.0*
Chlorobenzene	#	1.122	1.104	1.060	1.095	1.098	1.096	2.1#
Ethylbenzene	*	0.560	0.553	0.525	0.575	0.674	0.577	9.9*
Styrene		1.177	1.159	1.160	1.188	1.212	1.179	1.9
Xylene (total)		0.680	0.680	0.672	0.746	0.861	0.728	11.0
Toluene-d8		1.113	1.230	1.171	1.184	1.174	1.174	3.6
Bromofluorobenzene		0.478	0.534	0.517	0.561	0.680	0.554	13.8
1,2-Dichloroethane-d4		1.233	1.466	1.396	1.420	1.458	1.395	6.8

6A

VOLATILE ORGANICS INITIAL CALIBRATION DATA

Lab Name: NYTEST ENV INC Contract: 9319853

Lab Code: NYTEST Case No.: 15897 SAS No.: _____ SDG No.: _____

Instrument ID: HP.M Calibration Date(s): 02/20/93 02/20/93

Matrix:(soil/water) SOIL Level:(low/med) LOW Column:(pack/cap) CAP

Min $\overline{RRF}$ for SPCC(#) = 0.300 (0.250 for Bromoform) Max %RSD for CCC(*) = 30.0%

LAB FILE ID: RRF20 = M0126 RRF50 = M0129
RRF100= M0130 RRF150= M0132 RRF200= M0134

COMPOUND		RRF20	RRF50	RRF100	RRF150	RRF200	$\overline{RRF}$	% RSD
Chloromethane	#	0.723	0.578	0.541	0.488	0.555	0.577	15.3#
Bromomethane		1.326	0.927	0.907	0.836	0.958	0.991	19.4
Vinyl Chloride	*	0.907	0.823	0.779	0.737	0.850	0.819	8.0*
Chloroethane		0.632	0.579	0.560	0.498	0.545	0.563	8.7
Methylene Chloride		1.896	1.476	1.229	1.080	1.188	1.374	23.7
Acetone		0.308	0.239	0.229	0.191	0.185	0.230	21.4
Carbon Disulfide		1.127	1.018	0.952	0.931	1.057	1.017	7.8
1,1-Dichloroethene	*	1.047	0.947	0.898	0.873	0.941	0.941	7.1*
1,1-Dichloroethane	#	2.413	2.229	2.154	2.059	2.349	2.241	6.4#
1,2-Dichloroethene (total)		1.011	0.908	0.885	0.852	0.966	0.924	6.9
Chloroform	*	2.627	2.513	2.453	2.331	2.684	2.522	5.6*
1,2-Dichloroethane		1.341	1.270	1.264	1.190	1.337	1.280	4.9
2-Butanone		0.529	0.509	0.477	0.475	0.469	0.492	5.3
1,1,1-Trichloroethane		0.463	0.428	0.419	0.400	0.463	0.435	6.4
Carbon Tetrachloride		0.463	0.448	0.444	0.428	0.496	0.456	5.6
Vinyl Acetate		0.476	0.450	0.453	0.446	0.465	0.458	2.7
Bromodichloromethane		0.580	0.574	0.575	0.546	0.633	0.582	5.4
1,2-Dichloropropane	*	0.394	0.375	0.369	0.349	0.403	0.378	5.6*
cis-1,3-Dichloropropene		0.513	0.494	0.490	0.461	0.537	0.499	5.7
Trichloroethene		0.416	0.404	0.396	0.388	0.445	0.410	5.4
Dibromochloromethane		0.615	0.619	0.634	0.614	0.699	0.636	5.7
1,1,2-Trichloroethane		0.359	0.359	0.355	0.337	0.374	0.357	3.7
Benzene		0.768	0.728	0.709	0.674	0.783	0.732	6.0
trans-1,3-Dichloropropene		0.450	0.427	0.430	0.407	0.464	0.436	5.0
Bromoform	#	0.441	0.486	0.510	0.507	0.559	0.501	8.5#
4-Methyl-2-Pentanone		0.349	0.270	0.249	0.251	0.254	0.275	15.4
2-Hexanone		0.622	0.583	0.574	0.568	0.602	0.590	3.7
Tetrachloroethene		0.447	0.441	0.423	0.419	0.492	0.444	6.6
1,1,2,2-Tetrachloroethane	#	0.768	0.756	0.755	0.720	0.785	0.757	3.2#
Toluene	*	1.231	1.156	1.122	1.084	1.278	1.174	6.8*
Chlorobenzene	#	1.091	1.052	1.024	0.987	1.154	1.062	6.0#
Ethylbenzene	*	0.494	0.475	0.452	0.439	0.520	0.476	6.8*
Styrene		1.041	1.021	0.995	0.960	1.128	1.029	6.1
Xylene (total)		0.617	0.593	0.568	0.544	0.639	0.592	6.4
Toluene-d8		1.010	1.049	1.106	1.001	1.204	1.074	7.8
Bromofluorobenzene		0.717	0.771	0.836	0.745	0.977	0.809	12.8
1,2-Dichloroethane-d4		1.168	1.094	1.207	1.094	1.247	1.162	5.9

DATA FROM FILE: D4094 SCANS 30 TO 1100 ACQUIRED: 01/26/93 12:51:00
CALI: D4094 #2

SAMPLE: VSTD010
CONDS.: 5MLS,INST FIN D

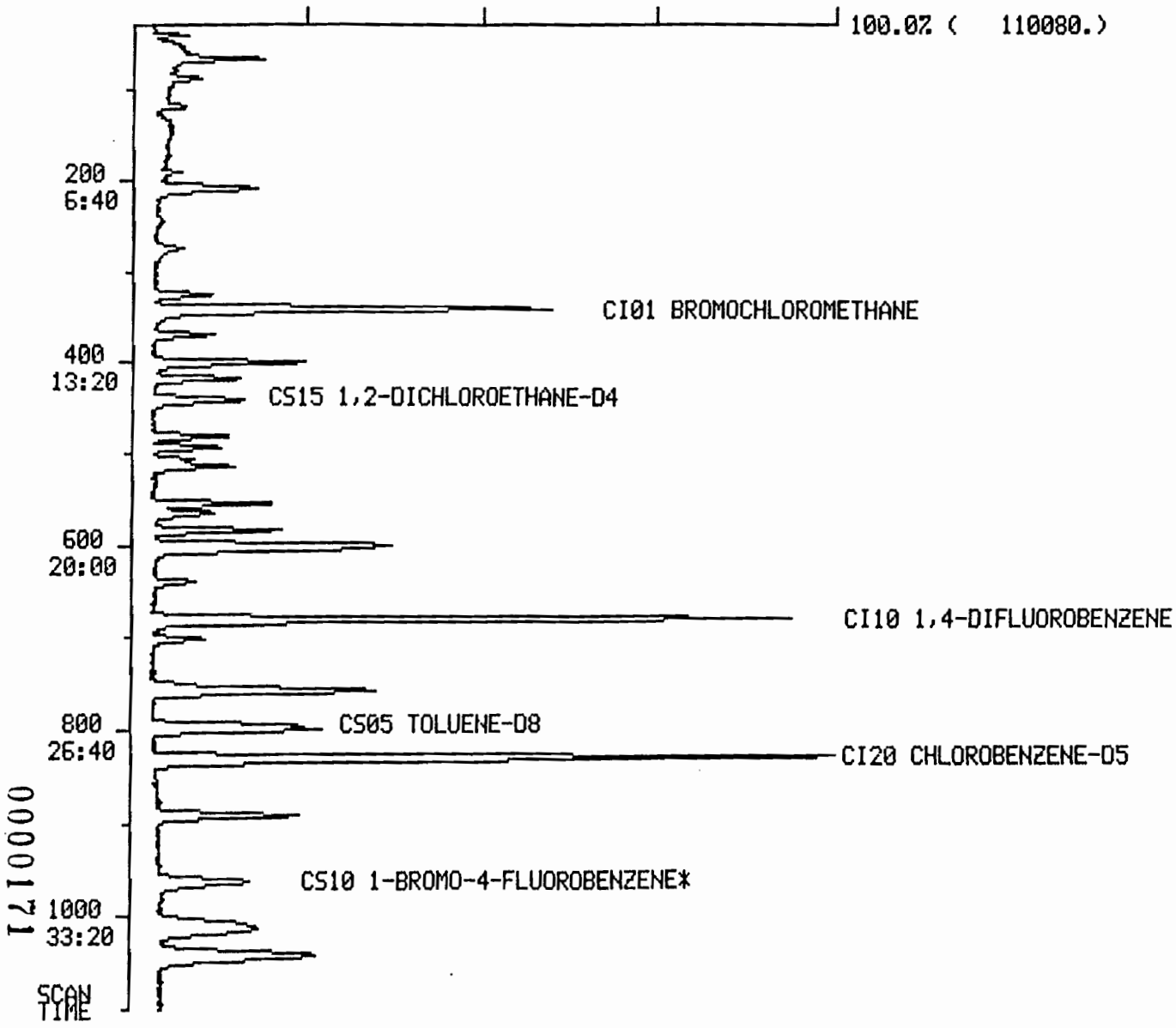

00001171

Quantitation Report File: D4094

Data: D4094.TI
01/26/93 12:51:00
Sample: VSTD010
Conds.: 5MLS, INST FIN D
Formula: - Instrument: 1050 Weight: 0.004
Submitted by: NEI Analyst: KS Acct. No.: -

AMOUNT=AREA * REF AMNT/(REF AREA * RESP FACT)
Resp. fac. from Library Entry

No	Name
1	CI01 BROMOCHLOROMETHANE
2	CI10 1,4-DIFLUOROBENZENE
3	CI20 CHLOROBENZENE-D5
4	CS15 1,2-DICHLOROETHANE-D4
5	CS05 TOLUENE-D8
6	CS10 1-BROMO-4-FLUOROBENZENE*
7	C010 CHLOROMETHANE
8	C015 BROMOMETHANE*
9	C020 VINYL CHLORIDE*
10	C025 CHLOROETHANE
11	C030 METHYLENE CHLORIDE
12	C035 ACETONE
13	C040 CARBON DISULFIDE
14	C045 1,1-DICHLOROETHENE *
15	C050 1,1-DICHLOROETHANE*
16	C053 1,2-DICHLOROETHENE (TOTAL)
17	C060 CHLOROFORM *
18	C065 1,2-DICHLOROETHANE*
19	C110 2-BUTANONE
20	C115 1,1,1-TRICHLOROETHANE*
21	C120 CARBON TETRACHLORIDE*
22	C125 VINYL ACETATE
23	C130 BROMODICHLOROMETHANE*
24	C140 1,2-DICHLOROPROPANE
25	C143 CIS-1,3-DICHLOROPROPENE*
26	C150 TRICHLOROETHENE*
27	C165 BENZENE*
28	C155 DIBROMOCHLOROMETHANE*
29	C160 1,1,2-TRICHLOROETHANE*
30	C172 TRANS-1,3-DICHLOROPROPENE*
31	C175 2-CHLOROETHYL VINYL ETHER
32	C180 BROMOFORM **
33	C205 4-METHYL-2-PENTANONE
34	C210 2-HEXANONE
35	C230 TOLUENE *
36	C225 1,1,2,2-TETRACHLOROETHANE*
37	C220 TETRACHLOROETHENE*
38	C235 CHLOROBENZENE*
39	C240 ETHYLBENZENE *
40	C245 STYRENE*
41	C250 M-XYLENE*
42	C255 P + O-XYLENE

No	m/z	Scan	Time	Ref	RRT	Meth	Area(Hght)	Amount		%Tot
1	128	340	11:20	1	1.000	A BB	60191.	50.000	NGS	8.55
2	114	679	22:38	2	1.000	A BB	248750.	50.000	NGS	8.55
3	117	828	27:36	3	1.000	A BB	203463.	50.000	NGS	8.55
4	65	437	14:34	1	1.285	A BB	15865.	10.487	NGS	1.79
5	98	792	26:24	3	0.957	A BB	48661.	11.152	NGS	1.91
6	95	961	32:02	3	1.161	A BB	32302.	12.200	NGS	2.09
7	50	40	1:20	1	0.118	A BB	12670.	12.209	NGS	2.09
8	94	66	2:12	1	0.194	A BB	21182.	11.316	NGS	1.93
9	62	88	2:56	1	0.259	A BB	15260.	10.113	NGS	1.73
10	64	119	3:58	1	0.350	A BB	11134.	10.087	NGS	1.72
11	84	207	6:54	1	0.609	A BB	26733.	13.082	NGS	2.24
12	43	242	8:04	1	0.712	A BB	6370.	16.364	NGS	2.80
13	76	272	9:04	1	0.800	A BB	30092.	8.095	NGS	1.38
14	96	324	10:48	1	0.953	A BB	12729.	9.243	NGS	1.58
15	63	368	12:16	1	1.082	A BB	31701.	10.064	NGS	1.72
16	96	398	13:16	1	1.171	A BB	34066.	19.670	NGS	3.36
17	83	416	13:52	1	1.224	A BB	32852.	9.806	NGS	1.68
18	62	441	14:42	1	1.297	A BB	20779.	11.061	NGS	1.89
19	43	441	14:42	1	1.297	A BB	10800.	14.025	NGS	2.40
20	97	478	15:56	2	0.704	A BB	16591.	9.606	NGS	1.64
21	117	491	16:22	2	0.723	A BB	18481.	8.837	NGS	1.51
22	43	505	16:50	2	0.744	A BB	30926.	9.237	NGS	1.58
23	83	512	17:04	2	0.754	A BB	26212.	8.813	NGS	1.51
24	63	553	18:26	2	0.814	A BB	24422.	10.246	NGS	1.75
25	75	563	18:46	2	0.829	A BB	18218.	7.577	NGS	1.30
26	130	582	19:24	2	0.857	A BB	22984.	9.905	NGS	1.69
27	78	597	19:54	2	0.879	A BB	57109.	10.763	NGS	1.84
28	129	598	19:56	2	0.881	A BB	24195.	8.102	NGS	1.39
29	97	602	20:04	2	0.887	A BB	22012.	10.722	NGS	1.83
30	75	604	20:08	2	0.890	A BB	15102.	7.287	NGS	1.25
31	63	638	21:16	2	0.940	A BB	9033.	7.909	NGS	1.35
32	173	682	22:44	2	1.004	A BB	19276.	7.991	NGS	1.37
33	43	699	23:18	3	0.844	A BB	24947.	13.347	NGS	2.28
34	43	748	24:56	3	0.903	A BB	16379.	13.430	NGS	2.30
35	91	798	26:36	3	0.964	A BB	61669.	11.239	NGS	1.92
36	83	754	25:08	3	0.911	A BB	43985.	13.062	NGS	2.23
37	164	758	25:16	3	0.915	A BB	23551.	11.351	NGS	1.94
38	112	832	27:44	3	1.005	A BB	48835.	11.414	NGS	1.95
39	106	890	29:40	3	1.075	A BB	21093.	10.363	NGS	1.77
40	104	1004	33:28	3	1.213	A BB	39813.	10.443	NGS	1.79
41	106	1013	33:46	3	1.223	A BB	26513.	11.046	NGS	1.89
42	106	1041	34:42	3	1.257	A BB	54164.	23.225	NGS	3.97

No	Ret(L)	Ratio	RRT(L)	Ratio	Amnt	Amnt(L)	R.Fac	R.Fac(L)	Ratio
1	11:26	0.99	1.000	1.00	50.00	50.00	1.000	1.000	1.00
2	22:38	1.00	1.000	1.00	50.00	50.00	1.000	1.000	1.00
3	27:38	1.00	1.000	1.00	50.00	50.00	1.000	1.000	1.00
4	14:40	0.99	1.283	1.00	10.49	10.00	1.318	1.257	1.05
5	26:26	1.00	0.957	1.00	11.15	10.00	1.196	1.072	1.12
6	32:02	1.00	1.159	1.00	12.20	10.00	0.794	0.651	1.22
7	1:32	0.87	0.134	0.88	12.21	10.00	1.052	0.862	1.22
8	2:24	0.92	0.210	0.92	11.32	10.00	1.760	1.555	1.13
9	3:08	0.94	0.274	0.94	10.11	10.00	1.268	1.253	1.01
10	4:12	0.94	0.367	0.95	10.09	10.00	0.925	0.917	1.01
11	7:08	0.97	0.624	0.98	13.08	10.00	2.221	1.698	1.31
12	8:14	0.98	0.720	0.99	16.36	10.00	0.529	0.323	1.64

No	Ret(L)	Ratio	RRT(L)	Ratio	Amnt	Amnt(L)	R.Fac	R.Fac(L)	Ratio
13	9:10	0.99	0.802	1.00	8.10	10.00	2.500	3.088	0.81
14	10:56	0.99	0.956	1.00	9.24	10.00	1.057	1.144	0.92
15	12:22	0.99	1.082	1.00	10.06	10.00	2.633	2.617	1.01
16	13:18	1.00	1.163	1.01	19.67	20.00	1.415	1.439	0.98
17	13:56	1.00	1.219	1.00	9.81	10.00	2.729	2.783	0.98
18	14:46	1.00	1.292	1.00	11.06	10.00	1.726	1.561	1.11
19	14:48	0.99	1.294	1.00	14.03	10.00	0.897	0.640	1.40
20	16:02	0.99	0.708	0.99	9.61	10.00	0.333	0.347	0.96
21	16:26	1.00	0.726	1.00	8.84	10.00	0.371	0.420	0.88
22	16:52	1.00	0.745	1.00	9.24	10.00	0.622	0.673	0.92
23	17:06	1.00	0.756	1.00	8.81	10.00	0.527	0.598	0.88
24	18:30	1.00	0.817	1.00	10.25	10.00	0.491	0.479	1.02
25	18:48	1.00	0.831	1.00	7.58	10.00	0.366	0.483	0.76
26	19:24	1.00	0.857	1.00	9.90	10.00	0.462	0.466	0.99
27	19:56	1.00	0.881	1.00	10.76	10.00	1.148	1.067	1.08
28	19:58	1.00	0.882	1.00	8.10	10.00	0.486	0.600	0.81
29	20:06	1.00	0.888	1.00	10.72	10.00	0.442	0.413	1.07
30	20:08	1.00	0.890	1.00	7.29	10.00	0.304	0.417	0.73
31	21:18	1.00	0.941	1.00	7.91	10.00	0.182	0.230	0.79
32	22:44	1.00	1.004	1.00	7.99	10.00	0.387	0.485	0.80
33	23:20	1.00	0.844	1.00	13.35	10.00	0.613	0.459	1.33
34	24:58	1.00	0.903	1.00	13.43	10.00	0.403	0.300	1.34
35	26:38	1.00	0.964	1.00	11.24	10.00	1.515	1.348	1.12
36	25:08	1.00	0.910	1.00	13.06	10.00	1.081	0.827	1.31
37	25:16	1.00	0.914	1.00	11.35	10.00	0.579	0.510	1.14
38	27:44	1.00	1.004	1.00	11.41	10.00	1.200	1.051	1.14
39	29:40	1.00	1.074	1.00	10.36	10.00	0.518	0.500	1.04
40	33:28	1.00	1.211	1.00	10.44	10.00	0.978	0.937	1.04
41	33:46	1.00	1.222	1.00	11.05	10.00	0.652	0.590	1.10
42	34:42	1.00	1.256	1.00	23.22	20.00	0.666	0.573	1.16

DATA FROM FILE: D4095 SCANS 30 TO 1100 ACQUIRED: 01/26/93 13:35:00
CALI: D4095 #2

SAMPLE: VSTD020
CONDS.: 5MLS,INST FIN D



00001175

Quantitation Report File: D4095

Data: D4095.TI
01/26/93 13:35:00
Sample: VSTD020
Conds.: 5MLS,INST FIN D
Formula: - Instrument: 1050 Weight: 0.004
Submitted by: NEI Analyst: KS Acct. No.: -

AMOUNT=AREA * REF AMNT/(REF AREA * RESP FACT)
Resp. fac. from Library Entry

No	Name
1	CI01 BROMOCHLOROMETHANE
2	CI10 1,4-DIFLUOROBENZENE
3	CI20 CHLOROBENZENE-D5
4	CS15 1,2-DICHLOROETHANE-D4
5	CS05 TOLUENE-D8
6	CS10 1-BROMO-4-FLUOROBENZENE*
7	C010 CHLOROMETHANE
8	C015 BROMOMETHANE*
9	C020 VINYL CHLORIDE*
10	C025 CHLOROETHANE
11	C030 METHYLENE CHLORIDE
12	C035 ACETONE
13	C040 CARBON DISULFIDE
14	C045 1,1-DICHLOROETHENE *
15	C050 1,1-DICHLOROETHANE*
16	C053 1,2-DICHLOROETHENE (TOTAL)
17	C060 CHLOROFORM *
18	C065 1,2-DICHLOROETHANE*
19	C110 2-BUTANONE
20	C115 1,1,1-TRICHLOROETHANE*
21	C120 CARBON TETRACHLORIDE*
22	C125 VINYL ACETATE
23	C130 BROMODICHLOROMETHANE*
24	C140 1,2-DICHLOROPROPANE
25	C143 CIS-1,3-DICHLOROPROPENE*
26	C150 TRICHLOROETHENE*
27	C165 BENZENE*
28	C155 DIBROMOCHLOROMETHANE*
29	C160 1,1,2-TRICHLOROETHANE*
30	C172 TRANS-1,3-DICHLOROPROPENE*
31	C175 2-CHLOROETHYL VINYL ETHER
32	C180 BROMOFORM **
33	C205 4-METHYL-2-PENTANONE
34	C210 2-HEXANONE
35	C230 TOLUENE *
36	C225 1,1,2,2-TETRACHLOROETHANE*
37	C220 TETRACHLOROETHENE*
38	C235 CHLOROBENZENE*
39	C240 ETHYLBENZENE *
40	C245 STYRENE*
41	C250 M-XYLENE*
42	C255 P + O-XYLENE

No	m/z	Scan	Time	Ref	RRT	Meth	Area(Hght)	Amount		%Tot
1	128	341	11:22	1	1.000	A BB	61966.	50.000	NGS	4.53
2	114	679	22:38	2	1.000	A BB	266448.	50.000	NGS	4.53
3	117	829	27:38	3	1.000	A BB	232903.	50.000	NGS	4.53
4	65	438	14:36	1	1.284	A BB	35749.	22.954	NGS	2.08
5	98	793	26:26	3	0.957	A BB	115069.	23.038	NGS	2.09
6	95	962	32:04	3	1.160	A BB	67122.	22.146	NGS	2.01
7	50	40	1:20	1	0.117	A BB	31022.	29.037	NGS	2.63
8	94	67	2:14	1	0.196	A BB	48582.	25.211	NGS	2.29
9	62	88	2:56	1	0.258	A BB	36623.	23.576	NGS	2.14
10	64	119	3:58	1	0.349	A BB	26158.	23.020	NGS	2.09
11	84	207	6:54	1	0.607	A BB	50957.	24.221	NGS	2.20
12	43	243	8:06	1	0.713	A BB	8932.	22.288	NGS	2.02
13	76	271	9:02	1	0.795	A BB	84610.	22.110	NGS	2.01
14	96	325	10:50	1	0.953	A BB	32178.	22.697	NGS	2.06
15	63	369	12:18	1	1.082	A BB	78332.	24.156	NGS	2.19
16	96	398	13:16	1	1.167	A BB	84364.	47.318	NGS	4.29
17	83	417	13:54	1	1.223	A BB	83265.	24.141	NGS	2.19
18	62	442	14:44	1	1.296	A BB	46771.	24.184	NGS	2.19
19	43	443	14:46	1	1.299	A BB	16645.	20.996	NGS	1.90
20	97	479	15:58	2	0.705	A BB	43608.	23.571	NGS	2.14
21	117	492	16:24	2	0.725	A VB	51385.	22.938	NGS	2.08
22	43	505	16:50	2	0.744	A BB	77765.	21.683	NGS	1.97
23	83	513	17:06	2	0.756	A BB	71888.	22.564	NGS	2.05
24	63	554	18:28	2	0.816	A BB	59091.	23.145	NGS	2.10
25	75	563	18:46	2	0.829	A VB	52944.	20.558	NGS	1.86
26	130	582	19:24	2	0.857	A BB	58557.	23.558	NGS	2.14
27	78	598	19:56	2	0.881	A BB	139365.	24.520	NGS	2.22
28	129	598	19:56	2	0.881	A BB	69088.	21.599	NGS	1.96
29	97	604	20:08	2	0.890	A BB	53135.	24.163	NGS	2.19
30	75	604	20:08	2	0.890	A BB	44335.	19.972	NGS	1.81
31	63	638	21:16	2	0.940	A BB	25798.	21.087	NGS	1.91
32	173	682	22:44	2	1.004	A BB	52714.	20.402	NGS	1.85
33	43	699	23:18	3	0.843	A BB	49061.	22.930	NGS	2.08
34	43	748	24:56	3	0.902	A BB	28981.	20.759	NGS	1.88
35	91	798	26:36	3	0.963	A BB	153826.	24.491	NGS	2.22
36	83	754	25:08	3	0.910	A BB	87553.	22.714	NGS	2.06
37	164	758	25:16	3	0.914	A BB	59344.	24.986	NGS	2.27
38	112	832	27:44	3	1.004	A BB	121142.	24.736	NGS	2.24
39	106	890	29:40	3	1.074	A BB	55934.	24.006	NGS	2.18
40	104	1005	33:30	3	1.212	A BB	105927.	24.274	NGS	2.20
41	106	1014	33:48	3	1.223	A BB	65648.	23.893	NGS	2.17
42	106	1041	34:42	3	1.256	A BB	130717.	48.965	NGS	4.44

No	Ret(L)	Ratio	RRT(L)	Ratio	Amnt	Amnt(L)	R.Fac	R.Fac(L)	Ratio
1	11:26	0.99	1.000	1.00	50.00	50.00	1.000	1.000	1.00
2	22:38	1.00	1.000	1.00	50.00	50.00	1.000	1.000	1.00
3	27:38	1.00	1.000	1.00	50.00	50.00	1.000	1.000	1.00
4	14:40	1.00	1.283	1.00	22.95	20.00	1.442	1.257	1.15
5	26:26	1.00	0.957	1.00	23.04	20.00	1.235	1.072	1.15
6	32:02	1.00	1.159	1.00	22.15	20.00	0.720	0.651	1.11
7	1:32	0.87	0.134	0.87	29.04	20.00	1.252	0.862	1.45
8	2:24	0.93	0.210	0.94	25.21	20.00	1.960	1.555	1.26
9	3:08	0.94	0.274	0.94	23.58	20.00	1.478	1.253	1.18
10	4:12	0.94	0.367	0.95	23.02	20.00	1.055	0.917	1.15
11	7:08	0.97	0.624	0.97	24.22	20.00	2.056	1.698	1.21
12	8:14	0.98	0.720	0.99	22.29	20.00	0.360	0.323	1.11

No	Ret(L)	Ratio	RRT(L)	Ratio	Amnt	Amnt(L)	R.Fac	R.Fac(L)	Ratio
13	9:10	0.99	0.802	0.99	22.11	20.00	3.414	3.088	1.11
14	10:56	0.99	0.956	1.00	22.70	20.00	1.298	1.144	1.13
15	12:22	0.99	1.082	1.00	24.16	20.00	3.160	2.617	1.21
16	13:18	1.00	1.163	1.00	47.32	40.00	1.702	1.439	1.18
17	13:56	1.00	1.219	1.00	24.14	20.00	3.359	2.783	1.21
18	14:46	1.00	1.292	1.00	24.18	20.00	1.887	1.561	1.21
19	14:48	1.00	1.294	1.00	21.00	20.00	0.672	0.640	1.05
20	16:02	1.00	0.708	1.00	23.57	20.00	0.409	0.347	1.18
21	16:26	1.00	0.726	1.00	22.94	20.00	0.482	0.420	1.15
22	16:52	1.00	0.745	1.00	21.68	20.00	0.730	0.673	1.08
23	17:06	1.00	0.756	1.00	22.56	20.00	0.675	0.598	1.13
24	18:30	1.00	0.817	1.00	23.15	20.00	0.554	0.479	1.16
25	18:48	1.00	0.831	1.00	20.56	20.00	0.497	0.483	1.03
26	19:24	1.00	0.857	1.00	23.56	20.00	0.549	0.466	1.18
27	19:56	1.00	0.881	1.00	24.52	20.00	1.308	1.067	1.23
28	19:58	1.00	0.882	1.00	21.60	20.00	0.648	0.600	1.08
29	20:06	1.00	0.888	1.00	24.16	20.00	0.499	0.413	1.21
30	20:08	1.00	0.890	1.00	19.97	20.00	0.416	0.417	1.00
31	21:18	1.00	0.941	1.00	21.09	20.00	0.242	0.230	1.05
32	22:44	1.00	1.004	1.00	20.40	20.00	0.495	0.485	1.02
33	23:20	1.00	0.844	1.00	22.93	20.00	0.527	0.459	1.15
34	24:58	1.00	0.903	1.00	20.76	20.00	0.311	0.300	1.04
35	26:38	1.00	0.964	1.00	24.49	20.00	1.651	1.348	1.22
36	25:08	1.00	0.910	1.00	22.71	20.00	0.940	0.827	1.14
37	25:16	1.00	0.914	1.00	24.99	20.00	0.637	0.510	1.25
38	27:44	1.00	1.004	1.00	24.74	20.00	1.300	1.051	1.24
39	29:40	1.00	1.074	1.00	24.01	20.00	0.600	0.500	1.20
40	33:28	1.00	1.211	1.00	24.27	20.00	1.137	0.937	1.21
41	33:46	1.00	1.222	1.00	23.89	20.00	0.705	0.590	1.19
42	34:42	1.00	1.256	1.00	48.96	40.00	0.702	0.573	1.22

DATA FROM FILE: D4097 SCANS 30 TO 1100 ACQUIRED: 01/26/93 15:10:00
CALI: D4097 #2

SAMPLE: VSTD050
CONDS.: 5MLS,INST FIN D

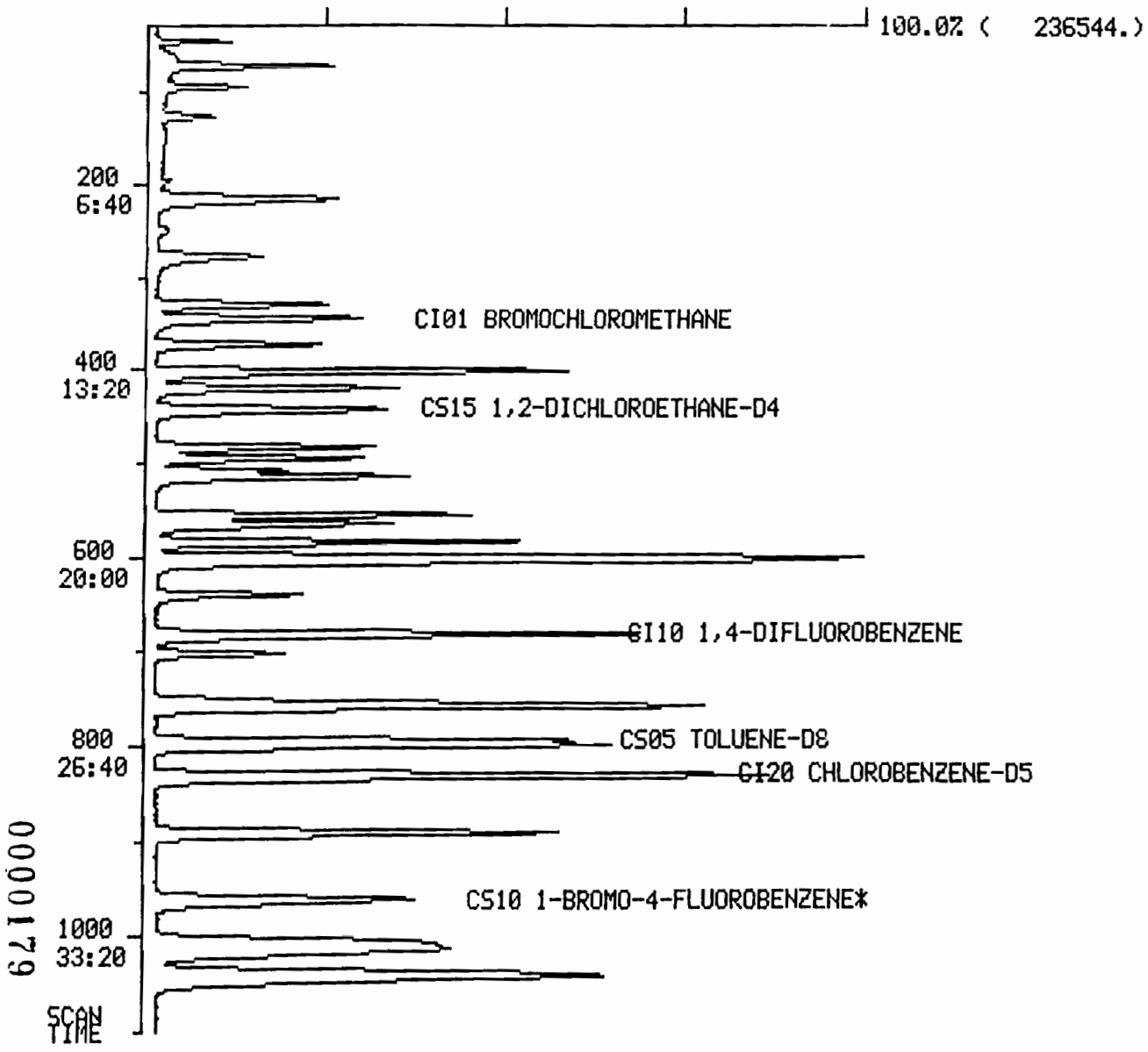

00001179

Quantitation Report File: D4097

Data: D4097.TI
01/26/93 15:10:00
Sample: VSTD050
Conds.: 5MLS, INST FIN D
Formula: - Instrument: 1050 Weight: 0.004
Submitted by: NEI Analyst: KS Acct. No.: -

AMOUNT=AREA * REF AMNT/(REF AREA * RESP FACT)
Resp. fac. from Library Entry

No	Name
1	CI01 BROMOCHLOROMETHANE
2	CI10 1,4-DIFLUOROBENZENE
3	CI20 CHLOROBENZENE-D5
4	CS15 1,2-DICHLOROETHANE-D4
5	CS05 TOLUENE-D8
6	CS10 1-BROMO-4-FLUOROBENZENE*
7	C010 CHLOROMETHANE
8	C015 BROMOMETHANE*
9	C020 VINYL CHLORIDE*
10	C025 CHLOROETHANE
11	C030 METHYLENE CHLORIDE
12	C035 ACETONE
13	C040 CARBON DISULFIDE
14	C045 1,1-DICHLOROETHENE *
15	C050 1,1-DICHLOROETHANE*
16	C053 1,2-DICHLOROETHENE (TOTAL)
17	C060 CHLOROFORM *
18	C065 1,2-DICHLOROETHANE*
19	C110 2-BUTANONE
20	C115 1,1,1-TRICHLOROETHANE*
21	C120 CARBON TETRACHLORIDE*
22	C125 VINYL ACETATE
23	C130 BROMODICHLOROMETHANE*
24	C140 1,2-DICHLOROPROPANE
25	C143 CIS-1,3-DICHLOROPROPENE*
26	C150 TRICHLOROETHENE*
27	C165 BENZENE*
28	C155 DIBROMOCHLOROMETHANE*
29	C160 1,1,2-TRICHLOROETHANE*
30	C172 TRANS-1,3-DICHLOROPROPENE*
31	C175 2-CHLOROETHYL VINYL ETHER
32	C180 BROMOFORM **
33	C205 4-METHYL-2-PENTANONE
34	C210 2-HEXANONE
35	C230 TOLUENE *
36	C225 1,1,2,2-TETRACHLOROETHANE*
37	C220 TETRACHLOROETHENE*
38	C235 CHLOROBENZENE*
39	C240 ETHYLBENZENE *
40	C245 STYRENE*
41	C250 M-XYLENE*
42	C255 P + O-XYLENE

No	m/z	Scan	Time	Ref	RRT	Meth	Area(Hght)	Amount		%Tot
1	128	343	11:26	1	1.000	A BB	65585.	50.000	NGS	2.27
2	114	679	22:38	2	1.000	A BB	281479.	50.000	NGS	2.27
3	117	829	27:38	3	1.000	A BB	253837.	50.000	NGS	2.27
4	65	440	14:40	1	1.283	A BB	82419.	50.000	NGS	2.27
5	98	793	26:26	3	0.957	A BB	272182.	50.000	NGS	2.27
6	95	961	32:02	3	1.159	A BB	165166.	50.000	NGS	2.27
7	50	46	1:32	1	0.134	A BB	56537.	50.000	NGS	2.27
8	94	72	2:24	1	0.210	A BB	101978.	50.000	NGS	2.27
9	62	94	3:08	1	0.274	A BB	82206.	50.000	NGS	2.27
10	64	126	4:12	1	0.367	A BB	60134.	50.000	NGS	2.27
11	84	214	7:08	1	0.624	A BB	111333.	50.000	NGS	2.27
12	43	247	8:14	1	0.720	A BB	21208.	50.000	NGS	2.27
13	76	275	9:10	1	0.802	A BB	202514.	50.000	NGS	2.27
14	96	328	10:56	1	0.956	A BB	75027.	50.000	NGS	2.27
15	63	371	12:22	1	1.082	A BB	171608.	50.000	NGS	2.27
16	96	399	13:18	1	1.163	A BB	188704.	100.000	NGS	4.55
17	83	418	13:56	1	1.219	A BB	182529.	50.000	NGS	2.27
18	62	443	14:46	1	1.292	A BB	102347.	50.000	NGS	2.27
19	43	444	14:48	1	1.294	A BB	41953.	50.000	NGS	2.27
20	97	481	16:02	2	0.708	A BB	97721.	50.000	NGS	2.27
21	117	493	16:26	2	0.726	A VB	118325.	50.000	NGS	2.27
22	43	506	16:52	2	0.745	A BB	189434.	50.000	NGS	2.27
23	83	513	17:06	2	0.756	A BB	168287.	50.000	NGS	2.27
24	63	555	18:30	2	0.817	A BB	134854.	50.000	NGS	2.27
25	75	564	18:48	2	0.831	A VB	136028.	50.000	NGS	2.27
26	130	582	19:24	2	0.857	A BB	131294.	50.000	NGS	2.27
27	78	598	19:56	2	0.881	A BB	300217.	50.000	NGS	2.27
28	129	599	19:58	2	0.882	A BB	168955.	50.000	NGS	2.27
29	97	603	20:06	2	0.888	A BB	116154.	50.000	NGS	2.27
30	75	604	20:08	2	0.890	A BB	117255.	50.000	NGS	2.27
31	63	639	21:18	2	0.941	A BB	64622.	50.000	NGS	2.27
32	173	682	22:44	2	1.004	A BB	136475.	50.000	NGS	2.27
33	43	700	23:20	3	0.844	A BB	116596.	50.000	NGS	2.27
34	43	749	24:58	3	0.903	A BB	76076.	50.000	NGS	2.27
35	91	799	26:38	3	0.964	A BB	342273.	50.000	NGS	2.27
36	83	754	25:08	3	0.910	A BB	210048.	50.000	NGS	2.27
37	164	758	25:16	3	0.914	A BB	129427.	50.000	NGS	2.27
38	112	832	27:44	3	1.004	A BB	266884.	50.000	NGS	2.27
39	106	890	29:40	3	1.074	A BB	126971.	50.000	NGS	2.27
40	104	1004	33:28	3	1.211	A BB	237805.	50.000	NGS	2.27
41	106	1013	33:46	3	1.222	A BB	149726.	50.000	NGS	2.27
42	106	1041	34:42	3	1.256	A BB	290957.	100.000	NGS	4.55

No	Ret(L)	Ratio	RRT(L)	Ratio	Amnt	Amnt(L)	R.Fac	R.Fac(L)	Ratio
1	11:26	1.00	1.000	1.00	50.00	50.00	1.000	1.000	1.00
2	22:38	1.00	1.000	1.00	50.00	50.00	1.000	1.000	1.00
3	27:38	1.00	1.000	1.00	50.00	50.00	1.000	1.000	1.00
4	14:40	1.00	1.283	1.00	50.00	50.00	1.257	1.257	1.00
5	26:26	1.00	0.957	1.00	50.00	50.00	1.072	1.072	1.00
6	32:02	1.00	1.159	1.00	50.00	50.00	0.651	0.651	1.00
7	1:32	1.00	0.134	1.00	50.00	50.00	0.862	0.862	1.00
8	2:24	1.00	0.210	1.00	50.00	50.00	1.555	1.555	1.00
9	3:08	1.00	0.274	1.00	50.00	50.00	1.253	1.253	1.00
10	4:12	1.00	0.367	1.00	50.00	50.00	0.917	0.917	1.00
11	7:08	1.00	0.624	1.00	50.00	50.00	1.698	1.698	1.00
12	8:14	1.00	0.720	1.00	50.00	50.00	0.323	0.323	1.00

No	Ret(L)	Ratio	RRT(L)	Ratio	Amnt	Amnt(L)	R.Fac	R.Fac(L)	Ratio
13	9:10	1.00	0.802	1.00	50.00	50.00	3.088	3.088	1.00
14	10:56	1.00	0.956	1.00	50.00	50.00	1.144	1.144	1.00
15	12:22	1.00	1.082	1.00	50.00	50.00	2.617	2.617	1.00
16	13:18	1.00	1.163	1.00	100.00	100.00	1.439	1.439	1.00
17	13:56	1.00	1.219	1.00	50.00	50.00	2.783	2.783	1.00
18	14:46	1.00	1.292	1.00	50.00	50.00	1.561	1.561	1.00
19	14:48	1.00	1.294	1.00	50.00	50.00	0.640	0.640	1.00
20	16:02	1.00	0.708	1.00	50.00	50.00	0.347	0.347	1.00
21	16:26	1.00	0.726	1.00	50.00	50.00	0.420	0.420	1.00
22	16:52	1.00	0.745	1.00	50.00	50.00	0.673	0.673	1.00
23	17:06	1.00	0.756	1.00	50.00	50.00	0.598	0.598	1.00
24	18:30	1.00	0.817	1.00	50.00	50.00	0.479	0.479	1.00
25	18:48	1.00	0.831	1.00	50.00	50.00	0.483	0.483	1.00
26	19:24	1.00	0.857	1.00	50.00	50.00	0.466	0.466	1.00
27	19:56	1.00	0.881	1.00	50.00	50.00	1.067	1.067	1.00
28	19:58	1.00	0.882	1.00	50.00	50.00	0.600	0.600	1.00
29	20:06	1.00	0.888	1.00	50.00	50.00	0.413	0.413	1.00
30	20:08	1.00	0.890	1.00	50.00	50.00	0.417	0.417	1.00
31	21:18	1.00	0.941	1.00	50.00	50.00	0.230	0.230	1.00
32	22:44	1.00	1.004	1.00	50.00	50.00	0.485	0.485	1.00
33	23:20	1.00	0.844	1.00	50.00	50.00	0.459	0.459	1.00
34	24:58	1.00	0.903	1.00	50.00	50.00	0.300	0.300	1.00
35	26:38	1.00	0.964	1.00	50.00	50.00	1.348	1.348	1.00
36	25:08	1.00	0.910	1.00	50.00	50.00	0.827	0.827	1.00
37	25:16	1.00	0.914	1.00	50.00	50.00	0.510	0.510	1.00
38	27:44	1.00	1.004	1.00	50.00	50.00	1.051	1.051	1.00
39	29:40	1.00	1.074	1.00	50.00	50.00	0.500	0.500	1.00
40	33:28	1.00	1.211	1.00	50.00	50.00	0.937	0.937	1.00
41	33:46	1.00	1.222	1.00	50.00	50.00	0.590	0.590	1.00
42	34:42	1.00	1.256	1.00	100.00	100.00	0.573	0.573	1.00

DATA FROM FILE: D4099 SCANS 30 TO 1100 ACQUIRED: 01/26/93 16:40:00
CALI: D4099 #2

SAMPLE: VSTD100
CONDS.: 5MLS,INST FIN D

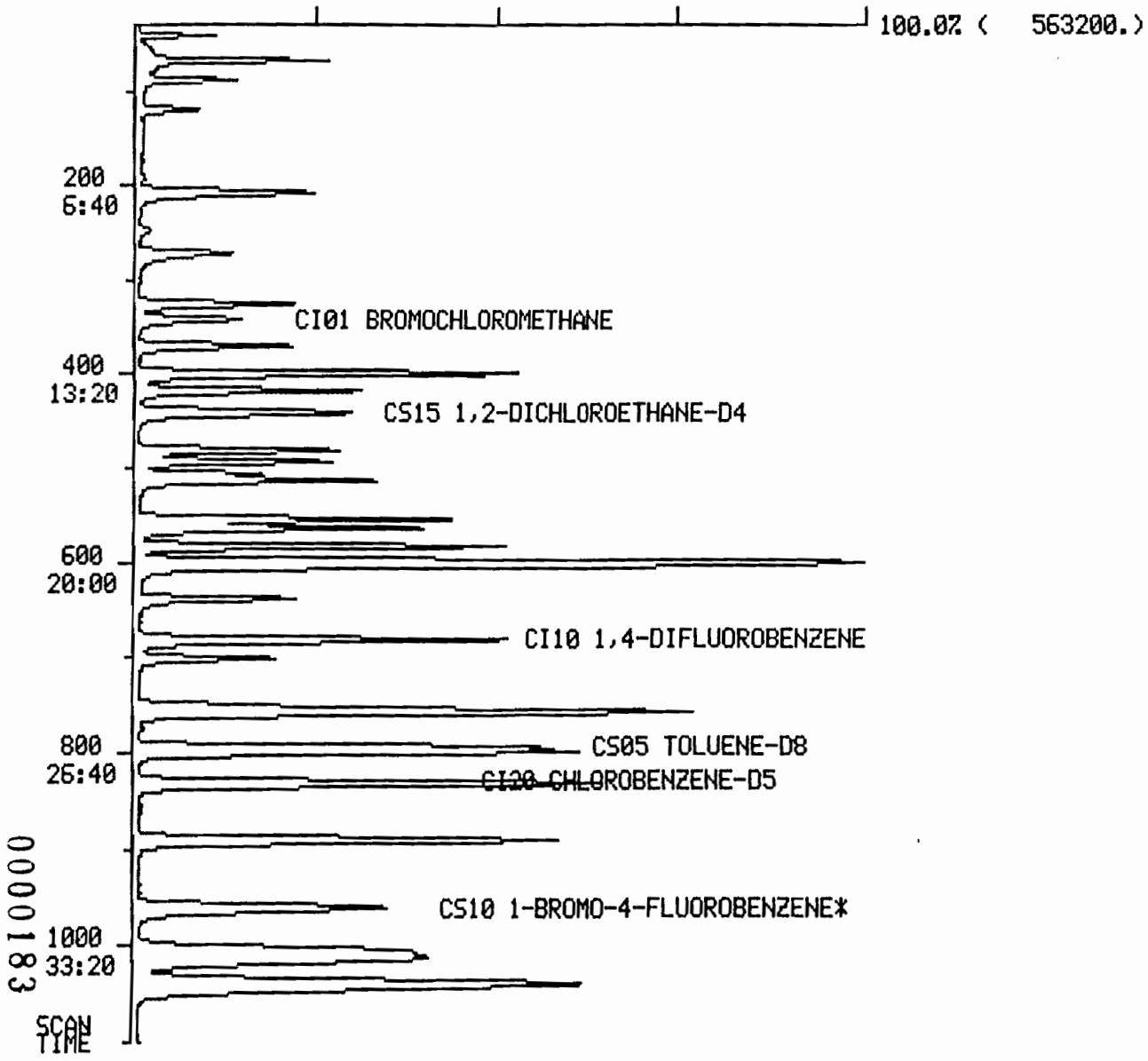

00001183

Quantitation Report File: D4099

Data: D4099.TI
01/26/93 16:40:00
Sample: VSTD100
Conds.: 5MLS,INST FIN D
Formula: - Instrument: 1050 Weight: 0.004
Submitted by: NEI Analyst: VC Acct. No.: -

AMOUNT=AREA * REF AMNT/(REF AREA * RESP FACT)
Resp. fac. from Library Entry

No	Name
1	CI01 BROMOCHLOROMETHANE
2	CI10 1,4-DIFLUOROBENZENE
3	CI20 CHLOROBENZENE-D5
4	CS15 1,2-DICHLOROETHANE-D4
5	CS05 TOLUENE-D8
6	CS10 1-BROMO-4-FLUOROBENZENE*
7	C010 CHLOROMETHANE
8	C015 BROMOMETHANE*
9	C020 VINYL CHLORIDE*
10	C025 CHLOROETHANE
11	C030 METHYLENE CHLORIDE
12	C035 ACETONE
13	C040 CARBON DISULFIDE
14	C045 1,1-DICHLOROETHENE *
15	C050 1,1-DICHLOROETHANE*
16	C053 1,2-DICHLOROETHENE (TOTAL)
17	C060 CHLOROFORM *
18	C065 1,2-DICHLOROETHANE*
19	C110 2-BUTANONE
20	C115 1,1,1-TRICHLOROETHANE*
21	C120 CARBON TETRACHLORIDE*
22	C125 VINYL ACETATE
23	C130 BROMODICHLOROMETHANE*
24	C140 1,2-DICHLOROPROPANE
25	C143 CIS-1,3-DICHLOROPROPENE*
26	C150 TRICHLOROETHENE*
27	C165 BENZENE*
28	C155 DIBROMOCHLOROMETHANE*
29	C160 1,1,2-TRICHLOROETHANE*
30	C172 TRANS-1,3-DICHLOROPROPENE*
31	C175 2-CHLOROETHYL VINYL ETHER
32	C180 BROMOFORM **
33	C205 4-METHYL-2-PENTANONE
34	C210 2-HEXANONE
35	C230 TOLUENE *
36	C225 1,1,2,2-TETRACHLOROETHANE*
37	C220 TETRACHLOROETHENE*
38	C235 CHLOROBENZENE*
39	C240 ETHYLBENZENE *
40	C245 STYRENE*
41	C250 M-XYLENE*
42	C255 P + O-XYLENE

No	m/z	Scan	Time	Ref	RRT	Meth	Area(Hght)	Amount		%Tot
1	128	341	11:22	1	1.000	A BB	74446.	50.000	NGS	1.22
2	114	679	22:38	2	1.000	A BB	358446.	50.000	NGS	1.22
3	117	828	27:36	3	1.000	A BB	291259.	50.000	NGS	1.22
4	65	438	14:36	1	1.284	A BB	181821.	97.174	NGS	2.38
5	98	792	26:24	3	0.957	A BB	622266.	99.624	NGS	2.44
6	95	961	32:02	3	1.161	A BB	374803.	98.884	NGS	2.42
7	50	40	1:20	1	0.117	A BB	127029.	98.970	NGS	2.42
8	94	67	2:14	1	0.196	A BB	235345.	101.656	NGS	2.49
9	62	88	2:56	1	0.258	A BB	187423.	100.427	NGS	2.46
10	64	119	3:58	1	0.349	A BB	132690.	97.197	NGS	2.38
11	84	206	6:52	1	0.604	A BB	217850.	86.192	NGS	2.11
12	43	246	8:12	1	0.721	A BB	44137.	91.672	NGS	2.24
13	76	269	8:58	1	0.789	A BB	435534.	94.733	NGS	2.32
14	96	324	10:48	1	0.950	A BB	163411.	95.939	NGS	2.35
15	63	369	12:18	1	1.082	A BB	374931.	96.238	NGS	2.35
16	96	397	13:14	1	1.164	A BB	387867.	181.078	NGS	4.43
17	83	416	13:52	1	1.220	A BB	375391.	90.591	NGS	2.22
18	62	441	14:42	1	1.293	A BB	214947.	92.510	NGS	2.26
19	43	442	14:44	1	1.296	A BB	95800.	100.586	NGS	2.46
20	97	479	15:58	2	0.705	A BB	224461.	90.187	NGS	2.21
21	117	491	16:22	2	0.723	A VB	257293.	85.378	NGS	2.09
22	43	505	16:50	2	0.744	A BB	423134.	87.703	NGS	2.15
23	83	512	17:04	2	0.754	A BB	359944.	83.980	NGS	2.05
24	63	554	18:28	2	0.816	A BB	322841.	93.998	NGS	2.30
25	75	562	18:44	2	0.828	A VB	372636.	107.559	NGS	2.63
26	130	581	19:22	2	0.856	A BV	305015.	91.215	NGS	2.23
27	78	597	19:54	2	0.879	A BB	710782.	92.959	NGS	2.27
28	129	598	19:56	2	0.881	A BB	396249.	92.085	NGS	2.25
29	97	602	20:04	2	0.887	A VB	263698.	89.138	NGS	2.18
30	75	603	20:06	2	0.888	A BB	300573.	100.649	NGS	2.46
31	63	638	21:16	2	0.940	A BB	162567.	98.774	NGS	2.42
32	173	681	22:42	2	1.003	A BB	326822.	94.026	NGS	2.30
33	43	699	23:18	3	0.844	A BB	286750.	107.168	NGS	2.62
34	43	748	24:56	3	0.903	A BB	180613.	103.454	NGS	2.53
35	91	798	26:36	3	0.964	A BB	779619.	99.256	NGS	2.43
36	83	754	25:08	3	0.911	A BB	465492.	96.569	NGS	2.36
37	164	758	25:16	3	0.915	A BB	308777.	103.960	NGS	2.54
38	112	832	27:44	3	1.005	A BB	581509.	94.947	NGS	2.32
39	106	890	29:40	3	1.075	A BB	306640.	105.237	NGS	2.57
40	104	1004	33:28	3	1.213	A BB	547216.	100.273	NGS	2.45
41	106	1013	33:46	3	1.223	A BB	336427.	97.912	NGS	2.40
42	106	1040	34:40	3	1.256	A BB	661432.	198.122	NGS	4.85

No	Ret(L)	Ratio	RRT(L)	Ratio	Amnt	Amnt(L)	R.Fac	R.Fac(L)	Ratio
1	11:26	0.99	1.000	1.00	50.00	50.00	1.000	1.000	1.00
2	22:38	1.00	1.000	1.00	50.00	50.00	1.000	1.000	1.00
3	27:38	1.00	1.000	1.00	50.00	50.00	1.000	1.000	1.00
4	14:40	1.00	1.283	1.00	97.17	100.00	1.221	1.257	0.97
5	26:26	1.00	0.957	1.00	99.62	100.00	1.068	1.072	1.00
6	32:02	1.00	1.159	1.00	98.88	100.00	0.643	0.651	0.99
7	1:32	0.87	0.134	0.87	98.97	100.00	0.853	0.862	0.99
8	2:24	0.93	0.210	0.94	101.66	100.00	1.581	1.555	1.02
9	3:08	0.94	0.274	0.94	100.43	100.00	1.259	1.253	1.00
10	4:12	0.94	0.367	0.95	97.20	100.00	0.891	0.917	0.97
11	7:08	0.96	0.624	0.97	86.19	100.00	1.463	1.698	0.86
12	8:14	1.00	0.720	1.00	91.67	100.00	0.296	0.323	0.92

No	Ret(L)	Ratio	RRT(L)	Ratio	Amnt	Amnt(L)	R.Fac	R.Fac(L)	Ratio
13	9:10	0.98	0.802	0.98	94.73	100.00	2.925	3.088	0.95
14	10:56	0.99	0.956	0.99	95.94	100.00	1.098	1.144	0.96
15	12:22	0.99	1.082	1.00	96.24	100.00	2.518	2.617	0.96
16	13:18	0.99	1.163	1.00	181.08	200.00	1.303	1.439	0.91
17	13:56	1.00	1.219	1.00	90.59	100.00	2.521	2.783	0.91
18	14:46	1.00	1.292	1.00	92.51	100.00	1.444	1.561	0.93
19	14:48	1.00	1.294	1.00	100.59	100.00	0.643	0.640	1.01
20	16:02	1.00	0.708	1.00	90.19	100.00	0.313	0.347	0.90
21	16:26	1.00	0.726	1.00	85.38	100.00	0.359	0.420	0.85
22	16:52	1.00	0.745	1.00	87.70	100.00	0.590	0.673	0.88
23	17:06	1.00	0.756	1.00	83.98	100.00	0.502	0.598	0.84
24	18:30	1.00	0.817	1.00	94.00	100.00	0.450	0.479	0.94
25	18:48	1.00	0.831	1.00	107.56	100.00	0.520	0.483	1.08
26	19:24	1.00	0.857	1.00	91.22	100.00	0.425	0.466	0.91
27	19:56	1.00	0.881	1.00	92.96	100.00	0.991	1.067	0.93
28	19:58	1.00	0.882	1.00	92.09	100.00	0.553	0.600	0.92
29	20:06	1.00	0.888	1.00	89.14	100.00	0.368	0.413	0.89
30	20:08	1.00	0.890	1.00	100.65	100.00	0.419	0.417	1.01
31	21:18	1.00	0.941	1.00	98.77	100.00	0.227	0.230	0.99
32	22:44	1.00	1.004	1.00	94.03	100.00	0.456	0.485	0.94
33	23:20	1.00	0.844	1.00	107.17	100.00	0.492	0.459	1.07
34	24:58	1.00	0.903	1.00	103.45	100.00	0.310	0.300	1.03
35	26:38	1.00	0.964	1.00	99.26	100.00	1.338	1.348	0.99
36	25:08	1.00	0.910	1.00	96.57	100.00	0.799	0.827	0.97
37	25:16	1.00	0.914	1.00	103.96	100.00	0.530	0.510	1.04
38	27:44	1.00	1.004	1.00	94.95	100.00	0.998	1.051	0.95
39	29:40	1.00	1.074	1.00	105.24	100.00	0.526	0.500	1.05
40	33:28	1.00	1.211	1.00	100.27	100.00	0.939	0.937	1.00
41	33:46	1.00	1.222	1.00	97.91	100.00	0.578	0.590	0.98
42	34:42	1.00	1.256	1.00	198.12	200.00	0.568	0.573	0.99

DATA FROM FILE: D4100 SCANS 30 TO 1100 ACQUIRED: 01/26/93 17:27:00
CALI: D4100 #2

SAMPLE: VSTD200
CONDS.: 5MLS,INST FIN D

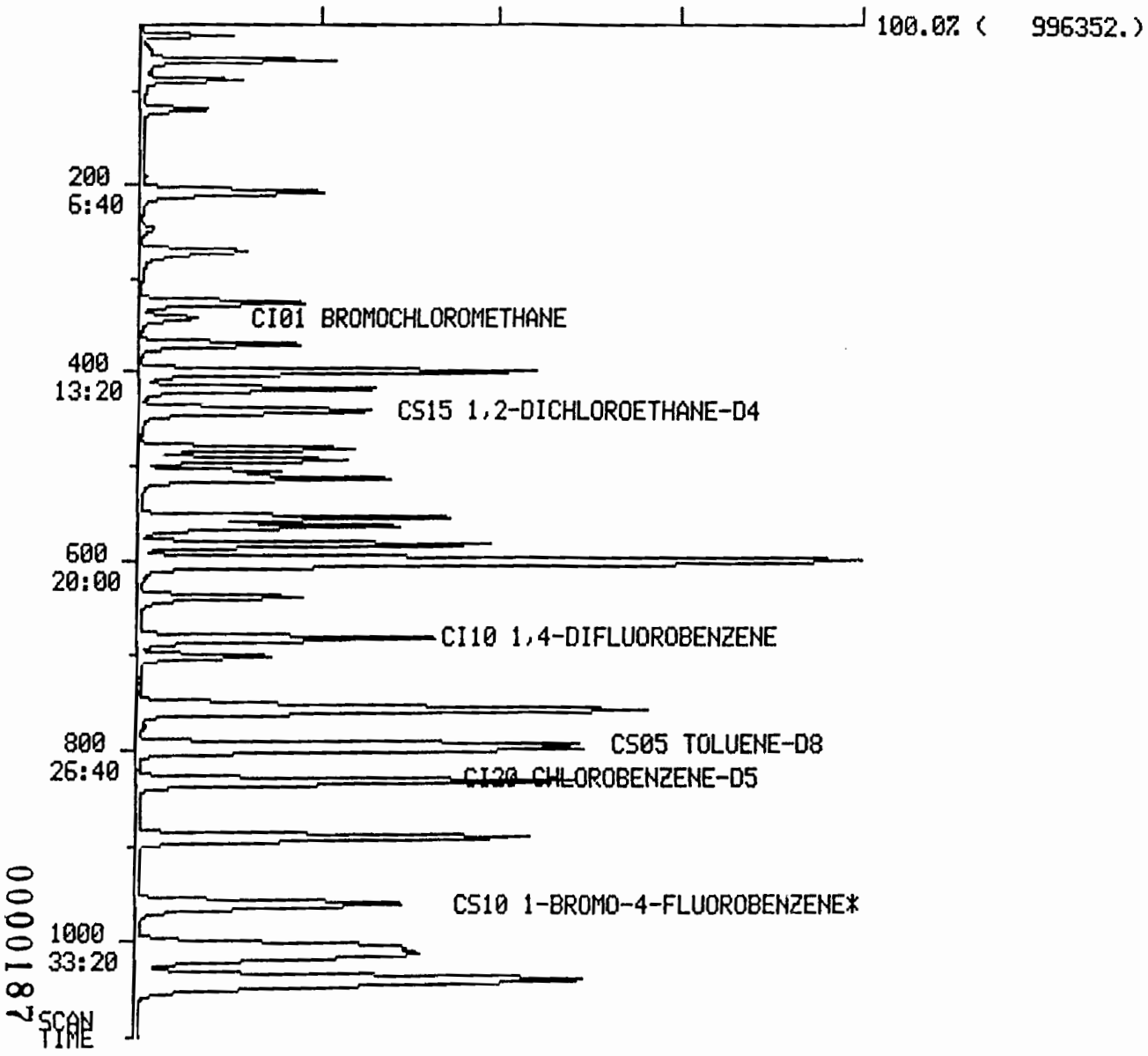

00001187

Quantitation Report File: D4100

Data: D4100.TI
01/26/93 17:27:00
Sample: VSTD200
Conds.: 5MLS,INST FIN D
Formula: - Instrument: 1050 Weight: 0.004
Submitted by: NEI Analyst: KS Acct. No.: -

AMOUNT=AREA * REF AMNT/(REF AREA * RESP FACT)
Resp. fac. from Library Entry

No	Name
1	CI01 BROMOCHLOROMETHANE
2	CI10 1,4-DIFLUOROBENZENE
3	CI20 CHLOROBENZENE-D5
4	CS15 1,2-DICHLOROETHANE-D4
5	CS05 TOLUENE-D8
6	CS10 1-BROMO-4-FLUOROBENZENE*
7	C010 CHLOROMETHANE
8	C015 BROMOMETHANE*
9	C020 VINYL CHLORIDE*
10	C025 CHLOROETHANE
11	C030 METHYLENE CHLORIDE
12	C035 ACETONE
13	C040 CARBON DISULFIDE
14	C045 1,1-DICHLOROETHENE *
15	C050 1,1-DICHLOROETHANE*
16	C053 1,2-DICHLOROETHENE (TOTAL)
17	C060 CHLOROFORM *
18	C065 1,2-DICHLOROETHANE*
19	C110 2-BUTANONE
20	C115 1,1,1-TRICHLOROETHANE*
21	C120 CARBON TETRACHLORIDE*
22	C125 VINYL ACETATE
23	C130 BROMODICHLOROMETHANE*
24	C140 1,2-DICHLOROPROPANE
25	C143 CIS-1,3-DICHLOROPROPENE*
26	C150 TRICHLOROETHENE*
27	C165 BENZENE*
28	C155 DIBROMOCHLOROMETHANE*
29	C160 1,1,2-TRICHLOROETHANE*
30	C172 TRANS-1,3-DICHLOROPROPENE*
31	C175 2-CHLOROETHYL VINYL ETHER
32	C180 BROMOFORM **
33	C205 4-METHYL-2-PENTANONE
34	C210 2-HEXANONE
35	C230 TOLUENE *
36	C225 1,1,2,2-TETRACHLOROETHANE*
37	C220 TETRACHLOROETHENE*
38	C235 CHLOROBENZENE*
39	C240 ETHYLBENZENE *
40	C245 STYRENE*
41	C250 M-XYLENE*
42	C255 P + O-XYLENE

No	m/z	Scan	Time	Ref	RRT	Meth	Area(Hght)	Amount		%Tot
1	128	341	11:22	1	1.000	A BB	73547.	50.000	NGS	0.66
2	114	679	22:38	2	1.000	A BB	322805.	50.000	NGS	0.66
3	117	829	27:38	3	1.000	A BB	278811.	50.000	NGS	0.66
4	65	438	14:36	1	1.284	A BB	351556.	190.186	NGS	2.50
5	98	792	26:24	3	0.955	A BB	1187500.	198.605	NGS	2.61
6	95	961	32:02	3	1.159	A BB	692152.	190.764	NGS	2.51
7	50	40	1:20	1	0.117	A BB	257765.	203.283	NGS	2.67
8	94	67	2:14	1	0.196	A BB	430967.	188.429	NGS	2.48
9	62	88	2:56	1	0.258	A BB	357299.	193.793	NGS	2.55
10	64	119	3:58	1	0.349	A BB	238848.	177.097	NGS	2.33
11	84	206	6:52	1	0.604	A BB	387770.	155.296	NGS	2.04
12	43	245	8:10	1	0.718	A BB	80661.	169.579	NGS	2.23
13	76	269	8:58	1	0.789	A BB	821456.	180.858	NGS	2.38
14	96	325	10:50	1	0.953	A BB	300274.	178.447	NGS	2.35
15	63	369	12:18	1	1.082	A BB	689732.	179.206	NGS	2.36
16	96	397	13:14	1	1.164	A BB	718244.	339.414	NGS	4.46
17	83	416	13:52	1	1.220	A BB	694576.	169.667	NGS	2.23
18	62	441	14:42	1	1.293	A BB	382979.	166.844	NGS	2.19
19	43	442	14:44	1	1.296	A BB	172990.	183.852	NGS	2.42
20	97	480	16:00	2	0.707	A BB	442588.	197.464	NGS	2.60
21	117	492	16:24	2	0.725	A VB	473386.	174.427	NGS	2.29
22	43	504	16:48	2	0.742	A BB	838369.	192.954	NGS	2.54
23	83	512	17:04	2	0.754	A BB	655209.	169.748	NGS	2.23
24	63	554	18:28	2	0.816	A BB	562071.	181.720	NGS	2.39
25	75	563	18:46	2	0.829	A BB	632561.	202.745	NGS	2.67
26	130	582	19:24	2	0.857	A BV	518958.	172.331	NGS	2.27
27	78	597	19:54	2	0.879	A BB	1220610.	177.263	NGS	2.33
28	129	598	19:56	2	0.881	A BB	681794.	175.937	NGS	2.31
29	97	602	20:04	2	0.887	A VB	442723.	166.178	NGS	2.18
30	75	603	20:06	2	0.888	A BB	545515.	202.839	NGS	2.67
31	63	638	21:16	2	0.940	A BB	299733.	202.223	NGS	2.66
32	173	681	22:42	2	1.003	A BB	561377.	179.340	NGS	2.36
33	43	699	23:18	3	0.843	A BB	492633.	192.333	NGS	2.53
34	43	748	24:56	3	0.902	A BB	319862.	191.395	NGS	2.52
35	91	798	26:36	3	0.963	A BB	1352700.	179.906	NGS	2.36
36	83	754	25:08	3	0.910	A BB	766443.	166.103	NGS	2.18
37	164	758	25:16	3	0.914	A BB	510394.	179.513	NGS	2.36
38	112	832	27:44	3	1.004	A BB	1035920.	176.694	NGS	2.32
39	106	890	29:40	3	1.074	A BB	511810.	183.493	NGS	2.41
40	104	1003	33:26	3	1.210	A BB	951250.	182.091	NGS	2.39
41	106	1013	33:46	3	1.222	A BB	586440.	178.296	NGS	2.34
42	106	1040	34:40	3	1.255	A BB	1172700.	366.947	NGS	4.82

No	Ret(L)	Ratio	RRT(L)	Ratio	Amnt	Amnt(L)	R.Fac	R.Fac(L)	Ratio
1	11:26	0.99	1.000	1.00	50.00	50.00	1.000	1.000	1.00
2	22:38	1.00	1.000	1.00	50.00	50.00	1.000	1.000	1.00
3	27:38	1.00	1.000	1.00	50.00	50.00	1.000	1.000	1.00
4	14:40	1.00	1.283	1.00	190.19	200.00	1.195	1.257	0.95
5	26:26	1.00	0.957	1.00	198.61	200.00	1.065	1.072	0.99
6	32:02	1.00	1.159	1.00	190.76	200.00	0.621	0.651	0.95
7	1:32	0.87	0.134	0.87	203.28	200.00	0.876	0.862	1.02
8	2:24	0.93	0.210	0.94	188.43	200.00	1.465	1.555	0.94
9	3:08	0.94	0.274	0.94	193.79	200.00	1.215	1.253	0.97
10	4:12	0.94	0.367	0.95	177.10	200.00	0.812	0.917	0.89
11	7:08	0.96	0.624	0.97	155.30	200.00	1.318	1.698	0.78
12	8:14	0.99	0.720	1.00	169.58	200.00	0.274	0.323	0.85

No	Ret(L)	Ratio	RRT(L)	Ratio	Amnt	Amnt(L)	R.Fac	R.Fac(L)	Ratio
13	9:10	0.98	0.802	0.98	180.86	200.00	2.792	3.088	0.90
14	10:56	0.99	0.956	1.00	178.45	200.00	1.021	1.144	0.89
15	12:22	0.99	1.082	1.00	179.21	200.00	2.345	2.617	0.90
16	13:18	0.99	1.163	1.00	339.41	400.00	1.221	1.439	0.85
17	13:56	1.00	1.219	1.00	169.67	200.00	2.361	2.783	0.85
18	14:46	1.00	1.292	1.00	166.84	200.00	1.302	1.561	0.83
19	14:48	1.00	1.294	1.00	183.85	200.00	0.588	0.640	0.92
20	16:02	1.00	0.708	1.00	197.46	200.00	0.343	0.347	0.99
21	16:26	1.00	0.726	1.00	174.43	200.00	0.367	0.420	0.87
22	16:52	1.00	0.745	1.00	192.95	200.00	0.649	0.673	0.96
23	17:06	1.00	0.756	1.00	169.75	200.00	0.507	0.598	0.85
24	18:30	1.00	0.817	1.00	181.72	200.00	0.435	0.479	0.91
25	18:48	1.00	0.831	1.00	202.74	200.00	0.490	0.483	1.01
26	19:24	1.00	0.857	1.00	172.33	200.00	0.402	0.466	0.86
27	19:56	1.00	0.881	1.00	177.26	200.00	0.945	1.067	0.89
28	19:58	1.00	0.882	1.00	175.94	200.00	0.528	0.600	0.88
29	20:06	1.00	0.888	1.00	166.18	200.00	0.343	0.413	0.83
30	20:08	1.00	0.890	1.00	202.84	200.00	0.422	0.417	1.01
31	21:18	1.00	0.941	1.00	202.22	200.00	0.232	0.230	1.01
32	22:44	1.00	1.004	1.00	179.34	200.00	0.435	0.485	0.90
33	23:20	1.00	0.844	1.00	192.33	200.00	0.442	0.459	0.96
34	24:58	1.00	0.903	1.00	191.39	200.00	0.287	0.300	0.96
35	26:38	1.00	0.964	1.00	179.91	200.00	1.213	1.348	0.90
36	25:08	1.00	0.910	1.00	166.10	200.00	0.687	0.827	0.83
37	25:16	1.00	0.914	1.00	179.51	200.00	0.458	0.510	0.90
38	27:44	1.00	1.004	1.00	176.69	200.00	0.929	1.051	0.88
39	29:40	1.00	1.074	1.00	183.49	200.00	0.459	0.500	0.92
40	33:28	1.00	1.211	1.00	182.09	200.00	0.853	0.937	0.91
41	33:46	1.00	1.222	1.00	178.30	200.00	0.526	0.590	0.89
42	34:42	1.00	1.256	1.00	366.95	400.00	0.526	0.573	0.92

DATA FROM FILE: G0961 SCANS 200 TO 1950 ACQUIRED: 02/17/93 2:22:00
CALI: G0961 #2

SAMPLE: VSTD010
CONDS.: 5G/5MLS,INST.G

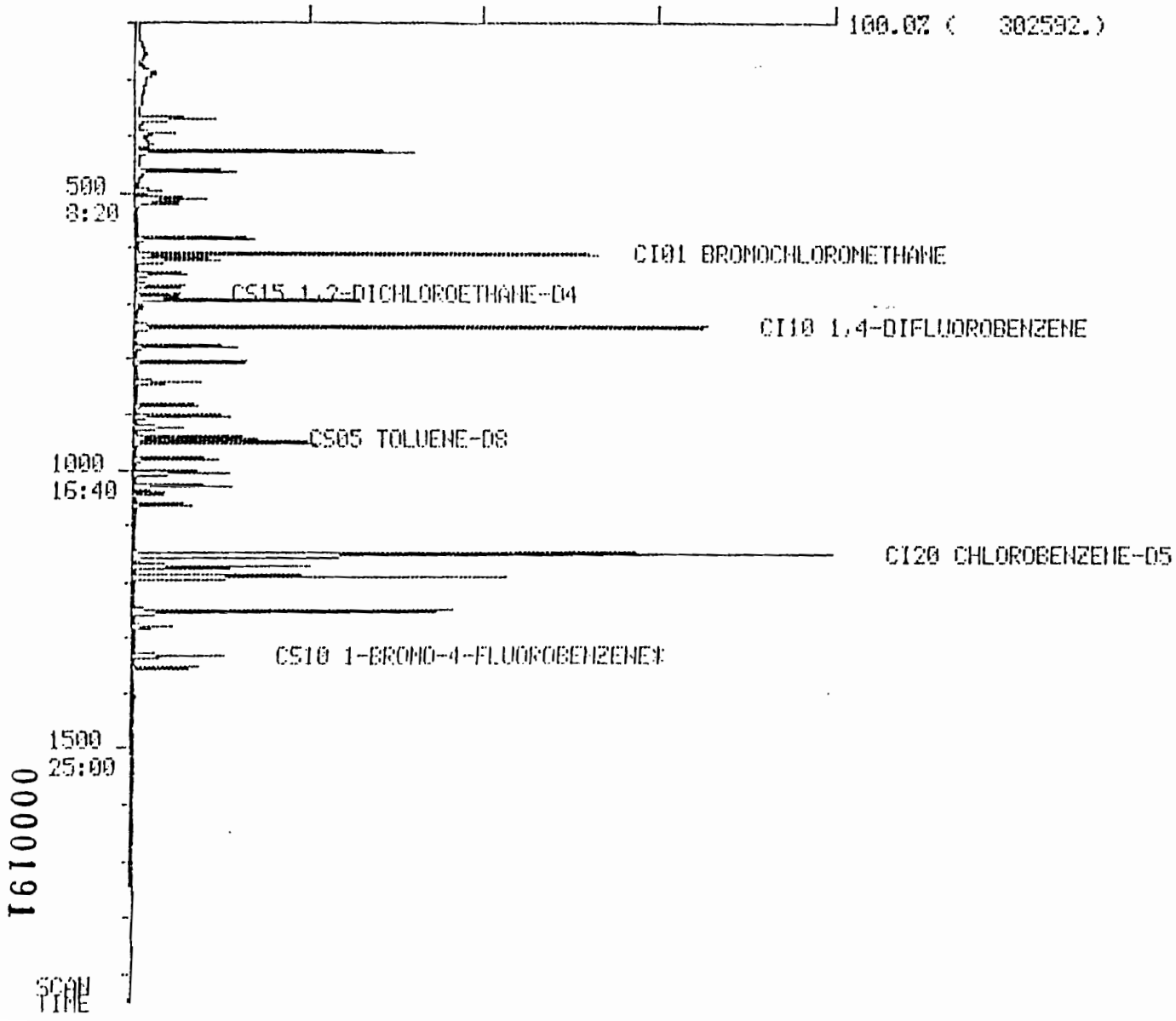

0000191

Quantitation Report File: G0961

Data: G0961.TI
2/17/93 2:22:00
Sample: VSTD010
Conds.: 5G/5MLS,INST.G
Formula: ' Instrument: 1050 Weight: 0.006
Submitted by: NEI Analyst: NS Acct. No.: -

MOUNT=AREA * REF AMNT/(REF AREA * RESP FACT)
Resp. fac. from Library Entry

No	Name
1	CI01 BROMOCHLOROMETHANE
2	CI10 1,4-DIFLUOROBENZENE
3	CI20 CHLOROBENZENE-D5
4	CS15 1,2-DICHLOROETHANE-D4
5	CS05 TOLUENE-D8
6	CS10 1-BROMO-4-FLUOROBENZENE*
7	C010 CHLOROMETHANE
8	C015 BROMOMETHANE *
9	C020 VINYL CHLORIDE *
10	C025 CHLOROETHANE
11	C030 METHYLENE CHLORIDE
12	C035 ACETONE
13	C040 CARBON DISULFIDE
14	C045 1,1-DICHLOROETHENE *
15	C050 1,1-DICHLOROETHANE *
16	C053 TRANS,1-2-DICHLOROETHENE
17	C060 CHLOROFORM *
18	C065 1,2-DICHLOROETHANE *
19	C110 2-BUTANONE
20	C055 CIS-1,2-DICHLOROETHENE
21	C115 1,1,1-TRICHLOROETHANE *
22	C120 CARBON TETRACHLORIDE *
23	C125 VINYL ACETATE
24	C130 BROMODICHLOROMETHANE *
25	C140 1,2-DICHLOROPROPANE
26	C143 CIS-1,3-DICHLOPROPENE *
27	C150 TRICHLOROETHENE *
28	C165 BENZENE *
29	C155 DIBROMOCHLOROMETHANE *
30	C160 1,1,2-TRICHLOROETHANE *
31	C172 TRANS-1,3-DICHLOROPROPENE *
32	C175 2-CHLOROETHYL VINYL ETHER
33	C180 BROMOFORM *
34	C205 4-METHYL-2-PENTANONE
35	C210 2-HEXANONE
36	C230 TOLUENE *
37	C225 1,1,2,2-TETRACHLOROETHANE *
38	C220 TETRACHLOROETHENE *
39	C235 CHLOROBENZENE *
40	C240 ETHYLBENZENE *
41	C245 STYRENE *
42	C250 M+P-XYLENE
43	C255 O-XYLENE *

No	m/z	Scan	Time	Ref	RRT	Meth	Area(Hght)	Amount		%Tot
1	128	608	10:08	1	1.000	A BB	96750.	50.000	NGS	8.81
2	114	739	12:19	2	1.000	A BB	460439.	50.000	NGS	8.81
3	117	1149	19:09	3	1.000	A BB	382918.	50.000	NGS	8.81
4	65	681	11:21	1	1.120	A BB	23866.	9.471	NGS	1.67
5	98	939	15:39	3	0.817	A BB	85209.	9.465	NGS	1.67
6	95	1330	22:10	3	1.158	A BB	36575.	9.982	NGS	1.76
7	50	230	3:50	1	0.378	A BB	15632.	7.722	NGS	1.36
8	94	289	4:49	1	0.475	A BB	47632.	14.436	NGS	2.54
9	62	255	4:15	1	0.419	A BB	35785.	11.522	NGS	2.03
10	64	311	5:11	1	0.512	A BV	16728.	9.237	NGS	1.63
11	84	424	7:04	1	0.697	A BB	81191.	15.304	NGS	2.70
12	43	372	6:12	1	0.612	A BB	27885.	17.315	NGS	3.05
13	76	392	6:32	1	0.645	A BB	32752.	6.057	NGS	1.07
14	96	367	6:07	1	0.604	A BB	24520.	8.134	NGS	1.43
15	63	508	8:28	1	0.836	A BB	79443.	10.557	NGS	1.86
16	96	458	7:38	1	0.753	A BB	29060.	9.640	NGS	1.70
17	83	619	10:19	1	1.018	A BB	62401.	10.818	NGS	1.91
18	62	691	11:31	1	1.137	A BB	38779.	10.376	NGS	1.83
19	43	580	9:40	1	0.954	A BB	23797.	10.796	NGS	1.90
20	96	580	9:40	1	0.954	A BB	37158.	10.538	NGS	1.86
21	97	643	10:43	2	0.870	A BB	33732.	10.470	NGS	1.85
22	117	665	11:05	2	0.900	A BB	30921.	10.849	NGS	1.91
23	43	515	8:35	2	0.697	A BB	69928.	5.591	NGS	0.99
24	83	839	13:59	2	1.135	A BB	40824.	9.627	NGS	1.70
25	63	802	13:22	2	1.085	A BB	57579.	10.013	NGS	1.76
26	75	978	16:18	2	1.323	A BB	40453.	8.805	NGS	1.55
27	130	774	12:54	2	1.047	A BB	33653.	10.921	NGS	1.92
28	78	690	11:30	2	0.934	A BB	138021.	10.565	NGS	1.86
29	129	1061	17:41	2	1.436	A BB	33232.	9.240	NGS	1.63
30	97	1004	16:44	2	1.359	A BB	30982.	9.900	NGS	1.74
31	75	901	15:01	2	1.219	A BB	51455.	9.166	NGS	1.62
32	63	881	14:41	2	1.192	A BB	26794.	9.326	NGS	1.64
33	173	1277	21:17	2	1.728	A BB	21952.	8.902	NGS	1.57
34	43	922	15:22	3	0.802	A BB	49644.	9.243	NGS	1.63
35	43	1041	17:21	3	0.906	A BB	29948.	8.810	NGS	1.55
36	91	949	15:49	3	0.826	A BB	132500.	10.597	NGS	1.87
37	83	1352	22:32	3	1.177	A BB	45545.	9.482	NGS	1.67
38	164	1028	17:08	3	0.895	A BB	25113.	11.276	NGS	1.99
39	112	1153	19:13	3	1.003	A BB	85954.	10.407	NGS	1.83
40	106	1170	19:30	3	1.018	A BB	42902.	10.843	NGS	1.91
41	104	1251	20:51	3	1.089	A BB	90134.	10.184	NGS	1.80
42	106	1189	19:49	3	1.035	A BB	109388.	21.349	NGS	3.76
43	106	1249	20:49	3	1.087	A BB	52046.	10.429	NGS	1.84

No	Ret(L)	Ratio	RRT(L)	Ratio	Amnt	Amnt(L)	R.Fac	R.Fac(L)	Ratio
1	10:14	0.99	1.000	1.00	50.00	50.00	1.000	1.000	1.00
2	12:25	0.99	1.000	1.00	50.00	50.00	1.000	1.000	1.00
3	19:14	1.00	1.000	1.00	50.00	50.00	1.000	1.000	1.00
4	11:27	0.99	1.119	1.00	9.47	10.00	1 233	1.302	0.95
5	15:45	0.99	0.819	1.00	9.47	10.00	1.113	1.175	0.95
6	22:15	1.00	1.157	1.00	9.98	10.00	0.478	0.478	1.00
7	3:57	0.97	0.386	0.98	7.72	10.00	0.808	1.046	0.77
8	4:56	0.98	0.482	0.99	14.44	10.00	2.462	1.705	1.44
9	4:12	1.01	0.410	1.02	11.52	10.00	1.849	1.605	1.15
10	5:19	0.97	0.520	0.98	9.24	10.00	0.864	0.936	0.92
11	7:10	0.99	0.700	1.00	15.30	10.00	4.196	2.742	1.53

No	Ret(L)	Ratio	RRT(L)	Ratio	Amnt	Amnt(L)	R.Fac	R.Fac(L)	Ratio
12	6:19	0.98	0.617	0.99	17.31	10.00	1.441	0.832	1.73
13	6:38	0.98	0.648	0.99	6.06	10.00	1.693	2.794	0.61
14	6:13	0.98	0.607	0.99	8.13	10.00	1.267	1.558	0.81
15	8:34	0.99	0.837	1.00	10.56	10.00	4.106	3.889	1.06
16	7:38	1.00	0.607	1.24	9.64	10.00	1.502	1.558	0.96
17	10:25	0.99	1.018	1.00	10.82	10.00	3.225	2.981	1.08
18	11:36	0.99	1.134	1.00	10.38	10.00	2.004	1.931	1.04
19	9:46	0.99	0.954	1.00	10.80	10.00	1.230	1.139	1.08
20	9:45	0.99	0.953	1.00	10.54	10.00	1.920	1.822	1.05
21	10:49	0.99	0.871	1.00	10.47	10.00	0.366	0.350	1.05
22	11:11	0.99	0.901	1.00	10.85	10.00	0.336	0.309	1.08
23	8:41	0.99	0.699	1.00	5.59	10.00	0.759	1.358	0.56
24	14:05	0.99	1.134	1.00	9.63	10.00	0.443	0.460	0.96
25	13:28	0.99	1.085	1.00	10.01	10.00	0.625	0.624	1.00
26	16:24	0.99	1.321	1.00	8.80	10.00	0.439	0.499	0.88
27	13:00	0.99	1.047	1.00	10.92	10.00	0.365	0.335	1.09
28	11:36	0.99	0.934	1.00	10.56	10.00	1.499	1.419	1.06
29	17:46	1.00	1.431	1.00	9.24	10.00	0.361	0.391	0.92
30	16:49	1.00	1.354	1.00	9.90	10.00	0.336	0.340	0.99
31	15:06	0.99	1.216	1.00	9.17	10.00	0.559	0.610	0.92
32	14:46	0.99	1.189	1.00	9.33	10.00	0.291	0.312	0.93
33	21:22	1.00	1.721	1.00	8.90	10.00	0.238	0.268	0.89
34	15:27	0.99	0.803	1.00	9.24	10.00	0.648	0.701	0.92
35	17:26	1.00	0.906	1.00	8.81	10.00	0.391	0.444	0.88
36	15:54	0.99	0.827	1.00	10.60	10.00	1.730	1.633	1.06
37	22:37	1.00	1.176	1.00	9.48	10.00	0.595	0.627	0.95
38	17:13	1.00	0.895	1.00	11.28	10.00	0.328	0.291	1.13
39	19:18	1.00	1.003	1.00	10.41	10.00	1.122	1.078	1.04
40	19:36	0.99	1.019	1.00	10.84	10.00	0.560	0.517	1.08
41	20:56	1.00	1.088	1.00	10.18	10.00	1.177	1.156	1.02
42	19:54	1.00	1.035	1.00	21.35	20.00	0.714	0.669	1.07
43	20:54	1.00	1.087	1.00	10.43	10.00	0.680	0.652	1.04

DATA FROM FILE: G0963 SCANS 200 TO 1950 ACQUIRED: 02/17/93 3:49:00
CALI: G0963 #2

SAMPLE: VSTD020
CONDS.: 5G/5MLS,INST.G

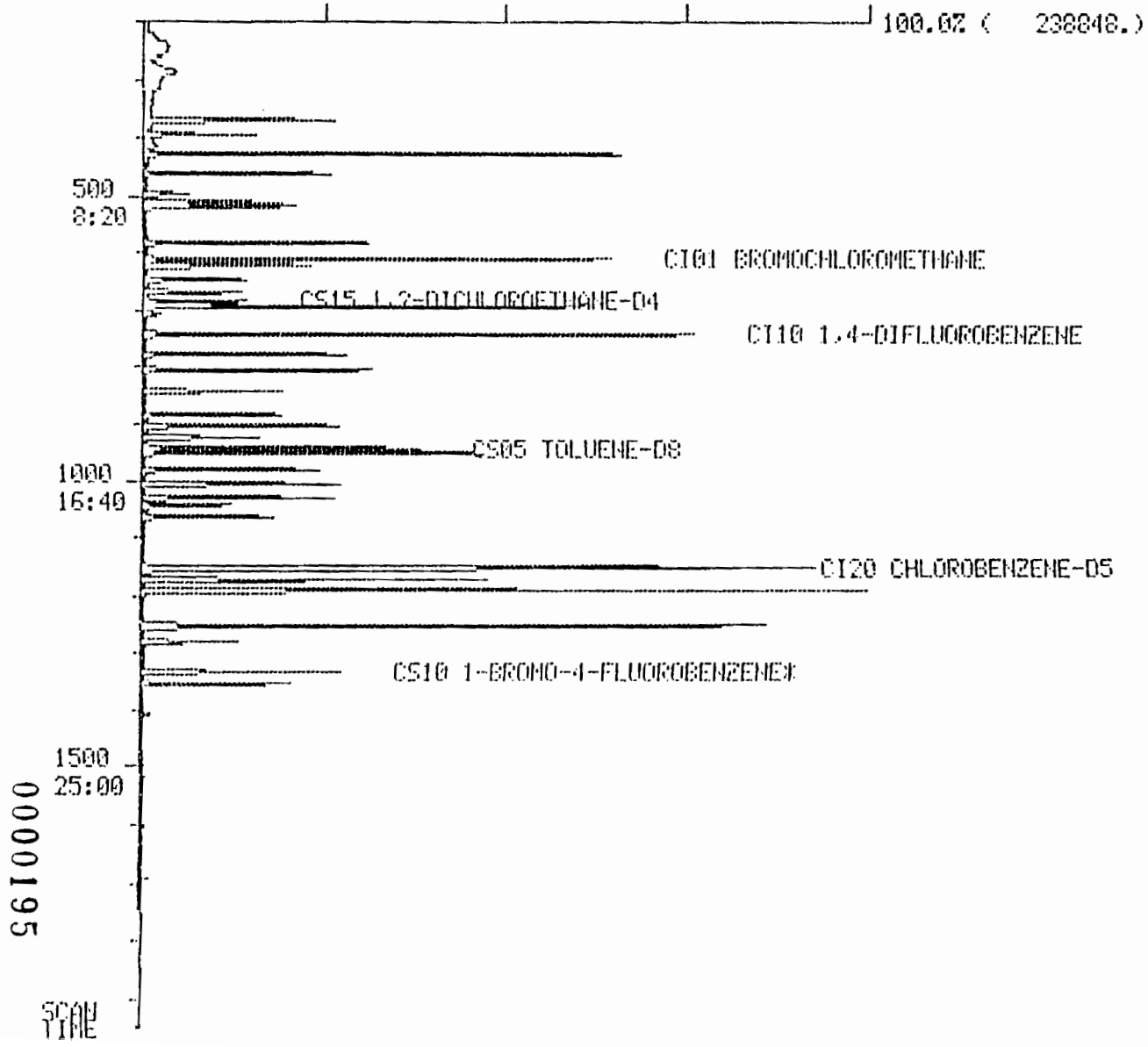

0000195

Quantitation Report File: G0963

ata: G0963.TI
2/17/93 3:49:00
Sample: VSTD020
onds.: 5G/5MLS, INST. G
ormula: ' Instrument: 1050 Weight: 0.006
Submitted by: NEI Analyst: NS Acct. No.: -

MOUNT=AREA * REF AMNT/(REF AREA * RESP FACT)
esp. fac. from Library Entry

No	Name
1	CI01 BROMOCHLOROMETHANE
2	CI10 1,4-DIFLUOROBENZENE
3	CI20 CHLOROBENZENE-D5
4	CS15 1,2-DICHLOROETHANE-D4
5	CS05 TOLUENE-D8
6	CS10 1-BROMO-4-FLUOROBENZENE*
7	C010 CHLOROMETHANE
8	C015 BROMOMETHANE *
9	C020 VINYL CHLORIDE *
10	C025 CHLOROETHANE
11	C030 METHYLENE CHLORIDE
12	C035 ACETONE
13	C040 CARBON DISULFIDE
14	C045 1,1-DICHLOROETHENE *
15	C050 1,1-DICHLOROETHANE *
16	C053 TRANS,1-2-DICHLOROETHENE
17	C060 CHLOROFORM *
18	C065 1,2-DICHLOROETHANE *
19	C110 2-BUTANONE
20	C055 CIS-1,2-DICHLOROETHENE
21	C115 1,1,1-TRICHLOROETHANE *
22	C120 CARBON TETRACHLORIDE *
23	C125 VINYL ACETATE
24	C130 BROMODICHLOROMETHANE *
25	C140 1,2-DICHLOROPROPANE
26	C143 CIS-1,3-DICHLOPROPENE *
27	C150 TRICHLOROETHENE *
28	C165 BENZENE *
29	C155 DIBROMOCHLOROMETHANE *
30	C160 1,1,2-TRICHLOROETHANE *
31	C172 TRANS-1,3-DICHLOROPROPENE *
32	C175 2-CHLOROETHYL VINYL ETHER
33	C180 BROMOFORM *
34	C205 4-METHYL-2-PENTANONE
35	C210 2-HEXANONE
36	C230 TOLUENE *
37	C225 1,1,2,2-TETRACHLOROETHANE *
38	C220 TETRACHLOROETHENE *
39	C235 CHLOROBENZENE *
40	C240 ETHYLBENZENE *
41	C245 STYRENE *
42	C250 M+P-XYLENE
43	C255 O-XYLENE *

No	m/z	Scan	Time	Ref	RRT	Meth	Area(Hght)	Amount		%Tot
1	128	608	10:08	1	1.000	A BB	72577.	50.000	NGS	4.85
2	114	739	12:19	2	1.000	A BB	332379.	50.000	NGS	4.85
3	117	1148	19:08	3	1.000	A BB	282948.	50.000	NGS	4.85
4	65	681	11:21	1	1.120	A BB	42559.	22.515	NGS	2.18
5	98	939	15:39	3	0.818	A BB	139182.	20.923	NGS	2.03
6	95	1330	22:10	3	1.159	A BB	60439.	22.322	NGS	2.17
7	50	228	3:48	1	0.375	A BV	26276.	17.302	NGS	1.68
8	94	284	4:44	1	0.467	A BB	67049.	27.089	NGS	2.63
9	62	240	4:00	1	0.395	A BV	44977.	19.304	NGS	1.87
10	64	310	5:10	1	0.510	A VB	21171.	15.584	NGS	1.51
11	84	423	7:03	1	0.696	A BB	113569.	28.536	NGS	2.77
12	43	371	6:11	1	0.610	A BB	42415.	35.109	NGS	3.41
13	76	391	6:31	1	0.643	A BV	82906.	20.439	NGS	1.98
14	96	366	6:06	1	0.602	A BB	45709.	20.213	NGS	1.96
15	63	508	8:28	1	0.836	A BB	115666.	20.491	NGS	1.99
16	96	458	7:38	1	0.753	A BB	41123.	18.185	NGS	1.76
17	83	619	10:19	1	1.018	A BB	91046.	21.041	NGS	2.04
18	62	691	11:31	1	1.137	A BB	59535.	21.236	NGS	2.06
19	43	580	9:40	1	0.954	A BB	43326.	26.203	NGS	2.54
20	96	579	9:39	1	0.952	A BB	53743.	20.317	NGS	1.97
21	97	643	10:43	2	0.870	A BB	50355.	21.651	NGS	2.10
22	117	665	11:05	2	0.900	A BB	45309.	22.023	NGS	2.14
23	43	515	8:35	2	0.697	A BB	179178.	19.844	NGS	1.92
24	83	839	13:59	2	1.135	A BB	62449.	20.401	NGS	1.98
25	63	802	13:22	2	1.085	A BB	85946.	20.703	NGS	2.01
26	75	978	16:18	2	1.323	A BB	63438.	19.128	NGS	1.86
27	130	774	12:54	2	1.047	A BB	47486.	21.347	NGS	2.07
28	78	690	11:30	2	0.934	A BB	194428.	20.617	NGS	2.00
29	129	1061	17:41	2	1.436	A BB	53398.	20.568	NGS	1.99
30	97	1004	16:44	2	1.359	A BB	48496.	21.467	NGS	2.08
31	75	901	15:01	2	1.219	A BB	79053.	19.508	NGS	1.89
32	63	881	14:41	2	1.192	A BB	44399.	21.407	NGS	2.08
33	173	1277	21:17	2	1.728	A BB	37343.	20.978	NGS	2.03
34	43	922	15:22	3	0.803	A BB	90705.	22.855	NGS	2.22
35	43	1041	17:21	3	0.907	A BB	59193.	23.566	NGS	2.29
36	91	949	15:49	3	0.827	A BB	187931.	20.340	NGS	1.97
37	83	1352	22:32	3	1.178	A BB	77475.	21.829	NGS	2.12
38	164	1028	17:08	3	0.895	A BB	35321.	21.464	NGS	2.08
39	112	1153	19:13	3	1.004	A BB	124984.	20.479	NGS	1.99
40	106	1170	19:30	3	1.019	A BB	62598.	21.411	NGS	2.08
41	104	1251	20:51	3	1.090	A BB	131132.	20.051	NGS	1.94
42	106	1188	19:48	3	1.035	A BB	157738.	41.662	NGS	4.04
43	106	1249	20:49	3	1.088	A BB	76987.	20.878	NGS	2.03

No	Ret(L)	Ratio	RRT(L)	Ratio	Amnt	Amnt(L)	R.Fac	R.Fac(L)	Ratio
1	10:14	0.99	1.000	1.00	50.00	50.00	1.000	1.000	1.00
2	12:25	0.99	1.000	1.00	50.00	50.00	1.000	1.000	1.00
3	19:14	0.99	1.000	1.00	50.00	50.00	1.000	1.000	1.00
4	11:27	0.99	1.119	1.00	22.51	20.00	1.466	1.302	1.13
5	15:45	0.99	0.819	1.00	20.92	20.00	1.230	1.175	1.05
6	22:15	1.00	1.157	1.00	22.32	20.00	0.534	0.478	1.12
7	3:57	0.96	0.386	0.97	17.30	20.00	0.905	1.046	0.87
8	4:56	0.96	0.482	0.97	27.09	20.00	2.310	1.705	1.35
9	4:12	0.95	0.410	0.96	19.30	20.00	1.549	1.605	0.97
10	5:19	0.97	0.520	0.98	15.58	20.00	0.729	0.936	0.78
11	7:10	0.98	0.700	0.99	28.54	20.00	3.912	2.742	1.43

	Ret(L)	Ratio	RRT(L)	Ratio	Amnt	Amnt(L)	R.Fac	R.Fac(L)	Ratio
	6:19	0.98	0.617	0.99	35.11	20.00	1.461	0.832	1.76
	6:38	0.98	0.648	0.99	20.44	20.00	2.856	2.794	1.02
	6:13	0.98	0.607	0.99	20.21	20.00	1.574	1.558	1.01
	8:34	0.99	0.837	1.00	20.49	20.00	3.984	3.889	1.02
	7:38	1.00	0.607	1.24	18.19	20.00	1.417	1.558	0.91
7	10:25	0.99	1.018	1.00	21.04	20.00	3.136	2.981	1.05
8	11:36	0.99	1.134	1.00	21.24	20.00	2.051	1.931	1.06
9	9:46	0.99	0.954	1.00	26.20	20.00	1.492	1.139	1.31
0	9:45	0.99	0.953	1.00	20.32	20.00	1.851	1.822	1.02
1	10:49	0.99	0.871	1.00	21.65	20.00	0.379	0.350	1.08
2	11:11	0.99	0.901	1.00	22.02	20.00	0.341	0.309	1.10
23	8:41	0.99	0.699	1.00	19.84	20.00	1.348	1.358	0.99
24	14:05	0.99	1.134	1.00	20.40	20.00	0.470	0.460	1.02
25	13:28	0.99	1.085	1.00	20.70	20.00	0.646	0.624	1.04
26	16:24	0.99	1.321	1.00	19.13	20.00	0.477	0.499	0.96
27	13:00	0.99	1.047	1.00	21.35	20.00	0.357	0.335	1.07
28	11:36	0.99	0.934	1.00	20.62	20.00	1.462	1.419	1.03
2	17:46	1.00	1.431	1.00	20.57	20.00	0.402	0.391	1.03
30	16:49	1.00	1.354	1.00	21.47	20.00	0.365	0.340	1.07
31	15:06	0.99	1.216	1.00	19.51	20.00	0.595	0.610	0.98
3	14:46	0.99	1.189	1.00	21.41	20.00	0.334	0.312	1.07
3	21:22	1.00	1.721	1.00	20.98	20.00	0.281	0.268	1.05
34	15:27	0.99	0.803	1.00	22.85	20.00	0.801	0.701	1.14
3	17:26	1.00	0.906	1.00	23.57	20.00	0.523	0.444	1.18
6	15:54	0.99	0.827	1.00	20.34	20.00	1.660	1.633	1.02
37	22:37	1.00	1.176	1.00	21.83	20.00	0.685	0.627	1.09
38	17:13	1.00	0.895	1.00	21.46	20.00	0.312	0.291	1.07
9	19:18	1.00	1.003	1.00	20.48	20.00	1.104	1.076	1.02
40	19:36	0.99	1.019	1.00	21.41	20.00	0.553	0.517	1.07
41	20:56	1.00	1.088	1.00	20.05	20.00	1.159	1.156	1.00
42	19:54	0.99	1.035	1.00	41.66	40.00	0.697	0.669	1.04
43	20:54	1.00	1.087	1.00	20.88	20.00	0.680	0.652	1.04

DATA FROM FILE: G0965 SCANS 200 TO 1950 ACQUIRED: 02/17/93 5:15:00

CALI: G0965 #2

SAMPLE: VSTD050

CONDS.: 5G/5MLS,INST.G

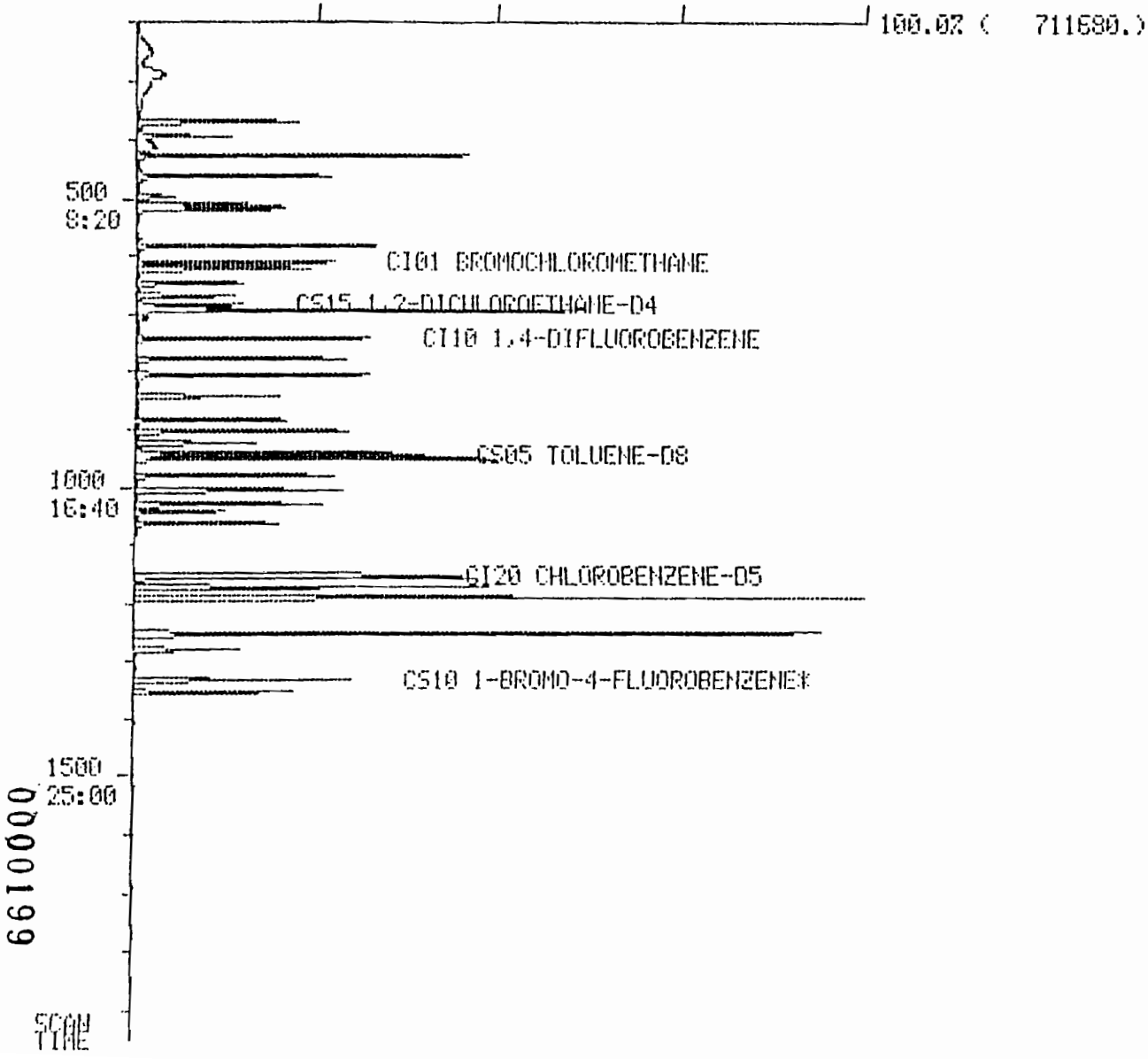

6610000199

Quantitation Report File: G0965

Data: G0965.TI
02/17/93 5:15:00
Sample: VSTD050
Conds.: 5G/5MLS, INST. G
Formula: ' Instrument: 1050 Weight: 0.005
Submitted by: NEI Analyst: NS Acct. No.: -

AMOUNT=AREA * REF AMNT/(REF AREA * RESP FACT)
Resp. fac. from Library Entry

No	Name
1	CI01 BROMOCHLOROMETHANE
2	CI10 1,4-DIFLUOROBENZENE
3	CI20 CHLOROBENZENE-D5
4	CS15 1,2-DICHLOROETHANE-D4
5	CS05 TOLUENE-D8
6	CS10 1-BROMO-4-FLUOROBENZENE*
7	C010 CHLOROMETHANE
8	C015 BROMOMETHANE *
9	C020 VINYL CHLORIDE *
10	C025 CHLOROETHANE
11	C030 METHYLENE CHLORIDE
12	C035 ACETONE
13	C040 CARBON DISULFIDE
14	C045 1,1-DICHLOROETHENE *
15	C050 1,1-DICHLOROETHANE *
16	C053 TRANS,1-2-DICHLOROETHENE
17	C060 CHLOROFORM *
18	C065 1,2-DICHLOROETHANE *
19	C110 2-BUTANONE
20	C055 CIS-1,2-DICHLOROETHENE
21	C115 1,1,1-TRICHLOROETHANE *
22	C120 CARBON TETRACHLORIDE *
23	C125 VINYL ACETATE
24	C130 BROMODICHLOROMETHANE *
25	C140 1,2-DICHLOROPROPANE
26	C143 CIS-1,3-DICHLOPROPENE *
27	C150 TRICHLOROETHENE *
28	C165 BENZENE *
29	C155 DIBROMOCHLOROMETHANE *
30	C160 1,1,2-TRICHLOROETHANE *
31	C172 TRANS-1,3-DICHLOROPROPENE *
32	C175 2-CHLOROETHYL VINYL ETHER
33	C180 BROMOFORM *
34	C205 4-METHYL-2-PENTANONE
35	C210 2-HEXANONE
36	C230 TOLUENE *
37	C225 1,1,2,2-TETRACHLOROETHANE *
38	C220 TETRACHLOROETHENE *
39	C235 CHLOROBENZENE *
40	C240 ETHYLBENZENE *
41	C245 STYRENE *
42	C250 M+P-XYLENE
43	C255 O-XYLENE *

No	m/z	Scan	Time	Ref	RRT	Meth	Area(Hght)	Amount		%Tot
1	128	608	10:08	1	1.000	A BB	89736.	50.000	NGS	2.23
2	114	739	12:19	2	1.000	A BB	409714.	50.000	NGS	2.23
3	117	1148	19:08	3	1.000	A BB	361064.	50.000	NGS	2.23
4	65	681	11:21	1	1.120	A BV	125249.	53.590	NGS	2.39
5	98	939	15:39	3	0.818	A BB	422717.	49.798	NGS	2.22
6	95	1330	22:10	3	1.159	A BB	186849.	54.080	NGS	2.41
7	50	230	3:50	1	0.378	A BB	86219.	45.918	NGS	2.05
8	94	287	4:47	1	0.472	A BB	141226.	46.148	NGS	2.06
9	62	251	4:11	1	0.413	A BB	119285.	41.408	NGS	1.85
10	64	309	5:09	1	0.508	A BB	69881.	41.604	NGS	1.86
11	84	423	7:03	1	0.696	A BB	230788.	46.901	NGS	2.09
12	43	371	6:11	1	0.610	A BB	94455.	63.234	NGS	2.82
13	76	391	6:31	1	0.643	A BV	190725.	38.028	NGS	1.70
14	96	366	6:06	1	0.602	A BB	117175.	41.908	NGS	1.87
15	63	508	8:28	1	0.836	A BB	353912.	50.709	NGS	2.26
16	96	458	7:38	1	0.753	A BB	124041.	44.364	NGS	1.98
17	83	619	10:19	1	1.018	A BB	276824.	51.743	NGS	2.31
18	62	691	11:31	1	1.137	A BB	185243.	53.441	NGS	2.38
19	43	580	9:40	1	0.954	A BB	132196.	64.663	NGS	2.89
20	96	579	9:39	1	0.952	A BB	163988.	50.140	NGS	2.24
21	97	643	10:43	2	0.870	A BB	152134.	53.067	NGS	2.37
22	117	665	11:05	2	0.900	A BB	137519.	54.226	NGS	2.42
23	43	515	8:35	2	0.697	A BB	535892.	48.147	NGS	2.15
24	83	839	13:59	2	1.135	A BB	197057.	52.225	NGS	2.33
25	63	802	13:22	2	1.085	A BB	267242.	52.225	NGS	2.33
26	75	978	16:18	2	1.323	A BB	210797.	51.562	NGS	2.30
27	130	774	12:54	2	1.047	A BB	143924.	52.488	NGS	2.34
28	78	690	11:30	2	0.934	A BB	591207.	50.857	NGS	2.27
29	129	1061	17:41	2	1.436	A BB	171549.	53.605	NGS	2.39
30	97	1004	16:44	2	1.359	A BB	149653.	53.740	NGS	2.40
31	75	901	15:01	2	1.219	A BB	258024.	51.654	NGS	2.30
32	63	881	14:41	2	1.192	A BB	144018.	56.332	NGS	2.51
33	173	1277	21:17	2	1.728	A BB	122817.	55.972	NGS	2.50
34	43	922	15:22	3	0.803	A BB	277118.	54.718	NGS	2.44
35	43	1041	17:21	3	0.907	A BB	184769.	57.645	NGS	2.57
36	91	949	15:49	3	0.827	A BB	569129.	48.270	NGS	2.15
37	83	1351	22:31	3	1.177	A BB	239008.	52.773	NGS	2.35
38	164	1028	17:08	3	0.895	A BB	103414.	49.246	NGS	2.20
39	112	1153	19:13	3	1.004	A BB	382831.	49.158	NGS	2.19
40	106	1170	19:30	3	1.019	A BB	189711.	50.950	NGS	2.27
41	104	1251	20:51	3	1.090	A BB	418751.	50.178	NGS	2.24
42	106	1188	19:48	3	1.035	A BB	496706.	102.609	NGS	4.59
43	106	1249	20:49	3	1.088	A BB	242653.	51.567	NGS	2.30

No	Ret(L)	Ratio	RRT(L)	Ratio	Amnt	Amnt(L)	R.Fac	R.Fac(L)	Ratio
1	10:14	0.99	1.000	1.00	50.00	50.00	1.000	1.000	1.00
2	12:25	0.99	1.000	1.00	50.00	50.00	1.000	1.000	1.00
3	19:14	0.99	1.000	1.00	50.00	50.00	1.000	1.000	1.00
4	11:27	0.99	1.119	1.00	53.59	50.00	1.396	1.302	1.07
5	15:45	0.99	0.819	1.00	49.80	50.00	1.171	1.175	1.00
6	22:15	1.00	1.157	1.00	54.08	50.00	0.517	0.478	1.08
7	3:57	0.97	0.386	0.98	45.92	50.00	0.961	1.046	0.92
8	4:56	0.97	0.482	0.98	46.15	50.00	1.574	1.705	0.92
9	4:12	1.00	0.410	1.01	41.41	50.00	1.329	1.605	0.83
10	5:19	0.97	0.520	0.98	41.60	50.00	0.779	0.936	0.83
11	7:10	0.98	0.700	0.99	46.90	50.00	2.572	2.742	0.94

No	Ret(L)	Ratio	RRT(L)	Ratio	Amnt	Amnt(L)	R.Fac	R.Fac(L)	Ratio
12	6:19	0.98	0.617	0.99	63.23	50.00	1.053	0.832	1.26
13	6:38	0.98	0.648	0.99	38.03	50.00	2.125	2.794	0.76
14	6:13	0.98	0.607	0.99	41.91	50.00	1.306	1.558	0.84
15	8:34	0.99	0.837	1.00	50.71	50.00	3.944	3.889	1.01
16	7:38	1.00	0.607	1.24	44.36	50.00	1.382	1.558	0.89
17	10:25	0.99	1.018	1.00	51.74	50.00	3.085	2.981	1.03
18	11:36	0.99	1.134	1.00	53.44	50.00	2.064	1.931	1.07
19	9:46	0.99	0.954	1.00	64.66	50.00	1.473	1.139	1.29
20	9:45	0.99	0.953	1.00	50.14	50.00	1.827	1.822	1.00
21	10:49	0.99	0.871	1.00	53.07	50.00	0.371	0.350	1.06
22	11:11	0.99	0.901	1.00	54.23	50.00	0.336	0.309	1.08
23	8:41	0.99	0.699	1.00	48.15	50.00	1.308	1.358	0.96
24	14:05	0.99	1.134	1.00	52.22	50.00	0.481	0.460	1.04
25	13:28	0.99	1.085	1.00	52.22	50.00	0.652	0.624	1.04
26	16:24	0.99	1.321	1.00	51.56	50.00	0.514	0.499	1.03
27	13:00	0.99	1.047	1.00	52.49	50.00	0.351	0.335	1.05
28	11:36	0.99	0.934	1.00	50.86	50.00	1.443	1.419	1.02
29	17:46	1.00	1.431	1.00	53.60	50.00	0.419	0.391	1.07
30	16:49	1.00	1.354	1.00	53.74	50.00	0.365	0.340	1.07
31	15:06	0.99	1.216	1.00	51.65	50.00	0.630	0.610	1.03
32	14:46	0.99	1.189	1.00	56.33	50.00	0.352	0.312	1.13
33	21:22	1.00	1.721	1.00	55.97	50.00	0.300	0.268	1.12
34	15:27	0.99	0.803	1.00	54.72	50.00	0.768	0.701	1.09
35	17:26	1.00	0.906	1.00	57.65	50.00	0.512	0.444	1.15
36	15:54	0.99	0.827	1.00	48.27	50.00	1.576	1.633	0.97
37	22:37	1.00	1.176	1.00	52.77	50.00	0.662	0.627	1.06
38	17:13	1.00	0.895	1.00	49.25	50.00	0.286	0.291	0.98
39	19:18	1.00	1.003	1.00	49.16	50.00	1.060	1.078	0.98
40	19:36	0.99	1.019	1.00	50.85	50.00	0.525	0.517	1.02
41	20:56	1.00	1.088	1.00	50.18	50.00	1.160	1.156	1.00
42	19:54	0.99	1.035	1.00	102.81	100.00	0.688	0.669	1.03
43	20:54	1.00	1.087	1.00	51.57	50.00	0.672	0.652	1.03

DATA FROM FILE: G0967 SCANS 200 TO 1950 ACQUIRED: 02/17/93 6:41:00
CALI: G0967 #2

SAMPLE: VSTD100
CONDS.: 5G/5MLS,INST.G

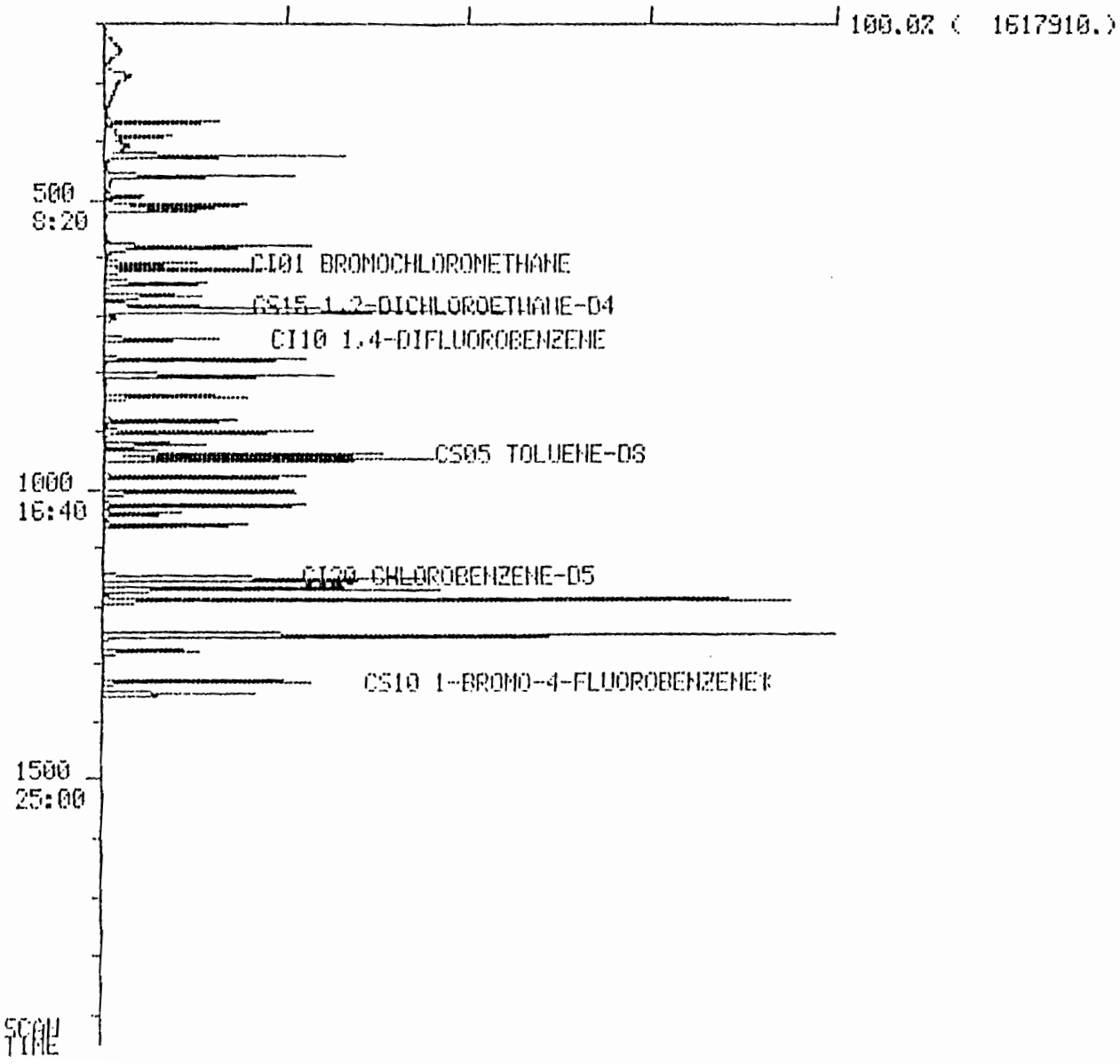

0000203

Quantitation Report File: G0967

Data: G0967.TI
2/17/93 6:41:00
Sample: VSTD100
Conds.: 5G/5MLS, INST. G
Formula: ' Instrument: 1050 Weight: 0.005
Submitted by: NEI Analyst: NS Acct. No.: -

AMOUNT=AREA * REF AMNT/(REF AREA * RESP FACT)
resp. fac. from Library Entry

No	Name
1	CI01 BROMOCHLOROMETHANE
2	CI10 1,4-DIFLUOROBENZENE
3	CI20 CHLOROBENZENE-D5
4	CS15 1,2-DICHLOROETHANE-D4
5	CS05 TOLUENE-D8
6	CS10 1-BROMO-4-FLUOROBENZENE*
7	C010 CHLOROMETHANE
8	C015 BROMOMETHANE *
9	C020 VINYL CHLORIDE *
10	C025 CHLOROETHANE
11	C030 METHYLENE CHLORIDE
12	C035 ACETONE
13	C040 CARBON DISULFIDE
14	C045 1,1-DICHLOROETHENE *
15	C050 1,1-DICHLOROETHANE *
16	C053 TRANS,1-2-DICHLOROETHENE
17	C060 CHLOROFORM *
18	C065 1,2-DICHLOROETHANE *
19	C110 2-BUTANONE
20	C055 CIS-1,2-DICHLOROETHENE
21	C115 1,1,1-TRICHLOROETHANE *
22	C120 CARBON TETRACHLORIDE *
23	C125 VINYL ACETATE
24	C130 BROMODICHLOROMETHANE *
25	C140 1,2-DICHLOROPROPANE
26	C143 CIS-1,3-DICHLOPROPENE *
27	C150 TRICHLOROETHENE *
28	C165 BENZENE *
29	C155 DIBROMOCHLOROMETHANE *
30	C160 1,1,2-TRICHLOROETHANE *
31	C172 TRANS-1,3-DICHLOROPROPENE *
32	C175 2-CHLOROETHYL VINYL ETHER
33	C180 BROMOFORM *
34	C205 4-METHYL-2-PENTANONE
35	C210 2-HEXANONE
36	C230 TOLUENE *
37	C225 1,1,2,2-TETRACHLOROETHANE *
38	C220 TETRACHLOROETHENE *
39	C235 CHLOROBENZENE *
40	C240 ETHYLBENZENE *
41	C245 STYRENE *
42	C250 M+P-XYLENE
43	C255 O-XYLENE *

No	m/z	Scan	Time	Ref	RRT	Meth	Area(Hght)	Amount		%Tot
1	128	607	10:07	1	1.000	A BB	93645.	50.000	NGS	1.17
2	114	738	12:18	2	1.000	A BB	433173.	50.000	NGS	1.17
3	117	1147	19:07	3	1.000	A BB	380877.	50.000	NGS	1.17
4	65	680	11:20	1	1.120	A BV	265982.	109.054	NGS	2.54
5	98	938	15:38	3	0.818	A BB	901885.	100.720	NGS	2.35
6	95	1328	22:08	3	1.158	A BB	427183.	117.208	NGS	2.73
7	50	229	3:49	1	0.377	A BB	150986.	77.055	NGS	1.80
8	94	287	4:47	1	0.473	A BB	259588.	81.284	NGS	1.90
9	62	245	4:05	1	0.404	A BB	235889.	78.467	NGS	1.83
10	64	312	5:12	1	0.514	A BB	164066.	93.600	NGS	2.18
11	84	421	7:01	1	0.694	A BB	459036.	89.392	NGS	2.09
12	43	377	6:17	1	0.621	A BB	96129.	61.669	NGS	1.44
13	76	389	6:29	1	0.641	A BB	307304.	58.715	NGS	1.37
14	96	364	6:04	1	0.600	A BB	207233.	71.024	NGS	1.66
15	63	506	8:26	1	0.834	A BB	784841.	107.759	NGS	2.51
16	96	456	7:36	1	0.751	A BB	277198.	95.003	NGS	2.22
17	83	618	10:18	1	1.018	A BB	610454.	109.340	NGS	2.55
18	62	689	11:29	1	1.135	A BB	409923.	113.322	NGS	2.64
19	43	583	9:43	1	0.960	A BB	251324.	117.803	NGS	2.75
20	96	578	9:38	1	0.952	A BB	360759.	105.699	NGS	2.47
21	97	641	10:41	2	0.869	A BB	338592.	111.710	NGS	2.61
22	117	663	11:03	2	0.898	A BB	311027.	116.002	NGS	2.71
23	43	514	8:34	2	0.696	A BB	1016430.	86.375	NGS	2.02
24	83	838	13:58	2	1.136	A BB	436741.	109.478	NGS	2.55
25	63	801	13:21	2	1.085	A BB	590323.	109.114	NGS	2.55
26	75	977	16:17	2	1.324	A BB	472869.	109.403	NGS	2.55
27	130	772	12:52	2	1.046	A BB	321441.	110.879	NGS	2.59
28	78	688	11:28	2	0.932	A BB	1151380.	93.681	NGS	2.19
29	129	1060	17:40	2	1.436	A BB	380616.	112.551	NGS	2.63
30	97	1002	16:42	2	1.358	A BB	319752.	108.604	NGS	2.53
31	75	899	14:59	2	1.218	A BB	572855.	108.470	NGS	2.53
32	63	880	14:40	2	1.192	A BB	296956.	109.864	NGS	2.56
33	173	1275	21:15	2	1.728	A BB	269471.	116.157	NGS	2.71
34	43	921	15:21	3	0.803	A BB	549003.	102.765	NGS	2.40
35	43	1040	17:20	3	0.907	A BB	366660.	108.442	NGS	2.53
36	91	947	15:47	3	0.826	A BB	1132720.	91.074	NGS	2.13
37	83	1350	22:30	3	1.177	A BB	501021.	104.870	NGS	2.45
38	164	1026	17:06	3	0.895	A BB	234852.	106.020	NGS	2.47
39	112	1151	19:11	3	1.003	A BB	834422.	101.572	NGS	2.37
40	106	1169	19:29	3	1.019	A BB	438254.	111.360	NGS	2.60
41	104	1249	20:49	3	1.089	A BB	905051.	102.809	NGS	2.40
42	106	1187	19:47	3	1.035	A BB	1034630.	203.010	NGS	4.74
43	106	1248	20:48	3	1.088	A BB	568063.	114.442	NGS	2.67

No	Ret(L)	Ratio	RRT(L)	Ratio	Amnt	Amnt(L)	R.Fac	R.Fac(L)	Ratio
1	10:14	0.99	1.000	1.00	50.00	50.00	1.000	1.000	1.00
2	12:25	0.99	1.000	1.00	50.00	50.00	1.000	1.000	1.00
3	19:14	0.99	1.000	1.00	50.00	50.00	1.000	1.000	1.00
4	11:27	0.99	1.119	1.00	109.05	100.00	1.420	1.302	1.09
5	15:45	0.99	0.819	1.00	100.72	100.00	1.184	1.175	1.01
6	22:15	0.99	1.157	1.00	117.21	100.00	0.561	0.478	1.17
7	3:57	0.97	0.386	0.98	77.06	100.00	0.806	1.046	0.77
8	4:56	0.97	0.482	0.98	81.28	100.00	1.386	1.705	0.81
9	4:12	0.97	0.410	0.98	78.47	100.00	1.259	1.605	0.78
10	5:19	0.98	0.520	0.99	93.60	100.00	0.876	0.936	0.94
11	7:10	0.98	0.700	0.99	89.39	100.00	2.451	2.742	0.89

No	Ret(L)	Ratio	RRT(L)	Ratio	Amnt	Amnt(L)	R.Fac	R.Fac(L)	Ratio
12	6:19	0.99	0.617	1.01	61.67	100.00	0.513	0.832	0.62
13	6:38	0.98	0.648	0.99	58.72	100.00	1.641	2.794	0.59
14	6:13	0.98	0.607	0.99	71.02	100.00	1.106	1.558	0.71
15	8:34	0.98	0.837	1.00	107.76	100.00	4.191	3.889	1.08
16	7:38	1.00	0.607	1.24	95.00	100.00	1.480	1.558	0.95
17	10:25	0.99	1.018	1.00	109.34	100.00	3.259	2.981	1.09
18	11:36	0.99	1.134	1.00	113.32	100.00	2.189	1.931	1.13
19	9:46	0.99	0.954	1.01	117.80	100.00	1.342	1.139	1.18
20	9:45	0.99	0.953	1.00	105.70	100.00	1.926	1.822	1.06
21	10:49	0.99	0.871	1.00	111.71	100.00	0.391	0.350	1.12
22	11:11	0.99	0.901	1.00	116.00	100.00	0.359	0.309	1.16
23	8:41	0.99	0.699	1.00	86.38	100.00	1.173	1.358	0.86
24	14:05	0.99	1.134	1.00	109.48	100.00	0.504	0.460	1.09
25	13:28	0.99	1.085	1.00	109.11	100.00	0.681	0.624	1.09
26	16:24	0.99	1.321	1.00	109.40	100.00	0.546	0.499	1.09
27	13:00	0.99	1.047	1.00	110.88	100.00	0.371	0.335	1.11
28	11:36	0.99	0.934	1.00	93.68	100.00	1.329	1.419	0.94
29	17:46	0.99	1.431	1.00	112.55	100.00	0.440	0.391	1.13
30	16:49	0.99	1.354	1.00	108.60	100.00	0.369	0.340	1.09
31	15:06	0.99	1.216	1.00	108.47	100.00	0.661	0.610	1.08
32	14:46	0.99	1.189	1.00	109.86	100.00	0.343	0.312	1.10
33	21:22	0.99	1.721	1.00	116.16	100.00	0.311	0.268	1.16
34	15:27	0.99	0.803	1.00	102.76	100.00	0.721	0.701	1.03
35	17:26	0.99	0.906	1.00	108.44	100.00	0.481	0.444	1.08
36	15:54	0.99	0.827	1.00	91.07	100.00	1.487	1.633	0.91
37	22:37	0.99	1.176	1.00	104.87	100.00	0.658	0.627	1.05
38	17:13	0.99	0.895	1.00	106.02	100.00	0.308	0.291	1.06
39	19:18	0.99	1.003	1.00	101.57	100.00	1.095	1.078	1.02
40	19:36	0.99	1.019	1.00	111.36	100.00	0.575	0.517	1.11
41	20:56	0.99	1.088	1.00	102.81	100.00	1.185	1.156	1.03
42	19:54	0.99	1.035	1.00	203.01	200.00	0.679	0.669	1.02
43	20:54	1.00	1.087	1.00	114.44	100.00	0.746	0.652	1.14

DATA FROM FILE: G0968 SCANS 200 TO 1873 ACQUIRED: 02/17/93 7:24:00
CALI: G0968 #2

SAMPLE: VSTD200
CONDS.: 5G/5MLS,INST.G

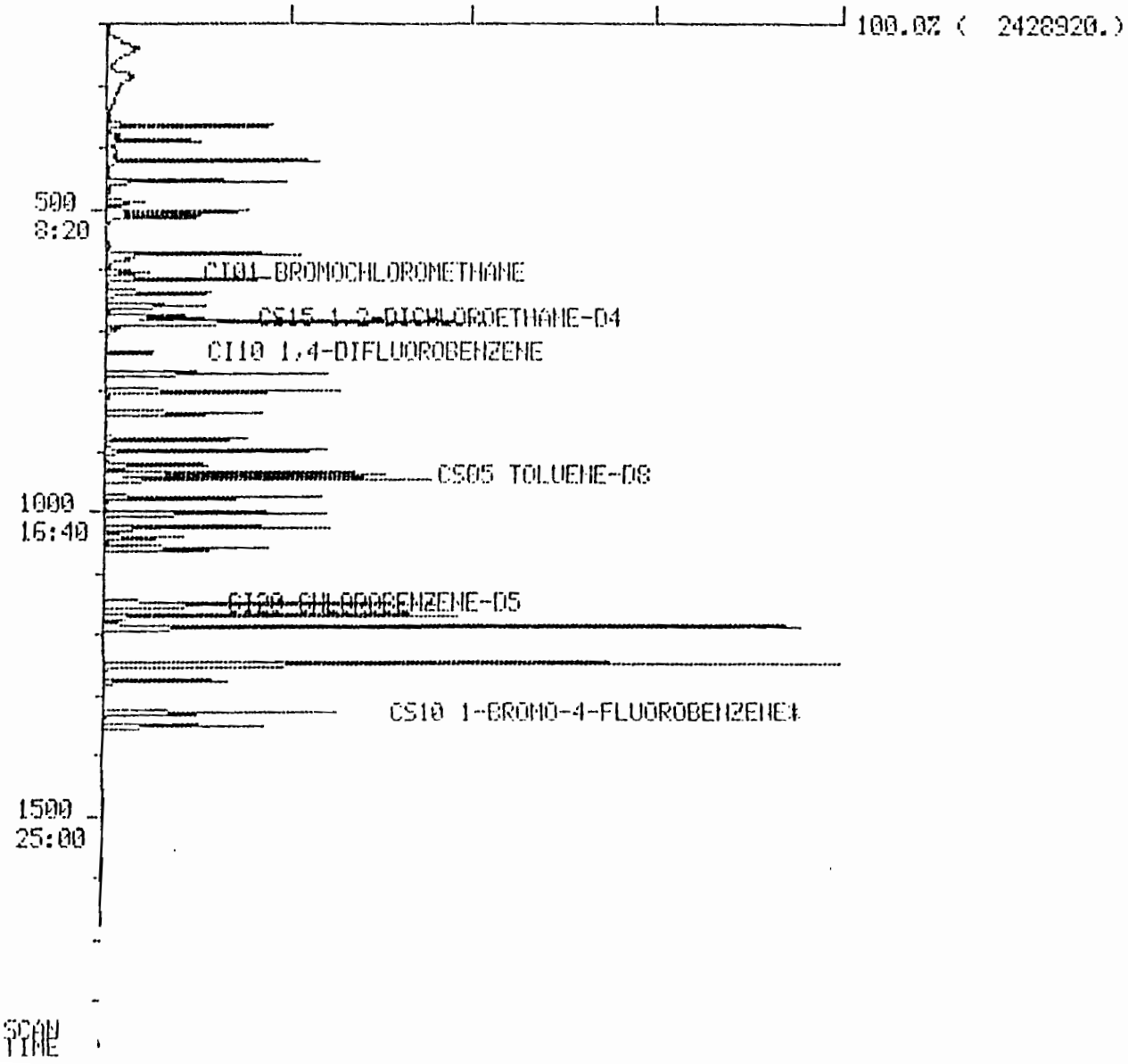

00000207

Quantitation Report File: G0968

Data: G0968.TI
2/17/93 7:24:00
Sample: VSTD200
Conds.: 5G/5MLS,INST.G
Formula: Instrument: 1050 Weight: 0.006
Submitted by: NEI Analyst: NS Acct. No.: -

AMOUNT=AREA * REF AMNT/(REF AREA * RESP FACT)
Resp. fac. from Library Entry

No	Name
1	CI01 BROMOCHLOROMETHANE
2	CI10 1,4-DIFLUOROBENZENE
3	CI20 CHLOROBENZENE-D5
4	CS15 1,2-DICHLOROETHANE-D4
5	CS05 TOLUENE-D8
6	CS10 1-BROMO-4-FLUOROBENZENE*
7	C010 CHLOROMETHANE
8	C015 BROMOMETHANE *
9	C020 VINYL CHLORIDE *
10	C025 CHLOROETHANE
11	C030 METHYLENE CHLORIDE
12	C035 ACETONE
13	C040 CARBON DISULFIDE
14	C045 1,1-DICHLOROETHENE *
15	C050 1,1-DICHLOROETHANE *
16	C053 TRANS,1-2-DICHLOROETHENE
17	C060 CHLOROFORM *
18	C065 1,2-DICHLOROETHANE *
19	C110 2-BUTANONE
20	C055 CIS-1,2-DICHLOROETHENE
21	C115 1,1,1-TRICHLOROETHANE *
22	C120 CARBON TETRACHLORIDE *
23	C125 VINYL ACETATE
24	C130 BROMODICHLOROMETHANE *
25	C140 1,2-DICHLOROPROPANE
26	C143 CIS-1,3-DICHLOPROPENE *
27	C150 TRICHLOROETHENE *
28	C165 BENZENE *
29	C155 DIBROMOCHLOROMETHANE *
30	C160 1,1,2-TRICHLOROETHANE *
31	C172 TRANS-1,3-DICHLOROPROPENE *
32	C175 2-CHLOROETHYL VINYL ETHER
33	C180 BROMOFORM *
34	C205 4-METHYL-2-PENTANONE
35	C210 2-HEXANONE
36	C230 TOLUENE *
37	C225 1,1,2,2-TETRACHLOROETHANE *
38	C220 TETRACHLOROETHENE *
39	C235 CHLOROBENZENE *
40	C240 ETHYLBENZENE *
41	C245 STYRENE *
42	C250 M+P-XYLENE
43	C255 O-XYLENE *

No	m/z	Scan	Time	Ref	RRT	Meth	Area(Hght)	Amount		%Tot
1	128	601	10:01	1	1.000	A BB	69627.	50.000	NGS	0.52
2	114	734	12:14	2	1.000	A BB	285787.	50.000	NGS	0.52
3	117	1145	19:05	3	1.000	A BB	270805.	50.000	NGS	0.52
4	65	676	11:16	1	1.125	A BV	405928.	223.844	NGS	2.31
5	98	935	15:35	3	0.817	A BB	1271420.	199.703	NGS	2.06
6	95	1327	22:07	3	1.159	A BB	736955.	284.388	NGS	2.94
7	50	226	3:46	1	0.376	A BB	372206.	255.479	NGS	2.64
8	94	285	4:45	1	0.474	A BB	624144.	262.853	NGS	2.71
9	62	239	3:59	1	0.398	A BB	548864.	245.556	NGS	2.53
10	64	309	5:09	1	0.514	A BB	228992.	175.706	NGS	1.81
11	84	419	6:59	1	0.697	A BB	608766.	159.444	NGS	1.65
12	43	376	6:16	1	0.626	A BB	165744.	143.006	NGS	1.48
13	76	386	6:26	1	0.642	A BV	814534.	209.315	NGS	2.16
14	96	362	6:02	1	0.602	A BB	451877.	208.293	NGS	2.15
15	63	502	8:22	1	0.835	A BB	1196130.	220.881	NGS	2.28
16	96	452	7:32	1	0.752	A BB	454614.	209.554	NGS	2.16
17	83	612	10:12	1	1.018	A BB	937061.	225.737	NGS	2.33
18	62	685	11:25	1	1.140	A BB	647772.	240.847	NGS	2.49
19	43	580	9:40	1	0.965	A BB	366272.	230.905	NGS	2.38
20	96	573	9:33	1	0.953	A BB	602049.	237.242	NGS	2.45
21	97	636	10:36	2	0.866	A BB	513058.	256.566	NGS	2.65
22	117	658	10:58	2	0.896	A BB	478909.	270.730	NGS	2.79
23	43	511	8:31	2	0.696	A VB	1352520.	174.210	NGS	1.80
24	83	835	13:55	2	1.138	A BB	702349.	266.855	NGS	2.75
25	63	798	13:18	2	1.087	A BB	890405.	249.459	NGS	2.58
26	75	975	16:15	2	1.328	A BB	754801.	264.691	NGS	2.73
27	130	769	12:49	2	1.048	A BB	509783.	266.533	NGS	2.75
28	78	684	11:24	2	0.932	A BB	1487400.	183.433	NGS	1.89
29	129	1058	17:38	2	1.441	A BB	654977.	293.412	NGS	3.03
30	97	1001	16:41	2	1.364	A BB	535611.	275.740	NGS	2.85
31	75	897	14:57	2	1.222	A BB	859722.	246.743	NGS	2.55
32	63	878	14:38	2	1.196	A BB	483606.	271.189	NGS	2.80
33	173	1274	21:14	2	1.736	A BB	482723.	315.390	NGS	3.26
34	43	921	15:21	3	0.804	A BV	845241.	222.525	NGS	2.30
35	43	1040	17:20	3	0.908	A BV	583914.	242.891	NGS	2.51
36	91	945	15:45	3	0.825	A BB	1487380.	168.199	NGS	1.74
37	83	1349	22:29	3	1.178	A BB	841960.	247.865	NGS	2.56
38	164	1024	17:04	3	0.894	A BB	391149.	248.351	NGS	2.56
39	112	1149	19:09	3	1.003	A BB	1189120.	203.584	NGS	2.10
40	106	1167	19:27	3	1.019	A BB	729553.	260.726	NGS	2.69
41	104	1248	20:48	3	1.090	A BB	1313210.	209.607	NGS	2.17
42	106	1186	19:46	3	1.036	A BB	1453410.	401.097	NGS	4.14
43	106	1246	20:46	3	1.088	A BB	932456.	264.208	NGS	2.73

No	Ret(L)	Ratio	RRT(L)	Ratio	Amnt	Amnt(L)	R.Fac	R.Fac(L)	Ratio
1	10:14	0.98	1.000	1.00	50.00	50.00	1.000	1.000	1.00
2	12:25	0.99	1.000	1.00	50.00	50.00	1.000	1.000	1.00
3	19:14	0.99	1.000	1.00	50.00	50.00	1.000	1.000	1.00
4	11:27	0.98	1.119	1.01	223.84	200.00	1.458	1.302	1.12
5	15:45	0.99	0.819	1.00	199.70	200.00	1.174	1.175	1.00
6	22:15	0.99	1.157	1.00	284.39	200.00	0.680	0.478	1.42
7	3:57	0.95	0.386	0.97	255.48	200.00	1.336	1.046	1.28
8	4:56	0.96	0.482	0.98	262.85	200.00	2.241	1.705	1.31
9	4:12	0.95	0.410	0.97	245.56	200.00	1.971	1.605	1.23
10	5:19	0.97	0.520	0.99	175.71	200.00	0.822	0.936	0.88
11	7:10	0.97	0.700	1.00	159.44	200.00	2.186	2.742	0.80

No	Ret(L)	Ratio	RRT(L)	Ratio	Amnt	Amnt(L)	R.Fac	R.Fac(L)	Ratio
12	6:19	0.99	0.617	1.01	143.01	200.00	0.595	0.832	0.72
13	6:38	0.97	0.648	0.99	209.31	200.00	2.925	2.794	1.05
14	6:13	0.97	0.607	0.99	208.29	200.00	1.622	1.558	1.04
15	8:34	0.98	0.837	1.00	220.88	200.00	4.295	3.889	1.10
16	7:38	0.99	0.607	1.24	209.55	200.00	1.632	1.558	1.05
17	10:25	0.98	1.018	1.00	225.74	200.00	3.365	2.981	1.13
18	11:36	0.98	1.134	1.01	240.85	200.00	2.326	1.931	1.20
19	9:46	0.99	0.954	1.01	230.91	200.00	1.315	1.139	1.15
20	9:45	0.98	0.953	1.00	237.24	200.00	2.162	1.822	1.19
21	10:49	0.98	0.871	0.99	256.57	200.00	0.449	0.350	1.28
22	11:11	0.98	0.901	1.00	270.73	200.00	0.419	0.309	1.35
23	8:41	0.98	0.699	1.00	174.21	200.00	1.183	1.358	0.87
24	14:05	0.99	1.134	1.00	266.86	200.00	0.614	0.460	1.33
25	13:28	0.99	1.085	1.00	249.46	200.00	0.779	0.624	1.25
26	16:24	0.99	1.321	1.01	264.69	200.00	0.660	0.499	1.32
27	13:00	0.99	1.047	1.00	266.53	200.00	0.446	0.335	1.33
28	11:36	0.98	0.934	1.00	183.43	200.00	1.301	1.419	0.92
29	17:46	0.99	1.431	1.01	293.41	200.00	0.573	0.391	1.47
30	16:49	0.99	1.354	1.01	275.74	200.00	0.469	0.340	1.38
31	15:06	0.99	1.216	1.00	246.74	200.00	0.752	0.610	1.23
32	14:46	0.99	1.189	1.01	271.19	200.00	0.423	0.312	1.36
33	21:22	0.99	1.721	1.01	315.39	200.00	0.422	0.268	1.58
34	15:27	0.99	0.803	1.00	222.52	200.00	0.780	0.701	1.11
35	17:26	0.99	0.906	1.00	242.89	200.00	0.539	0.444	1.21
36	15:54	0.99	0.827	1.00	168.20	200.00	1.373	1.633	0.84
37	22:37	0.99	1.176	1.00	247.87	200.00	0.777	0.627	1.24
38	17:13	0.99	0.895	1.00	248.35	200.00	0.361	0.291	1.24
39	19:18	0.99	1.003	1.00	203.58	200.00	1.098	1.078	1.02
40	19:36	0.99	1.019	1.00	260.73	200.00	0.674	0.517	1.30
41	20:56	0.99	1.088	1.00	209.81	200.00	1.212	1.156	1.05
42	19:54	0.99	1.035	1.00	401.10	400.00	0.671	0.669	1.00
43	20:54	0.99	1.087	1.00	264.21	200.00	0.861	0.652	1.32

Quantitation Report

Data File : C:\HPCHEM\1\DATA\M0126.D
Acq Time : 20 Feb 93 1:31 pm
Sample : VSTD010,INST:HPM
Misc : INJ120,DET1=220,DET2=280,45-2/6/180-3
Quant Time: Feb 23 8:52 1993

Operator: PKS/ VITO
Inst : NYTEST HP
Multiplr: 1.00

Method : C:\HPCHEM\1\METHODS\CLPSOIL.M
Title : VOA Standards for 5 point calibration
Last Update : Tue Feb 23 11:15:05 1993
Response via : Single Level Calibration

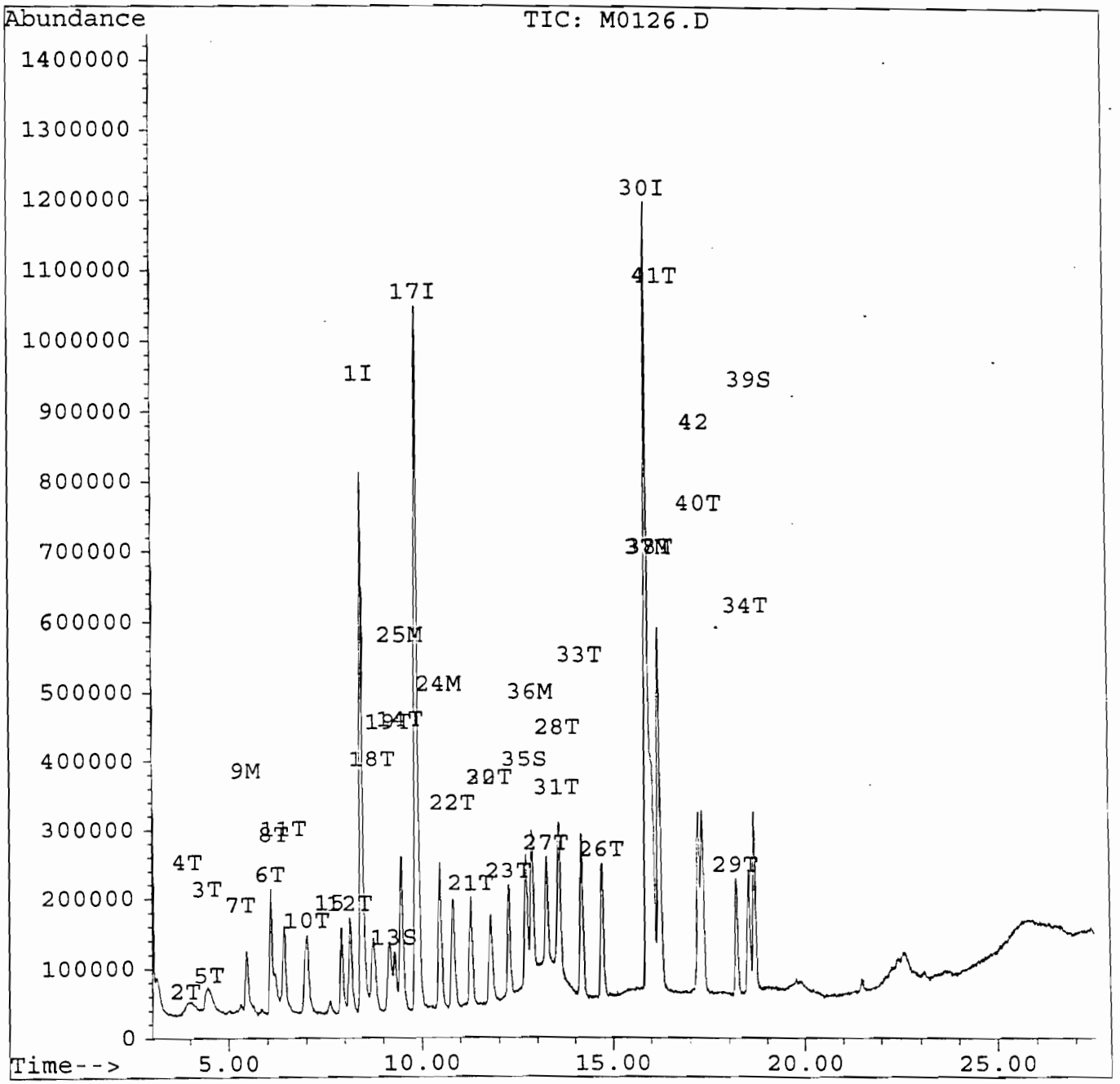

0000211

Quantitation Report

Data File : C:\HPCHEM\1\DATA\M0126.D
Acq Time : 20 Feb 93 1:31 pm
Sample : VSTD010,INST:HPM
Misc : INJ120,DET1=220,DET2=280,45-2/6/180-3
Quant Time: Feb 23 8:52 1993

Operator: PKS/ VITO
Inst : NYTEST HP
Multiplr: 1.00

Method : C:\HPCHEM\1\METHODS\CLPSOIL.M
Title : VOA Standards for 5 point calibration
Last Update : Tue Feb 23 11:15:05 1993
Response via : Single Level Calibration

Internal Standards	R.T.	QIon	Response	Conc Units	Dev(Min)
1) Bromochloromethane	8.45	128	610818	50.00 ug/l	0.00
17) 1,4-Difluorobenzene	9.87	114	2694129	50.00 ug/l	0.00
30) Chlorobenzene-d5	15.92	117	2060997	50.00 ug/l	0.00
System Monitoring Compounds					%Recovery
13) 1,2-Dichloroethane-d4	9.29	65	142621	11.58 ug/l	23.16%
35) Toluene-d8	12.72	98	416229	10.41 ug/l	20.82%
39) 4-Bromofluorobenzene	18.68	95	295426	9.23 ug/l	18.46%
Target Compounds					Qvalue
2) Chloromethane	3.88	50	87335	11.93 ug/l m	87
3) Bromomethane	4.45	94	116875	8.75 ug/l m	99
4) Vinyl Chloride	3.96	62	108376	10.19 ug/l m	97
5) Chloroethane	4.51	64	74337	10.16 ug/l m	93
6) Methylene Chloride	6.09	84	231628	13.30 ug/l	90
7) Acetone	5.31	43	37652	11.69 ug/l	60
8) Carbon Disulfide	6.19	76	137716	8.30 ug/l	100
9) 1,1-Dichloroethene	5.46	96	127857	10.05 ug/l	95
10) 1,1-Dichloroethane	7.03	63	294811	11.07 ug/l	92
11) 1,2-Dichloroethene (total)	6.44	96	123521	10.28 ug/l	97
12) Chloroform	8.14	83	320921	10.68 ug/l	100
14) 1,2-Dichloroethane	9.46	62	163767	10.31 ug/l	99
15) 2-Butanone	7.62	43	64681	10.59 ug/l	92
18) 1,1,1-Trichloroethane	8.75	97	249389	12.80 ug/l	97
19) Carbon Tetrachloride	9.17	117	249360	19.17 ug/l	93
20) Vinyl Acetate	11.79	43	256272	10.52 ug/l	100
21) Bromodichloromethane	11.27	83	312028	11.26 ug/l	98
22) 1,2-Dichloropropane	10.81	63	212382	10.87 ug/l	97
23) cis-1,3-Dichloropropene	12.26	75	276327	13.24 ug/l	98
24) Trichloroethene	10.47	130	224380	11.07 ug/l	98
25) Benzene	9.48	78	413697	10.36 ug/l	100
26) Dibromochloromethane	14.72	129	331620	12.74 ug/l	98
27) trans-1,3-Dichloropropene	13.26	75	242217	16.64 ug/l	99
28) 1,1,2-Trichloroethane	13.60	97	193172	9.85 ug/l	98
29) Bromoform	18.21	173	237519	13.29 ug/l	100
31) 4-Methyl-2-Pentanone	13.54	43	143825	12.00 ug/l	95
32) 2-Hexanone	11.79	43	256272	9.70 ug/l	85
33) Tetrachloroethene	14.19	164	184142	11.05 ug/l	100
34) 1,1,2,2-Tetrachloroethane	18.54	83	316517	9.24 ug/l	96
36) Toluene	12.87	91	507398	10.64 ug/l #	75
37) Chlorobenzene	16.01	112	449671	10.86 ug/l	100
38) Ethylbenzene	16.08	106	203803	11.67 ug/l	99
40) Styrene	17.34	104	429243	11.11 ug/l	93
41) M-P, Xylene	16.23	106	500170	11.72 ug/l	96

(#) = qualifier out of range (m) = manual integration 0000212

Quantitation Report

Data File : C:\HPCHEM\1\DATA\M0126.D
Acq Time : 20 Feb 93 1:31 pm
Sample : VSTD010,INST:HPM
Misc : INJ120,DET1=220,DET2=280,45-2/6/180-3
Quant Time: Feb 23 8:52 1993

Operator: PKS/ VITO
Inst : NYTEST HP
Multiplr: 1.00

Method : C:\HPCHEM\1\METHODS\CLPSOIL.M
Title : VOA Standards for 5 point calibration
Last Update : Tue Feb 23 11:15:05 1993
Response via : Single Level Calibration

Compound	R.T.	QIon	Response	Conc Unit	Qvalue
42) O-Xylene	17.24	106	254377	11.58 ug/l	99

0000213

(#) = qualifier out of range (m) = manual integration

Quantitation Report

Data File : C:\HPCHEM\1\DATA\M0129.D
Acq Time : 20 Feb 93 3:11 pm
Sample : VSTD020,INST:HPM
Misc : INJ120,DET1=220,DET2=280,45-2/6/180-3
Quant Time: Feb 23 11:29 1993

Operator: PKS/ VITO
Inst : NYTEST HP
Multiplr: 1.00

Method : C:\HPCHEM\1\METHODS\CLPSOIL.M
Title : VOA Standards for 5 point calibration
Last Update : Tue Feb 23 11:15:05 1993
Response via : Single Level Calibration

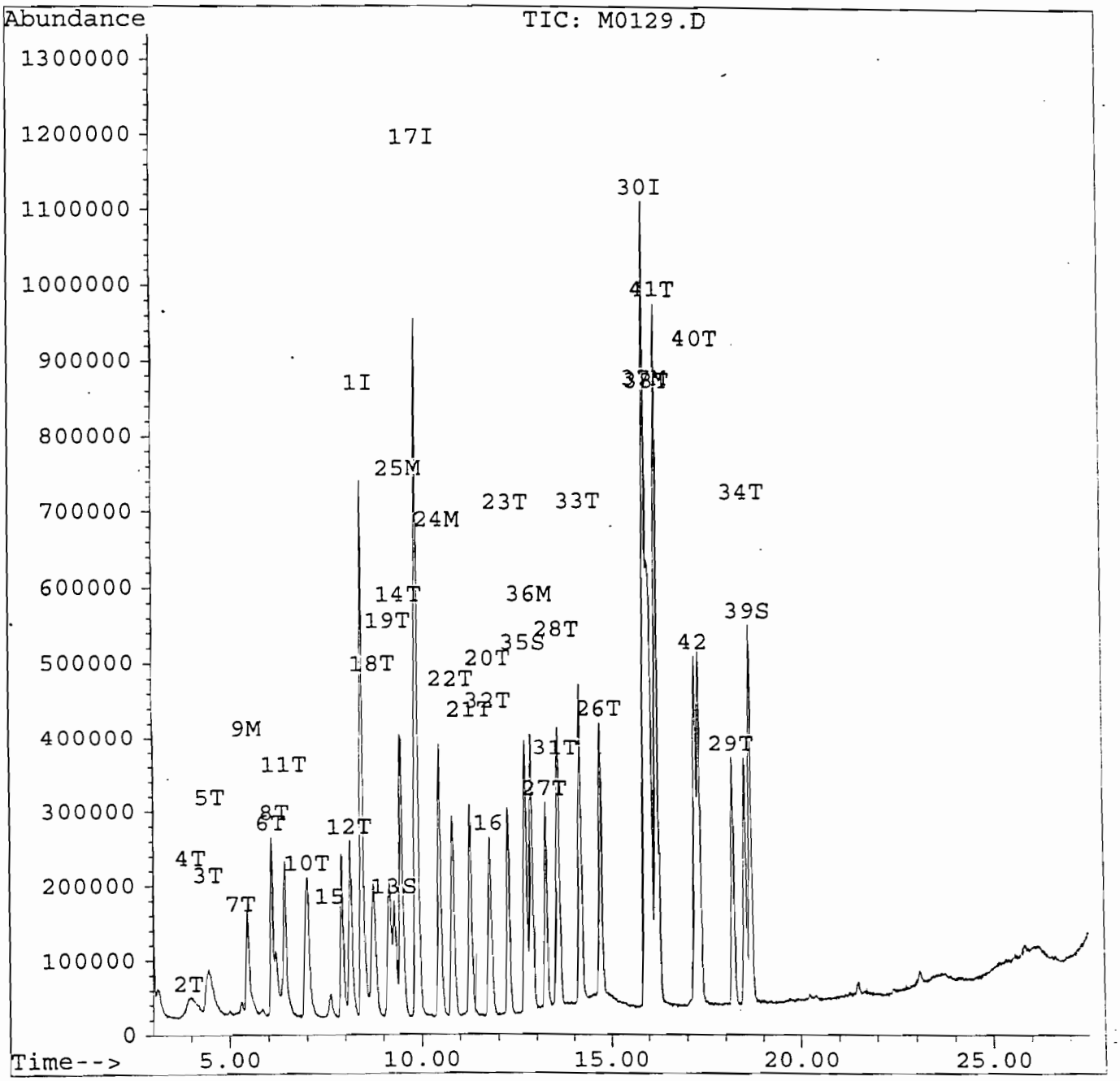

0000214

Quantitation Report

Data File : C:\HPCHEM\1\DATA\M0129.D
Acq Time : 20 Feb 93 3:11 pm
Sample : VSTD020,INST:HPM
Misc : INJ120,DET1=220,DET2=280,45-2/6/180-3
Quant Time: Feb 23 11:29 1993

Operator: PKS/ VITO
Inst : NYTEST HP
Multiplr: 1.00

Method : C:\HPCHEM\1\METHODS\CLPSOIL.M
Title : VOA Standards for 5 point calibration
Last Update : Tue Feb 23 11:15:05 1993
Response via : Single Level Calibration

Internal Standards	R.T.	QIon	Response	Conc Units	Dev(Min)
1) Bromochloromethane	8.45	128	562498	50.00 ug/l	0.00
17) 1,4-Difluorobenzene	9.87	114	2486647	50.00 ug/l	0.00
30) Chlorobenzene-d5	15.92	117	1919032	50.00 ug/l	0.00
System Monitoring Compounds					%Recovery
13) 1,2-Dichloroethane-d4	9.30	65	246216	18.14 ug/l	36.27%
35) Toluene-d8	12.72	98	805337	18.97 ug/l	37.93%
39) 4-Bromofluorobenzene	18.69	95	591654	18.43 ug/l	36.86%
Target Compounds					Qvalue
2) Chloromethane	3.93	50	56795	9.55 ug/l	99
3) Bromomethane	4.44	94	208657	20.45 ug/l	99
4) Vinyl Chloride	4.01	62	185071	21.80 ug/l	99
5) Chloroethane	4.52	64	84704	13.45 ug/l	93
6) Methylene Chloride	6.09	84	332215	24.03 ug/l	91
7) Acetone	5.30	43	53728	20.84 ug/l	68
8) Carbon Disulfide	6.19	76	229134	21.39 ug/l	100
9) 1,1-Dichloroethene	5.47	96	213038	21.09 ug/l	94
10) 1,1-Dichloroethane	7.03	63	501521	20.70 ug/l	96
11) 1,2-Dichloroethene (total)	6.44	96	204320	20.52 ug/l	96
12) Chloroform	8.15	83	565451	20.49 ug/l	99
14) 1,2-Dichloroethane	9.45	62	285630	20.08 ug/l	98
15) 2-Butanone	7.63	43	114469	21.32 ug/l	96
16) 2-Chloroethylvinyl Ether	11.77	63	195944	22.24 ug/l #	76
18) 1,1,1-Trichloroethane	8.76	97	425328	20.42 ug/l	99
19) Carbon Tetrachloride	9.16	117	446065	20.22 ug/l	94
20) Vinyl Acetate	11.79	43	447891	19.89 ug/l	100
21) Bromodichloromethane	11.27	83	570473	19.95 ug/l	100
22) 1,2-Dichloropropane	10.82	63	373015	20.31 ug/l	98
23) cis-1,3-Dichloropropene	12.27	75	491614	20.18 ug/l	98
24) Trichloroethene	10.47	130	402033	20.40 ug/l	97
25) Benzene	9.47	78	723674	20.53 ug/l	100
26) Dibromochloromethane	14.73	129	615369	19.50 ug/l	98
27) trans-1,3-Dichloropropene	13.26	75	424868	19.88 ug/l	99
28) 1,1,2-Trichloroethane	13.60	97	356867	20.23 ug/l	99
29) Bromoform	18.22	173	483602	19.06 ug/l	98
31) 4-Methyl-2-Pentanone	13.54	43	207036	21.68 ug/l	100
32) 2-Hexanone	11.79	43	447891	20.34 ug/l	93
33) Tetrachloroethene	14.18	164	338313	20.82 ug/l	99
34) 1,1,2,2-Tetrachloroethane	18.54	83	580276	20.03 ug/l	97
36) Toluene	12.88	91	887662	20.59 ug/l #	76
37) Chlorobenzene	16.01	112	807712	20.56 ug/l	100
38) Ethylbenzene	16.09	106	364542	21.01 ug/l	94
40) Styrene	17.35	104	783807	20.51 ug/l	93

(#) = qualifier out of range (m) = manual integration

0000215

Quantitation Report

Data File : C:\HPCHEM\1\DATA\M0129.D
Acq Time : 20 Feb 93 3:11 pm
Sample : VSTD020,INST:HPM
Misc : INJ120,DET1=220,DET2=280,45-2/6/180-3
Quant Time: Feb 23 11:29 1993

Operator: PKS/ VITO
Inst : NYTEST HP
Multiplr: 1.00

Method : C:\HPCHEM\1\METHODS\CLPSOIL.M
Title : VOA Standards for 5 point calibration
Last Update : Tue Feb 23 11:15:05 1993
Response via : Single Level Calibration

Compound	R.T.	QIon	Response	Conc Unit	Qvalue
41) M-P, Xylene	16.23	106	901545	20.38 ug/l	95
42) O-Xylene	17.24	106	455446	20.90 ug/l	100

0000216

(#) = qualifier out of range (m) = manual integration

Quantitation Report

Data File : C:\HPCHEM\1\DATA\M0130.D
Acq Time : 20 Feb 93 3:45 pm
Sample : VSTD050,INST:HPM
Misc : INJ120,DET1=220,DET2=280,45-2/6/180-3
Quant Time: Feb 23 9:06 1993

Operator: PKS/ VITO
Inst : NYTEST HP
Multiplr: 1.00

Method : C:\HPCHEM\1\METHODS\CLPSOIL.M
Title : VOA Standards for 5 point calibration
Last Update : Tue Feb 23 11:15:05 1993
Response via : Single Level Calibration

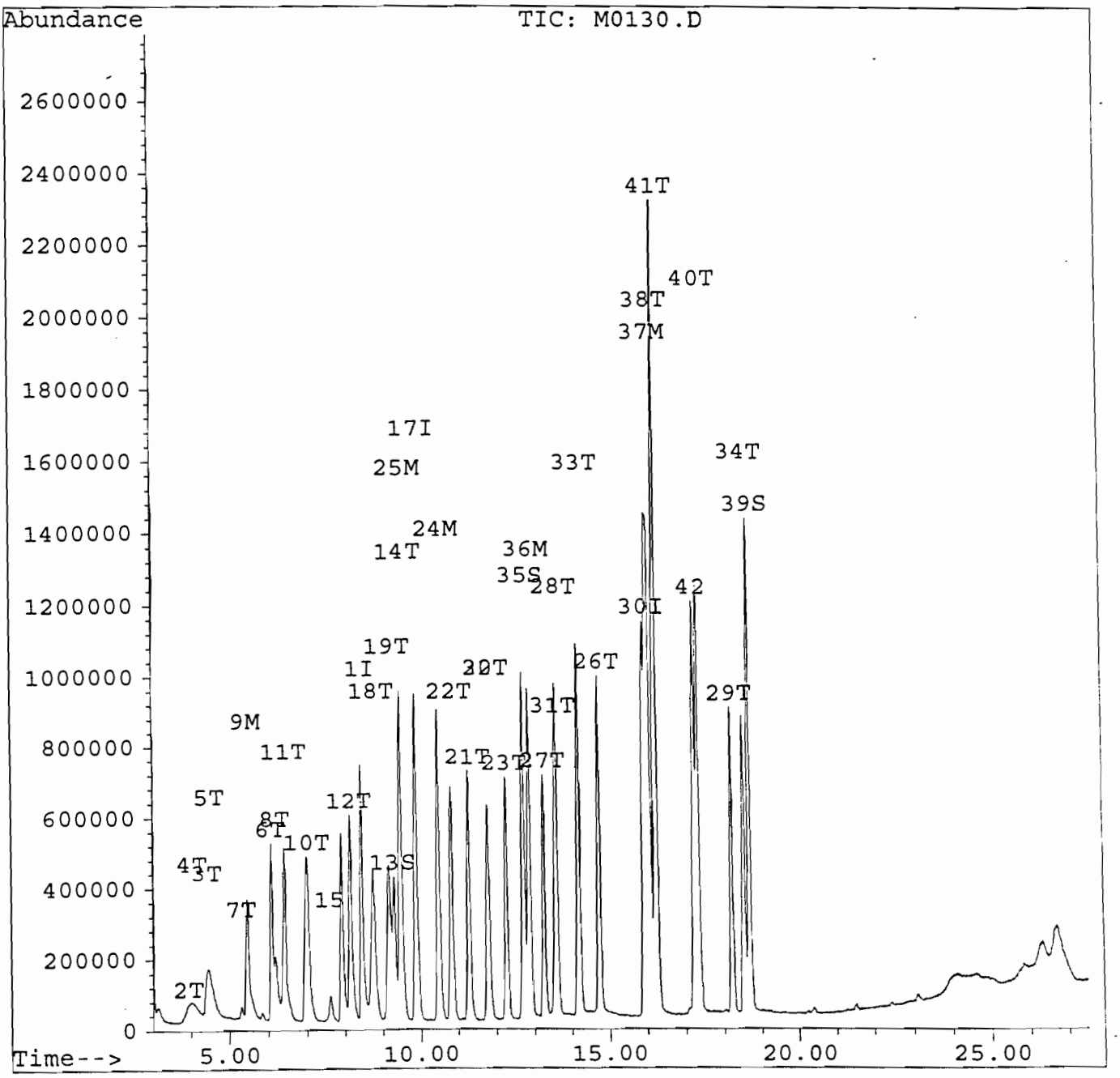

0000217

Quantitation Report

Data File : C:\HPCHEM\1\DATA\M0130.D
Acq Time : 20 Feb 93 3:45 pm
Sample : VSTD050,INST:HPM
Misc : INJ120,DET1=220,DET2=280,45-2/6/180-3
Quant Time: Feb 23 9:06 1993

Operator: PKS/ VITO
Inst : NYTEST HP
Multiplr: 1.00

Method : C:\HPCHEM\1\METHODS\CLPSOIL.M
Title : VOA Standards for 5 point calibration
Last Update : Tue Feb 23 11:15:05 1993
Response via : Single Level Calibration

Internal Standards	R.T.	QIon	Response	Conc	Units		Dev(Min)
1) Bromochloromethane	8.45	128	567742	50.00	ug/l		0.00
17) 1,4-Difluorobenzene	9.87	114	2484738	50.00	ug/l		0.00
30) Chlorobenzene-d5	15.92	117	1961342	50.00	ug/l		0.00
System Monitoring Compounds							%Recovery
13) 1,2-Dichloroethane-d4	9.30	65	685078	59.83	ug/l		119.67%
35) Toluene-d8	12.71	98	2169899	57.03	ug/l		114.06%
39) 4-Bromofluorobenzene	18.69	95	1640365	53.87	ug/l		107.73%
Target Compounds							Qvalue
2) Chloromethane	3.96	50	299989	44.07	ug/l	m	100
3) Bromomethane	4.44	94	514967	41.50	ug/l		100
4) Vinyl Chloride	4.05	62	428420	43.34	ug/l	m	98
5) Chloroethane	4.52	64	317898	46.72	ug/l		97
6) Methylene Chloride	6.09	84	697641	43.09	ug/l		90
7) Acetone	5.31	43	130106	43.47	ug/l		72
8) Carbon Disulfide	6.19	76	540518	35.04	ug/l		100
9) 1,1-Dichloroethene	5.46	96	509667	43.12	ug/l		94
10) 1,1-Dichloroethane	7.03	63	1222944	49.42	ug/l		97
11) 1,2-Dichloroethene (total)	6.44	96	502562	45.00	ug/l		99
12) Chloroform	8.15	83	1392752	49.88	ug/l		99
14) 1,2-Dichloroethane	9.46	62	717694	48.62	ug/l		99
15) 2-Butanone	7.62	43	270999	47.72	ug/l		94
18) 1,1,1-Trichloroethane	8.75	97	1040503	57.92	ug/l		100
19) Carbon Tetrachloride	9.18	117	1101959	91.84	ug/l		98
20) Vinyl Acetate	11.78	43	1125154	50.08	ug/l		100
21) Bromodichloromethane	11.28	83	1428385	55.87	ug/l		99
22) 1,2-Dichloropropane	10.81	63	917813	50.94	ug/l		99
23) cis-1,3-Dichloropropene	12.25	75	1216926	63.24	ug/l		98
24) Trichloroethene	10.47	130	984572	52.67	ug/l		98
25) Benzene	9.48	78	1761017	47.80	ug/l		100
26) Dibromochloromethane	14.73	129	1576498	65.69	ug/l		98
27) trans-1,3-Dichloropropene	13.26	75	1067921	79.53	ug/l		100
28) 1,1,2-Trichloroethane	13.60	97	881471	48.72	ug/l		99
29) Bromoform	18.21	173	1267760	76.92	ug/l		100
31) 4-Methyl-2-Pentanone	13.54	43	487979	42.77	ug/l		96
32) 2-Hexanone	11.78	43	1125154	44.76	ug/l		97
33) Tetrachloroethene	14.17	164	830420	52.36	ug/l		99
34) 1,1,2,2-Tetrachloroethane	18.53	83	1480357	45.39	ug/l		99
36) Toluene	12.87	91	2202768	48.53	ug/l	#	77
37) Chlorobenzene	16.00	112	2007432	50.97	ug/l		99
38) Ethylbenzene	16.07	106	886839	53.38	ug/l		99
40) Styrene	17.34	104	1952481	53.12	ug/l		94
41) M-P, Xylene	16.23	106	2260774	55.66	ug/l		97

(#) = qualifier out of range (m) = manual integration

0000218

Quantitation Report

Data File : C:\HPCHEM\1\DATA\M0130.D
Acq Time : 20 Feb 93 3:45 pm
Sample : VSTD050,INST:HPM
Misc : INJ120,DET1=220,DET2=280,45-2/6/180-3
Quant Time: Feb 23 9:06 1993

Operator: PKS/ VITO
Inst : NYTEST HP
Multiplr: 1.00

Method : C:\HPCHEM\1\METHODS\CLPSOIL.M
Title : VOA Standards for 5 point calibration
Last Update : Tue Feb 23 11:15:05 1993
Response via : Single Level Calibration

Compound	R.T.	QIon	Response	Conc Unit	Qvalue
42) O-Xylene	17.24	106	1113854	53.31 ug/l	97

0000219

(#) = qualifier out of range (m) = manual integration

Quantitation Report

Data File : C:\HPCHEM\1\DATA\M0132.D
Acq Time : 20 Feb 93 4:53 pm
Sample : VSTD100,INST:HPM
Misc : INJ120,DET1=220,DET2=280,45-2/6/180-3
Quant Time: Feb 23 9:13 1993

Operator: PKS/ VITO
Inst : NYTEST HP
Multiplr: 1.00

Method : C:\HPCHEM\1\METHODS\CLPSOIL.M
Title : VOA Standards for 5 point calibration
Last Update : Tue Feb 23 11:15:05 1993
Response via : Single Level Calibration

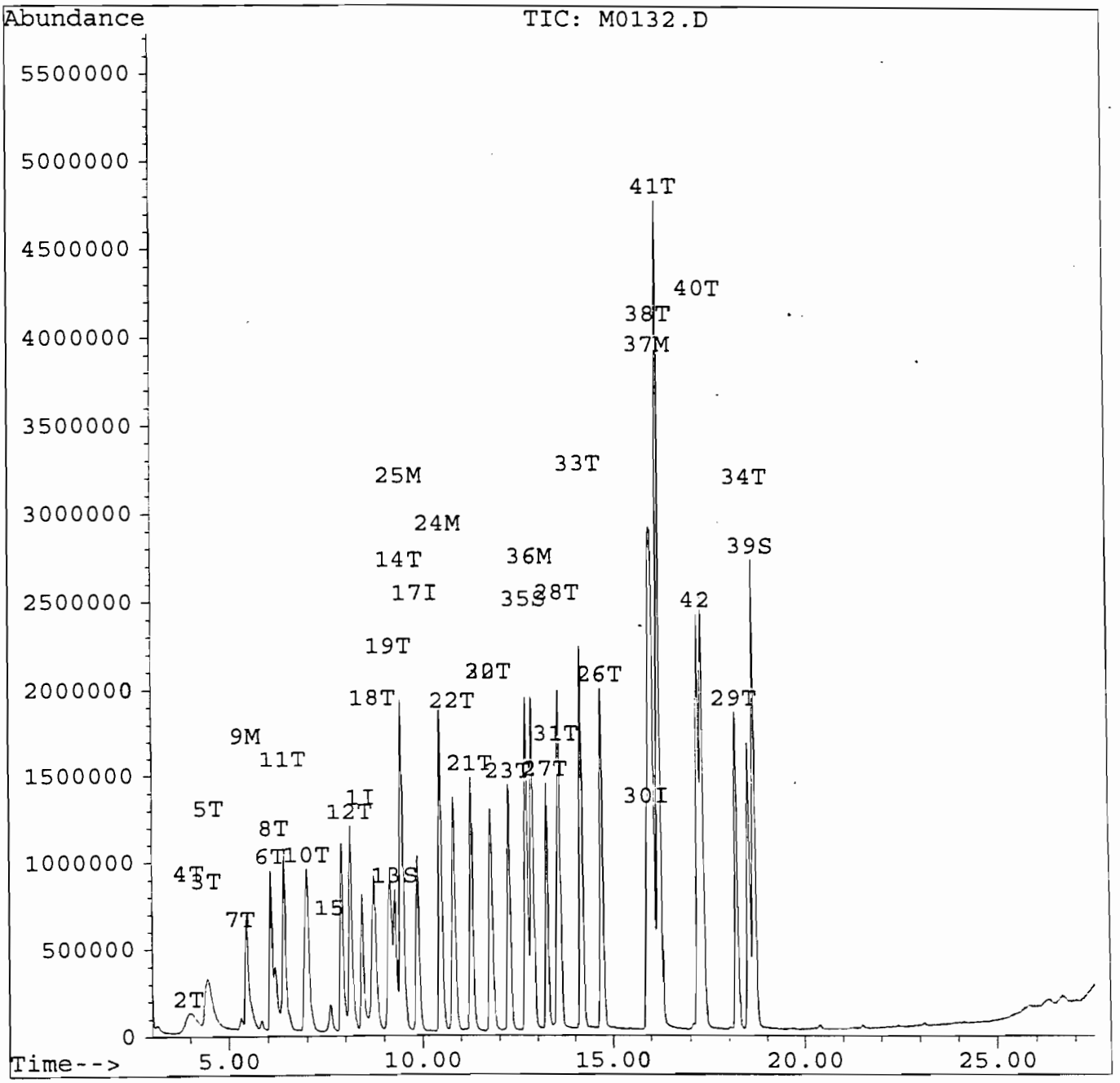

0000220

Quantitation Report

Data File : C:\HPCHEM\1\DATA\M0132.D
Acq Time : 20 Feb 93 4:53 pm
Sample : VSTD100,INST:HPM
Misc : INJ120,DET1=220,DET2=280,45-2/6/180-3
Quant Time: Feb 23 9:13 1993

Operator: PKS/ VITO
Inst : NYTEST HP
Multiplr: 1.00

Method : C:\HPCHEM\1\METHODS\CLPSOIL.M
Title : VOA Standards for 5 point calibration
Last Update : Tue Feb 23 11:15:05 1993
Response via : Single Level Calibration

Internal Standards	R.T.	QIon	Response	Conc Units	Dev(Min)
1) Bromochloromethane	8.44	128	613978	50.00 ug/l	0.00
17) 1,4-Difluorobenzene	9.87	114	2696561	50.00 ug/l	0.00
30) Chlorobenzene-d5	15.92	117	2115533	50.00 ug/l	0.00
System Monitoring Compounds					%Recovery
13) 1,2-Dichloroethane-d4	9.30	65	1342937	108.46 ug/l	216.92%
35) Toluene-d8	12.71	98	4233473	103.16 ug/l	206.31%
39) 4-Bromofluorobenzene	18.69	95	3150121	95.91 ug/l	191.81%
Target Compounds					Qvalue
2) Chloromethane	3.96	50	603215	81.95 ug/l m	98
3) Bromomethane	4.43	94	1026827	76.52 ug/l	99
4) Vinyl Chloride	4.01	62	891188	83.36 ug/l m	99
5) Chloroethane	4.52	64	611467	83.10 ug/l	99
6) Methylene Chloride	6.08	84	1325575	75.70 ug/l	90
7) Acetone	5.31	43	234848	72.56 ug/l	76
8) Carbon Disulfide	6.20	76	1143026	68.52 ug/l	100
9) 1,1-Dichloroethene	5.46	96	1071401	83.81 ug/l	93
10) 1,1-Dichloroethane	7.02	63	2528538	94.48 ug/l	99
11) 1,2-Dichloroethene (total)	6.43	96	1046559	86.65 ug/l	95
12) Chloroform	8.14	83	2862805	94.80 ug/l	99
14) 1,2-Dichloroethane	9.46	62	1461385	91.54 ug/l	99
15) 2-Butanone	7.62	43	583746	95.06 ug/l	95
18) 1,1,1-Trichloroethane	8.75	97	2155473	110.56 ug/l	99
19) Carbon Tetrachloride	9.17	117	2307217	177.19 ug/l	98
20) Vinyl Acetate	11.79	43	2404464	98.62 ug/l	100
21) Bromodichloromethane	11.27	83	2945122	106.14 ug/l	99
22) 1,2-Dichloropropane	10.82	63	1880450	96.18 ug/l	100
23) cis-1,3-Dichloropropene	12.26	75	2488744	119.18 ug/l	98
24) Trichloroethene	10.47	130	2093510	103.20 ug/l	96
25) Benzene	9.47	78	3636089	90.95 ug/l	100
26) Dibromochloromethane	14.72	129	3313194	127.20 ug/l	99
27) trans-1,3-Dichloropropene	13.26	75	2197287	150.79 ug/l	99
28) 1,1,2-Trichloroethane	13.60	97	1818558	92.63 ug/l	100
29) Bromoform	18.22	173	2736299	152.97 ug/l	100
31) 4-Methyl-2-Pentanone	13.54	43	1060711	86.19 ug/l	100
32) 2-Hexanone	11.79	43	2404464	88.67 ug/l	95
33) Tetrachloroethene	14.18	164	1774245	103.72 ug/l	97
34) 1,1,2,2-Tetrachloroethane	18.54	83	3046494	86.61 ug/l	98
36) Toluene	12.87	91	4591208	93.78 ug/l #	76
37) Chlorobenzene	16.01	112	4176384	98.31 ug/l	100
38) Ethylbenzene	16.08	106	1857439	103.66 ug/l	95
40) Styrene	17.35	104	4058941	102.38 ug/l	93
41) M-P, Xylene	16.23	106	4647823	106.08 ug/l	95

(#) = qualifier out of range (m) = manual integration

0000221

Quantitation Report

Data File : C:\HPCHEM\1\DATA\M0132.D
Acq Time : 20 Feb 93 4:53 pm
Sample : VSTD100,INST:HPM
Misc : INJ120,DET1=220,DET2=280,45-2/6/180-3
Quant Time: Feb 23 9:13 1993

Operator: PKS/ VITO
Inst : NYTEST HP
Multiplr: 1.00

Method : C:\HPCHEM\1\METHODS\CLPSOIL.M
Title : VOA Standards for 5 point calibration
Last Update : Tue Feb 23 11:15:05 1993
Response via : Single Level Calibration

Compound	R.T.	QIon	Response	Conc Unit	Qvalue
42) O-Xylene	17.24	106	2301328	102.11 ug/l	97

0000222

(#) = qualifier out of range (m) = manual integration

Quantitation Report

Data File : C:\HPCHEM\1\DATA\M0134.D
Acq Time : 20 Feb 93 5:59 pm
Sample : VSTD200,INST:HPM
Misc : INJ120,DET1=220,DET2=280,45-2/6/180-3
Quant Time: Feb 23 9:09 1993

Operator: PKS/ VITO
Inst : NYTEST HP
Multiplr: 1.00

Method : C:\HPCHEM\1\METHODS\CLPSOIL.M
Title : VOA Standards for 5 point calibration
Last Update : Tue Feb 23 11:15:05 1993
Response via : Single Level Calibration

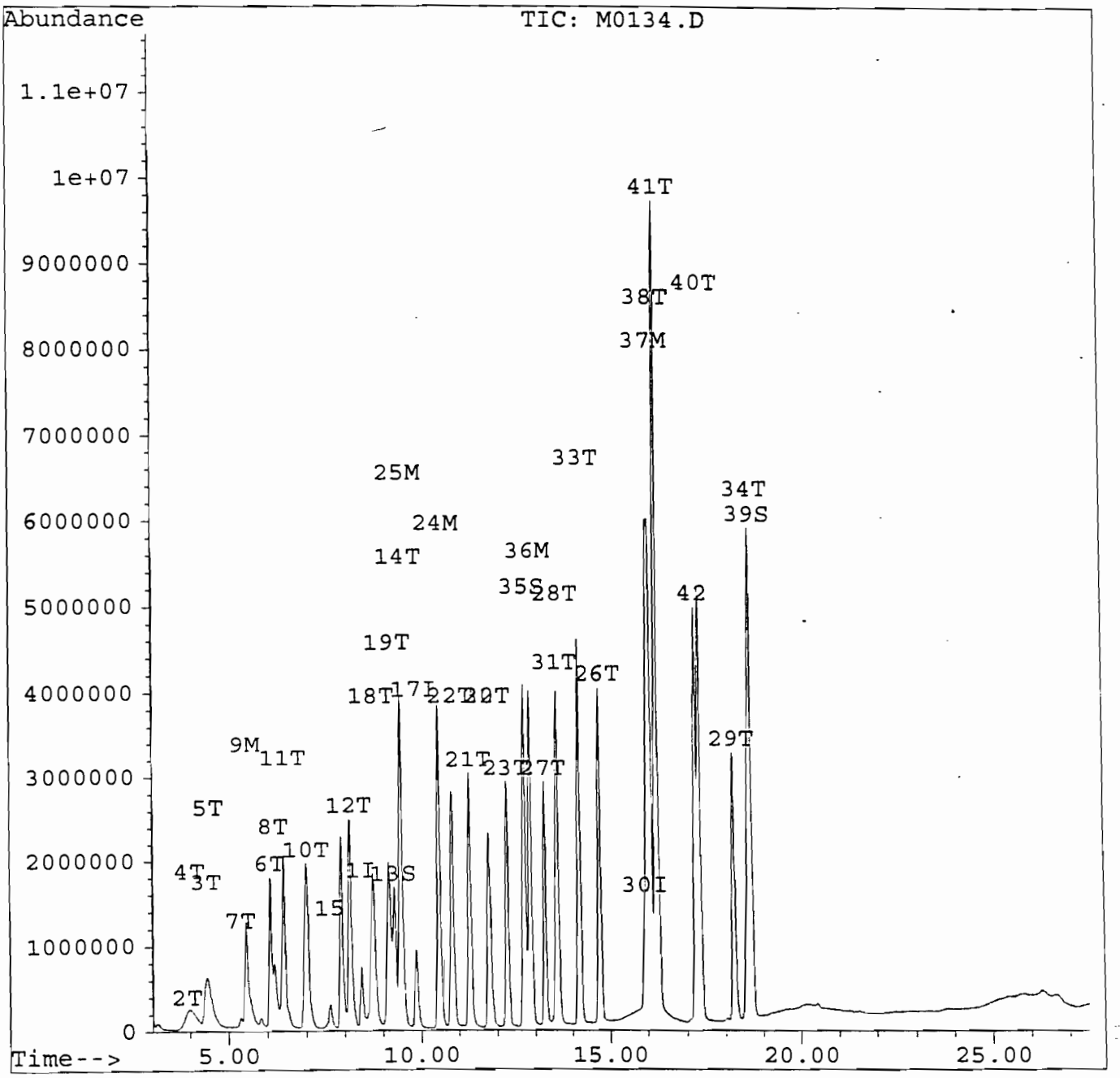

0000223

Quantitation Report

Data File : C:\HPCHEM\1\DATA\M0134.D
Acq Time : 20 Feb 93 5:59 pm
Sample : VSTD200,INST:HPM
Misc : INJ120,DET1=220,DET2=280,45-2/6/180-3
Quant Time: Feb 23 9:09 1993

Operator: PKS/ VITO
Inst : NYTEST HP
Multiplr: 1.00

Method : C:\HPCHEM\1\METHODS\CLPSOIL.M
Title : VOA Standards for 5 point calibration
Last Update : Tue Feb 23 11:15:05 1993
Response via : Single Level Calibration

Internal Standards	R.T.	QIon	Response	Conc Units	Dev(Min)
1) Bromochloromethane	8.44	128	555210	50.00 ug/l	-0.01
17) 1,4-Difluorobenzene	9.86	114	2420576	50.00 ug/l	0.00
30) Chlorobenzene-d5	15.92	117	1868676	50.00 ug/l	0.00
System Monitoring Compounds					%Recovery
13) 1,2-Dichloroethane-d4	9.29	65	2768855	247.29 ug/l	494.58%
35) Toluene-d8	12.71	98	8997371	248.20 ug/l	496.40%
39) 4-Bromofluorobenzene	18.69	95	7299559	251.59 ug/l	503.19%
Target Compounds					Qvalue
2) Chloromethane	3.92	50	1233146	185.26 ug/l	97
3) Bromomethane	4.41	94	2128193	175.37 ug/l	100
4) Vinyl Chloride	4.01	62	1887377	195.23 ug/l	98
5) Chloroethane	4.51	64	1211679	182.11 ug/l	97
6) Methylene Chloride	6.07	84	2637517	166.57 ug/l	90
7) Acetone	5.31	43	411264	140.52 ug/l	75
8) Carbon Disulfide	6.19	76	2346531	155.55 ug/l	100
9) 1,1-Dichloroethene	5.45	96	2088817	180.70 ug/l	91
10) 1,1-Dichloroethane	7.01	63	5216893	215.56 ug/l	98
11) 1,2-Dichloroethene (total)	6.42	96	2145359	196.42 ug/l	96
12) Chloroform	8.14	83	5960761	218.29 ug/l	98
14) 1,2-Dichloroethane	9.45	62	2965234	205.41 ug/l	100
15) 2-Butanone	7.62	43	1041331	187.52 ug/l	94
18) 1,1,1-Trichloroethane	8.75	97	4478686	255.92 ug/l	100
19) Carbon Tetrachloride	9.16	117	4802874	410.90 ug/l	97
20) Vinyl Acetate	11.78	43	4499595	205.60 ug/l	100
21) Bromodichloromethane	11.27	83	6124277	245.88 ug/l	100
22) 1,2-Dichloropropane	10.81	63	3897311	222.06 ug/l	98
23) cis-1,3-Dichloropropene	12.26	75	5195412	277.16 ug/l	99
24) Trichloroethene	10.46	130	4303853	236.35 ug/l	97
25) Benzene	9.46	78	7579974	211.22 ug/l	100
26) Dibromochloromethane	14.72	129	6770815	289.58 ug/l	99
27) trans-1,3-Dichloropropene	13.26	75	4490562	343.30 ug/l	100
28) 1,1,2-Trichloroethane	13.60	97	3621277	205.48 ug/l	100
29) Bromoform	18.22	173	5412116	337.07 ug/l	100
31) 4-Methyl-2-Pentanone	13.56	43	1901420	174.91 ug/l	98
32) 2-Hexanone	11.78	43	4499595	187.86 ug/l	100
33) Tetrachloroethene	14.18	164	3676609	243.33 ug/l	100
34) 1,1,2,2-Tetrachloroethane	18.61	83	5866182	188.80 ug/l	99
36) Toluene	12.88	91	9557640	221.02 ug/l #	77
37) Chlorobenzene	16.01	112	8629132	229.95 ug/l	99
38) Ethylbenzene	16.07	106	3889691	245.75 ug/l	97
40) Styrene	17.35	104	8423689	240.54 ug/l	94
41) M-P, Xylene	16.24	106	9482240	245.02 ug/l	99

(#) = qualifier out of range (m) = manual integration

0000224

Quantitation Report

Data File : C:\HPCHEM\1\DATA\M0134.D
Acq Time : 20 Feb 93 5:59 pm
Sample : VSTD200,INST:HPM
Misc : INJ120,DET1=220,DET2=280,45-2/6/180-3
Quant Time: Feb 23 9:09 1993

Operator: PKS/ VITO
Inst : NYTEST HP
Multiplr: 1.00

Method : C:\HPCHEM\1\METHODS\CLPSOIL.M
Title : VOA Standards for 5 point calibration
Last Update : Tue Feb 23 11:15:05 1993
Response via : Single Level Calibration

Compound	R.T.	QIon	Response	Conc Unit	Qvalue
42) O-Xylene	17.24	106	4775361	239.86 ug/l	97

0000225

(#) = qualifier out of range (m) = manual integration

7A

VOLATILE CONTINUING CALIBRATION CHECK

Lab Name: NYTEST ENV INC Contract: 9319853

Lab Code: NYTEST Case No.: 15897 SAS No.: _____ SDG No.: _____

Instrument ID: FIN_D Calibration date: 03/02/93 Time: 0958

Lab File ID: D4697 Init. Calib. Date(s): 01/26/93 01/26/93

Matrix:(soil/water) SOIL Level:(low/med) MED Column:(pack/cap) PACK

Min RRF50 for SPCC(#) = 0.300 (0.250 for Bromoform) Max %D for CCC(*) = 25.0%

COMPOUND		$\overline{RRF}$	RRF50	%D	
Chloromethane	#	0.979	0.905	7.6	#
Bromomethane		1.664	1.564	6.0	
Vinyl Chloride	*	1.295	1.304	-0.7	*
Chloroethane		0.920	0.896	2.6	
Methylene Chloride		1.751	1.562	10.8	
Acetone		0.356	0.521	-46.4	
Carbon Disulfide		2.944	2.765	6.1	
1,1-Dichloroethene	*	1.124	1.105	1.7	*
1,1-Dichloroethane	#	2.655	2.452	7.6	#
1,2-Dichloroethene (total)		1.416	1.296	8.5	
Chloroform	*	2.751	2.398	12.8	*
1,2-Dichloroethane		1.584	1.304	17.7	
2-Butanone		0.688	0.480	30.2	
1,1,1-Trichloroethane		0.349	0.351	-0.6	
Carbon Tetrachloride		0.400	0.380	5.0	
Vinyl Acetate		0.653	0.448	31.4	
Bromodichloromethane		0.562	0.530	5.7	
1,2-Dichloropropane	*	0.482	0.437	9.3	*
cis-1,3-Dichloropropene		0.471	0.466	1.1	
Trichloroethene		0.461	0.426	7.6	
Dibromochloromethane		0.563	0.510	9.4	
1,1,2-Trichloroethane		0.413	0.348	15.7	
Benzene		1.092	0.975	10.7	
trans-1,3-Dichloropropene		0.396	0.380	4.0	
Bromoform	#	0.452	0.414	8.4	#
4-Methyl-2-Pentanone		0.507	0.366	27.8	
2-Hexanone		0.322	0.215	33.2	
Tetrachloroethene		0.543	0.459	15.5	
1,1,2,2-Tetrachloroethane	#	0.867	0.635	26.8	#
Toluene	*	1.413	1.178	16.6	*
Chlorobenzene	#	1.096	0.946	13.7	#
Ethylbenzene	*	0.521	0.447	14.2	*
Styrene		0.969	0.851	12.2	
Xylene (total)		0.610	0.526	13.8	
Toluene-d8		1.127	1.083	3.9	
Bromofluorobenzene		0.686	0.652	5.0	
1,2-Dichloroethane-d4		1.287	1.204	6.4	

0000226

7A

VOLATILE CONTINUING CALIBRATION CHECK

Lab Name: NYTEST ENV INC Contract: 9319853

Lab Code: NYTEST Case No.: 15897 SAS No.: _____ SDG No.: _____

Instrument ID: FIN_D Calibration date: 03/03/93 Time: 0945

Lab File ID: D4712 Init. Calib. Date(s): 01/26/93 01/26/93

Matrix:(soil/water) SOIL Level:(low/med) MED Column:(pack/cap) PACK

Min RRF50 for SPCC(#) = 0.300 (0.250 for Bromoform) Max %D for CCC(*) = 25.0%

COMPOUND		$\overline{RRF}$	RRF50	%D	
Chloromethane	#	0.979	1.011	-3.3	#
Bromomethane		1.664	1.714	-3.0	
Vinyl Chloride	*	1.295	1.388	-7.2	*
Chloroethane		0.920	0.953	-3.6	
Methylene Chloride		1.751	1.593	9.0	
Acetone		0.356	0.384	-7.9	
Carbon Disulfide		2.944	2.665	9.5	
1,1-Dichloroethene	*	1.124	1.108	1.4	*
1,1-Dichloroethane	#	2.655	2.580	2.8	#
1,2-Dichloroethene (total)		1.416	1.290	8.9	
Chloroform	*	2.751	2.489	9.5	*
1,2-Dichloroethane		1.584	1.414	10.7	
2-Butanone		0.688	0.650	5.5	
1,1,1-Trichloroethane		0.349	0.387	-10.9	
Carbon Tetrachloride		0.400	0.381	4.8	
Vinyl Acetate		0.653	0.522	20.1	
Bromodichloromethane		0.562	0.550	2.1	
1,2-Dichloropropane	*	0.482	0.469	2.7	*
cis-1,3-Dichloropropene		0.471	0.509	-8.1	
Trichloroethene		0.461	0.425	7.8	
Dibromochloromethane		0.563	0.519	7.8	
1,1,2-Trichloroethane		0.413	0.362	12.4	
Benzene		1.092	0.995	8.9	
trans-1,3-Dichloropropene		0.396	0.423	-6.8	
Bromoform	#	0.452	0.395	12.6	#
4-Methyl-2-Pentanone		0.507	0.475	6.3	
2-Hexanone		0.322	0.296	8.1	
Tetrachloroethene		0.543	0.459	15.5	
1,1,2,2-Tetrachloroethane	#	0.867	0.686	20.9	#
Toluene	*	1.413	1.271	10.0	*
Chlorobenzene	#	1.096	0.987	9.9	#
Ethylbenzene	*	0.521	0.470	9.8	*
Styrene		0.969	0.853	12.0	
Xylene (total)		0.610	0.600	1.6	
Toluene-d8		1.127	1.147	-1.8	
Bromofluorobenzene		0.686	0.676	1.5	
1,2-Dichloroethane-d4		1.287	1.298	-0.9	

0000227

7A

VOLATILE CONTINUING CALIBRATION CHECK

Lab Name: NYTEST ENV INC Contract: 9319853

Lab Code: NYTEST Case No.: 15922 SAS No.: _____ SDG No.: _____

Instrument ID: FIN_G Calibration date: 03/04/93 Time: 0931

Lab File ID: G1219 Init. Calib. Date(s): 02/17/93 02/17/93

Matrix:(soil/water) SOIL Level:(low/med) LOW Column:(pack/cap) CAP

Min RRF50 for SPCC(#) = 0.300 (0.250 for Bromoform) Max %D for CCC(*) = 25.0%

COMPOUND		$\overline{RRF}$	RRF50	%D	
Chloromethane	#	0.963	0.941	2.3	#
Bromomethane		1.995	1.866	6.5	
Vinyl Chloride	*	1.591	1.543	3.0	*
Chloroethane		0.814	0.966	-18.7	
Methylene Chloride		3.063	2.094	31.6	
Acetone		1.013	0.835	17.6	
Carbon Disulfide		2.248	2.959	-31.6	
1,1-Dichloroethene	*	1.375	1.512	-10.0	*
1,1-Dichloroethane	#	4.104	4.086	0.4	#
1,2-Dichloroethene (total)		1.710	1.685	1.5	
Chloroform	*	3.214	3.104	3.4	*
1,2-Dichloroethane		2.127	1.965	7.6	
2-Butanone		1.370	1.193	12.9	
1,1,1-Trichloroethane		0.391	0.374	4.3	
Carbon Tetrachloride		0.358	0.340	5.0	
Vinyl Acetate		1.154	1.135	1.6	
Bromodichloromethane		0.502	0.453	9.8	
1,2-Dichloropropane	*	0.677	0.598	11.7	*
cis-1,3-Dichloropropene		0.527	0.490	7.0	
Trichloroethene		0.378	0.347	8.2	
Dibromochloromethane		0.439	0.379	13.7	
1,1,2-Trichloroethane		0.381	0.323	15.2	
Benzene		1.407	1.433	-1.8	
trans-1,3-Dichloropropene		0.639	0.600	6.1	
Bromoform	#	0.310	0.372	-20.0	#
4-Methyl-2-Pentanone		0.744	0.611	17.9	
2-Hexanone		0.489	0.398	18.6	
Tetrachloroethene		0.319	0.299	6.3	
1,1,2,2-Tetrachloroethane	#	0.675	0.566	16.2	#
Toluene	*	1.565	1.535	1.9	*
Chlorobenzene	#	1.096	1.014	7.5	#
Ethylbenzene	*	0.577	0.523	9.4	*
Styrene		1.179	1.138	3.5	
Xylene (total)		0.728	0.660	9.3	
Toluene-d8		1.174	1.151	2.0	
Bromofluorobenzene		0.554	0.515	7.0	
1,2-Dichloroethane-d4		1.395	1.341	3.9	

0000228

7A

VOLATILE CONTINUING CALIBRATION CHECK

Lab Name: NYTEST ENV INC Contract: 9319853

Lab Code: NYTEST Case No.: 15897 SAS No.: _____ SDG No.: _____

Instrument ID: HP.M Calibration date: 02/26/93 Time: 1504

Lab File ID: M0199 Init. Calib. Date(s): 02/20/93 02/20/93

Matrix:(soil/water) SOIL Level:(low/med) LOW Column:(pack/cap) CAP

Min RRF50 for SPCC(#) = 0.300 (0.250 for Bromoform) Max %D for CCC(*) = 25.0%

COMPOUND		RRF	RRF50	%D	
Chloromethane	#	0.577	0.640	-10.9	#
Bromomethane		0.991	1.031	-4.0	
Vinyl Chloride	*	0.819	0.855	-4.4	*
Chloroethane		0.563	0.610	-8.3	
Methylene Chloride		1.374	1.550	-12.8	
Acetone		0.230	0.290	-26.1	
Carbon Disulfide		1.017	1.031	-1.4	
1,1-Dichloroethene	*	0.941	0.978	-3.9	*
1,1-Dichloroethane	#	2.241	2.340	-4.4	#
1,2-Dichloroethene (total)		0.924	1.153	-24.8	
Chloroform	*	2.522	2.650	-5.1	*
1,2-Dichloroethane		1.280	1.358	-6.1	
2-Butanone		0.492	0.562	-14.2	
1,1,1-Trichloroethane		0.435	0.437	-0.5	
Carbon Tetrachloride		0.456	0.466	-2.2	
Vinyl Acetate		0.458	0.510	-11.4	
Bromodichloromethane		0.582	0.616	-5.8	
1,2-Dichloropropane	*	0.378	0.382	-1.1	*
cis-1,3-Dichloropropene		0.499	0.523	-4.8	
Trichloroethene		0.410	0.409	0.2	
Dibromochloromethane		0.636	0.680	-6.9	
1,1,2-Trichloroethane		0.357	0.386	-8.1	
Benzene		0.732	0.751	-2.6	
trans-1,3-Dichloropropene		0.436	0.460	-5.5	
Bromoform	#	0.501	0.565	-12.8	#
4-Methyl-2-Pentanone		0.275	0.279	-1.5	
2-Hexanone		0.590	0.632	-7.1	
Tetrachloroethene		0.444	0.431	2.9	
1,1,2,2-Tetrachloroethane	#	0.757	0.827	-9.2	#
Toluene	*	1.174	1.139	3.0	*
Chlorobenzene	#	1.062	1.032	2.8	#
Ethylbenzene	*	0.476	0.468	1.7	*
Styrene		1.029	1.010	1.8	
Xylene (total)		0.592	0.570	3.7	
Toluene-d8		1.074	1.058	1.5	
Bromofluorobenzene		0.809	0.808	0.1	
1,2-Dichloroethane-d4		1.162	1.249	-7.5	

0000229

RIC
03/02/93 9:58:00
SAMPLE: VSTD050
CONDS.: 5ML,INST D
RANGE: G 1,1089 LABEL: N 0, 4.0 QUAN: A 0, 1.0 J 0 BASE: U 20, 3

DATA: D4697 #1
CALI: D4697 #2

SCANS 30 TO 1089

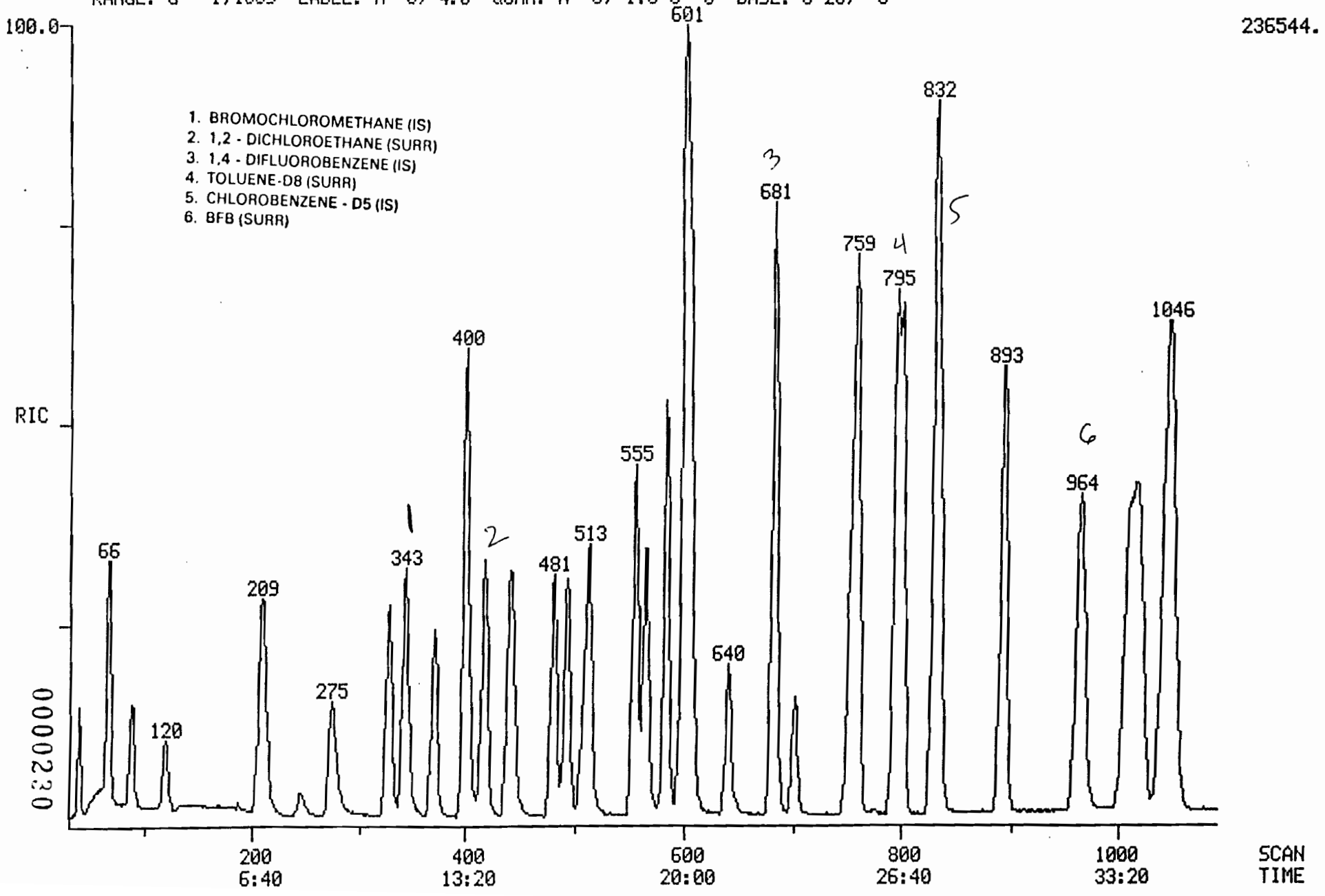

Quantitation Report File: D4697

Data: D4697.TI
03/02/93 9:58:00
Sample: VSTD050
Conds.: 5ML, INST D
Formula: - Instrument: 1050 Weight: 0.001
Submitted by: NEI Analyst: SC Acct. No.: =

AMOUNT=AREA * REF AMNT/(REF AREA * RESP FACT)
Resp. fac. from Library Entry

No	Name
1	CI01 BROMOCHLOROMETHANE
2	CI10 1,4-DIFLUOROBENZENE
3	CI20 CHLOROBENZENE-D5
4	CS15 1,2-DICHLOROETHANE-D4
5	CS05 TOLUENE-D8
6	CS10 1-BROMO-4-FLUOROBENZENE*
7	C010 CHLOROMETHANE
8	C015 BROMOMETHANE*
9	C020 VINYL CHLORIDE*
10	C025 CHLOROETHANE
11	C030 METHYLENE CHLORIDE
12	C035 ACETONE
13	C040 CARBON DISULFIDE
14	C045 1,1-DICHLOROETHENE *
15	C050 1,1-DICHLOROETHANE*
16	C053 1,2-DICHLOROETHENE (TOTAL)
17	C060 CHLOROFORM *
18	C065 1,2-DICHLOROETHANE*
19	C110 2-BUTANONE
20	C115 1,1,1-TRICHLOROETHANE*
21	C120 CARBON TETRACHLORIDE*
22	C125 VINYL ACETATE
23	C130 BROMODICHLOROMETHANE*
24	C140 1,2-DICHLOROPROPANE
25	C143 CIS-1,3-DICHLOROPROPENE*
26	C150 TRICHLOROETHENE*
27	C165 BENZENE*
28	C155 DIBROMOCHLOROMETHANE*
29	C160 1,1,2-TRICHLOROETHANE*
30	C172 TRANS-1,3-DICHLOROPROPENE*
31	C175 2-CHLOROETHYL VINYL ETHER
32	C180 BROMOFORM **
33	C205 4-METHYL-2-PENTANONE
34	C210 2-HEXANONE
35	C230 TOLUENE *
36	C225 1,1,2,2-TETRACHLOROETHANE*
37	C220 TETRACHLOROETHENE*
38	C235 CHLOROBENZENE*
39	C240 ETHYLBENZENE *
40	C245 STYRENE*
41	C250 M-XYLENE*
42	C255 P + O-XYLENE

No	m/z	Scan	Time	Ref	RRT	Meth	Area(Hght)	Amount		%Tot
1	128	343	11:26	1	1.000	A BB	72381.	50.000	NGS	2.27
2	114	681	22:42	2	1.000	A BB	308361.	50.000	NGS	2.27
3	117	830	27:40	3	1.000	A BB	284567.	50.000	NGS	2.27
4	65	440	14:40	1	1.283	A BB	87132.	50.000	NGS	2.27
5	98	795	26:30	3	0.958	A BB	308302.	50.000	NGS	2.27
6	95	963	32:06	3	1.160	A BB	185563.	50.000	NGS	2.27
7	50	40	1:20	1	0.117	A BB	65541.	50.000	NGS	2.27
8	94	67	2:14	1	0.195	A BB	113235.	50.000	NGS	2.27
9	62	89	2:58	1	0.259	A BB	94382.	50.000	NGS	2.27
10	64	120	4:00	1	0.350	A BB	64880.	50.000	NGS	2.27
11	84	210	7:00	1	0.612	A BB	113081.	50.000	NGS	2.27
12	43	246	8:12	1	0.717	A BB	37744.	50.000	NGS	2.27
13	76	275	9:10	1	0.802	A BB	200165.	50.000	NGS	2.27
14	96	328	10:56	1	0.956	A BB	79999.	50.000	NGS	2.27
15	63	371	12:22	1	1.082	A BB	177453.	50.000	NGS	2.27
16	96	400	13:20	1	1.166	A BB	187633.	100.000	NGS	4.55
17	83	417	13:54	1	1.216	A BB	173599.	50.000	NGS	2.27
18	62	443	14:46	1	1.292	A BB	94400.	50.000	NGS	2.27
19	43	445	14:50	1	1.297	A BB	34737.	50.000	NGS	2.27
20	97	481	16:02	2	0.706	A BB	108202.	50.000	NGS	2.27
21	117	493	16:26	2	0.724	A VB	117189.	50.000	NGS	2.27
22	43	508	16:56	2	0.746	A BB	138033.	50.000	NGS	2.27
23	83	513	17:06	2	0.753	A BB	163522.	50.000	NGS	2.27
24	63	555	18:30	2	0.815	A BB	134774.	50.000	NGS	2.27
25	75	565	18:50	2	0.830	A VB	143697.	50.000	NGS	2.27
26	130	583	19:26	2	0.856	A BV	131455.	50.000	NGS	2.27
27	78	600	20:00	2	0.881	A BB	300546.	50.000	NGS	2.27
28	129	598	19:56	2	0.878	A BB	157372.	50.000	NGS	2.27
29	97	603	20:06	2	0.885	A BB	107212.	50.000	NGS	2.27
30	75	605	20:10	2	0.888	A BB	117238.	50.000	NGS	2.27
31	63	640	21:20	2	0.940	A BB	59718.	50.000	NGS	2.27
32	173	682	22:44	2	1.001	A BB	127552.	50.000	NGS	2.27
33	43	702	23:24	3	0.846	A BB	104095.	50.000	NGS	2.27
34	43	751	25:02	3	0.905	A BB	61243.	50.000	NGS	2.27
35	91	800	26:40	3	0.964	A BB	335139.	50.000	NGS	2.27
36	83	754	25:08	3	0.908	A BB	180683.	50.000	NGS	2.27
37	164	759	25:18	3	0.914	A BB	130545.	50.000	NGS	2.27
38	112	834	27:48	3	1.005	A BB	269176.	50.000	NGS	2.27
39	106	893	29:46	3	1.076	A BB	127158.	50.000	NGS	2.27
40	104	1008	33:36	3	1.214	A BB	242211.	50.000	NGS	2.27
41	106	1018	33:56	3	1.227	A BB	149600.	50.000	NGS	2.27
42	106	1045	34:50	3	1.259	A BB	284377.	100.000	NGS	4.55

No	Ret(L)	Ratio	RRT(L)	Ratio	Amnt	Amnt(L)	R.Fac	R.Fac(L)	Ratio
1	11:26	1.00	1.000	1.00	50.00	50.00	1.000	1.000	1.00
2	22:42	1.00	1.000	1.00	50.00	50.00	1.000	1.000	1.00
3	27:40	1.00	1.000	1.00	50.00	50.00	1.000	1.000	1.00
4	14:40	1.00	1.283	1.00	50.00	50.00	1.204	1.204	1.00
5	26:30	1.00	0.958	1.00	50.00	50.00	1.083	1.083	1.00
6	32:06	1.00	1.160	1.00	50.00	50.00	0.652	0.652	1.00
7	1:20	1.00	0.117	1.00	50.00	50.00	0.905	0.905	1.00
8	2:14	1.00	0.195	1.00	50.00	50.00	1.564	1.564	1.00
9	2:58	1.00	0.259	1.00	50.00	50.00	1.304	1.304	1.00
10	4:00	1.00	0.350	1.00	50.00	50.00	0.896	0.896	1.00
11	7:00	1.00	0.612	1.00	50.00	50.00	1.562	1.562	1.00
12	8:12	1.00	0.717	1.00	50.00	50.00	0.521	0.521	1.00

No	Ret(L)	Ratio	RRT(L)	Ratio	Amnt	Amnt(L)	R.Fac	R.Fac(L)	Ratio
13	9:10	1.00	0.802	1.00	50.00	50.00	2.765	2.765	1.00
14	10:56	1.00	0.956	1.00	50.00	50.00	1.105	1.105	1.00
15	12:22	1.00	1.082	1.00	50.00	50.00	2.452	2.452	1.00
16	13:20	1.00	1.166	1.00	100.00	100.00	1.296	1.296	1.00
17	13:54	1.00	1.216	1.00	50.00	50.00	2.398	2.398	1.00
18	14:46	1.00	1.292	1.00	50.00	50.00	1.304	1.304	1.00
19	14:50	1.00	1.297	1.00	50.00	50.00	0.480	0.480	1.00
20	16:02	1.00	0.706	1.00	50.00	50.00	0.351	0.351	1.00
21	16:26	1.00	0.724	1.00	50.00	50.00	0.380	0.380	1.00
22	16:56	1.00	0.746	1.00	50.00	50.00	0.448	0.448	1.00
23	17:06	1.00	0.753	1.00	50.00	50.00	0.530	0.530	1.00
24	18:30	1.00	0.815	1.00	50.00	50.00	0.437	0.437	1.00
25	18:50	1.00	0.830	1.00	50.00	50.00	0.466	0.466	1.00
26	19:26	1.00	0.856	1.00	50.00	50.00	0.426	0.426	1.00
27	20:00	1.00	0.881	1.00	50.00	50.00	0.975	0.975	1.00
28	19:56	1.00	0.878	1.00	50.00	50.00	0.510	0.510	1.00
29	20:06	1.00	0.885	1.00	50.00	50.00	0.348	0.348	1.00
30	20:10	1.00	0.888	1.00	50.00	50.00	0.380	0.380	1.00
31	21:20	1.00	0.940	1.00	50.00	50.00	0.194	0.194	1.00
32	22:44	1.00	1.001	1.00	50.00	50.00	0.414	0.414	1.00
33	23:24	1.00	0.846	1.00	50.00	50.00	0.366	0.366	1.00
34	25:02	1.00	0.905	1.00	50.00	50.00	0.215	0.215	1.00
35	26:40	1.00	0.964	1.00	50.00	50.00	1.178	1.178	1.00
36	25:08	1.00	0.908	1.00	50.00	50.00	0.635	0.635	1.00
37	25:18	1.00	0.914	1.00	50.00	50.00	0.459	0.459	1.00
38	27:48	1.00	1.005	1.00	50.00	50.00	0.946	0.946	1.00
39	29:46	1.00	1.076	1.00	50.00	50.00	0.447	0.447	1.00
40	33:36	1.00	1.214	1.00	50.00	50.00	0.851	0.851	1.00
41	33:56	1.00	1.227	1.00	50.00	50.00	0.526	0.526	1.00
42	34:50	1.00	1.259	1.00	100.00	100.00	0.500	0.500	1.00

RIC
03/03/93 9:45:00
SAMPLE: VSTD050
CONDS.: 5ML,INST D
RANGE: G 1,1250 LABEL: N 0, 4.0 QUAN: A 0, 1.0 J 0 BASE: U 20, 3

DATA: D4712 #1
CALI: D4712 #2

SCANS 30 TO 1250

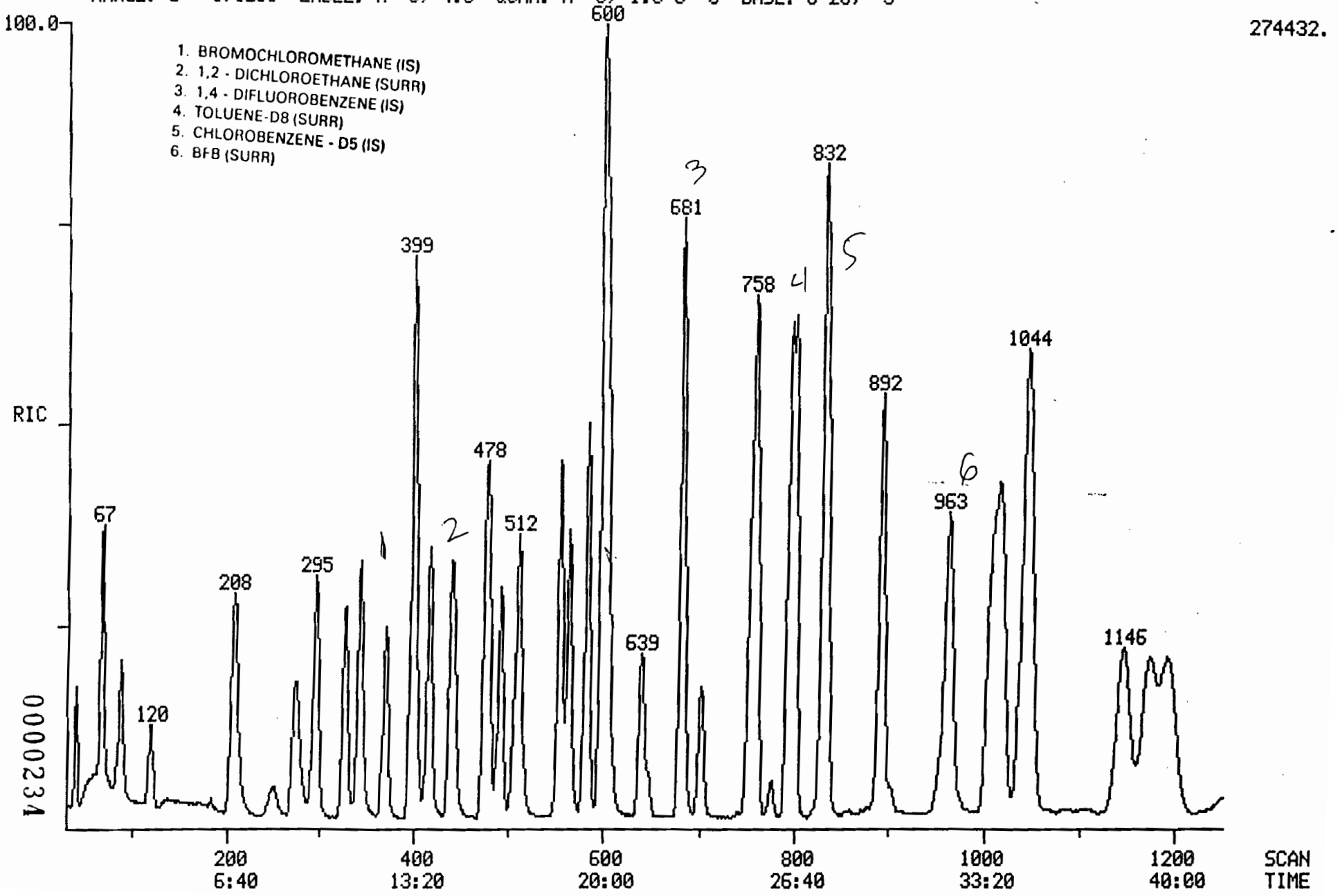

0000234

Quantitation Report File: D4712

Data: D4712.TI
03/03/93 9:45:00
Sample: VSTD050
Conds.: 5ML, INST D
Formula: - Instrument: 1050 Weight: 0.001
Submitted by: NEI Analyst: SC Acct. No.: -

AMOUNT=AREA * REF AMNT/(REF AREA * RESP FACT)
Resp. fac. from Library Entry

No	Name
1	CI01 BROMOCHLOROMETHANE
2	CI10 1,4-DIFLUOROBENZENE
3	CI20 CHLOROBENZENE-D5
4	CS15 1,2-DICHLOROETHANE-D4
5	CS05 TOLUENE-D8
6	CS10 1-BROMO-4-FLUOROBENZENE*
7	C010 CHLOROMETHANE
8	C015 BROMOMETHANE*
9	C020 VINYL CHLORIDE*
10	C025 CHLOROETHANE
11	C030 METHYLENE CHLORIDE
12	C035 ACETONE
13	C040 CARBON DISULFIDE
14	C045 1,1-DICHLOROETHENE *
15	C050 1,1-DICHLOROETHANE*
16	C053 1,2-DICHLOROETHENE (TOTAL)
17	C060 CHLOROFORM *
18	C065 1,2-DICHLOROETHANE*
19	C110 2-BUTANONE
20	C115 1,1,1-TRICHLOROETHANE*
21	C120 CARBON TETRACHLORIDE*
22	C125 VINYL ACETATE
23	C130 BROMODICHLOROMETHANE*
24	C140 1,2-DICHLOROPROPANE
25	C143 CIS-1,3-DICHLOROPROPENE*
26	C150 TRICHLOROETHENE*
27	C165 BENZENE*
28	C155 DIBROMOCHLOROMETHANE*
29	C160 1,1,2-TRICHLOROETHANE*
30	C172 TRANS-1,3-DICHLOROPROPENE*
31	C175 2-CHLOROETHYL VINYL ETHER
32	C180 BROMOFORM **
33	C205 4-METHYL-2-PENTANONE
34	C210 2-HEXANONE
35	C230 TOLUENE *
36	C225 1,1,2,2-TETRACHLOROETHANE*
37	C220 TETRACHLOROETHENE*
38	C235 CHLOROBENZENE*
39	C240 ETHYLBENZENE *
40	C245 STYRENE*
41	C250 M-XYLENE*
42	C255 P + O-XYLENE

No	m/z	Scan	Time	Ref	RRT	Meth	Area(Hght)	Amount		%Tot
1	128	342	11:24	1	1.000	A BB	83913.	50.000	NGS	2.27
2	114	681	22:42	2	1.000	A BB	348179.	50.000	NGS	2.27
3	117	830	27:40	3	1.000	A BB	290218.	50.000	NGS	2.27
4	65	438	14:36	1	1.281	A BB	108883.	50.000	NGS	2.27
5	98	795	26:30	3	0.958	A BB	332939.	50.000	NGS	2.27
6	95	963	32:06	3	1.160	A BB	196301.	50.000	NGS	2.27
7	50	40	1:20	1	0.117	A BB	84868.	50.000	NGS	2.27
8	94	67	2:14	1	0.196	A BB	143827.	50.000	NGS	2.27
9	62	88	2:56	1	0.257	A BB	116444.	50.000	NGS	2.27
10	64	119	3:58	1	0.348	A BB	79977.	50.000	NGS	2.27
11	84	207	6:54	1	0.605	A BB	133688.	50.000	NGS	2.27
12	43	246	8:12	1	0.719	A BV	32217.	50.000	NGS	2.27
13	76	273	9:06	1	0.798	A BB	223623.	50.000	NGS	2.27
14	96	327	10:54	1	0.956	A BB	92995.	50.000	NGS	2.27
15	63	370	12:20	1	1.082	A BB	216485.	50.000	NGS	2.27
16	96	399	13:18	1	1.167	A BB	216461.	100.000	NGS	4.55
17	83	417	13:54	1	1.219	A BB	208886.	50.000	NGS	2.27
18	62	442	14:44	1	1.292	A BB	118662.	50.000	NGS	2.27
19	43	445	14:50	1	1.301	A BB	54532.	50.000	NGS	2.27
20	97	480	16:00	2	0.705	A BB	134713.	50.000	NGS	2.27
21	117	492	16:24	2	0.722	A VB	132798.	50.000	NGS	2.27
22	43	507	16:54	2	0.744	A BB	181755.	50.000	NGS	2.27
23	83	512	17:04	2	0.752	A BB	191448.	50.000	NGS	2.27
24	63	554	18:28	2	0.814	A BB	163195.	50.000	NGS	2.27
25	75	564	18:48	2	0.828	A BB	177390.	50.000	NGS	2.27
26	130	582	19:24	2	0.855	A BV	147944.	50.000	NGS	2.27
27	78	599	19:58	2	0.880	A BB	346407.	50.000	NGS	2.27
28	129	598	19:56	2	0.878	A BB	180681.	50.000	NGS	2.27
29	97	603	20:06	2	0.885	A BB	126014.	50.000	NGS	2.27
30	75	605	20:10	2	0.888	A BB	147373.	50.000	NGS	2.27
31	63	639	21:18	2	0.938	A BB	78767.	50.000	NGS	2.27
32	173	682	22:44	2	1.001	A BB	137671.	50.000	NGS	2.27
33	43	701	23:22	3	0.845	A BB	137816.	50.000	NGS	2.27
34	43	750	25:00	3	0.904	A VB	86021.	50.000	NGS	2.27
35	91	800	26:40	3	0.964	A BB	368894.	50.000	NGS	2.27
36	83	754	25:08	3	0.908	A BB	198980.	50.000	NGS	2.27
37	164	759	25:18	3	0.914	A BB	133112.	50.000	NGS	2.27
38	112	834	27:48	3	1.005	A BB	286408.	50.000	NGS	2.27
39	106	892	29:44	3	1.075	A BB	136434.	50.000	NGS	2.27
40	104	1007	33:34	3	1.213	A BB	247571.	50.000	NGS	2.27
41	106	1017	33:54	3	1.225	A BB	174270.	50.000	NGS	2.27
42	106	1044	34:48	3	1.258	A BB	303752.	100.000	NGS	4.55

No	Ret(L)	Ratio	RRT(L)	Ratio	Amnt	Amnt(L)	R.Fac	R.Fac(L)	Ratio
1	11:24	1.00	1.000	1.00	50.00	50.00	1.000	1.000	1.00
2	22:42	1.00	1.000	1.00	50.00	50.00	1.000	1.000	1.00
3	27:40	1.00	1.000	1.00	50.00	50.00	1.000	1.000	1.00
4	14:36	1.00	1.281	1.00	50.00	50.00	1.298	1.298	1.00
5	26:30	1.00	0.958	1.00	50.00	50.00	1.147	1.147	1.00
6	32:06	1.00	1.160	1.00	50.00	50.00	0.676	0.676	1.00
7	1:20	1.00	0.117	1.00	50.00	50.00	1.011	1.011	1.00
8	2:14	1.00	0.196	1.00	50.00	50.00	1.714	1.714	1.00
9	2:56	1.00	0.257	1.00	50.00	50.00	1.388	1.388	1.00
10	3:58	1.00	0.348	1.00	50.00	50.00	0.953	0.953	1.00
11	6:54	1.00	0.605	1.00	50.00	50.00	1.593	1.593	1.00
12	8:12	1.00	0.719	1.00	50.00	50.00	0.384	0.384	1.00

No	Ret(L)	Ratio	RRT(L)	Ratio	Amnt	Amnt(L)	R.Fac	R.Fac(L)	Ratio
13	9:06	1.00	0.798	1.00	50.00	50.00	2.665	2.665	1.00
14	10:54	1.00	0.956	1.00	50.00	50.00	1.108	1.108	1.00
15	12:20	1.00	1.082	1.00	50.00	50.00	2.580	2.580	1.00
16	13:18	1.00	1.167	1.00	100.00	100.00	1.290	1.290	1.00
17	13:54	1.00	1.219	1.00	50.00	50.00	2.489	2.489	1.00
18	14:44	1.00	1.292	1.00	50.00	50.00	1.414	1.414	1.00
19	14:50	1.00	1.301	1.00	50.00	50.00	0.650	0.650	1.00
20	16:00	1.00	0.705	1.00	50.00	50.00	0.387	0.387	1.00
21	16:24	1.00	0.722	1.00	50.00	50.00	0.381	0.381	1.00
22	16:54	1.00	0.744	1.00	50.00	50.00	0.522	0.522	1.00
23	17:04	1.00	0.752	1.00	50.00	50.00	0.550	0.550	1.00
24	18:28	1.00	0.814	1.00	50.00	50.00	0.469	0.469	1.00
25	18:48	1.00	0.828	1.00	50.00	50.00	0.509	0.509	1.00
26	19:24	1.00	0.855	1.00	50.00	50.00	0.425	0.425	1.00
27	19:58	1.00	0.880	1.00	50.00	50.00	0.995	0.995	1.00
28	19:56	1.00	0.878	1.00	50.00	50.00	0.519	0.519	1.00
29	20:06	1.00	0.885	1.00	50.00	50.00	0.362	0.362	1.00
30	20:10	1.00	0.888	1.00	50.00	50.00	0.423	0.423	1.00
31	21:18	1.00	0.938	1.00	50.00	50.00	0.226	0.226	1.00
32	22:44	1.00	1.001	1.00	50.00	50.00	0.395	0.395	1.00
33	23:22	1.00	0.845	1.00	50.00	50.00	0.475	0.475	1.00
34	25:00	1.00	0.904	1.00	50.00	50.00	0.296	0.296	1.00
35	26:40	1.00	0.964	1.00	50.00	50.00	1.271	1.271	1.00
36	25:08	1.00	0.908	1.00	50.00	50.00	0.686	0.686	1.00
37	25:18	1.00	0.914	1.00	50.00	50.00	0.459	0.459	1.00
38	27:48	1.00	1.005	1.00	50.00	50.00	0.987	0.987	1.00
39	29:44	1.00	1.075	1.00	50.00	50.00	0.470	0.470	1.00
40	33:34	1.00	1.213	1.00	50.00	50.00	0.853	0.853	1.00
41	33:54	1.00	1.225	1.00	50.00	50.00	0.600	0.600	1.00
42	34:48	1.00	1.258	1.00	100.00	100.00	0.523	0.523	1.00

RIC
03/04/93 9:31:00
SAMPLE: VSTD050
CONDS.: 5G/5MLS,INST.G
RANGE: G 1,1623 LABEL: N 0, 4.0 QUAN: A 0, 1.0 J 0 BASE: U 20, 3

DATA: G1219 #1
CALI: G1219 #2

SCANS 200 TO 1623

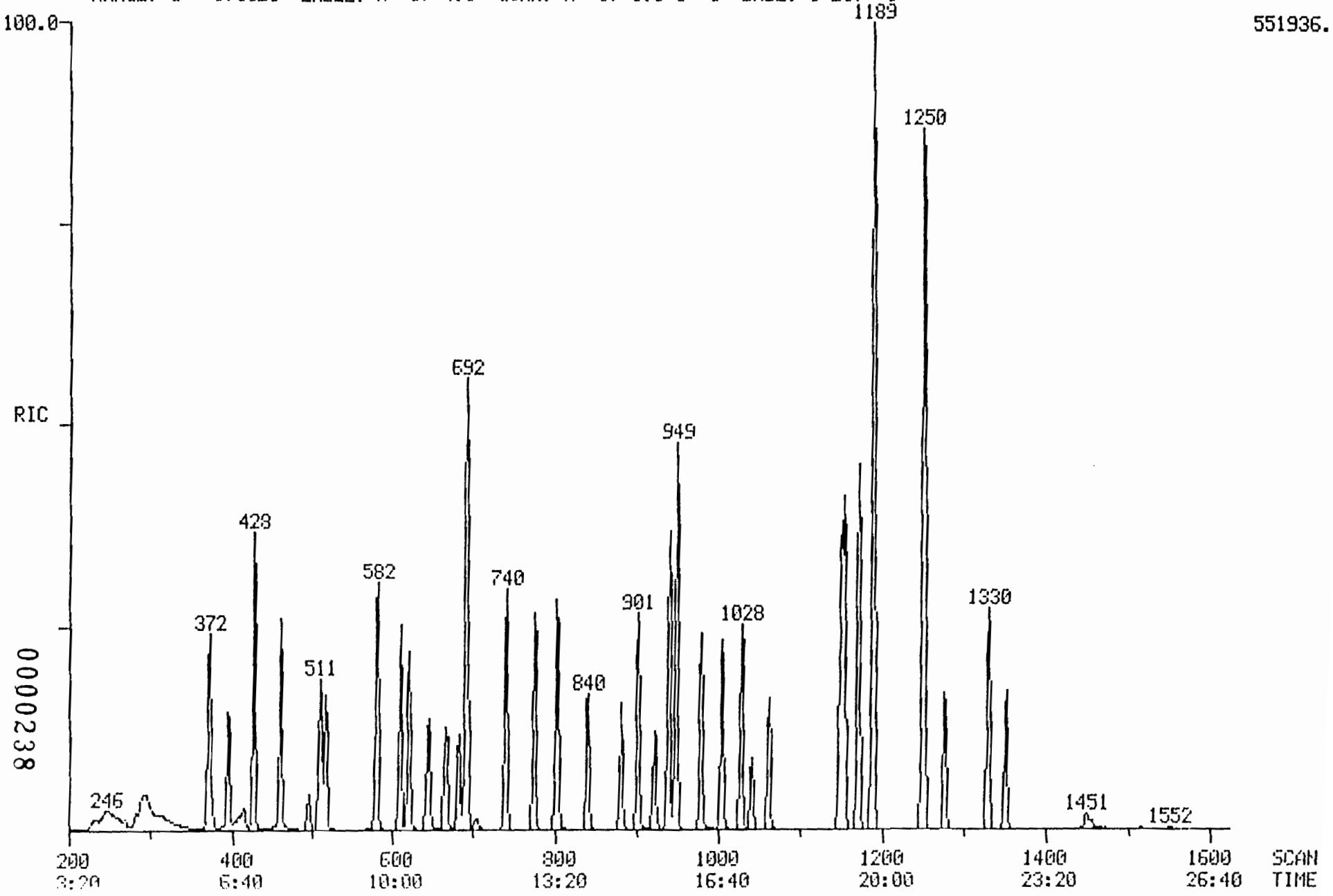

00002238

Quantitation Report File: G1219

Data: G1219.TI
03/04/93 9:31:00
Sample: VSTD050
Conds.: 5G/5MLS, INST. G
Formula: '
Submitted by: NEI

Instrument: 1050
Analyst: NS

Weight: 0.005
Acct. No.: -

AMOUNT=AREA * REF AMNT/(REF AREA * RESP FACT)
Resp. fac. from Library Entry

No	Name
1	CI01 BROMOCHLOROMETHANE
2	CI10 1,4-DIFLUOROBENZENE
3	CI20 CHLOROBENZENE-D5
4	CS15 1,2-DICHLOROETHANE-D4
5	CS05 TOLUENE-D8
6	CS10 1-BROMO-4-FLUOROBENZENE*
7	C010 CHLOROMETHANE
8	C015 BROMOMETHANE *
9	C020 VINYL CHLORIDE *
10	C025 CHLOROETHANE
11	C030 METHYLENE CHLORIDE
12	C035 ACETONE
13	C040 CARBON DISULFIDE
14	C045 1,1-DICHLOROETHENE *
15	C050 1,1-DICHLOROETHANE *
16	C053 TRANS,1-2-DICHLOROETHENE
17	C060 CHLOROFORM *
18	C065 1,2-DICHLOROETHANE *
19	C110 2-BUTANONE
20	C055 CIS-1,2-DICHLOROETHENE
21	C115 1,1,1-TRICHLOROETHANE *
22	C120 CARBON TETRACHLORIDE *
23	C125 VINYL ACETATE
24	C130 BROMODICHLOROMETHANE *
25	C140 1,2-DICHLOROPROPANE
26	C143 CIS-1,3-DICHLOPROPENE *
27	C150 TRICHLOROETHENE *
28	C165 BENZENE *
29	C155 DIBROMOCHLOROMETHANE *
30	C160 1,1,2-TRICHLOROETHANE *
31	C172 TRANS-1,3-DICHLOROPROPENE *
32	C175 2-CHLOROETHYL VINYL ETHER
33	C180 BROMOFORM *
34	C205 4-METHYL-2-PENTANONE
35	C210 2-HEXANONE
36	C230 TOLUENE *
37	C225 1,1,2,2-TETRACHLOROETHANE *
38	C220 TETRACHLOROETHENE *
39	C235 CHLOROBENZENE *
40	C240 ETHYLBENZENE *
41	C245 STYRENE *
42	C250 M+P-XYLENE
43	C255 O-XYLENE *

No	m/z	Scan	Time	Ref	RRT	Meth	Area(Hght)	Amount		%Tot
1	128	610	10:10	1	1.000	A BB	62255.	50.000	NGS	2.27
2	114	740	12:20	2	1.000	A BB	287951.	50.000	NGS	2.27
3	117	1149	19:09	3	1.000	A BB	253985.	50.000	NGS	2.27
4	65	682	11:22	1	1.118	A BV	83478.	50.000	NGS	2.27
5	98	940	15:40	3	0.818	A BB	292308.	50.000	NGS	2.27
6	95	1330	22:10	3	1.158	A BB	130918.	50.000	NGS	2.27
7	50	234	3:54	1	0.384	A BB	58599.	50.000	NGS	2.27
8	94	292	4:52	1	0.479	A BB	116184.	50.000	NGS	2.27
9	62	249	4:09	1	0.408	A BB	96087.	50.000	NGS	2.27
10	64	315	5:15	1	0.516	A BB	60165.	50.000	NGS	2.27
11	84	428	7:08	1	0.702	A BB	130367.	50.000	NGS	2.27
12	43	376	6:16	1	0.616	A BB	52006.	50.000	NGS	2.27
13	76	396	6:36	1	0.649	A BV	184224.	50.000	NGS	2.27
14	96	372	6:12	1	0.610	A BB	94131.	50.000	NGS	2.27
15	63	511	8:31	1	0.838	A BB	254397.	50.000	NGS	2.27
16	96	462	7:42	1	0.757	A BB	93309.	50.000	NGS	2.27
17	83	621	10:21	1	1.018	A BB	193209.	50.000	NGS	2.27
18	62	692	11:32	1	1.134	A BB	122318.	50.000	NGS	2.27
19	43	582	9:42	1	0.954	A BB	74260.	50.000	NGS	2.27
20	96	582	9:42	1	0.954	A BB	116411.	50.000	NGS	2.27
21	97	645	10:45	2	0.872	A BB	107675.	50.000	NGS	2.27
22	117	667	11:07	2	0.901	A BB	98040.	50.000	NGS	2.27
23	43	518	8:38	2	0.700	A BB	326758.	50.000	NGS	2.27
24	83	840	14:00	2	1.135	A BB	130393.	50.000	NGS	2.27
25	63	803	13:23	2	1.085	A BB	172074.	50.000	NGS	2.27
26	75	978	16:18	2	1.322	A BB	141101.	50.000	NGS	2.27
27	130	775	12:55	2	1.047	A BB	100032.	50.000	NGS	2.27
28	78	691	11:31	2	0.934	A BB	412565.	50.000	NGS	2.27
29	129	1061	17:41	2	1.434	A BB	109120.	50.000	NGS	2.27
30	97	1004	16:44	2	1.357	A BB	92868.	50.000	NGS	2.27
31	75	901	15:01	2	1.218	A BB	172847.	50.000	NGS	2.27
32	63	881	14:41	2	1.191	A BB	81998.	50.000	NGS	2.27
33	173	1277	21:17	2	1.726	A BB	107212.	50.000	NGS	2.27
34	43	922	15:22	3	0.802	A BB	155298.	50.000	NGS	2.27
35	43	1041	17:21	3	0.906	A BB	101176.	50.000	NGS	2.27
36	91	949	15:49	3	0.826	A BB	389900.	50.000	NGS	2.27
37	83	1352	22:32	3	1.177	A BB	143685.	50.000	NGS	2.27
38	164	1028	17:08	3	0.895	A BB	75955.	50.000	NGS	2.27
39	112	1153	19:13	3	1.003	A BB	257432.	50.000	NGS	2.27
40	106	1170	19:30	3	1.018	A BB	132768.	50.000	NGS	2.27
41	104	1251	20:51	3	1.089	A BB	289042.	50.000	NGS	2.27
42	106	1189	19:49	3	1.035	A BB	351830.	100.000	NGS	4.55
43	106	1249	20:49	3	1.087	A BB	167732.	50.000	NGS	2.27

No	Ret(L)	Ratio	RRT(L)	Ratio	Amnt	Amnt(L)	R.Fac	R.Fac(L)	Ratio
1	10:10	1.00	1.000	1.00	50.00	50.00	1.000	1.000	1.00
2	12:20	1.00	1.000	1.00	50.00	50.00	1.000	1.000	1.00
3	19:09	1.00	1.000	1.00	50.00	50.00	1.000	1.000	1.00
4	11:22	1.00	1.118	1.00	50.00	50.00	1.341	1.341	1.00
5	15:40	1.00	0.818	1.00	50.00	50.00	1.151	1.151	1.00
6	22:10	1.00	1.158	1.00	50.00	50.00	0.515	0.515	1.00
7	3:54	1.00	0.384	1.00	50.00	50.00	0.941	0.941	1.00
8	4:52	1.00	0.479	1.00	50.00	50.00	1.866	1.866	1.00
9	4:09	1.00	0.408	1.00	50.00	50.00	1.543	1.543	1.00
10	5:15	1.00	0.516	1.00	50.00	50.00	0.966	0.966	1.00
11	7:08	1.00	0.702	1.00	50.00	50.00	2.094	2.094	1.00

No	Ret(L)	Ratio	RRT(L)	Ratio	Amnt	Amnt(L)	R.Fac	R.Fac(L)	Ratio
12	6:16	1.00	0.616	1.00	50.00	50.00	0.835	0.835	1.00
13	6:36	1.00	0.649	1.00	50.00	50.00	2.959	2.959	1.00
14	6:12	1.00	0.610	1.00	50.00	50.00	1.512	1.512	1.00
15	8:31	1.00	0.838	1.00	50.00	50.00	4.086	4.086	1.00
16	7:42	1.00	0.757	1.00	50.00	50.00	1.499	1.499	1.00
17	10:21	1.00	1.018	1.00	50.00	50.00	3.104	3.104	1.00
18	11:32	1.00	1.134	1.00	50.00	50.00	1.965	1.965	1.00
19	9:42	1.00	0.954	1.00	50.00	50.00	1.193	1.193	1.00
20	9:42	1.00	0.954	1.00	50.00	50.00	1.870	1.870	1.00
21	10:45	1.00	0.872	1.00	50.00	50.00	0.374	0.374	1.00
22	11:07	1.00	0.901	1.00	50.00	50.00	0.340	0.340	1.00
23	8:38	1.00	0.700	1.00	50.00	50.00	1.135	1.135	1.00
24	14:00	1.00	1.135	1.00	50.00	50.00	0.453	0.453	1.00
25	13:23	1.00	1.085	1.00	50.00	50.00	0.598	0.598	1.00
26	16:18	1.00	1.322	1.00	50.00	50.00	0.490	0.490	1.00
27	12:55	1.00	1.047	1.00	50.00	50.00	0.347	0.347	1.00
28	11:31	1.00	0.934	1.00	50.00	50.00	1.433	1.433	1.00
29	17:41	1.00	1.434	1.00	50.00	50.00	0.379	0.379	1.00
30	16:44	1.00	1.357	1.00	50.00	50.00	0.323	0.323	1.00
31	15:01	1.00	1.218	1.00	50.00	50.00	0.600	0.600	1.00
32	14:41	1.00	1.191	1.00	50.00	50.00	0.285	0.285	1.00
33	21:17	1.00	1.726	1.00	50.00	50.00	0.372	0.372	1.00
34	15:22	1.00	0.802	1.00	50.00	50.00	0.611	0.611	1.00
35	17:21	1.00	0.906	1.00	50.00	50.00	0.398	0.398	1.00
36	15:49	1.00	0.826	1.00	50.00	50.00	1.535	1.535	1.00
37	22:32	1.00	1.177	1.00	50.00	50.00	0.566	0.566	1.00
38	17:08	1.00	0.895	1.00	50.00	50.00	0.299	0.299	1.00
39	19:13	1.00	1.003	1.00	50.00	50.00	1.014	1.014	1.00
40	19:30	1.00	1.018	1.00	50.00	50.00	0.523	0.523	1.00
41	20:51	1.00	1.089	1.00	50.00	50.00	1.138	1.138	1.00
42	19:49	1.00	1.035	1.00	100.00	100.00	0.693	0.693	1.00
43	20:49	1.00	1.087	1.00	50.00	50.00	0.660	0.660	1.00

Quantitation Report

Data File : C:\HPCHEM\1\DATA\M0199.D
Acq Time : 26 Feb 93 3:04 pm
Sample : VSTD050
Misc : 5G/5MLS,INSTHPM
Quant Time: Feb 26 15:37 1993

Operator: PKS/ VITO
Inst : NYTEST HP
Multiplr: 1.00

Method : C:\HPCHEM\1\METHODS\CLPSOIL.M
Title : VOA Standards for 5 point calibration
Last Update : Fri Feb 26 15:39:01 1993
Response via : Single Level Calibration

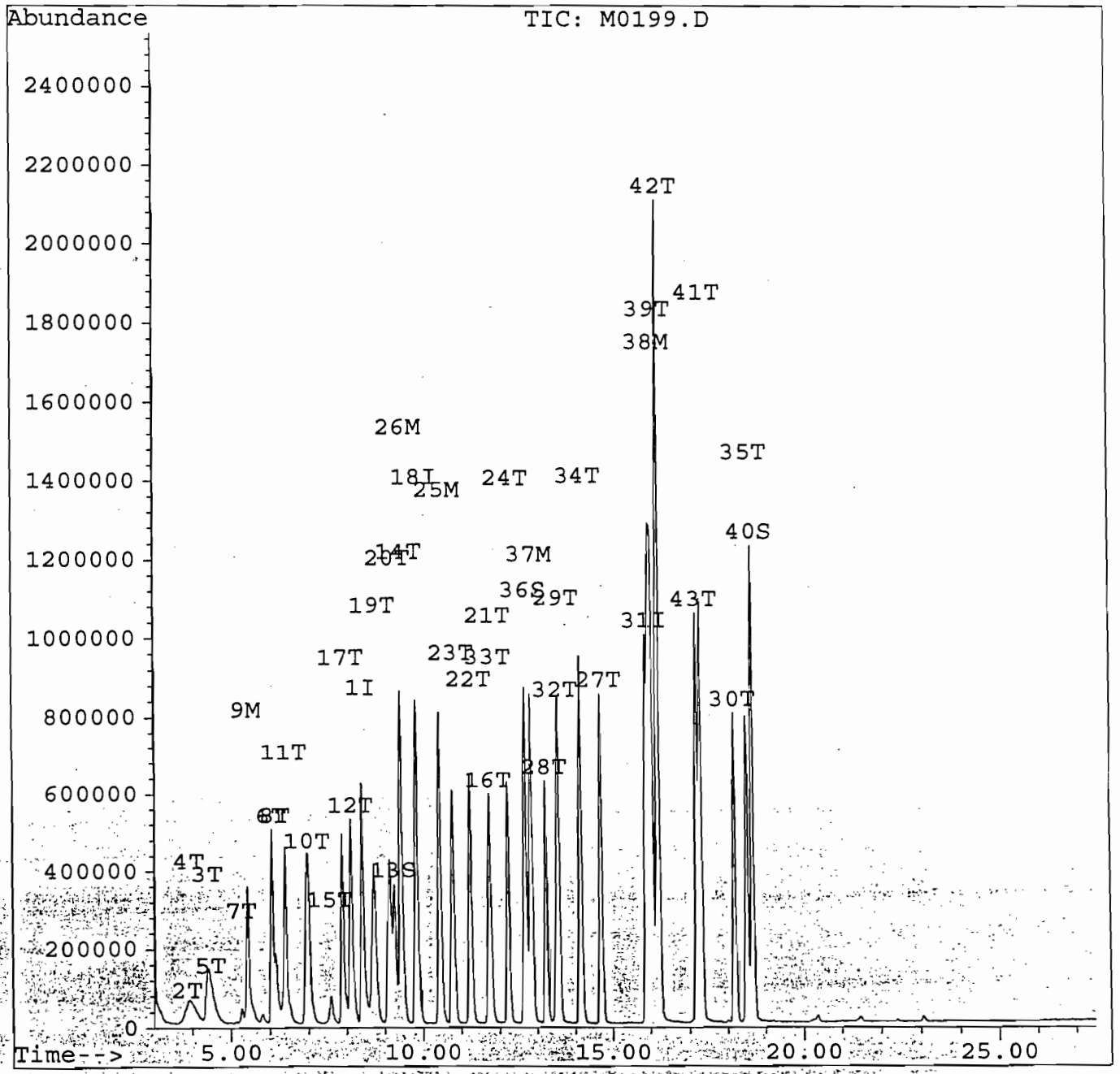

0000242

Quantitation Report

Data File : C:\HPCHEM\1\DATA\M0199.D
Acq Time : 26 Feb 93 3:04 pm
Sample : VSTD050
Misc : 5G/5MLS,INSTHPM
Quant Time: Feb 26 15:37 1993

Operator: PKS/ VITO
Inst : NYTEST HP
Multiplr: 1.00

Method : C:\HPCHEM\1\METHODS\CLPSOIL.M
Title : VOA Standards for 5 point calibration
Last Update : Fri Feb 26 15:39:01 1993
Response via : Single Level Calibration

Internal Standards	R.T.	QIon	Response	Conc Units	Dev(Min)
1) CI01 Bromochloromethane	8.42	128	485404	50.00 ug/l	-0.01
18) CI10 1,4-Difluorobenzene	9.84	114	2220157	50.00 ug/l	-0.01
31) Chlorobenzene-d5	15.89	117	1784297	50.00 ug/l	-0.03
System Monitoring Compounds					%Recovery
13) CS15 1,2-Dichloroethane-d4	9.27	65	598320	49.36 ug/l	98.71%
36) CS05 Toluene-d8	12.68	98	1891353	50.11 ug/l	100.23%
40) CS10 4-Bromofluorobenzene	18.65	95	1436241	49.83 ug/l	99.66%
Target Compounds					Qvalue
2) C010 Chloromethane	3.86	50	319385	51.43 ug/l m	98
3) C015 Bromomethane	4.40	94	491455	49.10 ug/l	100
4) C020 Vinyl Chloride	3.94	62	419280	50.52 ug/l	94
5) C025 Chloroethane	4.49	64	297744	50.30 ug/l	100
6) C030 Methylene Chloride	6.06	84	647741	43.05 ug/l	90
7) C035 Acetone	5.27	43	125319	44.47 ug/l	74
8) C040 Carbon Disulfide	6.15	76	495605	49.52 ug/l	100
9) C045 1,1-Dichloroethene	5.43	96	476559	50.20 ug/l	94
10) C050 1,1-Dichloroethane	7.00	63	1130184	49.74 ug/l	98
11) C053 Trans, 1,2-Dichloroet	6.41	96	467788	50.07 ug/l	97
12) C060 Chloroform	8.12	83	1293963	50.29 ug/l	99
14) C065 1,2-Dichloroethane	9.42	62	639355	48.51 ug/l	97
15) C110 2-Butanone	7.58	43	258359	47.34 ug/l #	56
16) C175 2-Chloroethylvinyl Et	11.74	63	480250	49.39 ug/l	78
17) C055 Cis, 1,2-dichloroethe	7.88	96	651159	48.80 ug/l #	83
19) C115 1,1,1-Trichloroethane	8.73	97	967530	49.88 ug/l	98
20) C120 Carbon Tetrachloride	9.13	117	1034222	49.98 ug/l	96
21) C125 Vinyl Acetate	11.76	43	1074644	47.42 ug/l	100
22) C130 Bromodichloromethane	11.24	83	1301053	47.53 ug/l	99
23) C140 1,2-Dichloropropane	10.78	63	821683	48.44 ug/l	98
24) C143 cis-1,3-Dichloroprope	12.23	75	1104385	47.52 ug/l	99
25) C150 Trichloroethene	10.44	130	888027	48.89 ug/l	97
26) C165 Benzene	9.44	78	1624957	48.76 ug/l	100
27) C155 Dibromochloromethane	14.69	129	1419357	47.04 ug/l	99
28) C172 trans-1,3-Dichloropro	13.23	75	963380	47.16 ug/l	99
29) C160 1,1,2-Trichloroethane	13.57	97	786679	45.92 ug/l	100
30) C180 Bromoform	18.19	173	1161733	46.34 ug/l	99
32) C205 4-Methyl-2-Pentanone	13.52	43	463517	46.50 ug/l	97
33) C210 2-Hexanone	11.76	43	1074644	47.67 ug/l	96
34) C220 Tetrachloroethene	14.15	164	764815	49.69 ug/l	98
35) C225 1,1,2,2-Tetrachloroet	18.51	83	1391458	47.15 ug/l	99
37) C230 Toluene	12.84	91	2000790	49.21 ug/l #	77
38) C235 Chlorobenzene	15.97	112	1807162	49.06 ug/l	100
39) C240 Ethylbenzene	16.04	106	821097	49.17 ug/l	97

(#) = qualifier out of range (m) = manual integration 0000243

Quantitation Report

Data File : C:\HPCHEM\1\DATA\M0199.D
Acq Time : 26 Feb 93 3:04 pm
Sample : VSTD050
Misc : 5G/5MLS,INSTHPM
Quant Time: Feb 26 15:37 1993

Operator: PKS/ VITO
Inst : NYTEST HP
Multiplr: 1.00

Method : C:\HPCHEM\1\METHODS\CLPSOIL.M
Title : VOA Standards for 5 point calibration
Last Update : Fri Feb 26 15:39:01 1993
Response via : Single Level Calibration

Compound	R.T.	QIon	Response	Conc Unit	Qvalue
41) C245 Styrene	17.31	104	1748674	48.50 ug/l	92
42) C250 M-P, Xylene	16.21	106	2031391	49.42 ug/l	96
43) C255 O-Xylene	17.21	106	1017506	49.18 ug/l	98

0000244

(#) = qualifier out of range (m) = manual integration

Raw Quality Control Data

MASS SPECTRUM
01/26/93 12:43:00 + 2:10
SAMPLE: PERF STD
CONDS.: 5MLS,INST FIN D
#64 TO #66 SUMMED - #30 X1.00

DATA: D4093 #65
CALI: D4093 #2

BASE M/Z: 95
RIC: 259840.

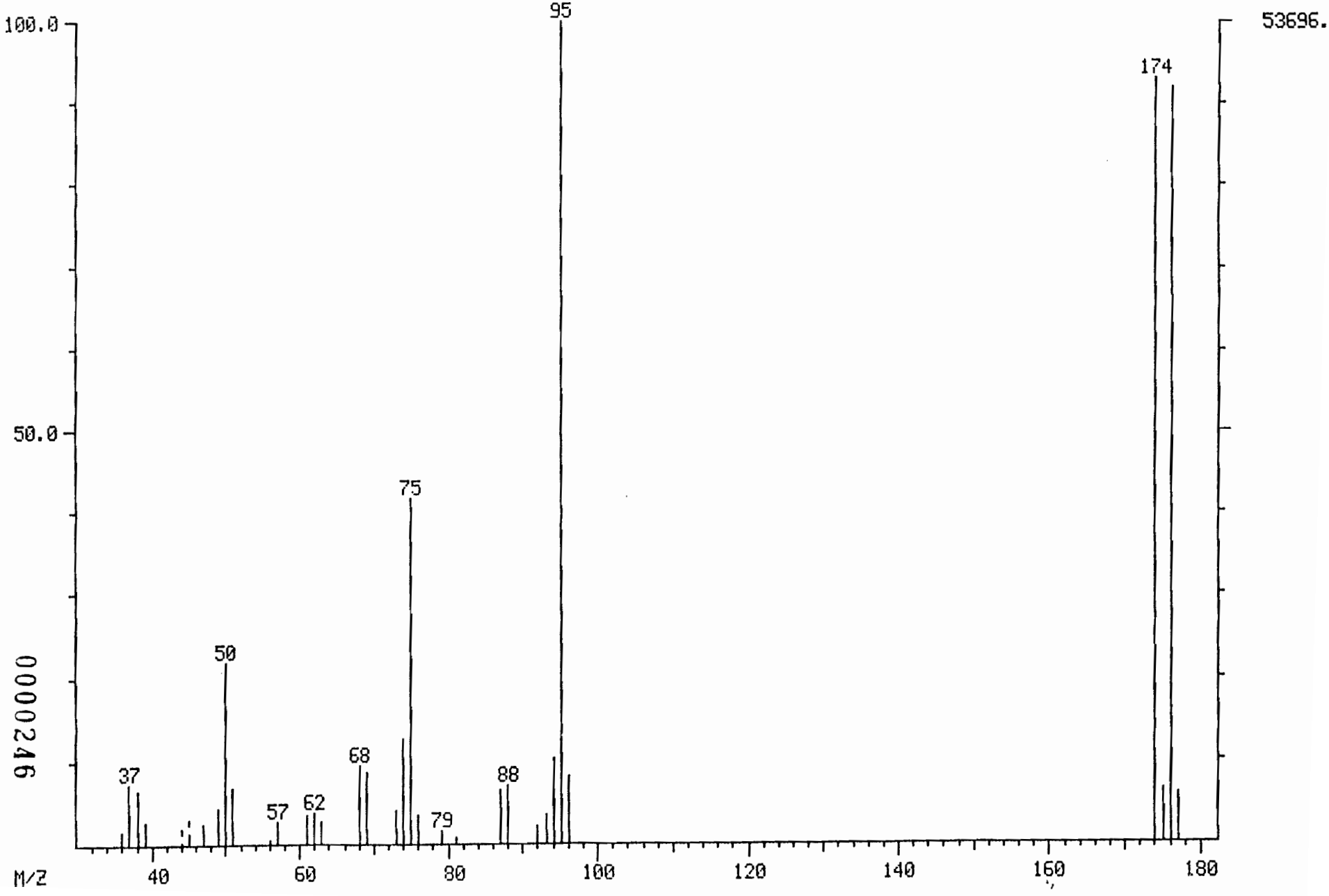

00000246

Mass List Data: D4093 # 65 Base m/z: 95
01/26/93 12:43:00 + 2:10 Cali: D4093 # 2 RIC: 259840.
Sample: PERF STD
Conds.: 5MLS, INST FIN D
#64 to #66 Summed - #30 X1.00

36 0.00 0.00 0. Minima Min inten: 0.
177 # 0 Maxima

Mass		% RA	% RIC	Inten.
36.00?		1.74	0.36	932.
37.00?		7.32	1.51	3928.
38.00?		6.41	1.33	3444.
39.00?		2.71	0.56	1454.
44.00?	S	0.28	0.06	150.
45.00?	S	1.24	0.26	665.
47.00?		2.30	0.47	1234.
49.00?		4.25	0.88	2280.
50.00?		21.84	4.51	11728.
51.00?		6.82	1.41	3660.
56.00?		0.48	0.10	260.
57.00?		2.68	0.55	1440.
61.00?		3.60	0.74	1932.
62.00?		3.63	0.75	1950.
63.00?		2.70	0.56	1450.
68.00?		9.28	1.92	4984.
69.00		8.66	1.79	4648.
73.00		4.00	0.83	2148.
74.00		12.50	2.58	6712.
75.00		41.54	8.58	22304.
76.00		3.50	0.72	1878.
79.00		1.57	0.33	845.
81.00		0.69	0.14	373.
87.00		6.50	1.34	3488.
88.00		7.01	1.45	3764.
92.00		2.04	0.42	1094.
93.00		3.41	0.71	1832.
94.00		10.21	2.11	5480.
95.00		100.00	20.67	53696.
96.00		8.09	1.67	4344.
174.00		93.09	19.24	49984.
175.00		6.38	1.32	3424.
176.00		91.90	18.99	49344.
177.00		5.89	1.22	3164.

RIC
01/26/93 12:43:00
SAMPLE: PERF STD
CONDS.: 5MLS,INST FIN D
RANGE: G 1, 123 LABEL: H 0, 4.0 QUAN: A 0, 1.0 J 0 BASE: U 20, 3

DATA: D4093 #64
CALI: D4093 #2

SCANS 1 TO 123

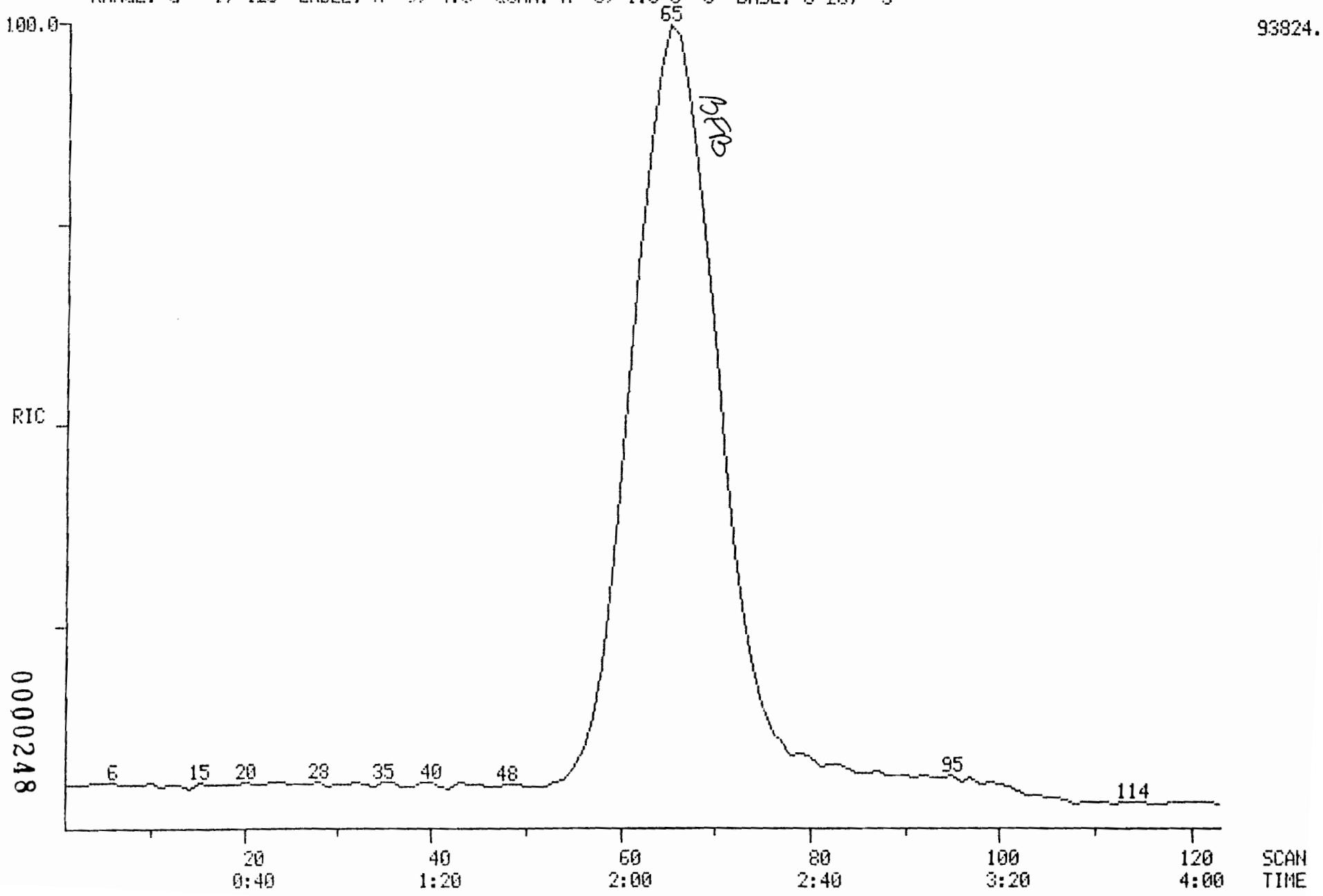

00002248

MASS SPECTRUM
03/02/93 8:28:00 + 6:00
SAMPLE: PERF STD
CONDS.: 5ML,INST D
#179 TO #181 SUMMED - #150 X1.00

DATA: D4695 #180
CALI: D4695 #2

BASE M/Z: 95
RIC: 176128.

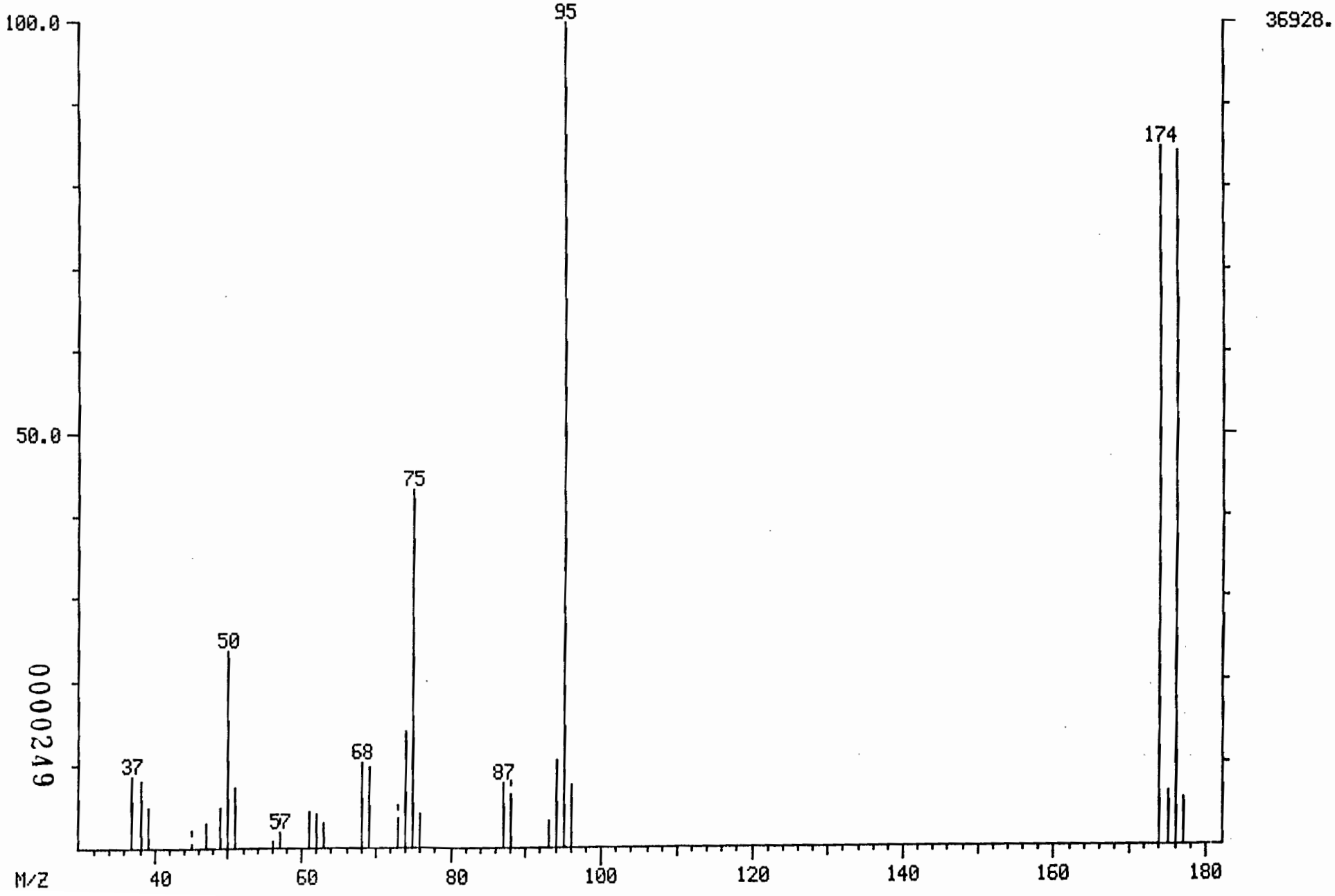

00002249

Mass List Data: D4695 # 180 Base m/z: 95
03/02/93 8:28:00 + 6:00 Cali: D4695 # 2 RIC: 176128.
Sample: PERF STD
Conds.: 5ML, INST D
#179 to #181 Summed - #150 X1.00

37	0.00	0.00	0.	Minima	Min inten: 0.
177			# 0	Maxima	

Mass		% RA	% RIC	Inten.
37.00?		8.64	1.81	3192.
38.00?		8.15	1.71	3008.
39.00?		4.86	1.02	1796.
45.00?	S	0.55	0.11	202.
47.00?		2.92	0.61	1080.
49.00?		4.97	1.04	1834.
50.00?		23.79	4.99	8784.
51.00?		7.16	1.50	2644.
56.00?		0.79	0.16	290.
57.00?	S	1.94	0.41	717.
61.00?		4.38	0.92	1616.
62.00?		4.06	0.85	1500.
63.00?		2.87	0.60	1058.
68.00?		10.08	2.11	3724.
69.00		9.58	2.01	3536.
73.00	S	3.52	0.74	1300.
74.00		14.02	2.94	5176.
75.00		43.20	9.06	15952.
76.00		3.92	0.82	1448.
87.00		7.76	1.63	2864.
88.00	S	6.52	1.37	2408.
93.00		3.27	0.68	1206.
94.00		10.43	2.19	3852.
95.00		100.00	20.97	36928.
96.00		7.46	1.56	2756.
174.00		85.01	17.82	31392.
175.00		6.35	1.33	2344.
176.00		84.32	17.68	31136.
177.00		5.70	1.19	2104.

RIC
03/02/93 8:28:00
SAMPLE: PERF STD
CONDS.: 5ML,INST D
RANGE: G 1, 285 LABEL: N 0, 4.0 QUAN: A 0, 1.0 J 0 BASE: U 20, 3

DATA: D4695 #179
CALI: D4695 #2

SCANS 30 TO 285

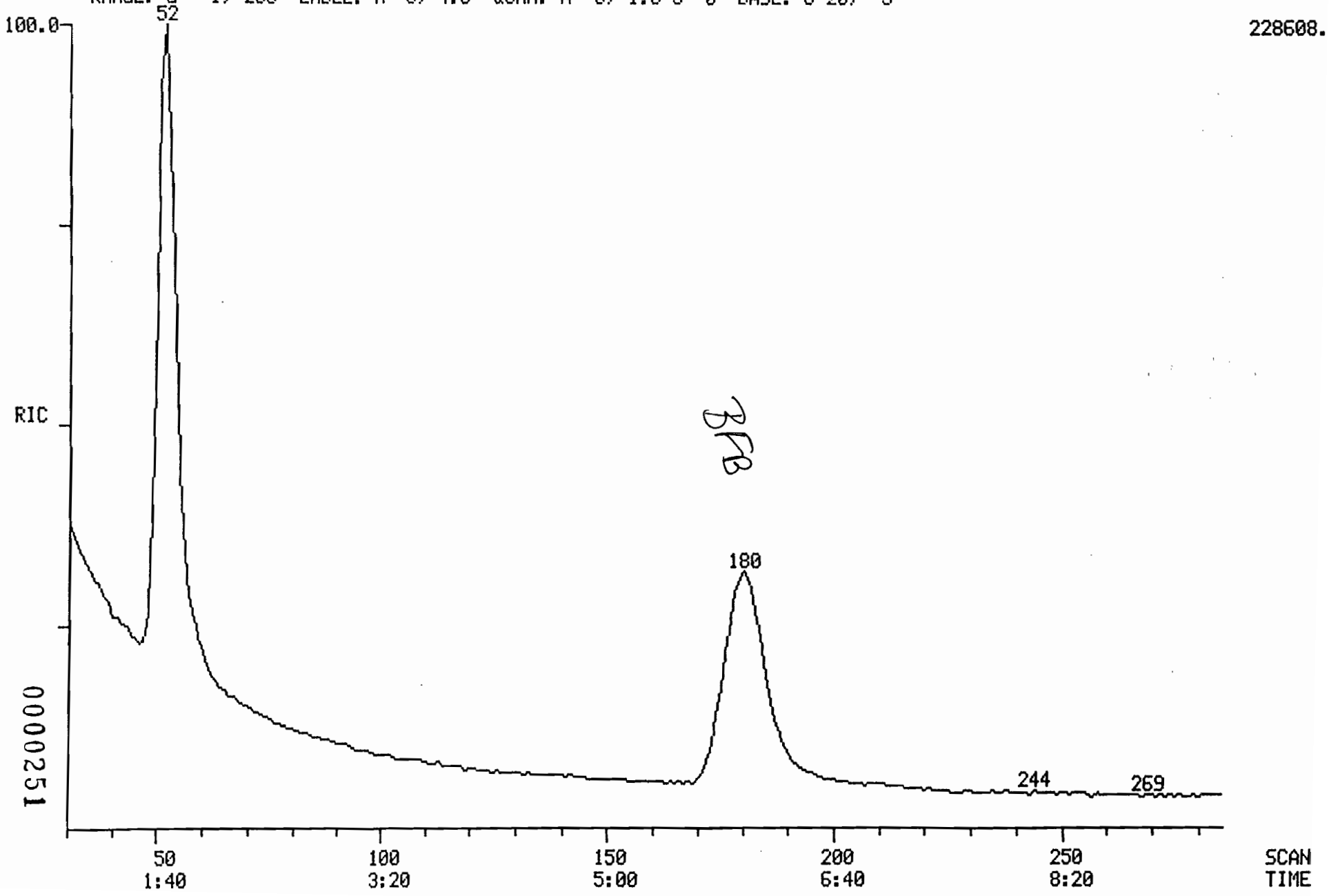

BFB

00002251

MASS SPECTRUM
03/03/93 9:27:00 + 6:58
SAMPLE: PERF STD
CONDS.: 5ML,INST D
#208 TO #210 SUMMED - #150 X1.00

DATA: D4711 #209
CALI: D4705 #2

BASE M/Z: 95
RIC: 261120.

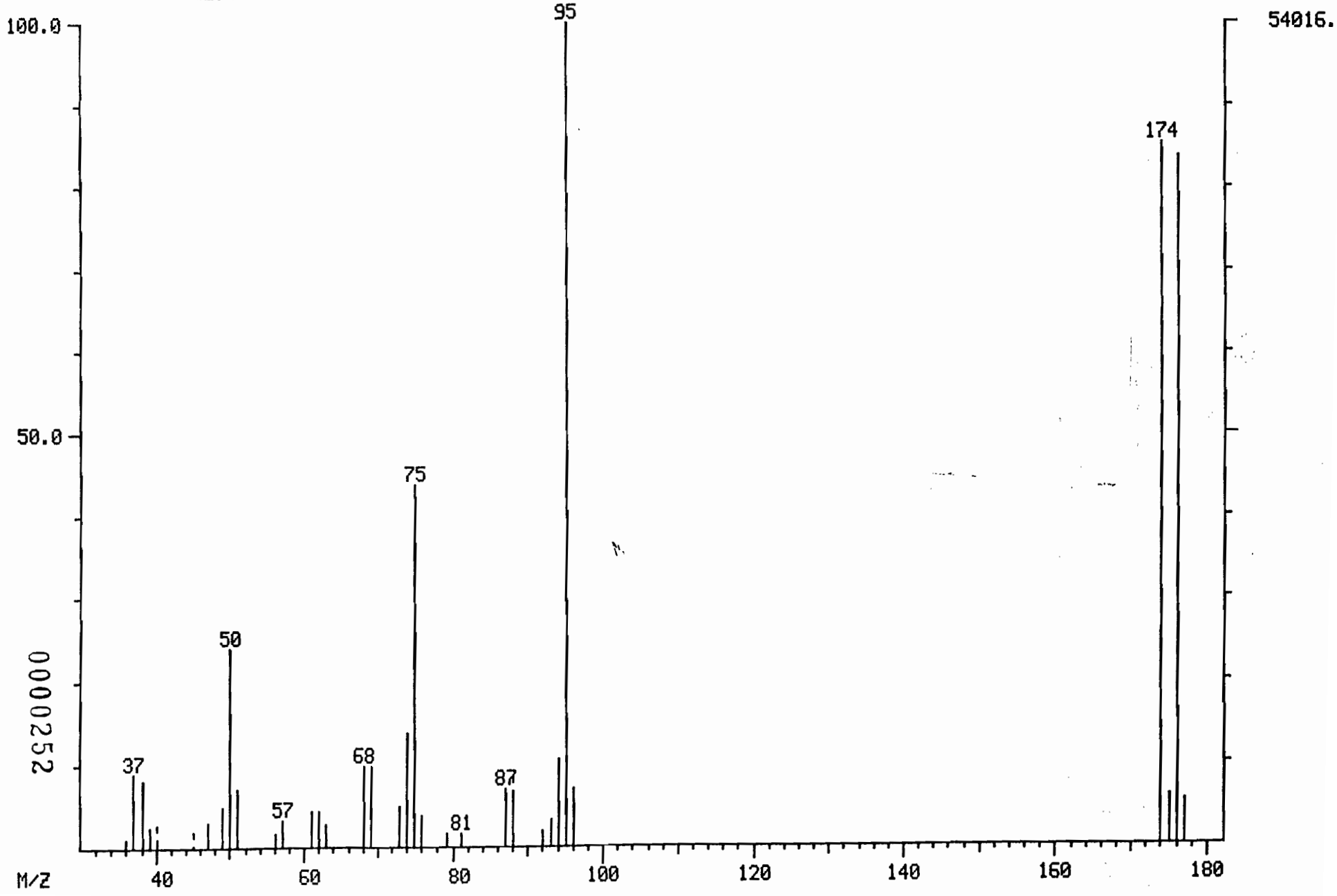

00002252

Mass List
03/03/93 9:27:00 + 6:58
Sample: PERF STD
Conds.: 5ML, INST D
#208 to #210 Summed - #150 X1.00

Data: D4711 # 209
Cali: D4705 # 2

Base m/z: 95
RIC: 261120.

36 0.00 0.00 0. Minima Min inten: 0.
177 # 0 Maxima

Mass		% RA	% RIC	Inten.
36.00?		1.10	0.23	592.
37.00?		8.90	1.84	4808.
38.00?		8.01	1.66	4328.
39.00?		2.53	0.52	1364.
40.00?	S	0.95	0.20	515.
45.00?	S	0.38	0.08	206.
47.00?		2.90	0.60	1564.
49.00?		4.78	0.99	2584.
50.00?		23.99	4.96	12960.
51.00?		6.95	1.44	3752.
56.00?		1.58	0.33	855.
57.00?		3.27	0.68	1766.
61.00?		4.32	0.89	2332.
62.00?		4.21	0.87	2272.
63.00?		2.77	0.57	1498.
68.00?		9.80	2.03	5296.
69.00		9.58	1.98	5176.
73.00		4.93	1.02	2664.
74.00		13.83	2.86	7472.
75.00		43.72	9.04	23616.
76.00		3.84	0.79	2072.
79.00		1.55	0.32	835.
81.00		1.66	0.34	894.
87.00		7.09	1.47	3832.
88.00	S	6.77	1.40	3656.
92.00		1.97	0.41	1066.
93.00		3.11	0.64	1680.
94.00		10.44	2.16	5640.
95.00		100.00	20.69	54016.
96.00		7.01	1.45	3788.
174.00		85.43	17.67	46144.
175.00		6.04	1.25	3260.
176.00		83.89	17.35	45312.
177.00		5.45	1.13	2944.

RIC
03/03/93 9:27:00
SAMPLE: PERF STD
CONDS.: 5ML,INST D
RANGE: G 1, 282 LABEL: N 0, 4.0 QUAN: A 0, 1.0 J 0 BASE: U 20, 3

DATA: D4711 #208
CALI: D4705 #2

SCANS 30 TO 282

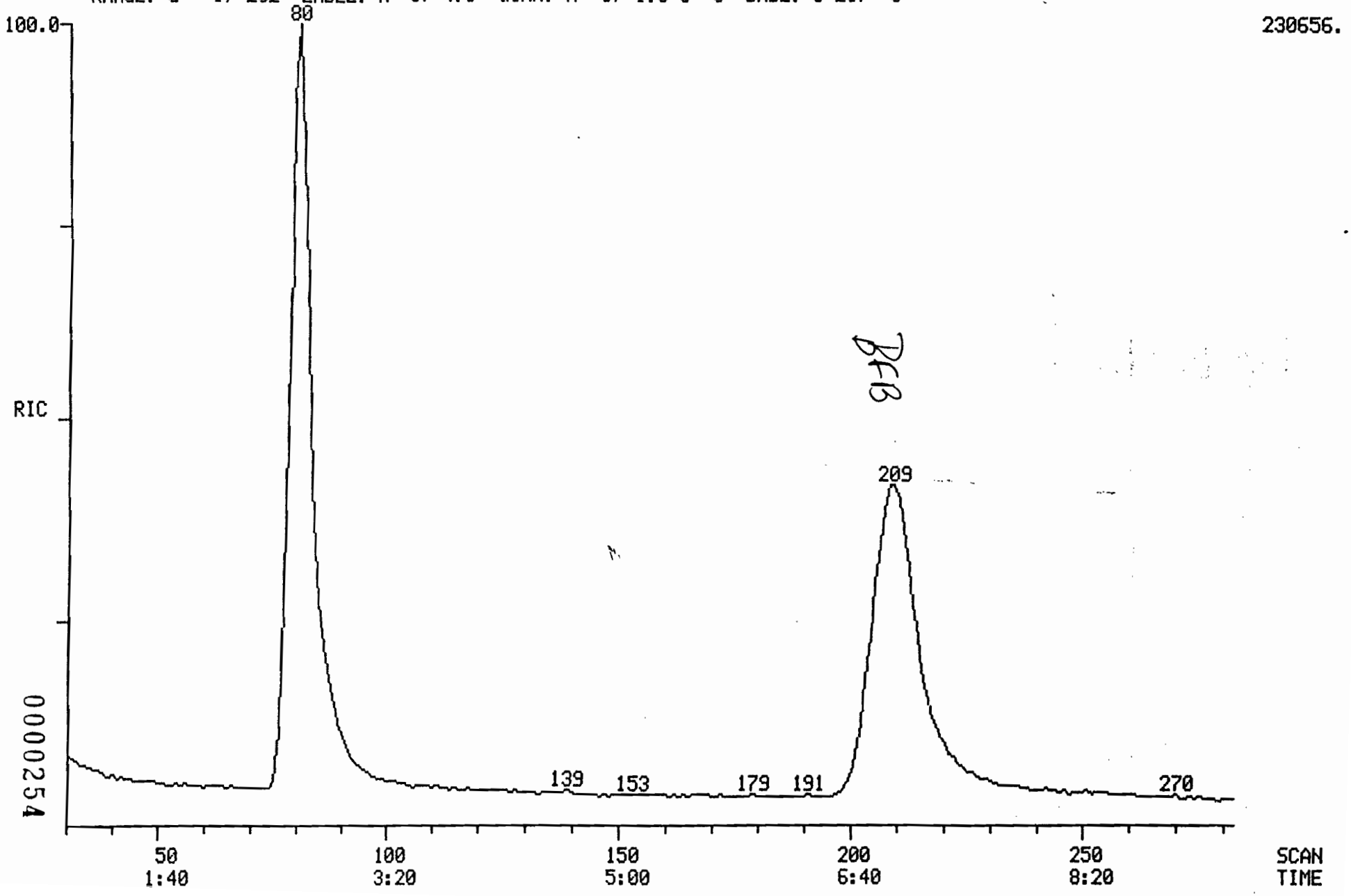

00000254

MASS SPECTRUM
02/17/93 1:39:00 + 22:10
SAMPLE: PERF.STD.
CONDS.: 25MLS,UIST FIH G
#1329 TO #1331 SUMMED - #1320 X1.00

DATA: G0960 #1330
CALI: G0970 #2

BASE M/Z: 95
RIC: 437760.

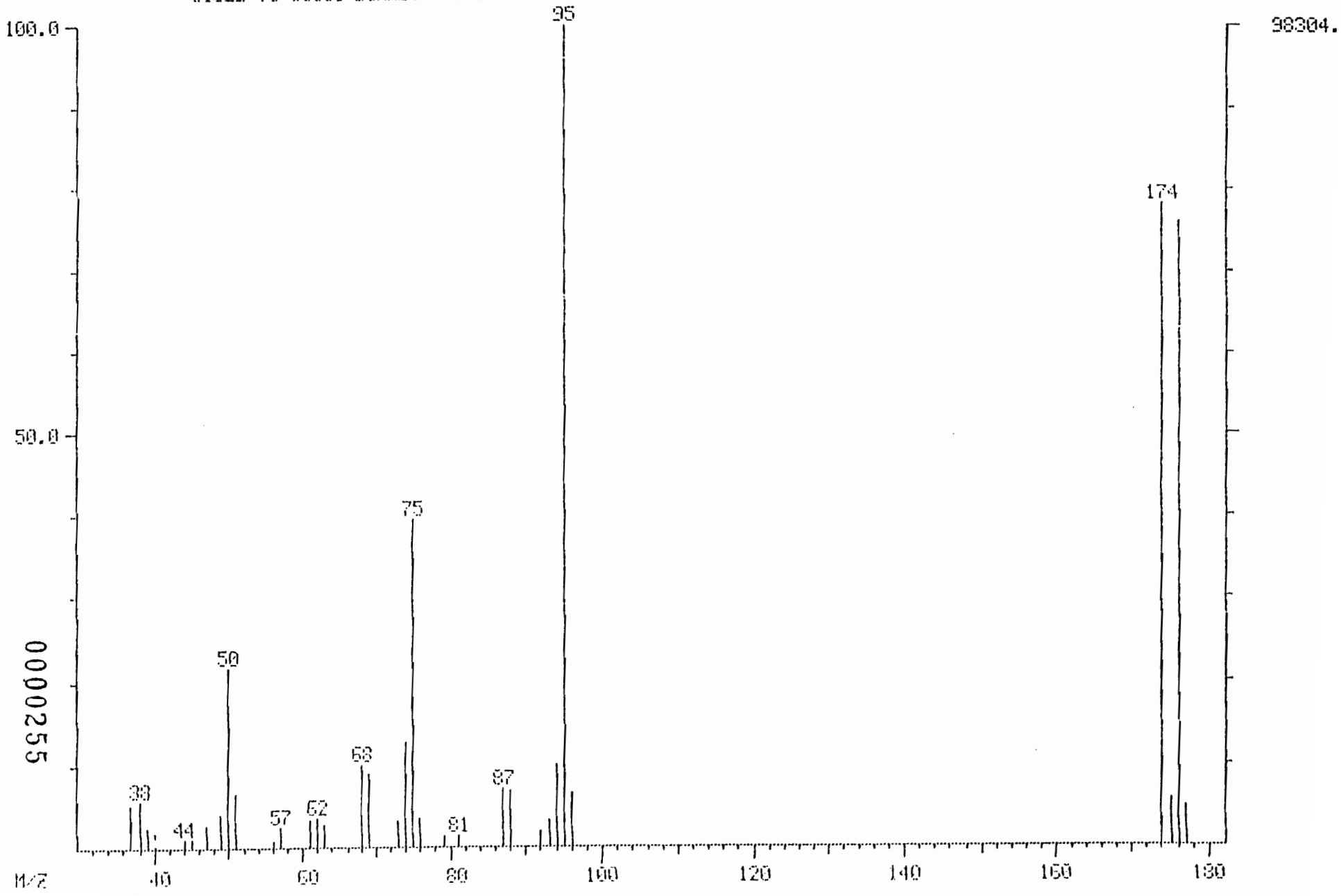

0000255

Mass List Data: G0960 #1330 Base m/z: 95
02/17/93 1:39:00 + 22:10 Cali: G0970 # 2 RIC: 437760.
ample: PERF.STD.
onds.: 25MLS,INST FIN G
#1329 to #1331 Summed - #1320 X1.00

37	0.00	0.00	0.	Minima	Min inten:	0.
177			# 0	Maxima		
Mass	% RA	% RIC	Inten.			
37.00?	5.09	1.14	5000.			
38.00?	5.75	1.29	5656.			
39.00?	2.50	0.56	2460.			
40.00? S	0.36	0.08	353.			
44.00?	1.18	0.27	1164.			
45.00?	1.16	0.26	1138.			
47.00?	2.76	0.62	2716.			
49.00?	3.93	0.88	3868.			
50.00?	21.55	4.84	21184.			
51.00?	6.35	1.43	6240.			
56.00?	0.86	0.19	842.			
57.00?	2.55	0.57	2504.			
61.00?	3.23	0.73	3176.			
62.00?	3.46	0.78	3404.			
63.00?	2.65	0.59	2604.			
68.00?	9.81	2.20	9648.			
69.00	8.94	2.01	8784.			
73.00	3.32	0.75	3268.			
74.00	12.76	2.87	12544.			
75.00	39.45	8.86	38784.			
76.00	3.56	0.80	3504.			
79.00	1.27	0.29	1250.			
81.00	1.33	0.30	1310.			
87.00	6.90	1.55	6784.			
88.00	6.85	1.54	6736.			
92.00	1.93	0.43	1898.			
93.00	3.27	0.73	3212.			
94.00	9.88	2.22	9712.			
95.00	100.00	22.46	98304.			
96.00	6.52	1.46	6408.			
174.00	78.12	17.54	76800.			
175.00	5.61	1.26	5512.			
176.00	76.04	17.08	74752.			
177.00	4.97	1.12	4888.			

RIC
02/17/93 1:39:00
SAMPLE: PERF.STD.
CONDS.: 25MLS,INST FIN G
RANGE: G 1,1950 LABEL: N 0, 4.0 QUAN: A 0, 1.0 J 0 BASE: U 20, 3

DATA: G0360 #1
CALI: G0370 #2

SCANS 1 TO 1950

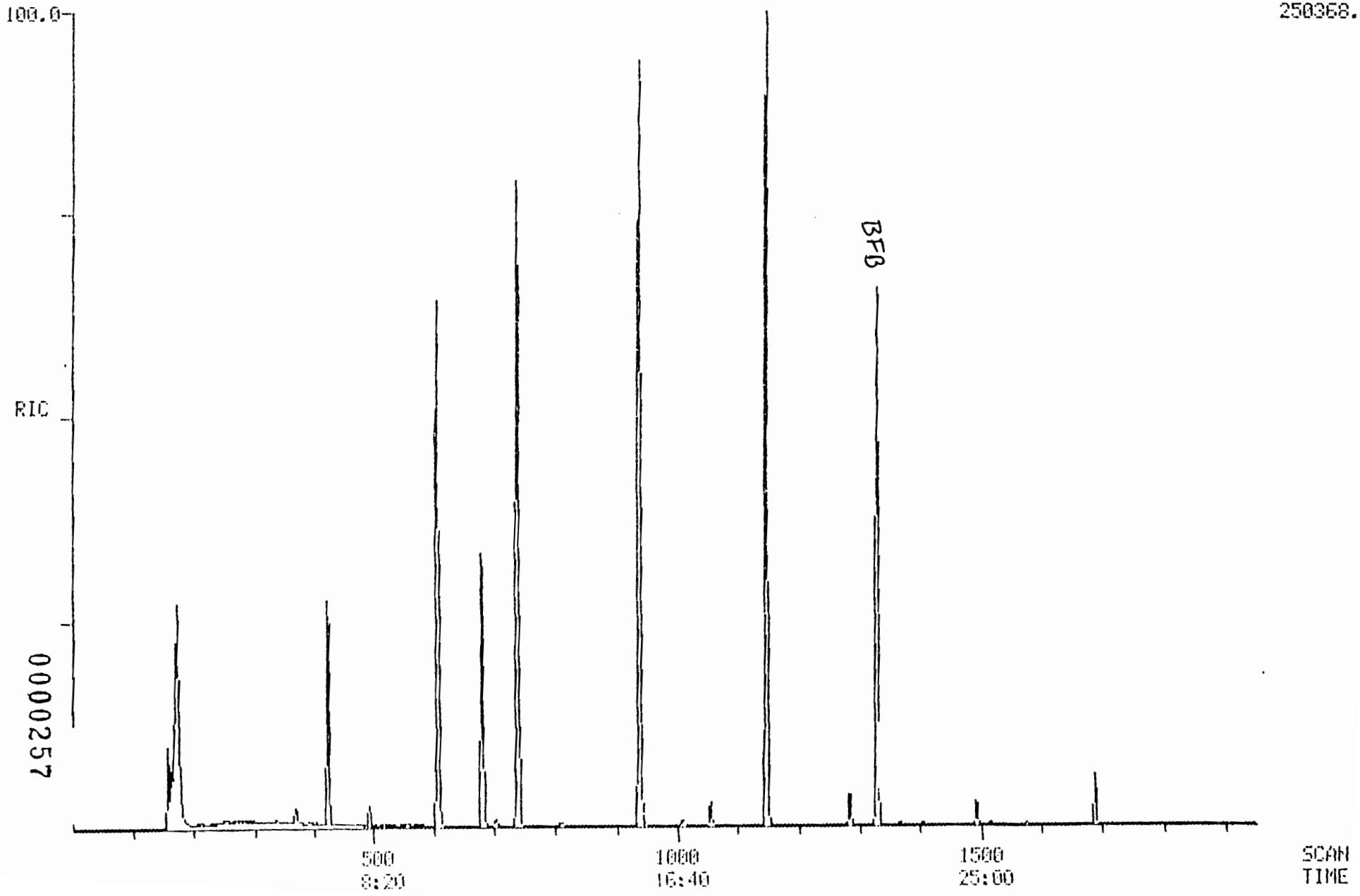

0000257

MASS SPECTRUM
03/04/93 8:57:00 + 11:30
SAMPLE: PERF.STD
CONDS.: 5MLS,INST.G
#689 TO #691 SUMMED - #680 X1.00

DATA: G1218 #690
CALI: G1218 #2

BASE M/Z: 95
RIC: 286208.

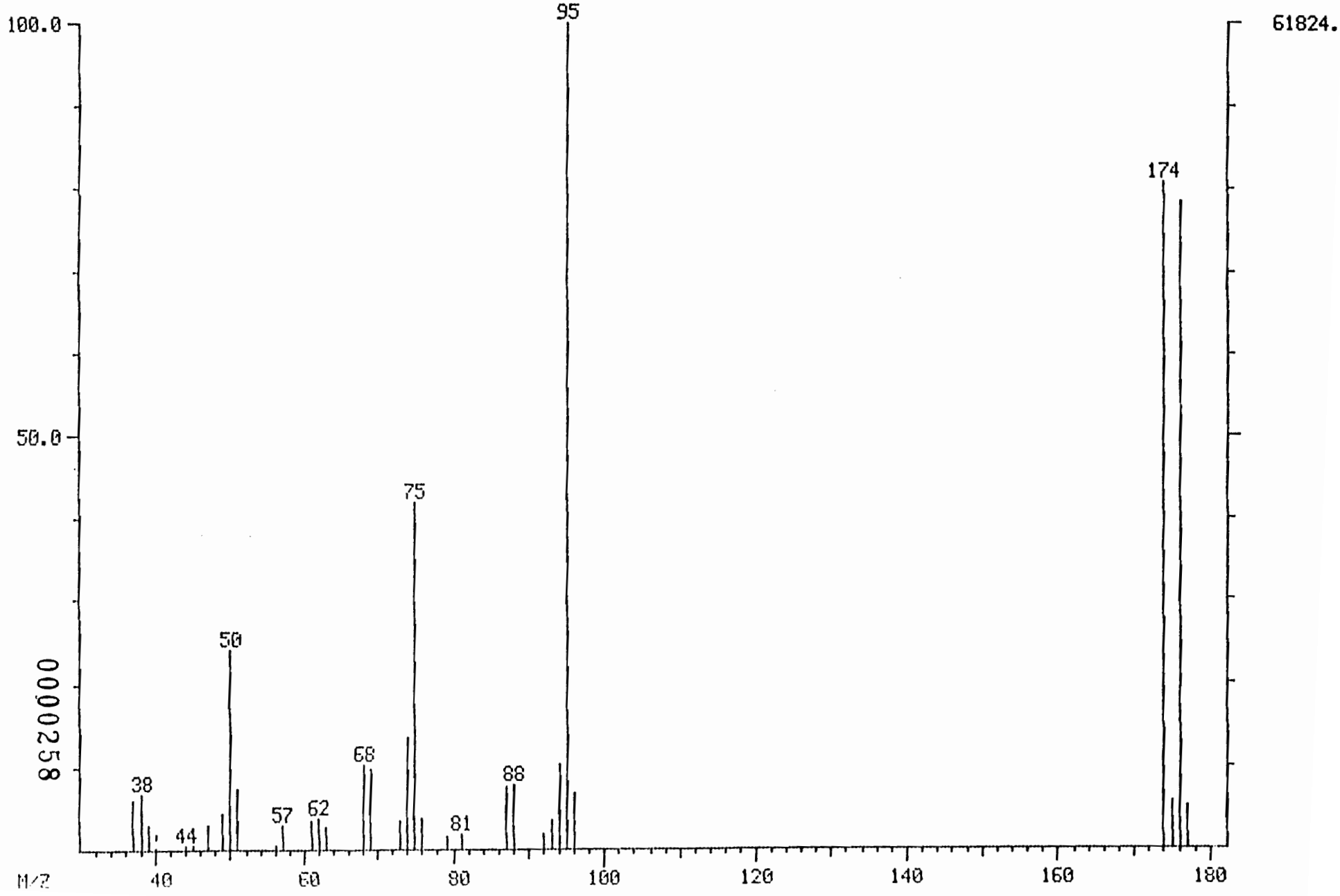

00000258

Mass List Data: G1218 # 690 Base m/z: 95
03/04/93 8:57:00 + 11:30 Cali: G1218 # 2 RIC: 286208.
Sample: PERF.STD
Cmnds.: 5MLS,INST.G
#689 to #691 Summed - #680 X1.00

37 0.00 0.00 0. Minima Min inten: 0.
177 # 0 Maxima

Mass		% RA	% RIC	Inten.
37.00?		6.02	1.30	3724.
38.00?		6.69	1.45	4136.
39.00?		2.88	0.62	1780.
40.00?	S	0.16	0.03	100.
44.00?		0.50	0.11	309.
45.00?		0.50	0.11	309.
47.00?		3.04	0.66	1880.
49.00?		4.36	0.94	2696.
50.00?		23.91	5.17	14784.
51.00?		7.32	1.58	4528.
56.00?		0.52	0.11	322.
57.00?		3.02	0.65	1870.
61.00?		3.51	0.76	2172.
62.00?		3.82	0.83	2364.
63.00?		2.79	0.60	1722.
68.00?		10.12	2.19	6256.
69.00		9.81	2.12	6064.
73.00		3.54	0.76	2188.
74.00		13.33	2.88	8240.
75.00		41.87	9.05	25888.
76.00		3.82	0.82	2360.
79.00		1.62	0.35	1000.
81.00		1.77	0.38	1092.
87.00		7.58	1.64	4688.
88.00		7.83	1.69	4840.
92.00		1.95	0.42	1204.
93.00		3.42	0.74	2112.
94.00		10.33	2.23	6384.
95.00		100.00	21.60	61824.
96.00		6.68	1.44	4128.
174.00		80.85	17.46	49984.
175.00		5.76	1.24	3560.
176.00		78.47	16.95	48512.
177.00		5.07	1.10	3136.

RIC
03/04/93 8:57:00
SAMPLE: PERF.STD
CONDS.: 5MLS,INST.G
RANGE: G 1, 906 LABEL: N 0, 4.0 QUAN: A 0, 1.0 J 0 BASE: U 20, 3

DATA: G1218 #1
CALI: G1218 #2

SCANS 1 TO 906

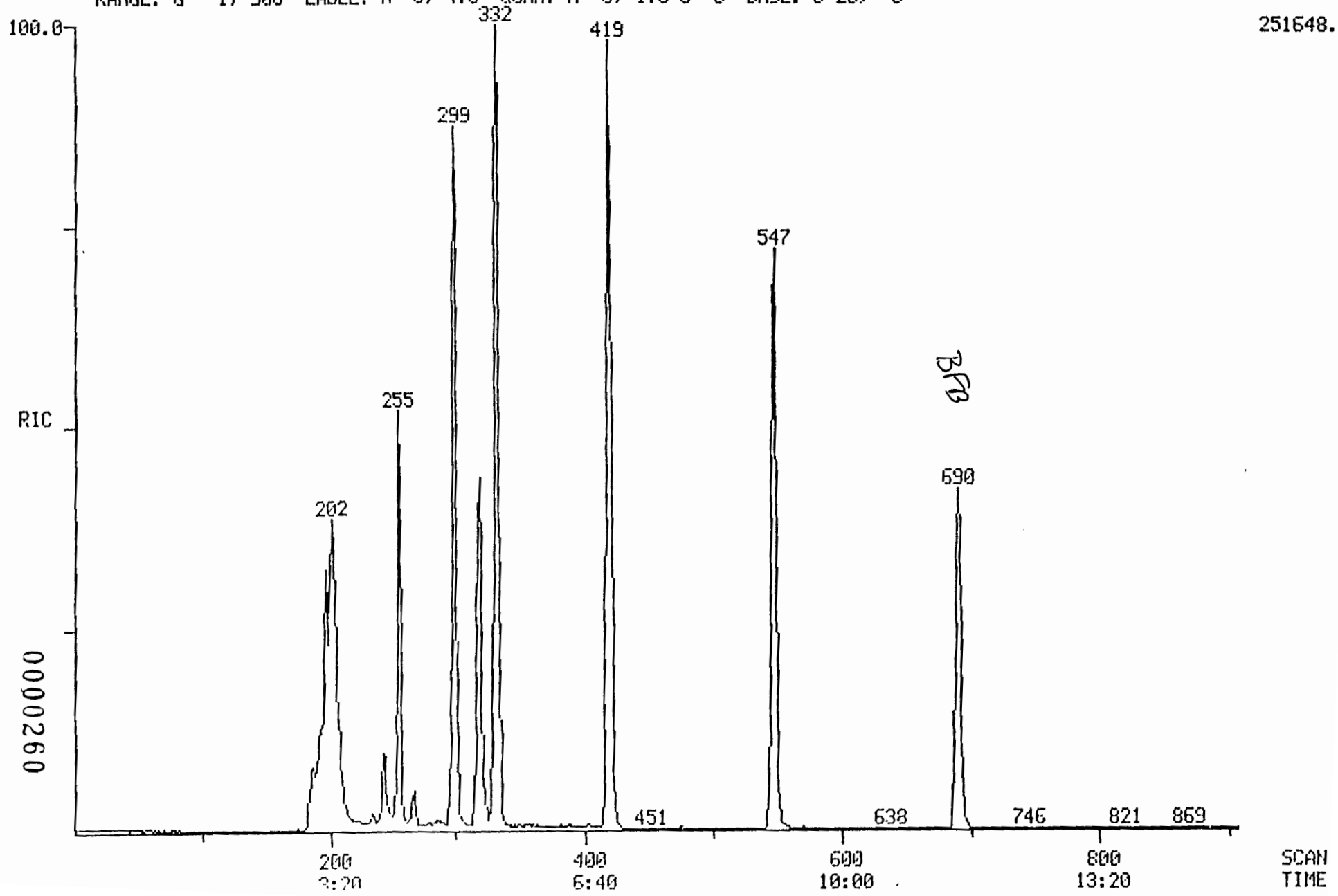

BFB

0000260

CLPBFB

Data File : C:\HPCHEM\1\DATA\M0125.D
Acq Time : 20 Feb 93 1:19 pm
Sample : 0220BFB ,INST:HPM
Misc :

Operator: PKS/ VITO
Inst : NYTEST HP
Multiplr: 1.00

Method : C:\HPCHEM\1\METHODS\CLPH2O.M
Title : VOA Standards for 5 point calibration

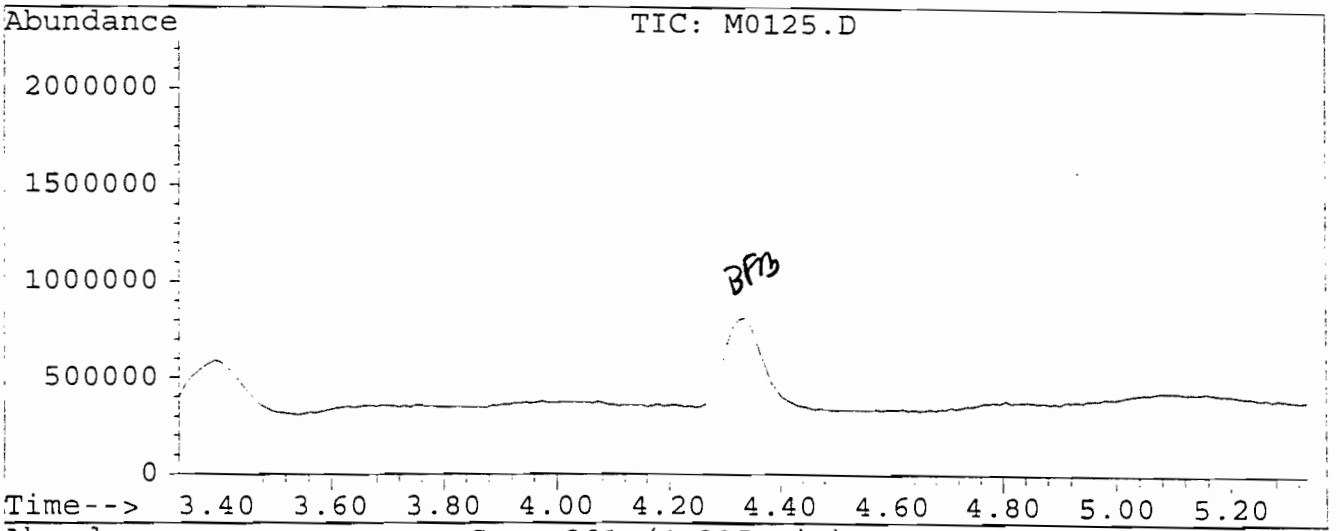

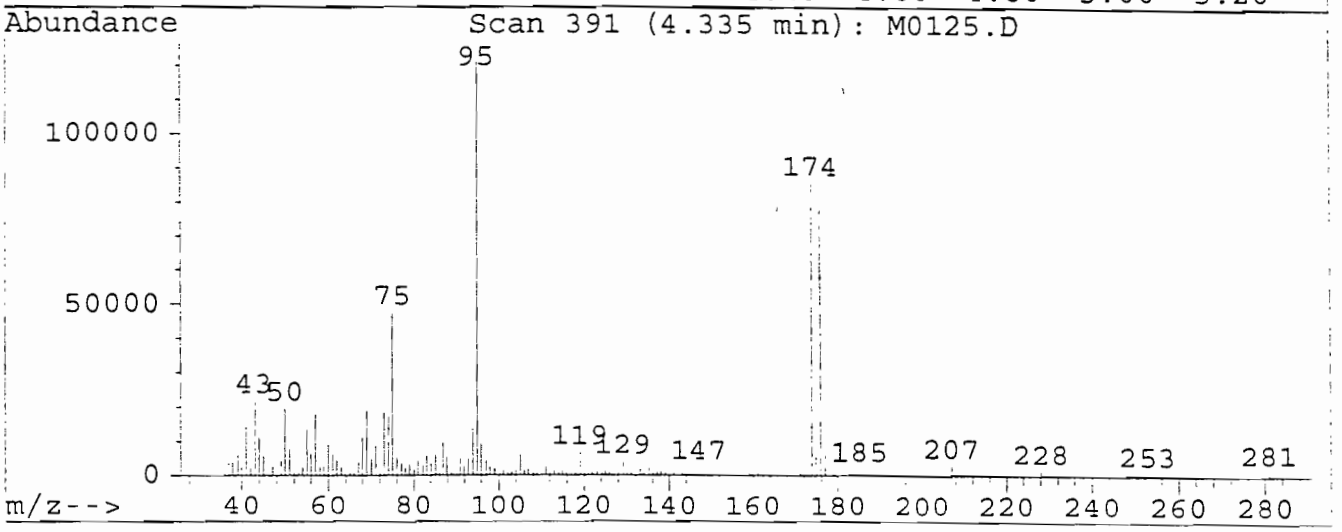

Peak Apex is scan: 391

Target Mass	Rel. to Mass	Lower Limit%	Upper Limit%	Rel. Abn%	Raw Abn	Result Pass/Fail
50	95	15	40	16.1	19416	PASS
75	95	30	60	39.1	47296	PASS
95	95	100	100	100.0	120952	PASS
96	95	5	9	7.6	9242	PASS
173	174	0	2	0.0	0	PASS
174	95	50	100	70.5	85248	PASS
175	174	5	9	6.9	5855	PASS
176	174	95	101	95.5	81408	PASS
177	176	5	9	7.5	6070	PASS

0000261

M0125.D CLPH2O.M Fri Mar 12 16:21:57 1993 HPM

CLPBFB

Data File : C:\HPCHEM\1\DATA\M0198.D
Acq Time : 26 Feb 93 2:29 pm
Sample : 0226BFB
Misc : INST:HPM

Operator: PKS/ VITO
Inst : NYTEST HP
Multiplr: 1.00

Method : C:\HPCHEM\1\METHODS\CLPSOIL.M
Title : VOA Standards for 5 point calibration

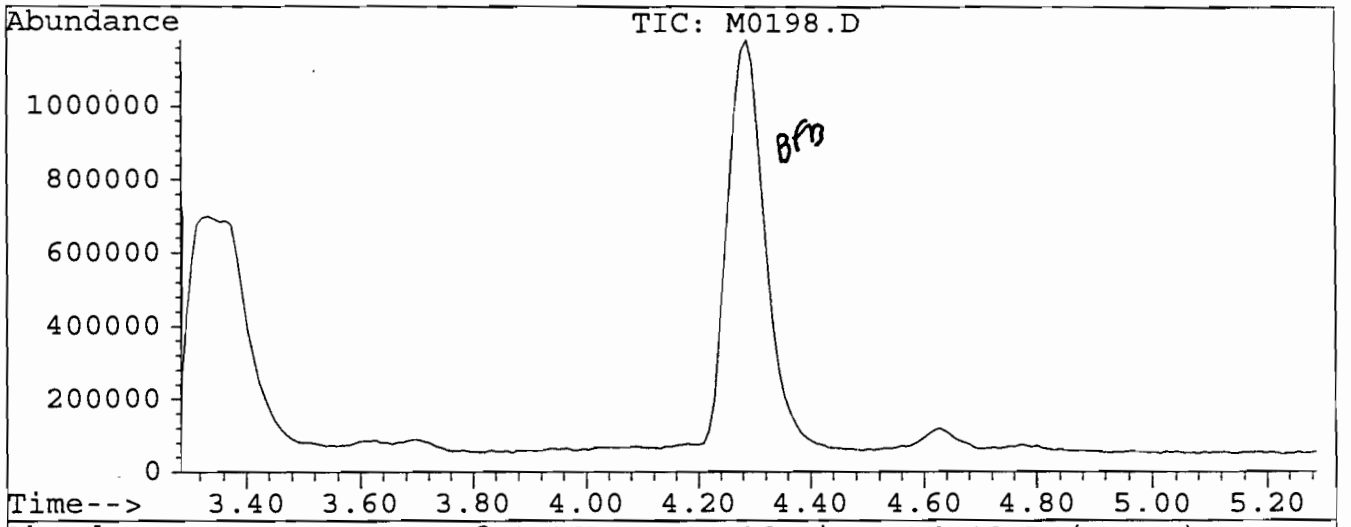

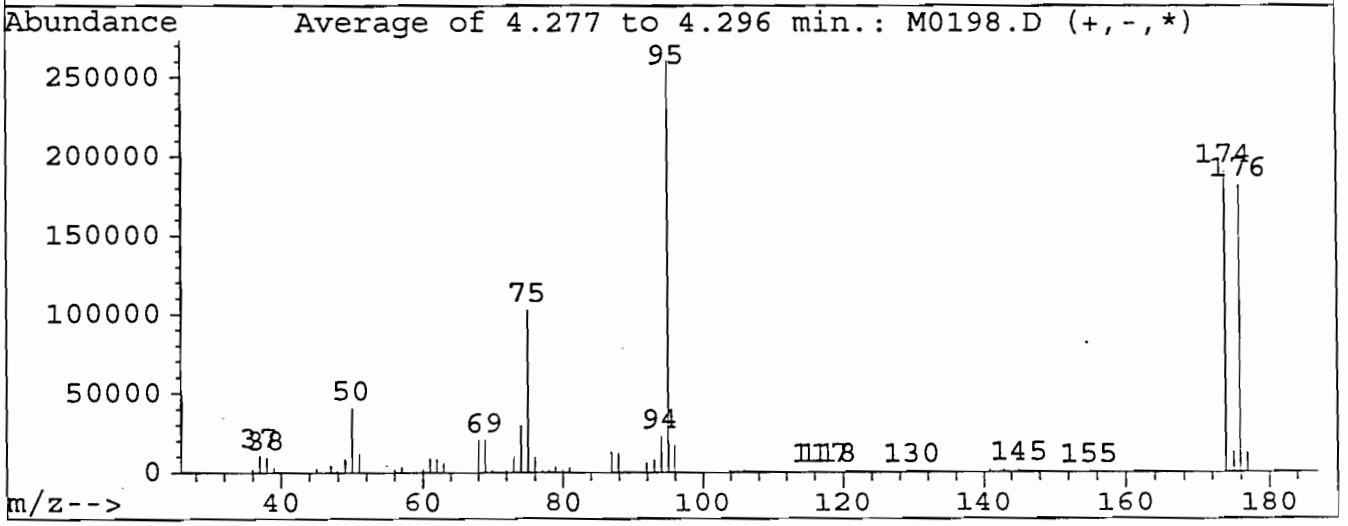

Peak Apex is scan: 388

Target Mass	Rel. to Mass	Lower Limit%	Upper Limit%	Rel. Abn%	Raw Abn	Result Pass/Fail
50	95	15	40	15.5	40461	PASS
75	95	30	60	39.2	102277	PASS
95	95	100	100	100.0	260748	PASS
96	95	5	9	6.5	16823	PASS
173	174	0	2	0.0	0	PASS
174	95	50	100	73.1	190528	PASS
175	174	5	9	6.8	13019	PASS
176	174	95	101	95.3	181632	PASS
177	176	5	9	6.7	12181	PASS

0000262

M0198.D CLPSOIL.M Fri Feb 26 14:38:53 1993 HPM

1A

VOLATILE ORGANICS ANALYSIS DATA SHEET

EPA SAMPLE NO.

VBLKD26

Lab Name: NYTEST ENV INC Contract: 9319853

Lab Code: NYTEST Case No.: 15897 SAS No.: _____ SDG No.: _____

Matrix: (soil/water) SOIL Lab Sample ID: VBLKD26

Sample wt/vol: 4.00 (g/mL) G Lab File ID: D4699

Level: (low/med) MED Date Received: _____

% Moisture: not dec. ____ Date Analyzed: 03/02/93

Column: (pack/cap) PACK Dilution Factor: 1.0

CAS NO.	COMPOUND	CONCENTRATION UNITS: (ug/L or ug/Kg) UG/KG	Q
74-87-3	Chloromethane	1200	U
74-83-9	Bromomethane	1200	U
75-01-4	Vinyl Chloride	1200	U
75-00-3	Chloroethane	1200	U
75-09-2	Methylene Chloride	3700	
67-64-1	Acetone	1800	
75-15-0	Carbon Disulfide	620	U
75-35-4	1,1-Dichloroethene	620	U
75-34-3	1,1-Dichloroethane	620	U
540-59-0	1,2-Dichloroethene (total)	620	U
67-66-3	Chloroform	620	U
107-06-2	1,2-Dichloroethane	620	U
78-93-3	2-Butanone	1200	U
71-55-6	1,1,1-Trichloroethane	620	U
56-23-5	Carbon Tetrachloride	620	U
108-05-4	Vinyl Acetate	1200	U
75-27-4	Bromodichloromethane	620	U
78-87-5	1,2-Dichloropropane	620	U
10061-01-5	cis-1,3-Dichloropropene	620	U
79-01-6	Trichloroethene	620	U
124-48-1	Dibromochloromethane	620	U
79-00-5	1,1,2-Trichloroethane	620	U
71-43-2	Benzene	620	U
10061-02-6	trans-1,3-Dichloropropene	620	U
75-25-2	Bromoform	620	U
108-10-1	4-Methyl-2-Pentanone	1200	U
591-78-6	2-Hexanone	1200	U
127-18-4	Tetrachloroethene	620	U
79-34-5	1,1,2,2-Tetrachloroethane	620	U
108-88-3	Toluene	620	U
108-90-7	Chlorobenzene	620	U
100-41-4	Ethylbenzene	620	U
100-42-5	Styrene	620	U
1330-20-7	Xylene (total)	620	U

1E

VOLATILE ORGANICS ANALYSIS DATA SHEET
TENTATIVELY IDENTIFIED COMPOUNDS

EPA SAMPLE NO.

VBLKD26

Lab Name: NYTEST ENV INC Contract: 9319853

Lab Code: NYTEST Case No.: 15897 SAS No.: _____ SDG No.: _____

Matrix: (soil/water) SOIL Lab Sample ID: VBLKD26

Sample wt/vol: 4.00 (g/mL) G Lab File ID: D4699

Level: (low/med) MED Date Received: _____

% Moisture: not dec. ____ Date Analyzed: 03/02/93

Column (pack/cap) PACK Dilution Factor: 1.0

Number TICs found: 0

CONCENTRATION UNITS:
(ug/L or ug/Kg) UG/KG

CAS NUMBER	COMPOUND NAME	RT	EST. CONC.	Q

0000264

DATA FROM FILE: D4699 SCANS 30 TO 1250 ACQUIRED: 03/02/93 11:47:00
CALI: D4699 #2

SAMPLE: VBLKD26
CONDS.: 100UL/5ML,INST D

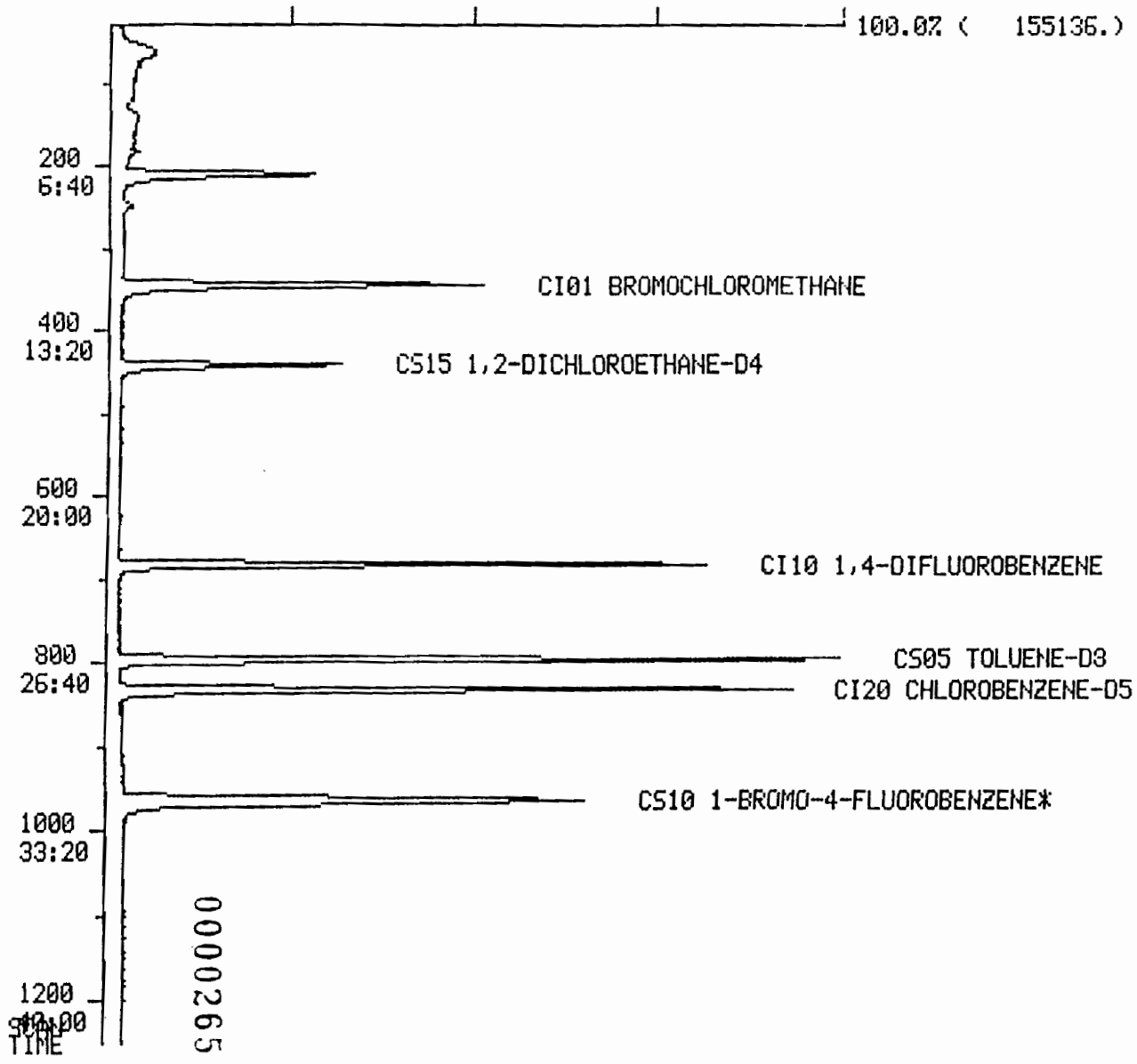

00002265

Quantitation Report File: D4699

Data: D4699.TI
03/02/93 11:47:00
Sample: VBLKD26
Conds.: 100UL/5ML, INST D
Formula: - Instrument: 1050 Weight: 0.001
Submitted by: NEI Analyst: SC Acct. No.: =

AMOUNT=AREA * REF AMNT/(REF AREA * RESP FACT)
Resp. fac. from Library Entry

No	Name
1	CI01 BROMOCHLOROMETHANE
2	CI10 1,4-DIFLUOROBENZENE
3	CI20 CHLOROBENZENE-D5
4	CS15 1,2-DICHLOROETHANE-D4
5	CS05 TOLUENE-D8
6	CS10 1-BROMO-4-FLUOROBENZENE*
7	C010 CHLOROMETHANE
8	C015 BROMOMETHANE*
9	C020 VINYL CHLORIDE*
10	C025 CHLOROETHANE
11	C030 METHYLENE CHLORIDE
12	C035 ACETONE
13	C040 CARBON DISULFIDE
14	C045 1,1-DICHLOROETHENE *
15	C050 1,1-DICHLOROETHANE*
16	C053 1,2-DICHLOROETHENE (TOTAL)
17	C060 CHLOROFORM *
18	C065 1,2-DICHLOROETHANE*
19	C110 2-BUTANONE
20	C115 1,1,1-TRICHLOROETHANE*
21	C120 CARBON TETRACHLORIDE*
22	C125 VINYL ACETATE
23	C130 BROMODICHLOROMETHANE*
24	C140 1,2-DICHLOROPROPANE
25	C143 CIS-1,3-DICHLOROPROPENE*
26	C150 TRICHLOROETHENE*
27	C165 BENZENE*
28	C155 DIBROMOCHLOROMETHANE*
29	C160 1,1,2-TRICHLOROETHANE*
30	C172 TRANS-1,3-DICHLOROPROPENE*
31	C175 2-CHLOROETHYL VINYL ETHER
32	C180 BROMOFORM **
33	C205 4-METHYL-2-PENTANONE
34	C210 2-HEXANONE
35	C230 TOLUENE *
36	C225 1,1,2,2-TETRACHLOROETHANE*
37	C220 TETRACHLOROETHENE*
38	C235 CHLOROBENZENE*
39	C240 ETHYLBENZENE *
40	C245 STYRENE*
41	C250 M-XYLENE*
42	C255 P + O-XYLENE

No	m/z	Scan	Time	Ref	RRT	Meth	Area(Hght)	Amount		%Tot
1	128	343	11:26	1	1.000	A BB	75292.	50.000	NGS	14.50
2	114	681	22:42	2	1.000	A BB	321385.	50.000	NGS	14.50
3	117	830	27:40	3	1.000	A BB	296799.	50.000	NGS	14.50
4	65	440	14:40	1	1.283	A BB	89096.	49.150	NGS	14.25
5	98	795	26:30	3	0.958	A BB	326778.	50.812	NGS	14.73
6	95	963	32:06	3	1.160	A BB	195643.	50.543	NGS	14.65
7	NOT FOUND									
8	NOT FOUND									
9	NOT FOUND									
10	NOT FOUND									
11	84	209	6:58	1	0.609	A BB	70389.	29.920	NGS	8.67
12	43	246	8:12	1	0.717	A BB	11412.	14.533	NGS	4.21
13	NOT FOUND									
14	NOT FOUND									
15	NOT FOUND									
16	NOT FOUND									
17	NOT FOUND									
18	NOT FOUND									
19	NOT FOUND									
20	NOT FOUND									
21	NOT FOUND									
22	NOT FOUND									
23	NOT FOUND									
24	NOT FOUND									
25	NOT FOUND									
26	NOT FOUND									
27	NOT FOUND									
28	NOT FOUND									
29	NOT FOUND									
30	NOT FOUND									
31	NOT FOUND									
32	NOT FOUND									
33	NOT FOUND									
34	NOT FOUND									
35	NOT FOUND									
36	NOT FOUND									
37	NOT FOUND									
38	NOT FOUND									
39	NOT FOUND									
40	NOT FOUND									
41	NOT FOUND									
42	NOT FOUND									

AE 4/2

No	Ret(L)	Ratio	RRT(L)	Ratio	Amnt	Amnt(L)	R.Fac	R.Fac(L)	Ratio
1	11:26	1.00	1.000	1.00	50.00	50.00	1.000	1.000	1.00
2	22:42	1.00	1.000	1.00	50.00	50.00	1.000	1.000	1.00
3	27:40	1.00	1.000	1.00	50.00	50.00	1.000	1.000	1.00
4	14:40	1.00	1.283	1.00	49.15	50.00	1.183	1.204	0.98
5	26:30	1.00	0.958	1.00	50.81	50.00	1.101	1.083	1.02
6	32:06	1.00	1.160	1.00	50.54	50.00	0.659	0.652	1.01
7	1:20		0.117						
8	2:14		0.195						
9	2:58		0.259						
10	4:00		0.350						
11	7:00	1.00	0.612	1.00	29.92	50.00	0.935	1.562	0.60
12	8:12	1.00	0.717	1.00	14.53	50.00	0.152	0.521	0.29

0000267

No	Ret(L)	Ratio	RRT(L)	Ratio	Amnt	Amnt(L)	R.Fac	R.Fac(L)	Ratio
13	9:10		0.802						
14	10:56		0.956						
15	12:22		1.082						
16	13:20		1.166						
17	13:54		1.216						
18	14:46		1.292						
19	14:50		1.297						
20	16:02		0.706						
21	16:26		0.724						
22	16:56		0.746						
23	17:06		0.753						
24	18:30		0.815						
25	18:50		0.830						
26	19:26		0.856						
27	20:00		0.881						
28	19:56		0.878						
29	20:06		0.885						
30	20:10		0.888						
31	21:20		0.940						
32	22:44		1.001						
33	23:24		0.846						
34	25:02		0.905						
35	26:40		0.964						
36	25:08		0.908						
37	25:18		0.914						
38	27:48		1.005						
39	29:46		1.076						
40	33:36		1.214						
41	33:56		1.227						
42	34:50		1.259						

TARGET COMPOUND COMPARISON

COMPOUND: C030 METHYLENE CHLORIDE

RAW DATA: D4699 #209 BASE M/Z: 49 RIC: 43968.
03/02/93 11:47
SAMPLE: VBLKD26
CONDS.: 100UL/5ML,INST D

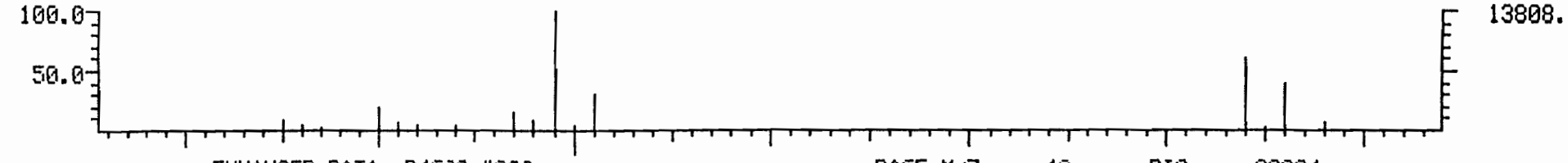

ENHANCED DATA: D4699 #209 BASE M/Z: 49 RIC: 32384.

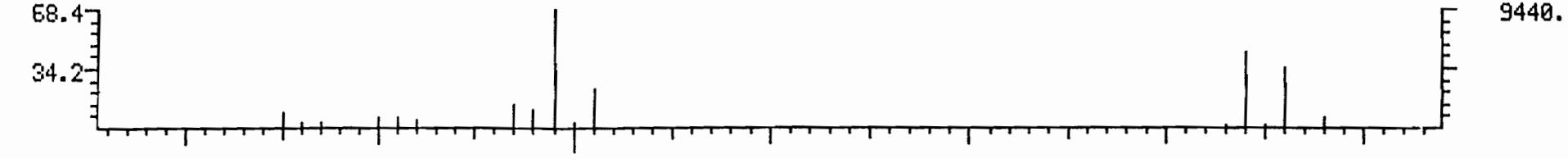

LIBRARY FILE: DC #11 BASE M/Z: 49 RIC: 3064.

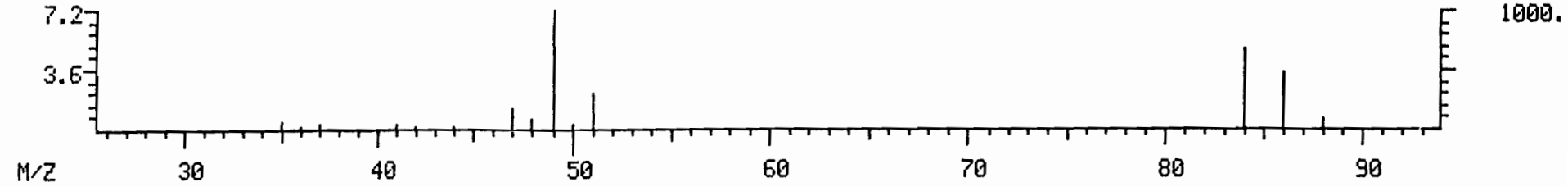

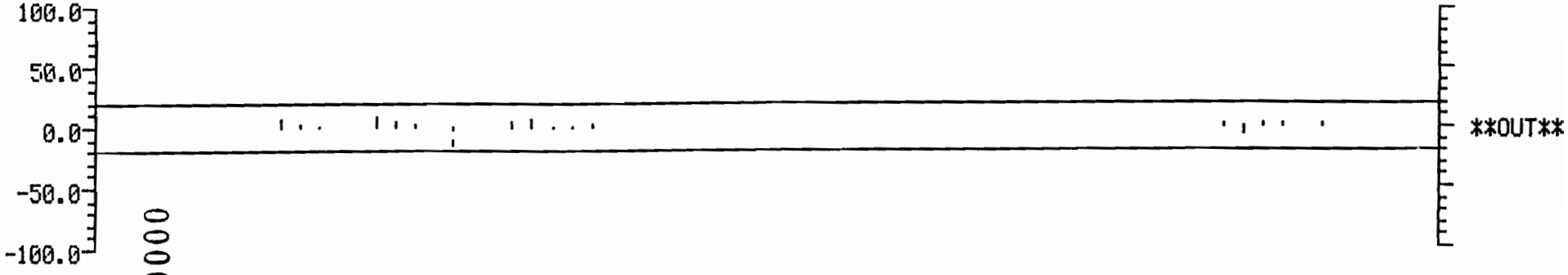

00000269

TARGET COMPOUND COMPARISON

COMPOUND: C035 ACETONE

RAW DATA: D4699 #246 BASE M/Z: 40 RIC: 4912.
03/02/93 11:47
SAMPLE: VBLKD26
CONDS.: 100UL/5ML,INST D



ENHANCED DATA: D4699 #246 BASE M/Z: 43 RIC: 2348.



LIBRARY FILE: DC #12 BASE M/Z: 43 RIC: 1602.

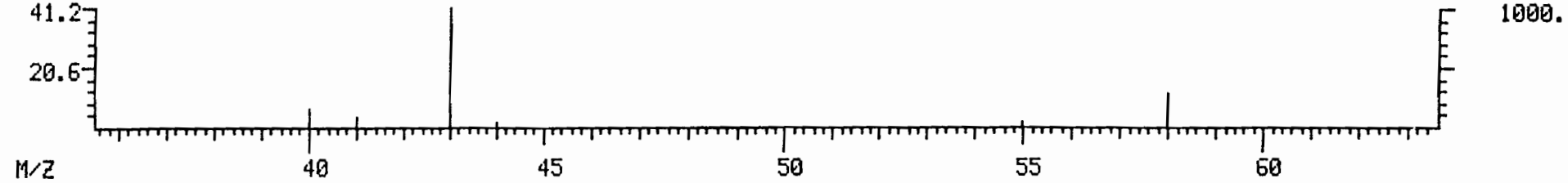

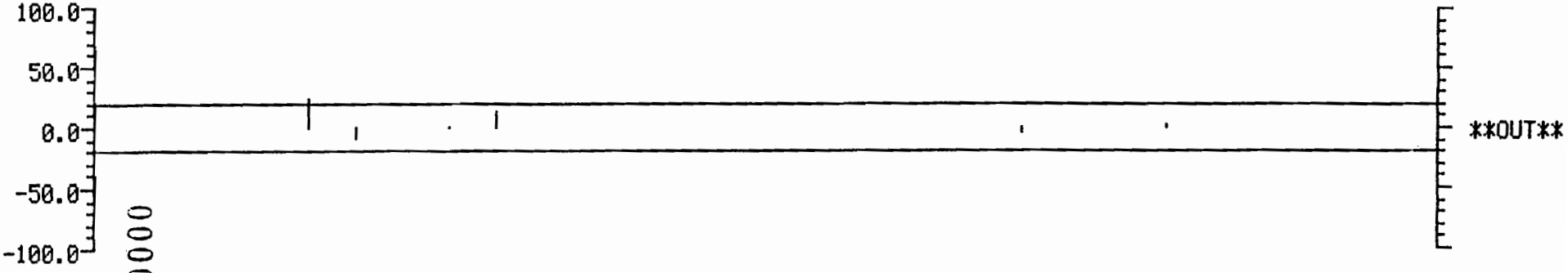

0000270

LIBRARY SEARCH SCAN LIST FOR D4699

Reference retention time (min:s) 32:06

No.	Low Mass	High	Scan	Time	Meth	Area	Height	Name	Num
1	0.00	0.00	59	1:58	A BB	81408.	5016.	--	0.
2	0.00	0.00	115	3:50	A BV	23756.	1508.	--	0.
3	0.00	0.00	120	4:00	A VB	4048.	1564.	--	0.
4	0.00	0.00	139	4:38	A BB	28904.	1939.	--	0.
5	0.00	0.00	180	6:00	A BB	19004.	2488.	--	0.
6	0.00	0.00	209	6:58	A BB	327480.	40384.	--	0.
7	0.00	0.00	246	8:12	A BB	19320.	2064.	--	0.
8	0.00	0.00	343	11:26	A BB	549360.	76928.	--	0.
9	0.00	0.00	440	14:40	A BB	304396.	47168.	--	0.
10	0.00	0.00	681	22:42	A BB	718877.	124761.	--	0.
11	0.00	0.00	795	26:30	A BB	903674.	152302.	--	0.
12	0.00	0.00	831	27:42	A BB	885720.	142592.	--	0.
13	0.00	0.00	963	32:06	A BB	924564.	97152.	--	0.

-(ov

1A

VOLATILE ORGANICS ANALYSIS DATA SHEET

EPA SAMPLE NO.

VBLKD28

Lab Name: NYTEST ENV INC Contract: 9319853

Lab Code: NYTEST Case No.: 15897 SAS No.: _____ SDG No.: _____

Matrix: (soil/water) SOIL Lab Sample ID: VBLKD28

Sample wt/vol: 4.00 (g/mL) G Lab File ID: D4714

Level: (low/med) MED Date Received: _____

% Moisture: not dec. ____ Date Analyzed: 03/03/93

Column: (pack/cap) PACK Dilution Factor: 1.0

CAS NO.	COMPOUND	CONCENTRATION UNITS: (ug/L or ug/Kg) UG/KG	Q
74-87-3	Chloromethane	1200	U
74-83-9	Bromomethane	1200	U
75-01-4	Vinyl Chloride	1200	U
75-00-3	Chloroethane	1200	U
75-09-2	Methylene Chloride	430	J
67-64-1	Acetone	1200	U
75-15-0	Carbon Disulfide	620	U
75-35-4	1,1-Dichloroethene	620	U
75-34-3	1,1-Dichloroethane	620	U
540-59-0	1,2-Dichloroethene (total)	620	U
67-66-3	Chloroform	620	U
107-06-2	1,2-Dichloroethane	620	U
78-93-3	2-Butanone	1200	U
71-55-6	1,1,1-Trichloroethane	620	U
56-23-5	Carbon Tetrachloride	620	U
108-05-4	Vinyl Acetate	1200	U
75-27-4	Bromodichloromethane	620	U
78-87-5	1,2-Dichloropropane	620	U
10061-01-5	cis-1,3-Dichloropropene	620	U
79-01-6	Trichloroethene	620	U
124-48-1	Dibromochloromethane	620	U
79-00-5	1,1,2-Trichloroethane	620	U
71-43-2	Benzene	620	U
10061-02-6	trans-1,3-Dichloropropene	620	U
75-25-2	Bromoform	620	U
108-10-1	4-Methyl-2-Pentanone	1200	U
591-78-6	2-Hexanone	1200	U
127-18-4	Tetrachloroethene	620	U
79-34-5	1,1,2,2-Tetrachloroethane	620	U
108-88-3	Toluene	620	U
108-90-7	Chlorobenzene	620	U
100-41-4	Ethylbenzene	620	U
100-42-5	Styrene	620	U
1330-20-7	Xylene (total)	620	U

1E

EPA SAMPLE NO.

VOLATILE ORGANICS ANALYSIS DATA SHEET
TENTATIVELY IDENTIFIED COMPOUNDS

VBLKD28

Lab Name: NYTEST ENV INC Contract: 9319853

Lab Code: NYTEST Case No.: 15897 SAS No.: _____ SDG No.: _____

Matrix: (soil/water) SOIL Lab Sample ID: VBLKD28

Sample wt/vol: 4.00 (g/mL) G Lab File ID: D4714

Level: (low/med) MED Date Received: _____

% Moisture: not dec. ____ Date Analyzed: 03/03/93

Column (pack/cap) PACK Dilution Factor: 1.0

Number TICs found: 0

CONCENTRATION UNITS:
(ug/L or ug/Kg) UG/KG

CAS NUMBER	COMPOUND NAME	RT	EST. CONC.	Q

0000273

DATA FROM FILE: D4714 SCANS 30 TO 1100 ACQUIRED: 03/03/93 12:27:00
CALI: D4714 #2

SAMPLE: VBLKD28
CONDS.: 100UL/5ML,INST D

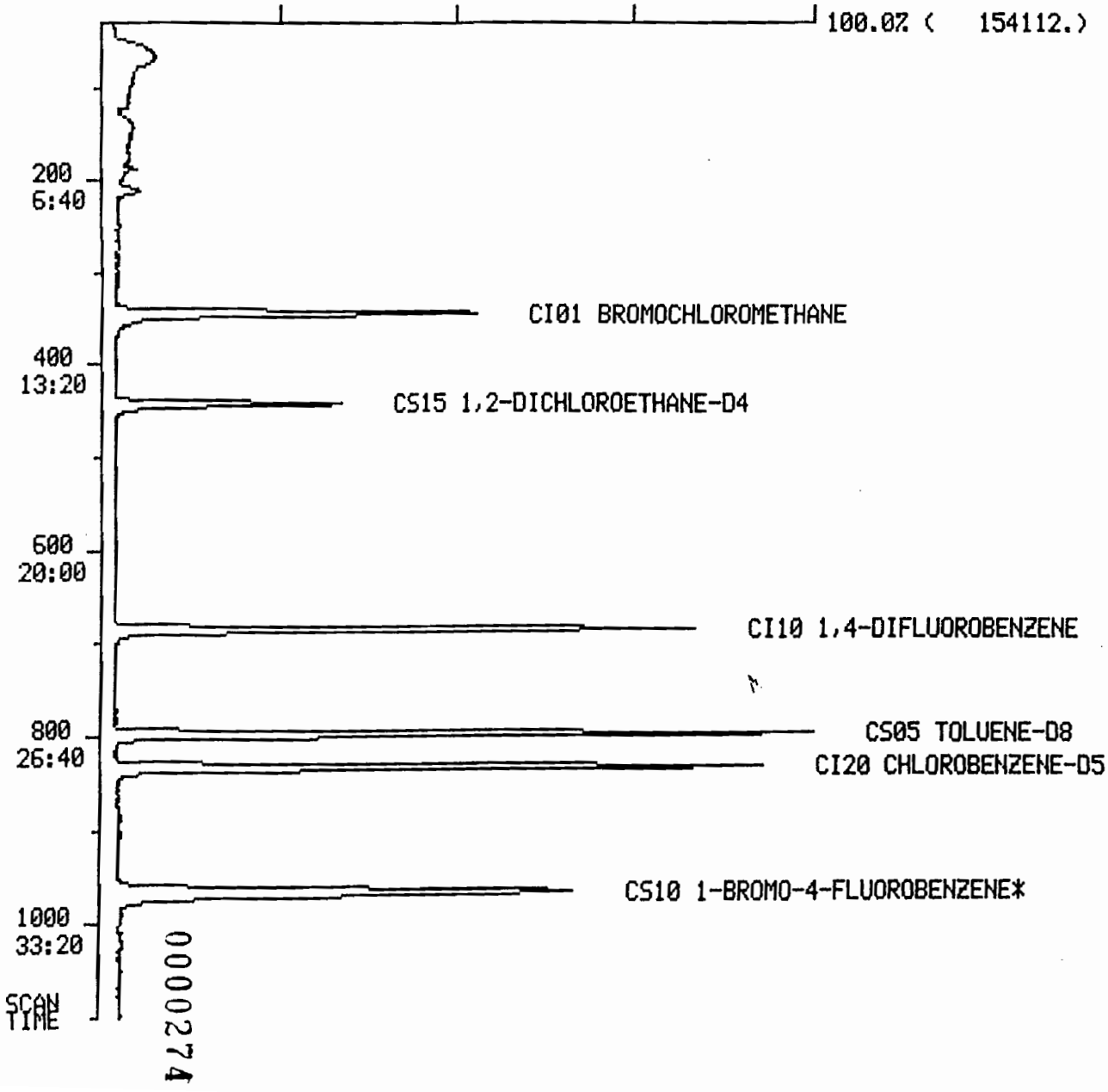

0000274

Quantitation Report File: D4714

Data: D4714.TI
03/03/93 12:27:00
Sample: VBLKD28
Conds.: 100UL/5ML, INST D
Formula: - Instrument: 1050 Weight: 0.001
Submitted by: NEI Analyst: SC Acct. No.: -

AMOUNT=AREA * REF AMNT/(REF AREA * RESP FACT)
Resp. fac. from Library Entry

No	Name
1	CI01 BROMOCHLOROMETHANE
2	CI10 1,4-DIFLUOROBENZENE
3	CI20 CHLOROBENZENE-D5
4	CS15 1,2-DICHLOROETHANE-D4
5	CS05 TOLUENE-D8
6	CS10 1-BROMO-4-FLUOROBENZENE*
7	C010 CHLOROMETHANE
8	C015 BROMOMETHANE*
9	C020 VINYL CHLORIDE*
10	C025 CHLOROETHANE
11	C030 METHYLENE CHLORIDE
12	C035 ACETONE
13	C040 CARBON DISULFIDE
14	C045 1,1-DICHLOROETHENE *
15	C050 1,1-DICHLOROETHANE*
16	C053 1,2-DICHLOROETHENE (TOTAL)
17	C060 CHLOROFORM *
18	C065 1,2-DICHLOROETHANE*
19	C110 2-BUTANONE
20	C115 1,1,1-TRICHLOROETHANE*
21	C120 CARBON TETRACHLORIDE*
22	C125 VINYL ACETATE
23	C130 BROMODICHLOROMETHANE*
24	C140 1,2-DICHLOROPROPANE
25	C143 CIS-1,3-DICHLOROPROPENE*
26	C150 TRICHLOROETHENE*
27	C165 BENZENE*
28	C155 DIBROMOCHLOROMETHANE*
29	C160 1,1,2-TRICHLOROETHANE*
30	C172 TRANS-1,3-DICHLOROPROPENE*
31	C175 2-CHLOROETHYL VINYL ETHER
32	C180 BROMOFORM **
33	C205 4-METHYL-2-PENTANONE
34	C210 2-HEXANONE
35	C230 TOLUENE *
36	C225 1,1,2,2-TETRACHLOROETHANE*
37	C220 TETRACHLOROETHENE*
38	C235 CHLOROBENZENE*
39	C240 ETHYLBENZENE *
40	C245 STYRENE*
41	C250 M-XYLENE*
42	C255 P + O-XYLENE

No	m/z	Scan	Time	Ref	RRT	Meth	Area(Hght)	Amount		%Tot
1	128	343	11:26	1	1.000	A BB	77097.	50.000	NGS	16.66
2	114	682	22:44	2	1.000	A BB	329904.	50.000	NGS	16.66
3	117	831	27:42	3	1.000	A BB	297807.	50.000	NGS	16.66
4	65	440	14:40	1	1.283	A BB	91673.	45.819	NGS	15.27
5	98	796	26:32	3	0.958	A BB	329558.	48.231	NGS	16.07
6	95	965	32:10	3	1.161	A BB	198558.	49.286	NGS	16.42
7	NOT FOUND									
8	NOT FOUND									
9	NOT FOUND									
10	NOT FOUND									
11	84	209	6:58	1	0.609	A BB	8449.	3.439	NGS	1.15
~~12~~	~~43~~	~~248~~	~~8:16~~	~~1~~	~~0.723~~	~~A BB~~	~~2000.~~	~~3.378~~	~~NGS~~	1.13
13	NOT FOUND									
14	NOT FOUND									
15	NOT FOUND									
16	NOT FOUND									
17	NOT FOUND									
18	NOT FOUND									
19	NOT FOUND									
20	NOT FOUND									
21	NOT FOUND									
22	NOT FOUND									
23	NOT FOUND									
24	NOT FOUND									
25	NOT FOUND									
26	NOT FOUND									
27	NOT FOUND									
28	NOT FOUND									
29	NOT FOUND									
30	NOT FOUND									
31	NOT FOUND									
32	NOT FOUND									
33	NOT FOUND									
34	NOT FOUND									
35	NOT FOUND									
36	NOT FOUND									
37	NOT FOUND									
38	NOT FOUND									
39	NOT FOUND									
40	NOT FOUND									
41	NOT FOUND									
42	NOT FOUND									

No	Ret(L)	Ratio	RRT(L)	Ratio	Amnt	Amnt(L)	R.Fac	R.Fac(L)	Ratio
1	11:24	1.00	1.000	1.00	50.00	50.00	1.000	1.000	1.00
2	22:42	1.00	1.000	1.00	50.00	50.00	1.000	1.000	1.00
3	27:40	1.00	1.000	1.00	50.00	50.00	1.000	1.000	1.00
4	14:36	1.00	1.281	1.00	45.82	50.00	1.189	1.298	0.92
5	26:30	1.00	0.958	1.00	48.23	50.00	1.107	1.147	0.96
6	32:06	1.00	1.160	1.00	49.29	50.00	0.667	0.676	0.99
7	1:20		0.117						
8	2:14		0.196						
9	2:56		0.257						
10	3:58		0.348						
11	6:54	1.01	0.605	1.01	3.44	50.00	0.110	1.593	0.07
12	8:12	1.01	0.719	1.01	3.38	50.00	0.026	0.384	0.07

No	Ret(L)	Ratio	RRT(L)	Ratio	Amnt	Amnt(L)	R.Fac	R.Fac(L)	Ratio
13	9:06		0.798						
14	10:54		0.956						
15	12:20		1.082						
16	13:18		1.167						
17	13:54		1.219						
18	14:44		1.292						
19	14:50		1.301						
20	16:00		0.705						
21	16:24		0.722						
22	16:54		0.744						
23	17:04		0.752						
24	18:28		0.814						
25	18:48		0.828						
26	19:24		0.855						
27	19:58		0.880						
28	19:56		0.878						
29	20:06		0.885						
30	20:10		0.888						
31	21:18		0.938						
32	22:44		1.001						
33	23:22		0.845						
34	25:00		0.904						
35	26:40		0.964						
36	25:08		0.908						
37	25:18		0.914						
38	27:48		1.005						
39	29:44		1.075						
40	33:34		1.213						
41	33:54		1.225						
42	34:48		1.258						

TARGET COMPOUND COMPARISON

COMPOUND: C030 METHYLENE CHLORIDE

RAW DATA: D4714 #209 BASE M/Z: 40 RIC: 8368.
03/03/93 12:27
SAMPLE: VBLKD28
CONDS.: 100UL/5ML,INST D

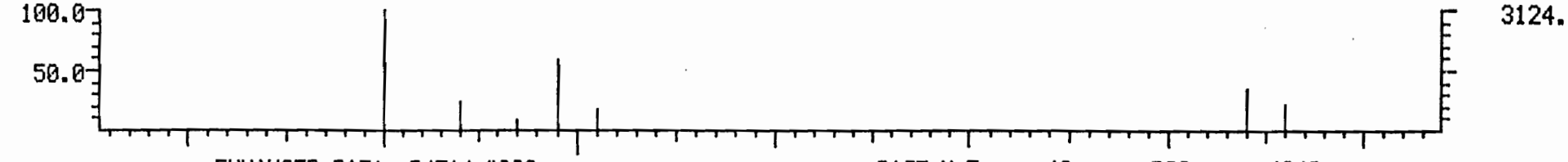

ENHANCED DATA: D4714 #209 BASE M/Z: 49 RIC: 4240.

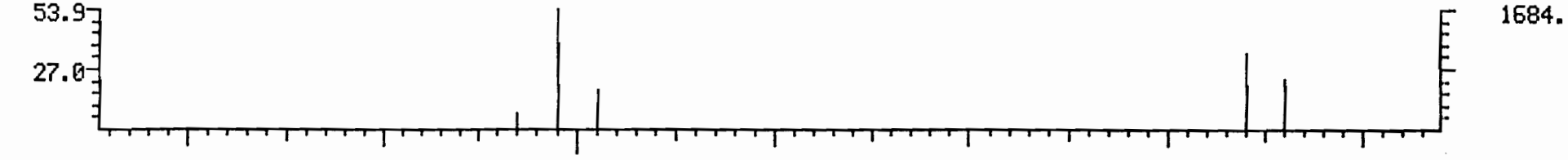

LIBRARY FILE: DC #11 BASE M/Z: 49 RIC: 3064.

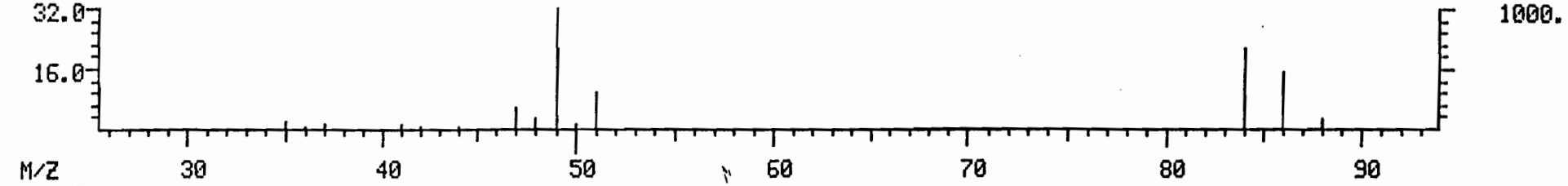

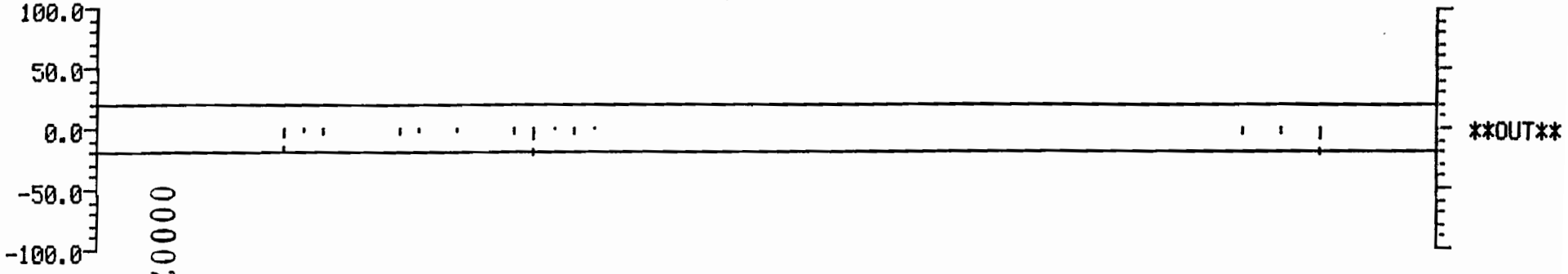

LIBRARY SEARCH SCAN LIST FOR D4714

Reference retention time (min:s) 32:10

No.	Low Mass	High	Scan	Time	Meth	Area	Height	Name	Num
1	0.00	0.00	64	2:08	A BB	141584.	6376.	--	0.
2	0.00	0.00	121	4:02	A BB	30256.	1748.	--	0.
3	0.00	0.00	138	4:36	A BB	32208.	2064.	--	0.
4	0.00	0.00	209	6:58	A BB	33488.	4535.	--	0.
5	0.00	0.00	343	11:26	A BB	555776.	77952.	--	0.
6	0.00	0.00	440	14:40	A BB	310215.	48613.	--	0.
7	0.00	0.00	682	22:44	A BB	740160.	125312.	--	0.
8	0.00	0.00	796	26:32	A BB	910458.	150977.	--	0.
9	0.00	0.00	831	27:42	A BB	882184.	140032.	--	0.
10	0.00	0.00	965	32:10	A BB	936856.	97280.	--	0.

0000279

1A

VOLATILE ORGANICS ANALYSIS DATA SHEET

EPA SAMPLE NO.

VBLKG2

Lab Name: NYTEST ENV INC Contract: 9319853

Lab Code: NYTEST Case No.: 15922 SAS No.: _____ SDG No.: _____

Matrix: (soil/water) SOIL Lab Sample ID: VBLKG2

Sample wt/vol: 5.00 (g/mL) G Lab File ID: G1220

Level: (low/med) LOW Date Received: _____

% Moisture: not dec. ____ Date Analyzed: 03/04/93

Column: (pack/cap) CAP Dilution Factor: 1.0

CAS NO.	COMPOUND	CONCENTRATION UNITS: (ug/L or ug/Kg) UG/KG	Q
74-87-3	Chloromethane	10	U
74-83-9	Bromomethane	10	U
75-01-4	Vinyl Chloride	10	U
75-00-3	Chloroethane	10	U
75-09-2	Methylene Chloride	5	
67-64-1	Acetone	8	J
75-15-0	Carbon Disulfide	5	U
75-35-4	1,1-Dichloroethene	5	U
75-34-3	1,1-Dichloroethane	5	U
540-59-0	1,2-Dichloroethene (total)	5	U
67-66-3	Chloroform	5	U
107-06-2	1,2-Dichloroethane	5	U
78-93-3	2-Butanone	10	U
71-55-6	1,1,1-Trichloroethane	5	U
56-23-5	Carbon Tetrachloride	5	U
108-05-4	Vinyl Acetate	10	U
75-27-4	Bromodichloromethane	5	U
78-87-5	1,2-Dichloropropane	5	U
10061-01-5	cis-1,3-Dichloropropene	5	U
79-01-6	Trichloroethene	5	U
124-48-1	Dibromochloromethane	5	U
79-00-5	1,1,2-Trichloroethane	5	U
71-43-2	Benzene	5	U
10061-02-6	trans-1,3-Dichloropropene	5	U
75-25-2	Bromoform	5	U
108-10-1	4-Methyl-2-Pentanone	10	U
591-78-6	2-Hexanone	10	U
127-18-4	Tetrachloroethene	5	U
79-34-5	1,1,2,2-Tetrachloroethane	5	U
108-88-3	Toluene	5	U
108-90-7	Chlorobenzene	5	U
100-41-4	Ethylbenzene	5	U
100-42-5	Styrene	5	U
1330-20-7	Xylene (total)	5	U

1E

VOLATILE ORGANICS ANALYSIS DATA SHEET
TENTATIVELY IDENTIFIED COMPOUNDS

EPA SAMPLE NO.

VBLKG2

Lab Name: NYTEST ENV INC Contract: 9319853

Lab Code: NYTEST Case No.: 15922 SAS No.: _____ SDG No.: _____

Matrix: (soil/water) SOIL Lab Sample ID: VBLKG2

Sample wt/vol: 5.00 (g/mL) G Lab File ID: G1220

Level: (low/med) LOW Date Received: _____

% Moisture: not dec. ____ Date Analyzed: 03/04/93

Column (pack/cap) CAP Dilution Factor: 1.0

Number TICs found: 0

CONCENTRATION UNITS:
(ug/L or ug/Kg) UG/KG

CAS NUMBER	COMPOUND NAME	RT	EST. CONC.	Q

0000281

DATA FROM FILE: G1220 SCANS 200 TO 1500 ACQUIRED: 03/04/93 10:32:00
CALI: G1220 #2

SAMPLE: VBLKG2
CONDS.: 5G/5MLS,INST.G

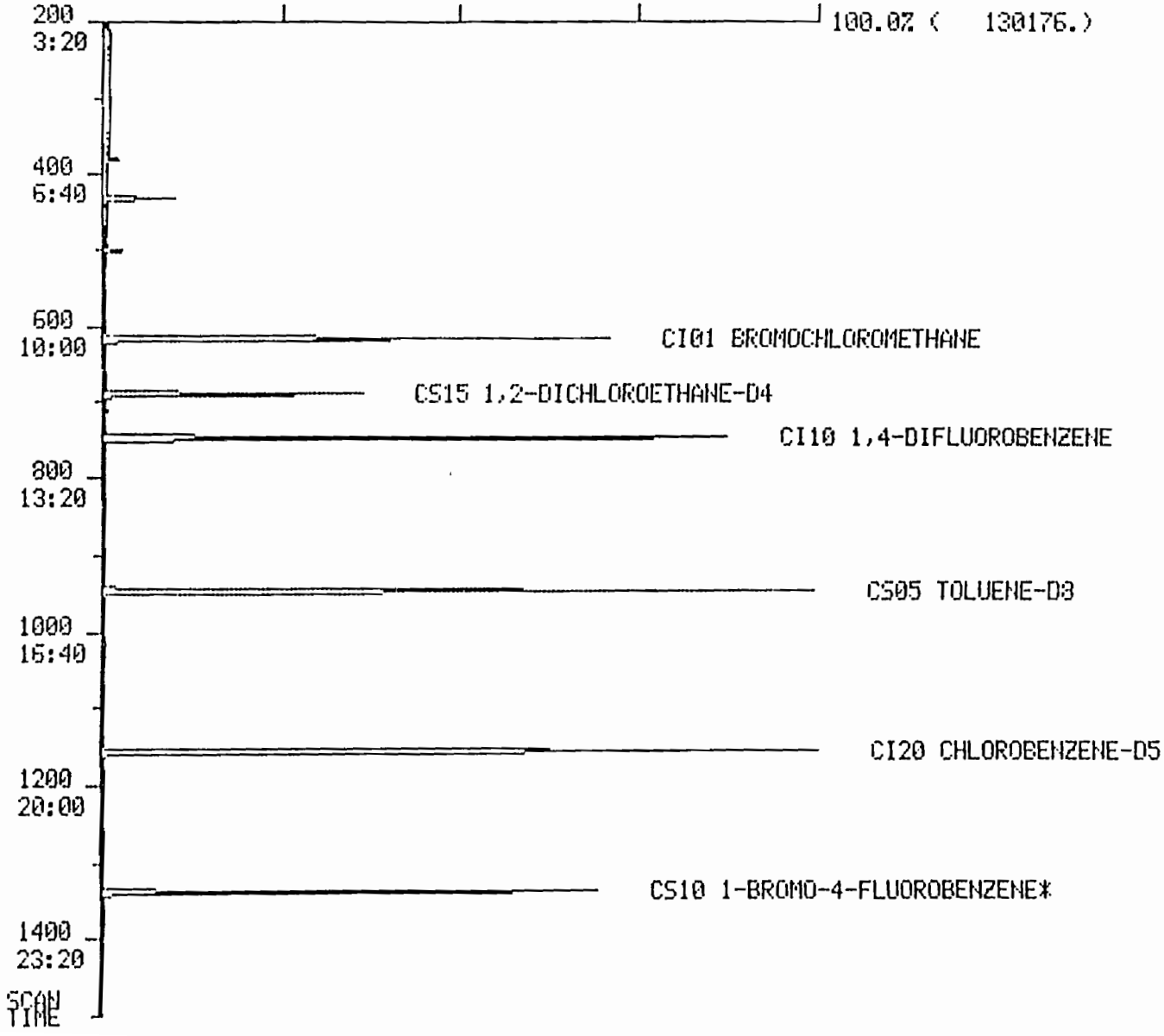

00002282

Quantitation Report File: G1220

Data: G1220.TI
03/04/93 10:32:00
Sample: VBLKG2
Conds.: 5G/5MLS, INST.G
Formula: ' Instrument: 1050 Weight: 0.005
Submitted by: NEI Analyst: NS Acct. No.: -

AMOUNT=AREA * REF AMNT/(REF AREA * RESP FACT)
Resp. fac. from Library Entry

No	Name
1	CI01 BROMOCHLOROMETHANE
2	CI10 1,4-DIFLUOROBENZENE
3	CI20 CHLOROBENZENE-D5
4	CS15 1,2-DICHLOROETHANE-D4
5	CS05 TOLUENE-D8
6	CS10 1-BROMO-4-FLUOROBENZENE*
7	C010 CHLOROMETHANE
8	C015 BROMOMETHANE *
9	C020 VINYL CHLORIDE *
10	C025 CHLOROETHANE
11	C030 METHYLENE CHLORIDE
12	C035 ACETONE
13	C040 CARBON DISULFIDE
14	C045 1,1-DICHLOROETHENE *
15	C050 1,1-DICHLOROETHANE *
16	C053 TRANS,1-2-DICHLOROETHENE
17	C060 CHLOROFORM *
18	C065 1,2-DICHLOROETHANE *
19	C110 2-BUTANONE
20	C055 CIS-1,2-DICHLOROETHENE
21	C115 1,1,1-TRICHLOROETHANE *
22	C120 CARBON TETRACHLORIDE *
23	C125 VINYL ACETATE
24	C130 BROMODICHLOROMETHANE *
25	C140 1,2-DICHLOROPROPANE
26	C143 CIS-1,3-DICHLOPROPENE *
27	C150 TRICHLOROETHENE *
28	C165 BENZENE *
29	C155 DIBROMOCHLOROMETHANE *
30	C160 1,1,2-TRICHLOROETHANE *
31	C172 TRANS-1,3-DICHLOROPROPENE *
32	C175 2-CHLOROETHYL VINYL ETHER
33	C180 BROMOFORM *
34	C205 4-METHYL-2-PENTANONE
35	C210 2-HEXANONE
36	C230 TOLUENE *
37	C225 1,1,2,2-TETRACHLOROETHANE *
38	C220 TETRACHLOROETHENE *
39	C235 CHLOROBENZENE *
40	C240 ETHYLBENZENE *
41	C245 STYRENE *
42	C250 M+P-XYLENE
43	C255 O-XYLENE *

No	m/z	Scan	Time	Ref	RRT	Meth	Area(Hght)	Amount	%Tot
1	128	614	10:14	1	1.000	A BB	42745.	50.000 NGS	16.06
2	114	745	12:25	2	1.000	A BB	196436.	50.000 NGS	16.06
3	117	1155	19:15	3	1.000	A BB	156881.	50.000 NGS	16.06
4	65	686	11:26	1	1.117	A BB	58033.	50.625 NGS	16.26
5	98	945	15:45	3	0.818	A BB	186608.	51.677 NGS	16.60
6	95	1337	22:17	3	1.158	A BB	74082.	45.806 NGS	14.72
7	NOT FOUND								
8	NOT FOUND								
9	NOT FOUND								
10	NOT FOUND								
11	84	429	7:09	1	0.699	A BB	8756.	4.891 NGS	1.57
12	43	377	6:17	1	0.614	A BB	5928.	8.301 NGS	2.67
13	NOT FOUND								
14	NOT FOUND								
15	NOT FOUND								
16	NOT FOUND								
17	NOT FOUND								
18	NOT FOUND								
19	NOT FOUND								
20	NOT FOUND								
21	NOT FOUND								
22	NOT FOUND								
23	NOT FOUND								
24	NOT FOUND								
25	NOT FOUND								
26	NOT FOUND								
27	NOT FOUND								
28	NOT FOUND								
29	NOT FOUND								
30	NOT FOUND								
31	NOT FOUND								
32	NOT FOUND								
33	NOT FOUND								
34	NOT FOUND								
35	NOT FOUND								
36	NOT FOUND								
37	NOT FOUND								
38	NOT FOUND								
39	NOT FOUND								
40	NOT FOUND								
41	NOT FOUND								
42	NOT FOUND								
43	NOT FOUND								

Andy 4/5/93

No	Ret(L)	Ratio	RRT(L)	Ratio	Amnt	Amnt(L)	R.Fac	R.Fac(L)	Ratio
1	10:10	1.01	1.000	1.00	50.00	50.00	1.000	1.000	1.00
2	12:20	1.01	1.000	1.00	50.00	50.00	1.000	1.000	1.00
3	19:09	1.01	1.000	1.00	50.00	50.00	1.000	1.000	1.00
4	11:22	1.01	1.118	1.00	50.62	50.00	1.358	1.341	1.01
5	15:40	1.01	0.818	1.00	51.68	50.00	1.189	1.151	1.03
6	22:10	1.01	1.158	1.00	45.81	50.00	0.472	0.515	0.92
7	3:54		0.384						
8	4:52		0.479						
9	4:09		0.408						
10	5:15		0.516						
11	7:08	1.00	0.702	1.00	4.89	50.00	0.205	2.094	0.10

No	Ret(L)	Ratio	RRT(L)	Ratio	Amnt	Amnt(L)	R.Fac	R.Fac(L)	Ratio
12	6:16	1.00	0.616	1.00	8.30	50.00	0.139	0.835	0.17
13	6:36		0.649						
14	6:12		0.610						
15	8:31		0.838						
16	7:42		0.757						
17	10:21		1.018						
18	11:32		1.134						
19	9:42		0.954						
20	9:42		0.954						
21	10:45		0.872						
22	11:07		0.901						
23	8:38		0.700						
24	14:00		1.135						
25	13:23		1.085						
26	16:18		1.322						
27	12:55		1.047						
28	11:31		0.934						
29	17:41		1.434						
30	16:44		1.357						
31	15:01		1.218						
32	14:41		1.191						
33	21:17		1.726						
34	15:22		0.802						
35	17:21		0.906						
36	15:49		0.826						
37	22:32		1.177						
38	17:08		0.895						
39	19:13		1.003						
40	19:30		1.018						
41	20:51		1.089						
42	19:49		1.035						
43	20:49		1.087						

TARGET COMPOUND COMPARISON

COMPOUND: C035 ACETONE

RAW DATA: G1220 #377 BASE M/Z: 43 RIC: 2956.
03/04/93 10:32
SAMPLE: VBLKG2
CONDS.: 5G/5MLS,INST.G



ENHANCED DATA: G1220 #377 BASE M/Z: 43 RIC: 2096.



LIBRARY FILE: DC #12 BASE M/Z: 43 RIC: 1602.

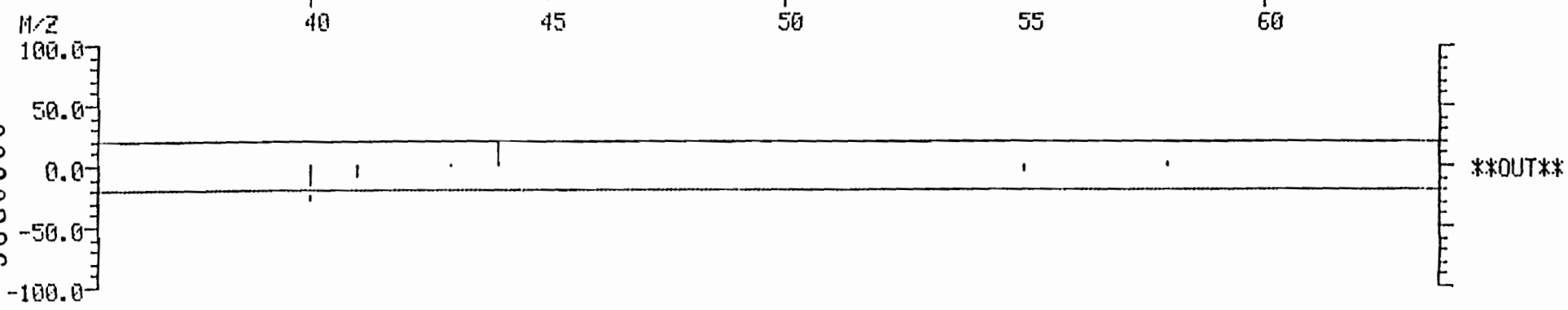

0000286

TARGET COMPOUND COMPARISON

COMPOUND: C030 METHYLENE CHLORIDE

RAW DATA: G1220 #429 BASE M/Z: 49 RIC: 12992.
03/04/93 10:32
SAMPLE: VBLKG2
CONDS.: 5G/5MLS,INST.G

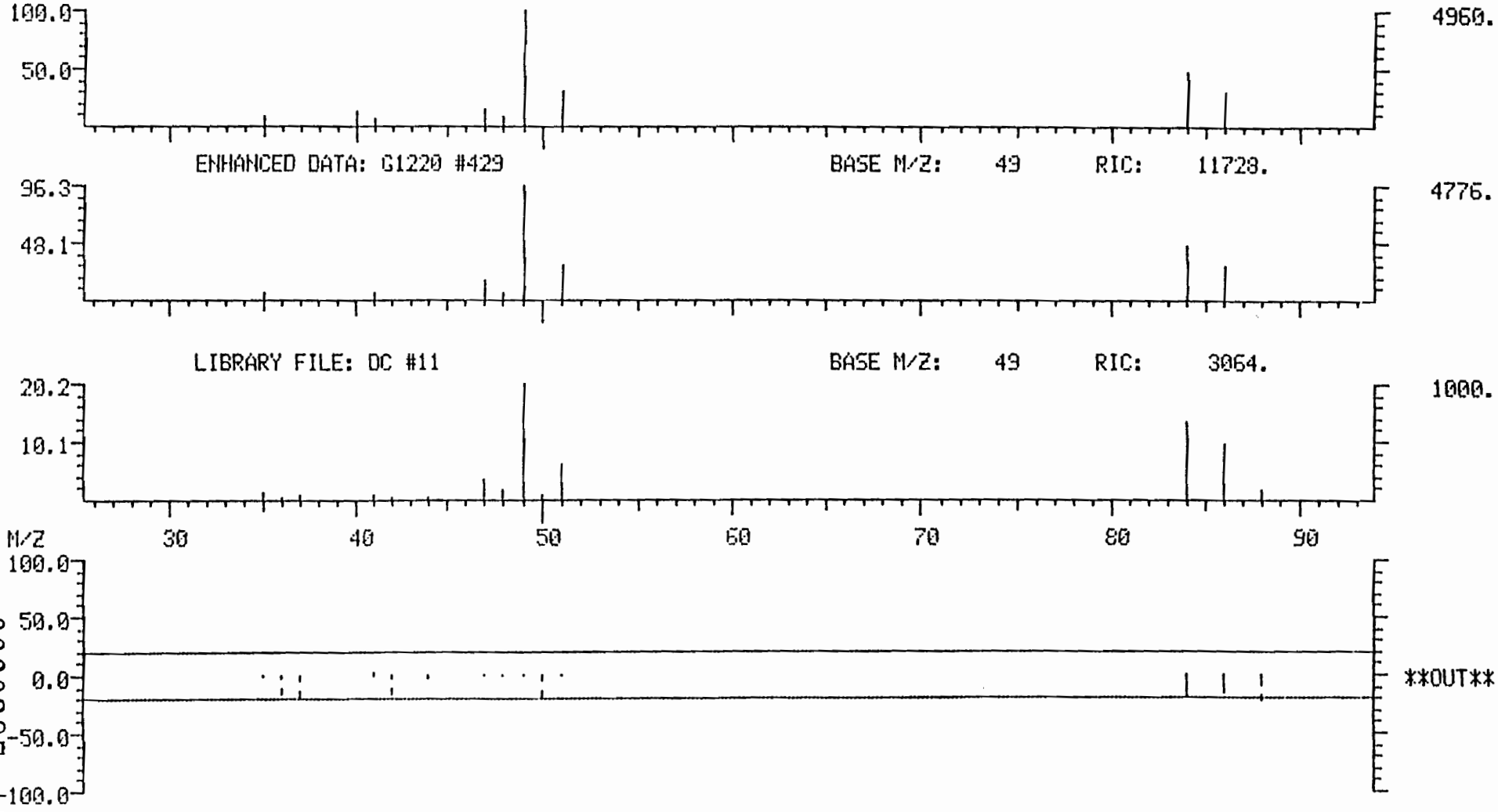

0000287

LIBRARY SEARCH SCAN LIST FOR G1220

eference retention time (min:s) 15:45

No.	Low Mass	High	Scan	Time	Meth	Area	Height	Name	Num
1	0.00	0.00	211	3:31	A BB	7031.	548.	--	0.
2	0.00	0.00	341	5:41	A BB	5581.	301.	--	0.
3	0.00	0.00	347	5:47	A BB	2194. <10	359.	--	0.
4	0.00	0.00	354	5:54	A BB	2987.	370.	--	0.
5	0.00	0.00	367	6:07	A BV	2296.	406.	--	0.
6	0.00	0.00	377	6:17	A VB	11998.	2268.	--	0.
7	0.00	0.00	429	7:09	A BB	49677.	12368.	--	0.
8	0.00	0.00	499	8:19	A BB	9454. <10	2631.	--	0.
9	0.00	0.00	15614	10:14	A BB	382796.	91636.	--	0.
10	0.00	0.00	15686	11:26	A BB	196557.	46589.	--	0.
11	0.00	0.00	710	11:50	A BB	1959 <10	468.	--	0.
12	0.00	0.00	15745	12:25	A BB	474339.	113133.	--	0.
13	0.00	0.00	15945	15:45	A BB	537043.	129010.	--	0.
14	0.00	0.00	19155	19:15	A BB	499338.	129651.	--	0.
15	0.00	0.00	19337	22:17	A BB	326753.	89965.	--	0.

1A

VOLATILE ORGANICS ANALYSIS DATA SHEET

EPA SAMPLE NO.

VBLKM26

Lab Name: NYTEST ENV INC Contract: 9319853

Lab Code: NYTEST Case No.: 15897 SAS No.: _____ SDG No.: _____

Matrix: (soil/water) SOIL Lab Sample ID: VBLKM26

Sample wt/vol: 5.00 (g/mL) G Lab File ID: M0200

Level: (low/med) LOW Date Received: _____

% Moisture: not dec. ____ Date Analyzed: 02/26/93

Column: (pack/cap) CAP Dilution Factor: 1.0

CAS NO.	COMPOUND	CONCENTRATION UNITS: (ug/L or ug/Kg) UG/KG	Q
74-87-3	Chloromethane	10	U
74-83-9	Bromomethane	10	U
75-01-4	Vinyl Chloride	10	U
75-00-3	Chloroethane	10	U
75-09-2	Methylene Chloride	7	
67-64-1	Acetone	10	U
75-15-0	Carbon Disulfide	5	U
75-35-4	1,1-Dichloroethene	5	U
75-34-3	1,1-Dichloroethane	5	U
540-59-0	1,2-Dichloroethene (total)	5	U
67-66-3	Chloroform	5	U
107-06-2	1,2-Dichloroethane	5	U
78-93-3	2-Butanone	10	U
71-55-6	1,1,1-Trichloroethane	5	U
56-23-5	Carbon Tetrachloride	5	U
108-05-4	Vinyl Acetate	10	U
75-27-4	Bromodichloromethane	5	U
78-87-5	1,2-Dichloropropane	5	U
10061-01-5	cis-1,3-Dichloropropene	5	U
79-01-6	Trichloroethene	5	U
124-48-1	Dibromochloromethane	5	U
79-00-5	1,1,2-Trichloroethane	5	U
71-43-2	Benzene	5	U
10061-02-6	trans-1,3-Dichloropropene	5	U
75-25-2	Bromoform	5	U
108-10-1	4-Methyl-2-Pentanone	10	U
591-78-6	2-Hexanone	10	U
127-18-4	Tetrachloroethene	5	U
79-34-5	1,1,2,2-Tetrachloroethane	5	U
108-88-3	Toluene	5	U
108-90-7	Chlorobenzene	5	U
100-41-4	Ethylbenzene	5	U
100-42-5	Styrene	5	U
1330-20-7	Xylene (total)	5	U

1E

VOLATILE ORGANICS ANALYSIS DATA SHEET
TENTATIVELY IDENTIFIED COMPOUNDS

EPA SAMPLE NO.

VBLKM26

Lab Name: NYTEST ENV INC Contract: 9319853

Lab Code: NYTEST Case No.: 15897 SAS No.: _____ SDG No.: _____

Matrix: (soil/water) SOIL Lab Sample ID: VBLKM26

Sample wt/vol: 5.00 (g/mL) G Lab File ID: M0200

Level: (low/med) LOW Date Received: _____

% Moisture: not dec. ____ Date Analyzed: 02/26/93

Column (pack/cap) CAP Dilution Factor: 1.0

Number TICs found: 0

CONCENTRATION UNITS:
(ug/L or ug/Kg) UG/KG

CAS NUMBER	COMPOUND NAME	RT	EST. CONC.	Q

0000290

Quantitation Report

Data File : C:\HPCHEM\1\DATA\M0200.D
Acq Time : 26 Feb 93 4:13 pm
Sample : VBLKM26
Misc : 5G/5MLS,INSTHPM
Quant Time: Mar 1 9:38 1993

Operator: PKS/ VITO
Inst : NYTEST HP
Multiplr: 1.00

Method : C:\HPCHEM\1\METHODS\CLPSOIL.M
Title : VOA Standards for 5 point calibration
Last Update : Fri Feb 26 16:15:10 1993
Response via : Single Level Calibration

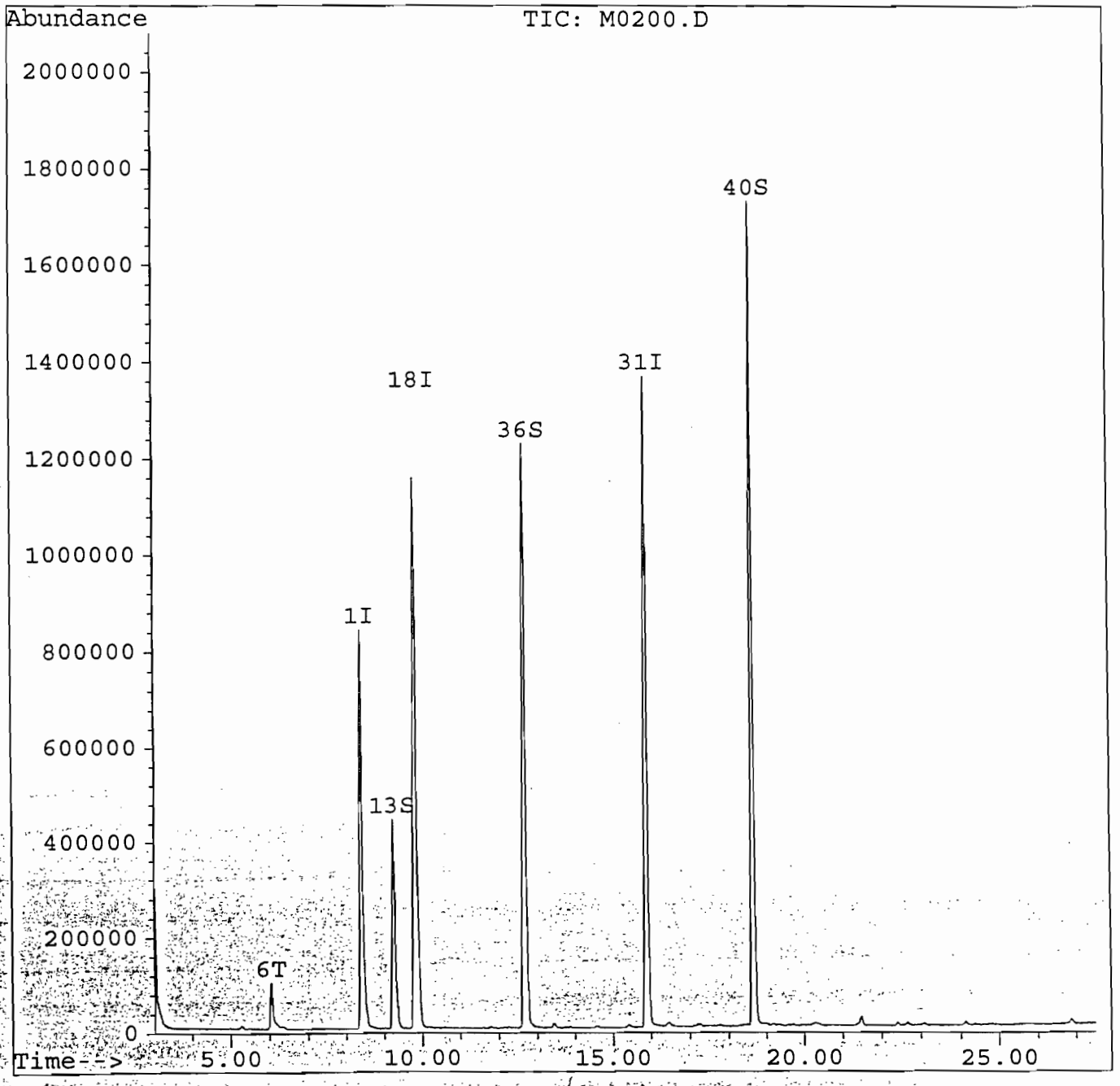

0000291

Quantitation Report

Data File : C:\HPCHEM\1\DATA\M0200.D
Acq Time : 26 Feb 93 4:13 pm
Sample : VBLKM26
Misc : 5G/5MLS,INSTHPM
Quant Time: Mar 1 9:38 1993

Operator: PKS/ VITO
Inst : NYTEST HP
Multiplr: 1.00

Method : C:\HPCHEM\1\METHODS\CLPSOIL.M
Title : VOA Standards for 5 point calibration
Last Update : Fri Feb 26 16:15:10 1993
Response via : Single Level Calibration

Internal Standards	R.T.	QIon	Response	Conc Units	Dev(Min)
1) CI01 Bromochloromethane	8.41	128	659750	50.00 ug/l	0.00
18) CI10 1,4-Difluorobenzene	9.83	114	3085181	50.00 ug/l	-0.01
31) CI20 Chlorobenzene-d5	15.89	117	2506277	50.00 ug/l	0.00
System Monitoring Compounds					%Recovery
13) CS15 1,2-Dichloroethane-d4	9.26	65	764594	47.01 ug/l	94.02%
36) CS05 Toluene-d8	12.68	98	2652553	49.92 ug/l	99.85%
40) CS10 4-Bromofluorobenzene	18.65	95	2040588	50.58 ug/l	101.15%
Target Compounds					Qvalue
6) C030 Methylene Chloride	6.05	84	128349	7.29 ug/l	89

0000292

(#) = qualifier out of range (m) = manual integration

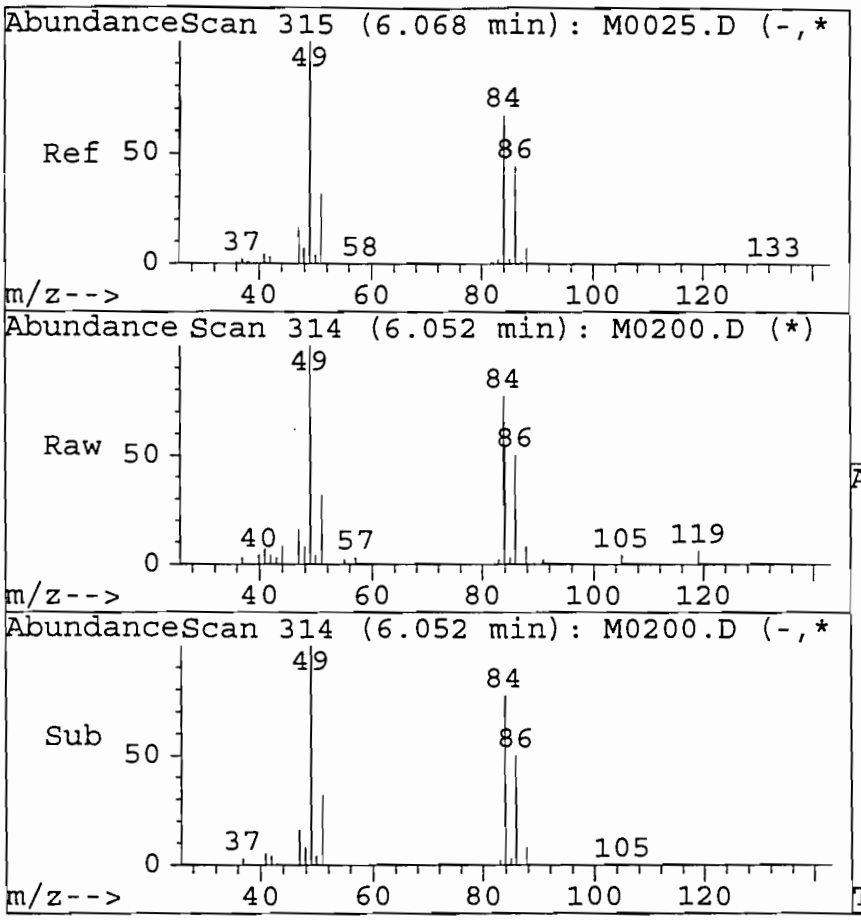

#6
C030 Methylene Chloride
Concen: 7.29 ug/l
RT: 6.05 min Scan# 314
Delta R.T. -0.00 min
Lab File: M0200.D
Acq: 26 Feb 93 4:13 pm

Tgt Ion:84 Resp: 128349

Ion	Ratio	Lower	Upper
84	100		
49	129.9	129.7	169.7
86	64.4	45.3	85.3
0	0.0	0.0	0.0

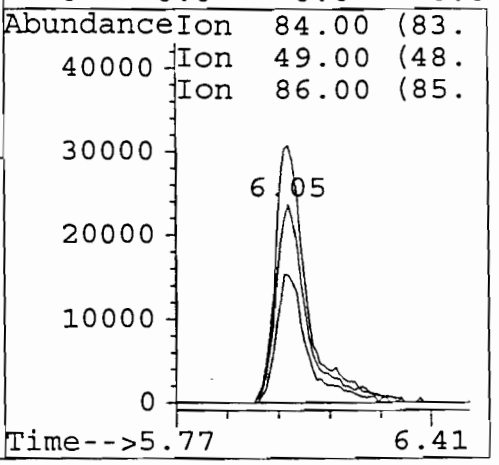

0000293

Library Search Compound Report

Data File : c:\HPCHEM\1\DATA\M0200.D
Acq Time : 26 Feb 93 4:13 pm
Sample : VBLKM26
Misc : 5G/5MLS,INSTHPM

Operator: PKS/ VITO
Inst : NYTEST HP
Multiplr: 1.00

Method : C:\HPCHEM\1\METHODS\CLPSOIL.M
Title : VOA Standards for 5 point calibration
Library : NBS75K.L

No Library Search Compounds Detected

0000294

1A

VOLATILE ORGANICS ANALYSIS DATA SHEET

EPA SAMPLE NO.

B-93-3DMS

Lab Name: NYTEST ENV INC Contract: 9319853

Lab Code: NYTEST Case No.: 15922 SAS No.: _____ SDG No.: _____

Matrix: (soil/water) SOIL Lab Sample ID: 1592203

Sample wt/vol: 5.00 (g/mL) G Lab File ID: G1225

Level: (low/med) LOW Date Received: 02/26/93

% Moisture: not dec. 22 Date Analyzed: 03/04/93

Column: (pack/cap) CAP Dilution Factor: 1.0

CAS NO.	COMPOUND	CONCENTRATION UNITS: (ug/L or ug/Kg) UG/KG	Q
74-87-3	Chloromethane	13	U
74-83-9	Bromomethane	13	U
75-01-4	Vinyl Chloride	13	U
75-00-3	Chloroethane	13	U
75-09-2	Methylene Chloride	15	~~B~~ U
67-64-1	Acetone	22	~~B~~ U
75-15-0	Carbon Disulfide	6	U
75-35-4	1,1-Dichloroethene	53	
75-34-3	1,1-Dichloroethane	6	U
540-59-0	1,2-Dichloroethene (total)	6	U
67-66-3	Chloroform	6	U
107-06-2	1,2-Dichloroethane	6	U
78-93-3	2-Butanone	13	U
71-55-6	1,1,1-Trichloroethane	6	U
56-23-5	Carbon Tetrachloride	6	U
108-05-4	Vinyl Acetate	13	U
75-27-4	Bromodichloromethane	6	U
78-87-5	1,2-Dichloropropane	6	U
10061-01-5	cis-1,3-Dichloropropene	6	U
79-01-6	Trichloroethene	59	
124-48-1	Dibromochloromethane	6	U
79-00-5	1,1,2-Trichloroethane	6	U
71-43-2	Benzene	62	
10061-02-6	trans-1,3-Dichloropropene	6	U
75-25-2	Bromoform	6	U
108-10-1	4-Methyl-2-Pentanone	13	U
591-78-6	2-Hexanone	13	U
127-18-4	Tetrachloroethene	6	U
79-34-5	1,1,2,2-Tetrachloroethane	6	U
108-88-3	Toluene	66	
108-90-7	Chlorobenzene	66	
100-41-4	Ethylbenzene	6	U
100-42-5	Styrene	6	U
1330-20-7	Xylene (total)	6	U

DATA FROM FILE: G1225 SCANS 200 TO 1500 ACQUIRED: 03/04/93 13:50:00
CALI: G1225 #2
SAMPLE: REMEDIATION TECH.,B-93-3DMS/15922-03,REC'D 2/26/93
CONDS.: 5G/5MLS,INST.G

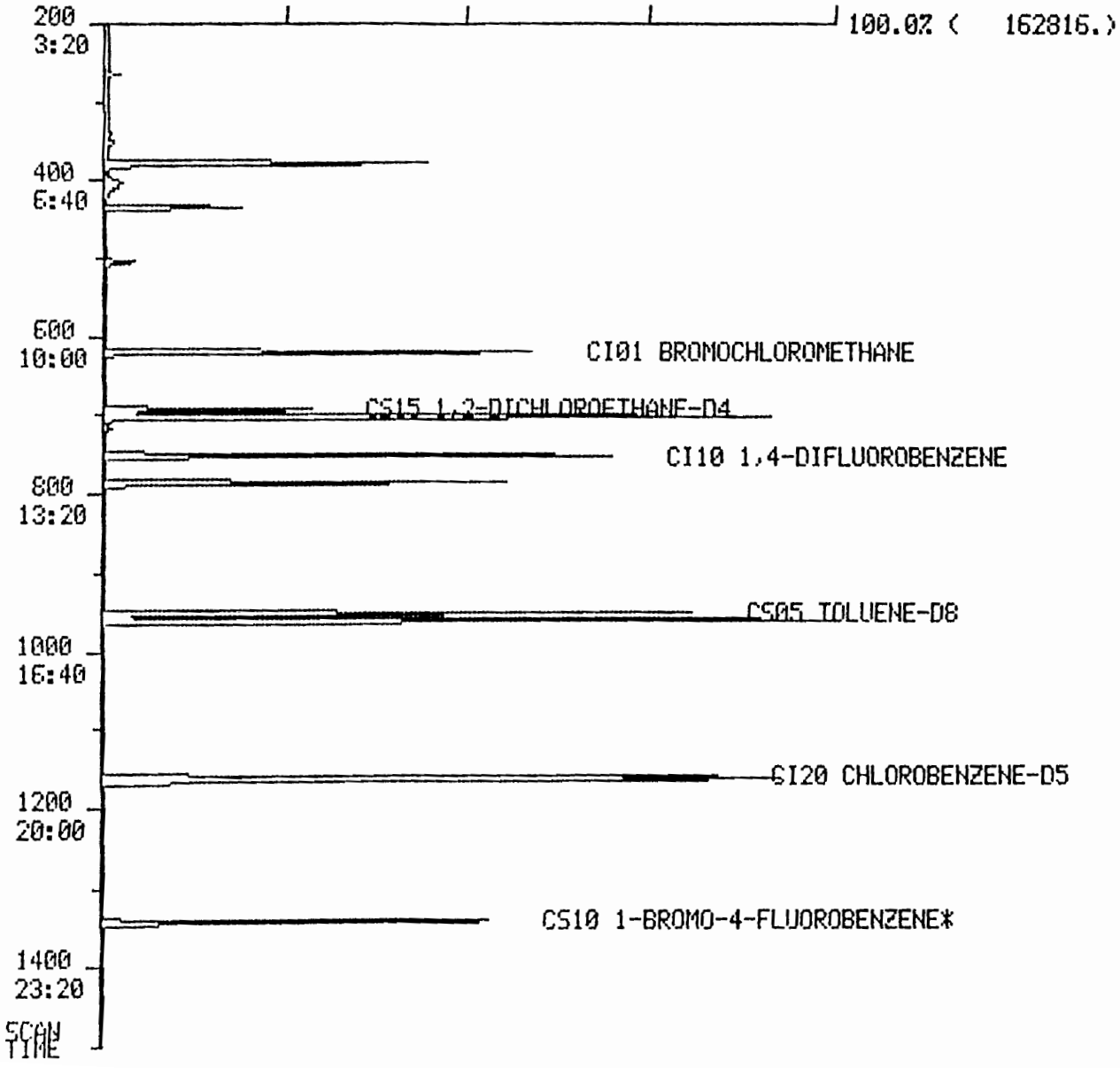

00002296

Quantitation Report File: G1225

Data: G1225.TI
[illegible]/04/93 13:50:00
Sample: REMEDIATION TECH.,B-93-3DMS/15922-03,REC'D 2/26/93
Conds.: 5G/5MLS,INST.G
Formula: 5G/5MLS,INST.G Instrument: 1050 Weight: 0.005
Submitted by: RT Analyst: NS Acct. No.: -

AMOUNT=AREA * REF AMNT/(REF AREA * RESP FACT)
Resp. fac. from Library Entry

No	Name
1	CI01 BROMOCHLOROMETHANE
2	CI10 1,4-DIFLUOROBENZENE
3	CI20 CHLOROBENZENE-D5
4	CS15 1,2-DICHLOROETHANE-D4
5	CS05 TOLUENE-D8
6	CS10 1-BROMO-4-FLUOROBENZENE*
7	C010 CHLOROMETHANE
8	C015 BROMOMETHANE *
9	C020 VINYL CHLORIDE *
10	C025 CHLOROETHANE
11	C030 METHYLENE CHLORIDE
12	C035 ACETONE
13	C040 CARBON DISULFIDE
14	C045 1,1-DICHLOROETHENE *
15	C050 1,1-DICHLOROETHANE *
16	C053 TRANS,1-2-DICHLOROETHENE
17	C060 CHLOROFORM *
18	C065 1,2-DICHLOROETHANE *
19	C110 2-BUTANONE
20	C055 CIS-1,2-DICHLOROETHENE
21	C115 1,1,1-TRICHLOROETHANE *
22	C120 CARBON TETRACHLORIDE *
23	C125 VINYL ACETATE
24	C130 BROMODICHLOROMETHANE *
25	C140 1,2-DICHLOROPROPANE
26	C143 CIS-1,3-DICHLOPROPENE *
27	C150 TRICHLOROETHENE *
28	C165 BENZENE *
29	C155 DIBROMOCHLOROMETHANE *
30	C160 1,1,2-TRICHLOROETHANE *
31	C172 TRANS-1,3-DICHLOROPROPENE *
32	C175 2-CHLOROETHYL VINYL ETHER
33	C180 BROMOFORM *
34	C205 4-METHYL-2-PENTANONE
35	C210 2-HEXANONE
36	C230 TOLUENE *
37	C225 1,1,2,2-TETRACHLOROETHANE *
38	C220 TETRACHLOROETHENE *
39	C235 CHLOROBENZENE *
40	C240 ETHYLBENZENE *
41	C245 STYRENE *
42	C250 M+P-XYLENE
43	C255 O-XYLENE *

No	m/z	Scan	Time	Ref	RRT	Meth	Area(Hght)	Amount		%Tot
1	128	618	10:18	1	1.000	A BB	43018.	50.000	NGS	8.83
2	114	749	12:29	2	1.000	A BB	196568.	50.000	NGS	8.83
3	117	1160	19:20	3	1.000	A BB	162297.	50.000	NGS	8.83
4	65	691	11:31	1	1.118	A BB	59722.	51.767	NGS	9.15
5	98	950	15:50	3	0.819	A BB	189260.	50.662	NGS	8.95
6	95	1341	22:21	3	1.156	A BB	75841.	45.328	NGS	8.01
7	NOT FOUND									
8	NOT FOUND									
9	NOT FOUND									
10	NOT FOUND									
11	84	433	7:13	1	0.701	A BB	20667.	11.471	NGS	2.03
12	43	380	6:20	1	0.615	A BB	12079.	16.806	NGS	2.97
13	NOT FOUND									
14	96	375	6:15	1	0.607	A BB	53844.	41.390	NGS	7.31
15	NOT FOUND									
16	NOT FOUND									
17	NOT FOUND									
18	~~62~~	~~700~~	~~11:40~~	~~1~~	~~1.133~~	~~A BB~~	~~1282.~~	~~0.758~~	~~NGS~~	0.13 BL 3/10
19	NOT FOUND									
20	NOT FOUND									
21	NOT FOUND									
22	NOT FOUND									
23	NOT FOUND									
24	NOT FOUND									
25	NOT FOUND									
26	NOT FOUND									
27	130	784	13:04	2	1.047	A BB	63024.	46.147	NGS	8.15
28	78	700	11:40	2	0.935	A BB	274537.	48.740	NGS	8.61
29	NOT FOUND									
30	NOT FOUND									
31	NOT FOUND									
32	NOT FOUND									
33	NOT FOUND									
34	NOT FOUND									
35	NOT FOUND									
36	91	959	15:59	3	0.827	A BB	256084.	51.392	NGS	9.08
37	NOT FOUND									
38	NOT FOUND									
39	112	1164	19:24	3	1.003	A BB	169412.	51.493	NGS	9.10
40	NOT FOUND									
41	NOT FOUND									
42	NOT FOUND									
43	NOT FOUND									

Jordy 4/5/93

No	Ret(L)	Ratio	RRT(L)	Ratio	Amnt	Amnt(L)	R.Fac	R.Fac(L)	Ratio
1	10:10	1.01	1.000	1.00	50.00	50.00	1.000	1.000	1.00
2	12:20	1.01	1.000	1.00	50.00	50.00	1.000	1.000	1.00
3	19:09	1.01	1.000	1.00	50.00	50.00	1.000	1.000	1.00
4	11:22	1.01	1.118	1.00	51.77	50.00	1.388	1.341	1.04
5	15:40	1.01	0.818	1.00	50.66	50.00	1.166	1.151	1.01
6	22:10	1.01	1.158	1.00	45.33	50.00	0.467	0.515	0.91
7	3:54		0.384						
8	4:52		0.479						
9	4:09		0.408						
10	5:15		0.516						
11	7:08	1.01	0.702	1.00	11.47	50.00	0.480	2.094	0.23

No	Ret(L)	Ratio	RRT(L)	Ratio	Amnt	Amnt(L)	R.Fac	R.Fac(L)	Ratio
2	6:16	1.01	0.616	1.00	16.81	50.00	0.281	0.835	0.34
3	6:36		0.649						
14	6:12	1.01	0.610	1.00	41.39	50.00	1.252	1.512	0.83
15	8:31		0.838						
16	7:42		0.757						
17	10:21		1.018						
18	11:32	1.01	1.134	1.00	0.76	50.00	0.030	1.965	0.02
19	9:42		0.954						
20	9:42		0.954						
21	10:45		0.872						
22	11:07		0.901						
23	8:38		0.700						
24	14:00		1.135						
25	13:23		1.085						
26	16:18		1.322						
27	12:55	1.01	1.047	1.00	46.15	50.00	0.321	0.347	0.92
28	11:31	1.01	0.934	1.00	48.74	50.00	1.397	1.433	0.97
29	17:41		1.434						
30	16:44		1.357						
31	15:01		1.218						
32	14:41		1.191						
33	21:17		1.726						
34	15:22		0.802						
35	17:21		0.906						
36	15:49	1.01	0.826	1.00	51.39	50.00	1.578	1.535	1.03
37	22:32		1.177						
38	17:08		0.895						
39	19:13	1.01	1.003	1.00	51.49	50.00	1.044	1.014	1.03
40	19:30		1.018						
41	20:51		1.089						
42	19:49		1.035						
43	20:49		1.087						

1A

VOLATILE ORGANICS ANALYSIS DATA SHEET

EPA SAMPLE NO.

B-93-3DMSD

Lab Name: NYTEST ENV INC Contract: 9319853

Lab Code: NYTEST Case No.: 15922 SAS No.: _____ SDG No.: _____

Matrix: (soil/water) SOIL Lab Sample ID: 1592204

Sample wt/vol: 5.00 (g/mL) G Lab File ID: G1226

Level: (low/med) LOW Date Received: 02/26/93

% Moisture: not dec. 22 Date Analyzed: 03/04/93

Column: (pack/cap) CAP Dilution Factor: 1.0

CAS NO.	COMPOUND	CONCENTRATION UNITS: (ug/L or ug/Kg) UG/KG	Q
74-87-3	Chloromethane	13	U
74-83-9	Bromomethane	13	U
75-01-4	Vinyl Chloride	13	U
75-00-3	Chloroethane	13	U
75-09-2	Methylene Chloride	11	~~B~~ U
67-64-1	Acetone	31	~~B~~
75-15-0	Carbon Disulfide	6	U
75-35-4	1,1-Dichloroethene	49	
75-34-3	1,1-Dichloroethane	6	U
540-59-0	1,2-Dichloroethene (total)	6	U
67-66-3	Chloroform	6	U
107-06-2	1,2-Dichloroethane	6	U
78-93-3	2-Butanone	13	U
71-55-6	1,1,1-Trichloroethane	6	U
56-23-5	Carbon Tetrachloride	6	U
108-05-4	Vinyl Acetate	13	U
75-27-4	Bromodichloromethane	6	U
78-87-5	1,2-Dichloropropane	6	U
10061-01-5	cis-1,3-Dichloropropene	6	U
79-01-6	Trichloroethene	49	
124-48-1	Dibromochloromethane	6	U
79-00-5	1,1,2-Trichloroethane	6	U
71-43-2	Benzene	59	
10061-02-6	trans-1,3-Dichloropropene	6	U
75-25-2	Bromoform	6	U
108-10-1	4-Methyl-2-Pentanone	13	U
591-78-6	2-Hexanone	13	U
127-18-4	Tetrachloroethene	6	U
79-34-5	1,1,2,2-Tetrachloroethane	6	U
108-88-3	Toluene	58	
108-90-7	Chlorobenzene	56	
100-41-4	Ethylbenzene	6	U
100-42-5	Styrene	6	U
1330-20-7	Xylene (total)	6	U

DATA FROM FILE: G1226 SCANS 200 TO 1500 ACQUIRED: 03/04/93 14:31:00
CALI: G1226 #2
SAMPLE: REMEDIATION TECH.,B-93-3DMSD/15922-04,REC'D 2/26/93
CONDS.: 5G/5MLS,INST.G

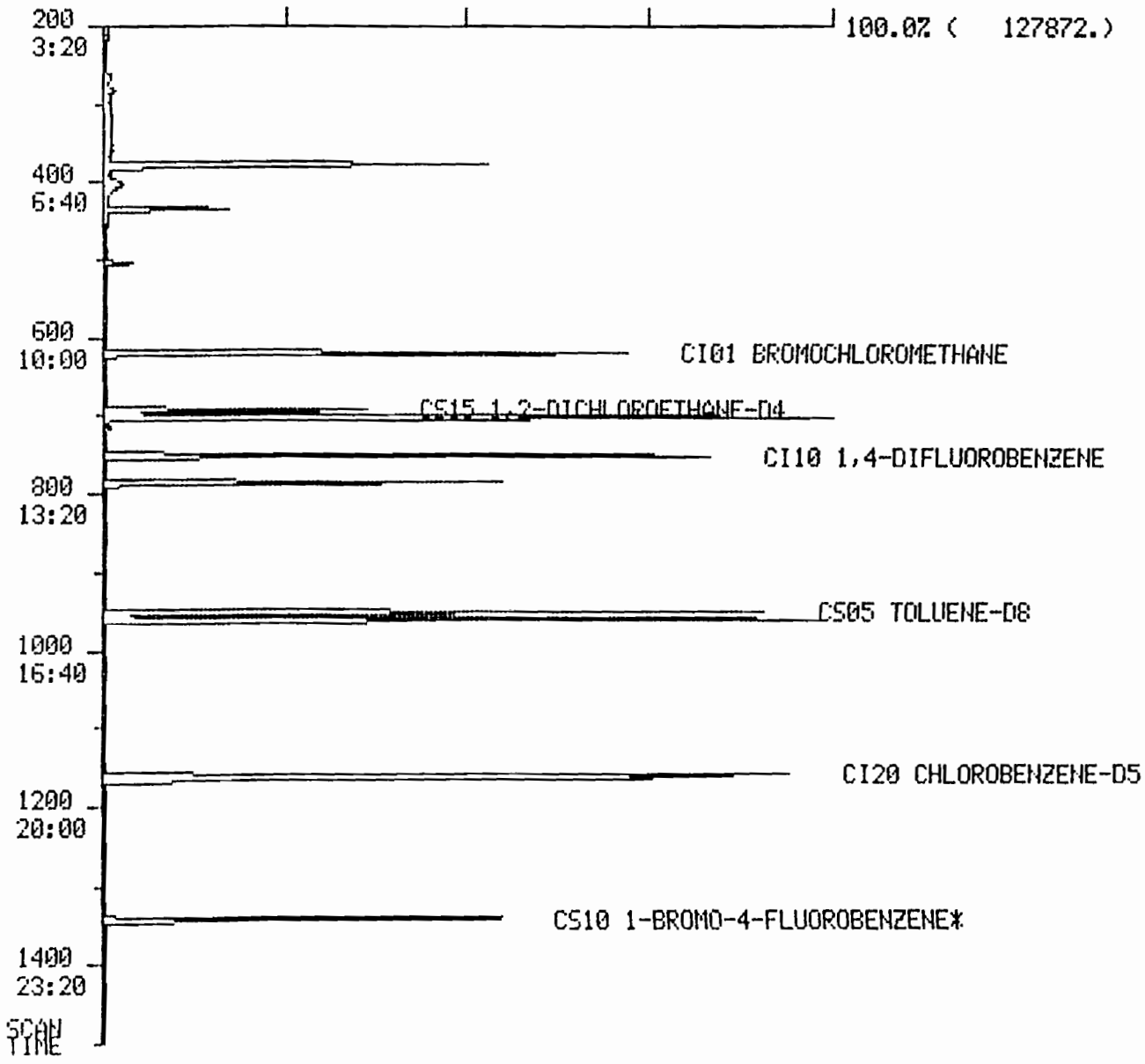

0000301

7.11-227.

Quantitation Report File: G1226

Data: G1226.TI
08/04/93 14:31:00
Sample: REMEDIATION TECH.,B-93-3DMSD/15922-04,REC'D 2/26/93
Cmnds.: 5G/5MLS,INST.G
Formula: 5G/5MLS,INST.G Instrument: 1050 Weight: 0.005
Submitted by: RT Analyst: NS Acct. No.: -

AMOUNT=AREA * REF AMNT/(REF AREA * RESP FACT)
Resp. fac. from Library Entry

No	Name
1	CI01 BROMOCHLOROMETHANE
2	CI10 1,4-DIFLUOROBENZENE
3	CI20 CHLOROBENZENE-D5
4	CS15 1,2-DICHLOROETHANE-D4
5	CS05 TOLUENE-D8
6	CS10 1-BROMO-4-FLUOROBENZENE*
7	C010 CHLOROMETHANE
8	C015 BROMOMETHANE *
9	C020 VINYL CHLORIDE *
10	C025 CHLOROETHANE
11	C030 METHYLENE CHLORIDE
12	C035 ACETONE
13	C040 CARBON DISULFIDE
14	C045 1,1-DICHLOROETHENE *
15	C050 1,1-DICHLOROETHANE *
16	C053 TRANS,1-2-DICHLOROETHENE
17	C060 CHLOROFORM *
18	C065 1,2-DICHLOROETHANE *
19	C110 2-BUTANONE
20	C055 CIS-1,2-DICHLOROETHENE
21	C115 1,1,1-TRICHLOROETHANE *
22	C120 CARBON TETRACHLORIDE *
23	C125 VINYL ACETATE
24	C130 BROMODICHLOROMETHANE *
25	C140 1,2-DICHLOROPROPANE
26	C143 CIS-1,3-DICHLOPROPENE *
27	C150 TRICHLOROETHENE *
28	C165 BENZENE *
29	C155 DIBROMOCHLOROMETHANE *
30	C160 1,1,2-TRICHLOROETHANE *
31	C172 TRANS-1,3-DICHLOROPROPENE *
32	C175 2-CHLOROETHYL VINYL ETHER
33	C180 BROMOFORM *
34	C205 4-METHYL-2-PENTANONE
35	C210 2-HEXANONE
36	C230 TOLUENE *
37	C225 1,1,2,2-TETRACHLOROETHANE *
38	C220 TETRACHLOROETHENE *
39	C235 CHLOROBENZENE *
40	C240 ETHYLBENZENE *
41	C245 STYRENE *
42	C250 M+P-XYLENE
43	C255 O-XYLENE *

No	m/z	Scan	Time	Ref	RRT	Meth	Area(Hght)	Amount		%Tot
1	128	618	10:18	1	1.000	A BB	41671.	50.000	NGS	9.22
2	114	749	12:29	2	1.000	A BB	183752.	50.000	NGS	9.22
3	117	1160	19:20	3	1.000	A BB	141287.	50.000	NGS	9.22
4	65	690	11:30	1	1.117	A BB	58774.	52.592	NGS	9.70
5	98	950	15:50	3	0.819	A BB	167025.	51.359	NGS	9.47
6	95	1342	22:22	3	1.157	A BB	62838.	43.142	NGS	7.96
7	NOT FOUND									
8	NOT FOUND									
9	NOT FOUND									
10	NOT FOUND									
11	84	432	7:12	1	0.699	A BB	14764.	8.460	NGS	1.56
12	43	380	6:20	1	0.615	A BB	16910.	24.288	NGS	4.48
13	NOT FOUND									
14	96	375	6:15	1	0.607	A BB	48167.	38.223	NGS	7.05
15	NOT FOUND									
16	NOT FOUND									
17	NOT FOUND									
18	~~62~~	~~700~~	~~11:40~~	~~1~~	~~1.133~~	~~A BB~~	~~818.~~	~~0.500~~	~~NGS~~	0.09
19	NOT FOUND									
20	NOT FOUND									
21	NOT FOUND									
22	NOT FOUND									
23	NOT FOUND									
24	NOT FOUND									
25	NOT FOUND									
26	NOT FOUND									
27	130	784	13:04	2	1.047	A BB	48737.	38.175	NGS	7.04
28	78	700	11:40	2	0.935	A BB	241980.	45.956	NGS	8.48
29	NOT FOUND									
30	NOT FOUND									
31	NOT FOUND									
32	NOT FOUND									
33	NOT FOUND									
34	NOT FOUND									
35	NOT FOUND									
36	91	959	15:59	3	0.827	A BB	197371.	45.499	NGS	8.39
37	NOT FOUND									
38	NOT FOUND									
39	112	1164	19:24	3	1.003	A BB	126143.	44.043	NGS	8.12
40	NOT FOUND									
41	NOT FOUND									
42	NOT FOUND									
43	NOT FOUND									

DMC 3/10

Analy 4/5/93

No	Ret(L)	Ratio	RRT(L)	Ratio	Amnt	Amnt(L)	R.Fac	R.Fac(L)	Ratio
1	10:10	1.01	1.000	1.00	50.00	50.00	1.000	1.000	1.00
2	12:20	1.01	1.000	1.00	50.00	50.00	1.000	1.000	1.00
3	19:09	1.01	1.000	1.00	50.00	50.00	1.000	1.000	1.00
4	11:22	1.01	1.118	1.00	52.59	50.00	1.410	1.341	1.05
5	15:40	1.01	0.818	1.00	51.36	50.00	1.182	1.151	1.03
6	22:10	1.01	1.158	1.00	43.14	50.00	0.445	0.515	0.86
7	3:54		0.384						
8	4:52		0.479						
9	4:09		0.408						
10	5:15		0.516						
11	7:08	1.01	0.702	1.00	8.46	50.00	0.354	2.094	0.17

No	Ret(L)	Ratio	RRT(L)	Ratio	Amnt	Amnt(L)	R.Fac	R.Fac(L)	Ratio
2	6:16	1.01	0.616	1.00	24.29	50.00	0.406	0.835	0.49
3	6:36		0.649						
14	6:12	1.01	0.610	1.00	38.22	50.00	1.156	1.512	0.76
15	8:31		0.838						
16	7:42		0.757						
17	10:21		1.018						
18	11:32	1.01	1.134	1.00	0.50	50.00	0.020	1.965	0.01
19	9:42		0.954						
20	9:42		0.954						
21	10:45		0.872						
22	11:07		0.901						
23	8:38		0.700						
24	14:00		1.135						
25	13:23		1.085						
26	16:18		1.322						
27	12:55	1.01	1.047	1.00	38.17	50.00	0.265	0.347	0.76
28	11:31	1.01	0.934	1.00	45.96	50.00	1.317	1.433	0.92
29	17:41		1.434						
30	16:44		1.357						
31	15:01		1.218						
32	14:41		1.191						
33	21:17		1.726						
34	15:22		0.802						
35	17:21		0.906						
36	15:49	1.01	0.826	1.00	45.50	50.00	1.397	1.535	0.91
37	22:32		1.177						
38	17:08		0.895						
39	19:13	1.01	1.003	1.00	44.04	50.00	0.893	1.014	0.88
40	19:30		1.018						
41	20:51		1.089						
42	19:49		1.035						
43	20:49		1.087						

1A

VOLATILE ORGANICS ANALYSIS DATA SHEET

EPA SAMPLE NO.

B-93-2DMS

Lab Name: NYTEST ENV INC Contract: 9319853

Lab Code: NYTEST Case No.: 15897 SAS No.: _____ SDG No.: _____

Matrix: (soil/water) SOIL Lab Sample ID: 1589702

Sample wt/vol: 4.00 (g/mL) G Lab File ID: D4709

Level: (low/med) MED Date Received: 02/24/93

% Moisture: not dec. 19 Date Analyzed: 03/02/93

Column: (pack/cap) PACK Dilution Factor: 1.0

CONCENTRATION UNITS: (ug/L or ug/Kg) UG/KG

CAS NO.	COMPOUND	UG/KG	Q
74-87-3	Chloromethane	1500	U
74-83-9	Bromomethane	1500	U
75-01-4	Vinyl Chloride	1500	U
75-00-3	Chloroethane	1500	U
75-09-2	Methylene Chloride	12000	~~B~~ U
67-64-1	Acetone	1500	U
75-15-0	Carbon Disulfide	770	U
75-35-4	1,1-Dichloroethene	6100	
75-34-3	1,1-Dichloroethane	770	U
540-59-0	1,2-Dichloroethene (total)	770	U
67-66-3	Chloroform	770	U
107-06-2	1,2-Dichloroethane	770	U
78-93-3	2-Butanone	1500	U
71-55-6	1,1,1-Trichloroethane	770	U
56-23-5	Carbon Tetrachloride	770	U
108-05-4	Vinyl Acetate	1500	U
75-27-4	Bromodichloromethane	770	U
78-87-5	1,2-Dichloropropane	770	U
10061-01-5	cis-1,3-Dichloropropene	770	U
79-01-6	Trichloroethene	6300	
124-48-1	Dibromochloromethane	770	U
79-00-5	1,1,2-Trichloroethane	770	U
71-43-2	Benzene	7200	
10061-02-6	trans-1,3-Dichloropropene	770	U
75-25-2	Bromoform	770	U
108-10-1	4-Methyl-2-Pentanone	1500	U
591-78-6	2-Hexanone	1500	U
127-18-4	Tetrachloroethene	770	U
79-34-5	1,1,2,2-Tetrachloroethane	770	U
108-88-3	Toluene	63000	E
108-90-7	Chlorobenzene	770	U
100-41-4	Ethylbenzene	91000	E
100-42-5	Styrene	770	U
1330-20-7	Xylene (total)	670000	E

ME

0000305

DATA FROM FILE: D4709 SCANS 30 TO 1250 ACQUIRED: 03/02/93 20:22:00
CALI: D4709 #2
SAMPLE: REMEDIATION TECH.,B-93-2DMS/15897-02,REC'D 2/24/93
CONDS.: 100UL(4G/10MLS)/5MLS,INST.D



0000306

Quantitation Report File: D4709

Data: D4709.TI
03/02/93 20:22:00
Sample: REMEDIATION TECH.,B-93-2DMS/15897-02,REC'D 2/24/93
Conds.: 100UL(4G/10MLS)/5MLS,INST.D
Formula: - Instrument: 1050 Weight: 0.001
Submitted by: RT Analyst: SC Acct. No.: -

AMOUNT=AREA * REF AMNT/(REF AREA * RESP FACT)
Resp. fac. from Library Entry

No	Name
1	CI01 BROMOCHLOROMETHANE
2	CI10 1,4-DIFLUOROBENZENE
3	CI20 CHLOROBENZENE-D5
4	CS15 1,2-DICHLOROETHANE-D4
5	CS05 TOLUENE-D8
6	CS10 1-BROMO-4-FLUOROBENZENE*
7	C010 CHLOROMETHANE
8	C015 BROMOMETHANE*
9	C020 VINYL CHLORIDE*
10	C025 CHLOROETHANE
11	C030 METHYLENE CHLORIDE
12	C035 ACETONE
13	C040 CARBON DISULFIDE
14	C045 1,1-DICHLOROETHENE *
15	C050 1,1-DICHLOROETHANE*
16	C053 1,2-DICHLOROETHENE (TOTAL)
17	C060 CHLOROFORM *
18	C065 1,2-DICHLOROETHANE*
19	C110 2-BUTANONE
20	C115 1,1,1-TRICHLOROETHANE*
21	C120 CARBON TETRACHLORIDE*
22	C125 VINYL ACETATE
23	C130 BROMODICHLOROMETHANE*
24	C140 1,2-DICHLOROPROPANE
25	C143 CIS-1,3-DICHLOROPROPENE*
26	C150 TRICHLOROETHENE*
27	C165 BENZENE*
28	C155 DIBROMOCHLOROMETHANE*
29	C160 1,1,2-TRICHLOROETHANE*
30	C172 TRANS-1,3-DICHLOROPROPENE*
31	C175 2-CHLOROETHYL VINYL ETHER
32	C180 BROMOFORM **
33	C205 4-METHYL-2-PENTANONE
34	C210 2-HEXANONE
35	C230 TOLUENE *
36	C225 1,1,2,2-TETRACHLOROETHANE*
37	C220 TETRACHLOROETHENE*
38	C235 CHLOROBENZENE*
39	C240 ETHYLBENZENE *
40	C245 STYRENE*
41	C250 M-XYLENE*
42	C255 P + O-XYLENE

No	m/z	Scan	Time	Ref	RRT	Meth	Area(Hght)	Amount		%Tot
1	128	335	11:10	1	1.000	A BB	59058.	50.000	NGS	0.77
2	114	675	22:30	2	1.000	A BB	241998.	50.000	NGS	0.77
3	117	824	27:28	3	1.000	A BB	222395.	50.000	NGS	0.77
4	65	433	14:26	1	1.293	A BB	76687.	53.934	NGS	0.84
5	98	789	26:18	3	0.958	A VV	260548.	54.068	NGS	0.84
6	95	957	31:54	3	1.161	A BB	159368.	54.946	NGS	0.85
7	NOT FOUND									
8	NOT FOUND									
9	NOT FOUND									
10	NOT FOUND									
11	84	201	6:42	1	0.600	A BB	139359.	75.520	NGS	1.17
12	NOT FOUND									
13	NOT FOUND									
14	96	319	10:38	1	0.952	A BB	51975.	39.813	NGS μs	0.62
15	NOT FOUND									
16	NOT FOUND									
17	NOT FOUND									
18	NOT FOUND									
19	NOT FOUND									
20	NOT FOUND									
21	NOT FOUND									
22	NOT FOUND									
23	NOT FOUND									
24	NOT FOUND									
25	NOT FOUND									
26	130	577	19:14	2	0.855	A BB	84421.	40.916	NGS μs	0.63
27	78	594	19:48	2	0.880	A BB	219146.	46.456	NGS μs	0.72
28	NOT FOUND									
29	NOT FOUND									
~~30~~	~~75~~	~~594~~	~~19:48~~	~~2~~	~~0.880~~	~~A BB~~	~~3320.~~	~~1.804~~	~~NGS~~	~~0.03~~ X 3/3/93
31	NOT FOUND									
32	NOT FOUND									
~~33~~	~~43~~	~~696~~	~~23:12~~	~~3~~	~~0.845~~	~~A BV~~	~~914096.~~	~~561.812~~	~~NGS~~	~~8.70~~ X 3/3/93
34	NOT FOUND									
35	91	794	26:28	3	0.964	A BB	2153430.	411.089	NGS μs	6.37
~~36~~	~~83~~	~~745~~	~~24:50~~	~~3~~	~~0.904~~	~~A VB~~	~~58731.~~	~~20.796~~	~~NGS~~	~~0.32~~ X 3/3/93
~~37~~	~~164~~	~~753~~	~~25:06~~	~~3~~	~~0.914~~	~~A BB~~	~~1771.~~	~~0.868~~	~~NGS~~	~~0.01~~ X 3/3/93
38	NOT FOUND									
39	106	886	29:32	3	1.075	A BB	1172170.	589.763	NGS	9.14
40	NOT FOUND									
41	106	1008	33:36	3	1.223	A BB	5518490.	2360.030	NGS	36.57
42	106	1036	34:32	3	1.257	A BB	4428350.	1992.530	NGS	30.87

No	Ret(L)	Ratio	RRT(L)	Ratio	Amnt	Amnt(L)	R.Fac	R.Fac(L)	Ratio
1	11:26	0.98	1.000	1.00	50.00	50.00	1.000	1.000	1.00
2	22:42	0.99	1.000	1.00	50.00	50.00	1.000	1.000	1.00
3	27:40	0.99	1.000	1.00	50.00	50.00	1.000	1.000	1.00
4	14:40	0.98	1.283	1.01	53.93	50.00	1.299	1.204	1.08
5	26:30	0.99	0.958	1.00	54.07	50.00	1.172	1.083	1.08
6	32:06	0.99	1.160	1.00	54.95	50.00	0.717	0.652	1.10
7	1:20		0.117						
8	2:14		0.195						
9	2:58		0.259						
10	4:00		0.350						
11	7:00	0.96	0.612	0.98	75.52	50.00	2.360	1.562	1.51
12	8:12		0.717						

No	Ret(L)	Ratio	RRT(L)	Ratio	Amnt	Amnt(L)	R.Fac	R.Fac(L)	Ratio
13	9:10		0.802						
14	10:56	0.97	0.956	1.00	39.81	50.00	0.880	1.105	0.80
15	12:22		1.082						
16	13:20		1.166						
17	13:54		1.216						
18	14:46		1.292						
19	14:50		1.297						
20	16:02		0.706						
21	16:26		0.724						
22	16:56		0.746						
23	17:06		0.753						
24	18:30		0.815						
25	18:50		0.830						
26	19:26	0.99	0.856	1.00	40.92	50.00	0.349	0.426	0.82
27	20:00	0.99	0.881	1.00	46.46	50.00	0.906	0.975	0.93
28	19:56		0.878						
29	20:06		0.885						
30	20:10	0.98	0.888	0.99	1.80	50.00	0.014	0.380	0.04
31	21:20		0.940						
32	22:44		1.001						
33	23:24	0.99	0.846	1.00	561.81	50.00	4.110	0.366	11.24
34	25:02		0.905						
35	26:40	0.99	0.964	1.00	411.09	50.00	9.683	1.178	8.22
36	25:08	0.99	0.908	1.00	20.80	50.00	0.264	0.635	0.42
37	25:18	0.99	0.914	1.00	0.87	50.00	0.008	0.459	0.02
38	27:48		1.005						
39	29:46	0.99	1.076	1.00	589.76	50.00	5.271	0.447	11.80
40	33:36		1.214						
41	33:56	0.99	1.227	1.00	2360.04	50.00	24.814	0.526	47.20
42	34:50	0.99	1.259	1.00	1992.54	100.00	9.956	0.500	19.93

1A

VOLATILE ORGANICS ANALYSIS DATA SHEET

EPA SAMPLE NO.

B-93-2DMSD

Lab Name: NYTEST ENV INC Contract: 9319853

Lab Code: NYTEST Case No.: 15897 SAS No.: _____ SDG No.: _____

Matrix: (soil/water) SOIL Lab Sample ID: 1589702

Sample wt/vol: 4.00 (g/mL) G Lab File ID: D4724

Level: (low/med) MED Date Received: 02/24/93

% Moisture: not dec. 19 Date Analyzed: 03/03/93

Column: (pack/cap) PACK Dilution Factor: 1.0

CAS NO.	COMPOUND	CONCENTRATION UNITS: (ug/L or ug/Kg) UG/KG	Q
74-87-3	Chloromethane	1500	U
74-83-9	Bromomethane	1500	U
75-01-4	Vinyl Chloride	1500	U
75-00-3	Chloroethane	1500	U
75-09-2	Methylene Chloride	2400	~~B~~ U
67-64-1	Acetone	1500	U
75-15-0	Carbon Disulfide	770	U
75-35-4	1,1-Dichloroethene	4200	
75-34-3	1,1-Dichloroethane	770	U
540-59-0	1,2-Dichloroethene (total)	770	U
67-66-3	Chloroform	770	U
107-06-2	1,2-Dichloroethane	770	U
78-93-3	2-Butanone	1500	U
71-55-6	1,1,1-Trichloroethane	770	U
56-23-5	Carbon Tetrachloride	770	U
108-05-4	Vinyl Acetate	1500	U
75-27-4	Bromodichloromethane	770	U
78-87-5	1,2-Dichloropropane	770	U
10061-01-5	cis-1,3-Dichloropropene	770	U
79-01-6	Trichloroethene	4500	
124-48-1	Dibromochloromethane	770	U
79-00-5	1,1,2-Trichloroethane	770	U
71-43-2	Benzene	4800	
10061-02-6	trans-1,3-Dichloropropene	770	U
75-25-2	Bromoform	770	U
108-10-1	4-Methyl-2-Pentanone	1500	U
591-78-6	2-Hexanone	1500	U
127-18-4	Tetrachloroethene	770	U
79-34-5	1,1,2,2-Tetrachloroethane	770	U
108-88-3	Toluene	37000	E
108-90-7	Chlorobenzene	770	U
100-41-4	Ethylbenzene	53000	E
100-42-5	Styrene	770	U
1330-20-7	Xylene (total)	390000	E

0000310

DATA FROM FILE: D4724 SCANS 30 TO 1100 ACQUIRED: 03/03/93 20:47:00
CALI: D4724 #2
SAMPLE: REMED TECH,B-93-2D MSD,1589702,RECD2/24/93
CONDS.: 100UL(4G/10ML)5ML,INST D



00003311

Quantitation Report File: D4724

Data: D4724.TI
03/03/93 20:47:00
Sample: REMED TECH,B-93-2D MSD,1589702,RECD2/24/93
Conds.: 100UL(4G/10ML)5ML,INST D
Formula: - Instrument: 1050 Weight: 0.001
Submitted by: RT Analyst: SC Acct. No.: 9319853

AMOUNT=AREA * REF AMNT/(REF AREA * RESP FACT)
Resp. fac. from Library Entry

No	Name
1	CI01 BROMOCHLOROMETHANE
2	CI10 1,4-DIFLUOROBENZENE
3	CI20 CHLOROBENZENE-D5
4	CS15 1,2-DICHLOROETHANE-D4
5	CS05 TOLUENE-D8
6	CS10 1-BROMO-4-FLUOROBENZENE*
7	C010 CHLOROMETHANE
8	C015 BROMOMETHANE*
9	C020 VINYL CHLORIDE*
10	C025 CHLOROETHANE
11	C030 METHYLENE CHLORIDE
12	C035 ACETONE
13	C040 CARBON DISULFIDE
14	C045 1,1-DICHLOROETHENE *
15	C050 1,1-DICHLOROETHANE*
16	C053 1,2-DICHLOROETHENE (TOTAL)
17	C060 CHLOROFORM *
18	C065 1,2-DICHLOROETHANE*
19	C110 2-BUTANONE
20	C115 1,1,1-TRICHLOROETHANE*
21	C120 CARBON TETRACHLORIDE*
22	C125 VINYL ACETATE
23	C130 BROMODICHLOROMETHANE*
24	C140 1,2-DICHLOROPROPANE
25	C143 CIS-1,3-DICHLOROPROPENE*
26	C150 TRICHLOROETHENE*
27	C165 BENZENE*
28	C155 DIBROMOCHLOROMETHANE*
29	C160 1,1,2-TRICHLOROETHANE*
30	C172 TRANS-1,3-DICHLOROPROPENE*
31	C175 2-CHLOROETHYL VINYL ETHER
32	C180 BROMOFORM **
33	C205 4-METHYL-2-PENTANONE
34	C210 2-HEXANONE
35	C230 TOLUENE *
36	C225 1,1,2,2-TETRACHLOROETHANE*
37	C220 TETRACHLOROETHENE*
38	C235 CHLOROBENZENE*
39	C240 ETHYLBENZENE *
40	C245 STYRENE*
41	C250 M-XYLENE*
42	C255 P + O-XYLENE

No	m/z	Scan	Time	Ref	RRT	Meth	Area(Hght)	Amount		%Tot
1	128	334	11:08	1	1.000	A BB	82329.	50.000	NGS	1.34
2	114	674	22:28	2	1.000	A BB	344902.	50.000	NGS	1.34
3	117	824	27:28	3	1.000	A BB	323932.	50.000	NGS	1.34
4	65	433	14:26	1	1.296	A BB	94138.	44.061	NGS	1.19
5	98	788	26:16	3	0.956	A VV	341391.	45.933	NGS	1.24
6	95	956	31:52	3	1.160	A BB	195068.	44.515	NGS	1.20
7	NOT FOUND									
8	NOT FOUND									
9	NOT FOUND									
10	NOT FOUND									
11	84	201	6:42	1	0.602	A BB	41227.	15.716	NGS	0.42
12	NOT FOUND									
13	NOT FOUND									
14	96	319	10:38	1	0.955	A BB	50235.	27.529	NGS MS	0.74
15	NOT FOUND									
16	NOT FOUND									
17	NOT FOUND									
18	NOT FOUND									
19	NOT FOUND									
20	NOT FOUND									
21	NOT FOUND									
22	NOT FOUND									
23	NOT FOUND									
24	NOT FOUND									
25	NOT FOUND									
26	130	577	19:14	2	0.856	A BB	86410.	29.481	NGS MS	0.79
27	78	594	19:48	2	0.881	A BB	214680.	31.281	NGS MS	0.84
28	NOT FOUND									
29	NOT FOUND									
30	NOT FOUND									
31	NOT FOUND									
32	NOT FOUND									
~~33~~	~~43~~	~~695~~	~~23:10~~	~~3~~	~~0.843~~	~~A BV~~	~~656200.~~	~~213.293~~	~~NGS~~	~~5.74~~
34	NOT FOUND									
35	91	794	26:28	3	0.964	A BB	1956220.	237.551	NGS MS	6.39
~~36~~	~~83~~	~~745~~	~~24:50~~	~~3~~	~~0.904~~	~~A VB~~	~~50300.~~	~~11.324~~	~~NGS~~	~~0.30~~
~~37~~	~~164~~	~~752~~	~~25:04~~	~~3~~	~~0.913~~	~~A BB~~	~~1195.~~	~~0.402~~	~~NGS~~	~~0.01~~
38	NOT FOUND									
39	106	886	29:32	3	1.075	A BB	1044850.	343.064	NGS	9.23
40	NOT FOUND									
41	106	1007	33:34	3	1.222	A BB	5236910.	1346.150	NGS	36.21
42	106	1035	34:30	3	1.256	A BB	3991420.	1177.270	NGS	31.67

No	Ret(L)	Ratio	RRT(L)	Ratio	Amnt	Amnt(L)	R.Fac	R.Fac(L)	Ratio
1	11:24	0.98	1.000	1.00	50.00	50.00	1.000	1.000	1.00
2	22:42	0.99	1.000	1.00	50.00	50.00	1.000	1.000	1.00
3	27:40	0.99	1.000	1.00	50.00	50.00	1.000	1.000	1.00
4	14:36	0.99	1.281	1.01	44.06	50.00	1.143	1.298	0.88
5	26:30	0.99	0.958	1.00	45.93	50.00	1.054	1.147	0.92
6	32:06	0.99	1.160	1.00	44.51	50.00	0.602	0.676	0.89
7	1:20		0.117						
8	2:14		0.196						
9	2:56		0.257						
10	3:58		0.348						
11	6:54	0.97	0.605	0.99	15.72	50.00	0.501	1.593	0.31
12	8:12		0.719						

0000313

No	Ret(L)	Ratio	RRT(L)	Ratio	Amnt	Amnt(L)	R.Fac	R.Fac(L)	Ratio
13	9:06		0.798						
14	10:54	0.98	0.956	1.00	27.53	50.00	0.610	1.108	0.55
15	12:20		1.082						
16	13:18		1.167						
17	13:54		1.219						
18	14:44		1.292						
19	14:50		1.301						
20	16:00		0.705						
21	16:24		0.722						
22	16:54		0.744						
23	17:04		0.752						
24	18:28		0.814						
25	18:48		0.828						
26	19:24	0.99	0.855	1.00	29.48	50.00	0.251	0.425	0.59
27	19:58	0.99	0.880	1.00	31.28	50.00	0.622	0.995	0.63
28	19:56		0.878						
29	20:06		0.885						
30	20:10		0.888						
31	21:18		0.938						
32	22:44		1.001						
33	23:22	0.99	0.845	1.00	213.29	50.00	2.026	0.475	4.27
34	25:00		0.904						
35	26:40	0.99	0.964	1.00	237.55	50.00	6.039	1.271	4.75
36	25:08	0.99	0.908	1.00	11.32	50.00	0.155	0.686	0.23
37	25:18	0.99	0.914	1.00	0.40	50.00	0.004	0.459	0.01
38	27:48		1.005						
39	29:44	0.99	1.075	1.00	343.06	50.00	3.226	0.470	6.86
40	33:34		1.213						
41	33:54	0.99	1.225	1.00	1346.15	50.00	16.167	0.600	26.92
42	34:48	0.99	1.258	1.00	1177.28	100.00	6.161	0.523	11.77

TOTAL ANALYTICAL SERVICES FOR A SAFE ENVIRONMENT

nytest environmental inc.

Project No.: 9319853
Log in No. : 15897
P.O. No. : Pending
Date : Mar. 31, 1993

SUMMARY DATA REPORT
PACKAGE FOR

Remediation Technologies

Damonmill Sq., 9 Pond Ln.

Concord, MA 01742

ATTN: W. Christian Leuteritz
REF: Shore Realty

LABORATORY NUMBER	SAMPLE IDENTIFICATION	TYPE OF SAMPLE

SEE NEXT PAGE

WE CERTIFY THAT THIS REPORT IS A TRUE REPORT OF RESULTS OBTAINED FROM OUR TESTS OF THIS MATERIAL.

RESPECTFULLY SUBMITTED,
NYTEST ENVIRONMENTAL INC.

REMO GIGANTE
EXEC. VICE PRESIDENT

NYS Lab ID. #10195
NJ Cert. #73469
mar

Report on sample(s) furnished by client applies to sample(s). Report on sample(s) obtained by us applies only to lot sampled. Information contained herein is not to be used for reproduction except by special permission. Sample(s) will be retained for thirty days maximum after date of report unless specifically requested otherwise by client. In the event that there are portions or parts of sample(s) remaining after Nytest has completed the required tests, Nytest shall have the option of returning such sample(s) to the client at the client's expense.

box 1518 □ 60 seaview blvd., port washington, ny 11050 □ (516) 625-5500

NYTEST ENVIRONMENTAL Inc.

LABORATORY NUMBER	SAMPLE IDENTIFICATION	TYPE OF SAMPLE
1589701	B-93-2A	Soil
1589702	B-93-2D	Soil
1589703	B-93-2G	Soil
1589704	B-93-2B	Soil
1589705	B-93-2E	Soil
1589706	B-93-2H	Soil
1589707	B-93-2KT	Soil
1589708	B-93-2KB	Soil

Table of Contents

	Page
ASP Forms	1 - 5
SDG Narrative	6 - 10
Form I	11 - 33
Form II	34 - 38
Form III	39 - 42
Form IV	43 - 61
Form VIII	62 - 70

ASP Forms

NEW YORK STATE DEPARTMENT OF ENVIRONMENTAL CONSERVATION

SAMPLE IDENTIFICATION AND
ANALYTICAL REQUIREMENT SUMMARY

Customer Sample Code	Laboratory Sample Code	Analytical requirements					
		VOA GC/MS Method	BNA GC/MS Method	VOA GC Method	PEST PCB Method	METALS	OTHER
B-93-2A	1589701	✓					
B-93-2D	1589702	✓					
B-93-2G	1589703	✓					
B-93-2B	1589704		✓			✓	✓
B-93-2E	1589705		✓			✓	✓
B-93-2H	1589706		✓			✓	✓
B-93-2KT	1589707					✓	
B-93-2KB	1589708					✓	

0000002

Hy Cu-Cr

NEW YORK STATE DEPARTMENT OF ENVIRONMENTAL CONSERVATION

SAMPLE PREPARATION AND ANALYSIS SUMMARY
SEMIVOLATILE (BNA)
ANALYSES

Laboratory Sample ID	Matrix	Date Collected	Date Rec'd at Lab	Date Extracted	Date Analyzed
1589704	Soil	2/23/93	2/24/93	3/1/93	3/10/93
1589705	Soil	2/23/93	2/24/93	3/1/93	3/6/93
1589706	Soil	2/23/93	2/24/93	3/1/93	3/10/93

NEW YORK STATE DEPARTMENT OF ENVIRONMENTAL CONSERVATION

SAMPLE PREPARATION AND ANALYSIS SUMMARY
SEMIVOLATILE (BNA)
ANALYSES

Laboratory Sample ID	Matrix	Analytical Protocol	Extraction Method	Auxillary Cleanup	Dil / Conc Factor
1589704	Soil	SW846	Sonc	As Required	As Required
1589705	Soil	SW846	Sonc	↓	↓
1589706	Soil	SW846	Sonc	↓	↓

nytest environmental inc.

NEW YORK STATE DEPARTMENT OF ENVIRONMENTAL CONSERVATION

SAMPLE PREPARATION AND ANALYSIS SUMMARY
VOLATILE (VOA)
ANALYSES

Laboratory Sample ID	Matrix	Date Collected	Date Rec'd at Lab	Date Extracted	Date Analyzed
1589701	soil	2/23/93	2/24/93	NA	2/26/93
1589702	↓	↓	↓	↓	3/2/93, 3/3/93
1589703	↓	↓	↓	↓	2/26/93

SDG Narrative

nytest environmental inc.

SDG Narrative

Login No.: 15897

VOLATILE FRACTION

Surrogates

B-93-2DDL had all recoveries above QC limits. The undiluted sample, B-93-2D had all recoveries within QC limits. All other recoveries met QC criteria.

Matrix Spike/Matrix Spike Duplicate (MS/MSD)

Sample B-93-3D from login 15922 was utilized for the low level soil MS/MSD. All spike recoveries and RPDs were within QC limits. Sample B-93-2D was utilized for the medium level soil MS/MSD. Six (6) spike recoveries and four (4) RPDs were outside the advisory QC limit. Chlorobenzene was not detected in either the MS or MSD.

Method Blanks

Methylene Chloride was detected in VBLKD28 and VBLKM26 at a concentration within QC limits. Methylene Chloride and Acetone were detected in VBLKD26 and VBLKG2 at concentrations within QC limits.

Calibrations

The initial and continuing calibrations passed QC criteria.

Internal Standards

All retention times and area responses were within QC limits.

Samples

Due to the nature of the sample B-93-2D was analyzed as a medium level soil. Target compounds exceeded the calibration range in the sample and it was diluted 1:10 as B-93-2DDL. Due to interferences with 1,4-Difluorobenzene and Chlorobenzene-d5 all TICs were quantitated using Bromochloromethane since it is the nearest internal free of interference for sample B-93-2D. The E qualifier had to be manually edited for Xylene for B-93-2DDL and B-93-2G since formaster does not distinguish between the different allowable limits for the coeluting isomers. All samples were analyzed as per SW846 Method 8240. No further problems were encountered.

nytest environmental inc.

SDG Narrative

Log In No.: 15897

SEMIVOLATILE FRACTION

Surrogates
All surrogate recoveries met QC criteria.

Matrix Spike/Matrix Spike Duplicate(MS/MSD)
Sample B-93-2H (1589706) was utilized in the MS/MSD series. Sixteen (16) out of twenty-two (22) spiking recoveries and all RPD met QC criteria.

Method Blank
No target compounds were found. Thirteen (13) TICs were detected.

Calibrations
The initial and continuing calibrations met QC criteria.

Internal Standards
All area responses and retention times met QC criteria.

Samples
Samples were analyzed as per SW846 Method 8270. No analytical problems were encountered.

nytest environmental inc.

SDG Narrative

Log In No.: 15897

TPHC 310-14 FRACTION

Method Blank
No compounds were found.

Samples
Samples were analyzed as per NYSDOH Method 310-14. Kerosene and Gasoline were detected in sample B-93-2E (1589705). In accordance with the methodology, Gasoline was expressed qualitatively. No problems were encountered.

I certify that this data package is in compliance with the terms and conditions of the contract, both technically and for completeness, for other than the conditions detailed above. Release of the data contained in this hardcopy data package has been authorized by the Laboratory Manager or his designee, as verified by the following signature.

Remo Gigante, Exec. VP

Form I

1A

VOLATILE ORGANICS ANALYSIS DATA SHEET

EPA SAMPLE NO.

B-93-2A

Lab Name: NYTEST ENV INC Contract: 9319853

Lab Code: NYTEST Case No.: 15897 SAS No.: _____ SDG No.: _____

Matrix: (soil/water) SOIL Lab Sample ID: 1589701

Sample wt/vol: 5.00 (g/mL) G Lab File ID: M0207

Level: (low/med) LOW Date Received: 02/24/93

% Moisture: not dec. 7 Date Analyzed: 02/26/93

Column: (pack/cap) CAP Dilution Factor: 1.0

CAS NO.	COMPOUND	CONCENTRATION UNITS: (ug/L or ug/Kg) UG/KG	Q
74-87-3	Chloromethane	11	U
74-83-9	Bromomethane	11	U
75-01-4	Vinyl Chloride	11	U
75-00-3	Chloroethane	11	U
75-09-2	Methylene Chloride	8	~~B~~ U -MB
67-64-1	Acetone	100	
75-15-0	Carbon Disulfide	5	U
75-35-4	1,1-Dichloroethene	5	U
75-34-3	1,1-Dichloroethane	5	U
540-59-0	1,2-Dichloroethene (total)	5	U
67-66-3	Chloroform	5	U
107-06-2	1,2-Dichloroethane	5	U
78-93-3	2-Butanone	23	
71-55-6	1,1,1-Trichloroethane	5	U
56-23-5	Carbon Tetrachloride	5	U
108-05-4	Vinyl Acetate	11	U
75-27-4	Bromodichloromethane	5	U
78-87-5	1,2-Dichloropropane	5	U
10061-01-5	cis-1,3-Dichloropropene	5	U
79-01-6	Trichloroethene	5	U
124-48-1	Dibromochloromethane	5	U
79-00-5	1,1,2-Trichloroethane	5	U
71-43-2	Benzene	5	U
10061-02-6	trans-1,3-Dichloropropene	5	U
75-25-2	Bromoform	5	U
108-10-1	4-Methyl-2-Pentanone	11	U
591-78-6	2-Hexanone	11	U
127-18-4	Tetrachloroethene	5	U
79-34-5	1,1,2,2-Tetrachloroethane	5	U
108-88-3	Toluene	5	U
108-90-7	Chlorobenzene	5	U
100-41-4	Ethylbenzene	5	U
100-42-5	Styrene	5	U
1330-20-7	Xylene (total)	7	

1E

VOLATILE ORGANICS ANALYSIS DATA SHEET
TENTATIVELY IDENTIFIED COMPOUNDS

EPA SAMPLE NO.

B-93-2A

Lab Name: NYTEST ENV INC Contract: 9319853

Lab Code: NYTEST Case No.: 15897 SAS No.: _____ SDG No.: _____

Matrix: (soil/water) SOIL Lab Sample ID: 1589701

Sample wt/vol: 5.00 (g/mL) G Lab File ID: M0207

Level: (low/med) LOW Date Received: 02/24/93

% Moisture: not dec. 7 Date Analyzed: 02/26/93

Column (pack/cap) CAP Dilution Factor: 1.0

Number TICs found: 15

CONCENTRATION UNITS:
(ug/L or ug/Kg) UG/KG

CAS NUMBER	COMPOUND NAME	RT	EST. CONC.	Q
1.	UNKNOWN ALKANE	16.81	64	J
2.	UNKNOWN	17.28	68	J
3.	UNKNOWN	18.26	62	J
4.	UNKNOWN	18.52	47	J
5.	UNKNOWN ALKANE	18.85	62	J
6.	UNKNOWN ALKANE	19.09	66	J
7.	SUBSTITUTED BENZENE	19.32	48	J
8.	UNKNOWN	19.58	82	J
9.	UNKNOWN	20.26	150	J
10.	UNKNOWN CYCLOALKANE	20.54	50	J
11.	UNKNOWN ALKANE	21.44	82	J
12.	UNKNOWN	21.62	53	J
13.	SUBSTITUTED BENZENE	22.00	140	J
14.	UNKNOWN	23.39	63	J
15.	UNKNOWN AROMATIC	24.02	49	J

1A

VOLATILE ORGANICS ANALYSIS DATA SHEET

EPA SAMPLE NO.

B-93-2D

Lab Name: NYTEST ENV INC Contract: 9319853

Lab Code: NYTEST Case No.: 15897 SAS No.: _____ SDG No.: _____

Matrix: (soil/water) SOIL Lab Sample ID: 1589702

Sample wt/vol: 4.00 (g/mL) G Lab File ID: D4708

Level: (low/med) MED Date Received: 02/24/93

% Moisture: not dec. 19 Date Analyzed: 03/02/93

Column: (pack/cap) PACK Dilution Factor: 1.0

CAS NO.	COMPOUND	CONCENTRATION UNITS: (ug/L or ug/Kg) UG/KG	Q
74-87-3	Chloromethane	1500	U
74-83-9	Bromomethane	1500	U
75-01-4	Vinyl Chloride	1500	U
75-00-3	Chloroethane	1500	U
75-09-2	Methylene Chloride	11000	B
67-64-1	Acetone	1500	U
75-15-0	Carbon Disulfide	770	U
75-35-4	1,1-Dichloroethene	770	U
75-34-3	1,1-Dichloroethane	770	U
540-59-0	1,2-Dichloroethene (total)	770	U
67-66-3	Chloroform	770	U
107-06-2	1,2-Dichloroethane	770	U
78-93-3	2-Butanone	1500	U
71-55-6	1,1,1-Trichloroethane	770	U
56-23-5	Carbon Tetrachloride	770	U
108-05-4	Vinyl Acetate	1500	U
75-27-4	Bromodichloromethane	770	U
78-87-5	1,2-Dichloropropane	770	U
10061-01-5	cis-1,3-Dichloropropene	770	U
79-01-6	Trichloroethene	770	U
124-48-1	Dibromochloromethane	770	U
79-00-5	1,1,2-Trichloroethane	770	U
71-43-2	Benzene	770	U
10061-02-6	trans-1,3-Dichloropropene	770	U
75-25-2	Bromoform	770	U
108-10-1	4-Methyl-2-Pentanone	1500	U
591-78-6	2-Hexanone	1500	U
127-18-4	Tetrachloroethene	770	U
79-34-5	1,1,2,2-Tetrachloroethane	770	U
108-88-3	Toluene	57000	E
108-90-7	Chlorobenzene	770	U
100-41-4	Ethylbenzene	91000	E
100-42-5	Styrene	770	U
1330-20-7	Xylene (total)	650000	E

1E

VOLATILE ORGANICS ANALYSIS DATA SHEET
TENTATIVELY IDENTIFIED COMPOUNDS

EPA SAMPLE NO.

B-93-2D

Lab Name: NYTEST ENV INC Contract: 9319853

Lab Code: NYTEST Case No.: 15897 SAS No.: _____ SDG No.: _____

Matrix: (soil/water) SOIL Lab Sample ID: 1589702

Sample wt/vol: 4.00 (g/mL) G Lab File ID: D4708

Level: (low/med) MED Date Received: 02/24/93

% Moisture: not dec. 19 Date Analyzed: 03/02/93

Column (pack/cap) PACK Dilution Factor: 1.0

Number TICs found: 15

CONCENTRATION UNITS:
(ug/L or ug/Kg) UG/KG

CAS NUMBER	COMPOUND NAME	RT	EST. CONC.	Q
1.	UNKNOWN	21.80	23000	J
2.	UNKNOWN	21.97	19000	J
3.	UNKNOWN	22.27	25000	J
4.	UNKNOWN	23.20	72000	J
5.	UNKNOWN	23.54	26000	J
6.	UNKNOWN ALKANE	24.50	330000	J
7.	UNKNOWN ALKANE	25.04	220000	J
8.	UNKNOWN	25.11	65000	J
9.	UNKNOWN CYCLOALAKNE	27.07	160000	J
10.	UNKNOWN CYCLOALAKNE	27.27	220000	J
11.	UNKNOWN CYCLOALAKNE	28.07	99000	J
12.	UNKNOWN	29.07	140000	J
13.	UNKNOWN ALKANE	31.61	260000	J
14.	SUBSTITUTED BENZENE	39.77	48000	J
15.	UNKNOWN	41.21	28000	J

1A

VOLATILE ORGANICS ANALYSIS DATA SHEET

EPA SAMPLE NO.

B-93-2DDL

Lab Name: NYTEST ENV INC Contract: 9319853

Lab Code: NYTEST Case No.: 15897 SAS No.: _____ SDG No.: _____

Matrix: (soil/water) SOIL Lab Sample ID: 1589702

Sample wt/vol: 4.00 (g/mL) G Lab File ID: D4723

Level: (low/med) MED Date Received: 02/24/93

% Moisture: not dec. 19 Date Analyzed: 03/03/93

Column: (pack/cap) PACK Dilution Factor: 10

CAS NO.	COMPOUND	CONCENTRATION UNITS: (ug/L or ug/Kg) UG/KG	Q
74-87-3	Chloromethane	15000	U
74-83-9	Bromomethane	15000	U
75-01-4	Vinyl Chloride	15000	U
75-00-3	Chloroethane	15000	U
75-09-2	Methylene Chloride	16000	BD
67-64-1	Acetone	15000	U
75-15-0	Carbon Disulfide	7700	U
75-35-4	1,1-Dichloroethene	7700	U
75-34-3	1,1-Dichloroethane	7700	U
540-59-0	1,2-Dichloroethene (total)	7700	U
67-66-3	Chloroform	7700	U
107-06-2	1,2-Dichloroethane	7700	U
78-93-3	2-Butanone	15000	U
71-55-6	1,1,1-Trichloroethane	7700	U
56-23-5	Carbon Tetrachloride	7700	U
108-05-4	Vinyl Acetate	15000	U
75-27-4	Bromodichloromethane	7700	U
78-87-5	1,2-Dichloropropane	7700	U
10061-01-5	cis-1,3-Dichloropropene	7700	U
79-01-6	Trichloroethene	7700	U
124-48-1	Dibromochloromethane	7700	U
79-00-5	1,1,2-Trichloroethane	7700	U
71-43-2	Benzene	7700	U
10061-02-6	trans-1,3-Dichloropropene	7700	U
75-25-2	Bromoform	7700	U
108-10-1	4-Methyl-2-Pentanone	15000	U
591-78-6	2-Hexanone	15000	U
127-18-4	Tetrachloroethene	7700	U
79-34-5	1,1,2,2-Tetrachloroethane	7700	U
108-88-3	Toluene	37000	D
108-90-7	Chlorobenzene	7700	U
100-41-4	Ethylbenzene	61000	D
100-42-5	Styrene	7700	U
1330-20-7	Xylene (total)	530000	DE

4/5/93

1E

VOLATILE ORGANICS ANALYSIS DATA SHEET
TENTATIVELY IDENTIFIED COMPOUNDS

EPA SAMPLE NO.

B-93-2A

Lab Name: NYTEST ENV INC Contract: 9319853

Lab Code: NYTEST Case No.: 15897 SAS No.: _____ SDG No.: _____

Matrix: (soil/water) SOIL Lab Sample ID: 1589701

Sample wt/vol: 5.00 (g/mL) G Lab File ID: M0207

Level: (low/med) LOW Date Received: 02/24/93

% Moisture: not dec. 7 Date Analyzed: 02/26/93

Column (pack/cap) CAP Dilution Factor: 1.0

Number TICs found: 10

CONCENTRATION UNITS:
(ug/L or ug/Kg) UG/KG

CAS NUMBER	COMPOUND NAME	RT	EST. CONC.	Q
1.	UNKNOWN ALKANE	16.81	64	J
2.	UNKNOWN	17.28	68	J
3.	UNKNOWN	18.26	62	J
4.	UNKNOWN ALKANE	18.85	62	J
5.	UNKNOWN ALKANE	19.09	66	J
6.	UNKNOWN	19.58	82	J
7.	UNKNOWN	20.26	150	J
8.	UNKNOWN ALKANE	21.44	82	J
9.	SUBSTITUTED BENZENE	22.00	140	J
10.	UNKNOWN	23.39	63	J

1A

VOLATILE ORGANICS ANALYSIS DATA SHEET

EPA SAMPLE NO.

B-93-2G

Lab Name: NYTEST ENV INC Contract: 9319853

Lab Code: NYTEST Case No.: 15897 SAS No.: _____ SDG No.: _____

Matrix: (soil/water) SOIL Lab Sample ID: 1589703

Sample wt/vol: 5.00 (g/mL) G Lab File ID: M0208

Level: (low/med) LOW Date Received: 02/24/93

% Moisture: not dec. 18 Date Analyzed: 02/26/93

Column: (pack/cap) CAP Dilution Factor: 1.0

CAS NO.	COMPOUND	CONCENTRATION UNITS: (ug/L or ug/Kg) UG/KG	Q
74-87-3	Chloromethane	12	U
74-83-9	Bromomethane	12	U
75-01-4	Vinyl Chloride	12	U
75-00-3	Chloroethane	12	U
75-09-2	Methylene Chloride	16	~~B~~ U
67-64-1	Acetone	12	U
75-15-0	Carbon Disulfide	6	U
75-35-4	1,1-Dichloroethene	6	U
75-34-3	1,1-Dichloroethane	6	U
540-59-0	1,2-Dichloroethene (total)	6	U
67-66-3	Chloroform	6	U
107-06-2	1,2-Dichloroethane	6	U
78-93-3	2-Butanone	12	U
71-55-6	1,1,1-Trichloroethane	6	U
56-23-5	Carbon Tetrachloride	6	U
108-05-4	Vinyl Acetate	12	U
75-27-4	Bromodichloromethane	6	U
78-87-5	1,2-Dichloropropane	6	U
10061-01-5	cis-1,3-Dichloropropene	6	U
79-01-6	Trichloroethene	6	U
124-48-1	Dibromochloromethane	6	U
79-00-5	1,1,2-Trichloroethane	6	U
71-43-2	Benzene	6	U
10061-02-6	trans-1,3-Dichloropropene	6	U
75-25-2	Bromoform	6	U
108-10-1	4-Methyl-2-Pentanone	12	U
591-78-6	2-Hexanone	12	U
127-18-4	Tetrachloroethene	6	U
79-34-5	1,1,2,2-Tetrachloroethane	6	U
108-88-3	Toluene	47	
108-90-7	Chlorobenzene	6	U
100-41-4	Ethylbenzene	100	
100-42-5	Styrene	6	U
1330-20-7	Xylene (total)	600	~~E~~

mB

AL 4/6/93

1E

VOLATILE ORGANICS ANALYSIS DATA SHEET
TENTATIVELY IDENTIFIED COMPOUNDS

EPA SAMPLE NO.

B-93-2G

Lab Name: NYTEST ENV INC Contract: 9319853

Lab Code: NYTEST Case No.: 15897 SAS No.: _____ SDG No.: _____

Matrix: (soil/water) SOIL Lab Sample ID: 1589703

Sample wt/vol: 5.00 (g/mL) G Lab File ID: M0208

Level: (low/med) LOW Date Received: 02/24/93

% Moisture: not dec. 18 Date Analyzed: 02/26/93

Column (pack/cap) CAP Dilution Factor: 1.0

Number TICs found: 15

CONCENTRATION UNITS:
(ug/L or ug/Kg) UG/KG

CAS NUMBER	COMPOUND NAME	RT	EST. CONC.	Q
1.	UNKNOWN ALKANE	11.04	42	J
2.	UNKNOWN ALKANE	11.47	69	J
3.	UNKNOWN	12.19	60	J
4.	UNKNOWN	14.22	68	J
5.	UNKNOWN ALKANE	15.42	38	J
6.	UNKNOWN ALKANE	18.52	39	J
7.	SUBSTITUTED BENZENE	19.20	40	J
8.	SUBSTITUTED BENZENE	20.29	77	J
9.	UNKNOWN ALKANE	21.42	59	J
10.	SUBSTITUTED BENZENE	21.82	36	J
11.	SUBSTITUTED BENZENE	22.02	56	J
12.	SUBSTITUTED BENZENE	23.00	32	J
13.	UNKNOWN CYCLOALKANE	23.35	29	J
14.	SUBSTITUTED BENZENE	23.94	34	J
15.	SUBSTITUTED BENZENE	24.14	56	J

1A

VOLATILE ORGANICS ANALYSIS DATA SHEET

EPA SAMPLE NO.

B-93-3D

Lab Name: NYTEST ENV INC Contract: 9319853

Lab Code: NYTEST Case No.: 15922 SAS No.: _____ SDG No.: _____

Matrix: (soil/water) SOIL Lab Sample ID: 1592202

Sample wt/vol: 5.00 (g/mL) G Lab File ID: G1224

Level: (low/med) LOW Date Received: 02/26/93

% Moisture: not dec. 22 Date Analyzed: 03/04/93

Column: (pack/cap) CAP Dilution Factor: 1.0

CAS NO.	COMPOUND	CONCENTRATION UNITS: (ug/L or ug/Kg) UG/KG	Q
74-87-3	Chloromethane	13	U
74-83-9	Bromomethane	13	U
75-01-4	Vinyl Chloride	13	U
75-00-3	Chloroethane	13	U
75-09-2	Methylene Chloride	14	~~B~~ U
67-64-1	Acetone	17	~~B~~ U
75-15-0	Carbon Disulfide	6	U
75-35-4	1,1-Dichloroethene	6	U
75-34-3	1,1-Dichloroethane	6	U
540-59-0	1,2-Dichloroethene (total)	6	U
67-66-3	Chloroform	6	U
107-06-2	1,2-Dichloroethane	6	U
78-93-3	2-Butanone	13	U
71-55-6	1,1,1-Trichloroethane	6	U
56-23-5	Carbon Tetrachloride	6	U
108-05-4	Vinyl Acetate	13	U
75-27-4	Bromodichloromethane	6	U
78-87-5	1,2-Dichloropropane	6	U
10061-01-5	cis-1,3-Dichloropropene	6	U
79-01-6	Trichloroethene	6	U
124-48-1	Dibromochloromethane	6	U
79-00-5	1,1,2-Trichloroethane	6	U
71-43-2	Benzene	6	J
10061-02-6	trans-1,3-Dichloropropene	6	U
75-25-2	Bromoform	6	U
108-10-1	4-Methyl-2-Pentanone	13	U
591-78-6	2-Hexanone	13	U
127-18-4	Tetrachloroethene	6	U
79-34-5	1,1,2,2-Tetrachloroethane	6	U
108-88-3	Toluene	3	J
108-90-7	Chlorobenzene	6	U
100-41-4	Ethylbenzene	6	U
100-42-5	Styrene	6	U
1330-20-7	Xylene (total)	6	U

1E

VOLATILE ORGANICS ANALYSIS DATA SHEET
TENTATIVELY IDENTIFIED COMPOUNDS

EPA SAMPLE NO.

B-93-3D

Lab Name: NYTEST ENV INC Contract: 9319853

Lab Code: NYTEST Case No.: 15922 SAS No.: _____ SDG No.: _____

Matrix: (soil/water) SOIL Lab Sample ID: 1592202

Sample wt/vol: 5.00 (g/mL) G Lab File ID: G1224

Level: (low/med) LOW Date Received: 02/26/93

% Moisture: not dec. 22 Date Analyzed: 03/04/93

Column (pack/cap) CAP Dilution Factor: 1.0

Number TICs found: 0

CONCENTRATION UNITS:
(ug/L or ug/Kg) UG/KG

CAS NUMBER	COMPOUND NAME	RT	EST. CONC.	Q

1B

SEMIVOLATILE ORGANICS ANALYSIS DATA SHEET

EPA SAMPLE NO.

B-93-2B

Lab Name: NYTEST ENV INC Contract: 9319853

Lab Code: NYTEST Case No.: 15897 SAS No.: _____ SDG No.: _____

Matrix: (soil/water) SOIL Lab Sample ID: 1589704

Sample wt/vol: 30.00 (g/mL) G Lab File ID: H0704

Level: (low/med) LOW Date Received: 02/24/93

% Moisture: not dec. 5 dec. ____ Date Extracted: 03/01/93

Extraction: (SepF/Cont/Sonc) SONC Date Analyzed: 03/10/93

GPC Cleanup: (Y/N) Y pH: 7.0 Dilution Factor: 0.50

CAS NO.	COMPOUND	CONCENTRATION UNITS: (ug/L or ug/Kg) UG/KG	Q
108-95-2	Phenol	350	U
111-44-4	bis(2-Chloroethyl)Ether	350	U
95-57-8	2-Chlorophenol	350	U
541-73-1	1,3-Dichlorobenzene	350	U
106-46-7	1,4-Dichlorobenzene	350	U
100-51-6	Benzyl Alcohol	350	U
95-50-1	1,2-Dichlorobenzene	350	U
95-48-7	2-Methylphenol	350	U
39638-32-9	bis(2-Chloroisopropyl)Ether	350	U
106-44-5	4-Methylphenol	350	U
621-64-7	N-Nitroso-Di-n-Propylamine	350	U
67-72-1	Hexachloroethane	350	U
98-95-3	Nitrobenzene	350	U
78-59-1	Isophorone	350	U
88-75-5	2-Nitrophenol	350	U
105-67-9	2,4-Dimethylphenol	350	U
65-85-0	Benzoic Acid	1700	U
111-91-1	bis(2-Chloroethoxy)Methane	350	U
120-83-2	2,4-Dichlorophenol	350	U
120-82-1	1,2,4-Trichlorobenzene	350	U
91-20-3	Naphthalene	350	U
106-47-8	4-Chloroaniline	350	U
87-68-3	Hexachlorobutadiene	350	U
59-50-7	4-Chloro-3-Methylphenol	350	U
91-57-6	2-Methylnaphthalene	350	U
77-47-4	Hexachlorocyclopentadiene	350	U
88-06-2	2,4,6-Trichlorophenol	350	U
95-95-4	2,4,5-Trichlorophenol	1700	U
91-58-7	2-Chloronaphthalene	350	U
88-74-4	2-Nitroaniline	1700	U
131-11-3	Dimethylphthalate	350	U
208-96-8	Acenaphthylene	350	U
606-20-2	2,6-Dinitrotoluene	350	U

1C

SEMIVOLATILE ORGANICS ANALYSIS DATA SHEET

EPA SAMPLE NO.

B-93-2B

Lab Name: NYTEST ENV INC Contract: 9319853

Lab Code: NYTEST Case No.: 15897 SAS No.: _____ SDG No.: _____

Matrix: (soil/water) SOIL Lab Sample ID: 1589704

Sample wt/vol: 30.00 (g/mL) G Lab File ID: H0704

Level: (low/med) LOW Date Received: 02/24/93

% Moisture: not dec. 5 dec. ____ Date Extracted: 03/01/93

Extraction: (SepF/Cont/Sonc) SONC Date Analyzed: 03/10/93

GPC Cleanup: (Y/N) Y pH: 7.0 Dilution Factor: 0.50

CAS NO.	COMPOUND	CONCENTRATION UNITS: (ug/L or ug/Kg) UG/KG	Q
99-09-2	3-Nitroaniline	1700	U
83-32-9	Acenaphthene	350	U
51-28-5	2,4-Dinitrophenol	1700	U
100-02-7	4-Nitrophenol	1700	U
132-64-9	Dibenzofuran	350	U
121-14-2	2,4-Dinitrotoluene	350	U
84-66-2	Diethylphthalate	350	U
7005-72-3	4-Chlorophenyl-phenylether	350	U
86-73-7	Fluorene	350	U
100-10-6	4-Nitroaniline	1700	U
534-52-1	4,6-Dinitro-2-Methylphenol	1700	U
86-30-6	N-Nitrosodiphenylamine (1)	350	U
101-55-3	4-Bromophenyl-phenylether	350	U
118-74-1	Hexachlorobenzene	350	U
87-86-5	Pentachlorophenol	1700	U
85-01-8	Phenanthrene	350	U
120-12-7	Anthracene	350	U
84-74-2	Di-n-Butylphthalate	350	U
206-44-0	Fluoranthene	350	U
129-00-0	Pyrene	350	U
85-68-7	Butylbenzylphthalate	350	U
91-94-1	3,3'-Dichlorobenzidine	690	U
56-55-3	Benzo(a)Anthracene	350	U
218-01-9	Chrysene	350	U
117-81-7	bis(2-Ethylhexyl)Phthalate	380	
117-84-0	Di-n-Octyl Phthalate	41	J
205-99-2	Benzo(b)Fluoranthene	350	U
207-08-9	Benzo(k)Fluoranthene	350	U
50-32-8	Benzo(a)Pyrene	350	U
193-39-5	Indeno(1,2,3-cd)Pyrene	350	U
53-70-3	Dibenz(a,h)Anthracene	350	U
191-24-2	Benzo(g,h,i)Perylene	350	U

(1) - Cannot be separated from Diphenylamine

1F

SEMIVOLATILE ORGANICS ANALYSIS DATA SHEET
TENTATIVELY IDENTIFIED COMPOUNDS

EPA SAMPLE NO.

B-93-2B

Lab Name: NYTEST ENV INC Contract: 9319853

Lab Code: NYTEST Case No.: 15897 SAS No.: _____ SDG No.: _____

Matrix: (soil/water) SOIL Lab Sample ID: 1589704

Sample wt/vol: 30.00 (g/mL) G Lab File ID: H0704

Level: (low/med) LOW Date Received: 02/24/93

% Moisture: not dec. 5 dec. ____ Date Extracted: 03/01/93

Extraction: (SepF/Cont/Sonc) SONC Date Analyzed: 03/10/93

GPC Cleanup: (Y/N) Y pH: 7.0 Dilution Factor: 0.50

Number TICs found: 15

CONCENTRATION UNITS:
(ug/L or ug/Kg) UG/KG

CAS NUMBER	COMPOUND NAME	RT	EST. CONC.	Q
1.	UNKNOWN	3.77	12000	JAB
2.	UNKNOWN C6H10O2	5.06	260	J
3.	UNKNOWN CYCLOALKANE	7.60	210	J
4.	DECAHYDRONAPHTHALENE ISOMER	8.21	330	J
5.	UNKNOWN CYCLOALKANE	8.64	370	J
6.	UNKNOWN	9.21	210	J
7.	UNKNOWN ALKANE	9.39	730	J
8.	UNKNOWN ALKANE	9.60	280	J
9.	UNKNOWN	9.72	300	J
10.	UNKNOWN	10.11	210	J
11.	UNKNOWN ALKANE	10.25	140	J
12.	UNKNOWN	10.64	220	J
13.	UNKNOWN	11.64	150	J
14.	UNKNOWN ALKANE	11.92	210	J
15.	UNKNOWN	22.90	1100	JB

MS

MS

1B

SEMIVOLATILE ORGANICS ANALYSIS DATA SHEET

EPA SAMPLE NO.

B-93-2E

Lab Name: NYTEST ENV INC Contract: 9319853

Lab Code: NYTEST Case No.: 15897 SAS No.: _____ SDG No.: _____

Matrix: (soil/water) SOIL Lab Sample ID: 1589705

Sample wt/vol: 30.00 (g/mL) G Lab File ID: H0641

Level: (low/med) LOW Date Received: 02/24/93

% Moisture: not dec. 18 dec. ____ Date Extracted: 03/01/93

Extraction: (SepF/Cont/Sonc) SONC Date Analyzed: 03/06/93

GPC Cleanup: (Y/N) Y pH: 7.1 Dilution Factor: 0.50

CAS NO.	COMPOUND	CONCENTRATION UNITS: (ug/L or ug/Kg) UG/KG	Q
108-95-2	Phenol	400	U
111-44-4	bis(2-Chloroethyl)Ether	400	U
95-57-8	2-Chlorophenol	400	U
541-73-1	1,3-Dichlorobenzene	400	U
106-46-7	1,4-Dichlorobenzene	400	U
100-51-6	Benzyl Alcohol	400	U
95-50-1	1,2-Dichlorobenzene	400	U
95-48-7	2-Methylphenol	400	U
39638-32-9	bis(2-Chloroisopropyl)Ether	400	U
106-44-5	4-Methylphenol	400	U
621-64-7	N-Nitroso-Di-n-Propylamine	400	U
67-72-1	Hexachloroethane	400	U
98-95-3	Nitrobenzene	400	U
78-59-1	Isophorone	400	U
88-75-5	2-Nitrophenol	400	U
105-67-9	2,4-Dimethylphenol	400	U
65-85-0	Benzoic Acid	2000	U
111-91-1	bis(2-Chloroethoxy)Methane	400	U
120-83-2	2,4-Dichlorophenol	400	U
120-82-1	1,2,4-Trichlorobenzene	400	U
91-20-3	Naphthalene	1100	
106-47-8	4-Chloroaniline	400	U
87-68-3	Hexachlorobutadiene	400	U
59-50-7	4-Chloro-3-Methylphenol	400	U
91-57-6	2-Methylnaphthalene	2000	
77-47-4	Hexachlorocyclopentadiene	400	U
88-06-2	2,4,6-Trichlorophenol	400	U
95-95-4	2,4,5-Trichlorophenol	2000	U
91-58-7	2-Chloronaphthalene	400	U
88-74-4	2-Nitroaniline	2000	U
131-11-3	Dimethylphthalate	400	U
208-96-8	Acenaphthylene	69	J
606-20-2	2,6-Dinitrotoluene	400	U

1C

SEMIVOLATILE ORGANICS ANALYSIS DATA SHEET

EPA SAMPLE NO.

B-93-2E

Lab Name: NYTEST ENV INC Contract: 9319853

Lab Code: NYTEST Case No.: 15897 SAS No.: _____ SDG No.: _____

Matrix: (soil/water) SOIL Lab Sample ID: 1589705

Sample wt/vol: 30.00 (g/mL) G Lab File ID: H0641

Level: (low/med) LOW Date Received: 02/24/93

% Moisture: not dec. 18 dec. ____ Date Extracted: 03/01/93

Extraction: (SepF/Cont/Sonc) SONC Date Analyzed: 03/06/93

GPC Cleanup: (Y/N) Y pH: 7.1 Dilution Factor: 0.50

CAS NO.	COMPOUND	CONCENTRATION UNITS: (ug/L or ug/Kg) UG/KG	Q
99-09-2	3-Nitroaniline	2000	U
83-32-9	Acenaphthene	400	U
51-28-5	2,4-Dinitrophenol	2000	U
100-02-7	4-Nitrophenol	2000	U
132-64-9	Dibenzofuran	120	J
121-14-2	2,4-Dinitrotoluene	400	U
84-66-2	Diethylphthalate	400	U
7005-72-3	4-Chlorophenyl-phenylether	400	U
86-73-7	Fluorene	260	J
100-10-6	4-Nitroaniline	2000	U
534-52-1	4,6-Dinitro-2-Methylphenol	2000	U
86-30-6	N-Nitrosodiphenylamine (1)	400	U
101-55-3	4-Bromophenyl-phenylether	400	U
118-74-1	Hexachlorobenzene	400	U
87-86-5	Pentachlorophenol	2000	U
85-01-8	Phenanthrene	250	J
120-12-7	Anthracene	400	U
84-74-2	Di-n-Butylphthalate	400	U
206-44-0	Fluoranthene	400	U
129-00-0	Pyrene	400	U
85-68-7	Butylbenzylphthalate	400	U
91-94-1	3,3'-Dichlorobenzidine	810	U
56-55-3	Benzo(a)Anthracene	400	U
218-01-9	Chrysene	400	U
117-81-7	bis(2-Ethylhexyl)Phthalate	270	J
117-84-0	Di-n-Octyl Phthalate	400	U
205-99-2	Benzo(b)Fluoranthene	400	U
207-08-9	Benzo(k)Fluoranthene	400	U
50-32-8	Benzo(a)Pyrene	400	U
193-39-5	Indeno(1,2,3-cd)Pyrene	400	U
53-70-3	Dibenz(a,h)Anthracene	400	U
191-24-2	Benzo(g,h,i)Perylene	400	U

(1) - Cannot be separated from Diphenylamine

1F

SEMIVOLATILE ORGANICS ANALYSIS DATA SHEET
TENTATIVELY IDENTIFIED COMPOUNDS

EPA SAMPLE NO.

B-93-2E

Lab Name: NYTEST ENV INC Contract: 9319853

Lab Code: NYTEST Case No.: 15897 SAS No.: _____ SDG No.: _____

Matrix: (soil/water) SOIL Lab Sample ID: 1589705

Sample wt/vol: 30.00 (g/mL) G Lab File ID: H0641

Level: (low/med) LOW Date Received: 02/24/93

% Moisture: not dec. 18 dec. ____ Date Extracted: 03/01/93

Extraction: (SepF/Cont/Sonc) SONC Date Analyzed: 03/06/93

GPC Cleanup: (Y/N) Y pH: 7.1 Dilution Factor: 0.50

Number TICs found: 15

CONCENTRATION UNITS:
(ug/L or ug/Kg) UG/KG

CAS NUMBER	COMPOUND NAME	RT	EST. CONC.	Q
1.	UNKNOWN	3.77	3200	JAB
2.	UNKNOWN ALKANE	5.09	2600	J
3.	UNKNOWN ALKANE	5.70	4100	J
4.	SUBSTITUTED BENZENE	6.01	2500	J
5.	SUBSTITUTED BENZENE	8.23	2300	J
6.	UNKNOWN ALKANE	9.17	2200	J
7.	UNKNOWN ALKANE	10.46	2400	J
8.	UNKNOWN ALKANE	11.72	2000	J
9.	UNKNOWN ALKANE	12.03	3800	J
10.	UNKNOWN ALKANE	12.42	5600	J
11.	UNKNOWN	12.85	2000	J
12.	UNKNOWN ALKANE	13.03	460	J
13.	UNKNOWN ALKANE	14.38	510	J
14.	UNKNOWN ALKANE	16.84	8700	J
15.	UNKNOWN ALKANE	17.75	4600	J

1B

SEMIVOLATILE ORGANICS ANALYSIS DATA SHEET

EPA SAMPLE NO.

B-93-2H

Lab Name: NYTEST ENV INC Contract: 9319853

Lab Code: NYTEST Case No.: 15897 SAS No.: _____ SDG No.: _____

Matrix: (soil/water) SOIL Lab Sample ID: 1589706

Sample wt/vol: 30.00 (g/mL) G Lab File ID: H0708

Level: (low/med) LOW Date Received: 02/24/93

% Moisture: not dec. 17 dec. ____ Date Extracted: 03/01/93

Extraction: (SepF/Cont/Sonc) SONC Date Analyzed: 03/10/93

GPC Cleanup: (Y/N) Y pH: 6.4 Dilution Factor: 0.50

CAS NO.	COMPOUND	CONCENTRATION UNITS: (ug/L or ug/Kg) UG/KG	Q
108-95-2	Phenol	400	U
111-44-4	bis(2-Chloroethyl)Ether	400	U
95-57-8	2-Chlorophenol	400	U
541-73-1	1,3-Dichlorobenzene	400	U
106-46-7	1,4-Dichlorobenzene	400	U
100-51-6	Benzyl Alcohol	400	U
95-50-1	1,2-Dichlorobenzene	400	U
95-48-7	2-Methylphenol	400	U
39638-32-9	bis(2-Chloroisopropyl)Ether	400	U
106-44-5	4-Methylphenol	400	U
621-64-7	N-Nitroso-Di-n-Propylamine	400	U
67-72-1	Hexachloroethane	400	U
98-95-3	Nitrobenzene	400	U
78-59-1	Isophorone	400	U
88-75-5	2-Nitrophenol	400	U
105-67-9	2,4-Dimethylphenol	400	U
65-85-0	Benzoic Acid	1900	U
111-91-1	bis(2-Chloroethoxy)Methane	400	U
120-83-2	2,4-Dichlorophenol	400	U
120-82-1	1,2,4-Trichlorobenzene	400	U
91-20-3	Naphthalene	400	U
106-47-8	4-Chloroaniline	400	U
87-68-3	Hexachlorobutadiene	400	U
59-50-7	4-Chloro-3-Methylphenol	400	U
91-57-6	2-Methylnaphthalene	31	J
77-47-4	Hexachlorocyclopentadiene	400	U
88-06-2	2,4,6-Trichlorophenol	400	U
95-95-4	2,4,5-Trichlorophenol	1900	U
91-58-7	2-Chloronaphthalene	400	U
88-74-4	2-Nitroaniline	1900	U
131-11-3	Dimethylphthalate	400	U
208-96-8	Acenaphthylene	400	U
606-20-2	2,6-Dinitrotoluene	400	U

1C

SEMIVOLATILE ORGANICS ANALYSIS DATA SHEET

EPA SAMPLE NO.

B-93-2H

Lab Name: NYTEST ENV INC Contract: 9319853

Lab Code: NYTEST Case No.: 15897 SAS No.: _____ SDG No.: _____

Matrix: (soil/water) SOIL Lab Sample ID: 1589706

Sample wt/vol: 30.00 (g/mL) G Lab File ID: H0708

Level: (low/med) LOW Date Received: 02/24/93

% Moisture: not dec. 17 dec. ____ Date Extracted: 03/01/93

Extraction: (SepF/Cont/Sonc) SONC Date Analyzed: 03/10/93

GPC Cleanup: (Y/N) Y pH: 6.4 Dilution Factor: 0.50

CAS NO.	COMPOUND	CONCENTRATION UNITS: (ug/L or ug/Kg) UG/KG	Q
99-09-2	3-Nitroaniline	1900	U
83-32-9	Acenaphthene	400	U
51-28-5	2,4-Dinitrophenol	1900	U
100-02-7	4-Nitrophenol	1900	U
132-64-9	Dibenzofuran	400	U
121-14-2	2,4-Dinitrotoluene	400	U
84-66-2	Diethylphthalate	400	U
7005-72-3	4-Chlorophenyl-phenylether	400	U
86-73-7	Fluorene	400	U
100-10-6	4-Nitroaniline	1900	U
534-52-1	4,6-Dinitro-2-Methylphenol	1900	U
86-30-6	N-Nitrosodiphenylamine (1)	400	U
101-55-3	4-Bromophenyl-phenylether	400	U
118-74-1	Hexachlorobenzene	400	U
87-86-5	Pentachlorophenol	1900	U
85-01-8	Phenanthrene	16	J
120-12-7	Anthracene	2	J
84-74-2	Di-n-Butylphthalate	400	U
206-44-0	Fluoranthene	400	U
129-00-0	Pyrene	400	U
85-68-7	Butylbenzylphthalate	400	U
91-94-1	3,3'-Dichlorobenzidine	800	U
56-55-3	Benzo(a)Anthracene	400	U
218-01-9	Chrysene	400	U
117-81-7	bis(2-Ethylhexyl)Phthalate	42	J
117-84-0	Di-n-Octyl Phthalate	400	U
205-99-2	Benzo(b)Fluoranthene	400	U
207-08-9	Benzo(k)Fluoranthene	400	U
50-32-8	Benzo(a)Pyrene	400	U
193-39-5	Indeno(1,2,3-cd)Pyrene	400	U
53-70-3	Dibenz(a,h)Anthracene	400	U
191-24-2	Benzo(g,h,i)Perylene	400	U

(1) - Cannot be separated from Diphenylamine

1F

SEMIVOLATILE ORGANICS ANALYSIS DATA SHEET
TENTATIVELY IDENTIFIED COMPOUNDS

EPA SAMPLE NO.

B-93-2H

Lab Name: NYTEST ENV INC Contract: 9319853

Lab Code: NYTEST Case No.: 15897 SAS No.: _____ SDG No.: _____

Matrix: (soil/water) SOIL Lab Sample ID: 1589706

Sample wt/vol: 30.00 (g/mL) G Lab File ID: H0708

Level: (low/med) LOW Date Received: 02/24/93

% Moisture: not dec. 17 dec. ____ Date Extracted: 03/01/93

Extraction: (SepF/Cont/Sonc) SONC Date Analyzed: 03/10/93

GPC Cleanup: (Y/N) Y pH: 6.4 Dilution Factor: 0.50

Number TICs found: 15

CONCENTRATION UNITS:
(ug/L or ug/Kg) UG/KG

CAS NUMBER	COMPOUND NAME	RT	EST. CONC.	Q
1.	UNKNOWN	3.77	13000	JAB
2.	UNKNOWN ALKANE	5.59	240	J
3.	UNKNOWN CYCLOALKANE	7.56	200	J
4.	UNKNOWN ALKANE	10.35	100	J
5.	UNKNOWN ALKANE	11.90	240	J
6.	UNKNOWN ALKANE	12.29	410	J
7.	UNKNOWN	12.94	140	J
8.	UNKNOWN ALKANE	13.29	100	J
9.	UNKNOWN ALKANE	14.30	180	J
10.	UNKNOWN ALKANE	14.73	220	J
11.	UNKNOWN ALKANE	15.79	130	J
12.	SUBSTITUTED PHENOL	16.08	110	JB
13.	UNKNOWN ALKANE	16.77	190	J
14.	UNKNOWN	20.49	100	JB
15.	UNKNOWN	22.90	1800	JB

nytest environmental inc.

REPORT OF ANALYSIS

Log In No.: 15897

We find as follows:

Results in mg/kg (dry wt. basis):

Sample Identification	Parameter(s)
	TPHC 310-14
1589704 B-93-2B	<10.0

nytest environmental inc

REPORT OF ANALYSIS

Log In No.: 15897

We find as follows:

Results in mg/kg (dry wt. basis):

Sample Identification	Parameter(s)	
	TPHC 310-14	
1589705 B-93-2E	550.0	(Kerosene)
	PRESENT	(Gasoline)

nytest environmental inc.

REPORT OF ANALYSIS

Log In No.: 15897

We find as follows:

Results in mg/kg (dry wt. basis):

Sample Identification	Parameter(s)
	TPHC 310-14
1589706 B-93-2H	<10.0

Form II

2B

SOIL VOLATILE SURROGATE RECOVERY

Lab Name: NYTEST ENV INC Contract: 9319853

Lab Code: NYTEST Case No.: 15897 SAS No.: _____ SDG No.: _____

Level:(low/med) LOW

	EPA SAMPLE NO.	S1 (TOL)#	S2 (BFB)#	S3 (DCE)#	OTHER	TOT OUT
01	B-93-2A	102	106	96	0	0
02	B-93-2G	102	101	95	0	0
03	VBLKM26	100	101	94	0	0

	QC LIMITS
S1 (TOL) = Toluene-d8	(81-117)
S2 (BFB) = Bromofluorobenzene	(74-121)
S3 (DCE) = 1,2-Dichloroethane-d4	(70-121)

Column to be used to flag recovery values

* Values outside of contract required QC limits

D Surrogates diluted out

0000035

2B

SOIL VOLATILE SURROGATE RECOVERY

Lab Name: NYTEST ENV INC Contract: 9319853

Lab Code: NYTEST Case No.: 15922 SAS No.: _____ SDG No.: _____

Level:(low/med) LOW

	EPA SAMPLE NO.	S1 (TOL)#	S2 (BFB)#	S3 (DCE)#	OTHER	TOT OUT
~~01~~	~~B-93-3A~~	~~105~~	~~92~~	~~104~~	~~0~~	~~0~~
02	B-93-3D	103	94	103	0	0
~~03~~	~~B-93-3G~~	~~104~~	~~90~~	~~103~~	~~0~~	~~0~~
~~04~~	~~MGB~~	~~102~~	~~90~~	~~104~~	~~0~~	~~0~~
05	B-93-3DMS	101	91	104	0	0
06	B-93-3DMSD	103	86	105	0	0
07	VBLKG2	103	92	101	0	0

	QC LIMITS
S1 (TOL) = Toluene-d8	(81-117)
S2 (BFB) = Bromofluorobenzene	(74-121)
S3 (DCE) = 1,2-Dichloroethane-d4	(70-121)

Column to be used to flag recovery values

* Values outside of contract required QC limits

D Surrogates diluted out

0000036

FORM II VOA-2 1/87 Rev.

2B

SOIL VOLATILE SURROGATE RECOVERY

Lab Name: NYTEST ENV INC Contract: 9319853

Lab Code: NYTEST Case No.: 15897 SAS No.: _____ SDG No.: _____

Level:(low/med) MED

	EPA SAMPLE NO.	S1 (TOL)#	S2 (BFB)#	S3 (DCE)#	OTHER	TOT OUT
01	B-93-2D	104	103	104	0	0
02	B-93-2DDL	170 *	188 *	134 *	0	3
03	B-93-2DMS	108	110	108	0	0
04	B-93-2DMSD	92	89	88	0	0
05	VBLKD26	102	101	98	0	0
06	VBLKD28	96	99	92	0	0

	QC LIMITS
S1 (TOL) = Toluene-d8	(81-117)
S2 (BFB) = Bromofluorobenzene	(74-121)
S3 (DCE) = 1,2-Dichloroethane-d4	(70-121)

Column to be used to flag recovery values

* Values outside of contract required QC limits

D Surrogates diluted out

0000037

2D

SOIL SEMIVOLATILE SURROGATE RECOVERY

Lab Name: NYTEST ENV INC Contract: 9319853

Lab Code: NYTEST Case No.: 15897 SAS No.: _____ SDG No.: _____

Level:(low/med) LOW

	EPA SAMPLE NO.	S1 (NBZ)#	S2 (FBP)#	S3 (TPH)#	S4 (PHL)#	S5 (2FP)#	S6 (TBP)#	OTHER	TOT OUT
01	B-93-2B	64	69	63	75	70	66	0	0
02	B-93-2E	77	67	22	60	60	52	0	0
03	B-93-2H	70	72	64	81	69	41	0	0
04	B-93-2HMS	69	80	61	75	70	65	0	0
05	B-93-2HMSD	74	87	60	81	76	67	0	0
06	SBLK09	82	94	78	92	90	72	0	0

	QC LIMITS
S1 (NBZ) = Nitrobenzene-d5	(23-120)
S2 (FBP) = 2-Fluorobiphenyl	(30-115)
S3 (TPH) = Terphenyl	(18-137)
S4 (PHL) = Phenol-d5	(24-113)
S5 (2FP) = 2-Fluorophenol	(25-121)
S6 (TBP) = 2,4,6-Tribromophenol	(19-122)

Column to be used to flag recovery values
* Values outside of contract required QC limits
D Surrogates diluted out

Form III

3B

SOIL VOLATILE MATRIX SPIKE/MATRIX SPIKE DUPLICATE RECOVERY

Lab Name: NYTEST ENV INC Contract: 9319853

Lab Code: NYTEST Case No.: 15922 SAS No.: _____ SDG No.: _____

Matrix Spike - EPA Sample No.: B-93-3D Level:(low/med) LOW

COMPOUND	SPIKE ADDED (ug/Kg)	SAMPLE CONCENTRATION (ug/Kg)	MS CONCENTRATION (ug/Kg)	MS % REC #	QC LIMITS REC.
1,1-Dichloroethene	64.1	0	53.1	83	59-172
Trichloroethene	64.1	0	59.2	92	62-137
Benzene	64.1	5.70	62.5	89	66-142
Toluene	64.1	2.68	65.9	99	59-139
Chlorobenzene	64.1	0	66.0	103	60-133

COMPOUND	SPIKE ADDED (ug/Kg)	MSD CONCENTRATION (ug/Kg)	MSD % REC #	% RPD #	QC LIMITS RPD	QC LIMITS REC.
1,1-Dichloroethene	64.1	49.0	76	9	22	59-172
Trichloroethene	64.1	49.0	76	19	24	62-137
Benzene	64.1	58.9	83	7	21	66-142
Toluene	64.1	58.3	87	13	21	59-139
Chlorobenzene	64.1	56.5	88	16	21	60-133

Column to be used to flag recovery and RPD values with an asterisk

* Values outside of QC limits

RPD: 0 out of 5 outside limits
Spike Recovery: 0 out of 10 outside limits

COMMENTS: REMEDIATION TECH.,B-93-3D/15922-02,REC'D 2/26/93
5G/5MLS,INST.G

0000040

SOIL VOLATILE MATRIX SPIKE/MATRIX SPIKE DUPLICATE RECOVERY

Lab Name: NYTEST ENV INC Contract: 9319853

Lab Code: NYTEST Case No.: 15897 SAS No.: _____ SDG No.: _____

Matrix Spike - EPA Sample No.: B-93-2D Level:(low/med) MED

COMPOUND	SPIKE ADDED (ug/Kg)	SAMPLE CONCENTRATION (ug/Kg)	MS CONCENTRATION (ug/Kg)	MS % REC #	QC LIMITS REC.
1,1-Dichloroethene	7720	0	6140	80	59-172
Trichloroethene	7720	0	6310	82	62-137
Benzene	7720	0	7170	93	66-142
Toluene	7720	57100	63400	82	59-139
Chlorobenzene	7720	0	0	0 *	60-133

COMPOUND	SPIKE ADDED (ug/Kg)	MSD CONCENTRATION (ug/Kg)	MSD % REC #	% RPD #	QC LIMITS RPD	QC LIMITS REC.
1,1-Dichloroethene	7720	4250	55 *	37 *	22	59-172
Trichloroethene	7720	4550	59 *	33 *	24	62-137
Benzene	7720	4830	63 *	38 *	21	66-142
Toluene	7720	36700	-264 *	-380 *	21	59-139
Chlorobenzene	7720	0	0 *	0	21	60-133

Column to be used to flag recovery and RPD values with an asterisk

* Values outside of QC limits

RPD: 4 out of 5 outside limits
Spike Recovery: 6 out of 10 outside limits

COMMENTS: REMEDIATION TECH.,B-93-2D/15897-02,REC'D 2/24/93
100UL(4G/10MLS)/5MLS,INST.D

0000041

SOIL SEMIVOLATILE MATRIX SPIKE/MATRIX SPIKE DUPLICATE RECOVERY

Lab Name: NYTEST ENV INC Contract: 9319853

Lab Code: NYTEST Case No.: 15897 SAS No.: _____ SDG No.: _____

Matrix Spike - EPA Sample No.: B-93-2H Level:(low/med) LOW

COMPOUND	SPIKE ADDED (ug/Kg)	SAMPLE CONCENTRATION (ug/Kg)	MS CONCENTRATION (ug/Kg)	MS % REC #	QC LIMITS REC.
Phenol	8030	0	2250	28	26- 90
2-Chlorophenol	8030	0	2000	25	25-102
1,4-Dichlorobenzene	4020	0	1250	31	28 104
N-Nitroso-di-n-prop.(1)	4020	0	1390	35 *	41 126
1,2,4-Trichlorobenzene	4020	0	1270	32 *	38 107
4-Chloro-3-methylphenol	8030	0	2120	26	26 103
Acenaphthene	4020	0	1600	40	31-137
4-Nitrophenol	8030	0	3150	39	11-114
2,4-Dinitrotoluene	4020	0	1550	39	28- 89
Pentachlorophenol	8030	0	3050	38	17-109
Pyrene	4020	0	1240	31 *	35-142

COMPOUND	SPIKE ADDED (ug/Kg)	MSD CONCENTRATION (ug/Kg)	MSD % REC #	% RPD #	QC LIMITS RPD	QC LIMITS REC.
Phenol	8030	2420	30	-7	35	26- 90
2-Chlorophenol	8030	2180	27	-8	50	25-102
1,4-Dichlorobenzene	4020	1410	35	-12	27	28 104
N-Nitroso-di-n-prop.(1)	4020	1550	39 *	-11	38	41 126
1,2,4-Trichlorobenzene	4020	1350	34 *	-6	23	38 107
4-Chloro-3-methylphenol	8030	2240	28	-7	33	26 103
Acenaphthene	4020	1660	41	-2	19	31-137
4-Nitrophenol	8030	3260	41	-5	50	11-114
2,4-Dinitrotoluene	4020	1660	41	-5	47	28- 89
Pentachlorophenol	8030	4660	58	-42	47	17-109
Pyrene	4020	1110	28 *	10	36	35-142

(1) N-Nitroso-di-n-propylamine

Column to be used to flag recovery and RPD values with an asterisk
* Values outside of QC limits

RPD: 0 out of 11 outside limits
Spike Recovery: 6 out of 22 outside limits

COMMENTS:

0000042

Form IV

4A

VOLATILE METHOD BLANK SUMMARY

Lab Name: NYTEST ENV INC Contract: 9319853

Lab Code: NYTEST Case No.: 15897 SAS No.: _____ SDG No.: _____

Lab File ID: D4699 Lab Sample ID: VBLKD26

Date Analyzed: 03/02/93 Time Analyzed: 1147

Matrix: (soil/water) SOIL Level:(low/med) MED

Instrument ID: FIN_D

THIS METHOD BLANK APPLIES TO THE FOLLOWING SAMPLES, MS AND MSD:

	EPA SAMPLE NO.	LAB SAMPLE ID	LAB FILE ID	TIME ANALYZED
01	B-93-2D	1589702	D4708	1932
02	B-93-2DMS	1589702	D4709	2022

COMMENTS: VBLKD26
100UL/5ML,INST D

0000044

FORM IV VOA 1/87 Rev.

1A

VOLATILE ORGANICS ANALYSIS DATA SHEET

EPA SAMPLE NO.

VBLKD26

Lab Name: NYTEST ENV INC Contract: 9319853

Lab Code: NYTEST Case No.: 15897 SAS No.: _____ SDG No.: _____

Matrix: (soil/water) SOIL Lab Sample ID: VBLKD26

Sample wt/vol: 4.00 (g/mL) G Lab File ID: D4699

Level: (low/med) MED Date Received: _____

% Moisture: not dec. ____ Date Analyzed: 03/02/93

Column: (pack/cap) PACK Dilution Factor: 1.0

CAS NO.	COMPOUND	CONCENTRATION UNITS: (ug/L or ug/Kg) UG/KG	Q
74-87-3	Chloromethane	1200	U
74-83-9	Bromomethane	1200	U
75-01-4	Vinyl Chloride	1200	U
75-00-3	Chloroethane	1200	U
75-09-2	Methylene Chloride	3700	
67-64-1	Acetone	1800	
75-15-0	Carbon Disulfide	620	U
75-35-4	1,1-Dichloroethene	620	U
75-34-3	1,1-Dichloroethane	620	U
540-59-0	1,2-Dichloroethene (total)	620	U
67-66-3	Chloroform	620	U
107-06-2	1,2-Dichloroethane	620	U
78-93-3	2-Butanone	1200	U
71-55-6	1,1,1-Trichloroethane	620	U
56-23-5	Carbon Tetrachloride	620	U
108-05-4	Vinyl Acetate	1200	U
75-27-4	Bromodichloromethane	620	U
78-87-5	1,2-Dichloropropane	620	U
10061-01-5	cis-1,3-Dichloropropene	620	U
79-01-6	Trichloroethene	620	U
124-48-1	Dibromochloromethane	620	U
79-00-5	1,1,2-Trichloroethane	620	U
71-43-2	Benzene	620	U
10061-02-6	trans-1,3-Dichloropropene	620	U
75-25-2	Bromoform	620	U
108-10-1	4-Methyl-2-Pentanone	1200	U
591-78-6	2-Hexanone	1200	U
127-18-4	Tetrachloroethene	620	U
79-34-5	1,1,2,2-Tetrachloroethane	620	U
108-88-3	Toluene	620	U
108-90-7	Chlorobenzene	620	U
100-41-4	Ethylbenzene	620	U
100-42-5	Styrene	620	U
1330-20-7	Xylene (total)	620	U

0000045

1E

EPA SAMPLE NO.

VOLATILE ORGANICS ANALYSIS DATA SHEET
TENTATIVELY IDENTIFIED COMPOUNDS

VBLKD26

Lab Name: NYTEST ENV INC Contract: 9319853

Lab Code: NYTEST Case No.: 15897 SAS No.: _____ SDG No.: _____

Matrix: (soil/water) SOIL Lab Sample ID: VBLKD26

Sample wt/vol: 4.00 (g/mL) G Lab File ID: D4699

Level: (low/med) MED Date Received: _____

% Moisture: not dec. ____ Date Analyzed: 03/02/93

Column (pack/cap) PACK Dilution Factor: 1.0

Number TICs found: 0

CONCENTRATION UNITS:
(ug/L or ug/Kg) UG/KG

CAS NUMBER	COMPOUND NAME	RT	EST. CONC.	Q

0000046

4A

VOLATILE METHOD BLANK SUMMARY

Lab Name: NYTEST ENV INC Contract: 9319853

Lab Code: NYTEST Case No.: 15897 SAS No.: _____ SDG No.: _____

Lab File ID: D4714 Lab Sample ID: VBLKD28

Date Analyzed: 03/03/93 Time Analyzed: 1227

Matrix: (soil/water) SOIL Level:(low/med) MED

Instrument ID: FIN_D

THIS METHOD BLANK APPLIES TO THE FOLLOWING SAMPLES, MS AND MSD:

	EPA SAMPLE NO.	LAB SAMPLE ID	LAB FILE ID	TIME ANALYZED
01	B-93-2DDL	1589702	D4723	2001
02	B-93-2DMSD	1589702	D4724	2047

COMMENTS: VBLKD28
100UL/5ML,INST D

0000047

1A

VOLATILE ORGANICS ANALYSIS DATA SHEET

EPA SAMPLE NO.

VBLKD28

Lab Name: NYTEST ENV INC Contract: 9319853

Lab Code: NYTEST Case No.: 15897 SAS No.: _____ SDG No.: _____

Matrix: (soil/water) SOIL Lab Sample ID: VBLKD28

Sample wt/vol: 4.00 (g/mL) G Lab File ID: D4714

Level: (low/med) MED Date Received: _____

% Moisture: not dec. ____ Date Analyzed: 03/03/93

Column: (pack/cap) PACK Dilution Factor: 1.0

CAS NO.	COMPOUND	CONCENTRATION UNITS: (ug/L or ug/Kg) UG/KG	Q
74-87-3	Chloromethane	1200	U
74-83-9	Bromomethane	1200	U
75-01-4	Vinyl Chloride	1200	U
75-00-3	Chloroethane	1200	U
75-09-2	Methylene Chloride	430	J
67-64-1	Acetone	1200	U
75-15-0	Carbon Disulfide	620	U
75-35-4	1,1-Dichloroethene	620	U
75-34-3	1,1-Dichloroethane	620	U
540-59-0	1,2-Dichloroethene (total)	620	U
67-66-3	Chloroform	620	U
107-06-2	1,2-Dichloroethane	620	U
78-93-3	2-Butanone	1200	U
71-55-6	1,1,1-Trichloroethane	620	U
56-23-5	Carbon Tetrachloride	620	U
108-05-4	Vinyl Acetate	1200	U
75-27-4	Bromodichloromethane	620	U
78-87-5	1,2-Dichloropropane	620	U
10061-01-5	cis-1,3-Dichloropropene	620	U
79-01-6	Trichloroethene	620	U
124-48-1	Dibromochloromethane	620	U
79-00-5	1,1,2-Trichloroethane	620	U
71-43-2	Benzene	620	U
10061-02-6	trans-1,3-Dichloropropene	620	U
75-25-2	Bromoform	620	U
108-10-1	4-Methyl-2-Pentanone	1200	U
591-78-6	2-Hexanone	1200	U
127-18-4	Tetrachloroethene	620	U
79-34-5	1,1,2,2-Tetrachloroethane	620	U
108-88-3	Toluene	620	U
108-90-7	Chlorobenzene	620	U
100-41-4	Ethylbenzene	620	U
100-42-5	Styrene	620	U
1330-20-7	Xylene (total)	620	U

1E

VOLATILE ORGANICS ANALYSIS DATA SHEET
TENTATIVELY IDENTIFIED COMPOUNDS

EPA SAMPLE NO.

VBLKD28

Lab Name: NYTEST ENV INC Contract: 9319853

Lab Code: NYTEST Case No.: 15897 SAS No.: _____ SDG No.: _____

Matrix: (soil/water) SOIL Lab Sample ID: VBLKD28

Sample wt/vol: 4.00 (g/mL) G Lab File ID: D4714

Level: (low/med) MED Date Received: _____

% Moisture: not dec. ____ Date Analyzed: 03/03/93

Column (pack/cap) PACK Dilution Factor: 1.0

Number TICs found: 0

CONCENTRATION UNITS:
(ug/L or ug/Kg) UG/KG

CAS NUMBER	COMPOUND NAME	RT	EST. CONC.	Q

0000049

VOLATILE METHOD BLANK SUMMARY

Lab Name: NYTEST ENV INC Contract: 9319853

Lab Code: NYTEST Case No.: 15922 SAS No.: _____ SDG No.: _____

Lab File ID: G1220 Lab Sample ID: VBLKG2

Date Analyzed: 03/04/93 Time Analyzed: 1032

Matrix: (soil/water) SOIL Level:(low/med) LOW

Instrument ID: FIN_G

THIS METHOD BLANK APPLIES TO THE FOLLOWING SAMPLES, MS AND MSD:

	EPA SAMPLE NO.	LAB SAMPLE ID	LAB FILE ID	TIME ANALYZED
~~01~~	~~B-93-3A~~	~~1592201~~	~~G1222~~	~~1152~~
02	B-93-3D	1592202	G1224	1306
~~03~~	~~B-93-3G~~	~~1592205~~	~~G1223~~	~~1230~~
~~04~~	~~MSB~~	~~MSB~~	~~G1221~~	~~1112~~
05	B-93-3DMS	1592203	G1225	1350
06	B-93-3DMSD	1592204	G1226	1431

COMMENTS: VBLKG2
5G/5MLS,INST.G

0000050

1A

VOLATILE ORGANICS ANALYSIS DATA SHEET

EPA SAMPLE NO.

VBLKG2

Lab Name: NYTEST ENV INC Contract: 9319853

Lab Code: NYTEST Case No.: 15922 SAS No.: _____ SDG No.: _____

Matrix: (soil/water) SOIL Lab Sample ID: VBLKG2

Sample wt/vol: 5.00 (g/mL) G Lab File ID: G1220

Level: (low/med) LOW Date Received: _____

% Moisture: not dec. ____ Date Analyzed: 03/04/93

Column: (pack/cap) CAP Dilution Factor: 1.0

CAS NO.	COMPOUND	CONCENTRATION UNITS: (ug/L or ug/Kg) UG/KG	Q
74-87-3	Chloromethane	10	U
74-83-9	Bromomethane	10	U
75-01-4	Vinyl Chloride	10	U
75-00-3	Chloroethane	10	U
75-09-2	Methylene Chloride	5	
67-64-1	Acetone	8	J
75-15-0	Carbon Disulfide	5	U
75-35-4	1,1-Dichloroethene	5	U
75-34-3	1,1-Dichloroethane	5	U
540-59-0	1,2-Dichloroethene (total)	5	U
67-66-3	Chloroform	5	U
107-06-2	1,2-Dichloroethane	5	U
78-93-3	2-Butanone	10	U
71-55-6	1,1,1-Trichloroethane	5	U
56-23-5	Carbon Tetrachloride	5	U
108-05-4	Vinyl Acetate	10	U
75-27-4	Bromodichloromethane	5	U
78-87-5	1,2-Dichloropropane	5	U
10061-01-5	cis-1,3-Dichloropropene	5	U
79-01-6	Trichloroethene	5	U
124-48-1	Dibromochloromethane	5	U
79-00-5	1,1,2-Trichloroethane	5	U
71-43-2	Benzene	5	U
10061-02-6	trans-1,3-Dichloropropene	5	U
75-25-2	Bromoform	5	U
108-10-1	4-Methyl-2-Pentanone	10	U
591-78-6	2-Hexanone	10	U
127-18-4	Tetrachloroethene	5	U
79-34-5	1,1,2,2-Tetrachloroethane	5	U
108-88-3	Toluene	5	U
108-90-7	Chlorobenzene	5	U
100-41-4	Ethylbenzene	5	U
100-42-5	Styrene	5	U
1330-20-7	Xylene (total)	5	U

1E

VOLATILE ORGANICS ANALYSIS DATA SHEET
TENTATIVELY IDENTIFIED COMPOUNDS

EPA SAMPLE NO.

VBLKG2

Lab Name: NYTEST ENV INC Contract: 9319853

Lab Code: NYTEST Case No.: 15922 SAS No.: _____ SDG No.: _____

Matrix: (soil/water) SOIL Lab Sample ID: VBLKG2

Sample wt/vol: 5.00 (g/mL) G Lab File ID: G1220

Level: (low/med) LOW Date Received: _____

% Moisture: not dec. ____ Date Analyzed: 03/04/93

Column (pack/cap) CAP Dilution Factor: 1.0

Number TICs found: 0

CONCENTRATION UNITS:
(ug/L or ug/Kg) UG/KG

CAS NUMBER	COMPOUND NAME	RT	EST. CONC.	Q

0000052

4A

VOLATILE METHOD BLANK SUMMARY

Lab Name: NYTEST ENV INC Contract: 9319853

Lab Code: NYTEST Case No.: 15897 SAS No.: _____ SDG No.: _____

Lab File ID: M0200 Lab Sample ID: VBLKM26

Date Analyzed: 02/26/93 Time Analyzed: 1613

Matrix: (soil/water) SOIL Level:(low/med) LOW

Instrument ID: HP.M

THIS METHOD BLANK APPLIES TO THE FOLLOWING SAMPLES, MS AND MSD:

	EPA SAMPLE NO.	LAB SAMPLE ID	LAB FILE ID	TIME ANALYZED
01	B-93-2A	1589701	M0207	2035
02	B-93-2G	1589703	M0208	2108

COMMENTS:

0000053

1A

VOLATILE ORGANICS ANALYSIS DATA SHEET

EPA SAMPLE NO.

VBLKM26

Lab Name: NYTEST ENV INC Contract: 9319853

Lab Code: NYTEST Case No.: 15897 SAS No.: _____ SDG No.: _____

Matrix: (soil/water) SOIL Lab Sample ID: VBLKM26

Sample wt/vol: 5.00 (g/mL) G Lab File ID: M0200

Level: (low/med) LOW Date Received: _____

% Moisture: not dec. ____ Date Analyzed: 02/26/93

Column: (pack/cap) CAP Dilution Factor: 1.0

CAS NO.	COMPOUND	CONCENTRATION UNITS: (ug/L or ug/Kg) UG/KG	Q
74-87-3	Chloromethane	10	U
74-83-9	Bromomethane	10	U
75-01-4	Vinyl Chloride	10	U
75-00-3	Chloroethane	10	U
75-09-2	Methylene Chloride	7	
67-64-1	Acetone	10	U
75-15-0	Carbon Disulfide	5	U
75-35-4	1,1-Dichloroethene	5	U
75-34-3	1,1-Dichloroethane	5	U
540-59-0	1,2-Dichloroethene (total)	5	U
67-66-3	Chloroform	5	U
107-06-2	1,2-Dichloroethane	5	U
78-93-3	2-Butanone	10	U
71-55-6	1,1,1-Trichloroethane	5	U
56-23-5	Carbon Tetrachloride	5	U
108-05-4	Vinyl Acetate	10	U
75-27-4	Bromodichloromethane	5	U
78-87-5	1,2-Dichloropropane	5	U
10061-01-5	cis-1,3-Dichloropropene	5	U
79-01-6	Trichloroethene	5	U
124-48-1	Dibromochloromethane	5	U
79-00-5	1,1,2-Trichloroethane	5	U
71-43-2	Benzene	5	U
10061-02-6	trans-1,3-Dichloropropene	5	U
75-25-2	Bromoform	5	U
108-10-1	4-Methyl-2-Pentanone	10	U
591-78-6	2-Hexanone	10	U
127-18-4	Tetrachloroethene	5	U
79-34-5	1,1,2,2-Tetrachloroethane	5	U
108-88-3	Toluene	5	U
108-90-7	Chlorobenzene	5	U
100-41-4	Ethylbenzene	5	U
100-42-5	Styrene	5	U
1330-20-7	Xylene (total)	5	U

1E

VOLATILE ORGANICS ANALYSIS DATA SHEET
TENTATIVELY IDENTIFIED COMPOUNDS

EPA SAMPLE NO.

VBLKM26

Lab Name: NYTEST ENV INC Contract: 9319853

Lab Code: NYTEST Case No.: 15897 SAS No.: _____ SDG No.: _____

Matrix: (soil/water) SOIL Lab Sample ID: VBLKM26

Sample wt/vol: 5.00 (g/mL) G Lab File ID: M0200

Level: (low/med) LOW Date Received: _____

% Moisture: not dec. ____ Date Analyzed: 02/26/93

Column (pack/cap) CAP Dilution Factor: 1.0

Number TICs found: 0

CONCENTRATION UNITS:
(ug/L or ug/Kg) UG/KG

CAS NUMBER	COMPOUND NAME	RT	EST. CONC.	Q

0000055

SEMIVOLATILE METHOD BLANK SUMMARY

Lab Name: NYTEST ENV INC Contract: 9319853

Lab Code: NYTEST Case No.: 15897 SAS No.: _____ SDG No.: _____

Lab File ID: H0703 Lab Sample ID: SBLK09

Date Extracted: 03/01/93 Extraction:(SepF/Cont/Sonc) SONC

Date Analyzed: 03/10/93 Time Analyzed: 0320

Matrix: (soil/water) SOIL Level:(low/med) LOW

Instrument ID: HP.H

THIS METHOD BLANK APPLIES TO THE FOLLOWING SAMPLES, MS AND MSD:

	EPA SAMPLE NO.	LAB SAMPLE ID	LAB FILE ID	DATE ANALYZED
01	B-93-2B	1589704	H0704	03/10/93
02	B-93-2E	1589705	H0641	03/06/93
03	B-93-2H	1589706	H0708	03/10/93
04	B-93-2HMS	1589706	H0706	03/10/93
05	B-93-2HMSD	1589706	H0707	03/10/93

COMMENTS:

1B

SEMIVOLATILE ORGANICS ANALYSIS DATA SHEET

EPA SAMPLE NO.

SBLK09

Lab Name: NYTEST ENV INC Contract: 9319853

Lab Code: NYTEST Case No.: 15897 SAS No.: _____ SDG No.: _____

Matrix: (soil/water) SOIL Lab Sample ID: SBLK09

Sample wt/vol: 30.00 (g/mL) G Lab File ID: H0703

Level: (low/med) LOW Date Received: _____

% Moisture: not dec. ____ dec. ____ Date Extracted: 03/01/93

Extraction: (SepF/Cont/Sonc) SONC Date Analyzed: 03/10/93

GPC Cleanup: (Y/N) Y pH: 5.0 Dilution Factor: 0.50

CAS NO.	COMPOUND	CONCENTRATION UNITS: (ug/L or ug/Kg) UG/KG	Q
108-95-2	Phenol	330	U
111-44-4	bis(2-Chloroethyl)Ether	330	U
95-57-8	2-Chlorophenol	330	U
541-73-1	1,3-Dichlorobenzene	330	U
106-46-7	1,4-Dichlorobenzene	330	U
100-51-6	Benzyl Alcohol	330	U
95-50-1	1,2-Dichlorobenzene	330	U
95-48-7	2-Methylphenol	330	U
39638-32-9	bis(2-Chloroisopropyl)Ether	330	U
106-44-5	4-Methylphenol	330	U
621-64-7	N-Nitroso-Di-n-Propylamine	330	U
67-72-1	Hexachloroethane	330	U
98-95-3	Nitrobenzene	330	U
78-59-1	Isophorone	330	U
88-75-5	2-Nitrophenol	330	U
105-67-9	2,4-Dimethylphenol	330	U
65-85-0	Benzoic Acid	1600	U
111-91-1	bis(2-Chloroethoxy)Methane	330	U
120-83-2	2,4-Dichlorophenol	330	U
120-82-1	1,2,4-Trichlorobenzene	330	U
91-20-3	Naphthalene	330	U
106-47-8	4-Chloroaniline	330	U
87-68-3	Hexachlorobutadiene	330	U
59-50-7	4-Chloro-3-Methylphenol	330	U
91-57-6	2-Methylnaphthalene	330	U
77-47-4	Hexachlorocyclopentadiene	330	U
88-06-2	2,4,6-Trichlorophenol	330	U
95-95-4	2,4,5-Trichlorophenol	1600	U
91-58-7	2-Chloronaphthalene	330	U
88-74-4	2-Nitroaniline	1600	U
131-11-3	Dimethylphthalate	330	U
208-96-8	Acenaphthylene	330	U
606-20-2	2,6-Dinitrotoluene	330	U

1C

SEMIVOLATILE ORGANICS ANALYSIS DATA SHEET

EPA SAMPLE NO.

SBLK09

Lab Name: NYTEST ENV INC Contract: 9319853

Lab Code: NYTEST Case No.: 15897 SAS No.: _____ SDG No.: _____

Matrix: (soil/water) SOIL Lab Sample ID: SBLK09

Sample wt/vol: 30.00 (g/mL) G Lab File ID: H0703

Level: (low/med) LOW Date Received: _____

% Moisture: not dec. ____ dec. ____ Date Extracted: 03/01/93

Extraction: (SepF/Cont/Sonc) SONC Date Analyzed: 03/10/93

GPC Cleanup: (Y/N) Y pH: 5.0 Dilution Factor: 0.50

CAS NO.	COMPOUND	CONCENTRATION UNITS: (ug/L or ug/Kg) UG/KG	Q
99-09-2	3-Nitroaniline	1600	U
83-32-9	Acenaphthene	330	U
51-28-5	2,4-Dinitrophenol	1600	U
100-02-7	4-Nitrophenol	1600	U
132-64-9	Dibenzofuran	330	U
121-14-2	2,4-Dinitrotoluene	330	U
84-66-2	Diethylphthalate	330	U
7005-72-3	4-Chlorophenyl-phenylether	330	U
86-73-7	Fluorene	330	U
100-10-6	4-Nitroaniline	1600	U
534-52-1	4,6-Dinitro-2-Methylphenol	1600	U
86-30-6	N-Nitrosodiphenylamine (1)	330	U
101-55-3	4-Bromophenyl-phenylether	330	U
118-74-1	Hexachlorobenzene	330	U
87-86-5	Pentachlorophenol	1600	U
85-01-8	Phenanthrene	330	U
120-12-7	Anthracene	330	U
84-74-2	Di-n-Butylphthalate	330	U
206-44-0	Fluoranthene	330	U
129-00-0	Pyrene	330	U
85-68-7	Butylbenzylphthalate	330	U
91-94-1	3,3'-Dichlorobenzidine	660	U
56-55-3	Benzo(a)Anthracene	330	U
218-01-9	Chrysene	330	U
117-81-7	bis(2-Ethylhexyl)Phthalate	330	U
117-84-0	Di-n-Octyl Phthalate	330	U
205-99-2	Benzo(b)Fluoranthene	330	U
207-08-9	Benzo(k)Fluoranthene	330	U
50-32-8	Benzo(a)Pyrene	330	U
193-39-5	Indeno(1,2,3-cd)Pyrene	330	U
53-70-3	Dibenz(a,h)Anthracene	330	U
191-24-2	Benzo(g,h,i)Perylene	330	U

(1) - Cannot be separated from Diphenylamine

1F

SEMIVOLATILE ORGANICS ANALYSIS DATA SHEET
TENTATIVELY IDENTIFIED COMPOUNDS

EPA SAMPLE NO.

SBLK09

Lab Name: NYTEST ENV INC Contract: 9319853

Lab Code: NYTEST Case No.: 15897 SAS No.: _____ SDG No.: _____

Matrix: (soil/water) SOIL Lab Sample ID: SBLK09

Sample wt/vol: 30.00 (g/mL) G Lab File ID: H0703

Level: (low/med) LOW Date Received: _____

% Moisture: not dec. ____ dec. ____ Date Extracted: 03/01/93

Extraction: (SepF/Cont/Sonc) SONC Date Analyzed: 03/10/93

GPC Cleanup: (Y/N) Y pH: 5.0 Dilution Factor: 0.50

Number TICs found: 13

CONCENTRATION UNITS:
(ug/L or ug/Kg) UG/KG

CAS NUMBER	COMPOUND NAME	RT	EST. CONC.	Q
1.	UNKNOWN	3.78	13000	JA
2.	UNKNOWN	4.09	69	J
3.	SUBSTITUTED PHENOL	16.07	100	J
4.	UNKNOWN	17.77	130	J
5.	UNKNOWN	20.22	200	J
6.	UNKNOWN	20.46	83	J
7.	UNKNOWN	20.72	130	J
8.	UNKNOWN ALKANE	21.01	98	J
9.	UNKNOWN	21.11	110	J
10.	UNKNOWN ALKANE	21.74	79	J
11.	UNKNOWN ACID	22.56	5000	J
12.	UNKNOWN	22.90	2300	J
13.	UNKNOWN	36.74	190	J

nytest environmental inc.

TPHC 310-14 METHOD BLANK SUMMARY

Lab Name: NYTEST ENV., INC. Contract: 9319853

Lab File ID: 365014 Lab Sample ID: METHOD BLK

Matrix: (soil/water): SOIL Level: (low/med): LOW

Date Extracted: NA Ext: (SepF/Cont/Sonc): NA

Date Analyzed: 3/03/93 Instrument ID: PE3

Time Analyzed: 2:18 GC Column ID (1): DB-5

THIS METHOD BLANK APPLIES TO THE FOLLOWING SAMPLE, MS AND MSD:

EPA SAMPLE NO.	LAB SAMPLE ID.	LAB FILE ID.	DATE ANALYZED	TIME ANALYZED
B-93-2B	1589704	365021	3/03/93	8:30
B-93-2E	1589705	365022	3/03/93	9:23
B-93-2H	1589706	365023	3/03/93	12:30

nytest environmental inc.

REPORT OF ANALYSIS

Log In No.: 15897

We find as follows:

Results in mg/kg (dry wt. basis):

Sample Identification	Parameter(s)
	TPHC 310-14
METHOD BLK	<10.0

Form VIII

8A

VOLATILE INTERNAL STANDARD AREA SUMMARY

Lab Name: NYTEST ENV INC Contract: 9319853

Lab Code: NYTEST Case No.: 15897 SAS No.: _____ SDG No.: _____

Lab File ID (Standard): D4697 Date Analyzed: 03/02/93

Instrument ID: FIN_D Time Analyzed: 0958

Matrix:(soil/water) SOIL Level:(low/med) MED Column:(pack/cap) PACK

		IS1(BCM) AREA #	RT	IS2(DFB) AREA #	RT	IS3(CBZ) AREA #	RT
	12 HOUR STD	72381	11.44	308361	22.70	284567	27.67
	UPPER LIMIT	144762		616722		569134	
	LOWER LIMIT	36190		154180		142284	
	EPA SAMPLE NO.						
01	B-93-2D	53244	11.17	236946	22.50	231437	27.51
02	B-93-2DMS	59058	11.17	241998	22.50	222395	27.47
03	VBLKD26	75292	11.44	321385	22.70	296799	27.67

IS1 (BCM) = Bromochloromethane
IS2 (DFB) = 1,4-Difluorobenzene
IS3 (CBZ) = Chlorobenzene -ds

UPPER LIMIT = + 100% of internal standard area.
LOWER LIMIT = - 50% of internal standard area.

A 4/6/93

Column used to flag internal standard area values with an asterisk

0000063

FORM VIII VOA 1/87 Rev.

8A

VOLATILE INTERNAL STANDARD AREA SUMMARY

Lab Name: NYTEST ENV INC Contract: 9319853

Lab Code: NYTEST Case No.: 15897 SAS No.: _____ SDG No.: _____

Lab File ID (Standard): D4712 Date Analyzed: 03/03/93

Instrument ID: FIN_D Time Analyzed: 0945

Matrix:(soil/water) SOIL Level:(low/med) MED Column:(pack/cap) PACK

		IS1(BCM) AREA #	RT	IS2(DFB) AREA #	RT	IS3(CBZ) AREA #	RT
	12 HOUR STD	83913	11.40	348179	22.70	290218	27.67
	UPPER LIMIT	167826		696358		580436	
	LOWER LIMIT	41956		174090		145109	
	EPA SAMPLE NO.						
01	B-93-2DDL	68340	11.17	271269	22.47	243983	27.47
02	B-93-2DMSD	82329	11.14	344902	22.47	323932	27.47
03	VBLKD28	77097	11.44	329904	22.74	297807	27.71

IS1 (BCM) = Bromochloromethane
IS2 (DFB) = 1,4-Difluorobenzene
IS3 (CBZ) = Chlorobenzene-d5

UPPER LIMIT = + 100% of internal standard area.
LOWER LIMIT = - 50% of internal standard area.

Column used to flag internal standard area values with an asterisk

0000064

FORM VIII VOA 1/87 Rev.

8A

VOLATILE INTERNAL STANDARD AREA SUMMARY

Lab Name: NYTEST ENV INC Contract: 9319853

Lab Code: NYTEST Case No.: 15922 SAS No.: _____ SDG No.: _____

Lab File ID (Standard): G1219 Date Analyzed: 03/04/93

Instrument ID: FIN_G Time Analyzed: 0931

Matrix:(soil/water) SOIL Level:(low/med) LOW Column:(pack/cap) CAP

		IS1(BCM) AREA #	RT	IS2(DFB) AREA #	RT	IS3(CBZ) AREA #	RT
	12 HOUR STD	62255	10.17	287951	12.34	253985	19.15
	UPPER LIMIT	124510		575902		507970	
	LOWER LIMIT	31128		143976		126992	
	EPA SAMPLE NO.						
~~01~~	~~B-93-3A~~	~~50575~~	~~10.29~~	~~262077~~	~~12.47~~	~~205973~~	~~19.30~~
02	B-93-3D	59701	10.25	270034	12.45	220335	19.29
~~03~~	~~B-93-3G~~	~~50664~~	~~10.27~~	~~254768~~	~~12.45~~	~~200570~~	~~19.30~~
~~04~~	~~MSB~~	~~44404~~	~~10.24~~	~~209015~~	~~12.42~~	~~165646~~	~~19.25~~
05	B-93-3DMS	43018	10.30	196568	12.49	162297	19.34
06	B-93-3DMSD	41671	10.30	183752	12.49	141287	19.34
07	VBLKG2	42745	10.24	196436	12.42	156881	19.25

IS1 (BCM) = Bromochloromethane
IS2 (DFB) = 1,4-Difluorobenzene
IS3 (CBZ) = Chlorobenzene -d5

UPPER LIMIT = + 100% of internal standard area.
LOWER LIMIT = - 50% of internal standard area.

AL 4/5/93

Column used to flag internal standard area values with an asterisk

0000065

FORM VIII VOA 1/87 Rev.

8A

VOLATILE INTERNAL STANDARD AREA SUMMARY

Lab Name: NYTEST ENV INC Contract: 9319853

Lab Code: NYTEST Case No.: 15897 SAS No.: _____ SDG No.: _____

Lab File ID (Standard): M0199 Date Analyzed: 02/26/93

Instrument ID: HP.M Time Analyzed: 1504

Matrix:(soil/water) SOIL Level:(low/med) LOW Column:(pack/cap) CAP

		IS1(BCM) AREA #	RT	IS2(DFB) AREA #	RT	IS3(CBZ) AREA #	RT
	12 HOUR STD	485404	8.42	2220157	9.84	1784297	15.89
	UPPER LIMIT	970808		4440314		3568594	
	LOWER LIMIT	242702		1110078		892148	
	EPA SAMPLE NO.						
01	B-93-2A	620208	8.43	2805757	9.85	2212763	15.90
02	B-93-2G	581886	8.43	2768565	9.85	2215201	15.90
03	VBLKM26	659750	8.41	3085181	9.83	2506277	15.89

IS1 (BCM) = Bromochloromethane
IS2 (DFB) = 1,4-Difluorobenzene
IS3 (CBZ) = Chlorobenzene -ds

UPPER LIMIT = + 100% of internal standard area.
LOWER LIMIT = - 50% of internal standard area.

Column used to flag internal standard area values with an asterisk

0000066

FORM VIII VOA 1/87 Rev.

SEMIVOLATILE INTERNAL STANDARD AREA SUMMARY

Lab Name: NYTEST ENV INC Contract: 9319853

Lab Code: NYTEST Case No.: 15897 SAS No.: _____ SDG No.: _____

Lab File ID (Standard): H0640 Date Analyzed: 03/06/93

Instrument ID: HP.H Time Analyzed: 1551

		IS1(DCB) AREA #	RT	IS2(NPT) AREA #	RT	IS3(ANT) AREA #	RT
	12 HOUR STD	47234	7.19	214893	10.78	120638	14.82
	UPPER LIMIT	94468		429786		241276	
	LOWER LIMIT	23617		107446		60319	
	EPA SAMPLE NO.						
01	B-93-2E	45354	7.23	172247	10.82	91394	14.90

IS1 (DCB) = 1,4-Dichlorobenzene-d4
IS2 (NPT) = Naphthalene-d8
IS3 (ANT) = Acenaphthene-d10

UPPER LIMIT = + 100% of internal standard area.
LOWER LIMIT = - 50% of internal standard area.

Column used to flag internal standard area values with an asterisk

0000067

FORM VIII SV-1

1/87 Rev.

SEMIVOLATILE INTERNAL STANDARD AREA SUMMARY

Lab Name: NYTEST ENV INC Contract: 9319853

Lab Code: NYTEST Case No.: 15897 SAS No.: _____ SDG No.: _____

Lab File ID (Standard): H0640 Date Analyzed: 03/06/93

Instrument ID: HP.H Time Analyzed: 1551

		IS4(PHN) AREA #	RT	IS5(CRY) AREA #	RT	IS6(PRY) AREA #	RT
	12 HOUR STD	184637	17.96	25075	23.62	11980	28.84
	UPPER LIMIT	369274		50150		23960	
	LOWER LIMIT	92318		12538		5990	
	EPA SAMPLE NO.						
01	B-93-2E	141961	17.99	17832	23.65	14313	28.89

IS4 (PHN) = Phenanthrene-d10
IS5 (CRY) = Chrysene-d12
IS6 (PRY) = Perylene-d12

UPPER LIMIT = + 100%
of internal standard area.
LOWER LIMIT = - 50%
of internal standard area.

Column used to flag internal standard area values with an asterisk

0000068

FORM VIII SV-2 1/87 Rev.

SEMIVOLATILE INTERNAL STANDARD AREA SUMMARY

Lab Name: NYTEST ENV INC Contract: 9319853

Lab Code: NYTEST Case No.: 15897 SAS No.: _____ SDG No.: _____

Lab File ID (Standard): H0702 Date Analyzed: 03/10/93

Instrument ID: HP.H Time Analyzed: 0231

		IS1(DCB) AREA #	RT	IS2(NPT) AREA #	RT	IS3(ANT) AREA #	RT
	12 HOUR STD	34538	7.12	151093	10.72	87981	14.81
	UPPER LIMIT	69076		302186		175962	
	LOWER LIMIT	17269		75546		43990	
	EPA SAMPLE NO.						
01	B-93-2B	54992	7.13	238558	10.76	141592	14.84
02	B-93-2H	51011	7.12	233875	10.72	125560	14.83
03	B-93-2HMS	56764	7.11	258920	10.73	140981	14.81
04	B-93-2HMSD	47177	7.11	220649	10.73	121043	14.81
05	SBLK09	50790	7.12	229691	10.74	127836	14.82

IS1 (DCB) = 1,4-Dichlorobenzene-d4
IS2 (NPT) = Naphthalene-d8
IS3 (ANT) = Acenaphthene-d10

UPPER LIMIT = + 100%
of internal standard area.
LOWER LIMIT = - 50%
of internal standard area.

Column used to flag internal standard area values with an asterisk

0000069

FORM VIII SV-1 1/87 Rev.

8C

SEMIVOLATILE INTERNAL STANDARD AREA SUMMARY

Lab Name: NYTEST ENV INC Contract: 9319853

Lab Code: NYTEST Case No.: 15897 SAS No.: _____ SDG No.: _____

Lab File ID (Standard): H0702 Date Analyzed: 03/10/93

Instrument ID: HP.H Time Analyzed: 0231

		IS4(PHN) AREA #	RT	IS5(CRY) AREA #	RT	IS6(PRY) AREA #	RT
	12 HOUR STD	148993	17.92	50993	23.58	10453	28.78
	UPPER LIMIT	297986		101986		20906	
	LOWER LIMIT	74496		25496		5226	
	EPA SAMPLE NO.						
01	B-93-2B	234588	17.95	98661	23.62	19367	28.79
02	B-93-2H	209321	17.95	83758	23.60	15253	28.81
03	B-93-2HMS	241309	17.94	101870	23.59	18447	28.77
04	B-93-2HMSD	208558	17.94	94128	23.59	16200	28.76
05	SBLK09	222758	17.94	88157	23.58	15584	28.78

IS4 (PHN) = Phenanthrene-d10
IS5 (CRY) = Chrysene-d12
IS6 (PRY) = Perylene-d12

UPPER LIMIT = + 100%
of internal standard area.
LOWER LIMIT = - 50%
of internal standard area.

column used to flag internal standard area values with an asterisk

0000070

FORM VIII SV-2 1/87 Rev.

nytest environmental inc

TPHC 310-14 DATA

Quality Control Summary

nytest environmental inc.

TPHC 310-14 METHOD BLANK SUMMARY

Lab Name: NYTEST ENV., INC. Contract: 9319853

Lab File ID: 365014 Lab Sample ID: METHOD BLK

Matrix: (soil/water): SOIL Level: (low/med): LOW

Date Extracted: NA Ext: (SepF/Cont/Sonc): NA

Date Analyzed: 3/03/93 Instrument ID: PE3

Time Analyzed: 2:18 GC Column ID (1): DB-5

THIS METHOD BLANK APPLIES TO THE FOLLOWING SAMPLE, MS AND MSD:

EPA SAMPLE NO.	LAB SAMPLE ID.	LAB FILE ID.	DATE ANALYZED	TIME ANALYZED
B-93-2B	1589704	365021	3/03/93	8:30
B-93-2E	1589705	365022	3/03/93	9:23
B-93-2H	1589706	365023	3/03/93	12:30

Sample Data

nytest environmental inc.

REPORT OF ANALYSIS

Log In No.: 15897

We find as follows:

Results in mg/kg (dry wt. basis):

Sample Identification	Parameter(s)
	TPHC 310-14
1589704 B-93-2B	<10.0

Chromatogram

Sample Name : 15897-04 4g/10ml
FileName : c:\2700\data1\365_021.raw
Method : fprint.ins
Start Time : 0.00 min End Time : 39.43 min
Scale Factor: -1 Plot Offset: -1 mV

Sample #: B-93-2B
Date : 3/3/93 13:07
Time of Injection: 3/3/93 08:30
Low Point : -1.25 mV High Point : 23.75 mV
Plot Scale: 25 mV

REMEDIATION TECH. 02/24/93

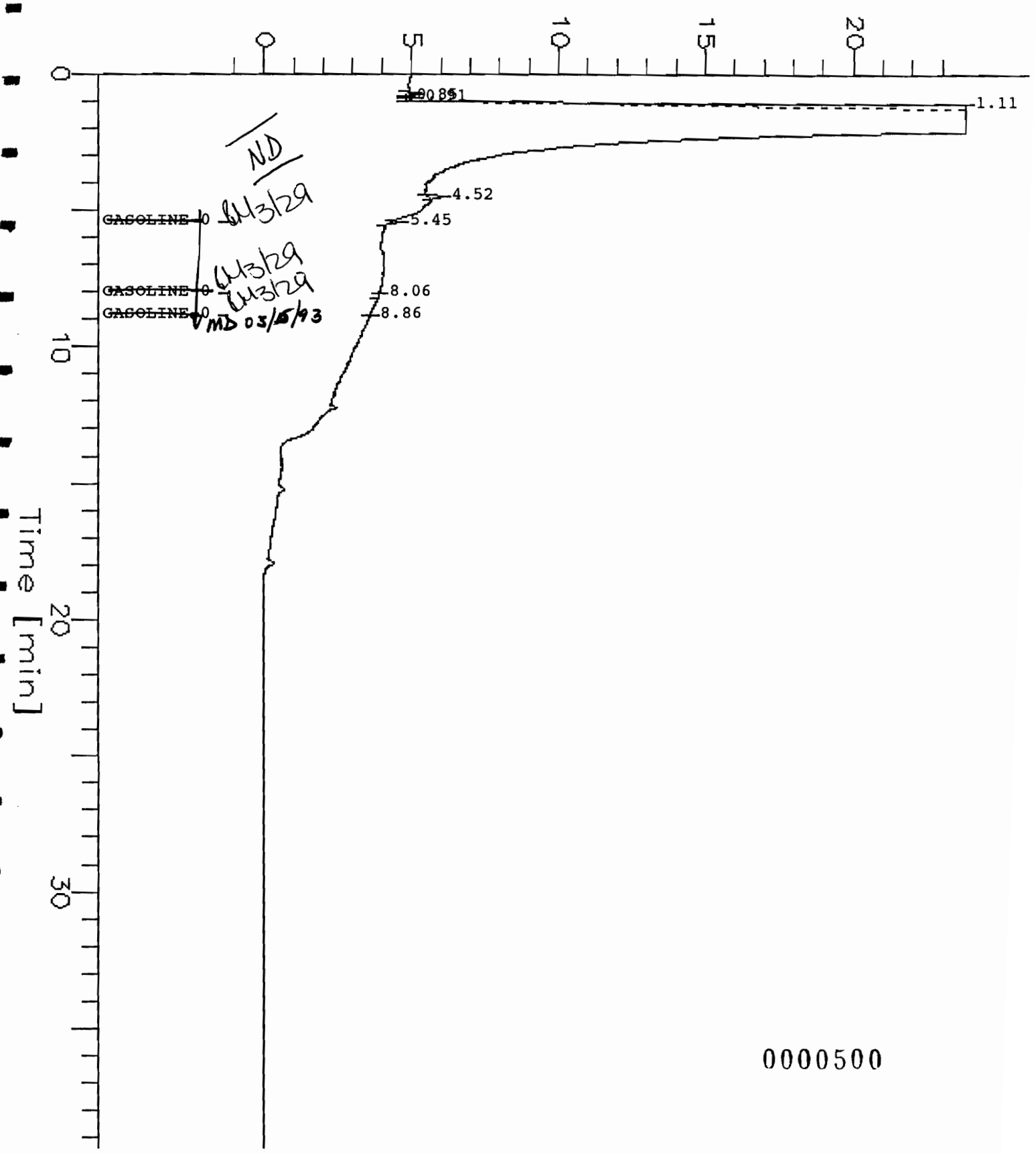

0000500

oftware Version: 3.2 <16C20>

ample Name	: 15897-04	Time	: 3/3/93 13:07
Sample Number	: B-93-2B	Study	: REMEDIATION T. 2/24
perator	:		

nstrument	: (A):_PE3	Channel : A	A/D mV Range : 1000
AutoSampler	: BUILT-IN		
ack/Vial	: 1/21		

Interface Serial # : Data Acquisition Time: 3/3/93 08:30
Delay Time : 0.00 min.
End Time : 39.43 min.
Sampling Rate : 1.5625 pts/sec

Raw Data File : c:\2700\data1\365_021.raw
Result File : c:\2700\data1\365_021.rst
Instrument File: c:\2700\data\fprint.ins
Process File : c:\2700\data\fprint.prc
Sample File : c:\2700\data\F-GAS.smp
Sequence File : c:\2700\data1\365.seq

Inj. Volume	: 1 ul	Area Reject	: 1600.00
Sample Amount	: ~~1.0000~~ 4g/10ml	Dilution Factor	: 1.00

Rb 3/29

FPRINT

FID: DB-5 0.53mm.X 30M. 50^C.,4.min,8^/min.218^C.;14^/MIN,280^,HOLD10MIN

Peak #	Ret Time [min]	Area [uV-sec]	Height [uV]	BL	Area/NG CAL FACT.	Amount ng/ul	Amount ppb(Wet)	Amount (ppb Dry)	Component Name	Comments NC/CON/<DL
1	0.85	5662	-819	BB	1028	5.5061	5.506			
3	1.11	30558996	984122	BB	691	44241.0234	4.424e4			
4	4.52	3212	485	BB	163	19.6542	19.654			
		30567870	983789			44266.1836	4.426e4			

PREPARED BY M. Hellpate 03/15/93 REVIEWED BY....

0000501

nytest environmental inc.

REPORT OF ANALYSIS

Log In No.: 15897

We find as follows:

Results in mg/kg (dry wt. basis):

Sample Identification	Parameter(s)	
	TPHC 310-14	
1589705 B-93-2E	550.0	(Kerosene)
	PRESENT	(Gasoline)

Chromatogram

3 6H3129

Sample Name : 15897-05
FileName : C:\2700\DATA1\365_022.raw
Method : fprint.ins
Start Time : 0.00 min End Time : 39.43 min
Scale Factor: -1 Plot Offset: 3 mV

4g/10ml

Sample #: B-97-2E Page 1 of 1
Date : 3/3/93 13:32
Time of Injection: 3/3/93 09:23
Low Point : 3.14 mV High Point : 28.14 mV
Plot Scale: 25 mV

REMEDIATION TECH. 02/24/93

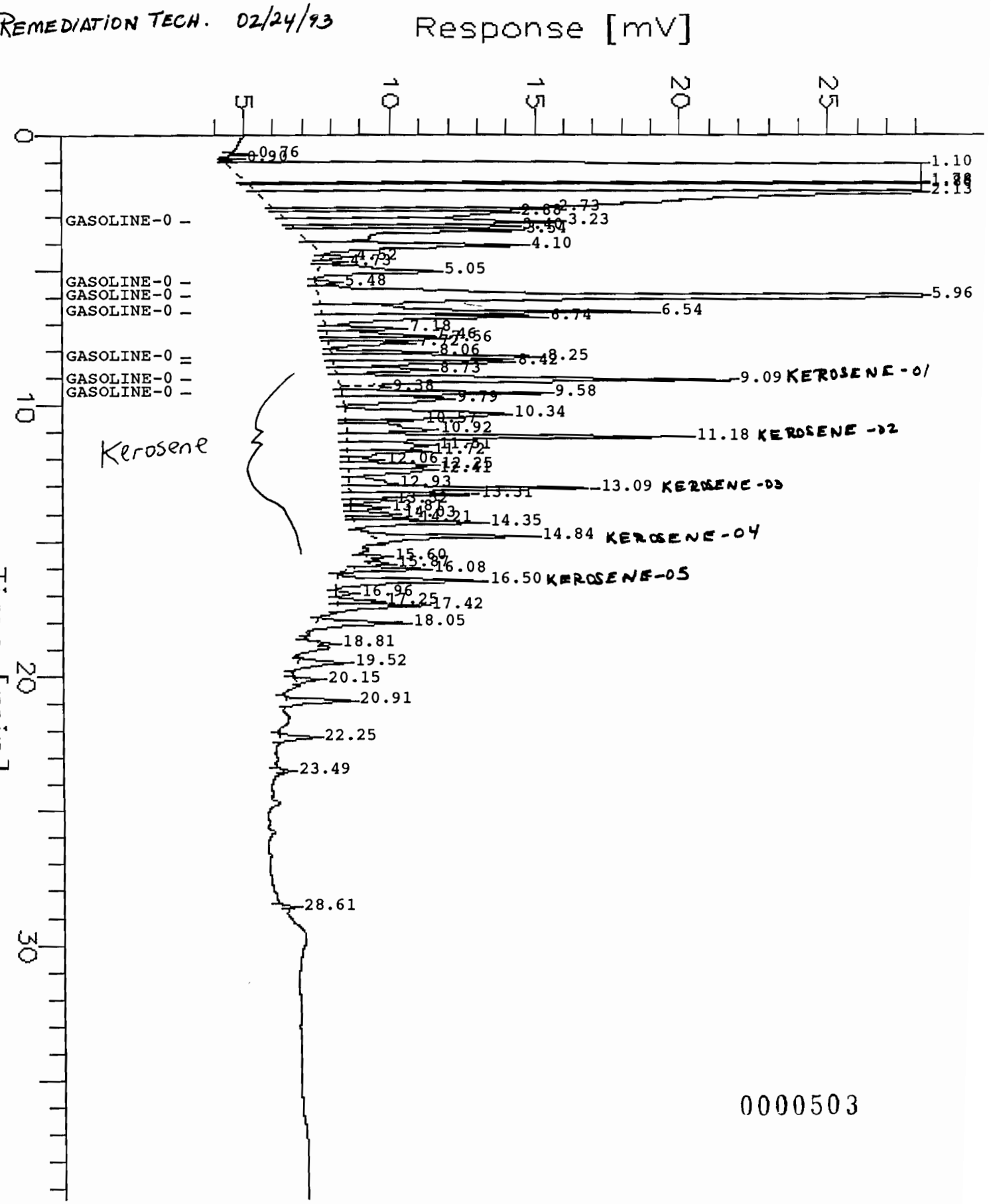

0000503

oftware Version: 3.2 <16C20>
Sample Name : 15897-05 Time : 3/3/93 13:32
Sample Number: B-9Z-2E Study : REMEDIATION T. 2/24
perator : 3 RH3/29

Instrument : (A):_PE3 Channel : A A/D mV Range : 1000
utoSampler : BUILT-IN
ack/Vial : 1/22

Interface Serial # : Data Acquisition Time: 3/3/93 09:23
elay Time : 0.00 min.
End Time : 39.43 min.
Sampling Rate : 1.5625 pts/sec

Raw Data File : C:\2700\DATA1\365_022.raw
Result File : c:\2700\data1\365_022.rst
Instrument File: c:\2700\data\fprint.ins
Process File : c:\2700\data\fprint.prc
Sample File : c:\2700\data\F-GAS.smp
Sequence File : C:\2700\DATA1\365.seq

Inj. Volume : 1 ul Area Reject : 1600.00
Sample Amount : ~~1.0000~~ 4G/10ml Dilution Factor : 1.00
RH3/29

FPRINT

FID: DB-5 0.53mm.X 30M. 50^C.,4.min,8^/min.218^C.;14^/MIN,280^,HOLD10MIN

Peak #	Ret Time [min]	Area [uV-sec]	Height [uV]	BL	Area/NG CAL FACT.	Amount ng/ul	Amount ppb(Wet)	Amount (ppb Dry)	Component Name	Comments NC/CON/<DL
1	0.76	2498	643	BB	1028	2.4289	2.429			
3	1.10	31989072	1010104	BV	691	46318.9961	4.631e4			
4	1.78	392256	79754	VV	963	407.2597	407.260			
5	1.86	541345	57232	VV	868	623.8939	623.894			
6	2.13	623173	30963	VV	839	742.7941	742.794			
7	2.73	65875	9455	VV	1028	64.0613	64.061			
8	2.88	93058	7994	VV	1028	90.4959	90.496			
9	3.23	115556	9299	VV	1058	109.1912	109.191		GASOLINE-01	
10	3.40	56551	7542	VV	1028	54.9937	54.994			
11	3.54	103614	7531	VV	1030	100.5655	100.566			
12	4.10	82435	7179	VB	1028	80.1651	80.165			
13	4.52	6504	855	BV	163	39.8036	39.804			
14	4.73	4719	683	VV	163	28.8811	28.881			
15	5.05	55538	4017	VB	177	314.0393	314.039			
16	5.48	5058	653	BV	163	30.9512	30.951		~~GASOLINE-02~~ RH3/29	
17	5.96	496955	50022	VV	615	808.1729	808.173		GASOLINE-03	
18	6.54	114877	11370	VV	322	357.1125	357.113		GASOLINE-04	
19	6.74	75279	7459	VV	280	268.4888	268.489			
20	7.18	20563	2521	VV	309	66.6050	66.605			
21	7.46	31637	3349	VV	156	203.0103	203.010			
22	7.56	27561	3855	VV	147	187.3289	187.329			
23	7.72	22781	2706	VB	135	168.9381	168.938			
24	8.06	23023	3330	BV	136	169.8720	169.872			
25	8.25	69730	7019	VV	217	321.4222	321.422		GASOLINE-05	
26	8.42	60650	5962	VV	145	417.2906	417.291		GASOLINE-06	
27	8.73	33662	3201	VV	163	207.0309	207.031			
28	9.09	141013	13417	VE	356	396.5685	396.569		RH3/29 ~~GASOLINE-07~~ KEROSENE-01	
29	9.38	12167	1441	EV	53	228.3094	228.309			
30	9.58	62596	6969	VV	~~-32~~	~~-845~~.0015	-6.450e2		~~GASOLINE-08~~ RH3/29	
31	9.79	42830	3561	VB	259	165.3516	165.352			
32	10.34	90955	5432	BV	-50	-1807.6000	-1.807e3			
33	10.57	13278	2379	VV	55	241.5179	241.518			
34	10.92	43813	2875	VV	350	125.0312	125.031			
35	11.18	101761	11663	VV	-45	-2250.5928	-2.250e3		KEROSENE-02	
36	11.51	38386	2791	VV	111	347.5343	347.534			
37	11.72	25607	2589	VV	76	339.1719	339.172			
38	12.06	6855	967	VV	44	155.1594	155.159			
39	12.25	28187	2817	VV	80	352.8218	352.822			
40	12.41	35169	2746	VV	90	389.7559	389.756			
41	12.93	17713	1353	VV	60	294.1990	294.199			

0000504

42	13.09	71931 ✓	8241	VV	-70	-1027.6821	-1.027e3	Kerosene -03
3	13.31	37067	4115	VV	93	399.7929	399.793	
4	13.52	9530	1192	VB	49	196.1202	196.120	
45	13.81	7234	1017	BV	45	160.9680	160.968	
46	14.03	12027	1398	VV	53	226.6466	226.647	
47	14.21	13490	1899	VV	55	244.0262	244.026	
8	14.35	36547	4276	VB	92	397.0430	397.043	
19	14.84	47514 ✓	5466	BB	-1780	-26.6892	-26.689	Kerosene -04
50	15.60	2797	431	BB	33	85.9834	85.983	
51	15.87	7299	864	BV	45	161.9619	161.962	
52	16.08	19823	2613	VB	64	308.5735	308.574	
53	16.50	54731 ✓	4935	BB	-170	-322.5720	-3.225e2	Kerosene-05
54	16.96	4490	535	BV	38	118.9337	118.934	
55	17.25	10619	1360	VV	51	209.9325	209.933	
56	17.42	28172	2887	VB	80	352.7416	352.742	
57	18.05	33902	3045	BB	89	383.0540	383.054	
58	18.81	4206	513	BB	37	114.5929	114.593	
59	19.52	19017	1641	BB	63	304.3130	304.313	
60	20.15	5801	780	BB	42	139.0105	139.011	
61	20.91	21397	2198	BB	68	316.9032	316.903	
62	22.25	11945	1191	BB	53	225.6724	225.672	
63	23.49	1842	259	BB	33	56.6135	56.614	
64	28.61	1842	264	BB	33	56.6147	56.615	
		36237524	1446815			53598.5820	5.359e4	

PREPARED BY MD. 03/15/93 REVIEWED BY DR.

nytest environmental inc.

REPORT OF ANALYSIS

Log In No.: 15897

We find as follows:

Results in mg/kg (dry wt. basis):

Sample Identification	Parameter(s)
	TPHC 310-14
1589706 B-93-2H	<10.0

Chromatogram

Sample Name : 15897-06 4g/10ml
FileName : C:\2700\DATA1\365_023.RAW
Method : fprint.ins
Start Time : 0.14 min End Time : 39.42 min
Scale Factor: 0 Plot Offset: -26 mV

Sample #: B-97-2H 3 4/3/29
Date : 3/4/93 16:43
Time of Injection: 3/3/93 12:30
Low Point : -26.00 mV High Point : 168.43 mV
Plot Scale: 194 mV

Page 1 of 1

REMEDIATION TECH. 02/24/93

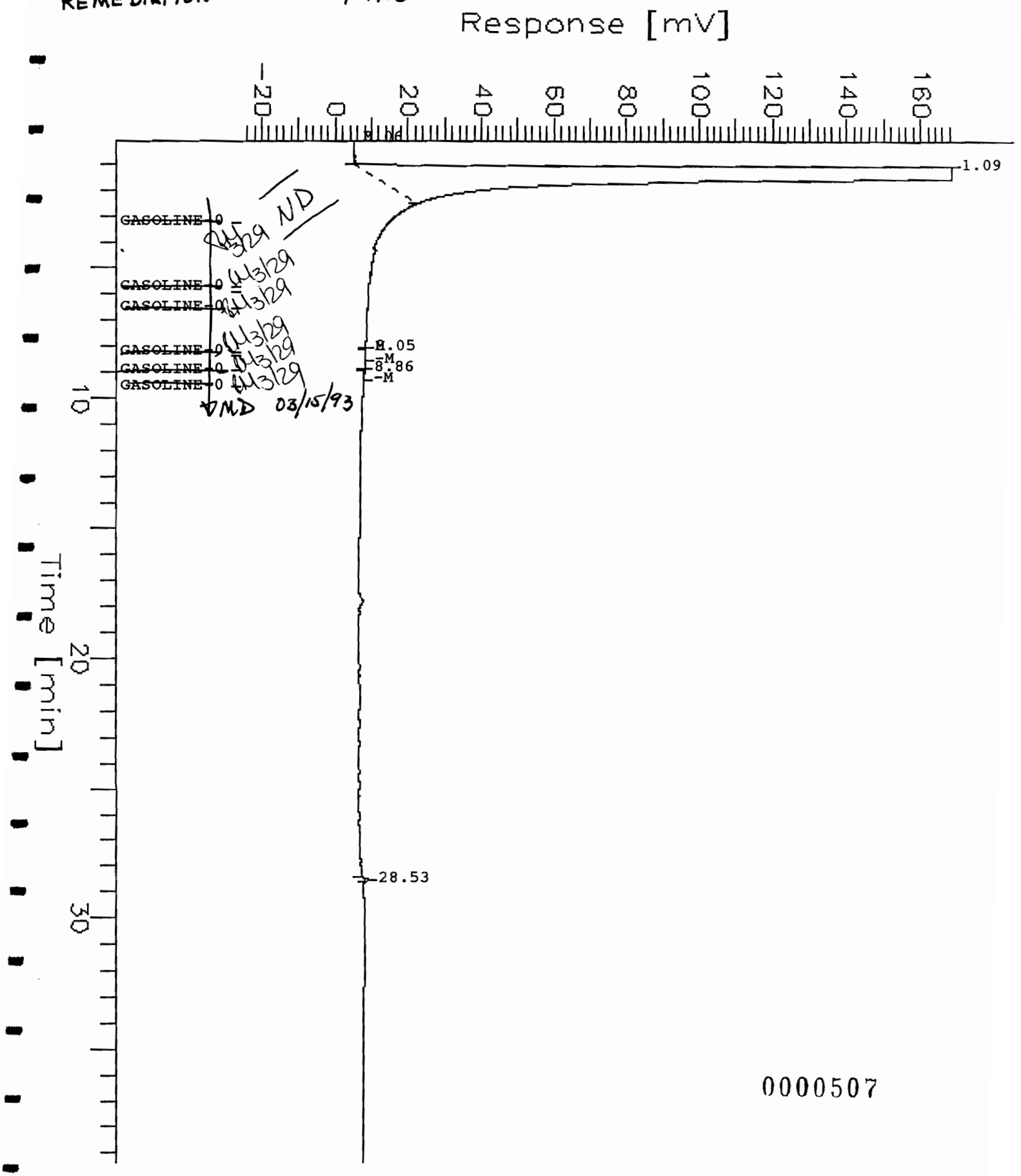

0000507

oftware Version: 3.2 <16C20>
Sample Name : 15897-06 Time : 3/4/93 16:43
Sample Number: B-9Z-2H Study : REMEDIATION T. 2/24
perator : 3 RH3/29

Instrument : (A):_PE3 Channel : A A/D mV Range : 1000
utoSampler : BUILT-IN
ack/Vial : 1/23

Interface Serial # : Data Acquisition Time: 3/3/93 12:30
elay Time : 0.00 min.
nd Time : 39.43 min.
Sampling Rate : 1.5625 pts/sec

aw Data File : C:\2700\DATA1\365_023.RAW
Result File : D:\temp\~rst0221.rst
Instrument File: c:\2700\data\fprint.ins
Process File : c:\2700\data\fprint.prc
Sample File : c:\2700\data\F-GAS.smp
Sequence File : <none>

Inj. Volume : 1 ul Area Reject : 1600.00
Sample Amount : ~~1.0000~~ 46/10ml Dilution Factor : 1.00
RH3/29

FPRINT

FID: DB-5 0.53mm.X 30M. 50^C.,4.min,8^/min.218^C.;14^/MIN,280^,HOLD10MIN

Peak #	Ret Time [min]	Area [uV-sec]	Height [uV]	BL	Area/NG CAL FACT.	Amount ng/ul	Amount ppb(Wet)	Amount (ppb Dry)	Component Name	Comments NC/CON/<DL
2	1.09	32220792	988078	BB	691	46655.6953	4.665e4			
5	28.53	6475	1151	BB	43	149.3342	149.334			
		32227266	989229			46805.0313	4.680e4			

PREPARED BY MD 03/15/93 REVIEWED BY....

0000508

nytest environmental inc.

Standard Data

Chromatogram 5 POINT INITIAL CALIBRATION

Sample Name : GASOLINE 100 NG/UL
File Name : C:\2700\DATA1\365_002.raw
Method : fprint.ins
Start Time : 0.00 min End Time : 39.42 min
Scale Factor: -1 Plot Offset: 4 mV

Sample #: GASOLINE
Date : 3/3/93 11:59
Time of Injection: 3/2/93 15:49
Low Point : 3.68 mV High Point : 28.68 mV
Plot Scale: 25 mV

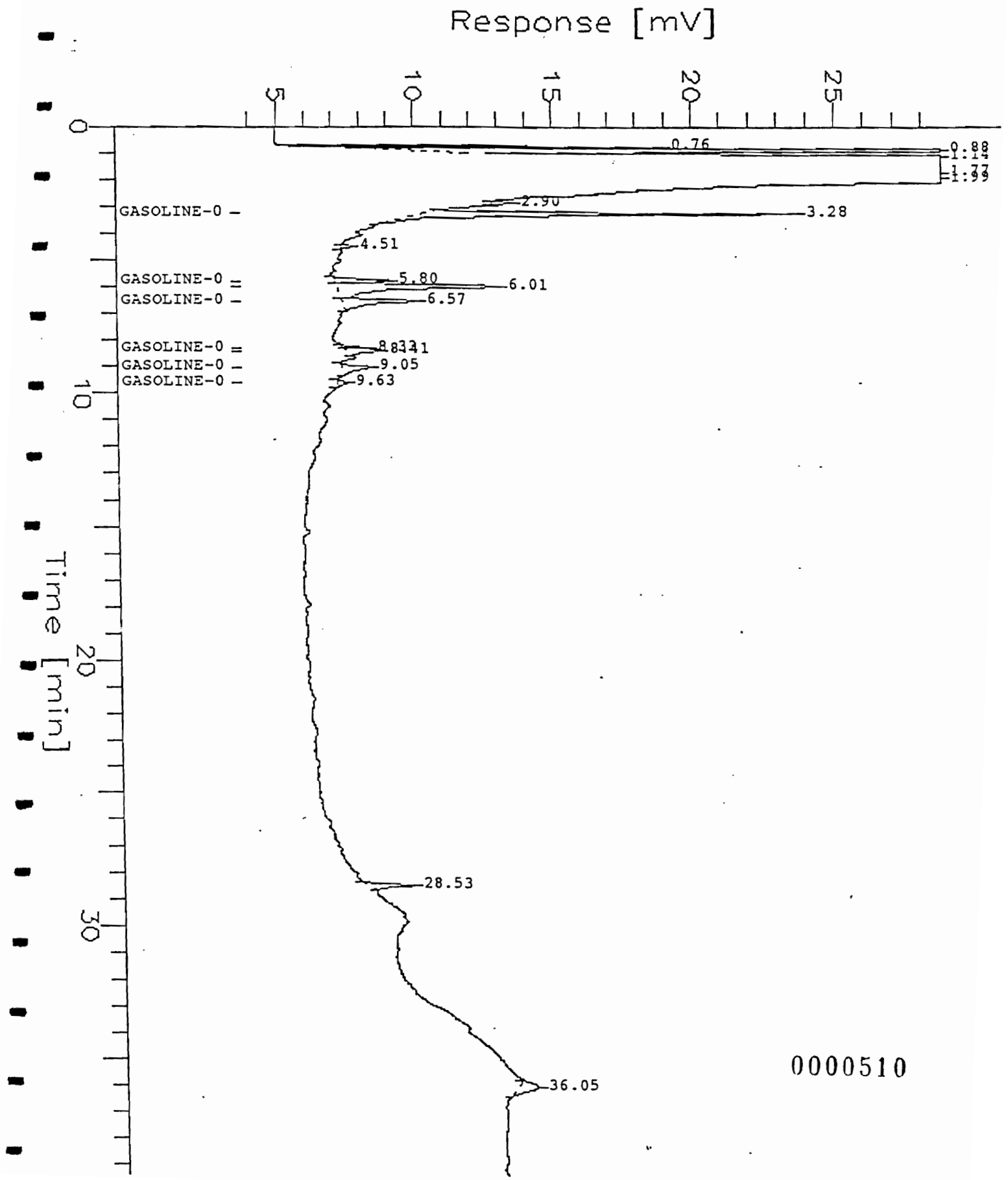

0000510

Software Version: 3.2 <16C20>
Date: 3/3/93 11:59
Sample Name : GASOLINE 100 NG/UL
Data File : C:\2700\DATA1\365_002.raw Date: 3/2/93 15:49
Sequence File: c:\2700\data1\365.seq Cycle: 2 Channel : A
Instrument : (A): PE3 Rack/Vial: 1/2 Operator:
Sample Amount : 1.0000 Dilution Factor : 1.00

AUTO-CALIBRATION REPORT

Updating Sample File : c:\2700\data\F-GAS.smp
Calibration Performed At Level: 1
Values Will Replace Previous Averages in the Sample File
Retention Times in the Sample File Will Be Updated
Reported Response Values May Have Been Adjusted For Injection Volume
Reported Response Values Are The Sample File Averages.

Component	Ret. Time	Amount	Adjusted Response	Response Factor	%RSD Time	%RSD Amt	%RSD Resp	# Reps	F-Test
GASOLINE-01	3.282	100.000000	102831.429688	1028.314331	0.00	0.00	0.00	1	0
GASOLINE-02	5.799	100.000000	16340.784180	163.407837	0.00	0.00	0.00	1	0
GASOLINE-03	6.006	100.000000	73987.406250	739.874085	0.00	0.00	0.00	1	0
GASOLINE-04	6.569	100.000000	30873.103516	308.731049	0.00	0.00	0.00	1	0
GASOLINE-05	8.331	100.000000	4862.595703	48.625958	0.00	0.00	0.00	1	0
GASOLINE-06	8.409	100.000000	16536.007813	165.360077	0.00	0.00	0.00	1	0
GASOLINE-07	9.047	100.000000	15772.500000	157.725006	0.00	0.00	0.00	1	0
GASOLINE-08	9.632	100.000000	3253.182617	32.531826	0.00	0.00	0.00	1	0

F-Test Result Explanations:
- 0 = Insufficient Data For Outlier Test (<3 Replicates)
- 1 = Significant Outlier (Failed at 99.9% 2nd Pass)
- 2 = Probable Outlier (Failed at 95% 1st Pass, Failed at 95% 2nd Pass)
- 3 = Probable Outlier (Failed at 95% 1st Pass, Failed at 99.9% 1st Pass)
- 4 = Probably Not Outlier (Failed at 95% 1st Pass, Passed at 99.9% 1st Pass)
- 5 = Not Outlier (Passed at 95% 1st Pass)

Calibration Curves:

Component	C0	C1	C2	C3	r^2
GASOLINE-01	----------	----------	----------	----------	--------
GASOLINE-02	----------	----------	----------	----------	--------
GASOLINE-03	----------	----------	----------	----------	--------
GASOLINE-04	----------	----------	----------	----------	--------
GASOLINE-05	----------	----------	----------	----------	--------
GASOLINE-06	----------	----------	----------	----------	--------
GASOLINE-07	----------	----------	----------	----------	--------
GASOLINE-08	----------	----------	----------	----------	--------

e ersion: 3.2 <16C20>
Name : GASOLINE 100 NG/UL Time : 3/3/93 11:59
Nu ber: GASOLINE Study :
r :

ent : (A): PE3 Channel : A A/D mV Range : 1000
p er : BUILT-IN
.a : 1/2

ic Serial # : Data Acquisition Time: 3/2/93 15:49
Ti e : 0.00 min.
ne : 39.42 min.
ng Rate : 1.5625 pts/sec

ta File : C:\2700\DATA1\365_002.raw
File : c:\2700\data1\365_002.rst
m t File: c:\2700\data\fprint.ins
s File : c:\2700\data\fprint.prc
File : c:\2700\data\F-GAS.smp
ic File : c:\2700\data1\365.seq

Volume : 1 ul Area Reject : 1600.00
e mount : 1.0000 Dilution Factor : 1.00

FPRINT

: DB-5 0.53mm.X 30M. 50^C.,4.min,8^/min.218^C.;14^/MIN,280^,HOLD10MIN

t e min	Area [uV-sec]	Height [uV]	BL	Area/NG CAL FACT.	Amount ng/ul	Amount ppb(Wet)	Amount (ppb Dry)	Component Name	Comments NC/CON/<DL
0.76	21769	13533	BV	80	271.1831	271.183			
0 8	3736981	999457	VB	-870	-4295.3208	-4.295e3			
1 4	10922153	780551	BB	-807	-1.3535e4	-1.353e4			
1 7	21971	10194	BB	81	270.7554	270.755			
1.99	23989	7804	BB	90	266.4949	266.495			
2.90	2735	740	BB	16	175.5575	175.558			
8	102831	13327	BB	1028	100.0000	100.000		GASOLINE-01	
51	2508	373	BB	16	160.9534	160.953			
80	16341	2021	BV	163	100.0000	100.000		GASOLINE-02	
6.01	73987	5888	VV	740	100.0000	100.000		GASOLINE-03	
6.57	30873	2744	VB	309	100.0000	100.000		GASOLINE-04	
33	4863	1018	BV	49	100.0000	100.000		GASOLINE-05	
41	16536	1453	VB	165	100.0000	100.000		GASOLINE-06	
05	15773	1138	BB	158	100.0001	100.000		GASOLINE-07	
9.63	3253	366	BB	33	100.0000	100.000		GASOLINE-08	
28.53	12056	1603	BB	-12	-982.3519	-9.823e2			
.05	14754	728	BB	-11	-1314.1141	-1.314e3			
	15023371	1842937			-1.8181e4	-1.818e4			

REPARED BY... REVIEWED BY....

0000512

Chromatogram

Sample Name : GASOLINE 200 NG/UL
FileName : C:\2700\DATA1\365_003.raw
Method : fprint.ins
Start Time : 0.00 min End Time : 39.43 min
Scale Factor: -1 Plot Offset: 3 mV

Sample #: GASOLINE
Date : 3/3/93 12:00
Time of Injection: 3/2/93 16:42
Low Point : 3.22 mV High Point : 28.22 mV
Plot Scale: 25 mV

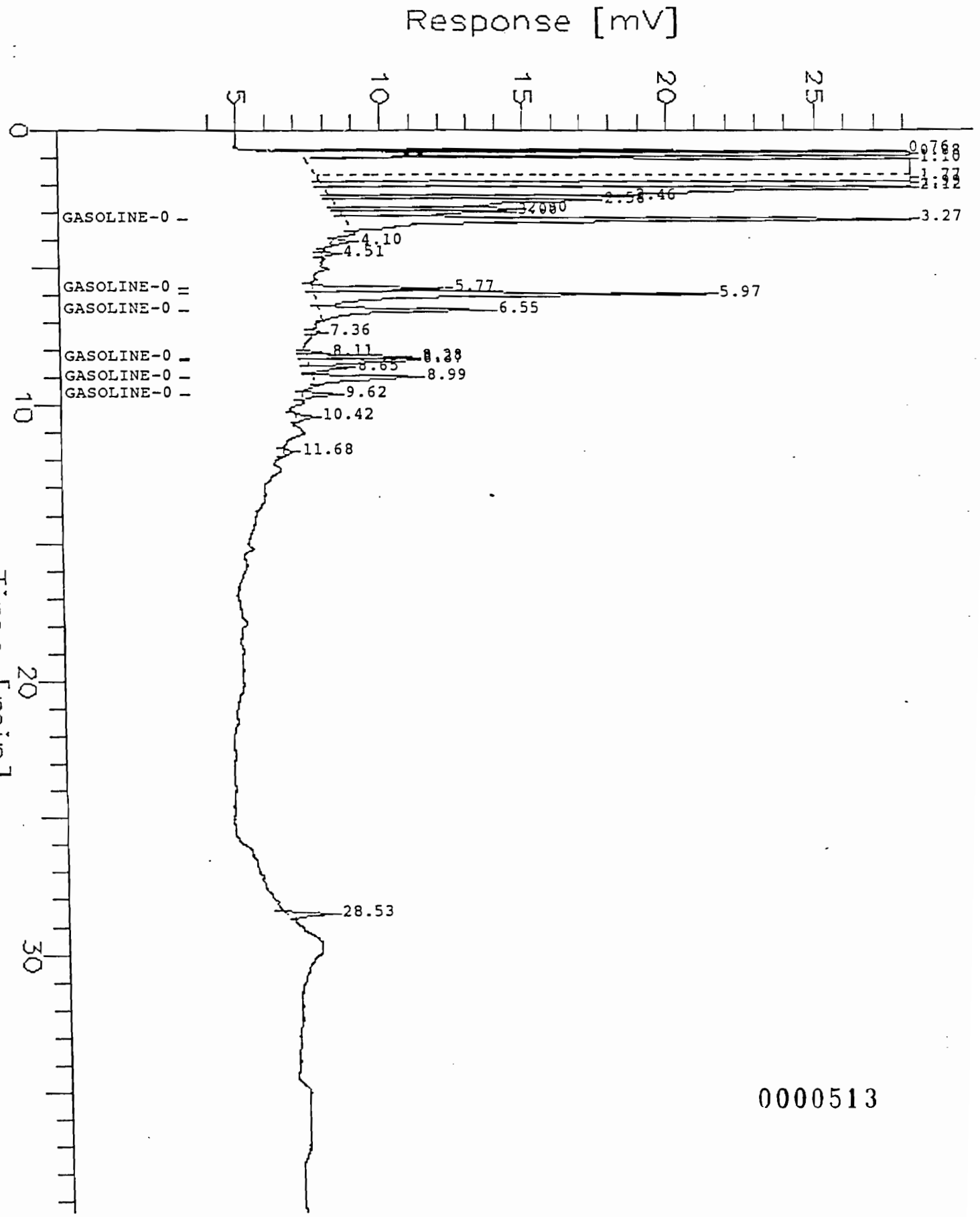

0000513

==========

oftware Version: 3.2 <16C20>
Date: 3/3/93 11:59
ample Name : GASOLINE 200 NG/UL
ata File : C:\2700\DATA1\365_003.raw Date: 3/2/93 16:42
Sequence File: c:\2700\data1\365.seq Cycle: 3 Channel : A
Instrument : (A):_PE3 Rack/Vial: 1/3 Operator:
ample Amount : 1.0000 Dilution Factor : 1.00

==========

AUTO-CALIBRATION REPORT

==========

Updating Sample File : c:\2700\data\F-GAS.smp
alibration Performed At Level: 2
Values Will Replace Previous Averages in the Sample File
Retention Times in the Sample File Will Be Updated
Reported Response Values May Have Been Adjusted For Injection Volume
Reported Response Values Are The Sample File Averages.

==========

Component	Ret. Time	Amount	Adjusted Response	Response Factor	%RSD Time	%RSD Amt	%RSD Resp	# Reps	F-Test
GASOLINE-01	3.273	200.000000	241270.250000	1206.351196	0.00	0.00	0.00	1	0
GASOLINE-02	5.771	200.000000	35787.230469	178.936157	0.00	0.00	0.00	1	0
GASOLINE-03	5.974	200.000000	147523.781250	737.618897	0.00	0.00	0.00	1	0
GASOLINE-04	6.553	200.000000	59270.910156	296.354553	0.00	0.00	0.00	1	0
GASOLINE-05	8.284	200.000000	30853.841797	154.269211	0.00	0.00	0.00	1	0
GASOLINE-06	8.373	200.000000	32793.386719	163.966934	0.00	0.00	0.00	1	0
GASOLINE-07	8.990	200.000000	36533.312500	182.666565	0.00	0.00	0.00	1	0
GASOLINE-08	9.616	200.000000	9783.242188	48.916210	0.00	0.00	0.00	1	0

F-Test Result Explanations:

0 = Insufficient Data For Outlier Test (<3 Replicates)
1 = Significant Outlier (Failed at 99.9% 2nd Pass)
2 = Probable Outlier (Failed at 95% 1st Pass, Failed at 95% 2nd Pass)
3 = Probable Outlier (Failed at 95% 1st Pass, Failed at 99.9% 1st Pass)
4 = Probably Not Outlier (Failed at 95% 1st Pass, Passed at 99.9% 1st Pass)
5 = Not Outlier (Passed at 95% 1st Pass)

Calibration Curves:

Component	C0	C1	C2	C3	r^2
GASOLINE-01	----------	----------	----------	----------	--------
GASOLINE-02	----------	----------	----------	----------	--------
GASOLINE-03	----------	----------	----------	----------	--------
GASOLINE-04	----------	----------	----------	----------	--------
GASOLINE-05	----------	----------	----------	----------	--------
GASOLINE-06	----------	----------	----------	----------	--------
GASOLINE-07	----------	----------	----------	----------	--------
GASOLINE-08	----------	----------	----------	----------	--------

oftware Version: 3.2 <16C20>
Sample Name : GASOLINE 200 NG/UL Time : 3/3/93 12:00
Sample Number: GASOLINE Study :
perator :

Instrument : (A):_PE3 Channel : A A/D mV Range : 1000
utoSampler : BUILT-IN
ack/Vial : 1/3

nterface Serial # : Data Acquisition Time: 3/2/93 16:42
elay Time : 0.00 min.
nd Time : 39.43 min.
Sampling Rate : 1.5625 pts/sec

aw Data File : C:\2700\DATA1\365_003.raw
Result File : c:\2700\data1\365_003.rst
nstrument File: c:\2700\data\fprint.ins
rocess File : c:\2700\data\fprint.prc
Sample File : c:\2700\data\F-GAS.smp
Sequence File : c:\2700\data1\365.seq

Inj. Volume : 1 ul Area Reject : 1600.00
Sample Amount : 1.0000 Dilution Factor : 1.00

FPRINT

FID: DB-5 0.53mm.X 30M. 50^C.,4.min,8^/min.218^C.;14^/MIN,280^,HOLD10MIN

Peak #	Ret Time [min]	Area [uV-sec]	Height [uV]	BL	Area/NG CAL FACT.	Amount ng/ul	Amount ppb(Wet)	Amount (ppb Dry)	Component Name	Comments NC/CON/<DL
1	0.76	10977	17611	BV	37	293.9711	293.971			
2	0.88	1708995	965512	VB	-1013	-1687.4248	-1.687e3			
3	1.10	31015156	997331	BE	-788	-3.9373e4	-3.937e4			
4	1.77	1142091	74540	EV	-1192	-958.4139	-9.584e2			
5	1.99	276354	40725	VV	1784	154.8840	154.884			
6	2.12	305086	22311	VV	2587	117.9360	117.936			
7	2.46	67409	10317	VV	386	174.8020	174.802			
8	2.58	113902	9156	VV	1055	107.9964	107.996			
9	2.90	42280	6287	VV	186	227.8693	227.869			
10	3.00	53026	5867	VV	258	205.1751	205.175			
11	3.27	241270	28913	VB	1206	200.0000	200.000		GASOLINE-01	
12	4.10	5799	689	BB	16	372.1703	372.170			
13	4.51	2776	416	BB	16	178.1562	178.156			
14	5.77	35787	4581	BV	179	200.0000	200.000		GASOLINE-02	
15	5.97	147524	13683	VV	738	200.0000	200.000		GASOLINE-03	
16	6.55	59271	5902	VB	296	200.0000	200.000		GASOLINE-04	
17	7.36	1847	272	BB	84	21.9081	21.908			
18	8.11	2982	620	BV	12	248.6893	248.689			
19	8.28	30854	3667	VV	154	200.0000	200.000		GASOLINE-05	
20	8.37	32793	3660	VV	164	200.0000	200.000		GASOLINE-06	
21	8.65	12085	1376	VB	49	246.9819	246.982			
22	8.99	36533	3580	BB	183	200.0000	200.000		GASOLINE-07	
23	9.62	9783	1158	BB	49	200.0000	200.000		GASOLINE-08	
24	10.42	5417	575	BB	41	133.1288	133.129			
25	11.68	2851	300	BB	21	137.0713	137.071			
26	28.53	11369	1512	BB	75	151.3855	151.386			
		35374212	2220559			-3.7647e4	-3.764e4			

PREPARED BY... REVIEWED BY....

0000515

Chromatogram

Sample Name : GASOLINE 300 NG/UL
FileName : C:\2700\DATA1\365_004.raw
Method : fprint.ins
Start Time : 0.00 min End Time : 39.43 min
Scale Factor: -1 Plot Offset: 4 mV

Sample #: GASOLINE
Date : 3/3/93 12:02
Time of Injection: 3/2/93 17:35
Low Point : 3.56 mV High Point : 28.56 mV
Plot Scale: 25 mV

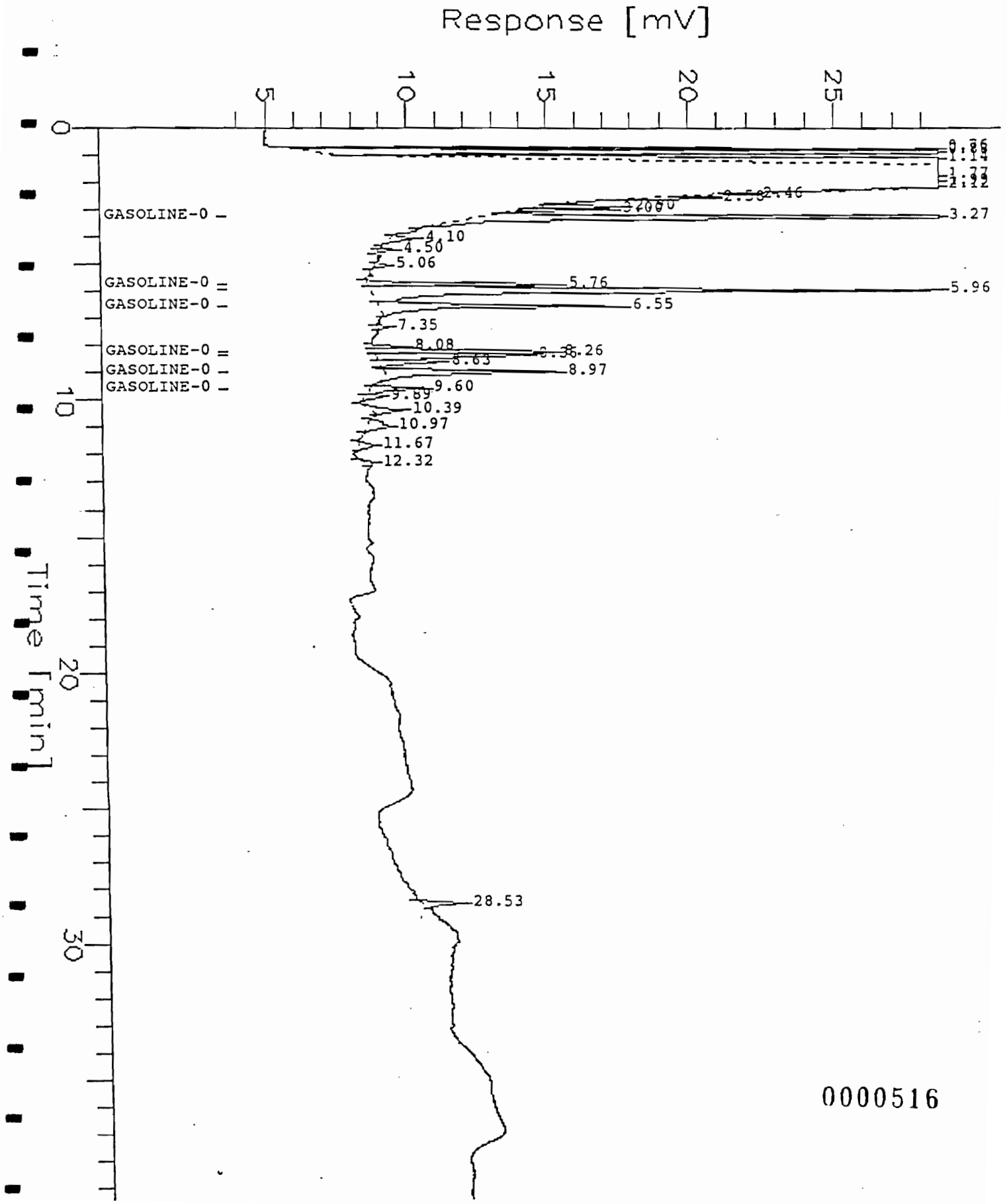

0000516

Software Version: 3.2 <16C20>
Date: 3/3/93 12:02
Sample Name : GASOLINE 300 NG/UL
Data File : C:\2700\DATA1\365_004.raw Date: 3/2/93 17:35
Sequence File: c:\2700\data1\365.seq Cycle: 4 Channel : A
Instrument : (A):_PE3 Rack/Vial: 1/4 Operator:
Sample Amount : 1.0000 Dilution Factor : 1.00

AUTO-CALIBRATION REPORT

Updating Sample File : c:\2700\data\F-GAS.smp
Calibration Performed At Level: 3
Values Will Replace Previous Averages in the Sample File
Retention Times in the Sample File Will Be Updated
Reported Response Values May Have Been Adjusted For Injection Volume
Reported Response Values Are The Sample File Averages.

Component	Ret. Time	Amount	Adjusted Response	Response Factor	%RSD Time	%RSD Amt	%RSD Resp	# Reps	F-Test
SOLINE-01	3.271	300.000000	268483.593750	894.945313	0.00	0.00	0.00	1	0
SOLINE-02	5.762	300.000000	51294.753906	170.982513	0.00	0.00	0.00	1	0
GASOLINE-03	5.964	300.000000	207338.375000	691.127930	0.00	0.00	0.00	1	0
GASOLINE-04	6.545	300.000000	82644.609375	275.482025	0.00	0.00	0.00	1	0
SOLINE-05	8.258	300.000000	56857.410156	189.524704	0.00	0.00	0.00	1	0
SOLINE-06	8.362	300.000000	45149.437500	150.498123	0.00	0.00	0.00	1	0
SOLINE-07	8.973	300.000000	57770.050781	192.566834	0.00	0.00	0.00	1	0
GASOLINE-08	9.598	300.000000	18201.710938	60.672371	0.00	0.00	0.00	1	0

F-Test Result Explanations:
0 = Insufficient Data For Outlier Test (<3 Replicates)
1 = Significant Outlier (Failed at 99.9% 2nd Pass)
2 = Probable Outlier (Failed at 95% 1st Pass, Failed at 95% 2nd Pass)
3 = Probable Outlier (Failed at 95% 1st Pass, Failed at 99.9% 1st Pass)
4 = Probably Not Outlier (Failed at 95% 1st Pass, Passed at 99.9% 1st Pass)
5 = Not Outlier (Passed at 95% 1st Pass)

Calibration Curves:

Component	C0	C1	C2	C3	r^2
GASOLINE-01	----------	----------	----------	----------	--------
GASOLINE-02	----------	----------	----------	----------	--------
GASOLINE-03	----------	----------	----------	----------	--------
GASOLINE-04	----------	----------	----------	----------	--------
GASOLINE-05	----------	----------	----------	----------	--------
GASOLINE-06	----------	----------	----------	----------	--------
GASOLINE-07	----------	----------	----------	----------	--------
GASOLINE-08	----------	----------	----------	----------	--------

Software Version: 3.2 <16C20>
Sample Name : GASOLINE 300 NG/UL Time : 3/3/93 12:02
Sample Number: GASOLINE Study :
Operator :

Instrument : (A):_PE3 Channel : A A/D mV Range : 1000
AutoSampler : BUILT-IN
Rack/Vial : 1/4

Interface Serial # : Data Acquisition Time: 3/2/93 17:35
Delay Time : 0.00 min.
End Time : 39.43 min.
Sampling Rate : 1.5625 pts/sec

Raw Data File : C:\2700\DATA1\365_004.raw
Result File : c:\2700\data1\365_004.rst
Instrument File: c:\2700\data\fprint.ins
Process File : c:\2700\data\fprint.prc
Sample File : c:\2700\data\F-GAS.smp
Sequence File : c:\2700\data1\365.seq

Inj. Volume : 1 ul Area Reject : 1600.00
Sample Amount : 1.0000 Dilution Factor : 1.00

FPRINT

FID: DB-5 0.53mm.X 30M. 50^C.,4.min,8^/min.218^C.;14^/MIN,280^,HOLD10MIN

Peak #	Ret Time [min]	Area [uV-sec]	Height [uV]	BL	Area/NG CAL FACT.	Amount ng/ul	Amount ppb(Wet)	Amount (ppb Dry)	Component Name	Comments NC/CON/<DL
1	0.76	43777	29503	BV	155	283.4002	283.400			
2	0.88	1501018	749608	VB	-2323	-646.2714	-6.462e2			
3	1.14	30293928	980152	BE	-1332	-2.2751e4	-2.275e4			
4	1.77	584851	52083	EB	10241	57.1108	57.111			
5	1.99	55389	17094	BB	224	247.3393	247.339			
6	2.12	15175	4443	BB	41	372.2291	372.229			
7	2.46	4941	1539	BV	16	317.0894	317.089			
8	2.58	8623	2129	VB	22	392.5766	392.577			
9	2.90	16507	3197	BV	45	368.0916	368.092			
10	3.00	17680	3303	VV	49	364.4474	364.447			
11	3.27	268484	39135	VB	895	300.0000	300.000		GASOLINE-01	
12	4.10	8489	969	BB	22	392.9931	392.993			
13	4.50	3483	569	BB	16	223.5319	223.532			
14	5.06	3638	448	BB	12	312.5782	312.578			
15	5.76	51295	6834	BV	171	300.0000	300.000		GASOLINE-02	
16	5.96	207338	20816	VV	691	300.0000	300.000		GASOLINE-03	
17	6.55	82645	8732	VB	276	300.0000	300.000		GASOLINE-04	
18	7.35	2467	368	BB	63	39.0190	39.019			
19	8.08	6842	1120	BV	64	107.6143	107.614			
20	8.26	56857	6412	VV	190	300.0000	300.000		GASOLINE-05	
21	8.36	45149	5459	VV	151	300.0000	300.000		GASOLINE-06	
22	8.63	18365	2236	VB	165	111.2492	111.249			
23	8.97	57770	6169	BB	193	300.0000	300.000		GASOLINE-07	
24	9.60	18202	1934	BV	61	300.0000	300.000		GASOLINE-08	
25	9.89	6238	641	VB	43	145.7057	145.706			
26	10.39	13052	1167	BB	55	238.8314	238.831			
27	10.97	12829	796	BB	54	236.1803	236.180			
28	11.67	5471	529	BB	41	133.9626	133.963			
29	12.32	2426	246	BB	14	176.2808	176.281			
30	28.53	10518	1399	BB	50	208.7286	208.729			
		33423436	1949031			-1.6269e4	-1.626e4			

0000518

PREPARED BY... REVIEWED BY....

Chromatogram

Sample Name : GASOLINE 400 NG/UL
FileName : C:\2700\DATA1\365_005.raw
Method : fprint.ins
Start Time : 0.00 min End Time : 39.43 min
Scale Factor: -1 Plot Offset: 4 mV

Sample #: GASOLINE
Date : 3/3/93 12:02
Time of Injection: 3/2/93 18:27
Low Point : 3.72 mV High Point : 28.72 mV
Plot Scale: 25 mV



0000519

Software Version: 3.2 <16C20>
Date: 3/3/93 12:02
Sample Name : GASOLINE 400 NG/UL
Data File : C:\2700\DATA1\365_005.raw Date: 3/2/93 18:27
Sequence File: c:\2700\data1\365.seq Cycle: 5 Channel : A
Instrument : (A):_PE3 Rack/Vial: 1/5 Operator:
Sample Amount : 1.0000 Dilution Factor : 1.00

AUTO-CALIBRATION REPORT

Updating Sample File : c:\2700\data\F-GAS.smp
Calibration Performed At Level: 4
Values Will Replace Previous Averages in the Sample File
Retention Times in the Sample File Will Be Updated
Reported Response Values May Have Been Adjusted For Injection Volume
Reported Response Values Are The Sample File Averages.

Component	Ret. Time	Amount	Adjusted Response	Response Factor	%RSD Time	%RSD Amt	%RSD Resp	# Reps	F-Test
GASOLINE-01	3.267	400.000000	387259.812500	968.149536	0.00	0.00	0.00	1	0
GASOLINE-02	5.749	400.000000	81518.164063	203.795410	0.00	0.00	0.00	1	0
GASOLINE-03	5.953	400.000000	322301.968750	805.754944	0.00	0.00	0.00	1	0
GASOLINE-04	6.538	400.000000	139081.125000	347.702820	0.00	0.00	0.00	1	0
GASOLINE-05	8.229	400.000000	113576.679688	283.941711	0.00	0.00	0.00	1	0
GASOLINE-06	8.350	400.000000	57716.722656	144.291809	0.00	0.00	0.00	1	0
GASOLINE-07	8.947	400.000000	143971.375000	359.928436	0.00	0.00	0.00	1	0
GASOLINE-08	9.581	400.000000	37105.843750	92.764610	0.00	0.00	0.00	1	0

F-Test Result Explanations:
- 0 = Insufficient Data For Outlier Test (<3 Replicates)
- 1 = Significant Outlier (Failed at 99.9% 2nd Pass)
- 2 = Probable Outlier (Failed at 95% 1st Pass, Failed at 95% 2nd Pass)
- 3 = Probable Outlier (Failed at 95% 1st Pass, Failed at 99.9% 1st Pass)
- 4 = Probably Not Outlier (Failed at 95% 1st Pass, Passed at 99.9% 1st Pass)
- 5 = Not Outlier (Passed at 95% 1st Pass)

Calibration Curves:

Component	C0	C1	C2	C3	r^2
GASOLINE-01	----------	----------	----------	----------	--------
GASOLINE-02	----------	----------	----------	----------	--------
GASOLINE-03	----------	----------	----------	----------	--------
GASOLINE-04	----------	----------	----------	----------	--------
GASOLINE-05	----------	----------	----------	----------	--------
GASOLINE-06	----------	----------	----------	----------	--------
GASOLINE-07	----------	----------	----------	----------	--------
GASOLINE-08	----------	----------	----------	----------	--------

==========

oftware Version: 3.2 <16C20>
Sample Name : GASOLINE 400 NG/UL Time : 3/3/93 12:02
ample Number: GASOLINE Study :
perator :

nstrument : (A):_PE3 Channel : A A/D mV Range : 1000
utoSampler : BUILT-IN
ack/Vial : 1/5

nterface Serial # : Data Acquisition Time: 3/2/93 18:27
elay Time : 0.00 min.
End Time : 39.43 min.
ampling Rate : 1.5625 pts/sec

Raw Data File : C:\2700\DATA1\365_005.raw
Result File : c:\2700\data1\365_005.rst
nstrument File: c:\2700\data\fprint.ins
rocess File : c:\2700\data\fprint.prc
Sample File : c:\2700\data\F-GAS.smp
equence File : c:\2700\data1\365.seq

Inj. Volume : 1 ul Area Reject : 1600.00
ample Amount : 1.0000 Dilution Factor : 1.00

==========

FPRINT

==========

FID: DB-5 0.53mm.X 30M. 50^C.,4.min,8^/min.218^C.;14^/MIN,280^,HOLD10MIN

==========

Peak #	Ret Time [min]	Area [uV-sec]	Height [uV]	BL	Area/NG CAL FACT.	Amount ng/ul	Amount ppb(Wet)	Amount (ppb Dry)	Component Name	Comments NC/CON/<DL
1	0.76	76852	43903	BV	1028	74.7356	74.736			
2	0.88	2026081	973854	VB	-63142	-32.0879	-32.088			
3	1.10	31006830	993325	BE	-4041	-7673.0879	-7.673e3			
4	1.77	1009750	87482	EV	4281	235.8755	235.876			
5	1.86	200078	50028	VV	1175	170.2451	170.245			
6	2.00	302252	50689	VV	920	328.4305	328.431			
7	2.13	254475	23294	VV	1024	248.5244	248.524			
8	2.47	44429	7099	VV	1028	43.2058	43.206			
9	2.58	37510	6195	VB	1028	36.4773	36.477			
10	2.90	25671	5094	BV	1028	24.9642	24.964			
11	3.00	27953	4894	VV	1028	27.1829	27.183			
12	3.27	387260	61335	VB	968	400.0000	400.000		GASOLINE-01	
13	3.80	3698	486	BB	1028	3.5958	3.596			
14	4.11	13971	1606	BB	1028	13.5864	13.586			
15	4.49	3302	544	BV	1028	3.2108	3.211			
16	4.73	3027	403	VV	163	18.5249	18.525			
17	4.88	3894	526	VV	163	23.8270	23.827			
18	5.06	8106	952	VB	163	49.6040	49.604			
19	5.75	81518	11092	BV	204	400.0000	400.000		GASOLINE-02	
20	5.95	322302	36163	VV	806	400.0000	400.000		GASOLINE-03	
21	6.54	139081	14687	VB	348	400.0000	400.000		GASOLINE-04	
22	7.34	7390	768	BB	309	23.9359	23.936			
23	8.05	14670	2244	BV	107	137.7326	137.733			
24	8.23	113577	12690	VV	284	400.0000	400.000		GASOLINE-05	
25	8.35	57717	8658	VV	144	400.0000	400.000		GASOLINE-06	
26	8.62	39043	4124	VV	156	250.5797	250.580			
27	8.95	143971	13606	VV	360	400.0000	400.000		GASOLINE-07	
28	9.58	37106	3973	VV	93	400.0000	400.000		GASOLINE-08	
29	9.87	14002	1467	VB	56	250.1148	250.115			
30	10.36	45655	3118	BV	121	376.9594	376.959			
31	10.79	10981	1409	VV	51	214.2267	214.227			
32	10.94	18551	1740	VB	62	301.8483	301.848			
33	11.64	18972	1531	BB	62	304.0737	304.074			
34	12.27	8376	710	BB	47	178.4540	178.454			
35	28.54	8939	1179	BB	48	187.0639	187.064			
		36516980	2430866			-978.1963	-9.781e2			

0000521

PREPARED BY... REVIEWED BY....

Chromatogram

Sample Name : GASOLINE 500 NG/UL
FileName : C:\2700\DATA1\365_006.raw
Method : fprint.ins
Start Time : 0.00 min End Time : 39.43 min
Scale Factor: -1 Plot Offset: 3 mV

Sample #: GASOLINE
Date : 3/3/93 12:02
Time of Injection: 3/2/93 19:20
Low Point : 3.26 mV High Point : 28.26 mV
Plot Scale: 25 mV



0000523

Software Version: 3.2 <16C20>
Date: 3/3/93 12:02
Sample Name : GASOLINE 500 NG/UL
Data File : C:\2700\DATA1\365_006.raw Date: 3/2/93 19:20
Sequence File: c:\2700\data1\365.seq Cycle: 6 Channel : A
Instrument : (A):_PE3 Rack/Vial: 1/6 Operator:
Sample Amount : 1.0000 Dilution Factor : 1.00

AUTO-CALIBRATION REPORT

Updating Sample File : c:\2700\data\F-GAS.smp
Calibration Performed At Level: 5
Values Will Replace Previous Averages in the Sample File
Retention Times in the Sample File Will Be Updated
Reported Response Values May Have Been Adjusted For Injection Volume
Reported Response Values Are The Sample File Averages.

Component	Ret. Time	Amount	Adjusted Response	Response Factor	%RSD Time	%RSD Amt	%RSD Resp	# Reps	F-Test
GASOLINE-01	3.261	500.000000	456080.593750	912.161194	0.00	0.00	0.00	1	0
GASOLINE-02	5.740	500.000000	94158.757813	188.317520	0.00	0.00	0.00	1	0
GASOLINE-03	5.944	500.000000	365091.031250	730.182068	0.00	0.00	0.00	1	0
GASOLINE-04	6.530	500.000000	143330.406250	286.660828	0.00	0.00	0.00	1	0
GASOLINE-05	8.221	400.000000	116947.406250	292.368530	0.00	0.00	0.00	1	0
GASOLINE-06	8.342	500.000000	74682.875000	149.365753	0.00	0.00	0.00	1	0
GASOLINE-07	8.939	500.000000	121938.242188	243.876480	0.00	0.00	0.00	1	0
GASOLINE-08	9.573	500.000000	34666.578125	69.333153	0.00	0.00	0.00	1	0

F-Test Result Explanations:
- 0 = Insufficient Data For Outlier Test (<3 Replicates)
- 1 = Significant Outlier (Failed at 99.9% 2nd Pass)
- 2 = Probable Outlier (Failed at 95% 1st Pass, Failed at 95% 2nd Pass)
- 3 = Probable Outlier (Failed at 95% 1st Pass, Failed at 99.9% 1st Pass)
- 4 = Probably Not Outlier (Failed at 95% 1st Pass, Passed at 99.9% 1st Pass)
- 5 = Not Outlier (Passed at 95% 1st Pass)

Calibration Curves:

Component	C0	C1	C2	C3	r^2
GASOLINE-01	----------	----------	----------	----------	--------
GASOLINE-02	----------	----------	----------	----------	--------
GASOLINE-03	----------	----------	----------	----------	--------
GASOLINE-04	----------	----------	----------	----------	--------
GASOLINE-05	----------	----------	----------	----------	--------
GASOLINE-06	----------	----------	----------	----------	--------
GASOLINE-07	----------	----------	----------	----------	--------
GASOLINE-08	----------	----------	----------	----------	--------

Software Version: 3.2 <16C20>
Sample Name : GASOLINE 500 NG/UL Time : 3/3/93 12:02
Sample Number: GASOLINE Study :
Operator :

Instrument : (A):_PE3 Channel : A A/D mV Range : 1000
AutoSampler : BUILT-IN
Rack/Vial : 1/6

Interface Serial # : Data Acquisition Time: 3/2/93 19:20
Delay Time : 0.00 min.
End Time : 39.43 min.
Sampling Rate : 1.5625 pts/sec

Raw Data File : C:\2700\DATA1\365_006.raw
Result File : c:\2700\data1\365_006.rst
Instrument File: c:\2700\data\fprint.ins
Process File : c:\2700\data\fprint.prc
Sample File : c:\2700\data\F-GAS.smp
Sequence File : c:\2700\data1\365.seq

Inj. Volume : 1 ul Area Reject : 1600.00
Sample Amount : 1.0000 Dilution Factor : 1.00

FPRINT

FID: DB-5 0.53mm.X 30M. 50^C.,4.min,8^/min.218^C.;14^/MIN,280^,HOLD10MIN

Peak #	Ret Time [min]	Area [uV-sec]	Height [uV]	BL	Area/NG CAL FACT.	Amount ng/ul	Amount ppb(Wet)	Amount (ppb Dry)	Component Name	Comments NC/CON/<DL
1	0.75	79800	42098	BV	1028	77.6030	77.603			
2	0.87	1911798	818158	VB	731	2615.2288	2.615e3			
3	1.12	31137702	986961	BE	691	45081.9141	4.508e4			
4	1.77	1031390	95575	EV	772	1335.9533	1.335e3			
5	1.86	224438	54900	VV	1195	187.8413	187.841			
6	1.99	336568	56554	VV	942	357.3216	357.322			
7	2.12	277251	25384	VV	902	307.3812	307.381			
8	2.46	48156	7862	VV	1028	46.8300	46.830			
9	2.58	42627	6794	VB	1028	41.4533	41.453			
10	2.90	28606	5627	BV	1028	27.8184	27.818			
11	3.00	34693	5968	VV	1028	33.7379	33.738			
12	3.26	456081	73039	VB	912	500.0000	500.000		GASOLINE-01	
13	3.78	4088	560	BB	1028	3.9758	3.976			
14	4.10	15834	1825	BB	1028	15.3977	15.398			
15	4.51	3886	664	BB	163	23.7792	23.779			
16	4.73	2101	333	BV	163	12.8601	12.860			
17	4.88	3402	473	VV	163	20.8182	20.818			
18	5.06	8890	999	VB	163	54.4056	54.406			
19	5.74	94159	13209	BV	188	500.0000	500.000		GASOLINE-02	
20	5.94	365091	41776	VV	730	500.0000	500.000		GASOLINE-03	
21	6.53	143330	16679	VB	287	500.0000	500.000		GASOLINE-04	
22	7.33	5756	803	BB	309	18.6443	18.644			
23	8.05	15291	2638	BV	109	140.1218	140.122			
24	8.22	116947	14495	VV	292	400.0000	400.000		GASOLINE-05	
25	8.34	74683	9526	VV	149	500.0000	500.000		GASOLINE-06	
26	8.61	35051	4243	VB	161	218.2725	218.273			
27	8.94	121938	14742	BB	326	374.4399	374.440		GASOLINE-07	
28	9.57	34667	4177	BV	90	387.0967	387.097		GASOLINE-08	
29	9.87	13495	1523	VB	55	244.0870	244.087			
30	10.35	57371	3743	BV	-133	-430.7716	-4.307e2			
31	10.78	15515	1812	VV	58	268.0835	268.084			
32	10.92	24484	2323	VB	74	333.2299	333.230			
33	11.62	18265	1637	BB	61	300.3339	300.334			
34	12.27	8528	732	BB	47	180.7696	180.770			
35	28.53	9895	1189	BB	49	201.3279	201.328			
		36801788	2319017			55379.9492	5.537e4			

0000525

PREPARED BY... REVIEWED BY....

Chromatogram

Sample Name : KEROSENE 400 NG\UL
FileName : C:\2700\DATA1\365_007.raw
Method : fprint.ins
Start Time : 0.00 min
Scale Factor: -1

End Time : 39.43 min
Plot Offset: 4 mV

Sample #:
Date : 3/3/93 12:13
Time of Injection: 3/2/93 20:12
Low Point : 3.69 mV
Plot Scale: 25 mV

High Point : 28.69 mV

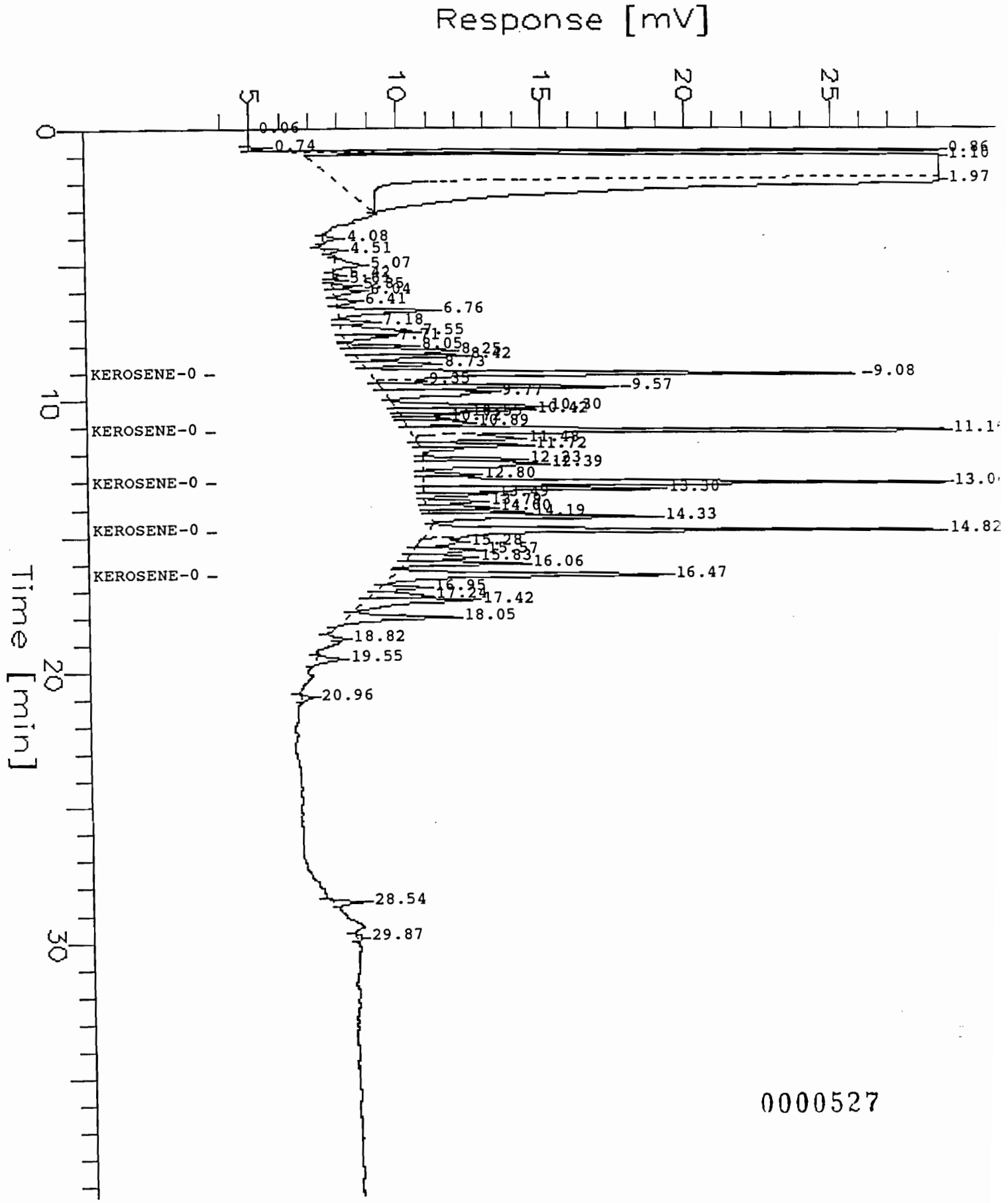

0000527

Software Version: 3.2 <16C20>
Date: 3/3/93 12:13
Sample Name : KEROSENE 400 NG\UL
Data File : C:\2700\DATA1\365_007.raw Date: 3/2/93 20:12
Sequence File: c:\2700\data1\365.seq Cycle: 7 Channel : A
Instrument : (A):_PE3 Rack/Vial: 1/7 Operator:
Sample Amount : 1.0000 Dilution Factor : 1.00

AUTO-CALIBRATION REPORT

Updating Sample File : c:\2700\data\F-KEROS.smp
Calibration Performed At Level: 4
Values Will Replace Previous Averages in the Sample File
Retention Times in the Sample File Will Be Updated
Reported Response Values May Have Been Adjusted For Injection Volume
Reported Response Values Are The Sample File Averages.

Component	Ret. Time	Amount	Adjusted Response	Response Factor	%RSD Time	%RSD Amt	%RSD Resp	# Reps	F-Test
KEROSENE-01	9.079	400.000000	149902.593750	374.756470	0.00	0.00	0.00	1	0
KEROSENE-02	11.160	400.000000	194931.937500	487.329834	0.00	0.00	0.00	1	0
KEROSENE-03	13.064	400.000000	192534.640625	481.336609	0.00	0.00	0.00	1	0
KEROSENE-04	14.818	400.000000	159280.531250	398.201325	0.00	0.00	0.00	1	0
KEROSENE-05	16.473	400.000000	97281.218750	243.203049	0.00	0.00	0.00	1	0

793932

F-Test Result Explanations:
0 = Insufficient Data For Outlier Test (<3 Replicates)
1 = Significant Outlier (Failed at 99.9% 2nd Pass)
2 = Probable Outlier (Failed at 95% 1st Pass, Failed at 95% 2nd Pass)
3 = Probable Outlier (Failed at 95% 1st Pass, Failed at 99.9% 1st Pass)
4 = Probably Not Outlier (Failed at 95% 1st Pass, Passed at 99.9% 1st Pass)
5 = Not Outlier (Passed at 95% 1st Pass)

Calibration Curves:

Component	C0	C1	C2	C3	r^2
KEROSENE-01	----------	----------	----------	----------	--------
KEROSENE-02	----------	----------	----------	----------	--------
KEROSENE-03	----------	----------	----------	----------	--------
KEROSENE-04	----------	----------	----------	----------	--------
KEROSENE-05	----------	----------	----------	----------	--------

Software Version: 3.2 <16C20>
Sample Name : KEROSENE 400 NG\UL Time : 3/3/93 12:13
Sample Number: Study :
Operator :

Instrument : (A):_PE3 Channel : A A/D mV Range : 1000
AutoSampler : BUILT-IN
Rack/Vial : 1/7

Interface Serial # : Data Acquisition Time: 3/2/93 20:12
Delay Time : 0.00 min.
End Time : 39.43 min.
Sampling Rate : 1.5625 pts/sec

Raw Data File : C:\2700\DATA1\365_007.raw
Result File : c:\2700\data1\365_007.rst
Instrument File: c:\2700\data\fprint.ins
Process File : c:\2700\data\fprint.prc
Sample File : c:\2700\data\F-KEROS.smp
Sequence File : c:\2700\data1\365.seq

Inj. Volume : 1 ul Area Reject : 1600.00
Sample Amount : 1.0000 Dilution Factor : 1.00

FPRINT

FID: DB-5 0.53mm.X 30M. 50^C.,4.min,8^/min.218^C.;14^/MIN,280^,HOLD10MIN

Peak #	Ret Time [min]	Area [uV-sec]	Height [uV]	BL	Area/NG CAL FACT.	Amount ng/ul	Amount ppb(Wet)	Amount (ppb Dry)	Component Name	Comments NC/CON/<DL
2	0.74	2381	535	BB	375	6.3542	6.354			
3	0.86	1503150	962151	BB	375	4011.0034	4.011e3			
4	1.10	32153346	986905	BE	375	85797.9766	8.579e4			
5	1.97	668797	26228	EB	375	1784.6166	1.784e3			
6	4.08	3732	466	BB	375	9.9588	9.959			
7	4.51	3636	518	BB	375	9.7029	9.703			
8	5.07	12338	898	BB	375	32.9221	32.922			
9	5.42	1762	235	BV	375	4.7010	4.701			
11	5.85	5196	726	BV	375	13.8648	13.865			
12	6.04	8818	928	VV	375	23.5287	23.529			
13	6.41	6560	680	VV	375	17.5057	17.506			
14	6.76	32635	3287	VV	375	87.0818	87.082			
15	7.18	8433	1109	VV	375	22.5027	22.503			
16	7.55	32194	2412	VV	375	85.9070	85.907			
17	7.71	12272	1547	VB	375	32.7452	32.745			
18	8.05	15244	2187	BV	375	40.6765	40.677			
19	8.25	34377	3409	VV	375	91.7327	91.733			
20	8.42	34207	3607	VV	375	91.2765	91.277			
21	8.73	23616	2494	VV	375	63.0170	63.017			
22	9.08	149903	17036	VE	375	400.0000	400.000		KEROSENE-01	
23	9.35	10817	1462	EV	375	28.8627	28.863			
24	9.57	72293	8396	VV	375	192.9063	192.906			
25	9.77	48995	3738	VB	375	130.7375	130.738			
26	10.30	46364	5058	BV	487	95.1396	95.140			
27	10.42	33624	4531	VV	487	68.9963	68.996			
28	10.55	12367	2186	VV	487	25.3775	25.378			
29	10.72	9548	1346	VV	487	19.5930	19.593			
30	10.89	24457	2209	VV	487	50.1866	50.187			
31	11.16	194932	25101	VE	487	400.0000	400.000		KEROSENE-02	
32	11.48	42453	3547	EV	487	87.1137	87.114			
33	11.72	29279	3721	VB	487	60.0802	60.080			
34	12.23	27110	3402	BV	481	56.3226	56.323			
35	12.39	48345	4131	VV	481	100.4390	100.439			
36	12.80	13605	1758	VV	481	28.2647	28.265			
37	13.06	192535	23914	VV	481	400.0000	400.000		KEROSENE-03	
38	13.30	70707	8143	VV	481	146.8980	146.898			
39	13.49	16617	2224	VB	481	34.5225	34.523			
40	13.79	14534	1916	BV	481	30.1949	30.195			
41	14.00	17664	2161	VV	398	44.3581	44.358			
42	14.19	23253	3290	VV	398	58.3959	58.396			

0000529

43	14.33	65661	7793	VB	398	164.8938	164.894	
44	14.82	159281	17572	BE	398	400.0000	400.000	KEROSENE-04
45	15.28	21369	1555	EV	398	53.6644	53.664	
46	15.57	24744	2222	VV	398	62.1403	62.140	
47	15.83	21441	2163	VV	243	88.1620	88.162	
48	16.06	32475	4128	VB	243	133.5295	133.530	
49	16.47	97281	9455	BV	243	400.0000	400.000	KEROSENE-05
50	16.95	13467	1577	VV	243	55.3714	55.371	
51	17.24	19694	1913	VV	243	80.9765	80.977	
52	17.42	49782	3715	VV	243	204.6945	204.695	
53	18.05	43408	3709	VB	243	178.4859	178.486	
54	18.82	1905	249	BB	243	7.8331	7.833	
55	19.55	9316	835	BB	243	38.3054	38.305	
56	20.96	2767	327	BB	243	11.3786	11.379	
57	28.54	7635	1004	BB	243	31.3950	31.395	
58	29.87	1661	141	BB	243	6.8313	6.831	
		36233972	2187947			96603.1328	9.660e4	

PREPARED BY...

REVIEWED BY....

Chromatogram

Sample Name : #2 FUEL OIL 400 NG\UL
FileName : C:\2700\DATA1\365_008.raw
Method : fprint.ins
Start Time : 0.00 min End Time : 39.43 min
Scale Factor: -1 Plot Offset: 4 mV

Sample #:
Date : 3/3/93 12:13
Time of Injection: 3/2/93 21:04
Low Point : 3.73 mV High Point : 28.73 mV
Plot Scale: 25 mV

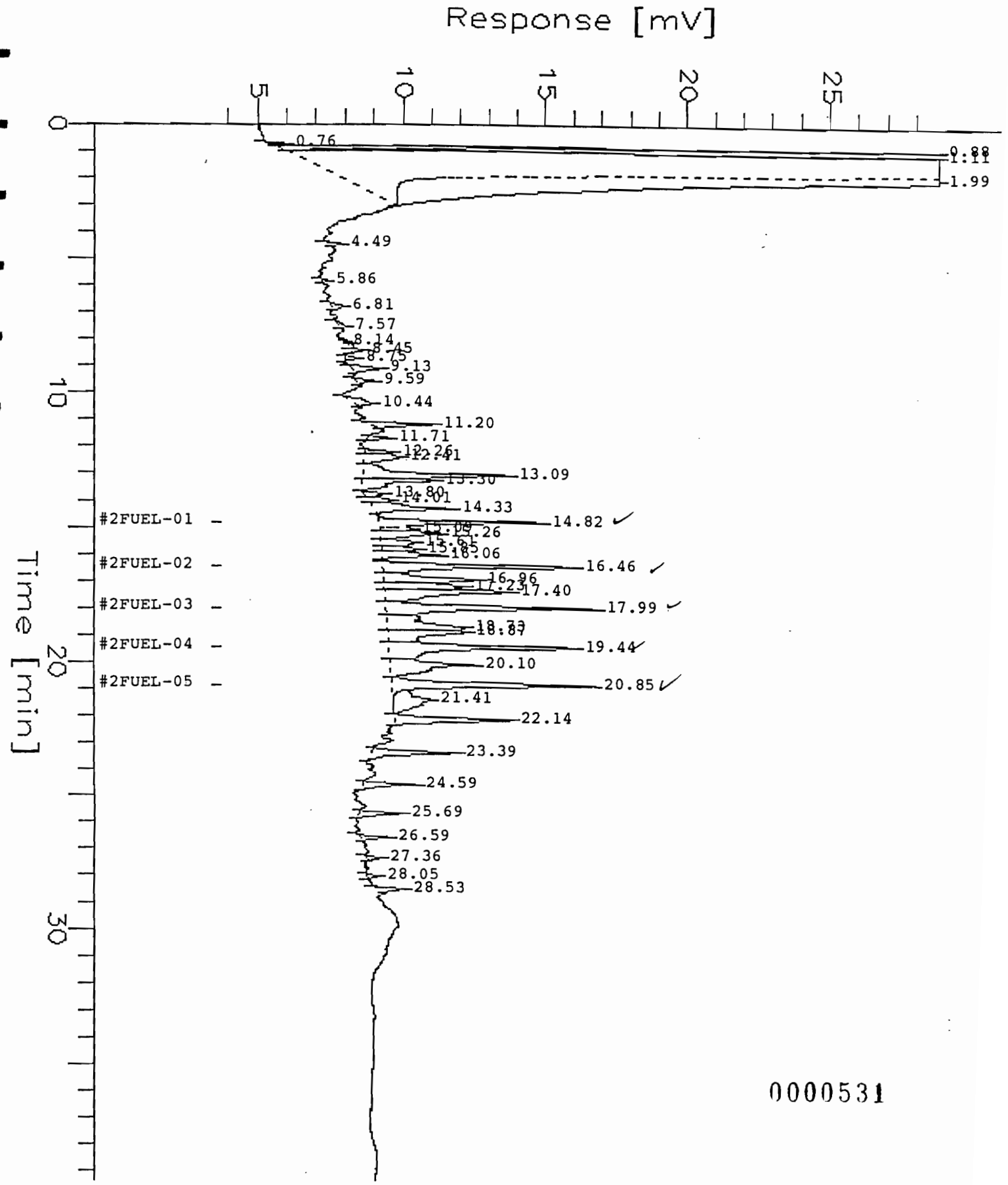

0000531

Software Version: 3.2 <16C20>
Date: 3/3/93 12:13
Sample Name : #2 FUEL OIL 400 NG\UL
Data File : C:\2700\DATA1\365_008.raw Date: 3/2/93 21:04
Sequence File: c:\2700\data1\365.seq Cycle: 8 Channel : A
Instrument : (A):_PE3 Rack/Vial: 1/8 Operator:
Sample Amount : 1.0000 Dilution Factor : 1.00

AUTO-CALIBRATION REPORT

Updating Sample File : c:\2700\data\F-#2FUEL.sm
Calibration Performed At Level: 4
Values Will Replace Previous Averages in the Sample File
Retention Times in the Sample File Will Be Updated
Reported Response Values May Have Been Adjusted For Injection Volume
Reported Response Values Are The Sample File Averages.

Component	Ret. Time	Amount	Adjusted Response	Response Factor	%RSD Time	%RSD Amt	%RSD Resp	# Reps	F-Test
#2FUEL-01	14.824	400.000000	51346.695313	128.366745	0.00	0.00	0.00	1	0
#2FUEL-02	16.455	400.000000	67918.195313	169.795487	0.00	0.00	0.00	1	0
#2FUEL-03	17.987	400.000000	85003.304688	212.508255	0.00	0.00	0.00	1	0
#2FUEL-04	19.441	400.000000	88552.953125	221.382385	0.00	0.00	0.00	1	0
#2FUEL-05	20.845	400.000000	84188.914063	210.472290	0.00	0.00	0.00	1	0

F-Test Result Explanations:
0 = Insufficient Data For Outlier Test (<3 Replicates)
1 = Significant Outlier (Failed at 99.9% 2nd Pass)
2 = Probable Outlier (Failed at 95% 1st Pass, Failed at 95% 2nd Pass)
3 = Probable Outlier (Failed at 95% 1st Pass, Failed at 99.9% 1st Pass)
4 = Probably Not Outlier (Failed at 95% 1st Pass, Passed at 99.9% 1st Pass)
5 = Not Outlier (Passed at 95% 1st Pass)

Calibration Curves:

Component	C0	C1	C2	C3	r^2
#2FUEL-01	----------	----------	----------	----------	--------
#2FUEL-02	----------	----------	----------	----------	--------
#2FUEL-03	----------	----------	----------	----------	--------
#2FUEL-04	----------	----------	----------	----------	--------
#2FUEL-05	----------	----------	----------	----------	--------

Software Version: 3.2 <16C20>
Sample Name : #2 FUEL OIL 400 NG\UL Time : 3/3/93 12:13
Sample Number: Study :
Operator :

Instrument : (A):_PE3 Channel : A A/D mV Range : 1000
AutoSampler : BUILT-IN
Rack/Vial : 1/8

Interface Serial # : Data Acquisition Time: 3/2/93 21:04
Delay Time : 0.00 min.
End Time : 39.43 min.
Sampling Rate : 1.5625 pts/sec

Raw Data File : C:\2700\DATA1\365_008.raw
Result File : c:\2700\data1\365_008.rst
Instrument File: c:\2700\data\fprint.ins
Process File : c:\2700\data\fprint.prc
Sample File : c:\2700\data\F-#2FUEL.smp
Sequence File : c:\2700\data1\365.seq

Inj. Volume : 1 ul Area Reject : 1600.00
Sample Amount : 1.0000 Dilution Factor : 1.00

FPRINT

FID: DB-5 0.53mm.X 30M. 50^C.,4.min,8^/min.218^C.;14^/MIN,280^,HOLD10MIN

Peak #	Ret Time [min]	Area [uV-sec]	Height [uV]	BL	Area/NG CAL FACT.	Amount ng/ul	Amount ppb(Wet)	Amount (ppb Dry)	Component Name	Comments NC/CON/<DL
1	0.76	12659	1764	BV	128	98.6117	98.612			
2	0.88	264877	130544	VB	128	2063.4353	2.063e3			
3	1.11	32185480	987784	BE	128	2.5073e5	2.507e5			
4	1.99	701055	26994	EB	128	5461.3423	5.461e3			
5	4.49	2905	431	BB	128	22.6285	22.629			
7	6.81	3807	394	BB	128	29.6536	29.654			
8	7.57	2489	198	BB	128	19.3913	19.391			
10	8.45	2900	402	VB	128	22.5946	22.595			
11	8.75	2900	380	BB	128	22.5943	22.594			
12	9.13	8864	988	BB	128	69.0520	69.052			
13	9.59	4726	668	BB	128	36.8167	36.817			
14	10.44	8363	567	BB	128	65.1524	65.152			
15	11.20	17405	2255	BB	128	135.5854	135.585			
16	11.71	4647	752	BB	128	36.2018	36.202			
17	12.26	7038	955	BV	128	54.8305	54.831			
18	12.41	18171	1232	VV	128	141.5541	141.554			
19	13.09	60501	5114	VV	128	471.3094	471.309			
20	13.30	29611	2538	VB	128	230.6773	230.677			
21	13.80	5437	718	BV	128	42.3578	42.358			
22	14.01	7091	800	VV	128	55.2418	55.242			
23	14.33	29782	2722	VB	128	232.0034	232.003			
24	14.82	51347	5719	BE	128	400.0000	400.000		#2FUEL-01	
25	15.09	8173	1137	EV	128	63.6651	63.665			
26	15.26	25828	2117	VV	128	201.2045	201.205			
27	15.61	13856	1192	VV	128	107.9437	107.944			
28	15.85	12627	1283	VV	170	74.3634	74.363			
29	16.06	19178	2051	VV	170	112.9468	112.947			
30	16.46	67918	6769	VV	170	400.0000	400.000		#2FUEL-02	
31	16.96	43995	3279	VV	170	259.1068	259.107			
32	17.23	27635	2806	VV	213	130.0438	130.044			
33	17.40	62498	4430	VV	213	294.0988	294.099			
34	17.99	85003	7396	VV	213	400.0000	400.000		#2FUEL-03	
35	18.73	55012	2719	VV	221	248.4929	248.493			
36	18.87	41180	2741	VV	221	186.0124	186.012			
37	19.44	88553	6545	VV	221	400.0000	400.000		#2FUEL-04	
38	20.10	55344	2989	VV	221	249.9936	249.994			
39	20.85	84189	7078	VE	211	400.0000	400.000		#2FUEL-05	
40	21.41	36988	1297	EV	211	175.7386	175.739			
41	22.14	45225	4091	VB	211	214.8737	214.874			
42	23.39	28551	2947	BB	211	135.6500	135.650			

0000533

(CAL FACTOR) AVE = 188.2

43	24.59	15719	1838	BB	211	74.6818	74.682
44	25.69	11659	1474	BB	211	55.3944	55.394
45	26.59	6654	955	BB	211	31.6128	31.613
46	27.36	2950	465	BB	211	14.0150	14.015
47	28.05	2200	348	BB	211	10.4523	10.452
48	28.53	5979	865	BB	211	28.4054	28.405
		34278968	1242729			2.6471e5	2.647e5

PREPARED BY... REVIEWED BY....

Chromatogram

Sample Name : SAE-30 1000 NG/UL
FileName : c:\2700\data1\365_009.raw
Method : fprint.ins
Start Time : 0.00 min End Time : 39.43 min
Scale Factor: -1 Plot Offset: 4 mV

Sample #:
Date : 3/3/93 13:00
Time of Injection: 3/2/93 21:56
Low Point : 3.61 mV High Point : 28.61 mV
Plot Scale: 25 mV

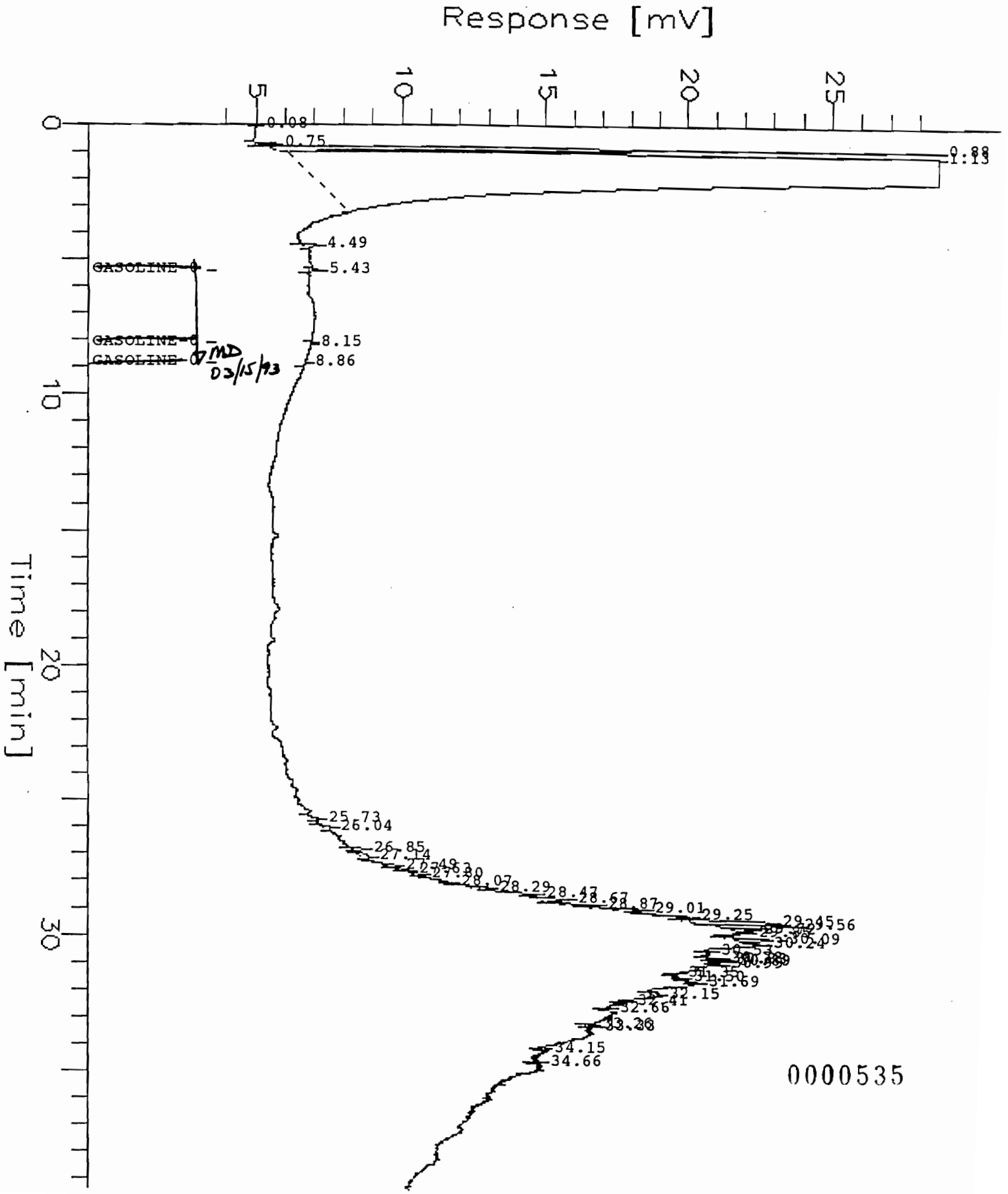

0000535

Software Version: 3.2 <16C20>
Sample Name : SAE-30 1000 NG/UL
Sample Number:
Operator :

Time : 3/3/93 13:00
Study :

Instrument : (A):_PE3
AutoSampler : BUILT-IN
Rack/Vial : 1/9

Channel : A A/D mV Range : 1000

Interface Serial # :
Delay Time : 0.00 min.
End Time : 39.43 min.
Sampling Rate : 1.5625 pts/sec

Data Acquisition Time: 3/2/93 21:56

Raw Data File : c:\2700\data1\365_009.raw
Result File : c:\2700\data1\365_009.rst
Instrument File: c:\2700\data\fprint.ins
Process File : c:\2700\data\fprint.prc
Sample File : c:\2700\data\F-GAS.smp
Sequence File : c:\2700\data1\365.seq

Inj. Volume : 1 ul
Sample Amount : 1.0000

Area Reject : 1600.00
Dilution Factor : 1.00

FPRINT

FID: DB-5 0.53mm.X 30M. 50^C.,4.min,8^/min.218^C.;14^/MIN,280^,HOLD10MIN

Peak #	Ret Time [min]	Area [uV-sec]	Height [uV]	BL	Area/NG CAL FACT.	Amount ng/ul	Amount ppb(Wet)	Amount (ppb Dry)	Component Name	Comments NC/CON/<DL
2	0.75	3102	705	BB	1028	3.0164	3.016			
3	0.88	603241	352138	BB	845	713.8317	713.832			
4	1.13	32982338	987722	BB	691	47762.2617	4.776e4			
5	4.49	3222	512	BB	163	19.7182	19.718			
10	26.04	1760	228	BB	33	54.0959	54.096			
11	26.85	2288	411	BB	33	70.3221	70.322			
12	27.14	2373	220	BB	33	72.9494	72.949			
13	27.49	3494	306	BV	34	103.6816	103.682			
14	27.63	2155	319	VV	33	66.2557	66.256			
17	28.29	3226	361	BB	33	99.1651	99.165			
19	28.67	6525	1004	BB	44	150.0996	150.100			
20	28.87	4351	715	BV	37	116.8039	116.804			
21	29.01	6149	1058	VB	43	144.3414	144.341			
22	29.25	2728	607	BB	33	83.8487	83.849			
23	29.45	16683	2639	BV	59	281.9607	281.961			
24	29.56	21119	2820	VV	67	315.4299	315.430			
25	29.72	2655	605	VB	33	81.6093	81.609			
27	30.09	8208	1336	BB	47	175.8732	175.873			
37	32.15	2308	226	BB	33	70.9433	70.943			
		33677928	1353930			50386.2031	5.038e4			

PREPARED BY... REVIEWED BY....

0000536

Chromatogram

Sample Name : 10W-40 1000 NG\UL
FileName : c:\2700\data1\365_012.raw
Method : fprint.ins
Start Time : 0.00 min End Time : 39.41 min
Scale Factor: -1 Plot Offset: 4 mV

Sample #:
Date : 3/3/93 13:01
Time of Injection: 3/3/93 12:33
Low Point : 3.68 mV High Point : 28.68 mV
Plot Scale: 25 mV

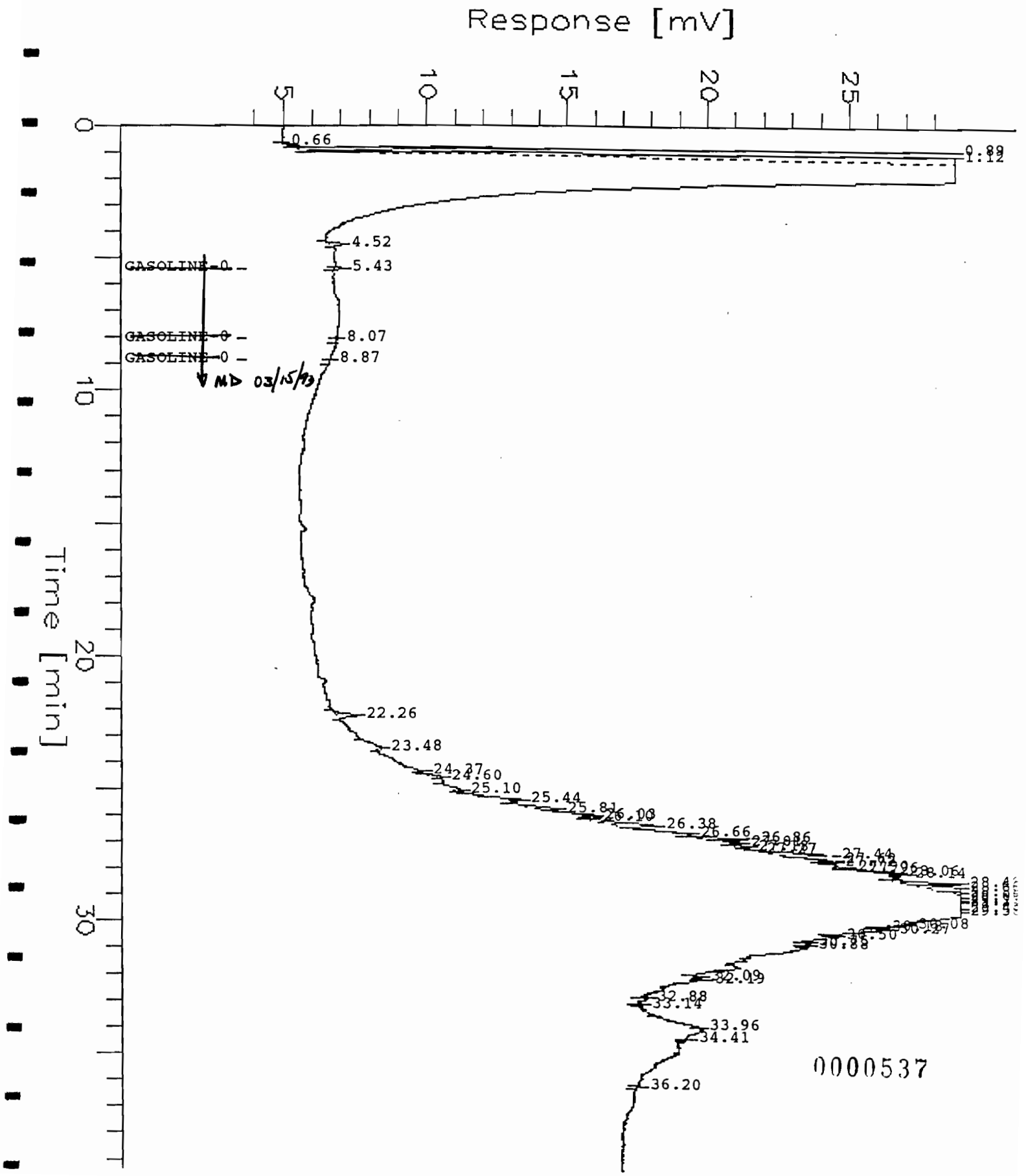

0000537

Software Version: 3.2 <16C20>
Sample Name : 10W-40 1000 NG\UL Time : 3/3/93 13:01
Sample Number: Study :
Operator :

Instrument : (A): PE3 Channel : A A/D mV Range : 1000
AutoSampler : BUILT-IN
Rack/Vial : 1/12

Interface Serial # : Data Acquisition Time: 3/3/93 12:33
Delay Time : 0.00 min.
End Time : 39.41 min.
Sampling Rate : 1.5625 pts/sec

Raw Data File : c:\2700\data1\365_012.raw
Result File : c:\2700\data1\365_012.rst
Instrument File: c:\2700\data\fprint.ins
Process File : c:\2700\data\fprint.prc
Sample File : c:\2700\data\F-GAS.smp
Sequence File : c:\2700\data1\365.seq

Inj. Volume : 1 ul Area Reject : 1600.00
Sample Amount : 1.0000 Dilution Factor : 1.00

FPRINT

FID: DB-5 0.53mm.X 30M. 50^C.,4.min,8^/min.218^C.;14^/MIN,280^,HOLD10MIN

Peak #	Ret Time [min]	Area [uV-sec]	Height [uV]	BL	Area/NG CAL FACT.	Amount ng/ul	Amount ppb(Wet)	Amount (ppb Dry)	Component Name	Comments NC/CON/<DL
1	0.66	4861	-616	BV	1028	4.7268	4.727			
2	0.89	70954	40622	VB	1028	69.0002	69.000			
3	1.12	30483576	982448	BB	691	44131.4375	4.413e4			
4	4.52	3023	424	BB	163	18.5021	18.502			
8	22.26	5966	684	BB	42	141.5450	141.545			
9	23.48	4115	253	BB	36	113.2009	113.201			
11	24.60	1844	213	BB	33	56.6919	56.692			
12	25.10	2310	166	BB	33	71.0005	71.001			
13	25.44	1909	419	BB	33	58.6875	58.688			
14	25.81	7300	660	BB	45	161.9702	161.970			
15	26.03	3128	404	BB	33	96.1496	96.150			
17	26.38	14509	1418	BB	57	256.1332	256.133			
18	26.66	3050	573	BB	33	93.7542	93.754			
19	26.86	9370	1700	BV	48	193.6662	193.666			
21	27.18	1863	274	BV	33	57.2685	57.269			
23	27.44	13638	1950	BB	56	245.7857	245.786			
24	27.62	2396	568	BB	33	73.6636	73.664			
25	27.72	1662	537	BV	33	51.0883	51.088			
26	27.90	2400	417	VB	33	73.7589	73.759			
28	28.06	3620	829	BV	34	105.6150	105.615			
30	28.48	13303	2036	BV	55	241.8145	241.815			
31	28.66	17295	2535	VV	60	289.2308	289.231			
32	28.84	2762	568	VB	33	84.8904	84.890			
33	29.00	3819	904	BB	35	108.6595	108.660			
36	29.44	10719	1629	BV	51	211.1165	211.117			
37	29.58	13661	2568	VB	56	246.0614	246.061			
38	30.08	1935	482	BB	33	59.4937	59.494			
40	30.27	2690	693	VB	33	82.6887	82.689			
		30707682	1045358			47397.6016	4.739e4			

0000538

PREPARED BY... REVIEWED BY....

nytest environmental inc.

Raw Quality Control Data

0000539

nytest environmental inc

REPORT OF ANALYSIS

Log In No.: 15897

We find as follows:

Results in mg/kg (dry wt. basis):

Sample Identification	Parameter(s)
	TPHC 310-14
METHOD BLK	<10.0

Chromatogram

Sample Name : HEX /BLANK
FileName : c:\2780\data1\365_014.raw
Method : fprint.ins
Start Time : 0.00 min End Time : 39.43 min
Scale Factor: -1 Plot Offset: 4 mV

Sample #: BLANK
Date : 3/3/93 13:02
Time of Injection: 3/3/93 02:18
Low Point : 3.63 mV High Point : 28.63 mV
Plot Scale: 25 mV

BLANK 49/10 ml

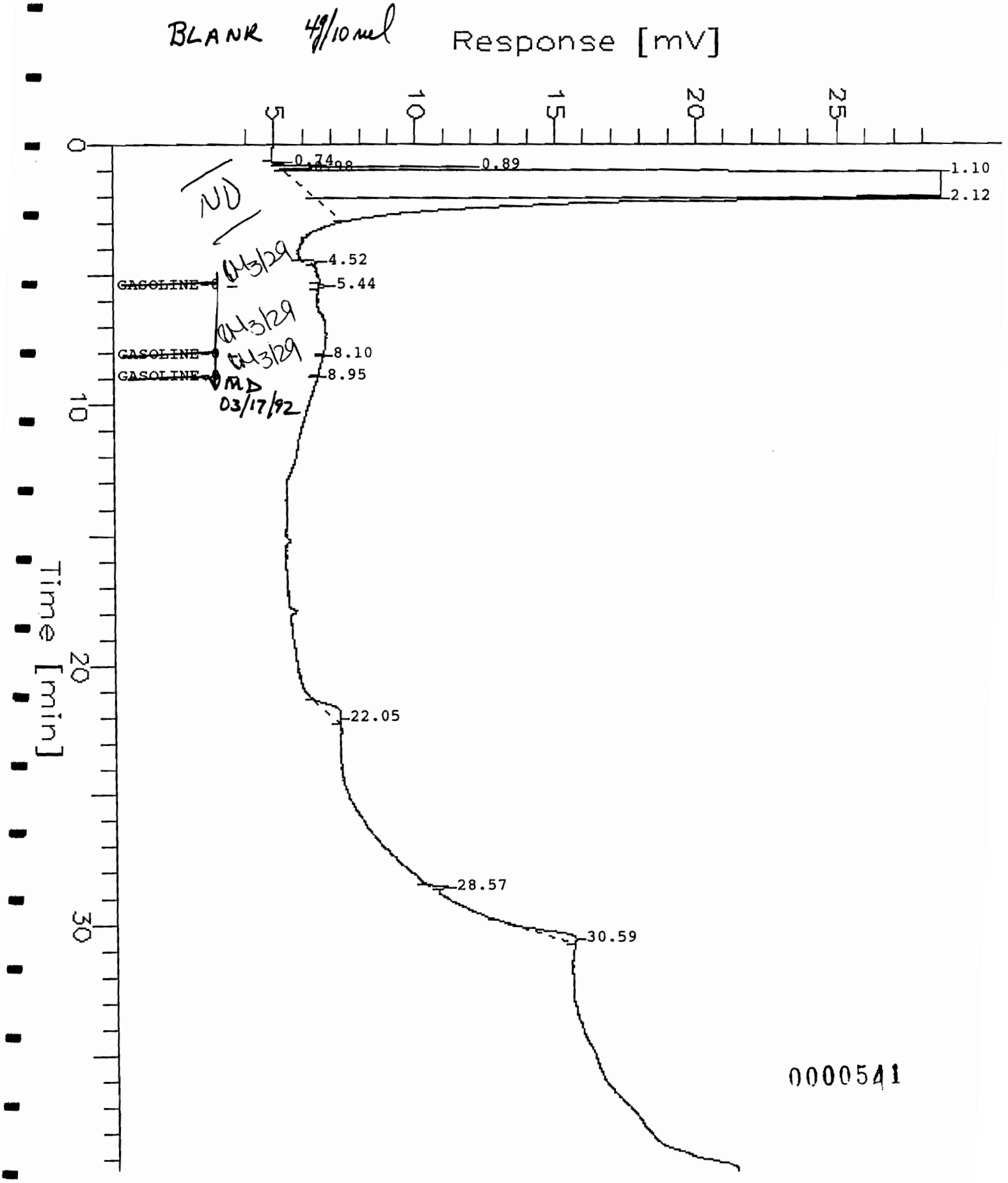

0000541

Software Version: 3.2 <16C20>

Sample Name : HEX
Sample Number:
Operator :

Method Blank

Time : 3/3/93 13:02
Study :

Instrument : (A): PE3
AutoSampler : BUILT-IN
Rack/Vial : 1/14

Channel : A A/D mV Range : 1000

Interface Serial # :
Delay Time : 0.00 min.
End Time : 39.43 min.
Sampling Rate : 1.5625 pts/sec

Data Acquisition Time: 3/3/93 02:18

Raw Data File : c:\2700\data1\365_014.raw
Result File : c:\2700\data1\365_014.rst
Instrument File: c:\2700\data\fprint.ins
Process File : c:\2700\data\fprint.prc
Sample File : c:\2700\data\F-GAS.smp
Sequence File : c:\2700\data1\365.seq

Inj. Volume : 1 ul
Sample Amount : ~~1.0000~~ 46/10ml 8/43/29

Area Reject : 1600.00
Dilution Factor : 1.00

FPRINT

FID: DB-5 0.53mm.X 30M. 50^C.,4.min,8^/min.218^C.;14^/MIN,280^,HOLD10MIN

Peak #	Ret Time [min]	Area [uV-sec]	Height [uV]	BL	Area/NG CAL FACT.	Amount ng/ul	Amount ppb(Wet)	Amount (ppb Dry)	Component Name	Comments NC/CON/<DL
1	0.74	2009	456	BV	1028	1.9541	1.954			
2	0.89	17738	7262	VE	1028	17.2495	17.250			
3	0.98	3385	1167	EV	1028	3.2915	3.292			
4	1.10	32480598	988993	VV	691	47033.2070	4.703e4			
5	2.12	539635	44893	VB	868	621.4093	621.409			
6	4.52	2787	389	BB	163	17.0531	17.053			
10	22.05	16905	215	BB	59	284.6004	284.600			
11	28.57	3823	511	BB	35	108.7182	108.718			
12	30.59	20048	519	BB	65	309.7669	309.767			
		33086928	1044406			48397.2539	4.839e4			

PREPARED BY... REVIEWED BY....

0000542