


FINAL

**WELL COMPLETION REPORT
FOR THE INSTALLATION OF ADDITIONAL
MONITORING WELLS – PHASES I & II
AT THE CLAREMONT POLYCHEMICAL
SUPERFUND SITE**

OLD BETHPAGE, NEW YORK

November 2006



Prepared for
United States Army Corps of Engineers, Kansas City District

Prepared by
Science Applications International Corporation
Under Contract No. DACW41-02-D-005, Task Order No. 0002

Table of Contents

Acronyms and Abbreviations	Preceding Text
1.0 INTRODUCTION.....	1
1.1 BACKGROUND.....	1
1.2 OBJECTIVES	2
1.3 PROJECT ORGANIZATION AND RESPONSIBILITIES	3
2.0 FIELD ACTIVITIES	4
2.1 APPROVED FIELD CHANGES TO THE WORK PLAN.....	4
2.1.1 Naming Convention of Monitoring Well at Location EW-10.....	4
2.1.2 Schedule for Drilling and Installation of Monitoring Wells EW-13D and EW-14D	5
2.1.3 Well Development Criteria	5
2.1.4 Discontinued Use of Top Centralizer	5
2.1.5 Initial Sampling Depth at EW-4D.....	6
2.1.6 Location of EW-11D.....	6
2.2 ROTARY SONIC DRILLING AND WELL INSTALLATION.....	7
2.2.1 Drill Site Preparation.....	7
2.2.2 Equipment Preparation and Health and Safety Inspections	7
2.2.3 Decontamination.....	7
2.2.4 Rotary Sonic Drilling.....	7
2.2.5 Well Construction	8
2.3 DISCRETE INTERVAL GROUNDWATER SAMPLING	10
2.3.1 EW-2D Discrete Interval Groundwater Sampling Results	11
2.3.2 EW-4D Discrete Interval Groundwater Sampling Results	12
2.3.3 EW-10C Discrete Interval Groundwater Sampling Results.....	12
2.3.4 EW-11D Discrete Interval Groundwater Sampling Results	13
2.3.5 EW-12D Groundwater Sampling Results	13
2.3.6 EW-13D Groundwater Sampling Results	14
2.3.7 EW-14D Discrete Interval Groundwater Sampling Results	14
2.3.8 QA/QC Sampling Results.....	15
2.4 WELL DEVELOPMENT	15
2.4.1 Phase I Well Development.....	15
2.4.2 EW-2D, EW-12D and EW-13D Turbidity Issue and Redevelopment	17
2.4.3 Phase II Well Development.....	19
2.5 WASTE MANAGEMENT	20
2.5.1 Soil.....	20

2.5.2 Water21

2.6 PUMP INSTALLATION21

2.7 SURVEYING.....21

3.0 STRATIGRAPHIC CROSS-SECTIONS.....23

3.1 EAST –WEST CROSS-SECTION.....23

3.2 NORTH –SOUTH CROSS-SECTION.....24

3.3 NORTHWEST-SOUTHEAST CROSS-SECTION.....24

4.0 REFERENCES26

Figures

Figure 1 New Monitoring Well Location Map Following Text

Figure 2 Stratigraphic Cross Section A-A’ Following Text

Figure 3 Stratigraphic Cross Section B-B’ Following Text

Figure 4 Stratigraphic Cross Section C-C’ Following Text

Tables

Table 1 Claremont Screening Levels Following Text

Table 2 Well Construction Details..... Following Text

Table 3 EW-2D Groundwater Sampling Laboratory Analytical Results..... Following Text

Table 4 EW-4D Groundwater Sampling Laboratory Analytical Results..... Following Text

Table 5 EW-10C Groundwater Sampling Laboratory Analytical Results Following Text

Table 6 EW-11D Groundwater Sampling Laboratory Analytical Results..... Following Text

Table 7 EW-12D Groundwater Sampling Laboratory Analytical Results..... Following Text

Table 8 EW-13D Groundwater Sampling Laboratory Analytical Results..... Following Text

Table 8a EW-13D Groundwater Sampling Dissolved Gases Laboratory Analytical Results Following Text

Table 9 EW-14D Groundwater Sampling Laboratory Analytical Results..... Following Text

Table 10 Quality Control Sampling Laboratory Analytical Results Following Text

Table 11 Turbidity Issue Groundwater Sampling Laboratory Analytical Results..... Following Text

Table 12 Soil Cuttings Sample Laboratory Analytical Results Following Text

Appendices

Appendix A Daily Activity Reports
Appendix B Photos
Appendix C Field Change Requests
Appendix D Well Boring Logs
Appendix E Monitoring Well Construction Logs
Appendix F NYSDEC Well Completion Reports
Appendix G Groundwater Sampling Logs
Appendix H Groundwater Sampling Laboratory Reports
Appendix I Well Development Logs
Appendix J Turbidity Issue Groundwater Sampling Laboratory Reports
Appendix K Waste Disposal Documentation
Appendix L Soil Cuttings Sampling Laboratory Report

Acronyms and Abbreviations

amsl	above mean sea level
bgs	below ground surface
DO	dissolved oxygen
EPA	United States Environmental Protection Agency
FCR	field change request
gpm	gallons per minute
GWTF	groundwater treatment facility
LTRA	Long Term Response Action
NTU	nephelometric turbidity units
NYSDEC	New York State Department of Environmental Conservation
ORP	oxidation reduction potential
OU1	Operable Unit 1
PCE	tetrachloroethene
PG	Professional Geologist
PID	photoionization detector
PVC	polyvinyl chloride
QA/QC	quality assurance/quality control
ROD	record of decision
RPD	relative percent difference
SAIC	Science Applications International Corporation
SAP	sampling and analysis plan
SOW	scope of work
SSHP	site safety and health plan
TCE	trichloroethene
USACE	United States Army Corps of Engineers
VOC	volatile organic compound

1.0 INTRODUCTION

This Well Completion Report describes activities related to the installation of seven additional groundwater monitoring wells at the Claremont Polychemical Superfund Site in Old Bethpage, New York. Science Applications International Corporation (SAIC) completed the well installations in accordance with the U.S. Army Corps of Engineers Kansas City District (USACE) *LTRA Scope of Work Addendum* (USACE 2005), the USACE approved *Work Plan* (SAIC 2005), and SAIC's proposal to USACE (SAIC 2005a).

1.1 Background

Operation of the Groundwater Treatment Facility (GWTF) at the Claremont Polychemical Facility began in February 2000 as part of the remedy for Operable Unit 1 (OU1) for groundwater as identified in the Record of Decision (ROD) dated 1990. The plant pumps and treats contaminated groundwater stemming from the release of hazardous chemicals, primarily volatile organic compounds (VOCs), from a former chemical manufacturing plant. Groundwater is extracted at a combined rate of approximately 400 gallons per minute (gpm) from three extraction wells. Groundwater is treated to meet discharge requirements in accordance with a New York State Department of Environmental Conservation (NYSDEC) state discharge equivalency permit. Treated groundwater is discharged to groundwater via four groundwater injection wells. Site monitoring conducted in support of the Claremont Polychemical treatment program currently includes quarterly sampling and analysis of groundwater from 37 monitoring and 3 extraction wells. Additional groundwater data collected includes groundwater elevations and water quality field data collected during well purging prior to sample collection.

There are two other groundwater extraction, treatment and monitoring programs ongoing in the area of the Claremont Site. These include a groundwater remediation program being performed by Nassau County in relation to a groundwater plume thought to be originating from the Fireman's Training Center, and a groundwater remediation program being performed by the Town of Oyster Bay in relation to a groundwater plume thought to be originating from the Old Bethpage Landfill.

Interpretations of the data collected under the Claremont Polychemical and Nassau County programs indicated possible hydrogeologic interrelationships between the three ongoing groundwater extraction and plume monitoring programs. As a result, the U.S. Environmental Protection Agency (EPA) determined that groundwater monitoring at additional locations and depths was required to further define regional

groundwater plume and flow conditions. Further definition of regional plume and flow characteristics will support a reevaluation of the adequacy and efficiency of the three groundwater extraction systems. This approach to groundwater management may suggest opportunities for operating the three systems in consideration of the regional groundwater setting so that the total effectiveness and efficiency of the three programs are optimized.

Data obtained by Nassau County during investigations conducted for the Fireman's Training center indicated that contamination is present at depths below those currently monitored at the Claremont site. Site-specific data from monitoring well EW-7C at Claremont also suggested the occurrence of groundwater contamination below the maximum depth of ongoing site monitoring at monitoring well clusters EW-2 and EW-4.

In order to address the need for additional data, four additional upgradient monitoring wells (EW-7C, EW-7D, EW-8D and EW-9D, Figure 1) were installed in November and December 2004 to determine if groundwater beneath the site is being impacted by unidentified hydraulically upgradient sources and to further define the horizontal and vertical extent of contamination at the site. These monitoring wells were installed in Levels 4 and 5 in the northeast corner of the site (EW-7C and EW-7D), Level 5 in the northwest corner of the site (EW-8D), and Level 5 north of the former process plant (EW-9D). Levels 4 and 5 (corresponding roughly to Level B in the County well field) were selected to determine if contamination previously detected at depth during Nassau County investigations is related to sources hydraulically upgradient of the Claremont Polychemical site. The Screening Level depths used for these previous investigations, as well as for the recent investigations are defined in Table 1.

Installation of the wells completed in 2004 indicated the possible presence of a contaminant plume originating from a source hydraulically up-gradient of the Claremont site. These results indicated that this other plume, if confirmed by additional well installations, is likely commingling with the contaminant plume originating from Claremont. The groundwater characterization results also documented that the easternmost boundary of the groundwater plume beneath the Claremont site could not be delineated based on the existing data. Installation of additional wells was planned to further evaluate the possible presence and extent of this other plume.

1.2 Objectives

The principle objectives of the work were as follows:

- Determine the aquifer characteristics with depth as related to groundwater flow, and the fate and

transport of any associated groundwater contaminants, with emphasis on those areas located immediately east of the Claremont site.

- Determine the presence or absence and distribution with depth of any groundwater contaminants.
- Define the eastern side of the plume and determine the effects of the extraction and injection well fields on plume capture.

As discussed in greater detail in the following sections of this report, the general approach was to advance a borehole at each location while collecting continuous soil cores for detailed geologic logging. Groundwater samples were collected, generally, at 20-foot intervals and quickly analyzed for VOCs by a local laboratory. The results of the soil coring and groundwater analysis were used to guide the drilling and well construction process. The results were also interpreted to determine the maximum depth of contaminants and the depth of highest contaminant concentrations. These results will be used in future hydrogeologic modeling evaluations of the source, extent, and fate and transport controls on area groundwater impacts.

1.3 Project Organization and Responsibilities

SAIC, on behalf of USACE, had overall responsibility for the installation of the additional monitoring wells at the site. SAIC personnel were onsite providing direct oversight during drilling, sampling and well installation activities. The USACE and the EPA provided project direction and oversight and was responsible for reviewing sampling results and field observations, and for making final decisions on the depth and screened intervals of the monitoring wells. The USACE and the EPA made periodic visits to provide field oversight.

The drilling subcontractor for the installation of the new monitoring wells was D.L. Maher Drilling & Pump Services, a Division of Boart Longyear Company (Maher). The local analytical laboratory was American Analytical Laboratories located in Farmingdale, NY. Survey work was completed by AK Associates Professional Land Surveyors of Rockville Centre, NY.

2.0 FIELD ACTIVITIES

Seven additional monitoring wells were installed using industry standard rotary sonic drilling methods. Well drilling activities were completed in two phases. Phase I began on December 13, 2005, and was completed on January 17, 2006. Wells installed during Phase I included EW-2D, EW-10C, EW-12D and EW-13D. Phase II began on May 3rd and was completed on May 22, 2006. Wells installed during Phase II included EW-4D, EW-11D and EW-14D.

During drilling, groundwater samples were collected at discrete depths for laboratory analysis for contaminant screening purposes. The samples were analyzed by a local analytical laboratory with rapid turn around times. Screening level results were available in less than two hours to support near real-time decision making on total boring and sampling depth and final well construction. After construction, wells were developed and dedicated bladder pumps were installed in each monitoring well. Final well locations and elevations were determined by engineering survey. All work was done in accordance with the USACE approved *Work Plan* (SAIC 2005d), *Site Safety and Health Plan* (SSHP) (SAIC 2004), and the *Sampling and Analysis Plan* (SAP) (SAIC 2005b). Copies of the Daily Activity Reports completed by the SAIC Field Manager are included in Appendix A. Photographs were taken throughout the well installation task and are included in Appendix B.

2.1 Approved Field Changes to the Work Plan

All work was done in accordance with the USACE approved *Work Plan* (SAIC 2005d) with the exception of the approved field changes described below. The field change request (FCR) log and forms are included in Appendix C.

2.1.1 Naming Convention of Monitoring Well at Location EW-10

The *Work Plan* proposed the installation of monitoring well EW-10D with a screened interval of 270 to 280 feet below grade surface (bgs). Based on the laboratory results from the samples collected at the well location, the USACE, EPA and SAIC determined that the well should be constructed with a screen interval shallower than that proposed in the *Work Plan*. Based on the shallower completion depth, it was determined that the monitoring well installed at the EW-10 location would be named EW-10C instead of EW-10D in accordance with well naming conventions used at the site.

2.1.2 Schedule for Drilling and Installation of Monitoring Wells EW-13D and EW-14D

The *Work Plan* proposed monitoring well EW-14D to be constructed during Phase I. Due to poor access conditions due to winter season site wetness at the EW-14D location on the State University of New York (SUNY) at Farmingdale property, the EPA and USACE agreed that EW-13D, originally proposed under the Phase II work scope, should be installed during Phase I in place of EW-14D. The drilling and construction of EW-13D was completed during Phase I, and EW-14D was installed during Phase II.

2.1.3 Well Development Criteria

Section 3.8 of the *Work Plan* required that the development of the newly installed wells be completed by pumping until the field parameters pH, conductivity, DO, and ORP are stable and turbidity be less than 50 nephelometric turbidity units (NTUs). The development was to be continued until the stabilization of field parameters were achieved, or a total pumping time of 3 hours was reached and a minimum volume of water was removed equaling three well volumes and three times the volume of water lost during drilling within the screened interval. If the 3 hour time limit was reached before stabilization was achieved, then the USACE was to be contacted and further development requirements were to be determined.

Developing the wells so that the purge water had a turbidity of less than 50 NTUs was not always feasible. After 3.25 hours of development at EW-2D, all of the development requirements were met with the exception of turbidity. The USACE project manager was contacted to discuss further development of the well. It was determined that no additional well development would be required at the EW-2D well location. In addition, SAIC was advised that during the following weekend, SAIC could terminate development activities at the other well locations and consider development complete if all requirements were met with the exception of turbidity without contacting the USACE for approval at each well. These decisions were made based on the fact that previous experience with wells installed by sonic methods using this same development methodology had yielded sediment free samples during subsequent low-flow sampling events. It was also understood that future additional development may be required for any well where the target turbidity value of 50 NTUs was unable to be achieved during a future quarterly sampling event.

2.1.4 Discontinued Use of Top Centralizer

Section 3.6 of the *Work Plan* required that two centralizers be used during well construction to keep the well screen in the center of the borehole. The centralizers are placed at the top and at the bottom of the

well screen. Two centralizers were used during the construction of all Phase I wells; however, the driller experienced frequent problems during placement of the sand pack when the sounding tape would get caught on the centralizer. Frequent sounding during placement of the sand pack was necessary during well construction to ensure that material thickness requirements were met.

During construction of EW-14D, the sounding tape became caught on the top centralizer, and the driller was unable to free it. Approximately 100 feet of sounding tape and the steel weight were lost down the borehole in the sand pack. In order to retrieve the sounding tape, the screen and riser were removed from the borehole, and, fortunately, the tape and weight came up with the screen tangled up in the top centralizer. The borehole was cleaned out to remove the sand pack and reestablish the desired well depth, and the well was reconstructed.

Given the problems experienced at EW-14D and the potential for a significant impact to the drilling program (e.g., unable to retrieve broken sounding tape from well resulting in the possible abandonment of the borehole and re-drilling of the well at an adjacent location), SAIC submitted FCR 2 proposing that only the bottom centralizer be used during well construction for the Phase II wells. This change was justified based on the fact that the bottom of the screen was centered by the lower centralizer, and the remainder of the screen would remain centered since the screen and riser was suspended from the drill rig during well construction to ensure that it was hanging centered in the borehole. In addition, the screen and riser were made of Schedule 80 PVC further minimizing the possibility of flexing the well. The approved FCR 2 is included in Appendix C.

2.1.5 Initial Sampling Depth at EW-4D

Section 3.4.1 of the *Work Plan* proposed that groundwater sampling at EW-4D begin at a depth of 155 feet bgs. Monitoring well EW-4D is located in an existing well cluster that includes EW-4C that has a total depth of 155 feet bgs. EW-4C has been sampled quarterly for over four years. SAIC submitted FCR 3 to propose that sampling begin at the drilling interval below 155 feet bgs because sampling at 155 feet bgs would not provide new characterization information. The approved FCR 3 is included in Appendix C. Discrete interval sampling at EW-4D began at 175 feet bgs.

2.1.6 Location of EW-11D

As shown on Figure 1a of the *Work Plan*, the proposed location of EW-11D was between EW-12D and EW-13D. Based on findings during Phase I and discussions with the USACE and EPA, it was determined

that more useful characterization information would be obtained if the location of EW-11D was moved approximately 450 feet east of EW-12D. SAIC submitted FCR 4 to propose moving this well location. The approved FCR 4 is included in Appendix C.

2.2 Rotary Sonic Drilling and Well Installation

2.2.1 Drill Site Preparation

SAIC reviewed all proposed drilling locations with respect to drill rig access, subsurface and overhead utility clearance, ground surface conditions and surface water flow conditions and staked the proposed well locations in the field. All proposed drilling locations were reviewed and approved by the USACE and the EPA. Prior to each Phase of drilling and as required by law, the drilling subcontractor completed a New York City & Long Island One Call ticket to identify underground utilities that could be in potential conflict with the proposed drilling locations. On the legal dig date, the proposed drilling locations and utility mark outs were reviewed, and there were no conflicts. Drill sites located on SUNY and Old Bethpage State Park properties were reviewed with the facility managers and access agreements were secured by the EPA.

2.2.2 Equipment Preparation and Health and Safety Inspections

Upon mobilization to the site, SAIC verified that the drilling subcontractor's equipment was acceptable and operable. The three operable kill switches on the rig were tested daily, and the test was documented by SAIC. A Drill Rig Operational Checklist was completed at the beginning of each 10-day shift. A Daily Tailgate Safety Meeting and Drill Rig Inspection Checklist were completed at the beginning of each day. This documentation is in the project file and is available on request.

2.2.3 Decontamination

A temporary decontamination pad was constructed by Maher adjacent to the treatment plant building at the edge of the asphalt pavement. All of the drilling equipment was decontaminated upon mobilization to the site, between wells, and prior to demobilization in accordance with the SAP (SAIC 2005b). Decontamination fluids generated were collected in the decontamination pad and were handled in accordance with the procedures detailed in Section 2.5.

2.2.4 Rotary Sonic Drilling

All of the monitoring wells were installed in accordance with the LTRA SOW Addendum (USACE 2005) and the NYSDEC State Requirements for Drilling and Well Construction (6 NYCRR 360-2.11).

The senior driller on the rig was certified and licensed to operate in the State of New York.

Rotary sonic drilling is a multi-cased system that simultaneously uses high-frequency vibration and low-speed rotational motion coupled with downward pressure to advance the cutting edge of the circular drill string. This action produces a uniform borehole while providing relatively continuous, undisturbed core samples of both overburden and most bedrock formations that can be retrieved for examination and classification.

For this project, Maher used a four-inch diameter core barrel with a six-inch diameter over ride casing to advance the borehole to the total depth. The use of water to assist in drilling was minimized and only used when it was necessary due to subsurface conditions. Below the water table, heaving sand conditions were occasionally encountered and actions were taken to minimize heaving by adding potable water to the inside of the drill string in an attempt to maintain positive hydrostatic pressure within the drill string. When heaving sands were identified within the drill string, a minimal quantity of water was used to remove the sand.

Continuous soil cores from the ground surface to the bottom of the borehole at each well location were collected for logging purposes, screen depth and interval selection, and inspection of materials within the screened interval to determine adequacy of the proposed filter pack material. Retrieved soil cores were vibrated out of the core barrel into plastic sleeves and labeled. The plastic sleeves were opened, and the soil cores were screened immediately with a photo-ionization detector (PID). SAIC's field geologist logged the soils and completed USACE Forms MRK55 and MRK55-2 in accordance with the USACE borehole logging guidance. Copies of the boring logs are included in Appendix D. When the water table was encountered and the borehole was advanced far enough to provide a water column sufficient for pumping, discrete interval groundwater samples were collected for laboratory analysis. Groundwater sampling is described in Section 2.3. Drill cuttings and fluids were containerized and processed as discussed in Section 2.5.

2.2.5 Well Construction

All of the monitoring wells were constructed and completed in accordance with the LTRA SOW Addendum (USACE 2005) and the New York State requirements (6 NYCRR 360-2.11). The monitoring wells screens were nominal 2.25-inch inside diameter, 0.010-inch machine slotted, Schedule 80 PVC and 10 feet in length. The well screens were attached by flush threads to 2.25-inch inside diameter Schedule 80 PVC riser pipe. For the Phase I wells, stainless steel centralizers were installed above and at the

bottom of the screen to hold the screen in the center of the borehole during filter pack placement. Only the bottom centralizer was used for the Phase II wells as discussed in Section 2.1.4.

Adequacy of the filter pack was determined in the field based on the visual inspection of the grain size distribution of the subsurface materials within the screened interval. A filter pack consisting of Morie No. 0 silica sand was used for all wells. The filter pack was installed from 6 inches below the well screen to a minimum of two feet above the top of the well screen. The sand pack was installed at a uniform rate and was closely monitored to ensure even placement and prevent bridging. The sonic casing was gently vibrated to settle and set the filter pack, and to retrieve the casing. The duration and intensity of casing vibration during settling of the sand pack and retrieval of the casing was minimized due to the potential for unstable borehole conditions below the screen interval due to borehole abandonment below the screened interval. Approximately six inches of a finer grained sand pack material (Morie No. 000) was placed at the top of the sand pack between the filter pack sand and the bentonite seal.

Following the placement of the filter pack sand and overlying fine sand, a bentonite chip seal of at least three feet was placed above the filter pack. The bentonite was allowed to fully hydrate in accordance with the work plan prior to emplacement of overlying materials. The top of the bentonite seal was verified using a weighted tape during placement. Six to twelve inches of fine grained (Morie No. 000) sand pack was placed above the bentonite seal to minimize grout infiltration as required by New York State Requirements.

An annular seal consisting of a cement-bentonite grout was placed above the fine sand overlying the bentonite seal using a side discharge tremie pipe. The tremie pipe was closed ended with side discharging openings along the bottom portion of the pipe. The side discharge application of the annular seal allowed the grout to be placed into the annular space without disturbing the bentonite seal. The annular seal was installed in one continuous operation from the top of the fine sand overlying the bentonite seal to the ground surface.

A locking aboveground protective steel casing was placed over the well casing and secured with a concrete anti-percolation collar at well locations EW-4D, EW-10C, EW-11D, EW-12D, EW-13D, and EW-14D. A drain hole was drilled at the base of each protective casing. The annulus of the protective casing was filled with filter pack sand. The concrete surface seal extends to 3.5 feet bgs, the normal maximum frost depth, to prevent potential well damage. The anti-percolation collar was constructed by pouring concrete into a pre-built form with three foot long sides. The anti-percolation collar is designed

to prevent surface runoff from ponding and entering the well casing. Bollards were installed around each aboveground protective steel casing.

At the request of Old Bethpage State Park, an at-grade surface completion consisting of a metal drive-over was constructed for EW-2D. The metal drive-over was concreted in place to a depth of 3.5 feet bgs, but the concrete was not brought to the ground surface so grass could be maintained around the drive-over at the request of the State Park. The Monitoring Well Construction Logs for each well are included in Appendix E, and well construction details are summarized on Table 2.

In accordance with New York State Environmental Conservation regulations, Maher submitted Long Island Well Completion Reports to NYSDEC for each new monitoring well. Copies of the Well Completion Reports are included in Appendix F. The NYSDEC assigned well numbers are included on each report and in Table 2.

2.3 Discrete Interval Groundwater Sampling

Groundwater samples were collected during advancement of the boreholes using discrete interval groundwater sampling protocols. These screening level samples were analyzed with rapid turn around times by American Analytical Laboratories, a local analytical laboratory. The results were used to provide a vertical profile of the contaminant plume and to determine the appropriate interval for monitoring well screen placement.

All sampling, equipment, containers and preservatives, sample handling, and documentation were in accordance with the SAP (SAIC 2005b). Groundwater samples were analyzed for VOCs by Method 8260B by American Analytical Laboratories with analytical results provided within 2 hours of receipt of samples. Reporting levels were in accordance with the SAP (SAIC 2005b). Sampling equipment was decontaminated after each sample in accordance with the *Work Plan* (SAIC 2005d).

A total of 60 discrete interval groundwater samples were collected for analysis after purging and stabilization of water quality criteria in accordance with the approved *Work Plan* (SAIC 2005d). SAIC personnel directed, supervised and documented all sampling activities. Copies of the completed groundwater sampling logs are included in Appendix G. Purge times ranged from 37 to 154 minutes, with an average purge time of 64 minutes. Pumping rates depended on the nature of the subsurface materials exposed to the temporary well screen and ranged from 0.9 gallons per minute (gpm) to 16.7 gpm. The average pumping rate during well purging was 8.3 gpm.

Fine bubbles from degassing of the groundwater were present during purging from select intervals at MW-12D and MW-13D (see photo, Appendix B). These bubbles interfered with the turbidity meter resulting in anomalously high turbidity measurements. In addition, at the start of Phase II, the Horiba turbidity sensor was malfunctioning. Not including the degassing samples and the turbidity sensor problems, 88 percent of the samples were collected when turbidity values were less than 50 NTUs. Section 3.4.2 of the approved *Work Plan* addressed the difficulties of obtaining turbidity values less than 50 NTUs and allowed the collection of samples in instances where the turbidity could not reasonably be reduced to less than 50 NTUs and all other water quality parameters were stable.

The identification number for each groundwater sample included the well name, the depth of the bottom of the temporary screen in feet bgs, and the approximate elevation of the bottom of the screen in feet above mean sea level (amsl) [e.g., EW-13D/235/-73]. The sample identifiers and associated sample intervals are also indicated on the boring logs attached in Appendix D. In addition to the 60 groundwater samples, 2 samples of drilling water (potable water added for drill string advancement), 2 duplicate groundwater samples, and 3 water samples collected from within the drill string above the packer sampling assembly were collected for quality assurance/quality control (QA/QC) purposes in accordance with the *Work Plan* (SAIC 2005d). The laboratory results for the groundwater and QA/QC samples, organized by well number are provided in Appendix H. Discrete interval sample results for each well and the QA/QC samples are discussed below.

2.3.1 EW-2D Discrete Interval Groundwater Sampling Results

A total of 9 samples were collected during borehole advancement at EW-2D. The first sample was collected below the screen interval of the deepest existing well at the EW-2 well cluster, resulting in a first sample depth of 3 feet amsl (155 feet bgs). Subsequent samples were collected at 20 foot intervals. The analytical results are provided in Table 3 and the laboratory reports are included in Appendix H. The purge water from the first sample interval appeared to be degassing (see photo, Appendix B), and it was speculated that the degassing may be related to treated groundwater reinjected into the nearby injection well field.

No contaminants were detected in the first interval sampled. TCE was detected in the second sample at a concentration of 50 µg/L. The TCE concentration of the next sample increased to a concentration of 3,000 µg/L at -37 feet amsl (195 feet bgs). This was the highest concentration of TCE detected during either the recent or previous well installation activities. The TCE concentration decreased with each successive sample interval. TCE was not detected in the sample collected from -157 feet amsl (315 feet

bgs), which was the deepest interval sampled at this location. In addition to TCE, tetrachloroethene (PCE), cis-1,2-dichloroethene (cis-1,2-DCE), 1,1-dichloroethene (1,1-DCE), 1,1-dichloroethane (1,1-DCA), carbon tetrachloride, and 1,1,1-trichloroethane (1,1,1-TCA) were also detected in the samples for this borehole. Sample results for the -72 feet amsl (-235 feet bgs) had concentrations of 1,1,1-TCA and 1,1-DCE both at 480 µg/L. These were the highest concentrations of these constituents detected during this or the previous well installation task.

2.3.2 EW-4D Discrete Interval Groundwater Sampling Results

A total of 7 samples were collected during borehole advancement at EW-4D. The first sample was collected at the next interval below the screen interval of the deepest existing well at the EW-4 well cluster as discussed in Section 2.1.5, resulting in the first sample depth of -15.7 feet amsl (175 feet bgs). Subsequent samples were collected at 20 foot intervals. In addition, a blind duplicate of the sample collected at -55.7 feet amsl (215 feet bgs) was submitted to the laboratory. The analytical results are provided in Table 4 and the laboratory reports are included in Appendix H. TCE was detected in the first sample (-15.7 feet amsl [175 feet bgs]) at a concentration of 280 µg/L. The TCE concentration reached a maximum concentration of 2,000 µg/L at -35.7 feet amsl (195 feet bgs). TCE concentrations remained above 1,000 µg/L to a depth of -75.7 feet amsl (235 feet bgs) and then began decreasing with each successive sample interval to the last sample collected at -135.7 feet amsl (295 feet bgs). The TCE concentration at -135.7 feet amsl (295 feet bgs) was 2.6 µg/L. In addition to TCE, PCE, cis-1,2-DCE, 1,1-DCA, 1,2-dichloroethane (1,2-DCA), 1,1-DCE, and 1,1,1-TCA were also detected in the samples for this borehole.

A duplicate sample was collected and submitted for analysis from sample interval -55.7 feet amsl (215 feet bgs). The analytical results for the duplicate sample (CPC-01-EW4D) are included in Table 4 and the laboratory reports are included in Appendix H. As shown in Table 4, the results for the sample and duplicate had relative percent difference (RPDs) between 7 and 68 percent. The RPD for the PCE results was 68 percent, and there are no apparent reasons for this significant difference. The laboratory did not note any QA issues with these two samples.

2.3.3 EW-10C Discrete Interval Groundwater Sampling Results

A total of 6 samples were collected during borehole advancement at EW-10C. The first sample was collected when sufficient depth of groundwater was available in the drill column for sampling, resulting in a first sample depth of 29 feet amsl (135 feet bgs). Subsequent samples were generally collected at 20 foot intervals. Samples were not collected at -16 feet amsl (175 feet bgs) and -36 feet amsl (195 feet bgs) due to insufficient permeability of the aquifer materials at those intervals. The analytical results are

provided in Table 5 and the laboratory reports are included in Appendix H. TCE was detected in the first sample at a concentration of 29 µg/L. The TCE concentration increased with the next sample to a concentration of 240 µg/L at 4 feet amsl (155 feet bgs). The TCE concentration then decreased at the next sample interval to 42 µg/L at -56 feet amsl (215 feet bgs). No contaminants were detected in the bottom two intervals sampled. In addition, PCE, cis-1,2-DCE, 1,1-DCE, 1,1-DCA, 1,1,1-TCA, methyl-tert-butyl ether (MTBE), and toluene were detected in the samples for this borehole.

A duplicate sample was collected and submitted for analysis from sample interval 4 feet amsl (155 feet bgs). The analytical results for the duplicate sample (CPC-01-EW10D) are included in Table 5 and the laboratory reports are included in Appendix H. As shown in Table 5, the results for the sample and duplicate were in close agreement with RPDs between 0 and 8 percent.

2.3.4 EW-11D Discrete Interval Groundwater Sampling Results

A total of 8 samples were collected during borehole advancement at EW-11D. The first sample was collected at a depth of 5 feet amsl (155 feet bgs). Subsequent samples were collected at -15, -30, -45, -75, -95, -115 and -135 feet amsl. The sample depth intervals were modified as needed based on the subsurface conditions. The analytical results are provided in Table 6 and the laboratory reports are included in Appendix H. TCE was not detected until -45 feet amsl (205 feet bgs) at a concentration of 150 µg/L. The next sample interval (-75 feet amsl [235 feet bgs]) had a TCE concentration of 51 µg/L, but the next two sample intervals were non-detect for all analytes. After the two non-detect intervals, TCE was detected at a concentration of 4.6 µg/L at a depth of -135 feet amsl (295 feet bgs). In addition to TCE, PCE, cis-1,2-DCE, and 1,1-DCE were detected in the samples for this borehole.

2.3.5 EW-12D Groundwater Sampling Results

A total of 7 samples were collected during borehole advancement at EW-12D. The first sample was collected when sufficient depth of groundwater was available in the drill column for sampling, resulting in a first sample depth of 27 feet amsl (135 feet bgs). Subsequent samples were collected at 20 foot intervals. The analytical results are provided in Table 7 and the laboratory reports are included in Appendix H. The purge water from all of the sample intervals appeared to be degassing (see photo, Appendix B), and it was speculated that the degassing may be related to treated groundwater reinjected into the hydraulically upgradient Claremont injection well field. TCE was detected in only two samples collected at -33 feet amsl (195 feet bgs) at a concentration of 4.2 µg/L and at -53 feet amsl (215 feet bgs) at a concentration of 4.0 µg/L. In addition, PCE, 1,1-DCE, and 1,1,1-TCA were detected in the sample from -33 feet amsl (195 feet bgs).

2.3.6 EW-13D Groundwater Sampling Results

A total of 13 samples were collected during borehole advancement at EW-13D. The first sample was collected when sufficient depth of groundwater was available in the drill column for sampling, resulting in a first sample depth of 27 feet amsl (135 feet bgs). Subsequent samples were collected at 20 foot intervals. The analytical results for the samples are provided in Table 8 and the laboratory reports are included in Appendix H. TCE was detected at 27 feet amsl (135 feet bgs) at a concentration of 1.9 µg/L. The next two samples were non detect for all contaminants. TCE was detected at estimated concentrations of 0.72 and 0.62 at sample depths -33 feet amsl (195 feet bgs) and -53 feet amsl (215 feet bgs), respectively. TCE was not detected in the next two sample intervals, but was detected again at -113 feet amsl (275 feet bgs) sample at a concentration of 150 µg/L. It appeared that the TCE concentration was then decreasing with increasing depths, but the concentration then increased to 110 µg/L at -193 feet amsl (355 feet bgs). The bottom sample at -213 feet amsl (375 feet bgs) had a TCE concentration of 72 µg/L. In addition, PCE, cis-1,2-DCE, 1,1-DCE, 1,1-DCA, and 1,1,1-TCA were detected in samples from this borehole. EPA directed that advancement of the borehole be discontinued at -213 ft amsl since contamination below this depth was considered be not related to the Claremont Facility

The purge water from the sample intervals above -113 feet amsl (275 feet bgs) appeared to be degassing (see photo, Appendix B), and it was speculated that the degassing may be related to treated groundwater reinjected into the downgradient injection well field. In an attempt to understand the cause of the degassing, the groundwater from the -93 feet amsl (255 feet bgs) interval was also analyzed for dissolved gases. The dissolved gases analytical results for the sample are provided in Table 8a and the laboratory reports are included in Appendix H. As shown in Table 8a, dissolved carbon dioxide was present at a concentration of 2,240 parts per million by volume (ppmv), which is considered to be highly elevated for this aquifer. The dissolved oxygen concentration was 7.87 ppmv, which is a typical concentration for the site.

2.3.7 EW-14D Discrete Interval Groundwater Sampling Results

A total of 10 samples were collected during borehole advancement at EW-14D. The first sample was collected when sufficient depth of groundwater was available in the drill column for sampling, resulting in a first sample depth of 44.7 feet amsl (55 feet bgs). Subsequent samples were collected at 20-foot intervals. Groundwater samples were not collected between -115 and -160 feet amsl due to impermeable subsurface conditions. The analytical results are provided in Table 9 and the laboratory reports are included in Appendix H. TCE was not detected until -35.3 feet amsl (135 feet bgs) at a concentration of 17 µg/L. TCE concentrations increased with increasing depth, reaching a maximum of 460 µg/L at a

depth of -95.3 feet amsl (195 feet bgs). TCE concentrations then decreased with increasing depth. In addition to TCE, PCE, cis-1,2-DCE, chloroform, 1,2-DCA, 1,1-DCE 1,1-DCA, 1,1,2-TCA and 1,1,1-TCA were detected in the samples for this borehole.

2.3.8 QA/QC Sampling Results

In addition to the results for the two duplicate samples discussed above, QA/QC samples of the potable water sources and drill column water were collected in accordance with the *Work Plan*. The QA/QC sampling results are shown in Table 10 and the laboratory reports are included in Appendix H.

A sample of the potable water used during drilling activities was collected during the first ten day shift of each Phase. The Phase 1 Potable Water sample was collected on December 17, 2005, and was potable water from the plant. The Phase 2 Potable Water sample was collected on May 10, 2006, and was water from the SUNY baseball field spigot that was used during drilling at EW-14D. Each of these samples was collected from the storage tank of the drilling support truck. As shown in Table 10, no contaminants were detected in either of the potable water samples above the method detection limits indicating that both water sources were free of contaminants.

On January 7, 2006 during Phase I, a sample of water was collected from within the drill column above the packer sampling assembly using a disposable Teflon bailer. The sample was collected after sample EW-2D/255/-97 was collected and before the sampling pump was removed from the drill column. The purpose of this sample (Drill Stem) was to determine if any contaminants were present in the water in the drill column above the sampling assembly. As shown in Table 10, TCE and PCE were both detected at low concentrations of 3.6 µg/L and 1.0 µg/L, respectively. Due to the slight detection of TCE and PCE in the Drill Stem sample, it was decided that a second drill column water sample would be collected to evaluate the drilling and sampling procedures. On January 8, 2006 a second drill column water sample (Drill Stem 2) was collected after sample EW-2D/295/-137 was collected and before the sampling pump was removed from the drill column. No contaminants were detected in sample Drill Stem 2, which demonstrates the effectiveness of the sampling procedures and equipment to prevent cross contamination and transport of contaminants down the borehole. During Phase II, a drill stem sample was collected on May 10, 2006 after sample EW4D/295/-135.7 was collected and before the sampling pump was removed. As shown in Table 10, no contaminants were detected in this sample.

2.4 Well Development

2.4.1 Phase I Well Development

The Phase I monitoring wells (EW-2D, EW-10C, EW-12D and EW-13D) were developed by pumping with an 2-inch Grundfos[®] submersible pump until pH, conductivity, dissolved oxygen (DO), and oxidation reduction potential (ORP) were stable in accordance with the *Work Plan* (SAIC 2004d). Copies of the completed Well Development Logs for each well are included in Appendix I. A minimum of three well volumes plus three times the volume of water lost during drilling within the screened interval was removed.

MW-10C was developed for 1.4 hours until parameters were stabilized, turbidity was less than 50 NTUs and the minimum required volume of groundwater was removed.

After 3.25 hours of development at EW-2D, the turbidity had decreased to ~100 NTUs but did not appear to be further improving. SAIC contacted the USACE and were directed to stop development at EW-2D. Similar conditions were experienced during development of EW-7D (installed in Fall 2004) and subsequent samplings of that well conducted by low-flow purging showed no problems with excessive turbidity. All other monitored field parameters were stabilized at EW-2D at the completion of the 3.25 hours of development and the minimum required volume of groundwater was removed. The final turbidity measurement during development of EW-2D was 112 NTUs. During the discussion with the USACE concerning the development of EW-2D it was advised that for the remainder of the Phase I well development activities, development could be terminated without the turbidity less than 50 NTUs if the required minimum volume of groundwater was removed, all other field parameters were stabilized, and the well had been developed for a minimum of three hours. The USACE indicated that SAIC could terminate the development of EW-12D and EW-13D without contacting the USACE if the outlined conditions were met. Again, this protocol was followed assuming that additional development may be required if the target turbidity value of 50 NTUs was unable to be achieved during a future quarterly sampling event.

MW-12D was developed for 3 hours at which time all parameters were stabilized, turbidity measurements were greater than 50 NTUs, and the minimum required volume of groundwater was removed. The purge water during development was degassing and appeared to be affecting the turbidity meter resulting in erroneously high turbidity readings. The final turbidity measurement with the field instrument was 193 NTUs, but field personnel visually estimated that the actual turbidity was most likely in the range of 50-100 NTUs. Using USACE's prior approval, the development of EW-12D was terminated after 3 hours of active development.

MW-13D was developed for 3 hours at which time all parameters were stabilized, turbidity measurements were greater than 50 NTUs, and the minimum required volume of groundwater was removed. The final turbidity measurement was 274 NTUs. Using USACE's prior approval, the development of EW-12D was terminated after 3 hours of active development. All development water was transported to the plant for treatment.

2.4.2 EW-2D, EW-12D and EW-13D Turbidity Issue and Redevelopment

The four Phase I monitoring wells were sampled during the January/February 2006 quarterly sampling event. EW-10C was purged and sampled and the turbidity met the 50 NTUs stabilization requirement. However, during the January/February sampling event, the turbidity of EW-2D, EW-12D and EW-13D had increased significantly and exceeded the maximum reading on the Horiba U-22 water quality meter (greater than 999 NTUs). The significant increase in turbidity was unexpected given that low-flow purging procedures were used for the sampling event, and upon completion of the previous development the turbidity of these wells had ranged from 100 to 274 NTUs.

Due to the high turbidity, samples were not collected from these three wells as part of the quarterly sampling event. However, samples were collected from EW-2D and EW-12D on January 1, 2006 in an attempt to determine the cause of the high turbidity. EW-7D, considered to be beyond the influence of the injection well field, was also sampled to provide a source of comparative "background" data. The three samples were analyzed for calcium, magnesium, sodium, alkalinity, free carbon dioxide, pH, total dissolved solids (TDS), total suspended solids (TSS). The results for the sampling are included in Table 11, the sampling glogs are provided in Appendix g, and the laboratory reports are included in Appendix J. As shown in Table 11, the results for EW-2D and EW-12D were in general agreement, and these two wells had higher alkalinity, pH, calcium, magnesium, sodium, TDS and TSS concentrations as compared to the "background" sample, EW-7D.

After review of these initial sampling results, the USACE directed SAIC to sample EW-2D, EW-12D, and EW-13D and to analyze the samples for ethane, ethane, methane, oxidation-reduction parameters (nitrate-nitrite, sulfate-sulfite), and dissolved manganese. This sampling event was completed on March 1, 2006. EW-7C was included in this sampling event to provide a point of comparative "background" data. The results for the sampling are included in Table 11, the sampling logs are provided in Appendix G, and the laboratory reports are included in Appendix J.

High concentrations of dissolved and suspended solids in samples from EW-2D and EW-12D versus sample EW-7D (background) confirmed high field turbidity readings. Turbid samples EW-2D and EW-12D had much higher pH, alkalinity, Ca, Mg, and Na values than the non-turbid sample (EW-7D). There were no consistent differences between the turbid samples (EW-2D, EW-12D, and EW-13D) and the non-turbid sample (EW-7C) with respect to dissolved gases, redox parameters, or dissolved manganese. These results indicated that the turbid samples have higher alkalinity and dissolved solids than the non-turbid sample. The data in total, however, provided no obvious indications for the cause of the turbidity in these samples.

Monitoring wells EW-2D, EW-12D and EW-13D were again sampled on April 10, 2006, as part of quarterly groundwater sampling conducted at the site. Again, the turbidities exceeded the maximum reading on the water quality meter (greater than 999 NTUs). Given that the turbidity in these wells had not improved, the USACE directed SAIC to redevelop these three wells using mechanical surging and air lifting techniques.

To effectively develop a well (remove fines and create a stable filter pack), water must be moved through the screen and into the surrounding filter pack and aquifer in both directions (in and out). Development by only pumping moves water in only one direction (into the well) and can lead to the formation of unstable arches or sand bridges within the filter pack and surrounding aquifer. These arches and sand bridges can often be easily disturbed during subsequent activities (e.g., setting of dedicated pumps and sampling) and cause a failure of the filter pack resulting in silt/sand accumulation in the well. Mechanical surging and air lifting is a more vigorous development technique and results in the desired effect of water flow in both directions through the filter pack to insure that a stable filter pack is developed.

EW-12D Redevelopment

Redevelopment activities began at EW-12D on April 25, 2006. The redevelopment log is included in Appendix I. After 3 hours of development, the turbidity had improved to less than 100 NTUs, however redevelopment continued for an additional 1.5 hours. After a total of 4.5 hours and 380 gallons of development water removed from the well, the turbidity was reportedly 113 NTUs, however based on visual observations, it appeared that the turbidity was lower than that indicated by the turbidity meter. The following week, it was determined that the turbidity sensor on the site Horiba U-22 was malfunctioning resulting in erroneously high readings. On May 16, 2006, EW-12D was purged for ~50 minutes using the dedicated bladder pump under normal low-flow sampling conditions. As shown in Appendix I, the turbidity was indeed less than 50 NTUs, and it was determined that further development

was not necessary.

EW-2D Redevelopment

Redevelopment at EW-2D began on April 26, 2006. The redevelopment log is included in Appendix I. After approximately 45 minutes of surging and air lifting, ~180 gallons of development water had been removed and the turbidity had improved to 170 NTUs. Shortly thereafter, redevelopment activities ceased when the surge block/air lift assembly tool became stuck in the bottom of the well. The surge block became stuck apparently because the rubber wiper ring on the surge block was slightly larger than the inside diameter of the screen at the very bottom of the well. The field crew successfully removed the development tool the following week using a chain hoist. Given the improved turbidity and the malfunctioning turbidity sensor, EW-2D was purged for ~50 minutes on May 16, 2006 using the dedicated bladder pump under normal low-flow sampling conditions. As shown in Appendix I, the turbidity was less than 50 NTUs, and it was determined that further development was not necessary.

EW-13D Redevelopment

EW-13D was redeveloped on May 22, 2006 using mechanical surging and air lifting. The redevelopment information is included in Appendix I. After 3.5 hours, 530 gallons of development water had been removed and the turbidity was 39.1 NTUs. Based on these results, it was determined that further development was not necessary.

2.4.3 Phase II Well Development

At the start of Phase II, SAIC was directed to develop wells using a submersible pump as per the approved *Work Plan*. EW-14D was the first well installed and development activities were completed on May 10, 2006. The development log is included in Appendix I. After over 4 hours of pumping, all parameters were stabilized except for turbidity which was 120 NTUs. The volume requirement had been met, and in accordance with previous USACE approval, development activities were stopped. At the request of the EPA, SAIC purged and sampled EW-14D on May 21, 2006, in order to obtain sample results in time for an internal EPA deadline. During the purging of the EW-14D, it appeared that the turbidity was improving and that the 50 NTUs requirement would be met. However, when the pump was pulled up 3 feet in order to repair a fitting, that small amount of surging action resulted in an increased turbidity greater than 200 NTUs. At that point it was clear that EW-14D was not adequately developed.

Based on these well development results, the remaining Phase II wells (EW-4D and EW-11D) were developed using air lifting with surging, and EW-14D was redeveloped by air lifting. The development

logs for these wells are included in Appendix I. All development requirements as specified in the *Work Plan* were met and further development was not required.

2.5 Waste Management

2.5.1 Soil

Drill cuttings generated at each boring location were placed into 55-gallon drums and immediately labeled. The drums containing the drill cuttings were transported from the soil boring locations to a central staging area upon completion of each borehole.

Phase 1 Soil

A total of 21 drums of cuttings were generated during Phase I and placed at the concrete staging area on the eastern side of the former Claremont process plant. The soil drums were not immediately processed for disposal because the EPA was evaluating data to determine the appropriate waste classification for these and other Claremont wastes. The waste classification decision was made on April 10, 2006. Since Phase II was scheduled to begin the first week of May, the USACE directed SAIC to wait and process all of the drums from Phase I and Phase II at the same time. Upon mobilization of the drilling crew to the site on May 3, 2006, it was determined that the 21 soil drums had been emptied, and the soil cuttings removed from the site. On May 4, 2006 SAIC was informed by Mr. Lou DiGuardia, EPA Project Manager, that EPA's contractor for remediation activities at the former process plant had emptied the drums and disposed of the soil as non-hazardous waste with other soil drums from their respective remediation activities. Mr. DiGuardia agreed to provide SAIC with the waste disposal information when received, and this information is forthcoming. SAIC provided Mr. DiGuardia with the results of the previous analysis of soil cuttings from monitoring well EW-7C which documented those materials to represent non-hazardous waste.

Phase II Soil

A soil sample was collected during the drilling of EW-4D to characterize the cuttings for disposal purposes. The soil cutting sample was collected from the interval with the highest TCE groundwater concentration at a depth of -35.7 feet amsl (195 feet bgs) and analyzed for total VOCs. The analytical results are provided in Table 12 and the laboratory reports are included in Appendix L. TCE was the only analyte detected above the method detection limit. The TCE concentration was 200 µg/kilogram, indicating that the soil cuttings are non-hazardous. A total of 16 drums of cuttings were generated during Phase II. These drums were staged inside the fenced area at the treatment plant. These drummed soil cuttings were subsequently disposed of at the Waste Management facility in Model City, NY. The waste processing documentation and final disposal certificate are provided in Appendix K.

2.5.2 Water

Drilling water, purge water, development water and decontamination water was pumped to the outside subsurface sump of the GWTF for subsequent treatment by the plant. Sediment was removed from the water prior to transfer to the GWTF using a system of weirs, settling tanks, a sand filter, and a bag filter. Collected sediment was containerized in the 55-gallon drums of drill cuttings and will be disposed of with the drill cuttings.

2.6 Pump Installation

Dedicated stainless steel bladder pumps were installed in each monitoring well in accordance with the SAP (SAIC 2005b). A stainless steel cable was used to tether wells deeper than 200 feet. Poly tubing was used for the bladder pump airline and Teflon® tubing was used for the discharge line. Pump intakes were set approximately 5 feet above the bottom of each well and pump intake depths are presented in Table 2.

2.7 Surveying

Prior to drilling, SAIC used an auto level and known elevations (surveyed wells) to determine the approximate surface elevation at each of the boring locations, which were used during drilling to convert depths below grade surface to elevations in feet amsl.

Following the completion of drilling activities, a State certified surveyor from AK Associates Professional Land Surveyors of Rockville Centre, NY determined the elevations and horizontal positions of the newly installed monitoring wells. All monitoring well locations were surveyed horizontally to the nearest 30 centimeters (1 foot) and tied into the State Plane System (NAD27). For all monitoring wells,

the elevation of the installed pump cap, top of the steel protective casing stick-up, and the concrete pad of the locations was measured to the nearest 3 millimeters (0.01 feet) relative to mean sea level (NGDV29).

EW-2D was installed with an at grade surface completion consistent with the previously existing monitoring wells at the EW-2 cluster. At the request of the golf course manager the concrete pad was not constructed at grade and the concrete around the well completion was maintained below grade so that grass could be planted right up to the metal ring of the surface completion. At EW-2D the surveyor determined the elevation of the installed pump cap, the metal ring of the surface completion and the adjacent ground surface. The surveyed locations of the new monitoring wells are shown on Figure 1, and on the Reference Map insert for Figure 4. The elevations of each monitoring well are included on Table 2.

3.0 STRATIGRAPHIC CROSS-SECTIONS

Stratigraphic cross-sections were constructed using the lithologic and construction logs from existing and newly installed rotary-sonic monitoring wells. Well logs for the existing rotary sonic wells were included in the April 2005 SAIC report entitled *Well Completion Report for the Installation of Additional Monitoring Wells At the Claremont Polychemical Superfund Site* (SAIC 2005c) and wells installed by Ebasco were included in a July 1990 Ebasco *Remedial Investigation Report* (Ebasco 1990). The cross-sections extend generally in an east–west and north-south directions and are provided as Figures 2, 3, and 4. Included on the cross-sections are visual and numerical results from the discrete interval and well sampling results for TCE, PCE, 1,1,1-TCA and cis-1,2-DCE. The discrete interval sample results are from samples collected during the rotary sonic boring activities prior to well construction. The well sample results for wells EW-6A, and EW-6C are from the October 2005 site wide quarterly sampling event and sample results for EW-3A, EW-3B, EW-3C, EW-4A, EW-4B, EW-4C, MW-10B, MW-10C, and MW-10D are from the May 2006 site wide quarterly sampling event. The groundwater elevations from measurements collected during May 2006 are illustrated on the section. Lithologic data from wells not installed by SAIC included observations from split spoon samples that were reported to not always have good recoveries and were not collected continuously, but often on 5-foot intervals, therefore “thin” intervals of clay and silt observed during rotary sonic well installations may have been present at those locations, but not observed.

3.1 East–West Cross-section

The east-west cross-section is designated as A to A' and is included as Figure 2. Also included on the figure is a reference map that illustrates the surface trace of the cross-section. The wells included on the section and used to provide lithologic data and groundwater chemistry include EW-8D, EW-6C, EW-9D, EW-7D, EW-10C and EW-13D and are listed in order from west to east along the section. All of the wells used were not located on the surface trace and have been projected onto the cross-section. Groundwater chemistry from EW-6A was included to provide additional vertical groundwater chemistry data at the EW-6 well cluster location. EW-6A and EW-6C were not installed by SAIC. Numerous clay and silt units are visible on the section, but none of the units persist horizontally for the entire length of the section. A silt unit at approximately -140 feet amsl appears to possibly be continuous as observed in EW-7D, EW-10C and EW-13D. The wells in the western portion of the section did not extend deep enough to evaluate the presence of this unit.

TCE, PCE, 1,1,1-TCA and 1,1-DCE were all detected at numerous sampled intervals within the section.

The plume appears to be bounded on the western side, but the plume appears to not be bounded on the eastern side. The majority of the plume appears to be primarily composed of TCE and PCE with several discrete interval samples collected during the installation of MW-10C having concentrations of TCA and 1,1-DCE at concentrations higher than those seen elsewhere within the cross-section.

3.2 North –South Cross-Section

The north-south cross-section is designated B to B' and is included as Figure 3. A reference map that illustrates the surface trace of the cross-section is included on the figure. The wells included on the section and used to provide lithologic data and groundwater chemistry includes EW-7D, EW-4D and EW-2D and are listed in order from north to south along the section. Groundwater chemistry from monitoring wells EW-4A, EW-4B and EW-4C was included to provide additional vertical groundwater chemistry data at the EW-4 well cluster location. EW-4A, B and C wells were not installed by SAIC. Numerous clay and silt units are visible on the section, but none of the units persist horizontally for the entire length of the section, with the exception of a clay unit observed at or near the bottom depth of all three wells in the section.

TCE, PCE, 1,1,1-TCA and 1,1-DCE were all detected at numerous sampled intervals within the section. The plume appears to extend from upgradient of EW-7D to downgradient of EW-2D. The plume appears to be primarily composed of TCE and PCE at EW-7D and the EW-4 cluster. Several discrete interval groundwater samples collected during the installation of EW-2D had 1,1,1-TCA and 1,1-DCE at concentrations much higher than those seen elsewhere within the cross-section and the highest detected during the well installations completed with rotary sonic drilling techniques.

3.3 Northwest-Southeast Cross-Section

The C-C' cross-section generally trends from the northwest to the southeast and is included as Figure 4. A reference map that illustrates the surface trace of the cross-section is included on Figure 4. The wells and well clusters included on the section and used to provide lithologic data and groundwater chemistry includes EW-7, EW-4, MW-10, EW-3 and EW-14D and are listed in order from north to south along the section. Groundwater chemistry from existing monitoring wells was included to provide additional vertical groundwater chemistry data in addition to results from the discrete interval samples collected during the well installed with rotary sonic drilling techniques. Wells in clusters MW-10 and EW-3 were not installed by SAIC and the lithologic descriptions provided by others was based upon split spoon sampling that was not continuous and often had poor recoveries so reported thicknesses of lithologic units

may not be accurate and thin lithologic units may not be characterized.

TCE, PCE, 1,1,1-TCA and 1,1-DCE were all detected at numerous sampled intervals within the section. The plume appears to extend from upgradient of EW-7D to downgradient of EW-14D. In the area it appears that the wells at the MW-10 and EW-3 clusters may not vertically characterize the bottom of the plume. The plume appears to be primarily composed of TCE and PCE with slightly higher concentrations of 1,1,1-TCA and 1,1-DCE at select intervals sampled during the installation of EW-14D.

4.0 REFERENCES

Ebasco, 1990. *Remedial Investigation Report, Claremont Polychemical Superfund Site, Old Bethpage NY, Draft, July.*

Science Applications International Corporation (SAIC), 2005a. *Modification No. 17 – Installation of Additional Monitoring Wells, Revision 1, August 23.*

Science Applications International Corporation (SAIC), 2005b. *Sampling and Analysis Plan for Groundwater Treatment O&M at the Claremont Polychemical Superfund Site, September.*

Science Applications International Corporation (SAIC), 2005c. *Well Completion Report for the Installation of Additional Monitoring Wells at the Claremont Polychemical Superfund Site, April.*

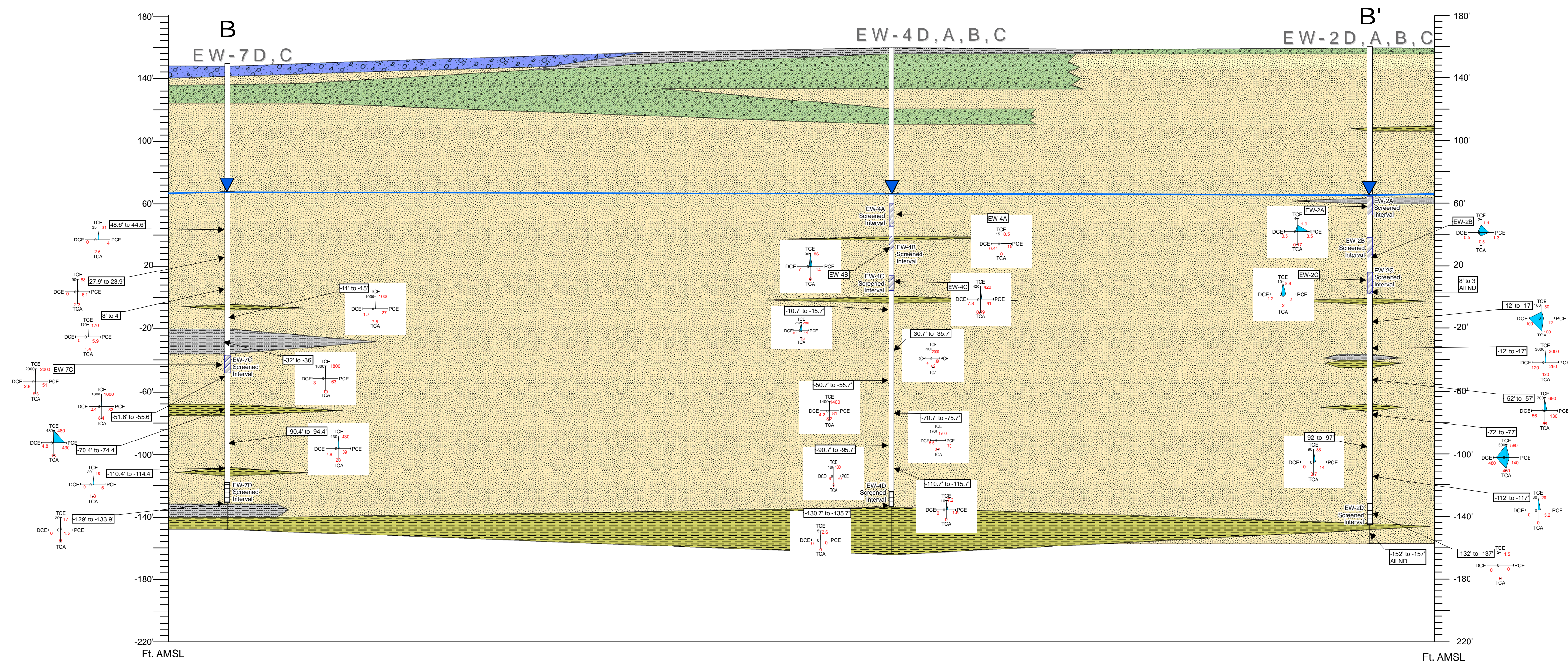
Science Applications International Corporation (SAIC), 2005d. *Work Plan for the Installation of Additional Monitoring Wells – Phases 1 & 2 at the Claremont Polychemical Superfund Site, Old Bethpage, New York, November 2005.*

Science Applications International Corporation (SAIC), 2004. *Site Safety and Health Plan for Groundwater Treatment and Operations and Maintenance Activities at the Claremont Polychemical Superfund Site, Old Bethpage, Nassau County, New York, Revised November 2004.*

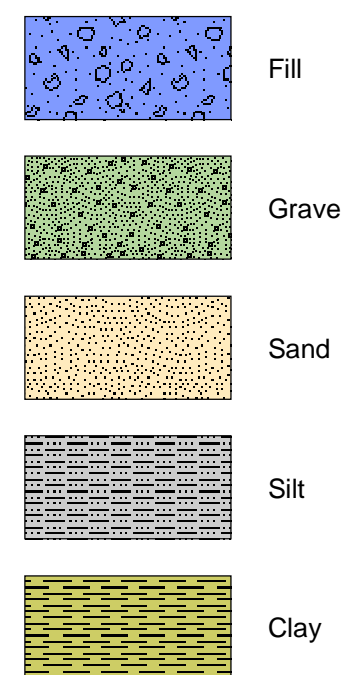
United States Army Corp of Engineers (USACE), 2006. *Data Report No. 7, Claremont Polychemical Superfund Site Long-term Groundwater Monitoring, Old Bethpage, New York, prepared for the US Environmental Protection Agency Region II, April.*

United States Army Corp of Engineers (USACE), 2005. *LTRA Scope of Work Addendum, Installation of Additional Monitoring Wells, Claremont Polychemical Site, Old Bethpage, NY, for Science Applications International Corporation, July 13.*

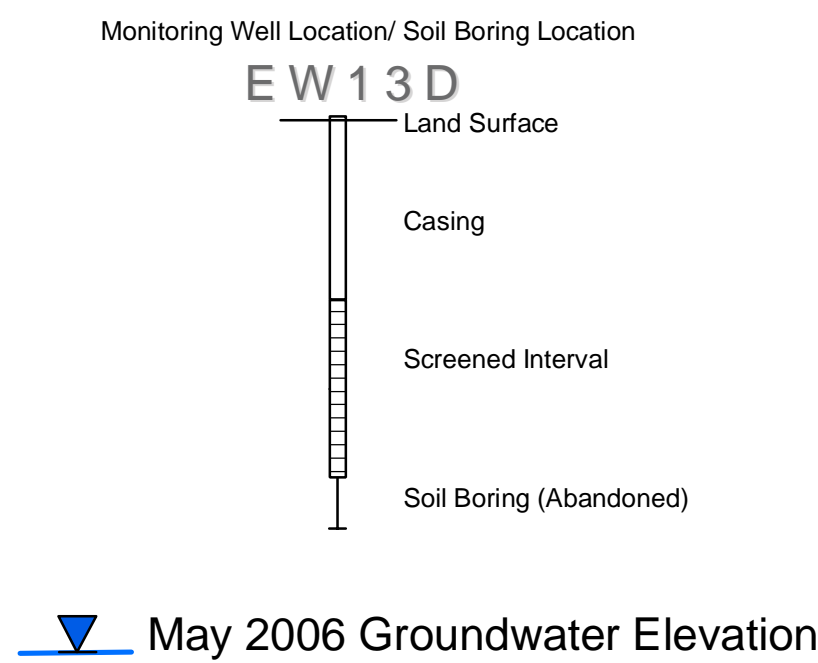
FIGURES



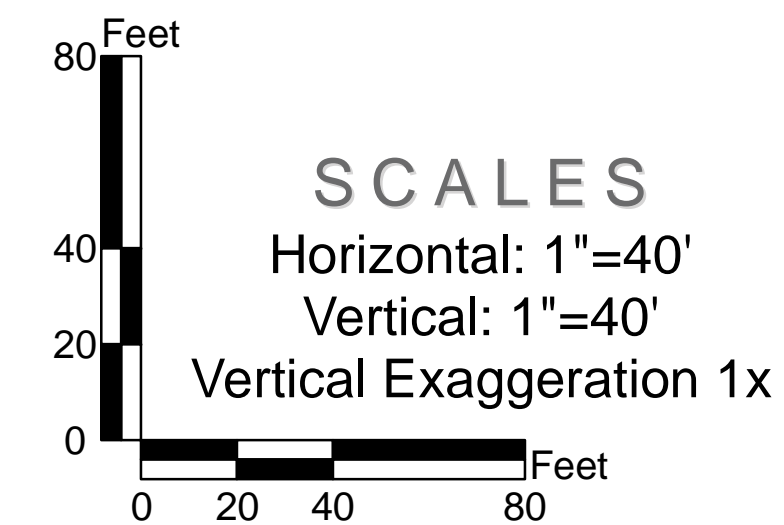
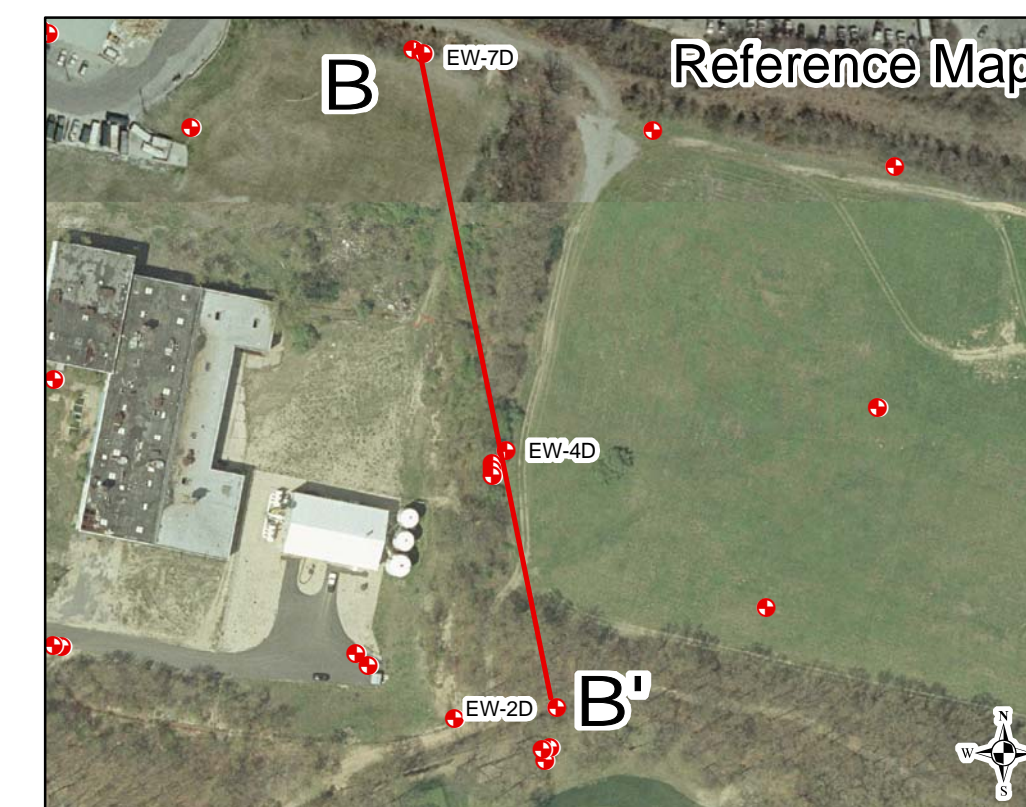
Legend



NOTE:
 TCE= Trichloroethene
 PCE= Tetrachloroethene
 TCA= 1,1,1-Trichloroethane
 DCE= 1,1-Dichloroethene
 Concentrations in red.
 ND is Non Detect



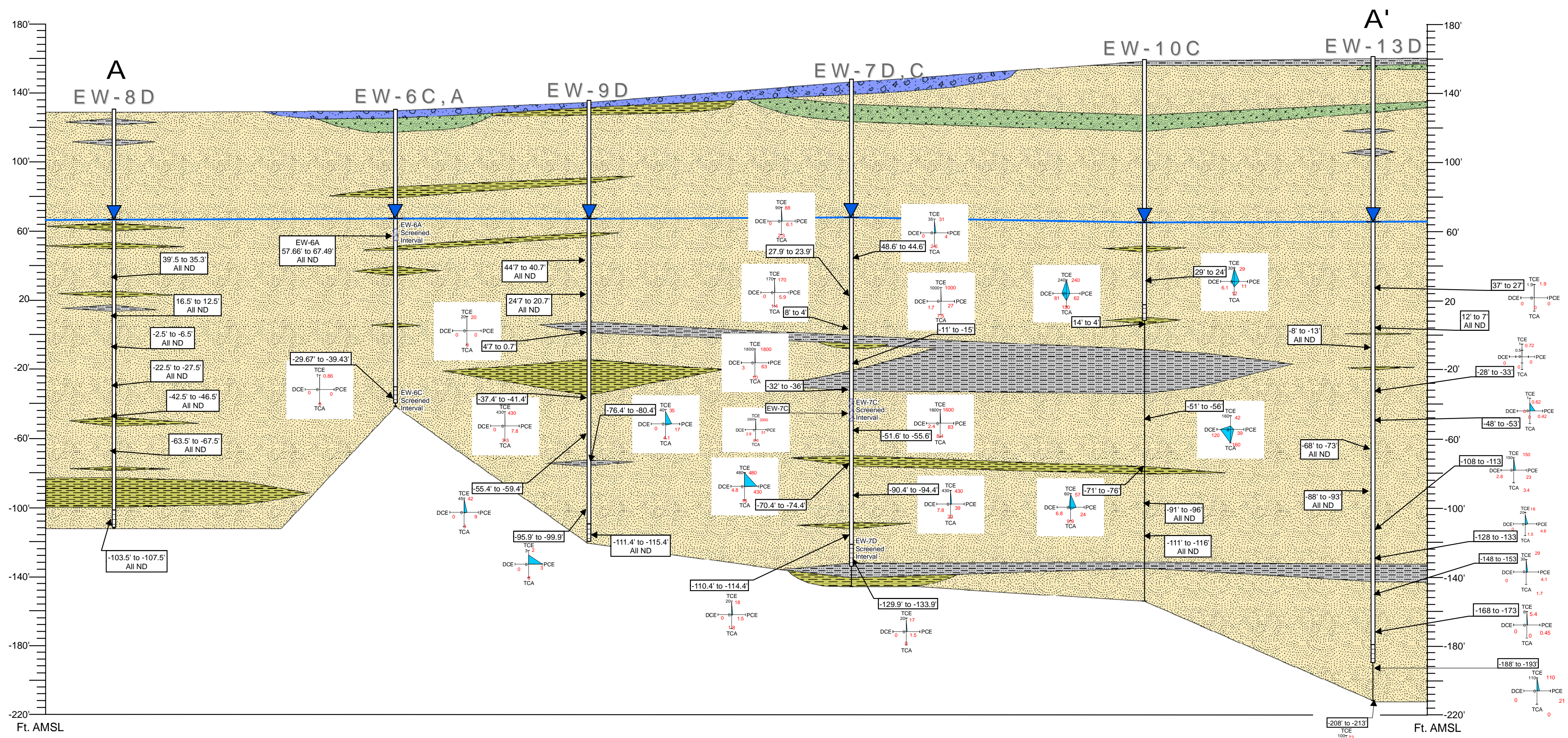
- 1.) Chemistry for EW-4A,B,C and EW-2A,B,C from 10/05 sampling event.
- 2.) All other chemistry from discrete interval sampling during well drilling activities.
- 3.) Lithologic interpretations are based on drilling logs from SAIC and Ebasco Services, Inc. (Logs from EW-7D, EW-4D, and EW-2D were used in the lithologic interpretation.)
- 4.) Colors are used for diagrammatic purposes only.
- 5.) Monitoring well widths are horizontally exaggerated for display purposes.



CLAREMONT POLYCHEMICAL
 Old Bethpage, Nassau Co, New York

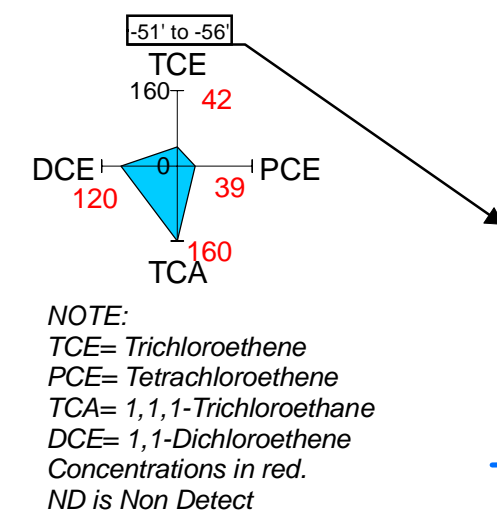
Stratigraphic Cross-Section B-B'

Drawn: AGM 1/23/06	Checked:	Approved:	Revisions Updated 7/12/06
-----------------------	----------	-----------	------------------------------

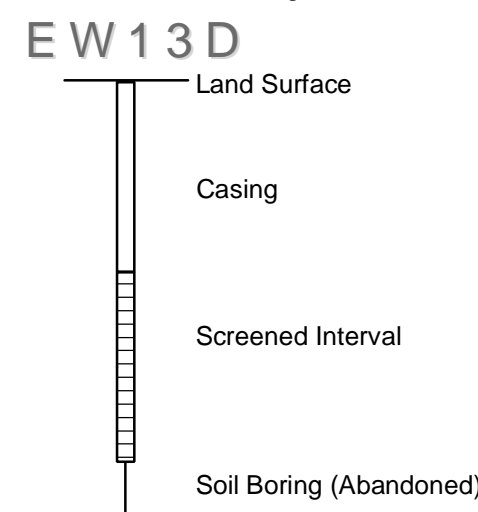


Legend

- Fill
- Gravel
- Sand
- Silt
- Clay

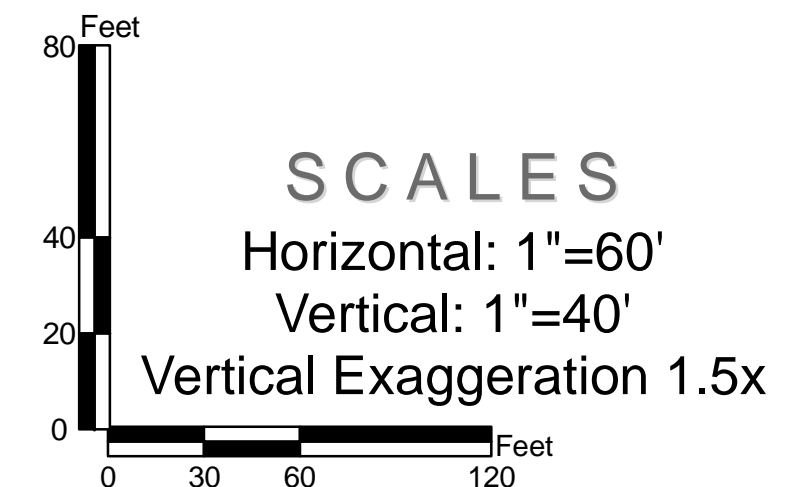
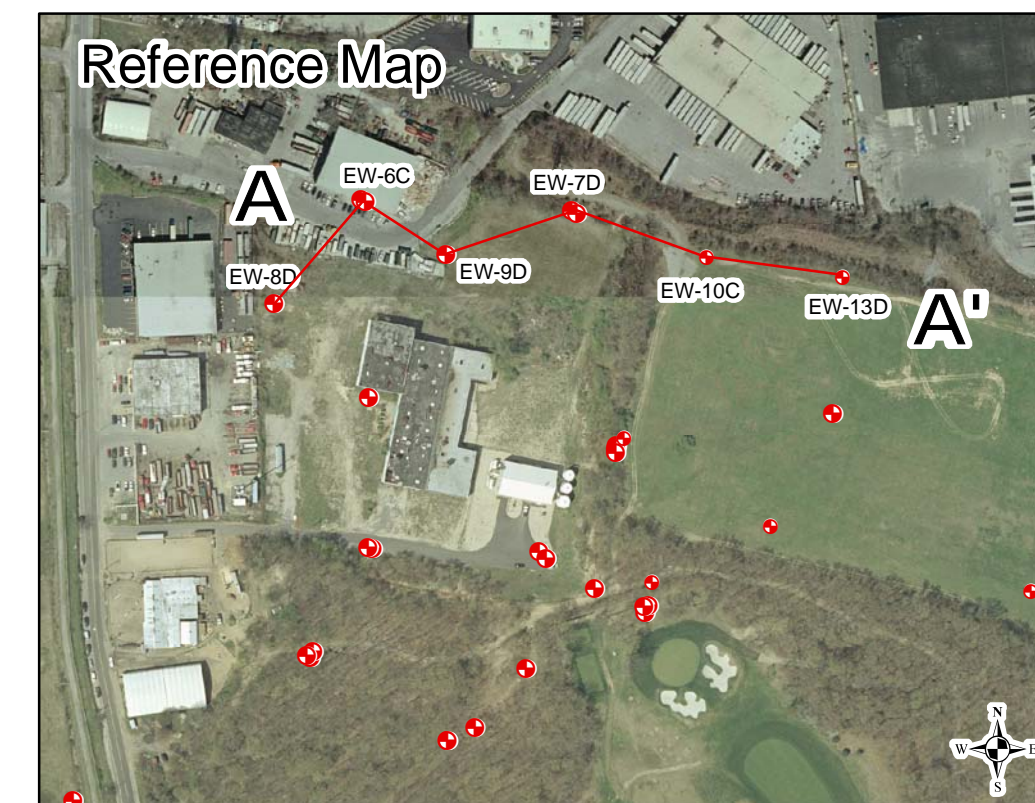


Monitoring Well Location/ Soil Boring Location



January 2006 Groundwater Elevation

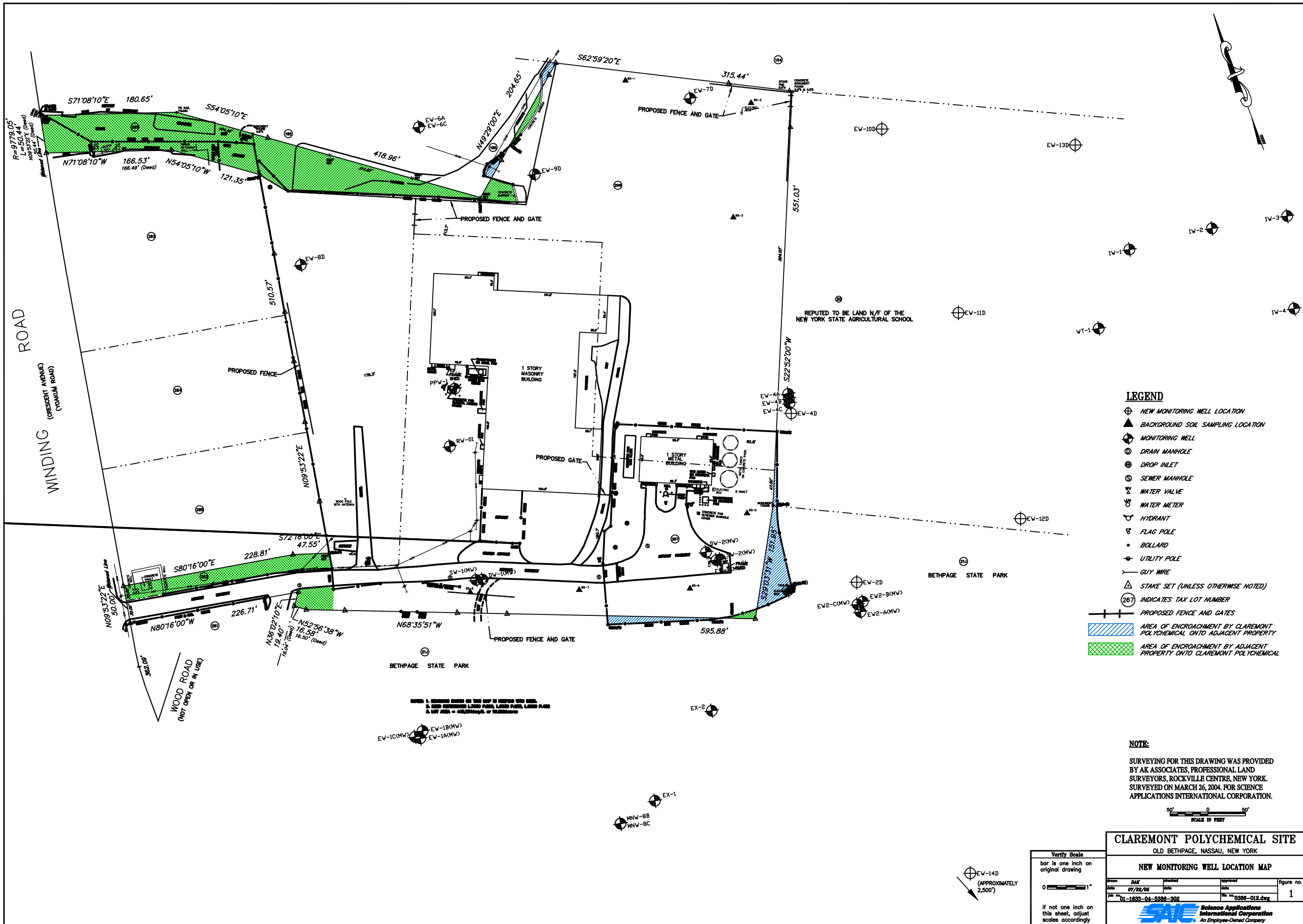
- 1.) Chemistry for EW-6C,A from 10-5-05 sampling event.
- 2.) All other chemistry from discrete interval sampling during well drilling activities.
- 3.) Lithologic interpretations are based on drilling logs from SAIC and Ebasco Services, Inc. (Logs from EW-8D, EW-6C, EW-9D, EW-7D, EW-10C and EW-13D were used in the lithologic interpretation.)
- 4.) Colors are used for diagrammatic purposes only.
- 5.) Monitoring well widths are horizontally exaggerated for display purposes.



CLAREMONT POLYCHEMICAL
Old Bethpage, Nassau Co, New York

Stratigraphic Cross-Section A-A'

Drawn: AGM 1/23/06	Checked:	Approved:	Revisions:
SAIC Science Applications International Corporation			Figure No. 2



- LEGEND**
- ⊕ NEW MONITORING WELL LOCATION
 - ▲ BACKGROUND SOIL SAMPLING LOCATION
 - ⊙ MONITORING WELL
 - ⊙ DRAIN MANHOLE
 - ⊙ DROP INLET
 - ⊙ SEWER MANHOLE
 - ⊙ WATER VALVE
 - ⊙ WATER METER
 - ⊙ HYDRANT
 - ⊙ FLAG POLE
 - BOLLARD
 - ⊙ UTILITY POLE
 - GUY WIRE
 - △ STAKE SET (UNLESS OTHERWISE NOTED)
 - Ⓜ INDICATES TAX LOT NUMBER
 - PROPOSED FENCE AND GATES
 - ▨ AREA OF ENCROACHMENT BY CLAREMONT POLYCHEMICAL ONTO ADJACENT PROPERTY
 - ▨ AREA OF ENCROACHMENT BY ADJACENT PROPERTY ONTO CLAREMONT POLYCHEMICAL

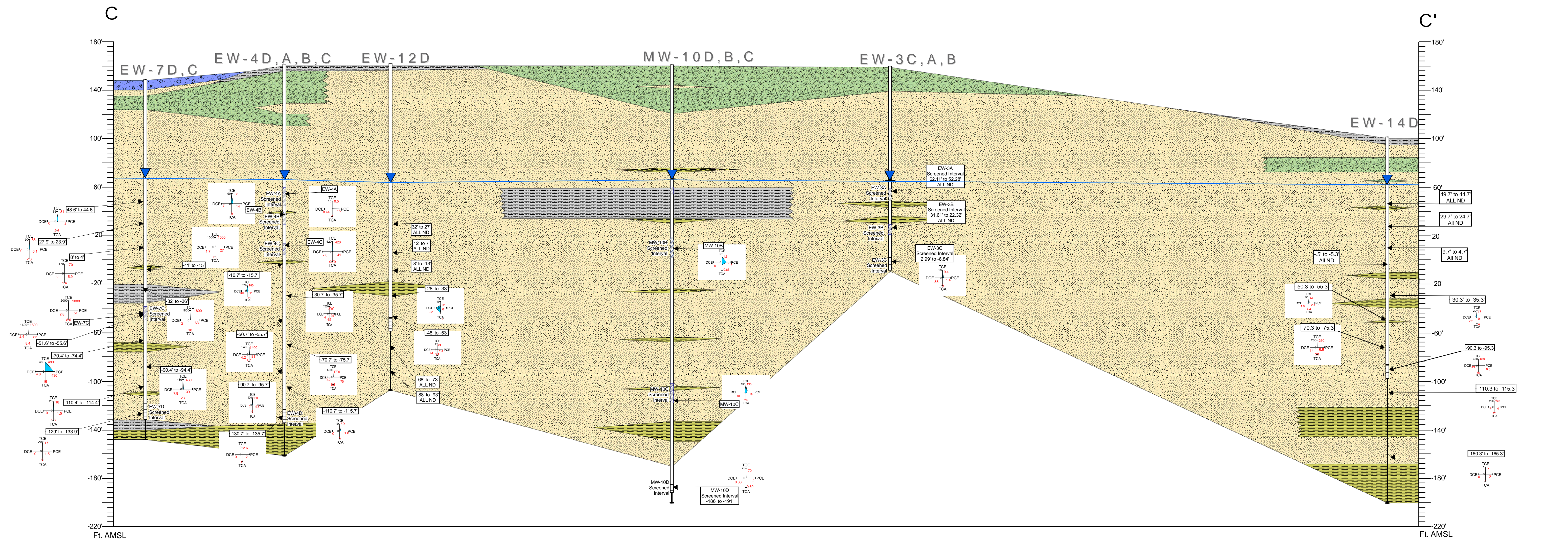
NOTE:
 SURVEYING FOR THIS DRAWING WAS PROVIDED BY AK ASSOCIATES, PROFESSIONAL LAND SURVEYORS, ROCKVILLE CENTRE, NEW YORK. SURVEYED ON MARCH 26, 2004. FOR SCIENCE APPLICATIONS INTERNATIONAL CORPORATION.



CLAREMONT POLYCHEMICAL SITE			
OLD BETHPAGE, NASSAU, NEW YORK			
NEW MONITORING WELL LOCATION MAP			
Drawn by DJK	Checked by SKB	Approved by SKB	Figure no. 1
Date 07/22/05	Date 08/01/05	Date 08/01/05	
Job no. 01-1693-04-5386-302	File no. 5386-012.dwg		

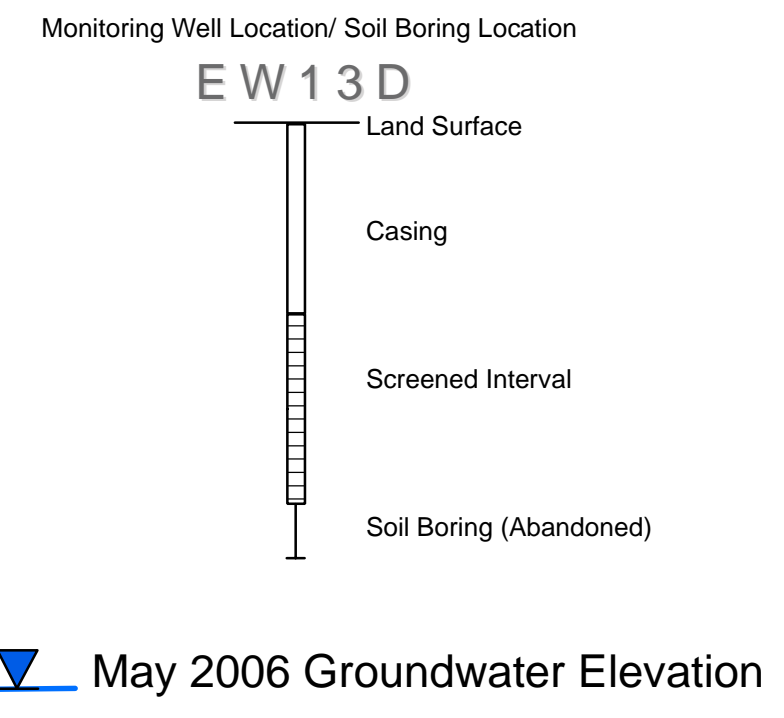
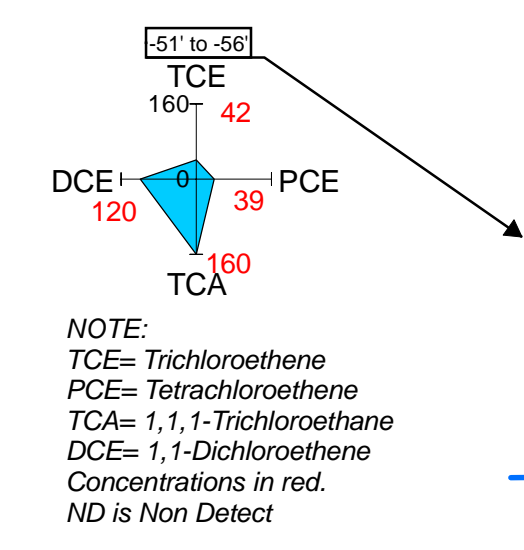
Verify Scale
 bar is one inch on original drawing
 0 1" (APPROXIMATELY 2,500')
 if not one inch on this sheet, adjust scales accordingly

NOTE: 1. SHOWN ON THIS MAP IS THE BOUNDARY OF THE LAND OF THE STATE OF NEW YORK, COUNTY OF NASSAU, TOWN OF BETHPAGE, VILLAGE OF BETHPAGE, AND THE ADJACENT LOTS OF BETHPAGE STATE PARK & NY STATE AGRICULTURAL SCHOOL.

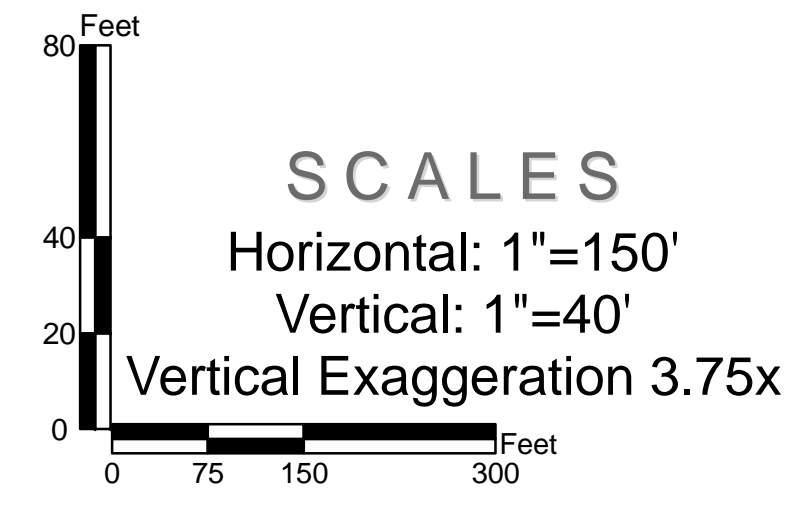
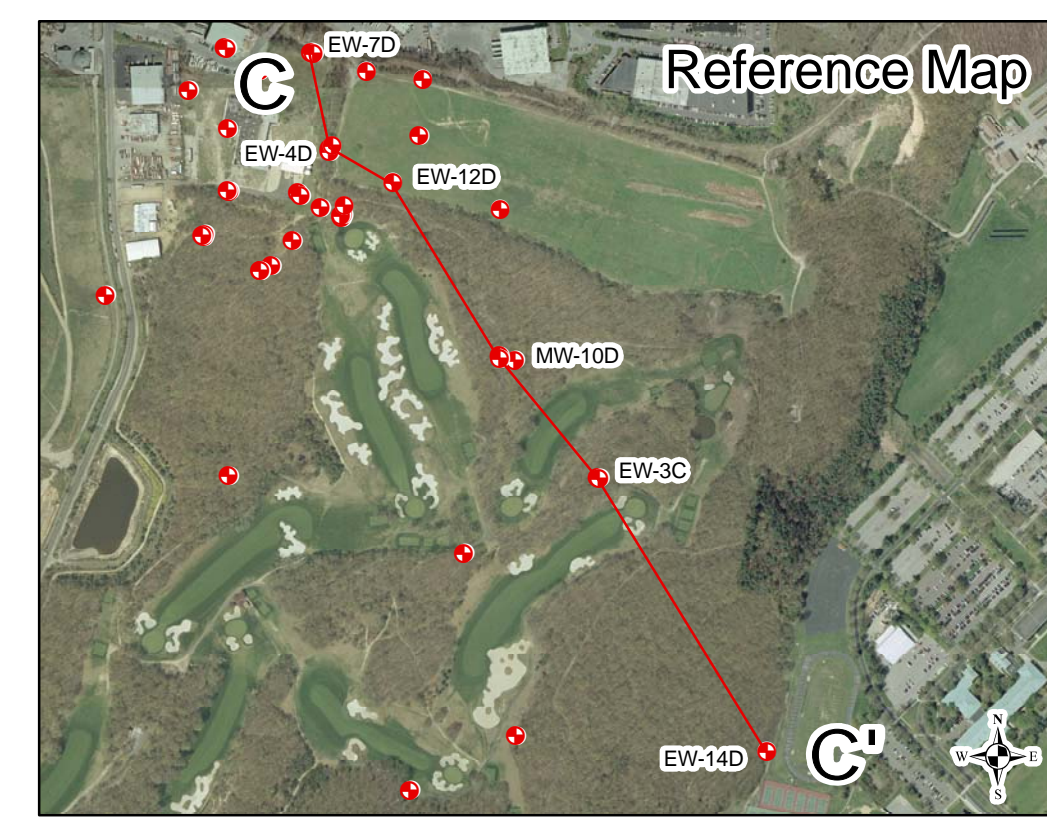


Legend

- Fill
- Gravel
- Sand
- Silt
- Clay



- 1.) Chemistry for EW-4A,B,C, EW-3C,B,A and MW-10D,C,B from 10/05 sampling event.
- 2.) All other chemistry from discrete interval sampling during well drilling activities.
- 3.) Lithologic interpretations are based on drilling logs from SAIC Ebasco Services, Inc. and Geraghty & Miller, Inc. (Logs from EW-7D, EW-4D, EW-12D, MW-10D, EW-3C, and EW-14D were used in the lithologic interpretation.)
- 4.) Colors are used for diagrammatic purposes only.
- 5.) Monitoring well widths are horizontally exaggerated for display purposes.
- 6.) Lithologic interpretation for MW-10D is missing bottom 27' due to missing data from job file.



CLAREMONT POLYCHEMICAL
Old Bethpage, Nassau Co, New York

Stratigraphic Cross-Section C-C'

Drawn: AGM 7/14/06	Checked	Approved	Revisions
-----------------------	---------	----------	-----------

TABLES

**Table 1. Claremont Screening Levels
Claremont Polychemcial Superfund Site**

Level	Screened Interval (ft amsl)
1	75.10 to 44.86
2	42.35 through 22.32
3	20.62 to 2.99
4	-13.99 to -47.47
5	-91.00 to -131.47
6	-149.20 to -196.20

Source: USACE 2006

ft amsl - feet above mean sea level

**Table 2. Phase 1 and Phase 2 Well Construction Details
Claremont Polychemical Superfund Site**

Well ID	NYSDEC Well Number	Northing (NAD27)	Easting (NAD27)	Well Diameter (inches)	Depth of Screened Interval (ft bgs)	Elevation of Screened Interval (ft AMSL)	Depth to Pump (ft bgs)	Well Depth (ft bgs)	Elevation (NGVD29) top of		
									Concrete Pad (ft AMSL)	Steel Casing (ft AMSL)	Pump Cap (ft AMSL)
EW-2D	N-13541	194009	2154637	2.5	291.1 to 301.1	-132.55 to -142.55	296	301.40	158.55	158.58	158.38
EW-4D	N13563	194268	2154585	2.5	285 to 295	-125.26 to -135.26	290	295.30	159.74	162.24	161.91
EW-10C	N-13542	194593	2154734	2.5	139.5 to 149.5	19.11 to 9.11	134.5	150.00	158.61	161.23	161.08
EW-11D	S-125212	193993	2155316	2.5	270 to 280	-106.75 to -116.75	275	280.30	163.25	165.75	165.4
EW-12D	N-13543	194110	2154849	2.5	209.5 to 219.5	-47.33 to -57.33	214.5	220.00	162.17	164.58	164.54
EW-13D	N-13544	194557	2154979	2.5	340.0 to 350.0	-177.28 to -187.28	345	350.30	162.72	165.01	164.89
EW-14D	S-124772	191632	2156477	2.5	185 to 195	-85.27 to -95.27	190	195.50	99.73	102.25	102.16

Well ID	Elevation (NGVD29) at								
	Top of Upper Fine Sand	Top of Bentonite Seal	Top of Lower Fine Sand	Top of Filter Pack	Top of End Cap	Bottom of End Cap	Top of Fine Sand Above Abandoned Borehole	Top of Abandoned Borehole	Bottom of Borehole
EW-2D	-119.45	-120.45	-127.45	-129.45	-142.55	-142.85	-143.45	-144.45	-156.45
EW-4D	-118.26	-119.26	-122.26	-123.26	-135.26	-135.56	-136.26	-137.26	-165.26
EW-10C	27.11	26.11	22.11	21.11	9.11	8.61	7.61	6.61	-156.39
EW-11D	-98.75	-99.75	-102.75	-103.75	-116.75	-117.05	-117.75	-118.75	-131.75
EW-12D	-35.83	-36.83	-43.33	-44.83	-57.33	-57.83	-58.83	-59.83	-112.83
EW-13D	-163.28	-164.28	-173.78	-175.28	-187.28	-187.58	-188.28	-189.28	-212.28
EW-14D	-78.27	-79.27	-82.27	-83.27	-95.27	-95.77	-96.27	-97.27	-200.27

Well	Top of Upper Fine Sand (ft bgs)	Top of Bentonite Seal (ft bgs)	Top of Lower Fine Sand (ft bgs)	Top of Filter Pack (ft bgs)	Top of Screen (ft bgs)	Top Of End Cap (ft bgs)	Bottom of End Cap (ft bgs)	Top of Fine Sand Above Abandoned Borehole (ft bgs)	Top of Abandoned Borehole (ft bgs)	Bottom of Borehole (ft bgs)
EW-2D	278	279	286	288	291.1	301.1	301.4	302	303	315
EW-4D	278	279	282	283	285	295	295.3	296	297	325
EW-10C	131.5	132.5	136.5	137.5	139.5	149.5	150	151	152	315
EW-11D	262	263	266	267	270	280	280.3	281	282	295
EW-12D	198	199	205.5	207	209.5	219.5	220	221	222	275
EW-13D	326	327	336.5	338	340	350	350.3	351	352	375
EW-14D	178	179	182	183	185	195	195.5	196	197	300

Notes:
 No concrete pad was installed at EW-2D due to the golfcourse request and constructions of existing wells at the EW-2 well cluster.
 The reported concrete pad elevation for EW-2D is the ground surface elevation at the driveover surface completion.
 NYSDEC - New York State Department of Environmental Conservation
 ft bgs - feet below ground surface
 ft AMSL - feet above mean sea level

**Table 3. EW-2D Groundwater Sampling Laboratory Analytical Results
Claremont Polychemical Superfund Site**

Sample ID:		EW2D/155/3	EW2D/175-17	EW2D/195-37	EW2D/215-57	EW2D/235-77	EW2D/255-97	EW2D/275-117	EW2D/295-137	EW2D/315-157					
Screen Interval Depth (ft bgs)		150 to 155	170 to 175	190 to 195	210 to 215	230 to 235	250 to 255	270 to 275	290 to 295	310 to 315					
Screen Interval Elevation (ft amsl)		8 to 3	-12 to -17	-32 to -37	-52 to -57	-72 to -77	-92 to -97	-112 to -117	-132 to -137	-152 to -157					
Laboratory ID:		0601050-01	0601053-01	0601057-01	0601058-01	0601058-02	0601058-03	0601059-01	0601059-02	0601059-04					
Sampling Date:		01/06/2006	01/06/2006	01/06/2006	1/7/2006	1/7/2006	1/7/2006	1/7/2006	01/08/2006	01/08/2006					
Analyte:	Units:	Q	Q	Q	Q	Q	Q	Q	Q	Q	Q				
1,1,1,2-Tetrachloroethane	ppb	1.0	U	1.0	U	1.0	U	1.0	U	1.0	U	1.0	U	1.0	U
1,1,1-Trichloroethane	ppb	1.0	U	100		120		63		480		3.7		1.0	U
1,1,2,2-Tetrachloroethane	ppb	1.0	U	1.0	U	1.0	U	1.0	U	1.0	U	1.0	U	1.0	U
1,1,2-Trichloroethane	ppb	1.0	U	1.0	U	1.0	U	1.0	U	1.0	U	1.0	U	1.0	U
1,1-Dichloroethane	ppb	1.0	U	8.9		10		6.7		49		1.0	U	1.0	U
1,1-Dichloroethene	ppb	1.0	U	100		120		56		480		1.0	U	1.0	U
1,2-Dibromoethane	ppb	1.0	U	1.0	U	1.0	U	1.0	U	1.0	U	1.0	U	1.0	U
1,2-Dichloroethane	ppb	1.0	U	1.0	U	1.0	U	1.0	U	1.0	U	1.0	U	1.0	U
1,2-Dichloropropane	ppb	1.0	U	1.0	U	1.0	U	1.0	U	1.0	U	1.0	U	1.0	U
2-Butanone	ppb	1.0	U	1.0	U	1.0	U	1.0	U	1.0	U	1.0	U	1.0	U
2-Hexanone	ppb	1.0	U	1.0	U	1.0	U	1.0	U	1.0	U	1.0	U	1.0	U
4-Methyl-2-pentanone	ppb	1.0	U	1.0	U	1.0	U	1.0	U	1.0	U	1.0	U	1.0	U
Acetone	ppb	1.0	U	1.0	U	1.0	U	1.0	U	1.0	U	1.0	U	1.0	U
Acrylonitrile	ppb	1.0	U	1.0	U	1.0	U	1.0	U	1.0	U	1.0	U	1.0	U
Benzene	ppb	1.0	U	1.0	U	1.0	U	1.0	U	1.0	U	1.0	U	1.0	U
Bromochloromethane	ppb	1.0	U	1.0	U	1.0	U	1.0	U	1.0	U	1.0	U	1.0	U
Bromodichloromethane	ppb	1.0	U	1.0	U	1.0	U	1.0	U	1.0	U	1.0	U	1.0	U
Bromoform	ppb	1.0	U	1.0	U	1.0	U	1.0	U	1.0	U	1.0	U	1.0	U
Bromomethane	ppb	1.0	U	1.0	U	1.0	U	1.0	U	1.0	U	1.0	U	1.0	U
Carbon disulfide	ppb	1.0	U	1.0	U	1.0	U	1.0	U	1.0	U	1.0	U	1.0	U
Carbon tetrachloride	ppb	1.0	U	1.0	U	1.0	U	1.0	U	51		1.0	U	1.0	U
Chlorobenzene	ppb	1.0	U	1.0	U	1.0	U	1.0	U	1.0	U	1.0	U	1.0	U
Chloroethane	ppb	1.0	U	1.0	U	1.0	U	1.0	U	1.0	U	1.0	U	1.0	U
Chloroform	ppb	1.0	U	1.0	U	1.0	U	1.0	U	1.0	U	1.0	U	1.0	U
Chloromethane	ppb	1.0	U	1.0	U	1.0	U	1.0	U	1.0	U	1.0	U	1.0	U
cis-1,2-Dichloroethene	ppb	1.0	U	9.8		96		48		63		4.2		1.0	U
cis-1,3-Dichloropropene	ppb	1.0	U	1.0	U	1.0	U	1.0	U	1.0	U	1.0	U	1.0	U
Dibromochloromethane	ppb	1.0	U	1.0	U	1.0	U	1.0	U	1.0	U	1.0	U	1.0	U
Ethylbenzene	ppb	1.0	U	1.0	U	1.0	U	1.0	U	1.0	U	1.0	U	1.0	U
m,p-Xylene	ppb	2.0	U	2.0	U	2.0	U	2.0	U	2.0	U	2.0	U	2.0	U
Methyl tert-butyl ether	ppb	1.0	U	1.0	U	1.0	U	1.0	U	1.0	U	1.0	U	1.0	U
Methylene chloride	ppb	1.0	U	9.2	B	8.6	B	17	B	13	B	14	B	1.0	U
o-Xylene	ppb	1.0	U	1.0	U	1.0	U	1.0	U	1.0	U	1.0	U	1.0	U
Styrene	ppb	1.0	U	1.0	U	1.0	U	1.0	U	1.0	U	1.0	U	1.0	U
Tetrachloroethene	ppb	1.0	U	12		260		130		140		14		5.2	
Toluene	ppb	1.0	U	1.0	U	1.0	U	1.0	U	1.0	U	1.0	U	1.0	U
trans-1,2-Dichloroethene	ppb	1.0	U	1.0	U	1.0	U	1.0	U	1.0	U	1.0	U	1.0	U
trans-1,3-Dichloropropene	ppb	1.0	U	1.0	U	1.0	U	1.0	U	1.0	U	1.0	U	1.0	U
Trichloroethene	ppb	1.0	U	50		3,000		690		580		88		28	
Vinyl chloride	ppb	1.0	U	1.0	U	1.0	U	1.0	U	1.0	U	1.0	U	1.0	U

Surface Elevation (ft amsl) = -158

ft bgs - feet below ground surface

ppb - parts per billion

ft amsl - feet below mean sea level

Bold denotes concentration greater than the detection limit

**Table 4. EW-4D Groundwater Sampling Laboratory Analytical Results
Claremont Polychemical Superfund Site**

Client Sample ID:		EW4D/175/-15.7	EW4D/195/-35.7	EW4D/215/-55.7	CPC-01-EW4D*	EW4D/235/-75.7	EW4D/255/-95.7	EW4D/275/-115.7	EW4D/295/-135.7								
Screen Interval Depth (ft bgs)		170 to 175	190 to 195	210 to 215	210 to 215	230 to 235	250 to 255	270 to 275	290 to 295								
Screen Interval Elev (ft amsl)		-10.7 to -15.7	-30.7 to -35.7	-50.7 to -55.7	-50.7 to -55.7	-70.7 to -75.7	-90.7 to -95.7	-110.7 to -115.7	-130.7 to -135.7								
Laboratory ID:		0605082-01	0605085-01	0605088-01	0605088-02	0605089-01	0605090-01	0605101-01	0605108-01								
Sampling Date:		05/09/2006	05/09/2006	05/09/2006	05/09/2006	05/09/2006	05/10/2006	05/10/2006	05/10/2006								
Analyte:	Units:	Q	Q	Q	Q	Q	Q	Q	Q								
1,1,1,2-Tetrachloroethane	ppb	1.0	U	1.0	U	1.0	U	1.0	U	1.0	U						
1,1,1-Trichloroethane	ppb	61		4.9		8.2		9.8		8.2		1.0	U				
1,1,2,2-Tetrachloroethane	ppb	1.0	U	1.0	U	1.0	U	1.0	U	1.0	U	1.0	U				
1,1,2-Trichloroethane	ppb	1.0	U	1.0	U	1.0	U	1.0	U	1.0	U	1.0	U				
1,1-Dichloroethane	ppb	15		3.7		3.9		5.4		1.0	U	1.0	U				
1,1-Dichloroethene	ppb	40		4.0		4.2		4.3		5.5		1.0	U				
1,2-Dibromoethane	ppb	1.0	U	1.0	U	1.0	U	1.0	U	1.0	U	1.0	U				
1,2-Dichloroethane	ppb	1.0	U	2.3		1.0	U	1.0	U	1.0	U	1.0	U				
1,2-Dichloropropane	ppb	1.0	U	1.0	U	1.0	U	1.0	U	1.0	U	1.0	U				
2-Butanone	ppb	1.0	U	1.0	U	1.0	U	1.0	U	1.0	U	1.0	U				
2-Hexanone	ppb	1.0	U	1.0	U	1.0	U	1.0	U	1.0	U	1.0	U				
4-Methyl-2-pentanone	ppb	1.0	U	1.0	U	1.0	U	1.0	U	1.0	U	1.0	U				
Acetone	ppb	1.0	U	1.0	U	1.0	U	1.0	U	1.0	U	1.0	U				
Acrylonitrile	ppb	1.0	U	1.0	U	1.0	U	1.0	U	1.0	U	1.0	U				
Benzene	ppb	1.0	U	1.0	U	1.0	U	1.0	U	1.0	U	1.0	U				
Bromochloromethane	ppb	1.0	U	1.0	U	1.0	U	1.0	U	1.0	U	1.0	U				
Bromodichloromethane	ppb	1.0	U	1.0	U	1.0	U	1.0	U	1.0	U	1.0	U				
Bromoform	ppb	1.0	U	1.0	U	1.0	U	1.0	U	1.0	U	1.0	U				
Bromomethane	ppb	1.0	U	1.0	U	1.0	U	1.0	U	1.0	U	1.0	U				
Carbon disulfide	ppb	1.0	U	1.0	U	1.0	U	1.0	U	1.0	U	1.0	U				
Carbon tetrachloride	ppb	1.0	U	1.0	U	1.0	U	1.0	U	1.0	U	1.0	U				
Chlorobenzene	ppb	1.0	U	1.0	U	1.0	U	1.0	U	1.0	U	1.0	U				
Chloroethane	ppb	1.0	U	1.0	U	1.0	U	1.0	U	1.0	U	1.0	U				
Chloroform	ppb	1.0	U	1.0	U	1.0	U	1.0	U	1.0	U	1.0	U				
Chloromethane	ppb	1.0	U	1.0	U	1.0	U	1.0	U	1.0	U	1.0	U				
cis-1,2-Dichloroethene	ppb	16		24		27		30		45		2.5		1.0	U		
cis-1,3-Dichloropropene	ppb	1.0	U	1.0	U	1.0	U	1.0	U	1.0	U	1.0	U	1.0	U		
Dibromochloromethane	ppb	1.0	U	1.0	U	1.0	U	1.0	U	1.0	U	1.0	U	1.0	U		
Dichlorodifluoromethane	ppb	1.0	U	1.0	U	1.0	U	1.0	U	1.0	U	1.0	U	1.0	U		
Ethylbenzene	ppb	1.0	U	1.0	U	1.0	U	1.0	U	1.0	U	1.0	U	1.0	U		
m,p-Xylene	ppb	2.0	U	2.0	U	2.0	U	2.0	U	2.0	U	2.0	U	2.0	U		
Methyl tert-butyl ether	ppb	1.5		1.0	U	1.0	U	1.0	U	1.0	U	1.0	U	1.0	U		
Methylene chloride	ppb	10	B	11	B	6.7	B	14	B	9.8	B	8.0	B	6.4	B	1.0	U
o-Xylene	ppb	1.0	U	1.0	U	1.0	U	1.0	U	1.0	U	1.0	U	1.0	U	1.0	U
Styrene	ppb	1.0	U	1.0	U	1.0	U	1.0	U	1.0	U	1.0	U	1.0	U	1.0	U
Tetrachloroethene	ppb	44		39		81		40		70		9.7		1.8		1.0	U
Toluene	ppb	1.0	U	1.0	U	1.0	U	1.0	U	1.0	U	1.0	U	1.0	U	1.0	U
trans-1,2-Dichloroethene	ppb	1.0	U	1.0	U	1.0	U	1.0	U	1.0	U	1.0	U	1.0	U	1.0	U
trans-1,3-Dichloropropene	ppb	1.0	U	1.0	U	1.0	U	1.0	U	1.0	U	1.0	U	1.0	U	1.0	U
Trichloroethene	ppb	280		2,000		1,400		1,300		1,700		130		7.2		2.6	
Vinyl chloride	ppb	1.0	U	1.0	U	1.0	U	1.0	U	1.0	U	1.0	U	1.0	U	1.0	U

Surface Elevation (ft amsl) = -159.3

ppb - parts per billion

Bold denotes concentration greater than the detection limit

ft bgs - feet below ground surface

ft amsl - feet below mean sea level

*Blind duplicate of EW4D/215/-55.7

**Table 5. EW-10C Groundwater Sampling Laboratory Analytical Results
Claremont Polychemical Superfund Site**

Sample ID:		EW10D/135/24		EW10D/155/4		CPC-01-EW10D*		EW10D/215/-56		EW10D/235/-76		EW10D/255/-96		EW10D/275/-116	
Screen Interval Depth	(ft bgs)	130 to 135		145 to 155		145 to 155		210 to 215		230 to 235		250 to 255		270 to 275	
Screen Interval Elevation	(ft amsl)	29 to 24		14 to 4		14 to 4		-51 to -56		-71 to -76		-91 to -96		-111 to -116	
Laboratory ID:		0512158-01		0512163-01		0512163-02		0512170-01		0512185-01		0512198-01		0512199-01	
Sampling Date:		12/15/2005		12/15/2005		12/15/2005		12/15/2005		12/16/2005		12/17/2005		12/17/2005	
Analyte:	Units:		Q		Q		Q		Q		Q		Q		Q
1,1,1,2-Tetrachloroethane	ppb	1.0	U	1.0	U	1.0	U	1.0	U	1.0	U	1.0	U	1.0	U
1,1,1-Trichloroethane	ppb	12		130		130		160		9.9		1.0	U	1.0	U
1,1,2,2-Tetrachloroethane	ppb	1.0	U	1.0	U	1.0	U	1.0	U	1.0	U	1.0	U	1.0	U
1,1,2-Trichloroethane	ppb	1.0	U	1.0	U	1.0	U	1.0	U	1.0	U	1.0	U	1.0	U
1,1-Dichloroethane	ppb	1.3		13		12		18		6.4		1.0	U	1.0	U
1,1-Dichloroethene	ppb	6.1		81		82		120		6.8		1.0	U	1.0	U
1,2-Dibromoethane	ppb	1.0	U	1.0	U	1.0	U	1.0	U	1.0	U	1.0	U	1.0	U
1,2-Dichloroethane	ppb	1.0	U	1.0	U	1.0	U	1.0	U	1.0	U	1.0	U	1.0	U
1,2-Dichloropropane	ppb	1.0	U	1.0	U	1.0	U	1.0	U	1.0	U	1.0	U	1.0	U
2-Butanone	ppb	1.0	U	1.0	U	1.0	U	1.0	U	1.0	U	1.0	U	1.0	U
2-Hexanone	ppb	1.0	U	1.0	U	1.0	U	1.0	U	1.0	U	1.0	U	1.0	U
4-Methyl-2-pentanone	ppb	1.0	U	1.0	U	1.0	U	1.0	U	1.0	U	1.0	U	1.0	U
Acetone	ppb	1.0	U	1.0	U	1.0	U	1.0	U	1.0	U	1.0	U	1.0	U
Acrylonitrile	ppb	1.0	U	1.0	U	1.0	U	1.0	U	1.0	U	1.0	U	1.0	U
Benzene	ppb	1.0	U	1.0	U	1.0	U	1.0	U	1.0	U	1.0	U	1.0	U
Bromochloromethane	ppb	1.0	U	1.0	U	1.0	U	1.0	U	1.0	U	1.0	U	1.0	U
Bromodichloromethane	ppb	1.0	U	1.0	U	1.0	U	1.0	U	1.0	U	1.0	U	1.0	U
Bromoform	ppb	1.0	U	1.0	U	1.0	U	1.0	U	1.0	U	1.0	U	1.0	U
Bromomethane	ppb	1.0	U	1.0	U	1.0	U	1.0	U	1.0	U	1.0	U	1.0	U
Carbon disulfide	ppb	1.0	U	1.0	U	1.0	U	1.0	U	1.0	U	1.0	U	1.0	U
Carbon tetrachloride	ppb	1.0	U	1.0	U	1.0	U	1.0	U	1.0	U	1.0	U	1.0	U
Chlorobenzene	ppb	1.0	U	1.0	U	1.0	U	1.0	U	1.0	U	1.0	U	1.0	U
Chloroethane	ppb	1.0	U	1.0	U	1.0	U	1.0	U	1.0	U	1.0	U	1.0	U
Chloroform	ppb	1.0	U	1.0	U	1.0	U	1.0	U	1.0	U	1.0	U	1.0	U
Chloromethane	ppb	1.0	U	1.0	U	1.0	U	1.0	U	1.0	U	1.0	U	1.0	U
cis-1,2-Dichloroethene	ppb	34		89		88		12		6.6		1.0	U	1.0	U
cis-1,3-Dichloropropene	ppb	1.0	U	1.0	U	1.0	U	1.0	U	1.0	U	1.0	U	1.0	U
Dibromochloromethane	ppb	1.0	U	1.0	U	1.0	U	1.0	U	1.0	U	1.0	U	1.0	U
Ethylbenzene	ppb	1.0	U	1.0	U	1.0	U	1.0	U	1.0	U	1.0	U	1.0	U
m,p-Xylene	ppb	2.0	U	2.0	U	2.0	U	2.0	U	1.6	J	2.0	U	2.0	U
Methyl tert-butyl ether	ppb	3.0		5.8		5.5		1.0	U	1.0	U	1.0	U	1.0	U
Methylene chloride	ppb	1.0	U	1.0	U	1.0	U	1.0	U	1.0	U	1.0	U	1.0	U
o-Xylene	ppb	1.0	U	1.0	U	1.0	U	1.0	U	1.0	U	1.0	U	1.0	U
Styrene	ppb	1.0	U	1.0	U	1.0	U	1.0	U	1.0	U	1.0	U	1.0	U
Tetrachloroethene	ppb	11		62		60		39		24		1.0	U	1.0	U
Toluene	ppb	1.9		1.0	U	1.0	U	1.0	U	2.3		1.0	U	1.0	U
trans-1,2-Dichloroethene	ppb	1.0	U	1.0	U	1.0	U	1.0	U	1.0	U	1.0	U	1.0	U
trans-1,3-Dichloropropene	ppb	1.0	U	1.0	U	1.0	U	1.0	U	1.0	U	1.0	U	1.0	U
Trichloroethene	ppb	29		240		240		42		57		1.0	U	1.0	U
Vinyl chloride	ppb	1.0	U	1.0	U	1.0	U	1.0	U	1.0	U	1.0	U	1.0	U

Surface Elevation (ft amsl) = 159.05

ppb - parts per billion

Bold denotes concentration greater than the detection limit

ft bgs - feet below ground surface

ft amsl - feet below mean sea level

* CPC-01-EW10D is a blind duplicate of EW10D/155/4

**Table 6. EW-11D Groundwater Sampling Laboratory Analytical Results
Claremont Polychemical Superfund Site**

Client Sample ID:		EW11D/155/5	EW11D/175-15	EW11D/190-30	EW11D/205-45	EW11D/235-75	EW11D/255-95	EW11D/275-115	EW11D/295-135				
Screen Interval Depth (ft bgs)		150 to 155	170 to 175	185 to 190	200 to 205	230 to 235	250 to 255	270 to 275	290 to 295				
Screen Interval Elev (ft amsl)		10 to 5	-10 to -15	-25 to -30	-40 to -45	-70 to -75	-90 to -95	-110 to -115	-130 to -135				
Laboratory ID:		0605168-01	0605170-01	0605175-01	0605182-01	0605185-01	0605190-01	0605191-01	0605202-01				
Sampling Date:		05/17/2006	05/17/2006	05/17/2006	05/17/2006	05/18/2006	05/18/2006	05/18/2006	05/19/2006				
Analyte:	Units:	Q	Q	Q	Q	Q	Q	Q	Q				
1,1,1,2-Tetrachloroethane	ppb	1.0	U	1.0	U	1.0	U	1.0	U	1.0	U	1.0	U
1,1,1-Trichloroethane	ppb	1.0	U	1.0	U	1.0	U	1.0	U	1.0	U	1.0	U
1,1,2,2-Tetrachloroethane	ppb	1.0	U	1.0	U	1.0	U	1.0	U	1.0	U	1.0	U
1,1,2-Trichloroethane	ppb	1.0	U	1.0	U	1.0	U	1.0	U	1.0	U	1.0	U
1,1-Dichloroethane	ppb	1.0	U	1.0	U	1.0	U	1.0	U	1.0	U	1.0	U
1,1-Dichloroethene	ppb	1.0	U	1.0	U	1.2	U	1.0	U	1.0	U	1.0	U
1,2-Dibromoethane	ppb	1.0	U	1.0	U	1.0	U	1.0	U	1.0	U	1.0	U
1,2-Dichloroethane	ppb	1.0	U	1.0	U	1.0	U	1.0	U	1.0	U	1.0	U
1,2-Dichloropropane	ppb	1.0	U	1.0	U	1.0	U	1.0	U	1.0	U	1.0	U
2-Butanone	ppb	1.0	U	1.0	U	1.0	U	1.0	U	1.0	U	1.0	U
2-Hexanone	ppb	1.0	U	1.0	U	1.0	U	1.0	U	1.0	U	1.0	U
4-Methyl-2-pentanone	ppb	1.0	U	1.0	U	1.0	U	1.0	U	1.0	U	1.0	U
Acetone	ppb	1.0	U	1.0	U	1.0	U	1.0	U	1.0	U	1.0	U
Acrylonitrile	ppb	1.0	U	1.0	U	1.0	U	1.0	U	1.0	U	1.0	U
Benzene	ppb	1.0	U	1.0	U	1.0	U	1.0	U	1.0	U	1.0	U
Bromochloromethane	ppb	1.0	U	1.0	U	1.0	U	1.0	U	1.0	U	1.0	U
Bromodichloromethane	ppb	1.0	U	1.0	U	1.0	U	1.0	U	1.0	U	1.0	U
Bromoform	ppb	1.0	U	1.0	U	1.0	U	1.0	U	1.0	U	1.0	U
Bromomethane	ppb	1.0	U	1.0	U	1.0	U	1.0	U	1.0	U	1.0	U
Carbon disulfide	ppb	1.0	U	1.0	U	1.0	U	1.0	U	1.0	U	1.0	U
Carbon tetrachloride	ppb	1.0	U	1.0	U	1.0	U	1.0	U	1.0	U	1.0	U
Chlorobenzene	ppb	1.0	U	1.0	U	1.0	U	1.0	U	1.0	U	1.0	U
Chloroethane	ppb	1.0	U	1.0	U	1.0	U	1.0	U	1.0	U	1.0	U
Chloroform	ppb	1.0	U	1.0	U	1.0	U	1.0	U	1.0	U	1.0	U
Chloromethane	ppb	1.0	U	1.0	U	1.0	U	1.0	U	1.0	U	1.0	U
cis-1,2-Dichloroethene	ppb	1.0	U	1.0	U	1.0	U	29	U	6.9	U	1.0	U
cis-1,3-Dichloropropene	ppb	1.0	U	1.0	U	1.0	U	1.0	U	1.0	U	1.0	U
Dibromochloromethane	ppb	1.0	U	1.0	U	1.0	U	1.0	U	1.0	U	1.0	U
Dichlorodifluoromethane	ppb	1.0	U	1.0	U	1.0	U	1.0	U	1.0	U	1.0	U
Ethylbenzene	ppb	1.0	U	1.0	U	1.0	U	1.0	U	1.0	U	1.0	U
m,p-Xylene	ppb	2.0	U	2.0	U	2.0	U	2.0	U	2.0	U	2.0	U
Methyl tert-butyl ether	ppb	1.0	U	1.0	U	1.0	U	1.0	U	1.0	U	1.0	U
Methylene chloride	ppb	11	B	12	B	11	B	9.5	B	11	B	13	B
o-Xylene	ppb	1.0	U	1.0	U	1.0	U	1.0	U	1.0	U	1.0	U
Styrene	ppb	1.0	U	1.0	U	1.0	U	1.0	U	1.0	U	1.0	U
Tetrachloroethene	ppb	1.0	U	1.0	U	1.0	U	16	U	6.8	U	1.0	U
Toluene	ppb	1.0	U	1.0	U	1.0	U	1.0	U	1.0	U	1.0	U
trans-1,2-Dichloroethene	ppb	1.0	U	1.0	U	1.0	U	1.0	U	1.0	U	1.0	U
trans-1,3-Dichloropropene	ppb	1.0	U	1.0	U	1.0	U	1.0	U	1.0	U	1.0	U
Trichloroethene	ppb	1.0	U	1.0	U	1.0	U	150	U	51	U	1.0	U
Vinyl chloride	ppb	1.0	U	1.0	U	1.0	U	1.0	U	1.0	U	1.0	U

Surface Elevation (ft amsl) = -160

ppb - parts per billion

Bold denotes concentration greater than the detection limit

ft bgs - feet below ground surface

ft amsl - feet below mean sea level

**Table 7. EW-12D Groundwater Sampling Laboratory Analytical Results
Claremont Polychemical Superfund Site**

Sample ID:		EW12D/135/27		EW12D/155/7		EW12D/175/-13		EW12D/195/-33		EW12D/215/-43*		EW12D/235/-68**		EW12D/255/-93	
Screen Interval Depth	(ft bgs)	130 to 135		150 to 155		170 to 175		190 to 195		210 to 215		230 to 235		250 to 255	
Screen Interval Elevation	(ft amsl)	32 to 27		12 to 7		-8 to -13		-28 to -33		-48 to -53		-68 to -73		-88 to -93	
Laboratory ID:		0512217-01		0512217-02		0512222-01		0512224-01		0601005-01		0601008-01		0601010-01	
Sampling Date:		12/19/2005		12/20/2005		12/20/2005		12/20/2005		01/03/2006		01/03/2006		01/03/2006	
Analyte:	Units:														
1,1,1,2-Tetrachloroethane	ppb	1.0	U	1.0	U	1.0	U	1.0	U	1.0	U	1.0	U	1.0	U
1,1,1-Trichloroethane	ppb	1.0	U	1.0	U	1.0	U	8.5	U	1.0	U	1.0	U	1.0	U
1,1,2,2-Tetrachloroethane	ppb	1.0	U	1.0	U	1.0	U	1.0	U	1.0	U	1.0	U	1.0	U
1,1,2-Trichloroethane	ppb	1.0	U	1.0	U	1.0	U	1.0	U	1.0	U	1.0	U	1.0	U
1,1-Dichloroethane	ppb	1.0	U	1.0	U	1.0	U	1.0	U	1.0	U	1.0	U	1.0	U
1,1-Dichloroethene	ppb	1.0	U	1.0	U	1.0	U	6.9	U	1.0	U	1.0	U	1.0	U
1,2-Dibromoethane	ppb	1.0	U	1.0	U	1.0	U	1.0	U	1.0	U	1.0	U	1.0	U
1,2-Dichloroethane	ppb	1.0	U	1.0	U	1.0	U	1.0	U	1.0	U	1.0	U	1.0	U
1,2-Dichloropropane	ppb	1.0	U	1.0	U	1.0	U	1.0	U	1.0	U	1.0	U	1.0	U
2-Butanone	ppb	1.0	U	1.0	U	1.0	U	1.0	U	1.0	U	1.0	U	1.0	U
2-Hexanone	ppb	1.0	U	1.0	U	1.0	U	1.0	U	1.0	U	1.0	U	1.0	U
4-Methyl-2-pentanone	ppb	1.0	U	1.0	U	1.0	U	1.0	U	1.0	U	1.0	U	1.0	U
Acetone	ppb	1.0	U	1.0	U	1.0	U	1.0	U	1.0	U	1.0	U	1.0	U
Acrylonitrile	ppb	1.0	U	1.0	U	1.0	U	1.0	U	1.0	U	1.0	U	1.0	U
Benzene	ppb	1.0	U	1.0	U	1.0	U	1.0	U	1.0	U	1.0	U	1.0	U
Bromochloromethane	ppb	1.0	U	1.0	U	1.0	U	1.0	U	1.0	U	1.0	U	1.0	U
Bromodichloromethane	ppb	1.0	U	1.0	U	1.0	U	1.0	U	1.0	U	1.0	U	1.0	U
Bromoform	ppb	1.0	U	1.0	U	1.0	U	1.0	U	1.0	U	1.0	U	1.0	U
Bromomethane	ppb	1.0	U	1.0	U	1.0	U	1.0	U	1.0	U	1.0	U	1.0	U
Carbon disulfide	ppb	1.0	U	1.0	U	1.0	U	1.0	U	1.0	U	1.0	U	1.0	U
Carbon tetrachloride	ppb	1.0	U	1.0	U	1.0	U	1.0	U	1.0	U	1.0	U	1.0	U
Chlorobenzene	ppb	1.0	U	1.0	U	1.0	U	1.0	U	1.0	U	1.0	U	1.0	U
Chloroethane	ppb	1.0	U	1.0	U	1.0	U	1.0	U	1.0	U	1.0	U	1.0	U
Chloroform	ppb	1.0	U	1.0	U	1.0	U	1.0	U	1.0	U	1.0	U	1.0	U
Chloromethane	ppb	1.0	U	1.0	U	1.0	U	1.0	U	1.0	U	1.0	U	1.0	U
cis-1,2-Dichloroethene	ppb	1.0	U	1.0	U	1.0	U	1.0	U	1.0	U	1.0	U	1.0	U
cis-1,3-Dichloropropene	ppb	1.0	U	1.0	U	1.0	U	1.0	U	1.0	U	1.0	U	1.0	U
Dibromochloromethane	ppb	1.0	U	1.0	U	1.0	U	1.0	U	1.0	U	1.0	U	1.0	U
Ethylbenzene	ppb	1.0	U	1.0	U	1.0	U	1.0	U	1.0	U	1.0	U	1.0	U
m,p-Xylene	ppb	2.0	U	2.0	U	2.0	U	2.0	U	2.0	U	2.0	U	2.0	U
Methyl tert-butyl ether	ppb	1.0	U	1.0	U	1.0	U	1.0	U	1.0	U	1.0	U	1.0	U
Methylene chloride	ppb	1.0	U	1.0	U	1.0	U	1.0	U	1.0	U	7.3	B	3.0	B
o-Xylene	ppb	1.0	U	1.0	U	1.0	U	1.0	U	1.0	U	1.0	U	1.0	U
Styrene	ppb	1.0	U	1.0	U	1.0	U	1.0	U	1.0	U	1.0	U	1.0	U
Tetrachloroethene	ppb	1.0	U	1.0	U	1.0	U	1.2	U	1.0	U	1.0	U	1.0	U
Toluene	ppb	1.0	U	1.0	U	1.0	U	1.0	U	1.0	U	1.0	U	1.0	U
trans-1,2-Dichloroethene	ppb	1.0	U	1.0	U	1.0	U	1.0	U	1.0	U	1.0	U	1.0	U
trans-1,3-Dichloropropene	ppb	1.0	U	1.0	U	1.0	U	1.0	U	1.0	U	1.0	U	1.0	U
Trichloroethene	ppb	1.0	U	1.0	U	1.0	U	4.2	U	4.0	U	1.0	U	1.0	U
Vinyl chloride	ppb	1.0	U	1.0	U	1.0	U	1.0	U	1.0	U	1.0	U	1.0	U

Surface Elevation (ft amsl) = 162.02

ppb - parts per billion

Bold denotes concentration greater than the detection limit

ft bgs - feet below ground surface

ft amsl - feet below mean sea level

*Sample mislabeled. Should have been EW12D/215/-53

**Sample mislabeled. Should have been EW12D/235/-73

**Table 8. EW-13D Groundwater Sampling Laboratory Analytical Results
Claremont Polychemical Superfund Site**

Sample ID:		EW13D/135/27	EW13D/155/7	EW13D/175/-13	EW13D/195/-33	EW13D/215/-53	EW13D/235/-73	EW13D/255/-93	EW13D/275/-113		
Screen Interval Depth	(ft bgs)	125 to 135	150 to 155	170 to 175	190 to 195	200 to 215	230 to 235	250 to 255	270 to 275		
Screen Interval Elevation	(ft amsl)	37 to 27	12 to 7	-8 to -13	-28 to -33	-48 to -53	-68 to -73	-88 to -93	-108 to -113		
Laboratory ID:		0601090-01	0601091-01	0601102-01	0601112-01	0601114-01	0601118-01	0601129-01	0601135-01		
Sampling Date:		1/10/2006	1/11/2006	1/11/2006	1/11/2006	1/11/2006	01/12/2006	1/12/2006	1/12/2006		
Analyte:	Units:	Q	Q	Q	Q	Q	Q	Q	Q		
1,1,1,2-Tetrachloroethane	ppb	1.0	U	1.0	U	1.0	U	1.0	U	1.0	U
1,1,1-Trichloroethane	ppb	1.0	U	1.0	U	1.0	U	1.0	U	1.0	U
1,1,2,2-Tetrachloroethane	ppb	1.0	U	1.0	U	1.0	U	1.0	U	1.0	U
1,1,2-Trichloroethane	ppb	1.0	U	1.0	U	1.0	U	1.0	U	1.0	U
1,1-Dichloroethane	ppb	1.0	U	1.0	U	1.0	U	1.0	U	1.0	U
1,1-Dichloroethene	ppb	1.0	U	1.0	U	1.0	U	1.0	U	1.0	U
1,2-Dibromoethane	ppb	1.0	U	1.0	U	1.0	U	1.0	U	1.0	U
1,2-Dichloroethane	ppb	1.0	U	1.0	U	1.0	U	1.0	U	1.0	U
1,2-Dichloropropane	ppb	1.0	U	1.0	U	1.0	U	1.0	U	1.0	U
2-Butanone	ppb	1.0	U	1.0	U	1.0	U	1.0	U	1.0	U
2-Hexanone	ppb	1.0	U	1.0	U	1.0	U	1.0	U	1.0	U
4-Methyl-2-pentanone	ppb	1.0	U	1.0	U	1.0	U	1.0	U	1.0	U
Acetone	ppb	1.0	U	1.0	U	1.0	U	1.0	U	1.0	U
Acrylonitrile	ppb	1.0	U	1.0	U	1.0	U	1.0	U	1.0	U
Benzene	ppb	1.0	U	1.0	U	1.0	U	1.0	U	1.0	U
Bromochloromethane	ppb	1.0	U	1.0	U	1.0	U	1.0	U	1.0	U
Bromodichloromethane	ppb	1.0	U	1.0	U	1.0	U	1.0	U	1.0	U
Bromoform	ppb	1.0	U	1.0	U	1.0	U	1.0	U	1.0	U
Bromomethane	ppb	1.0	U	1.0	U	1.0	U	1.0	U	1.0	U
Carbon disulfide	ppb	1.0	U	1.0	U	1.0	U	1.0	U	1.0	U
Carbon tetrachloride	ppb	1.0	U	1.0	U	1.0	U	1.0	U	1.0	U
Chlorobenzene	ppb	1.0	U	1.0	U	1.0	U	1.0	U	1.0	U
Chloroethane	ppb	1.0	U	1.0	U	1.0	U	1.0	U	1.0	U
Chloroform	ppb	1.0	U	1.0	U	1.0	U	1.0	U	1.0	U
Chloromethane	ppb	1.0	U	1.0	U	1.0	U	1.0	U	1.0	U
cis-1,2-Dichloroethene	ppb	1.0	U	1.0	U	1.0	U	1.0	U	1.0	U
cis-1,3-Dichloropropene	ppb	1.0	U	1.0	U	1.0	U	1.0	U	1.0	U
Dibromochloromethane	ppb	1.0	U	1.0	U	1.0	U	1.0	U	1.0	U
Ethylbenzene	ppb	1.0	U	1.0	U	1.0	U	1.0	U	1.0	U
m,p-Xylene	ppb	2.0	U	2.0	U	2.0	U	2.0	U	2.0	U
Methyl tert-butyl ether	ppb	1.0	U	1.0	U	1.0	U	1.0	U	1.0	U
Methylene chloride	ppb	1.0	U	1.0	U	1.0	U	1.0	U	1.0	U
o-Xylene	ppb	1.0	U	1.0	U	1.0	U	1.0	U	1.0	U
Styrene	ppb	1.0	U	1.0	U	1.0	U	1.0	U	1.0	U
Tetrachloroethene	ppb	1.0	U	1.0	U	1.0	U	1.0	U	1.0	U
Toluene	ppb	1.0	U	1.0	U	1.0	U	1.0	U	1.0	U
trans-1,2-Dichloroethene	ppb	1.0	U	1.0	U	1.0	U	1.0	U	1.0	U
trans-1,3-Dichloropropene	ppb	1.0	U	1.0	U	1.0	U	1.0	U	1.0	U
Trichloroethene	ppb	1.9	U	1.0	U	0.72	J	0.62	J	1.0	U
Vinyl chloride	ppb	1.0	U	1.0	U	1.0	U	1.0	U	1.0	U

Surface Elevation (ft amsl) = -162

ppb - parts per billion

Bold denotes concentration greater than the detection limit

ft bgs - feet below ground surface

ft amsl - feet below mean sea level

**Table 8. EW-13D Groundwater Sampling Laboratory Analytical Results
Claremont Polychemical Superfund Site**

Sample ID:		EW13D/295/-133	EW13D/315/-153	EW13D/335/-173	EW13D/355/-193	EW13D/375/-213			
Screen Interval Depth	(ft bgs)	290 to 295	310 to 315	330 to 335	350 to 355	370 to 375			
Screen Interval Elevation	(ft amsl)	-128 to -133	-148 to -153	-168 to -173	-188 to -193	-208 to -213			
Laboratory ID:		0601142-01	0601148-01	0601156-01	0601160-01	0601163-01			
Sampling Date:		1/12/2006	1/13/2006	1/13/2006	1/13/2006	1/14/2006			
Analyte:	Units:	Q	Q	Q	Q	Q			
1,1,1,2-Tetrachloroethane	ppb	1.0	U	1.0	U	1.0	U	1.0	U
1,1,1-Trichloroethane	ppb	1.5		1.7		1.0	U	1.0	U
1,1,2,2-Tetrachloroethane	ppb	1.0	U	1.0	U	1.0	U	1.0	U
1,1,2-Trichloroethane	ppb	1.0	U	1.0	U	1.0	U	1.0	U
1,1-Dichloroethane	ppb	1.0	U	1.5		1.0	U	1.0	U
1,1-Dichloroethene	ppb	1.0	U	1.0	U	1.0	U	1.0	U
1,2-Dibromoethane	ppb	1.0	U	1.0	U	1.0	U	1.0	U
1,2-Dichloroethane	ppb	1.0	U	1.0	U	1.0	U	1.0	U
1,2-Dichloropropane	ppb	1.0	U	1.0	U	1.0	U	1.0	U
2-Butanone	ppb	1.0	U	1.0	U	1.0	U	1.0	U
2-Hexanone	ppb	1.0	U	1.0	U	1.0	U	1.0	U
4-Methyl-2-pentanone	ppb	1.0	U	1.0	U	1.0	U	1.0	U
Acetone	ppb	1.0	U	1.0	U	1.0	U	1.0	U
Acrylonitrile	ppb	1.0	U	1.0	U	1.0	U	1.0	U
Benzene	ppb	1.0	U	1.0	U	1.0	U	1.0	U
Bromochloromethane	ppb	1.0	U	1.0	U	1.0	U	1.0	U
Bromodichloromethane	ppb	1.0	U	1.0	U	1.0	U	1.0	U
Bromoform	ppb	1.0	U	1.0	U	1.0	U	1.0	U
Bromomethane	ppb	1.0	U	1.0	U	1.0	U	1.0	U
Carbon disulfide	ppb	1.0	U	1.0	U	1.0	U	1.0	U
Carbon tetrachloride	ppb	1.0	U	1.0	U	1.0	U	1.0	U
Chlorobenzene	ppb	1.0	U	1.0	U	1.0	U	1.0	U
Chloroethane	ppb	1.0	U	1.0	U	1.0	U	1.0	U
Chloroform	ppb	1.0	U	1.0	U	1.0	U	1.0	U
Chloromethane	ppb	1.0	U	1.0	U	1.0	U	1.0	U
cis-1,2-Dichloroethene	ppb	1.0	U	1.0	U	1.0	U	1.0	U
cis-1,3-Dichloropropene	ppb	1.0	U	1.0	U	1.0	U	1.0	U
Dibromochloromethane	ppb	1.0	U	1.0	U	1.0	U	1.0	U
Ethylbenzene	ppb	1.0	U	1.0	U	1.0	U	1.0	U
m,p-Xylene	ppb	2.0	U	2.0	U	2.0	U	2.0	U
Methyl tert-butyl ether	ppb	1.0	U	1.0	U	1.0	U	1.0	U
Methylene chloride	ppb	1.0	U	1.0	U	1.0	U	1.0	U
o-Xylene	ppb	1.0	U	1.0	U	1.0	U	1.0	U
Styrene	ppb	1.0	U	1.0	U	1.0	U	1.0	U
Tetrachloroethene	ppb	4.6		4.1		0.45	J	21	
Toluene	ppb	1.0	U	1.0	U	1.0	U	1.0	U
trans-1,2-Dichloroethene	ppb	1.0	U	1.0	U	1.0	U	1.0	U
trans-1,3-Dichloropropene	ppb	1.0	U	1.0	U	1.0	U	1.0	U
Trichloroethene	ppb	16		29		5.4		110	
Vinyl chloride	ppb	1.0	U	1.0	U	1.0	U	1.0	U

Surface Elevation (ft amsl) = ~162

ppb - parts per billion

Bold denotes concentration greater than the detection limit

ft bgs - feet below ground surface

ft amsl - feet below mean sea level

**Table 8a. EW-13D Groundwater Sampling Dissolved Gases Laboratory Analytical Results
Claremont Polychemical Superfund Site**

Sample ID:		EW13D/255/-93	
Screen Interval Depth	(ft bgs)	250 to 255	
Screen Interval Elevation	(ft amsl)	-88 to -93	
Laboratory ID:		0601129-01	
Sampling Date:		1/12/2006	
Analyte:	Units:		Q
Methane, Dissolved	ppmv	0.0050	U
Carbon Monoxide, Dissolved	ppmv	0.10	U
Carbon Dioxide, Dissolved	ppmv	2,240	
Oxygen, Dissolved	ppmv	7.87	

Surface Elevation (ft amsl) = ~162

ppbv - parts per billion volumet

Bold denotes concentration greater than the detection limit

ft bgs - feet below ground surface

ft amsl - feet below mean sea level

**Table 9. EW-14D Groundwater Sampling Laboratory Analytical Results
Claremont Polychemical Superfund Site**

Client Sample ID:		EW14D/55/44.7	EW14D/75/24.7	EW14D/95/4.7	EW14D/105/-10.3	EW14D/135/-35.3	EW14D/155/-55.3	EW14D/175/-75.3	EW14D/195/-95.3	EW14D/215/-115.3	EW14D/265/-165.3										
Screen Interval Depth (ft bgs)		50 to 55	70 to 75	90 to 95	100 to 105	130 to 135	150 to 155	170 to 175	190 to 195	200 to 215	260 to 265										
Screen Interval Elev (ft amsl)		49.7 to 44.7	29.7 to 24.7	9.7 to 4.7	-0.5 to -5.3	-30.3 to -35.3	-50.3 to -55.3	-70.3 to -75.3	-90.3 to -95.3	-110.3 to -115.3	-160.3 to -165.3										
Laboratory ID:		0605044-01	0605048-01	0605052-01	0605056-01	0605056-02	0605060-01	0605061-01	0605066-01	0605067-01	0605068-01										
Sampling Date:		05/04/2006	5/4/2006	5/4/2006	05/04/2006	05/05/2006	05/05/2006	05/05/2006	05/05/2006	05/06/2006	05/06/2006										
Analyte:	Units:	Q	Q	Q	Q	Q	Q	Q	Q	Q	Q										
1,1,1,2-Tetrachloroethane	ppb	1.0	U	1.0	U	1.0	U	1.0	U	1.0	U	1.0	U	1.0	U						
1,1,1-Trichloroethane	ppb	1.0	U	1.0	U	1.0	U	4.0	U	3.2	U	76	U	32	U	1.0	U				
1,1,2,2-Tetrachloroethane	ppb	1.0	U	1.0	U	1.0	U	1.0	U	1.0	U	1.0	U	1.0	U	1.0	U				
1,1,2-Trichloroethane	ppb	1.0	U	1.0	U	1.0	U	1.0	U	1.0	U	1.2	U	1.0	U	1.0	U				
1,1-Dichloroethane	ppb	1.0	U	1.0	U	1.0	U	1.0	U	1.0	U	1.0	U	1.1	U	1.0	U				
1,1-Dichloroethene	ppb	1.0	U	1.0	U	1.0	U	2.2	U	1.8	U	14	U	43	U	19	U	1.0	U		
1,2-Dibromoethane	ppb	1.0	U	1.0	U	1.0	U	1.0	U	1.0	U	1.0	U	1.0	U	1.0	U	1.0	U		
1,2-Dichloroethane	ppb	1.0	U	1.0	U	1.0	U	1.0	U	1.0	U	1.6	U	8.0	U	4.6	U	1.0	U		
1,2-Dichloropropane	ppb	1.0	U	1.0	U	1.0	U	1.0	U	1.0	U	1.0	U	1.0	U	1.0	U	1.0	U		
2-Butanone	ppb	1.0	U	1.0	U	1.0	U	1.0	U	1.0	U	1.0	U	1.0	U	1.0	U	1.0	U		
2-Hexanone	ppb	1.0	U	1.0	U	1.0	U	1.0	U	1.0	U	1.0	U	1.0	U	1.0	U	1.0	U		
4-Methyl-2-pentanone	ppb	1.0	U	1.0	U	1.0	U	1.0	U	1.0	U	1.0	U	1.0	U	1.0	U	1.0	U		
Acetone	ppb	1.0	U	1.0	U	1.0	U	1.0	U	1.0	U	1.0	U	1.0	U	1.0	U	1.0	U		
Acrylonitrile	ppb	1.0	U	1.0	U	1.0	U	1.0	U	1.0	U	1.0	U	1.0	U	1.0	U	1.0	U		
Benzene	ppb	1.0	U	1.0	U	1.0	U	1.0	U	1.0	U	1.0	U	1.0	U	1.0	U	1.0	U		
Bromochloromethane	ppb	1.0	U	1.0	U	1.0	U	1.0	U	1.0	U	1.0	U	1.0	U	1.0	U	1.0	U		
Bromodichloromethane	ppb	1.0	U	1.0	U	1.0	U	1.0	U	1.0	U	1.0	U	1.0	U	1.0	U	1.0	U		
Bromoform	ppb	1.0	U	1.0	U	1.0	U	1.0	U	1.0	U	1.0	U	1.0	U	1.0	U	1.0	U		
Bromomethane	ppb	1.0	U	1.0	U	1.0	U	1.0	U	1.0	U	1.0	U	1.0	U	1.0	U	1.0	U		
Carbon disulfide	ppb	1.0	U	1.0	U	1.0	U	1.0	U	1.0	U	1.0	U	1.0	U	1.0	U	1.0	U		
Carbon tetrachloride	ppb	1.0	U	1.0	U	1.0	U	1.0	U	1.0	U	1.0	U	1.0	U	1.0	U	1.0	U		
Chlorobenzene	ppb	1.0	U	1.0	U	1.0	U	1.0	U	1.0	U	1.0	U	1.0	U	1.0	U	1.0	U		
Chloroethane	ppb	1.0	U	1.0	U	1.0	U	1.0	U	1.0	U	1.0	U	1.0	U	1.0	U	1.0	U		
Chloroform	ppb	1.0	U	1.0	U	1.0	U	1.0	U	1.2	U	2.8	U	2.3	U	0.65	U	J			
Chloromethane	ppb	1.0	U	1.0	U	1.0	U	1.0	U	1.0	U	1.0	U	1.0	U	1.0	U	1.0	U		
cis-1,2-Dichloroethene	ppb	1.0	U	1.0	U	1.0	U	1.0	U	1.1	U	4.8	U	4.1	U	1.0	U	1.0	U		
cis-1,3-Dichloropropene	ppb	1.0	U	1.0	U	1.0	U	1.0	U	1.0	U	1.0	U	1.0	U	1.0	U	1.0	U		
Dibromochloromethane	ppb	1.0	U	1.0	U	1.0	U	1.0	U	1.0	U	1.0	U	1.0	U	1.0	U	1.0	U		
Dichlorodifluoromethane	ppb	1.0	U	1.0	U	1.0	U	1.0	U	1.0	U	1.0	U	1.0	U	1.0	U	1.0	U		
Ethylbenzene	ppb	1.0	U	1.0	U	1.0	U	1.0	U	1.0	U	1.0	U	1.0	U	1.0	U	1.0	U		
m,p-Xylene	ppb	2.0	U	2.0	U	2.0	U	2.0	U	2.0	U	2.0	U	2.0	U	2.0	U	2.0	U		
Methyl tert-butyl ether	ppb	1.0	U	1.0	U	1.0	U	1.0	U	1.0	U	1.0	U	1.0	U	1.0	U	1.0	U		
Methylene chloride	ppb	22	B	25	B	13	B	16	B	19	B	8.1	B	7.9	B	1.0	U	12	B		
o-Xylene	ppb	1.0	U	1.0	U	1.0	U	1.0	U	1.0	U	1.0	U	1.0	U	1.0	U	1.0	U		
Styrene	ppb	1.0	U	1.0	U	1.0	U	1.0	U	1.0	U	1.0	U	1.0	U	1.0	U	1.0	U		
Tetrachloroethene	ppb	1.0	U	1.0	U	1.0	U	1.0	U	2.4	U	6.8	U	6.8	U	1.0	U	1.0	U		
Toluene	ppb	1.0	U	1.0	U	1.0	U	1.0	U	1.0	U	1.0	U	1.0	U	1.0	U	1.0	U		
trans-1,2-Dichloroethene	ppb	1.0	U	1.0	U	1.0	U	1.0	U	1.0	U	1.0	U	1.0	U	1.0	U	1.0	U		
trans-1,3-Dichloropropene	ppb	1.0	U	1.0	U	1.0	U	1.0	U	1.0	U	1.0	U	1.0	U	1.0	U	1.0	U		
Trichloroethene	ppb	1.0	U	1.0	U	1.0	U	1.0	U	17	U	24	U	260	U	460	U	220	U	0.33	J
Vinyl chloride	ppb	1.0	U	1.0	U	1.0	U	1.0	U	1.0	U	1.0	U	1.0	U	1.0	U	1.0	U	1.0	U

Surface Elevation (ft amsl) = 99.7

ppb - parts per billion

Bold denotes concentration greater than the detection limit

ft bgs - feet below ground surface

ft amsl - feet below mean sea level

**Table 10. QA/QC Sampling Laboratory Analytical Results
Claremont Polychemical Superfund Site**

Client Sample ID:		Potable Water		DRILL STEM		DRILL STEM 2		Potable Water		DRILL STEM	
Laboratory ID:		0512198-02		0601058-04		0601059-03		0605060-02		0605108-02	
Sampling Date:		12/17/2005		01/07/2006		01/08/2006		05/05/2006		05/10/2006	
Analyte:	Units:		Q		Q		Q		Q		Q
1,1,1,2-Tetrachloroethane	ppb	1.0	U	1.0	U	1.0	U	1.0	U	1.0	U
1,1,1-Trichloroethane	ppb	1.0	U	1.0	U	1.0	U	1.0	U	1.0	U
1,1,2,2-Tetrachloroethane	ppb	1.0	U	1.0	U	1.0	U	1.0	U	1.0	U
1,1,2-Trichloroethane	ppb	1.0	U	1.0	U	1.0	U	1.0	U	1.0	U
1,1-Dichloroethane	ppb	1.0	U	1.0	U	1.0	U	1.0	U	1.0	U
1,1-Dichloroethene	ppb	1.0	U	1.0	U	1.0	U	1.0	U	1.0	U
1,2-Dibromoethane	ppb	1.0	U	1.0	U	1.0	U	1.0	U	1.0	U
1,2-Dichloroethane	ppb	1.0	U	1.0	U	1.0	U	1.0	U	1.0	U
1,2-Dichloropropane	ppb	1.0	U	1.0	U	1.0	U	1.0	U	1.0	U
2-Butanone	ppb	1.0	U	1.0	U	1.0	U	1.0	U	1.0	U
2-Hexanone	ppb	1.0	U	1.0	U	1.0	U	1.0	U	1.0	U
4-Methyl-2-pentanone	ppb	1.0	U	1.0	U	1.0	U	1.0	U	1.0	U
Acetone	ppb	1.0	U	1.0	U	1.0	U	1.0	U	1.0	U
Acrylonitrile	ppb	1.0	U	1.0	U	1.0	U	1.0	U	1.0	U
Benzene	ppb	1.0	U	1.0	U	1.0	U	1.0	U	1.0	U
Bromochloromethane	ppb	1.0	U	1.0	U	1.0	U	1.0	U	1.0	U
Bromodichloromethane	ppb	1.0	U	1.0	U	1.0	U	1.0	U	1.0	U
Bromoform	ppb	1.0	U	1.0	U	1.0	U	1.0	U	1.0	U
Bromomethane	ppb	1.0	U	1.0	U	1.0	U	1.0	U	1.0	U
Carbon disulfide	ppb	1.0	U	1.0	U	1.0	U	1.0	U	1.0	U
Carbon tetrachloride	ppb	1.0	U	1.0	U	1.0	U	1.0	U	1.0	U
Chlorobenzene	ppb	1.0	U	1.0	U	1.0	U	1.0	U	1.0	U
Chloroethane	ppb	1.0	U	1.0	U	1.0	U	1.0	U	1.0	U
Chloroform	ppb	1.0	U	1.0	U	1.0	U	1.0	U	1.0	U
Chloromethane	ppb	1.0	U	1.0	U	1.0	U	1.0	U	1.0	U
cis-1,2-Dichloroethene	ppb	1.0	U	1.0	U	1.0	U	1.0	U	1.0	U
cis-1,3-Dichloropropene	ppb	1.0	U	1.0	U	1.0	U	1.0	U	1.0	U
Dibromochloromethane	ppb	1.0	U	1.0	U	1.0	U	1.0	U	1.0	U
Dichlorodifluoromethane	ppb	NA		NA		NA		1.0	U	1.0	U
Ethylbenzene	ppb	1.0	U	1.0	U	1.0	U	1.0	U	1.0	U
m,p-Xylene	ppb	2.0	U	2.0	U	2.0	U	2.0	U	2.0	U
Methyl tert-butyl ether	ppb	1.0	U	1.0	U	1.0	U	1.0	U	1.0	U
Methylene chloride	ppb	1.0	U	12	B	1.0	U	15	B	8.4	B
o-Xylene	ppb	1.0	U	1.0	U	1.0	U	1.0	U	1.0	U
Styrene	ppb	1.0	U	1.0	U	1.0	U	1.0	U	1.0	U
Tetrachloroethene	ppb	1.0	U	1.0		1.0	U	1.0	U	1.0	U
Toluene	ppb	1.0	U	1.0	U	1.0	U	1.0	U	1.0	U
trans-1,2-Dichloroethene	ppb	1.0	U	1.0	U	1.0	U	1.0	U	1.0	U
trans-1,3-Dichloropropene	ppb	1.0	U	1.0	U	1.0	U	1.0	U	1.0	U
Trichloroethene	ppb	1.0	U	3.6		1.0	U	1.0	U	1.0	U
Vinyl chloride	ppb	1.0	U	1.0	U	1.0	U	1.0	U	1.0	U

NA - Not Analyzed for

**Table 11. Turbidity Issue Groundwater Sampling Laboratory Analytical Results
Claremont Polychemical Superfund Site**

Client Sample ID:		EW-2D		EW-12D		EW-7D	
Laboratory ID:		0602021-01		0602021-02		0602021-03	
Sampling Date:		01/31/2006		01/31/2006		01/31/2006	
Analyte:	Units:		Q		Q		Q
Alkalinity, Bicarbonate (as CaCO3)	mg/L	43.4		50.5		1.00	U
Alkalinity, Carbonate (as CaCO3)	mg/L	43.4		50.5		1.00	U
Alkalinity, free carbon dioxide	mg/L	2.18		1.92		1.00	U
Alkalinity, Hydroxide (as CaCO3)	mg/L	1.00	U	1.00	U	1.00	U
m-Alkalinity	mg/L	1.00	U	1.00	U	1.00	U
p-Alkalinity	mg/L	1.00	U	1.00	U	1.00	U
pH	pH Units	7.60		7.72		4.95	
Calcium	mg/L	25.3		17.2		3.94	
Magnesium	mg/L	12.1		8.71		1.48	
Sodium	mg/L	62.4		98.8		7.96	
Total Dissolved Solids	mg/L	160		340		54.0	
Total Suspended Solids	mg/L	3,220		2,350		30.0	

Client Sample ID:		EW-2D		EW-12D		EW-7C		EW-13D	
Laboratory ID:		9641342003		9641342004		9641342001		9641342002	
Sampling Date:		3/1/2006		3/1/2006		3/1/2006		3/1/2006	
Analyte:	Units:		Q		Q		Q		Q
Ethane	µg/L	3.0	U	3.0	U	3.0	U	NA	
Ethene	µg/L	3.0	U	3.0	U	3.0	U	NA	
Methane	µg/L	1.3		1.0	U	1.0	U	NA	
Chloride	mg/L	12.6		124		135		21.4	
Nitrate-N	mg/L	3.48		3.56		4.70		NA	
Nitrite-N	mg/L	0.24		0.62		0.20	U	NA	
Sulfate	mg/L	1.2		43.9		12.0		NA	
Sulfite	mg/L	2*	U	2*	U	2*	U	NA	
Manganese, Dissolved	mg/L	0.068		0.129		0.410		NA	

*Samples received at the laboratory after the holding time for sulfite had expired.

NA - not analyzed for

Bold denotes concentration greater than the detection limit

**Table 12. Soil Cuttings Sample Laboratory Analytical Results
Claremont Polychemical Superfund Site**

Client Sample ID:		EW4D/195/-35.7	
Laboratory ID:		0605109-01	
Sampling Date:		05/10/2006	
Analyte:	Units:		Q
Percent Moisture	wt%	19.1	
1,1,1,2-Tetrachloroethane	ppb	5.9	U
1,1,1-Trichloroethane	ppb	5.9	U
1,1,2,2-Tetrachloroethane	ppb	5.9	U
1,1,2-Trichloro-1,2,2-trifluoroethane	ppb	5.9	U
1,1,2-Trichloroethane	ppb	5.9	U
1,1-Dichloroethane	ppb	5.9	U
1,1-Dichloroethene	ppb	5.9	U
1,1-Dichloropropene	ppb	5.9	U
1,2,3-Trichlorobenzene	ppb	5.9	U
1,2,3-Trichloropropane	ppb	5.9	U
1,2,4,5-Tetramethylbenzene	ppb	5.9	U
1,2,4-Trichlorobenzene	ppb	5.9	U
1,2,4-Trimethylbenzene	ppb	5.9	U
1,2-Dibromo-3-chloropropane	ppb	5.9	U
1,2-Dibromoethane	ppb	5.9	U
1,2-Dichlorobenzene	ppb	5.9	U
1,2-Dichloroethane	ppb	5.9	U
1,2-Dichloropropane	ppb	5.9	U
1,3,5-Trimethylbenzene	ppb	5.9	U
1,3-Dichlorobenzene	ppb	5.9	U
1,3-dichloropropane	ppb	5.9	U
1,4-Dichlorobenzene	ppb	5.9	U
2,2-Dichloropropane	ppb	5.9	U
2-Butanone	ppb	5.9	U
2-Chloroethyl vinyl ether	ppb	5.9	U
2-Chlorotoluene	ppb	5.9	U
2-Hexanone	ppb	5.9	U
2-Propanol	ppb	5.9	U
4-Chlorotoluene	ppb	5.9	U
4-Isopropyltoluene	ppb	5.9	U
4-Methyl-2-pentanone	ppb	5.9	U
Acetone	ppb	5.9	U
Acrolein	ppb	30	U
Acrylonitrile	ppb	5.9	U
Benzene	ppb	5.9	U
Bromobenzene	ppb	5.9	U
Bromochloromethane	ppb	5.9	U
Bromodichloromethane	ppb	5.9	U
Bromoform	ppb	5.9	U
Bromomethane	ppb	5.9	U
Carbon disulfide	ppb	5.9	U
Carbon tetrachloride	ppb	5.9	U
Chlorobenzene	ppb	5.9	U
Chlorodifluoromethane	ppb	5.9	U
Chloroethane	ppb	5.9	U
Chloroform	ppb	5.9	U
Chloromethane	ppb	5.9	U

**Table 12. Soil Cuttings Sample Laboratory Analytical Results
Claremont Polychemical Superfund Site**

Client Sample ID:		EW4D/195/-35.7	
Laboratory ID:		0605109-01	
Sampling Date:		05/10/2006	
Analyte:	Units:		Q
cis-1,2-Dichloroethene	ppb	5.9	U
cis-1,3-Dichloropropene	ppb	5.9	U
Dibromochloromethane	ppb	5.9	U
Dibromomethane	ppb	5.9	U
Dichlorodifluoromethane	ppb	5.9	U
Diisopropyl ether	ppb	5.9	U
Ethanol	ppb	30	U
Ethyl acetate	ppb	5.9	U
Ethylbenzene	ppb	5.9	U
Freon-114	ppb	5.9	U
Hexachlorobutadiene	ppb	5.9	U
Isopropyl acetate	ppb	5.9	U
Isopropylbenzene	ppb	5.9	U
m,p-Xylene	ppb	12	U
Methyl tert-butyl ether	ppb	5.9	U
Methylene chloride	ppb	37	B
Naphthalene	ppb	5.9	U
n-Butyl acetate	ppb	5.9	U
n-Butylbenzene	ppb	5.9	U
n-Propyl acetate	ppb	5.9	U
n-Propylbenzene	ppb	5.9	U
o-Xylene	ppb	5.9	U
p-Diethylbenzene	ppb	5.9	U
p-Ethyltoluene	ppb	5.9	U
sec-Butylbenzene	ppb	5.9	U
Styrene	ppb	5.9	U
t-Butyl alcohol	ppb	5.9	U
tert-Butylbenzene	ppb	5.9	U
Tetrachloroethene	ppb	2.8	J
Toluene	ppb	5.9	U
trans-1,2-Dichloroethene	ppb	5.9	U
trans-1,3-Dichloropropene	ppb	5.9	U
Trichloroethene	ppb	210	
Trichlorofluoromethane	ppb	5.9	U
Vinyl acetate	ppb	5.9	U
Vinyl chloride		5.9	U


ppb - parts per billion

Bold denotes concentration greater than the detection limit


APPENDIX A

Daily Activity Reports


Daily Activity Report
Claremont Polychemical Well Installation

Date: 5-3-06		Weather/Site Conditions:	
On-site Personnel:		Visitors:	
TODD EBY } ED PTAK } SAIL CATHY HUSS }		MATT OSTERBERG } TOM DEVICK } BLY OLIVER ROBINSON }	
Summary of Days Activities:		MIKE FLAHERTY	
SITE ORIENTATION, PRE-ENTRY M'S BRIEFING, LOADING EQUIPMENT, REVIEWING WELL LOCATIONS, DRILLING SETTING UP AND DECON PAD CONST. SET-UP ON WELL EW-14D. ADVANCE BOREHOLE TO 35' BGL.			
Problems Encountered:			
DURING SITE WALKOVER W/ CATHY HUSS OBSERVED THAT DRUMS OF SOIL CUTTINGS FROM PHASE I WELL INSTALLATION WERE EMPLOYED. EARTH TECH TECHNICIAN ONSITE AT OLD POLYCHEMICAL BUILDING AND ASKED ABOUT DRUMS. HE INDICATED THAT EARTH TECH DISPOSED AND PROVIDED PROJECT MANAGER'S PHONE # AND NAME. JAMES KEARNS (EARTH TECH) 516-352-4203			
Significant Communications/Conversations:			
DICK CRONCE TO CALL JAMES KEARNS (EARTH TECH) TO INQUIRE ABOUT WASTE DISPOSAL.			
Compliance/Deviations from the Work Plan:			
NONE			
Health and Safety Issues:			
NONE			
Signature of Field Manager:			
			


Daily Activity Report
Claremont Polychemical Well Installation

Date: 5-4-06		Weather/Site Conditions: CLM, ~ 75°F	
On-site Personnel:		Visitors:	
TODD EMBY } ED PTAK } SAIC CATHY HUSS }		MATT OSTROBE } TOM DENICK } BLY OLIVER PEOWSON }	
Summary of Days Activities:		MIKE FLAHERTY (NASSAU COUNTY)	
ADVANCED BOREHOLE FROM 35 TO 135' BGL. COLLECTED GW SAMPLES AT 55, 75, 95 AND 105' BGL.			
Problems Encountered:			
CLAY INTERVAL AT 115' BGL AND ADJUSTED SAMPLE INTERVAL TO 105' IN SAND INTERVAL. INTERMITTENT PROBLEMS W/ TURBIDITY PROBE ON HONUBA-022 DUE TO CONDENSATION IN PROBE.			
Significant Communications/Conversations:			
NONE			
Compliance/Deviations from the Work Plan:			
ADJUSTED SAMPLE INTERVAL AT 115' BGL TO 105' INTERVAL DUE TO CLAY AND NOT ON STATED 20' INTERVAL.			
Health and Safety Issues:			
NONE			
Signature of Field Manager:			
			


Daily Activity Report
Claremont Polychemical Well Installation

Date: 5-5-06		Weather/Site Conditions: CLEAR, ~ 80°F	
On-site Personnel: TODD ENBY } CATHY HUSS } SAIC ED PTAK } MATT OSTERBERG } TOM DEVICK } BLY OLIVER PEDERSON }		Visitors: MIKE FLAHERTY (NASSAU COUNTY)	
Summary of Days Activities: ADVANCED EW-14D BOREHOLE FROM 135 TO 215' BGL. COLLECTED CW SAMPLES FROM 135, 155, 175, 195' BGL			
Problems Encountered: TURBIDITY SENSOR IN HORIBA V-22 NOT WORKING. VISUAL EST. MATHS OF TURBIDITY BY CATH INDICATED THAT ALL SAMPLES HAD TURBIDITY < 50 NTU, AND WERE CRYSTAL CLEAR.			
Significant Communications/Conversations: DICK CRINGS INDICATED THAT WE ARE TO ADVANCE BOREHOLE UNTIL WE HAVE 2 INTERVALS WITH SAMPLES ND OR 300' BGL, AFTER HAVE RESULTS THEN SET SCREEN AT INTERVAL WITH HIGHEST TCE CONCENTRATION.			
Compliance/Deviations from the Work Plan: NONE			
Health and Safety Issues: NONE			
Signature of Field Manager: 			


Daily Activity Report
Claremont Polychemical Well Installation

Date: 5/6/06	Weather/Site Conditions: clear ~ 70°F
On-site Personnel: Ed Ptak → SATC Cathy Huss Matt Osterberg Tom Devick → BLY Oliver Pedersen	Visitors: none
Summary of Days Activities: advanced EW-140 borehole from 215' BGL to 300' BGL collected groundwater sample from 215' & 265' BGL	
Problems Encountered: encountered very dense, thick clay @ 220' BGL making drilling more difficult → could not sample @ 235' BGL, encountered more dense clay @ 270' → could not sample @ 285' BGL	
Significant Communications/Conversations: Todd Eaby advised to continue drilling upon 1 st encounter of dense clay layer @ 220' BGL, also advised to continue advancing borehole to 300' BGL as directed previously (Dick Croce)	
Compliance/Deviations from the Work Plan: due to encounter of thick clay projected sampling depths 235' BGL and 285' BGL could not be attained	
Health and Safety Issues: none	
Signature of Field Manager: 	


Daily Activity Report
Claremont Polychemical Well Installation

Date: 3/7/06	Weather/Site Conditions: clear ~60°F
On-site Personnel: Ed Ptek → SAC Cathy Huss Neth Osterberg Oliver Anderson → BLY Tom Devitt	Visitors: none
Summary of Days Activities: well construction EW-140 - set screen @ 185' - 195' TD = 300' BGL	
Problems Encountered: During screen & sand pack construction weight and 100' of water tape got caught on upper centralizer	
Significant Communications/Conversations: Dick Cronce advised strongly to retrieve weight and portion of water tape; remove well if needed	
Compliance/Deviations from the Work Plan: due to top centralizer (top of screen) becoming an obstruction during screen & sand pack construction; well was constructed with bottom of screen centralizer only	
Health and Safety Issues: none	
Signature of Field Manager: 	


Daily Activity Report
Claremont Polychemical Well Installation

Date: 5/8/06	Weather/Site Conditions: clear ~ 70°F
On-site Personnel: Edwin Dijk → SAK Cathy Huss	Visitors: Mike Flaherty (Nassau County)
Matt Osterberg Jan Dijk → BLY Olivier Pedersen	
Summary of Days Activities: decon rig/flatwater - advanced EW-40 borehole from 0' to 175' BGL set up @ EW-40 will begin gw sampling 5/9/06	
Problems Encountered: advancing borehole from ~20' BGL - 90' BGL difficult due to dry/loose materials	
Significant Communications/Conversations: spoke w/ cathy Huss - Dick Grance about sampling interval @ 170'-175' BGL	
Compliance/Deviations from the Work Plan: none	
Health and Safety Issues: none	
Signature of Field Manager: 	


Daily Activity Report
Claremont Polychemical Well Installation

Date: 5/9/06		Weather/Site Conditions: ~50°F rain	
On-site Personnel:		Visitors:	
Edwin Park → SAK Cathy Huss Dick Crance		Matt Osterburg Olinor Pederson → BLY Tom Devik Mike Flattig Nassau County Maria Jan EPA	
Summary of Days Activities:			
advanced EW-40 borehole from 175' to 235' BGL collected groundwater samples @ 175', 195', 215' and 235' BGL			
Problems Encountered:			
@ 0930 hydraulic line/fitting needed replaced on rig - delayed drilling for ~ 2 hrs.			
Significant Communications/Conversations:			
Dick Crance & members of EPA arrived onsite to view drilling activities			
Compliance/Deviations from the Work Plan:			
none			
Health and Safety Issues:			
none			
Signature of Field Manager:			
			


Daily Activity Report
Claremont Polychemical Well Installation

Date: 5/10/06		Weather/Site Conditions: ~60 °F overcast	
On-site Personnel: Edwin Ptak → SAIC Cathy Huss Dick Counce		Visitors: Rob Almy	
		Matt Osterberg Oliver Pedersen → BLY Tom Devick	
Summary of Days Activities: advanced EW-4D from 235' BGL to target depth - 325' BGL collected groundwater samples @ 255, 275, and 295' BGL developed EW-14D @ 3.3 gpm for 4 hrs.			
Problems Encountered: could not sample @ 315' and 325' sampling intervals due to materials encountered (silt, clay) continued purging EW-14D turbidity did not lower			
Significant Communications/Conversations: spoke with Dick Counce concerning screen interval will set screen @ 285'-295' BGL			
Compliance/Deviations from the Work Plan: did not sample 315' & 325' intervals			
Health and Safety Issues: none			
Signature of Field Manager:			


Daily Activity Report
Claremont Polychemical Well Installation

Date: 5/11/06	Weather/Site Conditions: ~60° F overcast/rain
On-site Personnel: Edwin Ptak → SAIC Cathy Huss Matt Ostberg Oliver Pederson → BLY Tom Devik	Visitors: Mike Flatty - Nassau County
Summary of Days Activities: constructed EW-40 get screen @ 285'-295' BGL will finish well construction (grout) next week - 5/16/06	
Problems Encountered: none	
Significant Communications/Conversations: none	
Compliance/Deviations from the Work Plan: none	
Health and Safety Issues:	
Signature of Field Manager: 	

Daily Activity Report
Claremont Polychemical Well Installation


Date: 5/16/06	Weather/Site Conditions: rain - 50°F	
On-site Personnel: Edwin Plak Cathy Huss → SATC	Math Osterberg Tom Devick → BLY Oliver Jackson	Visitors: Mike Flaherty - Nassau Co. Jim Kardos
Summary of Days Activities: finished well construction (ground) EW-40 - decon equip. advanced EW-110 → 95' BGL		
Problems Encountered: none		
Significant Communications/Conversations: none		
Compliance/Deviations from the Work Plan: none		
Health and Safety Issues: none		
Signature of Field Manager: 		

Daily Activity Report
Claremont Polychemical Well Installation

Date: 5/17/06	Weather/Site Conditions: ~ 70°F clear	
On-site Personnel: Edwin Ptak Cathy Huss → SAIC	Matt Osterberg Tom Devick → BLY Oliver Johnson	Visitors: Mike Flaherty - Nassau Co. Jim Kardos
Summary of Days Activities: advanced EW-11D borehole to 235' BGL, groundwater sampled at 135', 175', 190', and 205' intervals		
Problems Encountered: needed to change 195' and 215' sampling interval due to materials encountered sampled @ 190' and 205'		
Significant Communications/Conversations: none		
Compliance/Deviations from the Work Plan: changed sampling intervals 195 to 190 and 215' to 205'		
Health and Safety Issues: none		
Signature of Field Manager: 		

Daily Activity Report

Claremont Polychemical Well Installation

Date: 5/18/06	Weather/Site Conditions:
On-site Personnel: Edwin Ptak → SAIC Cathy Huss Matt Osterberg Tom Devick → BLY Oliver Pederson	Visitors: Mike Flaherty - Nassau Co. Rob Alvey
Summary of Days Activities: advanced casing of 4" core barrel EW-11A from 235' to 295' BGL - groundwater sampled at 235', 255', 275' BGL	
Problems Encountered: had difficulty advancing 6" casing → 295' BGL used 4" core barrel to clean out borehole had difficulty with Grundfos pump while developing EW-4D	
Significant Communications/Conversations: Rob Alvey onsite - discussed w/ him our progress with sampling (255' & 275' NDS) - he advised to sample at 295' BGL	
Compliance/Deviations from the Work Plan: drilled slightly beyond target depth for EW-11A as spec. in scope	
Health and Safety Issues: none	
Signature of Field Manager: 	

Daily Activity Report
Claremont Polychemical Well Installation

Date: 5/19/06	Weather/Site Conditions: 70°F ~ clear & rain	
On-site Personnel: Edwin Platt Cathy Huss - SAIC	matt Osterling Olivier Pedersen Tom Devick BLY	Visitors:
Summary of Days Activities: groundwater sampled @ 295' began well construction TD → 295 BGL		
Problems Encountered: continued to have difficulty with Grundfos pump while developing EW-4D		
Significant Communications/Conversations: spoke with Rob Alvey → he directed us to stop at 295' BGL and construct EW-11D.		
Compliance/Deviations from the Work Plan: moved screen interval depth based on location of more permeable material 270' - 280' BGL		
Health and Safety Issues: none		
Signature of Field Manager: CWV/TH		

Daily Activity Report
Claremont Polychemical Well Installation

Date: 5-26-06	Weather/Site Conditions: Partly Sunny, highs = mid 60's	
On-site Personnel: Cathy Huss, SAIC Matt Osterberg Tom Devick Oliver Pedersen	} Brent	Visitors: none
Summary of Days Activities: Completed grouting of EW-11D Moved rig and equipment off well location		
Problems Encountered: Drillers didn't clean grout out of equipment on 5-19-06. Spent 8.5 hrs cleaning hardened grout out of mixing tub, mixer, and lines.		
Significant Communications/Conversations: none		
Compliance/Deviations from the Work Plan: none		
Health and Safety Issues: none		
Signature of Field Manager: Cathy Huss		

Daily Activity Report
Claremont Polychemical Well Installation

Date: 5-21-06	Weather/Site Conditions: mid-60s sun, rain, sun, rain
On-site Personnel: Cathy Huss, SAIC Matt Osterberg Tom Davick Oliver Recksen	Visitors: Boart
Summary of Days Activities: Completed EW-11D surface completion Decanned and loaded equipment	
Problems Encountered: none	
Significant Communications/Conversations: none	
Compliance/Deviations from the Work Plan: none	
Health and Safety Issues: none	
Signature of Field Manager: Cathy Huss	

Daily Activity Report
Claremont Polychemical Well Installation

Date: 5-22-06		Weather/Site Conditions: 65° sunny + windy	
On-site Personnel: Cathy Huss, SAIC Greg Halliday, Boart Longyear		Visitors: Rob Alvey, EPA	
Summary of Days Activities: Drilling crew demobed from site Developed EW-4D and EW-11D Set pumps in EW-4D and EW-11D			
Problems Encountered: None			
Significant Communications/Conversations: None			
Compliance/Deviations from the Work Plan: EW-4D + EW-11D developed via airlifting. Pumping with Grundfos was not developing wells adequately			
Health and Safety Issues: None			
Signature of Field Manager: Cathy Huss			

APPENDIX B

Photos



Drilling At EW-2D



EW-2D well completion



Drilling at EW-2D

Setting up for groundwater sampling At EW-10C (side by side set-up)



Exclusion zone and drilling at EW-12D

Degassing of purge water during ground water sampling At EW-13D (Horiba U-22 and Flow through cell)



APPENDIX C

Field Change Requests

Field Change Control Log

Program Phase I and II Monitoring Well Installation

Project Name Claremont Polychemical Superfund Site
02-D-0005.Task Order 0002

Contract No. DACW41-

FCR NO.	DATE INITIATED	STATUS	SOP. NO. / WORKPLAN SECTION AFFECTED	REQUESTOR	DATE FCR APPROVED
1	12/8/05	Not Approved	Work Plan for The Installation of Additional Monitoring Wells - Phases 1 & 2 November 2005, Section 3.10.2 Water (Waste Management) p.15	Todd Eaby	Not Approved - Denied
2	5/8/2006	Approved	Work Plan for The Installation of Additional Monitoring Wells - Phases 1 & 2 November 2005, Section 3.6 (Well Construction), p. 13	Edwin Ptak	5/10/2006
3	5/8/2006	Approved	Work Plan for The Installation of Additional Monitoring Wells - Phases 1 & 2 November 2005, Section 3.4.1 (Sampling depths) p. 10	Cathy Huss	5/10/2006
4	5/16/2006	Approved	Work Plan for The Installation of Additional Monitoring Wells - Phases 1 & 2 November 2005, Section 3.1 (Well locations), p. 8)	Cathy Huss	5/24/2006

Field Change Control Log

Field Change Request (FCR)

FCR NO. 1

DATE INITIATED 12/8/05

PROJECT CLAREMONT POLYCHEMICAL SUPERFUND SITE - PHASES I & II MONITORING WELL INSTALLATION

CONTRACT NO. 01-1633-04-5386-450

REQUESTOR IDENTIFICATION

SITE OFFICE 516-777-7242

NAME TODD EASY ORGANIZATION SAIC PHONE 717-901-8823

TITLE FIELD MANAGER / RIG GEOLOGIST SIGNATURE Todd Easy

BASELINE IDENTIFICATION

BASELINE(S) AFFECTED Cost Scope Milestone Method of Accomplishment

AFFECTED DOCUMENT (TITLE, NUMBER AND SECTION) WORK PLAN FOR THE INSTALLATION OF ADDITIONAL MONITORING WELLS - PHASES 1 & 2 AT THE CLAREMONT POLY CHEMICAL SUPERFUND SITE, NOVEMBER 2005 SECTION 3.10.2 WATER (WASTE MANAGEMENT) p. 15

DESCRIPTION OF CHANGE:

REQUESTING APPROVAL TO SURFACE DISCHARGE WELL DEVELOPMENT PURGE WATER IF SAMPLES COLLECTED DURING BOREHOLE ADVANCEMENT/DISCRETE INTERVAL SAMPLING HAD CONCENTRATIONS OF VOCs LESS THAN THE CONCENTRATIONS REQUIRED BY THE GWTP NPDES DISCHARGE PERMIT. (i.e. TCE PERMIT REQUIREMENT < 5ppb).

JUSTIFICATION:

IF VOC CONCENTRATIONS ARE DETERMINED DURING DISCRETE INTERVAL SAMPLING TO BE LESS THAN THAT REQUIRED BY THE GWTP NPDES PERMIT, CONTAINMENT OF THE DEVELOPMENT PURGE WATER DOES NOT SEEM NECESSARY.

IMPACT OF NOT IMPLEMENTING REQUEST:

WILL REQUIRE ADDITIONAL TIME TO CONTAIN DEVELOPMENT WATER AND TRANSFER TO GWTP. RESULTS IN PROCESSING OF WATER FROM DEVELOPMENT THAT ~~IS~~ ALREADY HAS VOC CONCENTRATIONS LESS THAN THE NPDES PERMIT REQUIRES. REDUCES THE EFFICIENCY AND REQUIRES ADDITIONAL TIME AND RESOURCES.

PARTICIPANTS AFFECTED BY IMPLEMENTING REQUEST:

DRILL CREW, SAIC FIELD CREW, GWTP OPERATORS.

COST ESTIMATE (\$) 0 ESTIMATOR SIGNATURE Todd Easy

PHONE 717-901-8823 DATE 12-8-03

PREVIOUS FCR AFFECTED YES NO; IF YES, FCR NO. _____

CLIENT PROJECT MANAGER _____ DATE _____

CLIENT QA SPECIALIST _____ DATE _____

SAIC H&S MANAGER SIGNATURE (IF APPLICABLE) _____ DATE _____

Field Change Request (FCR)

FCR NO. 2

DATE INITIATED 5/8/06

PROJECT Claremont Polychemical Superfund Site

CONTRACT NO. 01-1633-

REQUESTOR IDENTIFICATION

site office: 516-777-7042

NAME Edwin V. Ptak ORGANIZATION SAIC PHONE 717-421-0150

TITLE Rig Geologist SIGNATURE [Signature]

BASELINE IDENTIFICATION

BASELINE(S) AFFECTED Cost Scope Milestone Method of Accomplishment

AFFECTED DOCUMENT (TITLE, NUMBER AND SECTION) Work plan for the Installation of Additional

DESCRIPTION OF CHANGE:

requesting approval to install only one stainless steel centralizer at the bottom of the screen.

Monitoring Wells - Phases 1 & 2 at the Claremont Polychemical Superfund Site, May 2006 section 3.6 (well construction) pg. 13

JUSTIFICATION: Drilling crew has experienced frequent difficulty during well construction phase of monitoring well installation. Instrumentation used to gauge depths during the construction of sand pack for screen interval frequently gets caught on stainless steel centralizer at top of screen. Drillers feel confident in keeping PVC centered in the borehole for 2 reasons: ①. a more rigid and less bendable PVC (sch. 50) is being used ②. Drillers suspend PVC from rig during well construction keeping PVC straight.

IMPACT OF NOT IMPLEMENTING REQUEST:

will require additional time to retrieve steel weight from well if water tape line gets caught and breaks off. PVC will have to be pulled out of well and sand/materials lost.

Loss of time and materials. Cost estimate based on risk of best and worst case scenarios. 2-3 hours extra to retrieve tape & weight; abandoning well and starting over.

PARTICIPANTS AFFECTED BY IMPLEMENTING REQUEST:

drill crew, SAIC field crew

COST ESTIMATE (\$) 1000-25000 ESTIMATOR SIGNATURE [Signature]

PHONE 717-421-0150 DATE 5/8/06

PREVIOUS FCR AFFECTED YES NO; IF YES, FCR NO. _____

CLIENT PROJECT MANAGER _____ DATE _____

CLIENT QA SPECIALIST _____ DATE _____

SAIC H&S MANAGER SIGNATURE (IF APPLICABLE) _____ DATE _____

Field Change Request (FCR)

FCR NO. 2 DATE INITIATED 5/10/06
 PROJECT closure of Polychlorinated Biphenyl Site
 CONTRACT NO. 01-1033

REQUESTOR IDENTIFICATION site office: 516-777-7242
 NAME Edwin V. Pitek ORGANIZATION SAIC PHONE 717-421-0150
 TITLE Rig Geologist SIGNATURE [Signature]

BASELINE IDENTIFICATION
 BASELINE(S) AFFECTED Cost Scope Milestone Method of Accomplishment
 AFFECTED DOCUMENT (TITLE, NUMBER AND SECTION) Work plan for the Installation of Additional
 DESCRIPTION OF CHANGE: Monitoring Wells - Phases 1 & 2 at the Closure of Polychlorinated Biphenyl Superfund Site, May 2006 Section 3.6 (well construction) pg. 13
 Requesting approval to install only one stainless steel centralizer at the bottom of the screen.

JUSTIFICATION: Drilling crew has experienced frequent difficulty during well construction phase of monitoring well installation. Instrumentation used to gauge depths during the construction of sand pack for screen interval frequently gets caught on stainless steel centralizer at top of screen. Drillers are confident in keeping PVC centered in the borehole for 2 reasons: 1. a more rigid and less flexible PVC (sch. 90) is being used 2. Drillers suspend PVC from rig during well construction keeping PVC straight.

IMPACT OF NOT IMPLEMENTING REQUEST:
will require additional time to retrieve steel weights from well if water tape line gets caught and breaks off, PVC will have to be pulled out of well and sand/materials lost. Loss of time and materials. Cost estimate based on risk of best and worst case scenarios. 2-3 hours extra to retrieve tape & weight; abandoning well and starting over.

PARTICIPANTS AFFECTED BY IMPLEMENTING REQUEST:
drill crew, SAIC field crew

COST ESTIMATE (\$) 1000-25000 ESTIMATOR SIGNATURE [Signature]
 PHONE 717-421-0150 DATE 5/10/06

PREVIOUS FCR AFFECTED YES NO; IF YES, FCR NO. _____
 CLIENT PROJECT MANAGER Todd A. Daniels DATE 5/10/06
 CLIENT QA SPECIALIST _____ DATE _____
 SAIC H&S MANAGER SIGNATURE (IF APPLICABLE) _____ DATE _____

OPTIONAL FORM 99 (7-80) FTP-1220, Revision 0, 7/07/99
FAX TRANSMITTAL # of pages 2
 To Cathy Huss From Todd Daniels
 Dept./Agency _____ Phone # _____
 Fax # _____ Fax # _____

Field Change Request (FCR)

FCR NO. <u>3</u>	DATE INITIATED <u>5-8-06</u>
PROJECT <u>Claremont Polychemical Superfund Site Phase 2 Monitoring Well Installation</u>	
CONTRACT NO. <u>01-1633-04-5386-SS0</u>	
REQUESTOR IDENTIFICATION	
NAME <u>Cathy Huss</u>	ORGANIZATION <u>SAIC</u> PHONE <u>717-557-9648</u>
TITLE <u>Sampling Manager</u>	SIGNATURE <u>Cathy Huss</u>
BASELINE IDENTIFICATION	
BASELINE(S) AFFECTED <input checked="" type="checkbox"/> Cost <input checked="" type="checkbox"/> Scope <input type="checkbox"/> Milestone <input type="checkbox"/> Method of Accomplishment	
AFFECTED DOCUMENT (TITLE, NUMBER AND SECTION) <u>Work Plan for Installation of Additional Monitoring Wells - Phase 1 & 2, Section 3.4.1</u>	
DESCRIPTION OF CHANGE: <u>As per the work plan, groundwater sampling at EW-4D will begin at a depth of 155 ft bgs. It is requested that sampling begin at the next interval below 155 ft.</u>	
JUSTIFICATION: <u>Existing monitoring well EW-4C is adjacent to EW-4D, and is screened from 145-155 ft bgs. EW-4C has been sampled quarterly for over 4 years. Sampling at the 155' interval will not provide new information.</u>	
IMPACT OF NOT IMPLEMENTING REQUEST: <u>Additional sampling time (~1-2 hours) and associated costs (~\$800-1300) will be incurred.</u>	
PARTICIPANTS AFFECTED BY IMPLEMENTING REQUEST: <u>SAIC field crew, drilling crew</u>	
COST ESTIMATE (\$) <u>800-1300</u>	ESTIMATOR SIGNATURE <u>Cathy Huss</u>
<u>savings could be used later in project</u>	PHONE <u>717-557-9648</u> DATE <u>5/8/06</u>
PREVIOUS FCR AFFECTED <input type="checkbox"/> YES <input checked="" type="checkbox"/> NO; IF YES, FCR NO. _____	
CLIENT PROJECT MANAGER _____	DATE _____
CLIENT QA SPECIALIST _____	DATE _____
SAICH&S MANAGER SIGNATURE (IF APPLICABLE) <u>n/a</u>	DATE _____

Field Change Request (FCR)

FCR NO. 3 DATE INITIATED 5-8-06
PROJECT Clement Polychlorinated Biphenyl Site Phase 2 Monitoring Well Installation
CONTRACT NO. 01-1633-04-5386-550

REQUESTOR IDENTIFICATION

NAME Cathy Huss ORGANIZATION SAIC PHONE 717-557-9648
TITLE Sampling Manager SIGNATURE Cathy Huss

BASELINE IDENTIFICATION

BASELINE(S) AFFECTED Cost Scope Milestone Method of Accomplishment
AFFECTED DOCUMENT (TITLE, NUMBER AND SECTION) Work Plan for Installation of Additional Monitoring Wells - Phase 1+2, Section 3.4.1
DESCRIPTION OF CHANGE:

As per the work plan, groundwater sampling at EW-4D will begin at a depth of 155 ft bgs. It is requested that sampling begin at the next interval below 155 ft.

JUSTIFICATION:

Existing monitoring well EW-4C is adjacent to EW-4D, and is screened from 145-155 ft bgs. EW-4C has been sampled quarterly for over 4 years. Sampling at the 155' interval will not provide new information.

IMPACT OF NOT IMPLEMENTING REQUEST:

Additional sampling time (~1-2 hours) and associated costs (~700-1300) will be incurred.

PARTICIPANTS AFFECTED BY IMPLEMENTING REQUEST:

SAIC field crew, drilling crew

COST ESTIMATE (\$) 800-1300 ESTIMATOR SIGNATURE Cathy Huss
savings could be used later in project PHONE 717-557-9648 DATE 5/8/06

PREVIOUS FCR AFFECTED YES NO: IF YES, FOR NO. _____

CLIENT PROJECT MANAGER Todd A. Daniels DATE 5/10/06

CLIENT QA SPECIALIST _____ DATE _____

SAIC H&S MANAGER SIGNATURE (IF APPLICABLE) n/a DATE _____

Field Change Request (FCR)

FCR NO. <u>4</u>	DATE INITIATED <u>5-16-06</u>
PROJECT <u>Claremont Additional Well Installations Phase 2</u>	
CONTRACT NO. <u>01-1633-04-5386-550</u>	
REQUESTOR IDENTIFICATION	
NAME <u>Cathy Huss</u>	ORGANIZATION <u>SAC</u> PHONE <u>717-557-9648</u>
TITLE <u>Field Manager</u>	SIGNATURE <u>Cathy Huss</u>
BASELINE IDENTIFICATION	
BASELINE(S) AFFECTED <input type="radio"/> Cost <input checked="" type="radio"/> Scope <input type="radio"/> Milestone <input type="radio"/> Method of Accomplishment	
AFFECTED DOCUMENT (TITLE, NUMBER AND SECTION) <u>Work Plan, Section 3.1</u>	
DESCRIPTION OF CHANGE: <u>Propose moving EW-11D location ~450' east of EW-12D</u>	
JUSTIFICATION: <u>Based on findings, during Phase 1, moving EW-11D will provide more useful information as to the characterization of the plume.</u>	
IMPACT OF NOT IMPLEMENTING REQUEST: <u>Less information collected</u>	
PARTICIPANTS AFFECTED BY IMPLEMENTING REQUEST: <u>SAC field crew, drilling Subcontractor</u>	
COST ESTIMATE (\$) <u>0</u>	ESTIMATOR SIGNATURE <u>Cathy Huss</u>
PHONE <u>717-557-9648</u> DATE <u>5-17-06</u>	
PREVIOUS FCR AFFECTED <input type="radio"/> YES <input checked="" type="radio"/> NO; IF YES, FCR NO. _____	
CLIENT PROJECT MANAGER _____	DATE _____
CLIENT QA SPECIALIST _____	DATE _____
SAIC H&S MANAGER SIGNATURE (IF APPLICABLE) _____	DATE _____

Field Change Request (FCR)

FCR NO. 4 DATE INITIATED 5-16-06
 PROJECT Claremont Additional Well Installations Phase 2
 CONTRACT NO. 01-1633-04-5386-550

REQUESTOR IDENTIFICATION
 NAME Cathy Huss ORGANIZATION SAIC PHONE 717-557-9648
 TITLE Field Manager SIGNATURE Cathy Huss

BASELINE IDENTIFICATION
 BASELINE(S) AFFECTED Cost Scope Milestone Method of Accomplishment
 AFFECTED DOCUMENT (TITLE, NUMBER AND SECTION) Work Plan, Section 3.1
 DESCRIPTION OF CHANGE:
Propose moving EW-11D location ~450' east of EW-12D

JUSTIFICATION: Based on findings, during Phase 1, moving EW-11D will provide more useful information as to the characterization of the plume.

IMPACT OF NOT IMPLEMENTING REQUEST:
Less information collected

PARTICIPANTS AFFECTED BY IMPLEMENTING REQUEST:
SAIC field crew, drilling subcontractor

COST ESTIMATE (\$) 0 ESTIMATOR SIGNATURE Cathy Huss
 PHONE 717-557-9648 DATE 5-17-06

PREVIOUS FCR AFFECTED YES NO; IF YES, FCR NO. _____
 CLIENT PROJECT MANAGER Todd A. Daniels DATE 5/24/06
 CLIENT QA SPECIALIST _____ DATE _____
 SAIC H&S MANAGER SIGNATURE (IF APPLICABLE) _____ DATE _____

APPENDIX D

Well Boring Logs

HTW DRILLING LOG

HOLE NO.
EW-40

1 COMPANY NAME
SAIC

2 DRILLING SUBCONTRACTOR
D.L. Makin / Boart Longyear

SHEET 1
OF 3 SHEETS

3 PROJECT
Claremont Polychemical Superfund Site

4 LOCATION
Old Bethpage, NY

5 NAME OF DRILLER
Matt Osterberg

6 MANUFACTURER'S DESIGNATION OF DRILL
GUSPEK Rotary Sonic / Boart Longyear Rig #

7 SIZES AND TYPES OF DRILLING AND SAMPLING EQUIPMENT
rotary sonic
4" core barrel
6" outside casing
discrete interval GW assembly

8 HOLE LOCATION
East of plant, SUNY property, west of inject. field

9 SURFACE ELEVATION
~159.7' AMSL

10 DATE STARTED
5/8/06

11 DATE COMPLETED
5/11/06

12 OVERBURDEN THICKNESS
~325' BGL

15 DEPTH GROUNDWATER ENCOUNTERED
~92' BGL

13 DEPTH DRILLED INTO ROCK
NA

18 DEPTH TO WATER AND ELAPSED TIME AFTER DRILLING COMPLETED
93.2' BGL 5/16/06 @ 1020

14 TOTAL DEPTH OF HOLE
325' BGL / -165.3 AMSL

17 OTHER WATER LEVEL MEASUREMENTS (SPECIFY)

18 GEOTECHNICAL SAMPLES
DISTURBED none
UNDISTURBED none

19 TOTAL NUMBER OF CORE BOXES

20 SAMPLES FOR CHEMICAL ANALYSIS
GW samples
VOC X
METALS
OTHER (SPECIFY)

OTHER (SPECIFY) OTHER (SPECIFY) OTHER (SPECIFY)

21 TOTAL CORE RECOVERY
NA %

22 DISPOSITION OF HOLE
BACKFILLED
MONITORING WELL EW-40
OTHER (SPECIFY)

23 SIGNATURE OF INSPECTOR

ELEV. a	DEPTH b	DESCRIPTION OF MATERIALS c	FIELD SCREENING RESULTS d	GEOTECH SAMPLE OR CORE BOX NO. e	ANALYTICAL SAMPLE NO. f	BLOW COUNTS g	REMARKS h
	0	Gravelly silt (ML); strong brown (7.5YR5/6) <2% sub rounded SiO ₂ soft	PID screening				Descriptions using Munsell soil color chart & unified soil classification
	1	(0'-1') Silty gravel (ML); reddish brown (5YR 5/4) fine to med grained SiO ₂ sand 5% sand <2% sub rounded rounded gravels loose				4/5	water used for drilling from plant - city H ₂ O drilled 4x6" dry (0'-92') BGL soil core (0'-325') BGL
	2						
	3						
	4					4/5	
	5	accumulated lost core (1'-5')					

HTW DRILLING LOG (CONT.)

HOLE NO.
EW-4D

PROJECT

CPS

INSPECTOR
EVP

SHEET 2
OF 37 SHEETS

ELEV. a	DEPTH. b	DESCRIPTION OF MATERIALS c	FIELD SCREENING RESULTS d	GEOTECH SAMPLE OR CORE BOX NO. e	ANALYTICAL SAMPLE NO. f	BLOW COUNTS g	REMARKS h
	5	silty gravel (ML): yellowish red (5YR 9/3) med-coarse grained sand sub-rounded-angular - <5% sand gravels ↑ particle size with depth for 5'-10" interval	0.0			4/5	
	6						
	7						
	8						
	9	5'-1				4/5	
	10	accumulated - - lost cone (5'-10')	0.0				
	11						
	12					5/5	
	13						
	14						

FORM

MRK JUN 89 55-2

PROJECT

CPS

HOLE NO.

EW-4D

HTW DRILLING LOG (CONT.)

HOLE NO.
 2U-4D
 SHEET 3
 OF 37 SHEETS

PROJECT

CPS

INSPECTOR

EVP

ELEV. a	DEPTH. b	DESCRIPTION OF MATERIALS c	FIELD SCREENING RESULTS PIV d	GEOTECH SAMPLE OR CORE BOX NO. e	ANALYTICAL SAMPLE NO. i	BLOW COUNTS g	REMARKS h
		silty gravel (ml): same as above				5/5	
			0.0				much acc. lost due to vibration of the rig ↓
		silty gravel (ml): reddish brown (5 YR 5/4) med. to coarse grained 5% sub rounded to subangular gravel pebbles - cobbles, loose				5/10	
						5/10	

14
15
16
17
18
19
20
21
22
23

HTW DRILLING LOG (CONT.)

HOLE NO.
EW-4D

PROJECT
CPS

INSPECTOR
EVA

SHEET 4
OF 27 SHEETS

ELEV. a	DEPTH. b	DESCRIPTION OF MATERIALS c	FIELD SCREENING RESULTS d	GEOTECH SAMPLE OR CORE BOX NO. e	ANALYTICAL SAMPLE NO. f	BLOW COUNTS g	REMARKS h
		silty gravel (RL); same as above				3/10	
		silty gravel (RL); light brown (7.5YR 6/4) med - coarse grained 22% gravel sub-rounded to sub angular					
		sand (SW); reddish yellow (7.5YR 7/6) fine grained sub rounded				4/10	
		1" thin clay layer light gray (7.5YR 7/1) med. plastic, soft w/ some silt 22% silt					
		(25'-29')					
		high accumulated lost core due to vibration of the rig				4/10	
							high accumulated lost core due to rig vibration & loose materials

HTW DRILLING LOG (CONT.)

HOLE NO.
EW-40
SHEET 5
OF 37 SHEETS

PROJECT

CPS

INSPECTOR

EVF

ELEV. a	DEPTH. b	DESCRIPTION OF MATERIALS c	FIELD SCREENING RESULTS d	GEOTECH SAMPLE OR CORE BOX NO. e	ANALYTICAL SAMPLE NO. f	BLOW COUNTS g	REMARKS h
		<p>accumulated lost core</p> <p style="text-align: center;">↓</p>				4/10	
		<p>(28'-35')</p> <p>silty gravel (ML); light brown (7.5 YR 6/3) coarse grained sand 5% rounded - sub rounded</p>				4/5	<p>high accumulated lost core due to rig vibration & loose materials</p>
		<p>accumulated lost core</p>				4/5	
		<p>silty sand (SH); dark gray (5YR 4/1) fine grained sand 5%, <2% silt w/ some mica & clay <2% clay</p>					

FORM

MRK JUN 89 55-2

PROJECT

CPS

HOLE NO.

EW-40

41

HTW DRILLING LOG (CONT.)

HOLE NO.

PROJECT

CPS

INSPECTOR

EVP

SHEET 6
OF 37 SHEETS

ELEV. a	DEPTH. b	DESCRIPTION OF MATERIALS c	FIELD SCREENING RESULTS d	GEOTECH SAMPLE OR CORE BOX NO. e	ANALYTICAL SAMPLE NO. f	BLOW COUNTS g	REMARKS h
		silty sand (SM): same as above (40' - 41.4') sand (SP): reddish yellow (5YR 7/6) fine grained - sub rounded w/mica				4/5	- difficulty - drilling
		1/4" bands - thin clay (cl) light gray (5YR 7/1) <input type="checkbox"/> soft, med plastic				4/5	
		(40' - 45.5')				7/10	
		silty sand (SM): pinkish gray (5YR 7/3) fine grained sub-rounded < 5% silt w/mica loose. thin clay (cl): <input type="checkbox"/> reddish brown (5YR 5/4) med. plastic 1/2" thick thin silty sand (SP) gray (5YR 4/1) <input type="checkbox"/>				7/10	
		(45.5' - 48')				7/10	
		sand (SP): reddish yellow (5YR 6/6) and pinkish white (7.5YR 8/2) fine grained rounded - sub rounded w/mica				7/10	

41
42
43
44
45
46
47
48
49
50

HTW DRILLING LOG (CONT.)

HOLE NO.
EW-4D

PROJECT
CPS

INSPECTOR
EVP

SHEET 7
OF 37 SHEETS

ELEV. a	DEPTH. b	DESCRIPTION OF MATERIALS c	FIELD SCREENING RESULTS RESULTS d	GEOTECH SAMPLE OR CORE BOX NO. e	ANALYTICAL SAMPLE NO. f	BLOW COUNTS g	REMARKS h
			0.0			7/10	
		accumulated 3' lost core				7/10	
		silty sand (SM); pinkish gray (5YR 7/4) fine grained 25% silt 5% sand loose, rounded (55'-56.5')	0.0			7/10	
		sand (SM); yellow (10YR 8/6) fine grained rounded-subrounded <2% silt w/some mica (56.5'-57.5')					
		silty sand (SM); gray (5YR 6/1) fine grained <2% silt loose w/some mica					
		Sand (SP); light brown (7.5YR 6/3) fine grained, rounded loose				7/10	

50
51
52
53
54
55
56
57
58
7

HTW DRILLING LOG (CONT.)

HOLE NO.
EW-14P

PROJECT
CPS

INSPECTOR
EVP

SHEET 8
OF 37 SHEETS

ELEV. a	DEPTH. b	DESCRIPTION OF MATERIALS c	FIELD SCREENING RESULTS d	GEOTECH SAMPLE OR CORE BOX NO. e	ANALYTICAL SAMPLE NO. f	BLOW COUNTS g	REMARKS h
		sand (SP); same as above ↓	0.0			7/10	
		accumulated cone lost 3'				7/10	
		(58.5' - 65')					
		silty sand (SM); reddish brown (SYR 5/4) fine grained sand 5% silt 50% sand w/ color variations dark gray (SYR 4/1) and light gray (SYR 7/1) (65' - 66')	0.0			8.5/10	
		(65' - 67')					
		silty sand (SM); reddish yellow (SYR 7/8) fine grained 2% silt					

HTW DRILLING LOG (CONT.)

HOLE NO.

EW-4D

PROJECT

CPS

INSPECTOR

EVP

SHEET 9

OF 37 SHEETS

ELEV. a	DEPTH. b	DESCRIPTION OF MATERIALS c	FIELD SCREENING RESULTS d	GEOTECH SAMPLE OR CORE BOX NO. e	ANALYTICAL SAMPLE NO. f	BLOW COUNTS g	REMARKS h
		<p>Silly sand (SM): same as above interval</p> <p style="text-align: center;">↓</p> <p style="text-align: center;">1" → thin clay (cl) light gray (SYR 7/1) soft ←</p>	0.0			8.5/10	
		<p>accumulated lost 1.5' core</p>				8.5/10	
		<p>(67' - 75')</p> <p>sand (SW): reddish yellow (7.5YR 7/6) fine grained, 42% silt, loose, color variation of 1/2"</p>	0.0			8/10	

FORM

MRK JUN 89 55-2

PROJECT

CPS

HOLE NO.

EW-4D

HTW DRILLING LOG (CONT.)

HOLE NO.
EW-4D

PROJECT
CPS

INSPECTOR
EVP

SHEET 10
OF 37 SHEETS

ELEV. a	DEPTH. b	DESCRIPTION OF MATERIALS c	FIELD SCREENING RESULTS d	GEOTECH SAMPLE OR CORE BOX NO. e	ANALYTICAL SAMPLE NO. f	BLOW COUNTS g	REMARKS h
		Sand (SW): same as above					
		(75'-78')					
		Sand (SP): reddish yellow (7.5YR 7/6) fine grained, loose				8/10	
		(78'-78.7')					
		silty sand (SM): color variation reddish yellow (7.5YR 7/6) and light gray (7.5YR 7/1) fine grained 2% silt loose	0.0				
						8/10	
		accumulated 2' lost core	0.0				
						7/10	

HTW DRILLING LOG (CONT.)

HOLE NO.
EW-4D

PROJECT
CPS

INSPECTOR
EVP

SHEET 11
OF 37 SHEETS

ELEV. a	DEPTH. b	DESCRIPTION OF MATERIALS c	FIELD SCREENING RESULTS d	GEOTECH SAMPLE OR CORE BOX NO. e	ANALYTICAL SAMPLE NO. f	BLOW COUNTS g	REMARKS h
		silty sand (SM): same as above ↓					
			0.0			7/10	
							saturated ↓ ←
		(79' - 85')	0.0			7/10	

86
87
88
89
90
91
92
93
94
95

HTW DRILLING LOG (CONT.)

HOLE NO.
EW-4D

PROJECT
CPS

INSPECTOR
EVP

SHEET 12
OF 37 SHEETS

ELEV. a	DEPTH. b	DESCRIPTION OF MATERIALS c	FIELD SCREENING RESULTS d	GEOTECH SAMPLE OR CORE BOX NO. e	ANALYTICAL SAMPLE NO. f	BLOW COUNTS g	REMARKS h
		silty sand (SM); gray (7.54R 6/1) fine grained 2% silt w/ sand mica 25% sand (95' - 98')	(PID)			19/20	
		sand (SP); pale brown (104R 4/3) fine grained 22% mica	0.0			18/20	

95
96
97
98
99
100
101
102
103
104

HTW DRILLING LOG (CONT.)

PROJECT

EW-4D

INSPECTOR

EVP

HOLE NO.

EW-4D

SHEET 13

OF 37 SHEETS

ELEV. a	DEPTH. b	DESCRIPTION OF MATERIALS c	FIELD SCREENING RESULTS d	GEOTECH SAMPLE OR CORE BOX NO. e	ANALYTICAL SAMPLE NO. f	BLOW COUNTS g	REMARKS h
		Sand (sp): same as above ↓	0.0			18/20	
			0.0			18/20	

111
112
113
114
115
116
117
118
119
120
121
122
123
124
125
126
127
128
129
130
131
132
133
134
135
136
137
138
139
140
141
142
143
144
145
146
147
148
149
150
151
152
153
154
155
156
157
158
159
160
161
162
163
164
165
166
167
168
169
170
171
172
173
174
175
176
177
178
179
180
181
182
183
184
185
186
187
188
189
190
191
192
193
194
195
196
197
198
199
200
201
202
203
204
205
206
207
208
209
210
211
212
213
214
215
216
217
218
219
220
221
222
223
224
225
226
227
228
229
230
231
232
233
234
235
236
237
238
239
240
241
242
243
244
245
246
247
248
249
250
251
252
253
254
255
256
257
258
259
260
261
262
263
264
265
266
267
268
269
270
271
272
273
274
275
276
277
278
279
280
281
282
283
284
285
286
287
288
289
290
291
292
293
294
295
296
297
298
299
300
301
302
303
304
305
306
307
308
309
310
311
312
313
314
315
316
317
318
319
320
321
322
323
324
325
326
327
328
329
330
331
332
333
334
335
336
337
338
339
340
341
342
343
344
345
346
347
348
349
350
351
352
353
354
355
356
357
358
359
360
361
362
363
364
365
366
367
368
369
370
371
372
373
374
375
376
377
378
379
380
381
382
383
384
385
386
387
388
389
390
391
392
393
394
395
396
397
398
399
400

HTW DRILLING LOG (CONT.)

HOLE NO.
EW-4D

PROJECT

CPS

INSPECTOR
EVP

SHEET 14
OF 37 SHEETS

ELEV. a	DEPTH. b	DESCRIPTION OF MATERIALS c	FIELD SCREENING RESULTS PD d	GEOTECH SAMPLE OR CORE BOX NO. e	ANALYTICAL SAMPLE NO. f	BLOW COUNTS g	REMARKS h
		Sand (SP): same as above					
	(97.5' - 114')	Sand (SP); dark gray (10YR 4/1) med-coarse grained <2% mica thin clay bands (CL): (7.5YR 7/1) soft, med. plastic				18/20	
	(97.5' - 115.5')	Sand (SP): color variation pinkish gray (5YR 7.5/2) and reddish brown (5YR 5/3) and dark gray (5YR 4/1) med to coarse grained grains fine w/ depth ↓	0.0				
		5" → Sand (SP): dark gray (5YR 4/1) fine grained				18/20	
		Clayey gravel (GC): light brown (7.5YR 6/3) coarse grained 80% gravel, 5% clay (120' - 120.5')	0.0				
		Silty sand (SM): reddish brown (5YR 3/3) fine grained 5% silt w/ thin clay (CL) light gray (5YR 7/1) (120.5' - 121')					
		Sand (SP): pinkish gray (5YR 7/2) and light gray (5YR 7/1) med-fine grained w/some mica <2%				18/20	

HTW DRILLING LOG (CONT.)

HOLE NO.
EW-40

PROJECT

CPS

INSPECTOR
EVP

SHEET 15
OF 37 SHEETS

ELEV. a	DEPTH. b	DESCRIPTION OF MATERIALS c	FIELD SCREENING RESULTS d	GEOTECH SAMPLE OR CORE BOX NO. e	ANALYTICAL SAMPLE NO. f	BLOW COUNTS g	REMARKS h
		Sand (sp): same as above interval	(PND) 0.0			18/20	
			0.0			18/20	

120
125
129
130
131

HTW DRILLING LOG (CONT.)

HOLE NO.
EW-4D

PROJECT
CPS

INSPECTOR
EVP

SHEET 16
OF 37 SHEETS

ELEV. a	DEPTH. b	DESCRIPTION OF MATERIALS c	FIELD SCREENING RESULTS d	GEOTECH SAMPLE OR CORE BOX NO. e	ANALYTICAL SAMPLE NO. f	BLOW COUNTS g	REMARKS h
		sand (sp): same as above interval	(P12)				
		accumulated lost core				18/20	
		sand (sp): pinkish gray (5YR 7/2) and yellow (10YR 8/6) and dark gray (10YR 4/1) fine - med. grained loose, w/some mica < 2%	0.0				
			0.0			15/20	

HTW DRILLING LOG (CONT.)

HOLE NO.
EW-40
SHEET 17
OF 37 SHEETS

PROJECT **CPS**

INSPECTOR **EVP**

ELEV. a	DEPTH. b	DESCRIPTION OF MATERIALS c	FIELD SCREENING RESULTS RESULTS d	GEOTECH SAMPLE OR CORE BOX NO. e	ANALYTICAL SAMPLE NO. f	BLOW COUNTS g	REMARKS h
		sand (sp): same as above interval <div style="text-align: center; margin-top: 10px;">↓</div>	PID 0.0				140 141 142 143 144 145 146 147 148 149
			0.0				

HTW DRILLING LOG (CONT.)

HOLE NO.
EW-40

PROJECT
CPS

INSPECTOR
EVP

SHEET 18
OF 37 SHEETS

ELEV. a	DEPTH. b	DESCRIPTION OF MATERIALS c	FIELD SCREENING RESULTS d	GEOTECH SAMPLE OR CORE BOX NO. e	ANALYTICAL SAMPLE NO. f	BLOW COUNTS g	REMARKS h
		sand (SP): same as above interval					
		accumulated lost cone	0.0			15/20	
		(135'-155')					
		silty sand (SM): pinkish gray (2.5MP%) 2% silt w/ clay bands	0.0			13/20	

HTW DRILLING LOG (CONT.)

HOLE NO.
EW-40
SHEET 19
OF 37 SHEETS

PROJECT
CPS

INSPECTOR
EVP

ELEV. a	DEPTH. b	DESCRIPTION OF MATERIALS c	FIELD SCREENING RESULTS P(d) d	GEOTECH SAMPLE OR CORE BOX NO. e	ANALYTICAL SAMPLE NO. f	BLOW COUNTS g	REMARKS h
		silty sand (SM): same as above ↓ (55' - 159.5')					
		clay (CL): light gray (7.5YR 7/1) med plastic, soft (159.5' - 160')	0.0			13/20	
		silty sand (SM): reddish brown (5YR 5/3) fine grained 5% silt tight w/ nodules - hematite ↓ (160' - 162.4')					
		clay (CL): light gray (7.5YR 7/1) same as interval (159.5' - 160') (162.4' - 163.5')					
		silty sand (SM): reddish brown (5YR 5/3) fine - coarse grained 5% silt some clayey bands light gray (7.5YR 7/1)	0.0			13/20	

HTW DRILLING LOG (CONT.)

HOLE NO.
EW-4D

PROJECT

CPS

INSPECTOR
EVP

SHEET 20
OF 37 SHEETS

ELEV. a	DEPTH. b	DESCRIPTION OF MATERIALS c	FIELD SCREENING RESULTS d	GEOTECH SAMPLE OR CORE BOX NO. e	ANALYTICAL SAMPLE NO. f	BLOW COUNTS g	REMARKS h
		Silty sand (SM) : same as above	PID				
						13/20	
			0.0				
		Accumulated lost core 7'					
						13/20	
		(163.5' - 175') Sand (SP) : light brown (7.57R _{6/3}) fine - med grained rounded so sub-rounded	0.0		EW-4D/175/45.7 3/4/06 @ 0832 Groundwater sample		
						17/20	

HTW DRILLING LOG (CONT.)

HOLE NO.

EW-40

PROJECT

CPS

INSPECTOR

EVP

SHEET 21

OF 27 SHEETS

ELEV. a	DEPTH. b	DESCRIPTION OF MATERIALS c	FIELD SCREENING RESULTS d	GEOTECH SAMPLE OR CORE BOX NO. e	ANALYTICAL SAMPLE NO. f	BLOW COUNTS g	REMARKS h
		(175' - 178')				17/20	
		silty sand (SM); color variations; reddish yellow (7.5YR 7/6) and reddish brown (5YR 5/4) and light gray (7.5YR 7/1) fine-med grained 2% silt w/clay (CL) strations light gray (7.5YR 7/1)	0.0				
		(178' - 181')				17/20	
		silty sand (SM); color variations, reddish yellow (7.5YR 7/6) and reddish brown (5YR 5/4) and dark gray (7.5YR 4/1)	0.0				

FORM

MRK JUN 89 55-2

PROJECT

CPS

HOLE NO.

EW-40

HTW DRILLING LOG (CONT.)

HOLE NO.
EW-4D
SHEET **22**
OF **37** SHEETS

PROJECT **CPS**

INSPECTOR **EVP**

ELEV. a	DEPTH. b	DESCRIPTION OF MATERIALS c	FIELD SCREENING RESULTS d	GEOTECH SAMPLE OR CORE BOX NO. e	ANALYTICAL SAMPLE NO. i	BLOW COUNTS g	REMARKS h
	178	silty sand (SM): same as above	PI			17/20	
	170						0.0
	162	accumulated lost core 3'				17/20	
	154						
	146						
	138						
	130						
	122						
	114						
	106						
	98						
	90						
	82						
	74						
	66						
	58						
	50						
	42						
	34						
	26						
	18						
	10						
	2						

178
170
162
154
146
138
130
122
114
106
98
90
82
74
66
58
50
42
34
26
18
10
2

HTW DRILLING LOG (CONT.)

HOLE NO.
EW-4D

PROJECT
CPS

INSPECTOR
EVP

SHEET 23
OF 37 SHEETS

ELEV. a	DEPTH. b	DESCRIPTION OF MATERIALS c	FIELD SCREENING RESULTS d	GEOTECH SAMPLE OR CORE BOX NO. e	ANALYTICAL SAMPLE NO. f	BLOW COUNTS g	REMARKS h
		silty sand (SM): same as above					
		sand (SP): light brown (7.5YR 6/3) fine - med grained, loose					
		(193.5' - 195')					
		silty sand (SM): reddish yellow (5YR 5/4) and pinkish gray (5YR 7/2) w/ dark gray silt	0.0		EW-4D/195/-35.7 5/9/06 @ 1312 Groundwater	17/20	used 200 gals to advance 6" casing
						17/20	
		(195' - 199.5')					
		sand (SP): pinkish gray (5YR 7/2) with dark gray (5YR 4/1) striations thin clay (CL) light gray (5YR 7/1) bands	0.0				
		(199.5' - 201')					
		silty sand (SP): reddish yellow (5YR 7/6) w/ dark gray (5YR 4/1) striations w/ mica 5% silt 20% sand					

HTW DRILLING LOG (CONT.)

HOLE NO.
EW-4D

PROJECT
CPS

INSPECTOR
EVP

SHEET 24
OF 37 SHEETS

ELEV. a	DEPTH. b	DESCRIPTION OF MATERIALS c	FIELD SCREENING RESULTS d	GEOTECH SAMPLE OR CORE BOX NO. e	ANALYTICAL SAMPLE NO. f	BLOW COUNTS g	REMARKS h
		silty sand (SM): same as above <div style="text-align: center;">↓</div>					
		(201'-203.5')					
		silty sand (SM): reddish yellow (5YR 7/6) w/ thin clay (CL): (7.5YR 7/1) bands	0.0			17/20	
		5" clay (CL): dark gray ← (7.5YR 4/1) SOFT					
		(203.5'-209.5')					
		sand (SP): pinkish gray (7.5YR 7/2) and light gray (7.5YR 7/1) fine to med. grained loose	0.0			17/20	

HTW DRILLING LOG (CONT.)

HOLE NO.

EW-4D

PROJECT

CPS

INSPECTOR

EUP

SHEET 25

OF 37 SHEETS

ELEV. a	DEPTH. b	DESCRIPTION OF MATERIALS c	FIELD SCREENING RESULTS d	GEOTECH SAMPLE OR CORE BOX NO. e	ANALYTICAL SAMPLE NO. f	BLOW COUNTS g	REMARKS h
		<i>Sand (sp): same as above</i>					
		<i>accumulated lost core 3'</i>			<i>duplicate sample collected @ 1520</i>	<i>17/ 20</i>	
		<i>(209.5 - 216')</i>			<i>EW-4D/215/-55.7 3/4/06 @ 1517 Groundwater</i>		
		<i>Sand (sp): light gray (2.5YR 7/1) and pinkish gray (7.5YR 7/2) fine to med. grained rounded to sub rounded</i>				<i>14/ 20</i>	
		<i>1/2" thin clay (cl) ← band light gray 7.5YR (7/1) soft med. plastic</i>				<i>14/ 20</i>	

FORM

PROJECT

HOLE NO.

MRK JUN 89 55-2

CPS

EW-4D

HTW DRILLING LOG (CONT.)

HOLE NO.
EV-4D

PROJECT
CPS

INSPECTOR
FVP

SHEET 26
OF 37 SHEETS

ELEV. a	DEPTH. b	DESCRIPTION OF MATERIALS c	FIELD SCREENING RESULTS PTD d	GEOTECH SAMPLE OR CORE BOX NO. e	ANALYTICAL SAMPLE NO. f	BLOW COUNTS g	REMARKS h
		silty sand (SM): reddish brown (5YR 5/3) fine to med. grained 2% silt 15% sand loose	0.0			14/20	
		2" clay (cl): light gray (7.5YR 7/1) and dark gray (7.5YR 1/1)	0.0			24/20	

22
21
20
19
18
17
16
15
14
13
12
11
10
9
8
7
6
5
4
3
2
1

HTW DRILLING LOG (CONT.)

HOLE NO.
EW-40

PROJECT
CPS

INSPECTOR
EVP

SHEET 27
OF 37 SHEETS

ELEV. a	DEPTH. b	DESCRIPTION OF MATERIALS c	FIELD SCREENING RESULTS RESULTS d	GEOTECH SAMPLE OR CORE BOX NO. e	ANALYTICAL SAMPLE NO. i	BLOW COUNTS g	REMARKS h
		silty sand (SM): same as above accumulated lost core 6'	0.0				
			0.0		EW-40/235/-15.7 5/14/06 @ 1820 Groundwater	14/20	
						18/20	

(220' - 238')

HTW DRILLING LOG (CONT.)

HOLE NO.

EW-40

PROJECT

CPS

INSPECTOR

EVP

SHEET 28

OF 37 SHEETS

ELEV. a	DEPTH. b	DESCRIPTION OF MATERIALS c	FIELD SCREENING RESULTS d	GEOTECH SAMPLE OR CORE BOX NO. e	ANALYTICAL SAMPLE NO. f	BLOW COUNTS g	REMARKS h
		silty sand (SM): yellow (10YR 6/8) fine grained sand, 5% silt w/ some mica → 42% subrounded sand and reddish yellow (7.5YR 7/3) striations of clay (CL): light gray (7.5YR 7/1) and dark gray (7.5YR 4/1) soft w/ medium plasticity	0.0			18 / 20	
		(238'-241') sand (SP): very pale brown (10YR 8/4) medium grained w/ 20% mica loose, sub rounded	0.0			18 / 20	
		(241'-247')					

238

239

240

241

242

243

244

245

246

247

HTW DRILLING LOG (CONT.)

HOLE NO.
EW-40

PROJECT
CPS

INSPECTOR
EVP

SHEET 29
OF 37 SHEETS

ELEV. a	DEPTH. b	DESCRIPTION OF MATERIALS c	FIELD SCREENING RESULTS d	GEOTECH SAMPLE OR CORE BOX NO. e	ANALYTICAL SAMPLE NO. f	BLOW COUNTS g	REMARKS h
		silty sand (SM); reddish yellow (7.5R 7/8) and light gray (7.5YR 7/1) fine-medium grained sand <5% silt with striations/thin bands of clay (cl); light gray (7.5YR 7/1) and dark gray (7.5YR 4/1) soft med. plasticity ↓	0.0			18/20	
		accumulated lost core 2'	0.0		EW-40/255/-95.7 5/10/06 @ groundwater	18/20	used 200 gals water to advance 6" casing → 255' BGL

247
248
249
250
251
252
253
254
255
256

HTW DRILLING LOG (CONT.)

HOLE NO.

EW-4D

PROJECT

CPS

INSPECTOR

EVD

SHEET 30

OF 37 SHEETS

ELEV. a	DEPTH. b	DESCRIPTION OF MATERIALS c	FIELD SCREENING RESULTS d	GEOTECH SAMPLE OR CORE BOX NO. e	ANALYTICAL SAMPLE NO. f	BLOW COUNTS g	REMARKS h
		<p>Silty sand (SM): same as above interval</p> <p style="text-align: center;">↓</p>	(PID)				
		<p>sand (SP): pale brown (104R 6/3) and reddish yellow (7.54R 7/6)</p> <p>fine to coarse grained rounded to sub rounded</p>				16.5 / 20	
						16.5 / 20	

256
257
258
259
260
261
262
263
264
265

HTW DRILLING LOG (CONT.)

HOLE NO.

EW-4D

PROJECT

CPS

INSPECTOR

EVP

SHEET 3/

OF 37 SHEETS

ELEV. a	DEPTH. b	DESCRIPTION OF MATERIALS c	FIELD SCREENING RESULTS d	GEOTECH SAMPLE OR CORE BOX NO. e	ANALYTICAL SAMPLE NO. f	BLOW COUNTS g	REMARKS h
			0.0				
		- Fe nodules red staining sand					
		(257.5' - 266.5')					
		silty sand (SM): pinkish gray (7.5YR7/3) and light gray (7.5YR7/1) fine to med grained 20% silt 5% sand w/ clay (CL): light gray (7.5YR7/1) interbeds				16.5 / 20	
		↓					
			0.0				
						16.5 / 20	

267
266
267
268
269
270
271
272
273
274

FORM

PROJECT

HOLE NO.

HTW DRILLING LOG (CONT.)

HOLE NO.
EW-40

PROJECT
CPS

INSPECTOR
EJP

SHEET 32
OF 37 SHEETS

ELEV. a	DEPTH. b	DESCRIPTION OF MATERIALS c	FIELD SCREENING RESULTS d	GEOTECH SAMPLE OR CORE BOX NO. e	ANALYTICAL SAMPLE NO. f	BLOW COUNTS g	REMARKS h
		silty sand (SM): same as above interval ↓ (263.5' - 275')			EW-40/275-407 3/10/08 @ graduated	16.5/20	used 200 gals to advance 6" casing to 275' BGL
		sand (SP): pinkish gray (7.5R 7/3) and reddish yellow (5YR 5/3) fine grained loose < 2% mica ↓	0.0			15/20	
			0.0			15/20	

274
275
276
277
278
279
280
281
282
283

HTW DRILLING LOG (CONT.)

HOLE NO.
EW-40

PROJECT
CPS

INSPECTOR
EVP

SHEET 33
OF 37 SHEETS

ELEV. a	DEPTH. b	DESCRIPTION OF MATERIALS c	FIELD SCREENING RESULTS d	GEOTECH SAMPLE OR CORE BOX NO. e	ANALYTICAL SAMPLE NO. f	BLOW COUNTS g	REMARKS h
		sand(sp): same as above interval				15/20	
		accumulated lost core				15/20	

283
284
285
286
287
288
289
290
291
292

HTW DRILLING LOG (CONT.)

HOLE NO.

EW-4D

PROJECT

CPS

INSPECTOR

EVP

SHEET 34

OF 37 SHEETS

ELEV. a	DEPTH. b	DESCRIPTION OF MATERIALS c	FIELD SCREENING RESULTS d	GEOTECH SAMPLE OR CORE BOX NO. e	ANALYTICAL SAMPLE NO. f	BLOW COUNTS g	REMARKS h
		sand(sp): same as above interval accumulated lost core 5' (275'-293')	0.0		EV-10/059/-135.7 5/10/00 @ 1543 Groundwater		Used 200 gals H ₂ O to advance 6" casing to 295' BGL
		Sand(sp): pale yellow (2.5YR 8/3) and reddish brown (5YR 5/4) fine to medium grained rounded to sub rounded loose					
		(295' - 297.4') clay(cl): light gray (7.5YR 7/1) and reddish yellow (7.5YR 7/8) med plastic soft w/ silt 22% silt				17/20	
		(297.4' - 300') clay(cl): dark gray (7.5YR 4/1) and gray (7.5YR 6/1) w/ 5% silt-striae	0.0			17/20	

FORM

PROJECT

HOLE NO.

MRK JUN 89 55-2

CPS

EW-4D

HTW DRILLING LOG (CONT.)

HOLE NO.
EW-4D

PROJECT
CPS

INSPECTOR
EVP

SHEET 35
OF 37 SHEETS

ELEV. a	DEPTH. b	DESCRIPTION OF MATERIALS c	FIELD SCREENING RESULTS d	GEOTECH SAMPLE OR CORE BOX NO. e	ANALYTICAL SAMPLE NO. f	BLOW COUNTS g	REMARKS h
		clay (cl): same as above interval	PID				
			0.0			17/20	
		light - wood fragments (black)					
			0.0			17/20	

HTW DRILLING LOG (CONT.)

HOLE NO.

EW-4D

PROJECT

CRS

INSPECTOR

EVJ

SHEET 36

OF 37 SHEETS

ELEV. a	DEPTH. b	DESCRIPTION OF MATERIALS c	FIELD SCREENING RESULTS PID d	GEOTECH SAMPLE OR CORE BOX NO. e	ANALYTICAL SAMPLE NO. f	BLOW COUNTS g	REMARKS h
		clay (SL): same as above interval					
		accumulated lost core 3'				17/20	
			0.0		could not sample @ 315 interval due to material		
			0.0				

FORM

PROJECT

HOLE NO.

HTW DRILLING LOG (CONT.)

HOLE NO.

EW-4D

PROJECT

CPS

INSPECTOR

ENP

SHEET 37

OF 37 SHEETS

ELEV. a	DEPTH. b	DESCRIPTION OF MATERIALS c	FIELD SCREENING RESULTS d	GEOTECH SAMPLE OR CORE BOX NO. e	ANALYTICAL SAMPLE NO. f	BLOW COUNTS g	REMARKS h
		<i>clay (cl): same as above interval</i> <div style="text-align: center;"><i>↓</i></div>					
		<i>TD = 325'</i>			<i>could not sample @ 325' due to material</i>		<i>TD = 325'</i>

FORM

PROJECT

HOLE NO.

HTW DRILLING LOG

HOLE NO.
EW-11D

1 COMPANY NAME **AIC**

2 DRILLING SUBCONTRACTOR
D.L. Mohr / Boart Longyear

SHEET 1
OF 34 SHEETS

3 PROJECT **Claremont Polytechnical Superfund Site**

4 LOCATION
Old Bethpage, NY

5 NAME OF DRILLER
Matt Osterberg

6 MANUFACTURER'S DESIGNATION OF DRILL
Guspek Rotary Sonic / Boart Longyear Rig # 10

7 SIZES AND TYPES OF DRILLING AND SAMPLING EQUIPMENT

rotary sonic
4" cone barrel
6" outside casing
discrete interval GW assembly

8 HOLE LOCATION
East of plant, SUNY property, SE of injection field

9 SURFACE ELEVATION
~160.0 AMSL

10 DATE STARTED
5/16/06

11 DATE COMPLETED
5/19/06

12 OVERBURDEN THICKNESS
725'

15 DEPTH GROUNDWATER ENCOUNTERED
~98' BGL -

13 DEPTH DRILLED INTO ROCK
NA

16 DEPTH TO WATER AND ELAPSED TIME AFTER DRILLING COMPLETED

14 TOTAL DEPTH OF HOLE
295'

17 OTHER WATER LEVEL MEASUREMENTS (SPECIFY)

18 GEOTECHNICAL SAMPLES

DISTURBED
UNDISTURBED

19. TOTAL NUMBER OF CORE BOXES
NA

20. SAMPLES FOR CHEMICAL ANALYSIS
GW samples

VOC
X

METALS

OTHER (SPECIFY)

OTHER (SPECIFY)

OTHER (SPECIFY)

21. TOTAL CORE RECOVERY
NA %

22. DISPOSITION OF HOLE

BACKFILLED
MONITORING WELL
OTHER (SPECIFY)
EW-11D

23. SIGNATURE OF INSPECTOR


ELEV. a	DEPTH b	DESCRIPTION OF MATERIALS c	FIELD SCREENING RESULTS d	GEOTECH SAMPLE OR CORE BOX NO. e	ANALYTICAL SAMPLE NO. f	BLOW COUNTS g	REMARKS h
	0	Clay (CL): brown (2.5 YR 3/3) silty w/ some gravel <2% silt <2% gravel rounded - sub rounded	0.0			5/5	
	0' - 3.0'	Sand (SW): reddish brown (5YR 5/4) w/ gravel <5% gravel rounded w/ silt <2%	0.0			5/5	

HTW DRILLING LOG (CONT.)

HOLE NO.
EW-11D
SHEET 2
OF 34 SHEETS

PROJECT
CPS

INSPECTOR
EVP

ELEV. a	DEPTH. b	DESCRIPTION OF MATERIALS c	FIELD SCREENING RESULTS d (P.D.)	GEOTECH SAMPLE OR CORE BOX NO. e	ANALYTICAL SAMPLE NO. f	BLOW COUNTS g	REMARKS h
		Sand (sw): strong brown (7.5YR 5/8) and reddish yellow (7.5YR 7/8) fine to coarse grained rounded to angular cobble sized particles	0.0			9.5/10	

HTW DRILLING LOG (CONT.)

PROJECT

CPS

INSPECTOR

EVP

HOLE NO.

EW-110

SHEET 3
OF 14 SHEETS

ELEV. a	DEPTH. b	DESCRIPTION OF MATERIALS c	FIELD SCREENING RESULTS d	GEOTECH SAMPLE OR CORE BOX NO. e	ANALYTICAL SAMPLE NO. f	BLOW COUNTS g	REMARKS h
		accumulated lost core .5'	0.0			9.5 /10	
		(5'-16')					
		sand (Gw): reddish brown (5YR 5/4) and pinkish gray (7.5YR 7/2) med to coarse grained w/ gravel rounded to angular				8.0 /10	
			0.0				
						8.0 /10	

FORM

MRK JUN 89 55-2

PROJECT

CPS

HOLE NO.

EW-110

HTW DRILLING LOG (CONT.)

HOLE NO.
EW-11D
SHEET 4
OF 24 SHEETS

PROJECT

CPS

INSPECTOR

EVP

ELEV. a	DEPTH. b	DESCRIPTION OF MATERIALS c	FIELD SCREENING RESULTS d	GEOTECH SAMPLE OR CORE BOX NO. e	ANALYTICAL SAMPLE NO. f	BLOW COUNTS g	REMARKS h
		accumulated lost core 2'				8.9 %	
		(16'-25')					
		sand (sw); pinkish gray (7.54R 1/2) and strong brown (7.54R 5/8) med. to coarse grained rounded to angular	0.0				
						5/10	
			0.0				

HTW DRILLING LOG (CONT.)

HOLE NO.
EW-11D

PROJECT
CPS

INSPECTOR
EVP

SHEET 5
OF 34 SHEETS

ELEV. a	DEPTH. b	DESCRIPTION OF MATERIALS c	FIELD SCREENING RESULTS d	GEOTECH SAMPLE OR CORE BOX NO. e	ANALYTICAL SAMPLE NO. f	BLOW COUNTS g	REMARKS h
		sand (sw): same as above interval (25' - 35') accumulated lost core 5'	(P10)			5/10	
		gravely silt (ml): brownish yellow (10YR 5/8) 5% gravel, rounded, sub rounded	0.0				
		(35' - 38') Sand (sw): reddish yellow (7.5YR 7/8) medium to coarse grained 25% gravel rounded				8/10	
		(38' - 39.5') Sand (sp): yellowish red (5YR 5/8) fine grained with <2% silt loose	0.0			8/10	

HTW DRILLING LOG (CONT.)

HOLE NO.
EW-110
SHEET *6*
OF *34* SHEETS

PROJECT

CPS

INSPECTOR

EVP

ELEV. a	DEPTH. b	DESCRIPTION OF MATERIALS c	FIELD SCREENING RESULTS d	GEOTECH SAMPLE OR CORE BOX NO. e	ANALYTICAL SAMPLE NO. f	BLOW COUNTS g	REMARKS h
		<i>sand (sp); same as above</i>				<i>8/10</i>	
		<i>thin clay (cl) bands; light gray (7.5YR7/1) soft med. plastic</i> <i>accumulated lost core 2'</i> <i>(39.5' - 45')</i>				<i>8/10</i>	
		<i>Silty clay (SM); strong brown (7.5YR5/8) w/clay < 2% med plastic (45' - 45.5')</i>					
		<i>Sand (SP); brownish yellow (10YR6/8) fine grained, loose, rounded w/mica 2%</i>				<i>7/10</i>	<i>* drilling becoming difficult - fine loose sand</i>
						<i>7/10</i>	

FORM

MRK JUN 89 55-2

PROJECT

CPS

HOLE NO.

EW-110

HTW DRILLING LOG (CONT.)

HOLE NO.
EW-11D

PROJECT

CPS

INSPECTOR

ZVD

SHEET 7
OF 34 SHEETS

ELEV. a	DEPTH. b	DESCRIPTION OF MATERIALS c	FIELD SCREENING RESULTS P.I.D. d	GEOTECH SAMPLE OR CORE BOX NO. e	ANALYTICAL SAMPLE NO. f	BLOW COUNTS g	REMARKS h
		Sand(sp); same as above interval ↓	0.0			7/10	
		accumulated lost core 3'				7/10	
		(45.5' - 56')	0.0				
		silt (ML); dark gray (7.5YR 4/1) w/ clay reddish brown (5YR 5/4) med. plastic soft 2% clay				6/10	
		(56' - 57.5')					
		silty sand (SM); reddish yellow (7.5YR 7/6) fine grained, loose ~ 2% silt w/ mica				9/10	

FORM

MRK JUN 89 55-2

PROJECT

CPS

HOLE NO.

EW-11D

HTW DRILLING LOG (CONT.)

HOLE NO.
EW-11D

PROJECT

CPS

INSPECTOR

EVP

SHEET 8
OF 34 SHEETS

ELEV. a	DEPTH. b	DESCRIPTION OF MATERIALS c	FIELD SCREENING RESULTS d	GEOTECH SAMPLE OR CORE BOX NO. e	ANALYTICAL SAMPLE NO. f	BLOW COUNTS g	REMARKS h
		silty sand (SM): same as above interval ↓	0.0			5/10	
		(57.5' - 65')	0.0			6/10	
		silt (ML): dark gray (7.5YR 4/1) and yellow (10YR 8/8) and reddish yellow (2.5YR 7/6) and light gray (7.5YR 7/1) w/ thin bands of light gray clay (CL) a 5% mica - clay - slight plastic	.			9/10	

HTW DRILLING LOG (CONT.)

HOLE NO.
FW-11A

PROJECT

CPS

INSPECTOR

EVP

SHEET 9
OF 34 SHEETS

ELEV. a	DEPTH. b	DESCRIPTION OF MATERIALS c	FIELD SCREENING RESULTS d	GEOTECH SAMPLE OR CORE BOX NO. e	ANALYTICAL SAMPLE NO. f	BLOW COUNTS g	REMARKS h
		silt (ML): same as above interval ↓	0.0			9/10	
		1' thin bands of light gray (7.5YR 7/1) clay (CL) w/mica striations dark gray (CL) ↓ (7.5YR 4/1) ← accumulated last core 1' (G5'-75')	0.0			9/10	
		silty sand (SM): reddish yellow (7.5YR 7/6) fine grained w/ some thin bands light gray (7.5YR 7/1) and dark gray (7.5YR 4/1) slight plastic ↓				9/10	

HTW DRILLING LOG (CONT.)

PROJECT

CPS

INSPECTOR

EVP

HOLE NO.

EW-11D

SHEET 10

OF 34 SHEETS

ELEV. a	DEPTH. b	DESCRIPTION OF MATERIALS c	FIELD SCREENING RESULTS d	GEOTECH SAMPLE OR CORE BOX NO. e	ANALYTICAL SAMPLE NO. f	BLOW COUNTS g	REMARKS h
		Silty sand (SM): same as above interval	(P.V.)				
		(75' - 79')					
		Sand (SP): reddish yellow (7.5 YR 7/8) and very pale brown (10 YR 7/4) and reddish brown (5YR 5/4) fine grained, loose sub rounded					
		↓	0.0			9/10	
		2" → thin band clay (cl): light gray med. plastic soft ←					
		accumulated lost cone 1'					
			0.0			9/10	
						9/10	

HTW DRILLING LOG (CONT.)

HOLE NO.
EW-11D

PROJECT
CPS

INSPECTOR
EVP

SHEET 11
OF 34 SHEETS

ELEV. a	DEPTH. b	DESCRIPTION OF MATERIALS c	FIELD SCREENING RESULTS d	GEOTECH SAMPLE OR CORE BOX NO. e	ANALYTICAL SAMPLE NO. f	BLOW COUNTS g	REMARKS h
		sand (SP); save as above interval ↓	(FID) 0.0				
			0.0				

HTW DRILLING LOG (CONT.)

HOLE NO.
EW-11D

PROJECT
CPS

INSPECTOR
EUP

SHEET 12
OF 34 SHEETS

ELEV. a	DEPTH. b	DESCRIPTION OF MATERIALS c	FIELD SCREENING RESULTS d	GEOTECH SAMPLE OR CORE BOX NO. e	ANALYTICAL SAMPLE NO. f	BLOW COUNTS g	REMARKS h
		sand (SP): same as above interval (79' - 96')	0.0				
		clay (CL): light gray (7.5 YR 7/1) med. plastic med. stiff				18/20	
		(96' - 97.5')					
		silt (ML): light gray (7.5 YR 7/1) and pinkish gray (5 YR 7/2) and dark gray (2.5 YR 4/1) w/ clay med. plastic 2% clay, moist, w/ mica					
			0.0				
		2" thin clay (CL): light gray (7.5 YR 7/1) med. plastic striating w/ dark gray (7.5 YR 4/1) w/ mica				18/20	

HTW DRILLING LOG (CONT.)

HOLE NO. **EW-11D**

PROJECT

CPS

INSPECTOR

EVP

SHEET **13**
OF **34** SHEETS

ELEV. a	DEPTH. b	DESCRIPTION OF MATERIALS c	FIELD SCREENING RESULTS d	GEOTECH SAMPLE OR CORE BOX NO. e	ANALYTICAL SAMPLE NO. i	BLOW COUNTS g	REMARKS h
		silt (ML): same as above interval ↓	(PIT) 0.0			18/20	
		(97.5' - 107.5') sand (SP): very pale brown (10YR 7/4) and yellow (10YR 8/6) med grained sub-rounded w/mica ↓	0.0			18/20	

FORM

PROJECT

HOLE NO.

MRK JUN 89 55-2

CPS

EW-11D

HTW DRILLING LOG (CONT.)

HOLE NO.
EW-11D

PROJECT
CPS

INSPECTOR
EVP

SHEET 14
OF 34 SHEETS

ELEV. a	DEPTH. b	DESCRIPTION OF MATERIALS c	FIELD SCREENING RESULTS d	GEOTECH SAMPLE OR CORE BOX NO. e	ANALYTICAL SAMPLE NO. f	BLOW COUNTS g	REMARKS h
		sand (SP): same as above interval ↓	0.0			18/20	
		(107.5' - 117') silty sand (SM): reddish yellow (7.5YR 7/6) w/ some thin clay bands (CL): light gray (7.5YR 7/1) soft, med. plastic				17/20	
		(117 - 118.7') clay (CL): dark gray (7.5YR 4/1) very stiff w/ some silt-light gray (7.5YR 7/1) < 2%	0.0			17/20	

HTW DRILLING LOG (CONT.)

HOLE NO.
EW-11D

PROJECT
CPS

INSPECTOR
EVP

SHEET 15
OF 34 SHEETS

ELEV. a	DEPTH. b	DESCRIPTION OF MATERIALS c	FIELD SCREENING RESULTS (PT) d	GEOTECH SAMPLE OR CORE BOX NO. e	ANALYTICAL SAMPLE NO. f	BLOW COUNTS g	REMARKS h
		clay (cl): same as above interval ↓		6.0		17/20	
				0.0		17/20	

FORM

PROJECT

HOLE NO.

MRK JUN 89 55-2

CPS

EW-11D

HTW DRILLING LOG (CONT.)

HOLE NO.
EW-11D

PROJECT

CPS

INSPECTOR

EVF

SHEET 16
OF 34 SHEETS

ELEV. a	DEPTH. b	DESCRIPTION OF MATERIALS c	FIELD SCREENING RESULTS d	GEOTECH SAMPLE OR CORE BOX NO. e	ANALYTICAL SAMPLE NO. i	BLOW COUNTS g	REMARKS h
		clay (CL): same as above interval ↓				17/20	
		accumulated lost core 3'			could not sample due to materials encountered.	17/20	
		(118.7' - 136.5')					
		silty sand (SM); pinkish gray (7.5R 7/2) light gray (7.5YR 7/1) reddish brown (5YR 5/4) <2% silt rounded - sub rounded sand w/ some thin clay bands light gray (7.5YR 7/1) (CL)				13/20	

HTW DRILLING LOG (CONT.)

HOLE NO.
EW-11D

PROJECT

CPS

INSPECTOR
EVP

SHEET 17
OF 34 SHEETS

ELEV. a	DEPTH. b	DESCRIPTION OF MATERIALS c	FIELD SCREENING RESULTS RESULTS d	GEOTECH SAMPLE OR CORE BOX NO. e	ANALYTICAL SAMPLE NO. f	BLOW COUNTS g	REMARKS h
		silty sand (SM): same as above interval ↓	(P1)			13/20	
						13/20	
		accumulated lost core 7'					

HTW DRILLING LOG (CONT.)

HOLE NO.
EW-11D

SHEET 18
OF 34 SHEETS

PROJECT
CPS

INSPECTOR
EVD

ELEV. a	DEPTH. b	DESCRIPTION OF MATERIALS c	FIELD SCREENING RESULTS d	GEOTECH SAMPLE OR CORE BOX NO. e	ANALYTICAL SAMPLE NO. f	BLOW COUNTS g	REMARKS h
	↓	<i>silty sand (SM): same as above interval</i>	(P11)				
		<i>(136.5'-155')</i>			<i>EW-11D/155'/52'</i> <i>5/17/06 @ 1620</i> <i>Ground water</i>	<i>13/20</i>	<i>used 200 gals to advance 6" casing to 155' BGL</i>
		<i>silty sand (SM); reddish yellow (5YR 7/8) and pinkish gray (7.5YR 7/2) rounded, 5% silt, loose fine grained sand</i>				<i>16/20</i>	

HTW DRILLING LOG (CONT.)

HOLE NO.
EW-110

PROJECT
CPS

INSPECTOR
EVP

SHEET 19
OF 34 SHEETS

ELEV. a	DEPTH. b	DESCRIPTION OF MATERIALS c	FIELD SCREENING RESULTS PID d	GEOTECH SAMPLE OR CORE BOX NO. e	ANALYTICAL SAMPLE NO. f	BLOW COUNTS g	REMARKS h
		silty sand (SM): same as above interval ↓	0.0			16/20	
			0.0			16/20	

15
16
17
18
19
20
21
22
23
24
25
26
27
28
29
30
31
32
33
34
35
36
37
38
39
40
41
42
43
44
45
46
47
48
49
50
51
52
53
54
55
56
57
58
59
60
61
62
63
64
65
66
67

HTW DRILLING LOG (CONT.)

HOLE NO.
FW-110

PROJECT
CPS

INSPECTOR
EVP

SHEET *20*
OF *34* SHEETS

ELEV. <small>a</small>	DEPTH. <small>b</small>	DESCRIPTION OF MATERIALS <small>c</small>	FIELD SCREENING RESULTS <small>d</small>	GEOTECH SAMPLE OR CORE BOX NO. <small>e</small>	ANALYTICAL SAMPLE NO. <small>f</small>	BLOW COUNTS <small>g</small>	REMARKS <small>h</small>
		<p><i>silty sand (SM): same as above interval</i></p> <p style="text-align: center;"><i>↓</i></p>	<i>0.0</i>			<i>16/20</i>	
		<p><i>2" → thin clay (cl): light gray (2.5 YR 7/1) med. plastic soft</i></p>	<i>0.0</i>			<i>16/20</i>	
		<p><i>2" thin clay (cl): light gray (2.5 YR 7/1) soft med. plastic</i></p>	<i>0.0</i>		<p><i>FW-110/175/-20 5/17/06 @ 1232 Groundwater</i></p>	<i>16/20</i>	<p><i>used 200 gals to advance 6" Casing → 175' BGL</i></p>
						<i>18/20</i>	

HTW DRILLING LOG (CONT.)

HOLE NO.

EW-11D

PROJECT

CPS

INSPECTOR

EVP

SHEET 21

OF 34 SHEETS

ELEV. a	DEPTH. b	DESCRIPTION OF MATERIALS c	FIELD SCREENING RESULTS d	GEOTECH SAMPLE OR CORE BOX NO. e	ANALYTICAL SAMPLE NO. f	BLOW COUNTS g	REMARKS h
		silty sand (SM): same as above interval ↓	P.D.			18/20	
			0.0				
						15/20	
		(155' - 184') clay (ck): light gray (2.5YR 7/1) w/silt (5% silt) pinkish gray (2.5YR 7/2)	0.0				

HTW DRILLING LOG (CONT.)

HOLE NO.
EW-110

PROJECT

CPS

INSPECTOR

EVF

SHEET 22
OF 34 SHEETS

ELEV. a	DEPTH. b	DESCRIPTION OF MATERIALS c	FIELD SCREENING RESULTS d	GEOTECH SAMPLE OR CORE BOX NO. e	ANALYTICAL SAMPLE NO. f	BLOW COUNTS g	REMARKS h
		clay (CL): same as above interval silt ↓	EVF			18/20	
			0.0		EW-110/190-35 3/17/06 @ 142.7 groundwater	18/20	used 200 gals to advance 6" casing → 190'
						18/20	

HTW DRILLING LOG (CONT.)

HOLE NO.
EW-110
SHEET 23
OF 34 SHEETS

PROJECT
CPS

INSPECTOR
EVP

ELEV. a	DEPTH. b	DESCRIPTION OF MATERIALS c	FIELD SCREENING RESULTS d	GEOTECH SAMPLE OR CORE BOX NO. e	ANALYTICAL SAMPLE NO. f	BLOW COUNTS g	REMARKS h
		Clay (CL): same as above interval (184' - 183')					
		silt (ML): pinkish gray (7.5 YR 7/2) and reddish yellow (5 YR 7/8) w/ some thin bands clay (CL): light gray (7.5 YR 7/1) soft med. plasticity w/ some sand - fine grained < 2% sand	0.0		Sample @ 185' to 190' due to materials encountered	15/20	used 200 gals to advance 6" casing → 190' BGL
						19.5/20	

HTW DRILLING LOG (CONT.)

HOLE NO.
EW-11D

PROJECT

CPS

INSPECTOR

AVP

SHEET 34
OF 34 SHEETS

ELEV. a	DEPTH. b	DESCRIPTION OF MATERIALS c	FIELD SCREENING RESULTS PID d	GEOTECH SAMPLE OR CORE BOX NO. e	ANALYTICAL SAMPLE NO. f	BLOW COUNTS g	REMARKS h
		silt (SL): same as above interval ↓	0.0			19.3 / 20	
		(195' - 207') clay (CL): reddish brown (5YR 5/4) and light gray (7.5YR 7/1) very stiff med. plastic, dense ↓	0.0		EW-11D/205/-S5 5/17/06 @ 1642 Groundwater		used 200 gels to advance 6" casing to 205' BGL
		1' silt (ML): striations light gray (2.5YR 7/1) and dark gray (2.5YR 4/1) w/ some mica 2%				19.5 / 20	

HTW DRILLING LOG (CONT.)

HOLE NO.
EW-11D

PROJECT
CPS

INSPECTOR
EVP

SHEET 25
OF 34 SHEETS

ELEV. a	DEPTH. b	DESCRIPTION OF MATERIALS c	FIELD SCREENING RESULTS d	GEOTECH SAMPLE OR CORE BOX NO. e	ANALYTICAL SAMPLE NO. f	BLOW COUNTS g	REMARKS h
		clay (CL): same as above interval ↓ (207' - 215')	(P10)			19.5 / 20	
		silty sand (SM): pinkish white (10R 8/2) and light gray (7.5YR 7/1) fine grained 5% silt some striations of reddish brown silt (5YR 5/4) sand → rounded to sub rounded ↓ (215' - 218')	0.0		did not sample @ 215' BGL due to clay encountered	19 / 20	
		silt (ML): pale red (10R 7/3) and light gray (7.5YR 7/1) w/ mica w/ thin bands clay (CL): light gray (7.5YR 7/1) soft, medium plasticity (218' - 219')	0.0			19 / 20	

HTW DRILLING LOG (CONT.)

HOLE NO.
EW-110

PROJECT
CPS

INSPECTOR
EVP

SHEET 26
OF 34 SHEETS

ELEV. a	DEPTH. b	DESCRIPTION OF MATERIALS c	FIELD SCREENING RESULTS d	GEOTECH SAMPLE OR CORE BOX NO. e	ANALYTICAL SAMPLE NO. f	BLOW COUNTS g	REMARKS h
		Silt (ML): same as above interval ↓ (218' - 222')				19/20	
		clay (cl): light gray (7.5 YR 7/1) thick medium plastic w/silt reddish yellow (5 YR 7/8) 5% silt					
		(222' - 223.5')					
		silt (ML): light gray (7.5 YR 7/1) slight plastic with alternating bands clay (cl): light gray (7.5 YR 7/1) alternating ...	0.0				
			0.0			19/20	

HTW DRILLING LOG (CONT.)

HOLE NO.

EW-11D

PROJECT

CPS

INSPECTOR

EVP

SHEET 27
OF 34 SHEETS

ELEV. a	DEPTH. b	DESCRIPTION OF MATERIALS c	FIELD SCREENING RESULTS d	GEOTECH SAMPLE OR CORE BOX NO. e	ANALYTICAL SAMPLE NO. i	BLOW COUNTS g	REMARKS h
		silt (ML): same as above interval <div style="text-align: center;">↓</div>	0.0			19/20	
		5" sand (SP): very pale brown (10YR 8/4) fine grained, loose					
		2" clay (CL): light gray (5YR 7/1)					
		accumulated lost core 1'	0.0		EW-11D/235/-70 5/19/06 @ 0846 Groundwater	19/20	used 200 gals to advance 6" casing → 235' BGL
						19/20	
						19/20	

FORM

MRK JUN 89 55-2

PROJECT

CPS

HOLE NO.

EW-11D

HTW DRILLING LOG (CONT.)

HOLE NO.
EW-110

PROJECT
CPS

INSPECTOR
EVP

SHEET 28
OF 34 SHEETS

ELEV. a	DEPTH. b	DESCRIPTION OF MATERIALS c	FIELD SCREENING RESULTS d	GEOTECH SAMPLE OR CORE BOX NO. e	ANALYTICAL SAMPLE NO. f	BLOW COUNTS g	REMARKS h
		silty sand (SM); very pale brown (10YR 7/4) and light gray (2.5YR 7/1) and reddish yellow (7.5YR 7/8) fine to med. grained rounded to sub rounded 5% silt <div style="text-align: center;">↓</div>	0.0			14/20	
			0.0			14/20	

239
240
241
242
243
244
245
246
247
248

HTW DRILLING LOG (CONT.)

HOLE NO.

FW-110

PROJECT

CPS

INSPECTOR

EVF

SHEET 29

OF 34 SHEETS

ELEV. a	DEPTH. b	DESCRIPTION OF MATERIALS c	FIELD SCREENING RESULTS d	GEO TECH SAMPLE OR CORE BOX NO. e	ANALYTICAL SAMPLE NO. f	BLOW COUNTS g	REMARKS h
		silty sand (SM): same as above interval ↓					
		(239'-250')					
		sand (SP): light gray (7.5 YR 7/1) med. grained loose rounded	0.0			14/20	
		(250'-250.5')					
		silty sand (SM): dark red (5.5 YR 3/6) and yellowish brown (10 YR 5/6) and light gray (7.5 YR 7/1) fine grained sand 5/8 silt ↓					
		accumulated lost core 6'					
		(250.5'-255')			FW-110/255-95 5/18/66 @ 1056 groundwater	14/20	used 200 gals to advance 6" casing → 255' BOL
		sand (SP): brownish yellow (10 YR 6/6) fine-med. grained loose rounded ↓	0.0				
						18/20	

FORM

PROJECT

HOLE NO.

MRK JUN 89 55-2

CPS

FW-110

HTW DRILLING LOG (CONT.)

HOLE NO.
EW-11D

PROJECT
CPS

INSPECTOR
EVP

SHEET 30
OF 34 SHEETS

ELEV. a	DEPTH. b	DESCRIPTION OF MATERIALS c	FIELD SCREENING RESULTS d	GEOTECH SAMPLE OR CORE BOX NO. e	ANALYTICAL SAMPLE NO. i	BLOW COUNTS g	REMARKS h
		sand (SP): same as above interval ↓ (255' - 258')	(PID)				
		silty sand (SM): reddish brown (5.4R3/4) and light gray (7.5R7/1) fine grained w/ thin bands clay (CL): light gray (7.5R7/1)	0.0			18/20	
			0.0			18/20	

259
258
257
256
255
254
253
252
251
250
249
248
247
246
245
244
243
242
241
240
239
238
237
236
235
234
233
232
231
230
229
228
227
226
225
224
223
222
221
220
219
218
217
216
215
214
213
212
211
210
209
208
207
206
205
204
203
202
201
200
199
198
197
196
195
194
193
192
191
190
189
188
187
186
185
184
183
182
181
180
179
178
177
176
175
174
173
172
171
170
169
168
167
166
165
164
163
162
161
160
159
158
157
156
155
154
153
152
151
150
149
148
147
146
145
144
143
142
141
140
139
138
137
136
135
134
133
132
131
130
129
128
127
126
125
124
123
122
121
120
119
118
117
116
115
114
113
112
111
110
109
108
107
106
105
104
103
102
101
100
99
98
97
96
95
94
93
92
91
90
89
88
87
86
85
84
83
82
81
80
79
78
77
76
75
74
73
72
71
70
69
68
67
66
65
64
63
62
61
60
59
58
57
56
55
54
53
52
51
50
49
48
47
46
45
44
43
42
41
40
39
38
37
36
35
34
33
32
31
30
29
28
27
26
25
24
23
22
21
20
19
18
17
16
15
14
13
12
11
10
9
8
7
6
5
4
3
2
1
0

HTW DRILLING LOG (CONT.)

HOLE NO.
EW-11D

PROJECT
CPS

INSPECTOR
EVP

SHEET 31
OF 34 SHEETS

ELEV. a	DEPTH. b	DESCRIPTION OF MATERIALS c	FIELD SCREENING RESULTS d	GEOTECH SAMPLE OR CORE BOX NO. e	ANALYTICAL SAMPLE NO. f	BLOW COUNTS g	REMARKS h
		silty sand (SM): same as above interval ↓	(P0)			18/20	26
			0.0				261
							263
							268
							269
							270
							271
							272
							273
		Accumulated lost cone 2'	0.0		EW-11D/275-115 5/18/06 @ 1316 groundwater	18/20	274
							275

HTW DRILLING LOG (CONT.)

HOLE NO.
EW-110
SHEET 32
OF 34 SHEETS

PROJECT
CPS

INSPECTOR
EVP

ELEV. a	DEPTH. b	DESCRIPTION OF MATERIALS c	FIELD SCREENING RESULTS d	GEOTECH SAMPLE OR CORE BOX NO. e	ANALYTICAL SAMPLE NO. f	BLOW COUNTS g	REMARKS h
		sand (SP): reddish yellow (7.5YR7/8) and strong brown fine to medium grained rounded w/ some mica	0.0			19 / 20	
		(275' - 281')					
		silt (ML): reddish yellow (2.5YR7/8) w/ thin alternating bands of light gray (7.5YR7/1) clay (CL): soft med. plastic	0.0				
		(281' - 284')					

275
276
277
278
279
280
281
282
283
284

HTW DRILLING LOG (CONT.)

HOLE NO.
EW-11D

PROJECT
CPS

INSPECTOR
EVP

SHEET 33
OF 34 SHEETS

ELEV. a	DEPTH. b	DESCRIPTION OF MATERIALS c	FIELD SCREENING RESULTS (FID) d	GEOTECH SAMPLE OR CORE BOX NO. e	ANALYTICAL SAMPLE NO. f	BLOW COUNTS g	REMARKS h
		clay (CL); strong brown (7.5YR 5/8) and light gray (7.5YR 7/1) med. stiff, med. plastic					
		(284 - 285')					
		clay (CL); very dark gray (7.5YR 3/1) very stiff, dense - med. plastic, w/silt <2% and <2% mica	0.0			19/20	difficulty advancing 6" casing ↓ advanced 4" core barrel to clean and clear
		(285' - 288.2')					
		clay (CL); strong brown (7.5YR 5/8) med. stiff, med. plastic w/silt (5%) and <2% mica					
		(288.2 - 289.5')					
		silt (ML); pinkish gray (7.5YR 7/2) and striations of clay (CL): light gray (7.5YR 7/1) and reddish yellow (7.5YR 6/8) soft, medium plastic	0.0			19/20	

HTW DRILLING LOG (CONT.)

HOLE NO.

EW-111

PROJECT

CPS

INSPECTOR

EVP

SHEET 34

OF 34 SHEETS

ELEV. a	DEPTH. b	DESCRIPTION OF MATERIALS c	FIELD SCREENING RESULTS d	GEOTECH SAMPLE OR CORE BOX NO. e	ANALYTICAL SAMPLE NO. f	BLOW COUNTS g	REMARKS h
		silt (ML): same as above interval ↓ (289.5' - 295') TD = 295'	(PID)			19 / 20	

FORM

MRK JUN 89 55-2

PROJECT

CPS

HOLE NO.


EW-111

HTW DRILLING LOG

HOLE NO.
EW-14D

SHEET 1
OF 1 SHEETS **34**

1. COMPANY NAME SATC		2. DRILLING SUBCONTRACTOR BOART LONGYEAR	
3. PROJECT CLAREMONT POLYCHEMICAL SUPERFUND SITE		4. LOCATION FARMINGDALE, NY SUNY PROPERTY SW OF BASEBALL DIAMOND	
5. NAME OF DRILLER MATT. OSTERBURG		6. MANUFACTURER'S DESIGNATION OF DRILL GUSPEK ROTARY SONIC / BOART LONGYEAR RIG #10	
7. SIZES AND TYPES OF DRILLING AND SAMPLING EQUIPMENT	ROTARY SONIC	8. HOLE LOCATION SUNY PROPERTY SW OF BASEBALL DIAMOND	
	4" CORE BARREL	9. SURFACE ELEVATION ~ 99.68	
	6" OVERRIDE CASING	10. DATE STARTED 5-3-06	11. DATE COMPLETED 5/6/05
	DISCRETE INTERVAL GW ASSEMBLY	12. OVERBURDEN THICKNESS > 300' BGL	
13. DEPTH DRILLED INTO ROCK 0'		15. DEPTH GROUNDWATER ENCOUNTERED ~ 39' BGL	
14. TOTAL DEPTH OF HOLE 300' BGL / -200.3' AMSL		16. DEPTH TO WATER AND ELAPSED TIME AFTER DRILLING COMPLETED 39.7' BGL 5/10/06 @ 0930	
17. OTHER WATER LEVEL MEASUREMENTS (SPECIFY)		18. GEOTECHNICAL SAMPLES	

18. GEOTECHNICAL SAMPLES		DISTURBED none	UNDISTURBED none	19. TOTAL NUMBER OF CORE BOXES none		
20. SAMPLES FOR CHEMICAL ANALYSIS GW samples	VOC	METALS	OTHER (SPECIFY)	OTHER (SPECIFY)	OTHER (SPECIFY)	21. TOTAL CORE RECOVERY NA %
	X					
22. DISPOSITION OF HOLE	BACKFILLED	MONITORING WELL	OTHER (SPECIFY)	23. SIGNATURE OF INSPECTOR 		

ELEV. a	DEPTH b	DESCRIPTION OF MATERIALS c	FIELD SCREENING RESULTS d	GEOTECH SAMPLE OR CORE BOX NO. e	ANALYTICAL SAMPLE NO. f	BLOW COUNTS g	REMARKS h
	1	SANDY SILT (ML); BROWN (10YR 4/5), MOIST SAND INCREASES DOWNWARDS TO 10% MED. TO FINE GRAINED, LOOSE, < 2% SUB-ANGULAR TO SUB-ROUNDED QTZ GRAVEL (0 - 1.3')					DESCRIPTIONS USING MUNSELL SOIL COLOR CHART AND UNIFIED SOIL CLASSIFICATION WATER USED FOR DRILLING FROM PLANT - CITY H ₂ O
	2	SANDY, GRAVELLY SILT (ML); YELLOWISH BROWN (10YR 5/4), MOIST, LOOSE TO MED. DENSE, < 5% V. FINE TO FINE SAND, 2-5% SUB-ROUNDED GRAVEL				5/5	DRILLED 4x6", DRY (0-39' BGL) SOIL CORE (0-300' BGL)
	3						
	4	(1.3 - 5.6)					

HTW DRILLING LOG (CONT.)

HOLE NO.
EW-14D

PROJECT
CPS

INSPECTOR
TODD EASY / ED PTAK

SHEET 2
OF 2 SHEETS 34

ELEV. a	DEPTH. b	DESCRIPTION OF MATERIALS c	FIELD SCREENING RESULTS d	GEOTECH SAMPLE OR CORE BOX NO. e	ANALYTICAL SAMPLE NO. i	BLOW COUNTS g	REMARKS h
		SANDY, GRAVELLY SILT (ML); SAME AS ABOVE					
		(1.3 - 5.6)					
	6	GRAVELLY SAND (SP); STRONG BROWN (7.5 YR 5/8) 2% GRAVEL - QTZ, SUB-ROUNDED, FINE TO COARSE SAND, < 2% SILT					
	7						
		(5.6 - 8.0)					
	8	SAND (SP); BROWNISH YELLOW (10YR 6/8), FINE GRAINED SAND TO COARSE, LOOSE, < 1% FINE GRAVEL - QTZ					
	9					10/10	
		(8 - 10.0)					
	10	SAND (SP); YELLOW (10YR 7/8), FINE GRAINED, LOOSE					
	11						
	12						
	13	2% SUB-ROUNDED AND ANGULAR QTZ GRAVEL AND IRON CONCRETIONS					
		SANDY GRAVEL (GP); UP TO 10% V. FINE TO COARSE SAND, ROUNDED TO ANGULAR GRAVEL UP TO 3", QTZ, GRANITIC, IRON CONCRETIONS					

5
6
7
8
9
10
11
12
13
14

HTW DRILLING LOG (CONT.)

HOLE NO.
EW-140

PROJECT
CPS

INSPECTOR
TOOO EMOY / ED PTAK

SHEET
OF 3 SHEETS *34*

ELEV. <small>a</small>	DEPTH. <small>b</small>	DESCRIPTION OF MATERIALS <small>c</small>	FIELD SCREENING RESULTS <small>d</small>	GEOTECH SAMPLE OR CORE BOX NO. <small>e</small>	ANALYTICAL SAMPLE NO. <small>l</small>	BLOW COUNTS <small>g</small>	REMARKS <small>h</small>
		<i>SANDY GRAVEL (GP); SAME AS ABOVE</i>				<i>19/10</i>	
						<i>6/10</i>	
		<i>ACCUMULATED LOST CORE</i>					

14
 15
 16
 17
 18
 19
 20
 21
 22
 23

HTW DRILLING LOG (CONT.)

HOLE NO.

EW-14D

PROJECT

CPS

INSPECTOR

TODD EBBY / ED PTAK

SHEET

OF 4 SHEETS 34

ELEV. a	DEPTH. b	DESCRIPTION OF MATERIALS c	FIELD SCREENING RESULTS d	GEOTECH SAMPLE OR CORE BOX NO. e	ANALYTICAL SAMPLE NO. f	BLOW COUNTS g	REMARKS h
		ACCUMULATED LOST CORE				6/10	
		SANDY GRAVEL (GP): SAME AS ABOVE					
		CLAY (CL): Pinkish gray (7.5YR 7/2) med plastic. (28'-28.5')				9.2/10	
		SAND (SP): ROODISH YELLOW (7.5YR 6/8) FINE GRAINED GRADING TO FINE TO MEDIUM. LOOSE					

FORM

MRK JUN 89 55-2

PROJECT

CPS

HOLE NO.

EW-14D

HTW DRILLING LOG (CONT.)

HOLE NO.

EW-14

PROJECT

CPS

INSPECTOR

TOOD EASY / ED PTAK

SHEET

5

OF

SHEETS 34

ELEV. a	DEPTH. b	DESCRIPTION OF MATERIALS c	FIELD SCREENING RESULTS d	GEOTECH SAMPLE OR CORE BOX NO. e	ANALYTICAL SAMPLE NO. f	BLOW COUNTS g	REMARKS h
		SAND (SP): SAME AS ABOVE					
		Sandy Gravel (GP): Sub rounded 50% gravel 40% fine - coarse sand loose				9.2 / 10	
		ACCUMULATED LOST CORE					
		sandy gravel (GP): same as above					end 5/3/06 begin 5/4/06
		sand (SP): red (2.5 YR 4/8) fine to med grading - loose, moist					
		sand (SP): strong brown (2.5 YR 5/8) with thin variations - gray (5YR 5/1) & light gray (5YR 7/1) fine to med. grading - loose, moist				10/10	
		SATURATED ↓					
		← 1/4" clay bands: light greenish gray high plasticity (10Y 7/1)					

FORM

MRK JUN 89 55-2

PROJECT

CPS

HOLE NO.

EW-140

HTW DRILLING LOG (CONT.)

HOLE NO. **EW-14D**

PROJECT **CPS**

INSPECTOR **Todd Eaby / Ed Stark**

SHEET **6**
OF SHEETS **34**

ELEV. a	DEPTH. b	DESCRIPTION OF MATERIALS c	FIELD SCREENING RESULTS d	GEOTECH SAMPLE OR CORE BOX NO. e	ANALYTICAL SAMPLE NO. i	BLOW COUNTS g	REMARKS h
		sand (SP); same as above					
				10/6		10/10	
		sand (SP); pinkish gray (10R 8/2) fine to med. grading moist					
		1" band sandy clay med. plastic light gray (6R 7/1) ←					
		(45'-47')				10/10	
		sand (SP); reddish yellow (7.5 YR 7/8) med → coarse grain grading, moist, loose variations → dark brown (7.5 YR 3/3)					
		1.2" dense clay ← band; light gray (7.5 YR 7/1)					

41
42
43
44
45
46
47
48
49
50

HTW DRILLING LOG (CONT.)

HOLE NO.
EW-140

PROJECT
CPS

INSPECTOR
Todd Eady / Edwin Ptok

SHEET
OF 7
SHEETS 34

ELEV. a	DEPTH. b	DESCRIPTION OF MATERIALS c	FIELD SCREENING RESULTS PID d	GEOTECH SAMPLE OR CORE BOX NO. e	ANALYTICAL SAMPLE NO. f	BLOW COUNTS g	REMARKS h
		sand (SP); same as above					
			0.0			10/10	
		clay (CL); pinkish gray (7.5 YR 7/2) medium plastic, dense (52.4' - 55')			EW-140 / 55 / 44.68 5/4/06 @ 0955 GROUNDWATER		USED ~ 65 GALLONS OF H ₂ O TO ADVANCE 6" FROM 45'-55' BGL
		sand (SP); reddish yellow (7.5 YR 6/6) fine - med. grained grading loose with thin dense clay bands; light gray (GREY 17) med. plastic	0.0			20/20	



HTW DRILLING LOG (CONT.)

HOLE NO.
EW-14D

PROJECT
CPS

INSPECTOR
Todd Eaby / Edwin Ptak

SHEET 8
OF SHEETS 34

ELEV. a	DEPTH. b	DESCRIPTION OF MATERIALS c	FIELD SCREENING RESULTS PID d	GEOTECH SAMPLE OR CORE BOX NO. e	ANALYTICAL SAMPLE NO. i	BLOW COUNTS g	REMARKS h
		sand (SP); same as above					
			0.0				
		(55'-62.7')					
		sand (SP); reddish brown (2.5 YR 4/4) fine → med. grained grad < 2% fine < 5% med. grain. loose				20 / 20	
			0.0				
		(62.7'-65.7')					
		sand (SP); reddish yellow (7.5 YR 6/8) fine-med grained grading 5% fine < 2% medium					
		- see next page -					

59
60
61
62
63
64
65
66
67
68

HTW DRILLING LOG (CONT.)

HOLE NO.

EW-140

PROJECT **CPS**

INSPECTOR **Todd Eaby / Edwin Pitek**

SHEET **9**
OF SHEETS **34**

ELEV. a	DEPTH. b	DESCRIPTION OF MATERIALS c	FIELD SCREENING RESULTS RESULTS P10 d	GEOTECH SAMPLE OR CORE BOX NO. e	ANALYTICAL SAMPLE NO. f	BLOW COUNTS g	REMARKS h
		sand (SP); gray (SYR 6/1), dark gray (SYR 4/1); brownish yellow (10YR 6/6) variations of above colors fine to coarse grained grading <2% fine 2% medium, 5% coarse micaceous → <2%	0.0				
		1/4" sandy clay med. plastic light gray (10YR 7/1)				20/20	
		(65.7' - 75')			EW-140/75/24681 5/4/06 @ 1135 groundwater		used 100 gals. H ₂ O to advance 6" cos. from 55' - 75'
		sand (SP); dark reddish brown SYR (3/3) med → coarse grained grading 5% coarse 2% med. moist, loose				18/20	

HTW DRILLING LOG (CONT.)

HOLE NO.
FW-14D

PROJECT
CPS

INSPECTOR
Todd Eaby / Edwin Prak

SHEET 10
OF SHEETS 34

ELEV. a	DEPTH. b	DESCRIPTION OF MATERIALS c	FIELD SCREENING RESULTS d	GEOTECH SAMPLE OR CORE BOX NO. e	ANALYTICAL SAMPLE NO. i	BLOW COUNTS g	REMARKS h
		(75'-78')					
		sand (SP); strong brown (7.5YR 5/6) and reddish yellow (7.5YR 7/6) and pale brown (10YR 6/3) and light gray (7.5YR 7/1) -medium to coarse grain grading 2% med. 5% coarse	0.0				
			0.0				

HTW DRILLING LOG (CONT.)

HOLE NO.
EW-14D

PROJECT

INSPECTOR

SHEET 11
OF SHEETS 34

ELEV. a	DEPTH. b	DESCRIPTION OF MATERIALS c	FIELD SCREENING RESULTS d	GEOTECH SAMPLE OR CORE BOX NO. e	ANALYTICAL SAMPLE NO. f	BLOW COUNTS g	REMARKS h
		Sand (sp): same as above ↓					
			0.0				
					EW-14D/95/4.68 5/4/06 @ 1350 Groundwater		USED ~150 RAVERS TO ADVANCE 6" CASING FROM 75-95' BAL

86
87
88
89
90
91
92
93
94
95

(78' - 95')

0.0

HTW DRILLING LOG (CONT.)

HOLE NO.

EW-14D

PROJECT

INSPECTOR

SHEET 12

OF SHEETS 34

ELEV. a	DEPTH. b	DESCRIPTION OF MATERIALS c	FIELD SCREENING RESULTS RESULTS d	GEOTECH SAMPLE OR CORE BOX NO. e	ANALYTICAL SAMPLE NO. f	BLOW COUNTS g	REMARKS h
		sand (SP): light gray (7.5YR 7/1) and reddish yellow (7.5YR 7/8) and yellowish red (5YR 5/8) fine to coarse grained grading loose, more coarse w/depth → 109.5' ↓	0.0			18/20	
			0.0			18/20	
					EW-14D/105 / -5.3' 5-4-06 @ 1627 GROUNDWATER SAMPLE		USED 700 GALLONS OF H ₂ O TO NOISE 6" CASING FROM 95-105' OAL

95
 96
 97
 98
 99
 100
 101
 102
 103
 104

HTW DRILLING LOG (CONT.)


HOLE NO.
EW-140

PROJECT
CPS

INSPECTOR
TDE / EVP

SHEET **13**
OF SHEETS **34**

ELEV. a	DEPTH. b	DESCRIPTION OF MATERIALS c	FIELD SCREENING RESULTS d	GEOTECH SAMPLE OR CORE BOX NO. e	ANALYTICAL SAMPLE NO. i	BLOW COUNTS g	REMARKS h
		sand (SP); same as above <div style="text-align: center;">↓</div>			Ground WATER SAMPLE →		
						18/ 20	
		(95'-109')					
		clay (CL); pinkish gray (5YR 6/2) and black (5YR 2.5/1) compact, dense very stiff, dry - maroon nodules				18/ 20	



HTW DRILLING LOG (CONT.)

HOLE NO.
EW-14D

PROJECT
CPS

INSPECTOR
TOE/EVP

SHEET 14
OF SHEETS 34

ELEV. a	DEPTH. b	DESCRIPTION OF MATERIALS c	FIELD SCREENING RESULTS d	GEOTECH SAMPLE OR CORE BOX NO. e	ANALYTICAL SAMPLE NO. f	BLOW COUNTS g	REMARKS h
		Accumulated lost core				18/20	
		(109' - 115.5')					
		sand (SP); yellowish red (5YR 5/6) and reddish yellow (5YR 7/8) silty, fine - coarse grained grading loose thin clay layers (CL); light gray (5YR 7/1)				20/20	
		(115.5 - 119.5')					
		sand (SP); brownish yellow (10YR 6/6) and light gray (10YR 7/1) fine - medium grained				20/20	

HTW DRILLING LOG (CONT.)

HOLE NO.
EW-14D

PROJECT **CPS**

INSPECTOR **TOE/EVP**

SHEET **15**
OF SHEETS **34**

ELEV. a	DEPTH. b	DESCRIPTION OF MATERIALS c	FIELD SCREENING RESULTS d	GEOTECH SAMPLE OR CORE BOX NO. e	ANALYTICAL SAMPLE NO. f	BLOW COUNTS g	REMARKS h
		sand (sp): same as above					
		(119.5' - 124.5')					
		sand (sp) light gray (10YR 7/1) fine grained - med. grained w/ silt loose contains thin clay beds (CL); light gray (10YR 7/1) <5% silt 2% sand					
					Ground water sample ↓		

122
123
124
125
126
127
128
129
130
131

HTW DRILLING LOG (CONT.)

HOLE NO.
EW-14D

PROJECT
CPS

INSPECTOR
TDE / EVP

SHEET **16**
OF SHEETS **34**

ELEV. a	DEPTH. b	DESCRIPTION OF MATERIALS c	FIELD SCREENING RESULTS d	GEOTECH SAMPLE OR CORE BOX NO. e	ANALYTICAL SAMPLE NO. f	BLOW COUNTS g	REMARKS h
		sand (SP): same as above ↓					
		clay (CL): light gray (10YR 7/2) dense very thick.				20/20	
					EW-14D/135/-35.3 5/5/06 @ GROUND WATER SAMPLE		USED ~100 GALLONS TO ADVANCE 6" CASING FROM 115 - 135' BGL end 5/4/06
							begin 5/5/06
						19.5/20	
		(133'-139')					
		sand (SP): gray (5YR 6/1) med. to coarse grained grading loose					

HTW DRILLING LOG (CONT.)

HOLE NO.

EW-14D

PROJECT

CPS

INSPECTOR

TDE/EVP

SHEET 17

OF SHEETS 31

ELEV. a	DEPTH. b	DESCRIPTION OF MATERIALS c	FIELD SCREENING RESULTS d	GEOTECH SAMPLE OR CORE BOX NO. e	ANALYTICAL SAMPLE NO. f	BLOW COUNTS g	REMARKS h
		sand (SP): same as above ↓	0.0				
		Interbedded sand (SP): light gray (5YR 7/1) fine-med grained grading some silt <2% silt 5% sand, loose → clay (CL): pinkish gray (5YR 6/2) dense very little silt <2% (141.4' - 143.8')				19.5/20	
		sand (SP): color variations [reddish brown (5YR 5/3), light gray (5YR 7/1), reddish yellow (5YR 7/2), and light brown (7.5YR 6/3)] fine to coarse grained grad. w/ some silt grains coarsen w/ depth <2% silt 5% sand	0.0				
		→ 1.5" clay (CL); light gray (7.5YR 7/1) soft med. plastic				19.5/20	

FORM

MRK JUN 89 55-2

PROJECT

CPS

HOLE NO.

EW-14D

HTW DRILLING LOG (CONT.)

HOLE NO.
EW-140

PROJECT
CPS

INSPECTOR
TD E/EVP

SHEET 18
OF SHEETS 34

ELEV. a	DEPTH. b	DESCRIPTION OF MATERIALS c	FIELD SCREENING RESULTS d	GEOTECH SAMPLE OR CORE BOX NO. e	ANALYTICAL SAMPLE NO. f	BLOW COUNTS g	REMARKS h
		Sand (SP); same as above. ↓ (143.8' - 151.5')	0.0			19.5 / 20	
		clay (CL); light gray w/ reddish brown variation (7.5YR 7/1 & 5YR 5/3) dense med. plastic (151.5' - 152.5')					
		sand (SP); pinkish gray (7.5YR 6/2) med grained, micaceous <2% w/ some silt <2% (152.5' - 156.4')					
		accumulated lost core					used ~100 gals to advance 6" casing → 155' BGL
					EW-140/155/-553 5/5/06 @ 1035 Groundwater sample	19.5 / 20	
		sand (SP); reddish brown (5YR 5/4) - med grained loose <2% mica with clay (CL) light gray (5YR 7/1) (156.4' - 157')					
		sand (SW); mixed color variation: reddish yellow (7.5YR 7/4) and light brown (7.5YR 6/4) and dark gray (7.5YR 4/1) fine to med. grained grading, loose ↓				18 / 20	

HTW DRILLING LOG (CONT.)

HOLE NO.
EW-14D
SHEET 19
OF SHEETS 34

PROJECT *CPS*

INSPECTOR *TDE/EVP*

ELEV. a	DEPTH. b	DESCRIPTION OF MATERIALS c	FIELD SCREENING RESULTS d	GEOTECH SAMPLE OR CORE BOX NO. e	ANALYTICAL SAMPLE NO. f	BLOW COUNTS g	REMARKS h
------------	-------------	-------------------------------	------------------------------	-------------------------------------	----------------------------	------------------	--------------

		<p><i>sand (sw): same as above</i></p> <p style="font-size: 2em;">↓</p>	<p><i>(PID)</i> 0.0</p>			<p><i>18/20</i></p> <p style="margin-top: 200px;"><i>18/20</i></p>	
--	--	---	-----------------------------	--	--	--	--

158

159

160

161

162

163

164

165

166

167


HTW DRILLING LOG (CONT.)

HOLE NO.
EW-14D
SHEET 30
OF SHEETS 34

PROJECT
CPS

INSPECTOR
TDE/EVP

ELEV. a	DEPTH. b	DESCRIPTION OF MATERIALS c	FIELD SCREENING RESULTS d	GEOTECH SAMPLE OR CORE BOX NO. e	ANALYTICAL SAMPLE NO. f	BLOW COUNTS g	REMARKS h
		Sand (Sw) same as above	(P.D.)				
			0.0			18/20	
		thin clay (cl) bed ← light gray (7.5YR 7/1) soft - med. plastic					
		accumulated lost core	0.0		EW-14D/175/-75.3 5/5/06 ©	18/20	
						19/20	



HTW DRILLING LOG (CONT.)

HOLE NO.
EW-140

PROJECT
CPS

INSPECTOR
TDE/EVP

SHEET 21
OF SHEETS 34

ELEV. a	DEPTH. b	DESCRIPTION OF MATERIALS c	FIELD SCREENING RESULTS d	GEOTECH SAMPLE OR CORE BOX NO. e	ANALYTICAL SAMPLE NO. f	BLOW COUNTS g	REMARKS h
		Sand (SW); same as above	(P10)				
		(157' - 179')					
		Sand (SW); variation in color → strong brown (7.5 YR 5/6) and light gray (2.5 YR 7/1) and reddish yellow (7.5 YR 7/6) fine - medium grained grading - loose micaceous < 2%	0.0				
		↓					
			0.0				

176
177
178
179
180
181
182
183
184
185

HTW DRILLING LOG (CONT.)

HOLE NO.
EW-14D

PROJECT
CPS

INSPECTOR
TDE/EVP

SHEET 22
OF SHEETS 34

ELEV. a	DEPTH. b	DESCRIPTION OF MATERIALS c	FIELD SCREENING RESULTS d	GEOTECH SAMPLE OR CORE BOX NO. e	ANALYTICAL SAMPLE NO. f	BLOW COUNTS g	REMARKS h
			0.0				
		(179'-186')					
		sand (sw): reddish yellow (5YR 6/6) fine - med. grained grading w/ some mica < 2% loose				17/ 20	
			0.0				
						19/ 20	

185
186
187
188
189
190
191
192
193
194

HTW DRILLING LOG (CONT.)

HOLE NO.
EW-140

PROJECT CPS

INSPECTOR TDE/EVP

SHEET 23
OF SHEETS 34

ELEV. a	DEPTH. b	DESCRIPTION OF MATERIALS c	FIELD SCREENING RESULTS d	GEOTECH SAMPLE OR CORE BOX NO. e	ANALYTICAL SAMPLE NO. i	BLOW COUNTS g	REMARKS h
		<i>accumulated lost core</i>					
		<i>(186' - 195')</i>					
		<i>Sand (sw); light gray (SYR 7/1) fine-med. grained grading w/ some mica <2% loose rounded to sub rounded</i> <i>↓</i>	0.0		<i>EW-140/15/915 5/5/06 @ 1605 Groundwater</i>	<i>19/20</i>	<i>used ~150 gals. to advance 6" casing 195'</i>
						<i>18/20</i>	
			0.0				
		<i>(195' - 201')</i>					
		<i>Sand (SP); variation - light gray (SYR 7/1) and light brown (S. SYR 6/3) fine-med grained w/ some silt <2% silt 5% sand some mica</i> <i>↓</i>					

194
195
196
197
198
199
200
201
202
203

HTW DRILLING LOG (CONT.)

HOLE NO.
EW-14D

PROJECT **CPS**

INSPECTOR **T DE/ENF**

SHEET **24**
OF SHEETS **34**

ELEV. a	DEPTH. b	DESCRIPTION OF MATERIALS c	FIELD SCREENING RESULTS RESULTS d	GEOTECH SAMPLE OR CORE BOX NO. e	ANALYTICAL SAMPLE NO. f	BLOW COUNTS g	REMARKS h
		Sand (SP): same as above ↓ (201' - 204')					
		silty sand (SM), reddish brown (SYR 5/3) w/ some clay - light gray (SYR 7/1) fine - med sand grading < 20% silt, < 2% clay, 5% sand med. plastic	0.0			18/20	
		(204' - 206') silty sand (SM) silty clay (SC); reddish brown (SYR 5/3) & reddish yellow (SYR 7/2) fine to med grained w/ silt < 2% silt 25% sand - with interbedded clay layers of dark gray (SYR 4/1) & light gray (SYR 7/1)					
		↓					
			0.0			18/20	

HTW DRILLING LOG (CONT.)

HOLE NO.
EW-140
SHEET 25
OF SHEETS 34

PROJECT **CPS**

INSPECTOR **EVP**

ELEV. a	DEPTH. b	DESCRIPTION OF MATERIALS c	FIELD SCREENING RESULTS RESULTS PID d	GEOTECH SAMPLE OR CORE BOX NO. e	ANALYTICAL SAMPLE NO. f	BLOW COUNTS g	REMARKS h
		Silty sand (SM): same as above ↓	0.0				
		accumulated lost core				18/20	
		Silty sand (SM); reddish yellow (STR 7/8) sub rounded < 2% silt & mica fine-mod. grained sand					end 5/5/06 used ~150 gals. to advance 6" casing 195'-215'
			0.0			18/19	begin 5/6/06
		thin 1/4" clay (CL): light gray (STR 7/1)					
							difficulty advancing 4" core @ 220' BGL ←

212
213
214
215
216
217
218
219
220
221

HTW DRILLING LOG (CONT.)

HOLE NO.

EW-140

PROJECT

CPS

INSPECTOR

EVP

SHEET 26

OF SHEETS 34

ELEV. a	DEPTH. b	DESCRIPTION OF MATERIALS c	FIELD SCREENING RESULTS d	GEOTECH SAMPLE OR CORE BOX NO. e	ANALYTICAL SAMPLE NO. f	BLOW COUNTS g	REMARKS h
		clay (CL): reddish brown (5YR 5/3) and dark gray (5YR 7/1) variation med. plastic w/some silt < 2% silt	(PLD)				
		clay (CL): very dark gray (6.5Y 1/3) w/some silt < 2% silt; very thick, dense clay contains 2% fine grained sand - light gray (5YR 7/1) very little decay wood frags.				18/19	
			0.0				
						18/19	
			0.0				

221
222
223
224
225
226
227
228
229
230

HTW DRILLING LOG (CONT.)


HOLE NO.
EW-14D

PROJECT CPS

INSPECTOR ZVP

SHEET 27
OF SHEETS 34

ELEV. a	DEPTH. b	DESCRIPTION OF MATERIALS c	FIELD SCREENING RESULTS d	GEOTECH SAMPLE OR CORE BOX NO. e	ANALYTICAL SAMPLE NO. f	BLOW COUNTS g	REMARKS h
		clay (CL): same as above ↓	(PID) 0.0				
						18/19	
							stopped @ 234' due to difficulty in drilling
						9.5/10	



HTW DRILLING LOG (CONT.)

HOLE NO.
EW-14D
SHEET 28
OF SHEETS 34

PROJECT CPS

INSPECTOR ZUP

ELEV. a	DEPTH. b	DESCRIPTION OF MATERIALS c	FIELD SCREENING RESULTS d	GEOTECH SAMPLE OR CORE BOX NO. e	ANALYTICAL SAMPLE NO. f	BLOW COUNTS g	REMARKS h
		clay (CL): same as above ↓ (222.5' - 245.1') accumulated lost core	(Pd)			9.5/10	
		silty sand (SM): reddish brown (5YR 3/3) w/ variations of yellowish red (5YR 5/3) and light gray (5YR 7/1) and red (2.5YR 4/3) fine to med. grained grading 22% silt 75% sand				15/20	

239
240
241
242
243
244
245
246
247
248

HTW DRILLING LOG (CONT.)

HOLE NO.
EW-140

PROJECT *CBS*

INSPECTOR *EUP*

SHEET *29*
OF SHEETS *34*

ELEV. a	DEPTH. b	DESCRIPTION OF MATERIALS c	FIELD SCREENING RESULTS d <i>PID</i>	GEOTECH SAMPLE OR CORE BOX NO. e	ANALYTICAL SAMPLE NO. f	BLOW COUNTS g	REMARKS h
		<p><i>silty sand (SM): same as above</i></p>				<p><i>15/20</i></p> <p><i>15/20</i></p>	

HTW DRILLING LOG (CONT.)

HOLE NO.
EW-140

PROJECT
CPS

INSPECTOR
EVP

SHEET 30
OF SHEETS 34

ELEV. a	DEPTH. b	DESCRIPTION OF MATERIALS c	FIELD SCREENING RESULTS d	GEOTECH SAMPLE OR CORE BOX NO. e	ANALYTICAL SAMPLE NO. f	BLOW COUNTS g	REMARKS h
			(P.D.)			(P.C.)	
						15/20	
		accumulated lost core	0.0			15/20	
					EW-140/265-165.3 5/6/06 @ 145.2 Groundwater		used ~ 200 gals to advance 6" casing → 263
		silty sand (SM): reddish brown (5YR5/5) fine to med. grained grading 25% silt 5% sand	0.0			15/15	15

HTW DRILLING LOG (CONT.)

HOLE NO.
EW-140

PROJECT
CPS

INSPECTOR
EVP

SHEET 31
OF SHEETS 34

ELEV. a	DEPTH. b	DESCRIPTION OF MATERIALS c	FIELD SCREENING RESULTS d	GEOTECH SAMPLE OR CORE BOX NO. e	ANALYTICAL SAMPLE NO. f	BLOW COUNTS g	REMARKS h
		silty sand (SM): same as above <div style="text-align: center;">↓</div>					
		(245' - 270')				15/15	
		clay (CL): pinkish gray (5YR 7/2) <2% silt red. plastic w/some mica					
		(270' - 273.5')				15/15	
		clay (CL): Very dark gray (4EY1 7/3) w/ some sand light gray (5YR 7/1) <2% sand fine grained					

HTW DRILLING LOG (CONT.)

HOLE NO.
EW-140

PROJECT
CPS

INSPECTOR
EVP

SHEET 32
OF SHEETS 34

ELEV. a	DEPTH. b	DESCRIPTION OF MATERIALS c	FIELD SCREENING RESULTS d	GEOTECH SAMPLE OR CORE BOX NO. e	ANALYTICAL SAMPLE NO. f	BLOW COUNTS g	REMARKS h
	↓	clay (cl); same as above ↓	(10)			15/15	
					did not sample due to materials encountered	18/20	

275
276
277
278
279
280
281
282
283
284

HTW DRILLING LOG (CONT.)

HOLE NO. **EW-140**
 SHEET **33**
 OF SHEETS **34**

PROJECT **CPS**

INSPECTOR **EVP**

ELEV. a	DEPTH. b	DESCRIPTION OF MATERIALS c	FIELD SCREENING RESULTS d	GEOTECH SAMPLE OR CORE BOX NO. e	ANALYTICAL SAMPLE NO. f	BLOW COUNTS g	REMARKS h
		clay (CL) same as above <div style="text-align: center;">↓</div>	0.0				
		(273.5' - 289') clay (CL); very dark gray (CLAY 13/3) w/ sand < 5% fine grained sand very thick, dense				18/20	
		sulfur odor ← @ 290.5' BGL	8.7			18/20	

HTW DRILLING LOG (CONT.)

HOLE NO.
EW-14D

PROJECT
CPS

INSPECTOR
EVP

SHEET 34
OF SHEETS 34

ELEV. a	DEPTH. b	DESCRIPTION OF MATERIALS c	FIELD SCREENING RESULTS d	GEOTECH SAMPLE OR CORE BOX NO. e	ANALYTICAL SAMPLE NO. f	BLOW COUNTS g	REMARKS h
		clay(CL): same as above					
			14.5			18/20	
		accumulated lost core (289'-300')			could not sample due to materials encountered (thick clay)		
		TD @ 300' BGL					end drilling 5/6/06

APPENDIX E

Monitoring Well Construction Logs

MONITORING WELL CONSTRUCTION LOG FORM POLYCHEMICAL SUPERFUND SITE

WELL NUMBER: <i>EW-4D</i>	COORDINATES: <i>Nothing 14268.505 Easting 2154585.547</i>	ELEVATION: <i>161.77</i>	REFERENCE POINT: <i>ground</i>
		DEPTH <i>BGL</i>	ELEVATION <i>AMSL</i>
<p>LOCKING CAP</p> <p>VENT HOLE</p> <p>CAP</p> <p>STEEL PROTECTION RISER</p> <p>TOP OF RISER</p> <p>DRAIN HOLE</p> <p>GROUND SURFACE</p> <p>0</p>			
<p>ANTIPERCOLATION COLLAR</p> <p>MATERIAL: <i>concrete</i></p> <p>QUANTITY: <i>8-80 lbs. bags</i></p> <p>BOTTOM OF SURFACE CASING</p>			
<p>RISER CASING</p> <p>DIAMETER: <i>2 1/4 ID</i></p> <p>TYPE: <i>sch. 80 PVC</i></p>			
<p>GROUT</p> <p>TYPE: <i>consol typ I-II portland cement + 2-5% bentonite</i></p> <p>QUANTITY: <i>25-74 lbs. bags</i></p>			
<p>FINE SAND</p> <p>TYPE: <i>us silica-filpro® qtz. sand 000 mesh</i></p> <p>QUANTITY: <i>25 lbs.</i></p> <p>TOP OF FINE SAND</p> <p>278'</p>			
<p>BENTONITE SEAL</p> <p>TYPE: <i>catco - pure gold bentonite chips</i></p> <p>QUANTITY: <i>1-50 lbs. bag</i></p> <p>TOP OF BENTONITE SEAL</p> <p>279'</p>			
<p>FINE SAND</p> <p>TYPE: <i>us silica-filpro® qtz sand, 000 mesh</i></p> <p>QUANTITY: <i>25 lbs.</i></p> <p>TOP OF SAND</p> <p>282'</p> <p>TOP OF FILTER PACK</p> <p>283'</p>			
<p>WELL SCREEN</p> <p>DIAMETER: <i>2 1/4 ID</i></p> <p>TYPE: <i>sch. 80 PVC</i></p> <p>SLOT SIZE: <i>.010</i></p> <p>TOP OF SCREEN</p> <p>285'</p>			
<p>FILTER PACK</p> <p>TYPE: <i>us silica-filpro® qtz sand # 40 mesh</i></p> <p>QUANTITY: <i>4-50 lbs. bags</i></p>			
<p>BOREHOLE DIA: <i>6"</i></p>			
<p>PVC THREADED END CAP</p> <p>Fine Sand: type: <i>us silica-filpro® qtz sand, # 000 mesh</i></p> <p>quantity: <i>25 lbs.</i></p> <p>Stainless steel centralizer</p> <p>PVC end cap</p> <p>BOTTOM OF SCREEN</p> <p>293'</p> <p>BOTTOM OF HOLE</p> <p>296'</p> <p>Bottom of sand pack</p> <p>Bottom of fine sand</p> <p>297'</p> <p>Bottom of borehole</p> <p>325'</p>			

MONITORING WELL CONSTRUCTION LOG FORM POLYCHEMICAL SUPERFUND SITE

WELL NUMBER: EW-110

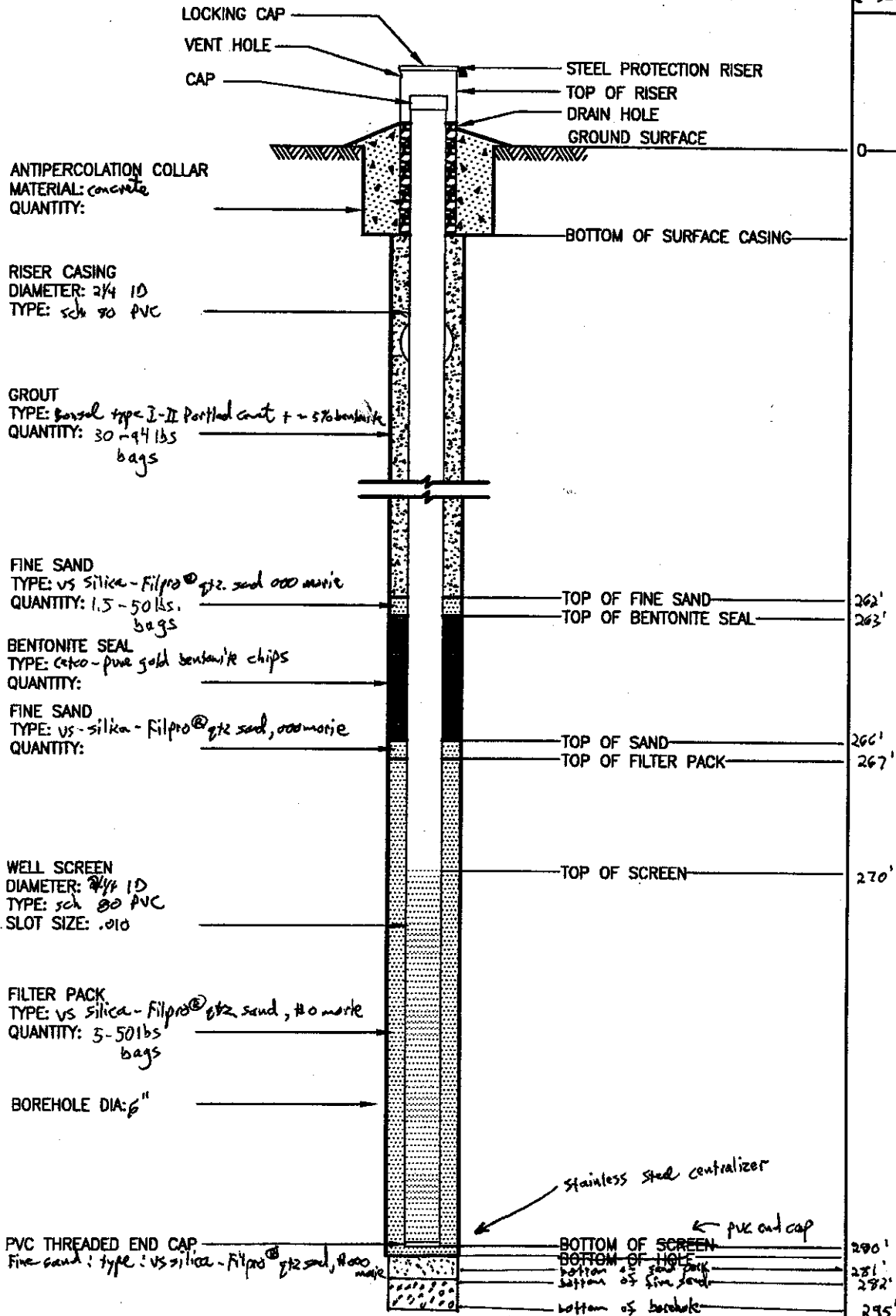
COORDINATES: Northing 193993.198 Easting 2155316.978

ELEVATION: 165.33

REFERENCE POINT: 5mm

DEPTH

ELEVATION (ASL)



ANTIPERCOLATION COLLAR
MATERIAL: concrete
QUANTITY:

RISER CASING
DIAMETER: 2 1/4 ID
TYPE: sch 80 PVC

GROUT
TYPE: portland type I-II portland cement + 5% bentonite
QUANTITY: 30-44 lbs
bags

FINE SAND
TYPE: vs silica - Filpro #12 sand #00 mortar
QUANTITY: 1.5-50 lbs.
bags

BENTONITE SEAL
TYPE: catco - pure gold bentonite chips
QUANTITY:

FINE SAND
TYPE: vs silica - Filpro #12 sand #00 mortar
QUANTITY:

WELL SCREEN
DIAMETER: 2 1/4 ID
TYPE: sch 80 PVC
SLOT SIZE: .010

FILTER PACK
TYPE: vs silica - Filpro #12 sand #00 mortar
QUANTITY: 3-50 lbs
bags

BOREHOLE DIA: 6"

PVC THREADED END CAP
Fine sand: type: vs silica - Filpro #12 sand #00 mortar

Bore hole abundant
type: catco - pure gold bentonite chips
quantity: 1-50 lbs bag

MONITORING WELL CONSTRUCTION LOG FORM POLYCHEMICAL SUPERFUND SITE

WELL NUMBER: EW-14D

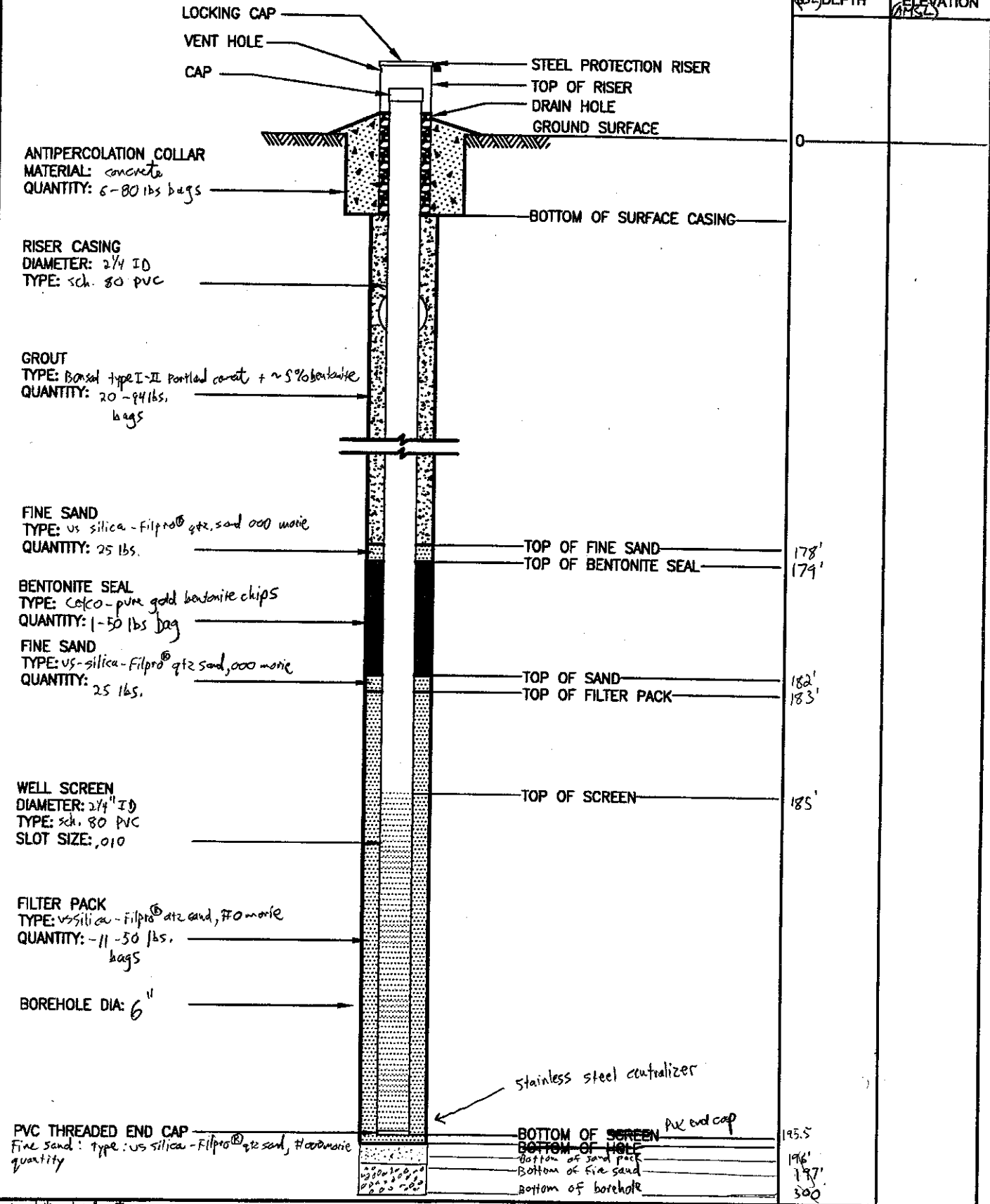
COORDINATES: Northing 191632.016 Easting 2150477.193

ELEVATION: 102.13

REFERENCE POINT: Ground

DEPTH

ELEVATION



PVC THREADED END CAP
Fine sand: Type: us silica - Filpro #2 sand, #00 mesh
quantity

stainless steel centralizer
BOTTOM OF SCREEN
BOTTOM OF HOLE
Bottom of sand pack
Bottom of fine sand
Bottom of borehole

Borehole abradant
Type: Cotco - pure gold bentonite chips
quantity: 21-50 lbs. bags

APPENDIX F

NYSDEC Well Completion Logs

County NASSAU

Well Number N-13563

COMPLETION REPORT—LONG ISLAND WELL

OWNER <u>Claremont Poly Chem Superfund Site</u>		*LOG	
ADDRESS <u>505 Winding Road Old Bethpage NY 11064</u>		Ground surface is located ___ Ft. above/below (+)(-) MSL	
LOCATION OF WELL <u>EW-4D</u>		Top of casing is located ___ Ft. above/below (+)(-) MSL	
DEPTH OF WELL BELOW SURFACE <u>295</u>		DEPTH TO GROUNDWATER FROM SURFACE <u>95.7</u>	
CASINGS			
DIAMETER <u>6</u> in. <u>2.5</u> in. in. in.			
LENGTH <u>325</u> ft. <u>285</u> ft. ft. ft.			
SEALING <u>C/B grout</u>		CASINGS REMOVED <u>6"</u>	
SCREENS			
MAKE <u>PVC Bore Longyear</u>		OPENINGS <u>.010</u>	
DIAMETER <u>2.5</u> in. in. in. in.			
LENGTH <u>10</u> ft. ft. ft. ft.			
DEPTH TO TOP FROM TOP OF CASING <u>285</u>			
PUMPING TEST			
DATE <u>N/A</u>		TEST OR PERMANENT PUMP?	
DURATION OF TEST days hours		MAXIMUM DISCHARGE gallons per min.	
STATIC LEVEL PRIOR TO TEST ft. in. below top of casing		LEVEL DURING MAXIMUM PUMPING ft. in. below top of casing	
MAXIMUM DRAWDOWN ft.		Approximate time of return to normal level after cessation of pumping hours min.	
PUMP INSTALLED			
TYPE <u>N/A</u>		MAKE	MODEL NUMBER
MOTIVE POWER		MAKE	H.P.
CAPACITY g.p.m. against		ft. of discharge head	
NUMBER OF BOWLS OR STAGES		ft. of total head	
DROP LINE		SUCTION LINE	
DIAMETER <u>N/A</u> in.		DIAMETER <u>N/A</u> in.	
LENGTH ft.		LENGTH ft.	
METHOD OF DRILLING <input type="checkbox"/> rotary <input type="checkbox"/> cable tool <input checked="" type="checkbox"/> other <u>Swirl</u>		USE OF WATER <u>Monitoring</u>	
WORK STARTED <u>5/11/06</u>		COMPLETED <u>5/16/06</u>	
DATE <u>6/20/06</u>	DRILLER <u>Dorshing</u>	REGISTRATION NO. <u>11663</u>	
* NOTE: Show log of well materials encountered, with depth below ground surface, water bearing beds and water levels in each, casings, screens, pump, additional pumping tests and other matters of interest. Describe repair job. See instructions as to Well Driller's Registration and Reports.			

TOP OF WELL
 SAND
 SILTY SAND
 W
 OCC.
 CLAY
 STRINGERS
 C/B
 grout
 276
 But
 cups
 282
 285
 H.O.
 sand
 287
 Bent
 cups
 325

County Softolk

Well Number S-125212

COMPLETION REPORT—LONG ISLAND WELL

OWNER <u>Claremont Poly Chem Superfund Site</u>		*LOG	
ADDRESS <u>505 Winding Rd Old Bethpage NY 11804</u>		Ground surface is located ___ Ft. above/below (+)(-) MSL	
LOCATION OF WELL <u>EW-11D in field to east of facility</u>		Top of casing is located ___ Ft. above/below (+)(-) MSL	
DEPTH OF WELL BELOW SURFACE <u>280</u>	DEPTH TO GROUNDWATER FROM SURFACE <u>98.2</u>	TOP OF WELL	
CASINGS			
DIAMETER <u>6 in. 2.5 in. </u>		SAND Silty SAND W OCC CLAY STRINGS	
LENGTH <u>295 ft. 270 ft. </u>			
SEALING <u>CB GROUT</u>	CASINGS REMOVED <u>6"</u>		
SCREENS			
MAKE <u>PVC BOART LINGHEAR</u>		OPENINGS <u>.010</u>	
DIAMETER <u>2.5 in. </u>		CB GRT	
LENGTH <u>10 ft. </u>			
DEPTH TO TOP FROM TOP OF CASING <u>270</u>			
PUMPING TEST			
DATE <u>N/A</u>		TEST OR PERMANENT PUMP?	
DURATION OF TEST days hours		MAXIMUM DISCHARGE gallons per min.	
STATIC LEVEL PRIOR TO TEST ft. in. below top of casing		LEVEL DURING MAXIMUM PUMPING ft. in. below top of casing	
MAXIMUM DRAWDOWN ft.	Approximate time of return to normal level after cessation of pumping hours min.		
PUMP INSTALLED			
TYPE <u>N/A</u>	MAKE	MODEL NUMBER	
MOTIVE POWER	MAKE	H.P.	
CAPACITY g.p.m. against		ft. of discharge head	
NUMBER OF BOWLS OR STAGES		ft. of total head	
DROP LINE		SUCTION LINE	
DIAMETER <u>N/A</u> in.		DIAMETER <u>N/A</u> in.	
LENGTH ft.		LENGTH ft.	
METHOD OF DRILLING <input type="checkbox"/> rotary <input type="checkbox"/> cable tool <input checked="" type="checkbox"/> other <u>SMC</u>		USE OF WATER <u>Monitoring</u>	
WORK STARTED <u>5/12/06</u>		COMPLETED <u>5/19/06</u>	
DATE <u>6/20/06</u>	DRILLER <u>Ke P. Wade</u>	REGISTRATION NO. <u>1003</u>	
* NOTE: Show log of well materials encountered, with depth below ground surface, water bearing beds and water levels in each, casings, screens, pump, additional pumping tests and other matters of interest. Describe repair job. See instructions as to Well Driller's Registration and Reports.			
		260 fine sand 261 Best SOAK 267 270 No SAND 282 Best Clips 295	

County Suffolk

Well Number 5-124772

COMPLETION REPORT—LONG ISLAND WELL

OWNER <u>Claremont Poly Chem Superfund Site</u>		*LOG Ground Surface	
ADDRESS <u>505 Winding Road Old Bethpage NY</u>		EL. _____ ft. above sea	
LOCATION OF WELL <u>RW-19D</u>		_____ ft.	
DEPTH OF WELL BELOW SURFACE <u>195</u>	DEPTH TO GROUNDWATER FROM SURFACE <u>39.7</u>		
CASINGS			
DIAMETER <u>6</u> in. <u>2.5</u> in. _____ in. _____ in.			
LENGTH <u>300</u> ft. <u>185</u> ft. _____ ft. _____ ft.			
SEALING <u>C/B 9' ROOT</u>		CASINGS REMOVED <u>6"</u>	
SCREENS			
MAKE <u>PVC BOARD LONGPARK</u>		OPENINGS <u>.010</u>	
DIAMETER <u>2.5</u> in. _____ in. _____ in. _____ in.			
LENGTH <u>10</u> ft. _____ ft. _____ ft. _____ ft.			
DEPTH TO TOP FROM TOP OF CASING <u>185</u>			
PUMPING TEST			
DATE <u>N/A</u>		TEST OR PERMANENT PUMP?	
DURATION OF TEST days _____ hours		MAXIMUM DISCHARGE gallons per min.	
STATIC LEVEL PRIOR TO TEST ft. _____ in. below top of casing		LEVEL DURING MAXIMUM PUMPING in. below top of casing	
MAXIMUM DRAWDOWN ft.		Approximate time of return to normal level after cessation of pumping hours _____ min.	
PUMP INSTALLED			
TYPE <u>N/A</u>	MAKE	MODEL NUMBER	
MOTIVE POWER	MAKE	H.P.	
CAPACITY g.p.m. against		ft. of discharge head	
NUMBER OF BOWLS OR STAGES		ft. of total head	
DROP LINE		SUCTION LINE	
DIAMETER <u>N/A</u> in.		DIAMETER <u>N/A</u> in.	
LENGTH _____ ft.		LENGTH _____ ft.	
METHOD OF DRILLING <input type="checkbox"/> rotary <input type="checkbox"/> cable tool <input checked="" type="checkbox"/> other <u>SMIC</u>		USE OF WATER <u>Monitoring</u>	
WORK STARTED <u>5/1/06</u>		COMPLETED <u>5/7/06</u>	
DATE <u>6/20/06</u>	DRILLER <u>Drexler</u>	REGISTRATION NO. <u>1003</u>	
* NOTE: Show log of well materials encountered, with depth below ground surface, water bearing beds and water levels in each, casings, screens, pump, additional pumping tests and other matters of interest. Describe repair job. See instructions as to Well Driller's Registration and Reports.			

TOP OF WELL
 SAND
 silty
 SAND
 w
 OLC
 CLAY
 stringers
 C/B
 9' ROOT
 176'±
 Bent
 Chps
 182'±
 185
 #0
 185
 Bent
 Chps
 300

APPENDIX G

Groundwater Sampling Logs

Groundwater Sampling Log						
Claremont Polychemical Superfund Site						
Date	01/06/06	Sampler	CAH			
Well ID	EW-2D	WQ Meter	Horiba U-22 (site)			
Screen Int Dth (ft bgs)	150-155	PID	2020 Photovac (site)			
Screen Int El (ft amsl)	8-3	Pump	1/2 HP			
Purge Start	1008					
Purge End	1125					
Flow Rate (gal/min)	15					
Purge Vol (gal)	1155					
Drill vol interval (gal)	150					
PID (ppm)	42.5					
Sample	2 HCl VOAs for VOCs					
Sample Time	1125					
Comments	38° overcast					
	air bubbles coming up discharge, tried flushing line					
	small bubbles forming in tubing and flow thru, appears to be offgassing					
	air bubbles interfering w/ tur readings					
	taped joints at 1050 on pump discharge to stop air bubbles					
	taping didn't help					
	sample appears to be effervescing					
Time	pH	Con	Tur	DO	Temp	ORP
<i>5 min</i>	± 0.1	± 0.020 mS/cm	<50 NTU	0.1 or 10%	± 0.5 °C	± 10 mV
1015	5.30	0.204	816	13.36	8.8	142
1020	5.70	0.598	301	13.84	12.3	41
1025	5.77	0.926	80.2	12.85	12.80	65
1030	5.77	0.937	89.4	12.01	13.10	78
1035	5.73	0.947	60.7	14.36	13.20	94
1040	5.69	0.958	57.4	14.75	13.40	109
1045	5.65	0.953	59.3	15.78	13.10	124
1050	5.65	0.966	493	14.79	13.40	121
1055	5.61	0.968	90.5	15.73	13.50	129
1100	5.63	0.965	79.8	15.22	13.50	133
1105	5.56	0.969	82.8	15.49	13.40	144
1110	5.54	0.966	75.3	15.83	13.50	151
1115	5.54	0.953	69.3	15.57	13.30	156
1120	5.50	0.960	76.5	16.1	13.30	158

Groundwater Sampling Log						
Claremont Polychemical Superfund Site						
Date	01/06/06		Sampler	CAH		
Well ID	EW-2D		WQ Meter	Horiba U-22 (site)		
Screen Int Dth (ft bgs)	170-175		PID	2020 Photovac (site)		
Screen Int El (ft amsl)	-12-[-17]		Pump	1/2 HP		
Purge Start	1251					
Purge End	1350					
Flow Rate (gal/min)	12					
Purge Vol (gal)	710					
Drill vol interval (gal)	150					
PID (ppm)	forgot to measure					
Sample	2 HCl VOAs for VOCs					
Sample Time	1350					
Comments	42° overcast					
	no air bubbles					
Time	pH	Con	Tur	DO	Temp	ORP
<i>5 min</i>	<i>± 0.1</i>	<i>±0.020 mS/cm</i>	<i><50 NTU</i>	<i>0.1 or 10%</i>	<i>± 0.5 °C</i>	<i>± 10 mV</i>
1300	5.77	0.559	199	6.40	13.3	56
1305	5.71	0.61	69.4	5.55	13.6	70
1310	5.59	0.650	32.6	5.66	13.80	105
1315	5.52	0.662	39	5.91	13.90	137
1320	5.48	0.666	34.3	6.07	14.10	151
1325	5.43	0.671	33.9	6.18	14.00	163
1330	5.39	0.676	36.2	6.29	14.00	174
1335	5.36	0.681	38	6.33	14.10	182
1340	5.33	0.685	40.3	6.38	14.00	188
1345	5.31	0.687	41.2	6.43	14.10	192

Groundwater Sampling Log						
Claremont Polychemical Superfund Site						
Date	01/06/06		Sampler	CAH		
Well ID	EW-2D		WQ Meter	Horiba U-22 (site)		
Screen Int Dth (ft bgs)	190-195		PID	2020 Photovac (site)		
Screen Int El (ft amsl)	-32-[-37]		Pump	1/2 HP		
Purge Start	1520					
Purge End	1605					
Flow Rate (gal/min)	6.5					
Purge Vol (gal)	300					
Drill vol interval (gal)	150					
PID (ppm)	84.3					
Sample	2 HCl VOAs for VOCs					
Sample Time	1605					
Comments	38° overcast					
Time	pH	Con	Tur	DO	Temp	ORP
<i>5 min</i>	<i>± 0.1</i>	<i>±0.020 mS/cm</i>	<i><50 NTU</i>	<i>0.1 or 10%</i>	<i>± 0.5 °C</i>	<i>± 10 mV</i>
1530	5.35	0.431	660	9.61	12.4	147
1535	5.17	0.461	275	4.19	13.2	157
1540	5.05	0.474	69	3.6	13.50	199
1545	5.04	0.480	56.8	3.57	13.70	212
1550	5.00	0.483	48.1	3.64	13.70	219
1555	4.98	0.485	43.9	3.72	13.80	223
1600	4.96	0.486	46.1	3.84	13.90	226

Groundwater Sampling Log						
Claremont Polychemical Superfund Site						
Date	01/07/06		Sampler	CAH		
Well ID	EW-2D		WQ Meter	Horiba U-22 (site)		
Screen Int Dth (ft bgs)	210-215		PID	2020 Photovac (site)		
Screen Int El (ft amsl)	-52 -[-57]		Pump	1/2 HP		
Purge Start	841					
Purge End	920					
Flow Rate (gal/min)	12					
Purge Vol (gal)	500					
Drill vol interval (gal)	150					
PID (ppm)	140					
Sample	2 HCl VOAs for VOCs					
Sample Time	920					
Comments	32° sunny					
Time	pH	Con	Tur	DO	Temp	ORP
<i>5 min</i>	<i>± 0.1</i>	<i>±0.020 mS/cm</i>	<i><50 NTU</i>	<i>0.1 or 10%</i>	<i>± 0.5 °C</i>	<i>± 10 mV</i>
855	5.02	0.504	383	7.91	13.07	206
900	5.03	0.499	109	7.16	13.16	217
905	4.99	0.495	40.3	7.19	13.28	229
910	4.98	0.493	8.6	7.21	13.24	232
915	4.95	0.492	5.6	7.25	13.29	237

Groundwater Sampling Log						
Claremont Polychemical Superfund Site						
Date	01/07/06		Sampler	CAH		
Well ID	EW-2D		WQ Meter	Horiba U-22 (site)		
Screen Int Dth (ft bgs)	230-235		PID	2020 Photovac (site)		
Screen Int El (ft amsl)	-72-[-77]		Pump	1/2 HP		
Purge Start	1112					
Purge End	1200					
Flow Rate (gal/min)	11					
Purge Vol (gal)	525					
Drill vol interval (gal)	150					
PID (ppm)	86.6					
Sample	2 HCl VOAs for VOCs					
Sample Time	1205					
Comments	32° sunny					
Time	pH	Con	Tur	DO	Temp	ORP
<i>5 min</i>	<i>± 0.1</i>	<i>±0.020 mS/cm</i>	<i><50 NTU</i>	<i>0.1 or 10%</i>	<i>± 0.5 °C</i>	<i>± 10 mV</i>
1120	5.50	0.17	113	8.48	12.59	68
1125	5.49	0.182	15.4	4.83	13.17	47
1130	5.45	0.184	2.1	5.1	13.21	126
1135	5.38	0.183	3.3	5.28	13.20	154
1140	5.33	0.182	8.3	5.4	13.32	168
1145	5.29	0.181	0	5.47	13.37	178
1150	5.26	0.181	7.9	5.54	13.30	183
1155	5.23	0.180	8.4	5.61	13.30	189
1200	5.21	0.180	8.6	5.67	13.35	193

Groundwater Sampling Log						
Claremont Polychemical Superfund Site						
Date	01/07/06			Sampler	CAH	
Well ID	EW-2D			WQ Meter	Horiba U-22 (site)	
Screen Int Dth (ft bgs)	250-255			PID	2020 Photovac (site)	
Screen Int El (ft amsl)	-92-[-97]			Pump	1/2 HP	
Purge Start	1316					
Purge End	1420					
Flow Rate (gal/min)	12					
Purge Vol (gal)	768					
Drill vol interval (gal)	150					
PID (ppm)	40.7					
Sample	2 HCl VOAs for VOCs					
Sample Time	1420					
Comments	34° sunny					
Time	pH	Con	Tur	DO	Temp	ORP
<i>5 min</i>	<i>± 0.1</i>	<i>±0.020 mS/cm</i>	<i><50 NTU</i>	<i>0.1 or 10%</i>	<i>± 0.5 °C</i>	<i>± 10 mV</i>
1330	5.07	0.224	376	6.52	12.66	159
1335	4.98	0.223	82.8	5.87	12.78	167
1340	4.94	0.222	64.9	5.88	12.77	170
1345	4.84	0.223	27	5.9	12.91	185
1350	4.83	0.223	27.9	5.91	12.93	189
1355	4.80	0.223	20.2	5.92	13.08	200
1400	4.77	0.222	21.6	5.95	13.03	211
1405	4.75	0.222	19.4	5.99	13.06	219
1410	4.73	0.222	22.5	5.97	13.18	222
1415	4.70	0.221	28.2	6.02	13.16	226

Groundwater Sampling Log						
Claremont Polychemical Superfund Site						
Date	01/07/06		Sampler	CAH		
Well ID	EW-2D		WQ Meter	Horiba U-22 (site)		
Screen Int Dth (ft bgs)	270-275		PID	2020 Photovac (site)		
Screen Int El (ft amsl)	-112-[-117]		Pump	1/2 HP		
Purge Start	1600					
Purge End	1740					
Flow Rate (gal/min)	2					
Purge Vol (gal)	250					
Drill vol interval (gal)	150					
PID (ppm)	76.5					
Sample	2 HCl VOAs for VOCs					
Sample Time	1740					
Comments	32° sunny					
	pumped 50+ gals before inflating packer					
	generator almost out of gas at 1730, pump surged, increasing turbidity					
	collected sample due to late hour and all other parameters stable					
Time	pH	Con	Tur	DO	Temp	ORP
5 min	± 0.1	±0.020 mS/cm	<50 NTU	0.1 or 10%	± 0.5 °C	± 10 mV
1620	5.87	0.146	999	11.19	8.56	52
1625	6.09	0.174	999	4.71	10	-117
1630	6.05	0.204	999	3.23	10.53	-201
1635	5.94	0.243	642	4.43	10.95	-220
1640	5.96	0.259	405	2.88	11.12	-207
1645	5.93	0.275	226	3.03	11.28	-163
1650	5.91	0.284	173	3.1	11.35	-140
1655	5.90	0.292	144	3.14	11.41	-110
1700	5.89	0.300	94.7	3.25	11.58	-89
1705	5.86	0.293	64	3.17	11.60	-75
1710	5.85	0.294	58	3.44	11.57	-62
1715	5.84	0.295	49	3.48	11.58	-49
1720	5.83	0.295	67.6	3.52	11.67	-42
1725	5.81	0.295	78.2	3.59	11.59	-35
1730	5.80	0.295	287	3.63	11.64	-28
1735	5.79	0.295	101	3.59	11.70	-25

Groundwater Sampling Log						
Claremont Polychemical Superfund Site						
Date	01/08/06			Sampler	CAH	
Well ID	EW-2D			WQ Meter	Horiba U-22 (site)	
Screen Int Dth (ft bgs)	290-295			PID	2020 Photovac (site)	
Screen Int El (ft amsl)	-132-[-137]			Pump	1/2 HP	
Purge Start	919					
Purge End	1010					
Flow Rate (gal/min)	16.7					
Purge Vol (gal)	850					
Drill vol interval (gal)	175					
PID (ppm)	35.3					
Sample	2 HCl VOAs for VOCs					
Sample Time	1010					
Comments	40° overcast					
	sun out at 940					
	at 940, cleaned swirling sand out of flow thru					
Time	pH	Con	Tur	DO	Temp	ORP
<i>5 min</i>	<i>± 0.1</i>	<i>±0.020 mS/cm</i>	<i><50 NTU</i>	<i>0.1 or 10%</i>	<i>± 0.5 °C</i>	<i>± 10 mV</i>
925	5.54	0.116	101	12.46	12.46	128
930	5.71	0.121	27.3	10.41	13.14	95
935	5.59	0.121	89.9	8.53	12.95	148
940	5.46	0.125	4.2	9.35	12.96	162
945	5.48	0.124	9.6	9.07	12.96	171
950	5.46	0.123	32.6	9.1	12.97	180
955	5.42	0.122	31.5	8.98	12.85	187
1000	5.40	0.122	25.3	8.9	12.95	192
1005	5.37	0.121	14	8.83	12.92	194

Groundwater Sampling Log						
Claremont Polychemical Superfund Site						
Date	01/08/06		Sampler	CAH		
Well ID	EW-2D		WQ Meter	Horiba U-22 (site)		
Screen Int Dth (ft bgs)	310-315		PID	2020 Photovac (site)		
Screen Int El (ft amsl)	-152-[-157]		Pump	1/2 HP		
Purge Start	1330					
Purge End	1455					
Flow Rate (gal/min)	2					
Purge Vol (gal)	150					
Drill vol interval (gal)	300 gallons, majority or water used in top 10 ft of interval					
PID (ppm)	84.2					
Sample	2 HCl VOAs for VOCs					
Sample Time	1455					
Comments	42° sunny					
	pumped 70 gal before inflating packer					
Time	pH	Con	Tur	DO	Temp	ORP
<i>5 min</i>	<i>± 0.1</i>	<i>±0.020 mS/cm</i>	<i><50 NTU</i>	<i>0.1 or 10%</i>	<i>± 0.5 °C</i>	<i>± 10 mV</i>
1355	5.36	0.113	125	9.39	13.34	141
1405	5.15	0.114	44.8	4.13	13.48	115
1410	5.08	0.115	22.5	3.57	13.53	95
1415	5.06	0.115	20.4	3.44	13.63	90
1420	5.04	0.115	27.5	3.3	13.63	85
1425	5.02	0.116	32.9	3.17	13.66	84
1430	5.01	0.116	21.8	3.18	13.56	83
1435	5.00	0.117	29	3.13	13.63	84
1440	4.99	0.117	27.3	3.13	13.47	85
1445	4.99	0.117	15.5	3.08	13.51	88
1450	4.98	0.116	10	3.08	13.66	93

Groundwater Sampling Log						
Claremont Polychemical Superfund Site						
Date		05/09/06		Sampler	CAH	
Well ID		EW-4D		WQ Meter	Horiba U-22 (site)	
Screen Int Dth (ft bgs)		170-175		Turbidity	Hach 2100 p, #14576	
Screen Int El (ft amsl)		-10.7-[-15.7]		Pump	1/2 HP	
Purge Start		735				
Purge End		832				
Flow Rate (gal/min)		10				
Purge Vol (gal)		750				
Drill vol interval (gal)		200				
Sample		2 HCl VOAs for VOCs				
Sample Time		832				
Comments		55° overcast, breezy				
Time	pH	Con	Tur	DO	Temp	ORP
<i>5 min</i>	<i>± 0.1</i>	<i>±0.020 mS/cm</i>	<i><50 NTU</i>	<i>0.1 or 10%</i>	<i>± 0.5 °C</i>	<i>± 10 mV</i>
745	5.11	0.177	999	11.53	15.69	-22
750	5.13	0.186	259	6.83	15.53	-15
755	5.10	0.191	290	6.05	15.43	1
800	5.06	0.193	29.6	5.79	15.38	16
805	5.04	0.196	25.1	5.68	15.30	27
810	5.02	0.197	38.4	5.67	15.26	35
815	5.00	0.199	17.9	5.68	15.18	43
820	4.99	0.200	11	5.71	15.18	49
825	4.97	0.201	12.1	5.72	15.14	56
830	4.98	0.200	0	5.75	15.13	58

Groundwater Sampling Log						
Claremont Polychemical Superfund Site						
Date		05/09/06		Sampler	CAH	
Well ID		EW-4D		WQ Meter	Horiba U-22 (site)	
Screen Int Dth (ft bgs)		190-195		Turbidity	Hach 2100 p, #14576	
Screen Int El (ft amsl)		-30.7-[-35.7]		Pump	1/2 HP	
Purge Start		1220				
Purge End		1312				
Flow Rate (gal/min)		5.2				
Purge Vol (gal)		275				
Drill vol interval (gal)		200				
Sample		2 HCl VOAs for VOCs				
Sample Time		1312				
Comments		50° windy, spitting rain				
Time	pH	Con	Tur	DO	Temp	ORP
<i>5 min</i>	<i>± 0.1</i>	<i>±0.020 mS/cm</i>	<i><50 NTU</i>	<i>0.1 or 10%</i>	<i>± 0.5 °C</i>	<i>± 10 mV</i>
1230	5.51	0.271	86.3	10.78	15.93	2
1235	5.36	0.317	8.12	4.97	15.45	-37
1240	5.31	0.328	7.12	3.67	15.23	-29
1245	5.27	0.336	6.5	2.79	14.89	-10
1250	5.24	0.339	1.52	2.43	14.87	1
1255	5.22	0.340	1.1	2.19	14.83	11
1300	5.19	0.343	0	2.06	14.77	18
1305	5.16	0.343	1.13	1.96	14.81	24
1310	5.16	0.343	1.13	1.93	14.82	27

Groundwater Sampling Log						
Claremont Polychemical Superfund Site						
Date		05/09/06		Sampler	CAH	
Well ID		EW-4D		WQ Meter	Horiba U-22 (site)	
Screen Int Dth (ft bgs)		210-215		Turbidity	Hach 2100 p, #14576	
Screen Int El (ft amsl)		-50.7-[-55.7]		Pump	1/2 HP	
Purge Start		1424				
Purge End		1517				
Flow Rate (gal/min)		12.5				
Purge Vol (gal)		660				
Drill vol interval (gal)		200				
Sample		2 HCl VOAs for VOCs				
Sample Time		1517				
		1520 dup				
Comments		50° rain letting up				
Time	pH	Con	Tur	DO	Temp	ORP
<i>5 min</i>	<i>± 0.1</i>	<i>±0.020 mS/cm</i>	<i><50 NTU</i>	<i>0.1 or 10%</i>	<i>± 0.5 °C</i>	<i>± 10 mV</i>
1436	4.91	0.227	301	2.76	14.61	77
1445	4.81	0.227	207	5.99	14.57	116
1450	4.79	0.226	21.4	6.76	14.64	148
1457	4.77	0.226	13.4	6.9	14.61	156
1507	4.75	0.226	2.5	7.09	14.60	172
1512	4.74	0.226	3.16	7.15	14.66	177
1517	4.75	0.226	5.39	7.2	14.63	180

Groundwater Sampling Log						
Claremont Polychemical Superfund Site						
Date	05/09/06		Sampler	CAH		
Well ID	EW-4D		WQ Meter	Horiba U-22 (site)		
Screen Int Dth (ft bgs)	230-235		Turbidity	Hach 2100 p, #14576		
Screen Int El (ft amsl)	-70.7-[-75.7]		Pump	1/2 HP		
Purge Start	1639					
Purge End	1820					
Flow Rate (gal/min)	8.5					
Purge Vol (gal)	850					
Drill vol interval (gal)	200					
Sample	2 HCl VOAs for VOCs					
Sample Time	1820					
Comments	50° overcast, windy					
Time	pH	Con	Tur	DO	Temp	ORP
<i>5 min</i>	<i>± 0.1</i>	<i>±0.020 mS/cm</i>	<i><50 NTU</i>	<i>0.1 or 10%</i>	<i>± 0.5 °C</i>	<i>± 10 mV</i>
1648	5.73	0.194	91.6	6.93	18.87	-177
1653	5.88	0.259	16.8	3.56	16.55	-106
1658	5.81	0.272	5.35	2.86	16.03	-73
1703	5.77	0.272	2.6	2.91	15.60	-46
1708	5.7	0.270	1.62	3.15	15.26	-22
1713	5.66	0.269	1.32	3.39	15.13	-9
1718	5.62	0.267	0.75	3.69	15.01	3
1723	5.56	0.263	0.63	4.06	14.93	17
1728	5.53	0.262	0	4.23	14.89	23
1733	5.50	0.259	0	4.47	14.84	32
1738	5.46	0.257	0	4.67	14.80	40
1743	5.42	0.255	0	4.91	14.73	50
1748	5.39	0.253	0	5.11	14.70	59
1753	5.35	0.251	0	5.31	14.67	70
1758	5.33	0.250	0	5.41	14.65	76
1803	5.30	0.248	0	5.54	14.63	87
1808	5.28	0.247	0	5.66	14.60	100
1813	5.26	0.246	0	5.76	14.58	104
1818	5.24	0.245	0	5.85	14.56	110

Groundwater Sampling Log						
Claremont Polychemical Superfund Site						
Date		05/10/06		Sampler	CAH	
Well ID		EW-4D		WQ Meter	Horiba U-22 (site)	
Screen Int Dth (ft bgs)		250-255		Turbidity	Hach 2100 p, #14576	
Screen Int El (ft amsl)		-90.7-[-95.7]		Pump	1/2 HP	
Purge Start		817				
Purge End		922				
Flow Rate (gal/min)		4				
Purge Vol (gal)		260				
Drill vol interval (gal)		200				
Sample		2 HCl VOAs for VOCs				
Sample Time		922				
Comments		52° overcast, lite breeze				
Time	pH	Con	Tur	DO	Temp	ORP
<i>5 min</i>	<i>± 0.1</i>	<i>±0.020 mS/cm</i>	<i><50 NTU</i>	<i>0.1 or 10%</i>	<i>± 0.5 °C</i>	<i>± 10 mV</i>
830	5.11	0.203	999	9.68	15.15	52
840	5.11	0.208	302	5.60	15.23	54
845	5.08	0.200	38.7	5.57	15.13	71
850	5.07	0.198	30.9	5.62	15.08	79
855	5.06	0.195	20.7	5.71	15.07	90
900	5.04	0.194	19.3	5.77	15.01	97
905	5.03	0.192	15.6	5.86	14.93	105
910	5.00	0.191	13.6	5.92	15.01	114
915	4.99	0.191	1.5	5.96	14.96	118
920	4.99	0.190	1.12	6	14.93	123

Groundwater Sampling Log						
Claremont Polychemical Superfund Site						
Date		05/10/06		Sampler	CAH	
Well ID		EW-4D		WQ Meter	Horiba U-22 (site)	
Screen Int Dth (ft bgs)		270-275		Turbidity	Hach 2100 p, #14576	
Screen Int El (ft amsl)		-110.7-[-115.7]		Pump	1/2 HP	
Purge Start		1139				
Purge End		1235				
Flow Rate (gal/min)		3.6				
Purge Vol (gal)		200				
Drill vol interval (gal)		200				
Sample		2 HCl VOAs for VOCs				
Sample Time		1235				
Comments		50° occasional mist				
Time	pH	Con	Tur	DO	Temp	ORP
<i>5 min</i>	<i>± 0.1</i>	<i>±0.020 mS/cm</i>	<i><50 NTU</i>	<i>0.1 or 10%</i>	<i>± 0.5 °C</i>	<i>± 10 mV</i>
1210	5.48	0.196	264	8.70	15.36	67
1220	5.36	0.195	90	7.32	15.46	56
1225	5.35	0.195	54.4	7.46	15.45	59
1230	5.37	0.194	41	7.52	15.62	63

Groundwater Sampling Log						
Claremont Polychemical Superfund Site						
Date		05/10/06		Sample	CAH	
Well ID		EW-4D		WQ Me	Horiba U-22 (site)	
Screen Int Dth (ft bgs)		290-295		Turbidi	Hach 2100 p, #14576	
Screen Int El (ft amsl)		-130.7-[-135.7]		Pump	1/2 HP	
Purge Start		1412				
Purge End		1543				
Flow Rate (gal/min)		13.1				
Purge Vol (gal)		1200				
Drill vol interval (gal)		200				
Sample		2 HCl VOAs for VOCs				
Sample Time		1543				
Comments		60° overcast				
Time	pH	Con	Tur	DO	Temp	ORP
<i>5 min</i>	± 0.1	± 0.020 mS/cm	<50 NTU	$.1$ or 10%	± 0.5 °C	± 10 mV
1422	5.93	0.157	2.64	8.78	16.36	-25
1427	5.9	0.152	1.21	5.66	15.53	0
1432	5.77	0.146	1.32	5.88	14.95	23
1437	5.69	0.143	1.21	6.45	14.62	37
1444	5.59	0.139	0.37	7.09	14.38	54
1449	5.56	0.137	0	7.3	14.29	61
1454	5.52	0.136	0	7.55	14.19	72
1459	5.48	0.134	0	7.73	14.17	80
1506	5.44	0.133	0	7.86	14.16	90
1511	5.38	0.132	0	8.11	14.16	100
1516	5.36	0.132	0	8.35	14.12	106
1521	5.34	0.132	0	8.44	14.11	113
1526	5.32	0.131	0	8.53	14.08	120
1531	5.30	0.130	0	8.58	14.06	126
1536	5.28	0.130	0	8.63	14.04	131
1541	5.26	0.129	0	8.69	14.02	136

Groundwater Sampling Log						
Claremont Polychemical Superfund Site						
Date	12/15/05			Sampler	CAH	
Well ID	EW-10D			WQ Meter	Horiba U-22 (site)	
Screen Int Dth (ft bgs)	130-135			PID	2020 Photovac (site)	
Screen Int El (ft amsl)	24-29			Pump	1/2 HP	
Purge Start	731					
Purge End	830					
Flow Rate (gal/min)	18 <1					
Purge Vol (gal)	220 @741					
PID (ppm)	0					
Sample	2 HCl VOAs for VOCs					
Sample Time	835					
Comments	20° partly sunny					
	purge water in drums					
	120 gal used for drilling					
Time	pH	Con	Tur	DO	Temp	ORP
<i>5 min</i>	<i>± 0.1</i>	<i>±0.020 mS/cm</i>	<i><50 NTU</i>	<i>0.1 or 10%</i>	<i>± 0.5 °C</i>	<i>± 10 mV</i>
745	5.39	0.259	444	9.57	12.7	35
750	5.6	0.257	269	6.74	13	27
755	5.60	0.258	286	6.65	12.50	29
800	5.65	0.263	301	8.28	12.90	22
805	5.69	0.268	115	7.24	13.40	20
810	5.70	0.271	75.9	6.89	13.50	24
815	5.70	0.268	48.9	6.6	13.60	31
820	5.67	0.269	39.7	6.45	13.70	40
825	5.63	0.269	34.1	6.57	13.60	48
830	5.63	0.268	31.7	6.32	13.40	49

Groundwater Sampling Log						
Claremont Polychemical Superfund Site						
Date	12/15/05			Sampler	CAH	
Well ID	EW-10D			WQ Meter	Horiba U-22 (site)	
Screen Int Dth (ft bgs)	145-155			PID	2020 Photovac (site)	
Screen Int El (ft amsl)	4-14			Pump	1/2 HP	
Purge Start	1017					
Purge End	1150					
Flow Rate (gal/min)	10		5			
Purge Vol (gal)	555 @1035					
PID (ppm)	9.7					
Sample	4 HCl VOAs for VOCs					
Sample Time	1150					
	dup 1153					
Comments	27° sunny					
	145 gal used during drilling					
Time	pH	Con	Tur	DO	Temp	ORP
<i>5 min</i>	<i>± 0.1</i>	<i>±0.020 mS/cm</i>	<i><50 NTU</i>	<i>0.1 or 10%</i>	<i>± 0.5 °C</i>	<i>± 10 mV</i>
1035	5.75	0.158	478	10.26	13.2	51
1040	5.76	0.171	475	6.31	13.7	28
1045	5.79	0.187	148	6.08	13.90	17
1050	5.80	0.190	183	5.54	14.10	7
1055	5.75	0.197	184	5.1	14.30	17
1100	5.72	0.194	90.8	4.45	14.40	26
1105	5.69	0.191	75.5	4.42	14.40	37
1110	5.65	0.187	65	4.33	14.50	49
1115	5.63	0.187	26.3	4.46	14.50	56
1120	5.59	0.187	27	4.53	14.50	67
1125	5.57	0.185	17.2	4.45	14.30	76
1130	5.54	0.184	38	4.56	14.40	85
1135	5.51	0.182	21.5	4.71	14.40	92
1140	5.49	0.182	15.4	4.57	14.40	100
1145	5.47	0.181	22.9	4.85	14.40	107
1150	5.46	0.181	20.7	4.92	14.40	110

Groundwater Sampling Log						
Claremont Polychemical Superfund Site						
Date	12/15/05			Sampler	CAH	
Well ID	EW-10D			WQ Meter	Horiba U-22 (site)	
Screen Int Dth (ft bgs)	210-215			PID	2020 Photovac (site)	
Screen Int El (ft amsl)	-56 to -51			Pump	1/2 HP	
Purge Start	1453					
Purge End	1530					
Flow Rate (gal/min)	16					
Purge Vol (gal)	592					
PID (ppm)	14.7					
Sample	2 HCl VOAs for VOCs					
Sample Time	1535					
Comments	28° overcast					
	125 gal used during drilling					
Time	pH	Con	Tur	DO	Temp	ORP
<i>5 min</i>	<i>± 0.1</i>	<i>±0.020 mS/cm</i>	<i><50 NTU</i>	<i>0.1 or 10%</i>	<i>± 0.5 °C</i>	<i>± 10 mV</i>
1505	5.43	0.183	12.9	7.54	12.8	168
1510	5.32	0.18	5.6	5.75	13.2	187
1515	5.27	0.178	3.7	5.74	13.2	195
1520	5.23	0.176	3.5	5.78	13.2	200
1525	5.20	0.175	3.5	5.81	13.2	203
1530	5.19	0.173	3.9	5.84	13.2	204

Groundwater Sampling Log						
Claremont Polychemical Superfund Site						
Date	12/16/05			Sampler	CAH	
Well ID	EW-10D			WQ Meter	Horiba U-22 (site)	
Screen Int Dth (ft bgs)	230-235			PID	2020 Photovac (site)	
Screen Int El (ft amsl)	-71-[-76]			Pump	1/2 HP	
Purge Start	1359					
Purge End	1500					
Flow Rate (gal/min)	4.5					
Purge Vol (gal)	305					
PID (ppm)	2.2					
Sample	2 HCl VOAs for VOCs					
Sample Time	1500					
Comments	45° sunny					
	125 gal used for drilling					
Time	pH	Con	Tur	DO	Temp	ORP
<i>5 min</i>	<i>± 0.1</i>	<i>±0.020 mS/cm</i>	<i><50 NTU</i>	<i>0.1 or 10%</i>	<i>± 0.5 °C</i>	<i>± 10 mV</i>
1410	5.36	0.163	243	8.46	14.5	10
1415	5.16	0.176	125	6.51	14.6	57
1420	5.09	0.180	116	6.17	14.5	72
1425	5.05	0.186	85	5.82	14.40	82
1430	5.01	0.193	27.3	6.09	14.50	90
1435	5.04	0.196	34	5.92	14.40	99
1440	4.99	0.200	19	5.94	14.30	108
1445	4.99	0.202	19	5.86	14.20	112
1450	4.97	0.204	18.3	5.82	14.30	119
1455	4.97	0.206	17.7	5.79	14.30	122

Groundwater Sampling Log						
Claremont Polychemical Superfund Site						
Date	12/17/05			Sampler	CAH	
Well ID	EW-10D			WQ Meter	Horiba U-22 (site)	
Screen Int Dth (ft bgs)	250-255			PID	2020 Photovac (site)	
Screen Int El (ft amsl)	-91-[-96]			Pump	1/2 HP	
Purge Start	758					
Purge End	845					
Flow Rate (gal/min)	7.5					
Purge Vol (gal)	350					
PID (ppm)	0					
Sample	2 HCl VOAs for VOCs					
Sample Time	850					
Comments	28° partly cloudy					
	125 gal used to drill					
Time	pH	Con	Tur	DO	Temp	ORP
<i>5 min</i>	<i>± 0.1</i>	<i>±0.020 mS/cm</i>	<i><50 NTU</i>	<i>0.1 or 10%</i>	<i>± 0.5 °C</i>	<i>± 10 mV</i>
805	5.25	0.13	75.7	8.36	13.6	-15
810	5.42	0.139	67.9	5.91	13.6	-6
815	5.40	0.155	11.9	5.76	13.50	12
820	5.34	0.160	5.3	5.94	13.50	44
825	5.27	0.160	5.8	6.11	13.40	66
830	5.22	0.159	2.8	6.74	13.50	85
835	5.19	0.158	3.1	6.36	13.40	91
840	5.16	0.158	3.6	6.39	13.40	97
845	5.13	0.157	4.5	6.36	13.40	100

Groundwater Sampling Log						
Claremont Polychemical Superfund Site						
Date	12/17/05			Sampler	CAH	
Well ID	EW-10D			WQ Meter	Horiba U-22 (site)	
Screen Int Dth (ft bgs)	270-275			PID	2020 Photovac (site)	
Screen Int El (ft amsl)	-111-[-116]			Pump	1/2 HP	
Purge Start	1019					
Purge End	1145					
Flow Rate (gal/min)	2					
Purge Vol (gal)	175					
PID (ppm)	0					
Sample	2 HCl VOAs for VOCs					
Sample Time	1150					
Comments	32° sunny					
	125 gal used during drilling					
Time	pH	Con	Tur	DO	Temp	ORP
<i>5 min</i>	<i>± 0.1</i>	<i>±0.020 mS/cm</i>	<i><50 NTU</i>	<i>0.1 or 10%</i>	<i>± 0.5 °C</i>	<i>± 10 mV</i>
1030	6.12	0.102	417	10.79	10.7	60
1035	6.32	0.106	999	8.51	10.6	55
1040	5.80	0.118	581	6.34	11.40	83
1045	5.58	0.126	179	7.29	11.60	74
1050	5.50	0.129	149	7.38	11.70	86
1055	5.47	0.129	165	7.6	12.20	103
1100	5.43	0.129	152	7.78	12.10	118
1105	5.43	0.129	144	7.9	12.30	126
1110	5.41	0.128	129	7.89	12.40	135
1115	5.39	0.128	125	8.05	12.30	143
1120	5.38	0.127	113	8.03	12.70	150
1125	5.37	0.127	102	8.06	13.00	155
1130	5.36	0.127	100	8.05	12.90	160
1135	5.38	0.127	91.9	8.08	13.00	165
1140	5.36	0.126	92	8.07	13.10	168
1145	5.36	0.126	90.1	8.11	13.30	171

Groundwater Sampling Log						
Claremont Polychemical Superfund Site						
Date		05/17/06		Sampler	CAH	
Well ID		EW-11D		WQ Meter	Horiba U-22 (site)	
Screen Int Dth (ft bgs)		150-155		Turbidity	Hach 2100 p, #14576	
Screen Int El (ft amsl)		10-5		Pump	1/2 HP	
Purge Start		940				
Purge End		1020				
Flow Rate (gal/min)		11.5				
Purge Vol (gal)		460				
Drill vol interval (gal)		200				
Sample		2 HCl VOAs for VOCs				
Sample Time		1020				
Comments		68° sunny				
Time	pH	Con	Tur	DO	Temp	ORP
<i>5 min</i>	<i>± 0.1</i>	<i>±0.020 mS/cm</i>	<i><50 NTU</i>	<i>0.1 or 10%</i>	<i>± 0.5 °C</i>	<i>± 10 mV</i>
953	5.98	0.918	337	8.52	16.06	5
958	6.24	0.929	209	6.87	15.94	8
1003	6.33	0.932	37.6	6.45	15.81	15
1008	6.39	0.932	15	6.35	15.90	21
1013	6.42	0.932	8.67	6.37	15.83	29
1018	6.42	0.932	4.65	6.38	15.82	31

Groundwater Sampling Log						
Claremont Polychemical Superfund Site						
Date		05/17/06		Sampler	CAH	
Well ID		EW-11D		WQ Meter	Horiba U-22 (site)	
Screen Int Dth (ft bgs)		170-175		Turbidity	Hach 2100 p, #14576	
Screen Int El (ft amsl)		-10-[-15]		Pump	1/2 HP	
Purge Start		1144				
Purge End		1232				
Flow Rate (gal/min)		7.1				
Purge Vol (gal)		340.8				
Drill vol interval (gal)		200				
Sample		2 HCl VOAs for VOCs				
Sample Time		1232				
Comments		70° sunny				
Time	pH	Con	Tur	DO	Temp	ORP
<i>5 min</i>	<i>± 0.1</i>	<i>±0.020 mS/cm</i>	<i><50 NTU</i>	<i>0.1 or 10%</i>	<i>± 0.5 °C</i>	<i>± 10 mV</i>
1150	6.4	0.521	75.1	6.02	19.49	-27
1155	6.19	0.775	7.58	5.99	18.1	1
1200	6.08	0.865	6.27	5.83	17.22	12
1205	6.08	0.914	1.6	5.69	16.79	31
1210	6.07	0.920	1.37	5.68	16.70	37
1215	6.06	0.924	1.2	5.68	16.62	41
1220	6.05	0.927	1.11	5.67	16.55	45
1225	6.05	0.927	1.03	5.68	16.48	48
1230	6.04	0.928	0.96	5.67	16.50	50

Groundwater Sampling Log						
Claremont Polychemical Superfund Site						
Date		05/17/06		Sampler	CAH	
Well ID		EW-11D		WQ Meter	Horiba U-22 (site)	
Screen Int Dth (ft bgs)		185-190		Turbidity	Hach 2100 p, #14576	
Screen Int El (ft amsl)		-25-[-30]		Pump	1/2 HP	
Purge Start		1335				
Purge End		1427				
Flow Rate (gal/min)		6				
Purge Vol (gal)		300				
Drill vol interval (gal)		200				
Sample		2 HCl VOAs for VOCs				
Sample Time		1427				
Comments		75° sunny, lite breezy				
Time	pH	Con	Tur	DO	Temp	ORP
<i>5 min</i>	<i>± 0.1</i>	<i>±0.020 mS/cm</i>	<i><50 NTU</i>	<i>0.1 or 10%</i>	<i>± 0.5 °C</i>	<i>± 10 mV</i>
1350	6.14	0.913	442	7.67	16.53	29
1355	6.09	0.922	410	5.88	16.33	32
1400	6.09	0.926	393	5.57	16.41	38
1405	6.04	0.930	73.5	5.51	16.43	45
1410	6.05	0.931	146	5.49	16.42	47
1415	6.03	0.931	216	5.5	16.39	48
1420	6.03	0.931	214	5.5	16.33	46
1425	6.03	0.933	124	5.5	16.30	47

Groundwater Sampling Log													
Claremont Polychemical Superfund Site													
Date		05/17/06		Sampler	CAH								
Well ID		EW-11D		WQ Meter	Horiba U-22 (site)								
Screen Int Dth (ft bgs)		200-205		Turbidity	Hach 2100 p, #14576								
Screen Int El (ft amsl)		-40-[-45]		Pump	1/2 HP								
Purge Start		1538											
Purge End		1642											
Flow Rate (gal/min)		5											
Purge Vol (gal)		320											
Drill vol interval (gal)		150											
Sample		2 HCl VOAs for VOCs											
Sample Time		1642											
Comments		72° sunny											
Time	pH	Con	Tur	DO	Temp	ORP							
<i>5 min</i>	<i>± 0.1</i>	<i>±0.020 mS/cm</i>	<i><50 NTU</i>	<i>0.1 or 10%</i>	<i>± 0.5 °C</i>	<i>± 10 mV</i>							
1550	5.49	0.279	321	7.12	18.68	62							
1555	5.22	0.313	72	6.04	18.49	70							
1600	5.10	0.364	13.4	5.11	17.99	112							
1605	5.05	0.382	5.18	5.05	17.71	146	cleaned fine sand from flo thru						
1610	5.02	0.415	7.36	5.53	17.53	164							
1615	4.99	0.440	3.79	5.42	17.35	179							
1620	4.98	0.460	1.62	5.49	17.22	187							
1625	4.97	0.474	3.09	5.54	17.10	192							
1630	4.98	0.484	2.46	5.6	17.01	195							
1635	4.96	0.496	1.78	5.64	16.92	200							
1640	4.96	0.502	1.71	5.55	16.80	204							

Groundwater Sampling Log						
Claremont Polychemical Superfund Site						
Date		05/18/06		Sampler	CAH	
Well ID		EW-11D		WQ Meter	Horiba U-22 (site)	
Screen Int Dth (ft bgs)		230-235		Turbidity	Hach 2100 p, #14576	
Screen Int El (ft amsl)		-70-[-75]		Pump	1/2 HP	
Purge Start		725				
Purge End		846				
Flow Rate (gal/min)		4				
Purge Vol (gal)		320				
Drill vol interval (gal)		200				
Sample		2 HCl VOAs for VOCs				
Sample Time		846				
Comments		60° sunny				
Time	pH	Con	Tur	DO	Temp	ORP
<i>5 min</i>	<i>± 0.1</i>	<i>±0.020 mS/cm</i>	<i><50 NTU</i>	<i>0.1 or 10%</i>	<i>± 0.5 °C</i>	<i>± 10 mV</i>
740	5.19	0.553	161	9.67	16.2	-20
745	5.22	0.675	85.2	6.78	16.21	-26
750	5.20	0.741	32.5	6.27	16.23	17
755	5.18	0.778	32.9	6.22	16.29	59
800	5.16	0.789	45.6	6.27	16.30	73
805	5.14	0.793	43.5	6.31	16.30	85
810	5.13	0.796	46.1	6.32	16.31	95
815	5.12	0.797	43.3	6.33	16.32	103
820	5.11	0.798	42.5	6.34	16.32	111
825	5.11	0.799	41.3	6.33	16.33	117
830	5.10	0.799	39.7	6.33	16.34	122
835	5.10	0.800	34.4	6.34	16.35	128
840	5.10	0.800	38.6	6.34	16.35	134
845	5.09	0.802	39.3	6.35	16.36	138

Groundwater Sampling Log												
Claremont Polychemical Superfund Site												
Date		05/18/06		Sampler	CAH							
Well ID		EW-11D		WQ Meter	Horiba U-22 (site)							
Screen Int Dth (ft bgs)		250-255		Turbidity	Hach 2100 p, #14576							
Screen Int El (ft amsl)		-90-[-95]		Pump	1/2 HP							
Purge Start		1011										
Purge End		1056										
Flow Rate (gal/min)		15										
Purge Vol (gal)		675										
Drill vol interval (gal)		200										
Sample		2 HCl VOAs for VOCs										
Sample Time		1056										
Comments		70° sunny										
Time	pH	Con	Tur	DO	Temp	ORP						
<i>5 min</i>	<i>± 0.1</i>	<i>±0.020 mS/cm</i>	<i><50 NTU</i>	<i>0.1 or 10%</i>	<i>± 0.5 °C</i>	<i>± 10 mV</i>						
1020	5.65	0.418	15.8	7.62	17.05	76						
1025	5.49	0.706	11.6	7.34	16.28	78						
1030	5.45	0.842	10.6	7.61	15.93	84						
1035	5.41	0.888	9.2	8.11	15.72	97						
1040	5.38	0.896	1.42	8.34	15.61	104						
1045	5.35	0.901	1.26	8.52	15.60	112	cleaned out flo thru					
1050	5.33	0.913	9.2	9.04	15.62	117						
1055	5.27	0.911	6.8	8.95	15.59	121						

Groundwater Sampling Log						
Claremont Polychemical Superfund Site						
Date	05/18/06		Sampler	CAH		
Well ID	EW-11D		WQ Meter	Horiba U-22 (site)		
Screen Int Dth (ft bgs)	270-275		Turbidity	Hach 2100 p, #14576		
Screen Int El (ft amsl)	-110-[-115]		Pump	1/2 HP		
Purge Start	1234					
Purge End	1316					
Flow Rate (gal/min)	9.4					
Purge Vol (gal)	394.8					
Drill vol interval (gal)	200					
Sample	2 HCl VOAs for VOCs					
Sample Time	1316					
Comments	70° sunny					
Time	pH	Con	Tur	DO	Temp	ORP
<i>5 min</i>	<i>± 0.1</i>	<i>±0.020 mS/cm</i>	<i><50 NTU</i>	<i>0.1 or 10%</i>	<i>± 0.5 °C</i>	<i>± 10 mV</i>
1245	5.18	0.699	23.4	9.76	17.76	72
1250	5.07	0.821	7.19	8.01	16.79	120
1255	5.06	0.852	2.1	8.19	17.05	143
1300	5.01	0.868	1.9	8.05	16.55	154
1305	5.00	0.880	1.72	8.99	16.33	163
1310	5.00	0.887	1.55	9.06	16.23	168
1315	4.99	0.891	1.46	9.27	16.26	172

Groundwater Sampling Log						
Claremont Polychemical Superfund Site						
Date		05/19/06		Sampler	CAH	
Well ID		EW-11D		WQ Meter	Horiba U-22 (site)	
Screen Int Dth (ft bgs)		290-295		Turbidity	Hach 2100 p, #14576	
Screen Int El (ft amsl)		-130-[-135]		Pump	1/2 HP	
Purge Start		741				
Purge End		907				
Flow Rate (gal/min)		2.2				
Purge Vol (gal)		190				
Drill vol interval (gal)		500	400 in top 10', 100 in bottom 10'			
Sample		2 HCl VOAs for VOCs				
Sample Time		907				
Comments		58° rain				
Time	pH	Con	Tur	DO	Temp	ORP
<i>5 min</i>	± 0.1	± 0.020 mS/cm	<i><50 NTU</i>	<i>0.1 or 10%</i>	± 0.5 °C	± 10 mV
800	5.03	0.252	125	9.90	15.39	8
805	5.41	0.278	29.1	6.43	15.52	-18
810	5.34	0.343	15.4	6.34	15.43	8
815	5.28	0.412	16.7	6.44	15.48	37
820	5.25	0.462	7.7	6.61	15.53	56
825	5.21	0.504	2.5	6.74	15.44	77
830	5.18	0.522	2.54	6.85	15.42	93
835	5.16	0.549	2.64	6.92	15.43	109
840	5.14	0.569	2.82	6.96	15.41	125
845	5.13	0.579	2.67	6.98	15.39	132
850	5.12	0.588	2.66	6.97	15.40	141
855	5.11	0.599	2.64	6.98	15.35	150
900	5.09	0.606	2.59	7.02	15.41	157
905	5.08	0.611	2.56	6.98	15.36	160

Groundwater Sampling Log						
Claremont Polychemical Superfund Site						
Date	12/19/05		Sampler	CAH		
Well ID	EW-12D		WQ Meter	Horiba U-22 (site)		
Screen Int Dth (ft bgs)	130-135		PID	2020 Photovac (site)		
Screen Int El (ft amsl)	32-27		Pump	1/2 HP		
Purge Start	1519					
Purge End	1700					
Flow Rate (gal/min)	6.25					
Purge Vol (gal)	630					
PID (ppm)	3.5					
Sample	2 HCl VOAs for VOCs					
Sample Time	1700					
Comments	28° sunny, windy					
	140 gal used for drilling					
	small air bubbles adhering to flow thru; unable to find source or stop					
Time	pH	Con	Tur	DO	Temp	ORP
<i>5 min</i>	<i>± 0.1</i>	<i>±0.020 mS/cm</i>	<i><50 NTU</i>	<i>0.1 or 10%</i>	<i>± 0.5 °C</i>	<i>± 10 mV</i>
1530	5.59	0.517	262	8.28	12.8	-41
1535	5.86	0.666	166	6.12	13.2	13
1540	5.88	0.722	46.9	7.84	13.20	42
1545	5.84	0.731	42	7.99	13.10	50
1550	5.80	0.763	24.5	8.14	13.40	55
1555	5.76	0.778	24.6	8.33	13.30	63
1600	5.73	0.788	22.1	8.44	13.30	67
1605	5.69	0.800	32.3	8.5	13.40	76
1610	5.67	0.807	28.8	8.62	13.60	83
1615	5.65	0.813	29.2	8.83	13.70	89
1620	5.63	0.829	13.1	8.86	13.30	103
1625	5.60	0.837	14.5	9.1	13.30	111
1630	5.59	0.837	12.3	9.15	13.30	118
1635	5.57	0.841	13	9.18	13.40	126
1640	5.56	0.845	32.6	8.72	13.50	146
1645	5.54	0.840	32	8.98	13.60	157
1650	5.53	0.838	33.6	8.96	13.70	161
1655	5.53	0.841	22.9	9.09	13.50	163

Groundwater Sampling Log						
Claremont Polychemical Superfund Site						
Date	12/20/05		Sampler	CAH		
Well ID	EW-12D		WQ Meter	Horiba U-22 (site)		
Screen Int Dth (ft bgs)	150-155		PID	2020 Photovac (site)		
Screen Int El (ft amsl)	7-12		Pump	1/2 HP		
Purge Start	857					
Purge End	1000					
Flow Rate (gal/min)	15	2	15			
Purge Vol (gal)	800	@935	@945			
PID (ppm)	1.1					
Sample	2 HCl VOAs for VOCs					
Sample Time	1000					
Comments	22° clear, windy					
	small air bubbles in tubing and flow thru cell, appears to be offgasing					
	unable to stop bubbles; interfering w/ turbidity and DO readings					
	large air bubbles coming up discharge					
	150 gal used to drill interval					
	Sample appears to be effervesing					
Time	pH	Con	Tur	DO	Temp	ORP
<i>5 min</i>	<i>± 0.1</i>	<i>±0.020 mS/cm</i>	<i><50 NTU</i>	<i>0.1 or 10%</i>	<i>± 0.5 °C</i>	<i>± 10 mV</i>
905	5.93	0.212	999	5.73	15	-185
910	6.21	0.655	466	4.58	16.6	-80
915	6.44	0.873	54.3	11.34	14.80	33
920	6.45	0.840	33.5	12.39	13.80	55
925	6.44	0.925	36.5	12.95	13.40	65
930	6.41	0.929	35.9	13.69	13.70	72
935	6.44	0.927	28.3	12.21	13.40	80
940	6.44	0.933	44.9	11.77	13.30	85
945	6.42	0.921	33.5	13.88	13.50	77
950	6.44	0.912	29	13.54	13.50	84
955	6.43	0.903	46	13.68	13.30	87

Groundwater Sampling Log						
Claremont Polychemical Superfund Site						
Date	12/20/05		Sampler	CAH		
Well ID	EW-12D		WQ Meter	Horiba U-22 (site)		
Screen Int Dth (ft bgs)	170-175		PID	2020 Photovac (site)		
Screen Int El (ft amsl)	-8-[-13]		Pump	1/2 HP		
Purge Start	1157					
Purge End	1240					
Flow Rate (gal/min)	14					
Purge Vol (gal)	600					
PID (ppm)	0.7					
Sample	2 HCl VOAs for VOCs					
Sample Time	1240					
Comments	28° sunny, breezy					
	small air bubbles in tubing and flow thru cell, appears to be offgasing					
	unable to stop bubbles; interfering w/ turbidity and DO readings					
	large air bubbles coming up discharge					
	150 gal used to drill interval					
	Sample appears to be effervesing					
Time	pH	Con	Tur	DO	Temp	ORP
5 min	± 0.1	±0.020 mS/cm	<50 NTU	0.1 or 10%	± 0.5 °C	± 10 mV
1205	7.09	0.497	45.8	10.61	13.1	-8
1210	6.6	0.78	25	16.08	14	63
1215	6.49	0.834	48.4	17.93	13.90	76
1220	6.44	0.896	24.8	16.29	13.10	91
1225	6.43	0.918	32.5	17.06	13	98
1230	6.40	0.915	44.9	17.42	13.10	103
1235	6.40	0.903	37.9	17.59	13.40	106

Groundwater Sampling Log						
Claremont Polychemical Superfund Site						
Date	12/20/05		Sampler	CAH		
Well ID	EW-12D		WQ Meter	Horiba U-22 (site)		
Screen Int Dth (ft bgs)	190-195		PID	2020 Photovac (site)		
Screen Int El (ft amsl)	-28-[-33]		Pump	1/2 HP		
Purge Start	1422					
Purge End	1510					
Flow Rate (gal/min)	9					
Purge Vol (gal)	432					
PID (ppm)	0.7					
Sample	2 HCl VOAs for VOCs					
Sample Time	1520					
Comments	22° sunny breezy					
	small air bubbles in tubing and flow thru cell, appears to be offgasing					
	unable to stop bubbles; interfering w/ turbidity and DO readings					
	large air bubbles coming up discharge					
	125 gal used to drill					
Time	pH	Con	Tur	DO	Temp	ORP
<i>5 min</i>	<i>± 0.1</i>	<i>±0.020 mS/cm</i>	<i><50 NTU</i>	<i>0.1 or 10%</i>	<i>± 0.5 °C</i>	<i>± 10 mV</i>
1440	5.89	0.773	80.3	12.59	12.7	149
1445	5.64	0.795	67.8	10.69	12.9	167
1450	5.60	0.800	81.9	11.91	13.00	178
1455	5.57	0.797	49	12.68	13.10	182
1500	5.56	0.802	45.6	13.07	13.20	188
1505	5.54	0.804	43.8	13.23	13.00	196
1510	5.54	0.806	41.2	13.56	13.00	198

Groundwater Sampling Log						
Claremont Polychemical Superfund Site						
Date	01/03/06		Sampler	CAH		
Well ID	EW-12D		WQ Meter	Horiba U-22 (site)		
Screen Int Dth (ft bgs)	210-215		PID	2020 Photovac (site)		
Screen Int El (ft amsl)	-38-[-43]		Pump	1/2 HP		
Purge Start	829					
Purge End	925					
Flow Rate (gal/min)	3.8					
Purge Vol (gal)	215					
PID (ppm)	n/a					
Sample	2 HCl VOAs for VOCs					
Sample Time	925					
Comments	35° rain, wind					
	150 gal used to drill last interval					
	discharge surging					
	small air bubbles in tubing and flow thru cell, appears to be offgasing					
	unable to stop bubbles; interfering w/ turbidity and DO readings					
	but not as bad as previous intervals					
Time	pH	Con	Tur	DO	Temp	ORP
<i>5 min</i>	± 0.1	± 0.020 mS/cm	<50 NTU	0.1 or 10%	± 0.5 °C	± 10 mV
850	5.39	0.751	204	10.49	13	50
855	5.71	0.779	129	10.21	12.9	43
900	5.65	0.804	139	11.65	13.10	49
905	5.58	0.836	137	11.24	13.00	59
910	5.56	0.830	105	10.54	13.20	65
915	5.53	0.844	121	11.05	13.10	70
920	5.49	0.843	137	11.53	13.10	73

Groundwater Sampling Log						
Claremont Polychemical Superfund Site						
Date	01/03/06		Sampler	CAH		
Well ID	EW-12D		WQ Meter	Horiba U-22 (site)		
Screen Int Dth (ft bgs)	230-235		PID	2020 Photovac (site)		
Screen Int El (ft amsl)	-63-[-68]		Pump	1/2 HP		
Purge Start	1114					
Purge End	1220					
Flow Rate (gal/min)	12.5					
Purge Vol (gal)	825					
PID (ppm)	0					
Sample	2 HCl VOAs for VOCs					
Sample Time	1220					
Comments	33° rain, wind					
	165 gal used to drill interval					
	small air bubbles in tubing and flow thru cell, appears to be offgasing					
	unable to stop bubbles; interfering w/ turbidity and DO readings					
	large air bubbles coming up discharge					
	Sample appears to be effervesing					
Time	pH	Con	Tur	DO	Temp	ORP
<i>5 min</i>	<i>± 0.1</i>	<i>±0.020 mS/cm</i>	<i><50 NTU</i>	<i>0.1 or 10%</i>	<i>± 0.5 °C</i>	<i>± 10 mV</i>
1125	6.06	0.409	999	10.40	14.8	-37
1130	6.05	0.815	192	16.13	13.4	41
1135	5.98	0.850	176	17.85	13.20	67
1140	5.91	0.869	154	18.17	13.20	90
1145	5.87	0.874	195	16.34	13.00	103
1150	5.84	0.886	126	18.85	13.00	114
1155	5.82	0.887	135	19.52	12.90	123
1200	5.80	0.890	168	19.04	13.10	129
1205	5.78	0.896	125	19.99	12.90	136
1210	5.77	0.900	132	19.99	12.80	142
1215	5.75	0.894	115	19.99	13.10	145

Groundwater Sampling Log						
Claremont Polychemical Superfund Site						
Date	01/03/06		Sampler	CAH		
Well ID	EW-12D		WQ Meter	Horiba U-22 (site)		
Screen Int Dth (ft bgs)	250-255		PID	2020 Photovac (site)		
Screen Int El (ft amsl)	-88-[-93]		Pump	1/2 HP		
Purge Start	1423					
Purge End	1525					
Flow Rate (gal/min)	15					
Purge Vol (gal)	930					
PID (ppm)	0					
Sample	2 HCl VOAs for VOCs					
Sample Time	1525					
Comments	32° rain, wind					
	used 150 gal for last interval					
	small air bubbles in tubing and flow thru cell, appears to be offgasing					
	unable to stop bubbles; interfering w/ turbidity and DO readings					
	large air bubbles coming up discharge					
	Sample appears to be effervesing					
Time	pH	Con	Tur	DO	Temp	ORP
<i>5 min</i>	<i>± 0.1</i>	<i>±0.020 mS/cm</i>	<i><50 NTU</i>	<i>0.1 or 10%</i>	<i>± 0.5 °C</i>	<i>± 10 mV</i>
1435	6.19	0.272	19.7	11.71	13.6	23
1440	5.73	0.672	92.7	15.47	13.8	62
1445	5.61	0.851	118	17.22	13.60	119
1450	5.53	0.909	87.5	18.52	13.70	154
1455	5.48	0.909	76	19.99	13.70	166
1500	5.45	0.920	78.3	19.99	13.70	177
1505	5.42	0.923	101.4	19.99	13.70	185
1510	5.39	0.915	84.9	19.99	13.60	191
1515	5.37	0.927	109	19.99	13.70	197
1520	5.35	0.922	118	19.99	13.70	200

Groundwater Sampling Log						
Claremont Polychemical Superfund Site						
Date		01/10/06		Sampler	CAH	
Well ID		EW-13D		WQ Meter	Horiba U-22 (site)	
Screen Int Dth (ft bgs)		125-135		PID	2020 Photovac (site)	
Screen Int El (ft amsl)		37-27		Pump	1/2 HP	
Purge Start		1448				
Purge End		1610				
Flow Rate (gal/min)		2 but varying cyclically				
Purge Vol (gal)		175 volume measured rather than calculated				
Drill vol interval (gal)		150				
PID (ppm)		37.4				
Sample		2 HCl VOAs for VOCs				
Sample Time		1610				
Comments		46° sunny				
Time	pH	Con	Tur	DO	Temp	ORP
<i>5 min</i>	<i>± 0.1</i>	<i>±0.020 mS/cm</i>	<i><50 NTU</i>	<i>0.1 or 10%</i>	<i>± 0.5 °C</i>	<i>± 10 mV</i>
1510	5.45	0.803	999	7.00	14.16	25
1515	5.73	0.807	999	5.77	14.39	-1
1520	5.82	0.822	999	6.4	14.36	3
1525	5.84	0.833	999	6.33	14.32	1
1530	5.81	0.838	999	6.66	14.20	6
1535	5.82	0.854	848	6.83	14.25	4
1540	5.8	0.866	543	6.89	14.34	8
1550	5.81	0.898	494	6.96	14.38	6
1555	5.82	0.909	321	7.04	14.34	9
1600	5.81	0.915	346	7.13	14.21	13
1605	5.81	0.916	354	7.17	14.17	15

Groundwater Sampling Log						
Claremont Polychemical Superfund Site						
Date	01/11/06			Sampler	CAH	
Well ID	EW-13D			WQ Meter	Horiba U-22 (site)	
Screen Int Dth (ft bgs)	150-155			PID	2020 Photovac (site)	
Screen Int El (ft amsl)	12-7			Pump	1/2 HP	
Purge Start	717					
Purge End	800					
Flow Rate (gal/min)	6.25					
Purge Vol (gal)	270					
Drill vol interval (gal)	150					
PID (ppm)	39					
Sample	2 HCl VOAs for VOCs					
Sample Time	800					
Comments	40° overcast					
	small amt of offgassing					
Time	pH	Con	Tur	DO	Temp	ORP
<i>5 min</i>	<i>± 0.1</i>	<i>±0.020 mS/cm</i>	<i><50 NTU</i>	<i>0.1 or 10%</i>	<i>± 0.5 °C</i>	<i>± 10 mV</i>
730	5.03	0.894	194	10.42	14.05	107
735	5.1	0.899	123	10.15	14.28	111
740	5.05	0.913	52	9.68	14.33	120
745	5.01	0.909	47	10.51	14.35	120
750	5.01	0.905	40	10.03	14.38	124
755	4.98	0.900	46.7	10.61	14.35	126

Groundwater Sampling Log						
Claremont Polychemical Superfund Site						
Date	01/11/06			Sampler	CAH	
Well ID	EW-13D			WQ Meter	Horiba U-22 (site)	
Screen Int Dth (ft bgs)	170-175			PID	2020 Photovac (site)	
Screen Int El (ft amsl)	-8-[-13]			Pump	1/2 HP	
Purge Start	946					
Purge End	1105					
Flow Rate (gal/min)	11.5					
Purge Vol (gal)	900					
Drill vol interval (gal)	150					
PID (ppm)	28					
Sample	2 HCl VOAs for VOCs					
Sample Time	1105					
Comments	43° overcast					
	extensive offgasing in flow thru cell					
	large air bubbles coming up discharge					
	air bubbles interfering w/ tur readings					
	actual turbidity lower than meter reading					
	sample effervescing, small unavoidable bubbles in sample vial					
Time	pH	Con	Tur	DO	Temp	ORP
<i>5 min</i>	<i>± 0.1</i>	<i>±0.020 mS/cm</i>	<i><50 NTU</i>	<i>0.1 or 10%</i>	<i>± 0.5 °C</i>	<i>± 10 mV</i>
1000	5.31	0.872	999	14.09	14.81	132
1010	5.31	0.862	165	18.92	14.66	150
1015	5.30	0.892	129	19.54	14.69	155
1020	5.29	0.889	110	19.99	14.67	159
1030	5.27	0.921	144	19.99	14.61	166
1035	5.27	0.878	76.5	19.99	14.63	169
1040	5.26	0.912	123	19.38	14.62	173
1045	5.26	0.898	104	19.67	14.64	177
1050	5.25	0.879	116	19.96	14.63	178
1055	5.25	0.862	127	19.99	14.67	179
1100	5.25	0.881	108	19.15	14.64	181

Groundwater Sampling Log						
Claremont Polychemical Superfund Site						
Date	01/11/06		Sampler	CAH		
Well ID	EW-13D		WQ Meter	Horiba U-22 (site)		
Screen Int Dth (ft bgs)	190-195		PID	2020 Photovac (site)		
Screen Int El (ft amsl)	-28-[-33]		Pump	1/2 HP		
Purge Start	1203					
Purge End	1310					
Flow Rate (gal/min)	4.5					
Purge Vol (gal)	230					
Drill vol interval (gal)	150					
PID (ppm)	41					
Sample	2 HCl VOAs for VOCs					
Sample Time	1310					
Comments	45° overcast					
	misting at 1225					
	extensive offgasing in flow thru cell					
	large air bubbles coming up discharge					
	air bubbles interfering w/ tur readings					
	actual turbidity lower than meter reading					
	1247 flow rate fluctuating					
	sample effervescing, small unavoidable bubbles in sample vial					
Time	pH	Con	Tur	DO	Temp	ORP
<i>5 min</i>	± 0.1	± 0.020 mS/cm	<50 NTU	<i>0.1 or 10%</i>	± 0.5 °C	± 10 mV
1225	5.76	0.839	819	12.16	13.46	77
1230	5.57	0.898	695	12.49	13.47	73
1235	5.51	0.908	420	12.4	13.64	84
1240	5.45	0.925	294	14.18	13.77	95
1245	5.43	0.932	199	14.98	13.83	101
1250	5.42	0.935	259	14.87	13.81	101
1255	5.39	0.918	160	15.63	13.69	109
1300	5.41	0.919	173	16.33	13.73	106

Groundwater Sampling Log						
Claremont Polychemical Superfund Site						
Date	01/11/06		Sampler	CAH		
Well ID	EW-13D		WQ Meter	Horiba U-22 (site)		
Screen Int Dth (ft bgs)	210-215		PID	2020 Photovac (site)		
Screen Int El (ft amsl)	-48-[-53]		Pump	1/2 HP		
Purge Start	1422					
Purge End	1515					
Flow Rate (gal/min)	7.5					
Purge Vol (gal)	400					
Drill vol interval (gal)	9					
PID (ppm)	24.3					
Sample	2 HCl VOAs for VOCs					
Sample Time	1515					
Comments	40° overcast					
	offgassing in flow thru cell					
	large air bubbles coming up discharge					
	air bubbles interfering w/ tur readings					
	actual turbidity lower than meter reading					
	sample effervescing, small unavoidable bubbles in sample vial					
Time	pH	Con	Tur	DO	Temp	ORP
<i>5 min</i>	<i>± 0.1</i>	<i>±0.020 mS/cm</i>	<i><50 NTU</i>	<i>0.1 or 10%</i>	<i>± 0.5 °C</i>	<i>± 10 mV</i>
1450	4.98	0.898	128	14.31	14.3	205
1455	4.91	0.911	85	15.94	14.3	212
1500	4.87	0.900	49.8	18.85	14.30	222
1505	4.86	0.912	50	19.99	14.34	224
1510	4.86	0.913	49.6	19.99	14.37	226

Groundwater Sampling Log						
Claremont Polychemical Superfund Site						
Date	01/12/06		Sampler	CAH		
Well ID	EW-13D		WQ Meter	Horiba U-22 (site)		
Screen Int Dth (ft bgs)	230-235		PID	2020 Photovac (site)		
Screen Int El (ft amsl)	-68-[-73]		Pump	1/2 HP		
Purge Start	704					
Purge End	805					
Flow Rate (gal/min)	8					
Purge Vol (gal)	488					
Drill vol interval (gal)	150					
PID (ppm)	39.1					
Sample	2 HCl VOAs for VOCs					
Sample Time	805					
Comments	45° partly cloudy					
	offgassing in flow thru cell					
	large air bubbles coming up discharge					
	air bubbles interfering w/ tur readings					
	actual turbidity lower than meter reading					
	sample effervescing, small unavoidable bubbles in sample vial					
Time	pH	Con	Tur	DO	Temp	ORP
5 min	± 0.1	±0.020 mS/cm	<50 NTU	0.1 or 10%	± 0.5 °C	± 10 mV
715	5.17	0.72	390	14.00	14.17	64
720	5.24	0.842	231	16.24	14.22	108
725	5.18	0.895	210	19	14.14	145
730	5.13	0.894	256	19.99	14.18	169
735	5.08	0.862	73.6	19.99	14.18	184
740	5.05	0.852	87.9	19.99	14.20	193
745	5.03	0.863	57	16.65	14.14	202
750	5.02	0.844	63	16.08	14.16	204
755	5.02	0.827	53	16.02	14.18	207
800	5.00	0.836	76.4	16.69	14.18	209

Groundwater Sampling Log						
Claremont Polychemical Superfund Site						
Date	01/12/06		Sampler	CAH		
Well ID	EW-13D		WQ Meter	Horiba U-22 (site)		
Screen Int Dth (ft bgs)	250-255		PID	2020 Photovac (site)		
Screen Int El (ft amsl)	-87-[-93]		Pump	1/2 HP		
Purge Start	942					
Purge End	1035					
Flow Rate (gal/min)	10					
Purge Vol (gal)	530					
Drill vol interval (gal)	150					
PID (ppm)	forgot to measure					
Sample	2 HCl VOAs for VOCs					
	2 half full VOAs for headspace					
	2 unpreserved VOAs for diss gases					
Sample Time	1035					
Comments	45° sunny, few clouds					
	offgassing in flow thru cell					
	large air bubbles coming up discharge					
	air bubbles interfering w/ tur readings					
	actual turbidity lower than meter reading					
	sample effervescing, small unavoidable bubbles in sample vial					
Time	pH	Con	Tur	DO	Temp	ORP
<i>5 min</i>	<i>± 0.1</i>	<i>±0.020 mS/cm</i>	<i><50 NTU</i>	<i>0.1 or 10%</i>	<i>± 0.5 °C</i>	<i>± 10 mV</i>
1000	5.33	0.883	146	17.15	14.15	171
1005	5.26	0.834	87.6	19.99	14.16	187
1010	5.23	0.868	63.2	19.1	14.24	194
1015	5.2	0.862	55.1	19.59	14.29	202
1020	5.18	0.853	72.6	19.65	14.32	209
1025	5.14	0.863	65.9	18.96	14.34	212

Groundwater Sampling Log						
Claremont Polychemical Superfund Site						
Date	01/12/06			Sampler	CAH	
Well ID	EW-13D			WQ Meter	Horiba U-22 (site)	
Screen Int Dth (ft bgs)	270-275			PID	2020 Photovac (site)	
Screen Int El (ft amsl)	-108-[-113]			Pump	1/2 HP	
Purge Start	1200					
Purge End	1310					
Flow Rate (gal/min)	2.2					
Purge Vol (gal)	154					
Drill vol interval (gal)	150					
PID (ppm)	34.6					
Sample	2 HCl VOAs for VOCs					
Sample Time	1310					
Comments	50° sunny					
	some slugs of air bubbles. no offgassing in flow thru					
Time	pH	Con	Tur	DO	Temp	ORP
<i>5 min</i>	<i>± 0.1</i>	<i>±0.020 mS/cm</i>	<i><50 NTU</i>	<i>0.1 or 10%</i>	<i>± 0.5 °C</i>	<i>± 10 mV</i>
1225	5.32	0.388	126	4.77	14.57	14
1230	5.26	0.47	64.1	4.22	14.57	-18
1235	5.23	0.506	47.9	4.23	14.61	-12
1240	5.22	0.527	26.8	4.3	14.66	-6
1245	5.20	0.542	21.5	4.49	14.63	-1
1250	5.20	0.555	2.3	4.49	14.64	5
1255	5.18	0.577	24.4	4.66	14.73	11
1300	5.17	0.588	20.4	4.75	14.85	15
1305	5.17	0.592	17.2	4.82	14.78	17

Groundwater Sampling Log						
Claremont Polychemical Superfund Site						
Date	01/12/06		Sampler	CAH		
Well ID	EW-13D		WQ Meter	Horiba U-22 (site)		
Screen Int Dth (ft bgs)	290-295		PID	2020 Photovac (site)		
Screen Int El (ft amsl)	-128-[-133]		Pump	1/2 HP		
Purge Start	1451					
Purge End	1725					
Flow Rate (gal/min)	0.9					
Purge Vol (gal)	150					
Drill vol interval (gal)	150					
PID (ppm)	92.2					
Sample	2 HCl VOAs for VOCs					
Sample Time	1725					
Comments	55° sunny, breeze					
	parameters stable at 1600, continued purge to ensure representative groundwater					
Time	pH	Con	Tur	DO	Temp	ORP
<i>5 min</i>	<i>± 0.1</i>	<i>±0.020 mS/cm</i>	<i><50 NTU</i>	<i>0.1 or 10%</i>	<i>± 0.5 °C</i>	<i>± 10 mV</i>
1515	5.98	0.127	999	5.89	14.07	22
1520	6.08	0.135	999	5.60	14.03	20
1525	5.78	0.180	999	4.11	14.15	-12
1530	5.35	0.226	766	4.26	14.14	-23
1540	5.26	0.235	483	4.76	14.14	9
1550	5.19	0.249	79.3	5.04	14.14	23
1555	5.19	0.251	49	5.05	14.15	24
1600	5.18	0.254	49.5	5.09	14.19	26
1605	5.17	0.256	43.3	5.15	14.14	28
1610	5.15	0.257	45.2	5.2	14.03	30
1615	5.14	0.257	41.2	5.24	13.96	31
1620	5.13	0.258	34	5.29	13.88	33
1625	5.12	0.258	30.5	5.33	13.79	35
1630	5.11	0.258	26	5.38	13.74	37
1635	5.10	0.258	28.8	5.41	13.52	39
1640	5.10	0.258	26.8	5.46	13.26	41
1645	5.09	0.258	26	5.5	13.18	42
1650	5.09	0.258	25.6	5.52	13.25	44
1655	5.08	0.258	25.2	5.54	13.28	46
1700	5.08	0.258	23.1	5.55	13.25	47
1705	5.07	0.257	21.5	5.59	13.21	49
1710	5.07	0.257	21.7	5.61	13.19	51
1715	5.07	0.257	22	5.64	13.19	52
1720	5.06	0.257	20.8	5.66	13.07	53

Groundwater Sampling Log						
Claremont Polychemical Superfund Site						
Date	01/13/06			Sampler	CAH	
Well ID	EW-13D			WQ Meter	Horiba U-22 (site)	
Screen Int Dth (ft bgs)	310-315			PID	2020 Photovac (site)	
Screen Int El (ft amsl)	-148-[-153]			Pump	1/2 HP	
Purge Start	848					
Purge End	1025					
Flow Rate (gal/min)	12					
Purge Vol (gal)	1164					
Drill vol interval (gal)	175					
PID (ppm)	10.6					
Sample	2 HCl VOAs for VOCs					
Sample Time	1025					
Comments	40° heavy fog					
Time	pH	Con	Tur	DO	Temp	ORP
<i>5 min</i>	<i>± 0.1</i>	<i>±0.020 mS/cm</i>	<i><50 NTU</i>	<i>0.1 or 10%</i>	<i>± 0.5 °C</i>	<i>± 10 mV</i>
900	5.32	0.116	128	16.53	14.83	68
905	5.68	0.137	65.9	7.47	15.86	-16
910	5.7	0.188	45.3	2.92	15.12	-58
915	5.69	0.217	45.9	3.16	14.61	-25
920	5.65	0.221	52.1	4.21	13.92	20
925	5.6	0.218	50.5	4.59	13.61	36
930	5.55	0.216	50.3	4.9	13.37	46
935	5.48	0.213	51.3	5.44	13.29	64
940	5.44	0.211	51.5	5.73	13.18	73
945	5.40	0.209	52.4	5.93	13.17	82
950	5.35	0.208	58.1	6.22	13.01	97
955	5.30	0.206	57.2	6.49	12.98	112
1000	5.26	0.205	58.3	6.66	12.97	124
1005	5.22	0.204	59.5	6.84	13.03	136
1000	5.19	0.203	60.6	6.99	12.93	148
1005	5.17	0.202	62.8	7.1	13.00	156
1010	5.13	0.202	64.9	7.18	13.07	167
1015	5.11	0.201	72.2	7.27	13.02	173
1020	5.09	0.201	73.9	7.34	12.99	177

Groundwater Sampling Log						
Claremont Polychemical Superfund Site						
Date		01/13/06		Sampler	CAH	
Well ID		EW-13D		WQ Meter	Horiba U-22 (site)	
Screen Int Dth (ft bgs)		330-335		PID	2020 Photovac (site)	
Screen Int El (ft amsl)		-168-[-173]		Pump	1/2 HP	
Purge Start		1158				
Purge End		1245				
Flow Rate (gal/min)		12				
Purge Vol (gal)		564				
Drill vol interval (gal)		150				
PID (ppm)		12.4				
Sample		2 HCl VOAs for VOCs				
Sample Time		1245				
Comments		45° dense fog				
Time	pH	Con	Tur	DO	Temp	ORP
<i>5 min</i>		± 0.020 mS/cm	<i><50 NTU</i>	<i>0.1 or 10%</i>	± 0.5 °C	± 10 mV
1210	5.16	0.133	124	7.40	13.36	161
1215	4.91	0.13	66	7.18	13.01	218
1220	4.84	0.129	63.7	7.28	13.01	229
1225	4.76	0.128	52.1	7.45	12.96	239
1230	4.70	0.128	58.7	7.54	13.00	245
1235	4.65	0.127	55.4	7.64	12.90	251
1240	4.61	0.127	56.6	7.7	12.91	255

Groundwater Sampling Log						
Claremont Polychemical Superfund Site						
Date	01/13/06			Sampler	CAH	
Well ID	EW-13D			WQ Meter	Horiba U-22 (site)	
Screen Int Dth (ft bgs)	350-355			PID	2020 Photovac (site)	
Screen Int El (ft amsl)	-188-[-193]			Pump	1/2 HP	
Purge Start	1439					
Purge End	1545					
Flow Rate (gal/min)	10					
Purge Vol (gal)	660					
Drill vol interval (gal)	150					
PID (ppm)	13.8					
Sample	2 HCl VOAs for VOCs					
Sample Time	1545					
Comments	45° heavy fog					
Time	pH	Con	Tur	DO	Temp	ORP
<i>5 min</i>	<i>± 0.1</i>	<i>±0.020 mS/cm</i>	<i><50 NTU</i>	<i>0.1 or 10%</i>	<i>± 0.5 °C</i>	<i>± 10 mV</i>
1450	5.3	0.128	480	9.55	13.24	-44
1455	5.21	0.123	85.1	6.62	13.06	16
1500	5.13	0.120	60.6	6.94	12.93	94
1505	5.03	0.117	26.2	7.3	12.81	128
1510	4.98	0.115	23.1	7.57	12.73	163
1515	4.94	0.115	19.9	7.66	12.75	177
1520	4.90	0.114	22.4	7.76	12.71	189
1525	4.84	0.114	25.5	7.84	12.75	200
1530	4.82	0.113	29.4	7.88	12.70	205
1535	4.79	0.113	29.4	7.93	12.70	211
1540	4.76	0.113	32.7	8.02	12.67	215

Groundwater Sampling Log						
Claremont Polychemical Superfund Site						
Date		1/14/2006		Sampler	CAH	
Well ID		EW-13D		WQ Meter	Horiba U-22 (site)	
Screen Int Dth (ft bgs)		370-375		PID	2020 Photovac (site)	
Screen Int El (ft amsl)		-208-[-213]		Pump	1/2 HP	
Purge Start		1053				
Purge End		1150				
Flow Rate (gal/min)		10				
Purge Vol (gal)		570				
Drill vol interval (gal)		200				
PID (ppm)		10.3				
Sample		2 HCl VOAs for VOCs				
Sample Time		1150				
Comments		54° rain				
Time	pH	Con	Tur	DO	Temp	ORP
<i>5 min</i>	<i>± 0.1</i>	<i>±0.020 mS/cm</i>	<i><50 NTU</i>	<i>0.1 or 10%</i>	<i>± 0.5 °C</i>	<i>± 10 mV</i>
1105	5.43	0.146	318	10.72	14.92	-28
1110	5.6	0.149	190	4.79	14.42	-70
1115	5.53	0.147	109	7.55	13.58	39
1120	5.44	0.142	104	8.39	13.29	70
1125	5.34	0.137	110	8.88	13.07	99
1130	5.27	0.135	118	9.1	13.02	135
1135	5.22	0.134	125	9.36	12.98	152
1140	5.17	0.132	137	9.47	12.96	155
1145	5.14	0.131	126	9.55	12.92	162

Groundwater Sampling Log						
Claremont Polychemical Superfund Site						
Date		05/04/06		Sampler	CAH	
Well ID		EW-14D		WQ Meter	Horiba U-22 (site)	
Screen Int Dth (ft bgs)		50-55		PID	2020 Photovac (site)	
Screen Int El (ft amsl)		49.68-44.68		Pump	1/2 HP	
Purge Start		905				
Purge End		953				
Flow Rate (gal/min)		4.5				
Purge Vol (gal)		200				
Drill vol interval (gal)		65				
PID (ppm)		18				
Sample		2 HCl VOAs for VOCs				
Sample Time		955				
Comments		60° mostly cloudy				
Time	pH	Con	Tur	DO	Temp	ORP
<i>5 min</i>	<i>± 0.1</i>	<i>±0.020 mS/cm</i>	<i><50 NTU</i>	<i>0.1 or 10%</i>	<i>± 0.5 °C</i>	<i>± 10 mV</i>
928	5.37	0.087	999	12.46	13.66	72
933	5.33	0.083	939	11.16	13.61	74
938	5.27	0.082	730	11.53	13.53	82
943	5.27	0.081	644	11.41	13.50	89
948	5.25	0.081	479	11.48	13.50	92

Groundwater Sampling Log						
Claremont Polychemical Superfund Site						
Date		05/04/06		Sampler	CAH	
Well ID		EW-14D		WQ Meter	Horiba U-22 (site)	
Screen Int Dth (ft bgs)		70-75		PID	2020 Photovac (site)	
Screen Int El (ft amsl)		29.7-24.7		Pump	1/2 HP	
Purge Start		1043				
Purge End		1135				
Flow Rate (gal/min)		16.6				
Purge Vol (gal)		830				
Drill vol interval (gal)		100				
PID (ppm)		0				
Sample		2 HCl VOAs for VOCs				
Sample Time		1135				
Comments		65° sunny				
		actual turbidity of sample less than 50 NTU, will recal Horiba				
Time	pH	Con	Tur	DO	Temp	ORP
<i>5 min</i>	<i>± 0.1</i>	<i>±0.020 mS/cm</i>	<i><50 NTU</i>	<i>0.1 or 10%</i>	<i>± 0.5 °C</i>	<i>± 10 mV</i>
1058	5.51	0.085	999	12.25	12.62	82
1103	5.28	0.08	587	10.01	12.21	96
1108	5.21	0.079	405	10.31	12.09	110
1113	5.14	0.079	266	10.5	12.07	122
1118	5.18	0.079	225	10.69	12.03	127
1123	5.16	0.078	193	10.79	11.97	138
1128	5.14	0.078	170	10.9	11.96	141
1133	5.09	0.078	145	10.95	12.13	148

Groundwater Sampling Log						
Claremont Polychemical Superfund Site						
Date		05/04/06		Sampler	CAH	
Well ID		EW-14D		WQ Meter	Horiba U-22 (site)	
Screen Int Dth (ft bgs)		90-95		PID	2020 Photovac (site)	
Screen Int El (ft amsl)		9.68-4.68		Pump	1/2 HP	
Purge Start		1258				
Purge End		1350				
Flow Rate (gal/min)		6.6				
Purge Vol (gal)		343.2				
Drill vol interval (gal)		150				
PID (ppm)		6.8				
Sample		2 HCl VOAs for VOCs				
Sample Time		1350				
Comments		75° sunny				
Time	pH	Con	Tur	DO	Temp	ORP
<i>5 min</i>	<i>± 0.1</i>	<i>±0.020 mS/cm</i>	<i><50 NTU</i>	<i>0.1 or 10%</i>	<i>± 0.5 °C</i>	<i>± 10 mV</i>
1307	5.42	0.205	333	8.72	16.22	-42
1312	5.47	0.194	291	7.34	14.91	3
1317	5.39	0.194	303	7.24	14.65	18
1322	5.4	0.192	165	7.33	14.36	30
1327	5.34	0.189	105	7.44	13.95	40
1332	5.34	0.194	95	7.72	13.82	46
1337	5.3	0.195	123	7.86	13.68	54
1342	5.31	0.195	589	7.81	13.64	57
1347	5.28	0.194	149	7.87	13.48	63

Groundwater Sampling Log						
Claremont Polychemical Superfund Site						
Date		05/04/06		Sampler	CAH	
Well ID		EW-14D		WQ Meter	Horiba U-22 (site)	
Screen Int Dth (ft bgs)		100-105		PID	2020 Photovac (site)	
Screen Int El (ft amsl)		-0.3-[-5.3]		Pump	1/2 HP	
Purge Start		1529				
Purge End		1627				
Flow Rate (gal/min)		20	6.8 @ 1334			
Purge Vol (gal)		560	includes 100 gal from initial purge attempt			
Drill vol interval (gal)		100				
PID (ppm)		12				
Sample		2 HCl VOAs for VOCs				
Sample Time		1627				
Comments		78° sunny				
		pulled pump and restarted				
Time	pH	Con	Tur	DO	Temp	ORP
<i>5 min</i>	<i>± 0.1</i>	<i>±0.020 mS/cm</i>	<i><50 NTU</i>	<i>0.1 or 10%</i>	<i>± 0.5 °C</i>	<i>± 10 mV</i>
1535	5.54	0.258	697	9.94	14.4	55
1540	5.42	0.266	375	7.62	13.82	63
1545	5.34	0.268	246	7.52	13.43	81
1550	5.27	0.266	195	7.74	12.94	103
1555	5.21	0.264	197	8	12.82	127
1600	5.17	0.261	105	8.17	12.78	146
1605	5.13	0.260	53	8.27	12.65	156
1610	5.09	0.259	7	8.35	12.53	167
1615	5.06	0.257	0	8.47	12.47	176
1620	5.04	0.256	1.9	8.52	12.43	178
1625	5.03	0.255	3	8.61	12.39	181

Groundwater Sampling Log						
Claremont Polychemical Superfund Site						
Date		05/05/06		Sampler	CAH	
Well ID		EW-14D		WQ Meter	Horiba U-22 (site)	
Screen Int Dth (ft bgs)		130-135		PID	2020 Photovac (site)	
Screen Int El (ft amsl)		-30.3-[-35.3]		Pump	1/2 HP	
Purge Start		745				
Purge End		852				
Flow Rate (gal/min)		3				
Purge Vol (gal)		201				
Drill vol interval (gal)		100				
PID (ppm)		8				
Sample		2 HCl VOAs for VOCs				
Sample Time		852				
Comments		68° overcast				
		problems w/ tur sensor, based on visual < 50				
Time	pH	Con	Tur	DO	Temp	ORP
<i>5 min</i>	<i>± 0.1</i>	<i>±0.020 mS/cm</i>	<i><50 NTU</i>	<i>0.1 or 10%</i>	<i>± 0.5 °C</i>	<i>± 10 mV</i>
800	6.28	0.175	777	12.50	13.45	7
805	5.02	0.226	379	8.30	13.62	72
810	4.91	0.229	173	8.7	13.70	85
815	4.89	0.229	158	9.41	13.70	93
820	4.88	0.230	<50	9.93	13.73	101
825	4.87	0.230	<50	10.3	13.74	110
830	4.83	0.232	<50	10.53	13.84	117
835	4.84	0.233	<50	10.59	13.84	124
840	4.83	0.232	<50	10.67	13.87	130
845	4.83	0.234	<50	10.68	13.92	137
850	4.83	0.234	<50	10.81	13.91	137

Groundwater Sampling Log						
Claremont Polychemical Superfund Site						
Date	05/05/06		Sampler	CAH		
Well ID	EW-14D		WQ Meter	Horiba U-22 (site)		
Screen Int Dth (ft bgs)	150-155		PID	2020 Photovac (site)		
Screen Int El (ft amsl)	-50.3-[-55.3]		Pump	1/2 HP		
Purge Start	950					
Purge End	1035					
Flow Rate (gal/min)	8.5					
Purge Vol (gal)	383					
Drill vol interval (gal)	100					
PID (ppm)	6					
Sample	2 HCl VOAs for VOCs					
Sample Time	1035					
Comments	70° overcast					
	Turbidity sensor not working, using visual observations					
Time	pH	Con	Tur	DO	Temp	ORP
<i>5 min</i>	<i>± 0.1</i>	<i>±0.020 mS/cm</i>	<i><50 NTU</i>	<i>0.1 or 10%</i>	<i>± 0.5 °C</i>	<i>± 10 mV</i>
1002	4.86	0.29	999	12.57	13.37	130
1007	4.83	0.286	462	9.78	12.91	145
1012	4.84	0.281	244	9.42	12.93	161
1017	4.83	0.279	177	9.42	12.87	165
1022	4.83	0.278	150	9.49	12.85	174
1027	4.8	0.278	<50	9.46	12.81	177
1032	4.79	0.277	<50	9.47	12.79	179

Groundwater Sampling Log						
Claremont Polychemical Superfund Site						
Date		05/05/06		Sampler	CAH	
Well ID		EW-14D		WQ Meter	Horiba U-22 (site)	
Screen Int Dth (ft bgs)		170-175		PID	2020 Photovac (site)	
Screen Int El (ft amsl)		-70.3-[-75.3]		Pump	1/2 HP	
Purge Start		1201				
Purge End		1337				
Flow Rate (gal/min)		8.5				
Purge Vol (gal)		816				
Drill vol interval (gal)		100				
PID (ppm)		9				
Sample		2 HCl VOAs for VOCs				
Sample Time		1337				
Comments		75° overcast				
		Turbidity sensor not working, using visual observations				
Time	pH	Con	Tur	DO	Temp	ORP
<i>5 min</i>	± 0.1	± 0.020 mS/cm	<i><50 NTU</i>	<i>0.1 or 10%</i>	± 0.5 °C	± 10 mV
1208	6.3	0.171	728	12.69	16.68	-218
1213	6.01	0.221	435	5.18	15.87	-184
1218	5.85	0.225	<50	4.66	14.36	-69
1226	5.64	0.206	<50	5.67	13.05	14
1231	5.5	0.208	<50	6.46	12.85	40
1236	5.48	0.205	<50	6.76	12.78	51
1241	5.42	0.203	<50	7.08	12.69	62
1246	5.37	0.201	<50	7.33	12.74	71
1251	5.31	0.198	<50	7.62	12.67	83
1256	5.28	0.196	<50	7.59	12.53	90
1301	5.25	0.195	<50	7.47	12.61	98
1306	5.20	0.194	<50	7.74	12.57	109
1311	5.17	0.192	<50	7.85	12.58	121
1316	5.14	0.191	<50	8.02	12.55	133
1321	5.12	0.190	<50	8.18	12.52	142
1326	5.10	0.190	<50	8.29	12.48	151
1331	5.08	0.188	<50	8.35	12.43	158
1336	5.05	0.188	<50	8.49	12.40	160

Groundwater Sampling Log						
Claremont Polychemical Superfund Site						
Date		05/05/06		Sampler	CAH	
Well ID		EW-14D		WQ Meter	Horiba U-22 (site)	
Screen Int Dth (ft bgs)		190-195		PID	2020 Photovac (site)	
Screen Int El (ft amsl)		-90.3-[-95.3]		Pump	1/2 HP	
Purge Start		1447				
Purge End		1605				
Flow Rate (gal/min)		8.5				
Purge Vol (gal)		663				
Drill vol interval (gal)		200				
PID (ppm)		0				
Sample		2 HCl VOAs for VOCs				
Sample Time		1605				
Comments		75° overcast				
		Turbidity sensor not working, using visual observations				
Time	pH	Con	Tur	DO	Temp	ORP
<i>5 min</i>	<i>± 0.1</i>	<i>±0.020 mS/cm</i>	<i><50 NTU</i>	<i>0.1 or 10%</i>	<i>± 0.5 °C</i>	<i>± 10 mV</i>
1457	6.25	0.115	>50	9.46	18.36	-90
1502	6.15	0.109	<50	5.01	16.88	-76
1507	5.89	0.104	<50	4.44	15.14	3
1512	5.72	0.102	<50	5.12	14.37	39
1517	5.58	0.096	<50	5.98	13.55	63
1522	5.51	0.093	<50	6.2	13.38	78
1527	5.44	0.100	<50	6.51	13.12	84
1532	5.40	0.098	<50	6.72	13.10	93
1537	5.36	0.096	<50	6.93	12.93	101
1542	5.32	0.095	<50	6.98	12.93	109
1547	5.29	0.093	<50	7.06	12.94	117
1552	5.22	0.092	<50	7.06	12.86	126
1557	5.20	0.091	<50	7.13	12.83	132
1602	5.17	0.090	<50	7.13	12.95	136

Groundwater Sampling Log						
Claremont Polychemical Superfund Site						
Date		05/06/06		Sampler	CAH	
Well ID		EW-14D		WQ Meter	Horiba U-22 (site)	
Screen Int Dth (ft bgs)		210-215		Pump	1/2 HP	
Screen Int El (ft amsl)		-110.3-[-115.3]				
Purge Start		820				
Purge End		920				
Flow Rate (gal/min)		10.7				
Purge Vol (gal)		642				
Drill vol interval (gal)		150				
Sample		2 HCl VOAs for VOCs				
Sample Time		923				
Comments		68° sunny				
		Turbidity sensor not working, using visual observations				
Time	pH	Con	Tur	DO	Temp	ORP
<i>5 min</i>	<i>± 0.1</i>	<i>±0.020 mS/cm</i>	<i><50 NTU</i>	<i>0.1 or 10%</i>	<i>± 0.5 °C</i>	<i>± 10 mV</i>
830	5.36	0.139	854	10.48	14.35	-83
835	5.51	0.077	560	6.22	13.12	-33
840	5.41	0.070	50-100	7.04	12.91	3
845	5.34	0.065	50-100	7.57	12.82	20
850	5.3	0.060	50-100	8.01	12.74	39
855	5.24	0.057	<50	8.45	12.67	55
900	5.21	0.056	<50	8.52	12.63	68
905	5.17	0.055	<50	8.9	12.37	80
910	5.16	0.055	<50	9.01	12.37	89
915	5.12	0.054	<50	8.99	12.28	96
920	5.12	0.054	<50	9.04	12.28	99

Groundwater Sampling Log						
Claremont Polychemical Superfund Site						
Date		05/06/06		Sampler	CAH	
Well ID		EW-14D		WQ Meter	Horiba U-22 (site)	
Screen Int Dth (ft bgs)		260-265		Pump	1/2 HP	
Screen Int El (ft amsl)		-160.3-[-165.3]				
Purge Start		1353				
Purge End		1452				
Flow Rate (gal/min)		8.5				
Purge Vol (gal)		500				
Drill vol interval (gal)		200				
Sample		2 HCl VOAs for VOCs				
Sample Time		1452				
Comments		70° mostly cloudy				
		Turbidity sensor not working, using visual observations				
Time	pH	Con	Tur	DO	Temp	ORP
<i>5 min</i>	± 0.1	± 0.020 mS/cm	<i><50 NTU</i>	<i>0.1 or 10%</i>	± 0.5 °C	± 10 mV
1405	5.61	0.092	100-300	8.06	18.21	-24
1410	5.72	0.086	100-300	4.41	16.57	-38
1415	5.71	0.079	100	3.62	15.33	-10
1420	5.64	0.075	<50	3.86	14.83	7
1425	5.59	0.072	<50	4.34	14.25	23
1430	5.55	0.071	<50	4.99	14.03	31
1435	5.54	0.069	<50	5.55	13.84	38
1440	5.53	0.068	<50	5.92	13.67	44
1445	5.48	0.066	<50	6.2	13.46	49
1450	5.46	0.065	<50	6.38	13.40	53

APPENDIX H

Groundwater Sampling Laboratory Reports



NYSDOH 11418
NJDEP NY050
CTDOH PH-0205
PADEP 68-00573

Thursday, December 15, 2005

Richard Cronce
Scientific Applications International Corp.
6310 Allertown Boulevard
Harrisburg, PA 17112

TEL: (717) 901-8852
FAX (717) 901-8105

RE: Claremont

Order No.: 0512158

Dear Richard Cronce:

American Analytical Laboratories, LLC. received 1 sample(s) on 12/15/2005 for the analyses presented in the following report.

Samples were analyzed in accordance with the test procedures documented on the chain of custody and detailed throughout the text of this report.

The limits provided in the data package are analytical reporting limits and not Federal or Local mandated values to which the sample results should be compared.

There were no problems with the analyses and all data for associated QC met laboratory specifications.

If you have any questions regarding these tests results, please do not hesitate to call (631) 454-6100 or email me directly at lbeyer@american-analytical.com.

Sincerely,

Lori Beyer
Lab Director

American Analytical Laboratories, LLC.

Date: 15-Dec-05

CLIENT: Scientific Applications International Corp.
Project: Claremont
Lab Order: 0512158

Work Order Sample Summary

Lab Sample ID	Client Sample ID	Tag Number	Collection Date	Date Received
0512158-01A	EW10D/135/24	7392	12/15/2005 8:35:00 AM	12/15/2005

AMERICAN ANALYTICAL LABORATORIES, LLC

56 TOLEDO STREET

FARMINGDALE, NEW YORK 11735

TELEPHONE: (631) 454-6100 FAX: (631) 454-8027

DATA REPORTING QUALIFIERS

For reporting results, the following "Results Qualifiers" are used:

Value	If the result is greater than or equal to the detection limit, report the value
U	Indicates the compound was analyzed for but was not detected. Report the minimum detection limit for the sample with the U, i.e. "10U". This is not necessarily the instrument detection limit attainable for this particular sample based on any concentration or dilution that may have been required.
J	Indicates an estimated value. The flag is used: <ol style="list-style-type: none">(1) When estimating a concentration for a tentatively identified compound (library search hits, where a 1:1 response is assumed.)(2) When the mass spectral data indicated the identification, however the result was less than the specified detection limit greater than zero. If the detection limit was 10ug/L and a concentration of 3ug/L was calculated report as 3J. This flag is used when similar situations arise on any organic parameter i.e. Pesticide, PCBs and others.
B	Indicates the analyte was found in the blank as well as the sample report "10B".
E	Indicates the analytes concentration exceeds the calibrated range of the instrument for that specific analysis.
D	This flag identifies all compounds identified in an analysis at a secondary dilution factor.
P	This flag is used for Pesticide / PCB target analyte when there is >25% difference for detected concentrations between the two GC Columns. The higher of the two values is reported on Form I and flagged with a "P".
N	This flag indicates presumptive evidence of a compound. This is only used for tentatively identified compounds (TICs), where the identification is based on a mass spectral library search. It applies to all TIC results. For generic characterization of a TIC, such as chlorinated hydrocarbon, the flag is not used.
H	Indicates sample was received and/or analyzed outside of The method allowable holding time

American Analytical Laboratories, LLC.

Date: 15-Dec-05

CLIENT: Scientific Applications International Corp. **Client Sample ID:** EW10D/135/24
Lab Order: 0512158 **Tag Number:** 7392
Project: Claremont **Collection Date:** 12/15/2005 8:35:00 AM
Lab ID: 0512158-01A **Date Received:** 12/15/2005 **Matrix:** LIQUID

Analyses	Result	Limit	Qual	Units	DF	Date Analyzed
VOLATILES SW-846 METHOD 8260		SW8260B		Analyst: LDS		
1,1,1,2-Tetrachloroethane	U	1.0		µg/L	1	12/15/2005 9:27:00 AM
1,1,1-Trichloroethane	12	1.0		µg/L	1	12/15/2005 9:27:00 AM
1,1,2,2-Tetrachloroethane	U	1.0		µg/L	1	12/15/2005 9:27:00 AM
1,1,2-Trichloroethane	U	1.0		µg/L	1	12/15/2005 9:27:00 AM
1,1-Dichloroethane	1.3	1.0		µg/L	1	12/15/2005 9:27:00 AM
1,1-Dichloroethene	6.1	1.0		µg/L	1	12/15/2005 9:27:00 AM
1,2-Dibromoethane	U	1.0		µg/L	1	12/15/2005 9:27:00 AM
1,2-Dichloroethane	U	1.0		µg/L	1	12/15/2005 9:27:00 AM
1,2-Dichloropropane	U	1.0		µg/L	1	12/15/2005 9:27:00 AM
2-Butanone	U	1.0		µg/L	1	12/15/2005 9:27:00 AM
2-Hexanone	U	1.0		µg/L	1	12/15/2005 9:27:00 AM
4-Methyl-2-pentanone	U	1.0		µg/L	1	12/15/2005 9:27:00 AM
Acetone	U	1.0		µg/L	1	12/15/2005 9:27:00 AM
Acrylonitrile	U	1.0		µg/L	1	12/15/2005 9:27:00 AM
Benzene	U	1.0		µg/L	1	12/15/2005 9:27:00 AM
Bromochloromethane	U	1.0		µg/L	1	12/15/2005 9:27:00 AM
Bromodichloromethane	U	1.0		µg/L	1	12/15/2005 9:27:00 AM
Bromoform	U	1.0		µg/L	1	12/15/2005 9:27:00 AM
Bromomethane	U	1.0		µg/L	1	12/15/2005 9:27:00 AM
Carbon disulfide	U	1.0		µg/L	1	12/15/2005 9:27:00 AM
Carbon tetrachloride	U	1.0		µg/L	1	12/15/2005 9:27:00 AM
Chlorobenzene	U	1.0		µg/L	1	12/15/2005 9:27:00 AM
Chloroethane	U	1.0		µg/L	1	12/15/2005 9:27:00 AM
Chloroform	U	1.0		µg/L	1	12/15/2005 9:27:00 AM
Chloromethane	U	1.0		µg/L	1	12/15/2005 9:27:00 AM
cis-1,2-Dichloroethene	34	1.0		µg/L	1	12/15/2005 9:27:00 AM
cis-1,3-Dichloropropene	U	1.0		µg/L	1	12/15/2005 9:27:00 AM
Dibromochloromethane	U	1.0		µg/L	1	12/15/2005 9:27:00 AM
Ethylbenzene	U	1.0		µg/L	1	12/15/2005 9:27:00 AM
m,p-Xylene	U	2.0		µg/L	1	12/15/2005 9:27:00 AM
Methyl tert-butyl ether	3.0	1.0		µg/L	1	12/15/2005 9:27:00 AM
Methylene chloride	U	1.0		µg/L	1	12/15/2005 9:27:00 AM
o-Xylene	U	1.0		µg/L	1	12/15/2005 9:27:00 AM
Styrene	U	1.0		µg/L	1	12/15/2005 9:27:00 AM
Tetrachloroethene	11	1.0		µg/L	1	12/15/2005 9:27:00 AM
Toluene	1.9	1.0		µg/L	1	12/15/2005 9:27:00 AM
trans-1,2-Dichloroethene	U	1.0		µg/L	1	12/15/2005 9:27:00 AM
trans-1,3-Dichloropropene	U	1.0		µg/L	1	12/15/2005 9:27:00 AM
Trichloroethene	29	1.0		µg/L	1	12/15/2005 9:27:00 AM
Vinyl chloride	U	1.0		µg/L	1	12/15/2005 9:27:00 AM

Qualifiers: * Value exceeds Maximum Contaminant Level
 E Value above quantitation range
 J Analyte detected below quantitation limits
 S Spike Recovery outside accepted recovery limits

B Analyte detected in the associated Method Blank
 H Holding times for preparation or analysis exceeded
 ND Not Detected at the Reporting Limit
 U Indicates the compound was analyzed for but not detected

Thursday, December 15, 2005

Richard Cronce
Scientific Applications International Corp.
6310 Allertown Boulevard
Harrisburg, PA 17112

TEL: (717) 901-8852

FAX (717) 901-8105

RE: Claremont

Dear Richard Cronce:

Order No.: 0512163

American Analytical Laboratories, LLC. received 2 sample(s) on 12/15/2005 for the analyses presented in the following report.


Samples were analyzed in accordance with the test procedures documented on the chain of custody and detailed throughout the text of this report.

The limits provided in the data package are analytical reporting limits and not Federal or Local mandated values to which the sample results should be compared.

There were no problems with the analyses and all data for associated QC met laboratory specifications.

If you have any questions regarding these tests results, please do not hesitate to call (631) 454-6100 or email me directly at lbeyer@american-analytical.com.

Sincerely,



Lori Beyer
Lab Director

CLIENT: Scientific Applications International Corp.
Project: Claremont
Lab Order: 0512163

Work Order Sample Summary

Lab Sample ID	Client Sample ID	Tag Number	Collection Date	Date Received
0512163-01A	EW10D/155/4	7393	12/15/2005 11:50:00 AM	12/15/2005
0512163-02A	CPC-01-EW10D	7393	12/15/2005 11:53:00 AM	12/15/2005

AMERICAN ANALYTICAL LABORATORIES, LLC

56 TOLEDO STREET

FARMINGDALE, NEW YORK 11735

TELEPHONE: (631) 454-6100 FAX: (631) 454-8027

DATA REPORTING QUALIFIERS

For reporting results, the following "Results Qualifiers" are used:

Value	If the result is greater than or equal to the detection limit, report the value
U	Indicates the compound was analyzed for but was not detected. Report the minimum detection limit for the sample with the U, i.e. "10U". This is not necessarily the instrument detection limit attainable for this particular sample based on any concentration or dilution that may have been required.
J	Indicates an estimated value. The flag is used: <ol style="list-style-type: none">(1) When estimating a concentration for a tentatively identified compound (library search hits, where a 1:1 response is assumed.)(2) When the mass spectral data indicated the identification, however the result was less than the specified detection limit greater than zero. If the detection limit was 10ug/L and a concentration of 3ug/L was calculated report as 3J. This flag is used when similar situations arise on any organic parameter i.e. Pesticide, PCBs and others.
B	Indicates the analyte was found in the blank as well as the sample report "10B".
E	Indicates the analytes concentration exceeds the calibrated range of the instrument for that specific analysis.
D	This flag identifies all compounds identified in an analysis at a secondary dilution factor.
P	This flag is used for Pesticide / PCB target analyte when there is >25% difference for detected concentrations between the two GC Columns. The higher of the two values is reported on Form I and flagged with a "P".
N	This flag indicates presumptive evidence of a compound. This is only used for tentatively identified compounds (TICs), where the identification is based on a mass spectral library search. It applies to all TIC results. For generic characterization of a TIC, such as chlorinated hydrocarbon, the flag is not used.
H	Indicates sample was received and/or analyzed outside of The method allowable holding time

American Analytical Laboratories, LLC.

Date: 15-Dec-05

CLIENT: Scientific Applications International Corp. **Client Sample ID:** EW10D/155/4
Lab Order: 0512163 **Tag Number:** 7393
Project: Claremont **Collection Date:** 12/15/2005 11:50:00 AM
Lab ID: 0512163-01A **Date Received:** 12/15/2005 **Matrix:** LIQUID

Analyses	Result	Limit	Qual	Units	DF	Date Analyzed
VOLATILES SW-846 METHOD 8260		SW8260B		Analyst: SB		
1,1,1,2-Tetrachloroethane	U	1.0		µg/L	1	12/15/2005 1:23:00 PM
1,1,1-Trichloroethane	130	1.0		µg/L	1	12/15/2005 1:23:00 PM
1,1,2,2-Tetrachloroethane	U	1.0		µg/L	1	12/15/2005 1:23:00 PM
1,1,2-Trichloroethane	U	1.0		µg/L	1	12/15/2005 1:23:00 PM
1,1-Dichloroethane	13	1.0		µg/L	1	12/15/2005 1:23:00 PM
1,1-Dichloroethene	81	1.0		µg/L	1	12/15/2005 1:23:00 PM
1,2-Dibromoethane	U	1.0		µg/L	1	12/15/2005 1:23:00 PM
1,2-Dichloroethane	U	1.0		µg/L	1	12/15/2005 1:23:00 PM
1,2-Dichloropropane	U	1.0		µg/L	1	12/15/2005 1:23:00 PM
2-Butanone	U	1.0		µg/L	1	12/15/2005 1:23:00 PM
2-Hexanone	U	1.0		µg/L	1	12/15/2005 1:23:00 PM
4-Methyl-2-pentanone	U	1.0		µg/L	1	12/15/2005 1:23:00 PM
Acetone	U	1.0		µg/L	1	12/15/2005 1:23:00 PM
Acrylonitrile	U	1.0		µg/L	1	12/15/2005 1:23:00 PM
Benzene	U	1.0		µg/L	1	12/15/2005 1:23:00 PM
Bromochloromethane	U	1.0		µg/L	1	12/15/2005 1:23:00 PM
Bromodichloromethane	U	1.0		µg/L	1	12/15/2005 1:23:00 PM
Bromoform	U	1.0		µg/L	1	12/15/2005 1:23:00 PM
Bromomethane	U	1.0		µg/L	1	12/15/2005 1:23:00 PM
Carbon disulfide	U	1.0		µg/L	1	12/15/2005 1:23:00 PM
Carbon tetrachloride	U	1.0		µg/L	1	12/15/2005 1:23:00 PM
Chlorobenzene	U	1.0		µg/L	1	12/15/2005 1:23:00 PM
Chloroethane	U	1.0		µg/L	1	12/15/2005 1:23:00 PM
Chloroform	U	1.0		µg/L	1	12/15/2005 1:23:00 PM
Chloromethane	U	1.0		µg/L	1	12/15/2005 1:23:00 PM
cis-1,2-Dichloroethene	89	1.0		µg/L	1	12/15/2005 1:23:00 PM
cis-1,3-Dichloropropene	U	1.0		µg/L	1	12/15/2005 1:23:00 PM
Dibromochloromethane	U	1.0		µg/L	1	12/15/2005 1:23:00 PM
Ethylbenzene	U	1.0		µg/L	1	12/15/2005 1:23:00 PM
m,p-Xylene	U	2.0		µg/L	1	12/15/2005 1:23:00 PM
Methyl tert-butyl ether	5.8	1.0		µg/L	1	12/15/2005 1:23:00 PM
Methylene chloride	U	1.0	B	µg/L	1	12/15/2005 1:23:00 PM
o-Xylene	U	1.0		µg/L	1	12/15/2005 1:23:00 PM
Styrene	U	1.0		µg/L	1	12/15/2005 1:23:00 PM
Tetrachloroethene	62	1.0		µg/L	1	12/15/2005 1:23:00 PM
Toluene	U	1.0	B	µg/L	1	12/15/2005 1:23:00 PM
trans-1,2-Dichloroethene	U	1.0		µg/L	1	12/15/2005 1:23:00 PM
trans-1,3-Dichloropropene	U	1.0		µg/L	1	12/15/2005 1:23:00 PM
Trichloroethene	240	1.0		µg/L	1	12/15/2005 1:23:00 PM
Vinyl chloride	U	1.0		µg/L	1	12/15/2005 1:23:00 PM

Qualifiers: * Value exceeds Maximum Contaminant Level
 E Value above quantitation range
 J Analyte detected below quantitation limits
 S Spike Recovery outside accepted recovery limits

B Analyte detected in the associated Method Blank
 H Holding times for preparation or analysis exceeded
 ND Not Detected at the Reporting Limit
 U Indicates the compound was analyzed for but not detected

American Analytical Laboratories, LLC.

Date: 15-Dec-05

CLIENT: Scientific Applications International Corp. **Client Sample ID:** CPC-01-EW10D
Lab Order: 0512163 **Tag Number:** 7393
Project: Claremont **Collection Date:** 12/15/2005 11:53:00 AM
Lab ID: 0512163-02A **Date Received:** 12/15/2005 **Matrix:** LIQUID

Analyses	Result	Limit	Qual	Units	DF	Date Analyzed
VOLATILES SW-846 METHOD 8260		SW8260B		Analyst: SB		
1,1,1,2-Tetrachloroethane	U	1.0		µg/L	1	12/15/2005 2:00:00 PM
1,1,1-Trichloroethane	130	1.0		µg/L	1	12/15/2005 2:00:00 PM
1,1,2,2-Tetrachloroethane	U	1.0		µg/L	1	12/15/2005 2:00:00 PM
1,1,2-Trichloroethane	U	1.0		µg/L	1	12/15/2005 2:00:00 PM
1,1-Dichloroethane	12	1.0		µg/L	1	12/15/2005 2:00:00 PM
1,1-Dichloroethene	82	1.0		µg/L	1	12/15/2005 2:00:00 PM
1,2-Dibromoethane	U	1.0		µg/L	1	12/15/2005 2:00:00 PM
1,2-Dichloroethane	U	1.0		µg/L	1	12/15/2005 2:00:00 PM
1,2-Dichloropropane	U	1.0		µg/L	1	12/15/2005 2:00:00 PM
2-Butanone	U	1.0		µg/L	1	12/15/2005 2:00:00 PM
2-Hexanone	U	1.0		µg/L	1	12/15/2005 2:00:00 PM
4-Methyl-2-pentanone	U	1.0		µg/L	1	12/15/2005 2:00:00 PM
Acetone	U	1.0		µg/L	1	12/15/2005 2:00:00 PM
Acrylonitrile	U	1.0		µg/L	1	12/15/2005 2:00:00 PM
Benzene	U	1.0		µg/L	1	12/15/2005 2:00:00 PM
Bromochloromethane	U	1.0		µg/L	1	12/15/2005 2:00:00 PM
Bromodichloromethane	U	1.0		µg/L	1	12/15/2005 2:00:00 PM
Bromoform	U	1.0		µg/L	1	12/15/2005 2:00:00 PM
Bromomethane	U	1.0		µg/L	1	12/15/2005 2:00:00 PM
Carbon disulfide	U	1.0		µg/L	1	12/15/2005 2:00:00 PM
Carbon tetrachloride	U	1.0		µg/L	1	12/15/2005 2:00:00 PM
Chlorobenzene	U	1.0		µg/L	1	12/15/2005 2:00:00 PM
Chloroethane	U	1.0		µg/L	1	12/15/2005 2:00:00 PM
Chloroform	U	1.0		µg/L	1	12/15/2005 2:00:00 PM
Chloromethane	U	1.0		µg/L	1	12/15/2005 2:00:00 PM
cis-1,2-Dichloroethene	88	1.0		µg/L	1	12/15/2005 2:00:00 PM
cis-1,3-Dichloropropene	U	1.0		µg/L	1	12/15/2005 2:00:00 PM
Dibromochloromethane	U	1.0		µg/L	1	12/15/2005 2:00:00 PM
Ethylbenzene	U	1.0		µg/L	1	12/15/2005 2:00:00 PM
m,p-Xylene	U	2.0		µg/L	1	12/15/2005 2:00:00 PM
Methyl tert-butyl ether	5.5	1.0		µg/L	1	12/15/2005 2:00:00 PM
Methylene chloride	U	1.0	B	µg/L	1	12/15/2005 2:00:00 PM
o-Xylene	U	1.0		µg/L	1	12/15/2005 2:00:00 PM
Styrene	U	1.0		µg/L	1	12/15/2005 2:00:00 PM
Tetrachloroethene	60	1.0		µg/L	1	12/15/2005 2:00:00 PM
Toluene	U	1.0	B	µg/L	1	12/15/2005 2:00:00 PM
trans-1,2-Dichloroethene	U	1.0		µg/L	1	12/15/2005 2:00:00 PM
trans-1,3-Dichloropropene	U	1.0		µg/L	1	12/15/2005 2:00:00 PM
Trichloroethene	240	1.0		µg/L	1	12/15/2005 2:00:00 PM
Vinyl chloride	U	1.0		µg/L	1	12/15/2005 2:00:00 PM

Qualifiers: * Value exceeds Maximum Contaminant Level
 F Value above quantitation range
 J Analyte detected below quantitation limits
 S Spike Recovery outside accepted recovery limits

B Analyte detected in the associated Method Blank
 H Holding times for preparation or analysis exceeded
 ND Not Detected at the Reporting Limit
 U Indicates the compound was analyzed for but not detected



NYSDOH 11418
NJDEP NY050
CTDOH PH-0205
PADEP 68-00573

Friday, December 16, 2005

Richard Cronce
Scientific Applications International Corp.
6310 Allertown Boulevard
Harrisburg, PA 17112
TEL: (717) 901-8852
FAX (717) 901-8105

RE: Claremont

Dear Richard Cronce:

Order No.: 0512170

American Analytical Laboratories, LLC. received 1 sample(s) on 12/15/2005 for the analyses presented in the following report.

Samples were analyzed in accordance with the test procedures documented on the chain of custody and detailed throughout the text of this report.

The limits provided in the data package are analytical reporting limits and not Federal or Local mandated values to which the sample results should be compared.

There were no problems with the analyses and all data for associated QC met laboratory specifications.

If you have any questions regarding these tests results, please do not hesitate to call (631) 454-6100 or email me directly at lbeyer@american-analytical.com.

Sincerely,

Lori Beyer
Lab Director

American Analytical Laboratories, LLC.

Date: 16-Dec-05

CLIENT: Scientific Applications International Corp.
Project: Claremont
Lab Order: 0512170

Work Order Sample Summary

Lab Sample ID	Client Sample ID	Tag Number	Collection Date	Date Received
0512170-01A	EW10D/215/-56	7394	12/15/2005 3:35:00 PM	12/15/2005



AMERICAN ANALYTICAL LABORATORIES
 56 TOLEDO STREET • FARMINGDALE, NEW YORK 11735
 (631) 454-6100 • FAX (631) 454-8027

NYSDOH 11418
 CTDOH PH-0205
 NJDEP NY050
 PADEP 68-573

TAG # / COC 7394

CHAIN OF CUSTODY / REQUEST FOR ANALYSIS DOCUMENT

CLIENT NAME/ADDRESS: **SAIC** CONTACT: _____
 PROJECT LOCATION: **Claremont**

LABORATORY ID #	MATRIX	# CONTAINERS	SAMPLING DATE/TIME	SAMPLE # - LOCATION	ANALYSIS REQUIRED		FOR METHANOL PRESERVED SAMPLES (VOLATILE VIAL #)
					ANALYSIS REQUIRED	YES / NO	
052170-1A	GW	2	12-15-05/1535	EW10D/215/-56	Y		AD 14.7 ppm

COOLER TEMPERATURE: _____

MATRIX S=SOIL; L=LIQUID; SL=SLUDGE; A-AIR; W=WIPE; P=PAINT CHIPS; B=BULK MATERIAL

TURNAROUND REQUIRED: _____

TYPE G=GRAB; C=COMPOSITE; SS=SPLIT SPOON

RELINQUISHED BY (SIGNATURE) <i>Cathy Huss</i>	DATE 12-15-05 TIME 1534	PRINTED NAME <i>Cathy Huss</i>	RECEIVED BY LAB (SIGNATURE) <i>PA</i>	DATE TIME	PRINTED NAME <i>P. Antonia</i>	DATE TIME
RELINQUISHED BY (SIGNATURE)	DATE TIME	PRINTED NAME	RECEIVED BY LAB (SIGNATURE)	DATE TIME	PRINTED NAME	DATE TIME

COMMENTS / INSTRUCTIONS: *211505*

AMERICAN ANALYTICAL LABORATORIES, LLC
56 TOLEDO STREET
FARMINGDALE, NEW YORK 11735
TELEPHONE: (631) 454-6100 FAX: (631) 454-8027

DATA REPORTING QUALIFIERS

For reporting results, the following "Results Qualifiers" are used:

Value	If the result is greater than or equal to the detection limit, report the value
U	Indicates the compound was analyzed for but was not detected. Report the minimum detection limit for the sample with the U, i.e. "10U". This is not necessarily the instrument detection limit attainable for this particular sample based on any concentration or dilution that may have been required.
J	Indicates an estimated value. The flag is used: <ol style="list-style-type: none">(1) When estimating a concentration for a tentatively identified compound (library search hits, where a 1:1 response is assumed.)(2) When the mass spectral data indicated the identification, however the result was less than the specified detection limit greater than zero. If the detection limit was 10ug/L and a concentration of 3ug/L was calculated report as 3J. This flag is used when similar situations arise on any organic parameter i.e. Pesticide, PCBs and others.
B	Indicates the analyte was found in the blank as well as the sample report "10B".
E	Indicates the analytes concentration exceeds the calibrated range of the instrument for that specific analysis.
D	This flag identifies all compounds identified in an analysis at a secondary dilution factor.
P	This flag is used for Pesticide / PCB target analyte when there is >25% difference for detected concentrations between the two GC Columns. The higher of the two values is reported on Form I and flagged with a "P".
N	This flag indicates presumptive evidence of a compound. This is only used for tentatively identified compounds (TICs), where the identification is based on a mass spectral library search. It applies to all TIC results. For generic characterization of a TIC, such as chlorinated hydrocarbon, the flag is not used.
H	Indicates sample was received and/or analyzed outside of The method allowable holding time

American Analytical Laboratories, LLC.

Date: 16-Dec-05

CLIENT: Scientific Applications International Corp. **Client Sample ID:** EW10D/215/-56
Lab Order: 0512170 **Tag Number:** 7394
Project: Claremont **Collection Date:** 12/15/2005 3:35:00 PM
Lab ID: 0512170-01A **Date Received:** 12/15/2005 **Matrix:** LIQUID

Analyses	Result	Limit	Qual	Units	DF	Date Analyzed
VOLATILES SW-846 METHOD 8260		SW8260B				Analyst: SB
1,1,1,2-Tetrachloroethane	U	1.0		µg/L	1	12/15/2005 4:30:00 PM
1,1,1-Trichloroethane	160	1.0		µg/L	1	12/15/2005 4:30:00 PM
1,1,2,2-Tetrachloroethane	U	1.0		µg/L	1	12/15/2005 4:30:00 PM
1,1,2-Trichloroethane	U	1.0		µg/L	1	12/15/2005 4:30:00 PM
1,1-Dichloroethane	18	1.0		µg/L	1	12/15/2005 4:30:00 PM
1,1-Dichloroethene	120	1.0		µg/L	1	12/15/2005 4:30:00 PM
1,2-Dibromoethane	U	1.0		µg/L	1	12/15/2005 4:30:00 PM
1,2-Dichloroethane	U	1.0		µg/L	1	12/15/2005 4:30:00 PM
1,2-Dichloropropane	U	1.0		µg/L	1	12/15/2005 4:30:00 PM
2-Butanone	U	1.0		µg/L	1	12/15/2005 4:30:00 PM
2-Hexanone	U	1.0		µg/L	1	12/15/2005 4:30:00 PM
4-Methyl-2-pentanone	U	1.0		µg/L	1	12/15/2005 4:30:00 PM
Acetone	U	1.0		µg/L	1	12/15/2005 4:30:00 PM
Acrylonitrile	U	1.0		µg/L	1	12/15/2005 4:30:00 PM
Benzene	U	1.0		µg/L	1	12/15/2005 4:30:00 PM
Bromochloromethane	U	1.0		µg/L	1	12/15/2005 4:30:00 PM
Bromodichloromethane	U	1.0		µg/L	1	12/15/2005 4:30:00 PM
Bromoform	U	1.0		µg/L	1	12/15/2005 4:30:00 PM
Bromomethane	U	1.0		µg/L	1	12/15/2005 4:30:00 PM
Carbon disulfide	U	1.0		µg/L	1	12/15/2005 4:30:00 PM
Carbon tetrachloride	U	1.0		µg/L	1	12/15/2005 4:30:00 PM
Chlorobenzene	U	1.0		µg/L	1	12/15/2005 4:30:00 PM
Chloroethane	U	1.0		µg/L	1	12/15/2005 4:30:00 PM
Chloroform	U	1.0		µg/L	1	12/15/2005 4:30:00 PM
Chloromethane	U	1.0		µg/L	1	12/15/2005 4:30:00 PM
cis-1,2-Dichloroethene	12	1.0		µg/L	1	12/15/2005 4:30:00 PM
cis-1,3-Dichloropropene	U	1.0		µg/L	1	12/15/2005 4:30:00 PM
Dibromochloromethane	U	1.0		µg/L	1	12/15/2005 4:30:00 PM
Ethylbenzene	U	1.0		µg/L	1	12/15/2005 4:30:00 PM
m,p-Xylene	U	2.0		µg/L	1	12/15/2005 4:30:00 PM
Methyl tert-butyl ether	U	1.0		µg/L	1	12/15/2005 4:30:00 PM
Methylene chloride	U	1.0	B	µg/L	1	12/15/2005 4:30:00 PM
o-Xylene	U	1.0		µg/L	1	12/15/2005 4:30:00 PM
Styrene	U	1.0		µg/L	1	12/15/2005 4:30:00 PM
Tetrachloroethene	39	1.0		µg/L	1	12/15/2005 4:30:00 PM
Toluene	U	1.0	B	µg/L	1	12/15/2005 4:30:00 PM
trans-1,2-Dichloroethene	U	1.0		µg/L	1	12/15/2005 4:30:00 PM
trans-1,3-Dichloropropene	U	1.0		µg/L	1	12/15/2005 4:30:00 PM
Trichloroethene	42	1.0		µg/L	1	12/15/2005 4:30:00 PM
Vinyl chloride	U	1.0		µg/L	1	12/15/2005 4:30:00 PM

Qualifiers: * Value exceeds Maximum Contaminant Level
 E Value above quantitation range
 J Analyte detected below quantitation limits
 S Spike Recovery outside accepted recovery limits
 B Analyte detected in the associated Method Blank
 H Holding times for preparation or analysis exceeded
 ND Not Detected at the Reporting Limit
 U Indicates the compound was analyzed for but not detected



NYSDOH 11418
NJDEP NY050
CTDOH PH-0205
PADEP 68-00573

Friday, December 16, 2005

Richard Cronce
Scientific Applications International Corp.
6310 Allertown Boulevard
Harrisburg, PA 17112
TEL: (717) 901-8852
FAX (717) 901-8105

RE: Claremont

Order No.: 0512185

Dear Richard Cronce:

American Analytical Laboratories, LLC. received 1 sample(s) on 12/16/2005 for the analyses presented in the following report.

Samples were analyzed in accordance with the test procedures documented on the chain of custody and detailed throughout the text of this report.

The limits provided in the data package are analytical reporting limits and not Federal or Local mandated values to which the sample results should be compared.

There were no problems with the analyses and all data for associated QC met laboratory specifications.

If you have any questions regarding these tests results, please do not hesitate to call (631) 454-6100 or email me directly at lbeyer@american-analytical.com.

Sincerely,

Lori Beyer
Lab Director

American Analytical Laboratories, LLC.

Date: 16-Dec-05

CLIENT: Scientific Applications International Corp.
Project: Claremont
Lab Order: 0512185

Work Order Sample Summary

Lab Sample ID	Client Sample ID	Tag Number	Collection Date	Date Received
0512185-01A	EW10D/235/-76	7395	12/16/2005 3:00:00 PM	12/16/2005



56 TOLEDO STREET • FARMINGDALE, NEW YORK 11735
(631) 454-6100 • FAX (631) 454-8027

NYSDOH 11418
CTDOH PH-0205
NJDEP NY050
PADEP 68-573

TAG # / COC 7395

CHAIN OF CUSTODY / REQUEST FOR ANALYSIS DOCUMENT

CLIENT NAME/ADDRESS

SAIC

CONTACT:

SAMPLER (SIGNATURE)

SAMPLE(S) SEALED YES / NO

SAMPLER NAME (PRINT)

CORRECT CONTAINER(S) YES / NO

PROJECT LOCATION:

Claremont

ANALYSIS REQUIRED
VOCs

FOR METHANOL PRESERVED SAMPLES
[VOLATILE VIAL #]

SAMPLE # - LOCATION

EW10D/235/-76

SAMPLING DATE/TIME

12-16-05/1500

CONTAINERS

2

MATRIX

GW

LABORATORY ID #

05721857A

COOLER TEMPERATURE:

COMMENTS / INSTRUCTIONS

TURNAROUND REQUIRED:

NORMAL STAT BY / /

RELINQUISHED BY (SIGNATURE)

Cathy Hus

DATE

12-16-05
1512

PRINTED NAME

Cathy Hus

RECEIVED BY LAB (SIGNATURE)

[Signature]

DATE

12/16/05

PRINTED NAME

P. Antonio

RELINQUISHED BY (SIGNATURE)

DATE

TIME

RECEIVED BY LAB (SIGNATURE)

DATE

TIME

AMERICAN ANALYTICAL LABORATORIES, LLC

56 TOLEDO STREET

FARMINGDALE, NEW YORK 11735

TELEPHONE: (631) 454-6100 FAX: (631) 454-8027

DATA REPORTING QUALIFIERS

For reporting results, the following "Results Qualifiers" are used:

Value	If the result is greater than or equal to the detection limit, report the value
U	Indicates the compound was analyzed for but was not detected. Report the minimum detection limit for the sample with the U, i.e. "10U". This is not necessarily the instrument detection limit attainable for this particular sample based on any concentration or dilution that may have been required.
J	Indicates an estimated value. The flag is used: <ol style="list-style-type: none">(1) When estimating a concentration for a tentatively identified compound (library search hits, where a 1:1 response is assumed.)(2) When the mass spectral data indicated the identification, however the result was less than the specified detection limit greater than zero. If the detection limit was 10ug/L and a concentration of 3ug/L was calculated report as 3J. This flag is used when similar situations arise on any organic parameter i.e. Pesticide, PCBs and others.
B	Indicates the analyte was found in the blank as well as the sample report "10B".
E	Indicates the analytes concentration exceeds the calibrated range of the instrument for that specific analysis.
D	This flag identifies all compounds identified in an analysis at a secondary dilution factor.
P	This flag is used for Pesticide / PCB target analyte when there is >25% difference for detected concentrations between the two GC Columns. The higher of the two values is reported on Form I and flagged with a "P".
N	This flag indicates presumptive evidence of a compound. This is only used for tentatively identified compounds (TICs), where the identification is based on a mass spectral library search. It applies to all TIC results. For generic characterization of a TIC, such as chlorinated hydrocarbon, the flag is not used.
H	Indicates sample was received and/or analyzed outside of The method allowable holding time

American Analytical Laboratories, LLC.

Date: 16-Dec-05

CLIENT: Scientific Applications International Corp. Client Sample ID: EW10D/235/-76
 Lab Order: 0512185 Tag Number: 7395
 Project: Claremont Collection Date: 12/16/2005 3:00:00 PM
 Lab ID: 0512185-01A Date Received: 12/16/2005 Matrix: LIQUID

Analyses	Result	Limit	Qual	Units	DF	Date Analyzed
VOLATILES SW-846 METHOD 8260		SW8260B		Analyst: LDS		
1,1,1,2-Tetrachloroethane	U	1.0		µg/L	1	12/16/2005 4:01:00 PM
1,1,1-Trichloroethane	9.9	1.0		µg/L	1	12/16/2005 4:01:00 PM
1,1,2,2-Tetrachloroethane	U	1.0		µg/L	1	12/16/2005 4:01:00 PM
1,1,2-Trichloroethane	U	1.0		µg/L	1	12/16/2005 4:01:00 PM
1,1-Dichloroethane	6.4	1.0		µg/L	1	12/16/2005 4:01:00 PM
1,1-Dichloroethene	6.8	1.0		µg/L	1	12/16/2005 4:01:00 PM
1,2-Dibromoethane	U	1.0		µg/L	1	12/16/2005 4:01:00 PM
1,2-Dichloroethane	U	1.0		µg/L	1	12/16/2005 4:01:00 PM
1,2-Dichloropropane	U	1.0		µg/L	1	12/16/2005 4:01:00 PM
2-Butanone	U	1.0		µg/L	1	12/16/2005 4:01:00 PM
2-Hexanone	U	1.0		µg/L	1	12/16/2005 4:01:00 PM
4-Methyl-2-pentanone	U	1.0		µg/L	1	12/16/2005 4:01:00 PM
Acetone	U	1.0		µg/L	1	12/16/2005 4:01:00 PM
Acrylonitrile	U	1.0		µg/L	1	12/16/2005 4:01:00 PM
Benzene	U	1.0		µg/L	1	12/16/2005 4:01:00 PM
Bromochloromethane	U	1.0		µg/L	1	12/16/2005 4:01:00 PM
Bromodichloromethane	U	1.0		µg/L	1	12/16/2005 4:01:00 PM
Bromoform	U	1.0		µg/L	1	12/16/2005 4:01:00 PM
Bromomethane	U	1.0		µg/L	1	12/16/2005 4:01:00 PM
Carbon disulfide	U	1.0		µg/L	1	12/16/2005 4:01:00 PM
Carbon tetrachloride	U	1.0		µg/L	1	12/16/2005 4:01:00 PM
Chlorobenzene	U	1.0		µg/L	1	12/16/2005 4:01:00 PM
Chloroethane	U	1.0		µg/L	1	12/16/2005 4:01:00 PM
Chloroform	U	1.0		µg/L	1	12/16/2005 4:01:00 PM
Chloromethane	U	1.0		µg/L	1	12/16/2005 4:01:00 PM
cis-1,2-Dichloroethene	6.6	1.0		µg/L	1	12/16/2005 4:01:00 PM
cis-1,3-Dichloropropene	U	1.0		µg/L	1	12/16/2005 4:01:00 PM
Dibromochloromethane	U	1.0		µg/L	1	12/16/2005 4:01:00 PM
Ethylbenzene	U	1.0		µg/L	1	12/16/2005 4:01:00 PM
m,p-Xylene	1.6	2.0	J	µg/L	1	12/16/2005 4:01:00 PM
Methyl tert-butyl ether	U	1.0		µg/L	1	12/16/2005 4:01:00 PM
Methylene chloride	U	1.0		µg/L	1	12/16/2005 4:01:00 PM
o-Xylene	U	1.0		µg/L	1	12/16/2005 4:01:00 PM
Styrene	U	1.0		µg/L	1	12/16/2005 4:01:00 PM
Tetrachloroethene	24	1.0		µg/L	1	12/16/2005 4:01:00 PM
Toluene	2.3	1.0		µg/L	1	12/16/2005 4:01:00 PM
trans-1,2-Dichloroethene	U	1.0		µg/L	1	12/16/2005 4:01:00 PM
trans-1,3-Dichloropropene	U	1.0		µg/L	1	12/16/2005 4:01:00 PM
Trichloroethene	57	1.0		µg/L	1	12/16/2005 4:01:00 PM
Vinyl chloride	U	1.0		µg/L	1	12/16/2005 4:01:00 PM

Qualifiers: * Value exceeds Maximum Contaminant Level
 E Value above quantitation range
 J Analyte detected below quantitation limits
 S Spike Recovery outside accepted recovery limits

B Analyte detected in the associated Method Blank
 H Holding times for preparation or analysis exceeded
 ND Not Detected at the Reporting Limit

U Indicates the compound was analyzed for but not detected

Saturday, December 17, 2005

Richard Cronce
Scientific Applications International Corp.
6310 Allertown Boulevard
Harrisburg, PA 17112

TEL: (717) 901-8852

FAX (717) 901-8105

RE: Claremont

Order No.: 0512198

Dear Richard Cronce:

American Analytical Laboratories, LLC. received 2 sample(s) on 12/17/2005 for the analyses presented in the following report.


Samples were analyzed in accordance with the test procedures documented on the chain of custody and detailed throughout the text of this report.

The limits provided in the data package are analytical reporting limits and not Federal or Local mandated values to which the sample results should be compared.

There were no problems with the analyses and all data for associated QC met laboratory specifications.

If you have any questions regarding these tests results, please do not hesitate to call (631) 454-6100 or email me directly at lbeyer@american-analytical.com.

Sincerely,



Lori Beyer
Lab Director

American Analytical Laboratories, LLC.

Date: 17-Dec-05

CLIENT: Scientific Applications International Corp.
Project: Claremont
Lab Order: 0512198

Work Order Sample Summary

Lab Sample ID	Client Sample ID	Tag Number	Collection Date	Date Received
0512198-01A	EW10D/255/-96	7404	12/17/2005	12/17/2005
0512198-02A	Potable Water	7404	12/17/2005	12/17/2005



56 TOLEDO STREET • FARMINGDALE, NEW YORK 11735
 (631) 454-6100 • FAX (631) 454-8027

NYSDOH 11418
 CTDOH PH-0205
 NJDEP NY050
 PADEP 68-573

TAG # / COC 7404

CHAIN OF CUSTODY / REQUEST FOR ANALYSIS DOCUMENT

CLIENT NAME/ADDRESS SAIC		CONTACT:		SAMPLER (SIGNATURE) <i>Cathy Husa</i>		SAMPLE(S) SEALED YES NO	
PROJECT LOCATION: <i>Claremont</i>		SAMPLER NAME (PRINT) <i>Cathy Husa</i>		CORRECT CONTAINER(S)		YES/ NO	
LABORATORY ID #		MATRIX	# CONTAINERS	SAMPLING DATE/TIME	SAMPLE # - LOCATION	FOR METHANOL PRESERVED SAMPLES (VOLATILE VIAL #)	
057V9801	GW	2	12-17-05 / 850	EWIPD/SS/-96		77D = 0 ppm	
6 OR	L	2	12-17-05 / 820	Potable water			
Analyze EWIPD/SS/-96 1ST! MATRIX S=SOIL; L=LIQUID; SL=SLUDGE; A-AIR; W=WIPE; P=PAINT CHIPS; B=BULK MATERIAL TYPE G=GRAB; C=COMPOSITE, SS=SPLIT SPOON RELINQUISHED BY (SIGNATURE) <i>Cathy Husa</i> DATE 12-17-05 TIME 9:07 PRINTED NAME <i>Cathy Husa</i> RELINQUISHED BY (SIGNATURE) _____ DATE _____ TIME _____ PRINTED NAME _____ TURNAROUND REQUIRED: NORMAL <input type="checkbox"/> STAFF <input checked="" type="checkbox"/> BY / / RECEIVED BY LAB (SIGNATURE) <i>John By</i> DATE 12/17/05 TIME 9:07 PRINTED NAME <i>John By</i> RECEIVED BY LAB (SIGNATURE) _____ DATE _____ TIME _____ PRINTED NAME _____ COOLER TEMPERATURE: _____ COMMENTS / INSTRUCTIONS _____							

AMERICAN ANALYTICAL LABORATORIES, LLC

56 TOLEDO STREET

FARMINGDALE, NEW YORK 11735

TELEPHONE: (631) 454-6100 FAX: (631) 454-8027

DATA REPORTING QUALIFIERS

For reporting results, the following "Results Qualifiers" are used:

Value	If the result is greater than or equal to the detection limit, report the value
U	Indicates the compound was analyzed for but was not detected. Report the minimum detection limit for the sample with the U, i.e. "10U". This is not necessarily the instrument detection limit attainable for this particular sample based on any concentration or dilution that may have been required.
J	Indicates an estimated value. The flag is used: <ol style="list-style-type: none">(1) When estimating a concentration for a tentatively identified compound (library search hits, where a 1:1 response is assumed.)(2) When the mass spectral data indicated the identification, however the result was less than the specified detection limit greater than zero. If the detection limit was 10ug/L and a concentration of 3ug/L was calculated report as 3J. This flag is used when similar situations arise on any organic parameter i.e. Pesticide, PCBs and others.
B	Indicates the analyte was found in the blank as well as the sample report "10B".
E	Indicates the analytes concentration exceeds the calibrated range of the instrument for that specific analysis.
D	This flag identifies all compounds identified in an analysis at a secondary dilution factor.
P	This flag is used for Pesticide / PCB target analyte when there is >25% difference for detected concentrations between the two GC Columns. The higher of the two values is reported on Form I and flagged with a "P".
N	This flag indicates presumptive evidence of a compound. This is only used for tentatively identified compounds (TICs), where the identification is based on a mass spectral library search. It applies to all TIC results. For generic characterization of a TIC, such as chlorinated hydrocarbon, the flag is not used.
H	Indicates sample was received and/or analyzed outside of The method allowable holding time

American Analytical Laboratories, LLC.

Date: 17-Dec-05

CLIENT: Scientific Applications International Corp. Client Sample ID: EW10D/255/-96
 Lab Order: 0512198 Tag Number: 7404
 Project: Claremont Collection Date: 12/17/2005
 Lab ID: 0512198-01A Date Received: 12/17/2005 Matrix: LIQUID

Analyses	Result	Limit	Qual	Units	DF	Date Analyzed
VOLATILES SW-846 METHOD 8260		SW8260B		Analyst: LDS		
1,1,1,2-Tetrachloroethane	U	1.0		µg/L	1	12/17/2005 11:06:00 AM
1,1,1-Trichloroethane	U	1.0		µg/L	1	12/17/2005 11:06:00 AM
1,1,2,2-Tetrachloroethane	U	1.0		µg/L	1	12/17/2005 11:06:00 AM
1,1,2-Trichloroethane	U	1.0		µg/L	1	12/17/2005 11:06:00 AM
1,1-Dichloroethane	U	1.0		µg/L	1	12/17/2005 11:06:00 AM
1,1-Dichloroethene	U	1.0		µg/L	1	12/17/2005 11:06:00 AM
1,2-Dibromoethane	U	1.0		µg/L	1	12/17/2005 11:06:00 AM
1,2-Dichloroethane	U	1.0		µg/L	1	12/17/2005 11:06:00 AM
1,2-Dichloropropane	U	1.0		µg/L	1	12/17/2005 11:06:00 AM
2-Butanone	U	1.0		µg/L	1	12/17/2005 11:06:00 AM
2-Hexanone	U	1.0		µg/L	1	12/17/2005 11:06:00 AM
4-Methyl-2-pentanone	U	1.0		µg/L	1	12/17/2005 11:06:00 AM
Acetone	U	1.0		µg/L	1	12/17/2005 11:06:00 AM
Acrylonitrile	U	1.0		µg/L	1	12/17/2005 11:06:00 AM
Benzene	U	1.0		µg/L	1	12/17/2005 11:06:00 AM
Bromochloromethane	U	1.0		µg/L	1	12/17/2005 11:06:00 AM
Bromodichloromethane	U	1.0		µg/L	1	12/17/2005 11:06:00 AM
Bromoform	U	1.0		µg/L	1	12/17/2005 11:06:00 AM
Bromomethane	U	1.0		µg/L	1	12/17/2005 11:06:00 AM
Carbon disulfide	U	1.0		µg/L	1	12/17/2005 11:06:00 AM
Carbon tetrachloride	U	1.0		µg/L	1	12/17/2005 11:06:00 AM
Chlorobenzene	U	1.0		µg/L	1	12/17/2005 11:06:00 AM
Chloroethane	U	1.0		µg/L	1	12/17/2005 11:06:00 AM
Chloroform	U	1.0		µg/L	1	12/17/2005 11:06:00 AM
Chloromethane	U	1.0		µg/L	1	12/17/2005 11:06:00 AM
cis-1,2-Dichloroethene	U	1.0		µg/L	1	12/17/2005 11:06:00 AM
cis-1,3-Dichloropropene	U	1.0		µg/L	1	12/17/2005 11:06:00 AM
Dibromochloromethane	U	1.0		µg/L	1	12/17/2005 11:06:00 AM
Ethylbenzene	U	1.0		µg/L	1	12/17/2005 11:06:00 AM
m,p-Xylene	U	2.0		µg/L	1	12/17/2005 11:06:00 AM
Methyl tert-butyl ether	U	1.0		µg/L	1	12/17/2005 11:06:00 AM
Methylene chloride	U	1.0		µg/L	1	12/17/2005 11:06:00 AM
o-Xylene	U	1.0		µg/L	1	12/17/2005 11:06:00 AM
Styrene	U	1.0		µg/L	1	12/17/2005 11:06:00 AM
Tetrachloroethene	U	1.0		µg/L	1	12/17/2005 11:06:00 AM
Toluene	U	1.0		µg/L	1	12/17/2005 11:06:00 AM
trans-1,2-Dichloroethene	U	1.0		µg/L	1	12/17/2005 11:06:00 AM
trans-1,3-Dichloropropene	U	1.0		µg/L	1	12/17/2005 11:06:00 AM
Trichloroethene	U	1.0		µg/L	1	12/17/2005 11:06:00 AM
Vinyl chloride	U	1.0		µg/L	1	12/17/2005 11:06:00 AM

Qualifiers: * Value exceeds Maximum Contaminant Level B Analyte detected in the associated Method Blank
 E Value above quantitation range II Holding times for preparation or analysis exceeded
 J Analyte detected below quantitation limits ND Not Detected at the Reporting Limit
 S Spike Recovery outside accepted recovery limits U Indicates the compound was analyzed for but not detected

American Analytical Laboratories, LLC.

Date: 17-Dec-05


CLIENT: Scientific Applications International Corp. **Client Sample ID:** Potable Water
Lab Order: 0512198 **Tag Number:** 7404
Project: Claremont **Collection Date:** 12/17/2005
Lab ID: 0512198-02A **Date Received:** 12/17/2005 **Matrix:** LIQUID

Analyses	Result	Limit	Qual	Units	DF	Date Analyzed
VOLATILES SW-846 METHOD 8260		SW8260B		Analyst: LDS		
1,1,1,2-Tetrachloroethane	U	1.0		µg/L	1	12/17/2005 11:43:00 AM
1,1,1-Trichloroethane	U	1.0		µg/L	1	12/17/2005 11:43:00 AM
1,1,2,2-Tetrachloroethane	U	1.0		µg/L	1	12/17/2005 11:43:00 AM
1,1,2-Trichloroethane	U	1.0		µg/L	1	12/17/2005 11:43:00 AM
1,1-Dichloroethane	U	1.0		µg/L	1	12/17/2005 11:43:00 AM
1,1-Dichloroethene	U	1.0		µg/L	1	12/17/2005 11:43:00 AM
1,2-Dibromoethane	U	1.0		µg/L	1	12/17/2005 11:43:00 AM
1,2-Dichloroethane	U	1.0		µg/L	1	12/17/2005 11:43:00 AM
1,2-Dichloropropane	U	1.0		µg/L	1	12/17/2005 11:43:00 AM
2-Butanone	U	1.0		µg/L	1	12/17/2005 11:43:00 AM
2-Hexanone	U	1.0		µg/L	1	12/17/2005 11:43:00 AM
4-Methyl-2-pentanone	U	1.0		µg/L	1	12/17/2005 11:43:00 AM
Acetone	U	1.0		µg/L	1	12/17/2005 11:43:00 AM
Acrylonitrile	U	1.0		µg/L	1	12/17/2005 11:43:00 AM
Benzene	U	1.0		µg/L	1	12/17/2005 11:43:00 AM
Bromochloromethane	U	1.0		µg/L	1	12/17/2005 11:43:00 AM
Bromodichloromethane	U	1.0		µg/L	1	12/17/2005 11:43:00 AM
Bromoform	U	1.0		µg/L	1	12/17/2005 11:43:00 AM
Bromomethane	U	1.0		µg/L	1	12/17/2005 11:43:00 AM
Carbon disulfide	U	1.0		µg/L	1	12/17/2005 11:43:00 AM
Carbon tetrachloride	U	1.0		µg/L	1	12/17/2005 11:43:00 AM
Chlorobenzene	U	1.0		µg/L	1	12/17/2005 11:43:00 AM
Chloroethane	U	1.0		µg/L	1	12/17/2005 11:43:00 AM
Chloroform	U	1.0		µg/L	1	12/17/2005 11:43:00 AM
Chloromethane	U	1.0		µg/L	1	12/17/2005 11:43:00 AM
cis-1,2-Dichloroethene	U	1.0		µg/L	1	12/17/2005 11:43:00 AM
cis-1,3-Dichloropropene	U	1.0		µg/L	1	12/17/2005 11:43:00 AM
Dibromochloromethane	U	1.0		µg/L	1	12/17/2005 11:43:00 AM
Ethylbenzene	U	1.0		µg/L	1	12/17/2005 11:43:00 AM
m,p-Xylene	U	2.0		µg/L	1	12/17/2005 11:43:00 AM
Methyl tert-butyl ether	U	1.0		µg/L	1	12/17/2005 11:43:00 AM
Methylene chloride	U	1.0		µg/L	1	12/17/2005 11:43:00 AM
o-Xylene	U	1.0		µg/L	1	12/17/2005 11:43:00 AM
Styrene	U	1.0		µg/L	1	12/17/2005 11:43:00 AM
Tetrachloroethene	U	1.0		µg/L	1	12/17/2005 11:43:00 AM
Toluene	U	1.0		µg/L	1	12/17/2005 11:43:00 AM
trans-1,2-Dichloroethene	U	1.0		µg/L	1	12/17/2005 11:43:00 AM
trans-1,3-Dichloropropene	U	1.0		µg/L	1	12/17/2005 11:43:00 AM
Trichloroethene	U	1.0		µg/L	1	12/17/2005 11:43:00 AM
Vinyl chloride	U	1.0		µg/L	1	12/17/2005 11:43:00 AM

Qualifiers: * Value exceeds Maximum Contaminant Level
 E Value above quantitation range
 J Analyte detected below quantitation limits
 S Spike Recovery outside accepted recovery limits

B Analyte detected in the associated Method Blank
 H Holding times for preparation or analysis exceeded
 ND Not Detected at the Reporting Limit
 U Indicates the compound was analyzed for but not detected

22



NYSDOH 11418
NJDEP NY050
CTDOH PH-0205
PADEP 68-00573

Saturday, December 17, 2005

Richard Cronce
Scientific Applications International Corp.
6310 Allertown Boulevard
Harrisburg, PA 17112
TEL: (717) 901-8852
FAX (717) 901-8105

RE:

Order No.: 0512199

Dear Richard Cronce:

American Analytical Laboratories, LLC. received 1 sample(s) on 12/17/2005 for the analyses presented in the following report.

Samples were analyzed in accordance with the test procedures documented on the chain of custody and detailed throughout the text of this report.

The limits provided in the data package are analytical reporting limits and not Federal or Local mandated values to which the sample results should be compared.

There were no problems with the analyses and all data for associated QC met laboratory specifications.

If you have any questions regarding these tests results, please do not hesitate to call (631) 454-6100 or email me directly at lbeyer@american-analytical.com.

Sincerely,

Lori Beyer
Lab Director

CLIENT: Scientific Applications International Corp.
Project:
Lab Order: 0512199

Work Order Sample Summary

Lab Sample ID	Client Sample ID	Tag Number	Collection Date	Date Received
0512199-01A	EW10D/275/-116	7405	12/17/2005	12/17/2005



56 TOLEDO STREET • FARMINGDALE, NEW YORK 11735
(631) 454-6100 • FAX (631) 454-8027

NYSDOH 11418
CTDOH PH-0205
NJDEP NY050
PADEP 68-573

TAG # / COC 7405

CHAIN OF CUSTODY / REQUEST FOR ANALYSIS DOCUMENT

CLIENT NAME/ADDRESS SALIC		CONTACT: Clemmont		SAMPLER (SIGNATURE) <i>Cathy Huss</i>		SAMPLE(S) SEALED YES / NO
PROJECT LOCATION: Clemmont				SAMPLER NAME (PRINT) Cathy Huss		CORRECT CONTAINER(S) YES / NO

LABORATORY ID #	MATRIX	# CONTAINERS	SAMPLING DATE/ TIME	SAMPLE # - LOCATION	ANALYSIS REQUIRED	FOR METHANOL PRESERVED SAMPLES (VOLATILE VIAL #)
0512199	GW	2	12-17-05 / 1150	EW100/275/ ^{CAU} -116	YES	PID = 0

RELINQUISHED BY (SIGNATURE) <i>Cathy Huss</i>			DATE 12-17-05			PRINTED NAME Cathy Huss		
RELINQUISHED BY (SIGNATURE)			DATE			PRINTED NAME		

TURNAROUND REQUIRED: NORMAL <input type="checkbox"/> STAT <input checked="" type="checkbox"/> BY / /		RECEIVED BY LAB (SIGNATURE) <i>Jon Ber</i>		DATE 12/17/05		PRINTED NAME Jon Ber	
RECEIVED BY LAB (SIGNATURE)		RECEIVED BY LAB (SIGNATURE)		DATE		PRINTED NAME	

COOLER TEMPERATURE:

COMMENTS / INSTRUCTIONS

AMERICAN ANALYTICAL LABORATORIES, LLC

56 TOLEDO STREET

FARMINGDALE, NEW YORK 11735

TELEPHONE: (631) 454-6100 FAX: (631) 454-8027

DATA REPORTING QUALIFIERS

For reporting results, the following "Results Qualifiers" are used:

Value	If the result is greater than or equal to the detection limit, report the value
U	Indicates the compound was analyzed for but was not detected. Report the minimum detection limit for the sample with the U, i.e. "10U". This is not necessarily the instrument detection limit attainable for this particular sample based on any concentration or dilution that may have been required.
J	Indicates an estimated value. The flag is used: <ol style="list-style-type: none">(1) When estimating a concentration for a tentatively identified compound (library search hits, where a 1:1 response is assumed.)(2) When the mass spectral data indicated the identification, however the result was less than the specified detection limit greater than zero. If the detection limit was 10ug/L and a concentration of 3ug/L was calculated report as 3J. This flag is used when similar situations arise on any organic parameter i.e. Pesticide, PCBs and others.
B	Indicates the analyte was found in the blank as well as the sample report "10B".
E	Indicates the analytes concentration exceeds the calibrated range of the instrument for that specific analysis.
D	This flag identifies all compounds identified in an analysis at a secondary dilution factor.
P	This flag is used for Pesticide / PCB target analyte when there is >25% difference for detected concentrations between the two GC Columns. The higher of the two values is reported on Form I and flagged with a "P".
N	This flag indicates presumptive evidence of a compound. This is only used for tentatively identified compounds (TICs), where the identification is based on a mass spectral library search. It applies to all TIC results. For generic characterization of a TIC, such as chlorinated hydrocarbon, the flag is not used.
H	Indicates sample was received and/or analyzed outside of The method allowable holding time

American Analytical Laboratories, LLC.

Date: 17-Dec-05

CLIENT: Scientific Applications International Corp. **Client Sample ID:** EW10D/275/-116
Lab Order: 0512199 **Tag Number:** 7405
Project: **Collection Date:** 12/17/2005
Lab ID: 0512199-01A **Date Received:** 12/17/2005 **Matrix:** LIQUID

Analyses	Result	Limit	Qual	Units	DF	Date Analyzed
VOLATILES SW-846 METHOD 8260		SW8260B		Analyst: LDS		
1,1,1,2-Tetrachloroethane	U	1.0		µg/L	1	12/17/2005 12:54:00 PM
1,1,1-Trichloroethane	U	1.0		µg/L	1	12/17/2005 12:54:00 PM
1,1,2,2-Tetrachloroethane	U	1.0		µg/L	1	12/17/2005 12:54:00 PM
1,1,2-Trichloroethane	U	1.0		µg/L	1	12/17/2005 12:54:00 PM
1,1-Dichloroethane	U	1.0		µg/L	1	12/17/2005 12:54:00 PM
1,1-Dichloroethene	U	1.0		µg/L	1	12/17/2005 12:54:00 PM
1,2-Dibromoethane	U	1.0		µg/L	1	12/17/2005 12:54:00 PM
1,2-Dichloroethane	U	1.0		µg/L	1	12/17/2005 12:54:00 PM
1,2-Dichloropropane	U	1.0		µg/L	1	12/17/2005 12:54:00 PM
2-Butanone	U	1.0		µg/L	1	12/17/2005 12:54:00 PM
2-Hexanone	U	1.0		µg/L	1	12/17/2005 12:54:00 PM
4-Methyl-2-pentanone	U	1.0		µg/L	1	12/17/2005 12:54:00 PM
Acetone	U	1.0		µg/L	1	12/17/2005 12:54:00 PM
Acrylonitrile	U	1.0		µg/L	1	12/17/2005 12:54:00 PM
Benzene	U	1.0		µg/L	1	12/17/2005 12:54:00 PM
Bromochloromethane	U	1.0		µg/L	1	12/17/2005 12:54:00 PM
Bromodichloromethane	U	1.0		µg/L	1	12/17/2005 12:54:00 PM
Bromoform	U	1.0		µg/L	1	12/17/2005 12:54:00 PM
Bromomethane	U	1.0		µg/L	1	12/17/2005 12:54:00 PM
Carbon disulfide	U	1.0		µg/L	1	12/17/2005 12:54:00 PM
Carbon tetrachloride	U	1.0		µg/L	1	12/17/2005 12:54:00 PM
Chlorobenzene	U	1.0		µg/L	1	12/17/2005 12:54:00 PM
Chloroethane	U	1.0		µg/L	1	12/17/2005 12:54:00 PM
Chloroform	U	1.0		µg/L	1	12/17/2005 12:54:00 PM
Chloromethane	U	1.0		µg/L	1	12/17/2005 12:54:00 PM
cis-1,2-Dichloroethene	U	1.0		µg/L	1	12/17/2005 12:54:00 PM
cis-1,3-Dichloropropene	U	1.0		µg/L	1	12/17/2005 12:54:00 PM
Dibromochloromethane	U	1.0		µg/L	1	12/17/2005 12:54:00 PM
Ethylbenzene	U	1.0		µg/L	1	12/17/2005 12:54:00 PM
m,p-Xylene	U	2.0		µg/L	1	12/17/2005 12:54:00 PM
Methyl tert-butyl ether	U	1.0		µg/L	1	12/17/2005 12:54:00 PM
Methylene chloride	U	1.0		µg/L	1	12/17/2005 12:54:00 PM
o-Xylene	U	1.0		µg/L	1	12/17/2005 12:54:00 PM
Styrene	U	1.0		µg/L	1	12/17/2005 12:54:00 PM
Tetrachloroethene	U	1.0		µg/L	1	12/17/2005 12:54:00 PM
Toluene	U	1.0		µg/L	1	12/17/2005 12:54:00 PM
trans-1,2-Dichloroethene	U	1.0		µg/L	1	12/17/2005 12:54:00 PM
trans-1,3-Dichloropropene	U	1.0		µg/L	1	12/17/2005 12:54:00 PM
Trichloroethene	U	1.0		µg/L	1	12/17/2005 12:54:00 PM
Vinyl chloride	U	1.0		µg/L	1	12/17/2005 12:54:00 PM

Qualifiers:
 * Value exceeds Maximum Contaminant Level
 E Value above quantitation range
 J Analyte detected below quantitation limits
 S Spike Recovery outside accepted recovery limits

B Analyte detected in the associated Method Blank
 H Holding times for preparation or analysis exceeded
 ND Not Detected at the Reporting Limit
 U Indicates the compound was analyzed for but not detected



NYSDOH 11418
NJDEP NY050
CTDOH PH-0205
PADEP 68-00573

Tuesday, December 20, 2005

Catherine Huss
Scientific Applications International Corp.
6310 Allertown Boulevard
Harrisburg, PA 17112
TEL: (717) 901-8806
FAX (717) 901-8102

RE: Claremont

Dear Catherine Huss:

Order No.: 0512217

American Analytical Laboratories, LLC. received 2 sample(s) on 12/20/2005 for the analyses presented in the following report.

Samples were analyzed in accordance with the test procedures documented on the chain of custody and detailed throughout the text of this report.

The limits provided in the data package are analytical reporting limits and not Federal or Local mandated values to which the sample results should be compared.

There were no problems with the analyses and all data for associated QC met laboratory specifications.

If you have any questions regarding these tests results, please do not hesitate to call (631) 454-6100 or email me directly at lbeyer@american-analytical.com.

Sincerely,

Lori Beyer
Lab Director

American Analytical Laboratories, LLC.

Date: 20-Dec-05

CLIENT: Scientific Applications International Corp.
Project: Claremont
Lab Order: 0512217

Work Order Sample Summary

Lab Sample ID	Client Sample ID	Tag Number	Collection Date	Date Received
0512217-01A	EW12D/135/27	7406	12/19/2005 5:00:00 PM	12/20/2005
0512217-02A	EW12D/155/7	7406	12/20/2005 10:00:00 AM	12/20/2005

AMERICAN ANALYTICAL LABORATORIES, LLC

56 TOLEDO STREET

FARMINGDALE, NEW YORK 11735

TELEPHONE: (631) 454-6100 FAX: (631) 454-8027

DATA REPORTING QUALIFIERS

For reporting results, the following "Results Qualifiers" are used:

- Value** If the result is greater than or equal to the detection limit, report the value
- U** Indicates the compound was analyzed for but was not detected. Report the minimum detection limit for the sample with the U, i.e. "10U". This is not necessarily the instrument detection limit attainable for this particular sample based on any concentration or dilution that may have been required.
- J** Indicates an estimated value. The flag is used:
- (1) When estimating a concentration for a tentatively identified compound (library search hits, where a 1:1 response is assumed.)
 - (2) When the mass spectral data indicated the identification, however the result was less than the specified detection limit greater than zero. If the detection limit was 10ug/L and a concentration of 3ug/L was calculated report as 3J. This flag is used when similar situations arise on any organic parameter i.e. Pesticide, PCBs and others.
- B** Indicates the analyte was found in the blank as well as the sample report "10B".
- E** Indicates the analytes concentration exceeds the calibrated range of the instrument for that specific analysis.
- D** This flag identifies all compounds identified in an analysis at a secondary dilution factor.
- P** This flag is used for Pesticide / PCB target analyte when there is >25% difference for detected concentrations between the two GC Columns. The higher of the two values is reported on Form I and flagged with a "P".
- N** This flag indicates presumptive evidence of a compound. This is only used for tentatively identified compounds (TICs), where the identification is based on a mass spectral library search. It applies to all TIC results. For generic characterization of a TIC, such as chlorinated hydrocarbon, the flag is not used.
- H** Indicates sample was received and/or analyzed outside of The method allowable holding time

American Analytical Laboratories, LLC.

Date: 20-Dec-05

CLIENT: Scientific Applications International Corp. **Client Sample ID:** EW12D/135/27
Lab Order: 0512217 **Tag Number:** 7406
Project: Claremont **Collection Date:** 12/19/2005 5:00:00 PM
Lab ID: 0512217-01A **Date Received:** 12/20/2005 **Matrix:** LIQUID

Analyses	Result	Limit	Qual	Units	DF	Date Analyzed
VOLATILES SW-846 METHOD 8260		SW8260B				Analyst: LDS
1,1,1,2-Tetrachloroethane	U	1.0		µg/L	1	12/20/2005 11:40:00 AM
1,1,1-Trichloroethane	U	1.0		µg/L	1	12/20/2005 11:40:00 AM
1,1,2,2-Tetrachloroethane	U	1.0		µg/L	1	12/20/2005 11:40:00 AM
1,1,2-Trichloroethane	U	1.0		µg/L	1	12/20/2005 11:40:00 AM
1,1-Dichloroethane	U	1.0		µg/L	1	12/20/2005 11:40:00 AM
1,1-Dichloroethene	U	1.0		µg/L	1	12/20/2005 11:40:00 AM
1,2-Dibromoethane	U	1.0		µg/L	1	12/20/2005 11:40:00 AM
1,2-Dichloroethane	U	1.0		µg/L	1	12/20/2005 11:40:00 AM
1,2-Dichloropropane	U	1.0		µg/L	1	12/20/2005 11:40:00 AM
2-Butanone	U	1.0		µg/L	1	12/20/2005 11:40:00 AM
2-Hexanone	U	1.0		µg/L	1	12/20/2005 11:40:00 AM
4-Methyl-2-pentanone	U	1.0		µg/L	1	12/20/2005 11:40:00 AM
Acetone	U	1.0		µg/L	1	12/20/2005 11:40:00 AM
Acrylonitrile	U	1.0		µg/L	1	12/20/2005 11:40:00 AM
Benzene	U	1.0		µg/L	1	12/20/2005 11:40:00 AM
Bromochloromethane	U	1.0		µg/L	1	12/20/2005 11:40:00 AM
Bromodichloromethane	U	1.0		µg/L	1	12/20/2005 11:40:00 AM
Bromoform	U	1.0		µg/L	1	12/20/2005 11:40:00 AM
Bromomethane	U	1.0		µg/L	1	12/20/2005 11:40:00 AM
Carbon disulfide	U	1.0		µg/L	1	12/20/2005 11:40:00 AM
Carbon tetrachloride	U	1.0		µg/L	1	12/20/2005 11:40:00 AM
Chlorobenzene	U	1.0		µg/L	1	12/20/2005 11:40:00 AM
Chloroethane	U	1.0		µg/L	1	12/20/2005 11:40:00 AM
Chloroform	U	1.0		µg/L	1	12/20/2005 11:40:00 AM
Chloromethane	U	1.0		µg/L	1	12/20/2005 11:40:00 AM
cis-1,2-Dichloroethene	U	1.0		µg/L	1	12/20/2005 11:40:00 AM
cis-1,3-Dichloropropene	U	1.0		µg/L	1	12/20/2005 11:40:00 AM
Dibromochloromethane	U	1.0		µg/L	1	12/20/2005 11:40:00 AM
Ethylbenzene	U	1.0		µg/L	1	12/20/2005 11:40:00 AM
m,p-Xylene	U	2.0		µg/L	1	12/20/2005 11:40:00 AM
Methyl tert-butyl ether	U	1.0		µg/L	1	12/20/2005 11:40:00 AM
Methylene chloride	U	1.0		µg/L	1	12/20/2005 11:40:00 AM
o-Xylene	U	1.0		µg/L	1	12/20/2005 11:40:00 AM
Styrene	U	1.0		µg/L	1	12/20/2005 11:40:00 AM
Tetrachloroethene	U	1.0		µg/L	1	12/20/2005 11:40:00 AM
Toluene	U	1.0		µg/L	1	12/20/2005 11:40:00 AM
trans-1,2-Dichloroethene	U	1.0		µg/L	1	12/20/2005 11:40:00 AM
trans-1,3-Dichloropropene	U	1.0		µg/L	1	12/20/2005 11:40:00 AM
Trichloroethene	U	1.0		µg/L	1	12/20/2005 11:40:00 AM
Vinyl chloride	U	1.0		µg/L	1	12/20/2005 11:40:00 AM

Qualifiers:
 * Value exceeds Maximum Contaminant Level
 E Value above quantitation range
 J Analyte detected below quantitation limits
 S Spike Recovery outside accepted recovery limits

B Analyte detected in the associated Method Blank
 H Holding times for preparation or analysis exceeded
 ND Not Detected at the Reporting Limit

U Indicates the compound was analyzed for but not detected

American Analytical Laboratories, LLC.

Date: 20-Dec-05

CLIENT: Scientific Applications International Corp. **Client Sample ID:** EW12D/155/7
Lab Order: 0512217 **Tag Number:** 7406
Project: Claremont **Collection Date:** 12/20/2005 10:00:00 AM
Lab ID: 0512217-02A **Date Received:** 12/20/2005 **Matrix:** LIQUID

Analyses	Result	Limit	Qual	Units	DF	Date Analyzed
VOLATILES SW-846 METHOD 8260		SW8260B				Analyst: LDS
1,1,1,2-Tetrachloroethane	U	1.0		µg/L	1	12/20/2005 11:39:00 AM
1,1,1-Trichloroethane	U	1.0		µg/L	1	12/20/2005 11:39:00 AM
1,1,2,2-Tetrachloroethane	U	1.0		µg/L	1	12/20/2005 11:39:00 AM
1,1,2-Trichloroethane	U	1.0		µg/L	1	12/20/2005 11:39:00 AM
1,1-Dichloroethane	U	1.0		µg/L	1	12/20/2005 11:39:00 AM
1,1-Dichloroethene	U	1.0		µg/L	1	12/20/2005 11:39:00 AM
1,2-Dibromoethane	U	1.0		µg/L	1	12/20/2005 11:39:00 AM
1,2-Dichloroethane	U	1.0		µg/L	1	12/20/2005 11:39:00 AM
1,2-Dichloropropane	U	1.0		µg/L	1	12/20/2005 11:39:00 AM
2-Butanone	U	1.0		µg/L	1	12/20/2005 11:39:00 AM
2-Hexanone	U	1.0		µg/L	1	12/20/2005 11:39:00 AM
4-Methyl-2-pentanone	U	1.0		µg/L	1	12/20/2005 11:39:00 AM
Acetone	U	1.0		µg/L	1	12/20/2005 11:39:00 AM
Acrylonitrile	U	1.0		µg/L	1	12/20/2005 11:39:00 AM
Benzene	U	1.0		µg/L	1	12/20/2005 11:39:00 AM
Bromochloromethane	U	1.0		µg/L	1	12/20/2005 11:39:00 AM
Bromodichloromethane	U	1.0		µg/L	1	12/20/2005 11:39:00 AM
Bromoform	U	1.0		µg/L	1	12/20/2005 11:39:00 AM
Bromomethane	U	1.0		µg/L	1	12/20/2005 11:39:00 AM
Carbon disulfide	U	1.0		µg/L	1	12/20/2005 11:39:00 AM
Carbon tetrachloride	U	1.0		µg/L	1	12/20/2005 11:39:00 AM
Chlorobenzene	U	1.0		µg/L	1	12/20/2005 11:39:00 AM
Chloroethane	U	1.0		µg/L	1	12/20/2005 11:39:00 AM
Chloroform	U	1.0		µg/L	1	12/20/2005 11:39:00 AM
Chloromethane	U	1.0		µg/L	1	12/20/2005 11:39:00 AM
cis-1,2-Dichloroethene	U	1.0		µg/L	1	12/20/2005 11:39:00 AM
cis-1,3-Dichloropropene	U	1.0		µg/L	1	12/20/2005 11:39:00 AM
Dibromochloromethane	U	1.0		µg/L	1	12/20/2005 11:39:00 AM
Ethylbenzene	U	1.0		µg/L	1	12/20/2005 11:39:00 AM
m,p-Xylene	U	2.0		µg/L	1	12/20/2005 11:39:00 AM
Methyl tert-butyl ether	U	1.0		µg/L	1	12/20/2005 11:39:00 AM
Methylene chloride	U	1.0		µg/L	1	12/20/2005 11:39:00 AM
o-Xylene	U	1.0		µg/L	1	12/20/2005 11:39:00 AM
Styrene	U	1.0		µg/L	1	12/20/2005 11:39:00 AM
Tetrachloroethene	U	1.0		µg/L	1	12/20/2005 11:39:00 AM
Toluene	U	1.0		µg/L	1	12/20/2005 11:39:00 AM
trans-1,2-Dichloroethene	U	1.0		µg/L	1	12/20/2005 11:39:00 AM
trans-1,3-Dichloropropene	U	1.0		µg/L	1	12/20/2005 11:39:00 AM
Trichloroethene	U	1.0		µg/L	1	12/20/2005 11:39:00 AM
Vinyl chloride	U	1.0		µg/L	1	12/20/2005 11:39:00 AM

Qualifiers: * Value exceeds Maximum Contaminant Level
 E Value above quantitation range
 J Analyte detected below quantitation limits
 S Spike Recovery outside accepted recovery limits

B Analyte detected in the associated Method Blank
 H Holding times for preparation or analysis exceeded
 ND Not Detected at the Reporting Limit
 U Indicates the compound was analyzed for but not detected



NYSDOH 11418
NJDEP NY050
CTDOH PH-0205
PADEP 68-00573

Tuesday, December 20, 2005

Catherine Huss
Scientific Applications International Corp.
6310 Allertown Boulevard
Harrisburg, PA 17112

TEL: (717) 901-8806

FAX (717) 901-8102

RE: Claremont

Dear Catherine Huss:

Order No.: 0512222

American Analytical Laboratories, LLC. received 1 sample(s) on 12/20/2005 for the analyses presented in the following report.

Samples were analyzed in accordance with the test procedures documented on the chain of custody and detailed throughout the text of this report.

The limits provided in the data package are analytical reporting limits and not Federal or Local mandated values to which the sample results should be compared.

There were no problems with the analyses and all data for associated QC met laboratory specifications.

If you have any questions regarding these tests results, please do not hesitate to call (631) 454-6100 or email me directly at lbeyer@american-analytical.com.

Sincerely,

Lori Beyer
Lab Director

American Analytical Laboratories, LLC.

Date: 20-Dec-05

CLIENT: Scientific Applications International Corp.
Project: Claremont
Lab Order: 0512222

Work Order Sample Summary

Lab Sample ID	Client Sample ID	Tag Number	Collection Date	Date Received
0512222-01A	EW12D/175/-13	7407	12/20/2005 12:40:00 PM	12/20/2005



56 TOLEDO STREET • FARMINGDALE, NEW YORK 11735
 (631) 454-6100 • FAX (631) 454-8027

NYSDOH 11418
 CTDOH PH-0205
 NJDEP NY050
 PADEP 68-573

TAG # / COC 7407

CHAIN OF CUSTODY / REQUEST FOR ANALYSIS DOCUMENT

CLIENT NAME/ADDRESS <div style="font-size: 2em; font-weight: bold; margin-left: 20px;">SAIC</div>	CONTACT: <div style="font-size: 1.5em; margin-left: 20px;"><i>Claremont</i></div>
SAMPLER (SIGNATURE) <div style="font-size: 1.5em; margin-left: 20px;"><i>Cathy Husk</i></div>	SAMPLE(S) SEALED YES / NO
SAMPLER NAME (PRINT) _____	CORRECT CONTAINER(S) YES / NO

LABORATORY ID #	MATRIX	# CON-TAINERS	SAMPLING DATE/TIME	SAMPLE # - LOCATION	ANALYSIS REQUIRED		FOR METHANOL PRESERVED SAMPLES (VOLATILE VIAL #)
					<input type="checkbox"/> VOC	<input type="checkbox"/> PIP	
0572222-1A	GW	2	12-20/05/1240	EW12D/175/-13	<input checked="" type="checkbox"/>	<input checked="" type="checkbox"/>	PIP = 0.7 ppw

COOLER TEMPERATURE: _____	COMMENTS / INSTRUCTIONS _____
MATRIX S=SOIL; L=LIQUID; SL=SLUDGE; A=AIR; W=WIFE; P=PAINT CHIPS; B=BULK MATERIAL TYPE G=GRAB; C=COMPOSITE, SS=SPLIT SPOON	TURNAROUND REQUIRED: NORMAL <input type="checkbox"/> STAT <input checked="" type="checkbox"/> BY / /
RELINQUISHED BY (SIGNATURE) <div style="font-size: 1.5em; margin-left: 20px;"><i>Cathy Husk</i></div>	RECEIVED BY LAB (SIGNATURE) <div style="font-size: 1.5em; margin-left: 20px;"><i>P. Maer</i></div>
DATE TIME 123005 1304	DATE TIME 12/20/05 1:04 PM
PRINTED NAME Cathy Husk	PRINTED NAME P. Maer
RELINQUISHED BY (SIGNATURE)	RECEIVED BY LAB (SIGNATURE)
DATE TIME	DATE TIME

WHITE-OFFICE / CANARY-LAB / PINK-SAMPLE CUSTODIAN / GOLDENROD-CLIENT

AMERICAN ANALYTICAL LABORATORIES, LLC

56 TOLEDO STREET

FARMINGDALE, NEW YORK 11735

TELEPHONE: (631) 454-6100 FAX: (631) 454-8027

DATA REPORTING QUALIFIERS

For reporting results, the following "Results Qualifiers" are used:

Value	If the result is greater than or equal to the detection limit, report the value
U	Indicates the compound was analyzed for but was not detected. Report the minimum detection limit for the sample with the U, i.e. "10U". This is not necessarily the instrument detection limit attainable for this particular sample based on any concentration or dilution that may have been required.
J	Indicates an estimated value. The flag is used: <ol style="list-style-type: none">(1) When estimating a concentration for a tentatively identified compound (library search hits, where a 1:1 response is assumed.)(2) When the mass spectral data indicated the identification, however the result was less than the specified detection limit greater than zero. If the detection limit was 10ug/L and a concentration of 3ug/L was calculated report as 3J. This flag is used when similar situations arise on any organic parameter i.e. Pesticide, PCBs and others.
B	Indicates the analyte was found in the blank as well as the sample report "10B".
E	Indicates the analytes concentration exceeds the calibrated range of the instrument for that specific analysis.
D	This flag identifies all compounds identified in an analysis at a secondary dilution factor.
P	This flag is used for Pesticide / PCB target analyte when there is >25% difference for detected concentrations between the two GC Columns. The higher of the two values is reported on Form I and flagged with a "P".
N	This flag indicates presumptive evidence of a compound. This is only used for tentatively identified compounds (TICs), where the identification is based on a mass spectral library search. It applies to all TIC results. For generic characterization of a TIC, such as chlorinated hydrocarbon, the flag is not used.
H	Indicates sample was received and/or analyzed outside of The method allowable holding time

American Analytical Laboratories, LLC.

Date: 20-Dec-05

CLIENT: Scientific Applications International Corp. **Client Sample ID:** EW12D/175/-13
Lab Order: 0512222 **Tag Number:** 7407
Project: Claremont **Collection Date:** 12/20/2005 12:40:00 PM
Lab ID: 0512222-01A **Date Received:** 12/20/2005 **Matrix:** LIQUID

Analyses	Result	Limit	Qual	Units	DF	Date Analyzed
VOLATILES SW-846 METHOD 8260		SW8260B		Analyst: LDS		
1,1,1,2-Tetrachloroethane	U	1.0		µg/L	1	12/20/2005 1:51:00 PM
1,1,1-Trichloroethane	U	1.0		µg/L	1	12/20/2005 1:51:00 PM
1,1,2,2-Tetrachloroethane	U	1.0		µg/L	1	12/20/2005 1:51:00 PM
1,1,2-Trichloroethane	U	1.0		µg/L	1	12/20/2005 1:51:00 PM
1,1-Dichloroethane	U	1.0		µg/L	1	12/20/2005 1:51:00 PM
1,1-Dichloroethane	U	1.0		µg/L	1	12/20/2005 1:51:00 PM
1,2-Dibromoethane	U	1.0		µg/L	1	12/20/2005 1:51:00 PM
1,2-Dichloroethane	U	1.0		µg/L	1	12/20/2005 1:51:00 PM
1,2-Dichloropropane	U	1.0		µg/L	1	12/20/2005 1:51:00 PM
2-Butanone	U	1.0		µg/L	1	12/20/2005 1:51:00 PM
2-Hexanone	U	1.0		µg/L	1	12/20/2005 1:51:00 PM
4-Methyl-2-pentanone	U	1.0		µg/L	1	12/20/2005 1:51:00 PM
Acetone	U	1.0		µg/L	1	12/20/2005 1:51:00 PM
Acrylonitrile	U	1.0		µg/L	1	12/20/2005 1:51:00 PM
Benzene	U	1.0		µg/L	1	12/20/2005 1:51:00 PM
Bromochloromethane	U	1.0		µg/L	1	12/20/2005 1:51:00 PM
Bromodichloromethane	U	1.0		µg/L	1	12/20/2005 1:51:00 PM
Bromoform	U	1.0		µg/L	1	12/20/2005 1:51:00 PM
Bromomethane	U	1.0		µg/L	1	12/20/2005 1:51:00 PM
Carbon disulfide	U	1.0		µg/L	1	12/20/2005 1:51:00 PM
Carbon tetrachloride	U	1.0		µg/L	1	12/20/2005 1:51:00 PM
Chlorobenzene	U	1.0		µg/L	1	12/20/2005 1:51:00 PM
Chloroethane	U	1.0		µg/L	1	12/20/2005 1:51:00 PM
Chloroform	U	1.0		µg/L	1	12/20/2005 1:51:00 PM
Chloromethane	U	1.0		µg/L	1	12/20/2005 1:51:00 PM
cis-1,2-Dichloroethene	U	1.0		µg/L	1	12/20/2005 1:51:00 PM
cis-1,3-Dichloropropene	U	1.0		µg/L	1	12/20/2005 1:51:00 PM
Dibromochloromethane	U	1.0		µg/L	1	12/20/2005 1:51:00 PM
Ethylbenzene	U	1.0		µg/L	1	12/20/2005 1:51:00 PM
m,p-Xylene	U	2.0		µg/L	1	12/20/2005 1:51:00 PM
Methyl tert-butyl ether	U	1.0		µg/L	1	12/20/2005 1:51:00 PM
Methylene chloride	U	1.0		µg/L	1	12/20/2005 1:51:00 PM
o-Xylene	U	1.0		µg/L	1	12/20/2005 1:51:00 PM
Styrene	U	1.0		µg/L	1	12/20/2005 1:51:00 PM
Tetrachloroethene	U	1.0		µg/L	1	12/20/2005 1:51:00 PM
Toluene	U	1.0		µg/L	1	12/20/2005 1:51:00 PM
trans-1,2-Dichloroethene	U	1.0		µg/L	1	12/20/2005 1:51:00 PM
trans-1,3-Dichloropropene	U	1.0		µg/L	1	12/20/2005 1:51:00 PM
Trichloroethene	U	1.0		µg/L	1	12/20/2005 1:51:00 PM
Vinyl chloride	U	1.0		µg/L	1	12/20/2005 1:51:00 PM

Qualifiers: * Value exceeds Maximum Contaminant Level
 E Value above quantitation range
 J Analyte detected below quantitation limits
 S Spike Recovery outside accepted recovery limits
 B Analyte detected in the associated Method Blank
 H Holding times for preparation or analysis exceeded
 ND Not Detected at the Reporting Limit
 U Indicates the compound was analyzed for but not detected

Tuesday, December 20, 2005

Catherine Huss
Scientific Applications International Corp.
6310 Allertown Boulevard
Harrisburg, PA 17112

TEL: (717) 901-8806
FAX (717) 901-8102

RE: Claremont

Order No.: 0512224

Dear Catherine Huss:

American Analytical Laboratories, LLC. received 1 sample(s) on 12/20/2005 for the analyses presented in the following report.


Samples were analyzed in accordance with the test procedures documented on the chain of custody and detailed throughout the text of this report.

The limits provided in the data package are analytical reporting limits and not Federal or Local mandated values to which the sample results should be compared.

There were no problems with the analyses and all data for associated QC met laboratory specifications.

If you have any questions regarding these tests results, please do not hesitate to call (631) 454-6100 or email me directly at lbeyer@american-analytical.com.

Sincerely,



Lori Beyer
Lab Director

American Analytical Laboratories, LLC.

Date: 20-Dec-05

CLIENT: Scientific Applications International Corp.
Project: Claremont
Lab Order: 0512224

Work Order Sample Summary

Lab Sample ID	Client Sample ID	Tag Number	Collection Date	Date Received
0512224-01A	EW12D/195/-33	7408	12/20/2005 3:20:00 PM	12/20/2005

TAG # / COC 7408

CHAIN OF CUSTODY / REQUEST FOR ANALYSIS DOCUMENT

CLIENT NAME/ADDRESS SAIC		CONTACT: <i>Cathy Hus</i>		SAMPLER (SIGNATURE) <i>Cathy Hus</i>	SAMPLE(S) SEALED YES / NO
PROJECT LOCATION: <i>Claremont</i>		ANALYSIS REQUIRED <i>YES</i>		CORRECT CONTAINER(S)	YES / NO

LABORATORY ID #	MATRIX	# CONTAINERS	SAMPLING DATE/TIME	SAMPLE # - LOCATION	FOR METHANOL PRESERVED SAMPLES (VOLATILE VIAL #)
<i>051224-1A</i>	<i>GW</i>	<i>2</i>	<i>12-20-05 / 15:30</i>	<i>EW13D / 195 / -33</i>	

COOLER TEMPERATURE:		COMMENTS / INSTRUCTIONS	
TURNAROUND REQUIRED: NORMAL <input type="checkbox"/> STAT <input checked="" type="checkbox"/>		DATE: <i>12/20/05</i> / TIME: <i>15:35</i>	
RELINQUISHED BY (SIGNATURE) <i>Cathy Hus</i>	PRINTED NAME <i>Cathy Hus</i>	RECEIVED BY LAB (SIGNATURE) <i>[Signature]</i>	PRINTED NAME <i>[Signature]</i>
RELINQUISHED BY (SIGNATURE)	DATE TIME	RECEIVED BY LAB (SIGNATURE)	DATE TIME

AMERICAN ANALYTICAL LABORATORIES, LLC

56 TOLEDO STREET

FARMINGDALE, NEW YORK 11735

TELEPHONE: (631) 454-6100 FAX: (631) 454-8027

DATA REPORTING QUALIFIERS

For reporting results, the following "Results Qualifiers" are used:

- Value** If the result is greater than or equal to the detection limit, report the value
- U** Indicates the compound was analyzed for but was not detected. Report the minimum detection limit for the sample with the U, i.e. "10U". This is not necessarily the instrument detection limit attainable for this particular sample based on any concentration or dilution that may have been required.
- J** Indicates an estimated value. The flag is used:
- (1) When estimating a concentration for a tentatively identified compound (library search hits, where a 1:1 response is assumed.)
 - (2) When the mass spectral data indicated the identification, however the result was less than the specified detection limit greater than zero. If the detection limit was 10ug/L and a concentration of 3ug/L was calculated report as 3J. This flag is used when similar situations arise on any organic parameter i.e. Pesticide, PCBs and others.
- B** Indicates the analyte was found in the blank as well as the sample report "10B".
- E** Indicates the analytes concentration exceeds the calibrated range of the instrument for that specific analysis.
- D** This flag identifies all compounds identified in an analysis at a secondary dilution factor.
- P** This flag is used for Pesticide / PCB target analyte when there is >25% difference for detected concentrations between the two GC Columns. The higher of the two values is reported on Form I and flagged with a "P".
- N** This flag indicates presumptive evidence of a compound. This is only used for tentatively identified compounds (TICs), where the identification is based on a mass spectral library search. It applies to all TIC results. For generic characterization of a TIC, such as chlorinated hydrocarbon, the flag is not used.
- H** Indicates sample was received and/or analyzed outside of The method allowable holding time

American Analytical Laboratories, LLC.

Date: 20-Dec-05

CLIENT: Scientific Applications International Corp. Client Sample ID: EW12D/195/-33
 Lab Order: 0512224 Tag Number: 7408
 Project: Claremont Collection Date: 12/20/2005 3:20:00 PM
 Lab ID: 0512224-01A Date Received: 12/20/2005 Matrix: LIQUID

Analyses	Result	Limit	Qual	Units	DF	Date Analyzed
VOLATILES SW-846 METHOD 8260		SW8260B		Analyst: LDS		
1,1,1,2-Tetrachloroethane	U	1.0		µg/L	1	12/20/2005 4:15:00 PM
1,1,1-Trichloroethane	8.5	1.0		µg/L	1	12/20/2005 4:15:00 PM
1,1,1,2-Tetrachloroethane	U	1.0		µg/L	1	12/20/2005 4:15:00 PM
1,1,2-Trichloroethane	U	1.0		µg/L	1	12/20/2005 4:15:00 PM
1,1-Dichloroethane	U	1.0		µg/L	1	12/20/2005 4:15:00 PM
1,1-Dichloroethene	6.9	1.0		µg/L	1	12/20/2005 4:15:00 PM
1,2-Dibromoethane	U	1.0		µg/L	1	12/20/2005 4:15:00 PM
1,2-Dichloroethane	U	1.0		µg/L	1	12/20/2005 4:15:00 PM
1,2-Dichloropropane	U	1.0		µg/L	1	12/20/2005 4:15:00 PM
2-Butanone	U	1.0		µg/L	1	12/20/2005 4:15:00 PM
2-Hexanone	U	1.0		µg/L	1	12/20/2005 4:15:00 PM
4-Methyl-2-pentanone	U	1.0		µg/L	1	12/20/2005 4:15:00 PM
Acetone	U	1.0		µg/L	1	12/20/2005 4:15:00 PM
Acrylonitrile	U	1.0		µg/L	1	12/20/2005 4:15:00 PM
Benzene	U	1.0		µg/L	1	12/20/2005 4:15:00 PM
Bromochloromethane	U	1.0		µg/L	1	12/20/2005 4:15:00 PM
Bromodichloromethane	U	1.0		µg/L	1	12/20/2005 4:15:00 PM
Bromoform	U	1.0		µg/L	1	12/20/2005 4:15:00 PM
Bromomethane	U	1.0		µg/L	1	12/20/2005 4:15:00 PM
Carbon disulfide	U	1.0		µg/L	1	12/20/2005 4:15:00 PM
Carbon tetrachloride	U	1.0		µg/L	1	12/20/2005 4:15:00 PM
Chlorobenzene	U	1.0		µg/L	1	12/20/2005 4:15:00 PM
Chloroethane	U	1.0		µg/L	1	12/20/2005 4:15:00 PM
Chloroform	U	1.0		µg/L	1	12/20/2005 4:15:00 PM
Chloromethane	U	1.0		µg/L	1	12/20/2005 4:15:00 PM
cis-1,2-Dichloroethene	U	1.0		µg/L	1	12/20/2005 4:15:00 PM
cis-1,3-Dichloropropene	U	1.0		µg/L	1	12/20/2005 4:15:00 PM
Dibromochloromethane	U	1.0		µg/L	1	12/20/2005 4:15:00 PM
Ethylbenzene	U	1.0		µg/L	1	12/20/2005 4:15:00 PM
m,p-Xylene	U	2.0		µg/L	1	12/20/2005 4:15:00 PM
Methyl tert-butyl ether	U	1.0		µg/L	1	12/20/2005 4:15:00 PM
Methylene chloride	U	1.0		µg/L	1	12/20/2005 4:15:00 PM
o-Xylene	U	1.0		µg/L	1	12/20/2005 4:15:00 PM
Styrene	U	1.0		µg/L	1	12/20/2005 4:15:00 PM
Tetrachloroethene	1.2	1.0		µg/L	1	12/20/2005 4:15:00 PM
Toluene	U	1.0		µg/L	1	12/20/2005 4:15:00 PM
trans-1,2-Dichloroethene	U	1.0		µg/L	1	12/20/2005 4:15:00 PM
trans-1,3-Dichloropropene	U	1.0		µg/L	1	12/20/2005 4:15:00 PM
Trichloroethene	4.2	1.0		µg/L	1	12/20/2005 4:15:00 PM
Vinyl chloride	U	1.0		µg/L	1	12/20/2005 4:15:00 PM

Qualifiers: * Value exceeds Maximum Contaminant Level
 E Value above quantitation range
 J Analyte detected below quantitation limits
 S Spike Recovery outside accepted recovery limits

B Analyte detected in the associated Method Blank
 H Holding times for preparation or analysis exceeded
 ND Not Detected at the Reporting Limit
 U Indicates the compound was analyzed for but not detected

Tuesday, January 03, 2006

Catherine Huss
Scientific Applications International Corp.
6310 Allertown Boulevard
Harrisburg, PA 17112
TEL: (717) 901-8806
FAX (717) 901-8102

RE: Claremont

Order No.: 0601005

Dear Catherine Huss:

American Analytical Laboratories, LLC. received 1 sample(s) on 1/3/2006 for the analyses presented in the following report.


Samples were analyzed in accordance with the test procedures documented on the chain of custody and detailed throughout the text of this report.

The limits provided in the data package are analytical reporting limits and not Federal or Local mandated values to which the sample results should be compared.

There were no problems with the analyses and all data for associated QC met laboratory specifications.

If you have any questions regarding these tests results, please do not hesitate to call (631) 454-6100 or email me directly at lbeyer@american-analytical.com.

Sincerely,



Lori Beyer
Lab Director

CLIENT: Scientific Applications International Corp.
Project: Claremont
Lab Order: 0601005

Work Order Sample Summary

Lab Sample ID	Client Sample ID	Tag Number	Collection Date	Date Received
0601005-01A	EW12D/215/-43	7409	1/3/2006	1/3/2006



56 TOLEDO STREET • FARMINGDALE, NEW YORK 11735
(631) 454-6100 • FAX (631) 454-8027

NYSDOH 11418
CTDOH PH-0205
NJDEP NY050
PADEP 68-573

TAG # / COC 7409

CHAIN OF CUSTODY / REQUEST FOR ANALYSIS DOCUMENT

CLIENT NAME/ADDRESS

SAC

CONTACT:

SAMPLER (SIGNATURE)

Cathy Huss

SAMPLE(S) SEALED

YES / NO

SAMPLER NAME (PRINT)

Cathy Huss

CORRECT CONTAINER(S)

YES / NO

PROJECT LOCATION:

Claremont

ANALYSIS REQUIRED

VOCS

FOR METHANOL PRESERVED SAMPLES [VOLATILE VIAL #]

SAMPLING DATE/TIME

1-3-06 9:28

CONTAINERS

2

MATRIX

1A6W

SAMPLE # - LOCATION

EW12D/215/-43

LABORATORY ID #

0601005-1A6W

MATRIX S=SOIL; L=LIQUID; SL=SLUDGE; A-AIR; W=WIPE; P=PAINT CHIPS; B=BULK MATERIAL
TYPE G=GRAB; C=COMPOSITE; SS=SPLIT SPOON

RELINQUISHED BY (SIGNATURE)

Cathy Huss

PRINTED NAME

Cathy Huss

DATE TIME

1-3-06

TURNAROUND REQUIRED:
NORMAL STAT BY / /

RECEIVED BY LAB (SIGNATURE)

[Signature]

DATE TIME

1/3/06 9:50

RELINQUISHED BY (SIGNATURE)

[Signature]

PRINTED NAME

PRINTED NAME

COOLER TEMPERATURE:

COMMENTS / INSTRUCTIONS

AMERICAN ANALYTICAL LABORATORIES, LLC

56 TOLEDO STREET

FARMINGDALE, NEW YORK 11735

TELEPHONE: (631) 454-6100 FAX: (631) 454-8027

DATA REPORTING QUALIFIERS

For reporting results, the following "Results Qualifiers" are used:

Value	If the result is greater than or equal to the detection limit, report the value
U	Indicates the compound was analyzed for but was not detected. Report the minimum detection limit for the sample with the U, i.e. "10U". This is not necessarily the instrument detection limit attainable for this particular sample based on any concentration or dilution that may have been required.
J	Indicates an estimated value. The flag is used: <ol style="list-style-type: none">(1) When estimating a concentration for a tentatively identified compound (library search hits, where a 1:1 response is assumed.)(2) When the mass spectral data indicated the identification, however the result was less than the specified detection limit greater than zero. If the detection limit was 10ug/L and a concentration of 3ug/L was calculated report as 3J. This flag is used when similar situations arise on any organic parameter i.e. Pesticide, PCBs and others.
B	Indicates the analyte was found in the blank as well as the sample report "10B".
E	Indicates the analytes concentration exceeds the calibrated range of the instrument for that specific analysis.
D	This flag identifies all compounds identified in an analysis at a secondary dilution factor.
P	This flag is used for Pesticide / PCB target analyte when there is >25% difference for detected concentrations between the two GC Columns. The higher of the two values is reported on Form I and flagged with a "P".
N	This flag indicates presumptive evidence of a compound. This is only used for tentatively identified compounds (TICs), where the identification is based on a mass spectral library search. It applies to all TIC results. For generic characterization of a TIC, such as chlorinated hydrocarbon, the flag is not used.
H	Indicates sample was received and/or analyzed outside of The method allowable holding time

American Analytical Laboratories, LLC.

Date: 03-Jan-06

CLIENT:	Scientific Applications International Corp.	Client Sample ID:	EW12D/215/-43
Lab Order:	0601005	Tag Number:	7409
Project:	Claremont	Collection Date:	1/3/2006
Lab ID:	0601005-01A	Date Received:	1/3/2006
		Matrix:	LIQUID

Analyses	Result	Limit	Qual	Units	DF	Date Analyzed
VOLATILES SW-846 METHOD 8260		SW8260B		Analyst: SB		
1,1,1,2-Tetrachloroethane	U	1.0		µg/L	1	1/3/2006 10:34:00 AM
1,1,1-Trichloroethane	U	1.0		µg/L	1	1/3/2006 10:34:00 AM
1,1,2,2-Tetrachloroethane	U	1.0		µg/L	1	1/3/2006 10:34:00 AM
1,1,2-Trichloroethane	U	1.0		µg/L	1	1/3/2006 10:34:00 AM
1,1-Dichloroethane	U	1.0		µg/L	1	1/3/2006 10:34:00 AM
1,1-Dichloroethene	U	1.0		µg/L	1	1/3/2006 10:34:00 AM
1,2-Dibromoethane	U	1.0		µg/L	1	1/3/2006 10:34:00 AM
1,2-Dichloroethane	U	1.0		µg/L	1	1/3/2006 10:34:00 AM
1,2-Dichloropropane	U	1.0		µg/L	1	1/3/2006 10:34:00 AM
2-Butanone	U	1.0		µg/L	1	1/3/2006 10:34:00 AM
2-Hexanone	U	1.0		µg/L	1	1/3/2006 10:34:00 AM
4-Methyl-2-pentanone	U	1.0		µg/L	1	1/3/2006 10:34:00 AM
Acetone	U	1.0		µg/L	1	1/3/2006 10:34:00 AM
Acrylonitrile	U	1.0		µg/L	1	1/3/2006 10:34:00 AM
Benzene	U	1.0		µg/L	1	1/3/2006 10:34:00 AM
Bromochloromethane	U	1.0		µg/L	1	1/3/2006 10:34:00 AM
Bromodichloromethane	U	1.0		µg/L	1	1/3/2006 10:34:00 AM
Bromoform	U	1.0		µg/L	1	1/3/2006 10:34:00 AM
Bromomethane	U	1.0		µg/L	1	1/3/2006 10:34:00 AM
Carbon disulfide	U	1.0		µg/L	1	1/3/2006 10:34:00 AM
Carbon tetrachloride	U	1.0		µg/L	1	1/3/2006 10:34:00 AM
Chlorobenzene	U	1.0		µg/L	1	1/3/2006 10:34:00 AM
Chloroethane	U	1.0		µg/L	1	1/3/2006 10:34:00 AM
Chloroform	U	1.0		µg/L	1	1/3/2006 10:34:00 AM
Chloromethane	U	1.0		µg/L	1	1/3/2006 10:34:00 AM
cis-1,2-Dichloroethene	U	1.0		µg/L	1	1/3/2006 10:34:00 AM
cis-1,3-Dichloropropene	U	1.0		µg/L	1	1/3/2006 10:34:00 AM
Dibromochloromethane	U	1.0		µg/L	1	1/3/2006 10:34:00 AM
Ethylbenzene	U	1.0		µg/L	1	1/3/2006 10:34:00 AM
m,p-Xylene	U	2.0		µg/L	1	1/3/2006 10:34:00 AM
Methyl tert-butyl ether	U	1.0		µg/L	1	1/3/2006 10:34:00 AM
Methylene chloride	U	1.0	B	µg/L	1	1/3/2006 10:34:00 AM
o-Xylene	U	1.0		µg/L	1	1/3/2006 10:34:00 AM
Styrene	U	1.0		µg/L	1	1/3/2006 10:34:00 AM
Tetrachloroethene	U	1.0		µg/L	1	1/3/2006 10:34:00 AM
Toluene	U	1.0		µg/L	1	1/3/2006 10:34:00 AM
trans-1,2-Dichloroethene	U	1.0		µg/L	1	1/3/2006 10:34:00 AM
trans-1,3-Dichloropropene	U	1.0		µg/L	1	1/3/2006 10:34:00 AM
Trichloroethene	4.0	1.0		µg/L	1	1/3/2006 10:34:00 AM
Vinyl chloride	U	1.0		µg/L	1	1/3/2006 10:34:00 AM

Qualifiers:	* Value exceeds Maximum Contaminant Level	B Analyte detected in the associated Method Blank
	E Value above quantitation range	H Holding times for preparation or analysis exceeded
	J Analyte detected below quantitation limits	ND Not Detected at the Reporting Limit
	S Spike Recovery outside accepted recovery limits	U Indicates the compound was analyzed for but not detected



NYSDOH 11418
NJDEP NY050
CTDOH PH-0205
PADEP 68-00573

Tuesday, January 03, 2006

Catherine Huss
Scientific Applications International Corp.
6310 Allertown Boulevard
Harrisburg, PA 17112
TEL: (717) 901-8806
FAX (717) 901-8102

RE: Claremont

Order No.: 0601008

Dear Catherine Huss:

American Analytical Laboratories, LLC. received 1 sample(s) on 1/3/2006 for the analyses presented in the following report.

Samples were analyzed in accordance with the test procedures documented on the chain of custody and detailed throughout the text of this report.

The limits provided in the data package are analytical reporting limits and not Federal or Local mandated values to which the sample results should be compared.

There were no problems with the analyses and all data for associated QC met laboratory specifications.

If you have any questions regarding these tests results, please do not hesitate to call (631) 454-6100 or email me directly at lbeyer@american-analytical.com.

Sincerely,

Lori Beyer
Lab Director

CLIENT: Scientific Applications International Corp.
Project: Claremont
Lab Order: 0601008

Work Order Sample Summary

Lab Sample ID	Client Sample ID	Tag Number	Collection Date	Date Received
0601008-01A	EW12D/235/-68	7410	1/3/2006 12:20:00 PM	1/3/2006



56 TOLEDO STREET • FARMINGDALE, NEW YORK 11735
(631) 454-6100 • FAX (631) 454-8027

NYSDOH 11418
CTDOH PH-0205
NJDEP NY050
PADEP 68-573

TAG # / COC 7410

CHAIN OF CUSTODY / REQUEST FOR ANALYSIS DOCUMENT

CLIENT NAME/ADDRESS SAC	CONTACT: C. Huss	SAMPLER (SIGNATURE) C. Huss	SAMPLE(S) SEALED	YES / NO
		SAMPLER NAME (PRINT) C. Huss	CORRECT CONTAINER(S)	YES / NO

PROJECT LOCATION: **Clawmond**

LABORATORY ID #	MATRIX	# CONTAINERS	SAMPLING DATE/TIME	SAMPLE # - LOCATION	ANALYSIS REQUIRED	FOR METHANOL PRESERVED SAMPLES (VOLATILE VIAL #)
0601008-1A	GW	2	1-3-06/1200	EW120/235/-68	X	7ID=

MATRIX S=SOIL; L=LIQUID; SL=SLUDGE; A-AIR; W=WIPE; P=PAINT CHIPS; B=BULK MATERIAL TYPE G=GRAB; C=COMPOSITE, SS=SPLIT SPOON	RELINQUISHED BY (SIGNATURE) Cathy Huss	DATE TIME 1-3-06 1243	PRINTED NAME Cathy Huss	DATE TIME 1-3-06 1245	PRINTED NAME P. Antonio	
	RELINQUISHED BY (SIGNATURE)	DATE TIME	PRINTED NAME	DATE TIME	PRINTED NAME	
	TURNAROUND REQUIRED: NORMAL <input type="checkbox"/> STAT <input checked="" type="checkbox"/> BY / /		RECEIVED BY LAB (SIGNATURE) [Signature]		DATE TIME	PRINTED NAME
	COOLER TEMPERATURE:		COMMENTS / INSTRUCTIONS 1/3/06			

AMERICAN ANALYTICAL LABORATORIES, LLC
56 TOLEDO STREET
FARMINGDALE, NEW YORK 11735
TELEPHONE: (631) 454-6100 FAX: (631) 454-8027

DATA REPORTING QUALIFIERS

For reporting results, the following "Results Qualifiers" are used:

Value	If the result is greater than or equal to the detection limit, report the value
U	Indicates the compound was analyzed for but was not detected. Report the minimum detection limit for the sample with the U, i.e. "10U". This is not necessarily the instrument detection limit attainable for this particular sample based on any concentration or dilution that may have been required.
J	Indicates an estimated value. The flag is used: <ol style="list-style-type: none">(1) When estimating a concentration for a tentatively identified compound (library search hits, where a 1:1 response is assumed.)(2) When the mass spectral data indicated the identification, however the result was less than the specified detection limit greater than zero. If the detection limit was 10ug/L and a concentration of 3ug/L was calculated report as 3J. This flag is used when similar situations arise on any organic parameter i.e. Pesticide, PCBs and others.
B	Indicates the analyte was found in the blank as well as the sample report "10B".
E	Indicates the analytes concentration exceeds the calibrated range of the instrument for that specific analysis.
D	This flag identifies all compounds identified in an analysis at a secondary dilution factor.
P	This flag is used for Pesticide / PCB target analyte when there is >25% difference for detected concentrations between the two GC Columns. The higher of the two values is reported on Form I and flagged with a "P".
N	This flag indicates presumptive evidence of a compound. This is only used for tentatively identified compounds (TICs), where the identification is based on a mass spectral library search. It applies to all TIC results. For generic characterization of a TIC, such as chlorinated hydrocarbon, the flag is not used.
H	Indicates sample was received and/or analyzed outside of The method allowable holding time

American Analytical Laboratories, LLC.

Date: 03-Jan-06

CLIENT: Scientific Applications International Corp. **Client Sample ID:** EW12D/235/-68
Lab Order: 0601008 **Tag Number:** 7410
Project: Claremont **Collection Date:** 1/3/2006 12:20:00 PM
Lab ID: 0601008-01A **Date Received:** 1/3/2006 **Matrix:** LIQUID

Analyses	Result	Limit	Qual	Units	DF	Date Analyzed
VOLATILES SW-846 METHOD 8260		SW8260B		Analyst: SB		
1,1,1,2-Tetrachloroethane	U	1.0		µg/L	1	1/3/2006 1:30:00 PM
1,1,1-Trichloroethane	U	1.0		µg/L	1	1/3/2006 1:30:00 PM
1,1,2,2-Tetrachloroethane	U	1.0		µg/L	1	1/3/2006 1:30:00 PM
1,1,2-Trichloroethane	U	1.0		µg/L	1	1/3/2006 1:30:00 PM
1,1-Dichloroethane	U	1.0		µg/L	1	1/3/2006 1:30:00 PM
1,1-Dichloroethene	U	1.0		µg/L	1	1/3/2006 1:30:00 PM
1,2-Dibromoethane	U	1.0		µg/L	1	1/3/2006 1:30:00 PM
1,2-Dichloroethane	U	1.0		µg/L	1	1/3/2006 1:30:00 PM
1,2-Dichloropropane	U	1.0		µg/L	1	1/3/2006 1:30:00 PM
2-Butanone	U	1.0		µg/L	1	1/3/2006 1:30:00 PM
2-Hexanone	U	1.0		µg/L	1	1/3/2006 1:30:00 PM
4-Methyl-2-pentanone	U	1.0		µg/L	1	1/3/2006 1:30:00 PM
Acetone	U	1.0		µg/L	1	1/3/2006 1:30:00 PM
Acrylonitrile	U	1.0		µg/L	1	1/3/2006 1:30:00 PM
Benzene	U	1.0		µg/L	1	1/3/2006 1:30:00 PM
Bromochloromethane	U	1.0		µg/L	1	1/3/2006 1:30:00 PM
Bromodichloromethane	U	1.0		µg/L	1	1/3/2006 1:30:00 PM
Bromoform	U	1.0		µg/L	1	1/3/2006 1:30:00 PM
Bromomethane	U	1.0		µg/L	1	1/3/2006 1:30:00 PM
Carbon disulfide	U	1.0		µg/L	1	1/3/2006 1:30:00 PM
Carbon tetrachloride	U	1.0		µg/L	1	1/3/2006 1:30:00 PM
Chlorobenzene	U	1.0		µg/L	1	1/3/2006 1:30:00 PM
Chloroethane	U	1.0		µg/L	1	1/3/2006 1:30:00 PM
Chloroform	U	1.0		µg/L	1	1/3/2006 1:30:00 PM
Chloromethane	U	1.0		µg/L	1	1/3/2006 1:30:00 PM
cis-1,2-Dichloroethene	U	1.0		µg/L	1	1/3/2006 1:30:00 PM
cis-1,3-Dichloropropene	U	1.0		µg/L	1	1/3/2006 1:30:00 PM
Dibromochloromethane	U	1.0		µg/L	1	1/3/2006 1:30:00 PM
Ethylbenzene	U	1.0		µg/L	1	1/3/2006 1:30:00 PM
m,p-Xylene	U	2.0		µg/L	1	1/3/2006 1:30:00 PM
Methyl tert-butyl ether	U	1.0		µg/L	1	1/3/2006 1:30:00 PM
Methylene chloride	7.3	1.0	B	µg/L	1	1/3/2006 1:30:00 PM
o-Xylene	U	1.0		µg/L	1	1/3/2006 1:30:00 PM
Styrene	U	1.0		µg/L	1	1/3/2006 1:30:00 PM
Tetrachloroethene	U	1.0		µg/L	1	1/3/2006 1:30:00 PM
Toluene	U	1.0		µg/L	1	1/3/2006 1:30:00 PM
trans-1,2-Dichloroethene	U	1.0		µg/L	1	1/3/2006 1:30:00 PM
trans-1,3-Dichloropropene	U	1.0		µg/L	1	1/3/2006 1:30:00 PM
Trichloroethene	U	1.0		µg/L	1	1/3/2006 1:30:00 PM
Vinyl chloride	U	1.0		µg/L	1	1/3/2006 1:30:00 PM

Qualifiers: * Value exceeds Maximum Contaminant Level
 E Value above quantitation range
 J Analyte detected below quantitation limits
 S Spike Recovery outside accepted recovery limits

B Analyte detected in the associated Method Blank
 H Holding times for preparation or analysis exceeded
 ND Not Detected at the Reporting Limit
 U Indicates the compound was analyzed for but not detected



NYSDOH 11418
NJDEP NY050
CTDOH PH-0205
PADEP 68-00573

Tuesday, January 03, 2006

Catherine Huss
Scientific Applications International Corp.
6310 Allertown Boulevard
Harrisburg, PA 17112
TEL: (717) 901-8806
FAX (717) 901-8102

RE: Claremont

Dear Catherine Huss:

Order No.: 0601010

American Analytical Laboratories, LLC. received 1 sample(s) on 1/3/2006 for the analyses presented in the following report.

Samples were analyzed in accordance with the test procedures documented on the chain of custody and detailed throughout the text of this report.

The limits provided in the data package are analytical reporting limits and not Federal or Local mandated values to which the sample results should be compared.

There were no problems with the analyses and all data for associated QC met laboratory specifications.

If you have any questions regarding these tests results, please do not hesitate to call (631) 454-6100 or email me directly at lbeyer@american-analytical.com.

Sincerely,

Lori Beyer
Lab Director

American Analytical Laboratories, LLC.

Date: 04-Jan-06

CLIENT: Scientific Applications International Corp.
Project: Claremont
Lab Order: 0601010

Work Order Sample Summary

Lab Sample ID	Client Sample ID	Tag Number	Collection Date	Date Received
0601010-01A	EW12D/255/-93	7396	1/3/2006 3:25:00 PM	1/3/2006



56 TOLEDO STREET • FARMINGDALE, NEW YORK 11735
(631) 454-6100 • FAX (631) 454-8027

NYS DOH 11418
CT DOH PH-0205
NJ DEP NY 050
PA DEP 68-573

TAG # / COC 7396

CHAIN OF CUSTODY / REQUEST FOR ANALYSIS DOCUMENT

CLIENT NAME/ADDRESS SAC				CONTACT:				SAMPLER (SIGNATURE) <i>C. Adams</i>		SAMPLE(S) SEALED		YES / NO	
PROJECT LOCATION: <i>Claremont</i>								SAMPLER NAME (PRINT) <i>C. Adams</i>		CORRECT CONTAINER(S)		YES / NO	
LABORATORY ID #				# CON-TAINERS		SAMPLING DATE/TIME		SAMPLE # - LOCATION		FOR METHANOL PRESERVED SAMPLES (VOLATILE VIAL # 1)			
0601010-1A				2		1-3-06/1525		EW12D/255/-93					
RELINQUISHED BY (SIGNATURE) <i>C. Adams</i>				DATE 1-3-06		PRINTED NAME <i>C. Adams</i>		RECEIVED BY LAB (SIGNATURE) <i>[Signature]</i>		DATE 1-3-06		PRINTED NAME <i>P. Antonia</i>	
RELINQUISHED BY (SIGNATURE)				DATE TIME		PRINTED NAME		RECEIVED BY LAB (SIGNATURE)		DATE TIME		PRINTED NAME	
MATRIX S=SOIL; L=LIQUID; SL=SLUDGE; A=AIR; W=WIPE; P=PAINT CHIPS; B=BULK MATERIAL				TURNAROUND REQUIRED:				COMMENTS / INSTRUCTIONS					
TYPE G=GRAB; C=COMPOSITE; SS=SPLIT SPOON				NORMAL <input type="checkbox"/> STAT <input checked="" type="checkbox"/> BY / /				COOLER TEMPERATURE:					

AMERICAN ANALYTICAL LABORATORIES, LLC

56 TOLEDO STREET

FARMINGDALE, NEW YORK 11735

TELEPHONE: (631) 454-6100 FAX: (631) 454-8027

DATA REPORTING QUALIFIERS

For reporting results, the following "Results Qualifiers" are used:

- Value** If the result is greater than or equal to the detection limit, report the value
- U** Indicates the compound was analyzed for but was not detected. Report the minimum detection limit for the sample with the U, i.e. "10U". This is not necessarily the instrument detection limit attainable for this particular sample based on any concentration or dilution that may have been required.
- J** Indicates an estimated value. The flag is used:
- (1) When estimating a concentration for a tentatively identified compound (library search hits, where a 1:1 response is assumed.)
 - (2) When the mass spectral data indicated the identification, however the result was less than the specified detection limit greater than zero. If the detection limit was 10ug/L and a concentration of 3ug/L was calculated report as 3J. This flag is used when similar situations arise on any organic parameter i.e. Pesticide, PCBs and others.
- B** Indicates the analyte was found in the blank as well as the sample report "10B".
- E** Indicates the analytes concentration exceeds the calibrated range of the instrument for that specific analysis.
- D** This flag identifies all compounds identified in an analysis at a secondary dilution factor.
- P** This flag is used for Pesticide / PCB target analyte when there is >25% difference for detected concentrations between the two GC Columns. The higher of the two values is reported on Form I and flagged with a "P".
- N** This flag indicates presumptive evidence of a compound. This is only used for tentatively identified compounds (TICs), where the identification is based on a mass spectral library search. It applies to all TIC results. For generic characterization of a TIC, such as chlorinated hydrocarbon, the flag is not used.
- H** Indicates sample was received and/or analyzed outside of The method allowable holding time

American Analytical Laboratories, LLC.

Date: 04-Jan-06

CLIENT: Scientific Applications International Corp. **Client Sample ID:** EW12D/255/-93
Lab Order: 0601010 **Tag Number:** 7396
Project: Claremont **Collection Date:** 1/3/2006 3:25:00 PM
Lab ID: 0601010-01A **Date Received:** 1/3/2006 **Matrix:** LIQUID

Analyses	Result	Limit	Qual	Units	DF	Date Analyzed
VOLATILES SW-846 METHOD 8260		SW8260B		Analyst: SB		
1,1,1,2-Tetrachloroethane	U	1.0		µg/L	1	1/3/2006 4:31:00 PM
1,1,1-Trichloroethane	U	1.0		µg/L	1	1/3/2006 4:31:00 PM
1,1,2,2-Tetrachloroethane	U	1.0		µg/L	1	1/3/2006 4:31:00 PM
1,1,2-Trichloroethane	U	1.0		µg/L	1	1/3/2006 4:31:00 PM
1,1-Dichloroethane	U	1.0		µg/L	1	1/3/2006 4:31:00 PM
1,1-Dichloroethene	U	1.0		µg/L	1	1/3/2006 4:31:00 PM
1,2-Dibromoethane	U	1.0		µg/L	1	1/3/2006 4:31:00 PM
1,2-Dichloroethane	U	1.0		µg/L	1	1/3/2006 4:31:00 PM
1,2-Dichloropropane	U	1.0		µg/L	1	1/3/2006 4:31:00 PM
2-Butanone	U	1.0		µg/L	1	1/3/2006 4:31:00 PM
2-Hexanone	U	1.0		µg/L	1	1/3/2006 4:31:00 PM
4-Methyl-2-pentanone	U	1.0		µg/L	1	1/3/2006 4:31:00 PM
Acetone	U	1.0		µg/L	1	1/3/2006 4:31:00 PM
Acrylonitrile	U	1.0		µg/L	1	1/3/2006 4:31:00 PM
Benzene	U	1.0		µg/L	1	1/3/2006 4:31:00 PM
Bromochloromethane	U	1.0		µg/L	1	1/3/2006 4:31:00 PM
Bromodichloromethane	U	1.0		µg/L	1	1/3/2006 4:31:00 PM
Bromoform	U	1.0		µg/L	1	1/3/2006 4:31:00 PM
Bromomethane	U	1.0		µg/L	1	1/3/2006 4:31:00 PM
Carbon disulfide	U	1.0		µg/L	1	1/3/2006 4:31:00 PM
Carbon tetrachloride	U	1.0		µg/L	1	1/3/2006 4:31:00 PM
Chlorobenzene	U	1.0		µg/L	1	1/3/2006 4:31:00 PM
Chloroethane	U	1.0		µg/L	1	1/3/2006 4:31:00 PM
Chloroform	U	1.0		µg/L	1	1/3/2006 4:31:00 PM
Chloromethane	U	1.0		µg/L	1	1/3/2006 4:31:00 PM
cis-1,2-Dichloroethene	U	1.0		µg/L	1	1/3/2006 4:31:00 PM
cis-1,3-Dichloropropene	U	1.0		µg/L	1	1/3/2006 4:31:00 PM
Dibromochloromethane	U	1.0		µg/L	1	1/3/2006 4:31:00 PM
Ethylbenzene	U	1.0		µg/L	1	1/3/2006 4:31:00 PM
m,p-Xylene	U	2.0		µg/L	1	1/3/2006 4:31:00 PM
Methyl tert-butyl ether	U	1.0		µg/L	1	1/3/2006 4:31:00 PM
Methylene chloride	3.0	1.0	B	µg/L	1	1/3/2006 4:31:00 PM
o-Xylene	U	1.0		µg/L	1	1/3/2006 4:31:00 PM
Styrene	U	1.0		µg/L	1	1/3/2006 4:31:00 PM
Tetrachloroethene	U	1.0		µg/L	1	1/3/2006 4:31:00 PM
Toluene	U	1.0		µg/L	1	1/3/2006 4:31:00 PM
trans-1,2-Dichloroethene	U	1.0		µg/L	1	1/3/2006 4:31:00 PM
trans-1,3-Dichloropropene	U	1.0		µg/L	1	1/3/2006 4:31:00 PM
Trichloroethene	U	1.0		µg/L	1	1/3/2006 4:31:00 PM
Vinyl chloride	U	1.0		µg/L	1	1/3/2006 4:31:00 PM

Qualifiers: * Value exceeds Maximum Contaminant Level
 E Value above quantitation range
 J Analyte detected below quantitation limits
 S Spike Recovery outside accepted recovery limits

B Analyte detected in the associated Method Blank
 H Holding times for preparation or analysis exceeded
 ND Not Detected at the Reporting Limit
 U Indicates the compound was analyzed for but not detected

Friday, January 06, 2006

Catherine Huss
Scientific Applications International Corp.
6310 Allertown Boulevard
Harrisburg, PA 17112
TEL: (717) 901-8806
FAX (717) 901-8102

RE: Claremont

Order No.: 0601050

Dear Catherine Huss:

American Analytical Laboratories, LLC. received 1 sample(s) on 1/6/2006 for the analyses presented in the following report.


Samples were analyzed in accordance with the test procedures documented on the chain of custody and detailed throughout the text of this report.

The limits provided in the data package are analytical reporting limits and not Federal or Local mandated values to which the sample results should be compared.

There were no problems with the analyses and all data for associated QC met laboratory specifications.

If you have any questions regarding these tests results, please do not hesitate to call (631) 454-6100 or email me directly at lbeyer@american-analytical.com.

Sincerely,



Lori Beyer
Lab Director

CLIENT: Scientific Applications International Corp.
Project: Claremont
Lab Order: 0601050

Work Order Sample Summary

Lab Sample ID	Client Sample ID	Tag Number	Collection Date	Date Received
0601050-01A	EW2D/155/3	7397	1/6/2006 11:25:00 AM	1/6/2006

AMERICAN ANALYTICAL LABORATORIES, LLC

56 TOLEDO STREET

FARMINGDALE, NEW YORK 11735

TELEPHONE: (631) 454-6100 FAX: (631) 454-8027

DATA REPORTING QUALIFIERS

For reporting results, the following "Results Qualifiers" are used:

Value	If the result is greater than or equal to the detection limit, report the value
U	Indicates the compound was analyzed for but was not detected. Report the minimum detection limit for the sample with the U, i.e. "10U". This is not necessarily the instrument detection limit attainable for this particular sample based on any concentration or dilution that may have been required.
J	Indicates an estimated value. The flag is used: <ol style="list-style-type: none">(1) When estimating a concentration for a tentatively identified compound (library search hits, where a 1:1 response is assumed.)(2) When the mass spectral data indicated the identification, however the result was less than the specified detection limit greater than zero. If the detection limit was 10ug/L and a concentration of 3ug/L was calculated report as 3J. This flag is used when similar situations arise on any organic parameter i.e. Pesticide, PCBs and others.
B	Indicates the analyte was found in the blank as well as the sample report "10B".
E	Indicates the analytes concentration exceeds the calibrated range of the instrument for that specific analysis.
D	This flag identifies all compounds identified in an analysis at a secondary dilution factor.
P	This flag is used for Pesticide / PCB target analyte when there is >25% difference for detected concentrations between the two GC Columns. The higher of the two values is reported on Form I and flagged with a "P".
N	This flag indicates presumptive evidence of a compound. This is only used for tentatively identified compounds (TICs), where the identification is based on a mass spectral library search. It applies to all TIC results. For generic characterization of a TIC, such as chlorinated hydrocarbon, the flag is not used.
H	Indicates sample was received and/or analyzed outside of The method allowable holding time

American Analytical Laboratories, LLC.

Date: 06-Jan-06


CLIENT: Scientific Applications International Corp. **Client Sample ID:** EW2D/155/3
Lab Order: 0601050 **Tag Number:** 7397
Project: Claremont **Collection Date:** 1/6/2006 11:25:00 AM
Lab ID: 0601050-01A **Date Received:** 1/6/2006 **Matrix:** LIQUID

Analyses	Result	Limit	Qual	Units	DF	Date Analyzed
VOLATILES SW-846 METHOD 8260		SW8260B		Analyst: LDS		
1,1,1,2-Tetrachloroethane	U	1.0		µg/L	1	1/6/2006 12:06:00 PM
1,1,1-Trichloroethane	U	1.0		µg/L	1	1/6/2006 12:06:00 PM
1,1,2,2-Tetrachloroethane	U	1.0		µg/L	1	1/6/2006 12:06:00 PM
1,1,2-Trichloroethane	U	1.0		µg/L	1	1/6/2006 12:06:00 PM
1,1-Dichloroethane	U	1.0		µg/L	1	1/6/2006 12:06:00 PM
1,1-Dichloroethene	U	1.0		µg/L	1	1/6/2006 12:06:00 PM
1,2-Dibromoethane	U	1.0		µg/L	1	1/6/2006 12:06:00 PM
1,2-Dichloroethane	U	1.0		µg/L	1	1/6/2006 12:06:00 PM
1,2-Dichloropropane	U	1.0		µg/L	1	1/6/2006 12:06:00 PM
2-Butanone	U	1.0		µg/L	1	1/6/2006 12:06:00 PM
2-Hexanone	U	1.0		µg/L	1	1/6/2006 12:06:00 PM
4-Methyl-2-pentanone	U	1.0		µg/L	1	1/6/2006 12:06:00 PM
Acetone	U	1.0		µg/L	1	1/6/2006 12:06:00 PM
Acrylonitrile	U	1.0		µg/L	1	1/6/2006 12:06:00 PM
Benzene	U	1.0		µg/L	1	1/6/2006 12:06:00 PM
Bromochloromethane	U	1.0		µg/L	1	1/6/2006 12:06:00 PM
Bromodichloromethane	U	1.0		µg/L	1	1/6/2006 12:06:00 PM
Bromoform	U	1.0		µg/L	1	1/6/2006 12:06:00 PM
Bromomethane	U	1.0		µg/L	1	1/6/2006 12:06:00 PM
Carbon disulfide	U	1.0		µg/L	1	1/6/2006 12:06:00 PM
Carbon tetrachloride	U	1.0		µg/L	1	1/6/2006 12:06:00 PM
Chlorobenzene	U	1.0		µg/L	1	1/6/2006 12:06:00 PM
Chloroethane	U	1.0		µg/L	1	1/6/2006 12:06:00 PM
Chloroform	U	1.0		µg/L	1	1/6/2006 12:06:00 PM
Chloromethane	U	1.0		µg/L	1	1/6/2006 12:06:00 PM
cis-1,2-Dichloroethene	U	1.0		µg/L	1	1/6/2006 12:06:00 PM
cis-1,3-Dichloropropene	U	1.0		µg/L	1	1/6/2006 12:06:00 PM
Dibromochloromethane	U	1.0		µg/L	1	1/6/2006 12:06:00 PM
Ethylbenzene	U	1.0		µg/L	1	1/6/2006 12:06:00 PM
m,p-Xylene	U	2.0		µg/L	1	1/6/2006 12:06:00 PM
Methyl tert-butyl ether	U	1.0		µg/L	1	1/6/2006 12:06:00 PM
Methylene chloride	U	1.0	B	µg/L	1	1/6/2006 12:06:00 PM
o-Xylene	U	1.0		µg/L	1	1/6/2006 12:06:00 PM
Styrene	U	1.0		µg/L	1	1/6/2006 12:06:00 PM
Tetrachloroethene	U	1.0		µg/L	1	1/6/2006 12:06:00 PM
Toluene	U	1.0		µg/L	1	1/6/2006 12:06:00 PM
trans-1,2-Dichloroethene	U	1.0		µg/L	1	1/6/2006 12:06:00 PM
trans-1,3-Dichloropropene	U	1.0		µg/L	1	1/6/2006 12:06:00 PM
Trichloroethene	U	1.0		µg/L	1	1/6/2006 12:06:00 PM
Vinyl chloride	U	1.0		µg/L	1	1/6/2006 12:06:00 PM

Qualifiers:
 * Value exceeds Maximum Contaminant Level
 E Value above quantitation range
 J Analyte detected below quantitation limits
 S Spike Recovery outside accepted recovery limits

B Analyte detected in the associated Method Blank
 H Holding times for preparation or analysis exceeded
 ND Not Detected at the Reporting Limit
 U Indicates the compound was analyzed for but not detected





NYSDOH 11418
NJDEP NY050
CTDOH PH-0205
PADEP 68-00573

Friday, January 06, 2006

Catherine Huss
Scientific Applications International Corp.
6310 Allertown Boulevard
Harrisburg, PA 17112
TEL: (717) 901-8806
FAX (717) 901-8102

RE: Claremont

Order No.: 0601053

Dear Catherine Huss:

American Analytical Laboratories, LLC. received 1 sample(s) on 1/6/2006 for the analyses presented in the following report.

Samples were analyzed in accordance with the test procedures documented on the chain of custody and detailed throughout the text of this report.

The limits provided in the data package are analytical reporting limits and not Federal or Local mandated values to which the sample results should be compared.

There were no problems with the analyses and all data for associated QC met laboratory specifications.

If you have any questions regarding these tests results, please do not hesitate to call (631) 454-6100 or email me directly at lbeyer@american-analytical.com.

Sincerely,

Lori Beyer
Lab Director

American Analytical Laboratories, LLC.

Date: 06-Jan-06

CLIENT: Scientific Applications International Corp.
Project: Claremont
Lab Order: 0601053

Work Order Sample Summary

Lab Sample ID	Client Sample ID	Tag Number	Collection Date	Date Received
0601053-01A	EW2D/175/-17	7398	1/6/2006 1:50:00 PM	1/6/2006



56 TOLEDO STREET • FARMINGDALE, NEW YORK 11735
(631) 454-6100 • FAX (631) 454-8027

NYSDOH 11418
CTDOH PH-0205
NJDEP NY050
PADEP 68-573

TAG # / COC 7398

CHAIN OF CUSTODY / REQUEST FOR ANALYSIS DOCUMENT

CLIENT NAME/ADDRESS

SAIC

CONTACT:

SAMPLER (SIGNATURE)

C. Huss

SAMPLE(S) SEALED

YES / NO

SAMPLER NAME (PRINT)

C. Huss

CORRECT CONTAINER(S)

YES / NO

PROJECT LOCATION:

Claremont

ANALYSIS REQUIRED

SAMPLE # - LOCATION

SAMPLING DATE / TIME

CONTAINERS

MATRIX

LABORATORY ID #

0601053-17AW 2 1-6-06/1350 Eward/455/-17

FOR METHANOL PRESERVED SAMPLES (VOLATILE VIAL #)

COOLER TEMPERATURE:

COMMENTS / INSTRUCTIONS

TURNAROUND REQUIRED:

NORMAL STAT BY / /

RELINQUISHED BY (SIGNATURE)

Cathy Huss

PRINTED NAME

Cathy Huss

DATE TIME

1-6-06 1405

RELINQUISHED BY (SIGNATURE)

PRINTED NAME

[Signature]

DATE TIME

1-6-06 1405

DATE TIME

1-6-06 1405

PRINTED NAME

PRINTED NAME

WHITE-OFFICE / CANARY-LAB / PINK-SAMPLE CUSTODIAN / GOLDENROD-CLIENT

AMERICAN ANALYTICAL LABORATORIES, LLC

56 TOLEDO STREET

FARMINGDALE, NEW YORK 11735

TELEPHONE: (631) 454-6100 FAX: (631) 454-8027

DATA REPORTING QUALIFIERS

For reporting results, the following "Results Qualifiers" are used:

Value	If the result is greater than or equal to the detection limit, report the value
U	Indicates the compound was analyzed for but was not detected. Report the minimum detection limit for the sample with the U, i.e. "10U". This is not necessarily the instrument detection limit attainable for this particular sample based on any concentration or dilution that may have been required.
J	Indicates an estimated value. The flag is used: <ol style="list-style-type: none">(1) When estimating a concentration for a tentatively identified compound (library search hits, where a 1:1 response is assumed.)(2) When the mass spectral data indicated the identification, however the result was less than the specified detection limit greater than zero. If the detection limit was 10ug/L and a concentration of 3ug/L was calculated report as 3J. This flag is used when similar situations arise on any organic parameter i.e. Pesticide, PCBs and others.
B	Indicates the analyte was found in the blank as well as the sample report "10B".
E	Indicates the analytes concentration exceeds the calibrated range of the instrument for that specific analysis.
D	This flag identifies all compounds identified in an analysis at a secondary dilution factor.
P	This flag is used for Pesticide / PCB target analyte when there is >25% difference for detected concentrations between the two GC Columns. The higher of the two values is reported on Form I and flagged with a "P".
N	This flag indicates presumptive evidence of a compound. This is only used for tentatively identified compounds (TICs), where the identification is based on a mass spectral library search. It applies to all TIC results. For generic characterization of a TIC, such as chlorinated hydrocarbon, the flag is not used.
H	Indicates sample was received and/or analyzed outside of The method allowable holding time

American Analytical Laboratories, LLC.

Date: 06-Jan-06

CLIENT: Scientific Applications International Corp.	Client Sample ID: EW2D/175/-17
Lab Order: 0601053	Tag Number: 7398
Project: Claremont	Collection Date: 1/6/2006 1:50:00 PM
Lab ID: 0601053-01A	Date Received: 1/6/2006
	Matrix: LIQUID

Analyses	Result	Limit	Qual	Units	DF	Date Analyzed
VOLATILES SW-846 METHOD 8260						
		SW8260B				Analyst: LDS
1,1,1,2-Tetrachloroethane	U	1.0		µg/L	1	1/6/2006 3:08:00 PM
1,1,1-Trichloroethane	100	1.0		µg/L	1	1/6/2006 3:08:00 PM
1,1,2,2-Tetrachloroethane	U	1.0		µg/L	1	1/6/2006 3:08:00 PM
1,1,2-Trichloroethane	U	1.0		µg/L	1	1/6/2006 3:08:00 PM
1,1-Dichloroethane	8.9	1.0		µg/L	1	1/6/2006 3:08:00 PM
1,1-Dichloroethene	100	1.0		µg/L	1	1/6/2006 3:08:00 PM
1,2-Dibromoethane	U	1.0		µg/L	1	1/6/2006 3:08:00 PM
1,2-Dichloroethane	U	1.0		µg/L	1	1/6/2006 3:08:00 PM
1,2-Dichloropropane	U	1.0		µg/L	1	1/6/2006 3:08:00 PM
2-Butanone	U	1.0		µg/L	1	1/6/2006 3:08:00 PM
2-Hexanone	U	1.0		µg/L	1	1/6/2006 3:08:00 PM
4-Methyl-2-pentanone	U	1.0		µg/L	1	1/6/2006 3:08:00 PM
Acetone	U	1.0		µg/L	1	1/6/2006 3:08:00 PM
Acrylonitrile	U	1.0		µg/L	1	1/6/2006 3:08:00 PM
Benzene	U	1.0		µg/L	1	1/6/2006 3:08:00 PM
Bromochloromethane	U	1.0		µg/L	1	1/6/2006 3:08:00 PM
Bromodichloromethane	U	1.0		µg/L	1	1/6/2006 3:08:00 PM
Bromoform	U	1.0		µg/L	1	1/6/2006 3:08:00 PM
Bromomethane	U	1.0		µg/L	1	1/6/2006 3:08:00 PM
Carbon disulfide	U	1.0		µg/L	1	1/6/2006 3:08:00 PM
Carbon tetrachloride	U	1.0		µg/L	1	1/6/2006 3:08:00 PM
Chlorobenzene	U	1.0		µg/L	1	1/6/2006 3:08:00 PM
Chloroethane	U	1.0		µg/L	1	1/6/2006 3:08:00 PM
Chloroform	U	1.0		µg/L	1	1/6/2006 3:08:00 PM
Chloromethane	U	1.0		µg/L	1	1/6/2006 3:08:00 PM
cis-1,2-Dichloroethene	9.8	1.0		µg/L	1	1/6/2006 3:08:00 PM
cis-1,3-Dichloropropene	U	1.0		µg/L	1	1/6/2006 3:08:00 PM
Dibromochloromethane	U	1.0		µg/L	1	1/6/2006 3:08:00 PM
Ethylbenzene	U	1.0		µg/L	1	1/6/2006 3:08:00 PM
m,p-Xylene	U	2.0		µg/L	1	1/6/2006 3:08:00 PM
Methyl tert-butyl ether	U	1.0		µg/L	1	1/6/2006 3:08:00 PM
Methylene chloride	9.2	1.0	B	µg/L	1	1/6/2006 3:08:00 PM
o-Xylene	U	1.0		µg/L	1	1/6/2006 3:08:00 PM
Styrene	U	1.0		µg/L	1	1/6/2006 3:08:00 PM
Tetrachloroethene	12	1.0		µg/L	1	1/6/2006 3:08:00 PM
Toluene	U	1.0		µg/L	1	1/6/2006 3:08:00 PM
trans-1,2-Dichloroethene	U	1.0		µg/L	1	1/6/2006 3:08:00 PM
trans-1,3-Dichloropropene	U	1.0		µg/L	1	1/6/2006 3:08:00 PM
Trichloroethene	50	1.0		µg/L	1	1/6/2006 3:08:00 PM
Vinyl chloride	U	1.0		µg/L	1	1/6/2006 3:08:00 PM

Qualifiers:	* Value exceeds Maximum Contaminant Level	B Analyte detected in the associated Method Blank
	E Value above quantitation range	H Holding times for preparation or analysis exceeded
	J Analyte detected below quantitation limits	ND Not Detected at the Reporting Limit
	S Spike Recovery outside accepted recovery limits	U Indicates the compound was analyzed for but not detected

Monday, January 09, 2006

Catherine Huss
Scientific Applications International Corp.
6310 Allertown Boulevard
Harrisburg, PA 17112
TEL: (717) 901-8806
FAX (717) 901-8102

RE: Claremont

Dear Catherine Huss:

Order No.: 0601057

American Analytical Laboratories, LLC. received 1 sample(s) on 1/6/2006 for the analyses presented in the following report.

Samples were analyzed in accordance with the test procedures documented on the chain of custody and detailed throughout the text of this report.

The limits provided in the data package are analytical reporting limits and not Federal or Local mandated values to which the sample results should be compared.

There were no problems with the analyses and all data for associated QC met laboratory specifications.

If you have any questions regarding these tests results, please do not hesitate to call (631) 454-6100 or email me directly at lbeyer@american-analytical.com.

Sincerely,



Lori Beyer
Lab Director

CLIENT: Scientific Applications International Corp.
Project: Claremont
Lab Order: 0601057

Work Order Sample Summary

Lab Sample ID	Client Sample ID	Tag Number	Collection Date	Date Received
0601057-01A	EW2D/195/-37	7399	1/6/2006 4:05:00 PM	1/6/2006

AMERICAN ANALYTICAL LABORATORIES, LLC
56 TOLEDO STREET
FARMINGDALE, NEW YORK 11735
TELEPHONE: (631) 454-6100 FAX: (631) 454-8027

DATA REPORTING QUALIFIERS

For reporting results, the following "Results Qualifiers" are used:

Value	If the result is greater than or equal to the detection limit, report the value
U	Indicates the compound was analyzed for but was not detected. Report the minimum detection limit for the sample with the U, i.e. "10U". This is not necessarily the instrument detection limit attainable for this particular sample based on any concentration or dilution that may have been required.
J	Indicates an estimated value. The flag is used: <ol style="list-style-type: none">(1) When estimating a concentration for a tentatively identified compound (library search hits, where a 1:1 response is assumed.)(2) When the mass spectral data indicated the identification, however the result was less than the specified detection limit greater than zero. If the detection limit was 10ug/L and a concentration of 3ug/L was calculated report as 3J. This flag is used when similar situations arise on any organic parameter i.e. Pesticide, PCBs and others.
B	Indicates the analyte was found in the blank as well as the sample report "10B".
E	Indicates the analytes concentration exceeds the calibrated range of the instrument for that specific analysis.
D	This flag identifies all compounds identified in an analysis at a secondary dilution factor.
P	This flag is used for Pesticide / PCB target analyte when there is >25% difference for detected concentrations between the two GC Columns. The higher of the two values is reported on Form I and flagged with a "P".
N	This flag indicates presumptive evidence of a compound. This is only used for tentatively identified compounds (TICs), where the identification is based on a mass spectral library search. It applies to all TIC results. For generic characterization of a TIC, such as chlorinated hydrocarbon, the flag is not used.
H	Indicates sample was received and/or analyzed outside of The method allowable holding time

CLIENT: Scientific Applications International Corp.
Project: Claremont
Lab Order: 0601057

CASE NARRATIVE

Data Reporting Qualifier B Explanation:

Analyte - Methylene Chloride found in the associated method blank at a concentration of 10 ug/L for Volatile SW-846 8260 samples run 1/6/06 is attributed to laboratory contamination.

American Analytical Laboratories, LLC.

Date: 09-Jan-06

CLIENT: Scientific Applications International Corp. **Client Sample ID:** EW2D/195/-37
Lab Order: 0601057 **Tag Number:** 7399
Project: Claremont **Collection Date:** 1/6/2006 4:05:00 PM
Lab ID: 0601057-01A **Date Received:** 1/6/2006 **Matrix:** LIQUID

Analyses	Result	Limit	Qual	Units	DF	Date Analyzed
VOLATILES SW-846 METHOD 8260		SW8260B				Analyst: LDS
1,1,1,2-Tetrachloroethane	U	1.0		µg/L	1	1/6/2006 8:50:00 PM
1,1,1-Trichloroethane	120	1.0		µg/L	1	1/6/2006 8:50:00 PM
1,1,2,2-Tetrachloroethane	U	1.0		µg/L	1	1/6/2006 8:50:00 PM
1,1,2-Trichloroethane	U	1.0		µg/L	1	1/6/2006 8:50:00 PM
1,1-Dichloroethane	10	1.0		µg/L	1	1/6/2006 8:50:00 PM
1,1-Dichloroethene	120	1.0		µg/L	1	1/6/2006 8:50:00 PM
1,2-Dibromoethane	U	1.0		µg/L	1	1/6/2006 8:50:00 PM
1,2-Dichloroethane	U	1.0		µg/L	1	1/6/2006 8:50:00 PM
1,2-Dichloropropane	U	1.0		µg/L	1	1/6/2006 8:50:00 PM
2-Butanone	U	1.0		µg/L	1	1/6/2006 8:50:00 PM
2-Hexanone	U	1.0		µg/L	1	1/6/2006 8:50:00 PM
4-Methyl-2-pentanone	U	1.0		µg/L	1	1/6/2006 8:50:00 PM
Acetone	U	1.0		µg/L	1	1/6/2006 8:50:00 PM
Acrylonitrile	U	1.0		µg/L	1	1/6/2006 8:50:00 PM
Benzene	U	1.0		µg/L	1	1/6/2006 8:50:00 PM
Bromochloromethane	U	1.0		µg/L	1	1/6/2006 8:50:00 PM
Bromodichloromethane	U	1.0		µg/L	1	1/6/2006 8:50:00 PM
Bromoform	U	1.0		µg/L	1	1/6/2006 8:50:00 PM
Bromomethane	U	1.0		µg/L	1	1/6/2006 8:50:00 PM
Carbon disulfide	U	1.0		µg/L	1	1/6/2006 8:50:00 PM
Carbon tetrachloride	U	1.0		µg/L	1	1/6/2006 8:50:00 PM
Chlorobenzene	U	1.0		µg/L	1	1/6/2006 8:50:00 PM
Chloroethane	U	1.0		µg/L	1	1/6/2006 8:50:00 PM
Chloroform	U	1.0		µg/L	1	1/6/2006 8:50:00 PM
Chloromethane	U	1.0		µg/L	1	1/6/2006 8:50:00 PM
cis-1,2-Dichloroethene	96	1.0		µg/L	1	1/6/2006 8:50:00 PM
cis-1,3-Dichloropropene	U	1.0		µg/L	1	1/6/2006 8:50:00 PM
Dibromochloromethane	U	1.0		µg/L	1	1/6/2006 8:50:00 PM
Ethylbenzene	U	1.0		µg/L	1	1/6/2006 8:50:00 PM
m,p-Xylene	U	2.0		µg/L	1	1/6/2006 8:50:00 PM
Methyl tert-butyl ether	U	1.0		µg/L	1	1/6/2006 8:50:00 PM
Methylene chloride	8.6	1.0	B	µg/L	1	1/6/2006 8:50:00 PM
o-Xylene	U	1.0		µg/L	1	1/6/2006 8:50:00 PM
Styrene	U	1.0		µg/L	1	1/6/2006 8:50:00 PM
Tetrachloroethene	260	1.0		µg/L	1	1/6/2006 8:50:00 PM
Toluene	U	1.0		µg/L	1	1/6/2006 8:50:00 PM
trans-1,2-Dichloroethene	U	1.0		µg/L	1	1/6/2006 8:50:00 PM
trans-1,3-Dichloropropene	U	1.0		µg/L	1	1/6/2006 8:50:00 PM
Trichloroethene	3000	10		µg/L	10	1/7/2006 6:16:00 AM
Vinyl chloride	U	1.0		µg/L	1	1/6/2006 8:50:00 PM

Qualifiers: * Value exceeds Maximum Contaminant Level
 E Value above quantitation range
 J Analyte detected below quantitation limits
 S Spike Recovery outside accepted recovery limits

B Analyte detected in the associated Method Blank
 H Holding times for preparation or analysis exceeded
 ND Not Detected at the Reporting Limit
 U Indicates the compound was analyzed for but not detected

Monday, January 09, 2006

Catherine Huss
Scientific Applications International Corp.
6310 Allertown Boulevard
Harrisburg, PA 17112
TEL: (717) 901-8806
FAX (717) 901-8102

RE: Claremont

Dear Catherine Huss:

Order No.: 0601058

American Analytical Laboratories, LLC. received 4 sample(s) on 1/7/2006 for the analyses presented in the following report.

Samples were analyzed in accordance with the test procedures documented on the chain of custody and detailed throughout the text of this report.

The limits provided in the data package are analytical reporting limits and not Federal or Local mandated values to which the sample results should be compared.

There were no problems with the analyses and all data for associated QC met laboratory specifications.

If you have any questions regarding these tests results, please do not hesitate to call (631) 454-6100 or email me directly at lbeyer@american-analytical.com.

Sincerely,



Lori Beyer
Lab Director

CLIENT: Scientific Applications International Corp.
Project: Claremont
Lab Order: 0601058

Work Order Sample Summary

Lab Sample ID	Client Sample ID	Tag Number	Collection Date	Date Received
0601058-01A	EW2D/215/-57		1/7/2006 9:20:00 AM	1/7/2006
0601058-02A	EW2D/235/-77	7401	1/7/2006 12:05:00 PM	1/7/2006
0601058-03A	EW2D/255/-97		1/7/2006 2:20:00 PM	1/7/2006
0601058-04A	DRILL STEM		1/7/2006 2:25:00 PM	1/7/2006

AMERICAN ANALYTICAL LABORATORIES, LLC

56 TOLEDO STREET

FARMINGDALE, NEW YORK 11735

TELEPHONE: (631) 454-6100 FAX: (631) 454-8027

DATA REPORTING QUALIFIERS

For reporting results, the following "Results Qualifiers" are used:

- Value** If the result is greater than or equal to the detection limit, report the value
- U** Indicates the compound was analyzed for but was not detected. Report the minimum detection limit for the sample with the U, i.e. "10U". This is not necessarily the instrument detection limit attainable for this particular sample based on any concentration or dilution that may have been required.
- J** Indicates an estimated value. The flag is used:
- (1) When estimating a concentration for a tentatively identified compound (library search hits, where a 1:1 response is assumed.)
 - (2) When the mass spectral data indicated the identification, however the result was less than the specified detection limit greater than zero. If the detection limit was 10ug/L and a concentration of 3ug/L was calculated report as 3J. This flag is used when similar situations arise on any organic parameter i.e. Pesticide, PCBs and others.
- B** Indicates the analyte was found in the blank as well as the sample report "10B".
- E** Indicates the analytes concentration exceeds the calibrated range of the instrument for that specific analysis.
- D** This flag identifies all compounds identified in an analysis at a secondary dilution factor.
- P** This flag is used for Pesticide / PCB target analyte when there is >25% difference for detected concentrations between the two GC Columns. The higher of the two values is reported on Form I and flagged with a "P".
- N** This flag indicates presumptive evidence of a compound. This is only used for tentatively identified compounds (TICs), where the identification is based on a mass spectral library search. It applies to all TIC results. For generic characterization of a TIC, such as chlorinated hydrocarbon, the flag is not used.
- H** Indicates sample was received and/or analyzed outside of The method allowable holding time

CLIENT: Scientific Applications International Corp.
Project: Claremont
Lab Order: 0601058

CASE NARRATIVE

Data Reporting Qualifier B Explanation:

Analyte - Methylene Chloride found in the associated Volatile 8260 method blank at concentrations of 19ug/L (for sample 01A) and 24ug/L (for samples 02A,03A,04A) is attributed to laboratory contamination.

American Analytical Laboratories, LLC.

Date: 09-Jan-06

CLIENT: Scientific Applications International Corp. **Client Sample ID:** EW2D/2151-57
Lab Order: 0601058 **Tag Number:**
Project: Claremont **Collection Date:** 1/7/2006 9:20:00 AM
Lab ID: 0601058-01A **Date Received:** 1/7/2006 **Matrix:** LIQUID

Analyses	Result	Limit	Qual	Units	DF	Date Analyzed
VOLATILES SW-846 METHOD 8260		SW8260B		Analyst: SB		
1,1,1,2-Tetrachloroethane	U	1.0		µg/L	1	1/7/2006 10:32:00 AM
1,1,1-Trichloroethane	63	1.0		µg/L	1	1/7/2006 10:32:00 AM
1,1,2,2-Tetrachloroethane	U	1.0		µg/L	1	1/7/2006 10:32:00 AM
1,1,2-Trichloroethane	U	1.0		µg/L	1	1/7/2006 10:32:00 AM
1,1-Dichloroethane	6.7	1.0		µg/L	1	1/7/2006 10:32:00 AM
1,1-Dichloroethene	56	1.0		µg/L	1	1/7/2006 10:32:00 AM
1,2-Dibromoethane	U	1.0		µg/L	1	1/7/2006 10:32:00 AM
1,2-Dichloroethane	U	1.0		µg/L	1	1/7/2006 10:32:00 AM
1,2-Dichloropropane	U	1.0		µg/L	1	1/7/2006 10:32:00 AM
2-Butanone	U	1.0		µg/L	1	1/7/2006 10:32:00 AM
2-Hexanone	U	1.0		µg/L	1	1/7/2006 10:32:00 AM
4-Methyl-2-pentanone	U	1.0		µg/L	1	1/7/2006 10:32:00 AM
Acetone	U	1.0		µg/L	1	1/7/2006 10:32:00 AM
Acrylonitrile	U	1.0		µg/L	1	1/7/2006 10:32:00 AM
Benzene	U	1.0		µg/L	1	1/7/2006 10:32:00 AM
Bromochloromethane	U	1.0		µg/L	1	1/7/2006 10:32:00 AM
Bromodichloromethane	U	1.0		µg/L	1	1/7/2006 10:32:00 AM
Bromofom	U	1.0		µg/L	1	1/7/2006 10:32:00 AM
Bromomethane	U	1.0		µg/L	1	1/7/2006 10:32:00 AM
Carbon disulfide	U	1.0		µg/L	1	1/7/2006 10:32:00 AM
Carbon tetrachloride	U	1.0		µg/L	1	1/7/2006 10:32:00 AM
Chlorobenzene	U	1.0		µg/L	1	1/7/2006 10:32:00 AM
Chloroethane	U	1.0		µg/L	1	1/7/2006 10:32:00 AM
Chloroform	U	1.0		µg/L	1	1/7/2006 10:32:00 AM
Chloromethane	U	1.0		µg/L	1	1/7/2006 10:32:00 AM
cis-1,2-Dichloroethene	48	1.0		µg/L	1	1/7/2006 10:32:00 AM
cis-1,3-Dichloropropene	U	1.0		µg/L	1	1/7/2006 10:32:00 AM
Dibromochloromethane	U	1.0		µg/L	1	1/7/2006 10:32:00 AM
Ethylbenzene	U	1.0		µg/L	1	1/7/2006 10:32:00 AM
m,p-Xylene	U	2.0		µg/L	1	1/7/2006 10:32:00 AM
Methyl tert-butyl ether	U	1.0		µg/L	1	1/7/2006 10:32:00 AM
Methylene chloride	17	1.0	B	µg/L	1	1/7/2006 10:32:00 AM
o-Xylene	U	1.0		µg/L	1	1/7/2006 10:32:00 AM
Styrene	U	1.0		µg/L	1	1/7/2006 10:32:00 AM
Tetrachloroethene	130	1.0		µg/L	1	1/7/2006 10:32:00 AM
Toluene	U	1.0		µg/L	1	1/7/2006 10:32:00 AM
trans-1,2-Dichloroethene	U	1.0		µg/L	1	1/7/2006 10:32:00 AM
trans-1,3-Dichloropropene	U	1.0		µg/L	1	1/7/2006 10:32:00 AM
Trichloroethene	690	1.0		µg/L	1	1/7/2006 10:32:00 AM
Vinyl chloride	U	1.0		µg/L	1	1/7/2006 10:32:00 AM

Qualifiers: * Value exceeds Maximum Contaminant Level
 E Value above quantitation range
 J Analyte detected below quantitation limits
 S Spike Recovery outside accepted recovery limits
 B Analyte detected in the associated Method Blank
 H Holding times for preparation or analysis exceeded
 ND Not Detected at the Reporting Limit
 U Indicates the compound was analyzed for but not detected

American Analytical Laboratories, LLC.

Date: 09-Jan-06

CLIENT: Scientific Applications International Corp. **Client Sample ID:** EW2D/235/-77
Lab Order: 0601058 **Tag Number:** 7401
Project: Claremont **Collection Date:** 1/7/2006 12:05:00 PM
Lab ID: 0601058-02A **Date Received:** 1/7/2006 **Matrix:** LIQUID

Analyses	Result	Limit	Qual	Units	DF	Date Analyzed
VOLATILES SW-846 METHOD 8260		SW8260B		Analyst: SB		
1,1,1,2-Tetrachloroethane	U	1.0		µg/L	1	1/7/2006 12:45:00 PM
1,1,1-Trichloroethane	480	1.0		µg/L	1	1/7/2006 12:45:00 PM
1,1,2,2-Tetrachloroethane	U	1.0		µg/L	1	1/7/2006 12:45:00 PM
1,1,2-Trichloroethane	U	1.0		µg/L	1	1/7/2006 12:45:00 PM
1,1-Dichloroethane	49	1.0		µg/L	1	1/7/2006 12:45:00 PM
1,1-Dichloroethene	480	1.0		µg/L	1	1/7/2006 12:45:00 PM
1,2-Dibromoethane	U	1.0		µg/L	1	1/7/2006 12:45:00 PM
1,2-Dichloroethane	U	1.0		µg/L	1	1/7/2006 12:45:00 PM
1,2-Dichloropropane	U	1.0		µg/L	1	1/7/2006 12:45:00 PM
2-Butanone	U	1.0		µg/L	1	1/7/2006 12:45:00 PM
2-Hexanone	U	1.0		µg/L	1	1/7/2006 12:45:00 PM
4-Methyl-2-pentanone	U	1.0		µg/L	1	1/7/2006 12:45:00 PM
Acetone	U	1.0		µg/L	1	1/7/2006 12:45:00 PM
Acrylonitrile	U	1.0		µg/L	1	1/7/2006 12:45:00 PM
Benzene	U	1.0		µg/L	1	1/7/2006 12:45:00 PM
Bromochloromethane	U	1.0		µg/L	1	1/7/2006 12:45:00 PM
Bromodichloromethane	U	1.0		µg/L	1	1/7/2006 12:45:00 PM
Bromoform	U	1.0		µg/L	1	1/7/2006 12:45:00 PM
Bromomethane	U	1.0		µg/L	1	1/7/2006 12:45:00 PM
Carbon disulfide	U	1.0		µg/L	1	1/7/2006 12:45:00 PM
Carbon tetrachloride	51	1.0		µg/L	1	1/7/2006 12:45:00 PM
Chlorobenzene	U	1.0		µg/L	1	1/7/2006 12:45:00 PM
Chloroethane	U	1.0		µg/L	1	1/7/2006 12:45:00 PM
Chloroform	U	1.0		µg/L	1	1/7/2006 12:45:00 PM
Chloromethane	U	1.0		µg/L	1	1/7/2006 12:45:00 PM
cis-1,2-Dichloroethene	63	1.0		µg/L	1	1/7/2006 12:45:00 PM
cis-1,3-Dichloropropene	U	1.0		µg/L	1	1/7/2006 12:45:00 PM
Dibromochloromethane	U	1.0		µg/L	1	1/7/2006 12:45:00 PM
Ethylbenzene	U	1.0		µg/L	1	1/7/2006 12:45:00 PM
m,p-Xylene	U	2.0		µg/L	1	1/7/2006 12:45:00 PM
Methyl tert-butyl ether	U	1.0		µg/L	1	1/7/2006 12:45:00 PM
Methylene chloride	13	1.0	B	µg/L	1	1/7/2006 12:45:00 PM
o-Xylene	U	1.0		µg/L	1	1/7/2006 12:45:00 PM
Styrene	U	1.0		µg/L	1	1/7/2006 12:45:00 PM
Tetrachloroethene	140	1.0		µg/L	1	1/7/2006 12:45:00 PM
Toluene	U	1.0		µg/L	1	1/7/2006 12:45:00 PM
trans-1,2-Dichloroethene	U	1.0		µg/L	1	1/7/2006 12:45:00 PM
trans-1,3-Dichloropropene	U	1.0		µg/L	1	1/7/2006 12:45:00 PM
Trichloroethene	580	1.0		µg/L	1	1/7/2006 12:45:00 PM
Vinyl chloride	U	1.0		µg/L	1	1/7/2006 12:45:00 PM

Qualifiers:
 * Value exceeds Maximum Contaminant Level
 E Value above quantitation range
 J Analyte detected below quantitation limits
 S Spike Recovery outside accepted recovery limits

B Analyte detected in the associated Method Blank
 H Holding times for preparation or analysis exceeded
 ND Not Detected at the Reporting Limit
 U Indicates the compound was analyzed for but not detected

American Analytical Laboratories, LLC.

Date: 09-Jan-06

CLIENT: Scientific Applications International Corp. Client Sample ID: EW2D/255/-97
 Lab Order: 0601058 Tag Number:
 Project: Claremont Collection Date: 1/7/2006 2:20:00 PM
 Lab ID: 0601058-03A Date Received: 1/7/2006 Matrix: LIQUID

Analyses	Result	Limit	Qual	Units	DF	Date Analyzed
VOLATILES SW-846 METHOD 8260		SW8260B				Analyst: SB
1,1,1,2-Tetrachloroethane	U	1.0		µg/L	1	1/7/2006 3:11:00 PM
1,1,1-Trichloroethane	3.7	1.0		µg/L	1	1/7/2006 3:11:00 PM
1,1,2,2-Tetrachloroethane	U	1.0		µg/L	1	1/7/2006 3:11:00 PM
1,1,2-Trichloroethane	U	1.0		µg/L	1	1/7/2006 3:11:00 PM
1,1-Dichloroethane	U	1.0		µg/L	1	1/7/2006 3:11:00 PM
1,1-Dichloroethene	U	1.0		µg/L	1	1/7/2006 3:11:00 PM
1,2-Dibromoethane	U	1.0		µg/L	1	1/7/2006 3:11:00 PM
1,2-Dichloroethane	U	1.0		µg/L	1	1/7/2006 3:11:00 PM
1,2-Dichloropropane	U	1.0		µg/L	1	1/7/2006 3:11:00 PM
2-Butanone	U	1.0		µg/L	1	1/7/2006 3:11:00 PM
2-Hexanone	U	1.0		µg/L	1	1/7/2006 3:11:00 PM
4-Methyl-2-pentanone	U	1.0		µg/L	1	1/7/2006 3:11:00 PM
Acetone	U	1.0		µg/L	1	1/7/2006 3:11:00 PM
Acrylonitrile	U	1.0		µg/L	1	1/7/2006 3:11:00 PM
Benzene	U	1.0		µg/L	1	1/7/2006 3:11:00 PM
Bromochloromethane	U	1.0		µg/L	1	1/7/2006 3:11:00 PM
Bromodichloromethane	U	1.0		µg/L	1	1/7/2006 3:11:00 PM
Bromoform	U	1.0		µg/L	1	1/7/2006 3:11:00 PM
Bromomethane	U	1.0		µg/L	1	1/7/2006 3:11:00 PM
Carbon disulfide	U	1.0		µg/L	1	1/7/2006 3:11:00 PM
Carbon tetrachloride	U	1.0		µg/L	1	1/7/2006 3:11:00 PM
Chlorobenzene	U	1.0		µg/L	1	1/7/2006 3:11:00 PM
Chloroethane	U	1.0		µg/L	1	1/7/2006 3:11:00 PM
Chloroform	U	1.0		µg/L	1	1/7/2006 3:11:00 PM
Chloromethane	U	1.0		µg/L	1	1/7/2006 3:11:00 PM
cis-1,2-Dichloroethene	4.2	1.0		µg/L	1	1/7/2006 3:11:00 PM
cis-1,3-Dichloropropene	U	1.0		µg/L	1	1/7/2006 3:11:00 PM
Dibromochloromethane	U	1.0		µg/L	1	1/7/2006 3:11:00 PM
Ethylbenzene	U	1.0		µg/L	1	1/7/2006 3:11:00 PM
m,p-Xylene	U	2.0		µg/L	1	1/7/2006 3:11:00 PM
Methyl tert-butyl ether	U	1.0		µg/L	1	1/7/2006 3:11:00 PM
Methylene chloride	14	1.0	B	µg/L	1	1/7/2006 3:11:00 PM
o-Xylene	U	1.0		µg/L	1	1/7/2006 3:11:00 PM
Styrene	U	1.0		µg/L	1	1/7/2006 3:11:00 PM
Tetrachloroethene	14	1.0		µg/L	1	1/7/2006 3:11:00 PM
Toluene	U	1.0		µg/L	1	1/7/2006 3:11:00 PM
trans-1,2-Dichloroethene	U	1.0		µg/L	1	1/7/2006 3:11:00 PM
trans-1,3-Dichloropropene	U	1.0		µg/L	1	1/7/2006 3:11:00 PM
Trichloroethene	88	1.0		µg/L	1	1/7/2006 3:11:00 PM
Vinyl chloride	U	1.0		µg/L	1	1/7/2006 3:11:00 PM

Qualifiers: * Value exceeds Maximum Contaminant Level B Analyte detected in the associated Method Blank
 E Value above quantitation range H Holding times for preparation or analysis exceeded
 J Analyte detected below quantitation limits ND Not Detected at the Reporting Limit
 S Spike Recovery outside accepted recovery limits U Indicates the compound was analyzed for but not detected

American Analytical Laboratories, LLC.


Date: 09-Jan-06

CLIENT: Scientific Applications International Corp. **Client Sample ID:** DRILL STEM
Lab Order: 0601058 **Tag Number:**
Project: Claremont **Collection Date:** 1/7/2006 2:25:00 PM
Lab ID: 0601058-04A **Date Received:** 1/7/2006 **Matrix:** LIQUID

Analyses	Result	Limit	Qual	Units	DF	Date Analyzed
VOLATILES SW-846 METHOD 8260		SW8260B		Analyst: SB		
1,1,1,2-Tetrachloroethane	U	1.0		µg/L	1	1/7/2006 3:13:00 PM
1,1,1-Trichloroethane	U	1.0		µg/L	1	1/7/2006 3:13:00 PM
1,1,2,2-Tetrachloroethane	U	1.0		µg/L	1	1/7/2006 3:13:00 PM
1,1,2-Trichloroethane	U	1.0		µg/L	1	1/7/2006 3:13:00 PM
1,1-Dichloroethane	U	1.0		µg/L	1	1/7/2006 3:13:00 PM
1,1-Dichloroethene	U	1.0		µg/L	1	1/7/2006 3:13:00 PM
1,2-Dibromoethane	U	1.0		µg/L	1	1/7/2006 3:13:00 PM
1,2-Dichloroethane	U	1.0		µg/L	1	1/7/2006 3:13:00 PM
1,2-Dichloropropane	U	1.0		µg/L	1	1/7/2006 3:13:00 PM
2-Butanone	U	1.0		µg/L	1	1/7/2006 3:13:00 PM
2-Hexanone	U	1.0		µg/L	1	1/7/2006 3:13:00 PM
4-Methyl-2-pentanone	U	1.0		µg/L	1	1/7/2006 3:13:00 PM
Acetone	U	1.0		µg/L	1	1/7/2006 3:13:00 PM
Acrylonitrile	U	1.0		µg/L	1	1/7/2006 3:13:00 PM
Benzene	U	1.0		µg/L	1	1/7/2006 3:13:00 PM
Bromochloromethane	U	1.0		µg/L	1	1/7/2006 3:13:00 PM
Bromodichloromethane	U	1.0		µg/L	1	1/7/2006 3:13:00 PM
Bromoform	U	1.0		µg/L	1	1/7/2006 3:13:00 PM
Bromomethane	U	1.0		µg/L	1	1/7/2006 3:13:00 PM
Carbon disulfide	U	1.0		µg/L	1	1/7/2006 3:13:00 PM
Carbon tetrachloride	U	1.0		µg/L	1	1/7/2006 3:13:00 PM
Chlorobenzene	U	1.0		µg/L	1	1/7/2006 3:13:00 PM
Chloroethane	U	1.0		µg/L	1	1/7/2006 3:13:00 PM
Chloroform	U	1.0		µg/L	1	1/7/2006 3:13:00 PM
Chloromethane	U	1.0		µg/L	1	1/7/2006 3:13:00 PM
cis-1,2-Dichloroethene	U	1.0		µg/L	1	1/7/2006 3:13:00 PM
cis-1,3-Dichloropropene	U	1.0		µg/L	1	1/7/2006 3:13:00 PM
Dibromochloromethane	U	1.0		µg/L	1	1/7/2006 3:13:00 PM
Ethylbenzene	U	1.0		µg/L	1	1/7/2006 3:13:00 PM
m,p-Xylene	U	2.0		µg/L	1	1/7/2006 3:13:00 PM
Methyl tert-butyl ether	U	1.0		µg/L	1	1/7/2006 3:13:00 PM
Methylene chloride	12	1.0	B	µg/L	1	1/7/2006 3:13:00 PM
o-Xylene	U	1.0		µg/L	1	1/7/2006 3:13:00 PM
Styrene	U	1.0		µg/L	1	1/7/2006 3:13:00 PM
Tetrachloroethene	1.0	1.0		µg/L	1	1/7/2006 3:13:00 PM
Toluene	U	1.0		µg/L	1	1/7/2006 3:13:00 PM
trans-1,2-Dichloroethene	U	1.0		µg/L	1	1/7/2006 3:13:00 PM
trans-1,3-Dichloropropene	U	1.0		µg/L	1	1/7/2006 3:13:00 PM
Trichloroethene	3.6	1.0		µg/L	1	1/7/2006 3:13:00 PM
Vinyl chloride	U	1.0		µg/L	1	1/7/2006 3:13:00 PM

Qualifiers: * Value exceeds Maximum Contaminant Level
 E Value above quantitation range
 J Analyte detected below quantitation limits
 S Spike Recovery outside accepted recovery limits

B Analyte detected in the associated Method Blank
 H Holding times for preparation or analysis exceeded
 ND Not Detected at the Reporting Limit
 U Indicates the compound was analyzed for but not detected



NYSDOH 11418
NJDEP NY050
CTDOH PH-0205
PADEP 68-00573

Monday, January 09, 2006

Catherine Huss
Scientific Applications International Corp.
6310 Allertown Boulevard
Harrisburg, PA 17112
TEL: (717) 901-8806
FAX (717) 901-8102

RE: Claremont

Order No.: 0601059

Dear Catherine Huss:

American Analytical Laboratories, LLC. received 4 sample(s) on 1/8/2006 for the analyses presented in the following report.

Samples were analyzed in accordance with the test procedures documented on the chain of custody and detailed throughout the text of this report.

The limits provided in the data package are analytical reporting limits and not Federal or Local mandated values to which the sample results should be compared.

There were no problems with the analyses and all data for associated QC met laboratory specifications.

If you have any questions regarding these tests results, please do not hesitate to call (631) 454-6100 or email me directly at lbeyer@american-analytical.com.

Sincerely,

Lori Beyer
Lab Director

CLIENT: Scientific Applications International Corp.
Project: Claremont
Lab Order: 0601059

Work Order Sample Summary

Lab Sample ID	Client Sample ID	Tag Number	Collection Date	Date Received
0601059-01A	EW2D/275/-117		1/7/2006 5:40:00 PM	1/8/2006
0601059-02A	EW2D/295/-137		1/8/2006 10:10:00 AM	1/8/2006
0601059-03A	DRILL STEM 2		1/8/2006 10:15:00 AM	1/8/2006
0601059-04A	EW2D/315/-157		1/8/2006 2:55:00 PM	1/8/2006

AMERICAN ANALYTICAL LABORATORIES, LLC

56 TOLEDO STREET

FARMINGDALE, NEW YORK 11735

TELEPHONE: (631) 454-6100 FAX: (631) 454-8027

DATA REPORTING QUALIFIERS

For reporting results, the following "Results Qualifiers" are used:

Value	If the result is greater than or equal to the detection limit, report the value
U	Indicates the compound was analyzed for but was not detected. Report the minimum detection limit for the sample with the U, i.e. "10U". This is not necessarily the instrument detection limit attainable for this particular sample based on any concentration or dilution that may have been required.
J	Indicates an estimated value. The flag is used: <ol style="list-style-type: none">(1) When estimating a concentration for a tentatively identified compound (library search hits, where a 1:1 response is assumed.)(2) When the mass spectral data indicated the identification, however the result was less than the specified detection limit greater than zero. If the detection limit was 10ug/L and a concentration of 3ug/L was calculated report as 3J. This flag is used when similar situations arise on any organic parameter i.e. Pesticide, PCBs and others.
B	Indicates the analyte was found in the blank as well as the sample report "10B".
E	Indicates the analytes concentration exceeds the calibrated range of the instrument for that specific analysis.
D	This flag identifies all compounds identified in an analysis at a secondary dilution factor.
P	This flag is used for Pesticide / PCB target analyte when there is >25% difference for detected concentrations between the two GC Columns. The higher of the two values is reported on Form I and flagged with a "P".
N	This flag indicates presumptive evidence of a compound. This is only used for tentatively identified compounds (TICs), where the identification is based on a mass spectral library search. It applies to all TIC results. For generic characterization of a TIC, such as chlorinated hydrocarbon, the flag is not used.
H	Indicates sample was received and/or analyzed outside of The method allowable holding time

American Analytical Laboratories, LLC.

Date: 09-Jan-06

CLIENT: Scientific Applications International Corp. **Client Sample ID:** EW2D/275/-117
Lab Order: 0601059 **Tag Number:**
Project: Claremont **Collection Date:** 1/7/2006 5:40:00 PM
Lab ID: 0601059-01A **Date Received:** 1/8/2006 **Matrix:** LIQUID

Analyses	Result	Limit	Qual	Units	DF	Date Analyzed
VOLATILES SW-846 METHOD 8260		SW8260B		Analyst: SB		
1,1,1,2-Tetrachloroethane	U	1.0		µg/L	1	1/8/2006 8:04:00 AM
1,1,1-Trichloroethane	U	1.0		µg/L	1	1/8/2006 8:04:00 AM
1,1,2,2-Tetrachloroethane	U	1.0		µg/L	1	1/8/2006 8:04:00 AM
1,1,2-Trichloroethane	U	1.0		µg/L	1	1/8/2006 8:04:00 AM
1,1-Dichloroethane	U	1.0		µg/L	1	1/8/2006 8:04:00 AM
1,1-Dichloroethene	U	1.0		µg/L	1	1/8/2006 8:04:00 AM
1,2-Dibromoethane	U	1.0		µg/L	1	1/8/2006 8:04:00 AM
1,2-Dichloroethane	U	1.0		µg/L	1	1/8/2006 8:04:00 AM
1,2-Dichloropropane	U	1.0		µg/L	1	1/8/2006 8:04:00 AM
2-Butanone	U	1.0		µg/L	1	1/8/2006 8:04:00 AM
2-Hexanone	U	1.0		µg/L	1	1/8/2006 8:04:00 AM
4-Methyl-2-pentanone	U	1.0		µg/L	1	1/8/2006 8:04:00 AM
Acetone	U	1.0		µg/L	1	1/8/2006 8:04:00 AM
Acrylonitrile	U	1.0		µg/L	1	1/8/2006 8:04:00 AM
Benzene	U	1.0		µg/L	1	1/8/2006 8:04:00 AM
Bromochloromethane	U	1.0		µg/L	1	1/8/2006 8:04:00 AM
Bromodichloromethane	U	1.0		µg/L	1	1/8/2006 8:04:00 AM
Bromoform	U	1.0		µg/L	1	1/8/2006 8:04:00 AM
Bromomethane	U	1.0		µg/L	1	1/8/2006 8:04:00 AM
Carbon disulfide	U	1.0		µg/L	1	1/8/2006 8:04:00 AM
Carbon tetrachloride	U	1.0		µg/L	1	1/8/2006 8:04:00 AM
Chlorobenzene	U	1.0		µg/L	1	1/8/2006 8:04:00 AM
Chloroethane	U	1.0		µg/L	1	1/8/2006 8:04:00 AM
Chloroform	U	1.0		µg/L	1	1/8/2006 8:04:00 AM
Chloromethane	U	1.0		µg/L	1	1/8/2006 8:04:00 AM
cis-1,2-Dichloroethene	U	1.0		µg/L	1	1/8/2006 8:04:00 AM
cis-1,3-Dichloropropene	U	1.0		µg/L	1	1/8/2006 8:04:00 AM
Dibromochloromethane	U	1.0		µg/L	1	1/8/2006 8:04:00 AM
Ethylbenzene	U	1.0		µg/L	1	1/8/2006 8:04:00 AM
m,p-Xylene	U	2.0		µg/L	1	1/8/2006 8:04:00 AM
Methyl tert-butyl ether	U	1.0		µg/L	1	1/8/2006 8:04:00 AM
Methylene chloride	U	1.0		µg/L	1	1/8/2006 8:04:00 AM
o-Xylene	U	1.0		µg/L	1	1/8/2006 8:04:00 AM
Styrene	U	1.0		µg/L	1	1/8/2006 8:04:00 AM
Tetrachloroethene	5.2	1.0		µg/L	1	1/8/2006 8:04:00 AM
Toluene	U	1.0		µg/L	1	1/8/2006 8:04:00 AM
trans-1,2-Dichloroethene	U	1.0		µg/L	1	1/8/2006 8:04:00 AM
trans-1,3-Dichloropropene	U	1.0		µg/L	1	1/8/2006 8:04:00 AM
Trichloroethene	28	1.0		µg/L	1	1/8/2006 8:04:00 AM
Vinyl chloride	U	1.0		µg/L	1	1/8/2006 8:04:00 AM

Qualifiers: * Value exceeds Maximum Contaminant Level
 E Value above quantitation range
 J Analyte detected below quantitation limits
 S Spike Recovery outside accepted recovery limits

B Analyte detected in the associated Method Blank
 H Holding times for preparation or analysis exceeded
 ND Not Detected at the Reporting Limit
 U Indicates the compound was analyzed for but not detected

American Analytical Laboratories, LLC.

Date: 09-Jan-06

CLIENT: Scientific Applications International Corp. **Client Sample ID:** EW2D/295/-137
Lab Order: 0601059 **Tag Number:**
Project: Claremont **Collection Date:** 1/8/2006 10:10:00 AM
Lab ID: 0601059-02A **Date Received:** 1/8/2006 **Matrix:** LIQUID

Analyses	Result	Limit	Qual	Units	DF	Date Analyzed
VOLATILES SW-846 METHOD 8260		SW8260B		Analyst: SB		
1,1,1,2-Tetrachloroethane	U	1.0		µg/L	1	1/8/2006 10:57:00 AM
1,1,1-Trichloroethane	U	1.0		µg/L	1	1/8/2006 10:57:00 AM
1,1,2,2-Tetrachloroethane	U	1.0		µg/L	1	1/8/2006 10:57:00 AM
1,1,2-Trichloroethane	U	1.0		µg/L	1	1/8/2006 10:57:00 AM
1,1-Dichloroethane	U	1.0		µg/L	1	1/8/2006 10:57:00 AM
1,1-Dichloroethene	U	1.0		µg/L	1	1/8/2006 10:57:00 AM
1,2-Dibromoethane	U	1.0		µg/L	1	1/8/2006 10:57:00 AM
1,2-Dichloroethane	U	1.0		µg/L	1	1/8/2006 10:57:00 AM
1,2-Dichloropropane	U	1.0		µg/L	1	1/8/2006 10:57:00 AM
2-Butanone	U	1.0		µg/L	1	1/8/2006 10:57:00 AM
2-Hexanone	U	1.0		µg/L	1	1/8/2006 10:57:00 AM
4-Methyl-2-pentanone	U	1.0		µg/L	1	1/8/2006 10:57:00 AM
Acetone	U	1.0		µg/L	1	1/8/2006 10:57:00 AM
Acrylonitrile	U	1.0		µg/L	1	1/8/2006 10:57:00 AM
Benzene	U	1.0		µg/L	1	1/8/2006 10:57:00 AM
Bromochloromethane	U	1.0		µg/L	1	1/8/2006 10:57:00 AM
Bromodichloromethane	U	1.0		µg/L	1	1/8/2006 10:57:00 AM
Bromoform	U	1.0		µg/L	1	1/8/2006 10:57:00 AM
Bromomethane	U	1.0		µg/L	1	1/8/2006 10:57:00 AM
Carbon disulfide	U	1.0		µg/L	1	1/8/2006 10:57:00 AM
Carbon tetrachloride	U	1.0		µg/L	1	1/8/2006 10:57:00 AM
Chlorobenzene	U	1.0		µg/L	1	1/8/2006 10:57:00 AM
Chloroethane	U	1.0		µg/L	1	1/8/2006 10:57:00 AM
Chloroform	U	1.0		µg/L	1	1/8/2006 10:57:00 AM
Chloromethane	U	1.0		µg/L	1	1/8/2006 10:57:00 AM
cis-1,2-Dichloroethene	U	1.0		µg/L	1	1/8/2006 10:57:00 AM
cis-1,3-Dichloropropene	U	1.0		µg/L	1	1/8/2006 10:57:00 AM
Dibromochloromethane	U	1.0		µg/L	1	1/8/2006 10:57:00 AM
Ethylbenzene	U	1.0		µg/L	1	1/8/2006 10:57:00 AM
m,p-Xylene	U	2.0		µg/L	1	1/8/2006 10:57:00 AM
Methyl tert-butyl ether	U	1.0		µg/L	1	1/8/2006 10:57:00 AM
Methylene chloride	U	1.0	B	µg/L	1	1/8/2006 10:57:00 AM
o-Xylene	U	1.0		µg/L	1	1/8/2006 10:57:00 AM
Styrene	U	1.0		µg/L	1	1/8/2006 10:57:00 AM
Tetrachloroethene	U	1.0		µg/L	1	1/8/2006 10:57:00 AM
Toluene	U	1.0		µg/L	1	1/8/2006 10:57:00 AM
trans-1,2-Dichloroethene	U	1.0		µg/L	1	1/8/2006 10:57:00 AM
trans-1,3-Dichloropropene	U	1.0		µg/L	1	1/8/2006 10:57:00 AM
Trichloroethene	1.5	1.0		µg/L	1	1/8/2006 10:57:00 AM
Vinyl chloride	U	1.0		µg/L	1	1/8/2006 10:57:00 AM

Qualifiers: * Value exceeds Maximum Contaminant Level B Analyte detected in the associated Method Blank
E Value above quantitation range H Holding times for preparation or analysis exceeded
J Analyte detected below quantitation limits ND Not Detected at the Reporting Limit
S Spike Recovery outside accepted recovery limits U Indicates the compound was analyzed for but not detected

American Analytical Laboratories, LLC.

Date: 09-Jan-06

CLIENT: Scientific Applications International Corp. **Client Sample ID:** DRILL STEM 2
Lab Order: 0601059 **Tag Number:**
Project: Claremont **Collection Date:** 1/8/2006 10:15:00 AM
Lab ID: 0601059-03A **Date Received:** 1/8/2006 **Matrix:** LIQUID

Analyses	Result	Limit	Qual	Units	DF	Date Analyzed
VOLATILES SW-846 METHOD 8260		SW8260B		Analyst: SB		
1,1,1,2-Tetrachloroethane	U	1.0		µg/L	1	1/8/2006 11:33:00 AM
1,1,1-Trichloroethane	U	1.0		µg/L	1	1/8/2006 11:33:00 AM
1,1,2,2-Tetrachloroethane	U	1.0		µg/L	1	1/8/2006 11:33:00 AM
1,1,2-Trichloroethane	U	1.0		µg/L	1	1/8/2006 11:33:00 AM
1,1-Dichloroethane	U	1.0		µg/L	1	1/8/2006 11:33:00 AM
1,1-Dichloroethene	U	1.0		µg/L	1	1/8/2006 11:33:00 AM
1,2-Dibromoethane	U	1.0		µg/L	1	1/8/2006 11:33:00 AM
1,2-Dichloroethane	U	1.0		µg/L	1	1/8/2006 11:33:00 AM
1,2-Dichloropropane	U	1.0		µg/L	1	1/8/2006 11:33:00 AM
2-Butanone	U	1.0		µg/L	1	1/8/2006 11:33:00 AM
2-Hexanone	U	1.0		µg/L	1	1/8/2006 11:33:00 AM
4-Methyl-2-pentanone	U	1.0		µg/L	1	1/8/2006 11:33:00 AM
Acetone	U	1.0		µg/L	1	1/8/2006 11:33:00 AM
Acrylonitrile	U	1.0		µg/L	1	1/8/2006 11:33:00 AM
Benzene	U	1.0		µg/L	1	1/8/2006 11:33:00 AM
Bromochloromethane	U	1.0		µg/L	1	1/8/2006 11:33:00 AM
Bromodichloromethane	U	1.0		µg/L	1	1/8/2006 11:33:00 AM
Bromoform	U	1.0		µg/L	1	1/8/2006 11:33:00 AM
Bromomethane	U	1.0		µg/L	1	1/8/2006 11:33:00 AM
Carbon disulfide	U	1.0		µg/L	1	1/8/2006 11:33:00 AM
Carbon tetrachloride	U	1.0		µg/L	1	1/8/2006 11:33:00 AM
Chlorobenzene	U	1.0		µg/L	1	1/8/2006 11:33:00 AM
Chloroethane	U	1.0		µg/L	1	1/8/2006 11:33:00 AM
Chloroform	U	1.0		µg/L	1	1/8/2006 11:33:00 AM
Chloromethane	U	1.0		µg/L	1	1/8/2006 11:33:00 AM
cis-1,2-Dichloroethene	U	1.0		µg/L	1	1/8/2006 11:33:00 AM
cis-1,3-Dichloropropene	U	1.0		µg/L	1	1/8/2006 11:33:00 AM
Dibromochloromethane	U	1.0		µg/L	1	1/8/2006 11:33:00 AM
Ethylbenzene	U	1.0		µg/L	1	1/8/2006 11:33:00 AM
m,p-Xylene	U	2.0		µg/L	1	1/8/2006 11:33:00 AM
Methyl tert-butyl ether	U	1.0		µg/L	1	1/8/2006 11:33:00 AM
Methylene chloride	U	1.0	B	µg/L	1	1/8/2006 11:33:00 AM
o-Xylene	U	1.0		µg/L	1	1/8/2006 11:33:00 AM
Styrene	U	1.0		µg/L	1	1/8/2006 11:33:00 AM
Tetrachloroethene	U	1.0		µg/L	1	1/8/2006 11:33:00 AM
Toluene	U	1.0		µg/L	1	1/8/2006 11:33:00 AM
trans-1,2-Dichloroethene	U	1.0		µg/L	1	1/8/2006 11:33:00 AM
trans-1,3-Dichloropropene	U	1.0		µg/L	1	1/8/2006 11:33:00 AM
Trichloroethene	U	1.0		µg/L	1	1/8/2006 11:33:00 AM
Vinyl chloride	U	1.0		µg/L	1	1/8/2006 11:33:00 AM

Qualifiers: * Value exceeds Maximum Contaminant Level B Analyte detected in the associated Method Blank
 E Value above quantitation range H Holding times for preparation or analysis exceeded
 J Analyte detected below quantitation limits ND Not Detected at the Reporting Limit
 S Spike Recovery outside accepted recovery limits U Indicates the compound was analyzed for but not detected

American Analytical Laboratories, LLC.

Date: 09-Jan-06

CLIENT: Scientific Applications International Corp. **Client Sample ID:** EW2D/315/-157
Lab Order: 0601059 **Tag Number:**
Project: Claremont **Collection Date:** 1/8/2006 2:55:00 PM
Lab ID: 0601059-04A **Date Received:** 1/8/2006 **Matrix:** LIQUID

Analyses	Result	Limit	Qual	Units	DF	Date Analyzed
VOLATILES SW-846 METHOD 8260			SW8260B		Analyst: SB	
1,1,1,2-Tetrachloroethane	U	1.0		µg/L	1	1/8/2006 3:30:00 PM
1,1,1-Trichloroethane	U	1.0		µg/L	1	1/8/2006 3:30:00 PM
1,1,2,2-Tetrachloroethane	U	1.0		µg/L	1	1/8/2006 3:30:00 PM
1,1,2-Trichloroethane	U	1.0		µg/L	1	1/8/2006 3:30:00 PM
1,1-Dichloroethane	U	1.0		µg/L	1	1/8/2006 3:30:00 PM
1,1-Dichloroethene	U	1.0		µg/L	1	1/8/2006 3:30:00 PM
1,2-Dibromoethane	U	1.0		µg/L	1	1/8/2006 3:30:00 PM
1,2-Dichloroethane	U	1.0		µg/L	1	1/8/2006 3:30:00 PM
1,2-Dichloropropane	U	1.0		µg/L	1	1/8/2006 3:30:00 PM
2-Butanone	U	1.0		µg/L	1	1/8/2006 3:30:00 PM
2-Hexanone	U	1.0		µg/L	1	1/8/2006 3:30:00 PM
4-Methyl-2-pentanone	U	1.0		µg/L	1	1/8/2006 3:30:00 PM
Acetone	U	1.0		µg/L	1	1/8/2006 3:30:00 PM
Acrylonitrile	U	1.0		µg/L	1	1/8/2006 3:30:00 PM
Benzene	U	1.0		µg/L	1	1/8/2006 3:30:00 PM
Bromochloromethane	U	1.0		µg/L	1	1/8/2006 3:30:00 PM
Bromodichloromethane	U	1.0		µg/L	1	1/8/2006 3:30:00 PM
Bromoform	U	1.0		µg/L	1	1/8/2006 3:30:00 PM
Bromomethane	U	1.0		µg/L	1	1/8/2006 3:30:00 PM
Carbon disulfide	U	1.0		µg/L	1	1/8/2006 3:30:00 PM
Carbon tetrachloride	U	1.0		µg/L	1	1/8/2006 3:30:00 PM
Chlorobenzene	U	1.0		µg/L	1	1/8/2006 3:30:00 PM
Chloroethane	U	1.0		µg/L	1	1/8/2006 3:30:00 PM
Chloroform	U	1.0		µg/L	1	1/8/2006 3:30:00 PM
Chloromethane	U	1.0		µg/L	1	1/8/2006 3:30:00 PM
cis-1,2-Dichloroethene	U	1.0		µg/L	1	1/8/2006 3:30:00 PM
cis-1,3-Dichloropropene	U	1.0		µg/L	1	1/8/2006 3:30:00 PM
Dibromochloromethane	U	1.0		µg/L	1	1/8/2006 3:30:00 PM
Ethylbenzene	U	1.0		µg/L	1	1/8/2006 3:30:00 PM
m,p-Xylene	U	2.0		µg/L	1	1/8/2006 3:30:00 PM
Methyl tert-butyl ether	U	1.0		µg/L	1	1/8/2006 3:30:00 PM
Methylene chloride	U	1.0	B	µg/L	1	1/8/2006 3:30:00 PM
o-Xylene	U	1.0		µg/L	1	1/8/2006 3:30:00 PM
Styrene	U	1.0		µg/L	1	1/8/2006 3:30:00 PM
Tetrachloroethene	U	1.0		µg/L	1	1/8/2006 3:30:00 PM
Toluene	U	1.0		µg/L	1	1/8/2006 3:30:00 PM
trans-1,2-Dichloroethene	U	1.0		µg/L	1	1/8/2006 3:30:00 PM
trans-1,3-Dichloropropene	U	1.0		µg/L	1	1/8/2006 3:30:00 PM
Trichloroethene	U	1.0		µg/L	1	1/8/2006 3:30:00 PM
Vinyl chloride	U	1.0		µg/L	1	1/8/2006 3:30:00 PM

Qualifiers: * Value exceeds Maximum Contaminant Level B Analyte detected in the associated Method Blank
 E Value above quantitation range H Holding times for preparation or analysis exceeded
 J Analyte detected below quantitation limits ND Not Detected at the Reporting Limit
 S Spike Recovery outside accepted recovery limits U Indicates the compound was analyzed for but not detected

4 of 4 pm

Wednesday, January 11, 2006

Catherine Huss
Scientific Applications International Corp.
6310 Allertown Boulevard
Harrisburg, PA 17112
TEL: (717) 901-8806
FAX (717) 901-8102

RE: Claremont

Order No.: 0601090

Dear Catherine Huss:

American Analytical Laboratories, LLC. received 1 sample(s) on 1/11/2006 for the analyses presented in the following report.


Samples were analyzed in accordance with the test procedures documented on the chain of custody and detailed throughout the text of this report.

The limits provided in the data package are analytical reporting limits and not Federal or Local mandated values to which the sample results should be compared.

There were no problems with the analyses and all data for associated QC met laboratory specifications.

If you have any questions regarding these tests results, please do not hesitate to call (631) 454-6100 or email me directly at lbeyer@american-analytical.com.

Sincerely,


Lori Beyer
Lab Director

CLIENT: Scientific Applications International Corp.
Project: Claremont
Lab Order: 0601090

Work Order Sample Summary

Lab Sample ID	Client Sample ID	Tag Number	Collection Date	Date Received
0601090-01A	EW13D/135/27		1/10/2006 4:10:00 PM	1/11/2006

AMERICAN ANALYTICAL LABORATORIES, LLC

56 TOLEDO STREET

FARMINGDALE, NEW YORK 11735

TELEPHONE: (631) 454-6100 FAX: (631) 454-8027

DATA REPORTING QUALIFIERS

For reporting results, the following "Results Qualifiers" are used:

Value	If the result is greater than or equal to the detection limit, report the value
U	Indicates the compound was analyzed for but was not detected. Report the minimum detection limit for the sample with the U, i.e. "10U". This is not necessarily the instrument detection limit attainable for this particular sample based on any concentration or dilution that may have been required.
J	Indicates an estimated value. The flag is used: <ol style="list-style-type: none">(1) When estimating a concentration for a tentatively identified compound (library search hits, where a 1:1 response is assumed.)(2) When the mass spectral data indicated the identification, however the result was less than the specified detection limit greater than zero. If the detection limit was 10ug/L and a concentration of 3ug/L was calculated report as 3J. This flag is used when similar situations arise on any organic parameter i.e. Pesticide, PCBs and others.
B	Indicates the analyte was found in the blank as well as the sample report "10B".
E	Indicates the analytes concentration exceeds the calibrated range of the instrument for that specific analysis.
D	This flag identifies all compounds identified in an analysis at a secondary dilution factor.
P	This flag is used for Pesticide / PCB target analyte when there is >25% difference for detected concentrations between the two GC Columns. The higher of the two values is reported on Form I and flagged with a "P".
N	This flag indicates presumptive evidence of a compound. This is only used for tentatively identified compounds (TICs), where the identification is based on a mass spectral library search. It applies to all TIC results. For generic characterization of a TIC, such as chlorinated hydrocarbon, the flag is not used.
H	Indicates sample was received and/or analyzed outside of The method allowable holding time

American Analytical Laboratories, LLC.

Date: 11-Jan-06

CLIENT: Scientific Applications International Corp. **Client Sample ID:** EW13D/135/27
Lab Order: 0601090 **Tag Number:**
Project: Claremont **Collection Date:** 1/10/2006 4:10:00 PM
Lab ID: 0601090-01A **Date Received:** 1/11/2006 **Matrix:** LIQUID

Analyses	Result	Limit	Qual	Units	DF	Date Analyzed
VOLATILES SW-846 METHOD 8260		SW8260B		Analyst: SB		
1,1,1,2-Tetrachloroethane	U	1.0		µg/L	1	1/11/2006 8:32:00 AM
1,1,1-Trichloroethane	U	1.0		µg/L	1	1/11/2006 8:32:00 AM
1,1,2,2-Tetrachloroethane	U	1.0		µg/L	1	1/11/2006 8:32:00 AM
1,1,2-Trichloroethane	U	1.0		µg/L	1	1/11/2006 8:32:00 AM
1,1-Dichloroethane	U	1.0		µg/L	1	1/11/2006 8:32:00 AM
1,1-Dichloroethene	U	1.0		µg/L	1	1/11/2006 8:32:00 AM
1,2-Dibromoethane	U	1.0		µg/L	1	1/11/2006 8:32:00 AM
1,2-Dichloroethane	U	1.0		µg/L	1	1/11/2006 8:32:00 AM
1,2-Dichloropropane	U	1.0		µg/L	1	1/11/2006 8:32:00 AM
2-Butanone	U	1.0		µg/L	1	1/11/2006 8:32:00 AM
2-Hexanone	U	1.0		µg/L	1	1/11/2006 8:32:00 AM
4-Methyl-2-pentanone	U	1.0		µg/L	1	1/11/2006 8:32:00 AM
Acetone	U	1.0		µg/L	1	1/11/2006 8:32:00 AM
Acrylonitrile	U	1.0		µg/L	1	1/11/2006 8:32:00 AM
Benzene	U	1.0		µg/L	1	1/11/2006 8:32:00 AM
Bromochloromethane	U	1.0		µg/L	1	1/11/2006 8:32:00 AM
Bromodichloromethane	U	1.0		µg/L	1	1/11/2006 8:32:00 AM
Bromoform	U	1.0		µg/L	1	1/11/2006 8:32:00 AM
Bromomethane	U	1.0		µg/L	1	1/11/2006 8:32:00 AM
Carbon disulfide	U	1.0		µg/L	1	1/11/2006 8:32:00 AM
Carbon tetrachloride	U	1.0		µg/L	1	1/11/2006 8:32:00 AM
Chlorobenzene	U	1.0		µg/L	1	1/11/2006 8:32:00 AM
Chloroethane	U	1.0		µg/L	1	1/11/2006 8:32:00 AM
Chloroform	U	1.0		µg/L	1	1/11/2006 8:32:00 AM
Chloromethane	U	1.0		µg/L	1	1/11/2006 8:32:00 AM
cis-1,2-Dichloroethene	U	1.0		µg/L	1	1/11/2006 8:32:00 AM
cis-1,3-Dichloropropene	U	1.0		µg/L	1	1/11/2006 8:32:00 AM
Dibromochloromethane	U	1.0		µg/L	1	1/11/2006 8:32:00 AM
Ethylbenzene	U	1.0		µg/L	1	1/11/2006 8:32:00 AM
m,p-Xylene	U	2.0		µg/L	1	1/11/2006 8:32:00 AM
Methyl tert-butyl ether	U	1.0		µg/L	1	1/11/2006 8:32:00 AM
Methylene chloride	U	1.0		µg/L	1	1/11/2006 8:32:00 AM
o-Xylene	U	1.0		µg/L	1	1/11/2006 8:32:00 AM
Styrene	U	1.0		µg/L	1	1/11/2006 8:32:00 AM
Tetrachloroethene	U	1.0		µg/L	1	1/11/2006 8:32:00 AM
Toluene	U	1.0		µg/L	1	1/11/2006 8:32:00 AM
trans-1,2-Dichloroethene	U	1.0		µg/L	1	1/11/2006 8:32:00 AM
trans-1,3-Dichloropropene	U	1.0		µg/L	1	1/11/2006 8:32:00 AM
Trichloroethene	1.9	1.0		µg/L	1	1/11/2006 8:32:00 AM
Vinyl chloride	U	1.0		µg/L	1	1/11/2006 8:32:00 AM

Qualifiers:
 * Value exceeds Maximum Contaminant Level
 E Value above quantitation range
 J Analyte detected below quantitation limits
 S Spike Recovery outside accepted recovery limits

B Analyte detected in the associated Method Blank
 H Holding times for preparation or analysis exceeded
 ND Not Detected at the Reporting Limit
 U Indicates the compound was analyzed for but not detected

01/11/06



NYSDOH 11418
NJDEP NY050
CTDOH PH-0205
PADEP 68-00573

Wednesday, January 11, 2006

Catherine Huss
Scientific Applications International Corp.
6310 Allertown Boulevard
Harrisburg, PA 17112
TEL: (717) 901-8806
FAX (717) 901-8102

RE: Claremont

Order No.: 0601091

Dear Catherine Huss:

American Analytical Laboratories, LLC. received 1 sample(s) on 1/11/2006 for the analyses presented in the following report.

Samples were analyzed in accordance with the test procedures documented on the chain of custody and detailed throughout the text of this report.

The limits provided in the data package are analytical reporting limits and not Federal or Local mandated values to which the sample results should be compared.

There were no problems with the analyses and all data for associated QC met laboratory specifications.

If you have any questions regarding these tests results, please do not hesitate to call (631) 454-6100 or email me directly at lbeyer@american-analytical.com.

Sincerely,

Lori Beyer
Lab Director

CLIENT: Scientific Applications International Corp.
Project: Claremont
Lab Order: 0601091

Work Order Sample Summary

Lab Sample ID	Client Sample ID	Tag Number	Collection Date	Date Received
0601091-01A	EW13D/155/7	08286	1/11/2006 8:00:00 AM	1/11/2006



56 TOLEDO STREET • FARMINGDALE, NEW YORK 11735
 (631) 454-6100 • FAX (631) 454-8027

NYSDOH 11418
 CTDOH PH-0205
 NJDEP NY050
 PADEP 68-573

TAG # / COC 08286

CHAIN OF CUSTODY / REQUEST FOR ANALYSIS DOCUMENT

CLIENT NAME/ADDRESS SAIC		CONTACT:		SAMPLER (SIGNATURE) <i>C. Huss</i>		SAMPLE(S) SEALED	YES / NO
PROJECT LOCATION: <i>Claremont</i>		SAMPLER NAME (PRINT) <i>C. Huss</i>		CORRECT CONTAINER(S)		CORRECT CONTAINER(S)	YES / NO
ANALYSIS REQUIRED		FOR METHANOL PRESERVED SAMPLES (VOLATILE VIAL #)		DATE/TIME		DATE/TIME	
LABORATORY ID #	MATRIX	# CONTAINERS	SAMPLING DATE/TIME	SAMPLE # - LOCATION	COOLER TEMPERATURE:		
0601091-1A	6W	2	1-11-06/800	EW13D/155/7	COMMENTS / INSTRUCTIONS		
					TURNAROUND REQUIRED: NORMAL <input type="checkbox"/> STAT <input checked="" type="checkbox"/> BY / /		
					RECEIVED BY LAB (SIGNATURE)	DATE/TIME	PRINTED NAME
					<i>Cathy Huss</i>	1-11-06 815	<i>C. A. Ardono</i>
					RECEIVED BY LAB (SIGNATURE)	DATE/TIME	PRINTED NAME

AMERICAN ANALYTICAL LABORATORIES, LLC

56 TOLEDO STREET

FARMINGDALE, NEW YORK 11735

TELEPHONE: (631) 454-6100 FAX: (631) 454-8027

DATA REPORTING QUALIFIERS

For reporting results, the following "Results Qualifiers" are used:

Value	If the result is greater than or equal to the detection limit, report the value
U	Indicates the compound was analyzed for but was not detected. Report the minimum detection limit for the sample with the U, i.e. "10U". This is not necessarily the instrument detection limit attainable for this particular sample based on any concentration or dilution that may have been required.
J	Indicates an estimated value. The flag is used: <ol style="list-style-type: none">(1) When estimating a concentration for a tentatively identified compound (library search hits, where a 1:1 response is assumed.)(2) When the mass spectral data indicated the identification, however the result was less than the specified detection limit greater than zero. If the detection limit was 10ug/L and a concentration of 3ug/L was calculated report as 3J. This flag is used when similar situations arise on any organic parameter i.e. Pesticide, PCBs and others.
B	Indicates the analyte was found in the blank as well as the sample report "10B".
E	Indicates the analytes concentration exceeds the calibrated range of the instrument for that specific analysis.
D	This flag identifies all compounds identified in an analysis at a secondary dilution factor.
P	This flag is used for Pesticide / PCB target analyte when there is >25% difference for detected concentrations between the two GC Columns. The higher of the two values is reported on Form I and flagged with a "P".
N	This flag indicates presumptive evidence of a compound. This is only used for tentatively identified compounds (TICs), where the identification is based on a mass spectral library search. It applies to all TIC results. For generic characterization of a TIC, such as chlorinated hydrocarbon, the flag is not used.
H	Indicates sample was received and/or analyzed outside of The method allowable holding time

American Analytical Laboratories, LLC.

Date: 11-Jan-06

CLIENT: Scientific Applications International Corp. **Client Sample ID:** EW13D/155/7
Lab Order: 0601091 **Tag Number:** 08286
Project: Claremont **Collection Date:** 1/11/2006 8:00:00 AM
Lab ID: 0601091-01A **Date Received:** 1/11/2006 **Matrix:** LIQUID

Analyses	Result	Limit	Qual	Units	DF	Date Analyzed
VOLATILES SW-846 METHOD 8260		SW8260B		Analyst: SB		
1,1,1,2-Tetrachloroethane	U	1.0		µg/L	1	1/11/2006 9:07:00 AM
1,1,1-Trichloroethane	U	1.0		µg/L	1	1/11/2006 9:07:00 AM
1,1,2,2-Tetrachloroethane	U	1.0		µg/L	1	1/11/2006 9:07:00 AM
1,1,2-Trichloroethane	U	1.0		µg/L	1	1/11/2006 9:07:00 AM
1,1-Dichloroethane	U	1.0		µg/L	1	1/11/2006 9:07:00 AM
1,1-Dichloroethene	U	1.0		µg/L	1	1/11/2006 9:07:00 AM
1,2-Dibromoethane	U	1.0		µg/L	1	1/11/2006 9:07:00 AM
1,2-Dichloroethane	U	1.0		µg/L	1	1/11/2006 9:07:00 AM
1,2-Dichloropropane	U	1.0		µg/L	1	1/11/2006 9:07:00 AM
2-Butanone	U	1.0		µg/L	1	1/11/2006 9:07:00 AM
2-Hexanone	U	1.0		µg/L	1	1/11/2006 9:07:00 AM
4-Methyl-2-pentanone	U	1.0		µg/L	1	1/11/2006 9:07:00 AM
Acetone	U	1.0		µg/L	1	1/11/2006 9:07:00 AM
Acrylonitrile	U	1.0		µg/L	1	1/11/2006 9:07:00 AM
Benzene	U	1.0		µg/L	1	1/11/2006 9:07:00 AM
Bromochloromethane	U	1.0		µg/L	1	1/11/2006 9:07:00 AM
Bromodichloromethane	U	1.0		µg/L	1	1/11/2006 9:07:00 AM
Bromoform	U	1.0		µg/L	1	1/11/2006 9:07:00 AM
Bromomethane	U	1.0		µg/L	1	1/11/2006 9:07:00 AM
Carbon disulfide	U	1.0		µg/L	1	1/11/2006 9:07:00 AM
Carbon tetrachloride	U	1.0		µg/L	1	1/11/2006 9:07:00 AM
Chlorobenzene	U	1.0		µg/L	1	1/11/2006 9:07:00 AM
Chloroethane	U	1.0		µg/L	1	1/11/2006 9:07:00 AM
Chloroform	U	1.0		µg/L	1	1/11/2006 9:07:00 AM
Chloromethane	U	1.0		µg/L	1	1/11/2006 9:07:00 AM
cis-1,2-Dichloroethene	U	1.0		µg/L	1	1/11/2006 9:07:00 AM
cis-1,3-Dichloropropene	U	1.0		µg/L	1	1/11/2006 9:07:00 AM
Dibromochloromethane	U	1.0		µg/L	1	1/11/2006 9:07:00 AM
Ethylbenzene	U	1.0		µg/L	1	1/11/2006 9:07:00 AM
m,p-Xylene	U	2.0		µg/L	1	1/11/2006 9:07:00 AM
Methyl tert-butyl ether	U	1.0		µg/L	1	1/11/2006 9:07:00 AM
Methylene chloride	U	1.0		µg/L	1	1/11/2006 9:07:00 AM
o-Xylene	U	1.0		µg/L	1	1/11/2006 9:07:00 AM
Styrene	U	1.0		µg/L	1	1/11/2006 9:07:00 AM
Tetrachloroethene	U	1.0		µg/L	1	1/11/2006 9:07:00 AM
Toluene	U	1.0		µg/L	1	1/11/2006 9:07:00 AM
trans-1,2-Dichloroethene	U	1.0		µg/L	1	1/11/2006 9:07:00 AM
trans-1,3-Dichloropropene	U	1.0		µg/L	1	1/11/2006 9:07:00 AM
Trichloroethene	U	1.0		µg/L	1	1/11/2006 9:07:00 AM
Vinyl chloride	U	1.0		µg/L	1	1/11/2006 9:07:00 AM

Qualifiers:
 * Value exceeds Maximum Contaminant Level
 E Value above quantitation range
 J Analyte detected below quantitation limits
 S Spike Recovery outside accepted recovery limits

B Analyte detected in the associated Method Blank
 H Holding times for preparation or analysis exceeded
 ND Not Detected at the Reporting Limit
 U Indicates the compound was analyzed for but not detected

01/11/06



NYSDOH 11418
NJDEP NY050
CTDOH PH-0205
PADEP 68-00573

Wednesday, January 11, 2006

Catherine Huss
Scientific Applications International Corp.
6310 Allertown Boulevard
Harrisburg, PA 17112
TEL: (717) 901-8806
FAX (717) 901-8102

RE: Claremont

Order No.: 0601102

Dear Catherine Huss:

American Analytical Laboratories, LLC. received 1 sample(s) on 1/11/2006 for the analyses presented in the following report.

Samples were analyzed in accordance with the test procedures documented on the chain of custody and detailed throughout the text of this report.

The limits provided in the data package are analytical reporting limits and not Federal or Local mandated values to which the sample results should be compared.

There were no problems with the analyses and all data for associated QC met laboratory specifications.

If you have any questions regarding these tests results, please do not hesitate to call (631) 454-6100 or email me directly at lbeyer@american-analytical.com.

Sincerely,

Lori Beyer
Lab Director

American Analytical Laboratories, LLC.

Date: 11-Jan-06

CLIENT: Scientific Applications International Corp.
Project: Claremont
Lab Order: 0601102

Work Order Sample Summary

Lab Sample ID	Client Sample ID	Tag Number	Collection Date	Date Received
0601102-01A	EW13D/175/-13	08287	1/11/2006 11:05:00 AM	1/11/2006

TAG # / CAC 08287

CHAIN OF CUSTODY / REQUEST FOR ANALYSIS DOCUMENT

CLIENT NAME/ADDRESS SAIC			CONTACT:			SAMPLER (SIGNATURE) <i>Cathy Huss</i>		SAMPLE(S) SEALED	YES / NO
PROJECT LOCATION: Claremont			SAMPLER NAME (PRINT)		CORRECT CONTAINER(S)		CORRECT CONTAINER(S)		YES / NO
LABORATORY ID #	MATRIX	# CONTAINERS	SAMPLING DATE/TIME	SAMPLE # - LOCATION	FOR METHANOL PRESERVED SAMPLES (VOLATILE VIAL #) ANALYSIS REQUIRED YES				
060102-1A	GW	2	1-11-06/1108	EW13D/175 /-13					
MATRIX S=SOIL; L=LIQUID; SL=SLUDGE; A=AIR; W=WIPE; P=PAINT CHIPS; B=BULK MATERIAL TYPE G=GRAB; C=COMPOSITE; SS=SPLIT SPOON					COOLER TEMPERATURE:				
RELINQUISHED BY (SIGNATURE) <i>Cathy Huss</i>	DATE 1-11-06 TIME 1120	PRINTED NAME <i>Cathy Huss</i>	TURNAROUND REQUIRED: NORMAL <input type="checkbox"/> STAT <input checked="" type="checkbox"/>	RECEIVED BY LAB (SIGNATURE) <i>[Signature]</i>	BY	DATE 1/11/06 TIME 1122	COMMENTS / INSTRUCTIONS		
RELINQUISHED BY (SIGNATURE)	DATE TIME	PRINTED NAME	RECEIVED BY LAB (SIGNATURE)	BY	DATE TIME	PRINTED NAME			

AMERICAN ANALYTICAL LABORATORIES, LLC

56 TOLEDO STREET

FARMINGDALE, NEW YORK 11735

TELEPHONE: (631) 454-6100 FAX: (631) 454-8027

DATA REPORTING QUALIFIERS

For reporting results, the following "Results Qualifiers" are used:

Value	If the result is greater than or equal to the detection limit, report the value
U	Indicates the compound was analyzed for but was not detected. Report the minimum detection limit for the sample with the U, i.e. "10U". This is not necessarily the instrument detection limit attainable for this particular sample based on any concentration or dilution that may have been required.
J	Indicates an estimated value. The flag is used: <ol style="list-style-type: none">(1) When estimating a concentration for a tentatively identified compound (library search hits, where a 1:1 response is assumed.)(2) When the mass spectral data indicated the identification, however the result was less than the specified detection limit greater than zero. If the detection limit was 10ug/L and a concentration of 3ug/L was calculated report as 3J. This flag is used when similar situations arise on any organic parameter i.e. Pesticide, PCBs and others.
B	Indicates the analyte was found in the blank as well as the sample report "10B".
E	Indicates the analytes concentration exceeds the calibrated range of the instrument for that specific analysis.
D	This flag identifies all compounds identified in an analysis at a secondary dilution factor.
P	This flag is used for Pesticide / PCB target analyte when there is >25% difference for detected concentrations between the two GC Columns. The higher of the two values is reported on Form I and flagged with a "P".
N	This flag indicates presumptive evidence of a compound. This is only used for tentatively identified compounds (TICs), where the identification is based on a mass spectral library search. It applies to all TIC results. For generic characterization of a TIC, such as chlorinated hydrocarbon, the flag is not used.
H	Indicates sample was received and/or analyzed outside of The method allowable holding time

American Analytical Laboratories, LLC.

Date: 11-Jan-06

CLIENT:	Scientific Applications International Corp.	Client Sample ID:	EW13D/175/-13
Lab Order:	0601102	Tag Number:	08287
Project:	Claremont	Collection Date:	1/11/2006 11:05:00 AM
Lab ID:	0601102-01A	Date Received:	1/11/2006
		Matrix:	LIQUID

Analyses	Result	Limit	Qual	Units	DF	Date Analyzed
VOLATILES SW-846 METHOD 8260		SW8260B		Analyst: SB		
1,1,1,2-Tetrachloroethane	U	1.0		µg/L	1	1/11/2006 12:09:00 PM
1,1,1-Trichloroethane	U	1.0		µg/L	1	1/11/2006 12:09:00 PM
1,1,2,2-Tetrachloroethane	U	1.0		µg/L	1	1/11/2006 12:09:00 PM
1,1,2-Trichloroethane	U	1.0		µg/L	1	1/11/2006 12:09:00 PM
1,1-Dichloroethane	U	1.0		µg/L	1	1/11/2006 12:09:00 PM
1,1-Dichloroethene	U	1.0		µg/L	1	1/11/2006 12:09:00 PM
1,2-Dibromoethane	U	1.0		µg/L	1	1/11/2006 12:09:00 PM
1,2-Dichloroethane	U	1.0		µg/L	1	1/11/2006 12:09:00 PM
1,2-Dichloropropane	U	1.0		µg/L	1	1/11/2006 12:09:00 PM
2-Butanone	U	1.0		µg/L	1	1/11/2006 12:09:00 PM
2-Hexanone	U	1.0		µg/L	1	1/11/2006 12:09:00 PM
4-Methyl-2-pentanone	U	1.0		µg/L	1	1/11/2006 12:09:00 PM
Acetone	U	1.0		µg/L	1	1/11/2006 12:09:00 PM
Acrylonitrile	U	1.0		µg/L	1	1/11/2006 12:09:00 PM
Benzene	U	1.0		µg/L	1	1/11/2006 12:09:00 PM
Bromochloromethane	U	1.0		µg/L	1	1/11/2006 12:09:00 PM
Bromodichloromethane	U	1.0		µg/L	1	1/11/2006 12:09:00 PM
Bromoform	U	1.0		µg/L	1	1/11/2006 12:09:00 PM
Bromomethane	U	1.0		µg/L	1	1/11/2006 12:09:00 PM
Carbon disulfide	U	1.0		µg/L	1	1/11/2006 12:09:00 PM
Carbon tetrachloride	U	1.0		µg/L	1	1/11/2006 12:09:00 PM
Chlorobenzene	U	1.0		µg/L	1	1/11/2006 12:09:00 PM
Chloroethane	U	1.0		µg/L	1	1/11/2006 12:09:00 PM
Chloroform	U	1.0		µg/L	1	1/11/2006 12:09:00 PM
Chloromethane	U	1.0		µg/L	1	1/11/2006 12:09:00 PM
cis-1,2-Dichloroethene	U	1.0		µg/L	1	1/11/2006 12:09:00 PM
cis-1,3-Dichloropropene	U	1.0		µg/L	1	1/11/2006 12:09:00 PM
Dibromochloromethane	U	1.0		µg/L	1	1/11/2006 12:09:00 PM
Ethylbenzene	U	1.0		µg/L	1	1/11/2006 12:09:00 PM
m,p-Xylene	U	2.0		µg/L	1	1/11/2006 12:09:00 PM
Methyl tert-butyl ether	U	1.0		µg/L	1	1/11/2006 12:09:00 PM
Methylene chloride	U	1.0	B	µg/L	1	1/11/2006 12:09:00 PM
o-Xylene	U	1.0		µg/L	1	1/11/2006 12:09:00 PM
Styrene	U	1.0		µg/L	1	1/11/2006 12:09:00 PM
Tetrachloroethene	U	1.0		µg/L	1	1/11/2006 12:09:00 PM
Toluene	U	1.0		µg/L	1	1/11/2006 12:09:00 PM
trans-1,2-Dichloroethene	U	1.0		µg/L	1	1/11/2006 12:09:00 PM
trans-1,3-Dichloropropene	U	1.0		µg/L	1	1/11/2006 12:09:00 PM
Trichloroethene	U	1.0		µg/L	1	1/11/2006 12:09:00 PM
Vinyl chloride	U	1.0		µg/L	1	1/11/2006 12:09:00 PM

Qualifiers:

*	Value exceeds Maximum Contaminant Level	B	Analyte detected in the associated Method Blank
E	Value above quantitation range	H	Holding times for preparation or analysis exceeded
J	Analyte detected below quantitation limits	ND	Not Detected at the Reporting Limit
S	Spike Recovery outside accepted recovery limits	U	Indicates the compound was analyzed for but not detected

Wednesday, January 11, 2006

Catherine Huss
Scientific Applications International Corp.
6310 Allertown Boulevard
Harrisburg, PA 17112
TEL: (717) 901-8806
FAX (717) 901-8102

RE: Claremont

Dear Catherine Huss:

Order No.: 0601112

American Analytical Laboratories, LLC. received 1 sample(s) on 1/11/2006 for the analyses presented in the following report.

Samples were analyzed in accordance with the test procedures documented on the chain of custody and detailed throughout the text of this report.

The limits provided in the data package are analytical reporting limits and not Federal or Local mandated values to which the sample results should be compared.

There were no problems with the analyses and all data for associated QC met laboratory specifications.

If you have any questions regarding these tests results, please do not hesitate to call (631) 454-6100 or email me directly at lbeyer@american-analytical.com.

Sincerely,



Lori Beyer
Lab Director

CLIENT: Scientific Applications International Corp.
Project: Claremont
Lab Order: 0601112

Work Order Sample Summary

Lab Sample ID	Client Sample ID	Tag Number	Collection Date	Date Received
0601112-01A	EW13D/195/-33	8288	1/11/2006 1:10:00 PM	1/11/2006

AMERICAN ANALYTICAL LABORATORIES, LLC

56 TOLEDO STREET

FARMINGDALE, NEW YORK 11735

TELEPHONE: (631) 454-6100 FAX: (631) 454-8027

DATA REPORTING QUALIFIERS

For reporting results, the following "Results Qualifiers" are used:

Value	If the result is greater than or equal to the detection limit, report the value
U	Indicates the compound was analyzed for but was not detected. Report the minimum detection limit for the sample with the U, i.e. "10U". This is not necessarily the instrument detection limit attainable for this particular sample based on any concentration or dilution that may have been required.
J	Indicates an estimated value. The flag is used: <ol style="list-style-type: none">(1) When estimating a concentration for a tentatively identified compound (library search hits, where a 1:1 response is assumed.)(2) When the mass spectral data indicated the identification, however the result was less than the specified detection limit greater than zero. If the detection limit was 10ug/L and a concentration of 3ug/L was calculated report as 3J. This flag is used when similar situations arise on any organic parameter i.e. Pesticide, PCBs and others.
B	Indicates the analyte was found in the blank as well as the sample report "10B".
E	Indicates the analytes concentration exceeds the calibrated range of the instrument for that specific analysis.
D	This flag identifies all compounds identified in an analysis at a secondary dilution factor.
P	This flag is used for Pesticide / PCB target analyte when there is >25% difference for detected concentrations between the two GC Columns. The higher of the two values is reported on Form I and flagged with a "P".
N	This flag indicates presumptive evidence of a compound. This is only used for tentatively identified compounds (TICs), where the identification is based on a mass spectral library search. It applies to all TIC results. For generic characterization of a TIC, such as chlorinated hydrocarbon, the flag is not used.
H	Indicates sample was received and/or analyzed outside of The method allowable holding time

American Analytical Laboratories, LLC.

Date: 11-Jan-06

CLIENT: Scientific Applications International Corp. **Client Sample ID:** EW13D/195/-33
Lab Order: 0601112 **Tag Number:** 8288
Project: Claremont **Collection Date:** 1/11/2006 1:10:00 PM
Lab ID: 0601112-01A **Date Received:** 1/11/2006 **Matrix:** LIQUID

Analyses	Result	Limit	Qual	Units	DF	Date Analyzed
VOLATILES SW-846 METHOD 8260		SW8260B		Analyst: SB		
1,1,1,2-Tetrachloroethane	U	1.0		µg/L	1	1/11/2006 2:06:00 PM
1,1,1-Trichloroethane	U	1.0		µg/L	1	1/11/2006 2:06:00 PM
1,1,2,2-Tetrachloroethane	U	1.0		µg/L	1	1/11/2006 2:06:00 PM
1,1,2-Trichloroethane	U	1.0		µg/L	1	1/11/2006 2:06:00 PM
1,1-Dichloroethane	U	1.0		µg/L	1	1/11/2006 2:06:00 PM
1,1-Dichloroethene	U	1.0		µg/L	1	1/11/2006 2:06:00 PM
1,2-Dibromoethane	U	1.0		µg/L	1	1/11/2006 2:06:00 PM
1,2-Dichloroethane	U	1.0		µg/L	1	1/11/2006 2:06:00 PM
1,2-Dichloropropane	U	1.0		µg/L	1	1/11/2006 2:06:00 PM
2-Butanone	U	1.0		µg/L	1	1/11/2006 2:06:00 PM
2-Hexanone	U	1.0		µg/L	1	1/11/2006 2:06:00 PM
4-Methyl-2-pentanone	U	1.0		µg/L	1	1/11/2006 2:06:00 PM
Acetone	U	1.0		µg/L	1	1/11/2006 2:06:00 PM
Acrylonitrile	U	1.0		µg/L	1	1/11/2006 2:06:00 PM
Benzene	U	1.0		µg/L	1	1/11/2006 2:06:00 PM
Bromochloromethane	U	1.0		µg/L	1	1/11/2006 2:06:00 PM
Bromodichloromethane	U	1.0		µg/L	1	1/11/2006 2:06:00 PM
Bromofom	U	1.0		µg/L	1	1/11/2006 2:06:00 PM
Bromomethane	U	1.0		µg/L	1	1/11/2006 2:06:00 PM
Carbon disulfide	U	1.0		µg/L	1	1/11/2006 2:06:00 PM
Carbon tetrachloride	U	1.0		µg/L	1	1/11/2006 2:06:00 PM
Chlorobenzene	U	1.0		µg/L	1	1/11/2006 2:06:00 PM
Chloroethane	U	1.0		µg/L	1	1/11/2006 2:06:00 PM
Chloroform	U	1.0		µg/L	1	1/11/2006 2:06:00 PM
Chloromethane	U	1.0		µg/L	1	1/11/2006 2:06:00 PM
cis-1,2-Dichloroethene	U	1.0		µg/L	1	1/11/2006 2:06:00 PM
cis-1,3-Dichloropropene	U	1.0		µg/L	1	1/11/2006 2:06:00 PM
Dibromochloromethane	U	1.0		µg/L	1	1/11/2006 2:06:00 PM
Ethylbenzene	U	1.0		µg/L	1	1/11/2006 2:06:00 PM
m,p-Xylene	U	2.0		µg/L	1	1/11/2006 2:06:00 PM
Methyl tert-butyl ether	U	1.0		µg/L	1	1/11/2006 2:06:00 PM
Methylene chloride	U	1.0	B	µg/L	1	1/11/2006 2:06:00 PM
o-Xylene	U	1.0		µg/L	1	1/11/2006 2:06:00 PM
Styrene	U	1.0		µg/L	1	1/11/2006 2:06:00 PM
Tetrachloroethene	U	1.0		µg/L	1	1/11/2006 2:06:00 PM
Toluene	U	1.0		µg/L	1	1/11/2006 2:06:00 PM
trans-1,2-Dichloroethene	U	1.0		µg/L	1	1/11/2006 2:06:00 PM
trans-1,3-Dichloropropene	U	1.0		µg/L	1	1/11/2006 2:06:00 PM
Trichloroethene	0.72	1.0	J	µg/L	1	1/11/2006 2:06:00 PM
Vinyl chloride	U	1.0		µg/L	1	1/11/2006 2:06:00 PM

Qualifiers: * Value exceeds Maximum Contaminant Level
 E Value above quantitation range
 J Analyte detected below quantitation limits
 S Spike Recovery outside accepted recovery limits
 B Analyte detected in the associated Method Blank
 H Holding times for preparation or analysis exceeded
 ND Not Detected at the Reporting Limit
 U Indicates the compound was analyzed for but not detected





NYSDOH 11418
NJDEP NY050
CTDOH PH-0205
PADEP 68-00573

Thursday, January 12, 2006

Catherine Huss
Scientific Applications International Corp.
6310 Allertown Boulevard
Harrisburg, PA 17112

TEL: (717) 901-8806
FAX (717) 901-8102

RE: Claremont

Order No.: 0601114

Dear Catherine Huss:

American Analytical Laboratories, LLC. received 1 sample(s) on 1/11/2006 for the analyses presented in the following report.

Samples were analyzed in accordance with the test procedures documented on the chain of custody and detailed throughout the text of this report.

The limits provided in the data package are analytical reporting limits and not Federal or Local mandated values to which the sample results should be compared.

There were no problems with the analyses and all data for associated QC met laboratory specifications.

If you have any questions regarding these tests results, please do not hesitate to call (631) 454-6100 or email me directly at lbeyer@american-analytical.com.

Sincerely,

Lori Beyer
Lab Director

CLIENT: Scientific Applications International Corp.
Project: Claremont
Lab Order: 0601114

Work Order Sample Summary

Lab Sample ID	Client Sample ID	Tag Number	Collection Date	Date Received
0601114-01A	EW13D/215/-53	8289	1/11/2006 3:15:00 PM	1/11/2006



56 TOLEDO STREET • FARMINGDALE, NEW YORK 11735
(631) 454-6100 • FAX (631) 454-8027

NYSDOH 11418
CTDOH PH-0205
NJDEP NY050
PADEP 68-573

TAG # / COC 08289

CHAIN OF CUSTODY / REQUEST FOR ANALYSIS DOCUMENT

CLIENT NAME/ADDRESS SAC		CONTACT:		SAMPLER (SIGNATURE) <i>C. Huso</i>		SAMPLE(S) SEALED		YES / NO	
PROJECT LOCATION: <i>Chenmond</i>		MATRIX		SAMPLER NAME (PRINT)		CORRECT CONTAINER(S)		YES / NO	

LABORATORY ID #	MATRIX	# CON-TAINERS	SAMPLING DATE/TIME	SAMPLE # - LOCATION	ANALYSIS REQUIRED	FOR METHANOL PRESERVED SAMPLES [VOLATILE VIAL #]
060114-1A	GW	2	1-11-06 / 15:34 15:15	EW3D / 215 / -53	NAC	

COOLER TEMPERATURE:

COMMENTS / INSTRUCTIONS

MATRIX S=SOIL; L=LIQUID; SL=SLUDGE; A-AIR; W=WIPE; P=PAINT CHIPS; B=BULK MATERIAL
TYPE G=GRAB; C=COMPOSITE, SS=SPLIT SPOON

TURNAROUND REQUIRED:
NORMAL STAT BY / /

RELINQUISHED BY (SIGNATURE) <i>Cathy Huso</i>	DATE 1-11-06 TIME 15:34	PRINTED NAME Cathy Huso	RECEIVED BY LAB (SIGNATURE) <i>[Signature]</i>	DATE 1-11-06 TIME 15:35	PRINTED NAME P. Antonia
RELINQUISHED BY (SIGNATURE)	DATE TIME	PRINTED NAME	RECEIVED BY LAB (SIGNATURE)	DATE TIME	PRINTED NAME

AMERICAN ANALYTICAL LABORATORIES, LLC

56 TOLEDO STREET

FARMINGDALE, NEW YORK 11735

TELEPHONE: (631) 454-6100 FAX: (631) 454-8027

DATA REPORTING QUALIFIERS

For reporting results, the following "Results Qualifiers" are used:

Value	If the result is greater than or equal to the detection limit, report the value
U	Indicates the compound was analyzed for but was not detected. Report the minimum detection limit for the sample with the U, i.e. "10U". This is not necessarily the instrument detection limit attainable for this particular sample based on any concentration or dilution that may have been required.
J	Indicates an estimated value. The flag is used: <ol style="list-style-type: none">(1) When estimating a concentration for a tentatively identified compound (library search hits, where a 1:1 response is assumed.)(2) When the mass spectral data indicated the identification, however the result was less than the specified detection limit greater than zero. If the detection limit was 10ug/L and a concentration of 3ug/L was calculated report as 3J. This flag is used when similar situations arise on any organic parameter i.e. Pesticide, PCBs and others.
B	Indicates the analyte was found in the blank as well as the sample report "10B".
E	Indicates the analytes concentration exceeds the calibrated range of the instrument for that specific analysis.
D	This flag identifies all compounds identified in an analysis at a secondary dilution factor.
P	This flag is used for Pesticide / PCB target analyte when there is >25% difference for detected concentrations between the two GC Columns. The higher of the two values is reported on Form I and flagged with a "P".
N	This flag indicates presumptive evidence of a compound. This is only used for tentatively identified compounds (TICs), where the identification is based on a mass spectral library search. It applies to all TIC results. For generic characterization of a TIC, such as chlorinated hydrocarbon, the flag is not used.
H	Indicates sample was received and/or analyzed outside of The method allowable holding time


American Analytical Laboratories, LLC.

Date: 12-Jan-06

CLIENT: Scientific Applications International Corp. **Client Sample ID:** EW13D/215/-53
Lab Order: 0601114 **Tag Number:** 8289
Project: Claremont **Collection Date:** 1/11/2006 3:15:00 PM
Lab ID: 0601114-01A **Date Received:** 1/11/2006 **Matrix:** LIQUID

Analyses	Result	Limit	Qual	Units	DF	Date Analyzed
VOLATILES SW-846 METHOD 8260		SW8260B		Analyst: SB		
1,1,1,2-Tetrachloroethane	U	1.0		µg/L	1	1/11/2006 4:39:00 PM
1,1,1-Trichloroethane	U	1.0		µg/L	1	1/11/2006 4:39:00 PM
1,1,2,2-Tetrachloroethane	U	1.0		µg/L	1	1/11/2006 4:39:00 PM
1,1,2-Trichloroethane	U	1.0		µg/L	1	1/11/2006 4:39:00 PM
1,1-Dichloroethane	U	1.0		µg/L	1	1/11/2006 4:39:00 PM
1,1-Dichloroethene	U	1.0		µg/L	1	1/11/2006 4:39:00 PM
1,2-Dibromoethane	U	1.0		µg/L	1	1/11/2006 4:39:00 PM
1,2-Dichloroethane	U	1.0		µg/L	1	1/11/2006 4:39:00 PM
1,2-Dichloropropane	U	1.0		µg/L	1	1/11/2006 4:39:00 PM
2-Butanone	U	1.0		µg/L	1	1/11/2006 4:39:00 PM
2-Hexanone	U	1.0		µg/L	1	1/11/2006 4:39:00 PM
4-Methyl-2-pentanone	U	1.0		µg/L	1	1/11/2006 4:39:00 PM
Acetone	U	1.0		µg/L	1	1/11/2006 4:39:00 PM
Acrylonitrile	U	1.0		µg/L	1	1/11/2006 4:39:00 PM
Benzene	U	1.0		µg/L	1	1/11/2006 4:39:00 PM
Bromochloromethane	U	1.0		µg/L	1	1/11/2006 4:39:00 PM
Bromodichloromethane	U	1.0		µg/L	1	1/11/2006 4:39:00 PM
Bromoform	U	1.0		µg/L	1	1/11/2006 4:39:00 PM
Bromomethane	U	1.0		µg/L	1	1/11/2006 4:39:00 PM
Carbon disulfide	U	1.0		µg/L	1	1/11/2006 4:39:00 PM
Carbon tetrachloride	U	1.0		µg/L	1	1/11/2006 4:39:00 PM
Chlorobenzene	U	1.0		µg/L	1	1/11/2006 4:39:00 PM
Chloroethane	U	1.0		µg/L	1	1/11/2006 4:39:00 PM
Chloroform	U	1.0		µg/L	1	1/11/2006 4:39:00 PM
Chloromethane	U	1.0		µg/L	1	1/11/2006 4:39:00 PM
cis-1,2-Dichloroethene	U	1.0		µg/L	1	1/11/2006 4:39:00 PM
cis-1,3-Dichloropropene	U	1.0		µg/L	1	1/11/2006 4:39:00 PM
Dibromochloromethane	U	1.0		µg/L	1	1/11/2006 4:39:00 PM
Ethylbenzene	U	1.0		µg/L	1	1/11/2006 4:39:00 PM
m,p-Xylene	U	2.0		µg/L	1	1/11/2006 4:39:00 PM
Methyl tert-butyl ether	U	1.0		µg/L	1	1/11/2006 4:39:00 PM
Methylene chloride	U	1.0	B	µg/L	1	1/11/2006 4:39:00 PM
o-Xylene	U	1.0		µg/L	1	1/11/2006 4:39:00 PM
Styrene	U	1.0		µg/L	1	1/11/2006 4:39:00 PM
Tetrachloroethene	0.42	1.0	J	µg/L	1	1/11/2006 4:39:00 PM
Toluene	U	1.0		µg/L	1	1/11/2006 4:39:00 PM
trans-1,2-Dichloroethene	U	1.0		µg/L	1	1/11/2006 4:39:00 PM
trans-1,3-Dichloropropene	U	1.0		µg/L	1	1/11/2006 4:39:00 PM
Trichloroethene	0.62	1.0	J	µg/L	1	1/11/2006 4:39:00 PM
Vinyl chloride	U	1.0		µg/L	1	1/11/2006 4:39:00 PM

Qualifiers: * Value exceeds Maximum Contaminant Level B Analyte detected in the associated Method Blank
 E Value above quantitation range H Holding times for preparation or analysis exceeded
 J Analyte detected below quantitation limits ND Not Detected at the Reporting Limit
 S Spike Recovery outside accepted recovery limits U Indicates the compound was analyzed for but not detected



NYSDOH 11418
NJDEP NY050
CTDOH PH-0205
PADEP 68-00573

Thursday, January 12, 2006

Catherine Huss
Scientific Applications International Corp.
6310 Allertown Boulevard
Harrisburg, PA 17112

TEL: (717) 901-8806

FAX (717) 901-8102

RE: Claremont

Order No.: 0601118

Dear Catherine Huss:

American Analytical Laboratories, LLC. received 1 sample(s) on 1/12/2006 for the analyses presented in the following report.

Samples were analyzed in accordance with the test procedures documented on the chain of custody and detailed throughout the text of this report.

The limits provided in the data package are analytical reporting limits and not Federal or Local mandated values to which the sample results should be compared.

There were no problems with the analyses and all data for associated QC met laboratory specifications.

If you have any questions regarding these tests results, please do not hesitate to call (631) 454-6100 or email me directly at lbeyer@american-analytical.com.

Sincerely,

Lori Beyer
Lab Director

CLIENT: Scientific Applications International Corp.
Project: Claremont
Lab Order: 0601118

Work Order Sample Summary

Lab Sample ID	Client Sample ID	Tag Number	Collection Date	Date Received
0601118-01A	EW13D/235/-73	8290	1/12/2006 8:05:00 AM	1/12/2006

CHAIN OF CUSTODY / REQUEST FOR ANALYSIS DOCUMENT

CLIENT NAME/ADDRESS SAIC		CONTACT: <i>C. Huns</i>		SAMPLE(S) SEALED YES / NO	
PROJECT LOCATION: <i>Claremont</i>		SAMPLER NAME (PRINT) <i>C. Huns</i>		CORRECT CONTAINER(S) YES / NO	
LABORATORY ID #	MATRIX	# CONTAINERS	SAMPLING DATE/TIME	SAMPLE # - LOCATION	FOR METHANOL PRESERVED SAMPLES [VOLATILE VIAL #] ANALYSIS REQUIRED VOGS
<i>9601118-1A</i>	<i>6W</i>	<i>2</i>	<i>1-12-06/805</i>	<i>EW13D/035/-73</i>	

RELINQUISHED BY (SIGNATURE) <i>Cathy Huns</i>		DATE <i>1-12-06</i>	TIME <i>820</i>	PRINTED NAME <i>Cathy Huns</i>
RELINQUISHED BY (SIGNATURE)		DATE	TIME	PRINTED NAME
RECEIVED BY LAB (SIGNATURE) <i>[Signature]</i>		DATE	TIME	PRINTED NAME <i>P Altonio</i>
RECEIVED BY LAB (SIGNATURE)		DATE	TIME	PRINTED NAME
TURNAROUND REQUIRED: NORMAL <input type="checkbox"/> STAT <input type="checkbox"/> BY <i>/ /</i>				
COMMENTS / INSTRUCTIONS <i>1/12/06</i>				
COOLER TEMPERATURE:				

AMERICAN ANALYTICAL LABORATORIES, LLC

56 TOLEDO STREET

FARMINGDALE, NEW YORK 11735

TELEPHONE: (631) 454-6100 FAX: (631) 454-8027

DATA REPORTING QUALIFIERS

For reporting results, the following "Results Qualifiers" are used:

Value	If the result is greater than or equal to the detection limit, report the value
U	Indicates the compound was analyzed for but was not detected. Report the minimum detection limit for the sample with the U, i.e. "10U". This is not necessarily the instrument detection limit attainable for this particular sample based on any concentration or dilution that may have been required.
J	Indicates an estimated value. The flag is used: <ol style="list-style-type: none">(1) When estimating a concentration for a tentatively identified compound (library search hits, where a 1:1 response is assumed.)(2) When the mass spectral data indicated the identification, however the result was less than the specified detection limit greater than zero. If the detection limit was 10ug/L and a concentration of 3ug/L was calculated report as 3J. This flag is used when similar situations arise on any organic parameter i.e. Pesticide, PCBs and others.
B	Indicates the analyte was found in the blank as well as the sample report "10B".
E	Indicates the analytes concentration exceeds the calibrated range of the instrument for that specific analysis.
D	This flag identifies all compounds identified in an analysis at a secondary dilution factor.
P	This flag is used for Pesticide / PCB target analyte when there is >25% difference for detected concentrations between the two GC Columns. The higher of the two values is reported on Form I and flagged with a "P".
N	This flag indicates presumptive evidence of a compound. This is only used for tentatively identified compounds (TICs), where the identification is based on a mass spectral library search. It applies to all TIC results. For generic characterization of a TIC, such as chlorinated hydrocarbon, the flag is not used.
H	Indicates sample was received and/or analyzed outside of The method allowable holding time

American Analytical Laboratories, LLC.

Date: 12-Jan-06

CLIENT: Scientific Applications International Corp. **Client Sample ID:** EW13D/235/-73
Lab Order: 0601118 **Tag Number:** 8290
Project: Claremont **Collection Date:** 1/12/2006 8:05:00 AM
Lab ID: 0601118-01A **Date Received:** 1/12/2006 **Matrix:** LIQUID

Analyses	Result	Limit	Qual	Units	DF	Date Analyzed
VOLATILES SW-846 METHOD 8260		SW8260B		Analyst: LDS		
1,1,1,2-Tetrachloroethane	U	1.0		µg/L	1	1/12/2006 9:23:00 AM
1,1,1-Trichloroethane	U	1.0		µg/L	1	1/12/2006 9:23:00 AM
1,1,2,2-Tetrachloroethane	U	1.0		µg/L	1	1/12/2006 9:23:00 AM
1,1,2-Trichloroethane	U	1.0		µg/L	1	1/12/2006 9:23:00 AM
1,1-Dichloroethane	U	1.0		µg/L	1	1/12/2006 9:23:00 AM
1,1-Dichloroethene	U	1.0		µg/L	1	1/12/2006 9:23:00 AM
1,2-Dibromoethane	U	1.0		µg/L	1	1/12/2006 9:23:00 AM
1,2-Dichloroethane	U	1.0		µg/L	1	1/12/2006 9:23:00 AM
1,2-Dichloropropane	U	1.0		µg/L	1	1/12/2006 9:23:00 AM
2-Butanone	U	1.0		µg/L	1	1/12/2006 9:23:00 AM
2-Hexanone	U	1.0		µg/L	1	1/12/2006 9:23:00 AM
4-Methyl-2-pentanone	U	1.0		µg/L	1	1/12/2006 9:23:00 AM
Acetone	U	1.0		µg/L	1	1/12/2006 9:23:00 AM
Acrylonitrile	U	1.0		µg/L	1	1/12/2006 9:23:00 AM
Benzene	U	1.0		µg/L	1	1/12/2006 9:23:00 AM
Bromochloromethane	U	1.0		µg/L	1	1/12/2006 9:23:00 AM
Bromodichloromethane	U	1.0		µg/L	1	1/12/2006 9:23:00 AM
Bromoform	U	1.0		µg/L	1	1/12/2006 9:23:00 AM
Bromomethane	U	1.0		µg/L	1	1/12/2006 9:23:00 AM
Carbon disulfide	U	1.0		µg/L	1	1/12/2006 9:23:00 AM
Carbon tetrachloride	U	1.0		µg/L	1	1/12/2006 9:23:00 AM
Chlorobenzene	U	1.0		µg/L	1	1/12/2006 9:23:00 AM
Chloroethane	U	1.0		µg/L	1	1/12/2006 9:23:00 AM
Chloroform	U	1.0		µg/L	1	1/12/2006 9:23:00 AM
Chloromethane	U	1.0		µg/L	1	1/12/2006 9:23:00 AM
cis-1,2-Dichloroethene	U	1.0		µg/L	1	1/12/2006 9:23:00 AM
cis-1,3-Dichloropropene	U	1.0		µg/L	1	1/12/2006 9:23:00 AM
Dibromochloromethane	U	1.0		µg/L	1	1/12/2006 9:23:00 AM
Ethylbenzene	U	1.0		µg/L	1	1/12/2006 9:23:00 AM
m,p-Xylene	U	2.0		µg/L	1	1/12/2006 9:23:00 AM
Methyl tert-butyl ether	U	1.0		µg/L	1	1/12/2006 9:23:00 AM
Methylene chloride	U	1.0		µg/L	1	1/12/2006 9:23:00 AM
o-Xylene	U	1.0		µg/L	1	1/12/2006 9:23:00 AM
Styrene	U	1.0		µg/L	1	1/12/2006 9:23:00 AM
Tetrachloroethene	U	1.0		µg/L	1	1/12/2006 9:23:00 AM
Toluene	U	1.0		µg/L	1	1/12/2006 9:23:00 AM
trans-1,2-Dichloroethene	U	1.0		µg/L	1	1/12/2006 9:23:00 AM
trans-1,3-Dichloropropene	U	1.0		µg/L	1	1/12/2006 9:23:00 AM
Trichloroethene	U	1.0		µg/L	1	1/12/2006 9:23:00 AM
Vinyl chloride	U	1.0		µg/L	1	1/12/2006 9:23:00 AM

Qualifiers: * Value exceeds Maximum Contaminant Level B Analyte detected in the associated Method Blank
E Value above quantitation range H Holding times for preparation or analysis exceeded
J Analyte detected below quantitation limits ND Not Detected at the Reporting Limit
S Spike Recovery outside accepted recovery limits U Indicates the compound was analyzed for but not detected



NYSDOH 11418
NJDEP NY050
CTDOH PH-0205
PADEP 68-00573

Thursday, January 12, 2006

Catherine Huss
Scientific Applications International Corp.
6310 Allertown Boulevard
Harrisburg, PA 17112
TEL: (717) 901-8806
FAX (717) 901-8102

RE: Claremont

Dear Catherine Huss:

Order No.: 0601129

American Analytical Laboratories, LLC. received 1 sample(s) on 1/12/2006 for the analyses presented in the following report.

Samples were analyzed in accordance with the test procedures documented on the chain of custody and detailed throughout the text of this report.

The limits provided in the data package are analytical reporting limits and not Federal or Local mandated values to which the sample results should be compared.

There were no problems with the analyses and all data for associated QC met laboratory specifications.

If you have any questions regarding these tests results, please do not hesitate to call (631) 454-6100 or email me directly at lbeyer@american-analytical.com.

Sincerely,

Lori Beyer
Lab Director

American Analytical Laboratories, LLC.

Date: 12-Jan-06

CLIENT: Scientific Applications International Corp.
Project: Claremont
Lab Order: 0601129

Work Order Sample Summary

Lab Sample ID	Client Sample ID	Tag Number	Collection Date	Date Received
0601129-01A	EW13D/255/-93	8320	1/12/2006 10:35:00 AM	1/12/2006
0601129-01B	EW13D/255/-93	8320	1/12/2006 10:35:00 AM	1/12/2006



56 TOLEDO STREET • FARMINGDALE, NEW YORK 11735
 (631) 454-6100 • FAX (631) 454-8027

NYSDOH 11418
 CTDOH PH-0205
 NJDEP NY050
 PADEP 68-573

TAG # / COC 08320

CHAIN OF CUSTODY / REQUEST FOR ANALYSIS DOCUMENT

CLIENT NAME/ADDRESS SAIC		CONTACT:		SAMPLER (SIGNATURE)		SAMPLE(S) SEALED	YES / NO
PROJECT LOCATION:		SAMPLER NAME (PRINT)		CORRECT CONTAINER(S)		YES / NO	
LABORATORY ID #		MATRIX	# CON-TAINERS	SAMPLING DATE/TIME	SAMPLE # - LOCATION	FOR METHANOL PRESERVED SAMPLES [VOLATILE VIAL #]	
	6W		2	1-12-06/1035	EW13D/255/-93		
<p>2 - un preserved for dissolved gases 2 - 1/2 filled for headspace</p>							
RELINQUISHED BY (SIGNATURE) <i>Cathy Huso</i>		DATE 1-12-06		PRINTED NAME Cathy Huso		DATE 1050	
RELINQUISHED BY (SIGNATURE)		DATE		PRINTED NAME		DATE	
RECEIVED BY LAB (SIGNATURE) <i>[Signature]</i>		DATE		PRINTED NAME LARRY SIMHA		DATE 1050	
RECEIVED BY LAB (SIGNATURE)		DATE		PRINTED NAME		DATE	
TURNAROUND REQUIRED: NORMAL <input type="checkbox"/> START BY / /		RECEIVED BY LAB (SIGNATURE)		DATE		PRINTED NAME	
COOLER TEMPERATURE:		COMMENTS / INSTRUCTIONS		DATE		PRINTED NAME	

11418
PH-0205
NY050
68-573

NYSDOH
CTDOH
NJDEP
PADEP

TAG # / COC 08325

NEW YORK 11735

REQUEST FOR ANALYSIS DOCUMENT

CLIENT NAME/ADDRESS: **AAL**
 CONTACT: **Lori Beyer**
 SAMPLER (SIGNATURE): _____
 SAMPLE(S) SEALED: YES / NO
 SAMPLER NAME (PRINT): _____
 CORRECT CONTAINER(S): YES / NO

PROJECT LOCATION: **0601129**
 ANALYSIS REQUIRED FOR METHANOL PRESERVED SAMPLES (VOLATILE VIAL #)

LABORATORY ID #	MATRIX	# CONTAINERS	SAMPLING DATE/TIME	SAMPLE # - LOCATION	ANALYSIS REQUIRED	FOR METHANOL PRESERVED SAMPLES (VOLATILE VIAL #)
L 2		2	11/25/06 10:35	0601129-1	X X X	

MATRIX S=SOIL; L=LIQUID; SL=SLUDGE; A-AIR; W=WIPE; P=PAINT CHIPS; B=BULK MATERIAL TYPE G=GRAB; C=COMPOSITE, SS=SPLIT SPOON		TURNAROUND REQUIRED: 11/3/06	COOLER TEMPERATURE: COMMENTS / INSTRUCTIONS
RELINQUISHED BY (SIGNATURE) [Signature] DATE/TIME: 11/25/06 10:25	RECEIVED BY LAB (SIGNATURE) [Signature] RECEIVED BY LAB (SIGNATURE) [Signature]	NORMAL <input type="checkbox"/> STAT <input type="checkbox"/> BY Filip	DATE/TIME: 11/25/06 10:26
RELINQUISHED BY (SIGNATURE) [Signature] DATE/TIME: 11/25/06 10:25	RECEIVED BY LAB (SIGNATURE) [Signature] RECEIVED BY LAB (SIGNATURE) [Signature]	DATE/TIME: 11/25/06 10:26	PRINTED NAME: Kyle G Beck PRINTED NAME: _____

Environmental Testing Laboratories, Inc.

208 Route 109, Farmingdale NY 11735
Phone - 631-249-1456 Fax - 631-249-8344

01/16/2006

Case Narrative

DISSOLVED GASES

The analysis was carried out at 76 degrees Fahrenheit and 1 atm.
Oxygen was analyzed using the SYI 5000 instrument (Oxygen analyzer).
Carbon dioxide was calculated using the head space method. The Henry's coefficient was 1714.
Carbon monoxide and methane were not detected.



AMERICAN ANALYTICAL LABORATORIES, LLC

56 TOLEDO STREET

FARMINGDALE, NEW YORK 11735

TELEPHONE: (631) 454-6100 FAX: (631) 454-8027

DATA REPORTING QUALIFIERS

For reporting results, the following "Results Qualifiers" are used:

Value	If the result is greater than or equal to the detection limit, report the value
U	Indicates the compound was analyzed for but was not detected. Report the minimum detection limit for the sample with the U, i.e. "10U". This is not necessarily the instrument detection limit attainable for this particular sample based on any concentration or dilution that may have been required.
J	Indicates an estimated value. The flag is used: <ol style="list-style-type: none">(1) When estimating a concentration for a tentatively identified compound (library search hits, where a 1:1 response is assumed.)(2) When the mass spectral data indicated the identification, however the result was less than the specified detection limit greater than zero. If the detection limit was 10ug/L and a concentration of 3ug/L was calculated report as 3J. This flag is used when similar situations arise on any organic parameter i.e. Pesticide, PCBs and others.
B	Indicates the analyte was found in the blank as well as the sample report "10B".
E	Indicates the analytes concentration exceeds the calibrated range of the instrument for that specific analysis.
D	This flag identifies all compounds identified in an analysis at a secondary dilution factor.
P	This flag is used for Pesticide / PCB target analyte when there is >25% difference for detected concentrations between the two GC Columns. The higher of the two values is reported on Form I and flagged with a "P".
N	This flag indicates presumptive evidence of a compound. This is only used for tentatively identified compounds (TICs), where the identification is based on a mass spectral library search. It applies to all TIC results. For generic characterization of a TIC, such as chlorinated hydrocarbon, the flag is not used.
H	Indicates sample was received and/or analyzed outside of The method allowable holding time

American Analytical Laboratories, LLC.

Date: 12-Jan-06

CLIENT: Scientific Applications International Corp. **Client Sample ID:** EW13D/255/-93
Lab Order: 0601129 **Tag Number:** 8320
Project: Claremont **Collection Date:** 1/12/2006 10:35:00 AM
Lab ID: 0601129-01A **Date Received:** 1/12/2006 **Matrix:** LIQUID

Analyses	Result	Limit	Qual	Units	DF	Date Analyzed
VOLATILES SW-846 METHOD 8260		SW8260B		Analyst: SB		
1,1,1,2-Tetrachloroethane	U	1.0		µg/L	1	1/12/2006 11:34:00 AM
1,1,1-Trichloroethane	U	1.0		µg/L	1	1/12/2006 11:34:00 AM
1,1,2,2-Tetrachloroethane	U	1.0		µg/L	1	1/12/2006 11:34:00 AM
1,1,2-Trichloroethane	U	1.0		µg/L	1	1/12/2006 11:34:00 AM
1,1-Dichloroethane	U	1.0		µg/L	1	1/12/2006 11:34:00 AM
1,1-Dichloroethene	U	1.0		µg/L	1	1/12/2006 11:34:00 AM
1,2-Dibromoethane	U	1.0		µg/L	1	1/12/2006 11:34:00 AM
1,2-Dichloroethane	U	1.0		µg/L	1	1/12/2006 11:34:00 AM
1,2-Dichloropropane	U	1.0		µg/L	1	1/12/2006 11:34:00 AM
2-Butanone	U	1.0		µg/L	1	1/12/2006 11:34:00 AM
2-Hexanone	U	1.0		µg/L	1	1/12/2006 11:34:00 AM
4-Methyl-2-pentanone	U	1.0		µg/L	1	1/12/2006 11:34:00 AM
Acetone	U	1.0		µg/L	1	1/12/2006 11:34:00 AM
Acrylonitrile	U	1.0		µg/L	1	1/12/2006 11:34:00 AM
Benzene	U	1.0		µg/L	1	1/12/2006 11:34:00 AM
Bromochloromethane	U	1.0		µg/L	1	1/12/2006 11:34:00 AM
Bromodichloromethane	U	1.0		µg/L	1	1/12/2006 11:34:00 AM
Bromoform	U	1.0		µg/L	1	1/12/2006 11:34:00 AM
Bromomethane	U	1.0		µg/L	1	1/12/2006 11:34:00 AM
Carbon disulfide	U	1.0		µg/L	1	1/12/2006 11:34:00 AM
Carbon tetrachloride	U	1.0		µg/L	1	1/12/2006 11:34:00 AM
Chlorobenzene	U	1.0		µg/L	1	1/12/2006 11:34:00 AM
Chloroethane	U	1.0		µg/L	1	1/12/2006 11:34:00 AM
Chloroform	U	1.0		µg/L	1	1/12/2006 11:34:00 AM
Chloromethane	U	1.0		µg/L	1	1/12/2006 11:34:00 AM
cis-1,2-Dichloroethene	U	1.0		µg/L	1	1/12/2006 11:34:00 AM
cis-1,3-Dichloropropene	U	1.0		µg/L	1	1/12/2006 11:34:00 AM
Dibromochloromethane	U	1.0		µg/L	1	1/12/2006 11:34:00 AM
Ethylbenzene	U	1.0		µg/L	1	1/12/2006 11:34:00 AM
m,p-Xylene	U	2.0		µg/L	1	1/12/2006 11:34:00 AM
Methyl tert-butyl ether	U	1.0		µg/L	1	1/12/2006 11:34:00 AM
Methylene chloride	U	1.0	B	µg/L	1	1/12/2006 11:34:00 AM
o-Xylene	U	1.0		µg/L	1	1/12/2006 11:34:00 AM
Styrene	U	1.0		µg/L	1	1/12/2006 11:34:00 AM
Tetrachloroethene	U	1.0		µg/L	1	1/12/2006 11:34:00 AM
Toluene	U	1.0		µg/L	1	1/12/2006 11:34:00 AM
trans-1,2-Dichloroethene	U	1.0		µg/L	1	1/12/2006 11:34:00 AM
trans-1,3-Dichloropropene	U	1.0		µg/L	1	1/12/2006 11:34:00 AM
Trichloroethene	U	1.0		µg/L	1	1/12/2006 11:34:00 AM
Vinyl chloride	U	1.0		µg/L	1	1/12/2006 11:34:00 AM

Qualifiers: * Value exceeds Maximum Contaminant Level
 E Value above quantitation range
 J Analyte detected below quantitation limits
 S Spike Recovery outside accepted recovery limits

B Analyte detected in the associated Method Blank
 H Holding times for preparation or analysis exceeded
 ND Not Detected at the Reporting Limit

U Indicates the compound was analyzed for but not detected



American Analytical Laboratories, LLC.

Date: 12-Jan-06

CLIENT: Scientific Applications International Corp. Client Sample ID: EW13D/255/-93
 Lab Order: 0601129 Tag Number: 8320
 Project: Claremont Collection Date: 1/12/2006 10:35:00 AM
 Lab ID: 0601129-01B Date Received: 1/12/2006 Matrix: LIQUID

Analyses	Result	Limit	Qual	Units	DF	Date Analyzed
VOLATILES SW-846 METHOD 8260		SW8260B		Analyst: SB		
1,1,1,2-Tetrachloroethane	U	1.0		ppbv	1	1/12/2006 12:24:00 PM
1,1,1-Trichloroethane	U	1.0		ppbv	1	1/12/2006 12:24:00 PM
1,1,2,2-Tetrachloroethane	U	1.0		ppbv	1	1/12/2006 12:24:00 PM
1,1,2-Trichloroethane	U	1.0		ppbv	1	1/12/2006 12:24:00 PM
1,1-Dichloroethane	U	1.0		ppbv	1	1/12/2006 12:24:00 PM
1,1-Dichloroethene	U	1.0		ppbv	1	1/12/2006 12:24:00 PM
1,2-Dibromoethane	U	1.0		ppbv	1	1/12/2006 12:24:00 PM
1,2-Dichloroethane	U	1.0		ppbv	1	1/12/2006 12:24:00 PM
1,2-Dichloropropane	U	1.0		ppbv	1	1/12/2006 12:24:00 PM
2-Butanone	U	1.0		ppbv	1	1/12/2006 12:24:00 PM
2-Hexanone	U	1.0		ppbv	1	1/12/2006 12:24:00 PM
4-Methyl-2-pentanone	U	1.0		ppbv	1	1/12/2006 12:24:00 PM
Acetone	U	1.0		ppbv	1	1/12/2006 12:24:00 PM
Acrylonitrile	U	1.0		ppbv	1	1/12/2006 12:24:00 PM
Benzene	U	1.0		ppbv	1	1/12/2006 12:24:00 PM
Bromochloromethane	U	1.0		ppbv	1	1/12/2006 12:24:00 PM
Bromodichloromethane	U	1.0		ppbv	1	1/12/2006 12:24:00 PM
Bromoform	U	1.0		ppbv	1	1/12/2006 12:24:00 PM
Bromomethane	U	1.0		ppbv	1	1/12/2006 12:24:00 PM
Carbon disulfide	U	1.0		ppbv	1	1/12/2006 12:24:00 PM
Carbon tetrachloride	U	1.0		ppbv	1	1/12/2006 12:24:00 PM
Chlorobenzene	U	1.0		ppbv	1	1/12/2006 12:24:00 PM
Chloroethane	U	1.0		ppbv	1	1/12/2006 12:24:00 PM
Chloroform	U	1.0		ppbv	1	1/12/2006 12:24:00 PM
Chloromethane	U	1.0		ppbv	1	1/12/2006 12:24:00 PM
cis-1,2-Dichloroethene	U	1.0		ppbv	1	1/12/2006 12:24:00 PM
cis-1,3-Dichloropropene	U	1.0		ppbv	1	1/12/2006 12:24:00 PM
Dibromochloromethane	U	1.0		ppbv	1	1/12/2006 12:24:00 PM
Ethylbenzene	U	1.0		ppbv	1	1/12/2006 12:24:00 PM
m,p-Xylene	U	2.0		ppbv	1	1/12/2006 12:24:00 PM
Methyl tert-butyl ether	U	1.0		ppbv	1	1/12/2006 12:24:00 PM
Methylene chloride	U	1.0	B	ppbv	1	1/12/2006 12:24:00 PM
o-Xylene	U	1.0		ppbv	1	1/12/2006 12:24:00 PM
Styrene	U	1.0		ppbv	1	1/12/2006 12:24:00 PM
Tetrachloroethene	U	1.0		ppbv	1	1/12/2006 12:24:00 PM
Toluene	U	1.0		ppbv	1	1/12/2006 12:24:00 PM
trans-1,2-Dichloroethene	U	1.0		ppbv	1	1/12/2006 12:24:00 PM
trans-1,3-Dichloropropene	U	1.0		ppbv	1	1/12/2006 12:24:00 PM
Trichloroethene	U	1.0		ppbv	1	1/12/2006 12:24:00 PM
Vinyl chloride	U	1.0		ppbv	1	1/12/2006 12:24:00 PM

Qualifiers: * Value exceeds Maximum Contaminant Level B Analyte detected in the associated Method Blank
 E Value above quantitation range H Holding times for preparation or analysis exceeded
 J Analyte detected below quantitation limits ND Not Detected at the Reporting Limit
 S Spike Recovery outside accepted recovery limits U Indicates the compound was analyzed for but not detected

Environmental Testing Laboratories, Inc.

208 Route 109, Farmingdale NY 11735
Phone - 631-249-1456 Fax - 631-249-8344

01/16/2006

TCD Head Space Analysis

Sample: 0601203-1

Client Sample ID: 0601129-1

Matrix: Liquid

Remarks:

Analyzed Date: 01/16/2006

Type: Grab

Collected: 01/12/2006 10:35

Analytical Results

Cas No	Analyte	File ID	MDL	Concentration	Units	Q
74-82-8	Methane	D -	0.0050	0.0050	ppm	U
630-08-0	Carbon Monoxide	D -	0.10	0.10	ppm	U
124-38-9	Carbon Dioxide	D -	0.10	2240	ppm	
7782-44-7	Oxygen	D -	0	7.87	ppm	



Thursday, January 12, 2006

Catherine Huss
Scientific Applications International Corp.
6310 Allertown Boulevard
Harrisburg, PA 17112

TEL: (717) 901-8806

FAX (717) 901-8102

RE: Claremont

Order No.: 0601135

Dear Catherine Huss:

American Analytical Laboratories, LLC. received 1 sample(s) on 1/12/2006 for the analyses presented in the following report.


Samples were analyzed in accordance with the test procedures documented on the chain of custody and detailed throughout the text of this report.

The limits provided in the data package are analytical reporting limits and not Federal or Local mandated values to which the sample results should be compared.

There were no problems with the analyses and all data for associated QC met laboratory specifications.

If you have any questions regarding these tests results, please do not hesitate to call (631) 454-6100 or email me directly at lbeyer@american-analytical.com.

Sincerely,



Lori Beyer
Lab Director

CLIENT: Scientific Applications International Corp.
Project: Claremont
Lab Order: 0601135

Work Order Sample Summary

Lab Sample ID	Client Sample ID	Tag Number	Collection Date	Date Received
0601135-01A	EW13D/275/-113	08321	1/12/2006 1:10:00 PM	1/12/2006

American Analytical Laboratories, LLC.

Date: 12-Jan-06

CLIENT:	Scientific Applications International Corp.	Client Sample ID:	EW13D/275/-113
Lab Order:	0601135	Tag Number:	08321
Project:	Claremont	Collection Date:	1/12/2006 1:10:00 PM
Lab ID:	0601135-01A	Date Received:	1/12/2006
		Matrix:	LIQUID

Analyses	Result	Limit	Qual	Units	DF	Date Analyzed
VOLATILES SW-846 METHOD 8260		SW8260B		Analyst: SB		
1,1,1,2-Tetrachloroethane	U	1.0		µg/L	1	1/12/2006 3:07:00 PM
1,1,1-Trichloroethane	3.4	1.0		µg/L	1	1/12/2006 3:07:00 PM
1,1,2,2-Tetrachloroethane	U	1.0		µg/L	1	1/12/2006 3:07:00 PM
1,1,2-Trichloroethane	U	1.0		µg/L	1	1/12/2006 3:07:00 PM
1,1-Dichloroethane	U	1.0		µg/L	1	1/12/2006 3:07:00 PM
1,1-Dichloroethene	2.8	1.0		µg/L	1	1/12/2006 3:07:00 PM
1,2-Dibromoethane	U	1.0		µg/L	1	1/12/2006 3:07:00 PM
1,2-Dichloroethane	U	1.0		µg/L	1	1/12/2006 3:07:00 PM
1,2-Dichloropropane	U	1.0		µg/L	1	1/12/2006 3:07:00 PM
2-Butanone	U	1.0		µg/L	1	1/12/2006 3:07:00 PM
2-Hexanone	U	1.0		µg/L	1	1/12/2006 3:07:00 PM
4-Methyl-2-pentanone	U	1.0		µg/L	1	1/12/2006 3:07:00 PM
Acetone	U	1.0		µg/L	1	1/12/2006 3:07:00 PM
Acrylonitrile	U	1.0		µg/L	1	1/12/2006 3:07:00 PM
Benzene	U	1.0		µg/L	1	1/12/2006 3:07:00 PM
Bromochloromethane	U	1.0		µg/L	1	1/12/2006 3:07:00 PM
Bromodichloromethane	U	1.0		µg/L	1	1/12/2006 3:07:00 PM
Bromoform	U	1.0		µg/L	1	1/12/2006 3:07:00 PM
Bromomethane	U	1.0		µg/L	1	1/12/2006 3:07:00 PM
Carbon disulfide	U	1.0		µg/L	1	1/12/2006 3:07:00 PM
Carbon tetrachloride	U	1.0		µg/L	1	1/12/2006 3:07:00 PM
Chlorobenzene	U	1.0		µg/L	1	1/12/2006 3:07:00 PM
Chloroethane	U	1.0		µg/L	1	1/12/2006 3:07:00 PM
Chloroform	U	1.0		µg/L	1	1/12/2006 3:07:00 PM
Chloromethane	U	1.0		µg/L	1	1/12/2006 3:07:00 PM
cis-1,2-Dichloroethene	7.5	1.0		µg/L	1	1/12/2006 3:07:00 PM
cis-1,3-Dichloropropene	U	1.0		µg/L	1	1/12/2006 3:07:00 PM
Dibromochloromethane	U	1.0		µg/L	1	1/12/2006 3:07:00 PM
Ethylbenzene	U	1.0		µg/L	1	1/12/2006 3:07:00 PM
m,p-Xylene	U	2.0		µg/L	1	1/12/2006 3:07:00 PM
Methyl tert-butyl ether	U	1.0		µg/L	1	1/12/2006 3:07:00 PM
Methylene chloride	10	1.0		µg/L	1	1/12/2006 3:07:00 PM
o-Xylene	U	1.0		µg/L	1	1/12/2006 3:07:00 PM
Styrene	U	1.0		µg/L	1	1/12/2006 3:07:00 PM
Tetrachloroethene	23	1.0		µg/L	1	1/12/2006 3:07:00 PM
Toluene	U	1.0		µg/L	1	1/12/2006 3:07:00 PM
trans-1,2-Dichloroethene	U	1.0		µg/L	1	1/12/2006 3:07:00 PM
trans-1,3-Dichloropropene	U	1.0		µg/L	1	1/12/2006 3:07:00 PM
Trichloroethene	150	1.0		µg/L	1	1/12/2006 3:07:00 PM
Vinyl chloride	U	1.0		µg/L	1	1/12/2006 3:07:00 PM

Qualifiers:	* Value exceeds Maximum Contaminant Level	B Analyte detected in the associated Method Blank
	E Value above quantitation range	H Holding times for preparation or analysis exceeded
	J Analyte detected below quantitation limits	ND Not Detected at the Reporting Limit
	S Spike Recovery outside accepted recovery limits	U Indicates the compound was analyzed for but not detected

Friday, January 13, 2006

Catherine Huss
Scientific Applications International Corp.
6310 Allertown Boulevard
Harrisburg, PA 17112

TEL: (717) 901-8806
FAX (717) 901-8102

RE: CLAREMONT

Order No.: 0601142

Dear Catherine Huss:

American Analytical Laboratories, LLC. received 1 sample(s) on 1/13/2006 for the analyses presented in the following report.

Samples were analyzed in accordance with the test procedures documented on the chain of custody and detailed throughout the text of this report.

The limits provided in the data package are analytical reporting limits and not Federal or Local mandated values to which the sample results should be compared.

There were no problems with the analyses and all data for associated QC met laboratory specifications.

If you have any questions regarding these tests results, please do not hesitate to call (631) 454-6100 or email me directly at lbeyer@american-analytical.com.

Sincerely,



Lori Beyer
Lab Director

CLIENT: Scientific Applications International Corp.
Project: CLAREMONT
Lab Order: 0601142

Work Order Sample Summary

Lab Sample ID	Client Sample ID	Tag Number	Collection Date	Date Received
0601142-01A	EW13D/295/-133	08322	1/12/2006 5:25:00 PM	1/13/2006



56 TOLEDO STREET • FARMINGDALE, NEW YORK 11735
(631) 454-6100 • FAX (631) 454-8027

NYSDOH 11418
CTDOH PH-0205
NJDEP NY050
PADEP 68-573

TAG # / COC 08322

CHAIN OF CUSTODY / REQUEST FOR ANALYSIS DOCUMENT

CLIENT NAME/ADDRESS SAC		CONTACT:		SAMPLE(S) SEALED		YES / NO
PROJECT LOCATION: <i>Claremont</i>		SAMPLER (SIGNATURE)		CORRECT CONTAINER(S)		YES / NO
		SAMPLER NAME (PRINT)				

LABORATORY ID #	MATRIX	# CON-TAINERS	SAMPLING DATE/TIME	SAMPLE # - LOCATION	ANALYSIS REQUIRED	FOR METHANOL PRESERVED SAMPLES [VOLATILE VIAL #]
0601142-01A	GW	2	1-12-06 / 17:25	EW13D / 295/-133	✓	

MATRIX S=SOIL; L=LIQUID; SL=SLUDGE; A-AIR; W=WIPE; P=PAINT CHIPS; B=BULK MATERIAL	TURNAROUND REQUIRED: NORMAL <input type="checkbox"/> STAY <input checked="" type="checkbox"/> BY / /	COOLER TEMPERATURE:
TYPE G=GRAB; C=COMPOSITE; SS=SPLIT SPOON	RECEIVED BY LAB (SIGNATURE) <i>[Signature]</i>	COMMENTS / INSTRUCTIONS
RELINQUISHED BY (SIGNATURE) <i>Cathy Huso</i>	DATE TIME 1-12-06 6:53	DATE TIME 1-13-06 6:53
RELINQUISHED BY (SIGNATURE) <i>Cathy Huso</i>	PRINTED NAME <i>Cathy Huso</i>	DATE TIME 1-13-06 6:53
	RECEIVED BY LAB (SIGNATURE) <i>[Signature]</i>	DATE TIME
	PRINTED NAME <i>Wendy Smith</i>	PRINTED NAME

AMERICAN ANALYTICAL LABORATORIES, LLC

56 TOLEDO STREET

FARMINGDALE, NEW YORK 11735

TELEPHONE: (631) 454-6100 FAX: (631) 454-8027

DATA REPORTING QUALIFIERS

For reporting results, the following "Results Qualifiers" are used:

Value	If the result is greater than or equal to the detection limit, report the value
U	Indicates the compound was analyzed for but was not detected. Report the minimum detection limit for the sample with the U, i.e. "10U". This is not necessarily the instrument detection limit attainable for this particular sample based on any concentration or dilution that may have been required.
J	Indicates an estimated value. The flag is used: <ol style="list-style-type: none">(1) When estimating a concentration for a tentatively identified compound (library search hits, where a 1:1 response is assumed.)(2) When the mass spectral data indicated the identification, however the result was less than the specified detection limit greater than zero. If the detection limit was 10ug/L and a concentration of 3ug/L was calculated report as 3J. This flag is used when similar situations arise on any organic parameter i.e. Pesticide, PCBs and others.
B	Indicates the analyte was found in the blank as well as the sample report "10B".
E	Indicates the analytes concentration exceeds the calibrated range of the instrument for that specific analysis.
D	This flag identifies all compounds identified in an analysis at a secondary dilution factor.
P	This flag is used for Pesticide / PCB target analyte when there is >25% difference for detected concentrations between the two GC Columns. The higher of the two values is reported on Form I and flagged with a "P".
N	This flag indicates presumptive evidence of a compound. This is only used for tentatively identified compounds (TICs), where the identification is based on a mass spectral library search. It applies to all TIC results. For generic characterization of a TIC, such as chlorinated hydrocarbon, the flag is not used.
H	Indicates sample was received and/or analyzed outside of The method allowable holding time

American Analytical Laboratories, LLC.

Date: 13-Jan-06

CLIENT: Scientific Applications International Corp. Client Sample ID: EW13D/295/-133
 Lab Order: 0601142 Tag Number: 08322
 Project: CLAREMONT Collection Date: 1/12/2006 5:25:00 PM
 Lab ID: 0601142-01A Date Received: 1/13/2006 Matrix: SOIL

Analyses	Result	Limit	Qual	Units	DF	Date Analyzed
VOLATILES SW-846 METHOD 8260		SW8260B		Analyst: SB		
1,1,1,2-Tetrachloroethane	U	1.0		µg/L	1	1/13/2006 7:49:00 AM
1,1,1-Trichloroethane	1.5	1.0		µg/L	1	1/13/2006 7:49:00 AM
1,1,2,2-Tetrachloroethane	U	1.0		µg/L	1	1/13/2006 7:49:00 AM
1,1,2-Trichloroethane	U	1.0		µg/L	1	1/13/2006 7:49:00 AM
1,1-Dichloroethane	U	1.0		µg/L	1	1/13/2006 7:49:00 AM
1,1-Dichloroethene	U	1.0		µg/L	1	1/13/2006 7:49:00 AM
1,2-Dibromoethane	U	1.0		µg/L	1	1/13/2006 7:49:00 AM
1,2-Dichloroethane	U	1.0		µg/L	1	1/13/2006 7:49:00 AM
1,2-Dichloropropane	U	1.0		µg/L	1	1/13/2006 7:49:00 AM
2-Butanone	U	1.0		µg/L	1	1/13/2006 7:49:00 AM
2-Hexanone	U	1.0		µg/L	1	1/13/2006 7:49:00 AM
4-Methyl-2-pentanone	U	1.0		µg/L	1	1/13/2006 7:49:00 AM
Acetone	U	1.0		µg/L	1	1/13/2006 7:49:00 AM
Acrylonitrile	U	1.0		µg/L	1	1/13/2006 7:49:00 AM
Benzene	U	1.0		µg/L	1	1/13/2006 7:49:00 AM
Bromochloromethane	U	1.0		µg/L	1	1/13/2006 7:49:00 AM
Bromodichloromethane	U	1.0		µg/L	1	1/13/2006 7:49:00 AM
Bromoform	U	1.0		µg/L	1	1/13/2006 7:49:00 AM
Bromomethane	U	1.0		µg/L	1	1/13/2006 7:49:00 AM
Carbon disulfide	U	1.0		µg/L	1	1/13/2006 7:49:00 AM
Carbon tetrachloride	U	1.0		µg/L	1	1/13/2006 7:49:00 AM
Chlorobenzene	U	1.0		µg/L	1	1/13/2006 7:49:00 AM
Chloroethane	U	1.0		µg/L	1	1/13/2006 7:49:00 AM
Chloroform	U	1.0		µg/L	1	1/13/2006 7:49:00 AM
Chloromethane	U	1.0		µg/L	1	1/13/2006 7:49:00 AM
cis-1,2-Dichloroethene	U	1.0		µg/L	1	1/13/2006 7:49:00 AM
cis-1,3-Dichloropropene	U	1.0		µg/L	1	1/13/2006 7:49:00 AM
Dibromochloromethane	U	1.0		µg/L	1	1/13/2006 7:49:00 AM
Ethylbenzene	U	1.0		µg/L	1	1/13/2006 7:49:00 AM
m,p-Xylene	U	2.0		µg/L	1	1/13/2006 7:49:00 AM
Methyl tert-butyl ether	U	1.0		µg/L	1	1/13/2006 7:49:00 AM
Methylene chloride	U	1.0	B	µg/L	1	1/13/2006 7:49:00 AM
o-Xylene	U	1.0		µg/L	1	1/13/2006 7:49:00 AM
Styrene	U	1.0		µg/L	1	1/13/2006 7:49:00 AM
Tetrachloroethene	4.6	1.0		µg/L	1	1/13/2006 7:49:00 AM
Toluene	U	1.0		µg/L	1	1/13/2006 7:49:00 AM
trans-1,2-Dichloroethene	U	1.0		µg/L	1	1/13/2006 7:49:00 AM
trans-1,3-Dichloropropene	U	1.0		µg/L	1	1/13/2006 7:49:00 AM
Trichloroethene	16	1.0		µg/L	1	1/13/2006 7:49:00 AM
Vinyl chloride	U	1.0		µg/L	1	1/13/2006 7:49:00 AM

Qualifiers: * Value exceeds Maximum Contaminant Level B Analyte detected in the associated Method Blank
 E Value above quantitation range H Holding times for preparation or analysis exceeded
 J Analyte detected below quantitation limits ND Not Detected at the Reporting Limit
 S Spike Recovery outside accepted recovery limits U Indicates the compound was analyzed for but not detected



NYSDOH 11418
NJDEP NY050
CTDOH PH-0205
PADEP 68-00573

Friday, January 13, 2006

Catherine Huss
Scientific Applications International Corp.
6310 Allertown Boulevard
Harrisburg, PA 17112

TEL: (717) 901-8806
FAX (717) 901-8102

RE: Claremont

Order No.: 0601148

Dear Catherine Huss:

American Analytical Laboratories, LLC. received 1 sample(s) on 1/13/2006 for the analyses presented in the following report.

Samples were analyzed in accordance with the test procedures documented on the chain of custody and detailed throughout the text of this report.

The limits provided in the data package are analytical reporting limits and not Federal or Local mandated values to which the sample results should be compared.

There were no problems with the analyses and all data for associated QC met laboratory specifications.

If you have any questions regarding these tests results, please do not hesitate to call (631) 454-6100 or email me directly at lbeyer@american-analytical.com.

Sincerely,

Lori Beyer
Lab Director

CLIENT: Scientific Applications International Corp.
Project: Claremont
Lab Order: 0601148

Work Order Sample Summary

Lab Sample ID	Client Sample ID	Tag Number	Collection Date	Date Received
0601148-01A	EW13D/315/-153	8323	1/13/2006 10:25:00 AM	1/13/2006

TAG # / COC 08323

56 TOLEDO STREET • FARMINGDALE, NEW YORK 11735
(631) 454-6100 • FAX (631) 454-8027



CHAIN OF CUSTODY / REQUEST FOR ANALYSIS DOCUMENT

CLIENT NAME/ADDRESS SAIC	CONTACT:
SAMPLER (SIGNATURE) <i>C. Hus</i>	
SAMPLER NAME (PRINT)	

PROJECT LOCATION: <i>Claremont</i>	ANALYSIS REQUIRED <i>VOC</i>	FOR METHANOL PRESERVED SAMPLES [VOLATILE VIAL #]	YES / NO
---------------------------------------	---------------------------------	--	----------

LABORATORY ID #	MATRIX	# CONTAINERS	SAMPLING DATE/TIME	SAMPLE # - LOCATION	COOLER TEMPERATURE:
0601148-1A	6W	2	1-13-06/1025	EW13D/315/-153	

RELINQUISHED BY (SIGNATURE) <i>Cathy Hus</i>	DATE/TIME 1-13-06/1043	PRINTED NAME <i>Cathy Hus</i>	RECEIVED BY LAB (SIGNATURE) <i>[Signature]</i>	DATE/TIME 1/13/06/1045	PRINTED NAME <i>P. Antonia</i>
RELINQUISHED BY (SIGNATURE)			RECEIVED BY LAB (SIGNATURE)		
DATE/TIME			DATE/TIME		

AMERICAN ANALYTICAL LABORATORIES, LLC

56 TOLEDO STREET

FARMINGDALE, NEW YORK 11735

TELEPHONE: (631) 454-6100 FAX: (631) 454-8027

DATA REPORTING QUALIFIERS

For reporting results, the following "Results Qualifiers" are used:

Value	If the result is greater than or equal to the detection limit, report the value
U	Indicates the compound was analyzed for but was not detected. Report the minimum detection limit for the sample with the U, i.e. "10U". This is not necessarily the instrument detection limit attainable for this particular sample based on any concentration or dilution that may have been required.
J	Indicates an estimated value. The flag is used: <ol style="list-style-type: none">(1) When estimating a concentration for a tentatively identified compound (library search hits, where a 1:1 response is assumed.)(2) When the mass spectral data indicated the identification, however the result was less than the specified detection limit greater than zero. If the detection limit was 10ug/L and a concentration of 3ug/L was calculated report as 3J. This flag is used when similar situations arise on any organic parameter i.e. Pesticide, PCBs and others.
B	Indicates the analyte was found in the blank as well as the sample report "10B".
E	Indicates the analytes concentration exceeds the calibrated range of the instrument for that specific analysis.
D	This flag identifies all compounds identified in an analysis at a secondary dilution factor.
P	This flag is used for Pesticide / PCB target analyte when there is >25% difference for detected concentrations between the two GC Columns. The higher of the two values is reported on Form I and flagged with a "P".
N	This flag indicates presumptive evidence of a compound. This is only used for tentatively identified compounds (TICs), where the identification is based on a mass spectral library search. It applies to all TIC results. For generic characterization of a TIC, such as chlorinated hydrocarbon, the flag is not used.
H	Indicates sample was received and/or analyzed outside of The method allowable holding time

American Analytical Laboratories, LLC.

Date: 13-Jan-06

CLIENT: Scientific Applications International Corp. Client Sample ID: EW13D/315/-153
 Lab Order: 0601148 Tag Number: 8323
 Project: Claremont Collection Date: 1/13/2006 10:25:00 AM
 Lab ID: 0601148-01A Date Received: 1/13/2006 Matrix: LIQUID

Analyses	Result	Limit	Qual	Units	DF	Date Analyzed
VOLATILES SW-846 METHOD 8260		SW8260B		Analyst: SB		
1,1,1,2-Tetrachloroethane	U	1.0		µg/L	1	1/13/2006 11:26:00 AM
1,1,1-Trichloroethane	1.7	1.0		µg/L	1	1/13/2006 11:26:00 AM
1,1,2,2-Tetrachloroethane	U	1.0		µg/L	1	1/13/2006 11:26:00 AM
1,1,2-Trichloroethane	U	1.0		µg/L	1	1/13/2006 11:26:00 AM
1,1-Dichloroethane	1.5	1.0		µg/L	1	1/13/2006 11:26:00 AM
1,1-Dichloroethene	U	1.0		µg/L	1	1/13/2006 11:26:00 AM
1,2-Dibromoethane	U	1.0		µg/L	1	1/13/2006 11:26:00 AM
1,2-Dichloroethane	U	1.0		µg/L	1	1/13/2006 11:26:00 AM
1,2-Dichloropropane	U	1.0		µg/L	1	1/13/2006 11:26:00 AM
2-Butanone	U	1.0		µg/L	1	1/13/2006 11:26:00 AM
2-Hexanone	U	1.0		µg/L	1	1/13/2006 11:26:00 AM
4-Methyl-2-pentanone	U	1.0		µg/L	1	1/13/2006 11:26:00 AM
Acetone	U	1.0		µg/L	1	1/13/2006 11:26:00 AM
Acrylonitrile	U	1.0		µg/L	1	1/13/2006 11:26:00 AM
Benzene	U	1.0		µg/L	1	1/13/2006 11:26:00 AM
Bromochloromethane	U	1.0		µg/L	1	1/13/2006 11:26:00 AM
Bromodichloromethane	U	1.0		µg/L	1	1/13/2006 11:26:00 AM
Bromoform	U	1.0		µg/L	1	1/13/2006 11:26:00 AM
Bromomethane	U	1.0		µg/L	1	1/13/2006 11:26:00 AM
Carbon disulfide	U	1.0		µg/L	1	1/13/2006 11:26:00 AM
Carbon tetrachloride	U	1.0		µg/L	1	1/13/2006 11:26:00 AM
Chlorobenzene	U	1.0		µg/L	1	1/13/2006 11:26:00 AM
Chloroethane	U	1.0		µg/L	1	1/13/2006 11:26:00 AM
Chloroform	U	1.0		µg/L	1	1/13/2006 11:26:00 AM
Chloromethane	U	1.0		µg/L	1	1/13/2006 11:26:00 AM
cis-1,2-Dichloroethene	U	1.0		µg/L	1	1/13/2006 11:26:00 AM
cis-1,3-Dichloropropene	U	1.0		µg/L	1	1/13/2006 11:26:00 AM
Dibromochloromethane	U	1.0		µg/L	1	1/13/2006 11:26:00 AM
Ethylbenzene	U	1.0		µg/L	1	1/13/2006 11:26:00 AM
m,p-Xylene	U	2.0		µg/L	1	1/13/2006 11:26:00 AM
Methyl tert-butyl ether	U	1.0		µg/L	1	1/13/2006 11:26:00 AM
Methylene chloride	U	1.0	B	µg/L	1	1/13/2006 11:26:00 AM
o-Xylene	U	1.0		µg/L	1	1/13/2006 11:26:00 AM
Styrene	U	1.0		µg/L	1	1/13/2006 11:26:00 AM
Tetrachloroethene	4.1	1.0		µg/L	1	1/13/2006 11:26:00 AM
Toluene	U	1.0	B	µg/L	1	1/13/2006 11:26:00 AM
trans-1,2-Dichloroethene	U	1.0		µg/L	1	1/13/2006 11:26:00 AM
trans-1,3-Dichloropropene	U	1.0		µg/L	1	1/13/2006 11:26:00 AM
Trichloroethene	29	1.0		µg/L	1	1/13/2006 11:26:00 AM
Vinyl chloride	U	1.0		µg/L	1	1/13/2006 11:26:00 AM

Qualifiers: * Value exceeds Maximum Contaminant Level B Analyte detected in the associated Method Blank
 E Value above quantitation range H Holding times for preparation or analysis exceeded
 J Analyte detected below quantitation limits ND Not Detected at the Reporting Limit
 S Spike Recovery outside accepted recovery limits U Indicates the compound was analyzed for but not detected

01/13/06

Friday, January 13, 2006

Catherine Huss
Scientific Applications International Corp.
6310 Allertown Boulevard
Harrisburg, PA 17112

TEL: (717) 901-8806

FAX (717) 901-8102

RE: Claremont

Order No.: 0601156

Dear Catherine Huss:

American Analytical Laboratories, LLC. received 1 sample(s) on 1/13/2006 for the analyses presented in the following report.


Samples were analyzed in accordance with the test procedures documented on the chain of custody and detailed throughout the text of this report.

The limits provided in the data package are analytical reporting limits and not Federal or Local mandated values to which the sample results should be compared.

There were no problems with the analyses and all data for associated QC met laboratory specifications.

If you have any questions regarding these tests results, please do not hesitate to call (631) 454-6100 or email me directly at lbeyer@american-analytical.com.

Sincerely,



Lori Beyer
Lab Director

CLIENT: Scientific Applications International Corp.
Project: Claremont
Lab Order: 0601156

Work Order Sample Summary

Lab Sample ID	Client Sample ID	Tag Number	Collection Date	Date Received
0601156-01A	EW13D/335/-173	08345	1/13/2006 12:45:00 PM	1/13/2006

CHAIN OF CUSTODY / REQUEST FOR ANALYSIS DOCUMENT

CLIENT NAME/ADDRESS SAIC		CONTACT:		SAMPLER (SIGNATURE)		SAMPLE(S) SEALED	YES / NO	
PROJECT LOCATION: Claremont		ANALYSIS REQUIRED 105		SAMPLER NAME (PRINT)		CORRECT CONTAINER(S)	YES / NO	
LABORATORY ID #	MATRIX	# CONTAINERS	SAMPLING DATE/TIME	SAMPLE # - LOCATION	FOR METHANOL PRESERVED SAMPLES (VOLATILE VIAL #)			
060156-1A	GW	2	1-13-06 / 1245	EW13D/335/-173				X

RELINQUISHED BY (SIGNATURE)		DATE TIME	PRINTED NAME	TURNAROUND REQUIRED:	COOLER TEMPERATURE:
Cathy Huss	1-13-06	1300	Cathy Huss	NORMAL <input type="checkbox"/> STATUS BY / /	
RELINQUISHED BY (SIGNATURE)	DATE TIME	PRINTED NAME	RECEIVED BY LAB (SIGNATURE)	RECEIVED BY LAB (SIGNATURE)	COMMENTS / INSTRUCTIONS
			CH	1303	DATE 1/13/06
					TIME 1303
					DATE 1/13/06
					PRINTED NAME
					DATE 1/13/06
					PRINTED NAME
					DATE
					TIME

AMERICAN ANALYTICAL LABORATORIES, LLC
56 TOLEDO STREET
FARMINGDALE, NEW YORK 11735
TELEPHONE: (631) 454-6100 FAX: (631) 454-8027

DATA REPORTING QUALIFIERS

For reporting results, the following "Results Qualifiers" are used:

Value	If the result is greater than or equal to the detection limit, report the value
U	Indicates the compound was analyzed for but was not detected. Report the minimum detection limit for the sample with the U, i.e. "10U". This is not necessarily the instrument detection limit attainable for this particular sample based on any concentration or dilution that may have been required.
J	Indicates an estimated value. The flag is used: <ol style="list-style-type: none">(1) When estimating a concentration for a tentatively identified compound (library search hits, where a 1:1 response is assumed.)(2) When the mass spectral data indicated the identification, however the result was less than the specified detection limit greater than zero. If the detection limit was 10ug/L and a concentration of 3ug/L was calculated report as 3J. This flag is used when similar situations arise on any organic parameter i.e. Pesticide, PCBs and others.
B	Indicates the analyte was found in the blank as well as the sample report "10B".
E	Indicates the analytes concentration exceeds the calibrated range of the instrument for that specific analysis.
D	This flag identifies all compounds identified in an analysis at a secondary dilution factor.
P	This flag is used for Pesticide / PCB target analyte when there is >25% difference for detected concentrations between the two GC Columns. The higher of the two values is reported on Form I and flagged with a "P".
N	This flag indicates presumptive evidence of a compound. This is only used for tentatively identified compounds (TICs), where the identification is based on a mass spectral library search. It applies to all TIC results. For generic characterization of a TIC, such as chlorinated hydrocarbon, the flag is not used.
H	Indicates sample was received and/or analyzed outside of The method allowable holding time

American Analytical Laboratories, LLC.

Date: 13-Jan-06

CLIENT: Scientific Applications International Corp. **Client Sample ID:** EW13D/335/-173
Lab Order: 0601156 **Tag Number:** 08345
Project: Claremont **Collection Date:** 1/13/2006 12:45:00 PM
Lab ID: 0601156-01A **Date Received:** 1/13/2006 **Matrix:** LIQUID

Analyses	Result	Limit	Qual	Units	DF	Date Analyzed
VOLATILES SW-846 METHOD 8260		SW8260B		Analyst: SB		
1,1,1,2-Tetrachloroethane	U	1.0		µg/L	1	1/13/2006 1:24:00 PM
1,1,1-Trichloroethane	U	1.0		µg/L	1	1/13/2006 1:24:00 PM
1,1,2,2-Tetrachloroethane	U	1.0		µg/L	1	1/13/2006 1:24:00 PM
1,1,2-Trichloroethane	U	1.0		µg/L	1	1/13/2006 1:24:00 PM
1,1-Dichloroethane	U	1.0		µg/L	1	1/13/2006 1:24:00 PM
1,1-Dichloroethene	U	1.0		µg/L	1	1/13/2006 1:24:00 PM
1,2-Dibromoethane	U	1.0		µg/L	1	1/13/2006 1:24:00 PM
1,2-Dichloroethane	U	1.0		µg/L	1	1/13/2006 1:24:00 PM
1,2-Dichloropropane	U	1.0		µg/L	1	1/13/2006 1:24:00 PM
2-Butanone	U	1.0		µg/L	1	1/13/2006 1:24:00 PM
2-Hexanone	U	1.0		µg/L	1	1/13/2006 1:24:00 PM
4-Methyl-2-pentanone	U	1.0		µg/L	1	1/13/2006 1:24:00 PM
Acetone	U	1.0		µg/L	1	1/13/2006 1:24:00 PM
Acrylonitrile	U	1.0		µg/L	1	1/13/2006 1:24:00 PM
Benzene	U	1.0		µg/L	1	1/13/2006 1:24:00 PM
Bromochloromethane	U	1.0		µg/L	1	1/13/2006 1:24:00 PM
Bromodichloromethane	U	1.0		µg/L	1	1/13/2006 1:24:00 PM
Bromoform	U	1.0		µg/L	1	1/13/2006 1:24:00 PM
Bromomethane	U	1.0		µg/L	1	1/13/2006 1:24:00 PM
Carbon disulfide	U	1.0		µg/L	1	1/13/2006 1:24:00 PM
Carbon tetrachloride	U	1.0		µg/L	1	1/13/2006 1:24:00 PM
Chlorobenzene	U	1.0		µg/L	1	1/13/2006 1:24:00 PM
Chloroethane	U	1.0		µg/L	1	1/13/2006 1:24:00 PM
Chloroform	U	1.0		µg/L	1	1/13/2006 1:24:00 PM
Chloromethane	U	1.0		µg/L	1	1/13/2006 1:24:00 PM
cis-1,2-Dichloroethene	U	1.0		µg/L	1	1/13/2006 1:24:00 PM
cis-1,3-Dichloropropene	U	1.0		µg/L	1	1/13/2006 1:24:00 PM
Dibromochloromethane	U	1.0		µg/L	1	1/13/2006 1:24:00 PM
Ethylbenzene	U	1.0		µg/L	1	1/13/2006 1:24:00 PM
m,p-Xylene	U	2.0		µg/L	1	1/13/2006 1:24:00 PM
Methyl tert-butyl ether	U	1.0		µg/L	1	1/13/2006 1:24:00 PM
Methylene chloride	U	1.0	B	µg/L	1	1/13/2006 1:24:00 PM
o-Xylene	U	1.0		µg/L	1	1/13/2006 1:24:00 PM
Styrene	U	1.0		µg/L	1	1/13/2006 1:24:00 PM
Tetrachloroethene	0.45	1.0	J	µg/L	1	1/13/2006 1:24:00 PM
Toluene	U	1.0		µg/L	1	1/13/2006 1:24:00 PM
trans-1,2-Dichloroethene	U	1.0		µg/L	1	1/13/2006 1:24:00 PM
trans-1,3-Dichloropropene	U	1.0		µg/L	1	1/13/2006 1:24:00 PM
Trichloroethene	5.4	1.0		µg/L	1	1/13/2006 1:24:00 PM
Vinyl chloride	U	1.0		µg/L	1	1/13/2006 1:24:00 PM

Qualifiers:
 * Value exceeds Maximum Contaminant Level
 E Value above quantitation range
 J Analyte detected below quantitation limits
 S Spike Recovery outside accepted recovery limits

B Analyte detected in the associated Method Blank
 H Holding times for preparation or analysis exceeded
 ND Not Detected at the Reporting Limit
 U Indicates the compound was analyzed for but not detected



NYSDOH 11418
NJDEP NY050
CTDOH PH-0205
PADEP 68-00573

Friday, January 13, 2006

Catherine Huss
Scientific Applications International Corp.
6310 Allertown Boulevard
Harrisburg, PA 17112

TEL: (717) 901-8806

FAX (717) 901-8102

RE: Claremont

Order No.: 0601160

Dear Catherine Huss:

American Analytical Laboratories, LLC. received 1 sample(s) on 1/13/2006 for the analyses presented in the following report.

Samples were analyzed in accordance with the test procedures documented on the chain of custody and detailed throughout the text of this report.

The limits provided in the data package are analytical reporting limits and not Federal or Local mandated values to which the sample results should be compared.

There were no problems with the analyses and all data for associated QC met laboratory specifications.

If you have any questions regarding these tests results, please do not hesitate to call (631) 454-6100 or email me directly at lbeyer@american-analytical.com.

Sincerely,

Lori Beyer
Lab Director

CLIENT: Scientific Applications International Corp.
Project: Claremont
Lab Order: 0601160

Work Order Sample Summary

Lab Sample ID	Client Sample ID	Tag Number	Collection Date	Date Received
0601160-01A	EW13D/355/-193	8346	1/13/2006 3:45:00 PM	1/13/2006

AMERICAN ANALYTICAL LABORATORIES, LLC

56 TOLEDO STREET

FARMINGDALE, NEW YORK 11735

TELEPHONE: (631) 454-6100 FAX: (631) 454-8027

DATA REPORTING QUALIFIERS

For reporting results, the following "Results Qualifiers" are used:

Value	If the result is greater than or equal to the detection limit, report the value
U	Indicates the compound was analyzed for but was not detected. Report the minimum detection limit for the sample with the U, i.e. "10U". This is not necessarily the instrument detection limit attainable for this particular sample based on any concentration or dilution that may have been required.
J	Indicates an estimated value. The flag is used: <ol style="list-style-type: none">(1) When estimating a concentration for a tentatively identified compound (library search hits, where a 1:1 response is assumed.)(2) When the mass spectral data indicated the identification, however the result was less than the specified detection limit greater than zero. If the detection limit was 10ug/L and a concentration of 3ug/L was calculated report as 3J. This flag is used when similar situations arise on any organic parameter i.e. Pesticide, PCBs and others.
B	Indicates the analyte was found in the blank as well as the sample report "10B".
E	Indicates the analytes concentration exceeds the calibrated range of the instrument for that specific analysis.
D	This flag identifies all compounds identified in an analysis at a secondary dilution factor.
P	This flag is used for Pesticide / PCB target analyte when there is >25% difference for detected concentrations between the two GC Columns. The higher of the two values is reported on Form I and flagged with a "P".
N	This flag indicates presumptive evidence of a compound. This is only used for tentatively identified compounds (TICs), where the identification is based on a mass spectral library search. It applies to all TIC results. For generic characterization of a TIC, such as chlorinated hydrocarbon, the flag is not used.
H	Indicates sample was received and/or analyzed outside of The method allowable holding time

American Analytical Laboratories, LLC.

Date: 13-Jan-06

CLIENT: Scientific Applications International Corp. **Client Sample ID:** EW13D/355/-193
Lab Order: 0601160 **Tag Number:** 8346
Project: Claremont **Collection Date:** 1/13/2006 3:45:00 PM
Lab ID: 0601160-01A **Date Received:** 1/13/2006 **Matrix:** LIQUID

Analyses	Result	Limit	Qual	Units	DF	Date Analyzed
VOLATILES SW-846 METHOD 8260		SW8260B		Analyst: RN		
1,1,1,2-Tetrachloroethane	U	1.0		µg/L	1	1/13/2006 4:38:00 PM
1,1,1-Trichloroethane	U	1.0		µg/L	1	1/13/2006 4:38:00 PM
1,1,2,2-Tetrachloroethane	U	1.0		µg/L	1	1/13/2006 4:38:00 PM
1,1,2-Trichloroethane	U	1.0		µg/L	1	1/13/2006 4:38:00 PM
1,1-Dichloroethane	U	1.0		µg/L	1	1/13/2006 4:38:00 PM
1,1-Dichloroethene	U	1.0		µg/L	1	1/13/2006 4:38:00 PM
1,2-Dibromoethane	U	1.0		µg/L	1	1/13/2006 4:38:00 PM
1,2-Dichloroethane	U	1.0		µg/L	1	1/13/2006 4:38:00 PM
1,2-Dichloropropane	U	1.0		µg/L	1	1/13/2006 4:38:00 PM
2-Butanone	U	1.0		µg/L	1	1/13/2006 4:38:00 PM
2-Hexanone	U	1.0		µg/L	1	1/13/2006 4:38:00 PM
4-Methyl-2-pentanone	U	1.0		µg/L	1	1/13/2006 4:38:00 PM
Acetone	U	1.0		µg/L	1	1/13/2006 4:38:00 PM
Acrylonitrile	U	1.0		µg/L	1	1/13/2006 4:38:00 PM
Benzene	U	1.0		µg/L	1	1/13/2006 4:38:00 PM
Bromochloromethane	U	1.0		µg/L	1	1/13/2006 4:38:00 PM
Bromodichloromethane	U	1.0		µg/L	1	1/13/2006 4:38:00 PM
Bromoform	U	1.0		µg/L	1	1/13/2006 4:38:00 PM
Bromomethane	U	1.0		µg/L	1	1/13/2006 4:38:00 PM
Carbon disulfide	U	1.0		µg/L	1	1/13/2006 4:38:00 PM
Carbon tetrachloride	U	1.0		µg/L	1	1/13/2006 4:38:00 PM
Chlorobenzene	U	1.0		µg/L	1	1/13/2006 4:38:00 PM
Chloroethane	U	1.0		µg/L	1	1/13/2006 4:38:00 PM
Chloroform	U	1.0		µg/L	1	1/13/2006 4:38:00 PM
Chloromethane	U	1.0		µg/L	1	1/13/2006 4:38:00 PM
cis-1,2-Dichloroethene	U	1.0		µg/L	1	1/13/2006 4:38:00 PM
cis-1,3-Dichloropropene	U	1.0		µg/L	1	1/13/2006 4:38:00 PM
Dibromochloromethane	U	1.0		µg/L	1	1/13/2006 4:38:00 PM
Ethylbenzene	U	1.0		µg/L	1	1/13/2006 4:38:00 PM
m,p-Xylene	U	2.0		µg/L	1	1/13/2006 4:38:00 PM
Methyl tert-butyl ether	U	1.0		µg/L	1	1/13/2006 4:38:00 PM
Methylene chloride	U	1.0	B	µg/L	1	1/13/2006 4:38:00 PM
o-Xylene	U	1.0		µg/L	1	1/13/2006 4:38:00 PM
Styrene	U	1.0		µg/L	1	1/13/2006 4:38:00 PM
Tetrachloroethene	21	1.0		µg/L	1	1/13/2006 4:38:00 PM
Toluene	U	1.0		µg/L	1	1/13/2006 4:38:00 PM
trans-1,2-Dichloroethene	U	1.0		µg/L	1	1/13/2006 4:38:00 PM
trans-1,3-Dichloropropene	U	1.0		µg/L	1	1/13/2006 4:38:00 PM
Trichloroethene	110	1.0		µg/L	1	1/13/2006 4:38:00 PM
Vinyl chloride	U	1.0		µg/L	1	1/13/2006 4:38:00 PM

Qualifiers: * Value exceeds Maximum Contaminant Level
 E Value above quantitation range
 J Analyte detected below quantitation limits
 S Spike Recovery outside accepted recovery limits

B Analyte detected in the associated Method Blank
 H Holding times for preparation or analysis exceeded
 ND Not Detected at the Reporting Limit

U Indicates the compound was analyzed for but not detected

01/13/06

Monday, January 16, 2006

Catherine Huss
Scientific Applications International Corp.
6310 Allertown Boulevard
Harrisburg, PA 17112
TEL: (717) 901-8806
FAX (717) 901-8102

RE: Claremont

Dear Catherine Huss:

Order No.: 0601163

American Analytical Laboratories, LLC. received 1 sample(s) on 1/14/2006 for the analyses presented in the following report.

Samples were analyzed in accordance with the test procedures documented on the chain of custody and detailed throughout the text of this report.

The limits provided in the data package are analytical reporting limits and not Federal or Local mandated values to which the sample results should be compared.

There were no problems with the analyses and all data for associated QC met laboratory specifications.

If you have any questions regarding these tests results, please do not hesitate to call (631) 454-6100 or email me directly at lbeyer@american-analytical.com.

Sincerely,



Lori Beyer
Lab Director

American Analytical Laboratories, LLC.

Date: 16-Jan-06

CLIENT: Scientific Applications International Corp.
Project: Claremont
Lab Order: 0601163

Work Order Sample Summary

Lab Sample ID	Client Sample ID	Tag Number	Collection Date	Date Received
0601163-01A	EW13D/375/-213	08347	1/14/2006 11:50:00 AM	1/14/2006

CHAIN OF CUSTODY / REQUEST FOR ANALYSIS DOCUMENT

CLIENT NAME/ADDRESS SALC			CONTACT:				
PROJECT LOCATION: <i>Claremont</i>		ANALYSIS REQUIRED		FOR METHANOL PRESERVED SAMPLES [VOLATILE VIAL #]			
LABORATORY ID #	MATRIX	# CON-TAINERS	SAMPLING DATE/TIME	SAMPLE # - LOCATION	SAMPLER (SIGNATURE)	SAMPLE(S) SEALED	YES / NO
0601163-0A	GW	2	1-14-06 / 1150	EW 13D / 375 / -213	<i>YOC</i>		YES / NO
RELINQUISHED BY (SIGNATURE) <i>Cathy Hus</i>				PRINTED NAME <i>Cathy Hus</i>	DATE 1-14-06	TIME 1205	PRINTED NAME <i>ADRY SINHA</i>
RELINQUISHED BY (SIGNATURE)				PRINTED NAME	DATE	TIME	PRINTED NAME
MATRIX S=SOIL; L=LIQUID; SL=SLUDGE; A=AIR; W=WIPE; P=PAINT CHIPS; B=BULK MATERIAL TYPE G=GRAB; C=COMPOSITE; SS=SPLIT SPOON					TURNAROUND REQUIRED: NORMAL <input type="checkbox"/> STAT <input checked="" type="checkbox"/> BY / /	COOLER TEMPERATURE:	COMMENTS / INSTRUCTIONS

AMERICAN ANALYTICAL LABORATORIES, LLC

56 TOLEDO STREET

FARMINGDALE, NEW YORK 11735

TELEPHONE: (631) 454-6100

FAX: (631) 454-8027

DATA REPORTING QUALIFIERS

For reporting results, the following "Results Qualifiers" are used:

Value	If the result is greater than or equal to the detection limit, report the value
U	Indicates the compound was analyzed for but was not detected. Report the minimum detection limit for the sample with the U, i.e. "10U". This is not necessarily the instrument detection limit attainable for this particular sample based on any concentration or dilution that may have been required.
J	Indicates an estimated value. The flag is used: <ol style="list-style-type: none">(1) When estimating a concentration for a tentatively identified compound (library search hits, where a 1:1 response is assumed.)(2) When the mass spectral data indicated the identification, however the result was less than the specified detection limit greater than zero. If the detection limit was 10ug/L and a concentration of 3ug/L was calculated report as 3J. This flag is used when similar situations arise on any organic parameter i.e. Pesticide, PCBs and others.
B	Indicates the analyte was found in the blank as well as the sample report "10B".
E	Indicates the analytes concentration exceeds the calibrated range of the instrument for that specific analysis.
D	This flag identifies all compounds identified in an analysis at a secondary dilution factor.
P	This flag is used for Pesticide / PCB target analyte when there is >25% difference for detected concentrations between the two GC Columns. The higher of the two values is reported on Form I and flagged with a "P".
N	This flag indicates presumptive evidence of a compound. This is only used for tentatively identified compounds (TICs), where the identification is based on a mass spectral library search. It applies to all TIC results. For generic characterization of a TIC, such as chlorinated hydrocarbon, the flag is not used.
H	Indicates sample was received and/or analyzed outside of The method allowable holding time

American Analytical Laboratories, LLC.

Date: 16-Jan-06

CLIENT: Scientific Applications International Corp. **Client Sample ID:** EW13D/375/-213
Lab Order: 0601163 **Tag Number:** 08347
Project: Claremont **Collection Date:** 1/14/2006 11:50:00 AM
Lab ID: 0601163-01A **Date Received:** 1/14/2006 **Matrix:** LIQUID

Analyses	Result	Limit	Qual	Units	DF	Date Analyzed
VOLATILES SW-846 METHOD 8260		SW8260B		Analyst: LDS		
1,1,1,2-Tetrachloroethane	U	1.0		µg/L	1	1/14/2006 1:04:00 PM
1,1,1-Trichloroethane	U	1.0		µg/L	1	1/14/2006 1:04:00 PM
1,1,2,2-Tetrachloroethane	U	1.0		µg/L	1	1/14/2006 1:04:00 PM
1,1,2-Trichloroethane	U	1.0		µg/L	1	1/14/2006 1:04:00 PM
1,1-Dichloroethane	U	1.0		µg/L	1	1/14/2006 1:04:00 PM
1,1-Dichloroethene	U	1.0		µg/L	1	1/14/2006 1:04:00 PM
1,2-Dibromoethane	U	1.0		µg/L	1	1/14/2006 1:04:00 PM
1,2-Dichloroethane	U	1.0		µg/L	1	1/14/2006 1:04:00 PM
1,2-Dichloropropane	U	1.0		µg/L	1	1/14/2006 1:04:00 PM
2-Butanone	U	1.0		µg/L	1	1/14/2006 1:04:00 PM
2-Hexanone	U	1.0		µg/L	1	1/14/2006 1:04:00 PM
4-Methyl-2-pentanone	U	1.0		µg/L	1	1/14/2006 1:04:00 PM
Acetone	U	1.0		µg/L	1	1/14/2006 1:04:00 PM
Acrylonitrile	U	1.0		µg/L	1	1/14/2006 1:04:00 PM
Benzene	U	1.0		µg/L	1	1/14/2006 1:04:00 PM
Bromochloromethane	U	1.0		µg/L	1	1/14/2006 1:04:00 PM
Bromodichloromethane	U	1.0		µg/L	1	1/14/2006 1:04:00 PM
Bromoform	U	1.0		µg/L	1	1/14/2006 1:04:00 PM
Bromomethane	U	1.0		µg/L	1	1/14/2006 1:04:00 PM
Carbon disulfide	U	1.0		µg/L	1	1/14/2006 1:04:00 PM
Carbon tetrachloride	U	1.0		µg/L	1	1/14/2006 1:04:00 PM
Chlorobenzene	U	1.0		µg/L	1	1/14/2006 1:04:00 PM
Chloroethane	U	1.0		µg/L	1	1/14/2006 1:04:00 PM
Chloroform	U	1.0		µg/L	1	1/14/2006 1:04:00 PM
Chloromethane	U	1.0		µg/L	1	1/14/2006 1:04:00 PM
cis-1,2-Dichloroethene	U	1.0		µg/L	1	1/14/2006 1:04:00 PM
cis-1,3-Dichloropropene	U	1.0		µg/L	1	1/14/2006 1:04:00 PM
Dibromochloromethane	U	1.0		µg/L	1	1/14/2006 1:04:00 PM
Ethylbenzene	U	1.0		µg/L	1	1/14/2006 1:04:00 PM
m,p-Xylene	U	2.0		µg/L	1	1/14/2006 1:04:00 PM
Methyl tert-butyl ether	U	1.0		µg/L	1	1/14/2006 1:04:00 PM
Methylene chloride	U	1.0		µg/L	1	1/14/2006 1:04:00 PM
o-Xylene	U	1.0		µg/L	1	1/14/2006 1:04:00 PM
Styrene	U	1.0		µg/L	1	1/14/2006 1:04:00 PM
Tetrachloroethene	18	1.0		µg/L	1	1/14/2006 1:04:00 PM
Toluene	U	1.0		µg/L	1	1/14/2006 1:04:00 PM
trans-1,2-Dichloroethene	U	1.0		µg/L	1	1/14/2006 1:04:00 PM
trans-1,3-Dichloropropene	U	1.0		µg/L	1	1/14/2006 1:04:00 PM
Trichloroethene	72	1.0		µg/L	1	1/14/2006 1:04:00 PM
Vinyl chloride	U	1.0		µg/L	1	1/14/2006 1:04:00 PM

Qualifiers: * Value exceeds Maximum Contaminant Level
 E Value above quantitation range
 J Analyte detected below quantitation limits
 S Spike Recovery outside accepted recovery limits
 B Analyte detected in the associated Method Blank
 H Holding times for preparation or analysis exceeded
 ND Not Detected at the Reporting Limit
 U Indicates the compound was analyzed for but not detected



Tuesday, May 09, 2006

Catherine Huss
Scientific Applications International Corp.
6310 Allentown Boulevard
Harrisburg, PA 17112

TEL: (717) 901-8806

FAX (717) 901-8102

RE: Claremont

Order No.: 0605044

Dear Catherine Huss:

American Analytical Laboratories, LLC. received 1 sample(s) on 5/4/2006 for the analyses presented in the following report.


Samples were analyzed in accordance with the test procedures documented on the chain of custody and detailed throughout the text of this report.

The limits provided in the data package are analytical reporting limits and not Federal or Local mandated values to which the sample results should be compared.

There were no problems with the analyses and all data for associated QC met laboratory specifications. If there are any exceptions a Case Narrative is provided in the report.

If you have any questions regarding these tests results, please do not hesitate to call (631) 454-6100 or email me directly at lbeyer@american-analytical.com.

Sincerely,



Lori Beyer
Lab Director

American Analytical Laboratories, LLC.

Date: 09-May-06

CLIENT: Scientific Applications International Corp.
Project: Claremont
Lab Order: 0605044

Work Order Sample Summary

Lab Sample ID	Client Sample ID	Tag Number	Date Collected	Date Received
0605044-01A	EW14D/55/44.7	9587	5/4/2006 9:55:00 AM	5/4/2006



56 TOLEDO STREET • FARMINGDALE, NEW YORK 11735
 (631) 454-6100 • FAX (631) 454-8027

NYSDOH 11418
 CTDOH PH-0205
 NJDEP NY050
 PADEP 68-573

TAG # / COC 09587

CHAIN OF CUSTODY / REQUEST FOR ANALYSIS DOCUMENT

CLIENT NAME/ADDRESS SAC		CONTACT:		SAMPLER (SIGNATURE) <i>Cathy Hus</i>		SAMPLE(S) SEALED	YES / NO
PROJECT LOCATION:		SAMPLING DATE/TIME		SAMPLER NAME (PRINT)		CORRECT CONTAINER(S)	YES / NO
LABORATORY ID #	MATRIX	# CONTAINERS	SAMPLE # - LOCATION	FOR METHANOL PRESERVED SAMPLES (VOLATILE VIAL #) ANALYSIS REQUIRED VOC			
0605044-1A	GW	2	5-4-06/955 EW14D/55/44.7				
RELINQUISHED BY (SIGNATURE) <i>Cathy Hus</i>		DATE 5-4-06	PRINTED NAME <i>Cathy Hus</i>	RECEIVED BY LAB (SIGNATURE) <i>P. Masri</i>		DATE 5/4/06	PRINTED NAME <i>P. Masri</i>
RELINQUISHED BY (SIGNATURE)		DATE 1003	PRINTED NAME	RECEIVED BY LAB (SIGNATURE)		DATE 10:04	PRINTED NAME
COOLER TEMPERATURE:				COMMENTS / INSTRUCTIONS			
MATRIX S=SOIL; L=LIQUID; SL=SLUDGE; A-AIR; W=WIPE; P=PAINT CHIPS; B=BULK MATERIAL				TURNAROUND REQUIRED:			
TYPE G=GRAB; C=COMPOSITE, SS=SPLIT SPOON				NORMAL <input type="checkbox"/> START <input checked="" type="checkbox"/> BY / /			

AMERICAN ANALYTICAL LABORATORIES, LLC

56 TOLEDO STREET

FARMINGDALE, NEW YORK 11735

TELEPHONE: (631) 454-6100 FAX: (631) 454-8027

DATA REPORTING QUALIFIERS

For reporting results, the following "Results Qualifiers" are used:

Value	If the result is greater than or equal to the detection limit, report the value
U	Indicates the compound was analyzed for but was not detected. Report the minimum detection limit for the sample with the U, i.e. "10U". This is not necessarily the instrument detection limit attainable for this particular sample based on any concentration or dilution that may have been required.
J	Indicates an estimated value. The flag is used: <ol style="list-style-type: none">(1) When estimating a concentration for a tentatively identified compound (library search hits, where a 1:1 response is assumed.)(2) When the mass spectral data indicated the identification, however the result was less than the specified detection limit greater than zero. If the detection limit was 10ug/L and a concentration of 3ug/L was calculated report as 3J. This flag is used when similar situations arise on any organic parameter i.e. Pesticide, PCBs and others.
B	Indicates the analyte was found in the blank as well as the sample report "10B".
E	Indicates the analytes concentration exceeds the calibrated range of the instrument for that specific analysis.
D	This flag identifies all compounds identified in an analysis at a secondary dilution factor.
P	This flag is used for Pesticide / PCB target analyte when there is >25% difference for detected concentrations between the two GC Columns. The higher of the two values is reported on Form I and flagged with a "P".
N	This flag indicates presumptive evidence of a compound. This is only used for tentatively identified compounds (TICs), where the identification is based on a mass spectral library search. It applies to all TIC results. For generic characterization of a TIC, such as chlorinated hydrocarbon, the flag is not used.
H	Indicates sample was received and/or analyzed outside of The method allowable holding time

American Analytical Laboratories, LLC.

Date: 09-May-06

CLIENT: Scientific Applications International Corp.
Lab Order: 0605044
Project: Claremont
Lab ID: 0605044-01A

Client Sample ID: EW14D/55/44.7
Tag Number: 9587
Collection Date: 5/4/2006 9:55:00 AM
Matrix: LIQUID

Analyses	Result	Limit	Qual	Units	DF	Date Analyzed
VOLATILE SW-846 METHOD 8260						
		SW8260B		SW5030A		Analyst: LDS
1,1,1,2-Tetrachloroethane	U	1.0		µg/L	1	5/4/2006 11:52:00 AM
1,1,1-Trichloroethane	U	1.0		µg/L	1	5/4/2006 11:52:00 AM
1,1,2,2-Tetrachloroethane	U	1.0		µg/L	1	5/4/2006 11:52:00 AM
1,1,2-Trichloroethane	U	1.0		µg/L	1	5/4/2006 11:52:00 AM
1,1-Dichloroethane	U	1.0		µg/L	1	5/4/2006 11:52:00 AM
1,1-Dichloroethene	U	1.0		µg/L	1	5/4/2006 11:52:00 AM
1,2-Dibromoethane	U	1.0		µg/L	1	5/4/2006 11:52:00 AM
1,2-Dichloroethane	U	1.0		µg/L	1	5/4/2006 11:52:00 AM
1,2-Dichloropropane	U	1.0		µg/L	1	5/4/2006 11:52:00 AM
2-Butanone	U	1.0		µg/L	1	5/4/2006 11:52:00 AM
2-Hexanone	U	1.0		µg/L	1	5/4/2006 11:52:00 AM
4-Methyl-2-pentanone	U	1.0		µg/L	1	5/4/2006 11:52:00 AM
Acetone	U	1.0		µg/L	1	5/4/2006 11:52:00 AM
Acrylonitrile	U	1.0		µg/L	1	5/4/2006 11:52:00 AM
Benzene	U	1.0		µg/L	1	5/4/2006 11:52:00 AM
Bromochloromethane	U	1.0		µg/L	1	5/4/2006 11:52:00 AM
Bromodichloromethane	U	1.0		µg/L	1	5/4/2006 11:52:00 AM
Bromoform	U	1.0		µg/L	1	5/4/2006 11:52:00 AM
Bromomethane	U	1.0		µg/L	1	5/4/2006 11:52:00 AM
Carbon disulfide	U	1.0		µg/L	1	5/4/2006 11:52:00 AM
Carbon tetrachloride	U	1.0		µg/L	1	5/4/2006 11:52:00 AM
Chlorobenzene	U	1.0		µg/L	1	5/4/2006 11:52:00 AM
Chloroethane	U	1.0		µg/L	1	5/4/2006 11:52:00 AM
Chloroform	U	1.0		µg/L	1	5/4/2006 11:52:00 AM
Chloromethane	U	1.0		µg/L	1	5/4/2006 11:52:00 AM
cis-1,2-Dichloroethene	U	1.0		µg/L	1	5/4/2006 11:52:00 AM
cis-1,3-Dichloropropene	U	1.0		µg/L	1	5/4/2006 11:52:00 AM
Dibromochloromethane	U	1.0		µg/L	1	5/4/2006 11:52:00 AM
Dichlorodifluoromethane	U	1.0		µg/L	1	5/4/2006 11:52:00 AM
Ethylbenzene	U	1.0		µg/L	1	5/4/2006 11:52:00 AM
m,p-Xylene	U	2.0		µg/L	1	5/4/2006 11:52:00 AM
Methyl tert-butyl ether	U	1.0		µg/L	1	5/4/2006 11:52:00 AM
Methylene chloride	22	1.0	B	µg/L	1	5/4/2006 11:52:00 AM
o-Xylene	U	1.0		µg/L	1	5/4/2006 11:52:00 AM
Styrene	U	1.0		µg/L	1	5/4/2006 11:52:00 AM
Tetrachloroethene	U	1.0		µg/L	1	5/4/2006 11:52:00 AM
Toluene	U	1.0		µg/L	1	5/4/2006 11:52:00 AM
trans-1,2-Dichloroethene	U	1.0		µg/L	1	5/4/2006 11:52:00 AM
trans-1,3-Dichloropropene	U	1.0		µg/L	1	5/4/2006 11:52:00 AM

Qualifiers:	B	Analyte detected in the associated Method Blank	E	Value above quantitation range
	H	Holding times for preparation or analysis exceeded	J	Analyte detected below quantitation limits
	ND	Not Detected at the Reporting Limit	S	Spike Recovery outside accepted recovery limits
	U	Indicates the compound was analyzed for but not detected	X	Value exceeds Maximum Contaminant Level

American Analytical Laboratories, LLC.


Date: 09-May-06

CLIENT: Scientific Applications International Corp.
Lab Order: 0605044
Project: Claremont
Lab ID: 0605044-01A

Client Sample ID: EW14D/55/44.7
Tag Number: 9587
Collection Date: 5/4/2006 9:55:00 AM
Matrix: LIQUID

Analyses	Result	Limit	Qual	Units	DF	Date Analyzed
VOLATILE SW-846 METHOD 8260						Analyst: LDS
Trichloroethene	U	1.0		µg/L	1	5/4/2006 11:52:00 AM
Vinyl chloride	U	1.0		µg/L	1	5/4/2006 11:52:00 AM

Qualifiers:	B	Analyte detected in the associated Method Blank	E	Value above quantitation range
	H	Holding times for preparation or analysis exceeded	J	Analyte detected below quantitation limits
	ND	Not Detected at the Reporting Limit	S	Spike Recovery outside accepted recovery limits
	U	Indicates the compound was analyzed for but not detected	X	Value exceeds Maximum Contaminant Level



NYSDOH 11418
NJDEP NY050
CTDOH PH-0205
PADEP 68-00573

Tuesday, May 09, 2006

Richard Cronce
Scientific Applications International Corp.
6310 Allentown Boulevard
Harrisburg, PA 17112
TEL: (717) 901-8852
FAX (717) 901-8105
RE: Claremont

Order No.: 0605048

Dear Richard Cronce:

American Analytical Laboratories, LLC. received 1 sample(s) on 5/4/2006 for the analyses presented in the following report.


Samples were analyzed in accordance with the test procedures documented on the chain of custody and detailed throughout the text of this report.

The limits provided in the data package are analytical reporting limits and not Federal or Local mandated values to which the sample results should be compared.

There were no problems with the analyses and all data for associated QC met laboratory specifications. If there are any exceptions a Case Narrative is provided in the report.

If you have any questions regarding these tests results, please do not hesitate to call (631) 454-6100 or email me directly at lbeyer@american-analytical.com.

Sincerely,


Lori Beyer
Lab Director

AMERICAN ANALYTICAL LABORATORIES, LLC

56 TOLEDO STREET

FARMINGDALE, NEW YORK 11735

TELEPHONE: (631) 454-6100 FAX: (631) 454-8027

DATA REPORTING QUALIFIERS

For reporting results, the following "Results Qualifiers" are used:

Value	If the result is greater than or equal to the detection limit, report the value
U	Indicates the compound was analyzed for but was not detected. Report the minimum detection limit for the sample with the U, i.e. "10U". This is not necessarily the instrument detection limit attainable for this particular sample based on any concentration or dilution that may have been required.
J	Indicates an estimated value. The flag is used: <ol style="list-style-type: none">(1) When estimating a concentration for a tentatively identified compound (library search hits, where a 1:1 response is assumed.)(2) When the mass spectral data indicated the identification, however the result was less than the specified detection limit greater than zero. If the detection limit was 10ug/L and a concentration of 3ug/L was calculated report as 3J. This flag is used when similar situations arise on any organic parameter i.e. Pesticide, PCBs and others.
B	Indicates the analyte was found in the blank as well as the sample report "10B".
E	Indicates the analytes concentration exceeds the calibrated range of the instrument for that specific analysis.
D	This flag identifies all compounds identified in an analysis at a secondary dilution factor.
P	This flag is used for Pesticide / PCB target analyte when there is >25% difference for detected concentrations between the two GC Columns. The higher of the two values is reported on Form I and flagged with a "P".
N	This flag indicates presumptive evidence of a compound. This is only used for tentatively identified compounds (TICs), where the identification is based on a mass spectral library search. It applies to all TIC results. For generic characterization of a TIC, such as chlorinated hydrocarbon, the flag is not used.
H	Indicates sample was received and/or analyzed outside of The method allowable holding time

American Analytical Laboratories, LLC.

Date: 09-May-06

CLIENT: Scientific Applications International Corp.
Lab Order: 0605048
Project: Claremont
Lab ID: 0605048-01A

Client Sample ID: EW14D/75/24.7
Tag Number: 9588
Collection Date: 5/4/2006 11:35:00 AM
Matrix: LIQUID

Analyses	Result	Limit	Qual	Units	DF	Date Analyzed
VOLATILE SW-846 METHOD 8260		SW8260B		SW5030A		Analyst: LDS
1,1,1,2-Tetrachloroethane	U	1.0		µg/L	1	5/4/2006 12:30:00 PM
1,1,1-Trichloroethane	U	1.0		µg/L	1	5/4/2006 12:30:00 PM
1,1,2,2-Tetrachloroethane	U	1.0		µg/L	1	5/4/2006 12:30:00 PM
1,1,2-Trichloroethane	U	1.0		µg/L	1	5/4/2006 12:30:00 PM
1,1-Dichloroethane	U	1.0		µg/L	1	5/4/2006 12:30:00 PM
1,1-Dichloroethene	U	1.0		µg/L	1	5/4/2006 12:30:00 PM
1,2-Dibromoethane	U	1.0		µg/L	1	5/4/2006 12:30:00 PM
1,2-Dichloroethane	U	1.0		µg/L	1	5/4/2006 12:30:00 PM
1,2-Dichloropropane	U	1.0		µg/L	1	5/4/2006 12:30:00 PM
2-Butanone	U	1.0		µg/L	1	5/4/2006 12:30:00 PM
2-Hexanone	U	1.0		µg/L	1	5/4/2006 12:30:00 PM
4-Methyl-2-pentanone	U	1.0		µg/L	1	5/4/2006 12:30:00 PM
Acetone	U	1.0		µg/L	1	5/4/2006 12:30:00 PM
Acrylonitrile	U	1.0		µg/L	1	5/4/2006 12:30:00 PM
Benzene	U	1.0		µg/L	1	5/4/2006 12:30:00 PM
Bromochloromethane	U	1.0		µg/L	1	5/4/2006 12:30:00 PM
Bromodichloromethane	U	1.0		µg/L	1	5/4/2006 12:30:00 PM
Bromoform	U	1.0		µg/L	1	5/4/2006 12:30:00 PM
Bromomethane	U	1.0		µg/L	1	5/4/2006 12:30:00 PM
Carbon disulfide	U	1.0		µg/L	1	5/4/2006 12:30:00 PM
Carbon tetrachloride	U	1.0		µg/L	1	5/4/2006 12:30:00 PM
Chlorobenzene	U	1.0		µg/L	1	5/4/2006 12:30:00 PM
Chloroethane	U	1.0		µg/L	1	5/4/2006 12:30:00 PM
Chloroform	U	1.0		µg/L	1	5/4/2006 12:30:00 PM
Chloromethane	U	1.0		µg/L	1	5/4/2006 12:30:00 PM
cis-1,2-Dichloroethene	U	1.0		µg/L	1	5/4/2006 12:30:00 PM
cis-1,3-Dichloropropene	U	1.0		µg/L	1	5/4/2006 12:30:00 PM
Dibromochloromethane	U	1.0		µg/L	1	5/4/2006 12:30:00 PM
Dichlorodifluoromethane	U	1.0		µg/L	1	5/4/2006 12:30:00 PM
Ethylbenzene	U	1.0		µg/L	1	5/4/2006 12:30:00 PM
m,p-Xylene	U	2.0		µg/L	1	5/4/2006 12:30:00 PM
Methyl tert-butyl ether	U	1.0		µg/L	1	5/4/2006 12:30:00 PM
Methylene chloride	25	1.0	B	µg/L	1	5/4/2006 12:30:00 PM
o-Xylene	U	1.0		µg/L	1	5/4/2006 12:30:00 PM
Styrene	U	1.0		µg/L	1	5/4/2006 12:30:00 PM
Tetrachloroethene	U	1.0		µg/L	1	5/4/2006 12:30:00 PM
Toluene	U	1.0		µg/L	1	5/4/2006 12:30:00 PM
trans-1,2-Dichloroethene	U	1.0		µg/L	1	5/4/2006 12:30:00 PM
trans-1,3-Dichloropropene	U	1.0		µg/L	1	5/4/2006 12:30:00 PM

Qualifiers: B Analyte detected in the associated Method Blank E Value above quantitation range
H Holding times for preparation or analysis exceeded J Analyte detected below quantitation limits
ND Not Detected at the Reporting Limit S Spike Recovery outside accepted recovery limits
U Indicates the compound was analyzed for but not detected X Value exceeds Maximum Contaminant Level


American Analytical Laboratories, LLC.

Date: 09-May-06

CLIENT:	Scientific Applications International Corp.	Client Sample ID:	EW14D/75/24.7
Lab Order:	0605048	Tag Number:	9588
Project:	Claremont	Collection Date:	5/4/2006 11:35:00 AM
Lab ID:	0605048-01A	Matrix:	LIQUID

Analyses	Result	Limit	Qual	Units	DF	Date Analyzed
VOLATILE SW-846 METHOD 8260						Analyst: LDS
Trichloroethene	U	1.0		µg/L	1	5/4/2006 12:30:00 PM
Vinyl chloride	U	1.0		µg/L	1	5/4/2006 12:30:00 PM

Qualifiers:	B	Analyte detected in the associated Method Blank	E	Value above quantitation range
	H	Holding times for preparation or analysis exceeded	J	Analyte detected below quantitation limits
	ND	Not Detected at the Reporting Limit	S	Spike Recovery outside accepted recovery limits
	U	Indicates the compound was analyzed for but not detected	X	Value exceeds Maximum Contaminant Level



NYSDOH 11418
NJDEP NY050
CTDOH PH-0205
PADEP 68-00573

Tuesday, May 09, 2006

Richard Cronce
Scientific Applications International Corp.
6310 Allentown Boulevard
Harrisburg, PA 17112

TEL: (717) 901-8852

FAX (717) 901-8105

RE: Claremont

Order No.: 0605052

Dear Richard Cronce:

American Analytical Laboratories, LLC. received 1 sample(s) on 5/4/2006 for the analyses presented in the following report.


Samples were analyzed in accordance with the test procedures documented on the chain of custody and detailed throughout the text of this report.

The limits provided in the data package are analytical reporting limits and not Federal or Local mandated values to which the sample results should be compared.

There were no problems with the analyses and all data for associated QC met laboratory specifications. If there are any exceptions a Case Narrative is provided in the report.

If you have any questions regarding these tests results, please do not hesitate to call (631) 454-6100 or email me directly at lbeyer@american-analytical.com.

Sincerely,


Lori Beyer
Lab Director

CLIENT: Scientific Applications International Corp.
Project: Claremont
Lab Order: 0605052

Work Order Sample Summary

Lab Sample ID	Client Sample ID	Tag Number	Date Collected	Date Received
0605052-01A	EW14D/95/4.7	9589	5/4/2006 1:50:00 PM	5/4/2006

AMERICAN ANALYTICAL LABORATORIES, LLC

56 TOLEDO STREET

FARMINGDALE, NEW YORK 11735

TELEPHONE: (631) 454-6100 FAX: (631) 454-8027

DATA REPORTING QUALIFIERS

For reporting results, the following "Results Qualifiers" are used:

Value	If the result is greater than or equal to the detection limit, report the value
U	Indicates the compound was analyzed for but was not detected. Report the minimum detection limit for the sample with the U, i.e. "10U". This is not necessarily the instrument detection limit attainable for this particular sample based on any concentration or dilution that may have been required.
J	Indicates an estimated value. The flag is used: <ol style="list-style-type: none">(1) When estimating a concentration for a tentatively identified compound (library search hits, where a 1:1 response is assumed.)(2) When the mass spectral data indicated the identification, however the result was less than the specified detection limit greater than zero. If the detection limit was 10ug/L and a concentration of 3ug/L was calculated report as 3J. This flag is used when similar situations arise on any organic parameter i.e. Pesticide, PCBs and others.
B	Indicates the analyte was found in the blank as well as the sample report "10B".
E	Indicates the analytes concentration exceeds the calibrated range of the instrument for that specific analysis.
D	This flag identifies all compounds identified in an analysis at a secondary dilution factor.
P	This flag is used for Pesticide / PCB target analyte when there is >25% difference for detected concentrations between the two GC Columns. The higher of the two values is reported on Form I and flagged with a "P".
N	This flag indicates presumptive evidence of a compound. This is only used for tentatively identified compounds (TICs), where the identification is based on a mass spectral library search. It applies to all TIC results. For generic characterization of a TIC, such as chlorinated hydrocarbon, the flag is not used.
H	Indicates sample was received and/or analyzed outside of The method allowable holding time

American Analytical Laboratories, LLC.

Date: 09-May-06

CLIENT: Scientific Applications International Corp.	Client Sample ID: EW14D/95/4.7
Lab Order: 0605052	Tag Number: 9589
Project: Claremont	Collection Date: 5/4/2006 1:50:00 PM
Lab ID: 0605052-01A	Matrix: LIQUID

Analyses	Result	Limit	Qual	Units	DF	Date Analyzed
VOLATILE SW-846 METHOD 8260		SW8260B		Analyst: RN		
1,1,1,2-Tetrachloroethane	U	1.0		µg/L	1	5/4/2006 2:58:00 PM
1,1,1-Trichloroethane	U	1.0		µg/L	1	5/4/2006 2:58:00 PM
1,1,2,2-Tetrachloroethane	U	1.0		µg/L	1	5/4/2006 2:58:00 PM
1,1,2-Trichloroethane	U	1.0		µg/L	1	5/4/2006 2:58:00 PM
1,1-Dichloroethane	U	1.0		µg/L	1	5/4/2006 2:58:00 PM
1,1-Dichloroethene	U	1.0		µg/L	1	5/4/2006 2:58:00 PM
1,2-Dibromoethane	U	1.0		µg/L	1	5/4/2006 2:58:00 PM
1,2-Dichloroethane	U	1.0		µg/L	1	5/4/2006 2:58:00 PM
1,2-Dichloropropane	U	1.0		µg/L	1	5/4/2006 2:58:00 PM
2-Butanone	U	1.0		µg/L	1	5/4/2006 2:58:00 PM
2-Hexanone	U	1.0		µg/L	1	5/4/2006 2:58:00 PM
4-Methyl-2-pentanone	U	1.0		µg/L	1	5/4/2006 2:58:00 PM
Acetone	U	1.0		µg/L	1	5/4/2006 2:58:00 PM
Acrylonitrile	U	1.0		µg/L	1	5/4/2006 2:58:00 PM
Benzene	U	1.0		µg/L	1	5/4/2006 2:58:00 PM
Bromochloromethane	U	1.0		µg/L	1	5/4/2006 2:58:00 PM
Bromodichloromethane	U	1.0		µg/L	1	5/4/2006 2:58:00 PM
Bromoform	U	1.0		µg/L	1	5/4/2006 2:58:00 PM
Bromomethane	U	1.0		µg/L	1	5/4/2006 2:58:00 PM
Carbon disulfide	U	1.0		µg/L	1	5/4/2006 2:58:00 PM
Carbon tetrachloride	U	1.0		µg/L	1	5/4/2006 2:58:00 PM
Chlorobenzene	U	1.0		µg/L	1	5/4/2006 2:58:00 PM
Chloroethane	U	1.0		µg/L	1	5/4/2006 2:58:00 PM
Chloroform	U	1.0		µg/L	1	5/4/2006 2:58:00 PM
Chloromethane	U	1.0		µg/L	1	5/4/2006 2:58:00 PM
cis-1,2-Dichloroethene	U	1.0		µg/L	1	5/4/2006 2:58:00 PM
cis-1,3-Dichloropropene	U	1.0		µg/L	1	5/4/2006 2:58:00 PM
Dibromochloromethane	U	1.0		µg/L	1	5/4/2006 2:58:00 PM
Dichlorodifluoromethane	U	1.0		µg/L	1	5/4/2006 2:58:00 PM
Ethylbenzene	U	1.0		µg/L	1	5/4/2006 2:58:00 PM
m,p-Xylene	U	2.0		µg/L	1	5/4/2006 2:58:00 PM
Methyl tert-butyl ether	U	1.0		µg/L	1	5/4/2006 2:58:00 PM
Methylene chloride	13	1.0	B	µg/L	1	5/4/2006 2:58:00 PM
o-Xylene	U	1.0		µg/L	1	5/4/2006 2:58:00 PM
Styrene	U	1.0		µg/L	1	5/4/2006 2:58:00 PM
Tetrachloroethene	U	1.0		µg/L	1	5/4/2006 2:58:00 PM
Toluene	U	1.0		µg/L	1	5/4/2006 2:58:00 PM
trans-1,2-Dichloroethene	U	1.0		µg/L	1	5/4/2006 2:58:00 PM
trans-1,3-Dichloropropene	U	1.0		µg/L	1	5/4/2006 2:58:00 PM

Qualifiers:	B Analyte detected in the associated Method Blank	E Value above quantitation range
	H Holding times for preparation or analysis exceeded	J Analyte detected below quantitation limits
	ND Not Detected at the Reporting Limit	S Spike Recovery outside accepted recovery limits
	U Indicates the compound was analyzed for but not detected	X Value exceeds Maximum Contaminant Level

American Analytical Laboratories, LLC.

Date: 09-May-06

CLIENT: Scientific Applications International Corp.
Lab Order: 0605052
Project: Claremont
Lab ID: 0605052-01A

Client Sample ID: EW14D/95/4.7
Tag Number: 9589
Collection Date: 5/4/2006 1:50:00 PM
Matrix: LIQUID

Analyses	Result	Limit	Qual	Units	DF	Date Analyzed
VOLATILE SW-846 METHOD 8260						
Trichloroethene	U	1.0		µg/L	1	5/4/2006 2:58:00 PM
Vinyl chloride	U	1.0		µg/L	1	5/4/2006 2:58:00 PM

SW8260B

Analyst: RN

Qualifiers: B Analyte detected in the associated Method Blank
H Holding times for preparation or analysis exceeded
ND Not Detected at the Reporting Limit
U Indicates the compound was analyzed for but not detected

E Value above quantitation range
J Analyte detected below quantitation limits
S Spike Recovery outside accepted recovery limits
X Value exceeds Maximum Contaminant Level

Tuesday, May 09, 2006

Richard Cronce
Scientific Applications International Corp.
6310 Allentown Boulevard
Harrisburg, PA 17112
TEL: (717) 901-8852
FAX (717) 901-8105

RE: Claremont

Order No.: 0605056

Dear Richard Cronce:

American Analytical Laboratories, LLC. received 2 sample(s) on 5/5/2006 for the analyses presented in the following report.


Samples were analyzed in accordance with the test procedures documented on the chain of custody and detailed throughout the text of this report.

The limits provided in the data package are analytical reporting limits and not Federal or Local mandated values to which the sample results should be compared.

There were no problems with the analyses and all data for associated QC met laboratory specifications. If there are any exceptions a Case Narrative is provided in the report.

If you have any questions regarding these tests results, please do not hesitate to call (631) 454-6100 or email me directly at lbeyer@american-analytical.com.

Sincerely,



Lori Beyer
Lab Director

CLIENT: Scientific Applications International Corp.
Project: Claremont
Lab Order: 0605056

Work Order Sample Summary

Lab Sample ID	Client Sample ID	Tag Number	Date Collected	Date Received
0605056-01A	EW14D/105/-5.3	09591	5/4/2006	5/5/2006
0605056-02A	EW14D/135/35.3	09591	5/5/2006	5/5/2006



56 TOLEDO STREET • FARMINGDALE, NEW YORK 11735
(631) 454-6100 • FAX (631) 454-8027

NYSDOH 11418
CTDOH PH-0205
NJDEP NY050
PADEP 68-573

TAG # / COC 09591

CHAIN OF CUSTODY / REQUEST FOR ANALYSIS DOCUMENT

CLIENT NAME/ADDRESS SALIC				CONTACT: <i>C. Huss</i>		SAMPLE(S) SEALED YES / NO	
				SAMPLER NAME (PRINT)		CORRECT CONTAINER(S) YES / NO	
PROJECT LOCATION:				FOR METHANOL PRESERVED SAMPLES [VOLATILE VIAL #]			
				ANALYSIS REQUIRED			
LABORATORY ID #	MATRIX	# CONTAINERS	SAMPLING DATE/TIME	SAMPLE # - LOCATION	TURNAROUND REQUIRED: NORMAL <input type="checkbox"/> STAT <input checked="" type="checkbox"/> BY / /	DATE TIME	PRINTED NAME
0605056-01A	GW	2	5-4-06/1627	EW14D/105/-53	RECEIVED BY LAB (SIGNATURE) <i>[Signature]</i>	5/5/06 9:07	<i>C. Huss</i>
0605056-02A	GW	2	5-5-06/1352	EW14D/135/-35.3	RECEIVED BY LAB (SIGNATURE) <i>[Signature]</i>	9:08	<i>J. GRAY</i>
COOLER TEMPERATURE:				COMMENTS / INSTRUCTIONS			
MATRIX S=SOIL; L=LIQUID; SL=SLUDGE; A=AIR; W=WIPE; P=PAINT CHIPS; B=BULK MATERIAL							
TYPE G=GRAB; C=COMPOSITE; SS=SPLIT SPOON							
RELINQUISHED BY (SIGNATURE) <i>C. Huss</i>				PRINTED NAME <i>C. Huss</i>		DATE TIME <i>5-5-06</i> <i>9:07</i>	
RELINQUISHED BY (SIGNATURE)				PRINTED NAME <i>J. GRAY</i>		DATE TIME <i>9:08</i>	

WHITE-OFFICE / CANARY-LAB / PINK-SAMPLE CUSTODIAN / GOLDENROD-CLIENT

AMERICAN ANALYTICAL LABORATORIES, LLC

56 TOLEDO STREET

FARMINGDALE, NEW YORK 11735

TELEPHONE: (631) 454-6100 FAX: (631) 454-8027

DATA REPORTING QUALIFIERS

For reporting results, the following "Results Qualifiers" are used:

Value	If the result is greater than or equal to the detection limit, report the value
U	Indicates the compound was analyzed for but was not detected. Report the minimum detection limit for the sample with the U, i.e. "10U". This is not necessarily the instrument detection limit attainable for this particular sample based on any concentration or dilution that may have been required.
J	Indicates an estimated value. The flag is used: <ol style="list-style-type: none">(1) When estimating a concentration for a tentatively identified compound (library search hits, where a 1:1 response is assumed.)(2) When the mass spectral data indicated the identification, however the result was less than the specified detection limit greater than zero. If the detection limit was 10ug/L and a concentration of 3ug/L was calculated report as 3J. This flag is used when similar situations arise on any organic parameter i.e. Pesticide, PCBs and others.
B	Indicates the analyte was found in the blank as well as the sample report "10B".
E	Indicates the analytes concentration exceeds the calibrated range of the instrument for that specific analysis.
D	This flag identifies all compounds identified in an analysis at a secondary dilution factor.
P	This flag is used for Pesticide / PCB target analyte when there is >25% difference for detected concentrations between the two GC Columns. The higher of the two values is reported on Form I and flagged with a "P".
N	This flag indicates presumptive evidence of a compound. This is only used for tentatively identified compounds (TICs), where the identification is based on a mass spectral library search. It applies to all TIC results. For generic characterization of a TIC, such as chlorinated hydrocarbon, the flag is not used.
H	Indicates sample was received and/or analyzed outside of The method allowable holding time

American Analytical Laboratories, LLC.

Date: 09-May-06

CLIENT: Scientific Applications International Corp.
Lab Order: 0605056
Project: Claremont
Lab ID: 0605056-01A

Client Sample ID: EW14D/105/-5.3
Tag Number: 09591
Collection Date: 5/4/2006
Matrix: LIQUID

Analyses	Result	Limit	Qual	Units	DF	Date Analyzed
VOLATILE SW-846 METHOD 8260		SW8260B		SW5030A		Analyst: LDS
1,1,1,2-Tetrachloroethane	U	1.0		µg/L	1	5/5/2006 9:56:00 AM
1,1,1-Trichloroethane	U	1.0		µg/L	1	5/5/2006 9:56:00 AM
1,1,2,2-Tetrachloroethane	U	1.0		µg/L	1	5/5/2006 9:56:00 AM
1,1,2-Trichloroethane	U	1.0		µg/L	1	5/5/2006 9:56:00 AM
1,1-Dichloroethane	U	1.0		µg/L	1	5/5/2006 9:56:00 AM
1,1-Dichloroethene	U	1.0		µg/L	1	5/5/2006 9:56:00 AM
1,2-Dibromoethane	U	1.0		µg/L	1	5/5/2006 9:56:00 AM
1,2-Dichloroethane	U	1.0		µg/L	1	5/5/2006 9:56:00 AM
1,2-Dichloropropane	U	1.0		µg/L	1	5/5/2006 9:56:00 AM
2-Butanone	U	1.0		µg/L	1	5/5/2006 9:56:00 AM
2-Hexanone	U	1.0		µg/L	1	5/5/2006 9:56:00 AM
4-Methyl-2-pentanone	U	1.0		µg/L	1	5/5/2006 9:56:00 AM
Acetone	U	1.0		µg/L	1	5/5/2006 9:56:00 AM
Acrylonitrile	U	1.0		µg/L	1	5/5/2006 9:56:00 AM
Benzene	U	1.0		µg/L	1	5/5/2006 9:56:00 AM
Bromochloromethane	U	1.0		µg/L	1	5/5/2006 9:56:00 AM
Bromodichloromethane	U	1.0		µg/L	1	5/5/2006 9:56:00 AM
Bromoform	U	1.0		µg/L	1	5/5/2006 9:56:00 AM
Bromomethane	U	1.0		µg/L	1	5/5/2006 9:56:00 AM
Carbon disulfide	U	1.0		µg/L	1	5/5/2006 9:56:00 AM
Carbon tetrachloride	U	1.0		µg/L	1	5/5/2006 9:56:00 AM
Chlorobenzene	U	1.0		µg/L	1	5/5/2006 9:56:00 AM
Chloroethane	U	1.0		µg/L	1	5/5/2006 9:56:00 AM
Chloroform	U	1.0		µg/L	1	5/5/2006 9:56:00 AM
Chloromethane	U	1.0		µg/L	1	5/5/2006 9:56:00 AM
cis-1,2-Dichloroethene	U	1.0		µg/L	1	5/5/2006 9:56:00 AM
cis-1,3-Dichloropropene	U	1.0		µg/L	1	5/5/2006 9:56:00 AM
Dibromochloromethane	U	1.0		µg/L	1	5/5/2006 9:56:00 AM
Dichlorodifluoromethane	U	1.0		µg/L	1	5/5/2006 9:56:00 AM
Ethylbenzene	U	1.0		µg/L	1	5/5/2006 9:56:00 AM
m,p-Xylene	U	2.0		µg/L	1	5/5/2006 9:56:00 AM
Methyl tert-butyl ether	U	1.0		µg/L	1	5/5/2006 9:56:00 AM
Methylene chloride	16	1.0	B	µg/L	1	5/5/2006 9:56:00 AM
o-Xylene	U	1.0		µg/L	1	5/5/2006 9:56:00 AM
Styrene	U	1.0		µg/L	1	5/5/2006 9:56:00 AM
Tetrachloroethene	U	1.0		µg/L	1	5/5/2006 9:56:00 AM
Toluene	U	1.0		µg/L	1	5/5/2006 9:56:00 AM
trans-1,2-Dichloroethene	U	1.0		µg/L	1	5/5/2006 9:56:00 AM
trans-1,3-Dichloropropene	U	1.0		µg/L	1	5/5/2006 9:56:00 AM

Qualifiers:	B	Analyte detected in the associated Method Blank	E	Value above quantitation range
	H	Holding times for preparation or analysis exceeded	J	Analyte detected below quantitation limits
	ND	Not Detected at the Reporting Limit	S	Spike Recovery outside accepted recovery limits
	U	Indicates the compound was analyzed for but not detected	X	Value exceeds Maximum Contaminant Level

American Analytical Laboratories, LLC.

Date: 09-May-06

CLIENT:	Scientific Applications International Corp.	Client Sample ID:	EW14D/105/-5.3
Lab Order:	0605056	Tag Number:	09591
Project:	Claremont	Collection Date:	5/4/2006
Lab ID:	0605056-01A	Matrix:	LIQUID

Analyses	Result	Limit	Qual	Units	DF	Date Analyzed
VOLATILE SW-846 METHOD 8260						Analyst: LDS
Trichloroethene	U	1.0		µg/L	1	5/5/2006 9:56:00 AM
Vinyl chloride	U	1.0		µg/L	1	5/5/2006 9:56:00 AM

Qualifiers:	B	Analyte detected in the associated Method Blank	E	Value above quantitation range
	H	Holding times for preparation or analysis exceeded	J	Analyte detected below quantitation limits
	ND	Not Detected at the Reporting Limit	S	Spike Recovery outside accepted recovery limits
	U	Indicates the compound was analyzed for but not detected	X	Value exceeds Maximum Contaminant Level

American Analytical Laboratories, LLC.

Date: 09-May-06

CLIENT: Scientific Applications International Corp.
Lab Order: 0605056
Project: Claremont
Lab ID: 0605056-02A

Client Sample ID: EW14D/135/35.3
Tag Number: 09591
Collection Date: 5/5/2006
Matrix: LIQUID

Analyses	Result	Limit	Qual	Units	DF	Date Analyzed
VOLATILE SW-846 METHOD 8260						Analyst: LDS
		SW8260B		SW5030A		
1,1,1,2-Tetrachloroethane	U	1.0		µg/L	1	5/5/2006 10:34:00 AM
1,1,1-Trichloroethane	4.0	1.0		µg/L	1	5/5/2006 10:34:00 AM
1,1,2,2-Tetrachloroethane	U	1.0		µg/L	1	5/5/2006 10:34:00 AM
1,1,2-Trichloroethane	U	1.0		µg/L	1	5/5/2006 10:34:00 AM
1,1-Dichloroethane	U	1.0		µg/L	1	5/5/2006 10:34:00 AM
1,1-Dichloroethene	2.2	1.0		µg/L	1	5/5/2006 10:34:00 AM
1,2-Dibromoethane	U	1.0		µg/L	1	5/5/2006 10:34:00 AM
1,2-Dichloroethane	U	1.0		µg/L	1	5/5/2006 10:34:00 AM
1,2-Dichloropropane	U	1.0		µg/L	1	5/5/2006 10:34:00 AM
2-Butanone	U	1.0		µg/L	1	5/5/2006 10:34:00 AM
2-Hexanone	U	1.0		µg/L	1	5/5/2006 10:34:00 AM
4-Methyl-2-pentanone	U	1.0		µg/L	1	5/5/2006 10:34:00 AM
Acetone	U	1.0		µg/L	1	5/5/2006 10:34:00 AM
Acrylonitrile	U	1.0		µg/L	1	5/5/2006 10:34:00 AM
Benzene	U	1.0		µg/L	1	5/5/2006 10:34:00 AM
Bromochloromethane	U	1.0		µg/L	1	5/5/2006 10:34:00 AM
Bromodichloromethane	U	1.0		µg/L	1	5/5/2006 10:34:00 AM
Bromoform	U	1.0		µg/L	1	5/5/2006 10:34:00 AM
Bromomethane	U	1.0		µg/L	1	5/5/2006 10:34:00 AM
Carbon disulfide	U	1.0		µg/L	1	5/5/2006 10:34:00 AM
Carbon tetrachloride	U	1.0		µg/L	1	5/5/2006 10:34:00 AM
Chlorobenzene	U	1.0		µg/L	1	5/5/2006 10:34:00 AM
Chloroethane	U	1.0		µg/L	1	5/5/2006 10:34:00 AM
Chloroform	U	1.0		µg/L	1	5/5/2006 10:34:00 AM
Chloromethane	U	1.0		µg/L	1	5/5/2006 10:34:00 AM
cis-1,2-Dichloroethene	U	1.0		µg/L	1	5/5/2006 10:34:00 AM
cis-1,3-Dichloropropene	U	1.0		µg/L	1	5/5/2006 10:34:00 AM
Dibromochloromethane	U	1.0		µg/L	1	5/5/2006 10:34:00 AM
Dichlorodifluoromethane	U	1.0		µg/L	1	5/5/2006 10:34:00 AM
Ethylbenzene	U	1.0		µg/L	1	5/5/2006 10:34:00 AM
m,p-Xylene	U	2.0		µg/L	1	5/5/2006 10:34:00 AM
Methyl tert-butyl ether	U	1.0		µg/L	1	5/5/2006 10:34:00 AM
Methylene chloride	16	1.0	B	µg/L	1	5/5/2006 10:34:00 AM
o-Xylene	U	1.0		µg/L	1	5/5/2006 10:34:00 AM
Styrene	U	1.0		µg/L	1	5/5/2006 10:34:00 AM
Tetrachloroethene	U	1.0		µg/L	1	5/5/2006 10:34:00 AM
Toluene	U	1.0		µg/L	1	5/5/2006 10:34:00 AM
trans-1,2-Dichloroethene	U	1.0		µg/L	1	5/5/2006 10:34:00 AM
trans-1,3-Dichloropropene	U	1.0		µg/L	1	5/5/2006 10:34:00 AM

Qualifiers:	B	Analyte detected in the associated Method Blank	E	Value above quantitation range
	H	Holding times for preparation or analysis exceeded	J	Analyte detected below quantitation limits
	ND	Not Detected at the Reporting Limit	S	Spike Recovery outside accepted recovery limits
	U	Indicates the compound was analyzed for but not detected	X	Value exceeds Maximum Contaminant Level

American Analytical Laboratories, LLC.

Date: 09-May-06

CLIENT: Scientific Applications International Corp.
Lab Order: 0605056
Project: Claremont
Lab ID: 0605056-02A

Client Sample ID: EW14D/135/35.3
Tag Number: 09591
Collection Date: 5/5/2006
Matrix: LIQUID

Analyses	Result	Limit	Qual	Units	DF	Date Analyzed
VOLATILE SW-846 METHOD 8260						Analyst: LDS
Trichloroethene	17	1.0		µg/L	1	5/5/2006 10:34:00 AM
Vinyl chloride	U	1.0		µg/L	1	5/5/2006 10:34:00 AM

Qualifiers:

B	Analyte detected in the associated Method Blank	E	Value above quantitation range
H	Holding times for preparation or analysis exceeded	J	Analyte detected below quantitation limits
ND	Not Detected at the Reporting Limit	S	Spike Recovery outside accepted recovery limits
U	Indicates the compound was analyzed for but not detected	X	Value exceeds Maximum Contaminant Level

Tuesday, May 09, 2006

Richard Cronce
Scientific Applications International Corp.
6310 Allentown Boulevard
Harrisburg, PA 17112
TEL: (717) 901-8852
FAX (717) 901-8105

RE: Claremont

Order No.: 0605060

Dear Richard Cronce:

American Analytical Laboratories, LLC. received 2 sample(s) on 5/5/2006 for the analyses presented in the following report.


Samples were analyzed in accordance with the test procedures documented on the chain of custody and detailed throughout the text of this report.

The limits provided in the data package are analytical reporting limits and not Federal or Local mandated values to which the sample results should be compared.

There were no problems with the analyses and all data for associated QC met laboratory specifications. If there are any exceptions a Case Narrative is provided in the report.

If you have any questions regarding these tests results, please do not hesitate to call (631) 454-6100 or email me directly at lbeyer@american-analytical.com.

Sincerely,



Lori Beyer
Lab Director

CLIENT: Scientific Applications International Corp.

Project: Claremont

Lab Order: 0605060

Work Order Sample Summary

Lab Sample ID	Client Sample ID	Tag Number	Date Collected	Date Received
0605060-01A	EW14D/155/-55.3	09592	5/5/2006	5/5/2006
0605060-02A	Potable Water	09592	5/5/2006	5/5/2006

AMERICAN ANALYTICAL LABORATORIES, LLC

56 TOLEDO STREET

FARMINGDALE, NEW YORK 11735

TELEPHONE: (631) 454-6100 FAX: (631) 454-8027

DATA REPORTING QUALIFIERS

For reporting results, the following "Results Qualifiers" are used:

Value	If the result is greater than or equal to the detection limit, report the value
U	Indicates the compound was analyzed for but was not detected. Report the minimum detection limit for the sample with the U, i.e. "10U". This is not necessarily the instrument detection limit attainable for this particular sample based on any concentration or dilution that may have been required.
J	Indicates an estimated value. The flag is used: <ol style="list-style-type: none">(1) When estimating a concentration for a tentatively identified compound (library search hits, where a 1:1 response is assumed.)(2) When the mass spectral data indicated the identification, however the result was less than the specified detection limit greater than zero. If the detection limit was 10ug/L and a concentration of 3ug/L was calculated report as 3J. This flag is used when similar situations arise on any organic parameter i.e. Pesticide, PCBs and others.
B	Indicates the analyte was found in the blank as well as the sample report "10B".
E	Indicates the analytes concentration exceeds the calibrated range of the instrument for that specific analysis.
D	This flag identifies all compounds identified in an analysis at a secondary dilution factor.
P	This flag is used for Pesticide / PCB target analyte when there is >25% difference for detected concentrations between the two GC Columns. The higher of the two values is reported on Form I and flagged with a "P".
N	This flag indicates presumptive evidence of a compound. This is only used for tentatively identified compounds (TICs), where the identification is based on a mass spectral library search. It applies to all TIC results. For generic characterization of a TIC, such as chlorinated hydrocarbon, the flag is not used.
H	Indicates sample was received and/or analyzed outside of The method allowable holding time

American Analytical Laboratories, LLC.

Date: 09-May-06

CLIENT: Scientific Applications International Corp.
Lab Order: 0605060
Project: Claremont
Lab ID: 0605060-01A

Client Sample ID: EW14D/155/-55.3
Tag Number: 09592
Collection Date: 5/5/2006
Matrix: LIQUID

Analyses	Result	Limit	Qual	Units	DF	Date Analyzed
VOLATILE SW-846 METHOD 8260						
		SW8260B		SW5030A		Analyst: LDS
1,1,1,2-Tetrachloroethane	U	1.0		µg/L	1	5/5/2006 11:18:00 AM
1,1,1-Trichloroethane	3.2	1.0		µg/L	1	5/5/2006 11:18:00 AM
1,1,2,2-Tetrachloroethane	U	1.0		µg/L	1	5/5/2006 11:18:00 AM
1,1,2-Trichloroethane	U	1.0		µg/L	1	5/5/2006 11:18:00 AM
1,1-Dichloroethane	U	1.0		µg/L	1	5/5/2006 11:18:00 AM
1,1-Dichloroethene	1.8	1.0		µg/L	1	5/5/2006 11:18:00 AM
1,2-Dibromoethane	U	1.0		µg/L	1	5/5/2006 11:18:00 AM
1,2-Dichloroethane	U	1.0		µg/L	1	5/5/2006 11:18:00 AM
1,2-Dichloropropane	U	1.0		µg/L	1	5/5/2006 11:18:00 AM
2-Butanone	U	1.0		µg/L	1	5/5/2006 11:18:00 AM
2-Hexanone	U	1.0		µg/L	1	5/5/2006 11:18:00 AM
4-Methyl-2-pentanone	U	1.0		µg/L	1	5/5/2006 11:18:00 AM
Acetone	U	1.0		µg/L	1	5/5/2006 11:18:00 AM
Acrylonitrile	U	1.0		µg/L	1	5/5/2006 11:18:00 AM
Benzene	U	1.0		µg/L	1	5/5/2006 11:18:00 AM
Bromochloromethane	U	1.0		µg/L	1	5/5/2006 11:18:00 AM
Bromodichloromethane	U	1.0		µg/L	1	5/5/2006 11:18:00 AM
Bromoform	U	1.0		µg/L	1	5/5/2006 11:18:00 AM
Bromomethane	U	1.0		µg/L	1	5/5/2006 11:18:00 AM
Carbon disulfide	U	1.0		µg/L	1	5/5/2006 11:18:00 AM
Carbon tetrachloride	U	1.0		µg/L	1	5/5/2006 11:18:00 AM
Chlorobenzene	U	1.0		µg/L	1	5/5/2006 11:18:00 AM
Chloroethane	U	1.0		µg/L	1	5/5/2006 11:18:00 AM
Chloroform	U	1.0		µg/L	1	5/5/2006 11:18:00 AM
Chloromethane	U	1.0		µg/L	1	5/5/2006 11:18:00 AM
cis-1,2-Dichloroethene	1.1	1.0		µg/L	1	5/5/2006 11:18:00 AM
cis-1,3-Dichloropropene	U	1.0		µg/L	1	5/5/2006 11:18:00 AM
Dibromochloromethane	U	1.0		µg/L	1	5/5/2006 11:18:00 AM
Dichlorodifluoromethane	U	1.0		µg/L	1	5/5/2006 11:18:00 AM
Ethylbenzene	U	1.0		µg/L	1	5/5/2006 11:18:00 AM
m,p-Xylene	U	2.0		µg/L	1	5/5/2006 11:18:00 AM
Methyl tert-butyl ether	U	1.0		µg/L	1	5/5/2006 11:18:00 AM
Methylene chloride	19	1.0	B	µg/L	1	5/5/2006 11:18:00 AM
o-Xylene	U	1.0		µg/L	1	5/5/2006 11:18:00 AM
Styrene	U	1.0		µg/L	1	5/5/2006 11:18:00 AM
Tetrachloroethene	2.4	1.0		µg/L	1	5/5/2006 11:18:00 AM
Toluene	U	1.0		µg/L	1	5/5/2006 11:18:00 AM
trans-1,2-Dichloroethene	U	1.0		µg/L	1	5/5/2006 11:18:00 AM
trans-1,3-Dichloropropene	U	1.0		µg/L	1	5/5/2006 11:18:00 AM

Qualifiers:
 B Analyte detected in the associated Method Blank
 H Holding times for preparation or analysis exceeded
 ND Not Detected at the Reporting Limit
 U Indicates the compound was analyzed for but not detected

E Value above quantitation range
 J Analyte detected below quantitation limits
 S Spike Recovery outside accepted recovery limits
 X Value exceeds Maximum Contaminant Level

American Analytical Laboratories, LLC.

Date: 09-May-06

CLIENT:	Scientific Applications International Corp.	Client Sample ID:	EW14D/155/-55.3
Lab Order:	0605060	Tag Number:	09592
Project:	Claremont	Collection Date:	5/5/2006
Lab ID:	0605060-01A	Matrix:	LIQUID

Analyses	Result	Limit	Qual	Units	DF	Date Analyzed
VOLATILE SW-846 METHOD 8260						Analyst: LDS
Trichloroethene	24	1.0		µg/L	1	5/5/2006 11:18:00 AM
Vinyl chloride	U	1.0		µg/L	1	5/5/2006 11:18:00 AM

Qualifiers:	B	Analyte detected in the associated Method Blank	E	Value above quantitation range
	H	Holding times for preparation or analysis exceeded	J	Analyte detected below quantitation limits
	ND	Not Detected at the Reporting Limit	S	Spike Recovery outside accepted recovery limits
	U	Indicates the compound was analyzed for but not detected	X	Value exceeds Maximum Contaminant Level

American Analytical Laboratories, LLC.

Date: 09-May-06

CLIENT: Scientific Applications International Corp.
Lab Order: 0605060
Project: Claremont
Lab ID: 0605060-02A

Client Sample ID: Potable Water
Tag Number: 09592
Collection Date: 5/5/2006
Matrix: LIQUID

Analyses	Result	Limit	Qual	Units	DF	Date Analyzed
VOLATILE SW-846 METHOD 8260		SW8260B		SW5030A		Analyst: LDS
1,1,1,2-Tetrachloroethane	U	1.0		µg/L	1	5/5/2006 11:55:00 AM
1,1,1-Trichloroethane	U	1.0		µg/L	1	5/5/2006 11:55:00 AM
1,1,2,2-Tetrachloroethane	U	1.0		µg/L	1	5/5/2006 11:55:00 AM
1,1,2-Trichloroethane	U	1.0		µg/L	1	5/5/2006 11:55:00 AM
1,1-Dichloroethane	U	1.0		µg/L	1	5/5/2006 11:55:00 AM
1,1-Dichloroethene	U	1.0		µg/L	1	5/5/2006 11:55:00 AM
1,2-Dibromoethane	U	1.0		µg/L	1	5/5/2006 11:55:00 AM
1,2-Dichloroethane	U	1.0		µg/L	1	5/5/2006 11:55:00 AM
1,2-Dichloropropane	U	1.0		µg/L	1	5/5/2006 11:55:00 AM
2-Butanone	U	1.0		µg/L	1	5/5/2006 11:55:00 AM
2-Hexanone	U	1.0		µg/L	1	5/5/2006 11:55:00 AM
4-Methyl-2-pentanone	U	1.0		µg/L	1	5/5/2006 11:55:00 AM
Acetone	U	1.0		µg/L	1	5/5/2006 11:55:00 AM
Acrylonitrile	U	1.0		µg/L	1	5/5/2006 11:55:00 AM
Benzene	U	1.0		µg/L	1	5/5/2006 11:55:00 AM
Bromochloromethane	U	1.0		µg/L	1	5/5/2006 11:55:00 AM
Bromodichloromethane	U	1.0		µg/L	1	5/5/2006 11:55:00 AM
Bromoform	U	1.0		µg/L	1	5/5/2006 11:55:00 AM
Bromomethane	U	1.0		µg/L	1	5/5/2006 11:55:00 AM
Carbon disulfide	U	1.0		µg/L	1	5/5/2006 11:55:00 AM
Carbon tetrachloride	U	1.0		µg/L	1	5/5/2006 11:55:00 AM
Chlorobenzene	U	1.0		µg/L	1	5/5/2006 11:55:00 AM
Chloroethane	U	1.0		µg/L	1	5/5/2006 11:55:00 AM
Chloroform	U	1.0		µg/L	1	5/5/2006 11:55:00 AM
Chloromethane	U	1.0		µg/L	1	5/5/2006 11:55:00 AM
cis-1,2-Dichloroethene	U	1.0		µg/L	1	5/5/2006 11:55:00 AM
cis-1,3-Dichloropropene	U	1.0		µg/L	1	5/5/2006 11:55:00 AM
Dibromochloromethane	U	1.0		µg/L	1	5/5/2006 11:55:00 AM
Dichlorodifluoromethane	U	1.0		µg/L	1	5/5/2006 11:55:00 AM
Ethylbenzene	U	1.0		µg/L	1	5/5/2006 11:55:00 AM
m,p-Xylene	U	2.0		µg/L	1	5/5/2006 11:55:00 AM
Methyl tert-butyl ether	U	1.0		µg/L	1	5/5/2006 11:55:00 AM
Methylene chloride	15	1.0	B	µg/L	1	5/5/2006 11:55:00 AM
o-Xylene	U	1.0		µg/L	1	5/5/2006 11:55:00 AM
Styrene	U	1.0		µg/L	1	5/5/2006 11:55:00 AM
Tetrachloroethene	U	1.0		µg/L	1	5/5/2006 11:55:00 AM
Toluene	U	1.0		µg/L	1	5/5/2006 11:55:00 AM
trans-1,2-Dichloroethene	U	1.0		µg/L	1	5/5/2006 11:55:00 AM
trans-1,3-Dichloropropene	U	1.0		µg/L	1	5/5/2006 11:55:00 AM

Qualifiers:	B	Analyte detected in the associated Method Blank	E	Value above quantitation range
	H	Holding times for preparation or analysis exceeded	J	Analyte detected below quantitation limits
	ND	Not Detected at the Reporting Limit	S	Spike Recovery outside accepted recovery limits
	U	Indicates the compound was analyzed for but not detected	X	Value exceeds Maximum Contaminant Level

American Analytical Laboratories, LLC.

Date: 09-May-06

CLIENT: Scientific Applications International Corp.
Lab Order: 0605060
Project: Claremont
Lab ID: 0605060-02A

Client Sample ID: Potable Water
Tag Number: 09592
Collection Date: 5/5/2006
Matrix: LIQUID

Analyses	Result	Limit	Qual	Units	DF	Date Analyzed
VOLATILE SW-846 METHOD 8260						Analyst: LDS
Trichloroethene	U	1.0		µg/L	1	5/5/2006 11:55:00 AM
Vinyl chloride	U	1.0		µg/L	1	5/5/2006 11:55:00 AM

Qualifiers:	B	Analyte detected in the associated Method Blank	E	Value above quantitation range
	H	Holding times for preparation or analysis exceeded	J	Analyte detected below quantitation limits
	ND	Not Detected at the Reporting Limit	S	Spike Recovery outside accepted recovery limits
	U	Indicates the compound was analyzed for but not detected	X	Value exceeds Maximum Contaminant Level

Tuesday, May 09, 2006

Richard Cronce
Scientific Applications International Corp.
6310 Allentown Boulevard
Harrisburg, PA 17112
TEL: (717) 901-8852
FAX (717) 901-8105

RE: Claremont

Order No.: 0605061

Dear Richard Cronce:

American Analytical Laboratories, LLC. received 1 sample(s) on 5/5/2006 for the analyses presented in the following report.


Samples were analyzed in accordance with the test procedures documented on the chain of custody and detailed throughout the text of this report.

The limits provided in the data package are analytical reporting limits and not Federal or Local mandated values to which the sample results should be compared.

There were no problems with the analyses and all data for associated QC met laboratory specifications. If there are any exceptions a Case Narrative is provided in the report.

If you have any questions regarding these tests results, please do not hesitate to call (631) 454-6100 or email me directly at lbeyer@american-analytical.com.

Sincerely,



Lori Beyer
Lab Director

American Analytical Laboratories, LLC.

Date: 09-May-06

CLIENT: Scientific Applications International Corp.
Project: Claremont
Lab Order: 0605061

Work Order Sample Summary

Lab Sample ID	Client Sample ID	Tag Number	Date Collected	Date Received
0605061-01A	EW14D/175/-75.3	09593	5/5/2006	5/5/2006

CHAIN OF CUSTODY / REQUEST FOR ANALYSIS DOCUMENT

CLIENT NAME/ADDRESS SAC		CONTACT:		SAMPLER (SIGNATURE) <i>P. Husi</i>		SAMPLE(S) SEALED YES / NO	
PROJECT LOCATION:		SAMPLER NAME (PRINT)		CORRECT CONTAINER(S)		YES / NO	
LABORATORY ID #	MATRIX	# CONTAINERS	SAMPLING DATE/TIME	SAMPLE # - LOCATION	FOR METHANOL PRESERVED SAMPLES [VOLATILE VIAL #]		
0005061-0A6W		2	5-5-06/1337	EW4D/175/-75.3			
ANALYSIS REQUIRED					VOCs		

RELINQUISHED BY (SIGNATURE) <i>P. Husi</i>		DATE TIME 5-3-06 1353	PRINTED NAME <i>P. Husi</i>	RECEIVED BY LAB (SIGNATURE) <i>P. Masi</i>	DATE TIME 5/3/06 1:54pm	PRINTED NAME <i>P. Masi</i>
RELINQUISHED BY (SIGNATURE)		DATE TIME	PRINTED NAME	RECEIVED BY LAB (SIGNATURE)	DATE TIME	PRINTED NAME

MATRIX	S=SOIL; L=LIQUID; SL=SLUDGE; A-AIR; W=WIPE; P=PAINT CHIPS; B=BULK MATERIAL	TURNAROUND REQUIRED: NORMAL <input type="checkbox"/> STAT <input checked="" type="checkbox"/> BY / /	COOLER TEMPERATURE:
TYPE	G=GRAB; C=COMPOSITE; SS=SPLIT SPOON	RECEIVED BY LAB (SIGNATURE)	COMMENTS / INSTRUCTIONS

AMERICAN ANALYTICAL LABORATORIES, LLC

56 TOLEDO STREET

FARMINGDALE, NEW YORK 11735

TELEPHONE: (631) 454-6100 FAX: (631) 454-8027

DATA REPORTING QUALIFIERS

For reporting results, the following "Results Qualifiers" are used:

Value	If the result is greater than or equal to the detection limit, report the value
U	Indicates the compound was analyzed for but was not detected. Report the minimum detection limit for the sample with the U, i.e. "10U". This is not necessarily the instrument detection limit attainable for this particular sample based on any concentration or dilution that may have been required.
J	Indicates an estimated value. The flag is used: <ol style="list-style-type: none">(1) When estimating a concentration for a tentatively identified compound (library search hits, where a 1:1 response is assumed.)(2) When the mass spectral data indicated the identification, however the result was less than the specified detection limit greater than zero. If the detection limit was 10ug/L and a concentration of 3ug/L was calculated report as 3J. This flag is used when similar situations arise on any organic parameter i.e. Pesticide, PCBs and others.
B	Indicates the analyte was found in the blank as well as the sample report "10B".
E	Indicates the analytes concentration exceeds the calibrated range of the instrument for that specific analysis.
D	This flag identifies all compounds identified in an analysis at a secondary dilution factor.
P	This flag is used for Pesticide / PCB target analyte when there is >25% difference for detected concentrations between the two GC Columns. The higher of the two values is reported on Form I and flagged with a "P".
N	This flag indicates presumptive evidence of a compound. This is only used for tentatively identified compounds (TICs), where the identification is based on a mass spectral library search. It applies to all TIC results. For generic characterization of a TIC, such as chlorinated hydrocarbon, the flag is not used.
H	Indicates sample was received and/or analyzed outside of The method allowable holding time

American Analytical Laboratories, LLC.

Date: 09-May-06

CLIENT: Scientific Applications International Corp.
Lab Order: 0605061
Project: Claremont
Lab ID: 0605061-01A

Client Sample ID: EW14D/175/-75.3
Tag Number: 09593
Collection Date: 5/5/2006
Matrix: LIQUID

Analyses	Result	Limit	Qual	Units	DF	Date Analyzed
VOLATILE SW-846 METHOD 8260						
		SW8260B		SW5030A		Analyst: LDS
1,1,1,2-Tetrachloroethane	U	1.0		µg/L	1	5/5/2006 2:20:00 PM
1,1,1-Trichloroethane	23	1.0		µg/L	1	5/5/2006 2:20:00 PM
1,1,2,2-Tetrachloroethane	U	1.0		µg/L	1	5/5/2006 2:20:00 PM
1,1,2-Trichloroethane	U	1.0		µg/L	1	5/5/2006 2:20:00 PM
1,1-Dichloroethane	U	1.0		µg/L	1	5/5/2006 2:20:00 PM
1,1-Dichloroethene	14	1.0		µg/L	1	5/5/2006 2:20:00 PM
1,2-Dibromoethane	U	1.0		µg/L	1	5/5/2006 2:20:00 PM
1,2-Dichloroethane	1.6	1.0		µg/L	1	5/5/2006 2:20:00 PM
1,2-Dichloropropane	U	1.0		µg/L	1	5/5/2006 2:20:00 PM
2-Butanone	U	1.0		µg/L	1	5/5/2006 2:20:00 PM
2-Hexanone	U	1.0		µg/L	1	5/5/2006 2:20:00 PM
4-Methyl-2-pentanone	U	1.0		µg/L	1	5/5/2006 2:20:00 PM
Acetone	U	1.0		µg/L	1	5/5/2006 2:20:00 PM
Acrylonitrile	U	1.0		µg/L	1	5/5/2006 2:20:00 PM
Benzene	U	1.0		µg/L	1	5/5/2006 2:20:00 PM
Bromochloromethane	U	1.0		µg/L	1	5/5/2006 2:20:00 PM
Bromodichloromethane	U	1.0		µg/L	1	5/5/2006 2:20:00 PM
Bromoform	U	1.0		µg/L	1	5/5/2006 2:20:00 PM
Bromomethane	U	1.0		µg/L	1	5/5/2006 2:20:00 PM
Carbon disulfide	U	1.0		µg/L	1	5/5/2006 2:20:00 PM
Carbon tetrachloride	U	1.0		µg/L	1	5/5/2006 2:20:00 PM
Chlorobenzene	U	1.0		µg/L	1	5/5/2006 2:20:00 PM
Chloroethane	U	1.0		µg/L	1	5/5/2006 2:20:00 PM
Chloroform	1.2	1.0		µg/L	1	5/5/2006 2:20:00 PM
Chloromethane	U	1.0		µg/L	1	5/5/2006 2:20:00 PM
cis-1,2-Dichloroethene	4.8	1.0		µg/L	1	5/5/2006 2:20:00 PM
cis-1,3-Dichloropropene	U	1.0		µg/L	1	5/5/2006 2:20:00 PM
Dibromochloromethane	U	1.0		µg/L	1	5/5/2006 2:20:00 PM
Dichlorodifluoromethane	U	1.0		µg/L	1	5/5/2006 2:20:00 PM
Ethylbenzene	U	1.0		µg/L	1	5/5/2006 2:20:00 PM
m,p-Xylene	U	2.0		µg/L	1	5/5/2006 2:20:00 PM
Methyl tert-butyl ether	U	1.0		µg/L	1	5/5/2006 2:20:00 PM
Methylene chloride	8.1	1.0	B	µg/L	1	5/5/2006 2:20:00 PM
o-Xylene	U	1.0		µg/L	1	5/5/2006 2:20:00 PM
Styrene	U	1.0		µg/L	1	5/5/2006 2:20:00 PM
Tetrachloroethene	6.8	1.0		µg/L	1	5/5/2006 2:20:00 PM
Toluene	U	1.0		µg/L	1	5/5/2006 2:20:00 PM
trans-1,2-Dichloroethene	U	1.0		µg/L	1	5/5/2006 2:20:00 PM
trans-1,3-Dichloropropene	U	1.0		µg/L	1	5/5/2006 2:20:00 PM

Qualifiers:
 B Analyte detected in the associated Method Blank
 H Holding times for preparation or analysis exceeded
 ND Not Detected at the Reporting Limit
 U Indicates the compound was analyzed for but not detected

E Value above quantitation range
 J Analyte detected below quantitation limits
 S Spike Recovery outside accepted recovery limits
 X Value exceeds Maximum Contaminant Level

American Analytical Laboratories, LLC.

Date: 09-May-06

CLIENT:	Scientific Applications International Corp.	Client Sample ID:	EW14D/175/-75.3
Lab Order:	0605061	Tag Number:	09593
Project:	Claremont	Collection Date:	5/5/2006
Lab ID:	0605061-01A	Matrix:	LIQUID

Analyses	Result	Limit	Qual	Units	DF	Date Analyzed
VOLATILE SW-846 METHOD 8260						Analyst: LDS
Trichloroethene	260	1.0		µg/L	1	5/5/2006 2:20:00 PM
Vinyl chloride	U	1.0		µg/L	1	5/5/2006 2:20:00 PM

Qualifiers:	B	Analyte detected in the associated Method Blank	E	Value above quantitation range
	H	Holding times for preparation or analysis exceeded	J	Analyte detected below quantitation limits
	ND	Not Detected at the Reporting Limit	S	Spike Recovery outside accepted recovery limits
	U	Indicates the compound was analyzed for but not detected	X	Value exceeds Maximum Contaminant Level

Tuesday, May 09, 2006

Richard Cronce
Scientific Applications International Corp.
6310 Allentown Boulevard
Harrisburg, PA 17112

TEL: (717) 901-8852

FAX (717) 901-8105

RE: Clarmont

Order No.: 0605066

Dear Richard Cronce:

American Analytical Laboratories, LLC. received 1 sample(s) on 5/5/2006 for the analyses presented in the following report.

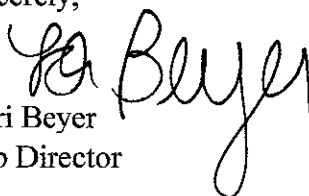
Samples were analyzed in accordance with the test procedures documented on the chain of custody and detailed throughout the text of this report.

The limits provided in the data package are analytical reporting limits and not Federal or Local mandated values to which the sample results should be compared.

There were no problems with the analyses and all data for associated QC met laboratory specifications. If there are any exceptions a Case Narrative is provided in the report.

If you have any questions regarding these tests results, please do not hesitate to call (631) 454-6100 or email me directly at lbeyer@american-analytical.com.

Sincerely,



Lori Beyer
Lab Director

American Analytical Laboratories, LLC.

Date: 09-May-06

CLIENT: Scientific Applications International Corp.
Project: Clarmont
Lab Order: 0605066

Work Order Sample Summary

Lab Sample ID	Client Sample ID	Tag Number	Date Collected	Date Received
0605066-01A	EW14D/195/-95.3	09594	5/5/2006	5/5/2006

AMERICAN ANALYTICAL LABORATORIES, LLC

56 TOLEDO STREET

FARMINGDALE, NEW YORK 11735

TELEPHONE: (631) 454-6100 FAX: (631) 454-8027

DATA REPORTING QUALIFIERS

For reporting results, the following "Results Qualifiers" are used:

Value	If the result is greater than or equal to the detection limit, report the value
U	Indicates the compound was analyzed for but was not detected. Report the minimum detection limit for the sample with the U, i.e. "10U". This is not necessarily the instrument detection limit attainable for this particular sample based on any concentration or dilution that may have been required.
J	Indicates an estimated value. The flag is used: <ol style="list-style-type: none">(1) When estimating a concentration for a tentatively identified compound (library search hits, where a 1:1 response is assumed.)(2) When the mass spectral data indicated the identification, however the result was less than the specified detection limit greater than zero. If the detection limit was 10ug/L and a concentration of 3ug/L was calculated report as 3J. This flag is used when similar situations arise on any organic parameter i.e. Pesticide, PCBs and others.
B	Indicates the analyte was found in the blank as well as the sample report "10B".
E	Indicates the analytes concentration exceeds the calibrated range of the instrument for that specific analysis.
D	This flag identifies all compounds identified in an analysis at a secondary dilution factor.
P	This flag is used for Pesticide / PCB target analyte when there is >25% difference for detected concentrations between the two GC Columns. The higher of the two values is reported on Form I and flagged with a "P".
N	This flag indicates presumptive evidence of a compound. This is only used for tentatively identified compounds (TICs), where the identification is based on a mass spectral library search. It applies to all TIC results. For generic characterization of a TIC, such as chlorinated hydrocarbon, the flag is not used.
H	Indicates sample was received and/or analyzed outside of The method allowable holding time

American Analytical Laboratories, LLC.

Date: 09-May-06

CLIENT:	Scientific Applications International Corp.	Client Sample ID:	EW14D/195/-95.3
Lab Order:	0605066	Tag Number:	09594
Project:	Clarmont	Collection Date:	5/5/2006
Lab ID:	0605066-01A	Matrix:	LIQUID

Analyses	Result	Limit	Qual	Units	DF	Date Analyzed
VOLATILE SW-846 METHOD 8260						
		SW8260B		SW5030A		Analyst: SB
1,1,1,2-Tetrachloroethane	U	1.0		µg/L	1	5/5/2006 4:44:00 PM
1,1,1-Trichloroethane	76	1.0		µg/L	1	5/5/2006 4:44:00 PM
1,1,2,2-Tetrachloroethane	U	1.0		µg/L	1	5/5/2006 4:44:00 PM
1,1,2-Trichloroethane	1.2	1.0		µg/L	1	5/5/2006 4:44:00 PM
1,1-Dichloroethane	1.1	1.0		µg/L	1	5/5/2006 4:44:00 PM
1,1-Dichloroethene	43	1.0		µg/L	1	5/5/2006 4:44:00 PM
1,2-Dibromoethane	U	1.0		µg/L	1	5/5/2006 4:44:00 PM
1,2-Dichloroethane	8.0	1.0		µg/L	1	5/5/2006 4:44:00 PM
1,2-Dichloropropane	U	1.0		µg/L	1	5/5/2006 4:44:00 PM
2-Butanone	U	1.0		µg/L	1	5/5/2006 4:44:00 PM
2-Hexanone	U	1.0		µg/L	1	5/5/2006 4:44:00 PM
4-Methyl-2-pentanone	U	1.0		µg/L	1	5/5/2006 4:44:00 PM
Acetone	U	1.0		µg/L	1	5/5/2006 4:44:00 PM
Acrylonitrile	U	1.0		µg/L	1	5/5/2006 4:44:00 PM
Benzene	U	1.0		µg/L	1	5/5/2006 4:44:00 PM
Bromochloromethane	U	1.0		µg/L	1	5/5/2006 4:44:00 PM
Bromodichloromethane	U	1.0		µg/L	1	5/5/2006 4:44:00 PM
Bromoform	U	1.0		µg/L	1	5/5/2006 4:44:00 PM
Bromomethane	U	1.0		µg/L	1	5/5/2006 4:44:00 PM
Carbon disulfide	U	1.0		µg/L	1	5/5/2006 4:44:00 PM
Carbon tetrachloride	U	1.0		µg/L	1	5/5/2006 4:44:00 PM
Chlorobenzene	U	1.0		µg/L	1	5/5/2006 4:44:00 PM
Chloroethane	U	1.0		µg/L	1	5/5/2006 4:44:00 PM
Chloroform	2.8	1.0		µg/L	1	5/5/2006 4:44:00 PM
Chloromethane	U	1.0		µg/L	1	5/5/2006 4:44:00 PM
cis-1,2-Dichloroethene	4.1	1.0		µg/L	1	5/5/2006 4:44:00 PM
cis-1,3-Dichloropropene	U	1.0		µg/L	1	5/5/2006 4:44:00 PM
Dibromochloromethane	U	1.0		µg/L	1	5/5/2006 4:44:00 PM
Dichlorodifluoromethane	U	1.0		µg/L	1	5/5/2006 4:44:00 PM
Ethylbenzene	U	1.0		µg/L	1	5/5/2006 4:44:00 PM
m,p-Xylene	U	2.0		µg/L	1	5/5/2006 4:44:00 PM
Methyl tert-butyl ether	U	1.0		µg/L	1	5/5/2006 4:44:00 PM
Methylene chloride	7.9	1.0	B	µg/L	1	5/5/2006 4:44:00 PM
o-Xylene	U	1.0		µg/L	1	5/5/2006 4:44:00 PM
Styrene	U	1.0		µg/L	1	5/5/2006 4:44:00 PM
Tetrachloroethene	6.8	1.0		µg/L	1	5/5/2006 4:44:00 PM
Toluene	U	1.0		µg/L	1	5/5/2006 4:44:00 PM
trans-1,2-Dichloroethene	U	1.0		µg/L	1	5/5/2006 4:44:00 PM
trans-1,3-Dichloropropene	U	1.0		µg/L	1	5/5/2006 4:44:00 PM

Qualifiers:	B	Analyte detected in the associated Method Blank	E	Value above quantitation range
	H	Holding times for preparation or analysis exceeded	J	Analyte detected below quantitation limits
	ND	Not Detected at the Reporting Limit	S	Spike Recovery outside accepted recovery limits
	U	Indicates the compound was analyzed for but not detected	X	Value exceeds Maximum Contaminant Level

American Analytical Laboratories, LLC.

Date: 09-May-06

CLIENT: Scientific Applications International Corp.
Lab Order: 0605066
Project: Clarmont
Lab ID: 0605066-01A

Client Sample ID: EW14D/195/-95.3
Tag Number: 09594
Collection Date: 5/5/2006
Matrix: LIQUID

Analyses	Result	Limit	Qual	Units	DF	Date Analyzed
VOLATILE SW-846 METHOD 8260						Analyst: SB
Trichloroethene	460	1.0		µg/L	1	5/5/2006 4:44:00 PM
Vinyl chloride	U	1.0		µg/L	1	5/5/2006 4:44:00 PM

Qualifiers:	B	Analyte detected in the associated Method Blank	E	Value above quantitation range
	H	Holding times for preparation or analysis exceeded	J	Analyte detected below quantitation limits
	ND	Not Detected at the Reporting Limit	S	Spike Recovery outside accepted recovery limits
	U	Indicates the compound was analyzed for but not detected	X	Value exceeds Maximum Contaminant Level



NYSDOH 11418
NJDEP NY050
CTDOH PH-0205
PADEP 68-00573

Tuesday, May 09, 2006

Richard Cronce
Scientific Applications International Corp.
6310 Allentown Boulevard
Harrisburg, PA 17112
TEL: (717) 901-8852
FAX (717) 901-8105
RE: Claremont

Order No.: 0605067

Dear Richard Cronce:

American Analytical Laboratories, LLC. received 1 sample(s) on 5/6/2006 for the analyses presented in the following report.


Samples were analyzed in accordance with the test procedures documented on the chain of custody and detailed throughout the text of this report.

The limits provided in the data package are analytical reporting limits and not Federal or Local mandated values to which the sample results should be compared.

There were no problems with the analyses and all data for associated QC met laboratory specifications. If there are any exceptions a Case Narrative is provided in the report.

If you have any questions regarding these tests results, please do not hesitate to call (631) 454-6100 or email me directly at lbeyer@american-analytical.com.

Sincerely,


Lori Beyer
Lab Director

American Analytical Laboratories, LLC.

Date: 09-May-06

CLIENT: Scientific Applications International Corp.
Project: Claremont
Lab Order: 0605067

Work Order Sample Summary

Lab Sample ID	Client Sample ID	Tag Number	Date Collected	Date Received
0605067-01A	EW14d/215/-115.3	9595	5/6/2006 9:23:00 AM	5/6/2006

AMERICAN ANALYTICAL LABORATORIES, LLC

56 TOLEDO STREET

FARMINGDALE, NEW YORK 11735

TELEPHONE: (631) 454-6100 FAX: (631) 454-8027

DATA REPORTING QUALIFIERS

For reporting results, the following "Results Qualifiers" are used:

Value	If the result is greater than or equal to the detection limit, report the value
U	Indicates the compound was analyzed for but was not detected. Report the minimum detection limit for the sample with the U, i.e. "10U". This is not necessarily the instrument detection limit attainable for this particular sample based on any concentration or dilution that may have been required.
J	Indicates an estimated value. The flag is used: <ol style="list-style-type: none">(1) When estimating a concentration for a tentatively identified compound (library search hits, where a 1:1 response is assumed.)(2) When the mass spectral data indicated the identification, however the result was less than the specified detection limit greater than zero. If the detection limit was 10ug/L and a concentration of 3ug/L was calculated report as 3J. This flag is used when similar situations arise on any organic parameter i.e. Pesticide, PCBs and others.
B	Indicates the analyte was found in the blank as well as the sample report "10B".
E	Indicates the analytes concentration exceeds the calibrated range of the instrument for that specific analysis.
D	This flag identifies all compounds identified in an analysis at a secondary dilution factor.
P	This flag is used for Pesticide / PCB target analyte when there is >25% difference for detected concentrations between the two GC Columns. The higher of the two values is reported on Form I and flagged with a "P".
N	This flag indicates presumptive evidence of a compound. This is only used for tentatively identified compounds (TICs), where the identification is based on a mass spectral library search. It applies to all TIC results. For generic characterization of a TIC, such as chlorinated hydrocarbon, the flag is not used.
H	Indicates sample was received and/or analyzed outside of The method allowable holding time

American Analytical Laboratories, LLC.

Date: 09-May-06

CLIENT: Scientific Applications International Corp. **Client Sample ID:** EW14d/215/-115.3
Lab Order: 0605067 **Tag Number:** 9595
Project: Claremont **Collection Date:** 5/6/2006 9:23:00 AM
Lab ID: 0605067-01A **Matrix:** LIQUID

Analyses	Result	Limit	Qual	Units	DF	Date Analyzed
VOLATILE SW-846 METHOD 8260		SW8260B		SW5030A		Analyst: SB
1,1,1,2-Tetrachloroethane	U	1.0		µg/L	1	5/6/2006 10:01:00 AM
1,1,1-Trichloroethane	32	1.0		µg/L	1	5/6/2006 10:01:00 AM
1,1,2,2-Tetrachloroethane	U	1.0		µg/L	1	5/6/2006 10:01:00 AM
1,1,2-Trichloroethane	U	1.0		µg/L	1	5/6/2006 10:01:00 AM
1,1-Dichloroethane	U	1.0		µg/L	1	5/6/2006 10:01:00 AM
1,1-Dichloroethene	19	1.0		µg/L	1	5/6/2006 10:01:00 AM
1,2-Dibromoethane	U	1.0		µg/L	1	5/6/2006 10:01:00 AM
1,2-Dichloroethane	4.6	1.0		µg/L	1	5/6/2006 10:01:00 AM
1,2-Dichloropropane	U	1.0		µg/L	1	5/6/2006 10:01:00 AM
2-Butanone	U	1.0		µg/L	1	5/6/2006 10:01:00 AM
2-Hexanone	U	1.0		µg/L	1	5/6/2006 10:01:00 AM
4-Methyl-2-pentanone	U	1.0		µg/L	1	5/6/2006 10:01:00 AM
Acetone	U	1.0		µg/L	1	5/6/2006 10:01:00 AM
Acrylonitrile	U	1.0		µg/L	1	5/6/2006 10:01:00 AM
Benzene	U	1.0		µg/L	1	5/6/2006 10:01:00 AM
Bromochloromethane	U	1.0		µg/L	1	5/6/2006 10:01:00 AM
Bromodichloromethane	U	1.0		µg/L	1	5/6/2006 10:01:00 AM
Bromoform	U	1.0		µg/L	1	5/6/2006 10:01:00 AM
Bromomethane	U	1.0		µg/L	1	5/6/2006 10:01:00 AM
Carbon disulfide	U	1.0		µg/L	1	5/6/2006 10:01:00 AM
Carbon tetrachloride	U	1.0		µg/L	1	5/6/2006 10:01:00 AM
Chlorobenzene	U	1.0		µg/L	1	5/6/2006 10:01:00 AM
Chloroethane	U	1.0		µg/L	1	5/6/2006 10:01:00 AM
Chloroform	2.3	1.0		µg/L	1	5/6/2006 10:01:00 AM
Chloromethane	U	1.0		µg/L	1	5/6/2006 10:01:00 AM
cis-1,2-Dichloroethene	U	1.0		µg/L	1	5/6/2006 10:01:00 AM
cis-1,3-Dichloropropene	U	1.0		µg/L	1	5/6/2006 10:01:00 AM
Dibromochloromethane	U	1.0		µg/L	1	5/6/2006 10:01:00 AM
Dichlorodifluoromethane	U	1.0		µg/L	1	5/6/2006 10:01:00 AM
Ethylbenzene	U	1.0		µg/L	1	5/6/2006 10:01:00 AM
m,p-Xylene	U	2.0		µg/L	1	5/6/2006 10:01:00 AM
Methyl tert-butyl ether	U	1.0		µg/L	1	5/6/2006 10:01:00 AM
Methylene chloride	U	1.0		µg/L	1	5/6/2006 10:01:00 AM
o-Xylene	U	1.0		µg/L	1	5/6/2006 10:01:00 AM
Styrene	U	1.0		µg/L	1	5/6/2006 10:01:00 AM
Tetrachloroethene	1.0	1.0		µg/L	1	5/6/2006 10:01:00 AM
Toluene	U	1.0		µg/L	1	5/6/2006 10:01:00 AM
trans-1,2-Dichloroethene	U	1.0		µg/L	1	5/6/2006 10:01:00 AM
trans-1,3-Dichloropropene	U	1.0		µg/L	1	5/6/2006 10:01:00 AM

Qualifiers: B Analyte detected in the associated Method Blank E Value above quantitation range
H Holding times for preparation or analysis exceeded J Analyte detected below quantitation limits
ND Not Detected at the Reporting Limit S Spike Recovery outside accepted recovery limits
U Indicates the compound was analyzed for but not detected X Value exceeds Maximum Contaminant Level

American Analytical Laboratories, LLC.

Date: 09-May-06

CLIENT: Scientific Applications International Corp.
Lab Order: 0605067
Project: Claremont
Lab ID: 0605067-01A

Client Sample ID: EW14d/215/-115.3
Tag Number: 9595
Collection Date: 5/6/2006 9:23:00 AM
Matrix: LIQUID

Analyses	Result	Limit	Qual	Units	DF	Date Analyzed
VOLATILE SW-846 METHOD 8260						Analyst: SB
Trichloroethene	220	1.0		µg/L	1	5/6/2006 10:01:00 AM
Vinyl chloride	U	1.0		µg/L	1	5/6/2006 10:01:00 AM

Qualifiers:	B	Analyte detected in the associated Method Blank	E	Value above quantitation range
	H	Holding times for preparation or analysis exceeded	J	Analyte detected below quantitation limits
	ND	Not Detected at the Reporting Limit	S	Spike Recovery outside accepted recovery limits
	U	Indicates the compound was analyzed for but not detected	X	Value exceeds Maximum Contaminant Level



NYSDOH 11418
NJDEP NY050
CTDOH PH-0205
PADEP 68-00573

Tuesday, May 09, 2006

Richard Cronce
Scientific Applications International Corp.
6310 Allentown Boulevard
Harrisburg, PA 17112

TEL: (717) 901-8852

FAX (717) 901-8105

RE: Claremont

Order No.: 0605068

Dear Richard Cronce:

American Analytical Laboratories, LLC. received 1 sample(s) on 5/6/2006 for the analyses presented in the following report.

Samples were analyzed in accordance with the test procedures documented on the chain of custody and detailed throughout the text of this report.

The limits provided in the data package are analytical reporting limits and not Federal or Local mandated values to which the sample results should be compared.

There were no problems with the analyses and all data for associated QC met laboratory specifications. If there are any exceptions a Case Narrative is provided in the report.

If you have any questions regarding these tests results, please do not hesitate to call (631) 454-6100 or email me directly at lbeyer@american-analytical.com.

Sincerely,


Lori Beyer
Lab Director

CLIENT: Scientific Applications International Corp.
Project: Claremont
Lab Order: 0605068

Work Order Sample Summary

Lab Sample ID	Client Sample ID	Tag Number	Date Collected	Date Received
0605068-01A	EW14D/265/-165.3	9596	5/6/2006 2:52:00 PM	5/6/2006

CHAIN OF CUSTODY / REQUEST FOR ANALYSIS DOCUMENT

CLIENT NAME/ADDRESS SAK				CONTACT: C. Huss				SAMPLE(S) SEALED YES / NO
				SAMPLER (SIGNATURE) <i>C. Huss</i>				
				SAMPLER NAME (PRINT) 				CORRECT CONTAINER(S) YES / NO
PROJECT LOCATION: Claremont		ANALYSIS REQUIRED ✓		FOR METHANOL PRESERVED SAMPLES (VOLATILE VIAL #)				
LABORATORY ID #	MATRIX	# CONTAINERS	SAMPLING DATE/TIME	SAMPLE # - LOCATION	TURNAROUND REQUIRED	RECEIVED BY LAB (SIGNATURE)	DATE TIME	PRINTED NAME
0605068-1F 20W 2		2	5-6-06/1452	EW145/265/-165.3	<input type="checkbox"/> NORMAL <input checked="" type="checkbox"/> STOP	<i>C. Huss</i>	5/6/06 1500	<i>C. Huss</i>
RELINQUISHED BY (SIGNATURE) <i>C. Huss</i>			DATE 5/6/06 TIME 1500	PRINTED NAME C. Huss	RECEIVED BY LAB (SIGNATURE) <i>Stephanie Braschuskyte</i>		DATE 5/6 TIME 3:00	PRINTED NAME Stephanie Braschuskyte
RELINQUISHED BY (SIGNATURE)			DATE TIME	PRINTED NAME	RECEIVED BY LAB (SIGNATURE)		DATE TIME	PRINTED NAME
MATERIAL TYPE: S=SOIL; L=LIQUID; SL=SLUDGE; A=AIR; W=WIPE; P=PAINT CHIPS; B=BULK MATERIAL; G=GRAB; C=COMPOSITE, SS=SPLIT SPOON					COOLER TEMPERATURE:			
TURNAROUND REQUIRED: <input type="checkbox"/> NORMAL <input checked="" type="checkbox"/> STOP					COMMENTS / INSTRUCTIONS			

AMERICAN ANALYTICAL LABORATORIES, LLC

56 TOLEDO STREET

FARMINGDALE, NEW YORK 11735

TELEPHONE: (631) 454-6100 FAX: (631) 454-8027

DATA REPORTING QUALIFIERS

For reporting results, the following "Results Qualifiers" are used:

Value	If the result is greater than or equal to the detection limit, report the value
U	Indicates the compound was analyzed for but was not detected. Report the minimum detection limit for the sample with the U, i.e. "10U". This is not necessarily the instrument detection limit attainable for this particular sample based on any concentration or dilution that may have been required.
J	Indicates an estimated value. The flag is used: <ol style="list-style-type: none">(1) When estimating a concentration for a tentatively identified compound (library search hits, where a 1:1 response is assumed.)(2) When the mass spectral data indicated the identification, however the result was less than the specified detection limit greater than zero. If the detection limit was 10ug/L and a concentration of 3ug/L was calculated report as 3J. This flag is used when similar situations arise on any organic parameter i.e. Pesticide, PCBs and others.
B	Indicates the analyte was found in the blank as well as the sample report "10B".
E	Indicates the analytes concentration exceeds the calibrated range of the instrument for that specific analysis.
D	This flag identifies all compounds identified in an analysis at a secondary dilution factor.
P	This flag is used for Pesticide / PCB target analyte when there is >25% difference for detected concentrations between the two GC Columns. The higher of the two values is reported on Form I and flagged with a "P".
N	This flag indicates presumptive evidence of a compound. This is only used for tentatively identified compounds (TICs), where the identification is based on a mass spectral library search. It applies to all TIC results. For generic characterization of a TIC, such as chlorinated hydrocarbon, the flag is not used.
H	Indicates sample was received and/or analyzed outside of The method allowable holding time

American Analytical Laboratories, LLC.

Date: 09-May-06

CLIENT:	Scientific Applications International Corp.	Client Sample ID:	EW14D/265/-165.3
Lab Order:	0605068	Tag Number:	9596
Project:	Claremont	Collection Date:	5/6/2006 2:52:00 PM
Lab ID:	0605068-01A	Matrix:	LIQUID

Analyses	Result	Limit	Qual	Units	DF	Date Analyzed
VOLATILE SW-846 METHOD 8260		SW8260B		SW5030A		Analyst: SB
1,1,1,2-Tetrachloroethane	U	1.0		µg/L	1	5/6/2006 3:23:00 PM
1,1,1-Trichloroethane	U	1.0		µg/L	1	5/6/2006 3:23:00 PM
1,1,2,2-Tetrachloroethane	U	1.0		µg/L	1	5/6/2006 3:23:00 PM
1,1,2-Trichloroethane	U	1.0		µg/L	1	5/6/2006 3:23:00 PM
1,1-Dichloroethane	U	1.0		µg/L	1	5/6/2006 3:23:00 PM
1,1-Dichloroethene	U	1.0		µg/L	1	5/6/2006 3:23:00 PM
1,2-Dibromoethane	U	1.0		µg/L	1	5/6/2006 3:23:00 PM
1,2-Dichloroethane	U	1.0		µg/L	1	5/6/2006 3:23:00 PM
1,2-Dichloropropane	U	1.0		µg/L	1	5/6/2006 3:23:00 PM
2-Butanone	U	1.0		µg/L	1	5/6/2006 3:23:00 PM
2-Hexanone	U	1.0		µg/L	1	5/6/2006 3:23:00 PM
4-Methyl-2-pentanone	U	1.0		µg/L	1	5/6/2006 3:23:00 PM
Acetone	U	1.0		µg/L	1	5/6/2006 3:23:00 PM
Acrylonitrile	U	1.0		µg/L	1	5/6/2006 3:23:00 PM
Benzene	U	1.0		µg/L	1	5/6/2006 3:23:00 PM
Bromochloromethane	U	1.0		µg/L	1	5/6/2006 3:23:00 PM
Bromodichloromethane	U	1.0		µg/L	1	5/6/2006 3:23:00 PM
Bromoform	U	1.0		µg/L	1	5/6/2006 3:23:00 PM
Bromomethane	U	1.0		µg/L	1	5/6/2006 3:23:00 PM
Carbon disulfide	U	1.0		µg/L	1	5/6/2006 3:23:00 PM
Carbon tetrachloride	U	1.0		µg/L	1	5/6/2006 3:23:00 PM
Chlorobenzene	U	1.0		µg/L	1	5/6/2006 3:23:00 PM
Chloroethane	U	1.0		µg/L	1	5/6/2006 3:23:00 PM
Chloroform	0.65	1.0	J	µg/L	1	5/6/2006 3:23:00 PM
Chloromethane	U	1.0		µg/L	1	5/6/2006 3:23:00 PM
cis-1,2-Dichloroethene	U	1.0		µg/L	1	5/6/2006 3:23:00 PM
cis-1,3-Dichloropropene	U	1.0		µg/L	1	5/6/2006 3:23:00 PM
Dibromochloromethane	U	1.0		µg/L	1	5/6/2006 3:23:00 PM
Dichlorodifluoromethane	U	1.0		µg/L	1	5/6/2006 3:23:00 PM
Ethylbenzene	U	1.0		µg/L	1	5/6/2006 3:23:00 PM
m,p-Xylene	U	2.0		µg/L	1	5/6/2006 3:23:00 PM
Methyl tert-butyl ether	U	1.0		µg/L	1	5/6/2006 3:23:00 PM
Methylene chloride	12	1.0	B	µg/L	1	5/6/2006 3:23:00 PM
o-Xylene	U	1.0		µg/L	1	5/6/2006 3:23:00 PM
Styrene	U	1.0		µg/L	1	5/6/2006 3:23:00 PM
Tetrachloroethene	U	1.0		µg/L	1	5/6/2006 3:23:00 PM
Toluene	U	1.0		µg/L	1	5/6/2006 3:23:00 PM
trans-1,2-Dichloroethene	U	1.0		µg/L	1	5/6/2006 3:23:00 PM
trans-1,3-Dichloropropene	U	1.0		µg/L	1	5/6/2006 3:23:00 PM

Qualifiers:	B	Analyte detected in the associated Method Blank	E	Value above quantitation range
	H	Holding times for preparation or analysis exceeded	J	Analyte detected below quantitation limits
	ND	Not Detected at the Reporting Limit	S	Spike Recovery outside accepted recovery limits
	U	Indicates the compound was analyzed for but not detected	X	Value exceeds Maximum Contaminant Level

American Analytical Laboratories, LLC.

Date: 09-May-06

CLIENT: Scientific Applications International Corp.
Lab Order: 0605068
Project: Claremont
Lab ID: 0605068-01A

Client Sample ID: EW14D/265/-165.3
Tag Number: 9596
Collection Date: 5/6/2006 2:52:00 PM
Matrix: LIQUID

Analyses	Result	Limit	Qual	Units	DF	Date Analyzed
VOLATILE SW-846 METHOD 8260						Analyst: SB
Trichloroethene	0.33	1.0	J	µg/L	1	5/6/2006 3:23:00 PM
Vinyl chloride	U	1.0		µg/L	1	5/6/2006 3:23:00 PM

Qualifiers:	B	Analyte detected in the associated Method Blank	E	Value above quantitation range
	H	Holding times for preparation or analysis exceeded	J	Analyte detected below quantitation limits
	ND	Not Detected at the Reporting Limit	S	Spike Recovery outside accepted recovery limits
	U	Indicates the compound was analyzed for but not detected	X	Value exceeds Maximum Contaminant Level



NYSDOH 11418
NJDEP NY050
CTDOH PH-0205
PADEP 68-00573

Tuesday, May 09, 2006

Richard Cronce
Scientific Applications International Corp.
6310 Allentown Boulevard
Harrisburg, PA 17112
TEL: (717) 901-8852
FAX (717) 901-8105

RE: Claremont

Order No.: 0605082

Dear Richard Cronce:

American Analytical Laboratories, LLC. received 1 sample(s) on 5/9/2006 for the analyses presented in the following report.

Samples were analyzed in accordance with the test procedures documented on the chain of custody and detailed throughout the text of this report.

The limits provided in the data package are analytical reporting limits and not Federal or Local mandated values to which the sample results should be compared.

There were no problems with the analyses and all data for associated QC met laboratory specifications. If there are any exceptions a Case Narrative is provided in the report.

If you have any questions regarding these tests results, please do not hesitate to call (631) 454-6100 or email me directly at lbeyer@american-analytical.com.

Sincerely,


Lori Beyer
Lab Director

American Analytical Laboratories, LLC.

Date: 09-May-06

CLIENT: Scientific Applications International Corp.
Project: Claremont
Lab Order: 0605082

Work Order Sample Summary

Lab Sample ID	Client Sample ID	Tag Number	Date Collected	Date Received
0605082-01A	EW4D/175/-15.7	9597	5/9/2006 8:32:00 AM	5/9/2006



CHAIN OF CUSTODY / REQUEST FOR ANALYSIS DOCUMENT

CLIENT NAME/ADDRESS SAC		CONTACT: <i>Claremont</i>		SAMPLER (SIGNATURE) <i>C. Huss</i>	SAMPLE(S) SEALED	YES / NO
				SAMPLER NAME (PRINT)	CORRECT CONTAINER(S)	YES / NO

LABORATORY ID #	MATRIX	# CONTAINERS	SAMPLING DATE/TIME	SAMPLE # - LOCATION	ANALYSIS REQUIRED	FOR METHANOL PRESERVED SAMPLES [VOLATILE VIAL #]
0605082-1176W		2	5-9-06/832	EW40/175/-1S.7	<i>Yes</i>	

RELINQUISHED BY (SIGNATURE) <i>C. Huss</i>		DATE 5-9-06	TIME 848	PRINTED NAME C. Huss
RELINQUISHED BY (SIGNATURE)		DATE	TIME	PRINTED NAME

TURNAROUND REQUIRED: NORMAL <input type="checkbox"/> STAT <input checked="" type="checkbox"/>		RECEIVED BY LAB (SIGNATURE) <i>[Signature]</i>	BY <i>[Signature]</i>
RECEIVED BY LAB (SIGNATURE)	DATE	TIME	PRINTED NAME <i>[Signature]</i>

COOLER TEMPERATURE:	COMMENTS / INSTRUCTIONS <i>1966</i>
---------------------	--

AMERICAN ANALYTICAL LABORATORIES, LLC

56 TOLEDO STREET

FARMINGDALE, NEW YORK 11735

TELEPHONE: (631) 454-6100 FAX: (631) 454-8027

DATA REPORTING QUALIFIERS

For reporting results, the following "Results Qualifiers" are used:

Value	If the result is greater than or equal to the detection limit, report the value
U	Indicates the compound was analyzed for but was not detected. Report the minimum detection limit for the sample with the U, i.e. "10U". This is not necessarily the instrument detection limit attainable for this particular sample based on any concentration or dilution that may have been required.
J	Indicates an estimated value. The flag is used: (1) When estimating a concentration for a tentatively identified compound (library search hits, where a 1:1 response is assumed.) (2) When the mass spectral data indicated the identification, however the result was less than the specified detection limit greater than zero. If the detection limit was 10ug/L and a concentration of 3ug/L was calculated report as 3J. This flag is used when similar situations arise on any organic parameter i.e. Pesticide, PCBs and others.
B	Indicates the analyte was found in the blank as well as the sample report "10B".
E	Indicates the analytes concentration exceeds the calibrated range of the instrument for that specific analysis.
D	This flag identifies all compounds identified in an analysis at a secondary dilution factor.
P	This flag is used for Pesticide / PCB target analyte when there is >25% difference for detected concentrations between the two GC Columns. The higher of the two values is reported on Form I and flagged with a "P".
N	This flag indicates presumptive evidence of a compound. This is only used for tentatively identified compounds (TICs), where the identification is based on a mass spectral library search. It applies to all TIC results. For generic characterization of a TIC, such as chlorinated hydrocarbon, the flag is not used.
H	Indicates sample was received and/or analyzed outside of The method allowable holding time

American Analytical Laboratories, LLC.

Date: 09-May-06

CLIENT: Scientific Applications International Corp.
Lab Order: 0605082
Project: Claremont
Lab ID: 0605082-01A

Client Sample ID: EW4D/175/-15.7
Tag Number: 9597
Collection Date: 5/9/2006 8:32:00 AM
Matrix: LIQUID

Analyses	Result	Limit	Qual	Units	DF	Date Analyzed
VOLATILE SW-846 METHOD 8260						
						Analyst: LDS
		SW8260B		SW5030A		
1,1,1,2-Tetrachloroethane	U	1.0		µg/L	1	5/9/2006 10:16:00 AM
1,1,1-Trichloroethane	61	1.0		µg/L	1	5/9/2006 10:16:00 AM
1,1,2,2-Tetrachloroethane	U	1.0		µg/L	1	5/9/2006 10:16:00 AM
1,1,2-Trichloroethane	U	1.0		µg/L	1	5/9/2006 10:16:00 AM
1,1-Dichloroethane	15	1.0		µg/L	1	5/9/2006 10:16:00 AM
1,1-Dichloroethene	40	1.0		µg/L	1	5/9/2006 10:16:00 AM
1,2-Dibromoethane	U	1.0		µg/L	1	5/9/2006 10:16:00 AM
1,2-Dichloroethane	U	1.0		µg/L	1	5/9/2006 10:16:00 AM
1,2-Dichloropropane	U	1.0		µg/L	1	5/9/2006 10:16:00 AM
2-Butanone	U	1.0		µg/L	1	5/9/2006 10:16:00 AM
2-Hexanone	U	1.0		µg/L	1	5/9/2006 10:16:00 AM
4-Methyl-2-pentanone	U	1.0		µg/L	1	5/9/2006 10:16:00 AM
Acetone	U	1.0		µg/L	1	5/9/2006 10:16:00 AM
Acrylonitrile	U	1.0		µg/L	1	5/9/2006 10:16:00 AM
Benzene	U	1.0		µg/L	1	5/9/2006 10:16:00 AM
Bromochloromethane	U	1.0		µg/L	1	5/9/2006 10:16:00 AM
Bromodichloromethane	U	1.0		µg/L	1	5/9/2006 10:16:00 AM
Bromoform	U	1.0		µg/L	1	5/9/2006 10:16:00 AM
Bromomethane	U	1.0		µg/L	1	5/9/2006 10:16:00 AM
Carbon disulfide	U	1.0		µg/L	1	5/9/2006 10:16:00 AM
Carbon tetrachloride	U	1.0		µg/L	1	5/9/2006 10:16:00 AM
Chlorobenzene	U	1.0		µg/L	1	5/9/2006 10:16:00 AM
Chloroethane	U	1.0		µg/L	1	5/9/2006 10:16:00 AM
Chloroform	U	1.0		µg/L	1	5/9/2006 10:16:00 AM
Chloromethane	U	1.0		µg/L	1	5/9/2006 10:16:00 AM
cis-1,2-Dichloroethene	16	1.0		µg/L	1	5/9/2006 10:16:00 AM
cis-1,3-Dichloropropene	U	1.0		µg/L	1	5/9/2006 10:16:00 AM
Dibromochloromethane	U	1.0		µg/L	1	5/9/2006 10:16:00 AM
Dichlorodifluoromethane	U	1.0		µg/L	1	5/9/2006 10:16:00 AM
Ethylbenzene	U	1.0		µg/L	1	5/9/2006 10:16:00 AM
m,p-Xylene	U	2.0		µg/L	1	5/9/2006 10:16:00 AM
Methyl tert-butyl ether	1.5	1.0		µg/L	1	5/9/2006 10:16:00 AM
Methylene chloride	10	1.0	B	µg/L	1	5/9/2006 10:16:00 AM
o-Xylene	U	1.0		µg/L	1	5/9/2006 10:16:00 AM
Styrene	U	1.0		µg/L	1	5/9/2006 10:16:00 AM
Tetrachloroethene	44	1.0		µg/L	1	5/9/2006 10:16:00 AM
Toluene	U	1.0		µg/L	1	5/9/2006 10:16:00 AM
trans-1,2-Dichloroethene	U	1.0		µg/L	1	5/9/2006 10:16:00 AM
trans-1,3-Dichloropropene	U	1.0		µg/L	1	5/9/2006 10:16:00 AM

Qualifiers:	B	Analyte detected in the associated Method Blank	E	Value above quantitation range
	H	Holding times for preparation or analysis exceeded	J	Analyte detected below quantitation limits
	ND	Not Detected at the Reporting Limit	S	Spike Recovery outside accepted recovery limits
	U	Indicates the compound was analyzed for but not detected	X	Value exceeds Maximum Contaminant Level


American Analytical Laboratories, LLC.

Date: 09-May-06

CLIENT:	Scientific Applications International Corp.	Client Sample ID:	EW4D/175/-15.7
Lab Order:	0605082	Tag Number:	9597
Project:	Claremont	Collection Date:	5/9/2006 8:32:00 AM
Lab ID:	0605082-01A	Matrix:	LIQUID

Analyses	Result	Limit	Qual	Units	DF	Date Analyzed
VOLATILE SW-846 METHOD 8260						Analyst: LDS
Trichloroethene	280	1.0		µg/L	1	5/9/2006 10:16:00 AM
Vinyl chloride	U	1.0		µg/L	1	5/9/2006 10:16:00 AM

Qualifiers:	B	Analyte detected in the associated Method Blank	E	Value above quantitation range
	H	Holding times for preparation or analysis exceeded	J	Analyte detected below quantitation limits
	ND	Not Detected at the Reporting Limit	S	Spike Recovery outside accepted recovery limits
	U	Indicates the compound was analyzed for but not detected	X	Value exceeds Maximum Contaminant Level



NYSDOH 11418
NJDEP NY050
CTDOH PH-0205
PADEP 68-00573

Wednesday, May 10, 2006

Richard Cronce
Scientific Applications International Corp.
6310 Allentown Boulevard
Harrisburg, PA 17112

TEL: (717) 901-8852

FAX (717) 901-8105

RE: Claremont

Order No.: 0605085

Dear Richard Cronce:

American Analytical Laboratories, LLC. received 1 sample(s) on 5/9/2006 for the analyses presented in the following report.


Samples were analyzed in accordance with the test procedures documented on the chain of custody and detailed throughout the text of this report.

The limits provided in the data package are analytical reporting limits and not Federal or Local mandated values to which the sample results should be compared.

There were no problems with the analyses and all data for associated QC met laboratory specifications. If there are any exceptions a Case Narrative is provided in the report.

If you have any questions regarding these tests results, please do not hesitate to call (631) 454-6100 or email me directly at lbeyer@american-analytical.com.

Sincerely,


Lori Beyer
Lab Director

AMERICAN ANALYTICAL LABORATORIES, LLC

56 TOLEDO STREET

FARMINGDALE, NEW YORK 11735

TELEPHONE: (631) 454-6100

FAX: (631) 454-8027

DATA REPORTING QUALIFIERS

For reporting results, the following "Results Qualifiers" are used:

Value	If the result is greater than or equal to the detection limit, report the value
U	Indicates the compound was analyzed for but was not detected. Report the minimum detection limit for the sample with the U, i.e. "10U". This is not necessarily the instrument detection limit attainable for this particular sample based on any concentration or dilution that may have been required.
J	Indicates an estimated value. The flag is used: <ol style="list-style-type: none">(1) When estimating a concentration for a tentatively identified compound (library search hits, where a 1:1 response is assumed.)(2) When the mass spectral data indicated the identification, however the result was less than the specified detection limit greater than zero. If the detection limit was 10ug/L and a concentration of 3ug/L was calculated report as 3J. This flag is used when similar situations arise on any organic parameter i.e. Pesticide, PCBs and others.
B	Indicates the analyte was found in the blank as well as the sample report "10B".
E	Indicates the analytes concentration exceeds the calibrated range of the instrument for that specific analysis.
D	This flag identifies all compounds identified in an analysis at a secondary dilution factor.
P	This flag is used for Pesticide / PCB target analyte when there is >25% difference for detected concentrations between the two GC Columns. The higher of the two values is reported on Form I and flagged with a "P".
N	This flag indicates presumptive evidence of a compound. This is only used for tentatively identified compounds (TICs), where the identification is based on a mass spectral library search. It applies to all TIC results. For generic characterization of a TIC, such as chlorinated hydrocarbon, the flag is not used.
H	Indicates sample was received and/or analyzed outside of The method allowable holding time

American Analytical Laboratories, LLC.

Date: 10-May-06

CLIENT: Scientific Applications International Corp. **Client Sample ID:** EW4D/195/-35.7
Lab Order: 0605085 **Tag Number:** 9598
Project: Claremont **Collection Date:** 5/9/2006 1:12:00 PM
Lab ID: 0605085-01A **Matrix:** LIQUID

Analyses	Result	Limit	Qual	Units	DF	Date Analyzed
VOLATILE SW-846 METHOD 8260						Analyst: LDS
		SW8260B		SW5030A		
1,1,1,2-Tetrachloroethane	U	1.0		µg/L	1	5/9/2006 2:14:00 PM
1,1,1-Trichloroethane	4.9	1.0		µg/L	1	5/9/2006 2:14:00 PM
1,1,2,2-Tetrachloroethane	U	1.0		µg/L	1	5/9/2006 2:14:00 PM
1,1,2-Trichloroethane	U	1.0		µg/L	1	5/9/2006 2:14:00 PM
1,1-Dichloroethane	3.7	1.0		µg/L	1	5/9/2006 2:14:00 PM
1,1-Dichloroethene	4.0	1.0		µg/L	1	5/9/2006 2:14:00 PM
1,2-Dibromoethane	U	1.0		µg/L	1	5/9/2006 2:14:00 PM
1,2-Dichloroethane	2.3	1.0		µg/L	1	5/9/2006 2:14:00 PM
1,2-Dichloropropane	U	1.0		µg/L	1	5/9/2006 2:14:00 PM
2-Butanone	U	1.0		µg/L	1	5/9/2006 2:14:00 PM
2-Hexanone	U	1.0		µg/L	1	5/9/2006 2:14:00 PM
4-Methyl-2-pentanone	U	1.0		µg/L	1	5/9/2006 2:14:00 PM
Acetone	U	1.0		µg/L	1	5/9/2006 2:14:00 PM
Acrylonitrile	U	1.0		µg/L	1	5/9/2006 2:14:00 PM
Benzene	U	1.0		µg/L	1	5/9/2006 2:14:00 PM
Bromochloromethane	U	1.0		µg/L	1	5/9/2006 2:14:00 PM
Bromodichloromethane	U	1.0		µg/L	1	5/9/2006 2:14:00 PM
Bromoform	U	1.0		µg/L	1	5/9/2006 2:14:00 PM
Bromomethane	U	1.0		µg/L	1	5/9/2006 2:14:00 PM
Carbon disulfide	U	1.0		µg/L	1	5/9/2006 2:14:00 PM
Carbon tetrachloride	U	1.0		µg/L	1	5/9/2006 2:14:00 PM
Chlorobenzene	U	1.0		µg/L	1	5/9/2006 2:14:00 PM
Chloroethane	U	1.0		µg/L	1	5/9/2006 2:14:00 PM
Chloroform	U	1.0		µg/L	1	5/9/2006 2:14:00 PM
Chloromethane	U	1.0		µg/L	1	5/9/2006 2:14:00 PM
cis-1,2-Dichloroethene	24	1.0		µg/L	1	5/9/2006 2:14:00 PM
cis-1,3-Dichloropropene	U	1.0		µg/L	1	5/9/2006 2:14:00 PM
Dibromochloromethane	U	1.0		µg/L	1	5/9/2006 2:14:00 PM
Dichlorodifluoromethane	U	1.0		µg/L	1	5/9/2006 2:14:00 PM
Ethylbenzene	U	1.0		µg/L	1	5/9/2006 2:14:00 PM
m,p-Xylene	U	2.0		µg/L	1	5/9/2006 2:14:00 PM
Methyl tert-butyl ether	U	1.0		µg/L	1	5/9/2006 2:14:00 PM
Methylene chloride	11	1.0	B	µg/L	1	5/9/2006 2:14:00 PM
o-Xylene	U	1.0		µg/L	1	5/9/2006 2:14:00 PM
Styrene	U	1.0		µg/L	1	5/9/2006 2:14:00 PM
Tetrachloroethene	39	1.0		µg/L	1	5/9/2006 2:14:00 PM
Toluene	U	1.0		µg/L	1	5/9/2006 2:14:00 PM
trans-1,2-Dichloroethene	U	1.0		µg/L	1	5/9/2006 2:14:00 PM
trans-1,3-Dichloropropene	U	1.0		µg/L	1	5/9/2006 2:14:00 PM

Qualifiers: B Analyte detected in the associated Method Blank E Value above quantitation range
 H Holding times for preparation or analysis exceeded J Analyte detected below quantitation limits
 ND Not Detected at the Reporting Limit S Spike Recovery outside accepted recovery limits
 U Indicates the compound was analyzed for but not detected X Value exceeds Maximum Contaminant Level

American Analytical Laboratories, LLC.

Date: 10-May-06

CLIENT:	Scientific Applications International Corp.	Client Sample ID:	EW4D/195/-35.7
Lab Order:	0605085	Tag Number:	9598
Project:	Claremont	Collection Date:	5/9/2006 1:12:00 PM
Lab ID:	0605085-01A	Matrix:	LIQUID

Analyses	Result	Limit	Qual	Units	DF	Date Analyzed
VOLATILE SW-846 METHOD 8260						Analyst: LDS
Trichloroethene	2000	20		µg/L	20	5/9/2006 3:35:00 PM
Vinyl chloride	U	1.0		µg/L	1	5/9/2006 2:14:00 PM

Qualifiers:	B	Analyte detected in the associated Method Blank	E	Value above quantitation range
	H	Holding times for preparation or analysis exceeded	J	Analyte detected below quantitation limits
	ND	Not Detected at the Reporting Limit	S	Spike Recovery outside accepted recovery limits
	U	Indicates the compound was analyzed for but not detecte	X	Value exceeds Maximum Contaminant Level

Wednesday, May 10, 2006

Richard Cronce
Scientific Applications International Corp.
6310 Allentown Boulevard
Harrisburg, PA 17112
TEL: (717) 901-8852
FAX (717) 901-8105

RE: Claremont

Order No.: 0605088

Dear Richard Cronce:

American Analytical Laboratories, LLC. received 2 sample(s) on 5/9/2006 for the analyses presented in the following report.


Samples were analyzed in accordance with the test procedures documented on the chain of custody and detailed throughout the text of this report.

The limits provided in the data package are analytical reporting limits and not Federal or Local mandated values to which the sample results should be compared.

There were no problems with the analyses and all data for associated QC met laboratory specifications. If there are any exceptions a Case Narrative is provided in the report.

If you have any questions regarding these tests results, please do not hesitate to call (631) 454-6100 or email me directly at lbeyer@american-analytical.com.

Sincerely,



Lori Beyer
Lab Director

American Analytical Laboratories, LLC.

Date: 10-May-06

CLIENT: Scientific Applications International Corp.
Project: Claremont
Lab Order: 0605088

Work Order Sample Summary

Lab Sample ID	Client Sample ID	Tag Number	Date Collected	Date Received
0605088-01A	EW14D/215/-55.7	9599	5/9/2006 3:17:00 PM	5/9/2006
0605088-02A	CPC-01-EW14D	9599	5/9/2006 3:20:00 PM	5/9/2006

AMERICAN ANALYTICAL LABORATORIES, LLC

56 TOLEDO STREET

FARMINGDALE, NEW YORK 11735

TELEPHONE: (631) 454-6100 FAX: (631) 454-8027

DATA REPORTING QUALIFIERS

For reporting results, the following "Results Qualifiers" are used:

Value	If the result is greater than or equal to the detection limit, report the value
U	Indicates the compound was analyzed for but was not detected. Report the minimum detection limit for the sample with the U, i.e. "10U". This is not necessarily the instrument detection limit attainable for this particular sample based on any concentration or dilution that may have been required.
J	Indicates an estimated value. The flag is used: <ol style="list-style-type: none">(1) When estimating a concentration for a tentatively identified compound (library search hits, where a 1:1 response is assumed.)(2) When the mass spectral data indicated the identification, however the result was less than the specified detection limit greater than zero. If the detection limit was 10ug/L and a concentration of 3ug/L was calculated report as 3J. This flag is used when similar situations arise on any organic parameter i.e. Pesticide, PCBs and others.
B	Indicates the analyte was found in the blank as well as the sample report "10B".
E	Indicates the analytes concentration exceeds the calibrated range of the instrument for that specific analysis.
D	This flag identifies all compounds identified in an analysis at a secondary dilution factor.
P	This flag is used for Pesticide / PCB target analyte when there is >25% difference for detected concentrations between the two GC Columns. The higher of the two values is reported on Form I and flagged with a "P".
N	This flag indicates presumptive evidence of a compound. This is only used for tentatively identified compounds (TICs), where the identification is based on a mass spectral library search. It applies to all TIC results. For generic characterization of a TIC, such as chlorinated hydrocarbon, the flag is not used.
H	Indicates sample was received and/or analyzed outside of The method allowable holding time

American Analytical Laboratories, LLC.

Date: 10-May-06

CLIENT: Scientific Applications International Corp.
Lab Order: 0605088
Project: Claremont
Lab ID: 0605088-01A

Client Sample ID: EW14D/215/-55.7
Tag Number: 9599
Collection Date: 5/9/2006 3:17:00 PM
Matrix: LIQUID

Analyses	Result	Limit	Qual	Units	DF	Date Analyzed
VOLATILE SW-846 METHOD 8260		SW8260B		Analyst: LDS		
1,1,1,2-Tetrachloroethane	U	1.0		µg/L	1	5/9/2006 4:15:00 PM
1,1,1-Trichloroethane	8.2	1.0		µg/L	1	5/9/2006 4:15:00 PM
1,1,1,2-Tetrachloroethane	U	1.0		µg/L	1	5/9/2006 4:15:00 PM
1,1,2-Trichloroethane	U	1.0		µg/L	1	5/9/2006 4:15:00 PM
1,1-Dichloroethane	3.9	1.0		µg/L	1	5/9/2006 4:15:00 PM
1,1-Dichloroethene	4.2	1.0		µg/L	1	5/9/2006 4:15:00 PM
1,2-Dibromoethane	U	1.0		µg/L	1	5/9/2006 4:15:00 PM
1,2-Dichloroethane	U	1.0		µg/L	1	5/9/2006 4:15:00 PM
1,2-Dichloropropane	U	1.0		µg/L	1	5/9/2006 4:15:00 PM
2-Butanone	U	1.0		µg/L	1	5/9/2006 4:15:00 PM
2-Hexanone	U	1.0		µg/L	1	5/9/2006 4:15:00 PM
4-Methyl-2-pentanone	U	1.0		µg/L	1	5/9/2006 4:15:00 PM
Acetone	U	1.0		µg/L	1	5/9/2006 4:15:00 PM
Acrylonitrile	U	1.0		µg/L	1	5/9/2006 4:15:00 PM
Benzene	U	1.0		µg/L	1	5/9/2006 4:15:00 PM
Bromochloromethane	U	1.0		µg/L	1	5/9/2006 4:15:00 PM
Bromodichloromethane	U	1.0		µg/L	1	5/9/2006 4:15:00 PM
Bromoform	U	1.0		µg/L	1	5/9/2006 4:15:00 PM
Bromomethane	U	1.0		µg/L	1	5/9/2006 4:15:00 PM
Carbon disulfide	U	1.0		µg/L	1	5/9/2006 4:15:00 PM
Carbon tetrachloride	U	1.0		µg/L	1	5/9/2006 4:15:00 PM
Chlorobenzene	U	1.0		µg/L	1	5/9/2006 4:15:00 PM
Chloroethane	U	1.0		µg/L	1	5/9/2006 4:15:00 PM
Chloroform	U	1.0		µg/L	1	5/9/2006 4:15:00 PM
Chloromethane	U	1.0		µg/L	1	5/9/2006 4:15:00 PM
cis-1,2-Dichloroethene	27	1.0		µg/L	1	5/9/2006 4:15:00 PM
cis-1,3-Dichloropropene	U	1.0		µg/L	1	5/9/2006 4:15:00 PM
Dibromochloromethane	U	1.0		µg/L	1	5/9/2006 4:15:00 PM
Dichlorodifluoromethane	U	1.0		µg/L	1	5/9/2006 4:15:00 PM
Ethylbenzene	U	1.0		µg/L	1	5/9/2006 4:15:00 PM
m,p-Xylene	U	2.0		µg/L	1	5/9/2006 4:15:00 PM
Methyl tert-butyl ether	U	1.0		µg/L	1	5/9/2006 4:15:00 PM
Methylene chloride	6.7	1.0	B	µg/L	1	5/9/2006 4:15:00 PM
o-Xylene	U	1.0		µg/L	1	5/9/2006 4:15:00 PM
Styrene	U	1.0		µg/L	1	5/9/2006 4:15:00 PM
Tetrachloroethene	81	1.0		µg/L	1	5/9/2006 4:15:00 PM
Toluene	U	1.0		µg/L	1	5/9/2006 4:15:00 PM
trans-1,2-Dichloroethene	U	1.0		µg/L	1	5/9/2006 4:15:00 PM
trans-1,3-Dichloropropene	U	1.0		µg/L	1	5/9/2006 4:15:00 PM

Qualifiers:
 B Analyte detected in the associated Method Blank
 H Holding times for preparation or analysis exceeded
 ND Not Detected at the Reporting Limit
 U Indicates the compound was analyzed for but not detected

E Value above quantitation range
 J Analyte detected below quantitation limits
 S Spike Recovery outside accepted recovery limits
 X Value exceeds Maximum Contaminant Level

American Analytical Laboratories, LLC.

Date: 10-May-06

CLIENT: Scientific Applications International Corp. **Client Sample ID:** EW14D/215/-55.7
Lab Order: 0605088 **Tag Number:** 9599
Project: Claremont **Collection Date:** 5/9/2006 3:17:00 PM
Lab ID: 0605088-01A **Matrix:** LIQUID

Analyses	Result	Limit	Qual	Units	DF	Date Analyzed
VOLATILE SW-846 METHOD 8260						Analyst: LDS
Trichloroethene	1400	10		µg/L	10	5/9/2006 4:53:00 PM
Vinyl chloride	U	1.0		µg/L	1	5/9/2006 4:15:00 PM

Qualifiers: B Analyte detected in the associated Method Blank E Value above quantitation range
 H Holding times for preparation or analysis exceeded J Analyte detected below quantitation limits
 ND Not Detected at the Reporting Limit S Spike Recovery outside accepted recovery limits
 U Indicates the compound was analyzed for but not detected X Value exceeds Maximum Contaminant Level

American Analytical Laboratories, LLC.

Date: 10-May-06

CLIENT:	Scientific Applications International Corp.	Client Sample ID:	CPC-01-EW14D
Lab Order:	0605088	Tag Number:	9599
Project:	Claremont	Collection Date:	5/9/2006 3:20:00 PM
Lab ID:	0605088-02A	Matrix:	LIQUID

Analyses	Result	Limit	Qual	Units	DF	Date Analyzed
VOLATILE SW-846 METHOD 8260						
		SW8260B		SW5030A		Analyst: LDS
1,1,1,2-Tetrachloroethane	U	1.0		µg/L	1	5/9/2006 6:34:00 PM
1,1,1-Trichloroethane	9.8	1.0		µg/L	1	5/9/2006 6:34:00 PM
1,1,2,2-Tetrachloroethane	U	1.0		µg/L	1	5/9/2006 6:34:00 PM
1,1,2-Trichloroethane	U	1.0		µg/L	1	5/9/2006 6:34:00 PM
1,1-Dichloroethane	5.4	1.0		µg/L	1	5/9/2006 6:34:00 PM
1,1-Dichloroethene	4.3	1.0		µg/L	1	5/9/2006 6:34:00 PM
1,2-Dibromoethane	U	1.0		µg/L	1	5/9/2006 6:34:00 PM
1,2-Dichloroethane	U	1.0		µg/L	1	5/9/2006 6:34:00 PM
1,2-Dichloropropane	U	1.0		µg/L	1	5/9/2006 6:34:00 PM
2-Butanone	U	1.0		µg/L	1	5/9/2006 6:34:00 PM
2-Hexanone	U	1.0		µg/L	1	5/9/2006 6:34:00 PM
4-Methyl-2-pentanone	U	1.0		µg/L	1	5/9/2006 6:34:00 PM
Acetone	U	1.0		µg/L	1	5/9/2006 6:34:00 PM
Acrylonitrile	U	1.0		µg/L	1	5/9/2006 6:34:00 PM
Benzene	U	1.0		µg/L	1	5/9/2006 6:34:00 PM
Bromochloromethane	U	1.0		µg/L	1	5/9/2006 6:34:00 PM
Bromodichloromethane	U	1.0		µg/L	1	5/9/2006 6:34:00 PM
Bromoform	U	1.0		µg/L	1	5/9/2006 6:34:00 PM
Bromomethane	U	1.0		µg/L	1	5/9/2006 6:34:00 PM
Carbon disulfide	U	1.0		µg/L	1	5/9/2006 6:34:00 PM
Carbon tetrachloride	U	1.0		µg/L	1	5/9/2006 6:34:00 PM
Chlorobenzene	U	1.0		µg/L	1	5/9/2006 6:34:00 PM
Chloroethane	U	1.0		µg/L	1	5/9/2006 6:34:00 PM
Chloroform	U	1.0		µg/L	1	5/9/2006 6:34:00 PM
Chloromethane	U	1.0		µg/L	1	5/9/2006 6:34:00 PM
cis-1,2-Dichloroethene	30	1.0		µg/L	1	5/9/2006 6:34:00 PM
cis-1,3-Dichloropropene	U	1.0		µg/L	1	5/9/2006 6:34:00 PM
Dibromochloromethane	U	1.0		µg/L	1	5/9/2006 6:34:00 PM
Dichlorodifluoromethane	U	1.0		µg/L	1	5/9/2006 6:34:00 PM
Ethylbenzene	U	1.0		µg/L	1	5/9/2006 6:34:00 PM
m,p-Xylene	U	2.0		µg/L	1	5/9/2006 6:34:00 PM
Methyl tert-butyl ether	U	1.0		µg/L	1	5/9/2006 6:34:00 PM
Methylene chloride	14	1.0	B	µg/L	1	5/9/2006 6:34:00 PM
o-Xylene	U	1.0		µg/L	1	5/9/2006 6:34:00 PM
Styrene	U	1.0		µg/L	1	5/9/2006 6:34:00 PM
Tetrachloroethene	40	1.0		µg/L	1	5/9/2006 6:34:00 PM
Toluene	U	1.0		µg/L	1	5/9/2006 6:34:00 PM
trans-1,2-Dichloroethene	U	1.0		µg/L	1	5/9/2006 6:34:00 PM
trans-1,3-Dichloropropene	U	1.0		µg/L	1	5/9/2006 6:34:00 PM

Qualifiers:

- B Analyte detected in the associated Method Blank
- H Holding times for preparation or analysis exceeded
- ND Not Detected at the Reporting Limit
- U Indicates the compound was analyzed for but not detected

- E Value above quantitation range
- J Analyte detected below quantitation limits
- S Spike Recovery outside accepted recovery limits
- X Value exceeds Maximum Contaminant Level

American Analytical Laboratories, LLC.

Date: 10-May-06

CLIENT:	Scientific Applications International Corp.	Client Sample ID:	CPC-01-EW14D
Lab Order:	0605088	Tag Number:	9599
Project:	Claremont	Collection Date:	5/9/2006 3:20:00 PM
Lab ID:	0605088-02A	Matrix:	LIQUID

Analyses	Result	Limit	Qual	Units	DF	Date Analyzed
VOLATILE SW-846 METHOD 8260						Analyst: LDS
Trichloroethene	1300	10		µg/L	10	5/9/2006 7:17:00 PM
Vinyl chloride	U	1.0		µg/L	1	5/9/2006 6:34:00 PM

Qualifiers:	B	Analyte detected in the associated Method Blank	E	Value above quantitation range
	H	Holding times for preparation or analysis exceeded	J	Analyte detected below quantitation limits
	ND	Not Detected at the Reporting Limit	S	Spike Recovery outside accepted recovery limits
	U	Indicates the compound was analyzed for but not detected	X	Value exceeds Maximum Contaminant Level

Wednesday, May 10, 2006

Richard Cronce
Scientific Applications International Corp.
6310 Allentown Boulevard
Harrisburg, PA 17112

TEL: (717) 901-8852

FAX (717) 901-8105

RE: Claremont

Order No.: 0605089

Dear Richard Cronce:

American Analytical Laboratories, LLC. received 1 sample(s) on 5/10/2006 for the analyses presented in the following report.


Samples were analyzed in accordance with the test procedures documented on the chain of custody and detailed throughout the text of this report.

The limits provided in the data package are analytical reporting limits and not Federal or Local mandated values to which the sample results should be compared.

There were no problems with the analyses and all data for associated QC met laboratory specifications. If there are any exceptions a Case Narrative is provided in the report.

If you have any questions regarding these tests results, please do not hesitate to call (631) 454-6100 or email me directly at lbeyer@american-analytical.com.

Sincerely,



Lori Beyer
Lab Director

CLIENT: Scientific Applications International Corp.
Project: Claremont
Lab Order: 0605089

Work Order Sample Summary

Lab Sample ID	Client Sample ID	Tag Number	Date Collected	Date Received
0605089-01A	EW14D/235/-75.7	9600	5/9/2006 6:20:00 PM	5/10/2006

AMERICAN ANALYTICAL LABORATORIES, LLC

56 TOLEDO STREET

FARMINGDALE, NEW YORK 11735

TELEPHONE: (631) 454-6100 FAX: (631) 454-8027

DATA REPORTING QUALIFIERS

For reporting results, the following "Results Qualifiers" are used:

Value	If the result is greater than or equal to the detection limit, report the value
U	Indicates the compound was analyzed for but was not detected. Report the minimum detection limit for the sample with the U, i.e. "10U". This is not necessarily the instrument detection limit attainable for this particular sample based on any concentration or dilution that may have been required.
J	Indicates an estimated value. The flag is used: <ol style="list-style-type: none">(1) When estimating a concentration for a tentatively identified compound (library search hits, where a 1:1 response is assumed.)(2) When the mass spectral data indicated the identification, however the result was less than the specified detection limit greater than zero. If the detection limit was 10ug/L and a concentration of 3ug/L was calculated report as 3J. This flag is used when similar situations arise on any organic parameter i.e. Pesticide, PCBs and others.
B	Indicates the analyte was found in the blank as well as the sample report "10B".
E	Indicates the analytes concentration exceeds the calibrated range of the instrument for that specific analysis.
D	This flag identifies all compounds identified in an analysis at a secondary dilution factor.
P	This flag is used for Pesticide / PCB target analyte when there is >25% difference for detected concentrations between the two GC Columns. The higher of the two values is reported on Form I and flagged with a "P".
N	This flag indicates presumptive evidence of a compound. This is only used for tentatively identified compounds (TICs), where the identification is based on a mass spectral library search. It applies to all TIC results. For generic characterization of a TIC, such as chlorinated hydrocarbon, the flag is not used.
H	Indicates sample was received and/or analyzed outside of The method allowable holding time

American Analytical Laboratories, LLC.

Date: 10-May-06

CLIENT:	Scientific Applications International Corp.	Client Sample ID:	EW14D/235/-75.7
Lab Order:	0605089	Tag Number:	9600
Project:	Claremont	Collection Date:	5/9/2006 6:20:00 PM
Lab ID:	0605089-01A	Matrix:	LIQUID

Analyses	Result	Limit	Qual	Units	DF	Date Analyzed
VOLATILE SW-846 METHOD 8260		SW8260B		SW5030A		Analyst: LDS
1,1,1,2-Tetrachloroethane	U	1.0		µg/L	1	5/10/2006 10:12:00 AM
1,1,1-Trichloroethane	8.2	1.0		µg/L	1	5/10/2006 10:12:00 AM
1,1,2,2-Tetrachloroethane	U	1.0		µg/L	1	5/10/2006 10:12:00 AM
1,1,2-Trichloroethane	U	1.0		µg/L	1	5/10/2006 10:12:00 AM
1,1-Dichloroethane	U	1.0		µg/L	1	5/10/2006 10:12:00 AM
1,1-Dichloroethene	5.5	1.0		µg/L	1	5/10/2006 10:12:00 AM
1,2-Dibromoethane	U	1.0		µg/L	1	5/10/2006 10:12:00 AM
1,2-Dichloroethane	U	1.0		µg/L	1	5/10/2006 10:12:00 AM
1,2-Dichloropropane	U	1.0		µg/L	1	5/10/2006 10:12:00 AM
2-Butanone	U	1.0		µg/L	1	5/10/2006 10:12:00 AM
2-Hexanone	U	1.0		µg/L	1	5/10/2006 10:12:00 AM
4-Methyl-2-pentanone	U	1.0		µg/L	1	5/10/2006 10:12:00 AM
Acetone	U	1.0		µg/L	1	5/10/2006 10:12:00 AM
Acrylonitrile	U	1.0		µg/L	1	5/10/2006 10:12:00 AM
Benzene	U	1.0		µg/L	1	5/10/2006 10:12:00 AM
Bromochloromethane	U	1.0		µg/L	1	5/10/2006 10:12:00 AM
Bromodichloromethane	U	1.0		µg/L	1	5/10/2006 10:12:00 AM
Bromoform	U	1.0		µg/L	1	5/10/2006 10:12:00 AM
Bromomethane	U	1.0		µg/L	1	5/10/2006 10:12:00 AM
Carbon disulfide	U	1.0		µg/L	1	5/10/2006 10:12:00 AM
Carbon tetrachloride	U	1.0		µg/L	1	5/10/2006 10:12:00 AM
Chlorobenzene	U	1.0		µg/L	1	5/10/2006 10:12:00 AM
Chloroethane	U	1.0		µg/L	1	5/10/2006 10:12:00 AM
Chloroform	U	1.0		µg/L	1	5/10/2006 10:12:00 AM
Chloromethane	U	1.0		µg/L	1	5/10/2006 10:12:00 AM
cis-1,2-Dichloroethene	45	1.0		µg/L	1	5/10/2006 10:12:00 AM
cis-1,3-Dichloropropene	U	1.0		µg/L	1	5/10/2006 10:12:00 AM
Dibromochloromethane	U	1.0		µg/L	1	5/10/2006 10:12:00 AM
Dichlorodifluoromethane	U	1.0		µg/L	1	5/10/2006 10:12:00 AM
Ethylbenzene	U	1.0		µg/L	1	5/10/2006 10:12:00 AM
m,p-Xylene	U	2.0		µg/L	1	5/10/2006 10:12:00 AM
Methyl tert-butyl ether	U	1.0		µg/L	1	5/10/2006 10:12:00 AM
Methylene chloride	9.8	1.0	B	µg/L	1	5/10/2006 10:12:00 AM
o-Xylene	U	1.0		µg/L	1	5/10/2006 10:12:00 AM
Styrene	U	1.0		µg/L	1	5/10/2006 10:12:00 AM
Tetrachloroethene	70	1.0		µg/L	1	5/10/2006 10:12:00 AM
Toluene	U	1.0		µg/L	1	5/10/2006 10:12:00 AM
trans-1,2-Dichloroethene	U	1.0		µg/L	1	5/10/2006 10:12:00 AM
trans-1,3-Dichloropropene	U	1.0		µg/L	1	5/10/2006 10:12:00 AM

Qualifiers:	B	Analyte detected in the associated Method Blank	E	Value above quantitation range
	H	Holding times for preparation or analysis exceeded	J	Analyte detected below quantitation limits
	ND	Not Detected at the Reporting Limit	S	Spike Recovery outside accepted recovery limits
	U	Indicates the compound was analyzed for but not detected	X	Value exceeds Maximum Contaminant Level


American Analytical Laboratories, LLC.

Date: 10-May-06

CLIENT:	Scientific Applications International Corp.	Client Sample ID:	EW14D/235/-75.7
Lab Order:	0605089	Tag Number:	9600
Project:	Claremont	Collection Date:	5/9/2006 6:20:00 PM
Lab ID:	0605089-01A	Matrix:	LIQUID

Analyses	Result	Limit	Qual	Units	DF	Date Analyzed
VOLATILE SW-846 METHOD 8260		SW8260B		SW5030A		Analyst: LDS
Trichloroethene	1700	20		µg/L	20	5/10/2006 11:38:00 AM
Vinyl chloride	U	1.0		µg/L	1	5/10/2006 10:12:00 AM

Qualifiers:	B	Analyte detected in the associated Method Blank	E	Value above quantitation range
	H	Holding times for preparation or analysis exceeded	J	Analyte detected below quantitation limits
	ND	Not Detected at the Reporting Limit	S	Spike Recovery outside accepted recovery limits
	U	Indicates the compound was analyzed for but not detected	X	Value exceeds Maximum Contaminant Level



NYSDOH 11418
NJDEP NY050
CTDOH PH-0205
PADEP 68-00573

Wednesday, May 10, 2006

Richard Cronce
Scientific Applications International Corp.
6310 Allentown Boulevard
Harrisburg, PA 17112
TEL: (717) 901-8852
FAX (717) 901-8105

RE: Claremont

Order No.: 0605090

Dear Richard Cronce:

American Analytical Laboratories, LLC. received 1 sample(s) on 5/10/2006 for the analyses presented in the following report.


Samples were analyzed in accordance with the test procedures documented on the chain of custody and detailed throughout the text of this report.

The limits provided in the data package are analytical reporting limits and not Federal or Local mandated values to which the sample results should be compared.

There were no problems with the analyses and all data for associated QC met laboratory specifications. If there are any exceptions a Case Narrative is provided in the report.

If you have any questions regarding these tests results, please do not hesitate to call (631) 454-6100 or email me directly at lbeyer@american-analytical.com.

Sincerely,


Lori Beyer
Lab Director

CLIENT: Scientific Applications International Corp.
Project: Claremont
Lab Order: 0605090

Work Order Sample Summary

Lab Sample ID	Client Sample ID	Tag Number	Date Collected	Date Received
0605090-01A	EW4D/255/-95.7	9601	5/10/2006 9:22:00 AM	5/10/2006



56 TOLEDO STREET • FARMINGDALE, NEW YORK 11735
(631) 454-6100 • FAX (631) 454-8027

NYSDOH 11418
CTDOH PH-0205
NJDEP NY050
PADEP 68-573

TAG # / COC 09601

CHAIN OF CUSTODY / REQUEST FOR ANALYSIS DOCUMENT

CLIENT NAME/ADDRESS SAC		CONTACT:		SAMPLER (SIGNATURE) <i>C. Huss</i>	SAMPLE(S) SEALED	YES / NO	
PROJECT LOCATION: <i>Claremont</i>		MATRIX	# CONTAINERS	SAMPLING DATE/TIME	SAMPLE # - LOCATION	CORRECT CONTAINER(S)	YES / NO
LABORATORY ID #	<i>0605090-1A</i>	<i>6W</i>	<i>2</i>	<i>5-10-06/922</i>	<i>EW45/255/-95.7</i>		
FOR METHANOL PRESERVED SAMPLES [VOLATILE VIAL #]							
ANALYSIS REQUIRED							
<i>Yes</i>							
SAMPLER NAME (PRINT)							
SAMPLER (SIGNATURE)							
SAMPLER SEALED							
CORRECT CONTAINER(S)							
YES / NO							

COOLER TEMPERATURE:		COMMENTS / INSTRUCTIONS	
TURNAROUND REQUIRED:		RECEIVED BY LAB (SIGNATURE)	
NORMAL <input type="checkbox"/>	STAT <input checked="" type="checkbox"/>	BY <i>[Signature]</i>	DATE/TIME
RECEIVED BY LAB (SIGNATURE)	RECEIVED BY LAB (SIGNATURE)	DATE/TIME	DATE/TIME
<i>[Signature]</i>	<i>[Signature]</i>	<i>5-10-06</i>	<i>942</i>
PRINTED NAME	PRINTED NAME	DATE/TIME	DATE/TIME
<i>C. Huss</i>	<i>C. Huss</i>	<i>5-10-06</i>	<i>942</i>
RECEIVED BY LAB (SIGNATURE)	RECEIVED BY LAB (SIGNATURE)	DATE/TIME	DATE/TIME
<i>[Signature]</i>	<i>[Signature]</i>	<i>5-10-06</i>	<i>942</i>
PRINTED NAME	PRINTED NAME	DATE/TIME	DATE/TIME
<i>C. Huss</i>	<i>C. Huss</i>	<i>5-10-06</i>	<i>942</i>

RELINQUISHED BY (SIGNATURE)	DATE/TIME	PRINTED NAME
<i>C. Huss</i>	<i>5-10-06</i>	<i>C. Huss</i>
RELINQUISHED BY (SIGNATURE)	DATE/TIME	PRINTED NAME
<i>[Signature]</i>	<i>5-10-06</i>	<i>C. Huss</i>

AMERICAN ANALYTICAL LABORATORIES, LLC

56 TOLEDO STREET

FARMINGDALE, NEW YORK 11735

TELEPHONE: (631) 454-6100 FAX: (631) 454-8027

DATA REPORTING QUALIFIERS

For reporting results, the following "Results Qualifiers" are used:

Value	If the result is greater than or equal to the detection limit, report the value
U	Indicates the compound was analyzed for but was not detected. Report the minimum detection limit for the sample with the U, i.e. "10U". This is not necessarily the instrument detection limit attainable for this particular sample based on any concentration or dilution that may have been required.
J	Indicates an estimated value. The flag is used: <ol style="list-style-type: none">(1) When estimating a concentration for a tentatively identified compound (library search hits, where a 1:1 response is assumed.)(2) When the mass spectral data indicated the identification, however the result was less than the specified detection limit greater than zero. If the detection limit was 10ug/L and a concentration of 3ug/L was calculated report as 3J. This flag is used when similar situations arise on any organic parameter i.e. Pesticide, PCBs and others.
B	Indicates the analyte was found in the blank as well as the sample report "10B".
E	Indicates the analytes concentration exceeds the calibrated range of the instrument for that specific analysis.
D	This flag identifies all compounds identified in an analysis at a secondary dilution factor.
P	This flag is used for Pesticide / PCB target analyte when there is >25% difference for detected concentrations between the two GC Columns. The higher of the two values is reported on Form I and flagged with a "P".
N	This flag indicates presumptive evidence of a compound. This is only used for tentatively identified compounds (TICs), where the identification is based on a mass spectral library search. It applies to all TIC results. For generic characterization of a TIC, such as chlorinated hydrocarbon, the flag is not used.
H	Indicates sample was received and/or analyzed outside of The method allowable holding time

American Analytical Laboratories, LLC.

Date: 10-May-06

CLIENT: Scientific Applications International Corp.
 Lab Order: 0605090
 Project: Claremont
 Lab ID: 0605090-01A

Client Sample ID: EW4D/255/-95.7
 Tag Number: 9601
 Collection Date: 5/10/2006 9:22:00 AM
 Matrix: LIQUID

Analyses	Result	Limit	Qual	Units	DF	Date Analyzed
VOLATILE SW-846 METHOD 8260		SW8260B		Analyst: LDS		
1,1,1,2-Tetrachloroethane	U	1.0		µg/L	1	5/10/2006 11:01:00 AM
1,1,1-Trichloroethane	U	1.0		µg/L	1	5/10/2006 11:01:00 AM
1,1,2,2-Tetrachloroethane	U	1.0		µg/L	1	5/10/2006 11:01:00 AM
1,1,2-Trichloroethane	U	1.0		µg/L	1	5/10/2006 11:01:00 AM
1,1-Dichloroethane	U	1.0		µg/L	1	5/10/2006 11:01:00 AM
1,1-Dichloroethene	U	1.0		µg/L	1	5/10/2006 11:01:00 AM
1,2-Dibromoethane	U	1.0		µg/L	1	5/10/2006 11:01:00 AM
1,2-Dichloroethane	U	1.0		µg/L	1	5/10/2006 11:01:00 AM
1,2-Dichloropropane	U	1.0		µg/L	1	5/10/2006 11:01:00 AM
2-Butanone	U	1.0		µg/L	1	5/10/2006 11:01:00 AM
2-Hexanone	U	1.0		µg/L	1	5/10/2006 11:01:00 AM
4-Methyl-2-pentanone	U	1.0		µg/L	1	5/10/2006 11:01:00 AM
Acetone	U	1.0		µg/L	1	5/10/2006 11:01:00 AM
Acrylonitrile	U	1.0		µg/L	1	5/10/2006 11:01:00 AM
Benzene	U	1.0		µg/L	1	5/10/2006 11:01:00 AM
Bromochloromethane	U	1.0		µg/L	1	5/10/2006 11:01:00 AM
Bromodichloromethane	U	1.0		µg/L	1	5/10/2006 11:01:00 AM
Bromoform	U	1.0		µg/L	1	5/10/2006 11:01:00 AM
Bromomethane	U	1.0		µg/L	1	5/10/2006 11:01:00 AM
Carbon disulfide	U	1.0		µg/L	1	5/10/2006 11:01:00 AM
Carbon tetrachloride	U	1.0		µg/L	1	5/10/2006 11:01:00 AM
Chlorobenzene	U	1.0		µg/L	1	5/10/2006 11:01:00 AM
Chloroethane	U	1.0		µg/L	1	5/10/2006 11:01:00 AM
Chloroform	U	1.0		µg/L	1	5/10/2006 11:01:00 AM
Chloromethane	U	1.0		µg/L	1	5/10/2006 11:01:00 AM
cis-1,2-Dichloroethene	2.5	1.0		µg/L	1	5/10/2006 11:01:00 AM
cis-1,3-Dichloropropene	U	1.0		µg/L	1	5/10/2006 11:01:00 AM
Dibromochloromethane	U	1.0		µg/L	1	5/10/2006 11:01:00 AM
Dichlorodifluoromethane	U	1.0		µg/L	1	5/10/2006 11:01:00 AM
Ethylbenzene	U	1.0		µg/L	1	5/10/2006 11:01:00 AM
m,p-Xylene	U	2.0		µg/L	1	5/10/2006 11:01:00 AM
Methyl tert-butyl ether	U	1.0		µg/L	1	5/10/2006 11:01:00 AM
Methylene chloride	8.0	1.0	B	µg/L	1	5/10/2006 11:01:00 AM
o-Xylene	U	1.0		µg/L	1	5/10/2006 11:01:00 AM
Styrene	U	1.0		µg/L	1	5/10/2006 11:01:00 AM
Tetrachloroethene	9.7	1.0		µg/L	1	5/10/2006 11:01:00 AM
Toluene	U	1.0		µg/L	1	5/10/2006 11:01:00 AM
trans-1,2-Dichloroethene	U	1.0		µg/L	1	5/10/2006 11:01:00 AM
trans-1,3-Dichloropropene	U	1.0		µg/L	1	5/10/2006 11:01:00 AM

Qualifiers: B Analyte detected in the associated Method Blank
 H Holding times for preparation or analysis exceeded
 ND Not Detected at the Reporting Limit
 U Indicates the compound was analyzed for but not detected

E Value above quantitation range
 J Analyte detected below quantitation limits
 S Spike Recovery outside accepted recovery limits
 X Value exceeds Maximum Contaminant Level

American Analytical Laboratories, LLC.

Date: 10-May-06

CLIENT:	Scientific Applications International Corp.	Client Sample ID:	EW4D/255/-95.7
Lab Order:	0605090	Tag Number:	9601
Project:	Claremont	Collection Date:	5/10/2006 9:22:00 AM
Lab ID:	0605090-01A	Matrix:	LIQUID

Analyses	Result	Limit	Qual	Units	DF	Date Analyzed
VOLATILE SW-846 METHOD 8260						Analyst: LDS
Trichloroethene	130	1.0		µg/L	1	5/10/2006 11:01:00 AM
Vinyl chloride	U	1.0		µg/L	1	5/10/2006 11:01:00 AM

Qualifiers:	B	Analyte detected in the associated Method Blank	E	Value above quantitation range
	H	Holding times for preparation or analysis exceeded	J	Analyte detected below quantitation limits
	ND	Not Detected at the Reporting Limit	S	Spike Recovery outside accepted recovery limits
	U	Indicates the compound was analyzed for but not detected	X	Value exceeds Maximum Contaminant Level

Wednesday, May 10, 2006

Richard Cronce
Scientific Applications International Corp.
6310 Allentown Boulevard
Harrisburg, PA 17112
TEL: (717) 901-8852
FAX (717) 901-8105

RE: Claremont

Order No.: 0605101

Dear Richard Cronce:

American Analytical Laboratories, LLC. received 1 sample(s) on 5/10/2006 for the analyses presented in the following report.


Samples were analyzed in accordance with the test procedures documented on the chain of custody and detailed throughout the text of this report.

The limits provided in the data package are analytical reporting limits and not Federal or Local mandated values to which the sample results should be compared.

There were no problems with the analyses and all data for associated QC met laboratory specifications. If there are any exceptions a Case Narrative is provided in the report.

If you have any questions regarding these tests results, please do not hesitate to call (631) 454-6100 or email me directly at lbeyer@american-analytical.com.

Sincerely,



Lori Beyer
Lab Director

CLIENT: Scientific Applications International Corp.
Project: Claremont
Lab Order: 0605101

Work Order Sample Summary

Lab Sample ID	Client Sample ID	Tag Number	Date Collected	Date Received
0605101-01A	EW4D/275/-115.7	9602	5/10/2006 12:35:00 PM	5/10/2006



56 TOLEDO STREET • FARMINGDALE, NEW YORK 11735
 (631) 454-6100 • FAX (631) 454-8027

NYSDOH 11418
 CTDOH PH-0205
 NJDEP NY050
 PADEP 68-573

TAG # / COC 09602

CHAIN OF CUSTODY / REQUEST FOR ANALYSIS DOCUMENT

CLIENT NAME/ADDRESS <div style="font-size: 2em; margin: 10px 0;">SAIC</div> CONTACT: C. Huss			SAMPLER (SIGNATURE) C. Huss	SAMPLE(S) SEALED YES / NO	
PROJECT LOCATION: <div style="border: 1px solid black; padding: 5px; width: 80%; margin-left: 20px;"> ANALYSIS REQUIRED <i>Yes</i> </div>			CORRECT CONTAINER(S) YES / NO	FOR METHANOL PRESERVED SAMPLES (VOLATILE VIAL #)	
LABORATORY ID #	MATRIX	# CON-TAINERS	SAMPLING DATE/TIME	SAMPLE # - LOCATION	
0605101-1A	CW	2	5-10-06/1235	EW4D/275/-1157	<input type="checkbox"/> NORMAL <input checked="" type="checkbox"/> STATUS BY / / RECEIVED BY LAB (SIGNATURE) <i>[Signature]</i> RECEIVED BY LAB (SIGNATURE) <i>[Signature]</i>

MATRIX S=SOIL; L=LIQUID; SL=SLUDGE; A-AIR; W=WIPE; P=PAINT CHIPS; B=BULK MATERIAL TYPE G=GRAB; C=COMPOSITE; SS=SPLIT SPOON			TURNAROUND REQUIRED: NORMAL <input type="checkbox"/> STATUS BY / /			COOLER TEMPERATURE: COMMENTS / INSTRUCTIONS
RELINQUISHED BY (SIGNATURE) <i>C. Huss</i>	DATE TIME 5-10-06 1256	PRINTED NAME C. Huss	RECEIVED BY LAB (SIGNATURE) <i>[Signature]</i>	DATE TIME 5-10-06 1300	PRINTED NAME P. Antonio	
RELINQUISHED BY (SIGNATURE)	DATE TIME	PRINTED NAME	RECEIVED BY LAB (SIGNATURE)	DATE TIME	PRINTED NAME	

WHITE-OFFICE / CANARY-LAB / PINK-SAMPLE CUSTODIAN / GOLDENROD-CLIENT

AMERICAN ANALYTICAL LABORATORIES, LLC

56 TOLEDO STREET

FARMINGDALE, NEW YORK 11735

TELEPHONE: (631) 454-6100 FAX: (631) 454-8027

DATA REPORTING QUALIFIERS

For reporting results, the following "Results Qualifiers" are used:

Value	If the result is greater than or equal to the detection limit, report the value
U	Indicates the compound was analyzed for but was not detected. Report the minimum detection limit for the sample with the U, i.e. "10U". This is not necessarily the instrument detection limit attainable for this particular sample based on any concentration or dilution that may have been required.
J	Indicates an estimated value. The flag is used: <ol style="list-style-type: none">(1) When estimating a concentration for a tentatively identified compound (library search hits, where a 1:1 response is assumed.)(2) When the mass spectral data indicated the identification, however the result was less than the specified detection limit greater than zero. If the detection limit was 10ug/L and a concentration of 3ug/L was calculated report as 3J. This flag is used when similar situations arise on any organic parameter i.e. Pesticide, PCBs and others.
B	Indicates the analyte was found in the blank as well as the sample report "10B".
E	Indicates the analytes concentration exceeds the calibrated range of the instrument for that specific analysis.
D	This flag identifies all compounds identified in an analysis at a secondary dilution factor.
P	This flag is used for Pesticide / PCB target analyte when there is >25% difference for detected concentrations between the two GC Columns. The higher of the two values is reported on Form I and flagged with a "P".
N	This flag indicates presumptive evidence of a compound. This is only used for tentatively identified compounds (TICs), where the identification is based on a mass spectral library search. It applies to all TIC results. For generic characterization of a TIC, such as chlorinated hydrocarbon, the flag is not used.
H	Indicates sample was received and/or analyzed outside of The method allowable holding time

American Analytical Laboratories, LLC.

Date: 10-May-06

CLIENT: Scientific Applications International Corp.	Client Sample ID: EW4D/275/-115.7
Lab Order: 0605101	Tag Number: 9602
Project: Claremont	Collection Date: 5/10/2006 12:35:00 PM
Lab ID: 0605101-01A	Matrix: LIQUID

Analyses	Result	Limit	Qual	Units	DF	Date Analyzed
VOLATILE SW-846 METHOD 8260		SW8260B		Analyst: LDS		
1,1,1,2-Tetrachloroethane	U	1.0		µg/L	1	5/10/2006 1:25:00 PM
1,1,1-Trichloroethane	U	1.0		µg/L	1	5/10/2006 1:25:00 PM
1,1,2,2-Tetrachloroethane	U	1.0		µg/L	1	5/10/2006 1:25:00 PM
1,1,2-Trichloroethane	U	1.0		µg/L	1	5/10/2006 1:25:00 PM
1,1-Dichloroethane	U	1.0		µg/L	1	5/10/2006 1:25:00 PM
1,1-Dichloroethene	U	1.0		µg/L	1	5/10/2006 1:25:00 PM
1,2-Dibromoethane	U	1.0		µg/L	1	5/10/2006 1:25:00 PM
1,2-Dichloroethane	U	1.0		µg/L	1	5/10/2006 1:25:00 PM
1,2-Dichloropropane	U	1.0		µg/L	1	5/10/2006 1:25:00 PM
2-Butanone	U	1.0		µg/L	1	5/10/2006 1:25:00 PM
2-Hexanone	U	1.0		µg/L	1	5/10/2006 1:25:00 PM
4-Methyl-2-pentanone	U	1.0		µg/L	1	5/10/2006 1:25:00 PM
Acetone	U	1.0		µg/L	1	5/10/2006 1:25:00 PM
Acrylonitrile	U	1.0		µg/L	1	5/10/2006 1:25:00 PM
Benzene	U	1.0		µg/L	1	5/10/2006 1:25:00 PM
Bromochloromethane	U	1.0		µg/L	1	5/10/2006 1:25:00 PM
Bromodichloromethane	U	1.0		µg/L	1	5/10/2006 1:25:00 PM
Bromoform	U	1.0		µg/L	1	5/10/2006 1:25:00 PM
Bromomethane	U	1.0		µg/L	1	5/10/2006 1:25:00 PM
Carbon disulfide	U	1.0		µg/L	1	5/10/2006 1:25:00 PM
Carbon tetrachloride	U	1.0		µg/L	1	5/10/2006 1:25:00 PM
Chlorobenzene	U	1.0		µg/L	1	5/10/2006 1:25:00 PM
Chloroethane	U	1.0		µg/L	1	5/10/2006 1:25:00 PM
Chloroform	U	1.0		µg/L	1	5/10/2006 1:25:00 PM
Chloromethane	U	1.0		µg/L	1	5/10/2006 1:25:00 PM
cis-1,2-Dichloroethene	U	1.0		µg/L	1	5/10/2006 1:25:00 PM
cis-1,3-Dichloropropene	U	1.0		µg/L	1	5/10/2006 1:25:00 PM
Dibromochloromethane	U	1.0		µg/L	1	5/10/2006 1:25:00 PM
Dichlorodifluoromethane	U	1.0		µg/L	1	5/10/2006 1:25:00 PM
Ethylbenzene	U	1.0		µg/L	1	5/10/2006 1:25:00 PM
m,p-Xylene	U	2.0		µg/L	1	5/10/2006 1:25:00 PM
Methyl tert-butyl ether	U	1.0		µg/L	1	5/10/2006 1:25:00 PM
Methylene chloride	6.4	1.0	B	µg/L	1	5/10/2006 1:25:00 PM
o-Xylene	U	1.0		µg/L	1	5/10/2006 1:25:00 PM
Styrene	U	1.0		µg/L	1	5/10/2006 1:25:00 PM
Tetrachloroethene	1.8	1.0		µg/L	1	5/10/2006 1:25:00 PM
Toluene	U	1.0		µg/L	1	5/10/2006 1:25:00 PM
trans-1,2-Dichloroethene	U	1.0		µg/L	1	5/10/2006 1:25:00 PM
trans-1,3-Dichloropropene	U	1.0		µg/L	1	5/10/2006 1:25:00 PM

Qualifiers:	B	Analyte detected in the associated Method Blank	E	Value above quantitation range
	H	Holding times for preparation or analysis exceeded	J	Analyte detected below quantitation limits
	ND	Not Detected at the Reporting Limit	S	Spike Recovery outside accepted recovery limits
	U	Indicates the compound was analyzed for but not detected	X	Value exceeds Maximum Contaminant Level


American Analytical Laboratories, LLC.

Date: 10-May-06

CLIENT:	Scientific Applications International Corp.	Client Sample ID:	EW4D/275/-115.7
Lab Order:	0605101	Tag Number:	9602
Project:	Claremont	Collection Date:	5/10/2006 12:35:00 PM
Lab ID:	0605101-01A	Matrix:	LIQUID

Analyses	Result	Limit	Qual	Units	DF	Date Analyzed
VOLATILE SW-846 METHOD 8260						Analyst: LDS
Trichloroethene	7.2	1.0		µg/L	1	5/10/2006 1:25:00 PM
Vinyl chloride	U	1.0		µg/L	1	5/10/2006 1:25:00 PM

Qualifiers:	B	Analyte detected in the associated Method Blank	E	Value above quantitation range
	H	Holding times for preparation or analysis exceeded	J	Analyte detected below quantitation limits
	ND	Not Detected at the Reporting Limit	S	Spike Recovery outside accepted recovery limits
	U	Indicates the compound was analyzed for but not detected	X	Value exceeds Maximum Contaminant Level



NYSDOH 11418
NJDEP NY050
CTDOH PH-0205
PADEP 68-00573

Thursday, May 11, 2006

Richard Cronce
Scientific Applications International Corp.
6310 Allentown Boulevard
Harrisburg, PA 17112
TEL: (717) 901-8852
FAX (717) 901-8105

RE: Claremont

Order No.: 0605108

Dear Richard Cronce:

American Analytical Laboratories, LLC. received 2 sample(s) on 5/10/2006 for the analyses presented in the following report.


Samples were analyzed in accordance with the test procedures documented on the chain of custody and detailed throughout the text of this report.

The limits provided in the data package are analytical reporting limits and not Federal or Local mandated values to which the sample results should be compared.

There were no problems with the analyses and all data for associated QC met laboratory specifications. If there are any exceptions a Case Narrative is provided in the report.

If you have any questions regarding these tests results, please do not hesitate to call (631) 454-6100 or email me directly at lbeyer@american-analytical.com.

Sincerely,


Lori Beyer
Lab Director

CLIENT: Scientific Applications International Corp.
Project: Claremont
Lab Order: 0605108

Work Order Sample Summary

Lab Sample ID	Client Sample ID	Tag Number	Date Collected	Date Received
0605108-01A	EW4D/295/-135.7	9622	5/10/2006	5/10/2006
0605108-02A	Drill Stem-1	9622	5/10/2006 3:45:00 PM	5/10/2006



CHAIN OF CUSTODY / REQUEST FOR ANALYSIS DOCUMENT

CLIENT NAME/ADDRESS: SAIC
 CONTACT: C. Huss

PROJECT LOCATION: Clarendon

ANALYSIS REQUIRED: VOC TCLP VOC TOTAL VOC

FOR METHANOL PRESERVED SAMPLES (VOLATILE VIAL #)

LABORATORY ID #	MATRIX	# CONTAINERS	SAMPLING DATE/ TIME	SAMPLE # - LOCATION		
0605108-1A	GW	2	5-10-06/1543	EW4D/295/-135.7	X	Quick TAT
2A	GW	2	5-10-06/1545	Drill Stem-1	X	Quick TAT
	S	2	5-9-06/1556	EW4D/175/-35.7	X X	5 day TAT on soil
						Hold soil total VOC. Only analyze for totals if TCLP exceeds standard

Analyze 1st.

COOLER TEMPERATURE: _____

COMMENTS / INSTRUCTIONS: _____

TURNAROUND REQUIRED:
 NORMAL STAT BY / /

RECEIVED BY LAB (SIGNATURE): [Signature]
 DATE/TIME: 5-10-06 / 1005
 PRINTED NAME: C. Huss

RECEIVED BY LAB (SIGNATURE): [Signature]
 DATE/TIME: 5/10/06 / 1610
 PRINTED NAME: P. Altonio

AMERICAN ANALYTICAL LABORATORIES, LLC

56 TOLEDO STREET

FARMINGDALE, NEW YORK 11735

TELEPHONE: (631) 454-6100 FAX: (631) 454-8027

DATA REPORTING QUALIFIERS

For reporting results, the following "Results Qualifiers" are used:

Value	If the result is greater than or equal to the detection limit, report the value
U	Indicates the compound was analyzed for but was not detected. Report the minimum detection limit for the sample with the U, i.e. "10U". This is not necessarily the instrument detection limit attainable for this particular sample based on any concentration or dilution that may have been required.
J	Indicates an estimated value. The flag is used: <ol style="list-style-type: none">(1) When estimating a concentration for a tentatively identified compound (library search hits, where a 1:1 response is assumed.)(2) When the mass spectral data indicated the identification, however the result was less than the specified detection limit greater than zero. If the detection limit was 10ug/L and a concentration of 3ug/L was calculated report as 3J. This flag is used when similar situations arise on any organic parameter i.e. Pesticide, PCBs and others.
B	Indicates the analyte was found in the blank as well as the sample report "10B".
E	Indicates the analytes concentration exceeds the calibrated range of the instrument for that specific analysis.
D	This flag identifies all compounds identified in an analysis at a secondary dilution factor.
P	This flag is used for Pesticide / PCB target analyte when there is >25% difference for detected concentrations between the two GC Columns. The higher of the two values is reported on Form I and flagged with a "P".
N	This flag indicates presumptive evidence of a compound. This is only used for tentatively identified compounds (TICs), where the identification is based on a mass spectral library search. It applies to all TIC results. For generic characterization of a TIC, such as chlorinated hydrocarbon, the flag is not used.
H	Indicates sample was received and/or analyzed outside of The method allowable holding time

American Analytical Laboratories, LLC.

Date: 11-May-06

CLIENT:	Scientific Applications International Corp.	Client Sample ID:	EW4D/295/-135.7
Lab Order:	0605108	Tag Number:	9622
Project:	Claremont	Collection Date:	5/10/2006
Lab ID:	0605108-01A	Matrix:	LIQUID

Analyses	Result	Limit	Qual	Units	DF	Date Analyzed
VOLATILE SW-846 METHOD 8260		SW8260B		SW5030A		Analyst: LDS
1,1,1,2-Tetrachloroethane	U	1.0		µg/L	1	5/10/2006 4:30:00 PM
1,1,1-Trichloroethane	U	1.0		µg/L	1	5/10/2006 4:30:00 PM
1,1,2,2-Tetrachloroethane	U	1.0		µg/L	1	5/10/2006 4:30:00 PM
1,1,2-Trichloroethane	U	1.0		µg/L	1	5/10/2006 4:30:00 PM
1,1-Dichloroethane	U	1.0		µg/L	1	5/10/2006 4:30:00 PM
1,1-Dichloroethene	U	1.0		µg/L	1	5/10/2006 4:30:00 PM
1,2-Dibromoethane	U	1.0		µg/L	1	5/10/2006 4:30:00 PM
1,2-Dichloroethane	U	1.0		µg/L	1	5/10/2006 4:30:00 PM
1,2-Dichloropropane	U	1.0		µg/L	1	5/10/2006 4:30:00 PM
2-Butanone	U	1.0		µg/L	1	5/10/2006 4:30:00 PM
2-Hexanone	U	1.0		µg/L	1	5/10/2006 4:30:00 PM
4-Methyl-2-pentanone	U	1.0		µg/L	1	5/10/2006 4:30:00 PM
Acetone	U	1.0		µg/L	1	5/10/2006 4:30:00 PM
Acrylonitrile	U	1.0		µg/L	1	5/10/2006 4:30:00 PM
Benzene	U	1.0		µg/L	1	5/10/2006 4:30:00 PM
Bromochloromethane	U	1.0		µg/L	1	5/10/2006 4:30:00 PM
Bromodichloromethane	U	1.0		µg/L	1	5/10/2006 4:30:00 PM
Bromoform	U	1.0		µg/L	1	5/10/2006 4:30:00 PM
Bromomethane	U	1.0		µg/L	1	5/10/2006 4:30:00 PM
Carbon disulfide	U	1.0		µg/L	1	5/10/2006 4:30:00 PM
Carbon tetrachloride	U	1.0		µg/L	1	5/10/2006 4:30:00 PM
Chlorobenzene	U	1.0		µg/L	1	5/10/2006 4:30:00 PM
Chloroethane	U	1.0		µg/L	1	5/10/2006 4:30:00 PM
Chloroform	U	1.0		µg/L	1	5/10/2006 4:30:00 PM
Chloromethane	U	1.0		µg/L	1	5/10/2006 4:30:00 PM
cis-1,2-Dichloroethene	U	1.0		µg/L	1	5/10/2006 4:30:00 PM
cis-1,3-Dichloropropene	U	1.0		µg/L	1	5/10/2006 4:30:00 PM
Dibromochloromethane	U	1.0		µg/L	1	5/10/2006 4:30:00 PM
Dichlorodifluoromethane	U	1.0		µg/L	1	5/10/2006 4:30:00 PM
Ethylbenzene	U	1.0		µg/L	1	5/10/2006 4:30:00 PM
m,p-Xylene	U	2.0		µg/L	1	5/10/2006 4:30:00 PM
Methyl tert-butyl ether	U	1.0		µg/L	1	5/10/2006 4:30:00 PM
Methylene chloride	U	1.0		µg/L	1	5/10/2006 4:30:00 PM
o-Xylene	U	1.0		µg/L	1	5/10/2006 4:30:00 PM
Styrene	U	1.0		µg/L	1	5/10/2006 4:30:00 PM
Tetrachloroethene	U	1.0		µg/L	1	5/10/2006 4:30:00 PM
Toluene	U	1.0		µg/L	1	5/10/2006 4:30:00 PM
trans-1,2-Dichloroethene	U	1.0		µg/L	1	5/10/2006 4:30:00 PM
trans-1,3-Dichloropropene	U	1.0		µg/L	1	5/10/2006 4:30:00 PM

Qualifiers:	B	Analyte detected in the associated Method Blank	E	Value above quantitation range
	H	Holding times for preparation or analysis exceeded	J	Analyte detected below quantitation limits
	ND	Not Detected at the Reporting Limit	S	Spike Recovery outside accepted recovery limits
	U	Indicates the compound was analyzed for but not detected	X	Value exceeds Maximum Contaminant Level

American Analytical Laboratories, LLC.

Date: 11-May-06

CLIENT:	Scientific Applications International Corp.	Client Sample ID:	EW4D/295/-135.7
Lab Order:	0605108	Tag Number:	9622
Project:	Claremont	Collection Date:	5/10/2006
Lab ID:	0605108-01A	Matrix:	LIQUID

Analyses	Result	Limit	Qual	Units	DF	Date Analyzed
VOLATILE SW-846 METHOD 8260						Analyst: LDS
Trichloroethene	2.6	1.0		µg/L	1	5/10/2006 4:30:00 PM
Vinyl chloride	U	1.0		µg/L	1	5/10/2006 4:30:00 PM

Qualifiers:	B	Analyte detected in the associated Method Blank	E	Value above quantitation range
	H	Holding times for preparation or analysis exceeded	J	Analyte detected below quantitation limits
	ND	Not Detected at the Reporting Limit	S	Spike Recovery outside accepted recovery limits
	U	Indicates the compound was analyzed for but not detected	X	Value exceeds Maximum Contaminant Level

American Analytical Laboratories, LLC.

Date: 11-May-06

CLIENT: Scientific Applications International Corp.	Client Sample ID: Drill Stem-1
Lab Order: 0605108	Tag Number: 9622
Project: Claremont	Collection Date: 5/10/2006 3:45:00 PM
Lab ID: 0605108-02A	Matrix: LIQUID

Analyses	Result	Limit	Qual	Units	DF	Date Analyzed
VOLATILE SW-846 METHOD 8260		SW8260B		SW5030A		Analyst: LDS
1,1,1,2-Tetrachloroethane	U	1.0		µg/L	1	5/10/2006 5:19:00 PM
1,1,1-Trichloroethane	U	1.0		µg/L	1	5/10/2006 5:19:00 PM
1,1,2,2-Tetrachloroethane	U	1.0		µg/L	1	5/10/2006 5:19:00 PM
1,1,2-Trichloroethane	U	1.0		µg/L	1	5/10/2006 5:19:00 PM
1,1-Dichloroethane	U	1.0		µg/L	1	5/10/2006 5:19:00 PM
1,1-Dichloroethene	U	1.0		µg/L	1	5/10/2006 5:19:00 PM
1,2-Dibromoethane	U	1.0		µg/L	1	5/10/2006 5:19:00 PM
1,2-Dichloroethane	U	1.0		µg/L	1	5/10/2006 5:19:00 PM
1,2-Dichloropropane	U	1.0		µg/L	1	5/10/2006 5:19:00 PM
2-Butanone	U	1.0		µg/L	1	5/10/2006 5:19:00 PM
2-Hexanone	U	1.0		µg/L	1	5/10/2006 5:19:00 PM
4-Methyl-2-pentanone	U	1.0		µg/L	1	5/10/2006 5:19:00 PM
Acetone	U	1.0		µg/L	1	5/10/2006 5:19:00 PM
Acrylonitrile	U	1.0		µg/L	1	5/10/2006 5:19:00 PM
Benzene	U	1.0		µg/L	1	5/10/2006 5:19:00 PM
Bromochloromethane	U	1.0		µg/L	1	5/10/2006 5:19:00 PM
Bromodichloromethane	U	1.0		µg/L	1	5/10/2006 5:19:00 PM
Bromoform	U	1.0		µg/L	1	5/10/2006 5:19:00 PM
Bromomethane	U	1.0		µg/L	1	5/10/2006 5:19:00 PM
Carbon disulfide	U	1.0		µg/L	1	5/10/2006 5:19:00 PM
Carbon tetrachloride	U	1.0		µg/L	1	5/10/2006 5:19:00 PM
Chlorobenzene	U	1.0		µg/L	1	5/10/2006 5:19:00 PM
Chloroethane	U	1.0		µg/L	1	5/10/2006 5:19:00 PM
Chloroform	U	1.0		µg/L	1	5/10/2006 5:19:00 PM
Chloromethane	U	1.0		µg/L	1	5/10/2006 5:19:00 PM
cis-1,2-Dichloroethene	U	1.0		µg/L	1	5/10/2006 5:19:00 PM
cis-1,3-Dichloropropene	U	1.0		µg/L	1	5/10/2006 5:19:00 PM
Dibromochloromethane	U	1.0		µg/L	1	5/10/2006 5:19:00 PM
Dichlorodifluoromethane	U	1.0		µg/L	1	5/10/2006 5:19:00 PM
Ethylbenzene	U	1.0		µg/L	1	5/10/2006 5:19:00 PM
m,p-Xylene	U	2.0		µg/L	1	5/10/2006 5:19:00 PM
Methyl tert-butyl ether	U	1.0		µg/L	1	5/10/2006 5:19:00 PM
Methylene chloride	8.4	1.0	B	µg/L	1	5/10/2006 5:19:00 PM
o-Xylene	U	1.0		µg/L	1	5/10/2006 5:19:00 PM
Styrene	U	1.0		µg/L	1	5/10/2006 5:19:00 PM
Tetrachloroethene	U	1.0		µg/L	1	5/10/2006 5:19:00 PM
Toluene	U	1.0		µg/L	1	5/10/2006 5:19:00 PM
trans-1,2-Dichloroethene	U	1.0		µg/L	1	5/10/2006 5:19:00 PM
trans-1,3-Dichloropropene	U	1.0		µg/L	1	5/10/2006 5:19:00 PM

Qualifiers:	B	Analyte detected in the associated Method Blank	E	Value above quantitation range
	H	Holding times for preparation or analysis exceeded	J	Analyte detected below quantitation limits
	ND	Not Detected at the Reporting Limit	S	Spike Recovery outside accepted recovery limits
	U	Indicates the compound was analyzed for but not detected	X	Value exceeds Maximum Contaminant Level


American Analytical Laboratories, LLC.

Date: 11-May-06

CLIENT:	Scientific Applications International Corp.	Client Sample ID:	Drill Stem-1
Lab Order:	0605108	Tag Number:	9622
Project:	Claremont	Collection Date:	5/10/2006 3:45:00 PM
Lab ID:	0605108-02A	Matrix:	LIQUID

Analyses	Result	Limit	Qual	Units	DF	Date Analyzed
VOLATILE SW-846 METHOD 8260		SW8260B		SW5030A		Analyst: LDS
Trichloroethene	U	1.0		µg/L	1	5/10/2006 5:19:00 PM
Vinyl chloride	U	1.0		µg/L	1	5/10/2006 5:19:00 PM

Qualifiers:	B	Analyte detected in the associated Method Blank	E	Value above quantitation range
	H	Holding times for preparation or analysis exceeded	J	Analyte detected below quantitation limits
	ND	Not Detected at the Reporting Limit	S	Spike Recovery outside accepted recovery limits
	U	Indicates the compound was analyzed for but not detected	X	Value exceeds Maximum Contaminant Level



NYSDOH 11418
NJDEP NY050
CTDOH PH-0205
PADEP 68-00573

Wednesday, May 17, 2006

Catherine Huss
Scientific Applications International Corp.
6310 Allentown Boulevard
Harrisburg, PA 17112

TEL: (717) 901-8806

FAX (717) 901-8102

RE: Claremont

Order No.: 0605168

Dear Catherine Huss:

American Analytical Laboratories, LLC. received 1 sample(s) on 5/17/2006 for the analyses presented in the following report.


Samples were analyzed in accordance with the test procedures documented on the chain of custody and detailed throughout the text of this report.

The limits provided in the data package are analytical reporting limits and not Federal or Local mandated values to which the sample results should be compared.

There were no problems with the analyses and all data for associated QC met laboratory specifications. If there are any exceptions a Case Narrative is provided in the report.

If you have any questions regarding these tests results, please do not hesitate to call (631) 454-6100 or email me directly at lbeyer@american-analytical.com.

Sincerely,


Lori Beyer
Lab Director

American Analytical Laboratories, LLC.

Date: 17-May-06

CLIENT: Scientific Applications International Corp.
Project: Claremont
Lab Order: 0605168

Work Order Sample Summary

Lab Sample ID	Client Sample ID	Tag Number	Date Collected	Date Received
0605168-01A	EW11D/155/5	9623	5/17/2006 10:20:00 AM	5/17/2006



56 TOLEDO STREET • FARMINGDALE, NEW YORK 11735
(631) 454-6100 • FAX (631) 454-8027

NYSDOH 11418
CTDOH PH-0205
NJDEP NY050
PADEP 68-573

TAG # / COC 09623

CHAIN OF CUSTODY / REQUEST FOR ANALYSIS DOCUMENT

CLIENT NAME/ADDRESS SAIC		CONTACT: Claremont		SAMPLER (SIGNATURE) <i>C. Huss</i>		SAMPLE(S) SEALED	YES / NO	
PROJECT LOCATION: Claremont		SAMPLER NAME (PRINT)		CORRECT CONTAINER(S)		YES / NO		
LABORATORY ID #	MATRIX	# CONTAINERS	SAMPLING DATE/TIME	SAMPLE # - LOCATION	FOR METHANOL PRESERVED SAMPLES (VOLATILE VIAL #)			
005168-17	GW	2	5-17-06/1020	EW11D/155/S				
RELINQUISHED BY (SIGNATURE) <i>C. Huss</i>		DATE 5-17-06	TIME 1041	PRINTED NAME C. Huss	DATE 5-17-06			TIME 1042
RELINQUISHED BY (SIGNATURE)		DATE	TIME	PRINTED NAME	DATE			TIME

COOLER TEMPERATURE:

COMMENTS / INSTRUCTIONS

TURNAROUND REQUIRED:
NORMAL STAFF BY / /

RECEIVED BY LAB (SIGNATURE) *[Signature]* BY LAB (SIGNATURE) *[Signature]*
DATE / TIME

AMERICAN ANALYTICAL LABORATORIES, LLC

56 TOLEDO STREET

FARMINGDALE, NEW YORK 11735

TELEPHONE: (631) 454-6100 FAX: (631) 454-8027

DATA REPORTING QUALIFIERS

For reporting results, the following "Results Qualifiers" are used:

Value	If the result is greater than or equal to the detection limit, report the value
U	Indicates the compound was analyzed for but was not detected. Report the minimum detection limit for the sample with the U, i.e. "10U". This is not necessarily the instrument detection limit attainable for this particular sample based on any concentration or dilution that may have been required.
J	Indicates an estimated value. The flag is used: <ol style="list-style-type: none">(1) When estimating a concentration for a tentatively identified compound (library search hits, where a 1:1 response is assumed.)(2) When the mass spectral data indicated the identification, however the result was less than the specified detection limit greater than zero. If the detection limit was 10ug/L and a concentration of 3ug/L was calculated report as 3J. This flag is used when similar situations arise on any organic parameter i.e. Pesticide, PCBs and others.
B	Indicates the analyte was found in the blank as well as the sample report "10B".
E	Indicates the analytes concentration exceeds the calibrated range of the instrument for that specific analysis.
D	This flag identifies all compounds identified in an analysis at a secondary dilution factor.
P	This flag is used for Pesticide / PCB target analyte when there is >25% difference for detected concentrations between the two GC Columns. The higher of the two values is reported on Form I and flagged with a "P".
N	This flag indicates presumptive evidence of a compound. This is only used for tentatively identified compounds (TICs), where the identification is based on a mass spectral library search. It applies to all TIC results. For generic characterization of a TIC, such as chlorinated hydrocarbon, the flag is not used.
H	Indicates sample was received and/or analyzed outside of The method allowable holding time

American Analytical Laboratories, LLC.

Date: 17-May-06

CLIENT: Scientific Applications International Corp.	Client Sample ID: EW11D/155/5
Lab Order: 0605168	Tag Number: 9623
Project: Claremont	Collection Date: 5/17/2006 10:20:00 AM
Lab ID: 0605168-01A	Matrix: LIQUID

Analyses	Result	Limit	Qual	Units	DF	Date Analyzed
VOLATILE SW-846 METHOD 8260		SW8260B		SW5030A		Analyst: LDS
1,1,1,2-Tetrachloroethane	U	1.0		µg/L	1	5/17/2006 11:29:00 AM
1,1,1-Trichloroethane	U	1.0		µg/L	1	5/17/2006 11:29:00 AM
1,1,2,2-Tetrachloroethane	U	1.0		µg/L	1	5/17/2006 11:29:00 AM
1,1,2-Trichloroethane	U	1.0		µg/L	1	5/17/2006 11:29:00 AM
1,1-Dichloroethane	U	1.0		µg/L	1	5/17/2006 11:29:00 AM
1,1-Dichloroethene	U	1.0		µg/L	1	5/17/2006 11:29:00 AM
1,2-Dibromoethane	U	1.0		µg/L	1	5/17/2006 11:29:00 AM
1,2-Dichloroethane	U	1.0		µg/L	1	5/17/2006 11:29:00 AM
1,2-Dichloropropane	U	1.0		µg/L	1	5/17/2006 11:29:00 AM
2-Butanone	U	1.0		µg/L	1	5/17/2006 11:29:00 AM
2-Hexanone	U	1.0		µg/L	1	5/17/2006 11:29:00 AM
4-Methyl-2-pentanone	U	1.0		µg/L	1	5/17/2006 11:29:00 AM
Acetone	U	1.0		µg/L	1	5/17/2006 11:29:00 AM
Acrylonitrile	U	1.0		µg/L	1	5/17/2006 11:29:00 AM
Benzene	U	1.0		µg/L	1	5/17/2006 11:29:00 AM
Bromochloromethane	U	1.0		µg/L	1	5/17/2006 11:29:00 AM
Bromodichloromethane	U	1.0		µg/L	1	5/17/2006 11:29:00 AM
Bromoform	U	1.0		µg/L	1	5/17/2006 11:29:00 AM
Bromomethane	U	1.0		µg/L	1	5/17/2006 11:29:00 AM
Carbon disulfide	U	1.0		µg/L	1	5/17/2006 11:29:00 AM
Carbon tetrachloride	U	1.0		µg/L	1	5/17/2006 11:29:00 AM
Chlorobenzene	U	1.0		µg/L	1	5/17/2006 11:29:00 AM
Chloroethane	U	1.0		µg/L	1	5/17/2006 11:29:00 AM
Chloroform	U	1.0		µg/L	1	5/17/2006 11:29:00 AM
Chloromethane	U	1.0		µg/L	1	5/17/2006 11:29:00 AM
cis-1,2-Dichloroethene	U	1.0		µg/L	1	5/17/2006 11:29:00 AM
cis-1,3-Dichloropropene	U	1.0		µg/L	1	5/17/2006 11:29:00 AM
Dibromochloromethane	U	1.0		µg/L	1	5/17/2006 11:29:00 AM
Dichlorodifluoromethane	U	1.0		µg/L	1	5/17/2006 11:29:00 AM
Ethylbenzene	U	1.0		µg/L	1	5/17/2006 11:29:00 AM
m,p-Xylene	U	2.0		µg/L	1	5/17/2006 11:29:00 AM
Methyl tert-butyl ether	U	1.0		µg/L	1	5/17/2006 11:29:00 AM
Methylene chloride	11	1.0	B	µg/L	1	5/17/2006 11:29:00 AM
o-Xylene	U	1.0		µg/L	1	5/17/2006 11:29:00 AM
Styrene	U	1.0		µg/L	1	5/17/2006 11:29:00 AM
Tetrachloroethene	U	1.0		µg/L	1	5/17/2006 11:29:00 AM
Toluene	U	1.0		µg/L	1	5/17/2006 11:29:00 AM
trans-1,2-Dichloroethene	U	1.0		µg/L	1	5/17/2006 11:29:00 AM
trans-1,3-Dichloropropene	U	1.0		µg/L	1	5/17/2006 11:29:00 AM

Qualifiers:	B	Analyte detected in the associated Method Blank	E	Value above quantitation range
	H	Holding times for preparation or analysis exceeded	J	Analyte detected below quantitation limits
	ND	Not Detected at the Reporting Limit	S	Spike Recovery outside accepted recovery limits
	U	Indicates the compound was analyzed for but not detected	X	Value exceeds Maximum Contaminant Level

American Analytical Laboratories, LLC.

Date: 17-May-06

CLIENT:	Scientific Applications International Corp.	Client Sample ID:	EW11D/155/5
Lab Order:	0605168	Tag Number:	9623
Project:	Claremont	Collection Date:	5/17/2006 10:20:00 AM
Lab ID:	0605168-01A	Matrix:	LIQUID

Analyses	Result	Limit	Qual	Units	DF	Date Analyzed
VOLATILE SW-846 METHOD 8260		SW8260B		SW5030A		Analyst: LDS
Trichloroethene	U	1.0		µg/L	1	5/17/2006 11:29:00 AM
Vinyl chloride	U	1.0		µg/L	1	5/17/2006 11:29:00 AM

Qualifiers:	B	Analyte detected in the associated Method Blank	E	Value above quantitation range
	H	Holding times for preparation or analysis exceeded	J	Analyte detected below quantitation limits
	ND	Not Detected at the Reporting Limit	S	Spike Recovery outside accepted recovery limits
	U	Indicates the compound was analyzed for but not detected	X	Value exceeds Maximum Contaminant Level

Wednesday, May 17, 2006

Richard Cronce
Scientific Applications International Corp.
6310 Allentown Boulevard
Harrisburg, PA 17112
TEL: (717) 901-8852
FAX (717) 901-8105

RE: Claremont

Order No.: 0605170

Dear Richard Cronce:

American Analytical Laboratories, LLC. received 1 sample(s) on 5/17/2006 for the analyses presented in the following report.

Samples were analyzed in accordance with the test procedures documented on the chain of custody and detailed throughout the text of this report.

The limits provided in the data package are analytical reporting limits and not Federal or Local mandated values to which the sample results should be compared.

There were no problems with the analyses and all data for associated QC met laboratory specifications. If there are any exceptions a Case Narrative is provided in the report.

If you have any questions regarding these tests results, please do not hesitate to call (631) 454-6100 or email me directly at lbeyer@american-analytical.com.

Sincerely,


Lori Beyer
Lab Director

CLIENT: Scientific Applications International Corp.
Project: Claremont
Lab Order: 0605170

Work Order Sample Summary

Lab Sample ID	Client Sample ID	Tag Number	Date Collected	Date Received
0605170-01A	EW11D/175/-15	09624	5/17/2006	5/17/2006



56 TOLEDO STREET • FARMINGDALE, NEW YORK 11735
 (631) 454-6100 • FAX (631) 454-8027

NYSDOH 11418
 CTDOH PH-0205
 NJDEP NY050
 PADEP 68-573

TAG # / COC 09624

CHAIN OF CUSTODY / REQUEST FOR ANALYSIS DOCUMENT

CLIENT NAME/ADDRESS		CONTACT:	
SALC		SAMPLER (SIGNATURE)	YES / NO
		SAMPLER NAME (PRINT)	YES / NO
PROJECT LOCATION:		SAMPLE(S) SEALED	YES / NO
ANALYSIS REQUIRED		CORRECT CONTAINER(S)	YES / NO

LABORATORY ID #	MATRIX	# CON-TAINERS	SAMPLING DATE/TIME	SAMPLE # - LOCATION	FOR METHANOL PRESERVED SAMPLES (VOLATILE VIAL #)
0805170-01A	GW	2	5/17/06 / 5:47	1237 Ewing/175/-15	

MATRIX S=SOIL; L=LIQUID; SL=SLUDGE; A-AIR; W=WIPE; P=PAINT CHIPS; B=BULK MATERIAL
 TYPE G=GRAB; C=COMPOSITE, SS=SPLIT SPOON

RELINQUISHED BY (SIGNATURE)		DATE	PRINTED NAME	RECEIVED BY LAB (SIGNATURE)		DATE	PRINTED NAME
C. Huss		5/17/06 12:48	C. Huss	[Signature]		5/17/06 12:48	J. Grady
RELINQUISHED BY (SIGNATURE)		DATE	PRINTED NAME	RECEIVED BY LAB (SIGNATURE)		DATE	PRINTED NAME

COOLER TEMPERATURE:
 COMMENTS / INSTRUCTIONS

AMERICAN ANALYTICAL LABORATORIES, LLC

56 TOLEDO STREET

FARMINGDALE, NEW YORK 11735

TELEPHONE: (631) 454-6100 FAX: (631) 454-8027

DATA REPORTING QUALIFIERS

For reporting results, the following "Results Qualifiers" are used:

Value	If the result is greater than or equal to the detection limit, report the value
U	Indicates the compound was analyzed for but was not detected. Report the minimum detection limit for the sample with the U, i.e. "10U". This is not necessarily the instrument detection limit attainable for this particular sample based on any concentration or dilution that may have been required.
J	Indicates an estimated value. The flag is used: <ol style="list-style-type: none">(1) When estimating a concentration for a tentatively identified compound (library search hits, where a 1:1 response is assumed.)(2) When the mass spectral data indicated the identification, however the result was less than the specified detection limit greater than zero. If the detection limit was 10ug/L and a concentration of 3ug/L was calculated report as 3J. This flag is used when similar situations arise on any organic parameter i.e. Pesticide, PCBs and others.
B	Indicates the analyte was found in the blank as well as the sample report "10B".
E	Indicates the analytes concentration exceeds the calibrated range of the instrument for that specific analysis.
D	This flag identifies all compounds identified in an analysis at a secondary dilution factor.
P	This flag is used for Pesticide / PCB target analyte when there is >25% difference for detected concentrations between the two GC Columns. The higher of the two values is reported on Form I and flagged with a "P".
N	This flag indicates presumptive evidence of a compound. This is only used for tentatively identified compounds (TICs), where the identification is based on a mass spectral library search. It applies to all TIC results. For generic characterization of a TIC, such as chlorinated hydrocarbon, the flag is not used.
H	Indicates sample was received and/or analyzed outside of The method allowable holding time

American Analytical Laboratories, LLC.

Date: 17-May-06

CLIENT: Scientific Applications International Corp.
Lab Order: 0605170
Project: Claremont
Lab ID: 0605170-01A

Client Sample ID: EW11D/175/-15
Tag Number: 09624
Collection Date: 5/17/2006
Matrix: LIQUID

Analyses	Result	Limit	Qual	Units	DF	Date Analyzed
VOLATILE SW-846 METHOD 8260		SW8260B		SW5030A		Analyst: LDS
1,1,1,2-Tetrachloroethane	U	1.0		µg/L	1	5/17/2006 1:27:00 PM
1,1,1-Trichloroethane	U	1.0		µg/L	1	5/17/2006 1:27:00 PM
1,1,2,2-Tetrachloroethane	U	1.0		µg/L	1	5/17/2006 1:27:00 PM
1,1,2-Trichloroethane	U	1.0		µg/L	1	5/17/2006 1:27:00 PM
1,1-Dichloroethane	U	1.0		µg/L	1	5/17/2006 1:27:00 PM
1,1-Dichloroethene	U	1.0		µg/L	1	5/17/2006 1:27:00 PM
1,2-Dibromoethane	U	1.0		µg/L	1	5/17/2006 1:27:00 PM
1,2-Dichloroethane	U	1.0		µg/L	1	5/17/2006 1:27:00 PM
1,2-Dichloropropane	U	1.0		µg/L	1	5/17/2006 1:27:00 PM
2-Butanone	U	1.0		µg/L	1	5/17/2006 1:27:00 PM
2-Hexanone	U	1.0		µg/L	1	5/17/2006 1:27:00 PM
4-Methyl-2-pentanone	U	1.0		µg/L	1	5/17/2006 1:27:00 PM
Acetone	U	1.0		µg/L	1	5/17/2006 1:27:00 PM
Acrylonitrile	U	1.0		µg/L	1	5/17/2006 1:27:00 PM
Benzene	U	1.0		µg/L	1	5/17/2006 1:27:00 PM
Bromochloromethane	U	1.0		µg/L	1	5/17/2006 1:27:00 PM
Bromodichloromethane	U	1.0		µg/L	1	5/17/2006 1:27:00 PM
Bromoform	U	1.0		µg/L	1	5/17/2006 1:27:00 PM
Bromomethane	U	1.0		µg/L	1	5/17/2006 1:27:00 PM
Carbon disulfide	U	1.0		µg/L	1	5/17/2006 1:27:00 PM
Carbon tetrachloride	U	1.0		µg/L	1	5/17/2006 1:27:00 PM
Chlorobenzene	U	1.0		µg/L	1	5/17/2006 1:27:00 PM
Chloroethane	U	1.0		µg/L	1	5/17/2006 1:27:00 PM
Chloroform	U	1.0		µg/L	1	5/17/2006 1:27:00 PM
Chloromethane	U	1.0		µg/L	1	5/17/2006 1:27:00 PM
cis-1,2-Dichloroethene	U	1.0		µg/L	1	5/17/2006 1:27:00 PM
cis-1,3-Dichloropropene	U	1.0		µg/L	1	5/17/2006 1:27:00 PM
Dibromochloromethane	U	1.0		µg/L	1	5/17/2006 1:27:00 PM
Dichlorodifluoromethane	U	1.0		µg/L	1	5/17/2006 1:27:00 PM
Ethylbenzene	U	1.0		µg/L	1	5/17/2006 1:27:00 PM
m,p-Xylene	U	2.0		µg/L	1	5/17/2006 1:27:00 PM
Methyl tert-butyl ether	U	1.0		µg/L	1	5/17/2006 1:27:00 PM
Methylene chloride	12	1.0	B	µg/L	1	5/17/2006 1:27:00 PM
o-Xylene	U	1.0		µg/L	1	5/17/2006 1:27:00 PM
Styrene	U	1.0		µg/L	1	5/17/2006 1:27:00 PM
Tetrachloroethene	U	1.0		µg/L	1	5/17/2006 1:27:00 PM
Toluene	U	1.0		µg/L	1	5/17/2006 1:27:00 PM
trans-1,2-Dichloroethene	U	1.0		µg/L	1	5/17/2006 1:27:00 PM
trans-1,3-Dichloropropene	U	1.0		µg/L	1	5/17/2006 1:27:00 PM

Qualifiers: B Analyte detected in the associated Method Blank
H Holding times for preparation or analysis exceeded
ND Not Detected at the Reporting Limit
U Indicates the compound was analyzed for but not detected

E Value above quantitation range
J Analyte detected below quantitation limits
S Spike Recovery outside accepted recovery limits
X Value exceeds Maximum Contaminant Level

American Analytical Laboratories, LLC.

Date: 17-May-06

CLIENT:	Scientific Applications International Corp.	Client Sample ID:	EW11D/175/-15
Lab Order:	0605170	Tag Number:	09624
Project:	Claremont	Collection Date:	5/17/2006
Lab ID:	0605170-01A	Matrix:	LIQUID

Analyses	Result	Limit	Qual	Units	DF	Date Analyzed
VOLATILE SW-846 METHOD 8260		SW8260B		SW5030A		Analyst: LDS
Trichloroethene	U	1.0		µg/L	1	5/17/2006 1:27:00 PM
Vinyl chloride	U	1.0		µg/L	1	5/17/2006 1:27:00 PM

Qualifiers:	B	Analyte detected in the associated Method Blank	E	Value above quantitation range
	H	Holding times for preparation or analysis exceeded	J	Analyte detected below quantitation limits
	ND	Not Detected at the Reporting Limit	S	Spike Recovery outside accepted recovery limits
	U	Indicates the compound was analyzed for but not detecte	X	Value exceeds Maximum Contaminant Level



NYSDOH 11418
NJDEP NY050
CTDOH PH-0205
PADEP 68-00573

Wednesday, May 17, 2006

Richard Cronce
Scientific Applications International Corp.
6310 Allentown Boulevard
Harrisburg, PA 17112
TEL: (717) 901-8852
FAX (717) 901-8105

RE: Claremont

Order No.: 0605175

Dear Richard Cronce:

American Analytical Laboratories, LLC. received 1 sample(s) on 5/17/2006 for the analyses presented in the following report.

Samples were analyzed in accordance with the test procedures documented on the chain of custody and detailed throughout the text of this report.

The limits provided in the data package are analytical reporting limits and not Federal or Local mandated values to which the sample results should be compared.

There were no problems with the analyses and all data for associated QC met laboratory specifications. If there are any exceptions a Case Narrative is provided in the report.

If you have any questions regarding these tests results, please do not hesitate to call (631) 454-6100 or email me directly at lbeyer@american-analytical.com.

Sincerely,

Lori Beyer
Lab Director

CLIENT: Scientific Applications International Corp.
Project: Claremont
Lab Order: 0605175

Work Order Sample Summary

Lab Sample ID	Client Sample ID	Tag Number	Date Collected	Date Received
0605175-01A	EW11D/190/-30	9625	5/17/2006 2:27:00 PM	5/17/2006

NYSDOH 11418
 CTDOH PH-0205
 NJDEP NY050
 PADEP 68-573

TAG # / COC 09625

56 TOLEDO STREET • FARMINGDALE, NEW YORK 11735
 (631) 454-6100 • FAX (631) 454-8027



CHAIN OF CUSTODY / REQUEST FOR ANALYSIS DOCUMENT

CLIENT NAME/ADDRESS CONTACT: SAIC

SAMPLER (SIGNATURE) *C. Huss*

SAMPLER NAME (PRINT) *C. Huss*

FOR METHANOL PRESERVED SAMPLES [VOLATILE VIAL #]

LABORATORY ID #	MATRIX	# CONTAINERS	SAMPLING DATE/TIME	SAMPLE # - LOCATION	ANALYSIS REQUIRED	SAMPLE(S) SEALED	YES / NO
						CORRECT CONTAINER(S)	YES / NO
0605175-1A	GW	2	5-17-06 / 1444	E WIND/190/-30	VCS		

PROJECT LOCATION: *Clemont*

TURNAROUND REQUIRED: NORMAL STAT BY 1 / 1

COOLER TEMPERATURE: _____

RELINQUISHED BY (SIGNATURE)		DATE/TIME		PRINTED NAME	
<i>C. Huss</i>		5-17-06 1444		<i>C. Huss</i>	
RELINQUISHED BY (SIGNATURE)		DATE/TIME		PRINTED NAME	
				<i>P. Antonio</i>	

RECEIVED BY LAB (SIGNATURE) *GA* RECEIVED BY LAB (SIGNATURE) _____

RECEIVED BY LAB (SIGNATURE) _____ RECEIVED BY LAB (SIGNATURE) _____

DATE/TIME 5/17/06 DATE/TIME 1444 DATE/TIME 1445 DATE/TIME _____

PRINTED NAME C. Huss PRINTED NAME P. Antonio PRINTED NAME _____

COMMENTS / INSTRUCTIONS: _____

DATE/TIME 5/17/06 DATE/TIME 1445 DATE/TIME _____

PRINTED NAME P. Antonio PRINTED NAME _____

WHITE-OFFICE / CANARY-LAB / PINK-SAMPLE CUSTODIAN / GOLDENROD-CLIENT

AMERICAN ANALYTICAL LABORATORIES, LLC

56 TOLEDO STREET

FARMINGDALE, NEW YORK 11735

TELEPHONE: (631) 454-6100 FAX: (631) 454-8027

DATA REPORTING QUALIFIERS

For reporting results, the following "Results Qualifiers" are used:

Value	If the result is greater than or equal to the detection limit, report the value
U	Indicates the compound was analyzed for but was not detected. Report the minimum detection limit for the sample with the U, i.e. "10U". This is not necessarily the instrument detection limit attainable for this particular sample based on any concentration or dilution that may have been required.
J	Indicates an estimated value. The flag is used: <ol style="list-style-type: none">(1) When estimating a concentration for a tentatively identified compound (library search hits, where a 1:1 response is assumed.)(2) When the mass spectral data indicated the identification, however the result was less than the specified detection limit greater than zero. If the detection limit was 10ug/L and a concentration of 3ug/L was calculated report as 3J. This flag is used when similar situations arise on any organic parameter i.e. Pesticide, PCBs and others.
B	Indicates the analyte was found in the blank as well as the sample report "10B".
E	Indicates the analytes concentration exceeds the calibrated range of the instrument for that specific analysis.
D	This flag identifies all compounds identified in an analysis at a secondary dilution factor.
P	This flag is used for Pesticide / PCB target analyte when there is >25% difference for detected concentrations between the two GC Columns. The higher of the two values is reported on Form I and flagged with a "P".
N	This flag indicates presumptive evidence of a compound. This is only used for tentatively identified compounds (TICs), where the identification is based on a mass spectral library search. It applies to all TIC results. For generic characterization of a TIC, such as chlorinated hydrocarbon, the flag is not used.
H	Indicates sample was received and/or analyzed outside of The method allowable holding time

American Analytical Laboratories, LLC.

Date: 17-May-06

CLIENT: Scientific Applications International Corp.	Client Sample ID: EW11D/190-30
Lab Order: 0605175	Tag Number: 9625
Project: Claremont	Collection Date: 5/17/2006 2:27:00 PM
Lab ID: 0605175-01A	Matrix: LIQUID

Analyses	Result	Limit	Qual	Units	DF	Date Analyzed
VOLATILE SW-846 METHOD 8260		SW8260B		SW5030A		Analyst: RN
1,1,1,2-Tetrachloroethane	U	1.0		µg/L	1	5/17/2006 3:27:00 PM
1,1,1-Trichloroethane	U	1.0		µg/L	1	5/17/2006 3:27:00 PM
1,1,2,2-Tetrachloroethane	U	1.0		µg/L	1	5/17/2006 3:27:00 PM
1,1,2-Trichloroethane	U	1.0		µg/L	1	5/17/2006 3:27:00 PM
1,1-Dichloroethane	U	1.0		µg/L	1	5/17/2006 3:27:00 PM
1,1-Dichloroethene	U	1.0		µg/L	1	5/17/2006 3:27:00 PM
1,2-Dibromoethane	U	1.0		µg/L	1	5/17/2006 3:27:00 PM
1,2-Dichloroethane	U	1.0		µg/L	1	5/17/2006 3:27:00 PM
1,2-Dichloropropane	U	1.0		µg/L	1	5/17/2006 3:27:00 PM
2-Butanone	U	1.0		µg/L	1	5/17/2006 3:27:00 PM
2-Hexanone	U	1.0		µg/L	1	5/17/2006 3:27:00 PM
4-Methyl-2-pentanone	U	1.0		µg/L	1	5/17/2006 3:27:00 PM
Acetone	U	1.0		µg/L	1	5/17/2006 3:27:00 PM
Acrylonitrile	U	1.0		µg/L	1	5/17/2006 3:27:00 PM
Benzene	U	1.0		µg/L	1	5/17/2006 3:27:00 PM
Bromochloromethane	U	1.0		µg/L	1	5/17/2006 3:27:00 PM
Bromodichloromethane	U	1.0		µg/L	1	5/17/2006 3:27:00 PM
Bromoform	U	1.0		µg/L	1	5/17/2006 3:27:00 PM
Bromomethane	U	1.0		µg/L	1	5/17/2006 3:27:00 PM
Carbon disulfide	U	1.0		µg/L	1	5/17/2006 3:27:00 PM
Carbon tetrachloride	U	1.0		µg/L	1	5/17/2006 3:27:00 PM
Chlorobenzene	U	1.0		µg/L	1	5/17/2006 3:27:00 PM
Chloroethane	U	1.0		µg/L	1	5/17/2006 3:27:00 PM
Chloroform	U	1.0		µg/L	1	5/17/2006 3:27:00 PM
Chloromethane	U	1.0		µg/L	1	5/17/2006 3:27:00 PM
cis-1,2-Dichloroethene	U	1.0		µg/L	1	5/17/2006 3:27:00 PM
cis-1,3-Dichloropropene	U	1.0		µg/L	1	5/17/2006 3:27:00 PM
Dibromochloromethane	U	1.0		µg/L	1	5/17/2006 3:27:00 PM
Dichlorodifluoromethane	U	1.0		µg/L	1	5/17/2006 3:27:00 PM
Ethylbenzene	U	1.0		µg/L	1	5/17/2006 3:27:00 PM
m,p-Xylene	U	2.0		µg/L	1	5/17/2006 3:27:00 PM
Methyl tert-butyl ether	U	1.0		µg/L	1	5/17/2006 3:27:00 PM
Methylene chloride	11	1.0	B	µg/L	1	5/17/2006 3:27:00 PM
o-Xylene	U	1.0		µg/L	1	5/17/2006 3:27:00 PM
Styrene	U	1.0		µg/L	1	5/17/2006 3:27:00 PM
Tetrachloroethene	U	1.0		µg/L	1	5/17/2006 3:27:00 PM
Toluene	U	1.0		µg/L	1	5/17/2006 3:27:00 PM
trans-1,2-Dichloroethene	U	1.0		µg/L	1	5/17/2006 3:27:00 PM
trans-1,3-Dichloropropene	U	1.0		µg/L	1	5/17/2006 3:27:00 PM

Qualifiers:	B	Analyte detected in the associated Method Blank	E	Value above quantitation range
	H	Holding times for preparation or analysis exceeded	J	Analyte detected below quantitation limits
	ND	Not Detected at the Reporting Limit	S	Spike Recovery outside accepted recovery limits
	U	Indicates the compound was analyzed for but not detected	X	Value exceeds Maximum Contaminant Level

American Analytical Laboratories, LLC.

Date: 17-May-06

CLIENT: Scientific Applications International Corp.
Lab Order: 0605175
Project: Claremont
Lab ID: 0605175-01A

Client Sample ID: EW11D/190/-30
Tag Number: 9625
Collection Date: 5/17/2006 2:27:00 PM
Matrix: LIQUID

Analyses	Result	Limit	Qual	Units	DF	Date Analyzed
VOLATILE SW-846 METHOD 8260						Analyst: RN
Trichloroethene	U	1.0		µg/L	1	5/17/2006 3:27:00 PM
Vinyl chloride	U	1.0		µg/L	1	5/17/2006 3:27:00 PM

Qualifiers:	B	Analyte detected in the associated Method Blank	E	Value above quantitation range
	H	Holding times for preparation or analysis exceeded	J	Analyte detected below quantitation limits
	ND	Not Detected at the Reporting Limit	S	Spike Recovery outside accepted recovery limits
	U	Indicates the compound was analyzed for but not detected	X	Value exceeds Maximum Contaminant Level

Thursday, May 18, 2006

Richard Cronce
Scientific Applications International Corp.
6310 Allentown Boulevard
Harrisburg, PA 17112

TEL: (717) 901-8852

FAX (717) 901-8105

RE: Claremont

Order No.: 0605182

Dear Richard Cronce:

American Analytical Laboratories, LLC. received 1 sample(s) on 5/17/2006 for the analyses presented in the following report.


Samples were analyzed in accordance with the test procedures documented on the chain of custody and detailed throughout the text of this report.

The limits provided in the data package are analytical reporting limits and not Federal or Local mandated values to which the sample results should be compared.

There were no problems with the analyses and all data for associated QC met laboratory specifications. If there are any exceptions a Case Narrative is provided in the report.

If you have any questions regarding these tests results, please do not hesitate to call (631) 454-6100 or email me directly at lbeyer@american-analytical.com.

Sincerely,



Lori Beyer
Lab Director

CLIENT: Scientific Applications International Corp.
Project: Claremont
Lab Order: 0605182

Work Order Sample Summary

Lab Sample ID	Client Sample ID	Tag Number	Date Collected	Date Received
0605182-01A	EW11D/205/-45	09626	5/17/2006	5/17/2006



56 TOLEDO STREET • FARMINGDALE, NEW YORK 11735
(631) 454-6100 • FAX (631) 454-8027

NYSDOH 11418
CTDOH PH-0205
NJDEP NY050
PADEP 68-573

TAG # / COC 09626

CHAIN OF CUSTODY / REQUEST FOR ANALYSIS DOCUMENT

CLIENT NAME/ADDRESS CONTACT:

SAIK

SAMPLER (SIGNATURE)
C. Huss

SAMPLE(S)
SEALED

YES / NO

SAMPLER NAME (PRINT)

CORRECT
CONTAINER(S)

YES / NO

PROJECT LOCATION:

Claremont

ANALYSIS
REQUIRED
VCR

FOR
METHANOL PRESERVED
SAMPLES
[VOLATILE VIAL #]

LABORATORY ID #	MATRIX	# CONTAINERS	SAMPLING DATE/TIME	SAMPLE # - LOCATION
060518Z-01A 6W		2	5-17-06 / 1642E WID / 205 / -45	

RELINQUISHED BY (SIGNATURE)		DATE TIME	PRINTED NAME	RECEIVED BY LAB (SIGNATURE)	DATE TIME	PRINTED NAME
<i>C. Huss</i>		5-17-06 1700	<i>C. Huss</i>	<i>[Signature]</i>	5-17-06 5:00	<i>J. Coe</i>
RELINQUISHED BY (SIGNATURE)		DATE TIME	PRINTED NAME	RECEIVED BY LAB (SIGNATURE)	DATE TIME	PRINTED NAME

COOLER TEMPERATURE:

TURNAROUND REQUIRED:
NORMAL STAT BY / /

COMMENTS / INSTRUCTIONS

American Analytical Laboratories, LLC.

Date: 18-May-06

CLIENT: Scientific Applications International Corp.
Lab Order: 0605182
Project: Claremont
Lab ID: 0605182-01A

Client Sample ID: EW11D/205/-45
Tag Number: 09626
Collection Date: 5/17/2006
Matrix: LIQUID

Analyses	Result	Limit	Qual	Units	DF	Date Analyzed
VOLATILE SW-846 METHOD 8260		SW8260B		Analyst: RN		
1,1,1,2-Tetrachloroethane	U	1.0		µg/L	1	5/18/2006 2:21:00 AM
1,1,1-Trichloroethane	U	1.0		µg/L	1	5/18/2006 2:21:00 AM
1,1,2,2-Tetrachloroethane	U	1.0		µg/L	1	5/18/2006 2:21:00 AM
1,1,2-Trichloroethane	U	1.0		µg/L	1	5/18/2006 2:21:00 AM
1,1-Dichloroethane	U	1.0		µg/L	1	5/18/2006 2:21:00 AM
1,1-Dichloroethene	1.2	1.0		µg/L	1	5/18/2006 2:21:00 AM
1,2-Dibromoethane	U	1.0		µg/L	1	5/18/2006 2:21:00 AM
1,2-Dichloroethane	U	1.0		µg/L	1	5/18/2006 2:21:00 AM
1,2-Dichloropropane	U	1.0		µg/L	1	5/18/2006 2:21:00 AM
2-Butanone	U	1.0		µg/L	1	5/18/2006 2:21:00 AM
2-Hexanone	U	1.0		µg/L	1	5/18/2006 2:21:00 AM
4-Methyl-2-pentanone	U	1.0		µg/L	1	5/18/2006 2:21:00 AM
Acetone	U	1.0		µg/L	1	5/18/2006 2:21:00 AM
Acrylonitrile	U	1.0		µg/L	1	5/18/2006 2:21:00 AM
Benzene	U	1.0		µg/L	1	5/18/2006 2:21:00 AM
Bromochloromethane	U	1.0		µg/L	1	5/18/2006 2:21:00 AM
Bromodichloromethane	U	1.0		µg/L	1	5/18/2006 2:21:00 AM
Bromoform	U	1.0		µg/L	1	5/18/2006 2:21:00 AM
Bromomethane	U	1.0		µg/L	1	5/18/2006 2:21:00 AM
Carbon disulfide	U	1.0		µg/L	1	5/18/2006 2:21:00 AM
Carbon tetrachloride	U	1.0		µg/L	1	5/18/2006 2:21:00 AM
Chlorobenzene	U	1.0		µg/L	1	5/18/2006 2:21:00 AM
Chloroethane	U	1.0		µg/L	1	5/18/2006 2:21:00 AM
Chloroform	U	1.0		µg/L	1	5/18/2006 2:21:00 AM
Chloromethane	U	1.0		µg/L	1	5/18/2006 2:21:00 AM
cis-1,2-Dichloroethene	29	1.0		µg/L	1	5/18/2006 2:21:00 AM
cis-1,3-Dichloropropene	U	1.0		µg/L	1	5/18/2006 2:21:00 AM
Dibromochloromethane	U	1.0		µg/L	1	5/18/2006 2:21:00 AM
Dichlorodifluoromethane	U	1.0		µg/L	1	5/18/2006 2:21:00 AM
Ethylbenzene	U	1.0		µg/L	1	5/18/2006 2:21:00 AM
m,p-Xylene	U	2.0		µg/L	1	5/18/2006 2:21:00 AM
Methyl tert-butyl ether	U	1.0		µg/L	1	5/18/2006 2:21:00 AM
Methylene chloride	9.5	1.0	B	µg/L	1	5/18/2006 2:21:00 AM
o-Xylene	U	1.0		µg/L	1	5/18/2006 2:21:00 AM
Styrene	U	1.0		µg/L	1	5/18/2006 2:21:00 AM
Tetrachloroethene	16	1.0		µg/L	1	5/18/2006 2:21:00 AM
Toluene	U	1.0		µg/L	1	5/18/2006 2:21:00 AM
trans-1,2-Dichloroethene	U	1.0		µg/L	1	5/18/2006 2:21:00 AM
trans-1,3-Dichloropropene	U	1.0		µg/L	1	5/18/2006 2:21:00 AM

Qualifiers: B Analyte detected in the associated Method Blank E Value above quantitation range
H Holding times for preparation or analysis exceeded J Analyte detected below quantitation limits
ND Not Detected at the Reporting Limit S Spike Recovery outside accepted recovery limits
U Indicates the compound was analyzed for but not detected X Value exceeds Maximum Contaminant Level

American Analytical Laboratories, LLC.

Date: 18-May-06

CLIENT: Scientific Applications International Corp.
Lab Order: 0605182
Project: Claremont
Lab ID: 0605182-01A

Client Sample ID: EW11D/205/-45
Tag Number: 09626
Collection Date: 5/17/2006
Matrix: LIQUID

Analyses	Result	Limit	Qual	Units	DF	Date Analyzed
VOLATILE SW-846 METHOD 8260						Analyst: RN
Trichloroethene	150	1.0		µg/L	1	5/18/2006 2:21:00 AM
Vinyl chloride	U	1.0		µg/L	1	5/18/2006 2:21:00 AM

Qualifiers:	B	Analyte detected in the associated Method Blank	E	Value above quantitation range
	H	Holding times for preparation or analysis exceeded	J	Analyte detected below quantitation limits
	ND	Not Detected at the Reporting Limit	S	Spike Recovery outside accepted recovery limits
	U	Indicates the compound was analyzed for but not detected	X	Value exceeds Maximum Contaminant Level



NYSDOH 11418
NJDEP NY050
CTDOH PH-0205
PADEP 68-00573

Thursday, May 18, 2006

Catherine Huss
Scientific Applications International Corp.
6310 Allentown Boulevard
Harrisburg, PA 17112

TEL: (717) 901-8806

FAX (717) 901-8102

RE: Claremont

Order No.: 0605185

Dear Catherine Huss:

American Analytical Laboratories, LLC. received 1 sample(s) on 5/18/2006 for the analyses presented in the following report.


Samples were analyzed in accordance with the test procedures documented on the chain of custody and detailed throughout the text of this report.

The limits provided in the data package are analytical reporting limits and not Federal or Local mandated values to which the sample results should be compared.

There were no problems with the analyses and all data for associated QC met laboratory specifications. If there are any exceptions a Case Narrative is provided in the report.

If you have any questions regarding these tests results, please do not hesitate to call (631) 454-6100 or email me directly at lbeyer@american-analytical.com.

Sincerely,


Lori Beyer
Lab Director

CLIENT: Scientific Applications International Corp.
Project: Claremont
Lab Order: 0605185

Work Order Sample Summary

Lab Sample ID	Client Sample ID	Tag Number	Date Collected	Date Received
0605185-01A	EW11D/235/-70	9627	5/18/2006 8:46:00 AM	5/18/2006

TAG # / COC 09627

CHAIN OF CUSTODY / REQUEST FOR ANALYSIS DOCUMENT

CLIENT NAME/ADDRESS CONTACT:

SALC

SAMPLER (SIGNATURE)

C. Hues

SAMPLE(S) SEAL

YES / NO

SAMPLER NAME (PRINT)

CORRECT CONTAINER(S)

YES / NO

PROJECT LOCATION:

Claremont

LABORATORY ID #	MATRIX	# CONTAINERS	SAMPLING DATE/TIME	SAMPLE # - LOCATION
-----------------	--------	--------------	--------------------	---------------------

06051851A	GW	2	5-18-06/846	EW11D/235/-70

ANALYSIS REQUIRED
VOC

FOR METHANOL PRESERVED SAMPLES [VOLATILE VIAL #]

COOLER TEMPERATURE:

MATRIX S=SOIL; L=LIQUID; SL=SLUDGE; A=AIR; W=WIPE; P=PAINT CHIPS; B=BULK MATERIAL
TYPE G=GRAB; C=COMPOSITE, SS=SPLIT SPOON

TURNAROUND REQUIRED:

NORMAL STAFF

RECEIVED BY LAB (SIGNATURE)

CPA

PRINTED NAME

C. Hues

DATE TIME

5-18-06 905

RELINQUISHED BY (SIGNATURE)

C. Hues

PRINTED NAME

RECEIVED BY LAB (SIGNATURE)

C. Hues

DATE

5/18/06

PRINTED NAME

C. Hues

DATE

PRINTED NAME

TIME

AMERICAN ANALYTICAL LABORATORIES, LLC

56 TOLEDO STREET

FARMINGDALE, NEW YORK 11735

TELEPHONE: (631) 454-6100 FAX: (631) 454-8027

DATA REPORTING QUALIFIERS

For reporting results, the following "Results Qualifiers" are used:

Value	If the result is greater than or equal to the detection limit, report the value
U	Indicates the compound was analyzed for but was not detected. Report the minimum detection limit for the sample with the U, i.e. "10U". This is not necessarily the instrument detection limit attainable for this particular sample based on any concentration or dilution that may have been required.
J	Indicates an estimated value. The flag is used: <ol style="list-style-type: none">(1) When estimating a concentration for a tentatively identified compound (library search hits, where a 1:1 response is assumed.)(2) When the mass spectral data indicated the identification, however the result was less than the specified detection limit greater than zero. If the detection limit was 10ug/L and a concentration of 3ug/L was calculated report as 3J. This flag is used when similar situations arise on any organic parameter i.e. Pesticide, PCBs and others.
B	Indicates the analyte was found in the blank as well as the sample report "10B".
E	Indicates the analytes concentration exceeds the calibrated range of the instrument for that specific analysis.
D	This flag identifies all compounds identified in an analysis at a secondary dilution factor.
P	This flag is used for Pesticide / PCB target analyte when there is >25% difference for detected concentrations between the two GC Columns. The higher of the two values is reported on Form I and flagged with a "P".
N	This flag indicates presumptive evidence of a compound. This is only used for tentatively identified compounds (TICs), where the identification is based on a mass spectral library search. It applies to all TIC results. For generic characterization of a TIC, such as chlorinated hydrocarbon, the flag is not used.
H	Indicates sample was received and/or analyzed outside of The method allowable holding time

American Analytical Laboratories, LLC.

Date: 18-May-06

CLIENT: Scientific Applications International Corp.	Client Sample ID: EW11D/235/-70
Lab Order: 0605185	Tag Number: 9627
Project: Claremont	Collection Date: 5/18/2006 8:46:00 AM
Lab ID: 0605185-01A	Matrix: LIQUID

Analyses	Result	Limit	Qual	Units	DF	Date Analyzed
VOLATILE SW-846 METHOD 8260						
		SW8260B		SW5030A		Analyst: MMR
1,1,1,2-Tetrachloroethane	U	1.0		µg/L	1	5/18/2006 10:31:00 AM
1,1,1-Trichloroethane	U	1.0		µg/L	1	5/18/2006 10:31:00 AM
1,1,2,2-Tetrachloroethane	U	1.0		µg/L	1	5/18/2006 10:31:00 AM
1,1,2-Trichloroethane	U	1.0		µg/L	1	5/18/2006 10:31:00 AM
1,1-Dichloroethane	U	1.0		µg/L	1	5/18/2006 10:31:00 AM
1,1-Dichloroethene	U	1.0		µg/L	1	5/18/2006 10:31:00 AM
1,2-Dibromoethane	U	1.0		µg/L	1	5/18/2006 10:31:00 AM
1,2-Dichloroethane	U	1.0		µg/L	1	5/18/2006 10:31:00 AM
1,2-Dichloropropane	U	1.0		µg/L	1	5/18/2006 10:31:00 AM
2-Butanone	U	1.0		µg/L	1	5/18/2006 10:31:00 AM
2-Hexanone	U	1.0		µg/L	1	5/18/2006 10:31:00 AM
4-Methyl-2-pentanone	U	1.0		µg/L	1	5/18/2006 10:31:00 AM
Acetone	U	1.0		µg/L	1	5/18/2006 10:31:00 AM
Acrylonitrile	U	1.0		µg/L	1	5/18/2006 10:31:00 AM
Benzene	U	1.0		µg/L	1	5/18/2006 10:31:00 AM
Bromochloromethane	U	1.0		µg/L	1	5/18/2006 10:31:00 AM
Bromodichloromethane	U	1.0		µg/L	1	5/18/2006 10:31:00 AM
Bromoform	U	1.0		µg/L	1	5/18/2006 10:31:00 AM
Bromomethane	U	1.0		µg/L	1	5/18/2006 10:31:00 AM
Carbon disulfide	U	1.0		µg/L	1	5/18/2006 10:31:00 AM
Carbon tetrachloride	U	1.0		µg/L	1	5/18/2006 10:31:00 AM
Chlorobenzene	U	1.0		µg/L	1	5/18/2006 10:31:00 AM
Chloroethane	U	1.0		µg/L	1	5/18/2006 10:31:00 AM
Chloroform	U	1.0		µg/L	1	5/18/2006 10:31:00 AM
Chloromethane	U	1.0		µg/L	1	5/18/2006 10:31:00 AM
cis-1,2-Dichloroethene	6.9	1.0		µg/L	1	5/18/2006 10:31:00 AM
cis-1,3-Dichloropropene	U	1.0		µg/L	1	5/18/2006 10:31:00 AM
Dibromochloromethane	U	1.0		µg/L	1	5/18/2006 10:31:00 AM
Dichlorodifluoromethane	U	1.0		µg/L	1	5/18/2006 10:31:00 AM
Ethylbenzene	U	1.0		µg/L	1	5/18/2006 10:31:00 AM
m,p-Xylene	U	2.0		µg/L	1	5/18/2006 10:31:00 AM
Methyl tert-butyl ether	U	1.0		µg/L	1	5/18/2006 10:31:00 AM
Methylene chloride	11	1.0	B	µg/L	1	5/18/2006 10:31:00 AM
o-Xylene	U	1.0		µg/L	1	5/18/2006 10:31:00 AM
Styrene	U	1.0		µg/L	1	5/18/2006 10:31:00 AM
Tetrachloroethene	6.8	1.0		µg/L	1	5/18/2006 10:31:00 AM
Toluene	U	1.0		µg/L	1	5/18/2006 10:31:00 AM
trans-1,2-Dichloroethene	U	1.0		µg/L	1	5/18/2006 10:31:00 AM
trans-1,3-Dichloropropene	U	1.0		µg/L	1	5/18/2006 10:31:00 AM

Qualifiers:	B	Analyte detected in the associated Method Blank	E	Value above quantitation range
	H	Holding times for preparation or analysis exceeded	J	Analyte detected below quantitation limits
	ND	Not Detected at the Reporting Limit	S	Spike Recovery outside accepted recovery limits
	U	Indicates the compound was analyzed for but not detected	X	Value exceeds Maximum Contaminant Level

American Analytical Laboratories, LLC.

Date: 18-May-06

CLIENT:	Scientific Applications International Corp.	Client Sample ID:	EW11D/235/-70
Lab Order:	0605185	Tag Number:	9627
Project:	Claremont	Collection Date:	5/18/2006 8:46:00 AM
Lab ID:	0605185-01A	Matrix:	LIQUID

Analyses	Result	Limit	Qual	Units	DF	Date Analyzed
VOLATILE SW-846 METHOD 8260						Analyst: MMR
Trichloroethene	51	1.0		µg/L	1	5/18/2006 10:31:00 AM
Vinyl chloride	U	1.0		µg/L	1	5/18/2006 10:31:00 AM

Qualifiers:	B	Analyte detected in the associated Method Blank	E	Value above quantitation range
	H	Holding times for preparation or analysis exceeded	J	Analyte detected below quantitation limits
	ND	Not Detected at the Reporting Limit	S	Spike Recovery outside accepted recovery limits
	U	Indicates the compound was analyzed for but not detected	X	Value exceeds Maximum Contaminant Level

Thursday, May 18, 2006

Catherine Huss
Scientific Applications International Corp.
6310 Allentown Boulevard
Harrisburg, PA 17112
TEL: (717) 901-8806
FAX (717) 901-8102

RE: Claremont

Order No.: 0605190

Dear Catherine Huss:

American Analytical Laboratories, LLC. received 1 sample(s) on 5/18/2006 for the analyses presented in the following report.

Samples were analyzed in accordance with the test procedures documented on the chain of custody and detailed throughout the text of this report.

The limits provided in the data package are analytical reporting limits and not Federal or Local mandated values to which the sample results should be compared.

There were no problems with the analyses and all data for associated QC met laboratory specifications. If there are any exceptions a Case Narrative is provided in the report.

If you have any questions regarding these tests results, please do not hesitate to call (631) 454-6100 or email me directly at lbeyer@american-analytical.com.

Sincerely,


Lori Beyer
Lab Director

CLIENT: Scientific Applications International Corp.
Project: Claremont
Lab Order: 0605190

Work Order Sample Summary

Lab Sample ID	Client Sample ID	Tag Number	Date Collected	Date Received
0605190-01A	EW11D/255/-95	9628	5/18/2006 10:56:00 AM	5/18/2006



56 TOLEDO STREET • FARMINGDALE, NEW YORK 11735
 (631) 454-6100 • FAX (631) 454-8027

NYSDOH 11418
 CTDOH PH-0205
 NJDEP NY050
 PADEP 68-573

TAG # / COC
09628

CHAIN OF CUSTODY / REQUEST FOR ANALYSIS DOCUMENT

CLIENT NAME/ADDRESS SAK		CONTACT:		SAMPLER (SIGNATURE) <i>C. Huss</i>		SAMPLE(S) SEALED	YES / NO
PROJECT LOCATION: <i>Claremont</i>		ANALYSIS REQUIRED <i>VCS</i>		SAMPLER NAME (PRINT)		CORRECT CONTAINER(S)	YES / NO
LABORATORY ID #	MATRIX	# CONTAINERS	SAMPLING DATE/TIME	SAMPLE # - LOCATION	TURNAROUND REQUIRED:	COMMENTS / INSTRUCTIONS	COOLER TEMPERATURE:
<i>0605190-1A</i>	<i>GW</i>	<i>0</i>	<i>5-18-06 / 1056</i>	<i>EW11D / 255 / -95</i>	<input type="checkbox"/> NORMAL <input checked="" type="checkbox"/> RECEIVED BY LAB (SIGNATURE)	<i>8/10/06</i> <i>1115</i> <i>C. Huss</i>	
					<input type="checkbox"/> RECEIVED BY LAB (SIGNATURE)	<i>P. Antonic</i>	

AMERICAN ANALYTICAL LABORATORIES, LLC

56 TOLEDO STREET

FARMINGDALE, NEW YORK 11735

TELEPHONE: (631) 454-6100 FAX: (631) 454-8027

DATA REPORTING QUALIFIERS

For reporting results, the following "Results Qualifiers" are used:

Value	If the result is greater than or equal to the detection limit, report the value
U	Indicates the compound was analyzed for but was not detected. Report the minimum detection limit for the sample with the U, i.e. "10U". This is not necessarily the instrument detection limit attainable for this particular sample based on any concentration or dilution that may have been required.
J	Indicates an estimated value. The flag is used: <ol style="list-style-type: none">(1) When estimating a concentration for a tentatively identified compound (library search hits, where a 1:1 response is assumed.)(2) When the mass spectral data indicated the identification, however the result was less than the specified detection limit greater than zero. If the detection limit was 10ug/L and a concentration of 3ug/L was calculated report as 3J. This flag is used when similar situations arise on any organic parameter i.e. Pesticide, PCBs and others.
B	Indicates the analyte was found in the blank as well as the sample report "10B".
E	Indicates the analytes concentration exceeds the calibrated range of the instrument for that specific analysis.
D	This flag identifies all compounds identified in an analysis at a secondary dilution factor.
P	This flag is used for Pesticide / PCB target analyte when there is >25% difference for detected concentrations between the two GC Columns. The higher of the two values is reported on Form I and flagged with a "P".
N	This flag indicates presumptive evidence of a compound. This is only used for tentatively identified compounds (TICs), where the identification is based on a mass spectral library search. It applies to all TIC results. For generic characterization of a TIC, such as chlorinated hydrocarbon, the flag is not used.
H	Indicates sample was received and/or analyzed outside of The method allowable holding time

American Analytical Laboratories, LLC.

Date: 18-May-06

CLIENT: Scientific Applications International Corp.	Client Sample ID: EW11D/255/-95
Lab Order: 0605190	Tag Number: 9628
Project: Claremont	Collection Date: 5/18/2006 10:56:00 AM
Lab ID: 0605190-01A	Matrix: LIQUID

Analyses	Result	Limit	Qual	Units	DF	Date Analyzed
VOLATILE SW-846 METHOD 8260		SW8260B		SW5030A		Analyst: MMR
1,1,1,2-Tetrachloroethane	U	1.0		µg/L	1	5/18/2006 11:53:00 AM
1,1,1-Trichloroethane	U	1.0		µg/L	1	5/18/2006 11:53:00 AM
1,1,2,2-Tetrachloroethane	U	1.0		µg/L	1	5/18/2006 11:53:00 AM
1,1,2-Trichloroethane	U	1.0		µg/L	1	5/18/2006 11:53:00 AM
1,1-Dichloroethane	U	1.0		µg/L	1	5/18/2006 11:53:00 AM
1,1-Dichloroethene	U	1.0		µg/L	1	5/18/2006 11:53:00 AM
1,2-Dibromoethane	U	1.0		µg/L	1	5/18/2006 11:53:00 AM
1,2-Dichloroethane	U	1.0		µg/L	1	5/18/2006 11:53:00 AM
1,2-Dichloropropane	U	1.0		µg/L	1	5/18/2006 11:53:00 AM
2-Butanone	U	1.0		µg/L	1	5/18/2006 11:53:00 AM
2-Hexanone	U	1.0		µg/L	1	5/18/2006 11:53:00 AM
4-Methyl-2-pentanone	U	1.0		µg/L	1	5/18/2006 11:53:00 AM
Acetone	U	1.0		µg/L	1	5/18/2006 11:53:00 AM
Acrylonitrile	U	1.0		µg/L	1	5/18/2006 11:53:00 AM
Benzene	U	1.0		µg/L	1	5/18/2006 11:53:00 AM
Bromochloromethane	U	1.0		µg/L	1	5/18/2006 11:53:00 AM
Bromodichloromethane	U	1.0		µg/L	1	5/18/2006 11:53:00 AM
Bromoform	U	1.0		µg/L	1	5/18/2006 11:53:00 AM
Bromomethane	U	1.0		µg/L	1	5/18/2006 11:53:00 AM
Carbon disulfide	U	1.0		µg/L	1	5/18/2006 11:53:00 AM
Carbon tetrachloride	U	1.0		µg/L	1	5/18/2006 11:53:00 AM
Chlorobenzene	U	1.0		µg/L	1	5/18/2006 11:53:00 AM
Chloroethane	U	1.0		µg/L	1	5/18/2006 11:53:00 AM
Chloroform	U	1.0		µg/L	1	5/18/2006 11:53:00 AM
Chloromethane	U	1.0		µg/L	1	5/18/2006 11:53:00 AM
cis-1,2-Dichloroethene	U	1.0		µg/L	1	5/18/2006 11:53:00 AM
cis-1,3-Dichloropropene	U	1.0		µg/L	1	5/18/2006 11:53:00 AM
Dibromochloromethane	U	1.0		µg/L	1	5/18/2006 11:53:00 AM
Dichlorodifluoromethane	U	1.0		µg/L	1	5/18/2006 11:53:00 AM
Ethylbenzene	U	1.0		µg/L	1	5/18/2006 11:53:00 AM
m,p-Xylene	U	2.0		µg/L	1	5/18/2006 11:53:00 AM
Methyl tert-butyl ether	U	1.0		µg/L	1	5/18/2006 11:53:00 AM
Methylene chloride	13	1.0	B	µg/L	1	5/18/2006 11:53:00 AM
o-Xylene	U	1.0		µg/L	1	5/18/2006 11:53:00 AM
Styrene	U	1.0		µg/L	1	5/18/2006 11:53:00 AM
Tetrachloroethene	U	1.0		µg/L	1	5/18/2006 11:53:00 AM
Toluene	U	1.0		µg/L	1	5/18/2006 11:53:00 AM
trans-1,2-Dichloroethene	U	1.0		µg/L	1	5/18/2006 11:53:00 AM
trans-1,3-Dichloropropene	U	1.0		µg/L	1	5/18/2006 11:53:00 AM

Qualifiers:	B	Analyte detected in the associated Method Blank	E	Value above quantitation range
	H	Holding times for preparation or analysis exceeded	J	Analyte detected below quantitation limits
	ND	Not Detected at the Reporting Limit	S	Spike Recovery outside accepted recovery limits
	U	Indicates the compound was analyzed for but not detected	X	Value exceeds Maximum Contaminant Level

American Analytical Laboratories, LLC.

Date: 18-May-06

CLIENT:	Scientific Applications International Corp.	Client Sample ID:	EW11D/255/-95
Lab Order:	0605190	Tag Number:	9628
Project:	Claremont	Collection Date:	5/18/2006 10:56:00 AM
Lab ID:	0605190-01A	Matrix:	LIQUID

Analyses	Result	Limit	Qual	Units	DF	Date Analyzed
VOLATILE SW-846 METHOD 8260		SW8260B		SW5030A		Analyst: MMR
Trichloroethene	U	1.0		µg/L	1	5/18/2006 11:53:00 AM
Vinyl chloride	U	1.0		µg/L	1	5/18/2006 11:53:00 AM

Qualifiers:	B	Analyte detected in the associated Method Blank	E	Value above quantitation range
	H	Holding times for preparation or analysis exceeded	J	Analyte detected below quantitation limits
	ND	Not Detected at the Reporting Limit	S	Spike Recovery outside accepted recovery limits
	U	Indicates the compound was analyzed for but not detected	X	Value exceeds Maximum Contaminant Level

Thursday, May 18, 2006

Richard Cronce
Scientific Applications International Corp.
6310 Allentown Boulevard
Harrisburg, PA 17112
TEL: (717) 901-8852
FAX (717) 901-8105

RE: Claremont

Order No.: 0605191

Dear Richard Cronce:

American Analytical Laboratories, LLC. received 1 sample(s) on 5/18/2006 for the analyses presented in the following report.


Samples were analyzed in accordance with the test procedures documented on the chain of custody and detailed throughout the text of this report.

The limits provided in the data package are analytical reporting limits and not Federal or Local mandated values to which the sample results should be compared.

There were no problems with the analyses and all data for associated QC met laboratory specifications. If there are any exceptions a Case Narrative is provided in the report.

If you have any questions regarding these tests results, please do not hesitate to call (631) 454-6100 or email me directly at lbeyer@american-analytical.com.

Sincerely,



Lori Beyer
Lab Director

CLIENT: Scientific Applications International Corp.
Project: Claremont
Lab Order: 0605191

Work Order Sample Summary

Lab Sample ID	Client Sample ID	Tag Number	Date Collected	Date Received
0605191-01A	EW11D/275/-115	9629	5/18/2006 1:16:00 PM	5/18/2006



56 TOLEDO STREET • FARMINGDALE, NEW YORK 11735
(631) 454-6100 • FAX (631) 454-8027

TAG # / COC 09629

NYSDOH 11418
CTDOH PH-0205
NJDEP NY050
PADEP 68-573

CHAIN OF CUSTODY / REQUEST FOR ANALYSIS DOCUMENT

CLIENT NAME/ADDRESS: **SAC** CONTACT: **C. Huss**

SAMPLER (SIGNATURE): *C. Huss* SAMPLE(S) SEALED: YES / NO

SAMPLER NAME (PRINT): **C. Huss** CORRECT CONTAINER(S): YES / NO

LABORATORY ID #	MATRIX	# CONTAINERS	SAMPLING DATE/ TIME	SAMPLE # - LOCATION	ANALYSIS REQUIRED	
					FOR METHANOL PRESERVED SAMPLES (VOLATILE VIAL #)	
<i>0605191-1A</i>	<i>GW</i>	<i>2</i>	<i>5-18-06/1316</i>	<i>EWID/275/-115</i>	<i>Y</i>	

PROJECT LOCATION: *Claremont*

TURNAROUND REQUIRED: NORMAL STAT BY *1/1*

COOLER TEMPERATURE: _____

RELINQUISHED BY (SIGNATURE) <i>C. Huss</i>	DATE <i>5-18-06</i>	PRINTED NAME <i>C. Huss</i>	DATE <i>5/18/06</i>	PRINTED NAME <i>C. Altonio</i>
	TIME <i>1334</i>		TIME <i>1335</i>	
RELINQUISHED BY (SIGNATURE)	DATE	PRINTED NAME	DATE	PRINTED NAME
	TIME		TIME	

COMMENTS / INSTRUCTIONS: *5/18/06*

WHITE-OFFICE / CANARY-LAB / PINK-SAMPLE CUSTODIAN / GOLDENROD-CLIENT

AMERICAN ANALYTICAL LABORATORIES, LLC

56 TOLEDO STREET

FARMINGDALE, NEW YORK 11735

TELEPHONE: (631) 454-6100 FAX: (631) 454-8027

DATA REPORTING QUALIFIERS

For reporting results, the following "Results Qualifiers" are used:

Value	If the result is greater than or equal to the detection limit, report the value
U	Indicates the compound was analyzed for but was not detected. Report the minimum detection limit for the sample with the U, i.e. "10U". This is not necessarily the instrument detection limit attainable for this particular sample based on any concentration or dilution that may have been required.
J	Indicates an estimated value. The flag is used: <ol style="list-style-type: none">(1) When estimating a concentration for a tentatively identified compound (library search hits, where a 1:1 response is assumed.)(2) When the mass spectral data indicated the identification, however the result was less than the specified detection limit greater than zero. If the detection limit was 10ug/L and a concentration of 3ug/L was calculated report as 3J. This flag is used when similar situations arise on any organic parameter i.e. Pesticide, PCBs and others.
B	Indicates the analyte was found in the blank as well as the sample report "10B".
E	Indicates the analytes concentration exceeds the calibrated range of the instrument for that specific analysis.
D	This flag identifies all compounds identified in an analysis at a secondary dilution factor.
P	This flag is used for Pesticide / PCB target analyte when there is >25% difference for detected concentrations between the two GC Columns. The higher of the two values is reported on Form I and flagged with a "P".
N	This flag indicates presumptive evidence of a compound. This is only used for tentatively identified compounds (TICs), where the identification is based on a mass spectral library search. It applies to all TIC results. For generic characterization of a TIC, such as chlorinated hydrocarbon, the flag is not used.
H	Indicates sample was received and/or analyzed outside of The method allowable holding time

American Analytical Laboratories, LLC.

Date: 18-May-06

CLIENT:	Scientific Applications International Corp.	Client Sample ID:	EW11D/275/-115
Lab Order:	0605191	Tag Number:	9629
Project:	Claremont	Collection Date:	5/18/2006 1:16:00 PM
Lab ID:	0605191-01A	Matrix:	LIQUID

Analyses	Result	Limit	Qual	Units	DF	Date Analyzed
VOLATILE SW-846 METHOD 8260						
		SW8260B		SW5030A		Analyst: MMR
1,1,1,2-Tetrachloroethane	U	1.0		µg/L	1	5/18/2006 2:36:00 PM
1,1,1-Trichloroethane	U	1.0		µg/L	1	5/18/2006 2:36:00 PM
1,1,2,2-Tetrachloroethane	U	1.0		µg/L	1	5/18/2006 2:36:00 PM
1,1,2-Trichloroethane	U	1.0		µg/L	1	5/18/2006 2:36:00 PM
1,1-Dichloroethane	U	1.0		µg/L	1	5/18/2006 2:36:00 PM
1,1-Dichloroethene	U	1.0		µg/L	1	5/18/2006 2:36:00 PM
1,2-Dibromoethane	U	1.0		µg/L	1	5/18/2006 2:36:00 PM
1,2-Dichloroethane	U	1.0		µg/L	1	5/18/2006 2:36:00 PM
1,2-Dichloropropane	U	1.0		µg/L	1	5/18/2006 2:36:00 PM
2-Butanone	U	1.0		µg/L	1	5/18/2006 2:36:00 PM
2-Hexanone	U	1.0		µg/L	1	5/18/2006 2:36:00 PM
4-Methyl-2-pentanone	U	1.0		µg/L	1	5/18/2006 2:36:00 PM
Acetone	U	1.0		µg/L	1	5/18/2006 2:36:00 PM
Acrylonitrile	U	1.0		µg/L	1	5/18/2006 2:36:00 PM
Benzene	U	1.0		µg/L	1	5/18/2006 2:36:00 PM
Bromochloromethane	U	1.0		µg/L	1	5/18/2006 2:36:00 PM
Bromodichloromethane	U	1.0		µg/L	1	5/18/2006 2:36:00 PM
Bromoform	U	1.0		µg/L	1	5/18/2006 2:36:00 PM
Bromomethane	U	1.0		µg/L	1	5/18/2006 2:36:00 PM
Carbon disulfide	U	1.0		µg/L	1	5/18/2006 2:36:00 PM
Carbon tetrachloride	U	1.0		µg/L	1	5/18/2006 2:36:00 PM
Chlorobenzene	U	1.0		µg/L	1	5/18/2006 2:36:00 PM
Chloroethane	U	1.0		µg/L	1	5/18/2006 2:36:00 PM
Chloroform	U	1.0		µg/L	1	5/18/2006 2:36:00 PM
Chloromethane	U	1.0		µg/L	1	5/18/2006 2:36:00 PM
cis-1,2-Dichloroethene	U	1.0		µg/L	1	5/18/2006 2:36:00 PM
cis-1,3-Dichloropropene	U	1.0		µg/L	1	5/18/2006 2:36:00 PM
Dibromochloromethane	U	1.0		µg/L	1	5/18/2006 2:36:00 PM
Dichlorodifluoromethane	U	1.0		µg/L	1	5/18/2006 2:36:00 PM
Ethylbenzene	U	1.0		µg/L	1	5/18/2006 2:36:00 PM
m,p-Xylene	U	2.0		µg/L	1	5/18/2006 2:36:00 PM
Methyl tert-butyl ether	U	1.0		µg/L	1	5/18/2006 2:36:00 PM
Methylene chloride	13	1.0	B	µg/L	1	5/18/2006 2:36:00 PM
o-Xylene	U	1.0		µg/L	1	5/18/2006 2:36:00 PM
Styrene	U	1.0		µg/L	1	5/18/2006 2:36:00 PM
Tetrachloroethene	U	1.0		µg/L	1	5/18/2006 2:36:00 PM
Toluene	U	1.0		µg/L	1	5/18/2006 2:36:00 PM
trans-1,2-Dichloroethene	U	1.0		µg/L	1	5/18/2006 2:36:00 PM
trans-1,3-Dichloropropene	U	1.0		µg/L	1	5/18/2006 2:36:00 PM

Qualifiers:	B	Analyte detected in the associated Method Blank	E	Value above quantitation range
	H	Holding times for preparation or analysis exceeded	J	Analyte detected below quantitation limits
	ND	Not Detected at the Reporting Limit	S	Spike Recovery outside accepted recovery limits
	U	Indicates the compound was analyzed for but not detected	X	Value exceeds Maximum Contaminant Level

American Analytical Laboratories, LLC.

Date: 18-May-06

CLIENT:	Scientific Applications International Corp.	Client Sample ID:	EW11D/275/-115
Lab Order:	0605191	Tag Number:	9629
Project:	Claremont	Collection Date:	5/18/2006 1:16:00 PM
Lab ID:	0605191-01A	Matrix:	LIQUID

Analyses	Result	Limit	Qual	Units	DF	Date Analyzed
VOLATILE SW-846 METHOD 8260		SW8260B		SW5030A		Analyst: MMR
Trichloroethene	U	1.0		µg/L	1	5/18/2006 2:36:00 PM
Vinyl chloride	U	1.0		µg/L	1	5/18/2006 2:36:00 PM

Qualifiers:	B	Analyte detected in the associated Method Blank	E	Value above quantitation range
	H	Holding times for preparation or analysis exceeded	J	Analyte detected below quantitation limits
	ND	Not Detected at the Reporting Limit	S	Spike Recovery outside accepted recovery limits
	U	Indicates the compound was analyzed for but not detected	X	Value exceeds Maximum Contaminant Level

Friday, May 19, 2006

Richard Cronce
Scientific Applications International Corp.
6310 Allentown Boulevard
Harrisburg, PA 17112
TEL: (717) 901-8852
FAX (717) 901-8105

RE: Claremont

Order No.: 0605202

Dear Richard Cronce:

American Analytical Laboratories, LLC. received 1 sample(s) on 5/19/2006 for the analyses presented in the following report.

Samples were analyzed in accordance with the test procedures documented on the chain of custody and detailed throughout the text of this report.

The limits provided in the data package are analytical reporting limits and not Federal or Local mandated values to which the sample results should be compared.

There were no problems with the analyses and all data for associated QC met laboratory specifications. If there are any exceptions a Case Narrative is provided in the report.

If you have any questions regarding these tests results, please do not hesitate to call (631) 454-6100 or email me directly at lbeyer@american-analytical.com.

Sincerely,


Lori Beyer
Lab Director

American Analytical Laboratories, LLC.

Date: 19-May-06

CLIENT: Scientific Applications International Corp.
Project: Claremont
Lab Order: 0605202

Work Order Sample Summary

Lab Sample ID	Client Sample ID	Tag Number	Date Collected	Date Received
0605202-01A	EW11D/295/-135	9630	5/19/2006 9:07:00 AM	5/19/2006



CHAIN OF CUSTODY / REQUEST FOR ANALYSIS DOCUMENT

CLIENT NAME/ADDRESS: SAIC CONTACT: C. Huss
SAMPLER (SIGNATURE): C. Huss
SAMPLE(S) SEALED: YES / NO
CORRECT CONTAINER(S): YES / NO

PROJECT LOCATION: Clarendon
ANALYSIS REQUIRED: NO

LABORATORY ID #	MATRIX	# CONTAINERS	SAMPLING DATE/TIME	SAMPLE # - LOCATION	FOR METHANOL PRESERVED SAMPLES [VOLATILE VIAL #]
06052027A	GW	2	5-19-06/907	EW11D/295/-135	

COOLER TEMPERATURE: _____

COMMENTS / INSTRUCTIONS

MATRIX S=SOIL; L=LIQUID; SL=SLUDGE; A=AIR; W=WIPE; P=PAINT CHIPS; B=BULK MATERIAL
TYPE G=GRAB; C=COMPOSITE, SS=SPLIT SPOON

TURNAROUND REQUIRED:
NORMAL STAT BY / /

RELINQUISHED BY (SIGNATURE)	DATE	TIME	PRINTED NAME	RECEIVED BY LAB (SIGNATURE)	DATE	TIME	PRINTED NAME
C. Huss	5-19-06	923	C. Huss	[Signature]	5-19-06	925	C. A. Howard
RELINQUISHED BY (SIGNATURE)	DATE	TIME	PRINTED NAME	RECEIVED BY LAB (SIGNATURE)	DATE	TIME	PRINTED NAME

AMERICAN ANALYTICAL LABORATORIES, LLC

56 TOLEDO STREET

FARMINGDALE, NEW YORK 11735

TELEPHONE: (631) 454-6100 FAX: (631) 454-8027

DATA REPORTING QUALIFIERS

For reporting results, the following "Results Qualifiers" are used:

Value	If the result is greater than or equal to the detection limit, report the value
U	Indicates the compound was analyzed for but was not detected. Report the minimum detection limit for the sample with the U, i.e. "10U". This is not necessarily the instrument detection limit attainable for this particular sample based on any concentration or dilution that may have been required.
J	Indicates an estimated value. The flag is used: <ol style="list-style-type: none">(1) When estimating a concentration for a tentatively identified compound (library search hits, where a 1:1 response is assumed.)(2) When the mass spectral data indicated the identification, however the result was less than the specified detection limit greater than zero. If the detection limit was 10ug/L and a concentration of 3ug/L was calculated report as 3J. This flag is used when similar situations arise on any organic parameter i.e. Pesticide, PCBs and others.
B	Indicates the analyte was found in the blank as well as the sample report "10B".
E	Indicates the analytes concentration exceeds the calibrated range of the instrument for that specific analysis.
D	This flag identifies all compounds identified in an analysis at a secondary dilution factor.
P	This flag is used for Pesticide / PCB target analyte when there is >25% difference for detected concentrations between the two GC Columns. The higher of the two values is reported on Form I and flagged with a "P".
N	This flag indicates presumptive evidence of a compound. This is only used for tentatively identified compounds (TICs), where the identification is based on a mass spectral library search. It applies to all TIC results. For generic characterization of a TIC, such as chlorinated hydrocarbon, the flag is not used.
H	Indicates sample was received and/or analyzed outside of The method allowable holding time

American Analytical Laboratories, LLC.

Date: 19-May-06

CLIENT: Scientific Applications International Corp.	Client Sample ID: EW11D/295/-135
Lab Order: 0605202	Tag Number: 9630
Project: Claremont	Collection Date: 5/19/2006 9:07:00 AM
Lab ID: 0605202-01A	Matrix: LIQUID

Analyses	Result	Limit	Qual	Units	DF	Date Analyzed
VOLATILE SW-846 METHOD 8260		SW8260B		SW5030A		Analyst: MMR
1,1,1,2-Tetrachloroethane	U	1.0		µg/L	1	5/19/2006 10:03:00 AM
1,1,1-Trichloroethane	U	1.0		µg/L	1	5/19/2006 10:03:00 AM
1,1,2,2-Tetrachloroethane	U	1.0		µg/L	1	5/19/2006 10:03:00 AM
1,1,2-Trichloroethane	U	1.0		µg/L	1	5/19/2006 10:03:00 AM
1,1-Dichloroethane	U	1.0		µg/L	1	5/19/2006 10:03:00 AM
1,1-Dichloroethene	U	1.0		µg/L	1	5/19/2006 10:03:00 AM
1,2-Dibromoethane	U	1.0		µg/L	1	5/19/2006 10:03:00 AM
1,2-Dichloroethane	U	1.0		µg/L	1	5/19/2006 10:03:00 AM
1,2-Dichloropropane	U	1.0		µg/L	1	5/19/2006 10:03:00 AM
2-Butanone	U	1.0		µg/L	1	5/19/2006 10:03:00 AM
2-Hexanone	U	1.0		µg/L	1	5/19/2006 10:03:00 AM
4-Methyl-2-pentanone	U	1.0		µg/L	1	5/19/2006 10:03:00 AM
Acetone	U	1.0		µg/L	1	5/19/2006 10:03:00 AM
Acrylonitrile	U	1.0		µg/L	1	5/19/2006 10:03:00 AM
Benzene	U	1.0		µg/L	1	5/19/2006 10:03:00 AM
Bromochloromethane	U	1.0		µg/L	1	5/19/2006 10:03:00 AM
Bromodichloromethane	U	1.0		µg/L	1	5/19/2006 10:03:00 AM
Bromoform	U	1.0		µg/L	1	5/19/2006 10:03:00 AM
Bromomethane	U	1.0		µg/L	1	5/19/2006 10:03:00 AM
Carbon disulfide	U	1.0		µg/L	1	5/19/2006 10:03:00 AM
Carbon tetrachloride	U	1.0		µg/L	1	5/19/2006 10:03:00 AM
Chlorobenzene	U	1.0		µg/L	1	5/19/2006 10:03:00 AM
Chloroethane	U	1.0		µg/L	1	5/19/2006 10:03:00 AM
Chloroform	U	1.0		µg/L	1	5/19/2006 10:03:00 AM
Chloromethane	U	1.0		µg/L	1	5/19/2006 10:03:00 AM
cis-1,2-Dichloroethene	U	1.0		µg/L	1	5/19/2006 10:03:00 AM
cis-1,3-Dichloropropene	U	1.0		µg/L	1	5/19/2006 10:03:00 AM
Dibromochloromethane	U	1.0		µg/L	1	5/19/2006 10:03:00 AM
Dichlorodifluoromethane	U	1.0		µg/L	1	5/19/2006 10:03:00 AM
Ethylbenzene	U	1.0		µg/L	1	5/19/2006 10:03:00 AM
m,p-Xylene	U	2.0		µg/L	1	5/19/2006 10:03:00 AM
Methyl tert-butyl ether	U	1.0		µg/L	1	5/19/2006 10:03:00 AM
Methylene chloride	16	1.0	B	µg/L	1	5/19/2006 10:03:00 AM
o-Xylene	U	1.0		µg/L	1	5/19/2006 10:03:00 AM
Styrene	U	1.0		µg/L	1	5/19/2006 10:03:00 AM
Tetrachloroethene	1.8	1.0		µg/L	1	5/19/2006 10:03:00 AM
Toluene	U	1.0		µg/L	1	5/19/2006 10:03:00 AM
trans-1,2-Dichloroethene	U	1.0		µg/L	1	5/19/2006 10:03:00 AM
trans-1,3-Dichloropropene	U	1.0		µg/L	1	5/19/2006 10:03:00 AM

Qualifiers:	B	Analyte detected in the associated Method Blank	E	Value above quantitation range
	H	Holding times for preparation or analysis exceeded	J	Analyte detected below quantitation limits
	ND	Not Detected at the Reporting Limit	S	Spike Recovery outside accepted recovery limits
	U	Indicates the compound was analyzed for but not detected	X	Value exceeds Maximum Contaminant Level

American Analytical Laboratories, LLC.

Date: 19-May-06

CLIENT: Scientific Applications International Corp.
Lab Order: 0605202
Project: Claremont
Lab ID: 0605202-01A

Client Sample ID: EW11D/295/-135
Tag Number: 9630
Collection Date: 5/19/2006 9:07:00 AM
Matrix: LIQUID

Analyses	Result	Limit	Qual	Units	DF	Date Analyzed
VOLATILE SW-846 METHOD 8260						Analyst: MMR
Trichloroethene	4.6	1.0		µg/L	1	5/19/2006 10:03:00 AM
Vinyl chloride	U	1.0		µg/L	1	5/19/2006 10:03:00 AM

Qualifiers:	B	Analyte detected in the associated Method Blank	E	Value above quantitation range
	H	Holding times for preparation or analysis exceeded	J	Analyte detected below quantitation limits
	ND	Not Detected at the Reporting Limit	S	Spike Recovery outside accepted recovery limits
	U	Indicates the compound was analyzed for but not detected	X	Value exceeds Maximum Contaminant Level

APPENDIX I

Well Development Logs

Well Development Log							
Claremont Polychemical Superfund Site							
Date	1/13/2006						
Well ID	EW-2D						
Developed by	Boart/Longyear, CAH						
Static DTW (ft bgs)	93.21						
Total well depth (ft bgs)	301	Well Dia (in)		2.5			
3 well volumes	131	Gal/ft		0.21			
3x Drill water used	225						
Minimum purge vol	356						
Purge Start	1338	1400					
Purge End	1348	1705					
Flow Rate (gal/min)	4 @ 1655						
Purge Vol (gal)							
Method	pumped with 2" Grundfos pump throughout screened interval, no surging						
WQ Meter	Horiba U-22 (site)						
Comments	45° fog						
	@1800 received approval from USACE to stop development in spite of turbidity being greater than 50 NTUs						
Time	DTW	pH	Con	Tur	DO	Temp	ORP
<i>5 min</i>	<i>ft bgs</i>	<i>± 0.1</i>	<i>±0.020 mS/cm</i>	<i><50 NTU</i>	<i>0.1 or 10%</i>	<i>± 0.5 °C</i>	<i>± 10 mV</i>
1342	94.87						
1411	94.70						
1620	94.23	5.76	0.143	178	5.16	14.12	-169
1625		5.91	0.14	155	4.4	14.16	-157
1630	94.10	5.92	0.14	71.2	4.34	14.13	-156
1635	94.08	5.88	0.139	91.4	4.53	14.13	-147
1640		5.89	0.139	101	4.56	14.15	-144
1645		5.87	0.139	138	4.68	14.14	-140
1655		5.86	0.138	79.7	4.82	13.74	-131
1700		5.85	0.137	95.8	4.79	13.76	-131
1705		5.89	0.138	112	4.71	13.68	-132
Test pumped on 5/16/2006 with dedicated bladder pump after redevelopment							
Pump settings: 15/15/160 psi, Flow Rate: 320 mL/min							
Time				Tur			
730	Start purging						
748				58.2			
750				62.9			
755				77.6			
800				72			
805				34.7			
810				17.2			
815				37.4			
820				8			
825				7.13			
Stop purging; ~4 gallons purged							

Monitoring Well Sampling Field Record Claremont Polychemical Superfund Site

Date: 4-26-06

Sampler: Q59

Well Number/ID: EW-2D

Depth of Well (ft): _____ Screen Depth (ft): _____

Pre-Purge (Static) Depth to Water (ft): _____

Controller Pump Pressure (psi): _____ (Generally, 1/2 depth + 10 psi)

Controller Charge Time (sec): _____ Controller Exhaust Time (sec): _____

Stable Flow Rate (mL/min): _____ (Generally 100 - 500 mL/min)

Stable Purge Flow Depth to Water (ft): _____

Stable Water Quality Criteria and Field Monitoring Data:

Time	DTW	pH	Conductivity	Turbidity	DO	Temp	Eh (ORP)
5 min	ft	± 0.1	± 0.020 mS/cm	< 50 NTU	± 0.1 mg/L or 10%	± 0.5 °C	± 10 mV
0705				476.0			
0720				121.0			

Collect a minimum of 3 readings, five minutes apart; collect sample(s) when stabilization criteria are met.

Volume purged (gal): _____

Sample Containers/Preservatives: _____

Sample Date/Time: _____

Comments (e.g., weather, problems encountered, sample quality): John & Scott at well @ 0715 / 0720

Pump stuck in well / John went to home depot / 0940 John back from home depot
1010 - John & Scott left well threaded pipe stuck in well

Sample Manager Approval/Signature _____

Well Development Log							
Claremont Polychemical Superfund Site							
Date	5/18, 5/19 & 5/22						
Well ID	EW-4D						
Developed by	Boart/Longyear, CAH						
Static DTW (ft bgs)	95.7						
Total well depth (ft bgs)	295			Well Dia (in)	2.5		
3 well volumes	126			Gal/ft	0.21		
3x Drill water used	300						
Minimum purge vol	426						
Purge Start	1335		800	1000			
Purge End	1420		910	1210			
Flow Rate (gal/min)	3		2.4	3.5			
Purge Vol (gal)	100		75	480	Total	655	
Method	pumped with 2" Grundfos pump on 5/18 and 5/19; 5/22 used airlift with J-tube, surged and pumped throughout screened interval						
WQ Meter	Horiba U-22 (site), turbidity Hach 2100 p						
Comments	5/18/06: 70° sunny pump failed after 45 min dev						
	5/19/06: 58° rain pump failed after 70 min dev						
	5/22/06 sunny, windy using air lift w/ compressor						
	no room in casing to measure DTW						
	unable to use flow thru cell, will not stabilize DO						
Time	DTW	pH	Con	Tur	DO	Temp	ORP
5 min	ft bgs	± 0.1	±0.020 mS/cm	<50 NTU	0.1 or 10%	± 0.5 °C	± 10 mV
1354	96.15			1000			
5/22/2006							
1022	na			206			
1043	moving up 1' @ 10 min			62			
1115	na			53			
1150	J-tube in middle of screen, after moving throughout screened interval						
1155	na	5.98	0.176	128	9.19	14.37	52
1200	na	6.13	0.164	39.9	8.21	14.01	40
1205	na	6.12	0.162	25.3	8.2	13.81	36
1210	na	6.2	0.162	19.8	7.81	13.79	40

Well Development Log							
Claremont Polychemical Superfund Site							
Date		1/14/2006					
Well ID		EW-10C					
Developed by	Boart/Longyear, CAH						
Static DTW (ft bgs)	93.48						
Total well depth (ft bgs)	150			Well Dia (in)	2.5		
3 well volumes	36			Gal/ft	0.21		
3x Drill water used	225						
Minimum purge vol	261						
Purge Start	245						
Purge End	1620						
Flow Rate (gal/min)	3						
Purge Vol (gal)	275						
Method	pumped with 2" Grundfos pump throughout screened interval, no surging						
WQ Meter	Horiba U-22 (site)						
Comments	55° overcast						
	rain starting at 1550						
Time	DTW	pH	Con	Tur	DO	Temp	ORP
<i>5 min</i>	<i>ft bgs</i>	<i>± 0.1</i>	<i>±0.020 mS/cm</i>	<i><50 NTU</i>	<i>0.1 or 10%</i>	<i>± 0.5 °C</i>	<i>± 10 mV</i>
1456	93.93						
1501	93.94						
1517	93.92						
1540	93.94	5.22	0.253	11.5	7.59	15.19	123
1545		5.02	0.249	7	6.55	15.25	110
1550	93.94	4.95	0.249	8.4	6.39	15.29	95
1555		4.92	0.249	11.9	6.36	15.27	88
1600	93.94	4.90	0.248	15.5	6.34	15.26	86
1605		4.90	0.248	18.9	6.31	15.21	85
1610		4.88	0.251	21.3	6.24	15.26	85
1615	93.94	4.87	0.252	20.4	6.24	15.25	85
1620		4.86	0.251	19.6	6.21	15.15	86

Well Development Log							
Claremont Polychemical Superfund Site							
Date	5/22/2006						
Well ID	EW-11D						
Developed by	Boart/Longyear, CAH						
Static DTW (ft bgs)	98.2						
Total well depth (ft bgs)	280	Well Dia (in)	2.5				
3 well volumes	115	Gal/ft	0.21				
3x Drill water used	300						
Minimum purge vol	415						
Purge Start	1405						
Purge End	1605						
Flow Rate (gal/min)	4						
Purge Vol (gal)	470						
Method	used airlift with J-tube, surged and pumped throughout screened interval						
WQ Meter	Horiba U-22 (site); Turbidity, Hach 2100P						
Comments	68° sunny, windy						
	using air lift w/ compressor						
	no room in casing to measure DTW						
	unable to use flow thru cell, will not stabilize DO						
Time	DTW	pH	Con	Tur	DO	Temp	ORP
<i>5 min</i>	<i>ft bgs</i>	<i>± 0.1</i>	<i>±0.020 mS/cm</i>	<i><50 NTU</i>	<i>0.1 or 10%</i>	<i>± 0.5 °C</i>	<i>± 10 mV</i>
1540	na	5.37	0.621	5.53	8.61	15.14	83
1545	na	5.96	0.584	12.3	7.18	14.74	28
1550	na	6.07	0.634	3.76	8.19	14.84	22
1555	na	6.09	0.645	1.07	6.89	14.72	28
1600	na	6.14	0.647	1.46	8.57	14.72	29

Well Development Log							
Claremont Polychemical Superfund Site							
Date		1/14/2006					
Well ID		EW-12D					
Developed by	Boart/Longyear, CAH						
Static DTW (ft bgs)	99.05						
Total well depth (ft bgs)	220			Well Dia (in)	2.5		
3 well volumes	76			Gal/ft	0.21		
3x Drill water used	225						
Minimum purge vol	301						
Purge Start	1030						
Purge End	1330						
Flow Rate (gal/min)	4 1.3 @1220						
Purge Vol (gal)	450						
Method	pumped with 2" Grundfos pump throughout screened interval, no surging						
WQ Meter	Horiba U-22 (site)						
Comments	55° rain						
	offgassing in flow thru						
	interfering w/ turbidity						
	visual estimate of actual tur = 80-120 NTUs						
	as per USACE direction, stopped dev after 3 hrs						
	vol requirement reached and parameters stable except tur						
Time	DTW	pH	Con	Tur	DO	Temp	ORP
5 min	ft bgs	± 0.1	±0.020 mS/cm	<50 NTU	0.1 or 10%	± 0.5 °C	± 10 mV
1040	120.20						
1045	119.75						
1050	119.17						
1223	106.53						
1225	106.42	5.7	0.842	98.1	10.16	15.29	32
1230		5.81	0.843	151	10.18	15.27	-8
1235	106.30	5.82	0.838	183	10.05	15.32	-12
1240		5.83	0.832	176	9.48	15.3	-9
1300	106.19	5.83	0.832	200	9.65	15.28	4
1305		5.8	0.823	149	10.3	15.41	3
1310		5.8	0.817	136	11.47	15.43	5
1315	106.17	5.80	0.803	189	11.51	15.4	6
1320		5.79	0.81	231	11.45	15.42	9
1325	106.23	5.79	0.811	176	11.50	15.43	10
1330		5.78	0.805	193	11.50	15.43	12
Test pumped on 5/16/2006 with dedicated bladder pump after redevelopment							
Pump settings: 47/13/115 psi, Flow Rate: 150 mL/min							
Time				Tur			
848	Start purging						
905	Cleaning out pump and setting			384			
910				110			
915				57.1			
920				37			
925				26.1			
930				20.4			
935				15.7			
940				17.6			
941	Stop purging						
~3 gallons purged							

Monitoring Well Sampling Field Record Claremont Polychemical Superfund Site

Date: 4-25-06 Sampler: JSI

Well Number/ID: EW-12D

Depth of Well (ft): 219' Screen Depth (ft): 219'

Pre-Purge (Static) Depth to Water (ft): —

Controller Pump Pressure (psi): — (Generally, 1/2 depth + 10 psi)

Controller Charge Time (sec): — Controller Exhaust Time (sec): —

Stable Flow Rate (mL/min): — (Generally 100 - 500 mL/min)

Stable Purge Flow Depth to Water (ft): —

Stable Water Quality Criteria and Field Monitoring Data:

Time	DTW	pH	Conductivity	Turbidity	DO	Temp	Eh (ORP)
5 min	ft	± 0.1	± 0.020 mS/cm	< 50 NTU	± 0.1 mg/L or 10%	± 0.5 °C	± 10 mV
10:05	—	—	—	999.00	—	—	—
10:15	—	—	—	783.60	—	—	—
10:30	—	—	—	107.00	—	—	—
10:45	—	—	—	176.00	—	—	—
11:00	—	—	—	108.0	—	—	—
11:15	—	—	—	232.0	—	—	—
11:30	—	—	—	175.0	—	—	—
12:15	—	—	—	230.0	—	—	—
12:30	—	—	—	134.0	—	—	—
12:45	—	—	—	204.0	—	—	—
13:00	—	—	—	121.0	—	—	—
13:15	—	—	—	91.2	Remains in BASE of Flow Cell	—	—
13:30	—	—	—	62.6	—	—	—
13:45	—	—	—	88.1	—	—	—
14:25	—	—	—	No Readings. STUCK TO BOTTOM OF WELL	—	—	—
14:35	—	—	—	175.0	—	—	—
14:50	—	—	—	113.0	—	—	—

Collect a minimum of 3 readings, five minutes apart; collect sample(s) when stabilization criteria are met.

Volume purged (gal): 380 GALS

Sample Containers/Preservatives: NONE

Sample Date/Time: NONE

Comments (e.g., weather, problems encountered, sample quality): 0830 - Temp low 6.0 / 0910 OUT PUMP

INTO WELL / 0915 PULLED PUMP OUT OF WELL / COMPRESSOR START AT 0930 / BEGAN SURGING
AT 0930 / 1200 - 170 GALS OF WATER WAS PUT IN SUMP / 1345 - 160 GALS TO PLANT
SUMP / 1400 - BACK AT EW-12D / 1410 - BEGAN PUMPING & SURGING / 1555 - BACK AT PLANT

Sample Manager Approval/Signature _____

Well Development Log							
Claremont Polychemical Superfund Site							
Date	1/17/2006						
Well ID	EW-13D						
Developed by	Boart/Longyear, CAH						
Static DTW (ft bgs)	96.1						
Total well depth (ft bgs)	350			Well Dia (in)	2.5		
3 well volumes	160			Gal/ft	0.21		
3x Drill water used	225						
Minimum purge vol	385						
Purge Start	738						
Purge End	1038						
Flow Rate (gal/min)	2.1 3@ 1030						
Purge Vol (gal)	400						
Method	pumped with 2" Grundfos pump throughout screened interval, no surging						
WQ Meter	Horiba U-22 (site)						
Comments	20° sunny						
	as per USACE direction, stopped dev after 3 hrs						
	vol requirement reached and parameters stable except tur						
Time	DTW	pH	Con	Tur	DO	Temp	ORP
5 min	ft bgs	± 0.1	±0.020 mS/cm	<50 NTU	0.1 or 10%	± 0.5 °C	± 10 mV
743	117.45						
750	116.03						
755	114.97						
819	113.23						
902	112.82						
950	115.21	5.37	0.193	429	8.7	14.24	-56
955		5.41	0.174	439	7.08	14.09	-76
1000	115.71	5.42	0.174	408	6.97	14.01	-79
1005		5.37	0.17	340	6.99	14.04	-72
1010	115.80	5.36	0.169	345	7.03	14.03	-70
1015		5.33	0.167	315	7.05	14.03	-65
1020	115.70	5.32	0.166	305	7.09	13.96	-63
1025		5.28	0.163	263	7.06	13.97	-55
1030	115.80	5.27	0.163	270	7.12	14.05	-54
1035		5.25	0.162	274	7.10	14.06	-48
Redeveloped on 5/22/2006 using airlift and surging							
Flow rate ~4 gpm							
Time	Gallons removed			Tur			
1015	130			233			
1124	270			139			
1139	300			78.1			
1150	340			65.1			
1217	450			44.1			
1224	480			56.5			
1229	500			40.4			
1234	515			38.7			
1239	530			39.1			

Well Development Log							
Claremont Polychemical Superfund Site							
Date	5/10/2006						
Well ID	EW-14D						
Developed by	Boart/Longyear, CAH,EVP						
Static DTW (ft bgs)	39.7						
Total well depth (ft bgs)	195	Well Dia (in)		2.5			
3 well volumes	98	Gal/ft		0.21			
3x Drill water used	300						
Minimum purge vol	398						
Purge Start	945						
Purge End	1407						
Flow Rate (gal/min)	3.3						
Purge Vol (gal)	750						
Method	pumped with 2" Grundfos pump throughout screened interval, no surging						
WQ Meter	Horiba U-22 (site),tur Hach 2100 p						
Comments	52° rain, windy						
	Stopped development with turbidity >50 NTUs in accordance with work plan						
Time	DTW	pH	Con	Tur	DO	Temp	ORP
<i>5 min</i>	<i>ft bgs</i>	<i>± 0.1</i>	<i>±0.020 mS/cm</i>	<i><50 NTU</i>	<i>0.1 or 10%</i>	<i>± 0.5 °C</i>	<i>± 10 mV</i>
1002	44.40			999			
1020	42.10			999			
1050	42.24			999			
1245				292			
1315	41.50			197			
1348	41.45	5.79	0.141	133	9.17	12.51	0
1356	41.45	5.79	0.137	131	6.09	12.42	-17
1401	41.45	5.78	0.136	124	5.82	12.43	-15
1406	41.45	5.76	0.136	120	5.75	12.42	-13
Redeveloped on 5/22/2006 using airlift and surging							
Time	Gallons removed				Tur		
1510	100				427		
1525	130				128		
1615	260				87		
1620	280				64.8		
1705	390				70.5		
1710					52.5		
1721	440				37.5		

APPENDIX J

Turbidity Issue Groundwater Sampling Laboratory Reports



NYSDOH 11418
NJDEP NY050
CTDOH PH-0205
PADEP 68-00573

Monday, February 13, 2006

Richard Cronce
Scientific Applications International Corp.
6310 Allertown Boulevard
Harrisburg, PA 17112

TEL: (717) 901-8852

FAX (717) 901-8105

RE: Claremont Poylchemical Superfund Site

Order No.: 0602021

Dear Richard Cronce:

American Analytical Laboratories, LLC. received 3 sample(s) on 2/1/2006 for the analyses presented in the following report.

Samples were analyzed in accordance with the test procedures documented on the chain of custody and detailed throughout the text of this report.

The limits provided in the data package are analytical reporting limits and not Federal or Local mandated values to which the sample results should be compared.

There were no problems with the analyses and all data for associated QC met laboratory specifications.

If you have any questions regarding these tests results, please do not hesitate to call (631) 454-6100 or email me directly at lbeyer@american-analytical.com.

Sincerely,

Lori Beyer
Lab Director

CLIENT: Scientific Applications International Corp.
Project: Claremont Poylchemical Superfund Site
Lab Order: 0602021

Work Order Sample Summary

Lab Sample ID	Client Sample ID	Tag Number	Collection Date	Date Received
0602021-01A	EW-2D	08535	1/31/2006 9:40:00 AM	2/1/2006
0602021-02A	EW-12D	08535	1/31/2006 12:15:00 PM	2/1/2006
0602021-03A	EW-7D	08535	1/31/2006 11:43:00 AM	2/1/2006



56 TOLEDO STREET • FARMINGDALE, NEW YORK 11735
 (631) 454-6100 • FAX (631) 454-8027

NYSDOH 11418
 CTDOH PH-0205
 NJDEP NY050
 PADEP 68-573

TAG # / COC 08535

CHAIN OF CUSTODY / REQUEST FOR ANALYSIS DOCUMENT

CLIENT NAME/ADDRESS
SAC
 6310 Alantown Blvd
 Harrisburg, PA 17112

CONTACT:
DICK CRONKE
 (717) 901-8852

SAMPLER SIGNATURE
[Signature]

SAMPLER NAME (PRINT)
Ross Hibler

SAMPLE(S) SEALED YES / NO

CORRECT CONTAINER(S) YES / NO

PROJECT LOCATION:
CLARENONT POLY-CHEMICAL Superfund Site

LABORATORY ID #	MATRIX	# CONTAINERS	SAMPLING DATE/TIME	SAMPLE # - LOCATION	ANALYSIS REQUIRED	FOR METHANOL PRESERVED SAMPLES (VOLATILE VIAL #)
0602021-01A	L	7	1/31/06 9:40	EW-2D	3	
0602021-02A	L	7	1/31/06 12:15	EW-12D	3	
0602021-03A	L	7	1/31/06 11:43	EW-7D	3	

COOLER TEMPERATURE:

COMMENTS / INSTRUCTIONS

MATRIX S=SOIL; L=LIQUID; SL=SLUDGE; A-AIR; W=WIFE; P=PAINT CHIPS; B=BULK MATERIAL
 TYPE G=GRAB; C=COMPOSITE, SS=SPLIT SPOON

TURNAROUND REQUIRED: 5/5 DAY TEST

NORMAL STAT BY / /

RELINQUISHED BY (SIGNATURE) <i>[Signature]</i>	DATE/TIME 2/1/06 12:45pm	PRINTED NAME ROSS HIBLER	RECEIVED BY LAB (SIGNATURE) <i>[Signature]</i>	DATE/TIME 2/1/06 12:45pm	PRINTED NAME P. MASI
RELINQUISHED BY (SIGNATURE) <i>[Signature]</i>	DATE/TIME	PRINTED NAME	RECEIVED BY LAB (SIGNATURE)	DATE/TIME	PRINTED NAME

AMERICAN ANALYTICAL LABORATORIES, LLC

56 TOLEDO STREET

FARMINGDALE, NEW YORK 11735

TELEPHONE: (631) 454-6100 FAX: (631) 454-8027

DATA REPORTING QUALIFIERS

For reporting results, the following "Results Qualifiers" are used:

Value	If the result is greater than or equal to the detection limit, report the value
U	Indicates the compound was analyzed for but was not detected. Report the minimum detection limit for the sample with the U, i.e. "10U". This is not necessarily the instrument detection limit attainable for this particular sample based on any concentration or dilution that may have been required.
J	Indicates an estimated value. The flag is used: <ol style="list-style-type: none">(1) When estimating a concentration for a tentatively identified compound (library search hits, where a 1:1 response is assumed.)(2) When the mass spectral data indicated the identification, however the result was less than the specified detection limit greater than zero. If the detection limit was 10ug/L and a concentration of 3ug/L was calculated report as 3J. This flag is used when similar situations arise on any organic parameter i.e. Pesticide, PCBs and others.
B	Indicates the analyte was found in the blank as well as the sample report "10B".
E	Indicates the analytes concentration exceeds the calibrated range of the instrument for that specific analysis.
D	This flag identifies all compounds identified in an analysis at a secondary dilution factor.
P	This flag is used for Pesticide / PCB target analyte when there is >25% difference for detected concentrations between the two GC Columns. The higher of the two values is reported on Form I and flagged with a "P".
N	This flag indicates presumptive evidence of a compound. This is only used for tentatively identified compounds (TICs), where the identification is based on a mass spectral library search. It applies to all TIC results. For generic characterization of a TIC, such as chlorinated hydrocarbon, the flag is not used.
H	Indicates sample was received and/or analyzed outside of The method allowable holding time

American Analytical Laboratories, LLC.

Date: 13-Feb-06

CLIENT:	Scientific Applications International Corp.	Client Sample ID:	EW-2D
Lab Order:	0602021	Tag Number:	08535
Project:	Claremont Poylchemical Superfund Site	Collection Date:	1/31/2006 9:40:00 AM
Lab ID:	0602021-01A	Date Received:	2/1/2006
		Matrix:	LIQUID

Analyses	Result	Limit	Qual	Units	DF	Date Analyzed
METALS - TOTAL			SW6010B	(SW3010A)		Analyst: JP
Calcium	25.3	0.0250		mg/L	1	2/6/2006 3:37:05 PM
Magnesium	12.1	0.0200		mg/L	1	2/6/2006 3:37:05 PM
Sodium	62.4	0.0300		mg/L	1	2/6/2006 3:37:05 PM
ALKALINITY			M2320 B			Analyst: WN
Alkalinity, Bicarbonate (As CaCO3)	43.4	1.00		mg/L	1	2/10/2006
Alkalinity, Carbonate (As CaCO3)	43.4	1.00		mg/L	1	2/10/2006
Alkalinity, free carbon dioxide	2.18	1.00		mg/L	1	2/10/2006
Alkalinity, Hydroxide (As CaCO3)	U	1.00		mg/L	1	2/10/2006
m-Alkalinity	U	1.00		mg/L	1	2/10/2006
p-Alkalinity	U	1.00		mg/L	1	2/10/2006
CORROSIVITY(PH)			E150.1			Analyst: VP
pH	7.60	0		pH Units	1	2/1/2006
TOTAL DISSOLVED SOLIDS			E160.1			Analyst: VP
Total Dissolved Solids (Residue, Filterable)	160	1.00		mg/L	1	2/6/2006
TOTAL SUSPENDED SOLIDS			E160.2			Analyst: VP
Suspended Solids (Residue, Non-Filterable)	3220	1.00		mg/L	1	2/6/2006

Qualifiers:	*	Value exceeds Maximum Contaminant Level	B	Analyte detected in the associated Method Blank
	E	Value above quantitation range	H	Holding times for preparation or analysis exceeded
	J	Analyte detected below quantitation limits	ND	Not Detected at the Reporting Limit
	S	Spike Recovery outside accepted recovery limits	U	Indicates the compound was analyzed for but not detected

American Analytical Laboratories, LLC.

Date: 13-Feb-06

CLIENT:	Scientific Applications International Corp.	Client Sample ID:	EW-12D
Lab Order:	0602021	Tag Number:	08535
Project:	Claremont Poylchemical Superfund Site	Collection Date:	1/31/2006 12:15:00 PM
Lab ID:	0602021-02A	Date Received:	2/1/2006
		Matrix:	LIQUID

Analyses	Result	Limit	Qual	Units	DF	Date Analyzed
METALS - TOTAL						
		SW6010B		(SW3010A)		Analyst: JP
Calcium	17.2	0.0250		mg/L	1	2/6/2006 4:06:37 PM
Magnesium	8.71	0.0200		mg/L	1	2/6/2006 4:06:37 PM
Sodium	98.8	0.0300		mg/L	1	2/6/2006 4:06:37 PM
ALKALINITY						
		M2320 B				Analyst: WN
Alkalinity, Bicarbonate (As CaCO3)	50.5	1.00		mg/L	1	2/10/2006
Alkalinity, Carbonate (As CaCO3)	50.5	1.00		mg/L	1	2/10/2006
Alkalinity, free carbon dioxide	1.92	1.00		mg/L	1	2/10/2006
Alkalinity, Hydroxide (As CaCO3)	U	1.00		mg/L	1	2/10/2006
m-Alkalinity	U	1.00		mg/L	1	2/10/2006
p-Alkalinity	U	1.00		mg/L	1	2/10/2006
CORROSIVITY(PH)						
		E150.1				Analyst: VP
pH	7.72	0		pH Units	1	2/1/2006
TOTAL DISSOLVED SOLIDS						
		E160.1				Analyst: VP
Total Dissolved Solids (Residue, Filterable)	340	1.00		mg/L	1	2/6/2006
TOTAL SUSPENDED SOLIDS						
		E160.2				Analyst: VP
Suspended Solids (Residue, Non-Filterable)	2350	1.00		mg/L	1	2/6/2006

Qualifiers:	*	Value exceeds Maximum Contaminant Level	B	Analyte detected in the associated Method Blank
	E	Value above quantitation range	H	Holding times for preparation or analysis exceeded
	J	Analyte detected below quantitation limits	ND	Not Detected at the Reporting Limit
	S	Spike Recovery outside accepted recovery limits	U	Indicates the compound was analyzed for but not detected


American Analytical Laboratories, LLC.

Date: 13-Feb-06

CLIENT:	Scientific Applications International Corp.	Client Sample ID:	EW-7D
Lab Order:	0602021	Tag Number:	08535
Project:	Claremont Poylchemical Superfund Site	Collection Date:	1/31/2006 11:43:00 AM
Lab ID:	0602021-03A	Date Received:	2/1/2006
		Matrix:	LIQUID

Analyses	Result	Limit	Qual	Units	DF	Date Analyzed
METALS - TOTAL		SW6010B		(SW3010A)		Analyst: JP
Calcium	3.94	0.0250		mg/L	1	2/6/2006 4:08:41 PM
Magnesium	1.48	0.0200		mg/L	1	2/6/2006 4:08:41 PM
Sodium	7.96	0.0300		mg/L	1	2/6/2006 4:08:41 PM
ALKALINITY		M2320 B				Analyst: WN
Alkalinity, Bicarbonate (As CaCO3)	U	1.00		mg/L	1	2/10/2006
Alkalinity, Carbonate (As CaCO3)	U	1.00		mg/L	1	2/10/2006
Alkalinity, free carbon dioxide	U	1.00		mg/L	1	2/10/2006
Alkalinity, Hydroxide (As CaCO3)	U	1.00		mg/L	1	2/10/2006
m-Alkalinity	U	1.00		mg/L	1	2/10/2006
p-Alkalinity	U	1.00		mg/L	1	2/10/2006
CORROSIVITY(PH)		E150.1				Analyst: VP
pH	4.95	0		pH Units	1	2/1/2006
TOTAL DISSOLVED SOLIDS		E160.1				Analyst: VP
Total Dissolved Solids (Residue, Filterable)	54.0	1.00		mg/L	1	2/6/2006
TOTAL SUSPENDED SOLIDS		E160.2				Analyst: VP
Suspended Solids (Residue, Non-Filterable)	30.0	1.00		mg/L	1	2/6/2006

Qualifiers:	* Value exceeds Maximum Contaminant Level	B Analyte detected in the associated Method Blank
	E Value above quantitation range	H Holding times for preparation or analysis exceeded
	J Analyte detected below quantitation limits	ND Not Detected at the Reporting Limit
	S Spike Recovery outside accepted recovery limits	U Indicates the compound was analyzed for but not detected



Certificate of Analysis

March 16, 2006

Mr. Rodney Myers
SAIC-Harrisburg
6310 Allentown Blvd.
Harrisburg, PA 17112

Lab ID#: 9641342

Page: 1 Of 5

Project Name: **CLAREMONT POLYCHEMICAL - NY SITE**
Workorder ID: **Miscellaneous Analysis**

PO#: 4400126194

This report relates only to the sample(s) as received by the laboratory. Laboratory reports may not be reproduced, except in full, without the written approval of the laboratory.

A result of ND indicates that the analyte was Not Detected at the Reporting Detection Limit (RDL).

ALSI is a NELAC accredited laboratory. ALSI certifies that all applicable test results meet the requirements of NELAC. For an inventory of our NELAC accreditations and Scope of Work please visit our website at www.analyticallab.com or contact your Project Manager at (717)944-5541 for a complete listing.

Samples collected by ALSI personnel are done so in accordance with the procedures set forth in the ALSI Field Sampling Plan.

If you have any questions in reference to this laboratory report, please contact your ALSI project coordinator or the laboratory manager listed at the bottom of this report at 717-944-5541.

Unless otherwise noted, all quantitative results for soils are reported on a dry weight basis.


The Chain-of-Custody document is included as part of this report.

ALSI's webpage contains links to water quality documents on the internet. Visit us at www.analyticallab.com.

All wastewater analyses comply with methodology requirements of 40 CFR Part 136. All drinking water analyses comply with methodology requirements of 40 CFR Part 141.

Note: This document is included as part of the Analytical Report and must be retained as a permanent record thereof.

Alan J. Lopez
Laboratory Manager



Certificate of Analysis

March 16, 2006

Mr. Rodney Myers
SAIC-Harrisburg
6310 Allentown Blvd.
Harrisburg, PA 17112

Lab ID #: **9641342001**
Received: 03/03/06 09:25
Discard: 03/30/06

Page: 2 Of 5

Project Name: **CLAREMONT POLYCHEMICAL - NY SITE**
Workorder ID: **Miscellaneous Analysis**

PO#: 4400126194
COC Number:

Sample ID: **EW-7C**

Matrix: Ground Water

Date Collected: 03/01/06 15:10


Collected by: Mr. Ross Hibler

Analysis Parameter	Result	Units	RDL	Method	Completed	Prep Date	By	Cntr
LIGHT HYDROCARBON GASES								
Ethane	ND	ug/L	3.0	RSK 175	03/15/06 14:19	03/15/06	ELC	E
Ethene	ND	ug/L	3.0	RSK 175	03/15/06 14:19	03/15/06	ELC	E
Methane	ND	ug/L	1.0	RSK 175	03/15/06 14:19	03/15/06	ELC	E
WET CHEMISTRY								
Chloride	135	mg/L	2.0	EPA 300	03/03/06 10:35	03/03/06	H1M	A
Nitrate-N	4.70	mg/L	0.20	EPA 300	03/03/06 10:35	03/03/06	H1M	A
Nitrite-N	ND	mg/L	0.20	EPA 300	03/03/06 10:35	03/03/06	H1M	A
Sulfate	12.0	mg/L	1.0	EPA 300	03/04/06 18:57	03/04/06	MBW	
Sulfite ¹	ND	mg/L	2	EPA 377.1	03/04/06 05:15	03/04/06	SAD	D
METALS								
Manganese, Dissolved	0.410	mg/L	0.005	SW846 6010B	03/14/06 07:54	03/14/06	TED	B

1 - This sample was received at the laboratory after the holding time for sulfite had expired.

This report relates only to the sample as received by the laboratory, and may only be reproduced in full.

Alan J. Lopez
Laboratory Manager



Certificate of Analysis

March 16, 2006

Mr. Rodney Myers
SAIC-Harrisburg
6310 Allentown Blvd.
Harrisburg, PA 17112

Lab ID #: **9641342002**
Received: 03/03/06 09:25
Discard: 03/30/06

Page: 3 Of 5

Project Name: **CLAREMONT POLYCHEMICAL - NY SITE**
Workorder ID: **Miscellaneous Analysis**

PO#: 4400126194
COC Number:


Sample ID: **EW-13D**
Date Collected: 03/01/06 10:20

Matrix: Ground Water
Collected by: Mr. Ross Hibler

Analysis Parameter	Result	Units	RDL	Method	Completed	Prep Date	By	Cntr
WET CHEMISTRY								
Chloride	21.4	mg/L	1.0	EPA 300	03/04/06 15:39	03/04/06	MBW	A

This report relates only to the sample as received by the laboratory, and may only be reproduced in full.

Alan J. Lopez
Laboratory Manager



Certificate of Analysis

March 16, 2006

Mr. Rodney Myers
SAIC-Harrisburg
6310 Allentown Blvd.
Harrisburg, PA 17112

Lab ID #: **9641342003**
Received: 03/03/06 09:25
Discard: 03/30/06

Page: 4 Of 5

Project Name: **CLAREMONT POLYCHEMICAL - NY SITE**
Workorder ID: **Miscellaneous Analysis**

PO#: 4400126194
COC Number:

Sample ID: **EW-2D**
Date Collected: 03/01/06 13:42


Matrix: Ground Water
Collected by: Mr. Ross Hibler

Analysis Parameter	Result	Units	RDL	Method	Completed	Prep Date	By	Cntr
LIGHT HYDROCARBON GASES								
Ethane	ND	ug/L	3.0	RSK 175	03/15/06 13:49	03/15/06	ELC	E
Ethene	ND	ug/L	3.0	RSK 175	03/15/06 13:49	03/15/06	ELC	E
Methane	1.3	ug/L	1.0	RSK 175	03/15/06 13:49	03/15/06	ELC	E
WET CHEMISTRY								
Chloride	12.6	mg/L	2.0	EPA 300	03/03/06 10:07	03/03/06	H1M	A
Nitrate-N	3.48	mg/L	0.20	EPA 300	03/03/06 10:07	03/03/06	H1M	A
Nitrite-N	0.24	mg/L	0.20	EPA 300	03/03/06 10:07	03/03/06	H1M	A
Sulfate	1.2	mg/L	1.0	EPA 300	03/04/06 17:32	03/04/06	MBW	
Sulfite ¹	ND	mg/L	2	EPA 377.1	03/04/06 05:15	03/04/06	SAD	D
METALS								
Manganese, Dissolved	0.068	mg/L	0.005	SW846 6010B	03/14/06 07:58	03/14/06	TED	B

1 - This sample was received at the laboratory after the holding time for sulfite had expired.

This report relates only to the sample as received by the laboratory, and may only be reproduced in full.

Alan J. Lopez
Laboratory Manager



Certificate of Analysis

March 16, 2006

Mr. Rodney Myers
SAIC-Harrisburg
6310 Allentown Blvd.
Harrisburg, PA 17112

Lab ID #: **9641342004**
Received: 03/03/06 09:25
Discard: 03/30/06

Page: 5 Of 5

Project Name: **CLAREMONT POLYCHEMICAL - NY SITE**
Workorder ID: **Miscellaneous Analysis**

PO#: 4400126194
COC Number:

Sample ID: **EW-12D**
Date Collected: 03/01/06 11:50

Matrix: Ground Water
Collected by: Mr. Ross Hibler

Analysis Parameter	Result	Units	RDL	Method	Completed	Prep Date	By	Cntr
LIGHT HYDROCARBON GASES								
Ethane	ND	ug/L	3.0	RSK 175	03/15/06 14:03	03/15/06	ELC	E
Ethene	ND	ug/L	3.0	RSK 175	03/15/06 14:03	03/15/06	ELC	E
Methane	ND	ug/L	1.0	RSK 175	03/15/06 14:03	03/15/06	ELC	E
WET CHEMISTRY								
Chloride	124	mg/L	2.0	EPA 300	03/03/06 10:21	03/03/06	H1M	A
Nitrate-N	3.56	mg/L	0.20	EPA 300	03/03/06 10:21	03/03/06	H1M	A
Nitrite-N	0.62	mg/L	0.20	EPA 300	03/03/06 10:21	03/03/06	H1M	A
Sulfate	43.9	mg/L	2.0	EPA 300	03/03/06 10:21	03/03/06	H1M	A
Sulfite ¹	ND	mg/L	2	EPA 377.1	03/04/06 05:15	03/04/06	SAD	D
METALS								
Manganese, Dissolved	0.129	mg/L	0.005	SW846 6010B	03/14/06 08:03	03/14/06	TED	B

1 - This sample was received at the laboratory after the holding time for sulfite had expired.

This report relates only to the sample as received by the laboratory, and may only be reproduced in full.

Alan J. Lopez
Laboratory Manager

APPENDIX K

Waste Disposal Documentation (To be provided upon receipt)

APPENDIX K

Waste Disposal Documentation (To be provided upon receipt)

GENERATOR'S WASTE PROFILE SHEET

() Check here if this is a Recertification LOCATION OF ORIGINAL GWM MODEL CITY FACILITY

GENERAL INFORMATION

Generator Name: CLAREMONT POLYCHEMICAL Generator USEPA ID: NYD002044584
2. Generator Address: 505 WINDING RD Billing Address: SCIENCE APPLICATIONS INTL CORP
3. Technical Contact/Phone: OLD BETHPAGE NY 11804-1336 6310 ALLENTOWN BLVD
4. Alternative Contact/Phone: Billing Contact/Phone: HARRISBURG PA 17112-3377

PROPERTIES AND COMPOSITION

5. Process Generating Waste: INSTALLATION OF GROUNDWATER MONITORING WELLS FOR REMEDIAL INVESTIGATION.
6. Waste Name: NON HAZARDOUS DRILL CUTTINGS
7A. Is this a USEPA hazardous waste (40 CFR Part 261)? Yes () No (X)
7B. Identify ALL USEPA listed and characteristic waste code numbers (D,F,K,P,U):
8. Physical State @ 70F: A. Solid (X) Liquid () Both () Gas () B. Single Layer (X) Multilayer () C. Free liq. range 0 to 5%
9A. pH: Range 5.0 to 9.0 or Not applicable () B. Strong Odor (): describe

10. Liquid Flash Point: < 73F () 73-99F () 100-139F () 140-199F () >= 200F () N.A. (X) Closed Cup (X) Open Cup ()
11. CHEMICAL COMPOSITION: List ALL constituents (incl. halogenated organics) present in any concentration and forward analysis's Constituents

Table with 2 columns: Constituent Name, Range, Unit Description. Rows include: INERTS (95 to 100 %), DEBRIS (0 to 5 %), PLASTIC (110 to 110 PPB), ACETONE (600 to 600 PPB), TRICHLOROETHENE (110.000000), TOTAL COMPOSITION (MUST EQUAL OR EXCEED 100%).

12. OTHER: PCBs if yes, concentration ppm. PCBs regulated by 40 CFR 761 (). Pyrophoric () Explosive () Radioactive () Benzene if yes, concentration ppm. NESHAP () Shock Sensitive () Oxidizer () Carcinogen () Infectious () Other
13. If waste subject to the land ban & meets treatment standards, check here: & supply analytical results where applicable.

SHIPPING INFORMATION
14. PACKAGING: Bulk Solid () Bulk Liquid () Drum (X) Type/Size: DRUMS Other
15. ANTICIPATED ANNUAL VOLUME: 30 Units: DRUMS Shipping Frequency: YEAR

SAMPLING INFORMATION
16a. Sample source (drum, lagoon, pond, tank, vat, etc.): Sample Tracking Number: 459080
Date Sampled: Sampler's Name/Company:
16b. Generator's Agent Supervising Sampling: 17. (X) No sample required (See instructions)

GENERATOR'S CERTIFICATION
I hereby certify that all information submitted in this and all attached documents contains true and accurate descriptions of the waste. Any sample submitted is representative as defined in 40 CFR 261 - Appendix I or by using an equivalent method. All relevant information regarding known or suspected hazards in the possession of the generator has been disclosed. I authorize to obtain a sample from any waste shipment for purposes of recertification.

Signature on original profile VB7376 Signature SHENEN BIAN PROJECT MANAGER 12/14/06 Date

18. This is a Nonwastewater.
19. If this waste is subject to any California list restrictions enter the letter from below (either A or B.1) next to each restriction that is applicable:
 ___ HOCs. ___ PCBs. ___ Acid. ___ Metals. ___ Cyanides

20. Identify ALL Characteristic and Listed USEPA hazardous waste numbers that apply (as defined by 40 CFR 261). For each waste number, identify the subcategory (as applicable, check none, or write in the description from 40 CFR 268.41, 268.42, and 268.43).

REF #	A. US EPA HAZARDOUS WASTE CODE(S)	B. SUBCATEGORY Enter the subcategory description. If not applicable, simply check none		C. APPLICABLE TREATMENT STANDARDS		D. HOW MUST THE WASTE BE MANAGED? Enter letter from below
				PERFORMANCE-BASED: Check as applicable	SPECIFIED TECHNOLOGY: If applicable enter the 40 CFR 268.42 table 1 treatment code(s)	
		DESCRIPTION	NONE	268.41(a)	268.43(a)	268.42
1						
2						
3						
4						
5						
6						
7						
8						
9						
10						

- Management under the land disposal restrictions:
- A. RESTRICTED WASTE REQUIRES TREATMENT
 - B.1 RESTRICTED WASTE TREATED TO 268.40 STANDARDS
 - B.3 GOOD FAITH ANALYTICAL CERTIFICATION FOR INCINERATED ORGANICS
 - B.4 DECHARACTERIZED WASTE REQUIRES TREATMENT FOR UNCS
 - B.5 RESTRICTED WASTES TREATED TO ALTERNATE SOIL STANDARD
 - B.6 RESTRICTED WASTES TREATED TO ALTERNATE DEBRIS STANDARD
 - C. RESTRICTED WASTE SUBJECT TO A VARIANCE
 - D. RESTRICTED WASTE CAN BE LAND DISPOSED WITHOUT FURTHER TREATMENT
 - E. NOT CURRENTLY SUBJECT TO LAND DISPOSAL RESTRICTIONS

21. Is this waste a soil or debris? No: ___ Yes, Soil: ___ Yes, Debris: ___
22. Specific Gravity Range: ___ to ___
23. Indicate the range of each: _____ Units _____
 Cyanides: ___ None ___ to ___ Type (free, total, amenable, etc.) _____
 Cyanides: ___ None ___ to ___ Type (free, total, amenable, etc.) _____
 Sulfides: ___ None ___ to ___ Type _____
 Optional Phenolics: ___ None ___ to _____
24. Identify the waste color _____, DOT physical state Solid

25. COMPLETE ONLY FOR WASTES INTENDED FOR FUELS OR INCINERATION

	TOTAL	
Beryllium as Be	_____	ppm
Potassium as K	_____	ppm
Sodium as Na	_____	ppm
Bromine as Br	_____	%
Chlorine as Cl	_____	%
Fluorine as F	_____	%
Sulfur as S	_____	%

26. RECLARATION, FUELS or INCINERATION PARAMETERS (Provide if information is available)

- RANGE
- A. Heat Value (Btu/lb): _____
 - B. Water: _____
 - C. Viscosity (cps): _____ @ _____ F _ 100 F _ 150 F
 - D. Ash: _____ %
 - E. Settleable solids: _____ %
 - F. Vapor Pressure @ STP (mm/Hg): _____
 - G. Is this waste a pumpable liquid? Yes _ No _
 - H. Can this waste be heated to improve flow? Yes _ No _
 - I. Is this waste soluble in water? Yes _ No _
 - J. Particle size: Will the solid portion of this waste pass through a 1/8 inch screen? Yes _ No _

27. TRANSPORTATION INFORMATION

A. Is this a DOT Hazardous Material? Yes _ No X

B. Proper Shipping Name : NON-REGULATED MATERIAL

and Additional Description if required: _____

C. DOT Regulations: _____ Hazard Class: _____ I.D. _____ Packing Group: _____

D. CERCLA Reportable Quantity (RQ) and units (Lb. Kg): _____

E. Non-Bulk code _____ Bulk code _____

F. Special Provisions _____

G. Labels Required _____

28. SPECIAL HANDLING INFORMATION

Material Safety Data Sheets Attached

29. OTHER INFORMATION

CHEMICAL WASTE MANAGEMENT CERTIFICATION

Chemical Waste Management, Inc. has all the necessary permits and licenses for the waste that has been characterized and identified by this approved profile.

ATTACHMENT 2

CHEMICAL COMPOSITION: Additional constituents NOT included on page 1 of the Waste Profile
Constituents

	Range	Unit Description
-1,2-DICHLOROETHENE	14 to	14 PPB
METHYLENE CHLORIDE	16 to	16 PPB
TETRACHLOROETHENE	15 to	15 PPB
WATER	0 to	5 %

CONFIRMATION LETTER

May 31, 2006

CATHY HUSS
SCIENCE APPLICATIONS INTL CORP
6310 ALLENTOWN BLVD
HARRISBURG, PA 17112-3377

Re: Confirmation Number 5610888

Attention: CATHY HUSS

We are pleased to confirm CWM's approval of your waste material as described below. The attached profile for the waste materials was prepared by CWM based upon information provided by you. It is important that no changes be made to the profile without CWM's consent. If the profile meets with your approval, please call 1-716-754-8231 to schedule shipment of your waste materials.

CWM Profile Number: VB7376 MDC

Approved Mgmt. Facility: CWM MODEL CITY FACILITY
or another CWM or CWM approved facility

Waste Name: NON HAZARDOUS DRILL CUTTINGS

Disposal Method: Subtitle C Landfill
Non Hazardous Stabilization & Subtitle C Landfill

Disposal Price: \$60.00/55 gallon drum

Taxes: Sales tax = 0.58% on transportation & disposal

Transportation Price: \$65.00/55 gallon drum w/ \$450 minimum/trip (LTL)
Fuel surcharge is Not Included in transportation pricing. (Subject to change - based on the price of diesel fuel at the time of the project)

Demurrage: \$75.00/hour after 2 free hours loading

Pricing Conditions:

- Miscellaneous Charges:
 - Pallets= 4 x drum price
 - Containers > 55 gal= 1.5 x drum price
 - Leaking drums= \$200/drum
- Surcharge for drums without profile marked on the drum \$20/each.
- Discrepant drum charge \$3/drum per day after

May 31, 2006

Re: Confirmation Number 5610888, CWMI Profile Number VB7376 MDC

14 days from notification.

- Drum resample fee - \$25/drum.

The disposal surcharge will apply when customer arranges own transportation. (Varies - based on the price of diesel fuel at the time of the project)

Profile Expiration Date: 5/31/06

Special Conditions:

- Waste profile sheet numbers must appear on shipping papers and drums.
- No demurrage will be paid by CWM Chemical Services, Inc. for delays at Model City for on-site acceptance procedures when generator/customer arranges their own transportation.
- Drummed waste must be properly marked with the profile number and bear only the appropriate labeling under RCRA and/or DOT provisions.
- Any sorbants used to absorb free liquids or eliminate void space in drums must be non-biodegradable.
- If material is shipped as non hazardous, appropriate non hazardous labels must be on drums, per Model City permit requirements.
- CWM Chemical Services, L.L.C. (CWM) has all the necessary permits and licenses and is authorized for the management of the waste that has been characterized and identified by this profile. CWM has the capacity and will provide or assure that the ultimate disposal method specified on the hazardous waste manifest for this particular waste is followed.

Applicable state and local taxes are not included in these disposal prices. All wastes are priced as profiled, invoiced as actually received. Invoices shall be paid no later than thirty (30) days from the date of receipt. All terms are governed by the Agreement previously executed between our companies. The prices quoted above are subject to change by CWM upon thirty (30) days' prior written notice to you unless otherwise specifically provided or per the terms of our Agreement. If we have not previously concluded a Service Agreement with your company, one is enclosed for your convenience. Please sign and return it to us as soon as possible. Also, if 'Signature on File' does not appear on the signature line of the Waste Profile Sheet, please sign and return it before scheduling your material.

May 31, 2006

Re: Confirmation Number 5610888, CWMI Profile Number VB7376 MDC

If you have any questions or would like to make changes to the profile, please contact your representative. Thank you for this opportunity to be of service.

Eileen M. Carbone

EILEEN M. CARBONE

Chemical Waste Management, Inc

NON-HAZARDOUS WASTE MANIFEST
 1 Generator ID Number: NY D 0 0 2 0 4 4 5 8 4
 2 Page 1 of 1
 3 Emergency Response Phone: (800) 424-9300
 4 Waste Tracking Number: 101206

5 Generator's Name and Mailing Address: CLAREMONT POLYCHEMICAL, 508 WINDING RD, OLD BETHPAGE NY 11804-1336
 Generator's Site Address (if different than mailing address):
 Generator's Phone: (516) 777-7242

6 Transporter 1 Company Name: Waste Management NEET
 U.S. EPA ID Number: 16T0983596341
 7 Transporter 2 Company Name: Franks Vacuum Truck Service
 U.S. EPA ID Number: NY0982792814

8 Designated Facility Name and Site Address: CWM CHEMICAL SERVICES LLC, 1560 BALMER RD, MODEL CITY NY 14107
 Facility's Phone: (716) 754-8231
 U.S. EPA ID Number: NYD049836679

9a HSA	9b U.S. DOT Description (including Proper Shipping Name, Hazard Class, ID Number, and Packing Group (if any))	10 Containers		11 Total Quantity	12 Unit Wt./Vol.
		No.	Type		
1	NON REGULATED MATERIAL VA9045	7	DM 010	07,000	P 120
2	NON REGULATED MATERIAL VB7376	5	DM 016	09,400	P 150
3					
4					

13 Special Handling Instructions and Additional Information:
 1 VA9045 - NON HAZARDOUS SPENT CARBON
 2 VB7376 - NON HAZARDOUS DRILL CUTTINGS
 WHT Est

14 GENERATOR'S CERTIFICATION: I certify the materials described above on this manifest are not subject to federal regulations for reporting proper disposal of Hazardous Waste.
 Generator's/Owner's Printed/Typed Name: ON BEHALF OF USEPA
 Signature: SHEWEN ISIAN, PROJECT ENGINEER
 Date: 10/12/06

15 International Shipments: Import to U.S. Export from U.S. Part of shipment: Date leaving U.S.

16 Transporter Acknowledgment of Receipt of Materials

Transporter 1 Printed/Typed Name: Ray Fleury
 Signature: Ray Fleury
 Date: 10/12/06
 Transporter 2 Printed/Typed Name: Tom Watersen
 Signature: Tom Watersen
 Date: 10/19/06

17 Discrepancy
 17a Discrepancy Indication Space: Quantity Type Residue Partial Rejection Full Rejection

17b Alternate Facility (or Generator):
 Manifest Reference Number:
 U.S. EPA ID Number:

17c Signature of Alternate Facility (or Generator):
 Date: Month Day Year

18 Designated Facility Owner or Operator Certification of receipt of hazardous materials covered by the manifest except as noted in item 17a:
 Printed/Typed Name: JONATHAN S. HEAKER
 Signature: Jonathan Heaker
 Date: 10/10/06



CWM CHEMICAL SERVICES, LLC

1550 Balmer Road
P.O. Box 200
Model City, NY 14107
(716) 754-8231
(716) 754-0211 Fax


CLAREMONT POLYCHEMICAL
ATTN: ENVIRONMENTAL COMPLIANCE DEPT
NYD002044584
505 WINDING RD
OLD BETHPAGE NY 11804-1336

CERTIFICATE OF DISPOSAL

CWM CHEMICAL SERVICES, L.L.C., EPA ID: NYD049836679, has received waste material from CLAREMONT POLYCHEMICAL on 10/20/06 as described on Shipping Document number 0000101206 Sequence number 02.

Profile Number: VB7376
CWM Tracking ID: 8160975008
CWM Unit #: 1*0 thru 16*0
Disposal Date: 10/24/06


I certify, on behalf of the above listed treatment facility, that to the best of my knowledge, the above-described waste was managed in compliance with all applicable laws, regulations, permits and licenses on the date listed above.


MICHAEL D MAHAR
DISTRICT MANAGER
Certificate # 298714
11/15/06

For questions please call
our Customer Service Dept.
at (800) 843-3604

APPENDIX L

Soil Cuttings Sampling Laboratory Report



NYSDOH 11418
NJDEP NY050
CTDOH PH-0205
PADEP 68-00573

Thursday, May 11, 2006

Richard Cronce
Scientific Applications International Corp.
6310 Allentown Boulevard
Harrisburg, PA 17112
TEL: (717) 901-8852
FAX (717) 901-8105

RE: Claremont

Order No.: 0605109

Dear Richard Cronce:

American Analytical Laboratories, LLC. received 1 sample(s) on 5/10/2006 for the analyses presented in the following report.

Samples were analyzed in accordance with the test procedures documented on the chain of custody and detailed throughout the text of this report.

The limits provided in the data package are analytical reporting limits and not Federal or Local mandated values to which the sample results should be compared.

There were no problems with the analyses and all data for associated QC met laboratory specifications. If there are any exceptions a Case Narrative is provided in the report.

If you have any questions regarding these tests results, please do not hesitate to call (631) 454-6100 or email me directly at lbeyer@american-analytical.com.

Sincerely,


Lori Beyer
Lab Director

CLIENT: Scientific Applications International Corp.
Project: Claremont
Lab Order: 0605109

Work Order Sample Summary

Lab Sample ID	Client Sample ID	Tag Number	Date Collected	Date Received
0605109-01A	EW4D/195/-35.7	9655	5/10/2006 11:50:00 AM	5/10/2006



56 TOLEDO STREET • FARMINGDALE, NEW YORK 11735
(631) 454-6100 • FAX (631) 454-8027

NYSDOH 11418
CTDOH PH-0205
NJDEP NY050
PADEP 68-573

TAG # / COC 09655

CHAIN OF CUSTODY / REQUEST FOR ANALYSIS DOCUMENT

CLIENT NAME/ADDRESS: SAIC
 CONTACT: C. Huss
 SAMPLER (SIGNATURE): C. Huss
 SAMPLER NAME (PRINT): C. Huss

PROJECT LOCATION: Claremont
 SAMPLE # - LOCATION: EW4D/RS/35.7

LABORATORY ID #	MATRIX	# CONTAINERS	SAMPLING DATE/TIME	SAMPLE # - LOCATION	ANALYSIS REQUIRED	FOR METHANOL PRESERVED SAMPLES [VOLATILE VIAL #]
0605109-1A S		2	5-9-06/1150	EW4D/RS/35.7	TCLP VOC TCLP VOC TCLP VOC	

LABORATORY ID # 0605109-1A S

MATRIX TYPE: S=SOIL; L=LIQUID; SL=SLUDGE; A=AIR; W=WIPE; P=PAINT CHIPS; B=BULK MATERIAL
 G=GRAB; C=COMPOSITE, SS=SPLIT SPOON

TURNAROUND REQUIRED:
 NORMAL STAT BY / /

RECEIVED BY LAB (SIGNATURE): C. Huss
 RECEIVED BY LAB (SIGNATURE): [Signature]

DATE/TIME: 5-10-06 1408
 DATE/TIME: 5/10/06
 PRINTED NAME: C. Huss
 PRINTED NAME: [Signature]

COOLER TEMPERATURE: 5 day TAT
 COMMENTS / INSTRUCTIONS: Run total + hold TCLP

AMERICAN ANALYTICAL LABORATORIES, LLC

56 TOLEDO STREET

FARMINGDALE, NEW YORK 11735

TELEPHONE: (631) 454-6100 FAX: (631) 454-8027

DATA REPORTING QUALIFIERS

For reporting results, the following "Results Qualifiers" are used:

Value	If the result is greater than or equal to the detection limit, report the value
U	Indicates the compound was analyzed for but was not detected. Report the minimum detection limit for the sample with the U, i.e. "10U". This is not necessarily the instrument detection limit attainable for this particular sample based on any concentration or dilution that may have been required.
J	Indicates an estimated value. The flag is used: <ol style="list-style-type: none">(1) When estimating a concentration for a tentatively identified compound (library search hits, where a 1:1 response is assumed.)(2) When the mass spectral data indicated the identification, however the result was less than the specified detection limit greater than zero. If the detection limit was 10ug/L and a concentration of 3ug/L was calculated report as 3J. This flag is used when similar situations arise on any organic parameter i.e. Pesticide, PCBs and others.
B	Indicates the analyte was found in the blank as well as the sample report "10B".
E	Indicates the analytes concentration exceeds the calibrated range of the instrument for that specific analysis.
D	This flag identifies all compounds identified in an analysis at a secondary dilution factor.
P	This flag is used for Pesticide / PCB target analyte when there is >25% difference for detected concentrations between the two GC Columns. The higher of the two values is reported on Form I and flagged with a "P".
N	This flag indicates presumptive evidence of a compound. This is only used for tentatively identified compounds (TICs), where the identification is based on a mass spectral library search. It applies to all TIC results. For generic characterization of a TIC, such as chlorinated hydrocarbon, the flag is not used.
H	Indicates sample was received and/or analyzed outside of The method allowable holding time

American Analytical Laboratories, LLC.

Date: 11-May-06

CLIENT: Scientific Applications International Corp.	Client Sample ID: EW4D/195/-35.7
Lab Order: 0605109	Tag Number: 9655
Project: Claremont	Collection Date: 5/10/2006 11:50:00 AM
Lab ID: 0605109-01A	Matrix: SOIL

Analyses	Result	Limit	Qual	Units	DF	Date Analyzed
PERCENT MOISTURE		D2216		Analyst: PA		
Percent Moisture	19.1	0		wt%	1	5/11/2006
VOLATILE SW-846 METHOD 8260		SW8260B		SW5030A	Analyst: LDS	
1,1,1,2-Tetrachloroethane	U	5.9		µg/Kg-dry	1	5/11/2006 1:31:00 AM
1,1,1-Trichloroethane	U	5.9		µg/Kg-dry	1	5/11/2006 1:31:00 AM
1,1,1,2-Tetrachloroethane	U	5.9		µg/Kg-dry	1	5/11/2006 1:31:00 AM
1,1,2-Trichloro-1,2,2-trifluoroethane	U	5.9		µg/Kg-dry	1	5/11/2006 1:31:00 AM
1,1,2-Trichloroethane	U	5.9		µg/Kg-dry	1	5/11/2006 1:31:00 AM
1,1-Dichloroethane	U	5.9		µg/Kg-dry	1	5/11/2006 1:31:00 AM
1,1-Dichloroethene	U	5.9		µg/Kg-dry	1	5/11/2006 1:31:00 AM
1,1-Dichloropropene	U	5.9		µg/Kg-dry	1	5/11/2006 1:31:00 AM
1,2,3-Trichlorobenzene	U	5.9		µg/Kg-dry	1	5/11/2006 1:31:00 AM
1,2,3-Trichloropropane	U	5.9		µg/Kg-dry	1	5/11/2006 1:31:00 AM
1,2,4,5-Tetramethylbenzene	U	5.9		µg/Kg-dry	1	5/11/2006 1:31:00 AM
1,2,4-Trichlorobenzene	U	5.9		µg/Kg-dry	1	5/11/2006 1:31:00 AM
1,2,4-Trimethylbenzene	U	5.9		µg/Kg-dry	1	5/11/2006 1:31:00 AM
1,2-Dibromo-3-chloropropane	U	5.9		µg/Kg-dry	1	5/11/2006 1:31:00 AM
1,2-Dibromoethane	U	5.9		µg/Kg-dry	1	5/11/2006 1:31:00 AM
1,2-Dichlorobenzene	U	5.9		µg/Kg-dry	1	5/11/2006 1:31:00 AM
1,2-Dichloroethane	U	5.9		µg/Kg-dry	1	5/11/2006 1:31:00 AM
1,2-Dichloropropane	U	5.9		µg/Kg-dry	1	5/11/2006 1:31:00 AM
1,3,5-Trimethylbenzene	U	5.9		µg/Kg-dry	1	5/11/2006 1:31:00 AM
1,3-Dichlorobenzene	U	5.9		µg/Kg-dry	1	5/11/2006 1:31:00 AM
1,3-dichloropropane	U	5.9		µg/Kg-dry	1	5/11/2006 1:31:00 AM
1,4-Dichlorobenzene	U	5.9		µg/Kg-dry	1	5/11/2006 1:31:00 AM
2,2-Dichloropropane	U	5.9		µg/Kg-dry	1	5/11/2006 1:31:00 AM
2-Butanone	U	5.9		µg/Kg-dry	1	5/11/2006 1:31:00 AM
2-Chloroethyl vinyl ether	U	5.9		µg/Kg-dry	1	5/11/2006 1:31:00 AM
2-Chlorotoluene	U	5.9		µg/Kg-dry	1	5/11/2006 1:31:00 AM
2-Hexanone	U	5.9		µg/Kg-dry	1	5/11/2006 1:31:00 AM
2-Propanol	U	59		µg/Kg-dry	1	5/11/2006 1:31:00 AM
4-Chlorotoluene	U	5.9		µg/Kg-dry	1	5/11/2006 1:31:00 AM
4-Isopropyltoluene	U	5.9		µg/Kg-dry	1	5/11/2006 1:31:00 AM
4-Methyl-2-pentanone	U	5.9		µg/Kg-dry	1	5/11/2006 1:31:00 AM
Acetone	U	5.9		µg/Kg-dry	1	5/11/2006 1:31:00 AM
Acrolein	U	30		µg/Kg-dry	1	5/11/2006 1:31:00 AM
Acrylonitrile	U	5.9		µg/Kg-dry	1	5/11/2006 1:31:00 AM
Benzene	U	5.9		µg/Kg-dry	1	5/11/2006 1:31:00 AM
Bromobenzene	U	5.9		µg/Kg-dry	1	5/11/2006 1:31:00 AM
Bromochloromethane	U	5.9		µg/Kg-dry	1	5/11/2006 1:31:00 AM

Qualifiers:	B Analyte detected in the associated Method Blank	E Value above quantitation range
	H Holding times for preparation or analysis exceeded	J Analyte detected below quantitation limits
	ND Not Detected at the Reporting Limit	S Spike Recovery outside accepted recovery limits
	U Indicates the compound was analyzed for but not detected	X Value exceeds Maximum Contaminant Level

American Analytical Laboratories, LLC.

Date: 11-May-06

CLIENT: Scientific Applications International Corp.	Client Sample ID: EW4D/195/-35.7
Lab Order: 0605109	Tag Number: 9655
Project: Claremont	Collection Date: 5/10/2006 11:50:00 AM
Lab ID: 0605109-01A	Matrix: SOIL

Analyses	Result	Limit	Qual	Units	DF	Date Analyzed
VOLATILE SW-846 METHOD 8260		SW8260B		SW5030A		Analyst: LDS
Bromodichloromethane	U	5.9		µg/Kg-dry	1	5/11/2006 1:31:00 AM
Bromoform	U	5.9		µg/Kg-dry	1	5/11/2006 1:31:00 AM
Bromomethane	U	5.9		µg/Kg-dry	1	5/11/2006 1:31:00 AM
Carbon disulfide	U	5.9		µg/Kg-dry	1	5/11/2006 1:31:00 AM
Carbon tetrachloride	U	5.9		µg/Kg-dry	1	5/11/2006 1:31:00 AM
Chlorobenzene	U	5.9		µg/Kg-dry	1	5/11/2006 1:31:00 AM
Chlorodifluoromethane	U	5.9		µg/Kg-dry	1	5/11/2006 1:31:00 AM
Chloroethane	U	5.9		µg/Kg-dry	1	5/11/2006 1:31:00 AM
Chloroform	U	5.9		µg/Kg-dry	1	5/11/2006 1:31:00 AM
Chloromethane	U	5.9		µg/Kg-dry	1	5/11/2006 1:31:00 AM
cis-1,2-Dichloroethene	U	5.9		µg/Kg-dry	1	5/11/2006 1:31:00 AM
cis-1,3-Dichloropropene	U	5.9		µg/Kg-dry	1	5/11/2006 1:31:00 AM
Dibromochloromethane	U	5.9		µg/Kg-dry	1	5/11/2006 1:31:00 AM
Dibromomethane	U	5.9		µg/Kg-dry	1	5/11/2006 1:31:00 AM
Dichlorodifluoromethane	U	5.9		µg/Kg-dry	1	5/11/2006 1:31:00 AM
Diisopropyl ether	U	5.9		µg/Kg-dry	1	5/11/2006 1:31:00 AM
Ethanol	U	30		µg/Kg-dry	1	5/11/2006 1:31:00 AM
Ethyl acetate	U	5.9		µg/Kg-dry	1	5/11/2006 1:31:00 AM
Ethylbenzene	U	5.9		µg/Kg-dry	1	5/11/2006 1:31:00 AM
Freon-114	U	5.9		µg/Kg-dry	1	5/11/2006 1:31:00 AM
Hexachlorobutadiene	U	5.9		µg/Kg-dry	1	5/11/2006 1:31:00 AM
Isopropyl acetate	U	5.9		µg/Kg-dry	1	5/11/2006 1:31:00 AM
Isopropylbenzene	U	5.9		µg/Kg-dry	1	5/11/2006 1:31:00 AM
m,p-Xylene	U	12		µg/Kg-dry	1	5/11/2006 1:31:00 AM
Methyl tert-butyl ether	U	5.9		µg/Kg-dry	1	5/11/2006 1:31:00 AM
Methylene chloride	37	5.9	B	µg/Kg-dry	1	5/11/2006 1:31:00 AM
Naphthalene	U	5.9		µg/Kg-dry	1	5/11/2006 1:31:00 AM
n-Butyl acetate	U	5.9		µg/Kg-dry	1	5/11/2006 1:31:00 AM
n-Butylbenzene	U	5.9		µg/Kg-dry	1	5/11/2006 1:31:00 AM
n-Propyl acetate	U	5.9		µg/Kg-dry	1	5/11/2006 1:31:00 AM
n-Propylbenzene	U	5.9		µg/Kg-dry	1	5/11/2006 1:31:00 AM
o-Xylene	U	5.9		µg/Kg-dry	1	5/11/2006 1:31:00 AM
p-Diethylbenzene	U	5.9		µg/Kg-dry	1	5/11/2006 1:31:00 AM
p-Ethyltoluene	U	5.9		µg/Kg-dry	1	5/11/2006 1:31:00 AM
sec-Butylbenzene	U	5.9		µg/Kg-dry	1	5/11/2006 1:31:00 AM
Styrene	U	5.9		µg/Kg-dry	1	5/11/2006 1:31:00 AM
t-Butyl alcohol	U	5.9		µg/Kg-dry	1	5/11/2006 1:31:00 AM
tert-Butylbenzene	U	5.9		µg/Kg-dry	1	5/11/2006 1:31:00 AM
Tetrachloroethene	2.8	5.9	J	µg/Kg-dry	1	5/11/2006 1:31:00 AM

Qualifiers:	B	Analyte detected in the associated Method Blank	E	Value above quantitation range
	H	Holding times for preparation or analysis exceeded	J	Analyte detected below quantitation limits
	ND	Not Detected at the Reporting Limit	S	Spike Recovery outside accepted recovery limits
	U	Indicates the compound was analyzed for but not detected	X	Value exceeds Maximum Contaminant Level

American Analytical Laboratories, LLC.

Date: 11-May-06

CLIENT: Scientific Applications International Corp.
Lab Order: 0605109
Project: Claremont
Lab ID: 0605109-01A

Client Sample ID: EW4D/195/-35.7
Tag Number: 9655
Collection Date: 5/10/2006 11:50:00 AM
Matrix: SOIL

Analyses	Result	Limit	Qual	Units	DF	Date Analyzed
VOLATILE SW-846 METHOD 8260						
		SW8260B		SW5030A		Analyst: LDS
Toluene	U	5.9		µg/Kg-dry	1	5/11/2006 1:31:00 AM
trans-1,2-Dichloroethene	U	5.9		µg/Kg-dry	1	5/11/2006 1:31:00 AM
trans-1,3-Dichloropropene	U	5.9		µg/Kg-dry	1	5/11/2006 1:31:00 AM
Trichloroethene	210	5.9		µg/Kg-dry	1	5/11/2006 1:31:00 AM
Trichlorofluoromethane	U	5.9		µg/Kg-dry	1	5/11/2006 1:31:00 AM
Vinyl acetate	U	5.9		µg/Kg-dry	1	5/11/2006 1:31:00 AM
Vinyl chloride	U	5.9		µg/Kg-dry	1	5/11/2006 1:31:00 AM

Qualifiers:

B	Analyte detected in the associated Method Blank	E	Value above quantitation range
H	Holding times for preparation or analysis exceeded	J	Analyte detected below quantitation limits
ND	Not Detected at the Reporting Limit	S	Spike Recovery outside accepted recovery limits
U	Indicates the compound was analyzed for but not detected	X	Value exceeds Maximum Contaminant Level