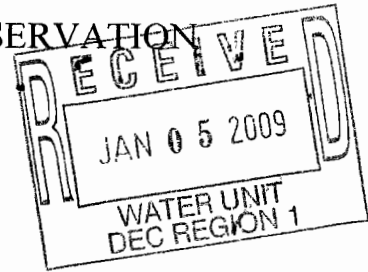


STATE OF NEW YORK
DEPARTMENT OF ENVIRONMENTAL CONSERVATION

WATER SUPPLY UNIT
BLDG. 40 - SUNY
STONY BROOK, NY 11794



PUMPAGE REPORT FOR THE MONTH OF December 2008

Utility Name: Village of Old Westbury

Prepared by: Richard Leston

Address: 1 Store Hill Road
P.O. Box 290
Old Westbury, NY 11568

Tel#: 516 626-0800

NY State Well No.	District Well #	Aquifer	Gallons
N 152	1	Magothy	1,036,000
N7513	2A	Magothy	2,734,000
N11909	3	Magothy	4,351,000
N7549	4	Magothy	6,023,000
N8658	5	Magothy	3,935,000
N013092	6	Magothy	3,343,000
		TOTAL GALLONS	21,422,000

PEAK DAY RATE-941,000--DATE OCCURRED--- 12-1-2008

Water supplied to other water districts:


Water received from other districts:

Name: _____

Name: _____

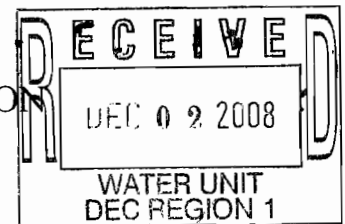
Gallons: _____

Gallons: _____


Richard Leston, Water Superintendent

STATE OF NEW YORK
DEPARTMENT OF ENVIRONMENTAL CONSERVATION

WATER SUPPLY UNIT
BLDG. 40 - SUNY
STONY BROOK, NY 11794



PUMPAGE REPORT FOR THE MONTH OF November 2008

Utility Name: Village of Old Westbury

Prepared by: Richard Leston

Address: 1 Store Hill Road
P.O. Box 290
Old Westbury, NY 11568

Tel#: 516 626-0800

NY State Well No.	District Well #	Aquifer	Gallons
N 152	1	Magothy	962,000
N7513	2A	Magothy	3,380,000
N11909	3	Magothy	3,733,000
N7549	4	Magothy	7,538,000
N8658	5	Magothy	4,341,000
N013092	6	Magothy	4,396,000
		TOTAL GALLONS	24,350,000

PEAK DAY RATE—1,157,000-DATE OCCURRED--- 11-2-2008

Water supplied to other water districts:


Water received from other districts:

Name: _____

Name: _____

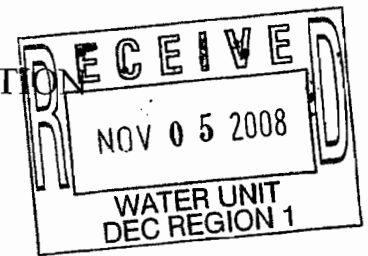
Gallons: _____

Gallons: _____


Richard Leston, Water Superintendent

STATE OF NEW YORK
DEPARTMENT OF ENVIRONMENTAL CONSERVATION

WATER SUPPLY UNIT
BLDG. 40 - SUNY
STONY BROOK, NY 11794



PUMPAGE REPORT FOR THE MONTH OF October 2008

Utility Name: Village of Old Westbury

Prepared by: Richard Leston

Address: 1 Store Hill Road
P.O. Box 290
Old Westbury, NY 11568

Tel#: 516 626-0800

NY State Well No.	District Well #	Aquifer	Gallons
N 152	1	Magothy	925,000
N7513	2A	Magothy	7,463,000
N11909	3	Magothy	7,723,000
N7549	4	Magothy	18,772,000
N8658	5	Magothy	9,797,000
N013092	6	Magothy	9,644,000
		TOTAL GALLONS	54,324,000

PEAK DAY RATE- 2,218,000 --DATE OCCURRED--- 10-13-2008

Water supplied to other water districts:


Water received from other districts:

Name: _____

Name: _____


Gallons: _____

Gallons: _____


Richard Leston, Water Superintendent

STATE OF NEW YORK
DEPARTMENT OF ENVIRONMENTAL CONSERVATION

WATER SUPPLY UNIT
BLDG. 40 - SUNY
STONY BROOK, NY 11794



PUMPAGE REPORT FOR THE MONTH OF August 2008

Utility Name: Village of Old Westbury

Prepared by: Richard Leston

Address: 1 Store Hill Road
P.O. Box 290
Old Westbury, NY 11568

Tel#: 516 626-0800

NY State Well No.	District Well #	Aquifer	Gallons	
N 152	1	Magothy	1,117,000	
N7513	2A	Magothy	15,749,000	
N11909	3	Magothy	19,370,000	
N7549	4	Magothy	31,024,000	
N8658	5	Magothy	19,096,000	
N013092	6	Magothy	18,115,000	
		TOTAL GALLONS	104,471,000	/

PEAK DAY RATE-4,226,000--DATE OCCURRED---8-26-2008

Water supplied to other water districts:

Name: _____

Gallons: _____

Water received from other districts:


Name: _____

Gallons: _____

Richard Leston, Water Superintendent

STATE OF NEW YORK
DEPARTMENT OF ENVIRONMENTAL CONSERVATION

WATER SUPPLY UNIT
BLDG. 40 - SUNY
STONY BROOK, NY 11794



PUMPAGE REPORT FOR THE MONTH OF July 2008

Utility Name: Village of Old Westbury

Prepared by: Richard Leston

Address: 1 Store Hill Road
P.O. Box 290
Old Westbury, NY 11568

Tel#: 516 626-0800

NY State Well No.	District Well #	Aquifer	Gallons
N 152	1	Magothy	7,174,000
N7513	2A	Magothy	17,050,000
N11909	3	Magothy	24,130,000
N7549	4	Magothy	29,423,000
N8658	5	Magothy	22,847,000
N013092	6	Magothy	19,058,000
		TOTAL GALLONS	119,682,000

PEAK DAY RATE-5,936,000--DATE OCCURRED---7-18-2008

Water supplied to other water districts:

Name: _____

Gallons: _____

Water received from other districts:

Name: _____


Gallons: _____

A handwritten signature in black ink, appearing to read "Richard Leston".

Richard Leston, Water Superintendent

STATE OF NEW YORK
DEPARTMENT OF ENVIRONMENTAL CONSERVATION

WATER SUPPLY UNIT
BLDG. 40 - SUNY
STONY BROOK, NY 11794



PUMPAGE REPORT FOR THE MONTH OF May 2008

Utility Name: Village of Old Westbury

Prepared by: Richard Leston

Address: 1 Store Hill Road
P.O. Box 290
Old Westbury, NY 11568

Tel#: 516 626-0800

NY State Well No.	District Well #	Aquifer	Gallons	
N 152	1	Magothy	949,000	
N7513	2A	Magothy	6,163,000	
N11909	3	Magothy	14,581,000	
N7549	4	Magothy	21,260,000	
N8658	5	Magothy	10,376,000	
N013092	6	Magothy	13,641,000	
		TOTAL GALLONS	66,970,000	

PEAK DAY RATE—3,269,000-DATE OCCURRED--- 5-25-2008

Water supplied to other water districts:

Name: _____

Gallons: _____

Water received from other districts:

Name: _____

Gallons: _____

A handwritten signature in dark ink, appearing to read "Richard Leston".

Richard Leston, Water Superintendent

STATE OF NEW YORK
DEPARTMENT OF ENVIRONMENTAL CONSERVATION

WATER SUPPLY UNIT
BLDG. 40 - SUNY
STONY BROOK, NY 11794

PUMPAGE REPORT FOR THE MONTH OF April 2008

Utility Name: Village of Old Westbury

Prepared by: Richard Leston

Address: 1 Store Hill Road
P.O. Box 290
Old Westbury, NY 11568

Tel#: 516 626-0800

NY State Well No.	District Well #	Aquifer	Gallons	
N 152	1	Magothy	1,442,000	
N7513	2A	Magothy	3,683,000	
N11909	3	Magothy	6,048,000	
N7549	4	Magothy	13,310,000	
N8658	5	Magothy	8,232,000	
N013092	6	Magothy	7,506,000	
		TOTAL GALLONS	40,221,000	/

PEAK DAY RATE-2,341,000--DATE OCCURRED---04-26-2008

Water supplied to other water districts:


Water received from other districts:

Name: _____

Name: _____

Gallons: _____

Gallons: _____


Richard Leston, Water Superintendent

STATE OF NEW YORK
DEPARTMENT OF ENVIRONMENTAL CONSERVATION

WATER SUPPLY UNIT
BLDG. 40 - SUNY
STONY BROOK, NY 11794

PUMPAGE REPORT FOR THE MONTH OF March 2008

Utility Name: Village of Old Westbury

Prepared by: Richard Leston

Address: 1 Store Hill Road
P.O. Box 290
Old Westbury, NY 11568

Tel#: 516 626-0800

NY State Well No.	District Well #	Aquifer	Gallons	
N 152	1	Magothy	829,000	
N7513	2A	Magothy	3,197,000	
N11909	3	Magothy	3,968,000	
N7549	4	Magothy	4,667,000	
N8658	5	Magothy	3,921,000	
N013092	6	Magothy	4,618,000	
		TOTAL GALLONS	21,200,000	

PEAK DAY RATE-1,002,000--DATE OCCURRED--- 3-27-2008

Water supplied to other water districts:


Name: _____

Gallons: _____

Water received from other districts:

Name: _____

Gallons: _____


Richard Leston, Water Superintendent

STATE OF NEW YORK
DEPARTMENT OF ENVIRONMENTAL CONSERVATION

WATER SUPPLY UNIT
BLDG. 40 - SUNY
STONY BROOK, NY 11794



PUMPAGE REPORT FOR THE MONTH OF February 2008

Utility Name: Village of Old Westbury

Prepared by: Richard Leston

Address: 1 Store Hill Road
P.O. Box 290
Old Westbury, NY 11568

Tel#: 516 626-0800

NY State Well No.	District Well #	Aquifer	Gallons
N 152	1	Magothy	973,000
N7513	2A	Magothy	2,056,000
N11909	3	Magothy	4,669,000
N7549	4	Magothy	4,108,000
N8658	5	Magothy	4,150,000
N013092	6	Magothy	4,060,000
		TOTAL GALLONS	20,016,000

PEAK DAY RATE--947,000-DATE OCCURRED---2-12-08

Water supplied to other water districts:


Name: _____

Gallons: _____

Water received from other districts:

Name: _____

Gallons: _____


Richard Leston, Water Superintendent

STATE OF NEW YORK
DEPARTMENT OF ENVIRONMENTAL CONSERVATION

WATER SUPPLY UNIT
BLDG. 40 - SUNY
STONY BROOK, NY 11794

PUMPAGE REPORT FOR THE MONTH OF January

Utility Name: Village of Old Westbury

Prepared by: Richard Leston

Address: 1 Store Hill Road
P.O. Box 290
Old Westbury, NY 11568

Tel#: 516 626-0800

NY State Well No.	District Well #	Aquifer	Gallons
N 152	1	Magothy	915,000
N7513	2A	Magothy	2,423,000
N11909	3	Magothy	4,421,000
N7549	4	Magothy	5,254,000
N8658	5	Magothy	4,201,000
N013092	6	Magothy	3,980,000
		TOTAL GALLONS	21,194,000

PEAK DAY RATE-1,023,000--DATE OCCURRED---1-24-2008

Water supplied to other water districts:


Name: _____

Gallons: _____

Water received from other districts:

Name: _____

Gallons: _____


Richard Leston, Water Superintendent

Building #4C
SUNY Campus

State of New York
Department of Environmental Conservation
Water Supply Unit

516 444-0405

Utility Name: Old Westbury Water District Address: 1 Store Hill Road, Old Westbury, NY 11568

Reported by:
Richard J. Weston
Superintendent of Water
Tel. # 516-626-0800

Pumpage Report for 2007 in Thousands of Gallons

Well #1	Well #2	Well #3	Well #4	Well #5	Well #6
GPM-500	GPM-1200	GPM-1400	GPM-1200	GPM-1400	GPM-1400
Act. GPM	Act. GPM	Act. GPM	Act. GPM	Act. GPM	Act. GPM
N-152	N-7513	N-11909	N-7549	N-8658	N-013092

Totals

January	1,076,000	3,103,000	2,533,000	5,899,000	2,142,000	5,161,000	19,914,000
February	680,000	2,297,000	2,071,000	6,850,000	1,643,000	6,784,000	20,325,000
March	925,000	2,644,000	3,167,000	6,955,000	2,968,000	9,522,000	26,181,000
April	1,239,000	3,971,000	3,363,000	7,968,000	3,191,000	10,160,000	29,892,000
May	2,648,000	9,268,000	14,361,000	24,859,000	16,589,000	14,474,000	82,199,000
June	2,376,000	18,826,000	21,418,000	26,370,000	16,546,000	21,877,000	107,413,000
July	3,105,000	16,480,000	16,146,000	27,563,000	18,295,000	20,288,000	101,877,000
August	2,229,000	15,186,000	21,607,000	27,611,000	17,113,000	20,522,000	104,268,000
September	2,782,000	17,468,000	23,434,000	28,564,000	17,625,000	22,888,000	112,761,000
October	1,432,000	8,397,000	16,566,000	23,128,000	13,789,000	13,435,000	76,747,000
November	698,000	3,492,000	6,430,000	7,755,000	7,198,000	5,716,000	31,289,000
December	957,000	2,497,000	3,683,000	5,525,000	4,223,000	4,212,000	21,097,000
Totals	20,147,000	103,629,000	134,779,000	199,047,000	121,322,000	155,039,000	733,963,000

Notes: (1) Population served in own service area:4,100 (2) Population served outside own service area:24(3) Percent of customers metered: 100%
(4) Number of services:1352 (5) Peak day rate:4,639,000 (6) Date of peak day rate occurrence: 6-2-07 (7) Number of active wells which can be operated by other

than
electric power:4

Storage Facilities:	Number	Capacity	Capacity
Elevated tank (s)	1	500,000	
Ground storage	1	1,500,000	
Standpipes			

Building #4C
SUNY Campus

State of New York
Department of Environmental Conservation
Water Supply Unit

516 444-0405

Reported by:
Richard Leston

Pumpage Report for 2006 in Thousands of Gallons
Utility Name: Old Westbury Water District Address: 1 Store Hill Road, Old Westbury, NY 11568

Superintendent of Water
Tel. # 516-626-0800

Well #1	Well #2	Well #3	Well #4	Well #5	Well #6	TOTALS
GPM-500	GPM-1200	GPM-1400	GPM-1200	GPM-1400	GPM-1400	
Act. GPM	Act. GPM	Act. GPM	Act. GPM	Act. GPM	Act. GPM	
N-152	N-7513	N-11909	N-7549	N-8658	N-013092	
Totals						

January	197,000	4,486,000	4,269,000	4,813,000	3,499,000	4,035,000	21,299,000
February	106,000	2,819,000	4,340,000	5,519,000	3,948,000	3,351,000	20,083,000
March	0	4,435,000	4,077,000	7,089,000	4,054,000	4,133,000	23,788,000
April	0	5,503,000	6,319,000	14,921,000	6,405,000	8,532,000	41,680,000
May	0	11,721,000	9,786,000	28,500,000	15,443,000	11,591,000	77,041,000
June	114,000	11,059,000	16,099,000	23,946,000	13,705,000	15,289,000	80,212,000
July	4,916,000	14,049,000	14,421,000	27,935,000	19,092,000	18,171,000	98,584,000
August	12,734,000	16,937,000	19,821,000	31,449,000	24,400,000	21,389,000	126,730,000
September	3,284,000	11,540,000	5,689,000	27,942,000	13,113,000	16,253,000	77,821,000
October	1,778,000	8,683,000	5,991,000	16,255,000	8,727,000	11,263,000	52,697,000
November	1,537,000	2,895,000	3,270,000	6,862,000	6,593,000	5,733,000	26,890,000
December	720,000	2,979,000	3,798,000	5,095,000	4,512,000	3,894,000	20,998,000
Totals	25,386,000	97,106,000	97,880,000	200,326,000	123,491,000	123,634,000	667,823,000

Notes: (1) Population served in own service area:4,000 (2) Population served outside own service area:24 (3) Percent of customers metered:100%
(4) Number of services:1342 (5) Peak day rate:5,266,000 (6) Date of peak day rate occurrence: 8-23-06 (7) Number of active wells which can be operated by other than electric power: 4

Storage Facilities:	Number	Capacity	Capacity	Capacity
Elevated tank (s)	1	500,000		
Ground storage	1	1,500,000		
Standpipes				
Hydro-pneumatic tanks				

Building #4C
SUNY Campus

State of New York
Department of Environmental Conservation
Water Supply Unit

516 444-0405

Pumpage Report for 2005 in Thousands of Gallons
Utility Name: Old Westbury Water District Address: 1 Store Hill Road, Old Westbury, NY 11568

Reported by:
Richard Leston
Superintendent of Water
Tel. # 516-626-0800



Well #1	Well 2	Well 3	Well 4	Well 5	#6
Auth. GPM	Auth. GPM	Auth. GPM	Auth. GPM	Auth. GPM	Auth. GPM
Act. GPM	Act. GPM	Act. GPM	Act. GPM	Act. GPM	Act. GPM
# N-152	N-7513	N-11909	N-7549	N-8658	N-013092
Totals					

January	557,000	3,217,000	4,283,000	10,093,000	2,998,000	5,003,000	26,151,000
February	593,000	4,843,000	4,764,000	6,190,000	3,099,000	4,333,000	23,822,000
March	724,000	4,354,000	4,891,000	5,963,000	3,798,000	4,292,000	24,022,000
April	717,000	8,607,000	6,636,000	7,569,000	5,841,000	7,015,000	36,385,000
May	2,260,000	11,284,000	8,151,000	26,641,000	12,612,000	12,864,000	73,812,000
June	4,179,000	15,767,000	21,762,000	29,939,000	20,103,000	21,011,000	112,761,000
July	3,330,000	16,540,000	19,505,000	30,428,000	21,355,000	19,430,000	110,588,000
August	5,123,000	19,601,000	29,280,000	32,054,000	23,741,000	24,440,000	134,239,000
September	4,487,000	18,062,000	27,289,000	29,829,000	20,611,000	22,762,000	123,040,000
October	365,000	9,534,000	7,245,000	21,204,000	8,823,000	11,734,000	58,905,000
November	0	4,653,000	4,306,000	7,815,000	4,988,000	5,654,000	27,416,000
December	144000	4,085,000	2,611,000	7,428,000	4,497,000	3,643,000	22,408,000
Totals	22,479,000	120,547,000	140,723,000	215,153,000	132,466,000	142,181,000	773,549,000

Notes: (1) Population served in own service area:4,000 (2) Population served outside own service area:24 (3) Percent of customers metered:100% (4) Number of services:1250 (5) Peak day rate:5,308,000 (6) Date of peak day rate occurrence: 9-9-05 (7) Number of active wells which can be operated by other than electric power: 4

Storage Facilities:

	Number	Capacity	Capacity	Capacity
Elevated tank (s)	1	500,000		
Ground storage	1	1,500,000		
Standpipes	0			
Hydro-pneumatic tanks	0			

Building #4C
SUNY Campus

State of New York
Department of Environmental Conservation
Water Supply Unit

516 444-0405

Reported by:
Richard Leston

Utility Name: Old Westbury Water District **Pumpage Report for 2004 in Thousands of Gallons**
Address: 1 Store Hill Road, Old Westbury, NY 11568

Superintendent of Water
Tel. # 516-626-0800

Well #1 <i>N-1152</i>		Well #2 <i>N-7513</i>		Well #3 <i>N-11904</i>		Well #4 <i>N-7514</i>		Well #5 <i>N-8058</i>		Well #6 <i>N-13032</i>	
Auth. GPM	Auth. GPM	Auth. GPM	Auth. GPM	Auth. GPM	Auth. GPM	Auth. GPM	Auth. GPM	Auth. GPM	Auth. GPM	Auth. GPM	Auth. GPM
Act. GPM	Act. GPM	Act. GPM	Act. GPM	Act. GPM	Act. GPM	Act. GPM	Act. GPM	Act. GPM	Act. GPM	Act. GPM	Act. GPM

Totals											
January	199,000	11,005,000	7,495,000	0	3,566,000	4,787,000	27,052,000				
February	767,000	11,684,000	6,489,000	0	3,190,000	4,297,000	26,427,000				
March	770,000	9,316,000	7,711,000	0	3,674,000	4,710,000	26,181,000				
April	984,000	13,121,000	6,359,000	0	5,892,000	5,706,000	32,062,000				
May	2,440,000	24,010,000	13,881,000	1,427,000	11,761,000	11,501,000	65,020,000				
June	2,946,000	16,149,000	13,859,000	30,430,000	18,600,000	16,831,000	98,815,000				
July	2,900,000	15,365,000	15,489,000	32,476,000	22,176,000	17,024,000	105,430,000				
August	3,213,000	10,645,000	21,237,000	29,331,000	20,450,000	17,805,000	102,681,000				
September	4,465,000	10,469,000	16,585,000	24,954,000	16,890,000	18,825,000	92,188,000				
October	2,136,000	3,509,000	9,328,000	23,555,000	11,061,000	11,997,000	61,586,000				
November	733,000	3,592,000	5,115,000	9,003,000	5,295,000	5,818,000	29,556,000				
December	285,000	2,583,000	3,933,000	8,568,000	4,030,000	4,111,000	23,510,000				
Totals	21,838,000	131,448,000	127,481,000	159,774,000	126,585,000	123,412,000	690,508,000				

Notes: (1) Population served in own service area:4000 (2) Population served outside own service area:24 (3) Percent of customers metered:100%
(4) Number of services: 1160 (5) Peak day rate: 4,752,000 (6) Date of peak day rate occurrence: 9-4-04 (7) Number of active wells which can be operated by other than electric power: 4

Storage Facilities:

Number

Capacity

Capacity

Capacity

Elevated tank (s)	1	500,000					
Ground storage	1	1,500,000					
Standpipes							
Hydro-pneumatic tanks							

1 NOISEN 230
5002 5 0 NVR

Building #4C
SUNY Campus

State of New York
Department of Environmental Conservation
Water Supply Unit

516 444-0405

PUMPAGE REPORT FOR 2003 IN THOUSANDS OF GALLONS

Utility Name: Old Westbury Water District

Address: 1 Store Hill Road, Old Westbury, NY 11568

Tel. # 516-626-0800

Reported by:
Richard Leston
Superintendent of Water

Well #1 <i>N-152</i>	Well #2 <i>N-7513</i>	Well #3 <i>N-1404</i>	Well #4 <i>N-7544</i>	Well #5 <i>N-1626</i>	Well #6
Auth. GPM	Auth. GPM	Auth. GPM	Auth. GPM	Auth. GPM	Auth. GPM
Act. GPM	Act. GPM	Act. GPM	Act. GPM	Act. GPM	Act. GPM

Totals							
January	767,000	6,102,000	4,950,000	6,786,000	4,032,000	3,752,000	26,389,000
February	316,000	4631,000	5,282,000	6,254,000	3,104,000	3,500,000	23,087,000
March	936,000	4,146,000	4,468,000	7,886,000	4,331,000	3,903,000	25,670,000
April	868,000	6,735,000	2,246,000	11,394,000	4,385,000	4,895,000	30,523,000
May	768,000	13,002,000	3,578,000	19,748,000	8,237,000	9,316,000	54,649,000
June	1,813,000	12,508,000	8,481,000	17,733,000	10,558,000	8,468,000	59,561,000
July	10,244,000	28,657,000	13,849,000	25,776,000	18,229,000	20,599,000	117,354,000
August	5,125,000	28,722,000	7,763,000	21,673,000	18,749,000	16,442,000	98,474,000
September	499,000	26,012,000	9,389,000	13,863,000	10,925,000	14,523,000	75,211,000
October	2,120,000	15,830,000	6,492,000	11,329,000	8,709,000	8,617,000	53,097,000
November	524,000	4,328,000	3,336,000	10,268,000	4,249,000	4,712,000	27,417,000
December	380,000	8,880,000	7,750,000	672,000	4,250,000	3,529,000	25,461,000
TOTALS	24,360,000	159,553,000	77,584,000	153,382,000	99,758,000	102,256,000	616,893,000

Notes: (1) Population served in own service area: 4000 (2) Population served outside own service area: 24 (3) Percent of customers metered: 100%

(4) Number of services: 1150 (5) Peak day rate: 4,781,000 (6) Date of peak day rate: 7/8/03 (7) Number of active wells which can be operated by other than electric power: 4

Storage Facilities:	Number	Capacity	Capacity	Capacity
Elevated tank (s)	1	500,000	-	
Ground storage	1	1,500,000		
Standpipes				
Hydro-pneumatic tanks				