CDM

DRAFT
SITE CHARACTERIZATION REPORT
SOIL VAPOR INTRUSION EVALUATION
NEW CASSEL INDUSTRIAL AREA
(Site No.:1-30-043 A, B, C, F, K, N and V)
North Hempstead, Nassau County, New York

Prepared for

New York State Department of Environmental Conservation
Investigation and Design Engineering Services
Standby Contract No. D004437
Work Assignment No. D004437-8

Prepared by

Camp Dresser & McKee
Raritan Plaza I, Raritan Center
Edison, New Jersey

August 15, 2008

Contents

Section 1 Introduction 1-1

1.1 Site Background and History 1-3
1.1.1 Location 1-3
1.1.2 Operational and Remedial History 1-3
1.1.2.1 Site A - 570 Main Street 1-3
1.1.2.2 Site B - 567 Main Street 1-4
1.1.2.3 Site C - 125 State Street 1-4
1.1.2.4 Site F - 68 Kinkel Street 1-4
1.1.2.5 Site K - 62 Kinkel Street 1-5
1.1.2.6 Site N - 750 Summa Avenue 1-5
1.1.2.7 Site V - 29 New York Avenue 1-5
1.2 Project Objectives 1-6

Section 2 Physical Setting 2-1

2.1 Regional Geology 2-1
2.1.1 Basement 2-1
2.1.2 Cretaceous 2-1
2.1.3 Cenozoic-Quaternary 2-2
2.2 Regional Hydrogeology 2-2
2.2.1 Bedrock 2-3
2.2.2 Lloyd Aquifer 2-3
2.2.3 Raritan Clay 2-3
2.2.4 North Shore Aquifer 2-3
2.2.5 North Shore Confining Unit 2-4
2.2.6 Upper Glacial Aquifer (UGA) 2-4
2.3 Site-Specific Geology and Hydrogeology 2-4

Section 3 Site Investigation 3-1

3.1 Soil Vapor Intrusion Investigation 3-1
3.1.1 Water Level Determination 3-1
3.1.2 Soil Vapor Sample Collection 3-1
3.1.3 Groundwater Sample Collection 3-3
3.1.4 Outdoor (Ambient) Air Sample Collection 3-3
3.1.5 Investigative Derived Waste 3-4
3.1.6 Decontamination 3-4
3.1.7 Sample Location 3-4
3.2 Sample Identification, Laboratory Analysis and Validation 3-4
3.3 Field Documentation and Reporting 3-5

Section 4 Analytical Results 4-1

4.1 Soil Vapor Results 4-1
4.1.1 Site A - 570 Main Street 4-1
4.1.2 Site B - 567 Main Street 4-2
4.1.3 Site C - 125 State Street 4-3
4.1.4 Site F - 68 Kinkel Street 4-4
4.1.5 Site K - 62 Kinkel Street 4-5

4.1.6 Site N – 750 Summa Avenue....4-6
4.1.7 Site V – 29 New York Avenue....4-7
4.2 Groundwater Investigation....4-8
4.2.1 Site A – 570 Main Street....4-8
4.2.2 Site B – 567 Main Street....4-9
4.2.3 Site C – 125 State Street....4-9
4.2.4 Site F – 68 Kinkel Street....4-9
4.2.5 Site K – 62 Kinkel Street....4-9
4.2.6 Site N – 750 Summa Avenue....4-9
4.2.7 Site V – 29 New York Avenue....4-9

Section 5 Conclusions and Recommendations....5-1

5.1 Conclusions....5-1
5.1.1 Site A – 570 Main Street....5-1
5.1.2 Site B – 567 Main Street....5-1
5.1.3 Site C – 125 State Street....5-2
5.1.4 Site F – 68 Kinkel Street....5-2
5.1.5 Site K – 62 Kinkel Street....5-2
5.1.6 Site N – 750 Summa Avenue....5-3
5.1.7 Site V – 29 New York Avenue....5-3
5.2 Recommendations....5-4
5.2.1 Site A – 570 Main Street....5-4
5.2.2 Site B – 567 Main Street....5-4
5.2.3 Site C – 125 State Street....5-4
5.2.4 Site F – 68 Kinkel Street....5-4
5.2.5 Site K – 62 Kinkel Street....5-4
5.2.6 Site N – 750 Summa Avenue....5-5
5.2.7 Site V – 29 New York Avenue....5-5
5.2.8 Additional Recommendation....5-5

List of Tables

3-1 Soil Vapor Sample Parameters
3-2 Groundwater Sample Parameters
3-3 Groundwater Sampling Water Qualitry Parameters
4-1 NYSDOH Air Guidelines
4-2 Site-Specific Groundwater Delineation Criteria

List of Figures

1-1 Site Location Map
2-1 Generalized Regional Stratigraphy
2-2 Generalized North-South Cross Section through Nassau County
3-1 Site A Sample Location Map
3-2 Site B Sample Location Map
3-3 Site C Sample Location Map
3-4 Site F Sample Location Map
3-5 Site K Sample Location Map
3-6 Site N Sample Location Map

3-7 Site V Sample Location Map
4-1 Site A Soil Vapor Chlorinated VOC Detections
4-2 Site B Soil Vapor Chlorinated VOC Detections
4-3 Site C Soil Vapor Chlorinated VOC Detections
4-4 Site F Soil Vapor Chlorinated VOC Detections
4-5 Site K Soil Vapor Chlorinated VOC Detections
4-6 Site N Soil Vapor Chlorinated VOC Detections
4-7 Site V Soil Vapor Chlorinated VOC Detections
4-8 Site A Groundwater VOC Exceedances
4-9 Site B Groundwater VOC Exceedances
4-10 Site C Groundwater VOC Exceedances
4-11 Site F Groundwater VOC Exceedances
4-12 Site K Groundwater VOC Exceedances
4-13 Site N Groundwater VOC Exceedances
4-14 Site V Groundwater VOC Exceedances

List of Appendices

Appendix A Analytical Results Summary Tables
Appendix B Field Log Book
Appendix C Site Photodocumentation

Acronyms

AS/SVE	air sparging/soil vapor extraction
ASP	Analytical Services Protocol
bgs	below ground surface
CDM	Camp Dresser & McKee
Co	Company
DCA	Dichloroethane
DCE	Dichloroethene
DER	Division of Environmental Remediation
DUSR	Data Usability Survey Report
ELAP	Environmental Laboratory Approval Program
EPA	United States Environmental Protection Agency
FB	Field Blank
ft	feet
ft/day	feet per day
HASP	Health and Safety Plan
Hg	mercury
ID	identification
IMC	IMC Magnetics Inc.
Inc.	Incorporated
IRM	Interim Remedial Measure
ml	milliliters
msl	mean sea level
MTBE	Methyl-tert-Butyl Ether
NCDOH	Nassau County Department of Health
NTU	nephelometric turbidity unit
NY	New York
NYPIRG	New York Public Interest Research Group
NYSDEC	New York State Department of Environmental Conservation
NYSDOH	New York State Department of Health
OU	Operable Unit
PCE	Tetrachlorothene
PID	photoionization detector
PSA	proliminary site assesment
QA	quality assurance
QAPP	quality assurance project plan
QC	quality control
RI	Remedial Investigation
RI/FS	Remedial Investigation/Feasibility Study
ROD	Record of Decision
SVE	soil vapor extraction system
TB	Trip Blank
TCA	trichloroethane
TCE	trichlorothene
Tischcon	Tischcon Corporation

µg/L	micrograms per Liter
µg/m3	micrograms per meters cubed
UGA	Upper Glacial aquifer
USGS	United States Geological Survey
VOC	volatile organic compound
WA	work assignment

Section 1
Introduction

This Site Characterization Report for the Soil Vapor Intrusion Evaluation at the New Cassel Industrial Area Sites 1-30-043 A, B, C, F, K, N, and V was prepared by Camp Dresser and McKee (CDM) for the New York State Department of Environmental Conservation (NYSDEC) under the Engineering Services for Investigation and Design, Standby Contract No. D004437, Work Assignment No. D004437-8. This report details the results of the soil vapor field investigation conducted in accordance with the Final Work Plan dated June 2007. The Final Work Plan was developed in accordance with the *"Standby Contract Work Assignment No. D004437-8, Soil Vapor Intrusion Investigation at the New Cassel Industrial Area Sites (Site No.:1-30-043A, B, C, F, K, N and V)"*, work assignment (WA) issuance letter dated October 4, 2006. The scope of work included developing project plans for the samples selected by NYSDEC, executing these plans, and preparing a Site Characterization Report for the Soil Vapor Intrusion Investigation at the New Cassel Site Industrial Area Site. The Work Plan and this Site Characterization Report are consistent with the *"Final Guidance for Evaluating Soil Vapor Intrusion in the State of New York, dated October 2006"* and the *"Draft Division of Environmental Remediation (DER)-10 Technical Guidance for Site Investigation and Remediation, dated December 2002"*.

The focus of this Soil Vapor Intrusion Evaluation is to determine if volatile organic compounds (VOCs) are present in the soil vapor adjacent to structures/buildings located on the following sites:

Site Address	Site Identification (ID)
■ Site A - 570 Main Street	Site ID: 130043A
■ Site B - 567 Main Street	Site ID: 130043B
■ Site C - 125 State Street	Site ID: 130043C
■ Site F – 68 Kinkel Street	Site ID: 130043F
■ Site K – 62 Kinkel Street	Site ID: 130043K
■ Site N – 750 Summa Avenue	Site ID: 130043N
■ Site V – 29 New York Avenue	Site ID: 130043V

Historical documents describing existing conditions, history of the site and past land use practices were provided to CDM by NYSDEC. In addition, these reference materials were used in the development of proposed sample locations.

NYSDEC provided the following background documents that were utilized in the development of this Soil Vapor Intrusion Evaluation:

- Record of Decision, 2003. New Cassel Industrial Area Site, Town of North Hempstead, Nassau County, New York, Offsite Groundwater South of the New Cassel Industrial Area Operable Unit No. 3.

- Remedial Investigation/Feasibility Study Report, Volume 1, 2000. New Cassel Industrial Area Offsite Groundwater, Town of North Hempstead, Nassau County.
- Multisite preliminary site assessment (PSA) Report , 1996. New Cassel Industrial Area Site, North Hempstead, Nassau County.
- Summary Report on New Cassel Industrial Area, Site ID#130043, 1995.
- Work Plan, 2006. New Cassel Operable Unit 4, Site No.1-30-043A-V, Vapor Intrusion Investigation, Work Assignment #D00490-40
- Environmental Investigation, 1996. 750 Summa Avenue Westbury, New York.
- Record of Decision, 1998. Tishcon Corporation Site at 125 State Street Westbury (V), North Hempstead (T) New Cassel Industrial Area Nassau County, New York Site Number 1-30-043C.
- Record of Decision, 2000. IMC Magnetics Site, Town of North Hempstead, Nassau County, Site Number 1-30-043A Operable Unit-02 On-Site Groundwater.
- Record of Decision, 2000. Atlas Graphics Site, Town of North Hempstead, Nassau County, Site Number 1-30-043B Operable Unit-01 On-Site Soil and Groundwater.
- Record of Decision, 1997. Former Tishcon Site, Westbury, North Hempstead, New Cassel Industrial Area, Nassau County, New York, Site Number 1-30-043F.
- Record of Decision, 2002. Tishcon at 29 New York Avenue Site, Town of North Hempstead, Nassau County, New York, Site Number 1-30-043V.

This report is comprised of the following sections:

- **Section 1 – Introduction**
  This section presents the site background and history; location, operational and remedial history; and the project objectives
- **Section 2 – Physical Setting**
  This section presents the physical conditions of the site and surroundings, including a general description of soils, geology, hydrogeology, and topography, as well as the groundwater level and flow direction
- **Section 3 – Site Investigation**
  This section provides the investigation procedures and any variations which may have influenced sampling procedures or analytical results

- **Section 4 - Analytical Results**
  This section presents and evaluates the analytical results of the vapor and groundwater samples collected at the site in comparison to acceptable New York State standards

- **Section 5 -Conclusions and Recommendations**
  This section presents the conclusions and recommendation based upon the analytical results of the site investigation.

1.1 Site Background and History

The following subsections describe the New Cassel site, and provide a brief overview of operational and remedial activities conducted.

1.1.1 Location

The New Cassel Industrial Area Site (herein identified as the "Site") is located in the town of North Hempstead, Nassau County, New York (NY). The Site is heavily developed and covers approximately 170 acres which are bounded by the Long Island Railroad to the north, Frost Street to the east, Old Country Road to the south, and Grand Boulevard to the southwest (Figure 1-1). The site and surrounding areas, in general, are comprised of several light industrial and commercial properties intermixed with private residences located to the north and south. Hempstead Bay is located approximately six miles southwest of the site and the nearest water supply well is approximately 1,800 feet (ft) southeast of the site.

1.1.2 Operational and Remedial History

The New Cassel Industrial Area was first developed during the early 1950s and is home to approximately 200 industrial and commercial businesses. Business practices associated with past light industrial activities within the area have resulted in extensive VOC contamination of groundwater in the vicinity of the site. Previous investigations conducted within the area indicated that multiple parties were responsible for the contamination resulting in individual "sites". To address this, NYSDEC classified the entire industrial area as a hazardous waste site in 1998 and it is collectively referred to as the New Cassel Industrial Area (LM&S 1996; NYSDEC 2003). This Report and subsequent field investigation address several of these sites. A brief description of operational and remedial activities conducted at each site is presented below.

1.1.2.1 Site A - 570 Main Street

Site A is located at 570 Main Street and is more than two acres in size. From the early 1950s until 1992, the site was occupied by IMC Magnetics Inc (IMC)., a manufacturer of induction motors, fans, blowers, stepper motors and other rotating machinery. In 1995 the site was given a Class 2 Registry status by NSYDEC due to the presence of onsite contaminated soils and groundwater. Primary contaminants consisted of chlorinated hydrocarbons, petroleum hydrocarbons and metals; however, further investigation revealed the presence of chlorinated VOCs. Subsequently, to remediate site soil contamination identified during a 1996 Remedial Investigation (RI), IMC

installed and operated a soil vapor extraction (SVE) system. In addition, a Remedial Investigation/Feasibility Study (RI/FS) conducted at the site confirmed the presence of a chlorinated VOC groundwater plume. To address the groundwater contamination, in-situ oxidation using hydrogen peroxide injection was selected as the remedy. Treatment began in December 2001 and was still ongoing upon completion of the October 2003, Record of Decision (ROD) for Operable Unit (OU) 3 (NYSDEC 2003).

1.1.2.2 Site B - 567 Main Street

Site B is located at 567 Main Street and is approximately one acre in size. In 1950 a warehouse was constructed onsite for use as a construction vehicle storage facility. Warehouse operations ceased in 1977, and the property was sold to Atlas Graphics Inc., a photo engraving manufacturing operation. The operation used a reported 312 gallons per year of tetrachloroethene (TCE). At the time of purchase, the building was connected to a cesspool for its sanitary waste disposal. In 1977, a discharge of approximately 50 gallons of TCE to the cesspool was documented. Investigations conducted on-site uncovered elevated levels of TCE in both soil and groundwater, and in 1995 the site was assigned a Class 2 status by NYSDEC. In February 2000, a ROD was issued for the site, selecting air sparging/soil vapor extraction (AS/SVE) as the remedy to address the contaminated soils and groundwater. The system was constructed in October 2000 followed by initial treatment activities in November 2000 (NYSDEC 2003).

1.1.2.3 Site C - 125 State Street

Site C is located at 125 State Street and is approximately one acre in size. From 1984 to 1996 the site was occupied by the Tishcon Corporation (Tishcon). Manufacturing operations at Tishcon consisted primarily of the production of dietary supplements and vitamin products via a dry blending process. From 1985 to 1993, methylene chloride, 1,1,1-trichloroethane (1,1,1-TCA) and methanol were used in tablet coating processes conducted at the facility. As part of operating procedures, equipment was rinsed in a driveway fitted with several storm drains. An investigation conducted by the Nassau County Department of Health (NCDOH) indicated the presence of chlorinated VOCs and metals in four storm drains at the site, and requested that contaminated material be removed from storm drains and a distribution box on the property in August 1993. The site was placed on the Registry in 1995 and issued a Class 2 status. The excavation and restoration of contaminated areas was completed as part of an Interim Remedial Measure (IRM) in October 1997. A ROD for the site was issued in January 1998, and required the excavation and restoration of remaining contaminated source areas. Excavation and disposal of the material was conducted in early 1999, and the site was reclassified by NYSDEC to a Class 4 ranking in March of 2000 (NYSDEC 2003).

1.1.2.4 Site F - 68 Kinkel Street

Site F is located at 68 Kinkel Street and is approximately one-quarter of an acre in size. From 1982 to 1983, Tishcon conducted operations at the site which involved the encapsulation of materials. It was reported that 1,650 gallons of TCE as well as 8,000

gallons of methylene chloride and 3,000 gallons of shellac were used during these processes. The site was added to the NYSDEC Registry under Class 2 status in 1995. A State Superfund investigation was completed in July 1996, and in January 1997, a ROD requiring no action was issued. The site was delisted from the Registry in December of 1997 (NYSDEC2003).

1.1.2.5 Site K - 62 Kinkel Street

Site K is located at 62 Kinkel Street, west of the intersection of Old Country Road and the Wantagh State Parkway. The LAKA Tool and Stamping Company (Co), Incorporated (Inc.), occupied and conducted metals stamping at the site from 1971 to 1978. LAKA Industries, Inc., the parent company, operated the site from 1979 to 1984 as a machine shop specializing in tools, dies and precision stamping; both companies used TCE and lubricating oils as part of their operating procedures. In 1996, the site was issued a Class 2 status. Subsequently, an RI/FS was conducted to define the nature and extent of contamination at the site. Results of the RI/FS confirmed the presence of soil contamination in the vicinity of an onsite cesspool and an area located in a catch basin found downgradient of the site. To address the soil contamination, NYSDEC issued a ROD in February 2000, followed by the excavation of contaminated soils in May 2001; however, remedial activities did not address groundwater contamination (NYSDEC2003).

1.1.2.6 Site N - 750 Summa Avenue

Site N is located at 750 Summa Avenue and is currently occupied by EZ-EM, a company that specializes in imaging and diagnostics for treating gastrointestinal diseases. EZ-EM along with other parties owned the property since 1982. Prior to ownership by EZ-EM, Micro Industries, a machine shop, occupied the site from 1971 to 1982. From 1968 to 1971 Advance Food Service Equipment Manufacturing occupied the site as a stainless steel kitchen equipment supplier. Advance Food Service stored and used 1,1,1-TCA and other solvents during their occupancy. In 1978, the NCDOH required a floor drain near a vat used for degreasing operations be sealed as sludges sampled from a dry-well contained levels 1,1,1-TCA. In 1985, the vat was removed from the site. Degreaser sludges containing a mixture of 1,1,1-TCA and waste oil were stored in drums in the rear of the facility according to records from 1978. The site was classified on the Registry as a Class 4 ranking (LM&S 1996; NYPIRG website).

1.1.2.7 Site V - 29 New York Avenue

Site V is located at 29 New York Avenue and is approximately one acre in size. The site was developed in 1952, and was used to manufacture electronic equipment until the late 1970s. From 1979 to 1991 Tishcon occupied the site until it was sold to Equity 1 Associates in 1991. In 1995 the site was issued a Class 2 status on the Registry as part of the Tishcon Brooklyn Ave site. A 1996 study investigating soils/sediments collected from onsite catch basins showed levels of 1,1,1-TCA-related compounds above cleanup criteria. Based on these results, NYSDEC listed the Tishcon 29 New York Ave site as a separate Class 2 site on the Registry in March 1998. In December 1999, a RI was completed and results were presented to NYSDEC followed by the removal of contaminated materials from an onsite cesspool in August 2000. Based on

the results of that investigation a no further action ROD was signed in March 2002, and the site was delisted from the Registry later that year (NYSDEC2003).

1.2 Project Objectives

The objective of this soil vapor intrusion evaluation is to determine if VOCs are present in site soil vapors and groundwater. If vapor contamination exists, the potential threat to human health and the environment will be examined. In order to achieve this objective, the following activities were conducted:

- Task 1 - Work Plan Development
  The development of a site specific work plan for soil vapor investigation and soil vapor intrusion investigation, where each included a site specific Quality Assurance Project Plan (QAPP) and Health and Safety Plan (HASP)

- Task 2 - Soil Vapor Intrusion Investigation
  The investigation included:
  - Collection of soil vapor samples at each of the seven sites (Site A, B, C, F, K, N, & V) containing five direct push locations from three depth intervals, 8, 25, and 45 feet below ground surface (bgs).
  - Collection of groundwater samples at each of the seven sites (Site A, B, C, F, K, N, & V) containing five direct push locations at the water table interface, approximately 48 feet bgs.
  - Proper handling of the investigative derived waste according to standard procedures.
  - Performing the decontamination procedures according to standard procedures.
  - Collection of ambient air and standard Quality Assurance/Quality Control (QA/QC) samples
  - Identification of direct push sample locations utilizing dead-reckoning

- Task 3 - Field Documentation and Reporting
  The field documentation and reporting of the soil vapor intrusion investigation

Section 2
Physical Setting

The following subsections describe the environmental conditions of the New Cassel Industrial Area site.

2.1 Regional Geology

A history of coastal submergence and emergence spanning the Cretaceous Period, significant differential erosion during the Cenozoic, and glaciation during the Quaternary is reflected in the present day geology of Long Island. The geology of Long Island is characterized by a southeastward-thickening wedge of unconsolidated sediments unconformably overlying a gently-dipping basement bedrock surface. The wedge ranges in thickness from zero feet where it outcrops along the north shore in Queens, up to about 2,000 feet along the south shore barrier islands. A generalized cross section through Nassau County is shown in Figures 2-1 and 2-2.

2.1.1 Basement

Basement is composed of Precambrian to Early Paleozoic igneous or metamorphic consolidated bedrock. Unconformably overlying the basement is a thick succession of Late Cretaceous deposits: the Raritan and overlying Magothy Formations, both of fluvio-deltaic depositional origin. The Upper Cretaceous deposits are unconformably overlain by a veneer of Pliocene and Pleistocene deposits, chiefly of glacial origin.

2.1.2 Cretaceous

Raritan Formation: The Raritan Formation is divided into the basal Lloyd Sand Member and the overlying Raritan Clay Member. The Lloyd Sand rests unconformably on bedrock and is about 150 feet thick in the vicinity of the Site. The top of the Lloyd Sand is found at approximately 200-250 feet below mean sea level (msl). It is composed of white and grey fine to coarse sand and gravel, commonly with a clayey matrix. The contact with the overlying clay member is gradational.

The Raritan Clay Member is composed chiefly of bedded variegated clay and silt, locally containing interbedded sands. Lignite fragments and iron and pyrite nodules are common. The clay member is approximately 100 feet thick in the vicinity of the Site (Smolensky, et al. 1989). The Raritan Clay is the most widespread hydrologic confining layer on Long Island. The Raritan's updip erosional pinchout generally is located subparallel to the northern coast of Nassau County. The clay unit dips gently to the south-southeast.

Matawan Group-Magothy Formation (Magothy): The Magothy unconformably overlies the Raritan; the contact is commonly marked by a change from the solid clays of the Raritan Clay Member to coarse sands and gravels of the basal unit of the Magothy. The dominant Magothy lithology generally is fine to medium quartz sand, interbedded clayey sand with silt, clay, and gravel interbeds or lenses. Interbedded clay is more common towards the top of the formation. The thickness of the Magothy

varies between 100 feet in the vicinity of the Site to over 800 feet beneath the barrier islands.

2.1.3 Cenozoic-Quaternary

After the Cretaceous, deep erosion of the land surface took place as a response to fluctuations in sea level. Sedimentological evidence indicates that sea level falls exposed the entire Atlantic continental margin during the Miocene epoch, which would have promoted rejuvenation and deep incision of rivers and streams across the Coastal Plain. Later deposition of abundant fluvial and glacial clastic deposits during the Pliocene and Quaternary filled these incised buried valleys. The top of the Cretaceous sequence is marked by a highly irregular erosion surface upon which rests deposits of Pleistocene and, in some places, Pliocene age.

Deposits of Pleistocene age mantle the Cretaceous formations. Within the study area, the Pleistocene deposits include three depositional sequences: the fluvial Jameco Gravel and marine Gardiners Clay; and the much more widespread Late Pleistocene glacial deposits of the Wisconsin glacial stage. Undifferentiated gravels and clays described in buried valleys within southern Long Island have been attributed to the Jameco Gravel and Gardiners Clay units. The Jameco Gravel and Gardiners Clay formations are well-defined, mapable stratigraphic units beneath the southern margin of Long Island where they are of hydrogeological significance. These stratigraphic units are not recognized in the vicinity of the Site. The remainder of the Pleistocene succession belongs to the Wisconsin glacial stage Upper Glacial Deposits.

The thickness of the Pleistocene Upper Glacial Deposits in the study area varies but averages 100 feet. The thickness and distribution of the Pleistocene Upper Glacial Deposits were controlled by the older, now buried paleotopography discussed above. The pattern of stream and river valleys that dissected the surface of Long Island during the Cenozoic likely was later modified by Pleistocene overriding ice sheets and meltwater erosion and deposition.

2.2 Regional Hydrogeology

The hydrogeology of Long Island has been well documented over the years by the United States Geological Survey (USGS) and others. Three major aquifers are present on Long Island: the Upper Glacial aquifer (UGA), the Magothy aquifer and the Lloyd aquifer. A generalized cross section through Nassau County is shown in Figures 2-1 and 2-2. Based on the cross section, the Magothy Aquifer is not present in the Site area. Groundwater contours prepared for Nassau County's Groundwater Monitoring Program based on water levels collected in public wells in 2001, 2002, and 2003 indicates that the groundwater in the UGA (water table) in the Site area generally flows to the southwest, but that there may be a northwest component to the groundwater flow. The mapping shows groundwater in the Lloyd aquifer flows more westerly in this area. Mapping conducted by Kilburn and Krulikas suggests that there is a groundwater high in the Site area which may result in radial flow from the Site.

2.2.1 Bedrock

The bedrock in the area has been mapped as the Hartland Formation of Middle Ordovician to Lower Cambrian Age. The bedrock surface generally slopes southeastward from about 350 to 800 feet below sea level except in the northernmost parts of the Oyster Bay area where glacial scouring has created north-northwestward dipping valleys. The formation consists of highly weathered biotite-garnet-schist with low hydraulic conductivity. A thick saprolitic zone 50 to 100 feet thick, consisting of white, yellow, and gray clay, underlies most of the peninsula except in the northernmost part.

2.2.2 Lloyd Aquifer

The Lloyd Sand Member of the Raritan Formation of the Late Cretaceous Age overlies the saprolitic bedrock surface and is Long Island's deepest aquifer. The Lloyd sand was deposited as a series of braided streams and deltaic deposits consisting of white and pale yellow sand with interbedded lenses of gravel and white clay. The aquifer does not outcrop on Long Island and is believed to extend to the north beneath Long Island Sound in eastern Nassau County and in Suffolk County, and offshore to the south, beyond the barrier beaches. The Lloyd aquifer is confined in most places, except where the overlying Raritan clay has been eroded away. The thickness of the Lloyd aquifer varies from zero feet where it is not present along the north shore of Nassau County, to more than 500 feet in the southeastern areas of Nassau County. The average horizontal hydraulic conductivity is reported to be approximately 40 feet per day (ft/day) with a 10:1 vertical anisotropy.

2.2.3 Raritan Clay

Overlying the Lloyd aquifer is the Cretaceous Age clay member of the Raritan Formation, referred to as the Raritan clay. The Raritan clay is the major confining unit on Long Island, ranging between 150 and 250 feet in thickness. Like the Lloyd aquifer, the Raritan clay is absent from areas of northern Queens and northern Nassau County where it had been eroded. The Raritan clay outcrops in parts of Queens, and is believed to be present north of the island beneath Long Island Sound, and south of the island, beneath the barrier islands. This confining unit consists of solid, multicolored, compact clay (gray, white, red, or tan) with interbedded lenses of sand. The average vertical hydraulic conductivity is reported to be approximately 0.001 ft/day.

2.2.4 North Shore Aquifer

The North Shore aquifer consists of a sequence of Pleistocene-age sediments found only in the northwestern, central, and northeastern parts of the study area. The aquifer consists of moderately sorted stratified drift and outwash deposits that infilled the low-lying areas after the partial removal of the Cretaceous deposits and parts of the bedrock (saprolitic zone) by glacial erosion. The deposits consist of poor to moderately sorted brown and olive gray sand, silt, and gravel. It contains subangular to subrounded quartz grains, rock fragments, unstable opaque minerals, and a large percentage of biotite and muscovite. The North Shore aquifer deposits are referred to locally as the Jameco Gravel.

2.2.5 North Shore Confining Unit

The North Shore confining unit is a sequence of Pleistocene-aged clay and silt deposits that are locally present along the northern shore of Nassau County. The unit consists of marine and postglacial lake deposits including olive brown and olive gray clay and silt deposits with minor lenses containing shells. The unit contains a minor sand unit that is moderately permeable. The presence of the North Shore confining unit in the Site area is questionable.

2.2.6 Upper Glacial Aquifer (UGA)

The UGA is the surficial unit on Long Island and is therefore entirely unconfined. Along the Harbor Hill and Ronkonkoma terminal moraines and parts of the north shore, the unit is composed of till consisting of poorly sorted clay, sand, gravel, and boulders. The till is generally poorly permeable and may contain perched water. The outwash deposits that are found are mainly between, and south of, the moraines. The outwash deposits are moderately to highly permeable, consisting of gray, brown, and yellow fine to very coarse sand and gravel. The UGA ranges up to 600 feet thick, however the saturated thickness is often much lower. The estimated average horizontal hydraulic conductivity generally exceeds 225 ft/day.

2.3 Site-Specific Geology and Hydrogeology

The site is located above the UGA which consists of Upper Pleistocene deposits of poorly sorted sand and gravel to approximately 80 feet bgs. Beneath the UGA lies the Magothy aquifer which is comprised of finer sands, silt and small amounts of clay. Previous investigations have indicated that the Magothy formation may sometimes be found at considerable shallower depths (60-80 ft bgs) within the area when compared to other portions of Long Island. Within the New Cassel Industrial Area, the UGA and Magothy formations are in direct hydraulic connection as no other hydrogeologic units are found between them; however, clay lenses are often found within the upper portions of the Magothy. The soil vapor intrusion investigation conducted onsite indicated that the water table is at 48 feet bgs and that groundwater flow is in a southwesterly direction.

Section 3
Site Investigation

3.1 Soil Vapor Intrusion Investigation

The following subsections describe the scope of work conducted for the soil vapor intrusion investigation that was conducted from March 3 through 31, 2008. The soil vapor intrusion investigation was conducted in accordance with the Final Work Plan dated June 2007. This task included soil vapor and groundwater sampling at each of the seven sites (Sites A, B, C, F, K, N, and V) containing five direct push locations, presented in Figures 3-1 - 3-7.

The investigation included:

- Determining depth to groundwater table.
- Collecting a total of 105 soil vapor samples from five direct push locations at each of the seven sites (Sites A, B, C, F, K, N, and V) from three depth intervals-8, 25, and 45 feet bgs-for VOC analysis.
- Collecting a total of 35 groundwater samples that are co-located adjacent to the soil vapor sample locations at the surface of the groundwater table from five direct push locations at each of the seven sites (Sites A, B, C, F, K, N, and V) for VOC analysis.

These samples were collected in accordance with the "*Final Guidance for Evaluating Soil Vapor Intrusion in the State of New York, dated October 2006*" and the "*Draft Division of Environmental Remediation (DER)-10 Technical Guidance for Site Investigation and Remediation, dated December 2002*".

3.1.1 Water Level Determination

Prior to soil vapor and groundwater sample collection, the water table level was determined in order to establish an appropriate location to install the soil vapor sampling ports. A monitoring well located near the 62 Kinkle Street property was opened to measure the depth to water using a water level meter. The depth to water was determined to be 48 feet bgs.

3.1.2 Soil Vapor Sample Collection

A total of 105 soil vapor samples were collected from five direct push locations at each of the seven sites (Sites A, B, C, F, K, N, and V) from three depth intervals (Figure 3-1). Direct push temporary soil vapor implants were advanced to 8, 25, and 3 feet above the water table (approximately 45 feet bgs) at each direct push location. Soil vapor boreholes were drilled using direct-push technology to drive steel rods equipped with a detachable steel drive point to the desired depth. The deep borehole was drilled first followed by the intermediate then shallow soil vapor implant. The three soil vapor ports were sampled simultaneously. The soil vapor sampling procedure is provided in the Generic QAPP and has been previously reviewed and approved by NYSDEC.

The tubing was connected to a vacuum/volume system which is a combined diaphragm pump and calibrated gauge system specifically designed for soil gas sampling. The tubing was fitted with a needle valve regulator which can easily be throttled to a flow rate of less than 100 milliliters (ml) per minute. Approximately three probe volumes (i.e. volume of sample probe and tubing) were purged at a flow rate less than 100 ml per minute. Purging for the 45-foot vapor locations yields a purging volume of 1,306.8 ml over a 13.06 minute time frame. Purging the 25-foot vapor locations yields a purging volume of 726 ml per minute over a 7.26 minute time frame. Purging the 8-foot vapor locations yields a purging volume of 232.32 ml over a 2.32 minute time frame. After purging the tubing, the soil gas was screened using the photoionization detector (PID) meter and recorded in the field log book. The vacuum/volume system was then disconnected and the end of the tubing was connected directly to the summa canister intake valve.

Samples were collected using laboratory-certified clean summa canisters with flow regulators set for 2-hour sample collection and a vacuum of approximately 28 inches mercury (Hg) ± 2 inches. A vacuum of approximately 5 inches Hg ± 1 inch was targeted to be present when sample collection was terminated. If the final vacuum pressure of 5 inches of Hg was reached prior to the set 2-hour sample collection period the sample's collection was considered complete per the lab's request. The initial and final pressures as well as the sample collection times were recorded on the chains of custody. Soil vapor sample parameters are presented in Table 3-1.

A tracer gas test was performed at one deep soil vapor port (45 feet bgs), one intermediate soil vapor port (25 feet bgs), and 40% of the shallow soil vapor ports (8 feet bgs) during the soil vapor investigation in accordance with the New York State Department of Health (NYSDOH) guidance for evaluating soil vapor intrusion. Tracer gas test procedures are outlined in Section 4.5.2 of the Generic QAPP. The flow rate during sampling did not exceed 100 ml per minute to minimize outdoor air infiltration during sampling. Outdoor ambient air samples were collected for each day of soil vapor sampling. The soil vapor samples were sent to an off-site laboratory for VOC analysis via United States Environmental Protection Agency (EPA) Method TO-15. All samples were analyzed by an Environmental Laboratory Approval Program (ELAP) certified laboratory (Chemtech). The analysis for air samples achieves detection limits of 1 microgram per meter cubed (µg/m3) in most samples except where dilution was necessary.

Upon completion of the sampling, sample tubing was cut to site grade and decommissioned with bentonite. Soil vapor points performed in paved or concrete areas were restored to original condition with concrete or cold patch, as appropriate.

Several issues arose during soil vapor sampling due to inappropriate vacuum pressurization and/or flow meter malfunction. At borehole 130043A-DP05-SD45, the duplicate canister's pressure decreased from -28.5 to -17.5 inches of Hg over a 45 minute period. Since the original sample's pressure decreased from -26.4 to -4 inches of Hg over the equivalent sampling period, both the original and duplicate canisters sample collection was completed. At borehole 130043C-DP01-SV08, the canister's

pressure decreased from >-30 to -7 inches of Hg over a 2 hour period. The set 2-hours sample collection time was reached, therefore the canister's collected period was completed. At borehole 130043F-DP04-SV08, the canister's pressure decreased from -28 to 0 over a 30 minute period, therefore the soil vapor port was re-sampled. At borehole 130043N-DP02-SV25, the canister's pressure decreased from >-30 to -6.5 over a 2 hour period. The set 2-hours sample collection time was reached, therefore the canister's collection period was completed. At borehole 130043V-DP02-SD45, the duplicate canister's pressure decreased from -29 to -11.5 over a 45 minute period. Since the original sample's pressure decreased from -28 to -3.5 inches of Hg over the equivalent sampling period, both the original and duplicate canister's sample collection was completed.

Based on the similar analytical results of the original and the duplicate soil vapor samples collected at different ending pressures confirms that the issues summarized above did not have an impact on the results.

3.1.3 Groundwater Sample Collection

A total of 35 groundwater samples were collected at the water table interface from a four foot interval (51 to 55 feet bgs) from five direct push locations at each of the seven sites (Sites A, B, C, F, K, N, and V), locations shown on Figure3 3-1 – 3-7. The boreholes were drilled using direct-push technology to drive steel rods equipped with a detachable steel drive point to the desired depth. The detailed groundwater sampling procedure is provided in the Generic QAPP. Groundwater sample parameters are provided in Table 3-2.

The groundwater samples were sent to an off-site laboratory for VOC analysis via EPA Method OLC03.2. All samples were analyzed by an ELAP certified laboratory (Chemtech). Prior to groundwater sample collection, water quality parameters were observed using a Horiba U-22 water quality meter and recorded into the field log book. The water quality parameters are presented on Table 3-3. The turbidity for all samples exceed 10 nephelometric turbidity unit (NTUs) (>500 – 1,000 NTUs). The increased turbidity of the groundwater samples would tend to increase contaminant levels of constituents that readily adsorb to suspended particulates (e.g. inorganics). However, since only VOCs were analyzed, the excess turbidity would not impact sample quality.

Upon completion of sampling, the boreholes were backfilled with indigenous soil and/or clean sand and marked with a stake/spray paint which has been labeled with the proper sample identification and are illustrated on the site map. Borings performed in paved or concrete areas were backfilled and refinished at the ground surface with concrete or cold patch.

3.1.4 Outdoor (Ambient) Air Sample Collection

Ambient air samples were collected each day of soil vapor sampling to represent the outdoor air quality surrounding each structure. The ambient air samples were collected using laboratory-certified clean summa canisters with flow regulators set for 2-hour sample collection and a vacuum of approximately 28 inches Hg ± 2 inches. A

vacuum of approximately 5 inches Hg ± 1 inch was targeted to be present when sample collection was terminated. If the final vacuum pressure of 5 inches of Hg was reached prior to the set 2-hour sample collection period the sample's collection was considered complete per the lab's request. The initial and final pressures as well as the sample collection times were recorded on the chains of custody. The outdoor ambient air parameters are presented in Table 3-1.

The ambient air samples were sent to an off-site laboratory for VOC analysis via EPA Method TO-15. All samples were analyzed by an ELAP certified laboratory (Chemtech). The analysis for air samples achieved detection limits of 1 µg/m^3 in most samples except where dilution was necessary.

One issue arose during the outdoor ambient air sampling due to inappropriate vacuum pressurization and/or flow meter malfunction At ambient air 130043F-AA collected on March 7, 2008, the canister's pressure decreased from -29.5 to -24 inches of Hg over a 2 hour period. Since the set 2-hour sample collection time was reached, the canister's collection period was considered complete.

3.1.5 Investigative Derived Waste

Soil cuttings and purge water were dispersed onto the ground near/into the designated deep borehole. No contamination or elevated PID readings were observed. PPE, consisting of nitrile gloves, was disposed of in a dumpster.

3.1.6 Decontamination

All non-dedicated equipment and tools used to collect samples for chemical analysis were decontaminated prior to and between each sample interval using an Alconox rinse. The spent decon fluids were dispersed onto the ground near/into the designated deep borehole.

3.1.7 Sample Location

Field measurements were collected from fixed locations (e.g. corner of the building, fence, etc.) via dead-reckoning. The approximate sample locations of sub-slab and indoor air are provided in Figures 3-1 – 3-7.

3.2 Sample Identification, Laboratory Analysis and Validation

Each sample collected was designated by an alphanumeric code that identified the type of sampling location, matrix sampled, and the specific sample designation (identifier). Site specific procedures are described in the QAPP.

All samples were analyzed by a NYSDOH approved ELAP certified laboratory (Chemtech). Air samples were analyzed for VOCs using EPA Method TO-15. The analysis for vapor samples achieved detection limits of 1 µg/m^3 for each compound unless dilution was necessary. Groundwater samples were analyzed for VOCs by EPA Method OLC03.2. A NYSDEC Analytical Services Protocol (ASP) Category B data deliverable is provided for these analyses.

All samples collected were validated in accordance with NYSDEC Data Usability Summary Report (DUSR) guidance by a party that is independent of the laboratory which performed the analyses and CDM. A usability analysis was conducted by a qualified data validator (Data Validation Services). Tables presenting the analytical results from the soil vapor intrusion investigation are provided in Appendix A.

All analytical data received from the laboratory were validated in accordance with DUSR requirements and no analytical data were rejected. As typical in vapor analysis, many samples required dilution increasing the overall detection limits. In summary, analyte detected values or reporting limits for non-detected compounds are either usable as reported or usable with minor qualification as estimated. Thus, project data quality objectives have been achieved.

3.3 Field Documentation and Reporting

Field notebooks were used during all on-site work. A dedicated field notebook was maintained by the field manager overseeing activities at the site. A copy of the field notebook for this investigation is provided in Appendix B. In addition to the notebook, field and sampling procedures, including installation of the sample boreholes, collection of soil vapor, sub-slab, indoor air, and outdoor air samples, etc., were photo-documented and included in Appendix C.

Section 4
Analytical Results

This section presents the analytical results for the soil vapor intrusion investigation conducted in March 2008. The soil vapor intrusion investigation indicated that several sources of chlorinated solvents exist throughout the seven sites located within the New Cassel Industrial Area.

4.1 Soil Vapor Results

Fifteen soil vapor samples were collected from five direct push locations at each of the seven sites to determine if VOC contamination in the subject area has resulted in the presence of soil vapor that may impact the quality of indoor air in surrounding structures. The results of the soil vapor investigation also assisted the identification of potential source areas at each site. Three vapor boreholes were co-located at each direct push location to collect three soil vapor samples, approximately 8 feet below site grade, 25 feet below site grade, and 3 feet above the water table interface, approximately 45 feet bgs.

An ambient air sample was collected each day soil vapor sampling was conducted and is labeled with an "AA" in accordance with the approved Work Plan. Ambient air and soil vapor sampling results are discussed in the sections below.

Volatile chlorinated and non-chlorinated detections of the soil vapor samples collected during the investigation are presented on Figures 4-1 through 4-7. Tables presenting the analytical results from the soil vapor intrusion investigation are provided in Appendix A. The 2006 NYSDOH Vapor Intrusion guidance indicates that the State of New York does not have any standards, criteria, or guidance values for the subsurface vapors. However, New York State air guideline values were compared to soil vapor levels to determine if exceedances exist. Table 4-1 presents the New York State guidance values. New York State guidelines for methylene chloride, Tetrachloroethene (PCE), and TCE are 60 $\mu g/m^3$, ,100 $\mu g/m^3$ and 5 $\mu g/m^3$, respectively.

4.1.1 Site A – 570 Main Street

The soil vapor concentrations for PCE ranged from 29.2 $\mu g/m^3$ to 224,000 micrograms per meters cubed ($\mu g/m^3$). The highest PCE concentration of 224,000 $\mu g/m^3$ was detected in the deep soil vapor sample collected from A-DP05 located in the northwest portion of Site A. The deep soil vapor sample collected from A-DP04, also located in the northwest area of the site, detected an elevated concentration of PCE at 198,000 $\mu g/m^3$. Soil vapor samples collected from A-DP01, A-DP03A, A-DP04, and A-DP05 exceeded New York State's guidance value for PCE.

Daughter products of PCE, TCE and *cis*-1,2-Dichloroethene (DCE) were also detected at elevated concentrations from soil vapor samples collected at A-DP05 and A-DP04. However the greatest concentrations of these compounds, 6,990 $\mu g/m^3$ of TCE and 5,550 $\mu g/m^3$ of *cis*-1,2-DCE, were detected downgradient at A-DP03A. Vinyl chloride,

the tertiary daughter product of TCE, was only detected at the deep soil vapor sample of A-DP03A at a concentration of 2.56 µg/m³. Soil vapor samples collected from all five direct push borings exceeded New York State's guidance value for TCE.

Trans-1,2-DCE was detected at elevated concentrations in soil vapor samples collected from A-DP03A and A-DP05. The soil vapor concentrations of *trans*-1,2-DCE were 4.36 µg/m³ and 43.6 µg/m³. The highest *trans*-1,2-DCE concentration of 43.6 µg/m³ was detected in the deep soil vapor sample collected from A-DP03A.

The soil vapor concentrations for 1,1,1-TCA ranged from 8.73 to 589 µg/m³. The highest 1,1,1-TCA concentration of 589 µg/m³ was detected in the deep soil vapor sample collected from A-DP04. The deep soil vapor sample collected from A-DP05 detected an elevated concentration of 1,1,1-TCA at 385 µg/m³. 1,1-Dichloroethane (DCA), a daughter product of 1,1,1-TCA, was detected at elevated concentrations in soil vapor samples collected from A-DP03A, A-DP04, and A-DP05. The deep soil vapor sample collected at A-DP03A detected the highest concentration of 1,1-DCA at 26.3 µg/m³.

Other compounds which were detected are chloroform and methylene chloride ranging from non-detect to 63.5 µg/m³ and non-detect to 4.86 µg/m³, respectively. The elevated chloroform concentration of 63.5 µg/m³ was detected at the deep soil vapor sample collected from A-DP03A.

A total of two ambient air samples were collected during soil vapor sampling at Site A. The ambient air samples were located direct push locations A-DP01 and A-DP04. Three compounds were detected in the ambient air samples collected. Carbon tetrachloride was detected in both A-DP01 and A-DP04 ambient air samples at concentrations of 0.44 and 0.5 µg/m³, respectively. PCE was detected at a concentration of 2.17 µg/m³ from the ambient air sample collected near A-DP04. Methylene chloride was detected at a concentration of 1.39 µg/m³ from the ambient air sample collected near A-DP01.

4.1.2 Site B - 567 Main Street

The soil vapor concentrations of PCE ranged from 11.5 µg/m³ to 12,200 µg/m³. The highest PCE concentration of 12,200 µg/m³ was detected in the deep soil vapor sample collected from B-DP05 located downgradient in the southern area of the site. Elevated concentrations of PCE were also detected in the shallow soil vapor sample collected from B-DP04 and the intermediate soil vapor sample collected from B-DP01. The direct push borehole B-DP04 is located in the northeast corner of the site and detected PCE at 1,560 µg/m³. Downgradient from B-DP04, direct push boring B-DP01 detected PCE at 2,710 µg/m³. Soil vapor samples collected from all five direct push borings exceeded New York State's guidance value for PCE.

Daughter products of PCE, TCE and *cis*-1,2-DCE, were also detected at elevated concentrations from soil vapor samples collected from B-DP01, B-DP04, and B-DP05. The highest TCE concentration of 21,000 µg/m³ was detected in the intermediate soil vapor sample collected from B-DP01. Soil vapor samples collected from B-DP04 and

B-DP05 also detected significant elevated concentrations of TCE. The shallow soil vapor sample collected at B-DP04 and deep soil vapor sample collected from B-DP05 detected TCE concentrations of 5,370 µg/m³ and 3,760 µg/m³, respectively. The highest concentration of *cis*-1,2-DCE of 396 µg/m³ was detected in the shallow soil vapor sample collected from B-DP04. The *cis*-1,2-DCE concentrations detected at B-DP01 and B-DP05 ranged from non-detect to 32.9 µg/m³ and non-detect to 15.9 µg/m³, respectively. *Trans*-1,2-DCE was also detected at the shallow soil vapor sample collected from B-DP04 at a concentration of 16.3 µg/m³. Soil vapor samples collected from all five direct push borings exceeded New York State's guidance value for TCE.

The soil vapor concentrations of 1,1,1-TCA ranged from non-detect to 600 µg/m³. The highest 1,1,1-TCA concentration of 600 µg/m³ was detected in the deep soil vapor sample collected from B-DP04. Elevated concentrations of 1,1,1-TCA were also detected in the deep soil vapor samples of B-DP02 and B-DP05. The direct push borehole DP02 is located in the northwest corner of the site and detected 1,1,1-TCA at 311 µg/m³. Downgradient of B-DP04, direct push boring B-DP05 detected 1,1,1-TCA at 344 µg/m³.

The biotic daughter product of 1,1,1-TCA, 1,1-DCA, was also detected at elevated concentrations at soil vapor samples collected from B-DP01, B-DP02, B-DP04, and B-DP05. The highest 1,1-DCA concentration of 68.8 µg/m³ was detected in the intermediate soil vapor sample of B-DP01. An abiotic daughter product of 1,1,1-TCA, 1,1-DCE, was detected in soil vapor samples collected from B-DP04 and B-DP02. The highest 1,1-DCE concentration of 6.74 µg/m³ was detected in the shallow soil vapor sample of B-DP04.

Other compounds which were detected are chloroform, carbon tetrachloride, and methylene chloride. The highest chloroform and carbon tetrachloride concentrations were detected in the intermediate soil vapor sample from B-DP02 at concentrations of 8.79 µg/m³ and 4.4 µg/m³, respectively. The highest concentration of methylene chloride of 26.1 µg/m³ was detected in the shallow soil vapor sample collected from B-DP03.

A total of two ambient air samples were collected during soil vapor sampling at Site B. Methylene chloride was the only compound detected from the ambient air collected near the B-DP02 location at a concentration of 3.13 µg/m³. Several compounds were detected in the ambient air sample collected near the B-DP04 location. The detections which exceeded 1 µg/m³ were 1,1,1-TCA at 1.09 µg/m³, carbon tetrachloride at 1.32 µg/m³, methylene chloride at 1.74 µg/m³, and PCE at a concentration of 1.36 µg/m³.

4.1.3 Site C – 125 State Street

The soil vapor concentrations of PCE ranged from non-detect to 13,600 µg/m³. The highest PCE concentration of 13,600 µg/m³ was detected in the shallow soil vapor sample collected from C-DP04, located in the southwestern area of Site C. Adjacent

borehole C-DP05 detected significant concentrations of PCE as well. The intermediate soil vapor sample collected from C-DP05 detected a PCE concentration of 3,930 µg/m³. Soil vapor samples collected from all five direct push borings exceeded New York State's guidance value for PCE.

Daughter products of PCE, TCE and *cis*-1,2-DCE, were also detected at elevated concentrations from soil vapor samples collected from C-DP04 and C-DP05. The highest TCE concentration of 64.5 µg/m³ was detected in the shallow soil vapor sampled from C-DP04. The highest *cis*-1,2-DCE concentration of 5.95 µg/m³ was also detected in the shallow soil vapor sample of C-DP04. Soil vapor samples collected from C-DP04 and C-DP05 exceeded New York State's guidance value for TCE.

The soil vapor concentrations of 1,1,1-TCA ranged from non-detect to 2,780 µg/m³. The highest 1,1,1-TCA concentration of 2,780 µg/m³ was detected in the shallow soil vapor sample of C-DP04. Adjacent borehole C-DP05 detected significant concentrations of 1,1,1-TCA as well. The intermediate soil vapor sample of C-DP05 detected a concentration of 1,1,1-TCA at 2,730 µg/m³.

Daughter products of 1,1,1-TCA were also detected at significant elevated concentrations from C-DP04 and C-DP05. The shallow soil vapor sample from C-DP04 detected 1,1-DCA and 1,1-DCE at a concentrations of 105 µg/m³ and 5.15 µg/m³, respectively. The intermediate soil vapor sample from C-DP05 detected concentrations of 1,1-DCA and 1,1-DCE at 328 µg/m³ and 6.74 µg/m³, respectively.

Other compounds which were detected are chloroform and methylene chloride. Chloroform was detected at C-DP04 and C-DP05 in concentrations ranging from non-detect to 7.33 µg/m³. Methylene chloride was detected at all five direct push soil vapor sampling locations in concentrations ranging from non-detect to 695 µg/m³. The significantly higher methylene chloride detections were present in the shallow and intermediate soil vapor samples collected from C-DP02, located in the southeastern area of Site C. The soil vapor samples collected from C-DP02 exceeded New York State's guidance value for methylene chloride.

A total of two ambient air samples were collected during soil vapor sampling at Site C. The ambient air samples were collected near direct push borings C-DP03 and C-DP05. Three compounds were detected from the ambient air samples collected. Methylene chloride was detected at both ambient air samples of concentrations ranging from 2.08 to 3.13 µg/m³. PCE was detected at a concentration of 0.68 µg/m³ in the ambient air sample collected at C-DP03. 1,2-DCE was detected at a concentration of 2.43 µg/m³ in the ambient air sample collected from C-DP05.

4.1.4 Site F - 68 Kinkel Street

The soil vapor concentration of PCE ranged from 2.03 to 1,080 µg/m³. The highest PCE concentration of 1,080 µg/m³ was detected in the deep soil vapor sample collected from F-DP04, located in the northeast corner of Site F. Soil vapor samples collected from all five direct push borings exceeded New York State's guidance value for PCE.

Soil vapor samples collected from F-DP04 detected the highest concentration of the three daughter products of PCE. The primary daughter product, TCE, was detected at a concentration of 145 µg/m³ from the deep soil vapor sample. The secondary daughter product, *cis*-1,2-DCE, was detected at a concentration of 6.74 from the intermediate soil vapor sample. The tertiary daughter product, vinyl chloride, was detected at a concentration of 13.3 µg/m³ from the intermediation soil vapor sample of F-DP04 as well. TCE was the only breakdown product of PCE detected from the soil vapor samples collected from the remaining four borings. Soil vapor samples collected from all five direct push borings exceeded New York State's guidance value for TCE.

The soil vapor concentration of 1,1,1-TCA ranged from non-detect to 28.4 µg/m³. The highest 1,1,1-TCA concentration of 28.4 µg/m³ was detected in the deep soil vapor samples of F-DP02 and F-DP05, as well as the intermediate soil vapor sample of F-DP01. A daughter product of 1,1,1-TCA, 1,1-DCA, was detected in soil vapor samples collected from F-DP04 and F-DP05. The highest 1,1-DCA concentration of 23.5 µg/m³ was detected in the intermediate soil vapor sample collected from F-DP04.

Other compounds which were detected were carbon tetrachloride, chloroform, and methylene chloride. Carbon tetrachloride was detected in one soil vapor sample collected from the shallow soil vapor port of F-DP01 at a concentration of 0.5 µg/m³. Chloroform was detected in one soil vapor sample collected from the intermediate soil vapor port of F-DP03 at a concentration of 0.98 µg/m³. Methylene chloride was detected in soil vapor samples collected from all five boreholes in concentrations ranging from non-detect to 19.8 µg/m³. The highest methylene chloride concentration of 19.8 µg/m³ was detected in the deep soil vapor sample collected from F-DP01.

A total of two ambient air samples were collected during soil vapor sampling at Site F. Both ambient air samples detected several chlorinated volatile compounds. The ambient air samples were located near direct push locations F-DP02 and F-DP04. PCE was detected in both the ambient airs samples at concentrations ranging from 1.36 to 3.39 µg/m³. The daughter products of PCE were only detected in the ambient air sample collected near the F-DP04 location. TCE was detected at 0.86 µg/m³, *cis*-1,2-DCE was detected at 0.79 µg/m³, and vinyl chloride was detected at a concentration of 1.79 µg/m³. 1,1,1-TCA and 1,1-DCA were detected in the ambient air sample collected near the F-DP04 location at the concentrations of 5.46 µg/m³ and 2.83 µg/m³, respectively. Methylene chloride was detected in both ambient air samples at concentrations of 2.78 and 6.95 µg/m³. Carbon tetrachloride was only detected in the ambient air sample collected near F-DP02 at a concentration of 0.44 µg/m³.

4.1.5 Site K - 62 Kinkel Street

The soil vapor concentration of PCE ranged from 21 to 746 µg/m³. The highest PCE concentration of 746 µg/m³ was detected in the deep soil vapor sample collected from K-DP05, located in the southeast corner of Site K. PCE along with its daughter products TCE and *cis*-1,2-DCE were detected in soil vapor samples collected from all five direct push borings. The soil vapor concentration of TCE ranged from 5.91 to 537

µg/m³. The highest TCE concentration of 537 µg/m³ was detected in the intermediate soil vapor sample of K-DP03, located downgradient of K-DP05 in the southwest corner of Site K. The soil vapor concentration of *cis*-1,2-DCE ranged from non-detect to 39.3 µg/m³. The highest *cis*-1,2-DCE concentration of 39.3 µg/m³ was detected in the deep soil vapor sample of K-DP04, located downgradient of K-DP05 in the southern area of Site K. Soil vapor samples collected from all five direct push borings exceeded New York State's guidance values for PCE and TCE.

The soil vapor concentration of 1,1,1-TCA ranged from non-detect to 147 µg/m³. The highest 1,1,1-TCA concentration was detected in the deep soil vapor sample collected from K-DP05. The deep soil vapor sample collected from K-DP04, downgradient of K-DP05, detected 1,1,1-TCA at a concentration of 104 µg/m³. The soil vapor concentration of 1,1-DCA, a daughter product of 1,1,1-TCA, ranged from non-detect to 312 µg/m³. The highest 1,1,-DCA concentration of 312 µg/m³ was detected in the deep soil vapor of K-DP05.

Other compounds that were detected are chloroform and methylene chloride. Chloroform was detected in the deep soil vapor samples collected from K-DP03 and K-DP04 at concentrations of 6.35 µg/m³ and 12.2 µg/m³, respectively. The soil vapor concentration of methylene chloride ranged from non-detect to 18.1 µg/m³, with the highest concentration detected in the shallow soil vapor sample collected from K-DP05.

A total of two ambient air samples were collected during soil vapor sampling at Site K. Both ambient air samples detected several chlorinated volatile compounds. The ambient air samples were located near direct push locations K-DP03 and K-DP05. PCE, at a concentration of 0.68 µg/m³, was detected in the ambient air sample collected near K-DP03. 1,1-DCA and vinyl chloride were detected in the ambient air sample collected near K-DP05 at concentrations of 0.4 and 0.77 µg/m³, respectively. Carbon tetrachloride and methylene chloride were detected in both K-DP03 and K-DP05 ambient air samples at concentrations of 0.5 µg/m³ and 1.04, and 0.57 µg/m³ and 1.39, respectively.

4.1.6 Site N – 750 Summa Avenue

The soil vapor concentration of PCE ranged from non-detect to 5,500 µg/m³. The highest PCE concentration of 5,500 µg/m³ was detected in the deep soil vapor sample collected from N-DP05, located in the southeast portion of Site N. PCE and its daughter product TCE were detected in soil vapor samples collected from N-DP02, N-DP03, N-DP04, and N-DP05. The soil vapor concentration of TCE ranged from non-detect to 127 µg/m³. The highest TCE concentration of 127 µg/m³ was detected in both the shallow and intermediate soil vapor samples collected from N-DP05. Soil vapor samples collected from all five direct push borings exceeded New York State's guidance values for PCE and TCE.

The soil vapor concentration of 1,1,1-TCA ranged from non-detect to 3,820 µg/m³. The highest 1,1,1-TCA concentration of 3,820 µg/m³ was detected in the deep soil

vapor sample collected from N-DP02, located in the southwestern portion of Site N. The 1,1-DCE, an abiotic daughter product of 1,1,1-TCA, soil vapor concentrations ranged from non-detect to 25.4 µg/m³. The highest 1,1-DCE concentration of 25.4 µg/m³ was detected in the deep soil vapor sample of N-DP02. The 1,1-DCA, a biotic daughter product of 1,1,-TCA, soil vapor concentrations ranged from non-detect to 34.8 µg/m³. The highest 1,1-DCA concentration of 34.8 µg/m³ was detected in the intermediate soil sample collected from N-DP03, also located in southwestern portion of Site N.

Other compounds detected are carbon tetrachloride and methylene chloride. Carbon tetrachloride was detected in the shallow soil vapor sample of N-DP02 at a concentration of 0.44 µg/m³. Methylene chloride was detected in soil vapor samples collected from all five direct push borings. The soil vapor concentration of methylene chloride ranged from non-detect to 24.7 µg/m³, with the highest concentration in the shallow soil vapor sample from N-DP04.

A total of two ambient air samples were collected during soil vapor sampling at Site N. The ambient air sample collected near the N-DP02 location did not detect any elevated concentrations of chlorinated and non-chlorinated compounds. The ambient air sample collected near N-DP05 detected carbon tetrachloride and methylene chloride at concentrations of 0.38 µg/m³ and 16.7 µg/m³, respectively.

4.1.7 Site V – 29 New York Avenue

The soil vapor concentration of PCE ranged from 10.8 to 5,760 µg/m³. The highest PCE concentration of 5,760 µg/m³ was detected in the intermediate soil vapor sample collected from V-DP05, located in the southern portion of Site V. Both PCE and TCE, PCE's primary daughter product, were detected in soil vapor samples collected from all five direct push borings. The soil vapor concentration of TCE ranged from non-detect to 3,920, with the highest concentration also present in the intermediate soil vapor sample collected from V-DP05. Soil vapor samples collected from V-DP04 and V-DP05 exceeded New York State's guidance value for PCE. Soil vapor samples collected from all five direct push borings exceeded New York State's guidance value for TCE

The secondary daughter product of PCE, *cis*-1,2-DCE, was detected in direct push locations V-DP03, V-DP04, and V-DP05 all located in the southern portion of Site V. The soil vapor concentration of *cis*-1,2-DCE ranged from non-detect to 1,670, the highest concentration also present in the intermediate soil vapor sample from V-DP05. *Trans*-1,2-DCE was detected in the shallow and intermediate soil vapor samples collected from V-DP04 at concentrations of 4.36 µg/m³ and 5.55 µg/m³, respectively.

1,1,1-TCA and its daughter products, 1,1-DCA and 1,1-DCE, were detected at elevated concentrations in soil vapor samples collected from all five direct push borings. The soil vapor concentration of 1,1,1-TCA ranged from non-detect to 147,000 µg/m³. The highest 1,1,1-TCA concentration of 147,000 µg/m³ was detected in the intermediate soil vapor sample collected from V-DP05. The intermediate soil vapor sample

collected from V-DP04, adjacent to V-DP05, detected a 1,1,1-TCA concentration of 98,200 µg/m³. Soil vapor concentrations of 1,1-DCA ranged from non-detect to 72,900 µg/m³. Soil vapor concentrations of 1,1-DCE ranged from non-detect to 1,630 µg/m³. The highest concentrations of 1,1-DCA and 1,1-DCE were detected in the intermediate soil vapor sample collected from V-DP05.

Other compounds detected are chloroform and methylene chloride. Chloroform was detected in all three soil vapor samples collected from V-DP05 at concentrations ranging from 6.35 µg/m³ to 430 µg/m³. The highest chloroform concentration of 430 µg/m³ was detected in the intermediate soil vapor sample from V-DP05. Methylene chloride was detected in soil vapor samples collected from all five direct push borings. The soil vapor concentration of methylene chloride ranged from non-detect to 188 µg/m³, with the highest concentration in the intermediate soil vapor sample from V-DP05. The soil vapor sample collected from V-DP05 exceeded New York State's guidance value for methylene chloride.

One ambient air sample was collected during soil vapor sampling at Site V. The ambient air sample was located near the V-DP05 direct push location. The ambient air sample detected three chlorinated compounds. PCE was detected at 29.8 µg/m³, carbon tetrachloride was detected at 0.5 µg/m³, and methylene chloride was detected at a concentration of 2.43 µg/m³.

4.2 Groundwater Investigation

A total of five groundwater samples were collected from five direct push locations at each of the seven sites to assist in identifying the potential source area(s). Groundwater samples were collected at co-located boreholes from a four foot interval, ranging from 51 to 55 feet bgs, located at the water table interface.

Rinsate blank and trip blank samples were collected each day direct push groundwater sampling was conducted and are labeled with an "FB" and "TB" in accordance with the approved Work Plan. The analytical results of the rinsate and trip blank samples showed no detections. Tables presenting the analytical results from the groundwater investigation are provided in Appendix A.

Volatile chlorinated and non-chlorinated detections of the groundwater samples collected during the investigation are presented on Figures 4-8 through 4-14. Site-specific groundwater criteria is based on the New York State Standards and Guidance Values for Class GA Groundwater, NYDSOH Drinking Water Quality Standards, and the National Primary Drinking Water Standards, presented in Table 4-2.

4.2.1 Site A - 570 Main Street

Three compounds were detected above site-specific groundwater delineation criteria from two of the five groundwater samples collected from Site A. PCE and TCE were detected at elevated concentrations from the groundwater sample collected at A-DP04, which is located in the northwest portion of the site. The concentrations of PCE and TCE were 6.9 µg/L and 7.3 µg/L, respectively. The third compound detected,

chloroform, was present in the downgradient groundwater sample collected from A-DP03A at a concentration of 9 µg/L.

4.2.2 Site B - 567 Main Street

Three compounds were detected above site-specific groundwater delineation criteria from three of the five groundwater samples collected from Site B. The groundwater concentrations of PCE ranged from 5.1 to 7.1 µg/L. The highest PCE concentration of 7.1 µg/L was detected in the groundwater sample collected from B-DP04, located in the northeastern corner of the site. 1,1,1-TCA was also detected at B-DP04 with a concentration of 19 µg/L. The third compound, TCE, was detected in the groundwater sample collected downgradient from B-DP05 at a concentration of 31 µg/L.

4.2.3 Site C - 125 State Street

No compounds were detected above site-specific groundwater delineation criteria from the five groundwater samples collected from Site C.

4.2.4 Site F - 68 Kinkel Street

Four compounds were detected above site-specific groundwater delineation criteria from two of the five groundwater samples collected from Site F. PCE was detected in groundwater samples collected from F-DP03 and F-DP05 at concentrations of 9.1 µg/L and 53 µg/L, respectively. The groundwater sample collected from DP05 also detected TCE at a 47 µg/L, *cis*-1,2-DCE at 32 µg/L, and Methyl-tert-Butyl Ether (MTBE) at a concentration of 110 µg/L. Both F-DP03 and F-DP05 are located along the northern perimeter of the site.

4.2.5 Site K - 62 Kinkel Street

No compounds were detected above site-specific groundwater delineation criteria from the five groundwater samples collected from Site K.

4.2.6 Site N - 750 Summa Avenue

Two compounds were detected above site-specific groundwater delineation criteria from two of the five groundwater samples collected from Site N. PCE was detected at a concentration of 27 µg/L in the groundwater sample collected from N-DP05, located in the southeastern portion of Site N. 1,1,1-TCA was detected at a concentration of 14 µg/L in the groundwater sample collected from N-DP03, located in the southwestern portion of Site N.

4.2.7 Site V - 29 New York Avenue

Several compounds were detected above site-specific groundwater delineation criteria from all five of the groundwater samples colleted from Site V. 1,1,1-TCA and its biotic daughter product 1,1-DCA exceeded site-specific criteria in all five groundwater samples. The groundwater exceedance concentrations of 1,1,1-TCA ranged from 23 µg/L to 70 µg/L. The highest concentration of 70 µg/L was detected in the groundwater sample collected from V-DP04, located in the southern portion of Site V.

The groundwater exceedance concentrations of 1,1-DCA ranged from 25 µg/L to 45 µg/L. The highest concentration of 1,1-DCA was also detected in the groundwater sample collected from V-DP04. 1,1-DCE, an abiotic daughter product of 1,1,1-TCA, exceeded site-specific criteria in groundwater samples collected from V-DP01, V-DP02, V-DP03, and V-DP04. The groundwater exceedances of 1,1-DCE ranged from 10 µg/L to 53 µg/L. The highest 1,1-DCE concentration of 53 µg/L was detected in the groundwater sample collected from V-DP02, located upgradient in the northeast corner of the site.

PCE concentrations exceeded site-specific criteria in one groundwater sample collected from V-DP02, with a concentration of 7.3 µg/L. TCE, the primary daughter product of PCE, exceeded site-specific criteria in groundwater samples collected from V-DP01, V-DP02, and V-DP03. The groundwater exceedance concentrations ranged from 9.8 µg/L to 38 µg/L, with the highest concentration from V-DP02. *Cis*-1,2-DCE, the secondary daughter product of PCE, exceeded site-specific criteria in the groundwater sample collected downgradient from V-DP03 with a concentration of 12 µg/L.

Section 5
Conclusions and Recommendations

This section presents the conclusions and recommendations which are based upon the analytical results for both the soil vapor and groundwater sampling conducted as part of the soil vapor intrusion investigation.

5.1 Conclusions

5.1.1 Site A – 570 Main Street

The soil vapor samples located in the northwest corner of Site A contained significantly higher levels of PCE and 1,1,1-TCA then soil vapor samples collected along the northeast and southern corners of the site. The downgradient location, located in the southern corner of Site A, contained significantly higher levels of PCE and 1,1,1-TCA degradation products such as TCE, *cis*-1,2-DCE, vinyl chloride, 1,1-DCA, and 1,1-DCE. The soil vapor samples collected upgradient, along the northeast corner of the site, contained significantly lower concentrations of chlorinated solvents. Since groundwater flows in a southwesterly direction it is assumed the plume is migrating similarly suggesting the source is from the northwest corner of Site A. Based on results from the soil vapor intrusion investigation at Site A, further investigation is required to minimize potential exposures associated with vapor intrusion

The groundwater samples collected in the northwest corner of Site A detected elevated concentrations of PCE and TCE. Based on the results from the groundwater investigation at Site A, the potential source area is reconfirmed to be located in the northwest corner of the site.

5.1.2 Site B – 567 Main Street

The shallow soil vapor sample collected from the northeast corner of the onsite building detected elevated concentrations of PCE, *cis*-1,2-DCE, *trans*-1,2-DCE, 1,1,1-TCA, and 1,1-DCE. The highest PCE concentration was detected from the deep soil vapor sample collected from the southern portion of Site B. The highest 1,1,1-TCA concentration was detected from the deep soil vapor sample collected from the northeast corner. Since groundwater flows in a southwesterly direction it is assumed the plume is migrating similarly suggesting the 1,1,1-TCA and PCE source is from the northeast corner of Site B. A secondary potential PCE source is concluded to be located in the southern area of the site since the deep soil vapor sample collected in this area detected the highest concentration of PCE. Based on results from the soil vapor intrusion investigation at Site B, further investigation is required to minimize potential exposures associated with vapor intrusion.

The groundwater sample collected from the northern area of Site N detected elevated concentrations of PCE and TCE. The groundwater sample collected from the southern area of the site also detected elevated levels of PCE and TCE. 1,1,1-TCA was detected at higher a concentration from the groundwater sample collected from the

northeastern area of Site N. Based on the results from the groundwater investigation at the site, the potential locations of two onsite sources have been reconfirmed.

5.1.3 Site C – 125 State Street

The soil vapor samples located in the southwest area of Site C contained significantly higher concentrations of PCE and 1,1,1-TCA, as well as the degradation products, than soil vapor samples collected in the northwest corner and southeast area of the site. The soil vapor sample located in the southeast portion of the site, C-DP02, contained significantly higher concentrations of methylene chloride than soil vapor samples collected from the southwest and northeast areas of the site. Since the upgradient location, near the northwest corner of the site, contained significantly lower concentrations of VOCs the potential source is suggested as being located in the southwest area of the site. Based on results from the soil vapor intrusion investigation at Site C, further investigation is required to minimize potential exposures associated with vapor intrusion.

The groundwater samples collected onsite did not detect elevated concentrations of chlorinated solvents. The absence of onsite groundwater contamination suggests the potential source being located in the vadose zone within the northwest area.

5.1.4 Site F – 68 Kinkel Street

The soil vapor samples in close proximity to the northeast corner of Site F contained significantly higher concentrations of PCE and 1,1,1-TCA, as well as the degradation products, then soil vapor samples collected in the north and northwest areas of the site. Since groundwater flows in a southwesterly direction it is assumed the plume is migrating similarly suggesting the source is from the northeast corner. This assumption is further confirmed by the elevated concentrations of PCE and 1,1,1-TCA in soil vapor samples collected downgradient. Based on results from the soil vapor intrusion investigation at Site F, further investigation is required to minimize potential exposures associated with vapor intrusion.

The groundwater sample collected from the northeastern area of the site detected elevated concentrations of PCE, TCE, *cis*-1,2-DCE, and MTBE. Since this groundwater sample solely detected TCE, *cis*-1,2-DCE, and MTBE at elevated concentrations, the potential source is reconfirmed as being located in the northeastern area.

5.1.5 Site K – 62 Kinkel Street

The soil vapor sample located in the southeast area of Site K contained significantly higher concentrations of PCE and 1,1,1-TCA then soil vapor samples collected in the northwest and southwest areas of the site. Since groundwater flows in a southwesterly direction it is assumed the plume is migrating similarly suggesting the source is from the southeast corner. This assumption is further confirmed by the elevated concentrations of PCE and 1,1,1-TCA in soil vapor samples collected downgradient, in the southwestern area of the site. Based on results from the soil

vapor intrusion investigation at Site K, further investigation is required to minimize potential exposures associated with vapor intrusion.

The groundwater samples collected onsite did not detect elevated concentrations of chlorinated solvents. The absence of onsite groundwater contamination suggests the potential source being located in the vadose zone within the southeast area.

5.1.6 Site N – 750 Summa Avenue

The soil vapor samples collected from the southeastern area of Site N contained significantly higher concentrations of PCE and its degradation products then soil vapor samples collected from the northwest and southwest. Soil vapor samples collected from the southwestern area of Site N contained significantly higher concentrations of 1,1,1-TCE and its degradation products then soil vapor samples collected from the northwest and southeast. The upgradient location, in the northwest area of the site, contained significantly lower levels of VOCs. Since groundwater flows in a southwesterly direction it is assumed the plume is migrating similarly suggesting the two sources are from the southern area of the site. This assumption of two sources is further confirmed by the significant location difference between the concentrated levels of PCE and 1,1,1-TCA. Based on results from the soil vapor intrusion investigation at Site N, further investigation is required to minimize potential exposures associated with vapor intrusion.

The groundwater sample collected from the southeastern area of Site N detected elevated concentrations of PCE. The groundwater sample collected from the southwestern area of the site detected elevated levels of 1,1,1-TCA. Based on the results from the groundwater investigation at the site, the potential locations of two sources have been reconfirmed.

5.1.7 Site V – 29 New York Avenue

The soil vapor samples collected from the southern area of Site V contained significantly higher concentrations of methylene chloride, PCE and 1,1,1-TCA, as well as the degradation products, then soil vapor samples collected from the northeastern area of the site. The upgradient locations, in the northeast area of the site, contained significantly lower concentrations of VOCs. Since groundwater flows in a southwesterly direction it is assumed the plume is migrating similarly suggesting the source area is from the southern area of the site. Based on results from the soil vapor intrusion investigation at Site V, further investigation is required to minimize potential exposures associated with vapor intrusion.

The groundwater samples collected from the southern area of the site contained significantly higher concentrations of 1,1,1-TCA and its degradation products. The groundwater sample collected from the northeastern area of the site detected significantly higher concentrations of PCE and its degradation products. Based on the results of the groundwater investigation on site, the PCE source is suggested to be in

the northeastern area and the 1,1,1-TCA source is suggested to be in the southern area of the site.

5.2 Recommendations

5.2.1 Site A - 570 Main Street

Since significant concentrations of PCE and 1,1,1-TCA are present in soil vapor and groundwater samples collected in the northwest corner of Site A, it is recommended that sub-slab and indoor air samples be collected from the onsite building to further delineate the potential exposures associated with soil vapor intrusion. Another recommendation is to mitigate the potential source area of the groundwater plume located onsite.

5.2.2 Site B - 567 Main Street

The presence of concentrated levels of 1,1,1-TCA in the northwest corner and PCE in both the northwest and southern area of the site suggest two potential source areas. Since significant concentrations of PCE and 1,1,1-TCA are present in soil vapor and groundwater samples collected from these two areas of Site B, it is recommended that sub-slab and indoor air samples be collected from the onsite building to further delineate the potential exposures associated with soil vapor intrusion. It is also recommended that the potential source areas of the groundwater plume located onsite be mitigated.

5.2.3 Site C - 125 State Street

Since significant concentrations of PCE and 1,1,1-TCA are present in the soil vapor collected in the southwest area of Site C, it is recommended that sub-slab and indoor air samples from the onsite building be collected to further delineate the potential exposures associated with soil vapor intrusion. It is also recommended that the potential source area of the vadose zone located onsite be mitigated.

5.2.4 Site F - 68 Kinkel Street

Since significant concentrations of PCE and 1,1,1-TCA are present in the soil vapor and groundwater samples collected from the northeast area of Site F, it is recommended that sub-slab and indoor air samples from the onsite building be collected to further delineate the potential exposures associated with soil vapor intrusion. It is also recommended that the potential source area of the groundwater plume located onsite be mitigated.

5.2.5 Site K - 62 Kinkel Street

Since significant concentrations of PCE and 1,1,1-TCA are present in the soil vapor collected in the southeast area of Site K, it is recommended that sub-slab and indoor air samples be collected from the onsite building to further delineate the potential exposures associated with soil vapor intrusion. Mitigation of the potential source area of the vadose zone located onsite is also recommended.

5.2.6 Site N - 750 Summa Avenue

The presence of concentrated levels of 1,1,1-TCA in the southwestern area and PCE in the southeastern area of the site suggest two potential source areas. Since significant concentrations of PCE and 1,1,1-TCA are present in soil vapor and groundwater samples collected from these two areas of Site N, it is recommended that sub-slab and indoor air samples be collected from the onsite building to further delineate the potential exposures associated with soil vapor intrusion. Mitigation of the potential source areas of the groundwater plume located onsite is also recommended.

5.2.7 Site V - 29 New York Avenue

The presence of concentrated levels of 1,1,1-TCA in the southern area of the site and PCE in the northeastern area of the site suggest two potential source areas. Since significant concentrations of PCE and 1,1,1-TCA are present in soil vapor and groundwater samples collected from these two areas of Site V, it is recommended to that sub-slab and indoor air samples be collected from the onsite building to further delineate the potential exposures associated with soil vapor intrusion. It is also recommended that the potential source areas of the groundwater plume located onsite be mitigated.

5.2.8 Additional Recommendation

CDM recommends collection of soil vapor and groundwater samples throughout the New Cassel Industrial Site after each of the seven sites have been mitigated to ensure all soil vapor and groundwater contamination sources have been identified and properly mitigated.

Tables

Table 3-1
Soil Vapor Sample Parameters
New Cassel Industrial Area
North Hempstead, New York

Sample I.D.	Sample Location	Depth of Sample (feet bgs)	Date	Time Started	Initial Pressure (inches Hg)	Time Collected	Final Pressure (inches Hg)	Purge VOC (ppm)	Notes
Site A									
130043A-AA	DP04	N/A	3/13/2008	805	-27.5	943	-5	N/A	Ambient Air
130043A-AA	DP01	N/A	3/14/2008	730	-29.5	905	-5	N/A	Ambient Air
130043A-DP01-SV08	DP01	8	3/14/2008	725	-29.5	900	-4.5	0.2	
130043A-DP01-SV25	DP01	25	3/14/2008	721	>-30	903	-4	0	
130043A-DP01-SV45	DP01	45	3/14/2008	728	-30	921	-4.5	1.1	
130043A-DP02-SV08	DP02	8	3/14/2008	749	-29	936	-5	0.2	
130043A-DP02-SV25	DP02	25	3/14/2008	745	-29.5	925	-4.5	0.4	
130043A-DP02-SV45	DP02	45	3/14/2008	752	-30	923	-4	1.4	
130043A-DP03A-SV08	DP03	8	3/14/2008	822	-29.5	1006	-5	1.6	
130043A-DP03A-SV25	DP03	25	3/14/2008	852	-29.5	1022	-5	2.7	
130043A-DP03A-SV45	DP03	45	3/14/2008	824	>-30	1024	-5.5	3	
130043A-DP04-SV08	DP04	8	3/13/2008	940	-26.5	1105	-4.5	1.4	
130043A-DP04-SV25	DP04	25	3/13/2008	752	>-30	958	-5.5	50.2	
130043A-DP04-SV45	DP04	45	3/13/2008	808	>-30	927	-5	56.2	
130043A-DP05-SV08	DP05	8	3/13/2008	734	>-30	934	-5	0.8	
130043A-DP05-SV25	DP05	25	3/13/2008	724	-28.5	907	-5	16.8	
130043A-DP05-SV45	DP05	45	3/13/2008	730	-26.5	811	-4	50.3	
130043A-DP05-SD45	DP05	45	3/13/2008	730	-28.5	811	-17.5	50.3	Duplicate of 130043A-DP05-SV45
Site B									
130043B-AA	DP02	N/A	3/11/2008	8:45	-30	1027	-4.5	N/A	Ambient Air
130043B-AA	DP04	N/A	3/12/2008	731	-27.5	855	-4.5	N/A	Ambient Air
130043B-DP01-SV08	DP01	8	3/11/2008	7:49	>-30	9:45	-4.5	1.2	
130043B-DP01-SV25	DP01	25	3/11/2008	7:38	-28.5	9:05	-4.5	9.6	
130043B-DP01-SV45	DP01	45	3/11/2008	7:45	-29.5	9:25	-5	5.8	
130043B-DP02-SV08	DP02	8	3/11/2008	8:43	-27.5	10:34	-4	0.5	
130043B-DP02-SV25	DP02	25	3/11/2008	8:33	-29.5	10:12	-5	0.8	
130043B-DP02-SD25	DP02	25	3/11/2008	8:33	-29	10:12	-5.5	0.8	Duplicate of 130043B-DP02-SV25
130043B-DP02-SV45	DP02	45	3/11/2008	8:39	-27.5	1008	-4	1.1	
130043B-DP03-SV08	DP03	8	3/11/2008	10:25	-30	12:20	-5	1.6	
130043B-DP03-SV25	DP03	25	3/11/2008	10:18	-28.5	11:38	-1.8	0.9	
130043B-DP03-SV45	DP03	45	3/11/2008	10:21	-30	12:00	-4.5	0.6	

Table 3-1
Soil Vapor Sample Parameters
New Cassel Industrial Area
North Hempstead, New York

Sample I.D.	Sample Location	Depth of Sample (feet bgs)	Date	Time Started	Initial Pressure (inches Hg)	Time Collected	Final Pressure (inches Hg)	Purge VOC (ppm)	Notes
Site B									
130043B-DP04-SV08	DP04	8	3/12/2008	723	-30	808	-4.5	2.3	
130043B-DP04-SV25	DP04	25	3/12/2008	732	-29	900	-4.5	3.2	
130043B-DP04-SV45	DP04	45	3/12/2008	729	-29.5	913	-5	2.6	
130043B-DP05-SV08	DP05	8	3/11/2008	719	-29.5	848	-4	1.4	
130043B-DP05-SV25	DP05	25	3/11/2008	707	-28	828	-4.5	4	
130043B-DP05-SV45	DP05	45	3/11/2008	712	>-30	855	-4	7.1	
Site C									
130043C-AA	DP05	N/A	3/20/2008	824	-28.5	947	-5	N/A	Ambient Air
130043C-AA	DP03	N/A	3/21/2008	1055	-27.5	1140	-4	N/A	Ambient Air
130043C-DP01-SV08	DP01	8	3/21/2008	1354	>-30	1554	-7	0.6	
130043C-DP01-SV25	DP01	25	3/21/2008	1350	-30	1527	-5	0.5	
130043C-DP01-SV45	DP01	45	3/21/2008	1356	>-30	1525	-5	0.6	
130043C-DP02-SV08	DP02	8	3/21/2008	1208	>-30	1342	-5	0.6	
130043C-DP02-SV25	DP02	25	3/21/2008	1204	-30	1327	-5	0.7	
130043C-DP02-SV45	DP02	45	3/21/2008	1211	>-30	1411	-5	0.3	
130043C-DP03-SV08	DP03	8	3/21/2008	1058	-29	1241	-4.5	0.8	
130043C-DP03-SV25	DP03	25	3/21/2008	1054	-30	1254	-5.5	0.6	
130043C-DP03-SV45	DP03	45	3/21/2008	1101	>-30	1244	-4.5	1.1	
130043C-DP04-SV08	DP04	8	3/20/2008	843	>-30	1026	-4	2.9	
130043C-DP04-SD08	DP04	8	3/20/2008	845	-29.5	1025	-5	2.9	Duplicate of 130043C-DP04-SV08
130043C-DP04-SV25	DP04	25	3/20/2008	840	-29.5	1030	-4.5	1.9	
130043C-DP04-SV45	DP05	45	3/20/2008	849	-30	1042	-5	1.7	
130043C-DP05-SV08	DP05	8	3/20/2008	818	>-30	928	-4	3.5	
130043C-DP05-SV25	DP05	25	3/20/2008	813	-29.5	1000	-5	2.8	
130043C-DP05-SV45	DP05	45	3/20/2008	821	-27.5	945	-4	3.3	
Site F									
130043F-AA	DP02	N/A	3/4/2008	810	-25.5	955	-3.5	N/A	Ambient Air
130043F-AA	DP04/DP05	N/A	3/7/2008	827	-29.5	1028	-24	N/A	Ambient Air
130043F-DP01-SV08	DP01	8	3/4/2008	912	-28	1041	-2	1	
130043F-DP01-SV25	DP01	25	3/4/2008	901	-30	1035	-3.5	**	
130043F-DP01-SV45	DP01	45	3/4/2008	905	-24	1032	-4	**	

Table 3-1
Soil Vapor Sample Parameters
New Cassel Industrial Area
North Hempstead, New York

Sample I.D.	Sample Location	Depth of Sample (feet bgs)	Date	Time Started	Initial Pressure (inches Hg)	Time Collected	Final Pressure (inches Hg)	Purge VOC (ppm)	Notes
Site F									
130043F-DP02-SV08	DP02	8	3/4/2008	805	-29	951	-3.5	1.3	
130043F-DP02-SV25	DP02	25	3/4/2008	802	-29.5	947	-3.5	0	
130043F-DP02-SV45	DP02	45	3/4/2008	800	-27	843	-3.5	**	
130043F-DP03-SV08	DP03	8	3/7/2008	846	-26.5	938	-9.5	1.2	Duplicate of 130043F-DP03-SV08
130043F-DP03-SD08	DP03	8	3/7/2008	737	-28.5	817	-0.5	1.2	
130043F-DP03-SV25	DP03	25	3/7/2008	730	-28.5	910	-4.5	0.2	
130043F-DP03-SV45	DP03	45	3/7/2008	735	-29.5	920	-4.5	0.2	
130043F-DP04-SV08	DP04	8	3/7/2008	854	-30	1021	-4.5	0.1	^Port was resampled
130043F-DP04-SV08	DP04	8	3/7/2008	854	-30	1021	-4.5	0.1	
130043F-DP04-SV25	DP04	25	3/7/2008	752	-28.5	922	-4	0.2	
130043F-DP04-SV45	DP04	45	3/7/2008	758	-29.5	931	-4.5	0.5	
130043F-DP05-SV08	DP05	8	3/7/2008	818	>-30	1018	-5	0.1	
130043F-DP05-SV25	DP05	25	3/7/2008	812	-30	947	-5	0	
130043F-DP05-SV45	DP05	45	3/7/2008	815	-27.5	925	-4	0.2	
Site K									
130043K-AA	DP03	N/A	3/5/2008	1140	-29.5	1340	-5	N/A	Ambient Air
130043K-AA	DP05	N/A	3/6/2008	835	-27	937	-1.5	N/A	Ambient Air
130043K-DP01-SV08	DP01	8	3/4/2008	1030	-27.5	1200	-3	0.4	
130043K-DP01-SD08	DP01	8	3/4/2008	1030	-27.5	1202	-3.5	**	Duplicate of 130043K-DP01-SV08
130043K-DP01-SV25	DP01	25	3/4/2008	1016	-27.5	1150	-3.5	**	
130043K-DP01-SV45	DP01	45	3/4/2008	1020	-29.5	1207	-4.5	**	
130043K-DP02-SV08	DP02	8	3/5/2008	910	-29.5	1110	-4.5	0.2	
130043K-DP02-SV25	DP02	25	3/5/2008	855	>-30	1055	-5	0.2	
130043K-DP02-SV45	DP02	45	3/5/2008	902	-29	1102	-3.5	0.4	
130043K-DP03-SV08	DP03	8	3/5/2008	1135	-27.5	1335	-4	0	
130043K-DP03-SV25	DP03	25	3/5/2008	1127	-29	1327	-4	0	
130043K-DP03-SV45	DP03	45	3/5/2008	1130	-29.5	1315	-4	0	
130043K-DP04-SV08	DP04	8	3/6/2008	801	-30	931	-2.5	0.4	
130043K-DP04-SV25	DP04	25	3/6/2008	754	-26.5	933	-4	0.6	
130043K-DP04-SV45	DP04	45	3/6/2008	800	>-30	1000	-4	1	
130043K-DP05-SV08	DP05	8	3/6/2008	830	-26.5	1002	-3.5	0.7	

Table 3-1
Soil Vapor Sample Parameters
New Cassel Industrial Area
North Hempstead, New York

Sample I.D.	Sample Location	Depth of Sample (feet bgs)	Date	Time Started	Initial Pressure (inches Hg)	Time Collected	Final Pressure (inches Hg)	Purge VOC (ppm)	Notes
Site K									
130043K-DP05-SV25	DP05	25	3/6/2008	818	>-30	1005	-3.5	1.3	
130043K-DP05-SV45	DP05	45	3/6/2008	825	>-30	1025	-4.5	0.7	
Site N									
130043N-AA	DP05	N/A	3/24/2008	1215	-29	1400	-5	N/A	Ambient Air
130043N-AA	DP02	N/A	3/25/2008	1114	-29.5	1302	-5	N/A	Ambient Air
130043N-DP01-SV08	DP01	8	3/25/2008	1303	>-30	1434	-5	0.4	
130043N-DP01-SV25	DP01	25	3/25/2008	1259	-30	1432	-5	0.8	
130043N-DP01-SV45	DP01	45	3/25/2008	1305	-29.5	1430	-4.5	1.8	
130043N-DP02-SV08	DP02	8	3/25/2008	1124	-30	1210	-5	0.4	
130043N-DP02-SV25	DP02	25	3/25/2008	1120	>-30	1320	-6.5	0.8	
130043N-DP02-SV45	DP02	45	3/25/2008	1126	-29.5	1310	-5	0.7	
130043N-DP03-SV08	DP03	8	3/25/2008	754	-30	928	-5	1.6	
130043N-DP03-SV25	DP03	25	3/25/2008	749	>-30	923	-5	0.4	
130043N-DP03-SV45	DP03	45	3/25/2008	756	-30	941	-5	0.6	
130043N-DP04-SV08	DP04	8	3/25/2008	731	>-30	900	-5	1.1	
130043N-DP04-SV25	DP04	25	3/25/2008	727	-30	812	-3.5	0.8	
130043N-DP04-SV45	DP04	45	3/25/2008	734	-30	916	-5	0.5	
130043N-DP04-SD45	DP04	45	3/25/2008	734	-30	916	-5	0.5	Duplicate of 130043N-DP04-SV45
130043N-DP05-SV08	DP05	8	3/24/2008	1211	-29	1354	-5	0.8	
130043N-DP05-SV25	DP05	25	3/24/2008	1207	-30	1333	-5	1.3	
130043N-DP05-SV45	DP05	45	3/24/2008	1214	-27	1330	-5	1.2	
Site V									
130043V-AA	DP05	N/A	3/17/2008	1224	>-30	1403	-5	N/A	Ambient Air*
130043V-DP01-SV08	DP01	8	3/18/2008	1140	-30	1240	-5	0.4	
130043V-DP01-SV25	DP01	25	3/18/2008	1135	-30	1305	-5	0.4	
130043V-DP01-SV45	DP01	45	3/18/2008	1143	-29.5	1315	-5	0.5	
130043V-DP02-SV08	DP02	8	3/18/2008	806	-27	926	-5	0.1	
130043V-DP02-SV25	DP02	25	3/18/2008	759	-29	944	-4.5	0.5	
130043V-DP02-SV45	DP02	45	3/18/2008	801	-28	846	-3.5	0.4	
130043V-DP02-SD45	DP02	45	3/18/2008	801	-29	846	-11.5	0.4	Duplicate of 130043V-DP02-SV45
130043V-DP03-SV08	DP03	8	3/18/2008	740	>-30	940	-6	0.4	

Table 3-1
Soil Vapor Sample Parameters
New Cassel Industrial Area
North Hempstead, New York

Sample I.D.	Sample Location	Depth of Sample (feet bgs)	Date	Time Started	Initial Pressure (inches Hg)	Time Collected	Final Pressure (inches Hg)	Purge VOC (ppm)	Notes
Site V									
130043V-DP03-SV25	DP03	25	3/18/2008	738	>-30	936	-5	0.7	
130043V-DP03-SV45	DP03	45	3/18/2008	742	>-28	934	-5	0.4	
130043V-DP04-SV08	DP04	8	3/18/2008	722	-27.5	920	-5	0.8	
130043V-DP04-SV25	DP04	25	3/18/2008	718	>-30	838	-5	1.2	
130043V-DP04-SV45	DP04	45	3/18/2008	724	-5	918	-2	0.5	
130043V-DP05-SV08	DP05	8	3/17/2008	1221	-23	1341	-4.5	0.2	
130043V-DP05-SV25	DP05	25	3/17/2008	1222	-29	1347	-5	0.9	
130043V-DP05-SV45	DP05	45	3/17/2008	1215	-29.5	1400	-5	3.5	

Notes:
^ - The canister's pressure of the first soil vapor sampled collected at 130043F-DP04-SV08 decreased from -28 to 0 over a 30 minute period, therefore the soil vapor port was re-sampled.
* - Not enough canisters for AA at 3/18/08 air sampling site V
** - Purge VOC reading not recorded in Field Log Book or air canister's chains of custody

Acronyms:
bgs - below ground surface
Hg - mercury
I.D. - identification
MS/MSD - matrix spike/matrix spike duplicate
ppm - parts per million
VOC - volatile organic compound

Table 3-2
Direct Push Groundwater Sample Parameters
New Cassel Industrial Area
North Hempstead, New York

Sample I.D.	Sample Location	Depth of Sample	Date	Time	Notes
Site A					
130043A-DP01-GW55	DP01	55 feet bgs	3/13/2008	8:30	
130043A-DP02-GW55	DP02	55 feet bgs	3/13/2008	9:50	
130043A-DP03-GW55	DP03	55 feet bgs	3/12/2008	12:20	^Borehole in wrong location.
130043A-DP03A-GW55	DP03	55 feet bgs	3/13/2008	11:25	
130043A-DP04-GW55	DP04	55 feet bgs	3/12/2008	10:00	
130043A-DP05-GW55	DP05	55 feet bgs	3/12/2008	8:15	MS/MSD
130043A-DP06-GW55	DP04	55 feet bgs	3/12/2008	10:00	Duplicate of 130043A-DP04-GW55
Site B					
130043B-DP01-GW55	DP01	55 feet bgs	3/10/2008	9:40	
130043B-DP02-GW55	DP02	55 feet bgs	3/10/2008	12:20	
130043B-DP03-GW55	DP03	55 feet bgs	3/10/2008	13:20	
130043B-DP04-GW55	DP04	55 feet bgs	3/11/2008	9:20	
130043B-DP05-GW55	DP05	55 feet bgs	3/10/2008	8:35	MS/MSD
130043B-DP06-GW55	DP01	55 feet bgs	3/10/2008	9:40	Duplicate of 130043B-DP01-GW55
Site C					
130043C-DP01-GW55	DP01	55 feet bgs	3/21/2008	11:30	
130043C-DP02-GW55	DP02	55 feet bgs	3/21/2008	9:40	
130043C-DP03-GW55	DP03	55 feet bgs	3/21/2008	8:35	
130043C-DP04-GW55	DP04	55 feet bgs	3/19/2008	12:00	
130043C-DP05-GW55	DP05	55 feet bgs	3/19/2008	11:00	MS/MSD
130043C-DP06-GW55	DP04	55 feet bgs	3/19/2008	12:00	Duplicate of 130043C-DP04-GW55
Site F					
130043F-DP01-GW55	DP01	55 feet bgs	3/3/2008	11:20	
130043F-DP02-GW55	DP02	55 feet bgs	3/3/2008	8:35	
130043F-DP03-GW55	DP03	55 feet bgs	3/6/2008	12:10	
130043F-DP04-GW55	DP04	55 feet bgs	3/6/2008	8:50	MS/MSD
130043F-DP05-GW55	DP05	55 feet bgs	3/6/2008	10:25	
130043F-DP06-GW55	DP01	55 feet bgs	3/3/2008	11:25	Duplicate of 130043F-DP01-GW55

Table 3-2
Direct Push Groundwater Sample Parameters
New Cassel Industrial Area
North Hempstead, New York

Sample I.D.	Sample Location	Depth of Sample	Date	Time	Notes
Site K					
130043K-DP01-GW55	DP01	55 feet bgs	3/3/2008	13:20	
130043K-DP02-GW55	DP02	55 feet bgs	3/4/2008	9:20	MS/MSD
130043K-DP03-GW55	DP03	55 feet bgs	3/4/2008	12:20	
130043K-DP04-GW55	DP04	55 feet bgs	3/5/2008	11:50	
130043K-DP05-GW55	DP05	55 feet bgs	3/5/2008	10:30	
130043K-DP06-GW55	DP01	55 feet bgs	3/3/2008	13:25	Duplicate of 130043K-DP01-GW55
Site N					
130043N-DP01-GW55	DP01	55 feet bgs	3/25/2008	10:45	
130043N-DP02-GW55	DP02	55 feet bgs	3/25/2008	9:05	
130043N-DP03-GW55	DP03	55 feet bgs	3/24/2008	13:55	
130043N-DP04-GW55	DP04	55 feet bgs	3/24/2008	12:30	
130043N-DP05-GW55	DP05	55 feet bgs	3/24/2008	9:50	MS/MSD
130043N-DP06-GW55	DP04	55 feet bgs	3/24/2008	12:30	Duplicate of 130043N-DP04-GW55
Site V					
130043V-DP01-GW55	DP01	55 feet bgs	3/18/2008	8:55	
130043V-DP02-GW55	DP02	55 feet bgs	3/17/2008	14:30	
130043V-DP03-GW55	DP03	55 feet bgs	3/17/2008	11:50	
130043V-DP04-GW55	DP04	55 feet bgs	3/17/2008	10:35	
130043V-DP05-GW55	DP05	55 feet bgs	3/17/2008	9:10	MS/MSD
130043V-DP06-GW55	DP04	55 feet bgs	3/17/2008	10:35	Duplicate of 130043V-DP04-GW55

Notes:
^ - Borehole 130043A-DP03 was drilled and sampled in the wrong location, therefore an additional borehole (130043A-DP03) was drilled and sampled in the proper location.

Acronyms:
bgs - below ground surface
I.D. - identification
MS/MSD - matrix spike/matrix spike duplicate

Table 3-3
Direct Push Water Quality Parameters
New Cassel Industrial Area
North Hempstead, New York

Boring/Well I.D.	Depth	pH	Dissolved Oxygen (mg/L)	Turbidity (ntu)	Temperature (°C)	ORP (mV)	Conductivity (mS/cm)
Site A							
130043A-DP01	55	5.86	2.99	>1000	12.02	69	0.513
130043A-DP02	55	5.9	4.19	>1000	11.36	68	1.15
130043A-DP03	55	6.36	1.15	>1000	14.66	-15	0.587
130043A-DP03A	55	6.4	2.61	>1000	13.65	-23	0.229
130043A-DP04	55	6.28	0.47	>1000	11.44	2	0.429
130043A-DP05	55	5.96	3.80	>1000	11.27	69	0.66
Site B							
130043B-DP01	55	5.92	5.01	>1000	10.25	74	0.44
130043B-DP02	55	6	4.75	>1000	12.28	83	0.397
130043B-DP03	55	6.07	5.75	>1000	11.82	71	0.382
130043B-DP04	55	5.99	4.45	>1000	9.91	108	0.6
130043B-DP05	55	5.69	7.60	>1000	10.07	152	0.619
Site C							
130043C-DP01	55	5.89	6.49	>1000	13.19	94	0.282
130043C-DP02	55	5.77	5.75	>1000	14.10	73	0.088
130043C-DP03	55	5.77	3.78	>1000	11.94	95	0.094
130043C-DP04	55	5.58	4.34	>1000	12.40	136	0.084
130043C-DP05	55	6.2	4.33	>1000	12.68	62	0.156
Site F							
130043F-DP01	55	5.61	6.53	725	12.37	88	0.339
130043F-DP02	55	5.46	6.21	625	11.00	70	0.582
130043F-DP03	55	6.34	1.16	>1000	16.46	-8	0.425
130043F-DP04	55	6.26	7.61	>1000	11.58	82	0.324
130043F-DP05	55	6.52	0.49	>1000	12.84	-3	0.291

Table 3-3
Direct Push Water Quality Parameters
New Cassel Industrial Area
North Hempstead, New York

Boring/Well I.D.	Depth	pH	Dissolved Oxygen (mg/L)	Turbidity (ntu)	Temperature (°C)	ORP (mV)	Conductivity (mS/cm)
Site K							
130043K-DP01	55	5.82	7.83	6,228	12.84	83	0.304
130043K-DP02	55	6.06		>1000	14.89	31	0.302
130043K-DP03	55	5.57	9.11	>1000	15.20	157	0.299
130043K-DP04	55	6.04	7.81	>1000	13.76	105	0.212
130043K-DP05	55	5.86	8.34	>1000	14.08	114	0.125
Site N							
130043N-DP01	55	5.7	9.65	565	12.94	136	0.055
130043N-DP02	55	6.3	6.55	>1000	11.36	90	0.205
130043N-DP03	55	5.81	8.81	>1000	15.22	126	0.089
130043N-DP04	55	6.03	5.74	>1000	14.92	60	0.06
130043N-DP05	55	5.89	10.96	>1000	13.4	135	0.173
Site V							
130043V-DP01	55	5.53	5.91	>1000	12.88	127	0.89
130043V-DP02	55	5.99	7.21	>1000	15.48	94	0.993
130043V-DP03	55	6.35	7.50	>1000	15.51	63	0.841
130043V-DP04	55	5.95	7.76	>1000	16.25	91	0.176
130043V-DP05	55	5.65	8.37	>1000	14.02	128	0.125

Notes:
^ - Borehole 130043A-DP03 was drilled and sampled in the wrong location, therefore an additional borehole (130043A-DP03) was drilled and sampled in the

Acronyms:
°C - degrees Celsius
DP - direct push
I.D. - identification
mg/L - milligrams per Liter
mS/cm - milli-Siemens per centimeter
mV - millivolts
ntu - nephelometric turbidity unit

Table 4-1
NYSDOH Air Guidelines
New Cassel Industrial Area
North Hempstead, New York

Chemical	Air Guidance Value ($\mu g/m^3$)
methylene chloride (MeCl) (also referred to as dichloromethane)	60
polychlorinated biphenyls (PCBs)	1 *
tetrachlorodibenzo-p-dioxin equivalents (TCDD)	0.00001 *
tetrachloroethene (PCE)	100
trichloroethene (TCE)	5

Notes:
*The guideline is specific to indoor air
Acronyms:
$\mu g/m^3$ - micrograms per meters cubed
Reference:
Final Guidance for Evaluating Soil Vapor Intrusion in the State of New York. NYSDOH, October 2006.

Table 4-2
Site-Specific Groundwater Delineation Criteria
New Cassel Industrial Area
North Hempstead, New York

CAS No.	Chemical Name	Unit	National Primary Drinking Water Standards (1)		New York State Standards (S) and Guidance (G) Values for Class GA Groundwater (2)			NYSDOH Drinking Water Quality Standards (3,4)			Site-Specific Groundwater Delineation Criteria (SSGWDC)
			Value	Note	Value	Note	G/S	Value	Note	G/S	Value
71-55-6	1,1,1-Trichloroethane	µg/L	200		5	PC	S	5	POC	S	5
79-34-5	1,1,2,2-Tetrachloroethane	µg/L	NL		5		S	5	POC	S	5
76-13-1	1,1,2-Trichloro-1,2,2-trifluoroethane	µg/L	NL		5	PC	S	50	UOC	S	5
79-00-5	1,1,2-Trichloroethane	µg/L	5		1		S	5	POC	S	1
75-34-3	1,1-Dichloroethane	µg/L	NL		5	PC	S	5	POC	S	5
75-35-4	1,1-Dichloroethene	µg/L	7		5	PC	S	5	POC	S	5
87-61-6	1,2,3-Trichlorobenzene	µg/L	NL		5	PC	S	5	POC	S	5
120-82-1	1,2,4-Trichlorobenzene	µg/L	70		5	PC	S	5	POC	S	5
96-12-8	1,2-Dibromo-3-chloropropane	µg/L	0.2		0.04		S	0.2		S	0.04
106-93-4	1,2-Dibromoethane (or ethylene dibromide)	µg/L	0.05		0.0006		S	0.05		S	0.0006
95-50-1	1,2-Dichlorobenzene	µg/L	600		3		S	5	POC	S	3
107-06-2	1,2-Dichloroethane	µg/L	5		0.6		S	5	POC	S	0.6
78-87-5	1,2-Dichloropropane	µg/L	5		1		S	5	POC	S	1
541-73-1	1,3-Dichlorobenzene	µg/L	NL		3		S	5	POC	S	3
106-46-7	1,4-Dichlorobenzene	µg/L	75		3		S	5	POC	S	3
123-91-1	1,4-Dioxane	µg/L	NL		NL			50	UOC	S	50
78-93-3	2-Butanone (Methyl Ethyl Ketone)	µg/L	NL		50		G	50	UOC	S	50
591-78-6	2-Hexanone	µg/L	NL		50		G	50	UOC	S	50
108-10-1	4-Methyl-2-pentanone	µg/L	NL		NL			50	UOC	S	50
67-64-1	Acetone	µg/L	NL		50		G	50	UOC	S	50
71-43-2	Benzene	µg/L	5		1		S	5	POC	S	1
74-97-5	Bromochloromethane	µg/L	NL		5	PC	S	5	POC	S	5
75-27-4	Bromodichloromethane (TTHMs)	µg/L	80	T	50		G	80	T	S	50
75-25-2	Bromoform (TTHMs)	µg/L	80	T	50		G	80	T	S	50
74-83-9	Bromomethane	µg/L	NL		5	PC	S	5	POC	S	5
75-15-0	Carbon Disulfide	µg/L	NL		60		G	50	UOC	S	50
56-23-5	Carbon Tetrachloride	µg/L	5		5		S	5	POC	S	5
108-90-7	Chlorobenzene	µg/L	100		5	PC	S	5	POC	S	5
75-00-3	Chloroethane	µg/L	NL		5	PC	S	5	POC	S	5
67-66-3	Chloroform (TTHMs)	µg/L	80	T	7		S	80	T	S	7
74-87-3	Chloromethane	µg/L	NL		5	PC	S	5	POC	S	5
156-59-2	cis-1,2-Dichloroethene	µg/L	70		5	PC	S	5	POC	S	5
10061-01-5	cis-1,3-Dichloropropene	µg/L	NL		0.4	J	S	5	POC	S	0.4
110-82-7	Cyclohexane	µg/L	NL		NL			50	UOC	S	50
124-48-1	Dibromochloromethane (TTHMs)	µg/L	80	T	50		G	80	T	S	50
75-71-8	Dichlorodifluoromethane	µg/L	NL		5	PC	S	5	POC	S	5
100-41-4	Ethylbenzene	µg/L	700		5	PC	S	5	POC	S	5
98-82-8	Isopropylbenzene	µg/L	NL		5	PC	S	5	POC	S	5
126777-61-2	m,p-Xylene	µg/L	NL		5	PC	S	5	POC	S	5
79-20-9	Methyl Acetate	µg/L	NL		NL			50	UOC	S	50
1634-04-4	Methyl Tert-Butyl Ether (MTBE)	µg/L	NL		10		G	10		S	10
108-87-2	Methylcyclohexane	µg/L	NL		NL			50	UOC	S	50
75-09-2	Methylene Chloride (dichloromethane)	µg/L	5		5	PC	S	5	POC	S	5
95-47-6	o-Xylene	µg/L	NL		5	PC	S	5	POC	S	5
100-42-5	Styrene	µg/L	100		5	PC	S	5	POC	S	5
127-18-4	Tetrachloroethene	µg/L	5		5	PC	S	5	POC	S	5
108-88-3	Toluene	µg/L	1,000		5	PC	S	5	POC	S	5
156-60-5	trans-1,2-Dichloroethene	µg/L	100		5	PC	S	5	POC	S	5
10061-02-6	trans-1,3-Dichloropropene	µg/L	NL		0.4	J	S	5	POC	S	0.4
79-01-6	Trichloroethene	µg/L	5		5	PC	S	5	POC	S	5
75-69-4	Trichlorofluoromethane	µg/L	NL		5	PC	S	5	POC	S	5
75-01-4	Vinyl Chloride	µg/L	2		2		S	2		S	2
1330-20-7	Xylenes (total)	µg/L	10,000		5	PC	S	5	POC	S	5

Notes:

(1) EPA National Primary Drinking Water Standards (http://www.epa.gov/safewater/contaminants/index.html), last updated November 28, 2006.
(2) NYSDEC. June 1998. TOGS 1.1.1. Ambient Water Quality Standards and Guidance Values and Groundwater Effluent Limitations. Includes April 2000 and June 2004 Addendum values. (http://www.dec.ny.gov/regulations/2652.html)
(3) New York State Department of Health Drinking Water Standards, NYCRR Title 10, Part 5, Subpart 5-1 Public Water Systems, Effective November 23, 2005 (Statutory authority: Public Health Law 225, Effective May 26, 2004). (http://www.health.state.ny.us/environmental/water/drinking/part5/subpart5.htm)
(4) The maximum contaminant level determination for the sum of principal organic contaminants (POC) and unspecified organic contaminants (UOC) is 100 µg/L.

Acronyms:

J - Applies to the sum of cis-1,3-Dichloropropane and trans-1,3-Dichloropropane
PC - Principal Organic Contaminant
T - Value applies to total trihalomethanes (bromodichloromethane, bromoform, chloroform, dibrimochloromethane)
G - Guidance Value
S - Standard Value
NL - Chemical name not listed or screening value of this type not listed for the chemical
TTHMs - Total trihalomethanes
µg/L - Microgram per liter

Figures

Legend

NCIA Boundary

Site Locations

Figure 1-1
Site Location Map
New Cassel Industrial Area
North Hempstead, New York

CDM

System	Series	Age	Stratigraphic Unit	Hydrostratigraphic Unit
QUATERNARY	Holocene	Postglacial	Holocene (recent) deposits	Upper glacial aquifer
	Pleistocene	Wisconsin (upper Pleistocene)	Upper Pleistocene deposits "20-foot" clay Upper Pleistocene deposits	"20-foot" clay Upper glacial aquifer
			unconformity	
		Sangamon	Gardiners Clay	Gardiners Clay
			unconformity	
		Pre-Sangamon	Jameco Gravel[1]	Jameco aquifer[1]
	Pre-Sangamon		Reworked Matawan-Magothy channel deposits	Upper glacial or Magothy aquifer
unconformity				
CRETACEOUS	Upper Cretaceous		Monmouth Group	Monmouth greensand
			unconformity	
			Matawan Group-Magothy Formation, undifferentiated	Magothy aquifer
			unconformity	
			Raritan Formation: Unnamed clay member	Raritan confining unit
			Raritan Formation: Lloyd Sand Member	Lloyd aquifer
unconformity				
	Paleozoic (or) Precambrian		Bedrock	Relatively impermeable bedrock

[1] Present in Nassau County Only

adapted from Krulikas (1987)

Figure 2-1
Generalized Regional Stratigraphy
New Cassel Industrial Area
North Hempstead, New York

CDM

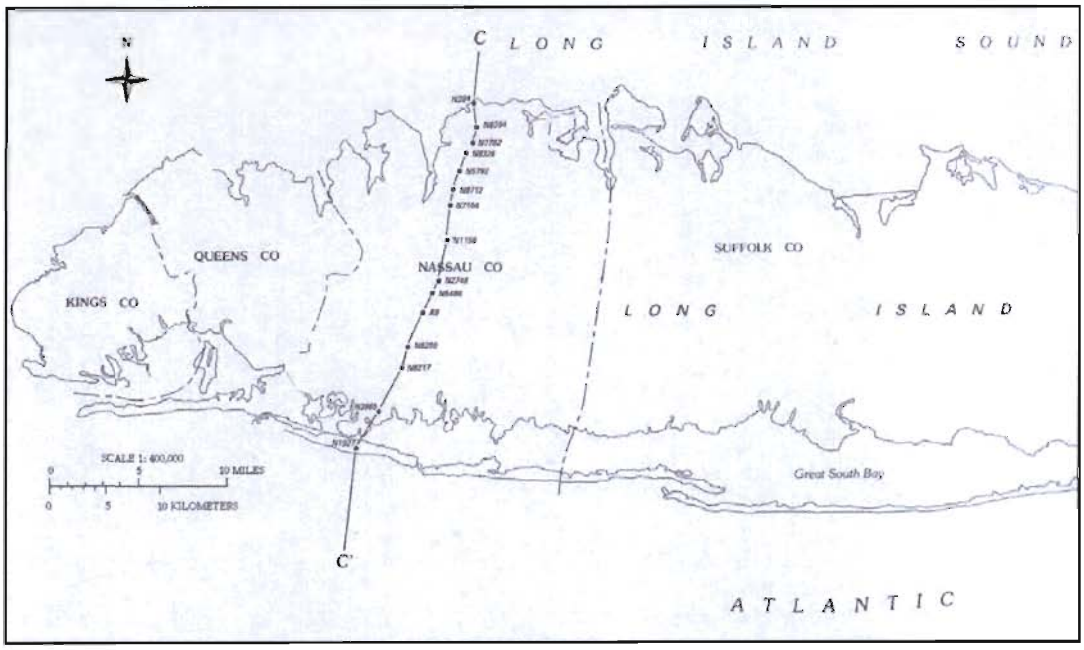

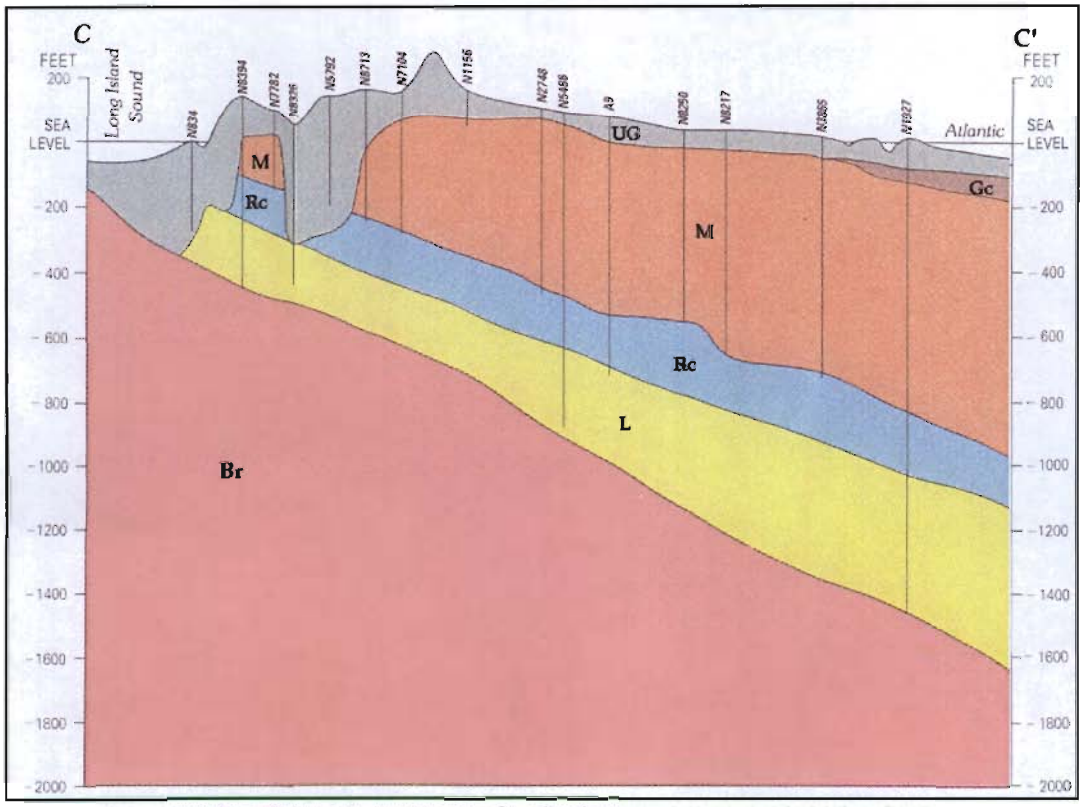

(Br = bedrock; L = Lloyd; Rc = Raritan clay; M = Magothy; Gc = Gardiners clay; UG = upper glacial; from Smolensky et al, 1989).

Figure 2-2
Generalized North-South Cross Section through Nassau County
New Cassel Industrial Area
North Hempstead, New York

CDM

Sampling Location

0 35 70
Feet

CDM

Figure 3-1
Site A Sample Location Map
570 Main Street
New Cassel Industrial Area
North Hempstead, New York

Sampling Location

0 10 20
Feet

CDM

Figure 3-2
Site B Sample Location Map
567 Main Street
New Cassel Industrial Area
North Hempstead, New York



Sampling Location

0 20 40
Feet

CDM

Figure 3-3
Site C Sample Location Map
125 State Street
New Cassel Industrial Area
North Hempstead, New York

Sampling Location

0 15 30
Feet

CDM

Figure 3-4
Site F Sample Location Map
68 Kinkel Street
New Cassel Industrial Area
North Hempstead, New York

Sampling Location

0 10 20
Feet

CDM

Figure 3-5
Site K Sample Location Map
62 Kinkel Street
New Cassel Industrial Area
North Hempstead, New York

Figure 3-6
Site N Sample Location Map
750 Summa Avenue
New Cassel Industrial Area
North Hempstead, New York

Sampling Location

0 25 50
Feet

CDM

Figure 3-7
Site V Sample Location Map
29 New York Avenue
New Cassel Industrial Area
North Hempstead, New York

C:\New_Cassel\MXD\A_Site_Air_Results.mxd

	130043A-DP01-AA 03/14/2008 A-DP01	130043A-DP01-SV08 03/14/2008 A-DP01	130043A-DP01-SV25 03/14/2008 A-DP01	130043A-DP01-SV45 03/14/2008 A-DP01
Tetrachloroethene	ND	67.8 J	94.9	278
cis-1,2-Dichloroethene	ND	ND	ND	24.2
Carbon tetrachloride	0.44	ND	ND	ND
1,1,1-Trichloroethane	ND	ND	ND	8.73 J
Methylene Chloride	1.39 J	3.82 J	4.17 J	3.82 J
Trichloroethene	ND	ND	ND	76.7

	130043A-DP05-SV08 03/13/2008 A-DP05	130043A-DP05-SV25 03/13/2008 A-DP05	130043A-DP05-SV45 03/13/2008 A-DP05	130043A-DP05-SD45 03/13/2008 A-DP05
Tetrachloroethene	3200	42000	94300	224000
cis-1,2-Dichloroethene	ND	227 J	117	286
trans-1,2-Dichloroethene	ND	ND	ND	4.36
1,1,1-Trichloroethane	ND	119 J	159	385
1,1-Dichloroethane	ND	ND	ND	3.64 J
Trichloroethene	25.8	570	661	2620

	130043A-DP02-SV08 03/14/2008 A-DP02	130043A-DP02-SV25 03/14/2008 A-DP02	130043A-DP02-SV45 03/14/2008 A-DP02
Tetrachloroethene	54.9 J	29.2 J	62.4 J
Chloroform	ND	ND	5.37 J
Methylene Chloride	4.52 J	ND	4.52 J
Trichloroethene	45.1 J	161 J	193 J

	130043A-DP04-AA 03/13/2008 A-DP04	130043A-DP04-SV08 03/13/2008 A-DP04	130043A-DP04-SV25 03/13/2008 A-DP04	130043A-DP04-SV45 03/13/2008 A-DP04
Tetrachloroethene	2.17	6710	166000	198000
cis-1,2-Dichloroethene	ND	ND	11.5	31.7
Carbon tetrachloride	0.5	ND	ND	ND
1,1,1-Trichloroethane	ND	19.1	437	589
Methylene Chloride	ND	4.86	ND	ND
1,1-Dichloroethane	ND	ND	ND	4.05 J
Trichloroethene	ND	17.7	437	774

	130043A-DP03A-SV08 03/14/2008 A-DP03A	130043A-DP03A-SV25 03/14/2008 A-DP03A	130043A-DP03A-SV45 03/14/2008 A-DP03A
Tetrachloroethene	624 J	2030 J	5490 J
cis-1,2-Dichloroethene	95.2	2060	5550
trans-1,2-Dichloroethene	ND	18.6 J	43.6
Chloroform	ND	23 J	63.5
1,1,1-Trichloroethane	ND	18 J	33.8
Vinyl Chloride	ND	ND	2.56 J
Methylene Chloride	3.82 J	ND	ND
1,1-Dichloroethane	ND	10.1 J	26.3
Trichloroethene	365 J	2960	6990 J

Sampling Location

Potential Historical Source Area Based on Previous Documentation

Notes:
All units in µg\m3
ND=Non-detect

Figure 4-1
Site A
Soil Vapor Chlorinated VOC Detections
570 Main Street
New Cassel Industrial Area
North Hempstead, New York

CDM

C:\New Cassel\MXD\B Site Air Results.mxd

	130043B-DP02-AA 03/11/2008 B-DP02	130043B-DP02-SV08 03/11/2008 B-DP02	130043B-DP02-SD-25 03/11/2008 B-DP02	130043B-DP02-SV25 03/11/2008 B-DP02	130043B-DP02-SV45 03/11/2008 B-DP02
Tetrachloroethene	ND	183	570	583	461
cis -1,2-Dichloroethene	ND	ND	9.91 J	12.3 J	10.7 J
Carbon tetrachloride	ND	ND	ND	4.4	ND
Chloroform	ND	ND	5.86 J	8.79 J	5.86 J
1,1,1-Trichloroethane	ND	21.8 J	300	295	311
Methylene Chloride	3.13 J	4.52 J	14.2 J	15.6 J	14.2 J
1,1-Dichloroethane	ND	ND	ND	7.29 J	5.26 J
1,1-Dichloroethene	ND	ND	ND	4.76 J	ND
Trichloroethene	ND	102	2690	2530	1070

	130043B-DP03-SV08 03/11/2008 B-DP03	130043B-DP03-SV25 03/11/2008 B-DP03	130043B-DP03-SV45 03/11/2008 B-DP03
Tetrachloroethene	11.5 J	373	190
cis -1,2-Dichloroethene	17.4 J	27.4	5.55 J
1,1,1-Trichloroethane	54.6	175	52.9
Methylene Chloride	26.1	21.5	13.2 J
Trichloroethene	39.2	752	279

	130043B-DP04-AA 03/12/2008 B-DP04	130043B-DP04-SV08 03/12/2008 B-DP04	130043B-DP04-SV25 03/12/2008 B-DP04	130043B-DP04-SV45 03/12/2008 B-DP04
1,2-Dichloroethane	0.4 J	ND	ND	ND
Tetrachloroethene	1.36 J	1560 J	ND	746 J
cis -1,2-Dichloroethene	0.4 J	396 J	ND	115 J
trans -1,2-Dichloroethene	0.79 J	16.3 J	ND	1.59 J
Carbon tetrachloride	1.32	ND	ND	ND
Chloroform	0.98 J	3.91 J	ND	2.93 J
1,1,1-Trichloroethane	1.09 J	115 J	ND	600 J
Vinyl Chloride	0.26 J	ND	ND	ND
Methylene Chloride	1.74 J	8.34 J	ND	ND
1,1-Dichloroethane	0.82 J	4.86 J	ND	ND
1,1-Dichloroethene	0.4 J	6.74 J	ND	ND
Trichloroethene	0.59	5370 J	ND	2200 J

	130043B-DP01-SV08 03/11/2008 B-DP01	130043B-DP01-SV25 03/11/2008 B-DP01	130043B-DP01-SV45 03/11/2008 B-DP01
Tetrachloroethene	420	2710	1150
cis -1,2-Dichloroethene	ND	32.9	20.2
Chloroform	ND	5.37 J	ND
1,1,1-Trichloroethane	ND	191	175
Methylene Chloride	13.2 J	12.9 J	13.5 J
1,1-Dichloroethane	ND	68.8	32.8
Trichloroethene	312	21000	6990

	130043B-DP05-SV08 03/11/2008 B-DP05	130043B-DP05-SV25 03/11/2008 B-DP05	130043B-DP05-SV45 03/11/2008 B-DP05
Tetrachloroethene	2440	5700	12200
cis -1,2-Dichloroethene	ND	6.74 J	15.9
Chloroform	ND	ND	3.42
1,1,1-Trichloroethane	42	120	344
Methylene Chloride	9.38 J	11.8 J	0.69
1,1-Dichloroethane	ND	6.48 J	8.9
Trichloroethene	806	1770	3760

B-DP01
B-DP02
B-DP03
B-DP04
B-DP05
Groundwater Flow
Site B
Swalm Avenue
Main Street
N
W
E
S
0 15 30
Feet

Sampling Location

Potential Historical Source Area Based on Previous Documentation

Notes:
All units in µg\m3.
ND=Non-detect

CDM

Figure 4-2
Site B
Soil Vapor Chlorinated VOC Detections
567 Main Street
New Cassel Industrial Area
North Hempstead, New York

C:\New_Cassel\MXD\C_Site_Air_Results.mxd

	130043C-DP04-SD08 03/20/2008 C-DP04	130043C-DP04-SV08 03/20/2008 C-DP04	130043C-DP04-SV25 03/20/2008 C-DP04	130043C-DP04-SV45 03/20/2008 C-DP04
Tetrachloroethene	12200	13600 J	2.71 J	2640
cis-1,2-Dichloroethene	5.95 J	5.55 J	ND	ND
Chloroform	7.33 J	ND	ND	ND
1,1,1-Trichloroethane	2560	2780	153	1640
Methylene Chloride	4.17 J	24	2.08	9.03 J
1,1-Dichloroethane	68.8	105	21.9	85
1,1-Dichloroethene	ND	5.15 J	0.79 J	ND
Trichloroethene	64.5	59.1 J	ND	16.7

	130043C-DP01-SV08 03/21/2008 C-DP01	130043C-DP01-SV25 03/21/2008 C-DP01	130043C-DP01-SV45 03/21/2008 C-DP01
Tetrachloroethene	129 J	149	163
1,1,1-Trichloroethane	7.09 J	6 J	5.46 J
Methylene Chloride	8.34 J	17 J	10.8 J

	130043C-DP02-SV08 03/21/2008 C-DP02	130043C-DP02-SV25 03/21/2008 C-DP02	130043C-DP02-SV45 03/21/2008 C-DP02
Tetrachloroethene	278 J	407 J	542 J
1,1,1-Trichloroethane	453	371	349
Methylene Chloride	660	695	177
1,1-Dichloroethane	ND	ND	4.05 J

	130043C-DP05-AA 03/20/2008 C-DP05	130043C-DP05-SV08 03/20/2008 C-DP05	130043C-DP05-SV25 03/20/2008 C-DP05	130043C-DP05-SV45. 03/20/2008 C-DP05
1,2-Dichloroethane	2.43 J	ND	ND	ND
Tetrachloroethene	ND	ND	3930 J	2030
cis-1,2-Dichloroethene	ND	ND	4.76 J	ND
Chloroform	ND	ND	5.37 J	ND
1,1,1-Trichloroethane	ND	ND	2730	2070
Methylene Chloride	3.13 J	3.47 J	12.2 J	3.47 J
1,1-Dichloroethane	ND	ND	328	214
1,1-Dichloroethene	ND	ND	6.74 J	5.55 J
Trichloroethene	ND	ND	44.1	36

	130043C-DP03-AA 03/21/2008 C-DP03	130043C-DP03-SV08 03/21/2008 C-DP03	130043C-DP03-SV25 03/21/2008 C-DP03	130043C-DP03-SV45 03/21/2008 C-DP03
Tetrachloroethene	0.68	278 J	420 J	604 J
Carbon tetrachloride	0.5	ND	ND	ND
1,1,1-Trichloroethane	ND	207	322 J	349
Methylene Chloride	2.08	11.8 J	7.99 J	6.25 J
1,1-Dichloroethane	ND	5.26 J	6.48 J	6.07 J

Sampling Location

Potential Historical Source Area
Based on Previous Documentation

Notes:
All units in µg\m3.
ND=Non-detect

CDM

Figure 4-3
Site C
Soil Vapor Chlorinated VOC Detections
125 State Street
New Cassel Industrial Area
North Hempstead, New York

C:\New_Cassel\MXD\F_Site_Air_Results.mxd

	130043F-DP03-SD08. 03/07/2008 F-DP03	130043F-DP03-SV08. 03/07/2008 F-DP03	130043F-DP03-SV25 03/07/2008 F-DP03	130043F-DP03-SV45 03/07/2008 F-DP03
Tetrachloroethene	244	231	678	949
Chloroform	ND	ND	0.98 J	ND
1,1,1-Trichloroethane	9.28 J	8.18 J	20.7	24 J
Methylene Chloride	4.52 J	6.25 J	1.39 J	5.21 J
Trichloroethene	ND	ND	29	37.1

	130043F-DP02-AA 03/04/2008 F-DP02	130043F-DP02-SV08 03/04/2008 F-DP02	130043F-DP02-SV25 03/04/2008 F-DP02	130043F-DP02-SV45 03/04/2008 F-DP02
Tetrachloroethene	3.39	108	210 J	325 J
Carbon tetrachloride	0.44	ND	ND	ND
1,1,1-Trichloroethane	ND	ND	25.6 J	28.4 J
Methylene Chloride	6.95	3.47 J	4.17 J	ND
Trichloroethene	ND	5.37	8.6 J	16.7 J

	130043F-DP01-SV08 03/04/2008 F-DP01	130043F-DP01-SV25 03/04/2008 F-DP01	130043F-DP01-SV45 03/04/2008 F-DP01
Tetrachloroethene	2.03 J	210 J	231 J
Carbon tetrachloride	0.5 J	ND	ND
1,1,1-Trichloroethane	ND	28.4 J	27.8 J
Methylene Chloride	5.91 J	3.82 J	19.8 J
Trichloroethene	0.54 J	10.7 J	14 J

	130043F-DP04-AA 03/07/2008 F-DP04	130043F-DP04-SV08. 03/07/2008 F-DP04	130043F-DP04-SV25 03/07/2008 F-DP04	130043F-DP04-SV45 03/07/2008 F-DP04
Tetrachloroethene	1.36 J	122	746	1080
cis-1,2-Dichloroethene	0.79 J	ND	6.74 J	ND
1,1,1-Trichloroethane	5.46	ND	24.6 J	22.9 J
Vinyl Chloride	1.79	ND	13.3	ND
Methylene Chloride	2.78 J	3.47 J	4.52 J	ND
1,1-Dichloroethane	2.83	ND	23.5	ND
Trichloroethene	0.86	ND	96.7	145

	130043F-DP05-SV08 03/07/2008 F-DP05	130043F-DP05-SV25 03/07/2008 F-DP05	130043F-DP05-SV45 03/07/2008 F-DP05
Tetrachloroethene	163	407	549
1,1,1-Trichloroethane	ND	12.5 J	28.4
Methylene Chloride	ND	ND	4.52 J
1,1-Dichloroethane	ND	ND	6.88 J
Trichloroethene	ND	17.2	33.3

Sampling Location

*Previous investigations failed to locate source areas (e.g. cesspools, drainage structures)

Notes:
All units in µg\m3.
ND=Non-detect

CDM

Figure 4-4
Site F
Soil Vapor Chlorinated VOC Detections
68 Kinkel Street
New Cassel Industrial Area
North Hempstead, New York

C:\New_Cassel\MXD\K_Site_Air_Results.mxd

	130043K-DP01-SD08 03/04/2008 K-DP01	130043K-DP01-SV08 03/04/2008 K-DP01	130043K-DP01-SV25 03/04/2008 K-DP01	130043K-DP01-SV45 03/04/2008 K-DP01
Tetrachloroethene	88.2 J	74.6 J	170 J	292 J
cis -1,2-Dichloroethene	ND	ND	ND	6.34 J
1,1,1-Trichloroethane	13.6 J	13.6 J	37.6 J	60 J
Methylene Chloride	4.17 J	4.86 J	5.21 J	4.17 J
1,1-Dichloroethane	ND	ND	ND	15.8 J
Trichloroethene	5.91 J	5.91 J	22 J	50.5 J

	130043K-DP02-SV08 03/05/2008 K-DP02	130043K-DP02-SV25 03/05/2008 K-DP02	130043K-DP02-SV45 03/05/2008 K-DP02
Tetrachloroethene	21	264	387
cis -1,2-Dichloroethene	ND	6.34 J	15.1 J
1,1,1-Trichloroethane	8.18	76.4	54.6
1,1-Dichloroethane	1.62 J	ND	21.9 J
Trichloroethene	6.99	86 J	113

	130043K-DP05-AA 03/06/2008 K-DP05	130043K-DP05-SV08 03/06/2008 K-DP05	130043K-DP05-SV25 03/06/2008 K-DP05	130043K-DP05-SV45 03/06/2008 K-DP05
Tetrachloroethene	ND	74.6 J	644	746
cis -1,2-Dichloroethene	ND	ND	9.91 J	25.8
Carbon tetrachloride	0.57	ND	ND	ND
1,1,1-Trichloroethane	ND	ND	39.8	147
Vinyl Chloride	0.77 J	ND	ND	ND
Methylene Chloride	1.39 J	18.1 J	ND	6.95 J
1,1-Dichloroethane	0.4 J	ND	37.2	312
Trichloroethene	ND	40.8 J	403	258

	130043K-DP03-AA 03/05/2008 K-DP03	130043K-DP03-SV08 03/05/2008 K-DP03	130043K-DP03-SV25 03/05/2008 K-DP03	130043K-DP03-SV45 03/05/2008 K-DP03
Tetrachloroethene	0.68 J	74.6	217	359
cis -1,2-Dichloroethene	ND	ND	15.1 J	18.2 J
Carbon tetrachloride	0.5	ND	ND	ND
Chloroform	ND	ND	ND	6.35 J
1,1,1-Trichloroethane	ND	7.09 J	40.4 J	52.4
Methylene Chloride	1.04 J	4.86 J	ND	ND
Trichloroethene	ND	118 J	537	167

	130043K-DP04-SV08 03/06/2008 K-DP04	130043K-DP04-SV25 03/06/2008 K-DP04	130043K-DP04-SV45 03/06/2008 K-DP04
Tetrachloroethene	102	244	373 J
cis -1,2-Dichloroethene	ND	ND	39.3
Chloroform	ND	ND	12.2 J
1,1,1-Trichloroethane	18.6 J	39.3	104
Methylene Chloride	3.82 J	5.56 J	ND
1,1-Dichloroethane	ND	8.09 J	56.7
Trichloroethene	31.2	80.6	231 J

Sampling Location

*Previous investigations failed to locate source areas (e.g. cesspools, drainage structures)

Notes:
All units in µg\m3.
ND=Non-detect

CDM

Figure 4-5
Site K
Soil Vapor Chlorinated VOC Detections
62 Kinkel Street
New Cassel Industrial Area
North Hempstead, New York

C:\New_Cassel\MXD\N_Site_Air_Results.mxd

	130043N-DP01-SV08 03/25/2008 N-DP01	130043N-DP01-SV25 03/25/2008 N-DP01	130043N-DP01-SV45 03/25/2008 N-DP01
1,1,1-Trichloroethane	8.73 J	7.64 J	ND
Methylene Chloride	8.34 J	7.3 J	7.99 J

	130043N-DP04-SV08 03/25/2008 N-DP04	130043N-DP04-SV25 03/25/2008 N-DP04	130043N-DP04-SV45 03/25/2008 N-DP04	130043N-DP04-SD45 03/25/2008 N-DP04
Tetrachloroethene	475	251	746	746
1,1,1-Trichloroethane	60	104	175	175
Methylene Chloride	24.7	16.3 J	12.9 J	11.8 J
Trichloroethene	17.7	9.14	10.2	10.2

	130043N-DP03-SV08 03/25/2008 N-DP03	130043N-DP03-SV25 03/25/2008 N-DP03	130043N-DP03-SV45 03/25/2008 N-DP03
Tetrachloroethene	190	136	149
1,1,1-Trichloroethane	2840	655	2350
Methylene Chloride	10.8 J	12.5 J	13.9 J
1,1-Dichloroethane	8.9 J	34.8	13.8 J
1,1-Dichloroethene	4.36 J	7.53 J	19 J
Trichloroethene	45.7	27.9	51.6

	130043N-DP05-AA 03/24/2008 N-DP05	130043N-DP05-SV08 03/24/2008 N-DP05	130043N-DP05-SV25 03/24/2008 N-DP05	130043N-DP05-SV45 03/24/2008 N-DP05
Tetrachloroethene	ND	4100 J	3280	5500
Carbon tetrachloride	0.38	ND	ND	ND
1,1,1-Trichloroethane	ND	80.7	435	451
Methylene Chloride	16.7	6.25	ND	4.52
1,1-Dichloroethene	ND	ND	4.76	8.33
Trichloroethene	ND	127	127	112

	130043N-DP02-AA 03/25/2008 N-DP02	130043N-DP02-SV08 03/25/2008 N-DP02	130043N-DP02-SV25 03/25/2008 N-DP02	130043N-DP02-SV45 03/25/2008 N-DP02
Tetrachloroethene	ND	ND	22.4 J	156
Carbon tetrachloride	ND	0.44	ND	ND
1,1,1-Trichloroethane	ND	ND	196	3820
Methylene Chloride	ND	2.78	5.91 J	11.1 J
1,1-Dichloroethane	ND	ND	ND	21.9
1,1-Dichloroethene	ND	ND	ND	25.4
Trichloroethene	ND	ND	17.7 J	118

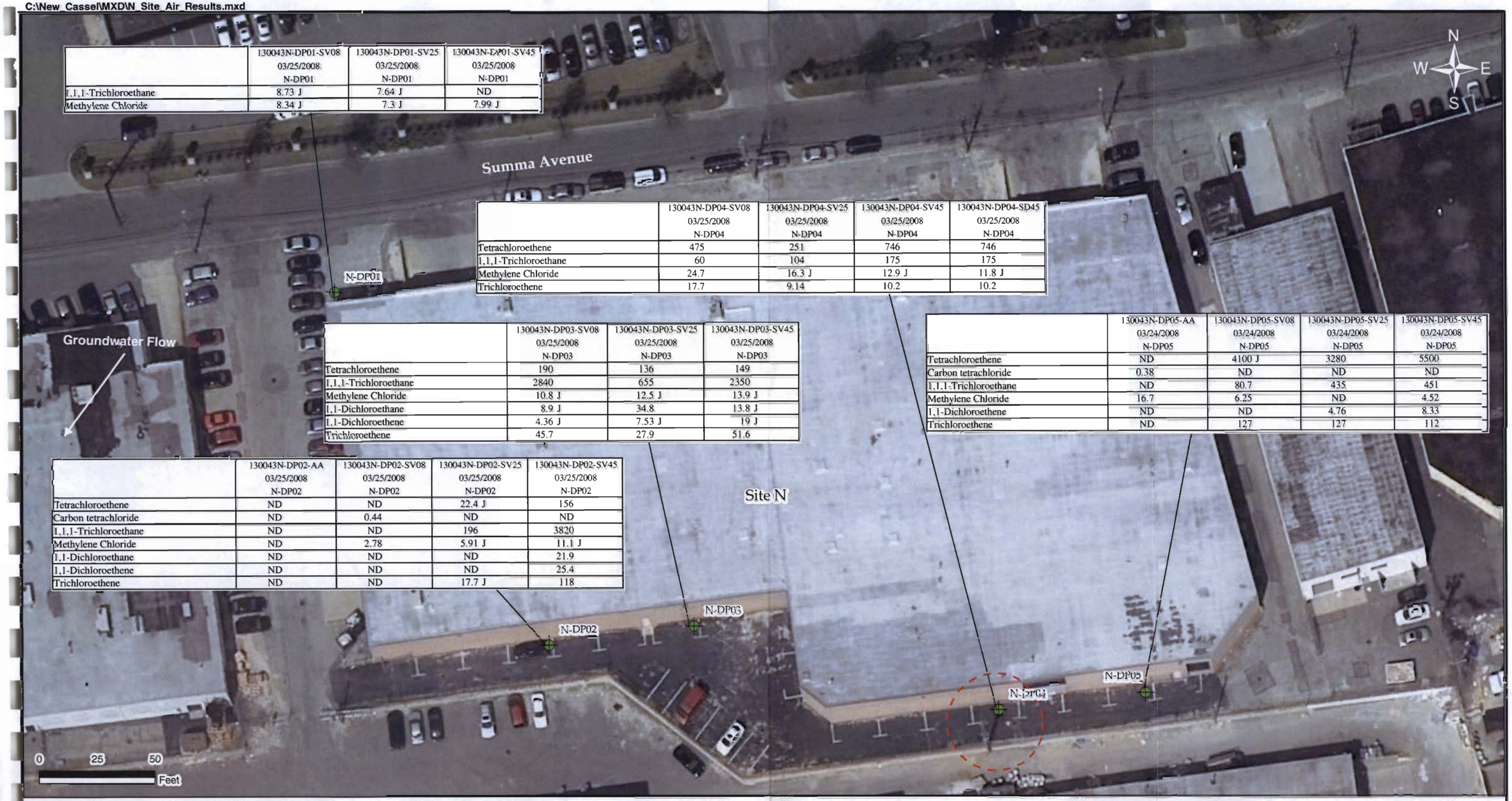

Sampling Location

Potential Historical Source Area
Based on Previous Documentation

Notes:
All units in µg\m3.
ND=Non-detect

CDM

Figure 4-6
Site N
Soil Vapor Chlorinated VOC Detections
750 Summa Avenue
New Cassel Industrial Area
North Hempstead, New York

C:\New_Cassel\MXD\V_Site_Air_Results.mxd

	130043V-DP01-SV08 03/18/2008 V-DP01	130043V-DP01-SV25 03/18/2008 V-DP01	130043V-DP01-SV45 03/18/2008 V-DP01
Tetrachloroethene	38	33.9 J	57.6 J
1,1,1-Trichloroethane	ND	32.7	65.5
Methylene Chloride	16.7 J	4.86 J	5.56 J
1,1-Dichloroethane	ND	ND	4.05 J
1,1-Dichloroethene	ND	6.34 J	14.7 J
Trichloroethene	6.45	ND	ND

	130043V-DP02-SD45 03/18/2008 V-DP02	130043V-DP02-SV08 03/18/2008 V-DP02	130043V-DP02-SV25 03/18/2008 V-DP02	130043V-DP02-SV45 03/18/2008 V-DP02
Tetrachloroethene	38	21.7 J	38	19.7 J
1,1,1-Trichloroethane	33.3	13.6 J	25.6 J	12.5 J
Methylene Chloride	11.5 J	4.17 J	ND	ND
1,1-Dichloroethane	14.2 J	6.07 J	ND	6.48 J
1,1-Dichloroethene	14.3 J	5.55 J	ND	6.34 J
Trichloroethene	11.8	4.84	ND	4.3

	130043V-DP05-AA 03/17/2008 V-DP05	130043V-DP05-SV08 03/17/2008 V-DP05	130043V-DP05-SV25 03/17/2008 V-DP05	130043V-DP05-SV45 03/17/2008 V-DP05
Tetrachloroethene	29.8	108	5760 J	1970
cis-1,2-Dichloroethene	ND	11.9 J	1670	436
Carbon tetrachloride	0.5	ND	ND	ND
Chloroform	ND	6.35 J	430 J	156 J
1,1,1-Trichloroethane	ND	1640	147000 J	51300
Methylene Chloride	2.43	12.5 J	188 J	90.3 J
1,1-Dichloroethane	ND	1010	72900 J	36000
1,1-Dichloroethene	ND	18.2 J	1630	357 J
Trichloroethene	ND	75.2	3920	1020

	130043V-DP04-SV08 03/18/2008 V-DP04	130043V-DP04-SV25 03/18/2008 V-DP04	130043V-DP04-SV45 03/18/2008 V-DP04
Tetrachloroethene	237 J	502	19.7 J
cis-1,2-Dichloroethene	143	476	ND
trans-1,2-Dichloroethene	4.36 J	5.55 J	ND
Chloroform	46.4	137	ND
1,1,1-Trichloroethane	16900	98200	ND
Methylene Chloride	ND	8.14 J	6.25 J
1,1-Dichloroethane	8090	44500	ND
1,1-Dichloroethene	139	365	ND
Trichloroethene	376 J	1290	5.37

	130043V-DP03-SV08 03/18/2008 V-DP03	130043V-DP03-SV25 03/18/2008 V-DP03	130043V-DP03-SV45 03/18/2008 V-DP03
Tetrachloroethene	23.1 J	74.6	10.8 J
cis-1,2-Dichloroethene	ND	14.3 J	ND
1,1,1-Trichloroethane	109	2460	ND
Methylene Chloride	ND	ND	5.56 J
1,1-Dichloroethane	18.2 J	1210	ND
1,1-Dichloroethene	ND	39.6	ND
Trichloroethene	5.91	48.4	ND

Sampling Location

Potential Historical Source Area
Based on Previous Documentation

Notes:
All units in µg\m3.
ND=Non-detect

CDM

Figure 4-7
Site V
Soil Vapor Chlorinated VOC Detections
29 New York Avenue
New Cassel Industrial Area
North Hempstead, New York

C:\New_Cassel\MXD\B_Site_GW_Results.mxd

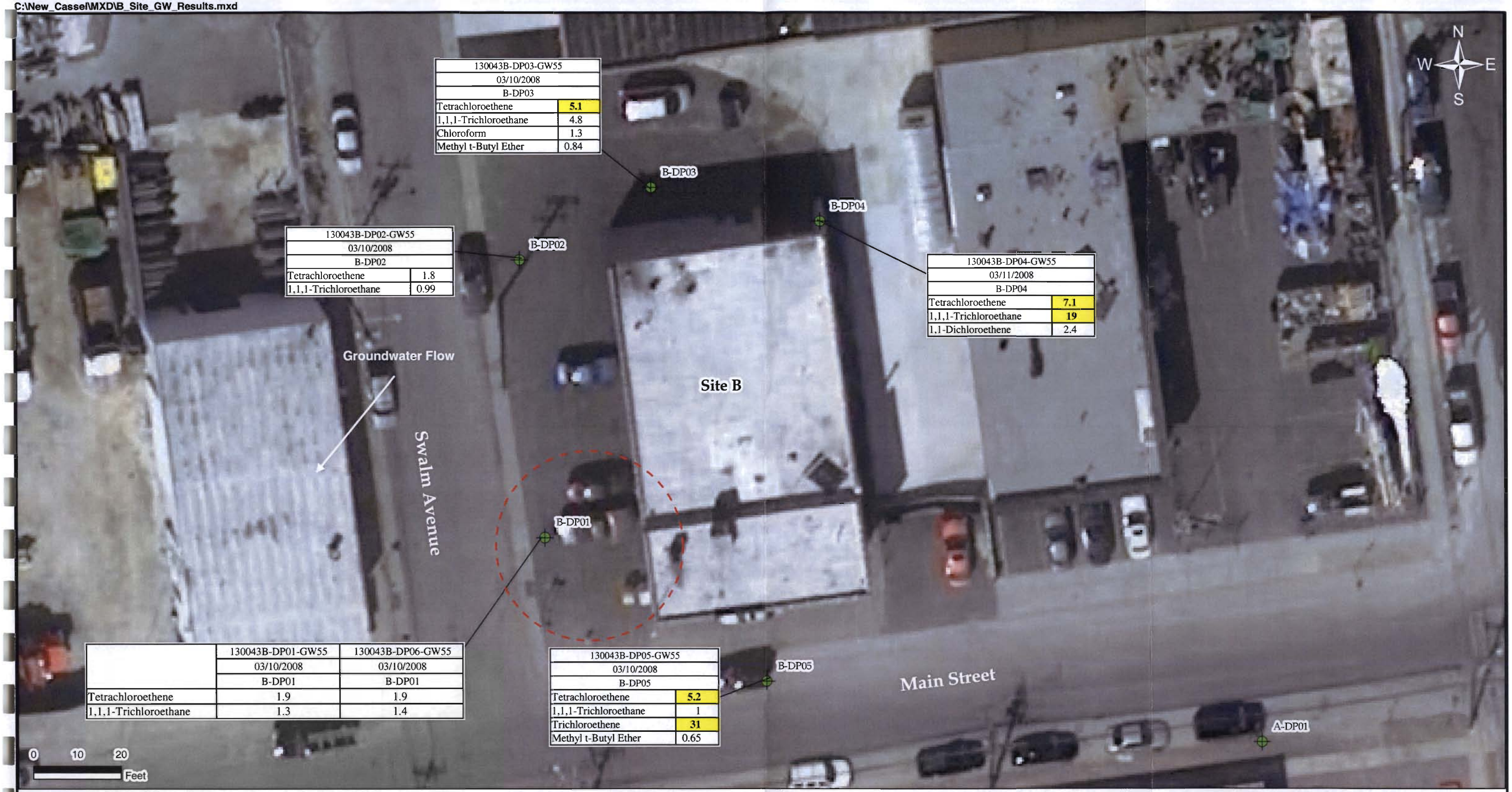

130043B-DP03-GW55	
03/10/2008	
B-DP03	
Tetrachloroethene	**5.1**
1,1,1-Trichloroethane	4.8
Chloroform	1.3
Methyl t-Butyl Ether	0.84

130043B-DP02-GW55	
03/10/2008	
B-DP02	
Tetrachloroethene	1.8
1,1,1-Trichloroethane	0.99

130043B-DP04-GW55	
03/11/2008	
B-DP04	
Tetrachloroethene	**7.1**
1,1,1-Trichloroethane	**19**
1,1-Dichloroethene	2.4

	130043B-DP01-GW55	130043B-DP06-GW55
	03/10/2008	03/10/2008
	B-DP01	B-DP01
Tetrachloroethene	1.9	1.9
1,1,1-Trichloroethane	1.3	1.4

130043B-DP05-GW55	
03/10/2008	
B-DP05	
Tetrachloroethene	**5.2**
1,1,1-Trichloroethane	1
Trichloroethene	**31**
Methyl t-Butyl Ether	0.65

Sampling Location

Potential Historical Source Area Based on Previous Documentation

Notes:
All units in µg\L.
All exceedances highlighted and bolded.

Site Specific Groundwater Delineation Criteria	
Toluene	5
Tetrachloroethene	5
cis -1,2-Dichloroethene	5
1,1,1-Trichloroethane	5
Methylene chloride	5
1,1-Dichloroethane	5
1,1- Dichloroethene	5
Trichlorofluoromethane	5
Trichloroethene	5
Chloroform	7
Methyl t-Butyl Ether	10
Metylcyclohexane	50
Acetone	50

CDM

Figure 4-9
Site B
Groundwater VOC Exceedances
567 Main Street
New Cassel Industrial Area
North Hempstead, New York

C:\New_Cassel\MXD\C_Site_GW_Results.mxd

Sampling Location

Potential Historical Source Area Based on Previous Documentation

Notes:
All units in µg\L.
All exceedances highlighted and bolded.

Site Specific Groundwater Delineation Criteria	
Toluene	5
Tetrachloroethene	5
cis-1,2-Dichloroethene	5
1,1,1-Trichloroethane	5
Methylene chloride	5
1,1-Dichloroethane	5
1,1- Dichloroethene	5
Trichlorofluoromethane	5
Trichloroethene	5
Chloroform	7
Methyl t-Butyl Ether	10
Metylcyclohexane	50
Acetone	50

CDM

Figure 4-10
Site C
Groundwater VOC Exceedances
125 State Street
New Cassel Industrial Area
North Hempstead, New York

C:\New_Cassel\MXD\F_Site_GW_Results.mxd

130043F-DP03-GW55	
03/06/2008	
F-DP03	
Toluene	0.58
Tetrachloroethene	**9.1**
Trichlorofluoromethane	0.59
Trichloroethene	2.9

130043F-DP04-GW55	
03/06/2008	
F-DP04	
Tetrachloroethene	2
Trichloroethene	0.55
Chloroform	0.53
Acetone	9.2

130043F-DP02-GW55	
03/03/2008	
F-DP02	
Trichloroethene	1 J

130043F-DP05-GW55	
03/06/2008	
F-DP05	
Tetrachloroethene	**53**
cis-1,2-Dichloroethene	**32**
Trichloroethene	**47**
Methyl t-Butyl Ether	**110**

	130043F-DP01-GW55	130043F-DP06-GW55
	03/03/2008	03/03/2008
	F-DP01	F-DP01
Tetrachloroethene	1.9	2.7
Trichloroethene	0.5 J	ND

Sampling Location

*Previous investigations failed to locate source areas (e.g. cesspools, drainage structures)

Notes:
All units in µg\L.
All exceedances highlighted and bolded.
ND=Non-detect

Site Specific Groundwater Delineation Criteria	
Toluene	5
Tetrachloroethene	5
cis-1,2-Dichloroethene	5
1,1,1-Trichloroethane	5
Methylene chloride	5
1,1-Dichloroethane	5
1,1- Dichloroethene	5
Trichlorofluoromethane	5
Trichloroethene	5
Chloroform	7
Methyl t-Butyl Ether	10
Metylcyclohexane	50
Acetone	50

CDM

Figure 4-11
Site F
Groundwater VOC Exceedances
68 Kinkel Street
New Cassel Industrial Area
North Hempstead, New York

C:\New Cassel\MXD\NI Site GW Results.mxd



130043N-DP01-GW55	
03/25/2008	
N-DP01	
1,1,1-Trichloroethane	0.56

130043N-DP03-GW55	
03/24/2008	
N-DP03	
Tetrachloroethene	1.5 J
1,1,1-Trichloroethane	14 J
Trichloroethene	1.4 J
Acetone	5.1 J

130043N-DP02-GW55	
03/25/2008	
N-DP02	
1,1,1-Trichloroethane	4
Acetone	7.6

	130043N-DP04-GW55	130043N-DP06-GW55
	03/24/2008	03/24/2008
	N-DP04	N-DP04
Tetrachloroethene	1.9	2 J

130043N-DP05-GW55	
03/24/2008	
N-DP05	
Tetrachloroethene	27 EJ
Acetone	17 J

Sampling Location

Potential Historical Source Area Based on Previous Documentation

Notes:
All units in µg\L.
All exceedances highlighted and bolded.

Site Specific Groundwater Delineation Criteria	
Toluene	5
Tetrachloroethene	5
cis-1,2-Dichloroethene	5
1,1,1-Trichloroethane	5
Methylene chloride	5
1,1-Dichloroethane	5
1,1- Dichloroethene	5
Trichlorofluoromethane	5
Trichloroethene	5
Chloroform	7
Methyl t-Butyl Ether	10
Metylcyclohexane	50
Acetone	50

CDM

Figure 4-13
Site N
Groundwater VOC Exceedances
750 Summa Avenue
New Cassel Industrial Area
North Hempstead, New York

C:\New_Cassel\MXD\V_Site_GW_Results.mxd

Sampling Location

Potential Historical Source Area
Based on Previous Documentation

Notes:
All units in µg\L.
All exceedances highlighted and bolded.
ND=Non-detect

Site Specific Groundwater Delineation Criteria	
Toluene	5
Tetrachloroethene	5
cis-1,2-Dichloroethene	5
1,1,1-Trichloroethane	5
Methylene chloride	5
1,1-Dichloroethane	5
1,1- Dichloroethene	5
Trichlorofluoromethane	5
Trichloroethene	5
Chloroform	7
Methyl t-Butyl Ether	10
Metylcyclohexane	50
Acetone	50

CDM

Figure 4-14
Site V
Groundwater VOC Exceedances
29 New York Avenue
New Cassel Industrial Area
North Hempstead, New York

C:\New_Cassel\MXD\K_Site_GW_Results.mxd

	130043K-DP01-GW55	130043K-DP06-GW55
	03/03/2008	03/03/2008
	K-DP01	K-DP01
Toluene	ND	0.54
Tetrachloroethene	1.3	0.96
Trichloroethene	0.71	0.74
Chloroform	1.4	1.3
Methyl t-Butyl Ether	2.7	2.8

130043K-DP02-GW55	
03/04/2008	
K-DP02	
Toluene	0.57 J
Tetrachloroethene	1.4 J
Trichloroethene	1.2 J
Chloroform	1 J
Methyl t-Butyl Ether	8.6 J

130043K-DP03-GW55	
03/04/2008	
K-DP03	
Tetrachloroethene	1.8 J
cis -1,2-Dichloroethene	1.6 J
1,1-Dichloroethane	0.5 J
Trichloroethene	2 J
Chloroform	0.93 J
Methyl t-Butyl Ether	6.8 J

130043K-DP04-GW55	
03/05/2008	
K-DP04	
Tetrachloroethene	2.9
1,1-Dichloroethane	0.94
Trichloroethene	0.8
Chloroform	0.57
Metylcyclohexane	0.88

130043K-DP05-GW55	
03/05/2008	
K-DP05	
Tetrachloroethene	2.6
cis -1,2-Dichloroethene	1.2
1,1,1-Trichloroethane	0.81
1,1-Dichloroethane	4.6
Trichloroethene	0.82

Sampling Location

*Previous investigations failed to locate source areas (e.g. cesspools, drainage structures)

Notes:
All units in µg\L.
All exceedances highlighted and bolded.
ND=Non-detect

Site Specific Groundwater Delineation Criteria	
Toluene	5
Tetrachloroethene	5
cis -1,2-Dichloroethene	5
1,1,1-Trichloroethane	5
Methylene chloride	5
1,1-Dichloroethane	5
1,1- Dichloroethene	5
Trichlorofluoromethane	5
Trichloroethene	5
Chloroform	7
Methyl t-Butyl Ether	10
Metylcyclohexane	50
Acetone	50

CDM

Figure 4-12
Site K
Groundwater VOC Exceedances
62 Kinkel Street
New Cassel Industrial Area
North Hempstead, New York

Appendix A
Analytical Results Summary Tables

Table A-1 Soil Vapor Analytical Results
Table A-2 Groundwater Analytical Results
Table A-3 Field Blank and Trip Blank Analytical Results

Appendix A
Table A-1 Soil Vapor Analytical Results

Table A-1
Soil Vapor Analytical Results
New Cassel Industrial Area
North Hempstead, NY

			Sample ID	130043A-DP01-AA		130043A-DP01-SV08		130043A-DP01-SV25		130043A-DP01-SV45	
			Sample Date	03/14/2008		03/14/2008		03/14/2008		03/14/2008	
			Boring Location	A-DP01		A-DP01		A-DP01		A-DP01	
Case Number	Chemical Name	Result Unit	Molecular Weight								
100-41-4	Ethylbenzene	ug/m3	106.2	0.87	J	21.70	U	21.70	U	21.70	U
100-42-5	Styrene	ug/m3	104.1	2.13	U	21.30	U	21.30	U	21.30	U
10061-01-5	cis-1,3-Dichloropropene	ug/m3	111	2.27	U	22.70	U	22.70	U	22.70	U
10061-02-6	trans-1,3-Dichloropropene	ug/m3	111	2.27	U	22.70	U	22.70	U	22.70	U
106-46-7	1,4-Dichlorobenzene	ug/m3	147	3.01	U	30.10	U	30.10	U	30.10	U
106-93-4	1,2-Dibromoethane	ug/m3	187.9	3.84	U	38.40	U	38.40	U	38.40	U
106-99-0	1,3-Butadiene	ug/m3	54.09	1.11	U	11.10	U	11.10	U	11.10	U
107-05-1	Allyl Chloride	ug/m3	76.53	1.57	U	15.70	U	15.70	U	15.70	U
107-06-2	1,2-Dichloroethane	ug/m3	98.96	2.02	U	20.20	U	20.20	U	20.20	U
108-10-1	4-Methyl-2-Pentanone	ug/m3	100.2	2.05	U	20.50	U	20.50	U	20.50	U
108-67-8	1,3,5-Trimethylbenzene	ug/m3	120.2	0.49	J	24.60	U	24.60	U	24.60	U
108-88-3	Toluene	ug/m3	92.14	9.42		8.67	J	6.41	J	10.60	J
108-90-7	Chlorobenzene	ug/m3	112.6	2.30	U	23.00	U	23.00	U	23.00	U
109-99-9	Tetrahydrofuran	ug/m3	154	3.15	U	7.56	J	34.00		46.60	
110-54-3	Hexane	ug/m3	86.17	1.76	U	17.60	U	17.60	U	17.60	U
110-82-7	CYCLOHEXANE	ug/m3	84.16	2.07		17.20	U	17.20	U	17.20	U
120-82-1	1,2,4-Trichlorobenzene	ug/m3	181.5	3.71	U	37.10	U	37.10	U	37.10	U
123-91-1	1,4-Dioxane	ug/m3	133	2.72	U	27.20	U	27.20	U	27.20	U
124-48-1	Dibromochloromethane	ug/m3	208.3	4.26	U	42.60	U	42.60	U	42.60	U
126777-61-2	m/p-Xylene	ug/m3	106.2	3.04		7.38	J	6.08	J	9.99	J
127-18-4	Tetrachloroethene	ug/m3	165.8	3.39	U	67.80	J	94.90		278.00	
142-82-5	n-Heptane	ug/m3	100.2	0.82	J	5.33	J	5.74	J	8.61	J
156-59-2	CIS-1,2-DICHLOROETHENE	ug/m3	96.94	1.98	U	19.80	U	19.80	U	23.80	
156-60-5	TRANS-1,2-DICHLOROETHENE	ug/m3	96.94	1.98	U	19.80	U	19.80	U	19.80	U
1634-04-4	Methyl t-Butyl Ether	ug/m3	88.15	1.80	U	18.00	U	18.00	U	18.00	U
540-84-1	2,2,4-Trimethylpentane	ug/m3	114.2	0.93	J	23.40	U	23.40	U	23.40	U
541-73-1	1,3-DICHLOROBENZENE	ug/m3	147	3.01	U	30.10	U	30.10	U	30.10	U
56-23-5	CARBON TETRACHLORIDE	ug/m3	153.8	0.44		2.52	U	2.52	U	2.52	U
593-60-2	Bromoethene	ug/m3	106.9	2.19	U	21.90	U	21.90	U	21.90	U
622-96-8	4-ETHYLTOLUENE	ug/m3	120.2	2.46	U	24.60	U	24.60	U	24.60	U
67-64-1	ACETONE	ug/m3	58.08	13.10	B	68.90	B	99.80	B	135.00	B
67-66-3	CHLOROFORM	ug/m3	119.4	2.44	U	24.40	U	24.40	U	24.40	U
71-43-2	BENZENE	ug/m3	78.11	1.92		16.00	U	16.00	U	16.00	U
71-55-6	1,1,1-TRICHLOROETHANE	ug/m3	133.4	2.73	U	27.30	U	27.30	U	8.73	J
74-83-9	BROMOMETHANE	ug/m3	94.94	1.94	U	19.40	U	19.40	U	19.40	U
74-87-3	CHLOROMETHANE	ug/m3	50.49	1.03		10.30	U	10.30	U	3.92	J
75-00-3	CHLOROETHANE	ug/m3	64.52	1.32	U	13.20	U	13.20	U	13.20	U
75-01-4	VINYL CHLORIDE	ug/m3	62.5	1.28	U	12.80	U	12.80	U	12.80	U
75-09-2	METHYLENE CHLORIDE	ug/m3	84.94	1.39	J	3.82	J	4.17	J	3.82	J
75-15-0	CARBON DISULFIDE	ug/m3	76.14	1.56	U	15.60	U	15.60	U	15.60	U
75-25-2	BROMOFORM	ug/m3	252.8	5.17	U	51.70	U	51.70	U	51.70	U
75-27-4	BROMODICHLOROMETHANE	ug/m3	163.8	3.35	U	33.50	U	33.50	U	33.50	U
75-34-3	1,1-DICHLOROETHANE	ug/m3	98.96	2.02	U	20.20	U	20.20	U	20.20	U
75-35-4	1,1-DICHLOROETHENE	ug/m3	96.94	1.98	U	19.80	U	19.80	U	19.80	U
75-65-0	tert-Butyl Alcohol	ug/m3	74.12	1.52	U	15.20	U	15.20	U	15.20	U
75-69-4	TRICHLOROFLUOROMETHANE	ug/m3	137.4	2.25	J	28.10	U	28.10	U	8.99	J
75-71-8	DICHLORODIFLUOROMETHANE	ug/m3	120.9	1.98	J	24.70	U	4.94	J	5.44	J
76-13-1	1,1,2-Trichloro-1,2,2-trifluoroetha	ug/m3	187.4	3.83	U	38.30	U	38.30	U	38.30	U
76-14-2	1,2-dichloro-1,1,2,2-tetrafluoroeth	ug/m3	170.9	3.49	U	34.90	U	34.90	U	34.90	U
78-87-5	1,2-DICHLOROPROPANE	ug/m3	113	2.31	U	23.10	U	23.10	U	23.10	U
78-93-3	2-BUTANONE	ug/m3	72.11	4.42		133.00	J	198.00		383.00	
79-00-5	1,1,2-TRICHLOROETHANE	ug/m3	133.4	2.73	U	27.30	U	27.30	U	27.30	U
79-01-6	TRICHLOROETHENE	ug/m3	131.4	0.25	U	2.47	U	2.47	U	75.20	
79-34-5	1,1,2,2-TETRACHLOROETHANE	ug/m3	167.9	3.43	U	34.30	U	34.30	U	34.30	U
80-62-6	Methyl Methacrylate	ug/m3	100.117	2.05	U	20.50	U	20.50	U	20.50	U
87-68-3	HEXACHLOROBUTADIENE	ug/m3	260.8	5.33	U	53.30	U	53.30	U	53.30	U
95-47-6	O-XYLENE	ug/m3	106.2	0.87	J	21.70	U	21.70	U	21.70	U
95-49-8	2-Chlorotoluene	ug/m3	126.58	2.59	U	25.90	U	25.90	U	25.90	U
95-50-1	1,2-DICHLOROBENZENE	ug/m3	147	3.01	U	30.10	U	30.10	U	30.10	U
95-63-6	1,2,4-TRIMETHYLBENZENE	ug/m3	120.2	1.47	J	4.92	J	4.92	J	4.92	J

Notes:
U - undefined ug/m3 - micrograms per cubic meter
SV - Soil Vapor J - estimated
DP - Direct Pusl ID - Identification
N - presumptive evidence of a compound

Table A-1
Soil Vapor Analytical Results
New Cassel Industrial Area
North Hempstead, NY

			Sample ID	130043A-DP02-SV08		130043A-DP02-SV25		130043A-DP02-SV45		130043A-DP03A-SV08		130043A-DP03A-SV25	
			Sample Date	03/14/2008		03/14/2008		03/14/2008		03/14/2008		03/14/2008	
			Boring Location	A-DP02		A-DP02		A-DP02		A-DP03A		A-DP03A	
Case Number	Chemical Name	Result Unit	Molecular Weight										
100-41-4	Ethylbenzene	ug/m3	106.2	8.69	J	4.78	J	21.70	U	4.34	J	4.34	J
100-42-5	Styrene	ug/m3	104.1	21.30	U	21.30	U	21.30	U	21.30	U	21.30	U
10061-01-5	cis-1,3-Dichloropropene	ug/m3	111	22.70	U	22.70	U	22.70	U	22.70	U	22.70	U
10061-02-6	trans-1,3-Dichloropropene	ug/m3	111	22.70	U	22.70	U	22.70	U	22.70	U	22.70	U
106-46-7	1,4-Dichlorobenzene	ug/m3	147	30.10	U	30.10	U	30.10	U	30.10	U	30.10	U
106-93-4	1,2-Dibromoethane	ug/m3	187.9	38.40	U	38.40	U	38.40	U	38.40	U	38.40	U
106-99-0	1,3-Butadiene	ug/m3	54.09	11.10	U	11.10	U	11.10	U	11.10	U	11.10	U
107-05-1	Allyl Chloride	ug/m3	76.53	15.70	U	15.70	U	15.70	U	15.70	U	15.70	U
107-06-2	1,2-Dichloroethane	ug/m3	98.96	20.20	U	20.20	U	20.20	U	20.20	U	20.20	U
108-10-1	4-Methyl-2-Pentanone	ug/m3	100.2	20.50	U	20.50	U	20.50	U	20.50	U	20.50	U
108-67-8	1,3,5-Trimethylbenzene	ug/m3	120.2	24.60	U	24.60	U	24.60	U	24.60	U	24.60	U
108-88-3	Toluene	ug/m3	92.14	12.40	J	18.80	J	12.80	J	13.20	J	13.20	J
108-90-7	Chlorobenzene	ug/m3	112.6	23.00	U	23.00	U	23.00	U	23.00	U	23.00	U
109-99-9	Tetrahydrofuran	ug/m3	154	11.30	J	15.10	J	33.40	J	11.30	J	44.10	J
110-54-3	Hexane	ug/m3	86.17	17.60	U	17.60	U	17.60	U	17.60	U	17.60	U
110-82-7	CYCLOHEXANE	ug/m3	84.16	17.20	U	17.20	U	17.20	U	17.20	U	17.20	U
120-82-1	1,2,4-Trichlorobenzene	ug/m3	181.5	37.10	U	37.10	U	37.10	U	37.10	U	37.10	U
123-91-1	1,4-Dioxane	ug/m3	133	27.20	U	27.20	U	27.20	U	27.20	U	27.20	U
124-48-1	Dibromochloromethane	ug/m3	208.3	42.60	U	42.60	U	42.60	U	42.60	U	42.60	U
126777-61-2	m/p-Xylene	ug/m3	106.2	26.90	J	13.00	J	9.99	J	10.40	J	12.20	J
127-18-4	Tetrachloroethene	ug/m3	165.8	54.90	J	29.20	J	62.40	J	624.00	J	5490.00	JD
142-82-5	n-Heptane	ug/m3	100.2	9.84	J	6.15	J	23.40		14.30	J	10.70	J
156-59-2	CIS-1,2-DICHLOROETHENE	ug/m3	96.94	19.80	U	19.80	U	19.80	U	95.20		5550.00	D
156-60-5	TRANS-1,2-DICHLOROETHENE	ug/m3	96.94	19.80	U	19.80	U	19.80	U	19.80	U	43.60	
1634-04-4	Methyl t-Butyl Ether	ug/m3	88.15	18.00	U	18.00	U	18.00	U	18.00	U	18.00	U
540-84-1	2,2,4-Trimethylpentane	ug/m3	114.2	23.40	U	23.40	U	23.40	U	23.40	U	23.40	U
541-73-1	1,3-DICHLOROBENZENE	ug/m3	147	30.10	U	30.10	U	30.10	U	30.10	U	30.10	U
56-23-5	CARBON TETRACHLORIDE	ug/m3	153.8	2.52	U	2.52	U	2.52	U	2.52	U	2.52	U
593-60-2	Bromoethene	ug/m3	106.9	21.90	U	21.90	U	21.90	U	21.90	U	21.90	U
622-96-8	4-ETHYLTOLUENE	ug/m3	120.2	24.60	U	24.60	U	24.60	U	24.60	U	24.60	U
67-64-1	ACETONE	ug/m3	58.08	138.00	B	107.00	B	238.00	B	107.00	B	207.00	B
67-66-3	CHLOROFORM	ug/m3	119.4	24.40	U	24.40	U	5.37	J	24.40	U	63.50	
71-43-2	BENZENE	ug/m3	78.11	4.47	J	3.51	J	4.79	J	5.11	J	3.19	J
71-55-6	1,1,1-TRICHLOROETHANE	ug/m3	133.4	27.30	U	27.30	U	27.30	U	27.30	U	33.80	
74-83-9	BROMOMETHANE	ug/m3	94.94	19.40	U	19.40	U	19.40	U	19.40	U	19.40	U
74-87-3	CHLOROMETHANE	ug/m3	50.49	10.30	U	10.30	U	10.30	U	10.30	U	10.30	U
75-00-3	CHLOROETHANE	ug/m3	64.52	13.20	U	13.20	U	13.20	U	13.20	U	13.20	U
75-01-4	VINYL CHLORIDE	ug/m3	62.5	12.80	U	12.80	U	12.80	U	12.80	U	2.56	J
75-09-2	METHYLENE CHLORIDE	ug/m3	84.94	4.52	J	17.40	U	4.52	J	3.82	J	17.40	U
75-15-0	CARBON DISULFIDE	ug/m3	76.14	15.60	U	15.60	U	15.60	U	15.60	U	15.60	U
75-25-2	BROMOFORM	ug/m3	252.8	51.70	U	51.70	U	51.70	U	51.70	U	51.70	U
75-27-4	BROMODICHLOROMETHANE	ug/m3	163.8	33.50	U	33.50	U	33.50	U	33.50	U	33.50	U
75-34-3	1,1-DICHLOROETHANE	ug/m3	98.96	20.20	U	20.20	U	20.20	U	20.20	U	26.30	
75-35-4	1,1-DICHLOROETHENE	ug/m3	96.94	19.80	U	19.80	U	19.80	U	19.80	U	19.80	U
75-65-0	tert-Butyl Alcohol	ug/m3	74.12	15.20	U	15.20	U	15.20	U	15.20	U	15.20	U
75-69-4	TRICHLOROFLUOROMETHANE	ug/m3	137.4	28.10	U	28.10	U	28.10	U	28.10	U	10.10	J
75-71-8	DICHLORODIFLUOROMETHANE	ug/m3	120.9	24.70	U	24.70	U	24.70	U	24.70	U	24.70	U
76-13-1	1,1,2-Trichloro-1,2,2-trifluoroetha	ug/m3	187.4	38.30	U	38.30	U	38.30	U	38.30	U	38.30	U
76-14-2	1,2-dichloro-1,1,2,2-tetrafluoroeth	ug/m3	170.9	34.90	U	34.90	U	34.90	U	34.90	U	34.90	U
78-87-5	1,2-DICHLOROPROPANE	ug/m3	113	23.10	U	23.10	U	23.10	U	23.10	U	23.10	U
78-93-3	2-BUTANONE	ug/m3	72.11	239.00	J	209.00	J	354.00	J	177.00	J	292.00	J
79-00-5	1,1,2-TRICHLOROETHANE	ug/m3	133.4	27.30	U	27.30	U	27.30	U	27.30	U	27.30	U
79-01-6	TRICHLOROETHENE	ug/m3	131.4	45.10	J	161.00	J	193.00	J	365.00	J	6990.00	JD
79-34-5	1,1,2,2-TETRACHLOROETHANE	ug/m3	167.9	34.30	U	34.30	U	34.30	U	34.30	U	12.40	J
80-62-6	Methyl Methacrylate	ug/m3	100.117	20.50	U	20.50	U	20.50	U	20.50	U	20.50	U
87-68-3	HEXACHLOROBUTADIENE	ug/m3	260.8	53.30	U	53.30	U	53.30	U	53.30	U	53.30	U
95-47-6	O-XYLENE	ug/m3	106.2	9.12	J	21.70	U	21.70	U	21.70	U	21.70	U
95-49-8	2-Chlorotoluene	ug/m3	126.58	25.90	U	25.90	U	25.90	U	25.90	U	25.90	U
95-50-1	1,2-DICHLOROBENZENE	ug/m3	147	30.10	U	30.10	U	30.10	U	30.10	U	30.10	U
95-63-6	1,2,4-TRIMETHYLBENZENE	ug/m3	120.2	5.41	J	5.41	J	5.41	J	4.92	J	4.92	J

Notes:
U - undefined ug/m3 - micrograms per cubic meter
SV - Soil Vapor J - estimated
DP - Direct Pusl ID - Identification
N - presumptive evidence of a compound

Table A-1
Soil Vapor Analytical Results
New Cassel Industrial Area
North Hempstead, NY

			Sample ID	130043A-DP03A-SV45		130043A-DP04-AA	
			Sample Date	03/14/2008		03/13/2008	
			Boring Location	A-DP03A		A-DP04	
Case Number	Chemical Name	Result Unit	Molecular Weight				
100-41-4	Ethylbenzene	ug/m3	106.2	4.34	J	0.43	J
100-42-5	Styrene	ug/m3	104.1	21.30	U	0.43	U
10061-01-5	cis-1,3-Dichloropropene	ug/m3	111	22.70	U	0.45	U
10061-02-6	trans-1,3-Dichloropropene	ug/m3	111	22.70	U	0.45	U
106-46-7	1,4-Dichlorobenzene	ug/m3	147	30.10	U	0.60	U
106-93-4	1,2-Dibromoethane	ug/m3	187.9	38.40	U	0.77	U
106-99-0	1,3-Butadiene	ug/m3	54.09	11.10	U	0.22	U
107-05-1	Allyl Chloride	ug/m3	76.53	15.70	U	0.31	U
107-06-2	1,2-Dichloroethane	ug/m3	98.96	20.20	U	0.40	U
108-10-1	4-Methyl-2-Pentanone	ug/m3	100.2	20.50	U	0.41	U
108-67-8	1,3,5-Trimethylbenzene	ug/m3	120.2	24.60	U	0.49	U
108-88-3	Toluene	ug/m3	92.14	13.20	J	2.26	
108-90-7	Chlorobenzene	ug/m3	112.6	23.00	U	0.46	U
109-99-9	Tetrahydrofuran	ug/m3	154	44.10	J	0.63	U
110-54-3	Hexane	ug/m3	86.17	17.60	U	0.35	U
110-82-7	CYCLOHEXANE	ug/m3	84.16	17.20	U	0.34	U
120-82-1	1,2,4-Trichlorobenzene	ug/m3	181.5	37.10	U	0.74	UJ
123-91-1	1,4-Dioxane	ug/m3	133	27.20	U	0.54	U
124-48-1	Dibromochloromethane	ug/m3	208.3	42.60	U	0.85	U
126777-61-2	m/p-Xylene	ug/m3	106.2	12.20	J	1.30	
127-18-4	Tetrachloroethene	ug/m3	165.8	5490.00	JD	2.17	
142-82-5	n-Heptane	ug/m3	100.2	10.70	J	0.41	
156-59-2	CIS-1,2-DICHLOROETHENE	ug/m3	96.94	5550.00	D	0.40	U
156-60-5	TRANS-1,2-DICHLOROETHENE	ug/m3	96.94	43.60		0.40	U
1634-04-4	Methyl t-Butyl Ether	ug/m3	88.15	18.00	U	0.36	U
540-84-1	2,2,4-Trimethylpentane	ug/m3	114.2	23.40	U	0.47	U
541-73-1	1,3-DICHLOROBENZENE	ug/m3	147	30.10	U	0.60	U
56-23-5	CARBON TETRACHLORIDE	ug/m3	153.8	2.52	U	0.50	
593-60-2	Bromoethene	ug/m3	106.9	21.90	U	0.44	U
622-96-8	4-ETHYLTOLUENE	ug/m3	120.2	24.60	U	0.49	U
67-64-1	ACETONE	ug/m3	58.08	207.00	B	6.18	B
67-66-3	CHLOROFORM	ug/m3	119.4	63.50		0.49	U
71-43-2	BENZENE	ug/m3	78.11	3.19	J	0.96	
71-55-6	1,1,1-TRICHLOROETHANE	ug/m3	133.4	33.80		0.55	U
74-83-9	BROMOMETHANE	ug/m3	94.94	19.40	U	0.39	U
74-87-3	CHLOROMETHANE	ug/m3	50.49	10.30	U	1.24	
75-00-3	CHLOROETHANE	ug/m3	64.52	13.20	U	0.26	U
75-01-4	VINYL CHLORIDE	ug/m3	62.5	2.56	J	0.10	U
75-09-2	METHYLENE CHLORIDE	ug/m3	84.94	17.40	U	12.20	UJ
75-15-0	CARBON DISULFIDE	ug/m3	76.14	15.60	U	0.31	U
75-25-2	BROMOFORM	ug/m3	252.8	51.70	U	1.03	U
75-27-4	BROMODICHLOROMETHANE	ug/m3	163.8	33.50	U	0.67	U
75-34-3	1,1-DICHLOROETHANE	ug/m3	98.96	26.30		0.40	U
75-35-4	1,1-DICHLOROETHENE	ug/m3	96.94	19.80	U	0.40	U
75-65-0	tert-Butyl Alcohol	ug/m3	74.12	15.20	U	0.30	U
75-69-4	TRICHLOROFLUOROMETHANE	ug/m3	137.4	10.10	J	1.12	
75-71-8	DICHLORODIFLUOROMETHANE	ug/m3	120.9	24.70	U	2.47	
76-13-1	1,1,2-Trichloro-1,2,2-trifluoroetha	ug/m3	187.4	38.30	U	0.77	U
76-14-2	1,2-dichloro-1,1,2,2-tetrafluoroeth	ug/m3	170.9	34.90	U	0.70	U
78-87-5	1,2-DICHLOROPROPANE	ug/m3	113	23.10	U	0.46	U
78-93-3	2-BUTANONE	ug/m3	72.11	292.00	J	1.77	BJ
79-00-5	1,1,2-TRICHLOROETHANE	ug/m3	133.4	27.30	U	0.55	U
79-01-6	TRICHLOROETHENE	ug/m3	131.4	6990.00	JD	0.21	U
79-34-5	1,1,2,2-TETRACHLOROETHANE	ug/m3	167.9	12.40	J	0.69	U
80-62-6	Methyl Methacrylate	ug/m3	100.117	20.50	U	0.41	U
87-68-3	HEXACHLOROBUTADIENE	ug/m3	260.8	53.30	U	1.07	UJ
95-47-6	O-XYLENE	ug/m3	106.2	21.70	U	0.43	J
95-49-8	2-Chlorotoluene	ug/m3	126.58	25.90	U	0.52	U
95-50-1	1,2-DICHLOROBENZENE	ug/m3	147	30.10	U	0.60	U
95-63-6	1,2,4-TRIMETHYLBENZENE	ug/m3	120.2	4.92	J	0.49	J

Notes:
U - undefined ug/m3 - micrograms per cubic meter
SV - Soil Vapor J - estimated
DP - Direct Pusl ID - Identification
N - presumptive evidence of a compound

Table A-1
Soil Vapor Analytical Results
New Cassel Industrial Area
North Hempstead, NY

			Sample ID	130043A-DP04-SV08		130043A-DP04-SV25		130043A-DP04-SV45		130043A-DP05-SD45		130043A-DP05-SV08	
			Sample Date	03/13/2008		03/13/2008		03/13/2008		03/13/2008		03/13/2008	
			Boring Location	A-DP04		A-DP04		A-DP04		A-DP05		A-DP05	
Case Number	Chemical Name	Result Unit	Molecular Weight										
100-41-4	Ethylbenzene	ug/m3	106.2	4.34	U	4.34	U	4.34	U	4.34	U	4.34	U
100-42-5	Styrene	ug/m3	104.1	4.26	U	4.26	U	4.26	U	4.26	U	4.26	U
10061-01-5	cis-1,3-Dichloropropene	ug/m3	111	4.54	U	4.54	U	4.54	U	4.54	U	4.54	U
10061-02-6	trans-1,3-Dichloropropene	ug/m3	111	4.54	U	4.54	U	4.54	U	4.54	U	4.54	U
106-46-7	1,4-Dichlorobenzene	ug/m3	147	6.01	U	6.01	U	6.01	U	6.01	U	6.01	U
106-93-4	1,2-Dibromoethane	ug/m3	187.9	7.69	U	7.69	U	7.69	U	7.69	U	7.69	U
106-99-0	1,3-Butadiene	ug/m3	54.09	2.21	U	2.21	U	2.21	U	2.21	U	2.21	U
107-05-1	Allyl Chloride	ug/m3	76.53	3.13	U	3.13	U	3.13	U	3.13	U	3.13	U
107-06-2	1,2-Dichloroethane	ug/m3	98.96	4.05	U	4.05	U	4.05	U	4.05	U	4.05	U
108-10-1	4-Methyl-2-Pentanone	ug/m3	100.2	4.10	U	4.10	U	4.10	U	4.10	U	4.10	U
108-67-8	1,3,5-Trimethylbenzene	ug/m3	120.2	4.92	U	4.92	U	4.92	U	4.92	U	4.92	U
108-88-3	Toluene	ug/m3	92.14	13.90		12.10		8.29		10.60		10.20	
108-90-7	Chlorobenzene	ug/m3	112.6	4.61	U	4.61	U	4.61	U	4.61	U	4.61	U
109-99-9	Tetrahydrofuran	ug/m3	154	6.30	U	25.20		29.60		6.30	U	13.20	
110-54-3	Hexane	ug/m3	86.17	21.10		12.70		20.40		13.00		3.52	U
110-82-7	CYCLOHEXANE	ug/m3	84.16	3.44	U	3.44	U	7.23		3.44	U	3.44	U
120-82-1	1,2,4-Trichlorobenzene	ug/m3	181.5	7.42	U	7.42	U	7.42	U	7.42	U	7.42	U
123-91-1	1,4-Dioxane	ug/m3	133	5.44	U	5.44	U	5.44	U	5.44	U	5.44	U
124-48-1	Dibromochloromethane	ug/m3	208.3	8.52	U	8.52	U	8.52	U	8.52	U	8.52	U
126777-61-2	m/p-Xylene	ug/m3	106.2	6.08		9.56		9.12		14.30		6.95	
127-18-4	Tetrachloroethene	ug/m3	165.8	6710.00	D	166000.00	ED	198000.00	ED	224000.00	ED	3200.00	D
142-82-5	n-Heptane	ug/m3	100.2	13.10		7.79		10.20		8.20		4.51	
156-59-2	CIS-1,2-DICHLOROETHENE	ug/m3	96.94	3.96	U	11.50		31.70		286.00		3.96	U
156-60-5	TRANS-1,2-DICHLOROETHENE	ug/m3	96.94	3.96	U	3.96	U	3.96	U	4.36		3.96	U
1634-04-4	Methyl t-Butyl Ether	ug/m3	88.15	3.61	U	3.61	U	3.61	U	3.61	U	3.61	U
540-84-1	2,2,4-Trimethylpentane	ug/m3	114.2	8.87		4.67	U	4.67	U	4.67	U	4.67	U
541-73-1	1,3-DICHLOROBENZENE	ug/m3	147	6.01	U	6.01	U	6.01	U	6.01	U	6.01	U
56-23-5	CARBON TETRACHLORIDE	ug/m3	153.8	2.52	U	2.52	U	2.52	U	2.52	U	2.52	U
593-60-2	Bromoethene	ug/m3	106.9	4.37	U	4.37	U	4.37	U	4.37	U	4.37	U
622-96-8	4-ETHYLTOLUENE	ug/m3	120.2	4.92	U	4.92	U	4.92	U	4.92	U	4.92	U
67-64-1	ACETONE	ug/m3	58.08	56.10	JB	41.30	JB	38.70	JB	44.70	JB	32.10	JB
67-66-3	CHLOROFORM	ug/m3	119.4	4.88	U	4.88	U	4.88	U	4.88	U	4.88	U
71-43-2	BENZENE	ug/m3	78.11	5.43		4.47		3.83		3.19	U	3.51	
71-55-6	1,1,1-TRICHLOROETHANE	ug/m3	133.4	19.10		437.00		589.00	D	385.00		5.46	U
74-83-9	BROMOMETHANE	ug/m3	94.94	3.88	U	3.88	U	3.88	U	3.88	U	3.88	U
74-87-3	CHLOROMETHANE	ug/m3	50.49	2.07	U	2.07	U	2.07	U	2.07	U	2.07	U
75-00-3	CHLOROETHANE	ug/m3	64.52	2.64	U	2.64	U	2.64	U	2.64	U	2.64	U
75-01-4	VINYL CHLORIDE	ug/m3	62.5	1.02	U	1.02	U	1.02	U	1.02	U	1.02	U
75-09-2	METHYLENE CHLORIDE	ug/m3	84.94	4.86		3.47	U	3.47	U	3.47	U	3.47	U
75-15-0	CARBON DISULFIDE	ug/m3	76.14	3.11	U	3.11	U	3.11	U	3.11	U	3.11	U
75-25-2	BROMOFORM	ug/m3	252.8	10.30	U	10.30	U	10.30	U	10.30	U	10.30	U
75-27-4	BROMODICHLOROMETHANE	ug/m3	163.8	6.70	U	6.70	U	6.70	U	6.70	U	6.70	U
75-34-3	1,1-DICHLOROETHANE	ug/m3	98.96	4.05	U	4.05	U	4.05	J	3.64	J	4.05	U
75-35-4	1,1-DICHLOROETHENE	ug/m3	96.94	3.96	U	3.96	U	3.96	U	3.96	U	3.96	U
75-65-0	tert-Butyl Alcohol	ug/m3	74.12	3.03	U	3.03	U	3.03	U	3.03	U	3.03	U
75-69-4	TRICHLOROFLUOROMETHANE	ug/m3	137.4	5.62	U	5.62	U	5.62	U	8.99		5.62	U
75-71-8	DICHLORODIFLUOROMETHANE	ug/m3	120.9	4.94	U	4.94	U	4.94	U	4.94	U	4.94	U
76-13-1	1,1,2-Trichloro-1,2,2-trifluoroetha	ug/m3	187.4	75.90		2910.00	D	4410.00	D	4320.00	D	14.60	
76-14-2	1,2-dichloro-1,1,2,2-tetrafluoroeth	ug/m3	170.9	6.99	U	6.99	U	6.99	U	6.99	U	6.99	U
78-87-5	1,2-DICHLOROPROPANE	ug/m3	113	4.62	U	4.62	U	4.62	U	4.62	U	4.62	U
78-93-3	2-BUTANONE	ug/m3	72.11	90.20	J	127.00	J	103.00	J	109.00	J	116.00	J
79-00-5	1,1,2-TRICHLOROETHANE	ug/m3	133.4	5.46	U	5.46	U	5.46	U	5.46	U	5.46	U
79-01-6	TRICHLOROETHENE	ug/m3	131.4	17.70		437.00		774.00		2620.00	D	25.80	
79-34-5	1,1,2,2-TETRACHLOROETHANE	ug/m3	167.9	6.87	U	6.87	U	6.87	U	6.87	U	6.87	U
80-62-6	Methyl Methacrylate	ug/m3	100.117	4.09	U	4.09	U	4.09	U	4.09	U	4.09	U
87-68-3	HEXACHLOROBUTADIENE	ug/m3	260.8	10.70	U	10.70	U	10.70	U	10.70	U	10.70	U
95-47-6	O-XYLENE	ug/m3	106.2	4.34	U	4.34	U	4.34	U	4.78		4.34	U
95-49-8	2-Chlorotoluene	ug/m3	126.58	5.18	U	5.18	U	5.18	U	5.18	U	5.18	U
95-50-1	1,2-DICHLOROBENZENE	ug/m3	147	6.01	U	6.01	U	6.01	U	6.01	U	6.01	U
95-63-6	1,2,4-TRIMETHYLBENZENE	ug/m3	120.2	4.92	U	4.92	U	4.92	U	4.92	U	4.92	U

Notes:
U - undefined ug/m3 - micrograms per cubic meter
SV - Soil Vapor J - estimated
DP - Direct Pusl ID - Identification
N - presumptive evidence of a compound

Table A-1
Soil Vapor Analytical Results
New Cassel Industrial Area
North Hempstead, NY

			Sample ID	130043A-DP05-SV25		130043A-DP05-SV45		130043B-DP01-SV08		130043B-DP01-SV25		130043B-DP01-SV45	
			Sample Date	03/13/2008		03/13/2008		03/11/2008		03/11/2008		03/11/2008	
			Boring Location	A-DP05		A-DP05		B-DP01		B-DP01		B-DP01	
Case Number	Chemical Name	Result Unit	Molecular Weight										
100-41-4	Ethylbenzene	ug/m3	106.2	4.34	U	4.34	U	5.21	J	208.00		8.69	J
100-42-5	Styrene	ug/m3	104.1	4.26	U	4.26	U	2.64	UJ	2.64	UJ	2.64	UJ
10061-01-5	cis-1,3-Dichloropropene	ug/m3	111	4.54	U	4.54	U	2.27	U	2.27	U	2.27	U
10061-02-6	trans-1,3-Dichloropropene	ug/m3	111	4.54	U	4.54	U	2.59	U	2.59	U	2.59	U
106-46-7	1,4-Dichlorobenzene	ug/m3	147	6.01	U	6.01	U	1.50	U	1.50	U	1.50	U
106-93-4	1,2-Dibromoethane	ug/m3	187.9	7.69	U	7.69	U	9.99	U	9.99	U	9.99	U
106-99-0	1,3-Butadiene	ug/m3	54.09	2.21	UJ	2.21	U	0.80	U	0.80	U	0.80	U
107-05-1	Allyl Chloride	ug/m3	76.53	3.13	UJ	3.13	U	1.91	U	1.91	U	1.91	U
107-06-2	1,2-Dichloroethane	ug/m3	98.96	4.05	U	4.05	U	2.02	U	2.02	U	2.02	U
108-10-1	4-Methyl-2-Pentanone	ug/m3	100.2	4.10	U	4.10	U	2.05	U	2.05	U	2.05	U
108-67-8	1,3,5-Trimethylbenzene	ug/m3	120.2	4.92	U	4.92	U	1.72	UJ	1.72	UJ	1.72	UJ
108-88-3	Toluene	ug/m3	92.14	8.67		9.42		24.90		52.80		45.20	
108-90-7	Chlorobenzene	ug/m3	112.6	4.61	U	4.61	U	1.20	U	1.20	U	1.20	U
109-99-9	Tetrahydrofuran	ug/m3	154	32.80		6.30	U	25.20	J	40.30		44.70	
110-54-3	Hexane	ug/m3	86.17	3.52	UJ	3.52	U	0.92	U	0.92	U	28.20	
110-82-7	CYCLOHEXANE	ug/m3	84.16	3.44	UJ	3.44	U	0.41	U	0.41	U	0.41	U
120-82-1	1,2,4-Trichlorobenzene	ug/m3	181.5	7.42	U	7.42	U	21.50	J	2.60	U	2.60	U
123-91-1	1,4-Dioxane	ug/m3	133	5.44	U	5.44	U	2.50	U	2.50	U	2.50	U
124-48-1	Dibromochloromethane	ug/m3	208.3	8.52	U	8.52	U	2.22	U	2.22	U	2.22	U
126777-61-2	m/p-Xylene	ug/m3	106.2	5.65		6.52		13.00	J	695.00		23.00	
127-18-4	Tetrachloroethene	ug/m3	165.8	42000.00	ED	94300.00	ED	420.00		2710.00	D	1150.00	D
142-82-5	n-Heptane	ug/m3	100.2	5.33	J	4.10	U	4.92	J	7.79	J	9.84	J
156-59-2	CIS-1,2-DICHLOROETHENE	ug/m3	96.94	227.00	J	117.00		1.39	U	32.90		20.20	
156-60-5	TRANS-1,2-DICHLOROETHENE	ug/m3	96.94	3.96	UJ	3.96	U	1.23	U	1.23	U	1.23	U
1634-04-4	Methyl t-Butyl Ether	ug/m3	88.15	3.61	UJ	3.61	U	0.61	U	0.61	U	0.61	U
540-84-1	2,2,4-Trimethylpentane	ug/m3	114.2	4.67	U	4.67	U	1.17	U	1.17	U	1.17	U
541-73-1	1,3-DICHLOROBENZENE	ug/m3	147	6.01	U	6.01	U	1.02	U	1.02	U	1.02	U
56-23-5	CARBON TETRACHLORIDE	ug/m3	153.8	2.52	U	2.52	U	1.07	U	1.07	U	1.07	U
593-60-2	Bromoethene	ug/m3	106.9	4.37	UJ	4.37	U	1.05	U	1.05	U	1.05	U
622-96-8	4-ETHYLTOLUENE	ug/m3	120.2	4.92	U	4.92	U	1.28	UJ	1.28	UJ	1.28	UJ
67-64-1	ACETONE	ug/m3	58.08	62.70	JB	15.90	JB	59.40	B	138.00	B	195.00	B
67-66-3	CHLOROFORM	ug/m3	119.4	4.88	UJ	4.88	U	1.51	U	5.37	J	1.51	U
71-43-2	BENZENE	ug/m3	78.11	3.51		3.19	U	30.30		8.63	J	8.63	J
71-55-6	1,1,1-TRICHLOROETHANE	ug/m3	133.4	119.00	J	159.00		1.20	U	191.00		175.00	
74-83-9	BROMOMETHANE	ug/m3	94.94	3.88	UJ	3.88	U	0.93	U	0.93	U	0.93	U
74-87-3	CHLOROMETHANE	ug/m3	50.49	2.07	UJ	2.07	U	0.52	U	0.52	U	3.10	J
75-00-3	CHLOROETHANE	ug/m3	64.52	2.64	UJ	2.64	U	0.45	U	0.45	U	0.45	U
75-01-4	VINYL CHLORIDE	ug/m3	62.5	1.02	UJ	1.02	U	0.61	U	0.61	U	0.61	U
75-09-2	METHYLENE CHLORIDE	ug/m3	84.94	3.47	UJ	3.47	U	13.20	J	12.90	J	13.50	J
75-15-0	CARBON DISULFIDE	ug/m3	76.14	3.11	UJ	3.11	U	0.47	U	0.47	U	6.85	J
75-25-2	BROMOFORM	ug/m3	252.8	10.30	U	10.30	U	1.55	U	1.55	U	1.55	U
75-27-4	BROMODICHLOROMETHANE	ug/m3	163.8	6.70	U	6.70	U	3.35	U	3.35	U	3.35	U
75-34-3	1,1-DICHLOROETHANE	ug/m3	98.96	4.05	UJ	4.05	U	0.97	U	68.80		32.80	
75-35-4	1,1-DICHLOROETHENE	ug/m3	96.94	3.96	UJ	3.96	U	0.99	U	0.99	U	0.99	U
75-65-0	tert-Butyl Alcohol	ug/m3	74.12	3.03	UJ	3.03	U	2.39	U	2.39	U	15.80	
75-69-4	TRICHLOROFLUOROMETHANE	ug/m3	137.4	5.62	UJ	5.62	J	5.62	J	10.10	J	19.70	J
75-71-8	DICHLORODIFLUOROMETHANE	ug/m3	120.9	4.94	UJ	4.94	U	6.92	J	5.44	J	0.84	U
76-13-1	1,1,2-Trichloro-1,2,2-trifluoroetha	ug/m3	187.4	743.00	J	973.00		10.70	J	29.90	J	54.40	
76-14-2	1,2-dichloro-1,1,2,2-tetrafluoroeth	ug/m3	170.9	6.99	UJ	6.99	U	1.54	U	1.54	U	1.54	U
78-87-5	1,2-DICHLOROPROPANE	ug/m3	113	4.62	U	4.62	U	2.22	U	2.22	U	2.22	U
78-93-3	2-BUTANONE	ug/m3	72.11	179.00		29.20	J	227.00	B	280.00	B	442.00	B
79-00-5	1,1,2-TRICHLOROETHANE	ug/m3	133.4	5.46	U	5.46	U	2.40	U	2.40	U	2.40	U
79-01-6	TRICHLOROETHENE	ug/m3	131.4	570.00		661.00		312.00		21000.00	D	6990.00	D
79-34-5	1,1,2,2-TETRACHLOROETHANE	ug/m3	167.9	6.87	U	6.87	U	1.65	U	1.65	U	1.65	U
80-62-6	Methyl Methacrylate	ug/m3	100.117	4.09	U	4.09	U	2.58	U	2.58	U	2.58	U
87-68-3	HEXACHLOROBUTADIENE	ug/m3	260.8	10.70	U	10.70	U	28.80	J	2.35	U	2.35	U
95-47-6	O-XYLENE	ug/m3	106.2	4.34	U	4.34	U	5.21	J	182.00		6.95	J
95-49-8	2-Chlorotoluene	ug/m3	126.58	5.18	U	5.18	U	1.97	UJ	1.97	UJ	1.97	UJ
95-50-1	1,2-DICHLOROBENZENE	ug/m3	147	6.01	U	6.01	U	1.32	U	1.32	U	1.32	U
95-63-6	1,2,4-TRIMETHYLBENZENE	ug/m3	120.2	4.92	U	4.92	U	1.18	U	1.18	U	1.18	U

Notes:
U - undefined ug/m3 - micrograms per cubic meter
SV - Soil Vapor J - estimated
DP - Direct Pusl ID - Identification
N - presumptive evidence of a compound

Table A-1
Soil Vapor Analytical Results
New Cassel Industrial Area
North Hempstead, NY

			Sample ID	130043B-DP02-AA		130043B-DP02-SD25		130043B-DP02-SV08		130043B-DP02-SV25		130043B-DP02-SV45	
			Sample Date	03/11/2008		03/11/2008		03/11/2008		03/11/2008		03/11/2008	
			Boring Location	B-DP02		B-DP02		B-DP02		B-DP02		B-DP02	
Case Number	Chemical Name	Result Unit	Molecular Weight										
100-41-4	Ethylbenzene	ug/m3	106.2	6.95		43.00		17.40	J	47.80		565.00	D
100-42-5	Styrene	ug/m3	104.1	2.13	U	2.64	UJ	2.64	UJ	2.64	UJ	2.64	UJ
10061-01-5	cis-1,3-Dichloropropene	ug/m3	111	2.27	U	2.27	U	2.27	U	2.27	U	2.27	U
10061-02-6	trans-1,3-Dichloropropene	ug/m3	111	2.27	U	2.59	U	2.59	U	2.59	U	2.59	U
106-46-7	1,4-Dichlorobenzene	ug/m3	147	3.01	U	1.50	U	1.50	U	6.01	J	1.50	U
106-93-4	1,2-Dibromoethane	ug/m3	187.9	3.84	U	9.99	U	9.99	U	9.99	U	9.99	U
106-99-0	1,3-Butadiene	ug/m3	54.09	1.11	U	0.80	U	0.80	U	0.80	U	0.80	U
107-05-1	Allyl Chloride	ug/m3	76.53	1.57	U	1.91	U	1.91	U	1.91	U	1.91	U
107-06-2	1,2-Dichloroethane	ug/m3	98.96	2.02	U	2.02	U	2.02	U	2.02	U	2.02	U
108-10-1	4-Methyl-2-Pentanone	ug/m3	100.2	0.82	J	2.05	U	2.05	U	2.05	U	2.05	U
108-67-8	1,3,5-Trimethylbenzene	ug/m3	120.2	2.46	U	1.72	U	5.90	J	7.37	J	1.72	U
108-88-3	Toluene	ug/m3	92.14	10.20		71.60		75.40		71.60		41.50	
108-90-7	Chlorobenzene	ug/m3	112.6	2.30	U	1.20	U	1.20	U	1.20	U	1.20	U
109-99-9	Tetrahydrofuran	ug/m3	154	3.15	U	5.29	U	5.29	U	5.29	U	35.30	
110-54-3	Hexane	ug/m3	86.17	1.76	UJ	0.92	U	0.92	U	0.92	U	0.92	U
110-82-7	CYCLOHEXANE	ug/m3	84.16	1.72	U	0.41	U	0.41	U	0.41	U	0.41	U
120-82-1	1,2,4-Trichlorobenzene	ug/m3	181.5	3.71	U	17.80	J	16.30	J	24.50	J	30.40	J
123-91-1	1,4-Dioxane	ug/m3	133	2.72	U	2.50	U	2.50	U	2.50	U	2.50	U
124-48-1	Dibromochloromethane	ug/m3	208.3	4.26	U	2.22	U	2.22	U	2.22	U	2.22	U
126777-61-2	m/p-Xylene	ug/m3	106.2	22.60		126.00		60.80		139.00		1610.00	D
127-18-4	Tetrachloroethene	ug/m3	165.8	3.39	U	570.00		183.00		583.00		461.00	
142-82-5	n-Heptane	ug/m3	100.2	0.41	J	8.20	J	16.00	J	10.70	J	10.70	J
156-59-2	CIS-1,2-DICHLOROETHENE	ug/m3	96.94	1.98	U	9.91	J	1.39	U	12.30	J	10.70	J
156-60-5	TRANS-1,2-DICHLOROETHENE	ug/m3	96.94	1.98	U	1.23	U	1.23	U	1.23	U	1.23	U
1634-04-4	Methyl t-Butyl Ether	ug/m3	88.15	1.80	U	0.61	U	0.61	U	0.61	U	0.61	U
540-84-1	2,2,4-Trimethylpentane	ug/m3	114.2	0.93	J	1.17	U	6.54	J	1.17	U	1.17	U
541-73-1	1,3-DICHLOROBENZENE	ug/m3	147	3.01	U	1.02	U	1.02	U	6.61	J	1.02	U
56-23-5	CARBON TETRACHLORIDE	ug/m3	153.8	0.25	U	1.07	U	1.07	U	4.40		1.07	U
593-60-2	Bromoethene	ug/m3	106.9	2.19	U	1.05	U	1.05	U	1.05	U	1.05	U
622-96-8	4-ETHYLTOLUENE	ug/m3	120.2	2.46	U	4.92	J	6.88	J	7.87	J	1.28	UJ
67-64-1	ACETONE	ug/m3	58.08	11.20	U	1730.00	DB	1020.00	DB	1590.00	DB	121.00	B
67-66-3	CHLOROFORM	ug/m3	119.4	2.44	U	5.86	J	1.51	U	8.79	J	5.86	J
71-43-2	BENZENE	ug/m3	78.11	1.60		7.99	J	12.80	J	10.50	J	6.07	J
71-55-6	1,1,1-TRICHLOROETHANE	ug/m3	133.4	2.73	U	300.00		21.80	J	295.00		311.00	
74-83-9	BROMOMETHANE	ug/m3	94.94	1.94	U	0.93	U	0.93	U	0.93	U	0.93	U
74-87-3	CHLOROMETHANE	ug/m3	50.49	1.24	J	0.52	U	0.52	U	2.07	J	0.52	U
75-00-3	CHLOROETHANE	ug/m3	64.52	1.32	U	0.45	U	0.45	U	0.45	U	0.45	U
75-01-4	VINYL CHLORIDE	ug/m3	62.5	1.28	U	0.61	U	0.61	U	0.61	U	0.61	U
75-09-2	METHYLENE CHLORIDE	ug/m3	84.94	3.13	J	14.20	J	4.52	J	15.60	J	14.20	J
75-15-0	CARBON DISULFIDE	ug/m3	76.14	1.56	U	0.47	U	0.47	U	0.47	U	0.47	U
75-25-2	BROMOFORM	ug/m3	252.8	5.17	U	1.55	U	1.55	U	1.55	U	1.55	U
75-27-4	BROMODICHLOROMETHANE	ug/m3	163.8	3.35	U	3.35	U	3.35	U	3.35	U	3.35	U
75-34-3	1,1-DICHLOROETHANE	ug/m3	98.96	2.02	U	0.97	U	0.97	U	7.29	J	5.26	J
75-35-4	1,1-DICHLOROETHENE	ug/m3	96.94	1.98	U	0.99	U	0.99	U	4.76	J	0.99	U
75-65-0	tert-Butyl Alcohol	ug/m3	74.12	1.52	U	5.76	J	4.55	J	7.58	J	4.55	J
75-69-4	TRICHLOROFLUOROMETHANE	ug/m3	137.4	1.69	J	61.80		5.62	J	56.20		73.10	
75-71-8	DICHLORODIFLUOROMETHANE	ug/m3	120.9	31.60	J	7.42	J	6.43	J	10.90	J	8.41	J
76-13-1	1,1,2-Trichloro-1,2,2-trifluoroetha	ug/m3	187.4	3.83	U	7.66	J	1.99	U	11.50	J	9.20	J
76-14-2	1,2-dichloro-1,1,2,2-tetrafluoroeth	ug/m3	170.9	3.49	U	1.54	U	1.54	U	1.54	U	1.54	U
78-87-5	1,2-DICHLOROPROPANE	ug/m3	113	2.31	U	2.22	U	2.22	U	2.22	U	2.22	U
78-93-3	2-BUTANONE	ug/m3	72.11	2.65	J	29.50	B	26.50	B	32.40	B	383.00	B
79-00-5	1,1,2-TRICHLOROETHANE	ug/m3	133.4	2.73	U	2.40	U	2.40	U	2.40	U	2.40	U
79-01-6	TRICHLOROETHENE	ug/m3	131.4	0.25	U	2690.00	D	102.00		2530.00	D	1070.00	D
79-34-5	1,1,2,2-TETRACHLOROETHANE	ug/m3	167.9	3.43	U	1.65	U	1.65	U	1.65	U	1.65	U
80-62-6	Methyl Methacrylate	ug/m3	100.117	2.05	U	2.58	U	2.58	U	2.58	U	2.58	U
87-68-3	HEXACHLOROBUTADIENE	ug/m3	260.8	5.33	U	36.30	J	39.50	J	48.00	J	50.10	J
95-47-6	O-XYLENE	ug/m3	106.2	4.34		31.30		17.80	J	36.10		365.00	D
95-49-8	2-Chlorotoluene	ug/m3	126.58	2.59	U	1.97	U	1.97	U	5.18	J	1.97	U
95-50-1	1,2-DICHLOROBENZENE	ug/m3	147	3.01	U	1.32	U	1.32	U	7.82	J	1.32	U
95-63-6	1,2,4-TRIMETHYLBENZENE	ug/m3	120.2	0.98	J	29.50		28.00		35.40		1.18	U

Notes:
U - undefined ug/m3 - micrograms per cubic meter
SV - Soil Vapor J - estimated
DP - Direct Pusl ID - Identification
N - presumptive evidence of a compound

Table A-1
Soil Vapor Analytical Results
New Cassel Industrial Area
North Hempstead, NY

			Sample ID	130043B-DP03-SV08		130043B-DP03-SV25		130043B-DP03-SV45		130043B-DP04-AA		130043B-DP04-SV08	
			Sample Date	03/11/2008		03/11/2008		03/11/2008		03/12/2008		03/12/2008	
			Boring Location	B-DP03		B-DP03		B-DP03		B-DP04		B-DP04	
Case Number	Chemical Name	Result Unit	Molecular Weight										
100-41-4	Ethylbenzene	ug/m3	106.2	0.78	U	25.60		29.50		0.43	J	3.47	J
100-42-5	Styrene	ug/m3	104.1	2.64	UJ	2.64	UJ	2.64	UJ	0.26	UJ	2.13	U
10061-01-5	cis-1,3-Dichloropropene	ug/m3	111	2.27	U	2.27	U	2.27	U	0.23	U	2.27	U
10061-02-6	trans-1,3-Dichloropropene	ug/m3	111	2.59	U	2.59	U	2.59	U	0.26	U	2.27	U
106-46-7	1,4-Dichlorobenzene	ug/m3	147	1.50	U	1.50	U	1.50	U	0.15	U	3.01	U
106-93-4	1,2-Dibromoethane	ug/m3	187.9	9.99	U	9.99	U	9.99	U	1.00	U	3.84	U
106-99-0	1,3-Butadiene	ug/m3	54.09	0.80	U	0.80	U	0.80	U	0.08	U	1.11	U
107-05-1	Allyl Chloride	ug/m3	76.53	1.91	U	1.91	U	1.91	U	0.63	J	1.57	U
107-06-2	1,2-Dichloroethane	ug/m3	98.96	2.02	U	2.02	U	2.02	U	0.40	J	2.02	U
108-10-1	4-Methyl-2-Pentanone	ug/m3	100.2	2.05	U	2.05	U	2.05	U	0.20	U	2.05	U
108-67-8	1,3,5-Trimethylbenzene	ug/m3	120.2	1.72	U	1.72	UJ	1.72	UJ	0.17	U	2.46	U
108-88-3	Toluene	ug/m3	92.14	1.81	U	56.50		52.80		1.51	J	9.80	J
108-90-7	Chlorobenzene	ug/m3	112.6	1.20	U	1.20	U	1.20	U	0.46	J	2.30	U
109-99-9	Tetrahydrofuran	ug/m3	154	5.29	U	5.29	U	8.82	J	0.53	U	8.19	J
110-54-3	Hexane	ug/m3	86.17	0.92	U	0.92	U	0.92	U	0.09	U	1.76	UJ
110-82-7	CYCLOHEXANE	ug/m3	84.16	0.41	U	0.41	U	0.41	U	0.04	U	1.72	U
120-82-1	1,2,4-Trichlorobenzene	ug/m3	181.5	2.60	U	2.60	U	2.60	U	0.26	U	3.71	U
123-91-1	1,4-Dioxane	ug/m3	133	2.50	U	2.50	U	2.50	U	0.25	U	2.72	U
124-48-1	Dibromochloromethane	ug/m3	208.3	2.22	U	2.22	U	2.22	U	0.22	U	4.26	U
126777-61-2	m/p-Xylene	ug/m3	106.2	1.87	U	113.00		78.20		1.30	J	9.56	J
127-18-4	Tetrachloroethene	ug/m3	165.8	11.50	J	373.00		190.00		1.36	J	1560.00	JD
142-82-5	n-Heptane	ug/m3	100.2	0.98	U	6.15	J	11.50	J	0.41	J	6.97	J
156-59-2	CIS-1,2-DICHLOROETHENE	ug/m3	96.94	17.40	J	27.40		5.55	J	0.40	J	396.00	JD
156-60-5	TRANS-1,2-DICHLOROETHENE	ug/m3	96.94	1.23	U	1.23	U	1.23	U	0.79	J	16.30	J
1634-04-4	Methyl t-Butyl Ether	ug/m3	88.15	0.61	U	5.77	J	0.61	U	0.36	J	1.80	UJ
540-84-1	2,2,4-Trimethylpentane	ug/m3	114.2	1.17	U	1.17	U	1.17	U	0.47	J	2.34	U
541-73-1	1,3-DICHLOROBENZENE	ug/m3	147	1.02	U	1.02	U	1.02	U	0.10	U	3.01	U
56-23-5	CARBON TETRACHLORIDE	ug/m3	153.8	1.07	U	1.07	U	1.07	U	1.32		0.25	U
593-60-2	Bromoethene	ug/m3	106.9	1.05	U	1.05	U	1.05	U	0.87	J	2.19	U
622-96-8	4-ETHYLTOLUENE	ug/m3	120.2	1.28	UJ	1.28	UJ	1.28	UJ	0.13	UJ	2.46	U
67-64-1	ACETONE	ug/m3	58.08	2380.00	DB	1620.00	DB	92.60	B	7.13	U	333.00	JDB
67-66-3	CHLOROFORM	ug/m3	119.4	1.51	U	1.51	U	1.51	U	0.98	J	3.91	J
71-43-2	BENZENE	ug/m3	78.11	1.41	U	7.67	J	9.90	J	0.96	J	3.83	J
71-55-6	1,1,1-TRICHLOROETHANE	ug/m3	133.4	54.60		175.00		52.90		1.09	J	115.00	JD
74-83-9	BROMOMETHANE	ug/m3	94.94	0.93	U	0.93	U	0.93	U	0.78	J	1.94	U
74-87-3	CHLOROMETHANE	ug/m3	50.49	0.52	U	0.52	U	22.70		1.65		1.03	U
75-00-3	CHLOROETHANE	ug/m3	64.52	0.45	U	0.45	U	0.45	U	0.53	J	1.32	U
75-01-4	VINYL CHLORIDE	ug/m3	62.5	0.61	U	0.61	U	0.61	U	0.26	J	1.28	U
75-09-2	METHYLENE CHLORIDE	ug/m3	84.94	26.10		21.50		13.20	J	1.74	J	8.34	J
75-15-0	CARBON DISULFIDE	ug/m3	76.14	0.47	U	0.47	U	0.47	U	0.31	J	6.23	J
75-25-2	BROMOFORM	ug/m3	252.8	1.55	U	1.55	U	1.55	U	0.16	U	5.17	U
75-27-4	BROMODICHLOROMETHANE	ug/m3	163.8	3.35	U	3.35	U	3.35	U	0.67	J	3.35	U
75-34-3	1,1-DICHLOROETHANE	ug/m3	98.96	0.97	U	0.97	U	0.97	U	0.81	J	4.86	J
75-35-4	1,1-DICHLOROETHENE	ug/m3	96.94	0.99	U	0.99	U	0.99	U	0.40	J	6.74	J
75-65-0	tert-Butyl Alcohol	ug/m3	74.12	3.33	J	7.58	J	2.39	U	0.24	U	1.52	U
75-69-4	TRICHLOROFLUOROMETHANE	ug/m3	137.4	107.00		78.70		19.70	J	2.81	J	169.00	JD
75-71-8	DICHLORODIFLUOROMETHANE	ug/m3	120.9	11.40	J	5.44	J	5.44	J	3.46		3.46	J
76-13-1	1,1,2-Trichloro-1,2,2-trifluoroetha	ug/m3	187.4	1.99	U	1.99	U	1.99	U	2.30	J	3.07	J
76-14-2	1,2-dichloro-1,1,2,2-tetrafluoroeth	ug/m3	170.9	1.54	U	1.54	U	1.54	U	1.40	J	3.49	U
78-87-5	1,2-DICHLOROPROPANE	ug/m3	113	2.22	U	2.22	U	2.22	U	0.46	J	2.31	U
78-93-3	2-BUTANONE	ug/m3	72.11	18.00	B	28.90	B	209.00	B	1.47	U	472.00	JD
79-00-5	1,1,2-TRICHLOROETHANE	ug/m3	133.4	2.40	U	2.40	U	2.40	U	0.24	U	2.73	U
79-01-6	TRICHLOROETHENE	ug/m3	131.4	39.20		752.00		279.00		0.59		5370.00	EDJ
79-34-5	1,1,2,2-TETRACHLOROETHANE	ug/m3	167.9	1.65	U	1.65	U	1.65	U	0.69	J	3.43	U
80-62-6	Methyl Methacrylate	ug/m3	100.117	2.58	U	2.58	U	2.58	U	0.26	U	2.05	U
87-68-3	HEXACHLOROBUTADIENE	ug/m3	260.8	34.10	J	2.35	U	2.35	U	0.23	U	5.33	U
95-47-6	O-XYLENE	ug/m3	106.2	1.04	U	26.50		18.20	J	0.43	J	2.17	U
95-49-8	2-Chlorotoluene	ug/m3	126.58	1.97	U	1.97	UJ	1.97	UJ	0.20	U	2.59	U
95-50-1	1,2-DICHLOROBENZENE	ug/m3	147	1.32	U	1.32	U	1.32	U	0.13	U	3.01	U
95-63-6	1,2,4-TRIMETHYLBENZENE	ug/m3	120.2	21.60	J	1.18	U	1.18	U	1.97	J	1.47	J

Notes:
U - undefined ug/m3 - micrograms per cubic meter
SV - Soil Vapor J - estimated
DP - Direct Pusl ID - Identification
N - presumptive evidence of a compound

Table A-1
Soil Vapor Analytical Results
New Cassel Industrial Area
North Hempstead, NY

			Sample ID	130043B-DP04-SV25		130043B-DP04-SV45		130043B-DP05-SV08		130043B-DP05-SV25		130043B-DP05-SV45	
			Sample Date	03/12/2008		03/12/2008		03/11/2008		03/11/2008		03/11/2008	
			Boring Location	B-DP04		B-DP04		A-DP05		B-DP05		B-DP05	
Case Number	Chemical Name	Result Unit	Molecular Weight										
100-41-4	Ethylbenzene	ug/m3	106.2	5.65		2.17		12.60	J	16.10	J	7.38	J
100-42-5	Styrene	ug/m3	104.1	2.13	U	2.13	U	2.64	UJ	2.64	UJ	0.26	UJ
10061-01-5	cis-1,3-Dichloropropene	ug/m3	111	2.27	U	2.27	U	2.27	U	2.27	U	0.23	U
10061-02-6	trans-1,3-Dichloropropene	ug/m3	111	2.27	U	2.27	U	2.59	U	2.59	U	0.26	U
106-46-7	1,4-Dichlorobenzene	ug/m3	147	3.01	U	3.01	U	1.50	U	1.50	U	0.15	UJ
106-93-4	1,2-Dibromoethane	ug/m3	187.9	3.84	U	3.84	U	9.99	U	9.99	U	1.00	UJ
106-99-0	1,3-Butadiene	ug/m3	54.09	1.11	U	1.11	U	0.80	U	0.80	U	0.08	U
107-05-1	Allyl Chloride	ug/m3	76.53	1.57	U	1.57	U	1.91	U	1.91	U	0.19	U
107-06-2	1,2-Dichloroethane	ug/m3	98.96	2.02	U	2.02	U	2.02	U	2.02	U	0.20	U
108-10-1	4-Methyl-2-Pentanone	ug/m3	100.2	2.05	U	2.05	U	2.05	U	2.05	U	0.20	U
108-67-8	1,3,5-Trimethylbenzene	ug/m3	120.2	2.46	U	2.46	U	1.72	U	1.72	UJ	0.98	J
108-88-3	Toluene	ug/m3	92.14	7.16		8.29		45.20		45.20		64.10	JD
108-90-7	Chlorobenzene	ug/m3	112.6	2.30	U	2.30	U	1.20	U	1.20	U	0.12	UJ
109-99-9	Tetrahydrofuran	ug/m3	154	3.15	U	69.30		5.29	U	26.50	J	46.60	
110-54-3	Hexane	ug/m3	86.17	1.76	UJ	1.76	UJ	0.92	U	0.92	U	0.09	U
110-82-7	CYCLOHEXANE	ug/m3	84.16	1.72	U	1.72	U	0.41	U	0.41	U	0.04	U
120-82-1	1,2,4-Trichlorobenzene	ug/m3	181.5	3.71	U	3.71	U	26.70	J	16.30	J	0.26	UJ
123-91-1	1,4-Dioxane	ug/m3	133	2.72	U	2.72	U	2.50	U	2.50	U	0.25	U
124-48-1	Dibromochloromethane	ug/m3	208.3	4.26	U	4.26	U	2.22	U	2.22	U	0.22	UJ
126777-61-2	m/p-Xylene	ug/m3	106.2	17.40		6.52		40.40		47.80		26.10	J
127-18-4	Tetrachloroethene	ug/m3	165.8	3.39	U	746.00	JD	2440.00	D	5700.00	D	12200.00	D
142-82-5	n-Heptane	ug/m3	100.2	0.82	J	5.74	J	9.43	J	6.56	J	9.43	
156-59-2	CIS-1,2-DICHLOROETHENE	ug/m3	96.94	1.98	U	115.00	JD	1.39	U	6.74	J	15.90	
156-60-5	TRANS-1,2-DICHLOROETHENE	ug/m3	96.94	1.98	U	1.59	J	1.23	U	1.23	U	0.12	U
1634-04-4	Methyl t-Butyl Ether	ug/m3	88.15	1.80	U	34.60	J	0.61	U	0.61	U	0.06	U
540-84-1	2,2,4-Trimethylpentane	ug/m3	114.2	0.47	J	2.34	U	1.17	U	1.17	U	0.12	U
541-73-1	1,3-DICHLOROBENZENE	ug/m3	147	3.01	U	3.01	U	1.02	U	1.02	U	0.10	UJ
56-23-5	CARBON TETRACHLORIDE	ug/m3	153.8	0.25	U	0.25	U	1.07	U	1.07	U	0.11	U
593-60-2	Bromoethene	ug/m3	106.9	2.19	U	2.19	U	1.05	U	1.05	U	0.10	U
622-96-8	4-ETHYLTOLUENE	ug/m3	120.2	2.46	U	2.46	U	1.28	UJ	1.28	UJ	1.47	J
67-64-1	ACETONE	ug/m3	58.08	17.10	B	784.00	JDB	83.10	B	87.90	B	356.00	DB
67-66-3	CHLOROFORM	ug/m3	119.4	2.44	U	2.93	J	1.51	U	1.51	U	3.42	
71-43-2	BENZENE	ug/m3	78.11	1.60	J	2.88		8.31	J	7.03	J	7.99	
71-55-6	1,1,1-TRICHLOROETHANE	ug/m3	133.4	2.73	U	600.00	JD	42.00		120.00		344.00	D
74-83-9	BROMOMETHANE	ug/m3	94.94	1.94	U	1.94	U	0.93	U	0.93	U	0.09	U
74-87-3	CHLOROMETHANE	ug/m3	50.49	2.89	J	1.03	U	0.52	U	0.52	U	0.41	J
75-00-3	CHLOROETHANE	ug/m3	64.52	1.32	U	1.32	U	0.45	U	0.45	U	0.04	U
75-01-4	VINYL CHLORIDE	ug/m3	62.5	1.28	U	1.28	U	0.61	U	0.61	U	0.06	U
75-09-2	METHYLENE CHLORIDE	ug/m3	84.94	1.74	U	1.74	U	9.38	J	11.80	J	0.69	J
75-15-0	CARBON DISULFIDE	ug/m3	76.14	1.56	U	1.56	U	0.47	U	0.47	U	1.87	
75-25-2	BROMOFORM	ug/m3	252.8	5.17	U	5.17	U	1.55	U	1.55	U	0.16	UJ
75-27-4	BROMODICHLOROMETHANE	ug/m3	163.8	3.35	U	3.35	U	3.35	U	3.35	U	0.33	U
75-34-3	1,1-DICHLOROETHANE	ug/m3	98.96	2.02	U	2.02	U	0.97	U	6.48	J	8.90	
75-35-4	1,1-DICHLOROETHENE	ug/m3	96.94	1.98	U	1.98	U	0.99	U	0.99	U	0.10	U
75-65-0	tert-Butyl Alcohol	ug/m3	74.12	1.52	U	1.52	U	2.39	U	4.85	J	2.43	
75-69-4	TRICHLOROFLUOROMETHANE	ug/m3	137.4	1.12	J	444.00	JD	10.10	J	24.20	J	18.00	
75-71-8	DICHLORODIFLUOROMETHANE	ug/m3	120.9	2.97	J	2.47	U	0.84	U	4.94	J	3.46	
76-13-1	1,1,2-Trichloro-1,2,2-trifluoroetha	ug/m3	187.4	3.83	U	3.07	J	84.30		376.00		996.00	D
76-14-2	1,2-dichloro-1,1,2,2-tetrafluoroeth	ug/m3	170.9	3.49	U	3.49	U	1.54	U	1.54	U	0.15	U
78-87-5	1,2-DICHLOROPROPANE	ug/m3	113	2.31	U	2.31	U	2.22	U	2.22	U	0.22	U
78-93-3	2-BUTANONE	ug/m3	72.11	0.88	J	1270.00	JD	201.00	B	201.00	B	855.00	DB
79-00-5	1,1,2-TRICHLOROETHANE	ug/m3	133.4	2.73	U	2.73	U	2.40	U	2.40	U	0.24	U
79-01-6	TRICHLOROETHENE	ug/m3	131.4	0.25	U	2200.00	JD	806.00		1770.00	D	3760.00	D
79-34-5	1,1,2,2-TETRACHLOROETHANE	ug/m3	167.9	3.43	U	3.43	U	1.65	U	1.65	U	0.16	UJ
80-62-6	Methyl Methacrylate	ug/m3	100.117	2.05	U	2.05	U	2.58	U	2.58	U	0.26	UJ
87-68-3	HEXACHLOROBUTADIENE	ug/m3	260.8	5.33	U	5.33	U	48.00	J	24.50	J	0.23	UJ
95-47-6	O-XYLENE	ug/m3	106.2	3.47		2.17	U	12.20	J	15.20	J	6.08	J
95-49-8	2-Chlorotoluene	ug/m3	126.58	2.59	U	2.59	U	1.97	U	1.97	UJ	0.20	UJ
95-50-1	1,2-DICHLOROBENZENE	ug/m3	147	3.01	U	3.01	U	1.32	U	1.32	U	0.13	UJ
95-63-6	1,2,4-TRIMETHYLBENZENE	ug/m3	120.2	0.98	U	2.46	U	21.60	J	1.18	U	1.97	J

Notes:
U - undefined ug/m3 - micrograms per cubic meter
SV - Soil Vapor J - estimated
DP - Direct Pusl ID - Identification
N - presumptive evidence of a compound

Table A-1
Soil Vapor Analytical Results
New Cassel Industrial Area
North Hempstead, NY

			Sample ID	130043C-DP01-SV08		130043C-DP01-SV25		130043C-DP01-SV45		130043C-DP02-SV08		130043C-DP02-SV25	
			Sample Date	03/21/2008		03/21/2008		03/21/2008		03/21/2008		03/21/2008	
			Boring Location	C-DP01		C-DP01		C-DP01		C-DP02		C-DP02	
Case Number	Chemical Name	Result Unit	Molecular Weight										
100-41-4	Ethylbenzene	ug/m3	106.2	9.12	J	9.56	J	14.80	J	12.20	J	9.56	J
100-42-5	Styrene	ug/m3	104.1	21.30	U	21.30	U	21.30	U	21.30	U	21.30	U
10061-01-5	cis-1,3-Dichloropropene	ug/m3	111	22.70	U	22.70	U	22.70	U	22.70	U	22.70	U
10061-02-6	trans-1,3-Dichloropropene	ug/m3	111	22.70	U	22.70	U	22.70	U	22.70	U	22.70	U
106-46-7	1,4-Dichlorobenzene	ug/m3	147	30.10	U	30.10	U	30.10	U	30.10	U	30.10	U
106-93-4	1,2-Dibromoethane	ug/m3	187.9	38.40	U	38.40	U	38.40	U	38.40	U	38.40	U
106-99-0	1,3-Butadiene	ug/m3	54.09	11.10	U	11.10	U	11.10	U	11.10	U	11.10	U
107-05-1	Allyl Chloride	ug/m3	76.53	15.70	U	15.70	U	15.70	U	15.70	U	15.70	U
107-06-2	1,2-Dichloroethane	ug/m3	98.96	20.20	U	20.20	U	20.20	U	20.20	U	20.20	U
108-10-1	4-Methyl-2-Pentanone	ug/m3	100.2	20.50	U	20.50	U	5.33	J	20.50	U	20.50	U
108-67-8	1,3,5-Trimethylbenzene	ug/m3	120.2	24.60	U	24.60	U	24.60	U	24.60	U	24.60	U
108-88-3	Toluene	ug/m3	92.14	45.20		45.20		52.80		60.30	J	45.20	J
108-90-7	Chlorobenzene	ug/m3	112.6	23.00	U	23.00	U	23.00	U	23.00	U	23.00	U
109-99-9	Tetrahydrofuran	ug/m3	154	31.50	U	31.50	U	31.50	U	31.50	U	31.50	U
110-54-3	Hexane	ug/m3	86.17	17.60	U	17.60	U	17.60	U	17.60	U	17.60	U
110-82-7	CYCLOHEXANE	ug/m3	84.16	17.20	U	17.20	U	17.20	U	17.20	U	17.20	U
120-82-1	1,2,4-Trichlorobenzene	ug/m3	181.5	37.10	U	37.10	U	37.10	U	37.10	U	37.10	U
123-91-1	1,4-Dioxane	ug/m3	133	27.20	U	27.20	U	27.20	U	27.20	U	27.20	U
124-48-1	Dibromochloromethane	ug/m3	208.3	42.60	U	42.60	U	42.60	U	42.60	U	42.60	U
126777-61-2	m/p-Xylene	ug/m3	106.2	33.40	J	32.60		52.10		39.10	J	32.60	J
127-18-4	Tetrachloroethene	ug/m3	165.8	129.00	J	149.00		163.00		278.00	J	407.00	J
142-82-5	n-Heptane	ug/m3	100.2	13.90	J	16.80	J	17.60	J	36.50		15.20	J
156-59-2	CIS-1,2-DICHLOROETHENE	ug/m3	96.94	19.80	U	19.80	U	19.80	U	19.80	U	19.80	U
156-60-5	TRANS-1,2-DICHLOROETHENE	ug/m3	96.94	19.80	U	19.80	U	19.80	U	19.80	U	19.80	U
1634-04-4	Methyl t-Butyl Ether	ug/m3	88.15	18.00	U	14.40	J	18.00	U	18.00	U	18.00	U
540-84-1	2,2,4-Trimethylpentane	ug/m3	114.2	31.80		23.40	U	23.40	U	23.40	U	23.40	U
541-73-1	1,3-DICHLOROBENZENE	ug/m3	147	30.10	U	30.10	U	30.10	U	30.10	U	30.10	U
56-23-5	CARBON TETRACHLORIDE	ug/m3	153.8	2.52	U	2.52	U	2.52	U	2.52	U	2.52	U
593-60-2	Bromoethene	ug/m3	106.9	21.90	U	21.90	U	21.90	U	21.90	U	21.90	U
622-96-8	4-ETHYLTOLUENE	ug/m3	120.2	24.60	U	24.60	U	24.60	U	24.60	U	24.60	U
67-64-1	ACETONE	ug/m3	58.08	1210.00	DB	1310.00	DB	1970.00	DB	1160.00	DB	1120.00	DB
67-66-3	CHLOROFORM	ug/m3	119.4	24.40	U	24.40	U	24.40	U	24.40	U	24.40	U
71-43-2	BENZENE	ug/m3	78.11	8.63	J	8.31	J	14.40	J	18.20	J	6.39	J
71-55-6	1,1,1-TRICHLOROETHANE	ug/m3	133.4	7.09	J	6.00	J	5.46	J	453.00		371.00	
74-83-9	BROMOMETHANE	ug/m3	94.94	19.40	U	19.40	U	19.40	U	19.40	U	19.40	U
74-87-3	CHLOROMETHANE	ug/m3	50.49	10.30	U	10.30	U	10.30	U	10.30	U	10.30	U
75-00-3	CHLOROETHANE	ug/m3	64.52	13.20	U	13.20	U	13.20	U	13.20	U	13.20	U
75-01-4	VINYL CHLORIDE	ug/m3	62.5	12.80	U	12.80	U	12.80	U	12.80	U	12.80	U
75-09-2	METHYLENE CHLORIDE	ug/m3	84.94	8.34	J	17.00	J	10.80	J	660.00	D	695.00	D
75-15-0	CARBON DISULFIDE	ug/m3	76.14	15.60	U	15.60	U	15.60	U	15.60	U	15.60	U
75-25-2	BROMOFORM	ug/m3	252.8	51.70	U	51.70	U	51.70	U	51.70	U	51.70	U
75-27-4	BROMODICHLOROMETHANE	ug/m3	163.8	33.50	U	33.50	U	33.50	U	33.50	U	33.50	U
75-34-3	1,1-DICHLOROETHANE	ug/m3	98.96	20.20	U	20.20	U	20.20	U	20.20	U	20.20	U
75-35-4	1,1-DICHLOROETHENE	ug/m3	96.94	19.80	U	19.80	U	19.80	U	19.80	U	19.80	U
75-65-0	tert-Butyl Alcohol	ug/m3	74.12	15.20	U	15.20	U	15.20	U	15.20	U	15.20	U
75-69-4	TRICHLOROFLUOROMETHANE	ug/m3	137.4	28.10	U	28.10	U	28.10	U	28.10	U	28.10	U
75-71-8	DICHLORODIFLUOROMETHANE	ug/m3	120.9	24.70	U	5.93	J	24.70	U	24.70	U	24.70	U
76-13-1	1,1,2-Trichloro-1,2,2-trifluoroetha	ug/m3	187.4	38.30	U	38.30	U	38.30	U	38.30	U	38.30	U
76-14-2	1,2-dichloro-1,1,2,2-tetrafluoroeth	ug/m3	170.9	34.90	U	34.90	U	34.90	U	34.90	U	34.90	U
78-87-5	1,2-DICHLOROPROPANE	ug/m3	113	23.10	U	23.10	U	23.10	U	23.10	U	23.10	U
78-93-3	2-BUTANONE	ug/m3	72.11	29.20		21.20	J	91.40		29.50	J	18.90	J
79-00-5	1,1,2-TRICHLOROETHANE	ug/m3	133.4	27.30	U	27.30	U	27.30	U	27.30	U	27.30	U
79-01-6	TRICHLOROETHENE	ug/m3	131.4	2.47	U	2.47	U	2.47	U	2.47	U	2.47	U
79-34-5	1,1,2,2-TETRACHLOROETHANE	ug/m3	167.9	34.30	U	34.30	U	34.30	U	34.30	U	34.30	U
80-62-6	Methyl Methacrylate	ug/m3	100.117	20.50	U	20.50	U	20.50	U	20.50	U	20.50	U
87-68-3	HEXACHLOROBUTADIENE	ug/m3	260.8	53.30	U	53.30	U	53.30	U	53.30	U	53.30	U
95-47-6	O-XYLENE	ug/m3	106.2	9.99	J	8.69	J	13.90	J	9.99	J	7.38	J
95-49-8	2-Chlorotoluene	ug/m3	126.58	25.90	U	25.90	U	25.90	U	25.90	U	25.90	U
95-50-1	1,2-DICHLOROBENZENE	ug/m3	147	30.10	U	30.10	U	30.10	U	30.10	U	30.10	U
95-63-6	1,2,4-TRIMETHYLBENZENE	ug/m3	120.2	11.80	J	8.36	J	13.80	J	11.30	J	10.30	J

Notes:
U - undefined ug/m3 - micrograms per cubic meter
SV - Soil Vapor J - estimated
DP - Direct Pusl ID - Identification
N - presumptive evidence of a compound

Table A-1
Soil Vapor Analytical Results
New Cassel Industrial Area
North Hempstead, NY

			Sample ID	130043C-DP02-SV45		130043C-DP03-AA		130043C-DP03-SV08		130043C-DP03-SV25		130043C-DP03-SV45	
			Sample Date	03/21/2008		03/21/2008		03/21/2008		03/21/2008		03/21/2008	
			Boring Location	C-DP02		C-DP03		C-DP03		C-DP03		C-DP03	
Case Number	Chemical Name	Result Unit	Molecular Weight										
100-41-4	Ethylbenzene	ug/m3	106.2	13.90	J	0.87	J	73.80	J	9.56	J	11.70	J
100-42-5	Styrene	ug/m3	104.1	21.30	U	0.43	J	21.30	U	21.30	U	21.30	U
10061-01-5	cis-1,3-Dichloropropene	ug/m3	111	22.70	U	2.27	U	22.70	U	22.70	U	22.70	U
10061-02-6	trans-1,3-Dichloropropene	ug/m3	111	22.70	U	2.27	U	22.70	U	22.70	U	22.70	U
106-46-7	1,4-Dichlorobenzene	ug/m3	147	30.10	U	3.01	U	30.10	U	30.10	U	30.10	U
106-93-4	1,2-Dibromoethane	ug/m3	187.9	38.40	U	3.84	U	38.40	U	38.40	U	38.40	U
106-99-0	1,3-Butadiene	ug/m3	54.09	11.10	U	1.11	U	11.10	U	11.10	U	11.10	U
107-05-1	Allyl Chloride	ug/m3	76.53	15.70	U	1.57	U	15.70	U	15.70	U	15.70	U
107-06-2	1,2-Dichloroethane	ug/m3	98.96	20.20	U	2.02	U	20.20	U	20.20	U	20.20	U
108-10-1	4-Methyl-2-Pentanone	ug/m3	100.2	20.50	U	2.05	U	20.50	U	20.50	U	20.50	U
108-67-8	1,3,5-Trimethylbenzene	ug/m3	120.2	24.60	U	2.46	U	24.60	U	24.60	U	24.60	U
108-88-3	Toluene	ug/m3	92.14	64.10	J	6.78		35.00	J	41.50	J	49.00	J
108-90-7	Chlorobenzene	ug/m3	112.6	23.00	U	2.30	U	23.00	U	23.00	U	23.00	U
109-99-9	Tetrahydrofuran	ug/m3	154	31.50	U	3.15	U	31.50	U	31.50	U	31.50	U
110-54-3	Hexane	ug/m3	86.17	17.60	U	1.76	U	17.60	U	17.60	U	17.60	U
110-82-7	CYCLOHEXANE	ug/m3	84.16	17.20	U	1.72	U	17.20	U	17.20	U	17.20	U
120-82-1	1,2,4-Trichlorobenzene	ug/m3	181.5	37.10	U	3.71	U	37.10	U	37.10	U	37.10	U
123-91-1	1,4-Dioxane	ug/m3	133	27.20	U	2.72	U	27.20	U	27.20	U	27.20	U
124-48-1	Dibromochloromethane	ug/m3	208.3	42.60	U	4.26	U	42.60	U	42.60	U	42.60	U
126777-61-2	m/p-Xylene	ug/m3	106.2	52.10	J	1.74	J	217.00	J	29.50	J	43.40	J
127-18-4	Tetrachloroethene	ug/m3	165.8	542.00	J	0.68		278.00	J	420.00	J	604.00	J
142-82-5	n-Heptane	ug/m3	100.2	17.20	J	0.41	J	16.40	J	14.80	J	13.50	J
156-59-2	CIS-1,2-DICHLOROETHENE	ug/m3	96.94	19.80	U	1.98	U	19.80	U	19.80	U	19.80	U
156-60-5	TRANS-1,2-DICHLOROETHENE	ug/m3	96.94	19.80	U	1.98	U	19.80	U	19.80	U	19.80	U
1634-04-4	Methyl t-Butyl Ether	ug/m3	88.15	18.00	U	1.80	U	18.00	U	18.00	U	18.00	U
540-84-1	2,2,4-Trimethylpentane	ug/m3	114.2	23.40	U	2.34	U	23.40	U	23.40	U	23.40	U
541-73-1	1,3-DICHLOROBENZENE	ug/m3	147	30.10	U	3.01	U	30.10	U	30.10	U	30.10	U
56-23-5	CARBON TETRACHLORIDE	ug/m3	153.8	2.52	U	0.50		2.52	U	2.52	U	2.52	U
593-60-2	Bromoethene	ug/m3	106.9	21.90	U	2.19	U	21.90	U	21.90	U	21.90	U
622-96-8	4-ETHYLTOLUENE	ug/m3	120.2	24.60	U	2.46	U	24.60	U	24.60	U	24.60	U
67-64-1	ACETONE	ug/m3	58.08	903.00	DB	6.18	B	1120.00	DB	1520.00	DB	1140.00	DB
67-66-3	CHLOROFORM	ug/m3	119.4	24.40	U	2.44	U	24.40	U	24.40	U	24.40	U
71-43-2	BENZENE	ug/m3	78.11	9.26	J	0.64	J	6.71	J	8.63	J	7.35	J
71-55-6	1,1,1-TRICHLOROETHANE	ug/m3	133.4	349.00		2.73	U	207.00		322.00	J	349.00	
74-83-9	BROMOMETHANE	ug/m3	94.94	19.40	U	1.94	U	19.40	U	19.40	U	19.40	U
74-87-3	CHLOROMETHANE	ug/m3	50.49	10.30	U	1.24		10.30	U	10.30	U	10.30	U
75-00-3	CHLOROETHANE	ug/m3	64.52	13.20	U	1.32	U	13.20	U	13.20	U	13.20	U
75-01-4	VINYL CHLORIDE	ug/m3	62.5	12.80	U	1.28	U	12.80	U	12.80	U	12.80	U
75-09-2	METHYLENE CHLORIDE	ug/m3	84.94	177.00		2.08		11.80	J	7.99	J	6.25	J
75-15-0	CARBON DISULFIDE	ug/m3	76.14	15.60	U	1.56	U	15.60	U	15.60	U	15.60	U
75-25-2	BROMOFORM	ug/m3	252.8	51.70	U	5.17	U	51.70	U	51.70	U	51.70	U
75-27-4	BROMODICHLOROMETHANE	ug/m3	163.8	33.50	U	3.35	U	33.50	U	33.50	U	33.50	U
75-34-3	1,1-DICHLOROETHANE	ug/m3	98.96	4.05	J	2.02	U	5.26	J	6.48	J	6.07	J
75-35-4	1,1-DICHLOROETHENE	ug/m3	96.94	19.80	U	1.98	U	19.80	U	19.80	U	19.80	U
75-65-0	tert-Butyl Alcohol	ug/m3	74.12	15.20	U	1.52	U	15.20	U	15.20	U	15.20	U
75-69-4	TRICHLOROFLUOROMETHANE	ug/m3	137.4	28.10	U	1.12	J	28.10	U	28.10	U	28.10	U
75-71-8	DICHLORODIFLUOROMETHANE	ug/m3	120.9	5.93	J	1.98	J	24.70	U	24.70	U	24.70	U
76-13-1	1,1,2-Trichloro-1,2,2-trifluoroetha	ug/m3	187.4	38.30	U	3.83	U	38.30	U	38.30	U	38.30	U
76-14-2	1,2-dichloro-1,1,2,2-tetrafluoroeth	ug/m3	170.9	34.90	U	3.49	U	34.90	U	34.90	U	34.90	U
78-87-5	1,2-DICHLOROPROPANE	ug/m3	113	23.10	U	2.31	U	23.10	U	23.10	U	23.10	U
78-93-3	2-BUTANONE	ug/m3	72.11	24.80	J	1.47	J	19.80	J	28.60		32.40	J
79-00-5	1,1,2-TRICHLOROETHANE	ug/m3	133.4	27.30	U	2.73	U	27.30	U	27.30	U	27.30	U
79-01-6	TRICHLOROETHENE	ug/m3	131.4	2.47	U	0.25	U	2.47	U	2.47	U	2.47	U
79-34-5	1,1,2,2-TETRACHLOROETHANE	ug/m3	167.9	34.30	U	3.43	U	34.30	U	34.30	U	34.30	U
80-62-6	Methyl Methacrylate	ug/m3	100.117	20.50	U	2.05	U	20.50	U	20.50	U	20.50	U
87-68-3	HEXACHLOROBUTADIENE	ug/m3	260.8	53.30	U	5.33	U	53.30	U	53.30	U	53.30	U
95-47-6	O-XYLENE	ug/m3	106.2	13.00	J	0.43	J	47.80	J	7.38	J	11.30	J
95-49-8	2-Chlorotoluene	ug/m3	126.58	25.90	U	2.59	U	25.90	U	25.90	U	25.90	U
95-50-1	1,2-DICHLOROBENZENE	ug/m3	147	30.10	U	3.01	U	30.10	U	30.10	U	30.10	U
95-63-6	1,2,4-TRIMETHYLBENZENE	ug/m3	120.2	12.30	J	2.46	U	8.85	J	10.80	J	11.30	J

Notes:
U - undefined ug/m3 - micrograms per cubic meter
SV - Soil Vapor J - estimated
DP - Direct Pusl ID - Identification
N - presumptive evidence of a compound

Table A-1
Soil Vapor Analytical Results
New Cassel Industrial Area
North Hempstead, NY

			Sample ID	130043C-DP04-SD08		130043C-DP04-SV08		130043C-DP04-SV25		130043C-DP04-SV45		130043C-DP05-AA	
			Sample Date	03/20/2008		03/20/2008		03/20/2008		03/20/2008		03/20/2008	
			Boring Location	C-DP04		C-DP04		C-DP04		F-DP04		C-DP05	
Cass Number	Chemical Name	Result Unit	Molecular Weight										
100-41-4	Ethylbenzene	ug/m3	106.2	8.69	J	9.56	J	2.17	UJ	8.25	J	1.74	J
100-42-5	Styrene	ug/m3	104.1	21.30	U	21.30	UJ	2.13	UJ	21.30	U	2.98	J
10061-01-5	cis-1,3-Dichloropropene	ug/m3	111	22.70	U	22.70	UJ	2.27	U	22.70	U	9.08	U
10061-02-6	trans-1,3-Dichloropropene	ug/m3	111	22.70	U	22.70	UJ	2.27	U	22.70	U	9.08	U
106-46-7	1,4-Dichlorobenzene	ug/m3	147	30.10	U	30.10	UJ	3.01	UJ	30.10	U	12.00	U
106-93-4	1,2-Dibromoethane	ug/m3	187.9	38.40	U	38.40	UJ	3.84	UJ	38.40	U	15.40	U
106-99-0	1,3-Butadiene	ug/m3	54.09	11.10	U	11.10	U	1.11	UJ	11.10	U	4.42	U
107-05-1	Allyl Chloride	ug/m3	76.53	15.70	U	15.70	U	1.57	U	15.70	U	6.26	U
107-06-2	1,2-Dichloroethane	ug/m3	98.96	20.20	U	20.20	UJ	2.02	U	20.20	U	2.43	J
108-10-1	4-Methyl-2-Pentanone	ug/m3	100.2	20.50	U	20.50	UJ	2.05	U	20.50	U	8.20	U
108-67-8	1,3,5-Trimethylbenzene	ug/m3	120.2	4.92	J	4.92	J	2.46	UJ	24.60	U	9.83	U
108-88-3	Toluene	ug/m3	92.14	37.70		41.50	J	1.88	U	36.20		121.00	
108-90-7	Chlorobenzene	ug/m3	112.6	23.00	U	23.00	UJ	2.30	UJ	23.00	U	9.21	U
109-99-9	Tetrahydrofuran	ug/m3	154	31.50	U	31.50	U	21.40		31.50	U	12.60	U
110-54-3	Hexane	ug/m3	86.17	17.60	U	17.60	U	1.76	U	17.60	U	7.05	U
110-82-7	CYCLOHEXANE	ug/m3	84.16	17.20	U	17.20	U	1.72	U	17.20	U	6.88	U
120-82-1	1,2,4-Trichlorobenzene	ug/m3	181.5	37.10	U	37.10	UJ	3.71	UJ	10.40	J	14.80	U
123-91-1	1,4-Dioxane	ug/m3	133	27.20	U	27.20	UJ	2.72	U	27.20	U	10.90	U
124-48-1	Dibromochloromethane	ug/m3	208.3	42.60	U	42.60	UJ	4.26	UJ	42.60	U	17.00	U
126777-61-2	m/p-Xylene	ug/m3	106.2	31.70		35.20	J	2.17	UJ	27.80		4.34	J
127-18-4	Tetrachloroethene	ug/m3	165.8	12200.00	D	13600.00	JD	2.71	J	2640.00	D	13.60	U
142-82-5	n-Heptane	ug/m3	100.2	6.56	J	7.38	J	2.05	U	9.84	J	4.51	J
156-59-2	CIS-1,2-DICHLOROETHENE	ug/m3	96.94	5.95	J	5.55	J	1.98	U	19.80	U	7.93	U
156-60-5	TRANS-1,2-DICHLOROETHENE	ug/m3	96.94	19.80	U	19.80	U	1.98	U	19.80	U	7.93	U
1634-04-4	Methyl t-Butyl Ether	ug/m3	88.15	18.00	U	18.00	U	1.80	U	18.00	U	7.21	U
540-84-1	2,2,4-Trimethylpentane	ug/m3	114.2	23.40	U	23.40	UJ	2.34	U	23.40	U	2.34	J
541-73-1	1,3-DICHLOROBENZENE	ug/m3	147	30.10	U	30.10	UJ	3.01	UJ	30.10	U	12.00	U
56-23-5	CARBON TETRACHLORIDE	ug/m3	153.8	2.52	U	2.52	UJ	0.25	U	2.52	U	1.01	U
593-60-2	Bromoethene	ug/m3	106.9	21.90	U	21.90	U	2.19	U	21.90	U	8.74	U
622-96-8	4-ETHYLTOLUENE	ug/m3	120.2	24.60	U	24.60	UJ	2.46	UJ	24.60	U	9.83	U
67-64-1	ACETONE	ug/m3	58.08	150.00	B	228.00	B	164.00	DB	641.00	DB	59.40	B
67-66-3	CHLOROFORM	ug/m3	119.4	7.33	J	24.40	U	2.44	U	24.40	U	9.77	U
71-43-2	BENZENE	ug/m3	78.11	6.07	J	6.71	J	1.60	U	5.11	J	1.60	J
71-55-6	1,1,1-TRICHLOROETHANE	ug/m3	133.4	2560.00	D	2780.00	D	153.00	D	1640.00	D	10.90	U
74-83-9	BROMOMETHANE	ug/m3	94.94	19.40	U	19.40	U	1.94	U	19.40	U	7.77	U
74-87-3	CHLOROMETHANE	ug/m3	50.49	10.30	U	10.30	U	1.03	U	10.30	U	1.65	J
75-00-3	CHLOROETHANE	ug/m3	64.52	13.20	U	13.20	U	1.32	U	13.20	U	5.28	U
75-01-4	VINYL CHLORIDE	ug/m3	62.5	12.80	U	12.80	U	1.28	U	12.80	U	5.11	U
75-09-2	METHYLENE CHLORIDE	ug/m3	84.94	4.17	J	24.00		2.08		9.03	J	3.13	J
75-15-0	CARBON DISULFIDE	ug/m3	76.14	15.60	U	15.60	U	1.25	J	15.60	U	6.23	U
75-25-2	BROMOFORM	ug/m3	252.8	51.70	U	51.70	UJ	5.17	UJ	51.70	U	20.70	U
75-27-4	BROMODICHLOROMETHANE	ug/m3	163.8	33.50	U	33.50	UJ	3.35	U	33.50	U	13.40	U
75-34-3	1,1-DICHLOROETHANE	ug/m3	98.96	68.80		105.00		21.90		85.00		8.09	U
75-35-4	1,1-DICHLOROETHENE	ug/m3	96.94	19.80	U	5.15	J	0.79	J	19.80	U	7.93	U
75-65-0	tert-Butyl Alcohol	ug/m3	74.12	3.64	J	15.20	U	1.52	U	6.06	J	6.06	U
75-69-4	TRICHLOROFLUOROMETHANE	ug/m3	137.4	28.10	U	28.10	U	1.12	J	28.10	U	11.20	U
75-71-8	DICHLORODIFLUOROMETHANE	ug/m3	120.9	24.70	U	24.70	U	2.47	J	24.70	U	2.47	J
76-13-1	1,1,2-Trichloro-1,2,2-trifluoroetha	ug/m3	187.4	38.30	U	38.30	U	3.83	U	38.30	U	15.30	U
76-14-2	1,2-dichloro-1,1,2,2-tetrafluoroeth	ug/m3	170.9	34.90	U	34.90	U	3.49	U	34.90	U	14.00	U
78-87-5	1,2-DICHLOROPROPANE	ug/m3	113	23.10	U	23.10	UJ	2.31	U	23.10	U	9.24	U
78-93-3	2-BUTANONE	ug/m3	72.11	12.40	J	29.50	J	0.88	J	15.90		8.85	
79-00-5	1,1,2-TRICHLOROETHANE	ug/m3	133.4	27.30	U	27.30	UJ	2.73	U	27.30	U	10.90	U
79-01-6	TRICHLOROETHENE	ug/m3	131.4	64.50		59.10	J	0.25	U	16.70		0.97	U
79-34-5	1,1,2,2-TETRACHLOROETHANE	ug/m3	167.9	34.30	U	34.30	UJ	3.43	UJ	34.30	U	13.70	U
80-62-6	Methyl Methacrylate	ug/m3	100.117	20.50	U	20.50	UJ	2.05	UJ	20.50	U	8.19	U
87-68-3	HEXACHLOROBUTADIENE	ug/m3	260.8	53.30	U	53.30	UJ	5.33	UJ	53.30	U	21.30	U
95-47-6	O-XYLENE	ug/m3	106.2	10.90	J	10.90	J	2.17	UJ	7.38	J	8.69	U
95-49-8	2-Chlorotoluene	ug/m3	126.58	25.90	U	25.90	UJ	2.59	UJ	25.90	U	10.40	U
95-50-1	1,2-DICHLOROBENZENE	ug/m3	147	30.10	U	30.10	UJ	3.01	UJ	30.10	U	12.00	U
95-63-6	1,2,4-TRIMETHYLBENZENE	ug/m3	120.2	12.80	J	24.60	UJ	2.46	UJ	11.30	J	9.83	U

Notes:
U - undefined ug/m3 - micrograms per cubic meter
SV - Soil Vapor J - estimated
DP - Direct Pusl ID - Identification
N - presumptive evidence of a compound

Table A-1
Soil Vapor Analytical Results
New Cassel Industrial Area
North Hempstead, NY

			Sample ID	130043C-DP05-SV08		130043C-DP05-SV25		130043F-DP01-SV08		130043F-DP01-SV25		130043F-DP01-SV45	
			Sample Date	03/20/2008		03/20/2008		03/04/2008		03/04/2008		03/04/2008	
			Boring Location	C-DP05		C-DP05		F-DP01		F-DP01		F-DP01	
Case Number	Chemical Name	Result Unit	Molecular Weight										
100-41-4	Ethylbenzene	ug/m3	106.2	21.70	U	19.10	J	1.74	J	20.40	J	11.70	J
100-42-5	Styrene	ug/m3	104.1	21.30	U	21.30	UJ	2.13	U	21.30	U	21.30	U
10061-01-5	cis-1,3-Dichloropropene	ug/m3	111	22.70	U	22.70	U	2.27	U	22.70	U	22.70	U
10061-02-6	trans-1,3-Dichloropropene	ug/m3	111	22.70	U	22.70	U	2.27	U	22.70	U	22.70	U
106-46-7	1,4-Dichlorobenzene	ug/m3	147	30.10	U	30.10	U	3.01	U	30.10	U	30.10	U
106-93-4	1,2-Dibromoethane	ug/m3	187.9	38.40	U	38.40	U	3.84	U	38.40	U	38.40	U
106-99-0	1,3-Butadiene	ug/m3	54.09	11.10	U	11.10	UJ	1.11	U	11.10	U	11.10	U
107-05-1	Allyl Chloride	ug/m3	76.53	15.70	U	15.70	U	1.57	U	15.70	U	15.70	U
107-06-2	1,2-Dichloroethane	ug/m3	98.96	20.20	U	20.20	U	2.02	U	20.20	U	20.20	U
108-10-1	4-Methyl-2-Pentanone	ug/m3	100.2	20.50	U	20.50	U	0.82	J	20.50	U	20.50	U
108-67-8	1,3,5-Trimethylbenzene	ug/m3	120.2	24.60	U	8.36	J	0.49	J	7.37	J	24.60	U
108-88-3	Toluene	ug/m3	92.14	196.00		132.00		5.65	J	52.80	J	37.70	J
108-90-7	Chlorobenzene	ug/m3	112.6	23.00	U	23.00	U	2.30	U	23.00	U	23.00	U
109-99-9	Tetrahydrofuran	ug/m3	154	31.50	U	31.50	U	1.26	J	31.50	U	31.50	U
110-54-3	Hexane	ug/m3	86.17	17.60	U	10.60	J	2.11	J	17.60	U	17.60	U
110-82-7	CYCLOHEXANE	ug/m3	84.16	17.20	U	17.20	U	0.69	J	4.13	J	7.57	J
120-82-1	1,2,4-Trichlorobenzene	ug/m3	181.5	37.10	U	37.10	U	3.71	U	37.10	U	37.10	U
123-91-1	1,4-Dioxane	ug/m3	133	27.20	U	27.20	U	2.72	U	7.62	J	7.62	J
124-48-1	Dibromochloromethane	ug/m3	208.3	42.60	U	42.60	U	4.26	U	42.60	U	42.60	U
126777-61-2	m/p-Xylene	ug/m3	106.2	21.70	U	36.50	J	5.65	J	47.80	J	24.30	J
127-18-4	Tetrachloroethene	ug/m3	165.8	33.90	U	3930.00	JD	2.03	J	210.00	J	231.00	J
142-82-5	n-Heptane	ug/m3	100.2	4.51	J	9.84	J	1.23	J	26.20	J	22.50	J
156-59-2	CIS-1,2-DICHLOROETHENE	ug/m3	96.94	19.80	U	4.76	J	1.98	U	19.80	U	19.80	U
156-60-5	TRANS-1,2-DICHLOROETHENE	ug/m3	96.94	19.80	U	19.80	U	1.98	U	19.80	U	19.80	U
1634-04-4	Methyl t-Butyl Ether	ug/m3	88.15	18.00	U	18.00	U	1.80	U	18.00	U	18.00	U
540-84-1	2,2,4-Trimethylpentane	ug/m3	114.2	23.40	U	23.40	U	0.47	J	23.40	U	23.40	U
541-73-1	1,3-DICHLOROBENZENE	ug/m3	147	30.10	U	30.10	U	3.01	U	30.10	U	30.10	U
56-23-5	CARBON TETRACHLORIDE	ug/m3	153.8	2.52	U	2.52	U	0.50	J	2.52	U	2.52	U
593-60-2	Bromoethene	ug/m3	106.9	21.90	U	21.90	U	2.19	U	21.90	U	21.90	U
622-96-8	4-ETHYLTOLUENE	ug/m3	120.2	24.60	U	4.92	J	0.49	J	24.60	U	24.60	U
67-64-1	ACETONE	ug/m3	58.08	109.00	B	162.00	B	42.80	JD	1470.00	JD	1500.00	JD
67-66-3	CHLOROFORM	ug/m3	119.4	24.40	U	5.37	J	2.44	U	24.40	U	24.40	U
71-43-2	BENZENE	ug/m3	78.11	16.00	U	11.50	J	1.28	J	8.31	J	8.31	J
71-55-6	1,1,1-TRICHLOROETHANE	ug/m3	133.4	27.30	U	2730.00	D	2.73	U	28.40	J	27.80	J
74-83-9	BROMOMETHANE	ug/m3	94.94	19.40	U	19.40	U	1.94	U	19.40	U	19.40	U
74-87-3	CHLOROMETHANE	ug/m3	50.49	10.30	U	10.30	U	2.07	J	10.30	U	10.30	U
75-00-3	CHLOROETHANE	ug/m3	64.52	13.20	U	13.20	U	1.32	U	13.20	U	13.20	U
75-01-4	VINYL CHLORIDE	ug/m3	62.5	12.80	U	12.80	U	1.28	U	12.80	U	12.80	U
75-09-2	METHYLENE CHLORIDE	ug/m3	84.94	3.47	J	12.20	J	5.91	J	3.82	J	19.80	J
75-15-0	CARBON DISULFIDE	ug/m3	76.14	15.60	U	15.60	U	1.56	U	15.60	U	15.60	U
75-25-2	BROMOFORM	ug/m3	252.8	51.70	U	51.70	U	5.17	U	51.70	U	51.70	U
75-27-4	BROMODICHLOROMETHANE	ug/m3	163.8	33.50	U	33.50	U	3.35	U	33.50	U	33.50	U
75-34-3	1,1-DICHLOROETHANE	ug/m3	98.96	20.20	U	328.00		2.02	U	20.20	U	20.20	U
75-35-4	1,1-DICHLOROETHENE	ug/m3	96.94	19.80	U	6.74	J	1.98	U	19.80	U	19.80	U
75-65-0	tert-Butyl Alcohol	ug/m3	74.12	15.20	U	6.97	J	0.91	J	12.10	J	8.79	J
75-69-4	TRICHLOROFLUOROMETHANE	ug/m3	137.4	28.10	U	28.10	U	2.25	J	24.70	J	29.80	J
75-71-8	DICHLORODIFLUOROMETHANE	ug/m3	120.9	4.94	J	24.70	U	2.97	J	6.92	J	7.91	J
76-13-1	1,1,2-Trichloro-1,2,2-trifluoroetha	ug/m3	187.4	38.30	U	38.30	U	0.77	J	38.30	U	38.30	U
76-14-2	1,2-dichloro-1,1,2,2-tetrafluoroeth	ug/m3	170.9	34.90	U	34.90	U	3.49	U	34.90	U	34.90	U
78-87-5	1,2-DICHLOROPROPANE	ug/m3	113	23.10	U	23.10	U	2.31	U	23.10	U	23.10	U
78-93-3	2-BUTANONE	ug/m3	72.11	14.70	J	10.60	J	2.95	J	13.00	J	10.90	J
79-00-5	1,1,2-TRICHLOROETHANE	ug/m3	133.4	27.30	U	27.30	U	2.73	U	27.30	U	27.30	U
79-01-6	TRICHLOROETHENE	ug/m3	131.4	2.47	U	44.10		0.54	J	10.70	J	14.00	J
79-34-5	1,1,2,2-TETRACHLOROETHANE	ug/m3	167.9	34.30	U	34.30	U	3.43	U	34.30	U	34.30	U
80-62-6	Methyl Methacrylate	ug/m3	100.117	20.50	U	20.50	U	2.05	U	20.50	U	20.50	U
87-68-3	HEXACHLOROBUTADIENE	ug/m3	260.8	53.30	U	53.30	U	5.33	U	53.30	U	53.30	U
95-47-6	O-XYLENE	ug/m3	106.2	21.70	U	21.70	J	1.74	J	11.30	J	6.52	J
95-49-8	2-Chlorotoluene	ug/m3	126.58	25.90	U	25.90	U	2.59	U	25.90	U	25.90	U
95-50-1	1,2-DICHLOROBENZENE	ug/m3	147	30.10	U	30.10	U	3.01	U	30.10	U	30.10	U
95-63-6	1,2,4-TRIMETHYLBENZENE	ug/m3	120.2	24.60	U	32.00		1.97	J	16.20	J	24.60	U

Notes:
U - undefined ug/m3 - micrograms per cubic meter
SV - Soil Vapor J - estimated
DP - Direct Pusl ID - Identification
N - presumptive evidence of a compound

Table A-1
Soil Vapor Analytical Results
New Cassel Industrial Area
North Hempstead, NY

			Sample ID	130043F-DP02-AA		130043F-DP02-SV08		130043F-DP02-SV25		130043F-DP02-SV45		130043F-DP03-SD08	
			Sample Date	03/04/2006		03/04/2006		03/04/2006		03/04/2006		03/07/2006	
			Boring Location	F-DP02		F-DP02		F-DP02		F-DP02		F-DP03	
Case Number	Chemical Name	Result Unit	Molecular Weight										
100-41-4	Ethylbenzene	ug/m3	106.2	0.87	J	23.50		24.80	J	40.40	J	21.70	U
100-42-5	Styrene	ug/m3	104.1	2.13	U	21.30	U	21.30	U	21.30	U	21.30	U
10061-01-5	cis-1,3-Dichloropropene	ug/m3	111	2.27	U	22.70	U	22.70	U	22.70	U	22.70	U
10061-02-6	trans-1,3-Dichloropropene	ug/m3	111	2.27	U	22.70	U	22.70	U	22.70	U	22.70	U
106-46-7	1,4-Dichlorobenzene	ug/m3	147	3.01	U	30.10	U	30.10	U	30.10	U	30.10	U
106-93-4	1,2-Dibromoethane	ug/m3	187.9	3.84	U	38.40	U	38.40	U	38.40	U	38.40	U
106-99-0	1,3-Butadiene	ug/m3	54.09	1.11	U	11.10	U	11.10	U	11.10	U	11.10	U
107-05-1	Allyl Chloride	ug/m3	76.53	1.57	U	15.70	U	15.70	U	15.70	U	15.70	U
107-06-2	1,2-Dichloroethane	ug/m3	98.96	2.02	U	20.20	U	20.20	U	20.20	U	20.20	U
108-10-1	4-Methyl-2-Pentanone	ug/m3	100.2	0.41	J	20.50	U	20.50	U	20.50	U	20.50	U
108-67-8	1,3,5-Trimethylbenzene	ug/m3	120.2	2.46	U	7.37	J	7.37	J	9.34	J	24.60	U
108-88-3	Toluene	ug/m3	92.14	4.52		60.30		52.80	J	113.00	J	5.65	J
108-90-7	Chlorobenzene	ug/m3	112.6	2.30	U	23.00	U	23.00	U	23.00	U	23.00	U
109-99-9	Tetrahydrofuran	ug/m3	154	3.15	U	31.50	U	31.50	U	31.50	U	31.50	U
110-54-3	Hexane	ug/m3	86.17	1.76	U	13.70	J	17.60	U	17.60	U	17.60	U
110-82-7	CYCLOHEXANE	ug/m3	84.16	1.72	U	17.20	U	3.10	J	13.80	J	17.20	U
120-82-1	1,2,4-Trichlorobenzene	ug/m3	181.5	3.71	U	37.10	U	37.10	U	37.10	U	37.10	U
123-91-1	1,4-Dioxane	ug/m3	133	2.72	U	27.20	U	27.20	U	27.20	U	27.20	U
124-48-1	Dibromochloromethane	ug/m3	208.3	4.26	U	42.60	U	42.60	U	42.60	U	42.60	U
126777-61-2	m/p-Xylene	ug/m3	106.2	2.61		78.20		69.50	J	122.00	J	21.70	U
127-18-4	Tetrachloroethene	ug/m3	165.8	3.39		108.00		210.00	J	325.00	J	23.10	J
142-82-5	n-Heptane	ug/m3	100.2	1.23	J	13.50	J	20.50	J	69.70	J	20.50	U
156-59-2	CIS-1,2-DICHLOROETHENE	ug/m3	96.94	1.98	U	19.80	U	19.80	U	19.80	U	19.80	U
156-60-5	TRANS-1,2-DICHLOROETHENE	ug/m3	96.94	1.98	U	19.80	U	19.80	U	19.80	U	19.80	U
1634-04-4	Methyl t-Butyl Ether	ug/m3	88.15	1.80	U	18.00	U	18.00	U	18.00	U	18.00	U
540-84-1	2,2,4-Trimethylpentane	ug/m3	114.2	0.47	J	23.40	U	23.40	U	10.30	J	23.40	U
541-73-1	1,3-DICHLOROBENZENE	ug/m3	147	3.01	U	30.10	U	30.10	U	30.10	U	30.10	U
56-23-5	CARBON TETRACHLORIDE	ug/m3	153.8	0.44		2.52	U	2.52	U	2.52	U	2.52	U
593-60-2	Bromoethene	ug/m3	106.9	2.19	U	21.90	U	21.90	U	21.90	U	21.90	U
622-96-8	4-ETHYLTOLUENE	ug/m3	120.2	2.46	U	6.88	J	5.90	J	9.83	J	24.60	U
67-64-1	ACETONE	ug/m3	58.08	16.20	J	1430.00	JD	1070.00	D	3560.00	JD	28.50	U
67-66-3	CHLOROFORM	ug/m3	119.4	2.44	U	24.40	U	24.40	U	24.40	U	24.40	U
71-43-2	BENZENE	ug/m3	78.11	1.28	J	6.39	J	6.71	J	26.80	J	16.00	U
71-55-6	1,1,1-TRICHLOROETHANE	ug/m3	133.4	2.73	U	27.30	U	25.60	J	28.40	J	27.30	U
74-83-9	BROMOMETHANE	ug/m3	94.94	1.94	U	19.40	U	19.40	U	19.40	U	19.40	U
74-87-3	CHLOROMETHANE	ug/m3	50.49	1.24		10.30	U	10.30	U	10.30	U	10.30	U
75-00-3	CHLOROETHANE	ug/m3	64.52	1.32	UJ	13.20	U	13.20	U	13.20	U	13.20	U
75-01-4	VINYL CHLORIDE	ug/m3	62.5	1.28	UJ	12.80	U	12.80	U	12.80	U	12.80	U
75-09-2	METHYLENE CHLORIDE	ug/m3	84.94	6.95		3.47	J	4.17	J	17.40	U	5.91	J
75-15-0	CARBON DISULFIDE	ug/m3	76.14	1.56	U	15.60	U	15.60	U	15.60	U	15.60	U
75-25-2	BROMOFORM	ug/m3	252.8	5.17	U	51.70	U	51.70	U	51.70	U	51.70	U
75-27-4	BROMODICHLOROMETHANE	ug/m3	163.8	3.35	U	33.50	U	33.50	U	33.50	U	33.50	U
75-34-3	1,1-DICHLOROETHANE	ug/m3	98.96	2.02	U	20.20	U	20.20	U	20.20	U	20.20	U
75-35-4	1,1-DICHLOROETHENE	ug/m3	96.94	1.98	U	19.80	U	19.80	U	19.80	U	19.80	U
75-65-0	tert-Butyl Alcohol	ug/m3	74.12	1.52	U	15.20	U	9.09	J	15.50	J	15.20	U
75-69-4	TRICHLOROFLUOROMETHANE	ug/m3	137.4	2.81	J	28.10	U	30.90	J	41.60	J	28.10	U
75-71-8	DICHLORODIFLUOROMETHANE	ug/m3	120.9	2.47	J	24.70	U	7.42	J	8.41	J	4.94	J
76-13-1	1,1,2-Trichloro-1,2,2-trifluoroetha	ug/m3	187.4	0.77	J	38.30	U	38.30	U	38.30	U	38.30	U
76-14-2	1,2-dichloro-1,1,2,2-tetrafluoroeth	ug/m3	170.9	3.49	U	34.90	U	34.90	U	34.90	U	34.90	U
78-87-5	1,2-DICHLOROPROPANE	ug/m3	113	2.31	U	23.10	U	23.10	U	23.10	U	23.10	U
78-93-3	2-BUTANONE	ug/m3	72.11	1.77		14.20	J	12.10	J	17.10	J	5.01	J
79-00-5	1,1,2-TRICHLOROETHANE	ug/m3	133.4	2.73	U	27.30	U	27.30	U	27.30	U	27.30	U
79-01-6	TRICHLOROETHENE	ug/m3	131.4	0.25	U	5.37		8.60	J	16.70	J	2.47	U
79-34-5	1,1,2,2-TETRACHLOROETHANE	ug/m3	167.9	3.43	U	34.30	U	34.30	U	34.30	U	34.30	U
80-62-6	Methyl Methacrylate	ug/m3	100.117	2.05	U	20.50	U	20.50	U	20.50	U	20.50	U
87-68-3	HEXACHLOROBUTADIENE	ug/m3	260.8	5.33	U	53.30	U	53.30	U	53.30	U	53.30	U
95-47-6	O-XYLENE	ug/m3	106.2	0.87	J	20.00	J	16.90	J	33.40	J	21.70	U
95-49-8	2-Chlorotoluene	ug/m3	126.58	2.59	U	25.90	U	25.90	U	25.90	U	25.90	U
95-50-1	1,2-DICHLOROBENZENE	ug/m3	147	3.01	U	30.10	U	30.10	U	30.10	U	30.10	U
95-63-6	1,2,4-TRIMETHYLBENZENE	ug/m3	120.2	0.98	J	18.20	J	18.70	J	23.10	J	24.60	U

Notes:
U - undefined ug/m3 - micrograms per cubic meter
SV - Soil Vapor J - estimated
DP - Direct Pusl ID - Identification
N - presumptive evidence of a compound

Table A-1
Soil Vapor Analytical Results
New Cassel Industrial Area
North Hempstead, NY

			Sample ID	130043F-DP03-SV08		130043F-DP03-SV25		130043F-DP03-SV45		130043F-DP04-AA		130043F-DP04-SV08	
			Sample Date	03/07/2008		03/07/2008		03/07/2008		03/07/2008		03/07/2008	
			Boring Location	F-DP03		F-DP03		F-DP03		F-DP04		F-DP04	
Case Number	Chemical Name	Result Unit	Molecular Weight										
100-41-4	Ethylbenzene	ug/m3	106.2	21.70	U	21.30		15.20	J	2.17	U	21.70	U
100-42-5	Styrene	ug/m3	104.1	21.30	U	1.28	J	21.30	U	2.13	U	21.30	U
10061-01-5	cis-1,3-Dichloropropene	ug/m3	111	22.70	U	2.27	U	22.70	U	2.27	U	22.70	U
10061-02-6	trans-1,3-Dichloropropene	ug/m3	111	22.70	U	2.27	U	22.70	U	2.27	U	22.70	U
106-46-7	1,4-Dichlorobenzene	ug/m3	147	30.10	U	3.01	U	30.10	U	3.01	U	30.10	U
106-93-4	1,2-Dibromoethane	ug/m3	187.9	38.40	U	3.84	U	38.40	U	3.84	U	38.40	U
106-99-0	1,3-Butadiene	ug/m3	54.09	11.10	U	1.11	U	11.10	U	1.11	U	11.10	U
107-05-1	Allyl Chloride	ug/m3	76.53	15.70	U	1.57	U	15.70	U	1.57	U	15.70	U
107-06-2	1,2-Dichloroethane	ug/m3	98.96	20.20	U	2.02	U	20.20	U	2.02	U	20.20	U
108-10-1	4-Methyl-2-Pentanone	ug/m3	100.2	20.50	U	1.23	J	20.50	U	2.05	U	20.50	U
108-67-8	1,3,5-Trimethylbenzene	ug/m3	120.2	24.60	U	6.39		5.90	J	2.46	U	24.60	U
108-88-3	Toluene	ug/m3	92.14	7.54	J	71.60		64.10		2.26		15.80	J
108-90-7	Chlorobenzene	ug/m3	112.6	23.00	U	2.30	U	23.00	U	2.30	U	23.00	U
109-99-9	Tetrahydrofuran	ug/m3	154	31.50	U	3.15	U	31.50	U	3.15	U	31.50	U
110-54-3	Hexane	ug/m3	86.17	17.60	U	8.81		17.60	U	1.76	U	17.60	U
110-82-7	CYCLOHEXANE	ug/m3	84.16	17.20	U	1.72	J	17.20	U	1.72	U	17.20	U
120-82-1	1,2,4-Trichlorobenzene	ug/m3	181.5	37.10	U	3.71	U	37.10	U	3.71	U	37.10	U
123-91-1	1,4-Dioxane	ug/m3	133	27.20	U	2.72	U	27.20	U	2.72	U	27.20	U
124-48-1	Dibromochloromethane	ug/m3	208.3	42.60	U	4.26	U	42.60	U	4.26	U	42.60	U
126777-61-2	m/p-Xylene	ug/m3	106.2	5.65	J	65.20		56.50		2.17	U	12.20	J
127-18-4	Tetrachloroethene	ug/m3	165.8	63.10		678.00	D	949.00		1.36	J	40.70	
142-82-5	n-Heptane	ug/m3	100.2	20.50	U	6.15		5.74	J	2.05	U	20.50	U
156-59-2	CIS-1,2-DICHLOROETHENE	ug/m3	96.94	19.80	U	1.98	U	19.80	U	0.79	J	19.80	U
156-60-5	TRANS-1,2-DICHLOROETHENE	ug/m3	96.94	19.80	U	1.98	U	19.80	U	1.98	U	19.80	U
1634-04-4	Methyl t-Butyl Ether	ug/m3	88.15	18.00	U	1.80	U	18.00	U	1.80	U	18.00	U
540-84-1	2,2,4-Trimethylpentane	ug/m3	114.2	23.40	U	2.34	U	23.40	U	2.34	U	23.40	U
541-73-1	1,3-DICHLOROBENZENE	ug/m3	147	30.10	U	3.01	U	30.10	U	3.01	U	30.10	U
56-23-5	CARBON TETRACHLORIDE	ug/m3	153.8	2.52	U	0.25	U	2.52	U	0.25	U	2.52	U
593-60-2	Bromoethene	ug/m3	106.9	21.90	U	2.19	U	21.90	U	2.19	U	21.90	U
622-96-8	4-ETHYLTOLUENE	ug/m3	120.2	24.60	U	6.88		6.39	J	2.46	U	24.60	U
67-64-1	ACETONE	ug/m3	58.08	68.90	B	356.00	DB	594.00	DB	6.18	B	99.80	B
67-66-3	CHLOROFORM	ug/m3	119.4	24.40	U	0.98	J	24.40	U	2.44	U	24.40	U
71-43-2	BENZENE	ug/m3	78.11	16.00	U	7.03		7.67	J	0.32	J	3.83	J
71-55-6	1,1,1-TRICHLOROETHANE	ug/m3	133.4	27.30	U	20.70		24.00	J	5.46		27.30	U
74-83-9	BROMOMETHANE	ug/m3	94.94	19.40	U	1.94	U	19.40	U	1.94	U	19.40	U
74-87-3	CHLOROMETHANE	ug/m3	50.49	10.30	U	1.03	U	10.30	U	0.62	J	10.30	U
75-00-3	CHLOROETHANE	ug/m3	64.52	13.20	U	1.32	U	13.20	U	10.00		13.20	U
75-01-4	VINYL CHLORIDE	ug/m3	62.5	12.80	U	1.28	U	12.80	U	1.79		12.80	U
75-09-2	METHYLENE CHLORIDE	ug/m3	84.94	4.52	J	1.39	J	5.21	J	2.78	J	17.40	UJ
75-15-0	CARBON DISULFIDE	ug/m3	76.14	15.60	U	1.56	U	15.60	U	1.56	U	9.03	J
75-25-2	BROMOFORM	ug/m3	252.8	51.70	U	5.17	U	51.70	U	5.17	U	51.70	U
75-27-4	BROMODICHLOROMETHANE	ug/m3	163.8	33.50	U	3.35	U	33.50	U	3.35	U	33.50	U
75-34-3	1,1-DICHLOROETHANE	ug/m3	98.96	20.20	U	2.02	U	20.20	U	2.83		20.20	U
75-35-4	1,1-DICHLOROETHENE	ug/m3	96.94	19.80	U	1.98	U	19.80	U	1.98	U	19.80	U
75-65-0	tert-Butyl Alcohol	ug/m3	74.12	15.20	U	1.52	J	5.15	J	1.52	U	15.20	U
75-69-4	TRICHLOROFLUOROMETHANE	ug/m3	137.4	8.43	J	34.80		48.90		0.56	J	10.70	J
75-71-8	DICHLORODIFLUOROMETHANE	ug/m3	120.9	7.42	J	11.90	J	12.90	J	0.99	J	24.70	UJ
76-13-1	1,1,2-Trichloro-1,2,2-trifluoroetha	ug/m3	187.4	38.30	U	1.53	J	38.30	U	1.53	J	38.30	U
76-14-2	1,2-dichloro-1,1,2,2-tetrafluoroeth	ug/m3	170.9	34.90	U	3.49	U	34.90	U	3.49	U	34.90	U
78-87-5	1,2-DICHLOROPROPANE	ug/m3	113	23.10	U	2.31	U	23.10	U	2.31	U	23.10	U
78-93-3	2-BUTANONE	ug/m3	72.11	6.78	J	12.40	B	17.40		0.59	J	5.60	J
79-00-5	1,1,2-TRICHLOROETHANE	ug/m3	133.4	27.30	U	2.73	U	27.30	U	2.73	U	27.30	U
79-01-6	TRICHLOROETHENE	ug/m3	131.4	2.47	U	29.00		37.10		0.86		2.47	U
79-34-5	1,1,2,2-TETRACHLOROETHANE	ug/m3	167.9	34.30	U	3.43	U	34.30	U	3.43	U	34.30	U
80-62-6	Methyl Methacrylate	ug/m3	100.117	20.50	U	2.05	U	20.50	U	2.05	U	20.50	U
87-68-3	HEXACHLOROBUTADIENE	ug/m3	260.8	22.40	J	5.33	U	26.70	J	5.33	U	21.30	J
95-47-6	O-XYLENE	ug/m3	106.2	21.70	U	21.30		16.90	J	2.17	U	21.70	U
95-49-8	2-Chlorotoluene	ug/m3	126.58	25.90	U	2.59	U	25.90	U	2.59	U	25.90	U
95-50-1	1,2-DICHLOROBENZENE	ug/m3	147	30.10	U	3.01	U	30.10	U	3.01	U	30.10	U
95-63-6	1,2,4-TRIMETHYLBENZENE	ug/m3	120.2	24.60	U	18.20		24.60	U	2.46	U	24.60	U

Notes:
U - undefined ug/m3 - micrograms per cubic meter
SV - Soil Vapor J - estimated
DP - Direct Pusl ID - Identification
N - presumptive evidence of a compound

Table A-1
Soil Vapor Analytical Results
New Cassel Industrial Area
North Hempstead, NY

			Sample ID	130043F-DP04-SV25		130043F-DP04-SV45		130043F-DP05-SV08		130043F-DP05-SV25		130043F-DP05-SV45	
			Sample Date	03/07/2008		03/07/2008		03/07/2008		03/07/2008		03/07/2008	
			Boring Location	F-DP04		F-DP04		F-DP05		F-DP05		F-DP05	
Case Number	Chemical Name	Result Unit	Molecular Weight										
100-41-4	Ethylbenzene	ug/m3	106.2	10.40	J	11.70	J	9.99	J	9.56	J	9.56	J
100-42-5	Styrene	ug/m3	104.1	21.30	U	21.30	U	21.30	U	21.30	U	21.30	U
10061-01-5	cis-1,3-Dichloropropene	ug/m3	111	22.70	U	22.70	U	22.70	U	22.70	U	22.70	U
10061-02-6	trans-1,3-Dichloropropene	ug/m3	111	22.70	U	22.70	U	22.70	U	22.70	U	22.70	U
106-46-7	1,4-Dichlorobenzene	ug/m3	147	30.10	U	30.10	U	30.10	U	30.10	U	30.10	U
106-93-4	1,2-Dibromoethane	ug/m3	187.9	38.40	U	38.40	U	38.40	U	38.40	U	38.40	U
106-99-0	1,3-Butadiene	ug/m3	54.09	11.10	U	11.10	U	11.10	U	11.10	U	11.10	U
107-05-1	Allyl Chloride	ug/m3	76.53	15.70	U	15.70	U	15.70	U	15.70	U	15.70	U
107-06-2	1,2-Dichloroethane	ug/m3	98.96	20.20	U	20.20	U	20.20	U	20.20	U	20.20	U
108-10-1	4-Methyl-2-Pentanone	ug/m3	100.2	20.50	U	20.50	U	20.50	U	20.50	U	20.50	U
108-67-8	1,3,5-Trimethylbenzene	ug/m3	120.2	5.90	J	6.39	J	4.92	J	24.60	U	24.60	U
108-88-3	Toluene	ug/m3	92.14	34.30		45.20		36.90		41.50		49.00	
108-90-7	Chlorobenzene	ug/m3	112.6	23.00	U	23.00	U	23.00	U	23.00	U	23.00	U
109-99-9	Tetrahydrofuran	ug/m3	154	31.50	U	31.50	U	31.50	U	31.50	U	31.50	U
110-54-3	Hexane	ug/m3	86.17	17.60	U	17.60	U	17.60	U	17.60	U	17.60	U
110-82-7	CYCLOHEXANE	ug/m3	84.16	17.20	U	17.20	U	17.20	U	17.20	U	17.20	U
120-82-1	1,2,4-Trichlorobenzene	ug/m3	181.5	37.10	U	37.10	U	37.10	U	37.10	U	37.10	U
123-91-1	1,4-Dioxane	ug/m3	133	27.20	U	27.20	U	27.20	U	27.20	U	27.20	U
124-48-1	Dibromochloromethane	ug/m3	208.3	42.60	U	42.60	U	42.60	U	42.60	U	42.60	U
126777-61-2	m/p-Xylene	ug/m3	106.2	47.80		52.10		52.10		43.40		43.40	
127-18-4	Tetrachloroethene	ug/m3	165.8	746.00		1080.00		163.00		407.00		549.00	
142-82-5	n-Heptane	ug/m3	100.2	20.50	U	4.92	J	20.50	U	4.51	J	8.20	J
156-59-2	CIS-1,2-DICHLOROETHENE	ug/m3	96.94	6.74	J	19.80	U	19.80	U	19.80	U	19.80	U
156-60-5	TRANS-1,2-DICHLOROETHENE	ug/m3	96.94	19.80	U	19.80	U	19.80	U	19.80	U	19.80	U
1634-04-4	Methyl t-Butyl Ether	ug/m3	88.15	18.00	U	18.00	U	18.00	U	18.00	U	18.00	U
540-84-1	2,2,4-Trimethylpentane	ug/m3	114.2	23.40	U	23.40	U	23.40	U	23.40	U	23.40	U
541-73-1	1,3-DICHLOROBENZENE	ug/m3	147	30.10	U	30.10	U	30.10	U	30.10	U	30.10	U
56-23-5	CARBON TETRACHLORIDE	ug/m3	153.8	2.52	U	2.52	U	2.52	U	2.52	U	2.52	U
593-60-2	Bromoethene	ug/m3	106.9	21.90	U	21.90	U	21.90	U	21.90	U	21.90	U
622-96-8	4-ETHYLTOLUENE	ug/m3	120.2	4.92	J	5.41	J	4.92	J	24.60	U	24.60	U
67-64-1	ACETONE	ug/m3	58.08	451.00	B	475.00	B	285.00	B	181.00	B	356.00	B
67-66-3	CHLOROFORM	ug/m3	119.4	24.40	U	24.40	U	24.40	U	24.40	U	24.40	U
71-43-2	BENZENE	ug/m3	78.11	4.15	J	5.11	J	4.47	J	5.75	J	8.31	J
71-55-6	1,1,1-TRICHLOROETHANE	ug/m3	133.4	24.60	J	22.90	J	27.30	U	12.50	J	28.40	
74-83-9	BROMOMETHANE	ug/m3	94.94	19.40	U	19.40	U	19.40	U	19.40	U	19.40	U
74-87-3	CHLOROMETHANE	ug/m3	50.49	10.30	U	10.30	U	10.30	U	10.30	U	10.30	U
75-00-3	CHLOROETHANE	ug/m3	64.52	87.10		13.20	U	13.20	U	13.20	U	13.20	U
75-01-4	VINYL CHLORIDE	ug/m3	62.5	13.30		12.80	U	12.80	U	12.80	U	12.80	U
75-09-2	METHYLENE CHLORIDE	ug/m3	84.94	4.52	J	17.40	UJ	17.40	UJ	17.40	UJ	4.52	J
75-15-0	CARBON DISULFIDE	ug/m3	76.14	15.60	U	15.60	U	8.10	J	15.60	U	15.60	U
75-25-2	BROMOFORM	ug/m3	252.8	51.70	U	51.70	U	51.70	U	51.70	U	51.70	U
75-27-4	BROMODICHLOROMETHANE	ug/m3	163.8	33.50	U	33.50	U	33.50	U	33.50	U	33.50	U
75-34-3	1,1-DICHLOROETHANE	ug/m3	98.96	23.50		20.20	U	20.20	U	20.20	U	6.88	J
75-35-4	1,1-DICHLOROETHENE	ug/m3	96.94	19.80	U	19.80	U	19.80	U	19.80	U	19.80	U
75-65-0	tert-Butyl Alcohol	ug/m3	74.12	15.20	U	3.94	J	15.20	U	15.20	U	15.20	U
75-69-4	TRICHLOROFLUOROMETHANE	ug/m3	137.4	29.80		50.60		6.74	J	15.20	J	36.50	
75-71-8	DICHLORODIFLUOROMETHANE	ug/m3	120.9	18.80	J	14.80	J	24.70	UJ	8.90	J	9.89	J
76-13-1	1,1,2-Trichloro-1,2,2-trifluoroetha	ug/m3	187.4	12.30	J	12.30	J	38.30	U	38.30	U	15.30	J
76-14-2	1,2-dichloro-1,1,2,2-tetrafluoroeth	ug/m3	170.9	34.90	U	34.90	U	34.90	U	34.90	U	34.90	U
78-87-5	1,2-DICHLOROPROPANE	ug/m3	113	23.10	U	23.10	U	23.10	U	23.10	U	23.10	U
78-93-3	2-BUTANONE	ug/m3	72.11	8.26	J	21.80		9.44	J	11.20	J	23.60	
79-00-5	1,1,2-TRICHLOROETHANE	ug/m3	133.4	27.30	U	27.30	U	27.30	U	27.30	U	27.30	U
79-01-6	TRICHLOROETHENE	ug/m3	131.4	96.70		145.00		2.47	U	17.20		33.30	
79-34-5	1,1,2,2-TETRACHLOROETHANE	ug/m3	167.9	34.30	U	34.30	U	34.30	U	34.30	U	34.30	U
80-62-6	Methyl Methacrylate	ug/m3	100.117	20.50	U	20.50	U	20.50	U	20.50	U	20.50	U
87-68-3	HEXACHLOROBUTADIENE	ug/m3	260.8	23.50	J	23.50	J	21.30	J	53.30	U	53.30	U
95-47-6	O-XYLENE	ug/m3	106.2	12.60	J	13.90	J	13.00	J	10.90	J	9.99	J
95-49-8	2-Chlorotoluene	ug/m3	126.58	25.90	U	25.90	U	25.90	U	25.90	U	25.90	U
95-50-1	1,2-DICHLOROBENZENE	ug/m3	147	30.10	U	30.10	U	30.10	U	30.10	U	30.10	U
95-63-6	1,2,4-TRIMETHYLBENZENE	ug/m3	120.2	24.60	U	24.60	U	24.60	U	24.60	U	24.60	U

Notes:
U - undefined ug/m3 - micrograms per cubic meter
SV - Soil Vapor J - estimated
DP - Direct Pusl ID - Identification
N - presumptive evidence of a compound

Table A-1
Soil Vapor Analytical Results
New Cassel Industrial Area
North Hempstead, NY

			Sample ID	130043K-DP01-SD08		130043K-DP01-SV08		130043K-DP01-SV25		130043K-DP01-SV45		130043K-DP02-SV08	
			Sample Date	03/04/2008		03/04/2008		03/04/2008		03/04/2008		03/05/2008	
			Boring Location	K-DP01		K-DP01		K-DP01		K-DP01		K-DP02	
Case Number	Chemical Name	Result Unit	Molecular Weight										
100-41-4	Ethylbenzene	ug/m3	106.2	13.50	J	11.70	J	17.40	J	20.00	J	2.61	
100-42-5	Styrene	ug/m3	104.1	21.30	U	21.30	U	21.30	U	21.30	U	2.13	U
10061-01-5	cis-1,3-Dichloropropene	ug/m3	111	22.70	U	22.70	U	22.70	U	22.70	U	2.27	U
10061-02-6	trans-1,3-Dichloropropene	ug/m3	111	22.70	U	22.70	U	22.70	U	22.70	U	2.27	U
106-46-7	1,4-Dichlorobenzene	ug/m3	147	30.10	U	30.10	U	30.10	U	30.10	U	3.01	U
106-93-4	1,2-Dibromoethane	ug/m3	187.9	38.40	U	38.40	U	38.40	U	38.40	U	3.84	U
106-99-0	1,3-Butadiene	ug/m3	54.09	11.10	U	11.10	U	11.10	U	11.10	U	1.11	U
107-05-1	Allyl Chloride	ug/m3	76.53	15.70	U	15.70	U	15.70	U	15.70	U	1.57	U
107-06-2	1,2-Dichloroethane	ug/m3	98.96	20.20	U	20.20	U	20.20	U	20.20	U	2.02	U
108-10-1	4-Methyl-2-Pentanone	ug/m3	100.2	20.50	U	20.50	U	20.50	U	20.50	U	2.05	U
108-67-8	1,3,5-Trimethylbenzene	ug/m3	120.2	24.60	U	24.60	U	5.41	J	6.39	J	0.98	J
108-88-3	Toluene	ug/m3	92.14	36.60	J	30.50	J	56.50	J	56.50	J	4.52	
108-90-7	Chlorobenzene	ug/m3	112.6	23.00	U	23.00	U	23.00	U	23.00	U	2.30	U
109-99-9	Tetrahydrofuran	ug/m3	154	31.50	U	31.50	U	31.50	U	31.50	U	3.15	U
110-54-3	Hexane	ug/m3	86.17	30.70	J	25.40	J	17.60	U	17.60	U	1.76	U
110-82-7	CYCLOHEXANE	ug/m3	84.16	7.92	J	8.26	J	7.23	J	5.85	J	1.72	U
120-82-1	1,2,4-Trichlorobenzene	ug/m3	181.5	37.10	U	37.10	U	37.10	U	37.10	U	3.71	U
123-91-1	1,4-Dioxane	ug/m3	133	27.20	U	27.20	U	27.20	U	27.20	U	2.72	U
124-48-1	Dibromochloromethane	ug/m3	208.3	42.60	U	42.60	U	42.60	U	42.60	U	4.26	U
126777-61-2	m/p-Xylene	ug/m3	106.2	38.70	J	34.30	J	43.40	J	52.10	J	7.38	
127-18-4	Tetrachloroethene	ug/m3	165.8	88.20	J	74.60	J	170.00	J	292.00	J	21.00	
142-82-5	n-Heptane	ug/m3	100.2	27.90	J	29.90	J	32.40	J	30.70	J	1.23	J
156-59-2	CIS-1,2-DICHLOROETHENE	ug/m3	96.94	19.80	U	19.80	U	19.80	U	6.34	J	1.98	U
156-60-5	TRANS-1,2-DICHLOROETHENE	ug/m3	96.94	19.80	U	19.80	U	19.80	U	19.80	U	1.98	U
1634-04-4	Methyl t-Butyl Ether	ug/m3	88.15	18.00	U	18.00	U	18.00	U	18.00	U	1.80	U
540-84-1	2,2,4-Trimethylpentane	ug/m3	114.2	10.30	J	8.41	J	7.01	J	23.40	U	2.34	U
541-73-1	1,3-DICHLOROBENZENE	ug/m3	147	30.10	U	30.10	U	30.10	U	30.10	U	3.01	U
56-23-5	CARBON TETRACHLORIDE	ug/m3	153.8	2.52	U	2.52	U	2.52	U	2.52	U	0.25	U
593-60-2	Bromoethene	ug/m3	106.9	21.90	U	21.90	U	21.90	U	21.90	U	2.19	U
622-96-8	4-ETHYLTOLUENE	ug/m3	120.2	2.95	J	24.60	U	24.60	U	24.60	U	0.98	J
67-64-1	ACETONE	ug/m3	58.08	356.00	J	333.00	J	831.00	JD	1540.00	JD	1310.00	JD
67-66-3	CHLOROFORM	ug/m3	119.4	24.40	U	24.40	U	24.40	U	24.40	U	2.44	U
71-43-2	BENZENE	ug/m3	78.11	6.71	J	5.75	J	10.50	J	8.63	J	0.64	J
71-55-6	1,1,1-TRICHLOROETHANE	ug/m3	133.4	13.60	J	13.60	J	37.60	J	60.00	J	8.18	
74-83-9	BROMOMETHANE	ug/m3	94.94	19.40	U	19.40	U	19.40	U	19.40	U	1.94	U
74-87-3	CHLOROMETHANE	ug/m3	50.49	10.30	U	10.30	U	10.30	U	10.30	U	1.03	U
75-00-3	CHLOROETHANE	ug/m3	64.52	13.20	U	13.20	U	13.20	U	13.20	U	1.32	UJ
75-01-4	VINYL CHLORIDE	ug/m3	62.5	12.80	U	12.80	U	12.80	U	12.80	U	1.28	UJ
75-09-2	METHYLENE CHLORIDE	ug/m3	84.94	4.17	J	4.86	J	5.21	J	4.17	J	1.74	U
75-15-0	CARBON DISULFIDE	ug/m3	76.14	4.36	J	3.74	J	15.60	U	15.60	U	1.56	U
75-25-2	BROMOFORM	ug/m3	252.8	51.70	U	51.70	U	51.70	U	51.70	U	5.17	U
75-27-4	BROMODICHLOROMETHANE	ug/m3	163.8	33.50	U	33.50	U	33.50	U	33.50	U	3.35	U
75-34-3	1,1-DICHLOROETHANE	ug/m3	98.96	20.20	U	20.20	U	20.20	U	15.80	J	1.62	J
75-35-4	1,1-DICHLOROETHENE	ug/m3	96.94	19.80	U	19.80	U	19.80	U	19.80	U	1.98	U
75-65-0	tert-Butyl Alcohol	ug/m3	74.12	15.20	U	15.20	U	6.67	J	7.88	J	0.30	J
75-69-4	TRICHLOROFLUOROMETHANE	ug/m3	137.4	5.62	J	5.62	J	16.30	J	37.70	J	1.12	J
75-71-8	DICHLORODIFLUOROMETHANE	ug/m3	120.9	3.96	J	24.70	U	4.94	J	8.41	J	2.47	U
76-13-1	1,1,2-Trichloro-1,2,2-trifluoroetha	ug/m3	187.4	38.30	U	38.30	U	38.30	U	38.30	U	3.83	U
76-14-2	1,2-dichloro-1,1,2,2-tetrafluoroeth	ug/m3	170.9	34.90	U	34.90	U	34.90	U	34.90	U	3.49	U
78-87-5	1,2-DICHLOROPROPANE	ug/m3	113	23.10	U	23.10	U	23.10	U	23.10	U	2.31	U
78-93-3	2-BUTANONE	ug/m3	72.11	13.90	J	11.20	J	5.31	J	7.67	J	1.47	J
79-00-5	1,1,2-TRICHLOROETHANE	ug/m3	133.4	27.30	U	27.30	U	27.30	U	27.30	U	2.73	U
79-01-6	TRICHLOROETHENE	ug/m3	131.4	5.91	J	5.91	J	22.00	J	50.50	J	6.99	
79-34-5	1,1,2,2-TETRACHLOROETHANE	ug/m3	167.9	34.30	U	34.30	U	34.30	U	34.30	U	3.43	U
80-62-6	Methyl Methacrylate	ug/m3	100.117	20.50	U	20.50	U	20.50	U	20.50	U	2.05	U
87-68-3	HEXACHLOROBUTADIENE	ug/m3	260.8	53.30	U	53.30	U	53.30	U	53.30	U	5.33	U
95-47-6	O-XYLENE	ug/m3	106.2	9.56	J	8.69	J	9.99	J	10.90	J	1.74	J
95-49-8	2-Chlorotoluene	ug/m3	126.58	25.90	U	25.90	U	25.90	U	25.90	U	2.59	U
95-50-1	1,2-DICHLOROBENZENE	ug/m3	147	30.10	U	30.10	U	30.10	U	30.10	U	3.01	U
95-63-6	1,2,4-TRIMETHYLBENZENE	ug/m3	120.2	8.36	J	6.88	J	10.80	J	13.30	J	2.46	

Notes:
U - undefined ug/m3 - micrograms per cubic meter
SV - Soil Vapor J - estimated
DP - Direct Pusl ID - Identification
N - presumptive evidence of a compound

Table A-1
Soil Vapor Analytical Results
New Cassel Industrial Area
North Hempstead, NY

			Sample ID	130043K-DP02-SV25		130043K-DP02-SV45		130043K-DP03-AA		130043K-DP03-SV08		130043K-DP03-SV25	
			Sample Date	03/05/2006		03/05/2006		03/05/2006		03/05/2006		03/05/2006	
			Boring Location	K-DP02		K-DP02		K-DP03		K-DP03		K-DP03	
Case Number	Chemical Name	Result Unit	Molecular Weight										
100-41-4	Ethylbenzene	ug/m3	106.2	30.00		13.00	J	0.87	J	20.80	J	6.95	J
100-42-5	Styrene	ug/m3	104.1	21.30	U	42.60	U	2.13	U	21.30	U	42.60	U
10061-01-5	cis-1,3-Dichloropropene	ug/m3	111	22.70	U	45.40	U	2.27	U	22.70	U	45.40	U
10061-02-6	trans-1,3-Dichloropropene	ug/m3	111	22.70	U	45.40	U	2.27	U	22.70	U	45.40	U
106-46-7	1,4-Dichlorobenzene	ug/m3	147	30.10	U	60.10	U	3.01	U	30.10	U	60.10	U
106-93-4	1,2-Dibromoethane	ug/m3	187.9	38.40	U	76.90	U	3.84	U	38.40	U	76.90	U
106-99-0	1,3-Butadiene	ug/m3	54.09	11.10	U	22.10	U	1.11	U	11.10	U	22.10	U
107-05-1	Allyl Chloride	ug/m3	76.53	15.70	U	31.30	U	1.57	U	15.70	U	31.30	U
107-06-2	1,2-Dichloroethane	ug/m3	98.96	20.20	U	40.50	U	2.02	U	20.20	U	40.50	U
108-10-1	4-Methyl-2-Pentanone	ug/m3	100.2	20.50	U	41.00	U	2.05	U	20.50	U	41.00	U
108-67-8	1,3,5-Trimethylbenzene	ug/m3	120.2	24.60	U	49.20	U	2.46	U	7.87	J	49.20	U
108-88-3	Toluene	ug/m3	92.14	79.10	J	41.50		4.52		34.30	J	24.90	J
108-90-7	Chlorobenzene	ug/m3	112.6	23.00	U	46.10	U	2.30	U	23.00	U	46.10	U
109-99-9	Tetrahydrofuran	ug/m3	154	31.50	U	88.20		3.15	U	31.50	U	63.00	U
110-54-3	Hexane	ug/m3	86.17	17.60	U	35.20	U	1.76	U	17.60	U	35.20	U
110-82-7	CYCLOHEXANE	ug/m3	84.16	17.20	U	34.40	U	1.72	U	17.20	U	34.40	U
120-82-1	1,2,4-Trichlorobenzene	ug/m3	181.5	37.10	U	74.20	U	3.71	U	37.10	U	74.20	U
123-91-1	1,4-Dioxane	ug/m3	133	4.35	J	54.40	U	2.72	U	27.20	U	54.40	U
124-48-1	Dibromochloromethane	ug/m3	208.3	42.60	U	85.20	U	4.26	U	42.60	U	85.20	U
126777-61-2	m/p-Xylene	ug/m3	106.2	73.80		52.10		3.04		60.80		28.70	J
127-18-4	Tetrachloroethene	ug/m3	165.8	264.00		387.00		0.68	J	74.60		217.00	
142-82-5	n-Heptane	ug/m3	100.2	22.90		41.00	U	1.64	J	9.43	J	41.00	U
156-59-2	CIS-1,2-DICHLOROETHENE	ug/m3	96.94	6.34	J	15.10	J	1.98	U	19.80	U	15.10	J
156-60-5	TRANS-1,2-DICHLOROETHENE	ug/m3	96.94	19.80	U	39.60	U	1.98	U	19.80	U	39.60	U
1634-04-4	Methyl t-Butyl Ether	ug/m3	88.15	18.00	U	36.10	U	1.80	U	18.00	U	36.10	U
540-84-1	2,2,4-Trimethylpentane	ug/m3	114.2	23.40	U	46.70	U	0.47	J	23.40	U	46.70	U
541-73-1	1,3-DICHLOROBENZENE	ug/m3	147	30.10	U	60.10	U	3.01	U	30.10	U	60.10	U
56-23-5	CARBON TETRACHLORIDE	ug/m3	153.8	2.52	U	5.03	U	0.50		2.52	U	5.03	U
593-60-2	Bromoethene	ug/m3	106.9	21.90	UJ	43.70	U	2.19	U	21.90	U	43.70	U
622-96-8	4-ETHYLTOLUENE	ug/m3	120.2	24.60	U	49.20	U	2.46	U	5.41	J	49.20	U
67-64-1	ACETONE	ug/m3	58.08	736.00	DB	230.00	J	7.60	J	665.00	JD	164.00	J
67-66-3	CHLOROFORM	ug/m3	119.4	24.40	U	48.80	U	2.44	U	24.40	U	48.80	U
71-43-2	BENZENE	ug/m3	78.11	14.10	J	8.31	J	0.96	J	5.11	J	16.00	J
71-55-6	1,1,1-TRICHLOROETHANE	ug/m3	133.4	76.40		54.60		2.73	U	7.09	J	40.40	J
74-83-9	BROMOMETHANE	ug/m3	94.94	19.40	U	38.80	UJ	1.94	UJ	19.40	U	38.80	UJ
74-87-3	CHLOROMETHANE	ug/m3	50.49	10.30	U	20.70	U	1.03	J	3.51	J	20.70	U
75-00-3	CHLOROETHANE	ug/m3	64.52	13.20	UJ	26.40	UJ	1.32	UJ	13.20	UJ	26.40	UJ
75-01-4	VINYL CHLORIDE	ug/m3	62.5	12.80	UJ	25.60	UJ	1.28	UJ	12.80	UJ	25.60	UJ
75-09-2	METHYLENE CHLORIDE	ug/m3	84.94	17.40	U	34.70	U	1.04	J	4.86	J	34.70	U
75-15-0	CARBON DISULFIDE	ug/m3	76.14	15.60	U	31.10	U	1.56	U	15.60	U	31.10	U
75-25-2	BROMOFORM	ug/m3	252.8	51.70	U	103.00	U	5.17	U	51.70	U	103.00	U
75-27-4	BROMODICHLOROMETHANE	ug/m3	163.8	33.50	U	67.00	U	3.35	U	33.50	U	67.00	U
75-34-3	1,1-DICHLOROETHANE	ug/m3	98.96	20.20	U	21.90	J	2.02	U	20.20	U	40.50	U
75-35-4	1,1-DICHLOROETHENE	ug/m3	96.94	19.80	U	39.60	U	1.98	U	19.80	U	39.60	U
75-65-0	tert-Butyl Alcohol	ug/m3	74.12	15.20	U	30.30	U	1.52	U	6.97	J	30.30	U
75-69-4	TRICHLOROFLUOROMETHANE	ug/m3	137.4	23.00	J	36.00	J	1.12	J	8.99	J	21.40	J
75-71-8	DICHLORODIFLUOROMETHANE	ug/m3	120.9	7.42	J	7.91	J	2.47	J	24.70	U	49.40	U
76-13-1	1,1,2-Trichloro-1,2,2-trifluoroetha	ug/m3	187.4	38.30	U	76.60	U	0.77	J	38.30	U	76.60	U
76-14-2	1,2-dichloro-1,1,2,2-tetrafluoroeth	ug/m3	170.9	34.90	U	69.90	U	3.49	U	34.90	U	69.90	U
78-87-5	1,2-DICHLOROPROPANE	ug/m3	113	23.10	U	46.20	U	2.31	U	23.10	U	46.20	U
78-93-3	2-BUTANONE	ug/m3	72.11	23.90	J	245.00		1.18	J	14.70	J	324.00	
79-00-5	1,1,2-TRICHLOROETHANE	ug/m3	133.4	27.30	U	54.60	U	2.73	U	27.30	U	54.60	U
79-01-6	TRICHLOROETHENE	ug/m3	131.4	86.00	J	113.00		0.25	U	118.00	J	537.00	
79-34-5	1,1,2,2-TETRACHLOROETHANE	ug/m3	167.9	34.30	U	68.70	U	3.43	U	34.30	U	68.70	U
80-62-6	Methyl Methacrylate	ug/m3	100.117	20.50	U	40.90	U	2.05	U	20.50	U	40.90	U
87-68-3	HEXACHLOROBUTADIENE	ug/m3	260.8	53.30	U	107.00	U	5.33	U	53.30	U	107.00	U
95-47-6	O-XYLENE	ug/m3	106.2	21.70	U	12.20	J	0.87	J	13.90	J	6.95	J
95-49-8	2-Chlorotoluene	ug/m3	126.58	25.90	U	51.80	U	2.59	U	25.90	U	51.80	U
95-50-1	1,2-DICHLOROBENZENE	ug/m3	147	30.10	U	60.10	U	3.01	U	30.10	U	60.10	U
95-63-6	1,2,4-TRIMETHYLBENZENE	ug/m3	120.2	21.60	J	49.20	U	0.98	J	19.70	J	5.90	J

Notes:
U - undefined ug/m3 - micrograms per cubic meter
SV - Soil Vapor J - estimated
DP - Direct Pusl ID - Identification
N - presumptive evidence of a compound

Table A-1
Soil Vapor Analytical Results
New Cassel Industrial Area
North Hempstead, NY

			Sample ID	130043K-DP03-SV45		130043K-DP04-SV08		130043K-DP04-SV25		130043K-DP04-SV45		130043K-DP05-AA	
			Sample Date	03/05/2008		03/06/2008		03/06/2008		03/06/2008		03/06/2008	
			Boring Location	K-DP03		K-DP04		K-DP04		K-DP04		K-DP05	
Case Number	Chemical Name	Result Unit	Molecular Weight										
100-41-4	Ethylbenzene	ug/m3	106.2	8.69	J	21.70	U	4.34	J	10.40	J	2.17	U
100-42-5	Styrene	ug/m3	104.1	21.30	U	21.30	UJ	8.52	UJ	21.30	U	2.13	U
10061-01-5	cis-1,3-Dichloropropene	ug/m3	111	22.70	U	22.70	U	9.08	U	22.70	U	2.27	U
10061-02-6	trans-1,3-Dichloropropene	ug/m3	111	22.70	U	22.70	U	9.08	U	22.70	U	2.27	U
106-46-7	1,4-Dichlorobenzene	ug/m3	147	30.10	U	30.10	U	12.00	U	30.10	U	3.01	U
106-93-4	1,2-Dibromoethane	ug/m3	187.9	38.40	U	38.40	U	15.40	U	38.40	U	3.84	U
106-99-0	1,3-Butadiene	ug/m3	54.09	11.10	U	11.10	U	4.42	U	11.10	U	1.11	U
107-05-1	Allyl Chloride	ug/m3	76.53	15.70	U	15.70	U	6.26	U	15.70	U	1.57	U
107-06-2	1,2-Dichloroethane	ug/m3	98.96	20.20	U	20.20	U	8.09	U	20.20	U	2.02	U
108-10-1	4-Methyl-2-Pentanone	ug/m3	100.2	20.50	U	20.50	U	8.20	U	20.50	U	2.05	U
108-67-8	1,3,5-Trimethylbenzene	ug/m3	120.2	24.60	U	24.60	U	9.83	U	24.60	U	2.46	U
108-88-3	Toluene	ug/m3	92.14	33.50		18.50	J	41.50		29.00	J	2.26	
108-90-7	Chlorobenzene	ug/m3	112.6	23.00	U	23.00	U	9.21	U	23.00	U	2.30	U
109-99-9	Tetrahydrofuran	ug/m3	154	31.50	U	31.50	U	23.30		36.50		3.15	U
110-54-3	Hexane	ug/m3	86.17	17.60	U	17.60	U	7.05	U	17.60	U	1.76	U
110-82-7	CYCLOHEXANE	ug/m3	84.16	17.20	U	17.20	U	6.88	U	17.20	U	1.72	U
120-82-1	1,2,4-Trichlorobenzene	ug/m3	181.5	37.10	U	17.10	J	14.80	U	37.10	U	3.71	U
123-91-1	1,4-Dioxane	ug/m3	133	27.20	U	27.20	U	10.90	U	27.20	U	2.72	U
124-48-1	Dibromochloromethane	ug/m3	208.3	42.60	U	42.60	U	17.00	U	42.60	U	4.26	U
126777-61-2	m/p-Xylene	ug/m3	106.2	34.70		8.25	J	12.20		43.40	J	0.87	J
127-18-4	Tetrachloroethene	ug/m3	165.8	359.00		102.00		244.00		373.00	J	3.39	U
142-82-5	n-Heptane	ug/m3	100.2	9.84	J	4.51	J	16.80		11.50	J	2.46	
156-59-2	CIS-1,2-DICHLOROETHENE	ug/m3	96.94	18.20	J	19.80	U	7.93	U	39.30		1.98	U
156-60-5	TRANS-1,2-DICHLOROETHENE	ug/m3	96.94	19.80	U	19.80	U	7.93	U	19.80	U	1.98	U
1634-04-4	Methyl t-Butyl Ether	ug/m3	88.15	18.00	U	18.00	U	7.21	U	4.33	J	1.80	U
540-84-1	2,2,4-Trimethylpentane	ug/m3	114.2	4.20	J	23.40	U	9.34	U	23.40	U	2.34	U
541-73-1	1,3-DICHLOROBENZENE	ug/m3	147	30.10	U	30.10	U	12.00	U	30.10	U	3.01	U
56-23-5	CARBON TETRACHLORIDE	ug/m3	153.8	2.52	U	2.52	U	1.01	U	2.52	U	0.57	
593-60-2	Bromoethene	ug/m3	106.9	21.90	U	21.90	U	8.74	U	21.90	U	2.19	U
622-96-8	4-ETHYLTOLUENE	ug/m3	120.2	24.60	U	24.60	UJ	9.83	UJ	24.80	U	2.46	U
67-64-1	ACETONE	ug/m3	58.08	261.00	J	40.40	U	90.30	B	157.00		11.40	
67-66-3	CHLOROFORM	ug/m3	119.4	6.35	J	24.40	U	9.77	U	12.20	J	2.44	U
71-43-2	BENZENE	ug/m3	78.11	5.43	J	5.11	J	5.75	J	6.39	J	0.96	J
71-55-6	1,1,1-TRICHLOROETHANE	ug/m3	133.4	52.40		18.60	J	39.30		104.00		2.73	U
74-83-9	BROMOMETHANE	ug/m3	94.94	19.40	UJ	19.40	U	7.77	U	19.40	U	1.94	U
74-87-3	CHLOROMETHANE	ug/m3	50.49	10.30	U	10.30	U	4.13	U	10.30	UJ	1.65	
75-00-3	CHLOROETHANE	ug/m3	64.52	13.20	UJ	13.20	U	5.28	U	13.20	U	3.17	
75-01-4	VINYL CHLORIDE	ug/m3	62.5	12.80	UJ	12.80	U	5.11	U	12.80	U	0.77	J
75-09-2	METHYLENE CHLORIDE	ug/m3	84.94	17.40	U	3.82	J	5.56	J	17.40	U	1.39	J
75-15-0	CARBON DISULFIDE	ug/m3	76.14	2.49	J	15.60	U	6.23	U	15.60	U	1.56	U
75-25-2	BROMOFORM	ug/m3	252.8	51.70	U	51.70	U	20.70	U	51.70	U	5.17	U
75-27-4	BROMODICHLOROMETHANE	ug/m3	163.8	33.50	U	33.50	U	13.40	U	33.50	U	3.35	U
75-34-3	1,1-DICHLOROETHANE	ug/m3	98.96	20.20	U	20.20	U	8.09	J	56.70		0.40	J
75-35-4	1,1-DICHLOROETHENE	ug/m3	96.94	19.80	U	19.80	U	7.93	U	19.80	U	1.98	U
75-65-0	tert-Butyl Alcohol	ug/m3	74.12	15.20	U	15.20	U	2.43	J	15.20	U	1.52	U
75-69-4	TRICHLOROFLUOROMETHANE	ug/m3	137.4	28.70		11.20	J	19.10		42.70		1.69	J
75-71-8	DICHLORODIFLUOROMETHANE	ug/m3	120.9	6.43	J	5.93	J	5.44	J	9.40	J	2.97	
76-13-1	1,1,2-Trichloro-1,2,2-trifluoroetha	ug/m3	187.4	8.43	J	38.30	U	3.07	J	22.20	J	0.77	J
76-14-2	1,2-dichloro-1,1,2,2-tetrafluoroeth	ug/m3	170.9	34.90	U	34.90	U	14.00	U	34.90	U	3.49	U
78-87-5	1,2-DICHLOROPROPANE	ug/m3	113	23.10	U	23.10	U	9.24	U	23.10	U	2.31	U
78-93-3	2-BUTANONE	ug/m3	72.11	383.00		41.30	U	109.00	B	501.00	JD	1.18	J
79-00-5	1,1,2-TRICHLOROETHANE	ug/m3	133.4	27.30	U	27.30	U	10.90	U	27.30	U	2.73	U
79-01-6	TRICHLOROETHENE	ug/m3	131.4	167.00		31.20		80.60		231.00	J	0.25	U
79-34-5	1,1,2,2-TETRACHLOROETHANE	ug/m3	167.9	34.30	U	34.30	U	13.70	U	34.30	U	3.43	U
80-62-6	Methyl Methacrylate	ug/m3	100.117	20.50	U	20.50	U	8.19	U	20.50	U	2.05	U
87-68-3	HEXACHLOROBUTADIENE	ug/m3	260.8	53.30	U	36.30	J	10.70	J	53.30	U	5.33	U
95-47-6	O-XYLENE	ug/m3	106.2	21.70	U	21.70	U	3.47	J	9.99	J	2.17	U
95-49-8	2-Chlorotoluene	ug/m3	126.58	25.90	U	25.90	U	10.40	U	25.90	U	2.59	U
95-50-1	1,2-DICHLOROBENZENE	ug/m3	147	30.10	U	30.10	U	12.00	U	30.10	U	3.01	U
95-63-6	1,2,4-TRIMETHYLBENZENE	ug/m3	120.2	4.42	J	24.60	U	9.83	U	4.92	J	2.46	U

Notes:
U - undefined ug/m3 - micrograms per cubic meter
SV - Soil Vapor J - estimated
DP - Direct Pusl ID - Identification
N - presumptive evidence of a compound

Table A-1
Soil Vapor Analytical Results
New Cassel Industrial Area
North Hempstead, NY

			Sample ID	130043K-DP05-SV08		130043K-DP05-SV25		130043K-DP05-SV45		130043N-DP01-SV08		130043N-DP01-SV25	
			Sample Date	03/06/2008		03/06/2008		03/06/2008		03/25/2008		03/25/2008	
			Boring Location	K-DP05		K-DP05		K-DP05		N-DP01		N-DP01	
Case Number	Chemical Name	Result Unit	Molecular Weight										
100-41-4	Ethylbenzene	ug/m3	106.2	5.21	J	5.65	J	7.82	J	43.40		4.34	J
100-42-5	Styrene	ug/m3	104.1	21.30	U	21.30	U	21.30	U	21.30	U	21.30	U
10061-01-5	cis-1,3-Dichloropropene	ug/m3	111	22.70	U	22.70	U	22.70	U	22.70	U	22.70	U
10061-02-6	trans-1,3-Dichloropropene	ug/m3	111	22.70	U	22.70	U	22.70	U	22.70	U	22.70	U
106-46-7	1,4-Dichlorobenzene	ug/m3	147	30.10	U	30.10	U	30.10	U	30.10	U	30.10	U
106-93-4	1,2-Dibromoethane	ug/m3	187.9	38.40	U	38.40	U	38.40	U	38.40	U	38.40	U
106-99-0	1,3-Butadiene	ug/m3	54.09	11.10	U	11.10	U	11.10	U	11.10	U	11.10	U
107-05-1	Allyl Chloride	ug/m3	76.53	15.70	U	15.70	U	15.70	U	15.70	U	15.70	U
107-06-2	1,2-Dichloroethane	ug/m3	98.96	20.20	U	20.20	U	20.20	U	20.20	U	20.20	U
108-10-1	4-Methyl-2-Pentanone	ug/m3	100.2	20.50	U	20.50	U	20.50	U	20.50	U	20.50	U
108-67-8	1,3,5-Trimethylbenzene	ug/m3	120.2	24.60	U	24.60	U	24.60	U	24.60	U	24.60	U
108-88-3	Toluene	ug/m3	92.14	23.70	J	30.10		37.30		7.16	J	10.60	J
108-90-7	Chlorobenzene	ug/m3	112.6	23.00	U	23.00	U	23.00	U	23.00	U	23.00	U
109-99-9	Tetrahydrofuran	ug/m3	154	10.10	J	35.30		75.60		13.20	J	16.40	J
110-54-3	Hexane	ug/m3	86.17	17.60	U	17.60	U	17.60	U	17.60	U	17.60	U
110-82-7	CYCLOHEXANE	ug/m3	84.16	6.54	J	17.20	U	17.20	U	17.20	U	17.20	U
120-82-1	1,2,4-Trichlorobenzene	ug/m3	181.5	37.10	U	37.10	U	37.10	U	37.10	U	37.10	U
123-91-1	1,4-Dioxane	ug/m3	133	27.20	U	27.20	U	27.20	U	27.20	U	27.20	U
124-48-1	Dibromochloromethane	ug/m3	208.3	42.60	U	42.60	U	42.60	U	42.60	U	42.60	U
126777-61-2	m/p-Xylene	ug/m3	106.2	18.70	J	19.50	J	29.10		156.00		13.00	J
127-18-4	Tetrachloroethene	ug/m3	165.8	74.60	J	644.00		746.00		2.71	U	2.71	U
142-82-5	n-Heptane	ug/m3	100.2	20.10	J	11.10	J	18.00	J	20.50	U	6.15	J
156-59-2	CIS-1,2-DICHLOROETHENE	ug/m3	96.94	19.80	U	9.91	J	25.80		19.80	U	19.80	U
156-60-5	TRANS-1,2-DICHLOROETHENE	ug/m3	96.94	19.80	U	19.80	U	19.80	U	19.80	U	19.80	U
1634-04-4	Methyl t-Butyl Ether	ug/m3	88.15	18.00	U	18.00	U	18.00	U	18.00	U	18.00	U
540-84-1	2,2,4-Trimethylpentane	ug/m3	114.2	12.10	J	23.40	U	23.40	U	23.40	U	23.40	U
541-73-1	1,3-DICHLOROBENZENE	ug/m3	147	30.10	U	30.10	U	30.10	U	30.10	U	30.10	U
56-23-5	CARBON TETRACHLORIDE	ug/m3	153.8	2.52	U	2.52	U	2.52	U	2.52	U	2.52	U
593-60-2	Bromoethene	ug/m3	106.9	21.90	U	21.90	U	21.90	U	21.90	U	21.90	U
622-96-8	4-ETHYLTOLUENE	ug/m3	120.2	24.60	U	24.60	U	24.60	U	24.60	U	24.60	U
67-64-1	ACETONE	ug/m3	58.08	135.00	U	68.90	U	689.00	DBJ	178.00	B	121.00	B
67-66-3	CHLOROFORM	ug/m3	119.4	24.40	U	24.40	U	24.40	U	24.40	U	24.40	U
71-43-2	BENZENE	ug/m3	78.11	7.35	J	5.11	J	8.63	J	16.00	U	5.75	J
71-55-6	1,1,1-TRICHLOROETHANE	ug/m3	133.4	27.30	U	39.80		147.00		8.73	J	7.64	J
74-83-9	BROMOMETHANE	ug/m3	94.94	19.40	U	19.40	U	19.40	U	19.40	U	19.40	U
74-87-3	CHLOROMETHANE	ug/m3	50.49	10.30	U	10.30	U	10.30	U	10.30	U	10.30	U
75-00-3	CHLOROETHANE	ug/m3	64.52	13.20	U	13.20	U	13.20	U	13.20	U	13.20	U
75-01-4	VINYL CHLORIDE	ug/m3	62.5	12.80	U	12.80	U	12.80	U	12.80	U	12.80	U
75-09-2	METHYLENE CHLORIDE	ug/m3	84.94	18.10	J	17.40	U	6.95	J	8.34	J	7.30	J
75-15-0	CARBON DISULFIDE	ug/m3	76.14	15.60	U	15.60	U	15.60	U	15.60	U	15.60	U
75-25-2	BROMOFORM	ug/m3	252.8	51.70	U	51.70	U	51.70	U	51.70	U	51.70	U
75-27-4	BROMODICHLOROMETHANE	ug/m3	163.8	33.50	U	33.50	U	33.50	U	33.50	U	33.50	U
75-34-3	1,1-DICHLOROETHANE	ug/m3	98.96	20.20	U	37.20		312.00		20.20	U	20.20	U
75-35-4	1,1-DICHLOROETHENE	ug/m3	96.94	19.80	U	19.80	U	19.80	U	19.80	U	19.80	U
75-65-0	tert-Butyl Alcohol	ug/m3	74.12	15.20	U	15.20	U	15.20	U	5.76	J	7.88	J
75-69-4	TRICHLOROFLUOROMETHANE	ug/m3	137.4	6.74	J	13.50	J	27.00	J	28.10	U	10.70	J
75-71-8	DICHLORODIFLUOROMETHANE	ug/m3	120.9	24.70	U	24.70	U	7.42	J	24.70	U	24.70	U
76-13-1	1,1,2-Trichloro-1,2,2-trifluoroetha	ug/m3	187.4	38.30	U	38.30	U	35.30	J	38.30	U	38.30	U
76-14-2	1,2-dichloro-1,1,2,2-tetrafluoroeth	ug/m3	170.9	34.90	U	34.90	U	34.90	U	34.90	U	34.90	U
78-87-5	1,2-DICHLOROPROPANE	ug/m3	113	23.10	U	23.10	U	23.10	U	23.10	U	23.10	U
78-93-3	2-BUTANONE	ug/m3	72.11	97.30	J	147.00		324.00		174.00		218.00	J
79-00-5	1,1,2-TRICHLOROETHANE	ug/m3	133.4	27.30	U	27.30	U	27.30	U	27.30	U	27.30	U
79-01-6	TRICHLOROETHENE	ug/m3	131.4	40.80	J	403.00		258.00		2.47	U	2.47	U
79-34-5	1,1,2,2-TETRACHLOROETHANE	ug/m3	167.9	34.30	U	34.30	U	34.30	U	34.30	U	34.30	U
80-62-6	Methyl Methacrylate	ug/m3	100.117	20.50	U	20.50	U	20.50	U	20.50	U	20.50	U
87-68-3	HEXACHLOROBUTADIENE	ug/m3	260.8	30.90	J	33.10	J	36.30	J	53.30	U	53.30	U
95-47-6	O-XYLENE	ug/m3	106.2	5.21	J	4.78	J	6.52	J	47.80		21.70	U
95-49-8	2-Chlorotoluene	ug/m3	126.58	25.90	U	25.90	U	25.90	U	25.90	U	25.90	U
95-50-1	1,2-DICHLOROBENZENE	ug/m3	147	30.10	U	30.10	U	30.10	U	30.10	U	30.10	U
95-63-6	1,2,4-TRIMETHYLBENZENE	ug/m3	120.2	24.60	U	24.60	U	24.60	U	24.60	U	24.60	U

Notes:
U - undefined ug/m3 - micrograms per cubic meter
SV - Soil Vapor J - estimated
DP - Direct Pusl ID - Identification
N - presumptive evidence of a compound

Table A-1
Soil Vapor Analytical Results
New Cassel Industrial Area
North Hempstead, NY

			Sample ID	130043N-DP01-SV45		130043N-DP02-AA		130043N-DP02-SV08		130043N-DP02-SV25		130043N-DP02-SV45	
			Sample Date	03/25/2008		03/25/2008		03/25/2008		03/25/2008		03/25/2008	
			Boring Location	N-DP01		N-DP02		N-DP02		N-DP02		N-DP02	
Case Number	Chemical Name	Result Unit	Molecular Weight										
100-41-4	Ethylbenzene	ug/m3	106.2	6.08	J	2.17	U	2.17	U	6.08	J	6.95	J
100-42-5	Styrene	ug/m3	104.1	21.30	U	2.13	U	2.13	U	21.30	UJ	21.30	U
10061-01-5	cis-1,3-Dichloropropene	ug/m3	111	22.70	U	2.27	U	2.27	U	22.70	UJ	22.70	U
10061-02-6	trans-1,3-Dichloropropene	ug/m3	111	22.70	U	2.27	U	2.27	U	22.70	UJ	22.70	U
106-46-7	1,4-Dichlorobenzene	ug/m3	147	30.10	U	3.01	U	3.01	U	30.10	UJ	30.10	U
106-93-4	1,2-Dibromoethane	ug/m3	187.9	38.40	U	3.84	U	3.84	U	38.40	UJ	38.40	U
106-99-0	1,3-Butadiene	ug/m3	54.09	11.10	U	1.11	U	1.11	U	11.10	U	11.10	U
107-05-1	Allyl Chloride	ug/m3	76.53	15.70	U	1.57	U	1.57	U	15.70	U	15.70	U
107-06-2	1,2-Dichloroethane	ug/m3	98.96	20.20	U	2.02	U	2.02	U	20.20	UJ	20.20	U
108-10-1	4-Methyl-2-Pentanone	ug/m3	100.2	5.33	J	2.05	U	2.05	U	20.50	UJ	20.50	U
108-67-8	1,3,5-Trimethylbenzene	ug/m3	120.2	24.60	U	2.46	U	2.46	U	24.60	UJ	24.60	U
108-88-3	Toluene	ug/m3	92.14	21.10		1.88	U	2.64		13.20	J	22.20	
108-90-7	Chlorobenzene	ug/m3	112.6	23.00	U	2.30	U	2.30	U	23.00	UJ	23.00	U
109-99-9	Tetrahydrofuran	ug/m3	154	23.90	J	3.15	U	3.15	U	29.00	J	40.30	
110-54-3	Hexane	ug/m3	86.17	17.60	U	1.76	U	1.76	U	17.60	U	17.60	U
110-82-7	CYCLOHEXANE	ug/m3	84.16	17.20	U	1.72	U	1.72	U	17.20	U	17.20	U
120-82-1	1,2,4-Trichlorobenzene	ug/m3	181.5	37.10	U	3.71	U	3.71	U	37.10	UJ	37.10	U
123-91-1	1,4-Dioxane	ug/m3	133	27.20	U	2.72	U	2.72	U	27.20	UJ	27.20	U
124-48-1	Dibromochloromethane	ug/m3	208.3	42.60	U	4.26	U	4.26	U	42.60	UJ	42.60	U
126777-61-2	m/p-Xylene	ug/m3	106.2	15.20	J	2.17	U	0.87	J	18.20	J	17.40	J
127-18-4	Tetrachloroethene	ug/m3	165.8	2.71	U	0.00	U	0.00	U	22.40	J	156.00	
142-82-5	n-Heptane	ug/m3	100.2	20.90		2.05	U	2.05	U	6.15	J	13.90	J
156-59-2	CIS-1,2-DICHLOROETHENE	ug/m3	96.94	19.80	U	1.98	U	1.98	U	19.80	U	19.80	U
156-60-5	TRANS-1,2-DICHLOROETHENE	ug/m3	96.94	19.80	U	1.98	U	1.98	U	19.80	U	19.80	U
1634-04-4	Methyl t-Butyl Ether	ug/m3	88.15	18.00	U	1.80	U	1.80	U	18.00	U	18.00	U
540-84-1	2,2,4-Trimethylpentane	ug/m3	114.2	23.40	U	2.34	U	2.34	U	23.40	UJ	23.40	U
541-73-1	1,3-DICHLOROBENZENE	ug/m3	147	30.10	U	3.01	U	3.01	U	30.10	UJ	30.10	U
56-23-5	CARBON TETRACHLORIDE	ug/m3	153.8	2.52	U	0.25	U	0.44		2.52	UJ	2.52	U
593-60-2	Bromoethene	ug/m3	106.9	21.90	U	2.19	U	2.19	U	21.90	U	21.90	U
622-96-8	4-ETHYLTOLUENE	ug/m3	120.2	24.60	U	2.46	U	2.46	U	24.60	UJ	24.60	U
67-64-1	ACETONE	ug/m3	58.08	285.00	B	1.43	U	5.46	U	235.00	B	285.00	B
67-66-3	CHLOROFORM	ug/m3	119.4	24.40	U	2.44	U	2.44	U	24.40	U	24.40	U
71-43-2	BENZENE	ug/m3	78.11	19.20		1.60	U	0.64	J	4.15	J	13.40	J
71-55-6	1,1,1-TRICHLOROETHANE	ug/m3	133.4	27.30	U	2.73	U	2.73	U	196.00		3820.00	D
74-83-9	BROMOMETHANE	ug/m3	94.94	19.40	U	1.94	U	1.94	U	19.40	U	19.40	U
74-87-3	CHLOROMETHANE	ug/m3	50.49	10.30	U	1.03	U	3.30		10.30	U	10.30	U
75-00-3	CHLOROETHANE	ug/m3	64.52	13.20	U	1.32	U	1.32	U	13.20	U	13.20	U
75-01-4	VINYL CHLORIDE	ug/m3	62.5	12.80	U	1.28	U	1.28	U	12.80	U	12.80	U
75-09-2	METHYLENE CHLORIDE	ug/m3	84.94	7.99	J	1.74	U	2.78		5.91	J	11.10	J
75-15-0	CARBON DISULFIDE	ug/m3	76.14	15.60	U	1.56	U	1.56	U	15.60	U	15.60	U
75-25-2	BROMOFORM	ug/m3	252.8	51.70	U	5.17	UJ	5.17	UJ	51.70	UJ	51.70	UJ
75-27-4	BROMODICHLOROMETHANE	ug/m3	163.8	33.50	U	3.35	U	3.35	U	33.50	UJ	33.50	U
75-34-3	1,1-DICHLOROETHANE	ug/m3	98.96	20.20	U	2.02	U	2.02	U	20.20	U	21.90	
75-35-4	1,1-DICHLOROETHENE	ug/m3	96.94	19.80	U	1.98	U	1.98	U	19.80	U	25.40	
75-65-0	tert-Butyl Alcohol	ug/m3	74.12	15.20	U	1.52	U	1.52	U	7.28	J	15.20	U
75-69-4	TRICHLOROFLUOROMETHANE	ug/m3	137.4	48.90		2.81	U	2.81	U	28.10	U	28.10	U
75-71-8	DICHLORODIFLUOROMETHANE	ug/m3	120.9	24.70	U	2.47	U	2.47	J	24.70	U	24.70	U
76-13-1	1,1,2-Trichloro-1,2,2-trifluoroetha	ug/m3	187.4	38.30	U	3.83	U	0.77	J	38.30	U	18.40	J
76-14-2	1,2-dichloro-1,1,2,2-tetrafluoroeth	ug/m3	170.9	34.90	U	3.49	U	3.49	U	34.90	U	34.90	U
78-87-5	1,2-DICHLOROPROPANE	ug/m3	113	23.10	U	2.31	U	2.31	U	23.10	UJ	23.10	U
78-93-3	2-BUTANONE	ug/m3	72.11	413.00	J	1.47	U	1.18	J	283.00	D	354.00	
79-00-5	1,1,2-TRICHLOROETHANE	ug/m3	133.4	27.30	U	2.73	U	2.73	U	27.30	UJ	27.30	U
79-01-6	TRICHLOROETHENE	ug/m3	131.4	2.47	U	0.25	U	0.25	U	17.70	J	118.00	
79-34-5	1,1,2,2-TETRACHLOROETHANE	ug/m3	167.9	34.30	U	3.43	U	3.43	U	34.30	UJ	34.30	U
80-62-6	Methyl Methacrylate	ug/m3	100.117	20.50	U	2.05	U	2.05	U	20.50	UJ	20.50	U
87-68-3	HEXACHLOROBUTADIENE	ug/m3	260.8	53.30	U	5.33	U	5.33	U	53.30	UJ	53.30	U
95-47-6	O-XYLENE	ug/m3	106.2	4.34	J	2.17	U	2.17	U	4.34	J	4.78	J
95-49-8	2-Chlorotoluene	ug/m3	126.58	25.90	U	2.59	U	2.59	U	25.90	UJ	25.90	U
95-50-1	1,2-DICHLOROBENZENE	ug/m3	147	30.10	U	3.01	U	3.01	U	30.10	UJ	30.10	U
95-63-6	1,2,4-TRIMETHYLBENZENE	ug/m3	120.2	24.60	U	2.46	U	2.46	U	24.60	UJ	24.60	U

Notes:
U - undefined ug/m3 - micrograms per cubic meter
SV - Soil Vapor J - estimated
DP - Direct Pusl ID - Identification
N - presumptive evidence of a compound

Table A-1
Soil Vapor Analytical Results
New Cassel Industrial Area
North Hempstead, NY

			Sample ID	130043N-DP03-SV08		130043N-DP03-SV25		130043N-DP03-SV45		130043N-DP04-SD45		130043N-DP04-SV08	
			Sample Date	03/25/2008		03/25/2008		03/25/2008		03/25/2008		03/25/2008	
			Boring Location	N-DP03		N-DP03		N-DP03		N-DP04		N-DP04	
Case Number	Chemical Name	Result Unit	Molecular Weight										
100-41-4	Ethylbenzene	ug/m3	106.2	11.30	J	13.90	J	6.95	J	12.20	J	7.38	J
100-42-5	Styrene	ug/m3	104.1	21.30	U	21.30	U	21.30	U	21.30	U	21.30	U
10061-01-5	cis-1,3-Dichloropropene	ug/m3	111	22.70	U	22.70	U	22.70	U	22.70	U	22.70	U
10061-02-6	trans-1,3-Dichloropropene	ug/m3	111	22.70	U	22.70	U	22.70	U	22.70	U	22.70	U
106-46-7	1,4-Dichlorobenzene	ug/m3	147	30.10	U	30.10	U	30.10	U	30.10	U	30.10	U
106-93-4	1,2-Dibromoethane	ug/m3	187.9	38.40	U	38.40	U	38.40	U	38.40	U	38.40	U
106-99-0	1,3-Butadiene	ug/m3	54.09	11.10	U	11.10	U	11.10	U	11.10	U	11.10	U
107-05-1	Allyl Chloride	ug/m3	76.53	15.70	U	15.70	U	15.70	U	15.70	U	15.70	U
107-06-2	1,2-Dichloroethane	ug/m3	98.96	20.20	U	20.20	U	20.20	U	20.20	U	20.20	U
108-10-1	4-Methyl-2-Pentanone	ug/m3	100.2	20.50	U	20.50	U	20.50	U	20.50	U	20.50	U
108-67-8	1,3,5-Trimethylbenzene	ug/m3	120.2	6.39	J	24.60	U	24.60	U	24.60	U	24.60	U
108-88-3	Toluene	ug/m3	92.14	52.80		67.80		41.50		52.80		36.90	
108-90-7	Chlorobenzene	ug/m3	112.6	23.00	U	23.00	U	23.00	U	23.00	U	23.00	U
109-99-9	Tetrahydrofuran	ug/m3	154	23.90	J	36.50		58.60		31.50	J	7.56	J
110-54-3	Hexane	ug/m3	86.17	17.60	U	17.60	U	17.60	U	17.60	U	17.60	U
110-82-7	CYCLOHEXANE	ug/m3	84.16	17.20	U	17.20	U	17.20	U	17.20	U	17.20	U
120-82-1	1,2,4-Trichlorobenzene	ug/m3	181.5	37.10	U	37.10	U	37.10	U	37.10	U	37.10	U
123-91-1	1,4-Dioxane	ug/m3	133	27.20	U	27.20	U	27.20	U	27.20	U	27.20	U
124-48-1	Dibromochloromethane	ug/m3	208.3	42.60	U	42.60	U	42.60	U	42.60	U	42.60	U
126777-61-2	m/p-Xylene	ug/m3	106.2	36.90		47.80		23.00		42.60		21.70	J
127-18-4	Tetrachloroethene	ug/m3	165.8	190.00		136.00		149.00		746.00		475.00	
142-82-5	n-Heptane	ug/m3	100.2	14.80	J	13.90	J	13.90	J	14.80	J	9.02	J
156-59-2	CIS-1,2-DICHLOROETHENE	ug/m3	96.94	19.80	U	19.80	U	19.80	U	19.80	U	19.80	U
156-60-5	TRANS-1,2-DICHLOROETHENE	ug/m3	96.94	19.80	U	19.80	U	19.80	U	19.80	U	19.80	U
1634-04-4	Methyl t-Butyl Ether	ug/m3	88.15	18.00	U	18.00	U	18.00	U	18.00	U	18.00	U
540-84-1	2,2,4-Trimethylpentane	ug/m3	114.2	23.40	U	2.34	J	23.40	U	23.40	U	23.40	U
541-73-1	1,3-DICHLOROBENZENE	ug/m3	147	30.10	U	30.10	U	30.10	U	30.10	U	30.10	U
56-23-5	CARBON TETRACHLORIDE	ug/m3	153.8	2.52	U	2.52	U	2.52	U	2.52	U	2.52	U
593-60-2	Bromoethene	ug/m3	106.9	21.90	U	21.90	U	21.90	U	21.90	U	21.90	U
622-96-8	4-ETHYLTOLUENE	ug/m3	120.2	24.60	U	24.60	U	24.60	U	24.60	U	24.60	U
67-64-1	ACETONE	ug/m3	58.08	176.00	B	138.00	B	154.00	B	200.00	B	143.00	B
67-66-3	CHLOROFORM	ug/m3	119.4	24.40	U	24.40	U	24.40	U	24.40	U	24.40	U
71-43-2	BENZENE	ug/m3	78.11	10.90	J	9.58	J	7.99	J	8.63	J	8.31	J
71-55-6	1,1,1-TRICHLOROETHANE	ug/m3	133.4	2840.00	D	655.00		2350.00	D	175.00		60.00	
74-83-9	BROMOMETHANE	ug/m3	94.94	19.40	U	19.40	U	19.40	U	19.40	U	19.40	U
74-87-3	CHLOROMETHANE	ug/m3	50.49	10.30	U	10.30	U	10.30	U	10.30	U	10.30	U
75-00-3	CHLOROETHANE	ug/m3	64.52	13.20	U	13.20	U	13.20	U	13.20	U	13.20	U
75-01-4	VINYL CHLORIDE	ug/m3	62.5	12.80	U	12.80	U	12.80	U	12.80	U	12.80	U
75-09-2	METHYLENE CHLORIDE	ug/m3	84.94	10.80	J	12.50	J	13.90	J	11.80	J	24.70	
75-15-0	CARBON DISULFIDE	ug/m3	76.14	15.60	U	15.60	U	15.60	U	15.60	U	15.60	U
75-25-2	BROMOFORM	ug/m3	252.8	51.70	U	51.70	U	51.70	U	51.70	U	51.70	U
75-27-4	BROMODICHLOROMETHANE	ug/m3	163.8	33.50	U	33.50	U	33.50	U	33.50	U	33.50	U
75-34-3	1,1-DICHLOROETHANE	ug/m3	98.96	8.90	J	34.80		13.80	J	20.20	U	20.20	U
75-35-4	1,1-DICHLOROETHENE	ug/m3	96.94	4.36	J	7.53	J	19.00	J	19.80	U	19.80	U
75-65-0	tert-Butyl Alcohol	ug/m3	74.12	15.20	U	15.20	U	15.20	U	15.20	U	15.20	U
75-69-4	TRICHLOROFLUOROMETHANE	ug/m3	137.4	28.10	U	28.10	U	28.10	U	28.10	U	28.10	U
75-71-8	DICHLORODIFLUOROMETHANE	ug/m3	120.9	24.70	U	24.70	U	24.70	U	24.70	U	24.70	U
76-13-1	1,1,2-Trichloro-1,2,2-trifluoroetha	ug/m3	187.4	38.30	U	38.30	U	11.50	J	38.30	U	38.30	U
76-14-2	1,2-dichloro-1,1,2,2-tetrafluoroeth	ug/m3	170.9	34.90	U	34.90	U	34.90	U	34.90	U	34.90	U
78-87-5	1,2-DICHLOROPROPANE	ug/m3	113	23.10	U	23.10	U	23.10	U	23.10	U	23.10	U
78-93-3	2-BUTANONE	ug/m3	72.11	442.00	D	383.00	D	531.00	D	354.00	D	413.00	D
79-00-5	1,1,2-TRICHLOROETHANE	ug/m3	133.4	27.30	U	27.30	U	27.30	U	27.30	U	27.30	U
79-01-6	TRICHLOROETHENE	ug/m3	131.4	45.70		27.90		51.60		10.20		17.70	
79-34-5	1,1,2,2-TETRACHLOROETHANE	ug/m3	167.9	34.30	U	34.30	U	34.30	U	34.30	U	34.30	U
80-62-6	Methyl Methacrylate	ug/m3	100.117	20.50	U	20.50	U	20.50	U	20.50	U	20.50	U
87-68-3	HEXACHLOROBUTADIENE	ug/m3	260.8	53.30	U	53.30	U	53.30	U	53.30	U	53.30	U
95-47-6	O-XYLENE	ug/m3	106.2	11.70	J	11.30	J	5.21	J	10.40	J	5.21	J
95-49-8	2-Chlorotoluene	ug/m3	126.58	25.90	U	25.90	U	25.90	U	25.90	U	25.90	U
95-50-1	1,2-DICHLOROBENZENE	ug/m3	147	30.10	U	30.10	U	30.10	U	30.10	U	30.10	U
95-63-6	1,2,4-TRIMETHYLBENZENE	ug/m3	120.2	24.60	U	24.60	U	24.60	U	24.60	U	24.60	U

Notes:
U - undefined ug/m3 - micrograms per cubic meter
SV - Soil Vapor J - estimated
DP - Direct Pusl ID - Identification
N - presumptive evidence of a compound

Table A-1
Soil Vapor Analytical Results
New Cassel Industrial Area
North Hempstead, NY

			Sample ID	130043N-DP04-SV25		130043N-DP04-SV45		130043N-DP05-AA		130043N-DP05-SV08		130043N-DP05-SV25	
			Sample Date	03/25/2008		03/25/2008		03/24/2008		03/24/2008		03/24/2008	
			Boring Location	N-DP04		N-DP04		N-DP05		N-DP05		N-DP05	
Case Number	Chemical Name	Result Unit	Molecular Weight										
100-41-4	Ethylbenzene	ug/m3	106.2	21.70	U	12.20	J	0.08	U	10.40		11.70	
100-42-5	Styrene	ug/m3	104.1	21.30	U	21.30	U	0.26	U	2.64	U	2.64	U
10061-01-5	cis-1,3-Dichloropropene	ug/m3	111	22.70	U	22.70	U	0.23	U	2.27	U	2.27	U
10061-02-6	trans-1,3-Dichloropropene	ug/m3	111	22.70	U	22.70	U	0.26	U	2.59	U	2.59	U
106-46-7	1,4-Dichlorobenzene	ug/m3	147	30.10	U	30.10	U	0.15	U	1.50	UJ	1.50	U
106-93-4	1,2-Dibromoethane	ug/m3	187.9	38.40	U	38.40	U	1.00	U	9.99	U	9.99	U
106-99-0	1,3-Butadiene	ug/m3	54.09	11.10	U	11.10	U	0.08	U	0.80	U	0.80	U
107-05-1	Allyl Chloride	ug/m3	76.53	15.70	U	15.70	U	0.19	U	1.91	U	1.91	U
107-06-2	1,2-Dichloroethane	ug/m3	98.96	20.20	U	20.20	U	0.20	U	2.02	U	2.02	U
108-10-1	4-Methyl-2-Pentanone	ug/m3	100.2	20.50	U	20.50	U	0.82	J	4.51		2.05	UJ
108-67-8	1,3,5-Trimethylbenzene	ug/m3	120.2	24.60	U	24.60	U	0.17	U	1.72	UJ	1.72	U
108-88-3	Toluene	ug/m3	92.14	15.10	J	52.80		1.88		41.80		42.20	
108-90-7	Chlorobenzene	ug/m3	112.6	23.00	U	23.00	U	0.12	U	1.20	U	1.20	U
109-99-9	Tetrahydrofuran	ug/m3	154	18.30	J	29.60	J	2.52		5.29	U	5.29	U
110-54-3	Hexane	ug/m3	86.17	17.60	U	17.60	U	0.09	U	0.92	U	0.92	U
110-82-7	CYCLOHEXANE	ug/m3	84.16	17.20	U	17.20	U	0.04	U	0.41	U	0.41	U
120-82-1	1,2,4-Trichlorobenzene	ug/m3	181.5	37.10	U	37.10	U	0.26	UJ	2.60	UJ	2.60	UJ
123-91-1	1,4-Dioxane	ug/m3	133	27.20	U	27.20	U	0.25	UJ	2.50	UJ	2.50	UJ
124-48-1	Dibromochloromethane	ug/m3	208.3	42.60	U	42.60	U	0.22	U	2.22	UJ	2.22	U
126777-61-2	m/p-Xylene	ug/m3	106.2	12.60	J	42.60		0.87		38.20		40.80	
127-18-4	Tetrachloroethene	ug/m3	165.8	251.00		746.00		0.33	U	4100.00	EDJ	3280.00	D
142-82-5	n-Heptane	ug/m3	100.2	20.50	U	14.80	J	0.41		18.40		12.70	
156-59-2	CIS-1,2-DICHLOROETHENE	ug/m3	96.94	19.80	U	19.80	U	0.14	U	1.39	U	1.39	U
156-60-5	TRANS-1,2-DICHLOROETHENE	ug/m3	96.94	19.80	U	19.80	U	0.12	U	1.23	U	1.23	U
1634-04-4	Methyl t-Butyl Ether	ug/m3	88.15	18.00	U	18.00	U	0.06	U	0.61	U	0.61	U
540-84-1	2,2,4-Trimethylpentane	ug/m3	114.2	23.40	U	23.40	U	0.12	U	1.17	U	1.17	U
541-73-1	1,3-DICHLOROBENZENE	ug/m3	147	30.10	U	30.10	U	0.10	U	1.02	U	1.02	U
56-23-5	CARBON TETRACHLORIDE	ug/m3	153.8	2.52	U	2.52	U	0.38		1.07	U	1.07	U
593-60-2	Bromoethene	ug/m3	106.9	21.90	U	21.90	U	0.10	U	1.05	U	1.05	U
622-96-8	4-ETHYLTOLUENE	ug/m3	120.2	24.60	U	24.60	U	0.13	U	1.28	UJ	1.28	U
67-64-1	ACETONE	ug/m3	58.08	54.60	B	183.00	B	4.75	U	1070.00	DB	1250.00	EB
67-66-3	CHLOROFORM	ug/m3	119.4	24.40	U	24.40	U	0.15	U	1.51	U	1.51	U
71-43-2	BENZENE	ug/m3	78.11	2.88	J	8.63	J	0.64		12.50		8.31	
71-55-6	1,1,1-TRICHLOROETHANE	ug/m3	133.4	104.00		175.00		0.12	U	80.70		435.00	
74-83-9	BROMOMETHANE	ug/m3	94.94	19.40	U	19.40	U	0.09	U	0.93	U	0.93	U
74-87-3	CHLOROMETHANE	ug/m3	50.49	10.30	U	10.30	U	1.03		0.52	U	0.52	U
75-00-3	CHLOROETHANE	ug/m3	64.52	13.20	U	13.20	U	0.04	U	0.45	U	0.45	U
75-01-4	VINYL CHLORIDE	ug/m3	62.5	12.80	U	12.80	U	0.06	U	0.61	U	0.61	U
75-09-2	METHYLENE CHLORIDE	ug/m3	84.94	16.30	J	12.90	J	16.70		6.25		0.52	U
75-15-0	CARBON DISULFIDE	ug/m3	76.14	15.60	U	15.60	U	0.05	U	4.67		0.47	U
75-25-2	BROMOFORM	ug/m3	252.8	51.70	U	51.70	U	0.16	U	1.55	UJ	1.55	U
75-27-4	BROMODICHLOROMETHANE	ug/m3	163.8	33.50	U	33.50	U	0.33	U	3.35	U	3.35	U
75-34-3	1,1-DICHLOROETHANE	ug/m3	98.96	20.20	U	20.20	U	0.10	U	0.97	U	0.97	U
75-35-4	1,1-DICHLOROETHENE	ug/m3	96.94	19.80	U	19.80	U	0.10	U	0.99	U	4.76	
75-65-0	tert-Butyl Alcohol	ug/m3	74.12	15.20	U	15.20	U	0.24	UJ	4.85	J	2.39	UJ
75-69-4	TRICHLOROFLUOROMETHANE	ug/m3	137.4	28.10	U	28.10	U	1.12		1.57	U	1.57	U
75-71-8	DICHLORODIFLUOROMETHANE	ug/m3	120.9	24.70	U	24.70	U	2.47	J	0.84	U	0.84	UJ
76-13-1	1,1,2-Trichloro-1,2,2-trifluoroetha	ug/m3	187.4	38.30	U	38.30	U	0.20	U	1.99	U	1.99	U
76-14-2	1,2-dichloro-1,1,2,2-tetrafluoroeth	ug/m3	170.9	34.90	U	34.90	U	0.15	U	1.54	U	1.54	U
78-87-5	1,2-DICHLOROPROPANE	ug/m3	113	23.10	U	23.10	U	0.22	U	2.22	U	2.22	U
78-93-3	2-BUTANONE	ug/m3	72.11	189.00	J	324.00	D	0.88	U	17.40		21.50	U
79-00-5	1,1,2-TRICHLOROETHANE	ug/m3	133.4	27.30	U	27.30	U	0.24	U	2.40	U	2.40	U
79-01-6	TRICHLOROETHENE	ug/m3	131.4	9.14		10.20		0.22	U	127.00		127.00	
79-34-5	1,1,2,2-TETRACHLOROETHANE	ug/m3	167.9	34.30	U	34.30	U	0.16	U	1.65	U	1.65	U
80-62-6	Methyl Methacrylate	ug/m3	100.117	20.50	U	20.50	U	0.26	U	2.58	U	2.58	U
87-68-3	HEXACHLOROBUTADIENE	ug/m3	260.8	53.30	U	53.30	U	0.23	UJ	2.35	UJ	2.35	UJ
95-47-6	O-XYLENE	ug/m3	106.2	21.70	U	9.99	J	0.10	U	10.90		10.90	
95-49-8	2-Chlorotoluene	ug/m3	126.58	25.90	U	25.90	U	0.20	U	1.97	U	1.97	U
95-50-1	1,2-DICHLOROBENZENE	ug/m3	147	30.10	U	30.10	U	0.13	U	1.32	UJ	1.32	U
95-63-6	1,2,4-TRIMETHYLBENZENE	ug/m3	120.2	24.60	U	24.60	U	0.49		1.18	UJ	9.34	

Notes:
U - undefined ug/m3 - micrograms per cubic meter
SV - Soil Vapor J - estimated
DP - Direct Pusl ID - Identification
N - presumptive evidence of a compound

Table A-1
Soil Vapor Analytical Results
New Cassel Industrial Area
North Hempstead, NY

			Sample ID	130043N-DP05-SV45		130043V-DP01-SV08		130043V-DP01-SV25		130043V-DP01-SV45		130043V-DP02-SD45	
			Sample Date	03/24/2008		03/18/2008		03/18/2008		03/18/2008		03/18/2008	
			Boring Location	N-DP05		V-DP01		V-DP01		V-DP01		V-DP02	
Case Number	Chemical Name	Result Unit	Molecular Weight										
100-41-4	Ethylbenzene	ug/m3	106.2	11.70		9.12	J	8.25	J	4.78	J	21.70	U
100-42-5	Styrene	ug/m3	104.1	2.64	U	21.30	U	21.30	U	21.30	U	21.30	UJ
10061-01-5	cis-1,3-Dichloropropene	ug/m3	111	2.27	U	22.70	U	22.70	U	22.70	U	22.70	U
10061-02-6	trans-1,3-Dichloropropene	ug/m3	111	2.59	U	22.70	U	22.70	U	22.70	U	22.70	U
106-46-7	1,4-Dichlorobenzene	ug/m3	147	1.50	U	30.10	U	30.10	U	30.10	U	30.10	U
106-93-4	1,2-Dibromoethane	ug/m3	187.9	9.99	U	38.40	U	38.40	U	38.40	U	38.40	U
106-99-0	1,3-Butadiene	ug/m3	54.09	0.80	U	11.10	U	11.10	U	11.10	U	11.10	U
107-05-1	Allyl Chloride	ug/m3	76.53	1.91	U	15.70	U	15.70	U	15.70	U	15.70	U
107-06-2	1,2-Dichloroethane	ug/m3	98.96	2.02	U	20.20	U	20.20	U	20.20	U	20.20	U
108-10-1	4-Methyl-2-Pentanone	ug/m3	100.2	5.33	J	20.50	U	20.50	U	20.50	U	20.50	U
108-67-8	1,3,5-Trimethylbenzene	ug/m3	120.2	1.72	U	6.88	J	24.60	U	24.60	U	4.92	J
108-88-3	Toluene	ug/m3	92.14	46.70		71.60		45.20	J	18.50	J	13.90	J
108-90-7	Chlorobenzene	ug/m3	112.6	1.20	U	23.00	U	23.00	U	23.00	U	23.00	U
109-99-9	Tetrahydrofuran	ug/m3	154	5.29	U	13.20	J	16.40	J	26.50	J	31.50	U
110-54-3	Hexane	ug/m3	86.17	0.92	U	45.80		17.60	U	17.60	U	17.60	U
110-82-7	CYCLOHEXANE	ug/m3	84.16	0.41	U	17.20	U	6.54	J	17.20	U	17.20	U
120-82-1	1,2,4-Trichlorobenzene	ug/m3	181.5	2.60	UJ	37.10	U	37.10	U	37.10	U	37.10	U
123-91-1	1,4-Dioxane	ug/m3	133	2.50	UJ	27.20	U	27.20	U	27.20	U	27.20	U
124-48-1	Dibromochloromethane	ug/m3	208.3	2.22	U	42.60	U	42.60	U	42.60	U	42.60	U
126777-61-2	m/p-Xylene	ug/m3	106.2	43.40		27.80		25.20	J	13.50	J	4.34	J
127-18-4	Tetrachloroethene	ug/m3	165.8	5500.00	D	38.00		33.90	J	57.60	J	38.00	
142-82-5	n-Heptane	ug/m3	100.2	16.80		22.90		19.30	J	10.20	J	4.51	J
156-59-2	CIS-1,2-DICHLOROETHENE	ug/m3	96.94	1.39	U	19.80	U	19.80	U	19.80	U	19.80	U
156-60-5	TRANS-1,2-DICHLOROETHENE	ug/m3	96.94	1.23	U	19.80	U	19.80	U	19.80	U	19.80	U
1634-04-4	Methyl t-Butyl Ether	ug/m3	88.15	0.61	U	18.00	U	18.00	U	18.00	U	18.00	U
540-84-1	2,2,4-Trimethylpentane	ug/m3	114.2	1.17	U	7.94	J	23.40	U	23.40	U	23.40	U
541-73-1	1,3-DICHLOROBENZENE	ug/m3	147	1.02	U	30.10	U	30.10	U	30.10	U	30.10	U
56-23-5	CARBON TETRACHLORIDE	ug/m3	153.8	1.07	U	2.52	U	2.52	U	2.52	U	2.52	U
593-60-2	Bromoethene	ug/m3	106.9	1.05	U	21.90	U	21.90	U	21.90	U	21.90	U
622-96-8	4-ETHYLTOLUENE	ug/m3	120.2	1.28	U	24.60	U	24.60	U	24.60	U	24.60	U
67-64-1	ACETONE	ug/m3	58.08	1040.00	DB	68.90	B	159.00	B	230.00	B	85.50	B
67-66-3	CHLOROFORM	ug/m3	119.4	1.51	U	24.40	U	24.40	U	24.40	U	24.40	U
71-43-2	BENZENE	ug/m3	78.11	10.20		17.30		11.20	J	5.43	J	6.71	J
71-55-6	1,1,1-TRICHLOROETHANE	ug/m3	133.4	451.00		27.30	U	32.70		65.50		33.30	
74-83-9	BROMOMETHANE	ug/m3	94.94	0.93	U	19.40	U	19.40	U	19.40	U	19.40	U
74-87-3	CHLOROMETHANE	ug/m3	50.49	0.52	U	10.30	U	10.30	U	10.30	U	10.30	U
75-00-3	CHLOROETHANE	ug/m3	64.52	0.45	U	13.20	U	13.20	U	13.20	U	13.20	U
75-01-4	VINYL CHLORIDE	ug/m3	62.5	0.61	U	12.80	U	12.80	U	12.80	U	12.80	U
75-09-2	METHYLENE CHLORIDE	ug/m3	84.94	4.52		16.70	J	4.86	J	5.56	J	11.50	J
75-15-0	CARBON DISULFIDE	ug/m3	76.14	0.47	U	15.60	U	15.60	U	15.60	U	15.60	U
75-25-2	BROMOFORM	ug/m3	252.8	1.55	U	51.70	U	51.70	U	51.70	U	51.70	U
75-27-4	BROMODICHLOROMETHANE	ug/m3	163.8	3.35	U	33.50	U	33.50	U	33.50	U	33.50	U
75-34-3	1,1-DICHLOROETHANE	ug/m3	98.96	0.97	U	20.20	U	20.20	U	4.05	J	14.20	J
75-35-4	1,1-DICHLOROETHENE	ug/m3	96.94	8.33		19.80	U	6.34	J	14.70	J	14.30	J
75-65-0	tert-Butyl Alcohol	ug/m3	74.12	2.39	UJ	15.20	U	15.20	U	15.20	U	15.20	U
75-69-4	TRICHLOROFLUOROMETHANE	ug/m3	137.4	1.57	U	28.10	U	28.10	U	28.10	U	5.62	J
75-71-8	DICHLORODIFLUOROMETHANE	ug/m3	120.9	0.84	U	24.70	U	24.70	U	24.70	U	24.70	U
76-13-1	1,1,2-Trichloro-1,2,2-trifluoroetha	ug/m3	187.4	1.99	U	38.30	U	38.30	U	13.80	J	38.30	U
76-14-2	1,2-dichloro-1,1,2,2-tetrafluoroeth	ug/m3	170.9	1.54	U	34.90	U	34.90	U	34.90	U	34.90	U
78-87-5	1,2-DICHLOROPROPANE	ug/m3	113	2.22	U	23.10	U	23.10	U	23.10	U	23.10	U
78-93-3	2-BUTANONE	ug/m3	72.11	31.00	U	70.80		85.50	J	156.00	J	44.20	
79-00-5	1,1,2-TRICHLOROETHANE	ug/m3	133.4	2.40	U	27.30	U	27.30	U	27.30	U	27.30	U
79-01-6	TRICHLOROETHENE	ug/m3	131.4	112.00		6.45		2.47	U	2.47	U	11.80	
79-34-5	1,1,2,2-TETRACHLOROETHANE	ug/m3	167.9	1.65	U	34.30	U	34.30	U	34.30	U	34.30	U
80-62-6	Methyl Methacrylate	ug/m3	100.117	2.58	U	20.50	U	20.50	U	20.50	U	20.50	U
87-68-3	HEXACHLOROBUTADIENE	ug/m3	260.8	2.35	UJ	53.30	U	53.30	U	53.30	U	53.30	U
95-47-6	O-XYLENE	ug/m3	106.2	10.90		9.99	J	7.38	J	21.70	U	21.70	U
95-49-8	2-Chlorotoluene	ug/m3	126.58	1.97	U	25.90	U	25.90	U	25.90	U	25.90	U
95-50-1	1,2-DICHLOROBENZENE	ug/m3	147	1.32	U	30.10	U	30.10	U	30.10	U	30.10	U
95-63-6	1,2,4-TRIMETHYLBENZENE	ug/m3	120.2	10.80		23.60	J	7.37	J	5.41	J	24.60	U

Notes:
U - undefined ug/m3 - micrograms per cubic meter
SV - Soil Vapor J - estimated
DP - Direct Pusl ID - Identification
N - presumptive evidence of a compound

Table A-1
Soil Vapor Analytical Results
New Cassel Industrial Area
North Hempstead, NY

			Sample ID	130043V-DP02-SV08		130043V-DP02-SV25		130043V-DP02-SV45		130043V-DP03-SV08		130043V-DP03-SV25	
			Sample Date	03/18/2008		03/18/2008		03/18/2008		03/18/2008		03/18/2008	
			Boring Location	V-DP02		V-DP02		V-DP02		V-DP03		V-DP03	
Case Number	Chemical Name	Result Unit	Molecular Weight										
100-41-4	Ethylbenzene	ug/m3	106.2	21.70	U	21.70	U	21.70	U	21.70	U	4.78	J
100-42-5	Styrene	ug/m3	104.1	21.30	UJ	21.30	UJ	21.30	UJ	21.30	UJ	21.30	UJ
10061-01-5	cis-1,3-Dichloropropene	ug/m3	111	22.70	U	22.70	U	22.70	U	22.70	U	22.70	U
10061-02-6	trans-1,3-Dichloropropene	ug/m3	111	22.70	U	22.70	U	22.70	U	22.70	U	22.70	U
106-46-7	1,4-Dichlorobenzene	ug/m3	147	30.10	U	30.10	U	30.10	U	30.10	U	30.10	U
106-93-4	1,2-Dibromoethane	ug/m3	187.9	38.40	U	38.40	U	38.40	U	38.40	U	38.40	U
106-99-0	1,3-Butadiene	ug/m3	54.09	11.10	U	11.10	U	11.10	U	11.10	U	11.10	U
107-05-1	Allyl Chloride	ug/m3	76.53	15.70	U	15.70	U	15.70	U	15.70	U	15.70	U
107-06-2	1,2-Dichloroethane	ug/m3	98.96	20.20	U	20.20	U	20.20	U	20.20	U	20.20	U
108-10-1	4-Methyl-2-Pentanone	ug/m3	100.2	20.50	U	20.50	U	20.50	U	20.50	U	20.50	U
108-67-8	1,3,5-Trimethylbenzene	ug/m3	120.2	24.60	U	4.92	J	24.60	U	24.60	U	5.41	J
108-88-3	Toluene	ug/m3	92.14	10.90	J	17.70	J	7.54	J	10.60	J	20.70	
108-90-7	Chlorobenzene	ug/m3	112.6	23.00	U	23.00	U	23.00	U	23.00	U	23.00	U
109-99-9	Tetrahydrofuran	ug/m3	154	8.19	J	13.90	J	31.50	U	31.50	U	13.20	J
110-54-3	Hexane	ug/m3	86.17	17.60	U	17.60	U	17.60	U	17.60	U	17.60	U
110-82-7	CYCLOHEXANE	ug/m3	84.16	17.20	U	17.20	U	17.20	U	17.20	U	17.20	U
120-82-1	1,2,4-Trichlorobenzene	ug/m3	181.5	37.10	U	37.10	U	37.10	U	37.10	U	37.10	U
123-91-1	1,4-Dioxane	ug/m3	133	27.20	U	27.20	U	27.20	U	27.20	U	27.20	U
124-48-1	Dibromochloromethane	ug/m3	208.3	42.60	U	42.60	U	42.60	U	42.60	U	42.60	U
126777-61-2	m/p-Xylene	ug/m3	106.2	21.70	U	7.38	J	21.70	U	6.08	J	10.40	J
127-18-4	Tetrachloroethene	ug/m3	165.8	21.70	J	38.00		19.70	J	23.10	J	74.60	
142-82-5	n-Heptane	ug/m3	100.2	20.50	U	6.15	J	20.50	U	20.50	U	4.51	J
156-59-2	CIS-1,2-DICHLOROETHENE	ug/m3	96.94	19.80	U	19.80	U	19.80	U	19.80	U	14.30	J
156-60-5	TRANS-1,2-DICHLOROETHENE	ug/m3	96.94	19.80	U	19.80	U	19.80	U	19.80	U	19.80	U
1634-04-4	Methyl t-Butyl Ether	ug/m3	88.15	18.00	U	18.00	U	18.00	U	18.00	U	18.00	U
540-84-1	2,2,4-Trimethylpentane	ug/m3	114.2	23.40	U	23.40	U	23.40	U	23.40	U	23.40	U
541-73-1	1,3-DICHLOROBENZENE	ug/m3	147	30.10	U	30.10	U	30.10	U	30.10	U	30.10	U
56-23-5	CARBON TETRACHLORIDE	ug/m3	153.8	2.52	U	2.52	U	2.52	U	2.52	U	2.52	U
593-60-2	Bromoethene	ug/m3	106.9	21.90	U	21.90	U	21.90	U	21.90	U	21.90	U
622-96-8	4-ETHYLTOLUENE	ug/m3	120.2	24.60	U	24.60	U	24.60	U	24.60	U	24.60	U
67-64-1	ACETONE	ug/m3	58.08	28.50	U	90.30	B	33.30	U	78.40	B	90.30	B
67-66-3	CHLOROFORM	ug/m3	119.4	24.40	U	24.40	U	24.40	U	24.40	U	24.40	U
71-43-2	BENZENE	ug/m3	78.11	3.51	J	5.11	J	16.00	U	16.00	U	3.83	J
71-55-6	1,1,1-TRICHLOROETHANE	ug/m3	133.4	13.60	J	25.60	J	12.50	J	109.00		2460.00	D
74-83-9	BROMOMETHANE	ug/m3	94.94	19.40	U	19.40	U	19.40	U	19.40	U	19.40	U
74-87-3	CHLOROMETHANE	ug/m3	50.49	10.30	U	10.30	U	10.30	U	10.30	U	10.30	U
75-00-3	CHLOROETHANE	ug/m3	64.52	13.20	U	13.20	U	13.20	U	13.20	U	13.20	U
75-01-4	VINYL CHLORIDE	ug/m3	62.5	12.80	U	12.80	U	12.80	U	12.80	U	12.80	U
75-09-2	METHYLENE CHLORIDE	ug/m3	84.94	4.17	J	17.40	U	17.40	U	17.40	U	17.40	U
75-15-0	CARBON DISULFIDE	ug/m3	76.14	15.60	U	15.60	U	15.60	U	15.60	U	15.60	U
75-25-2	BROMOFORM	ug/m3	252.8	51.70	U	51.70	U	51.70	U	51.70	U	51.70	U
75-27-4	BROMODICHLOROMETHANE	ug/m3	163.8	33.50	U	33.50	U	33.50	U	33.50	U	33.50	U
75-34-3	1,1-DICHLOROETHANE	ug/m3	98.96	6.07	J	20.20	U	6.48	J	18.20	J	1210.00	D
75-35-4	1,1-DICHLOROETHENE	ug/m3	96.94	5.55	J	19.80	U	6.34	J	19.80	U	39.60	
75-65-0	tert-Butyl Alcohol	ug/m3	74.12	15.20	U	15.20	U	15.20	U	15.20	U	15.20	U
75-69-4	TRICHLOROFLUOROMETHANE	ug/m3	137.4	28.10	U	28.10	U	28.10	U	28.10	U	28.10	U
75-71-8	DICHLORODIFLUOROMETHANE	ug/m3	120.9	24.70	U	24.70	U	24.70	U	24.70	U	24.70	U
76-13-1	1,1,2-Trichloro-1,2,2-trifluoroetha	ug/m3	187.4	38.30	U	38.30	U	38.30	U	38.30	U	38.30	U
76-14-2	1,2-dichloro-1,1,2,2-tetrafluoroeth	ug/m3	170.9	34.90	U	34.90	U	34.90	U	34.90	U	34.90	U
78-87-5	1,2-DICHLOROPROPANE	ug/m3	113	23.10	U	23.10	U	23.10	U	23.10	U	23.10	U
78-93-3	2-BUTANONE	ug/m3	72.11	41.30		115.00		50.10		156.00		324.00	
79-00-5	1,1,2-TRICHLOROETHANE	ug/m3	133.4	27.30	U	27.30	U	27.30	U	27.30	U	27.30	U
79-01-6	TRICHLOROETHENE	ug/m3	131.4	4.84		2.47	U	4.30		5.91		48.40	
79-34-5	1,1,2,2-TETRACHLOROETHANE	ug/m3	167.9	34.30	U	34.30	U	34.30	U	34.30	U	34.30	U
80-62-6	Methyl Methacrylate	ug/m3	100.117	20.50	U	20.50	U	20.50	U	20.50	U	20.50	U
87-68-3	HEXACHLOROBUTADIENE	ug/m3	260.8	53.30	U	53.30	U	53.30	U	53.30	U	53.30	U
95-47-6	O-XYLENE	ug/m3	106.2	21.70	U	21.70	U	21.70	U	21.70	U	21.70	U
95-49-8	2-Chlorotoluene	ug/m3	126.58	25.90	U	25.90	U	25.90	U	25.90	U	25.90	U
95-50-1	1,2-DICHLOROBENZENE	ug/m3	147	30.10	U	30.10	U	30.10	U	30.10	U	30.10	U
95-63-6	1,2,4-TRIMETHYLBENZENE	ug/m3	120.2	24.60	U	24.60	U	24.60	U	24.60	U	24.60	U

Notes:
U - undefined ug/m3 - micrograms per cubic meter
SV - Soil Vapor J - estimated
DP - Direct Pusl ID - Identification
N - presumptive evidence of a compound

Table A-1
Soil Vapor Analytical Results
New Cassel Industrial Area
North Hempstead, NY

			Sample ID	130043V-DP03-SV45		130043V-DP04-SV08		130043V-DP04-SV25		130043V-DP04-SV45		130043V-DP05-AA	
			Sample Date	03/18/2008		03/18/2008		03/18/2008		03/18/2008		03/17/2008	
			Boring Location	V-DP03		V-DP04		V-DP04		V-DP04		V-DP05	
Case Number	Chemical Name	Result Unit	Molecular Weight										
100-41-4	Ethylbenzene	ug/m3	106.2	21.70	U	4.78	J	21.70	U	29.50		0.43	J
100-42-5	Styrene	ug/m3	104.1	21.30	UJ	21.30	U	21.30	UJ	21.30	UJ	2.13	U
10061-01-5	cis-1,3-Dichloropropene	ug/m3	111	22.70	U	22.70	U	22.70	U	22.70	U	2.27	U
10061-02-6	trans-1,3-Dichloropropene	ug/m3	111	22.70	U	22.70	U	22.70	U	22.70	U	2.27	U
106-46-7	1,4-Dichlorobenzene	ug/m3	147	30.10	U	30.10	U	30.10	U	30.10	U	3.01	U
106-93-4	1,2-Dibromoethane	ug/m3	187.9	38.40	U	38.40	U	38.40	U	38.40	U	3.84	U
106-99-0	1,3-Butadiene	ug/m3	54.09	11.10	U	11.10	U	11.10	U	11.10	U	1.11	U
107-05-1	Allyl Chloride	ug/m3	76.53	15.70	U	15.70	U	15.70	U	15.70	U	1.57	U
107-06-2	1,2-Dichloroethane	ug/m3	98.96	20.20	U	20.20	U	20.20	U	20.20	U	2.02	U
108-10-1	4-Methyl-2-Pentanone	ug/m3	100.2	20.50	U	20.50	U	20.50	U	22.90		2.05	U
108-67-8	1,3,5-Trimethylbenzene	ug/m3	120.2	24.60	U	24.60	U	5.90	J	24.60	U	2.46	U
108-88-3	Toluene	ug/m3	92.14	26.00		14.70	J	20.30		490.00		15.50	
108-90-7	Chlorobenzene	ug/m3	112.6	23.00	U	23.00	U	23.00	U	23.00	U	2.30	U
109-99-9	Tetrahydrofuran	ug/m3	154	10.70	J	31.50	U	16.40	J	11.30	J	1.26	J
110-54-3	Hexane	ug/m3	86.17	17.60	U	17.60	U	17.60	U	17.60	U	1.76	U
110-82-7	CYCLOHEXANE	ug/m3	84.16	17.20	U	17.20	U	17.20	U	17.20	U	1.72	U
120-82-1	1,2,4-Trichlorobenzene	ug/m3	181.5	37.10	U	37.10	U	37.10	U	37.10	U	3.71	U
123-91-1	1,4-Dioxane	ug/m3	133	27.20	U	27.20	U	27.20	U	27.20	U	2.72	U
124-48-1	Dibromochloromethane	ug/m3	208.3	42.60	U	42.60	U	42.60	U	42.60	U	4.26	U
126777-61-2	m/p-Xylene	ug/m3	106.2	4.78	J	15.60	J	6.52	J	91.20		1.30	J
127-18-4	Tetrachloroethene	ug/m3	165.8	10.80	J	237.00	J	502.00		19.70	J	29.80	
142-82-5	n-Heptane	ug/m3	100.2	20.50	U	20.50	U	4.51	J	20.50	U	1.64	J
156-59-2	CIS-1,2-DICHLOROETHENE	ug/m3	96.94	19.80	U	143.00		476.00		19.80	U	1.98	U
156-60-5	TRANS-1,2-DICHLOROETHENE	ug/m3	96.94	19.80	U	4.36	J	5.55	J	19.80	U	1.98	U
1634-04-4	Methyl t-Butyl Ether	ug/m3	88.15	18.00	U	18.00	U	18.00	U	18.00	U	1.80	U
540-84-1	2,2,4-Trimethylpentane	ug/m3	114.2	23.40	U	23.40	U	23.40	U	23.40	U	2.34	U
541-73-1	1,3-DICHLOROBENZENE	ug/m3	147	30.10	U	30.10	U	30.10	U	30.10	U	3.01	U
56-23-5	CARBON TETRACHLORIDE	ug/m3	153.8	2.52	U	2.52	U	2.52	U	2.52	U	0.50	
593-60-2	Bromoethene	ug/m3	106.9	21.90	U	21.90	U	21.90	U	21.90	U	2.19	U
622-96-8	4-ETHYLTOLUENE	ug/m3	120.2	24.60	U	24.60	U	24.60	U	24.60	U	2.46	U
67-64-1	ACETONE	ug/m3	58.08	119.00	B	97.40	B	87.90	B	173.00	B	9.26	U
67-66-3	CHLOROFORM	ug/m3	119.4	24.40	U	46.40		137.00		24.40	U	2.44	U
71-43-2	BENZENE	ug/m3	78.11	16.00	U	16.00	U	3.19	J	16.00	U	1.28	J
71-55-6	1,1,1-TRICHLOROETHANE	ug/m3	133.4	27.30	U	16900.00	D	98200.00	D	27.30	U	2.73	U
74-83-9	BROMOMETHANE	ug/m3	94.94	19.40	U	19.40	U	19.40	U	19.40	U	1.94	U
74-87-3	CHLOROMETHANE	ug/m3	50.49	10.30	U	10.30	U	10.30	U	10.30	U	1.24	
75-00-3	CHLOROETHANE	ug/m3	64.52	13.20	U	13.20	U	4.22	J	13.20	U	1.32	U
75-01-4	VINYL CHLORIDE	ug/m3	62.5	12.80	U	12.80	U	12.80	U	12.80	U	1.28	U
75-09-2	METHYLENE CHLORIDE	ug/m3	84.94	5.56	J	17.40	U	7.99	J	6.25	J	2.43	
75-15-0	CARBON DISULFIDE	ug/m3	76.14	15.60	U	15.60	U	15.60	U	15.60	U	1.56	U
75-25-2	BROMOFORM	ug/m3	252.8	51.70	U	51.70	U	51.70	U	51.70	U	5.17	U
75-27-4	BROMODICHLOROMETHANE	ug/m3	163.8	33.50	U	33.50	U	33.50	U	33.50	U	3.35	U
75-34-3	1,1-DICHLOROETHANE	ug/m3	98.96	20.20	U	8090.00	D	44500.00	D	20.20	U	2.02	U
75-35-4	1,1-DICHLOROETHENE	ug/m3	96.94	19.80	U	139.00		365.00		19.80	U	1.98	U
75-65-0	tert-Butyl Alcohol	ug/m3	74.12	3.64	J	15.20	U	15.20	U	15.20	U	1.52	U
75-69-4	TRICHLOROFLUOROMETHANE	ug/m3	137.4	28.10	U	28.10	U	28.10	U	28.10	U	1.12	J
75-71-8	DICHLORODIFLUOROMETHANE	ug/m3	120.9	24.70	U	24.70	U	24.70	U	24.70	U	1.98	J
76-13-1	1,1,2-Trichloro-1,2,2-trifluoroetha	ug/m3	187.4	38.30	U	38.30	U	38.30	U	38.30	U	3.83	U
76-14-2	1,2-dichloro-1,1,2,2-tetrafluoroeth	ug/m3	170.9	34.90	U	34.90	U	34.90	U	34.90	U	3.49	U
78-87-5	1,2-DICHLOROPROPANE	ug/m3	113	23.10	U	23.10	U	23.10	U	23.10	U	2.31	U
78-93-3	2-BUTANONE	ug/m3	72.11	295.00	D	168.00	J	354.00		133.00		3.24	U
79-00-5	1,1,2-TRICHLOROETHANE	ug/m3	133.4	27.30	U	27.30	U	27.30	U	27.30	U	2.73	U
79-01-6	TRICHLOROETHENE	ug/m3	131.4	2.47	U	376.00	J	1290.00	D	5.37		0.25	U
79-34-5	1,1,2,2-TETRACHLOROETHANE	ug/m3	167.9	34.30	U	34.30	U	34.30	U	34.30	U	3.43	U
80-62-6	Methyl Methacrylate	ug/m3	100.117	20.50	U	20.50	U	20.50	U	20.50	U	2.05	U
87-68-3	HEXACHLOROBUTADIENE	ug/m3	260.8	53.30	U	53.30	U	53.30	U	53.30	U	5.33	U
95-47-6	O-XYLENE	ug/m3	106.2	21.70	U	4.34	J	21.70	U	16.10	J	0.43	J
95-49-8	2-Chlorotoluene	ug/m3	126.58	25.90	U	25.90	U	25.90	U	25.90	U	2.59	U
95-50-1	1,2-DICHLOROBENZENE	ug/m3	147	30.10	U	30.10	U	30.10	U	30.10	U	3.01	U
95-63-6	1,2,4-TRIMETHYLBENZENE	ug/m3	120.2	24.60	U	6.39	J	24.60	U	24.60	U	2.46	U

Notes:
U - undefined ug/m3 - micrograms per cubic meter
SV - Soil Vapor J - estimated
DP - Direct Pusl ID - Identification
N - presumptive evidence of a compound

Table A-1
Soil Vapor Analytical Results
New Cassel Industrial Area
North Hempstead, NY

			Sample ID	130043V-DP05-SV08		130043V-DP05-SV25		130043V-DP05-SV45	
			Sample Date	03/17/2008		03/17/2008		03/17/2008	
			Boring Location	V-DP05		V-DP05		V-DP05	
Case Number	Chemical Name	Result Unit	Molecular Weight						
100-41-4	Ethylbenzene	ug/m3	106.2	21.70	U	434.00	UJ	434.00	U
100-42-5	Styrene	ug/m3	104.1	21.30	U	426.00	UJ	426.00	U
10061-01-5	cis-1,3-Dichloropropene	ug/m3	111	22.70	U	454.00	UJ	454.00	U
10061-02-6	trans-1,3-Dichloropropene	ug/m3	111	22.70	U	454.00	UJ	454.00	U
106-46-7	1,4-Dichlorobenzene	ug/m3	147	30.10	U	601.00	UJ	601.00	U
106-93-4	1,2-Dibromoethane	ug/m3	187.9	38.40	U	769.00	UJ	769.00	U
106-99-0	1,3-Butadiene	ug/m3	54.09	11.10	U	221.00	U	221.00	U
107-05-1	Allyl Chloride	ug/m3	76.53	15.70	U	313.00	U	313.00	U
107-06-2	1,2-Dichloroethane	ug/m3	98.96	20.20	U	405.00	UJ	405.00	U
108-10-1	4-Methyl-2-Pentanone	ug/m3	100.2	11.10	J	410.00	UJ	410.00	U
108-67-8	1,3,5-Trimethylbenzene	ug/m3	120.2	24.60	U	590.00	J	492.00	U
108-88-3	Toluene	ug/m3	92.14	13.60	J	377.00	UJ	377.00	U
108-90-7	Chlorobenzene	ug/m3	112.6	23.00	U	461.00	UJ	461.00	U
109-99-9	Tetrahydrofuran	ug/m3	154	11.30	J	630.00	UJ	630.00	U
110-54-3	Hexane	ug/m3	86.17	17.60	U	352.00	U	352.00	U
110-82-7	CYCLOHEXANE	ug/m3	84.16	17.20	U	344.00	U	344.00	U
120-82-1	1,2,4-Trichlorobenzene	ug/m3	181.5	37.10	U	742.00	UJ	742.00	U
123-91-1	1,4-Dioxane	ug/m3	133	27.20	U	544.00	UJ	544.00	U
124-48-1	Dibromochloromethane	ug/m3	208.3	42.60	U	852.00	UJ	852.00	U
126777-61-2	m/p-Xylene	ug/m3	106.2	6.52	J	434.00	UJ	434.00	U
127-18-4	Tetrachloroethene	ug/m3	165.8	108.00		5760.00	J	1970.00	
142-82-5	n-Heptane	ug/m3	100.2	4.10	J	410.00	U	410.00	U
156-59-2	CIS-1,2-DICHLOROETHENE	ug/m3	96.94	11.90	J	1670.00		436.00	
156-60-5	TRANS-1,2-DICHLOROETHENE	ug/m3	96.94	19.80	U	396.00	U	396.00	U
1634-04-4	Methyl t-Butyl Ether	ug/m3	88.15	18.00	U	361.00	U	361.00	U
540-84-1	2,2,4-Trimethylpentane	ug/m3	114.2	23.40	U	467.00	UJ	467.00	U
541-73-1	1,3-DICHLOROBENZENE	ug/m3	147	30.10	U	601.00	UJ	601.00	U
56-23-5	CARBON TETRACHLORIDE	ug/m3	153.8	2.52	U	50.30	UJ	50.30	U
593-60-2	Bromoethene	ug/m3	106.9	21.90	U	437.00	U	437.00	U
622-96-8	4-ETHYLTOLUENE	ug/m3	120.2	24.60	U	492.00	UJ	492.00	U
67-64-1	ACETONE	ug/m3	58.08	126.00	U	1020.00	B	546.00	U
67-66-3	CHLOROFORM	ug/m3	119.4	6.35	J	430.00	J	156.00	J
71-43-2	BENZENE	ug/m3	78.11	16.00	U	319.00	UJ	319.00	U
71-55-6	1,1,1-TRICHLOROETHANE	ug/m3	133.4	1640.00	D	147000.00	EDJ	51300.00	D
74-83-9	BROMOMETHANE	ug/m3	94.94	19.40	U	388.00	U	388.00	U
74-87-3	CHLOROMETHANE	ug/m3	50.49	10.30	U	207.00	U	207.00	U
75-00-3	CHLOROETHANE	ug/m3	64.52	13.20	U	264.00	U	264.00	U
75-01-4	VINYL CHLORIDE	ug/m3	62.5	12.80	U	256.00	U	256.00	U
75-09-2	METHYLENE CHLORIDE	ug/m3	84.94	12.50	J	188.00	J	90.30	J
75-15-0	CARBON DISULFIDE	ug/m3	76.14	5.29	J	311.00	U	311.00	U
75-25-2	BROMOFORM	ug/m3	252.8	51.70	U	1030.00	UJ	1030.00	U
75-27-4	BROMODICHLOROMETHANE	ug/m3	163.8	33.50	U	670.00	UJ	670.00	U
75-34-3	1,1-DICHLOROETHANE	ug/m3	98.96	1010.00	D	72900.00	EDJ	36000.00	D
75-35-4	1,1-DICHLOROETHENE	ug/m3	96.94	18.20	J	1630.00		357.00	J
75-65-0	tert-Butyl Alcohol	ug/m3	74.12	15.20	U	303.00	U	303.00	U
75-69-4	TRICHLOROFLUOROMETHANE	ug/m3	137.4	28.10	U	562.00	U	562.00	U
75-71-8	DICHLORODIFLUOROMETHANE	ug/m3	120.9	24.70	U	494.00	U	494.00	U
76-13-1	1,1,2-Trichloro-1,2,2-trifluoroetha	ug/m3	187.4	8.43	J	766.00	U	766.00	U
76-14-2	1,2-dichloro-1,1,2,2-tetrafluoroeth	ug/m3	170.9	34.90	U	699.00	U	699.00	U
78-87-5	1,2-DICHLOROPROPANE	ug/m3	113	23.10	U	462.00	UJ	462.00	U
78-93-3	2-BUTANONE	ug/m3	72.11	145.00	B	944.00	J	560.00	
79-00-5	1,1,2-TRICHLOROETHANE	ug/m3	133.4	27.30	U	546.00	UJ	546.00	U
79-01-6	TRICHLOROETHENE	ug/m3	131.4	75.20		3920.00		1020.00	
79-34-5	1,1,2,2-TETRACHLOROETHANE	ug/m3	167.9	34.30	U	687.00	UJ	687.00	U
80-62-6	Methyl Methacrylate	ug/m3	100.117	20.50	U	409.00	UJ	409.00	U
87-68-3	HEXACHLOROBUTADIENE	ug/m3	260.8	53.30	U	1070.00	UJ	1070.00	U
95-47-6	O-XYLENE	ug/m3	106.2	21.70	U	174.00	J	434.00	U
95-49-8	2-Chlorotoluene	ug/m3	126.58	25.90	U	518.00	UJ	518.00	U
95-50-1	1,2-DICHLOROBENZENE	ug/m3	147	30.10	U	601.00	UJ	601.00	U
95-63-6	1,2,4-TRIMETHYLBENZENE	ug/m3	120.2	24.60	U	1380.00	J	492.00	U

Notes:
U - undefined ug/m3 - micrograms per cubic meter
SV - Soil Vapor J - estimated
DP - Direct Pusl ID - Identification
N - presumptive evidence of a compound

Table A-1
Soil Vapor Analytical Results
New Cassel Industrial Area
North Hempstead, NY

			Sample ID	130043V-DP02-SD45		130043V-DP02-SV08		130043V-DP02-SV25		130043V-DP02-SV45		130043V-D
			Sample Date	03/18/2008		03/18/2008		03/18/2008		03/18/2008		03/18
			Boring Location	V-DP02		V-DP02		V-DP02		V-DP02		V-D
Case Number	Chemical Name	Result Unit	Molecular Weight									
100-41-4	Ethylbenzene	ug/m3	106.2	21.70	U	21.70	U	21.70	U	21.70	U	21.70
100-42-5	Styrene	ug/m3	104.1	21.30	UJ	21.30	UJ	21.30	UJ	21.30	UJ	21.30
10061-01-5	cis-1,3-Dichloropropene	ug/m3	111	22.70	U	22.70	U	22.70	U	22.70	U	22.70
10061-02-6	trans-1,3-Dichloropropene	ug/m3	111	22.70	U	22.70	U	22.70	U	22.70	U	22.70
106-46-7	1,4-Dichlorobenzene	ug/m3	147	30.10	U	30.10	U	30.10	U	30.10	U	30.10
106-93-4	1,2-Dibromoethane	ug/m3	187.9	38.40	U	38.40	U	38.40	U	38.40	U	38.40
106-99-0	1,3-Butadiene	ug/m3	54.09	11.10	U	11.10	U	11.10	U	11.10	U	11.10
107-05-1	Allyl Chloride	ug/m3	76.53	15.70	U	15.70	U	15.70	U	15.70	U	15.70
107-06-2	1,2-Dichloroethane	ug/m3	98.96	20.20	U	20.20	U	20.20	U	20.20	U	20.20
108-10-1	4-Methyl-2-Pentanone	ug/m3	100.2	20.50	U	20.50	U	20.50	U	20.50	U	20.50
108-67-8	1,3,5-Trimethylbenzene	ug/m3	120.2	4.92	J	24.60	U	4.92	J	24.60	U	24.60
108-88-3	Toluene	ug/m3	92.14	13.90	J	10.90	J	17.70	J	7.54	J	10.60
108-90-7	Chlorobenzene	ug/m3	112.6	23.00	U	23.00	U	23.00	U	23.00	U	23.00
109-99-9	Tetrahydrofuran	ug/m3	154	31.50	U	8.19	J	13.90	J	31.50	U	31.50
110-54-3	Hexane	ug/m3	86.17	17.60	U	17.60	U	17.60	U	17.60	U	17.60
110-82-7	CYCLOHEXANE	ug/m3	84.16	17.20	U	17.20	U	17.20	U	17.20	U	17.20
120-82-1	1,2,4-Trichlorobenzene	ug/m3	181.5	37.10	U	37.10	U	37.10	U	37.10	U	37.10
123-91-1	1,4-Dioxane	ug/m3	133	27.20	U	27.20	U	27.20	U	27.20	U	27.20
124-48-1	Dibromochloromethane	ug/m3	208.3	42.60	U	42.60	U	42.60	U	42.60	U	42.60
126777-61-2	m/p-Xylene	ug/m3	106.2	4.34	J	21.70	U	7.38	J	21.70	U	6.08
127-18-4	Tetrachloroethene	ug/m3	165.8	38.00		21.70	J	38.00		19.70	J	23.10
142-82-5	n-Heptane	ug/m3	100.2	4.51	J	20.50	U	6.15	J	20.50	U	20.50
156-59-2	CIS-1,2-DICHLOROETHENE	ug/m3	96.94	19.80	U	19.80	U	19.80	U	19.80	U	19.80
156-60-5	TRANS-1,2-DICHLOROETHENE	ug/m3	96.94	19.80	U	19.80	U	19.80	U	19.80	U	19.80
1634-04-4	Methyl t-Butyl Ether	ug/m3	88.15	18.00	U	18.00	U	18.00	U	18.00	U	18.00
540-84-1	2,2,4-Trimethylpentane	ug/m3	114.2	23.40	U	23.40	U	23.40	U	23.40	U	23.40
541-73-1	1,3-DICHLOROBENZENE	ug/m3	147	30.10	U	30.10	U	30.10	U	30.10	U	30.10
56-23-5	CARBON TETRACHLORIDE	ug/m3	153.8	2.52	U	2.52	U	2.52	U	2.52	U	2.52
593-60-2	Bromoethene	ug/m3	106.9	21.90	U	21.90	U	21.90	U	21.90	U	21.90
622-96-8	4-ETHYLTOLUENE	ug/m3	120.2	24.60	U	24.60	U	24.60	U	24.60	U	24.60
67-64-1	ACETONE	ug/m3	58.08	85.50	B	28.50	U	90.30	B	33.30	U	78.40
67-66-3	CHLOROFORM	ug/m3	119.4	24.40	U	24.40	U	24.40	U	24.40	U	24.40
71-43-2	BENZENE	ug/m3	78.11	6.71	J	3.51	J	5.11	J	16.00	U	16.00
71-55-6	1,1,1-TRICHLOROETHANE	ug/m3	133.4	33.30		13.60	J	25.60	J	12.50	J	109.00
74-83-9	BROMOMETHANE	ug/m3	94.94	19.40	U	19.40	U	19.40	U	19.40	U	19.40
74-87-3	CHLOROMETHANE	ug/m3	50.49	10.30	U	10.30	U	10.30	U	10.30	U	10.30
75-00-3	CHLOROETHANE	ug/m3	64.52	13.20	U	13.20	U	13.20	U	13.20	U	13.20
75-01-4	VINYL CHLORIDE	ug/m3	62.5	12.80	U	12.80	U	12.80	U	12.80	U	12.80
75-09-2	METHYLENE CHLORIDE	ug/m3	84.94	11.50	J	4.17	J	17.40	U	17.40	U	17.40
75-15-0	CARBON DISULFIDE	ug/m3	76.14	15.60	U	15.60	U	15.60	U	15.60	U	15.60
75-25-2	BROMOFORM	ug/m3	252.8	51.70	U	51.70	U	51.70	U	51.70	U	51.70
75-27-4	BROMODICHLOROMETHANE	ug/m3	163.8	33.50	U	33.50	U	33.50	U	33.50	U	33.50
75-34-3	1,1-DICHLOROETHANE	ug/m3	98.96	14.20	J	6.07	J	20.20	U	6.48	J	18.20
75-35-4	1,1-DICHLOROETHENE	ug/m3	96.94	14.30	J	5.55	J	19.80	U	6.34	J	19.80
75-65-0	tert-Butyl Alcohol	ug/m3	74.12	15.20	U	15.20	U	15.20	U	15.20	U	15.20
75-69-4	TRICHLOROFLUOROMETHANE	ug/m3	137.4	5.62	J	28.10	U	28.10	U	28.10	U	28.10
75-71-8	DICHLORODIFLUOROMETHAN	ug/m3	120.9	24.70	U	24.70	U	24.70	U	24.70	U	24.70
76-13-1	1,1,2-Trichloro-1,2,2-trifluoroetha	ug/m3	187.4	38.30	U	38.30	U	38.30	U	38.30	U	38.30
76-14-2	1,2-dichloro-1,1,2,2-tetrafluoroeth	ug/m3	170.9	34.90	U	34.90	U	34.90	U	34.90	U	34.90
78-87-5	1,2-DICHLOROPROPANE	ug/m3	113	23.10	U	23.10	U	23.10	U	23.10	U	23.10
78-93-3	2-BUTANONE	ug/m3	72.11	44.20		41.30		115.00		50.10		156.00
79-00-5	1,1,2-TRICHLOROETHANE	ug/m3	133.4	27.30	U	27.30	U	27.30	U	27.30	U	27.30
79-01-6	TRICHLOROETHENE	ug/m3	131.4	11.80		4.84		2.47	U	4.30		5.91
79-34-5	1,1,2,2-TETRACHLOROETHANE	ug/m3	167.9	34.30	U	34.30	U	34.30	U	34.30	U	34.30
80-62-6	Methyl Methacrylate	ug/m3	100.117	20.50	U	20.50	U	20.50	U	20.50	U	20.50
87-68-3	HEXACHLOROBUTADIENE	ug/m3	260.8	53.30	U	53.30	U	53.30	U	53.30	U	53.30
95-47-6	O-XYLENE	ug/m3	106.2	21.70	U	21.70	U	21.70	U	21.70	U	21.70
95-49-8	2-Chlorotoluene	ug/m3	126.58	25.90	U	25.90	U	25.90	U	25.90	U	25.90
95-50-1	1,2-DICHLOROBENZENE	ug/m3	147	30.10	U	30.10	U	30.10	U	30.10	U	30.10
95-63-6	1,2,4-TRIMETHYLBENZENE	ug/m3	120.2	24.60	U	24.60	U	24.60	U	24.60	U	24.60

Notes:
U - undefined ug/m3 - micrograms per cubic meter
SV - Soil Vapor J - estimated
DP - Direct Push ID - Identification
N - presumptive evidence of a compound

Table A-1
Soil Vapor Analytical Results
New Cassel Industrial Area
North Hempstead, NY

			Sample ID	P03-SV08		130043V-DP03-SV25		130043V-DP03-SV45		130043V-DP04-SV08		130043V-DP04-SV25	
			Sample Date	/2008		03/18/2008		03/18/2008		03/18/2008		03/18/2008	
			Boring Location	P03		V-DP03		V-DP03		V-DP04		V-DP04	
Case Number	Chemical Name	Result Unit	Molecular Weight										
100-41-4	Ethylbenzene	ug/m3	106.2	U		4.78	J	21.70	U	4.78	J	21.70	U
100-42-5	Styrene	ug/m3	104.1	UJ		21.30	UJ	21.30	UJ	21.30	U	21.30	UJ
10061-01-5	cis-1,3-Dichloropropene	ug/m3	111	U		22.70	U	22.70	U	22.70	U	22.70	U
10061-02-6	trans-1,3-Dichloropropene	ug/m3	111	U		22.70	U	22.70	U	22.70	U	22.70	U
106-46-7	1,4-Dichlorobenzene	ug/m3	147	U		30.10	U	30.10	U	30.10	U	30.10	U
106-93-4	1,2-Dibromoethane	ug/m3	187.9	U		38.40	U	38.40	U	38.40	U	38.40	U
106-99-0	1,3-Butadiene	ug/m3	54.09	U		11.10	U	11.10	U	11.10	U	11.10	U
107-05-1	Allyl Chloride	ug/m3	76.53	U		15.70	U	15.70	U	15.70	U	15.70	U
107-06-2	1,2-Dichloroethane	ug/m3	98.96	U		20.20	U	20.20	U	20.20	U	20.20	U
108-10-1	4-Methyl-2-Pentanone	ug/m3	100.2	U		20.50	U	20.50	U	20.50	U	20.50	U
108-67-8	1,3,5-Trimethylbenzene	ug/m3	120.2	U		5.41	J	24.60	U	24.60	U	5.90	J
108-88-3	Toluene	ug/m3	92.14	J		20.70		26.00		14.70	J	20.30	
108-90-7	Chlorobenzene	ug/m3	112.6	U		23.00	U	23.00	U	23.00	U	23.00	U
109-99-9	Tetrahydrofuran	ug/m3	154	U		13.20	J	10.70	J	31.50	U	16.40	J
110-54-3	Hexane	ug/m3	86.17	U		17.60	U	17.60	U	17.60	U	17.60	U
110-82-7	CYCLOHEXANE	ug/m3	84.16	U		17.20	U	17.20	U	17.20	U	17.20	U
120-82-1	1,2,4-Trichlorobenzene	ug/m3	181.5	U		37.10	U	37.10	U	37.10	U	37.10	U
123-91-1	1,4-Dioxane	ug/m3	133	U		27.20	U	27.20	U	27.20	U	27.20	U
124-48-1	Dibromochloromethane	ug/m3	208.3	U		42.60	U	42.60	U	42.60	U	42.60	U
126777-61-2	m/p-Xylene	ug/m3	106.2	J		10.40	J	4.78	J	15.60	J	6.52	J
127-18-4	Tetrachloroethene	ug/m3	165.8	J		74.60		10.80	J	237.00	J	502.00	
142-82-5	n-Heptane	ug/m3	100.2	U		4.51	J	20.50	U	20.50	U	4.51	J
156-59-2	CIS-1,2-DICHLOROETHENE	ug/m3	96.94	U		14.30	J	19.80	U	143.00		476.00	
156-60-5	TRANS-1,2-DICHLOROETHENE	ug/m3	96.94	U		19.80	U	19.80	U	4.36	J	5.55	J
1634-04-4	Methyl t-Butyl Ether	ug/m3	88.15	U		18.00	U	18.00	U	18.00	U	18.00	U
540-84-1	2,2,4-Trimethylpentane	ug/m3	114.2	U		23.40	U	23.40	U	23.40	U	23.40	U
541-73-1	1,3-DICHLOROBENZENE	ug/m3	147	U		30.10	U	30.10	U	30.10	U	30.10	U
56-23-5	CARBON TETRACHLORIDE	ug/m3	153.8	U		2.52	U	2.52	U	2.52	U	2.52	U
593-60-2	Bromoethene	ug/m3	106.9	U		21.90	U	21.90	U	21.90	U	21.90	U
622-96-8	4-ETHYLTOLUENE	ug/m3	120.2	U		24.60	U	24.60	U	24.60	U	24.60	U
67-64-1	ACETONE	ug/m3	58.08	B		90.30	B	119.00	B	97.40	B	87.90	B
67-66-3	CHLOROFORM	ug/m3	119.4	U		24.40	U	24.40	U	46.40		137.00	
71-43-2	BENZENE	ug/m3	78.11	U		3.83	J	16.00	U	16.00	U	3.19	J
71-55-6	1,1,1-TRICHLOROETHANE	ug/m3	133.4			2460.00	D	27.30	U	16900.00	D	98200.00	D
74-83-9	BROMOMETHANE	ug/m3	94.94	U		19.40	U	19.40	U	19.40	U	19.40	U
74-87-3	CHLOROMETHANE	ug/m3	50.49	U		10.30	U	10.30	U	10.30	U	10.30	U
75-00-3	CHLOROETHANE	ug/m3	64.52	U		13.20	U	13.20	U	13.20	U	4.22	J
75-01-4	VINYL CHLORIDE	ug/m3	62.5	U		12.80	U	12.80	U	12.80	U	12.80	U
75-09-2	METHYLENE CHLORIDE	ug/m3	84.94	U		17.40	U	5.56	J	17.40	U	7.99	J
75-15-0	CARBON DISULFIDE	ug/m3	76.14	U		15.60	U	15.60	U	15.60	U	15.60	U
75-25-2	BROMOFORM	ug/m3	252.8	U		51.70	U	51.70	U	51.70	U	51.70	U
75-27-4	BROMODICHLOROMETHANE	ug/m3	163.8	U		33.50	U	33.50	U	33.50	U	33.50	U
75-34-3	1,1-DICHLOROETHANE	ug/m3	98.96	J		1210.00	D	20.20	U	8090.00	D	44500.00	D
75-35-4	1,1-DICHLOROETHENE	ug/m3	96.94	U		39.60		19.80	U	139.00		365.00	
75-65-0	tert-Butyl Alcohol	ug/m3	74.12	U		15.20	U	3.64	J	15.20	U	15.20	U
75-69-4	TRICHLOROFLUOROMETHANE	ug/m3	137.4	U		28.10	U	28.10	U	28.10	U	28.10	U
75-71-8	DICHLORODIFLUOROMETHANI	ug/m3	120.9	U		24.70	U	24.70	U	24.70	U	24.70	U
76-13-1	1,1,2-Trichloro-1,2,2-trifluoroetha	ug/m3	187.4	U		38.30	U	38.30	U	38.30	U	38.30	U
76-14-2	1,2-dichloro-1,1,2,2-tetrafluoroeth	ug/m3	170.9	U		34.90	U	34.90	U	34.90	U	34.90	U
78-87-5	1,2-DICHLOROPROPANE	ug/m3	113	U		23.10	U	23.10	U	23.10	U	23.10	U
78-93-3	2-BUTANONE	ug/m3	72.11			324.00		295.00	D	168.00	J	354.00	
79-00-5	1,1,2-TRICHLOROETHANE	ug/m3	133.4	U		27.30	U	27.30	U	27.30	U	27.30	U
79-01-6	TRICHLOROETHENE	ug/m3	131.4			48.40		2.47	U	376.00	J	1290.00	D
79-34-5	1,1,2,2-TETRACHLOROETHANE	ug/m3	167.9	U		34.30	U	34.30	U	34.30	U	34.30	U
80-62-6	Methyl Methacrylate	ug/m3	100.117	U		20.50	U	20.50	U	20.50	U	20.50	U
87-68-3	HEXACHLOROBUTADIENE	ug/m3	260.8	U		53.30	U	53.30	U	53.30	U	53.30	U
95-47-6	O-XYLENE	ug/m3	106.2	U		21.70	U	21.70	U	4.34	J	21.70	U
95-49-8	2-Chlorotoluene	ug/m3	126.58	U		25.90	U	25.90	U	25.90	U	25.90	U
95-50-1	1,2-DICHLOROBENZENE	ug/m3	147	U		30.10	U	30.10	U	30.10	U	30.10	U
95-63-6	1,2,4-TRIMETHYLBENZENE	ug/m3	120.2	U		24.60	U	24.60	U	6.39	J	24.60	U

Notes:
U - undefined ug/m3 - micrograms per cubic meter
SV - Soil Vapor J - estimated
DP - Direct Push ID - Identification
N - presumptive evidence of a compound

Appendix A
Table A-2 Groundwater Analytical Results

Table A-2
Groundwater Analytical Results
New Cassel Industrial Area
North Hempstead, NY

		Sample ID	130043A-DP01-GW55		130043A-DP02-GW55	
		Sample Date	03/13/2008		03/13/2008	
		Boring Location	A-DP01		A-DP02	
Case Number	Chemical Name	Result Unit				
100-41-4	Ethylbenzene	ug/l	0.5	U	0.5	U
100-42-5	Styrene	ug/l	0.5	U	0.5	U
10061-01-5	cis-1,3-Dichloropropene	ug/l	0.5	U	0.5	U
10061-02-6	trans-1,3-Dichloropropene	ug/l	0.5	U	0.5	U
106-46-7	1,4-Dichlorobenzene	ug/l	0.5	U	0.5	U
106-93-4	1,2-Dibromoethane	ug/l	0.5	U	0.5	U
107-06-2	1,2-Dichloroethane	ug/l	0.5	U	0.5	U
108-10-1	4-Methyl-2-Pentanone	ug/l	5	U	5	U
108-87-2	Metylcyclohexane	ug/l	0.5	U	0.5	U
108-88-3	Toluene	ug/l	0.5	U	0.5	U
108-90-7	Chlorobenzene	ug/l	0.5	U	0.5	U
110-82-7	CYCLOHEXANE	ug/l	0.5	U	0.5	U
120-82-1	1,2,4-Trichlorobenzene	ug/l	0.5	U	0.5	U
124-48-1	Dibromochloromethane	ug/l	0.5	U	0.5	U
127-18-4	Tetrachloroethene	ug/l	1		0.5	U
156-59-2	CIS-1,2-DICHLOROETHENE	ug/l	0.5	U	0.5	U
156-60-5	TRANS-1,2-DICHLOROETHENE	ug/l	0.5	U	0.5	U
1634-04-4	Methyl t-Butyl Ether	ug/l	0.93		0.5	U
179601-23-1	m,p-Xylene	ug/l	0.5	U	0.5	U
541-73-1	1,3-DICHLOROBENZENE	ug/l	0.5	U	0.5	U
56-23-5	CARBON TETRACHLORIDE	ug/l	0.5	U	0.5	U
591-78-6	2-HEXANONE	ug/l	5	U	5	U
67-64-1	ACETONE	ug/l	5	U	5	U
67-66-3	CHLOROFORM	ug/l	0.5	U	0.5	U
71-43-2	BENZENE	ug/l	0.5	U	0.5	U
71-55-6	1,1,1-TRICHLOROETHANE	ug/l	0.5	U	0.5	U
74-83-9	BROMOMETHANE	ug/l	0.5	U	0.5	U
74-87-3	CHLOROMETHANE	ug/l	0.5	U	0.5	U
74-97-5	BROMOCHLOROMETHANE	ug/l	0.5	U	0.5	U
75-00-3	CHLOROETHANE	ug/l	0.5	U	0.5	U
75-01-4	VINYL CHLORIDE	ug/l	0.5	U	0.5	U
75-09-2	METHYLENE CHLORIDE	ug/l	0.5	U	0.5	U
75-15-0	CARBON DISULFIDE	ug/l	0.5	UJ	0.5	UJ
75-25-2	BROMOFORM	ug/l	0.5	U	0.5	U
75-27-4	BROMODICHLOROMETHANE	ug/l	0.5	U	0.5	U
75-34-3	1,1-DICHLOROETHANE	ug/l	0.5	U	0.5	U
75-35-4	1,1-DICHLOROETHENE	ug/l	0.5	U	0.5	U
75-69-4	TRICHLOROFLUOROMETHANE	ug/l	0.5	U	0.5	U
75-71-8	DICHLORODIFLUOROMETHANE	ug/l	0.5	U	0.5	U
76-13-1	1,1,2-Trichloro-1,2,2-trifluoroethane	ug/l	0.5	U	0.5	U
78-87-5	1,2-DICHLOROPROPANE	ug/l	0.5	U	0.5	U
78-93-3	2-BUTANONE	ug/l	5	U	5	U
79-00-5	1,1,2-TRICHLOROETHANE	ug/l	0.5	U	0.5	U
79-01-6	TRICHLOROETHENE	ug/l	0.5	U	0.5	U
79-20-9	Methyl Acetate	ug/l	0.5	U	0.5	U
79-34-5	1,1,2,2-TETRACHLOROETHANE	ug/l	0.5	U	0.5	U
87-61-6	1,2,3-Trichlorobenzene	ug/l	0.5	U	0.5	U
95-47-6	O-XYLENE	ug/l	0.5	U	0.5	U
95-50-1	1,2-DICHLOROBENZENE	ug/l	0.5	U	0.5	U
96-12-8	1,2-Dibromo-3-chloropropane	ug/l	0.5	U	0.5	U
98-82-8	ISOPROPYLBENZENE	ug/l	0.5	U	0.5	U

Notes:
U - undefined ug/l - micrograms per Liter
GW - Groundwater J - estimated
DP - Direct Push ID - Identification
N - presumptive evidence of a compound

Table A-2
Groundwater Analytical Results
New Cassel Industrial Area
North Hempstead, NY

		Sample ID	130043A-DP03A-GW55		130043A-DP03-GW55		130043A-DP04-GW55	
		Sample Date	03/13/2008		03/12/2008		03/12/2008	
		Boring Location	A-DP03A		A-DP03		A-DP04	
Case Number	Chemical Name	Result Unit						
100-41-4	Ethylbenzene	ug/l	0.5	U	0.5	U	0.5	U
100-42-5	Styrene	ug/l	0.5	U	0.5	U	0.5	U
10061-01-5	cis-1,3-Dichloropropene	ug/l	0.5	U	0.5	U	0.5	U
10061-02-6	trans-1,3-Dichloropropene	ug/l	0.5	U	0.5	U	0.5	U
106-46-7	1,4-Dichlorobenzene	ug/l	0.5	U	0.5	U	0.5	U
106-93-4	1,2-Dibromoethane	ug/l	0.5	U	0.5	U	0.5	U
107-06-2	1,2-Dichloroethane	ug/l	0.5	U	0.5	U	0.5	U
108-10-1	4-Methyl-2-Pentanone	ug/l	5	U	5	U	5	U
108-87-2	Metylcyclohexane	ug/l	0.5	U	0.5	U	0.5	U
108-88-3	Toluene	ug/l	0.5	U	0.5	U	0.5	U
108-90-7	Chlorobenzene	ug/l	0.5	U	0.5	U	0.5	U
110-82-7	CYCLOHEXANE	ug/l	0.5	U	0.5	U	0.5	U
120-82-1	1,2,4-Trichlorobenzene	ug/l	0.5	U	0.5	U	0.5	U
124-48-1	Dibromochloromethane	ug/l	0.5	UJ	0.5	UJ	0.5	U
127-18-4	Tetrachloroethene	ug/l	5		1.9		6.9	
156-59-2	CIS-1,2-DICHLOROETHENE	ug/l	0.5	U	0.5	U	0.65	
156-60-5	TRANS-1,2-DICHLOROETHENE	ug/l	0.5	U	0.5	U	0.5	U
1634-04-4	Methyl t-Butyl Ether	ug/l	0.5	U	0.5	U	0.5	U
179601-23-1	m,p-Xylene	ug/l	0.5	U	0.5	U	0.5	U
541-73-1	1,3-DICHLOROBENZENE	ug/l	0.5	U	0.5	U	0.5	U
56-23-5	CARBON TETRACHLORIDE	ug/l	0.5	U	0.5	U	0.5	U
591-78-6	2-HEXANONE	ug/l	5	U	5	U	5	U
67-64-1	ACETONE	ug/l	5	U	5	U	5	U
67-66-3	CHLOROFORM	ug/l	9	J	1	J	0.98	
71-43-2	BENZENE	ug/l	0.5	U	0.5	U	0.5	U
71-55-6	1,1,1-TRICHLOROETHANE	ug/l	0.5	U	1.1		1.5	
74-83-9	BROMOMETHANE	ug/l	0.5	U	0.5	U	0.5	U
74-87-3	CHLOROMETHANE	ug/l	0.5	U	0.5	U	0.5	U
74-97-5	BROMOCHLOROMETHANE	ug/l	0.5	UJ	0.5	UJ	0.5	U
75-00-3	CHLOROETHANE	ug/l	0.5	U	0.5	U	0.5	U
75-01-4	VINYL CHLORIDE	ug/l	0.5	U	0.5	U	0.5	U
75-09-2	METHYLENE CHLORIDE	ug/l	0.5	U	0.5	U	0.5	U
75-15-0	CARBON DISULFIDE	ug/l	0.5	UJ	0.5	UJ	0.5	UJ
75-25-2	BROMOFORM	ug/l	0.5	UJ	0.5	UJ	0.5	U
75-27-4	BROMODICHLOROMETHANE	ug/l	0.5	U	0.5	U	0.5	U
75-34-3	1,1-DICHLOROETHANE	ug/l	0.5	UJ	0.5	UJ	0.5	U
75-35-4	1,1-DICHLOROETHENE	ug/l	0.5	U	0.5	U	0.5	U
75-69-4	TRICHLOROFLUOROMETHANE	ug/l	0.5	U	0.5	U	0.5	U
75-71-8	DICHLORODIFLUOROMETHANE	ug/l	0.5	U	0.5	U	0.5	U
76-13-1	1,1,2-Trichloro-1,2,2-trifluoroethane	ug/l	0.5	U	0.5	U	0.5	U
78-87-5	1,2-DICHLOROPROPANE	ug/l	0.5	U	0.5	U	0.5	U
78-93-3	2-BUTANONE	ug/l	5	U	5	U	5	U
79-00-5	1,1,2-TRICHLOROETHANE	ug/l	0.5	U	0.5	U	0.5	U
79-01-6	TRICHLOROETHENE	ug/l	1.8		0.5	U	7.3	J
79-20-9	Methyl Acetate	ug/l	0.5	U	0.5	U	0.5	U
79-34-5	1,1,2,2-TETRACHLOROETHANE	ug/l	0.5	UJ	0.5	UJ	0.5	UJ
87-61-6	1,2,3-Trichlorobenzene	ug/l	0.5	U	0.5	U	0.5	U
95-47-6	O-XYLENE	ug/l	0.5	U	0.5	U	0.5	U
95-50-1	1,2-DICHLOROBENZENE	ug/l	0.5	U	0.5	U	0.5	U
96-12-8	1,2-Dibromo-3-chloropropane	ug/l	0.5	UJ	0.5	UJ	0.5	UJ
98-82-8	ISOPROPYLBENZENE	ug/l	0.5	U	0.5	U	0.5	U

Notes:
U - undefined ug/l - micrograms per Liter
GW - Groundwater J - estimated
DP - Direct Push ID - Identification
N - presumptive evidence of a compound

Table A-2
Groundwater Analytical Results
New Cassel Industrial Area
North Hempstead, NY

		Sample ID	130043A-DP05-GW55		130043A-DP06-GW55		130043B-DP01-GW55	
		Sample Date	03/12/2008		03/12/2008		03/10/2008	
		Boring Location	A-DP05		A-DP04		B-DP01	
Case Number	Chemical Name	Result Unit						
100-41-4	Ethylbenzene	ug/l	0.5	U	0.5	U	0.5	U
100-42-5	Styrene	ug/l	0.5	U	0.5	U	0.5	U
10061-01-5	cis-1,3-Dichloropropene	ug/l	0.5	UJ	0.5	U	0.5	U
10061-02-6	trans-1,3-Dichloropropene	ug/l	0.5	UJ	0.5	U	0.5	U
106-46-7	1,4-Dichlorobenzene	ug/l	0.5	U	0.5	U	0.5	U
106-93-4	1,2-Dibromoethane	ug/l	0.5	U	0.5	U	0.5	U
107-06-2	1,2-Dichloroethane	ug/l	0.5	U	0.5	U	0.5	U
108-10-1	4-Methyl-2-Pentanone	ug/l	5	U	5	U	5	U
108-87-2	Metylcyclohexane	ug/l	0.5	U	0.5	U	0.5	U
108-88-3	Toluene	ug/l	0.5	U	0.5	U	0.5	U
108-90-7	Chlorobenzene	ug/l	0.5	U	0.5	U	0.5	U
110-82-7	CYCLOHEXANE	ug/l	0.5	U	0.5	U	0.5	U
120-82-1	1,2,4-Trichlorobenzene	ug/l	0.5	U	0.5	U	0.5	U
124-48-1	Dibromochloromethane	ug/l	0.5	U	0.5	U	0.5	U
127-18-4	Tetrachloroethene	ug/l	2		3.4		1.9	
156-59-2	CIS-1,2-DICHLOROETHENE	ug/l	0.5	U	0.5	U	0.5	U
156-60-5	TRANS-1,2-DICHLOROETHENE	ug/l	0.5	U	0.5	U	0.5	U
1634-04-4	Methyl t-Butyl Ether	ug/l	0.5	U	0.5	U	0.5	U
179601-23-1	m,p-Xylene	ug/l	0.5	U	0.5	U	0.5	U
541-73-1	1,3-DICHLOROBENZENE	ug/l	0.5	U	0.5	U	0.5	U
56-23-5	CARBON TETRACHLORIDE	ug/l	0.5	U	0.5	U	0.5	U
591-78-6	2-HEXANONE	ug/l	5	U	5	U	5	U
67-64-1	ACETONE	ug/l	5	U	5	U	5	U
67-66-3	CHLOROFORM	ug/l	0.5	U	0.5	U	0.5	U
71-43-2	BENZENE	ug/l	0.5	U	0.5	U	0.5	U
71-55-6	1,1,1-TRICHLOROETHANE	ug/l	0.5	U	1.6		1.3	
74-83-9	BROMOMETHANE	ug/l	0.5	U	0.5	U	0.5	UJ
74-87-3	CHLOROMETHANE	ug/l	0.5	U	0.5	U	0.5	U
74-97-5	BROMOCHLOROMETHANE	ug/l	0.5	U	0.5	U	0.5	U
75-00-3	CHLOROETHANE	ug/l	0.5	U	0.5	U	0.5	U
75-01-4	VINYL CHLORIDE	ug/l	0.5	U	0.5	U	0.5	U
75-09-2	METHYLENE CHLORIDE	ug/l	0.5	U	0.5	U	0.5	U
75-15-0	CARBON DISULFIDE	ug/l	0.5	U	0.5	UJ	0.5	U
75-25-2	BROMOFORM	ug/l	0.5	U	0.5	U	0.5	U
75-27-4	BROMODICHLOROMETHANE	ug/l	0.5	U	0.5	U	0.5	U
75-34-3	1,1-DICHLOROETHANE	ug/l	0.5	U	0.5	U	0.5	U
75-35-4	1,1-DICHLOROETHENE	ug/l	0.5	U	0.5	U	0.5	U
75-69-4	TRICHLOROFLUOROMETHANE	ug/l	0.5	U	0.5	U	0.5	U
75-71-8	DICHLORODIFLUOROMETHANE	ug/l	0.5	U	0.5	U	0.5	U
76-13-1	1,1,2-Trichloro-1,2,2-trifluoroethane	ug/l	0.5	U	0.5	U	0.5	U
78-87-5	1,2-DICHLOROPROPANE	ug/l	0.5	U	0.5	U	0.5	U
78-93-3	2-BUTANONE	ug/l	5	U	5	U	5	U
79-00-5	1,1,2-TRICHLOROETHANE	ug/l	0.5	UJ	0.5	U	0.5	U
79-01-6	TRICHLOROETHENE	ug/l	0.5	U	4.7	J	0.5	U
79-20-9	Methyl Acetate	ug/l	0.5	U	0.5	U	0.5	U
79-34-5	1,1,2,2-TETRACHLOROETHANE	ug/l	0.5	U	0.5	U	0.5	U
87-61-6	1,2,3-Trichlorobenzene	ug/l	0.5	U	0.5	U	0.5	U
95-47-6	O-XYLENE	ug/l	0.5	U	0.5	U	0.5	U
95-50-1	1,2-DICHLOROBENZENE	ug/l	0.5	U	0.5	U	0.5	U
96-12-8	1,2-Dibromo-3-chloropropane	ug/l	0.5	U	0.5	U	0.5	U
98-82-8	ISOPROPYLBENZENE	ug/l	0.5	U	0.5	U	0.5	U

Notes:
U - undefined ug/l - micrograms per Liter
GW - Groundwater J - estimated
DP - Direct Push ID - Identification
N - presumptive evidence of a compound

Table A-2
Groundwater Analytical Results
New Cassel Industrial Area
North Hempstead, NY

		Sample ID	130043B-DP02-GW55		130043B-DP03-GW55		130043B-DP04-GW55	
		Sample Date	03/10/2008		03/10/2008		03/11/2008	
		Boring Location	B-DP02		B-DP03		B-DP04	
Case Number	Chemical Name	Result Unit						
100-41-4	Ethylbenzene	ug/l	0.5	U	0.5	U	0.5	U
100-42-5	Styrene	ug/l	0.5	U	0.5	U	0.5	U
10061-01-5	cis-1,3-Dichloropropene	ug/l	0.5	U	0.5	U	0.5	U
10061-02-6	trans-1,3-Dichloropropene	ug/l	0.5	U	0.5	U	0.5	U
106-46-7	1,4-Dichlorobenzene	ug/l	0.5	U	0.5	U	0.5	U
106-93-4	1,2-Dibromoethane	ug/l	0.5	U	0.5	U	0.5	U
107-06-2	1,2-Dichloroethane	ug/l	0.5	U	0.5	U	0.5	U
108-10-1	4-Methyl-2-Pentanone	ug/l	5	U	5	UJ	5	U
108-87-2	Metylcyclohexane	ug/l	0.5	UJ	0.5	U	0.5	U
108-88-3	Toluene	ug/l	0.5	U	0.5	U	0.5	U
108-90-7	Chlorobenzene	ug/l	0.5	U	0.5	U	0.5	U
110-82-7	CYCLOHEXANE	ug/l	0.5	UJ	0.5	U	0.5	U
120-82-1	1,2,4-Trichlorobenzene	ug/l	0.5	U	0.5	U	0.5	U
124-48-1	Dibromochloromethane	ug/l	0.5	UJ	0.5	U	0.5	U
127-18-4	Tetrachloroethene	ug/l	1.8		5.1		7.1	
156-59-2	CIS-1,2-DICHLOROETHENE	ug/l	0.5	U	0.5	U	0.5	U
156-60-5	TRANS-1,2-DICHLOROETHENE	ug/l	0.5	U	0.5	U	0.5	U
1634-04-4	Methyl t-Butyl Ether	ug/l	0.5	U	0.84		0.5	U
179601-23-1	m,p-Xylene	ug/l	0.5	U	0.5	U	0.5	U
541-73-1	1,3-DICHLOROBENZENE	ug/l	0.5	U	0.5	U	0.5	U
56-23-5	CARBON TETRACHLORIDE	ug/l	0.5	U	0.5	U	0.5	U
591-78-6	2-HEXANONE	ug/l	5	U	5	UJ	5	U
67-64-1	ACETONE	ug/l	5	U	5	U	5	U
67-66-3	CHLOROFORM	ug/l	0.5	J	1.3		0.5	U
71-43-2	BENZENE	ug/l	0.5	U	0.5	U	0.5	U
71-55-6	1,1,1-TRICHLOROETHANE	ug/l	0.99		4.8		19	D
74-83-9	BROMOMETHANE	ug/l	0.5	U	0.5	UJ	0.5	U
74-87-3	CHLOROMETHANE	ug/l	0.5	U	0.5	U	0.5	U
74-97-5	BROMOCHLOROMETHANE	ug/l	0.5	UJ	0.5	U	0.5	U
75-00-3	CHLOROETHANE	ug/l	0.5	U	0.5	U	0.5	U
75-01-4	VINYL CHLORIDE	ug/l	0.5	U	0.5	U	0.5	U
75-09-2	METHYLENE CHLORIDE	ug/l	0.5	U	0.5	U	0.5	U
75-15-0	CARBON DISULFIDE	ug/l	0.5	U	0.5	U	0.5	UJ
75-25-2	BROMOFORM	ug/l	0.5	UJ	0.5	U	0.5	U
75-27-4	BROMODICHLOROMETHANE	ug/l	0.5	UJ	0.5	U	0.5	U
75-34-3	1,1-DICHLOROETHANE	ug/l	0.5	UJ	0.5	U	0.5	U
75-35-4	1,1-DICHLOROETHENE	ug/l	0.5	U	0.5	U	2.4	
75-69-4	TRICHLOROFLUOROMETHANE	ug/l	0.5	U	0.5	U	0.5	U
75-71-8	DICHLORODIFLUOROMETHANE	ug/l	0.5	U	0.5	U	0.5	U
76-13-1	1,1,2-Trichloro-1,2,2-trifluoroethane	ug/l	0.5	U	0.5	U	0.5	U
78-87-5	1,2-DICHLOROPROPANE	ug/l	0.5	UJ	0.5	U	0.5	U
78-93-3	2-BUTANONE	ug/l	5	U	5	U	5	U
79-00-5	1,1,2-TRICHLOROETHANE	ug/l	0.5	U	0.5	U	0.5	U
79-01-6	TRICHLOROETHENE	ug/l	0.5	U	0.5	U	0.5	U
79-20-9	Methyl Acetate	ug/l	0.5	U	0.5	U	0.5	U
79-34-5	1,1,2,2-TETRACHLOROETHANE	ug/l	0.5	UJ	0.5	U	0.5	U
87-61-6	1,2,3-Trichlorobenzene	ug/l	0.5	U	0.5	U	0.5	U
95-47-6	O-XYLENE	ug/l	0.5	U	0.5	U	0.5	U
95-50-1	1,2-DICHLOROBENZENE	ug/l	0.5	U	0.5	U	0.5	U
96-12-8	1,2-Dibromo-3-chloropropane	ug/l	0.5	UJ	0.5	U	0.5	U
98-82-8	ISOPROPYLBENZENE	ug/l	0.5	U	0.5	U	0.5	U

Notes:
U - undefined ug/l - micrograms per Liter
GW - Groundwater J - estimated
DP - Direct Push ID - Identification
N - presumptive evidence of a compound

Table A-2
Groundwater Analytical Results
New Cassel Industrial Area
North Hempstead, NY

		Sample ID	130043B-DP05-GW55	130043B-DP06-GW55	130043C-DP01-GW55
		Sample Date	03/10/2008	03/10/2008	03/21/2008
		Boring Location	B-DP05	B-DP01	C-DP01
Case Number	Chemical Name	Result Unit			
100-41-4	Ethylbenzene	ug/l	0.5 U	0.5 U	0.5 U
100-42-5	Styrene	ug/l	0.5 U	0.5 U	0.5 U
10061-01-5	cis-1,3-Dichloropropene	ug/l	0.5 U	0.5 U	0.5 U
10061-02-6	trans-1,3-Dichloropropene	ug/l	0.5 U	0.5 U	0.5 U
106-46-7	1,4-Dichlorobenzene	ug/l	0.5 U	0.5 U	0.5 U
106-93-4	1,2-Dibromoethane	ug/l	0.5 U	0.5 U	0.5 U
107-06-2	1,2-Dichloroethane	ug/l	0.5 U	0.5 U	0.5 U
108-10-1	4-Methyl-2-Pentanone	ug/l	5 U	5 U	5 U
108-87-2	Metylcyclohexane	ug/l	0.5 U	0.5 U	0.5 U
108-88-3	Toluene	ug/l	0.5 U	0.5 U	0.5 U
108-90-7	Chlorobenzene	ug/l	0.5 U	0.5 U	0.5 U
110-82-7	CYCLOHEXANE	ug/l	0.5 U	0.5 U	0.5 U
120-82-1	1,2,4-Trichlorobenzene	ug/l	0.5 U	0.5 U	0.5 U
124-48-1	Dibromochloromethane	ug/l	0.5 U	0.5 U	0.5 U
127-18-4	Tetrachloroethene	ug/l	5.2	1.9	0.66
156-59-2	CIS-1,2-DICHLOROETHENE	ug/l	0.5 U	0.5 U	0.5 U
156-60-5	TRANS-1,2-DICHLOROETHENE	ug/l	0.5 U	0.5 U	0.5 U
1634-04-4	Methyl t-Butyl Ether	ug/l	0.65	0.5 U	0.5 U
179601-23-1	m,p-Xylene	ug/l	0.5 U	0.5 U	0.5 U
541-73-1	1,3-DICHLOROBENZENE	ug/l	0.5 U	0.5 U	0.5 U
56-23-5	CARBON TETRACHLORIDE	ug/l	0.5 U	0.5 U	0.5 U
591-78-6	2-HEXANONE	ug/l	5 U	5 U	5 U
67-64-1	ACETONE	ug/l	5 U	5 U	8.4
67-66-3	CHLOROFORM	ug/l	0.5 U	0.5 U	0.5 U
71-43-2	BENZENE	ug/l	0.5 U	0.5 U	0.5 U
71-55-6	1,1,1-TRICHLOROETHANE	ug/l	1	1.4	0.5 U
74-83-9	BROMOMETHANE	ug/l	0.5 U	0.5 U	0.5 U
74-87-3	CHLOROMETHANE	ug/l	0.5 U	0.5 U	0.5 UJ
74-97-5	BROMOCHLOROMETHANE	ug/l	0.5 U	0.5 U	0.5 U
75-00-3	CHLOROETHANE	ug/l	0.5 U	0.5 U	0.5 U
75-01-4	VINYL CHLORIDE	ug/l	0.5 U	0.5 U	0.5 U
75-09-2	METHYLENE CHLORIDE	ug/l	0.5 U	0.5 U	0.5 U
75-15-0	CARBON DISULFIDE	ug/l	0.5 U	0.5 U	0.5 UJ
75-25-2	BROMOFORM	ug/l	0.5 U	0.5 U	0.5 U
75-27-4	BROMODICHLOROMETHANE	ug/l	0.5 U	0.5 U	0.5 U
75-34-3	1,1-DICHLOROETHANE	ug/l	0.5 U	0.5 U	0.5 U
75-35-4	1,1-DICHLOROETHENE	ug/l	0.5 U	0.5 U	0.5 U
75-69-4	TRICHLOROFLUOROMETHANE	ug/l	0.5 U	0.5 U	0.5 U
75-71-8	DICHLORODIFLUOROMETHANE	ug/l	0.5 U	0.5 U	0.5 U
76-13-1	1,1,2-Trichloro-1,2,2-trifluoroethane	ug/l	0.5 U	0.5 U	0.5 U
78-87-5	1,2-DICHLOROPROPANE	ug/l	0.5 U	0.5 U	0.5 U
78-93-3	2-BUTANONE	ug/l	5 U	5 U	5 U
79-00-5	1,1,2-TRICHLOROETHANE	ug/l	0.5 U	0.5 U	0.5 U
79-01-6	TRICHLOROETHENE	ug/l	31 D	0.5 U	0.5 U
79-20-9	Methyl Acetate	ug/l	0.5 U	0.5 U	0.5 U
79-34-5	1,1,2,2-TETRACHLOROETHANE	ug/l	0.5 U	0.5 U	0.5 U
87-61-6	1,2,3-Trichlorobenzene	ug/l	0.5 U	0.5 U	0.5 U
95-47-6	O-XYLENE	ug/l	0.5 U	0.5 U	0.5 U
95-50-1	1,2-DICHLOROBENZENE	ug/l	0.5 U	0.5 U	0.5 U
96-12-8	1,2-Dibromo-3-chloropropane	ug/l	0.5 U	0.5 U	0.5 U
98-82-8	ISOPROPYLBENZENE	ug/l	0.5 U	0.5 U	0.5 U

Notes:
U - undefined ug/l - micrograms per Liter
GW - Groundwater J - estimated
DP - Direct Push ID - Identification
N - presumptive evidence of a compound

Table A-2
Groundwater Analytical Results
New Cassel Industrial Area
North Hempstead, NY

		Sample ID	130043C-DP02-GW55	130043C-DP03-GW55	130043C-DP04-GW55
		Sample Date	03/21/2008	03/21/2008	03/19/2008
		Boring Location	C-DP02	C-DP03	C-DP04
Case Number	Chemical Name	Result Unit			
100-41-4	Ethylbenzene	ug/l	0.5 U	0.5 U	0.5 U
100-42-5	Styrene	ug/l	0.5 U	0.5 U	0.5 U
10061-01-5	cis-1,3-Dichloropropene	ug/l	0.5 U	0.5 U	0.5 U
10061-02-6	trans-1,3-Dichloropropene	ug/l	0.5 U	0.5 U	0.5 U
106-46-7	1,4-Dichlorobenzene	ug/l	0.5 U	0.5 U	0.5 U
106-93-4	1,2-Dibromoethane	ug/l	0.5 U	0.5 U	0.5 U
107-06-2	1,2-Dichloroethane	ug/l	0.5 U	0.5 U	0.5 U
108-10-1	4-Methyl-2-Pentanone	ug/l	5 U	5 U	5 U
108-87-2	Metylcyclohexane	ug/l	0.5 U	0.5 U	0.5 U
108-88-3	Toluene	ug/l	0.5 U	0.5 U	0.5 U
108-90-7	Chlorobenzene	ug/l	0.5 U	0.5 U	0.5 U
110-82-7	CYCLOHEXANE	ug/l	0.5 U	0.5 U	0.5 U
120-82-1	1,2,4-Trichlorobenzene	ug/l	0.5 U	0.5 U	0.5 U
124-48-1	Dibromochloromethane	ug/l	0.5 U	0.5 U	0.5 U
127-18-4	Tetrachloroethene	ug/l	1.3	1.8 J	1.3
156-59-2	CIS-1,2-DICHLOROETHENE	ug/l	0.5 U	0.5 U	0.5 U
156-60-5	TRANS-1,2-DICHLOROETHENE	ug/l	0.5 U	0.5 U	0.5 U
1634-04-4	Methyl t-Butyl Ether	ug/l	0.5 U	0.5 U	0.5 U
179601-23-1	m,p-Xylene	ug/l	0.5 U	0.5 U	0.5 U
541-73-1	1,3-DICHLOROBENZENE	ug/l	0.5 U	0.5 U	0.5 U
56-23-5	CARBON TETRACHLORIDE	ug/l	0.5 U	0.5 U	0.5 U
591-78-6	2-HEXANONE	ug/l	5 U	5 U	5 U
67-64-1	ACETONE	ug/l	10	5 U	5.1
67-66-3	CHLOROFORM	ug/l	0.5 U	0.5 U	0.5 U
71-43-2	BENZENE	ug/l	0.5 U	0.5 U	0.5 U
71-55-6	1,1,1-TRICHLOROETHANE	ug/l	0.53	0.74	0.71
74-83-9	BROMOMETHANE	ug/l	0.5 U	0.5 U	0.5 U
74-87-3	CHLOROMETHANE	ug/l	0.5 UJ	0.5 UJ	0.5 UJ
74-97-5	BROMOCHLOROMETHANE	ug/l	0.5 U	0.5 U	0.5 U
75-00-3	CHLOROETHANE	ug/l	0.5 U	0.5 U	0.5 U
75-01-4	VINYL CHLORIDE	ug/l	0.5 U	0.5 U	0.5 U
75-09-2	METHYLENE CHLORIDE	ug/l	0.8	0.5 U	0.5 U
75-15-0	CARBON DISULFIDE	ug/l	0.5 UJ	0.5 UJ	0.5 UJ
75-25-2	BROMOFORM	ug/l	0.5 U	0.5 U	0.5 U
75-27-4	BROMODICHLOROMETHANE	ug/l	0.5 U	0.5 U	0.5 U
75-34-3	1,1-DICHLOROETHANE	ug/l	0.5 U	0.5 U	0.5 U
75-35-4	1,1-DICHLOROETHENE	ug/l	0.5 U	0.5 U	0.5 U
75-69-4	TRICHLOROFLUOROMETHANE	ug/l	0.5 U	0.5 U	0.5 U
75-71-8	DICHLORODIFLUOROMETHANE	ug/l	0.5 U	0.5 U	0.5 U
76-13-1	1,1,2-Trichloro-1,2,2-trifluoroethane	ug/l	0.5 U	0.5 U	0.5 U
78-87-5	1,2-DICHLOROPROPANE	ug/l	0.5 U	0.5 U	0.5 U
78-93-3	2-BUTANONE	ug/l	5 U	5 U	5 U
79-00-5	1,1,2-TRICHLOROETHANE	ug/l	0.5 U	0.5 U	0.5 U
79-01-6	TRICHLOROETHENE	ug/l	0.5 U	0.61 J	0.5 U
79-20-9	Methyl Acetate	ug/l	0.5 U	0.5 U	0.5 U
79-34-5	1,1,2,2-TETRACHLOROETHANE	ug/l	0.5 U	0.5 U	0.5 U
87-61-6	1,2,3-Trichlorobenzene	ug/l	0.5 U	0.5 U	0.5 U
95-47-6	O-XYLENE	ug/l	0.5 U	0.5 U	0.5 U
95-50-1	1,2-DICHLOROBENZENE	ug/l	0.5 U	0.5 U	0.5 U
96-12-8	1,2-Dibromo-3-chloropropane	ug/l	0.5 U	0.5 U	0.5 U
98-82-8	ISOPROPYLBENZENE	ug/l	0.5 U	0.5 U	0.5 U

Notes:
U - undefined ug/l - micrograms per Liter
GW - Groundwater J - estimated
DP - Direct Push ID - Identification
N - presumptive evidence of a compound

Table A-2
Groundwater Analytical Results
New Cassel Industrial Area
North Hempstead, NY

		Sample ID	130043C-DP05-GW55	130043C-DP06-GW55	130043F-DP01-GW55
		Sample Date	03/19/2008	03/19/2008	03/03/2008
		Boring Location	C-DP05	C-DP04	F-DP01
Case Number	Chemical Name	Result Unit			
100-41-4	Ethylbenzene	ug/l	0.5 U	0.5 U	0.5 U
100-42-5	Styrene	ug/l	0.5 U	0.5 U	0.5 U
10061-01-5	cis-1,3-Dichloropropene	ug/l	0.5 U	0.5 U	0.5 U
10061-02-6	trans-1,3-Dichloropropene	ug/l	0.5 U	0.5 U	0.5 U
106-46-7	1,4-Dichlorobenzene	ug/l	0.5 U	0.5 U	0.5 U
106-93-4	1,2-Dibromoethane	ug/l	0.5 U	0.5 U	0.5 U
107-06-2	1,2-Dichloroethane	ug/l	0.5 U	0.5 U	0.5 U
108-10-1	4-Methyl-2-Pentanone	ug/l	5 U	5 U	5 U
108-87-2	Metylcyclohexane	ug/l	0.5 U	0.5 U	0.5 U
108-88-3	Toluene	ug/l	0.5 U	0.5 U	0.5 U
108-90-7	Chlorobenzene	ug/l	0.5 U	0.5 U	0.5 U
110-82-7	CYCLOHEXANE	ug/l	0.5 U	0.5 U	0.5 U
120-82-1	1,2,4-Trichlorobenzene	ug/l	0.5 U	0.5 U	0.5 U
124-48-1	Dibromochloromethane	ug/l	0.5 U	0.5 U	0.5 U
127-18-4	Tetrachloroethene	ug/l	1.9	1.7	1.9
156-59-2	CIS-1,2-DICHLOROETHENE	ug/l	0.5 U	0.5 U	0.5 U
156-60-5	TRANS-1,2-DICHLOROETHENE	ug/l	0.5 U	0.5 U	0.5 U
1634-04-4	Methyl t-Butyl Ether	ug/l	0.5 U	0.5 U	0.5 U
179601-23-1	m,p-Xylene	ug/l	0.5 U	0.5 U	0.5 U
541-73-1	1,3-DICHLOROBENZENE	ug/l	0.5 U	0.5 U	0.5 U
56-23-5	CARBON TETRACHLORIDE	ug/l	0.5 U	0.5 U	0.5 U
591-78-6	2-HEXANONE	ug/l	5 U	5 U	5 U
67-64-1	ACETONE	ug/l	5 U	5.6	5 U
67-66-3	CHLOROFORM	ug/l	0.5 U	0.5 U	0.5 U
71-43-2	BENZENE	ug/l	0.5 U	0.5 U	0.5 U
71-55-6	1,1,1-TRICHLOROETHANE	ug/l	2.3	0.96	0.5 U
74-83-9	BROMOMETHANE	ug/l	0.5 U	0.5 U	0.5 U
74-87-3	CHLOROMETHANE	ug/l	0.5 UJ	0.5 UJ	0.5 U
74-97-5	BROMOCHLOROMETHANE	ug/l	0.5 U	0.5 U	0.5 U
75-00-3	CHLOROETHANE	ug/l	0.5 U	0.5 U	0.5 U
75-01-4	VINYL CHLORIDE	ug/l	0.5 U	0.5 UJ	0.5 U
75-09-2	METHYLENE CHLORIDE	ug/l	0.5 U	0.5 U	0.5 U
75-15-0	CARBON DISULFIDE	ug/l	0.5 UJ	0.5 UJ	0.5 J
75-25-2	BROMOFORM	ug/l	0.5 U	0.5 U	0.5 U
75-27-4	BROMODICHLOROMETHANE	ug/l	0.5 U	0.5 U	0.5 U
75-34-3	1,1-DICHLOROETHANE	ug/l	0.92	0.5 U	0.5 U
75-35-4	1,1-DICHLOROETHENE	ug/l	0.5 U	0.5 U	0.5 U
75-69-4	TRICHLOROFLUOROMETHANE	ug/l	0.5 U	0.5 U	0.5 U
75-71-8	DICHLORODIFLUOROMETHANE	ug/l	0.5 U	0.5 UJ	0.5 U
76-13-1	1,1,2-Trichloro-1,2,2-trifluoroethane	ug/l	0.5 U	0.5 U	0.5 U
78-87-5	1,2-DICHLOROPROPANE	ug/l	0.5 U	0.5 U	0.5 U
78-93-3	2-BUTANONE	ug/l	5 U	5 U	5 U
79-00-5	1,1,2-TRICHLOROETHANE	ug/l	0.5 U	0.5 U	0.5 U
79-01-6	TRICHLOROETHENE	ug/l	0.5 U	0.5 U	0.5 J
79-20-9	Methyl Acetate	ug/l	0.5 U	0.5 U	0.5 U
79-34-5	1,1,2,2-TETRACHLOROETHANE	ug/l	0.5 U	0.5 U	0.5 U
87-61-6	1,2,3-Trichlorobenzene	ug/l	0.5 U	0.5 U	0.5 U
95-47-6	O-XYLENE	ug/l	0.5 U	0.5 U	0.5 U
95-50-1	1,2-DICHLOROBENZENE	ug/l	0.5 U	0.5 U	0.5 U
96-12-8	1,2-Dibromo-3-chloropropane	ug/l	0.5 U	0.5 U	0.5 U
98-82-8	ISOPROPYLBENZENE	ug/l	0.5 U	0.5 U	0.5 U

Notes:
U - undefined ug/l - micrograms per Liter
GW - Groundwater J - estimated
DP - Direct Push ID - Identification
N - presumptive evidence of a compound

Table A-2
Groundwater Analytical Results
New Cassel Industrial Area
North Hempstead, NY

		Sample ID	130043F-DP02-GW55		130043F-DP03-GW55		130043F-DP04-GW55	
		Sample Date	03/03/2008		03/06/2008		03/06/2008	
		Boring Location	F-DP02		F-DP03		F-DP04	
Case Number	Chemical Name	Result Unit						
100-41-4	Ethylbenzene	ug/l	0.5	U	0.5	U	0.5	U
100-42-5	Styrene	ug/l	0.5	U	0.5	U	0.5	U
10061-01-5	cis-1,3-Dichloropropene	ug/l	0.5	U	0.5	U	0.5	U
10061-02-6	trans-1,3-Dichloropropene	ug/l	0.5	U	0.5	U	0.5	U
106-46-7	1,4-Dichlorobenzene	ug/l	0.5	U	0.5	U	0.5	U
106-93-4	1,2-Dibromoethane	ug/l	0.5	U	0.5	U	0.5	U
107-06-2	1,2-Dichloroethane	ug/l	0.5	U	0.5	U	0.5	U
108-10-1	4-Methyl-2-Pentanone	ug/l	5	U	5	U	5	U
108-87-2	Metylcyclohexane	ug/l	0.5	U	0.5	U	0.5	U
108-88-3	Toluene	ug/l	0.5	U	0.58		0.5	U
108-90-7	Chlorobenzene	ug/l	0.5	U	0.5	U	0.5	U
110-82-7	CYCLOHEXANE	ug/l	0.5	U	0.5	U	0.5	U
120-82-1	1,2,4-Trichlorobenzene	ug/l	0.5	U	0.5	U	0.5	U
124-48-1	Dibromochloromethane	ug/l	0.5	U	0.5	U	0.5	U
127-18-4	Tetrachloroethene	ug/l	11	JB	9.1		2	
156-59-2	CIS-1,2-DICHLOROETHENE	ug/l	0.5	U	0.5	U	0.5	U
156-60-5	TRANS-1,2-DICHLOROETHENE	ug/l	0.5	U	0.5	U	0.5	U
1634-04-4	Methyl t-Butyl Ether	ug/l	0.5	U	0.5	U	0.5	U
179601-23-1	m,p-Xylene	ug/l	0.54	J	0.57		0.5	U
541-73-1	1,3-DICHLOROBENZENE	ug/l	0.5	U	0.5	U	0.5	U
56-23-5	CARBON TETRACHLORIDE	ug/l	0.5	U	0.5	U	0.5	U
591-78-6	2-HEXANONE	ug/l	5	U	5	U	5	U
67-64-1	ACETONE	ug/l	5	U	5	U	9.2	
67-66-3	CHLOROFORM	ug/l	0.5	U	0.5	U	0.53	
71-43-2	BENZENE	ug/l	0.5	U	0.5	U	0.5	U
71-55-6	1,1,1-TRICHLOROETHANE	ug/l	0.5	U	0.5	U	0.5	U
74-83-9	BROMOMETHANE	ug/l	0.5	U	0.5	U	0.5	U
74-87-3	CHLOROMETHANE	ug/l	0.5	U	0.5	U	0.5	U
74-97-5	BROMOCHLOROMETHANE	ug/l	0.5	U	0.5	U	0.5	U
75-00-3	CHLOROETHANE	ug/l	0.5	U	0.5	U	0.5	U
75-01-4	VINYL CHLORIDE	ug/l	0.5	U	0.5	U	0.5	U
75-09-2	METHYLENE CHLORIDE	ug/l	0.5	U	0.5	U	0.5	U
75-15-0	CARBON DISULFIDE	ug/l	0.5	U	0.5	U	0.5	U
75-25-2	BROMOFORM	ug/l	0.5	U	0.5	U	0.5	U
75-27-4	BROMODICHLOROMETHANE	ug/l	0.5	U	0.5	U	0.5	U
75-34-3	1,1-DICHLOROETHANE	ug/l	0.5	U	0.5	U	0.5	U
75-35-4	1,1-DICHLOROETHENE	ug/l	0.5	U	0.5	U	0.5	U
75-69-4	TRICHLOROFLUOROMETHANE	ug/l	0.5	U	0.59		0.5	U
75-71-8	DICHLORODIFLUOROMETHANE	ug/l	0.5	U	0.5	U	0.5	U
76-13-1	1,1,2-Trichloro-1,2,2-trifluoroethane	ug/l	0.5	U	0.5	U	0.5	U
78-87-5	1,2-DICHLOROPROPANE	ug/l	0.5	U	0.5	U	0.5	U
78-93-3	2-BUTANONE	ug/l	5	U	5	U	5	U
79-00-5	1,1,2-TRICHLOROETHANE	ug/l	0.5	U	0.5	U	0.5	U
79-01-6	TRICHLOROETHENE	ug/l	1	J	2.9		0.55	
79-20-9	Methyl Acetate	ug/l	0.5	U	0.5	U	0.5	U
79-34-5	1,1,2,2-TETRACHLOROETHANE	ug/l	0.5	U	0.5	U	0.5	U
87-61-6	1,2,3-Trichlorobenzene	ug/l	0.5	U	0.5	U	0.5	U
95-47-6	O-XYLENE	ug/l	0.5	U	0.5	U	0.5	U
95-50-1	1,2-DICHLOROBENZENE	ug/l	0.5	U	0.5	U	0.5	U
96-12-8	1,2-Dibromo-3-chloropropane	ug/l	0.5	U	0.5	U	0.5	U
98-82-8	ISOPROPYLBENZENE	ug/l	0.5	U	0.5	U	0.5	U

Notes:
U - undefined ug/l - micrograms per Liter
GW - Groundwater J - estimated
DP - Direct Push ID - Identification
N - presumptive evidence of a compound

Table A-2
Groundwater Analytical Results
New Cassel Industrial Area
North Hempstead, NY

		Sample ID	130043F-DP05-GW55		130043F-DP06-GW55		130043K-DP01-GW55	
		Sample Date	03/06/2008		03/03/2008		03/03/2008	
		Boring Location	F-DP05		F-DP01		K-DP01	
Case Number	Chemical Name	Result Unit						
100-41-4	Ethylbenzene	ug/l	10	U	0.5	U	0.5	U
100-42-5	Styrene	ug/l	10	U	0.5	U	0.5	U
10061-01-5	cis-1,3-Dichloropropene	ug/l	10	U	0.5	U	0.5	U
10061-02-6	trans-1,3-Dichloropropene	ug/l	10	U	0.5	U	0.5	U
106-46-7	1,4-Dichlorobenzene	ug/l	10	U	0.5	U	0.5	U
106-93-4	1,2-Dibromoethane	ug/l	10	U	0.5	U	0.5	U
107-06-2	1,2-Dichloroethane	ug/l	10	U	0.5	U	0.5	U
108-10-1	4-Methyl-2-Pentanone	ug/l	100	U	5	U	5	U
108-87-2	Metylcyclohexane	ug/l	10	U	0.5	U	0.5	U
108-88-3	Toluene	ug/l	10	U	0.5	U	0.5	U
108-90-7	Chlorobenzene	ug/l	10	U	0.5	U	0.5	U
110-82-7	CYCLOHEXANE	ug/l	10	U	0.5	U	0.5	U
120-82-1	1,2,4-Trichlorobenzene	ug/l	10	U	0.5	U	0.5	U
124-48-1	Dibromochloromethane	ug/l	10	U	0.5	U	0.5	U
127-18-4	Tetrachloroethene	ug/l	53		2.7		1.3	
156-59-2	CIS-1,2-DICHLOROETHENE	ug/l	32		0.5	U	0.5	U
156-60-5	TRANS-1,2-DICHLOROETHENE	ug/l	10	U	0.5	U	0.5	U
1634-04-4	Methyl t-Butyl Ether	ug/l	110		0.5	U	2.7	
179601-23-1	m,p-Xylene	ug/l	10	U	0.5	U	0.5	U
541-73-1	1,3-DICHLOROBENZENE	ug/l	10	U	0.5	U	0.5	U
56-23-5	CARBON TETRACHLORIDE	ug/l	10	U	0.5	U	0.5	U
591-78-6	2-HEXANONE	ug/l	100	U	5	U	5	U
67-64-1	ACETONE	ug/l	100	U	5	U	5	U
67-66-3	CHLOROFORM	ug/l	10	U	0.5	U	1.4	
71-43-2	BENZENE	ug/l	10	U	0.5	U	0.5	U
71-55-6	1,1,1-TRICHLOROETHANE	ug/l	10	U	0.5	U	0.5	U
74-83-9	BROMOMETHANE	ug/l	10	U	0.5	U	0.5	U
74-87-3	CHLOROMETHANE	ug/l	10	U	0.5	U	0.5	U
74-97-5	BROMOCHLOROMETHANE	ug/l	10	U	0.5	U	0.5	U
75-00-3	CHLOROETHANE	ug/l	10	U	0.5	U	0.5	U
75-01-4	VINYL CHLORIDE	ug/l	10	U	0.5	U	0.5	U
75-09-2	METHYLENE CHLORIDE	ug/l	10	U	0.5	U	0.5	U
75-15-0	CARBON DISULFIDE	ug/l	10	U	0.5	U	0.5	U
75-25-2	BROMOFORM	ug/l	10	U	0.5	UJ	0.5	UJ
75-27-4	BROMODICHLOROMETHANE	ug/l	10	U	0.5	U	0.5	U
75-34-3	1,1-DICHLOROETHANE	ug/l	10	U	0.5	U	0.5	U
75-35-4	1,1-DICHLOROETHENE	ug/l	10	U	0.5	U	0.5	U
75-69-4	TRICHLOROFLUOROMETHANE	ug/l	10	U	0.5	U	0.5	U
75-71-8	DICHLORODIFLUOROMETHANE	ug/l	10	U	0.5	U	0.5	U
76-13-1	1,1,2-Trichloro-1,2,2-trifluoroethane	ug/l	10	U	0.5	U	0.5	U
78-87-5	1,2-DICHLOROPROPANE	ug/l	10	U	0.5	U	0.5	U
78-93-3	2-BUTANONE	ug/l	100	U	5	U	5	U
79-00-5	1,1,2-TRICHLOROETHANE	ug/l	10	U	0.5	U	0.5	U
79-01-6	TRICHLOROETHENE	ug/l	47		0.5	U	0.71	
79-20-9	Methyl Acetate	ug/l	10	U	0.5	U	0.5	U
79-34-5	1,1,2,2-TETRACHLOROETHANE	ug/l	10	U	0.5	U	0.5	UJ
87-61-6	1,2,3-Trichlorobenzene	ug/l	10	U	0.5	U	0.5	U
95-47-6	O-XYLENE	ug/l	10	U	0.5	U	0.5	U
95-50-1	1,2-DICHLOROBENZENE	ug/l	10	U	0.5	U	0.5	U
96-12-8	1,2-Dibromo-3-chloropropane	ug/l	10	U	0.5	U	0.5	UJ
98-82-8	ISOPROPYLBENZENE	ug/l	10	U	0.5	U	0.5	U

Notes:
U - undefined ug/l - micrograms per Liter
GW - Groundwater J - estimated
DP - Direct Push ID - Identification
N - presumptive evidence of a compound

Table A-2
Groundwater Analytical Results
New Cassel Industrial Area
North Hempstead, NY

		Sample ID	130043K-DP02-GW55		130043K-DP03-GW55		130043K-DP04-GW55	
		Sample Date	03/04/2008		03/04/2008		03/05/2008	
		Boring Location	K-DP02		K-DP03		K-DP04	
Case Number	Chemical Name	Result Unit						
100-41-4	Ethylbenzene	ug/l	0.5	U	0.5	U	0.5	U
100-42-5	Styrene	ug/l	0.5	U	0.5	U	0.5	U
10061-01-5	cis-1,3-Dichloropropene	ug/l	0.5	U	0.5	U	0.5	U
10061-02-6	trans-1,3-Dichloropropene	ug/l	0.5	U	0.5	U	0.5	U
106-46-7	1,4-Dichlorobenzene	ug/l	0.5	U	0.5	U	0.5	U
106-93-4	1,2-Dibromoethane	ug/l	0.5	U	0.5	U	0.5	U
107-06-2	1,2-Dichloroethane	ug/l	0.5	U	0.5	U	0.5	U
108-10-1	4-Methyl-2-Pentanone	ug/l	5	U	5	U	5	U
108-87-2	Metylcyclohexane	ug/l	0.5	U	0.5	U	0.88	
108-88-3	Toluene	ug/l	0.57	J	0.5	U	0.5	U
108-90-7	Chlorobenzene	ug/l	0.5	U	0.5	U	0.5	U
110-82-7	CYCLOHEXANE	ug/l	0.5	U	0.5	U	0.5	U
120-82-1	1,2,4-Trichlorobenzene	ug/l	0.5	U	0.5	U	0.5	U
124-48-1	Dibromochloromethane	ug/l	0.5	U	0.5	U	0.5	U
127-18-4	Tetrachloroethene	ug/l	1.4	J	1.8	J	2.9	
156-59-2	CIS-1,2-DICHLOROETHENE	ug/l	0.5	U	1.6	J	0.5	U
156-60-5	TRANS-1,2-DICHLOROETHENE	ug/l	0.5	U	0.5	U	0.5	U
1634-04-4	Methyl t-Butyl Ether	ug/l	8.6	J	6.8	J	0.5	U
179601-23-1	m,p-Xylene	ug/l	0.5	U	0.5	U	0.5	U
541-73-1	1,3-DICHLOROBENZENE	ug/l	0.5	U	0.5	U	0.5	U
56-23-5	CARBON TETRACHLORIDE	ug/l	0.5	U	0.5	U	0.5	U
591-78-6	2-HEXANONE	ug/l	5	U	5	U	5	U
67-64-1	ACETONE	ug/l	5	U	5	U	5	U
67-66-3	CHLOROFORM	ug/l	1	J	0.93	J	0.57	
71-43-2	BENZENE	ug/l	0.5	U	0.5	U	0.5	U
71-55-6	1,1,1-TRICHLOROETHANE	ug/l	0.5	U	0.5	U	0.5	U
74-83-9	BROMOMETHANE	ug/l	0.5	U	0.5	U	0.5	U
74-87-3	CHLOROMETHANE	ug/l	0.5	U	0.5	U	0.5	U
74-97-5	BROMOCHLOROMETHANE	ug/l	0.5	U	0.5	U	0.5	U
75-00-3	CHLOROETHANE	ug/l	0.5	U	0.5	U	0.5	U
75-01-4	VINYL CHLORIDE	ug/l	0.5	U	0.5	U	0.5	U
75-09-2	METHYLENE CHLORIDE	ug/l	0.5	U	0.5	U	0.5	U
75-15-0	CARBON DISULFIDE	ug/l	0.5	U	0.5	U	0.5	U
75-25-2	BROMOFORM	ug/l	0.5	U	0.5	U	0.5	UJ
75-27-4	BROMODICHLOROMETHANE	ug/l	0.5	U	0.5	U	0.5	U
75-34-3	1,1-DICHLOROETHANE	ug/l	0.5	U	0.5	J	0.94	
75-35-4	1,1-DICHLOROETHENE	ug/l	0.5	U	0.5	U	0.5	U
75-69-4	TRICHLOROFLUOROMETHANE	ug/l	0.5	U	0.5	U	0.5	U
75-71-8	DICHLORODIFLUOROMETHANE	ug/l	0.5	U	0.5	U	0.5	U
76-13-1	1,1,2-Trichloro-1,2,2-trifluoroethane	ug/l	0.5	U	0.5	U	0.5	U
78-87-5	1,2-DICHLOROPROPANE	ug/l	0.5	U	0.5	U	0.5	U
78-93-3	2-BUTANONE	ug/l	5	U	5	U	5	U
79-00-5	1,1,2-TRICHLOROETHANE	ug/l	0.5	U	0.5	U	0.5	U
79-01-6	TRICHLOROETHENE	ug/l	1.2	J	2	J	0.8	
79-20-9	Methyl Acetate	ug/l	0.5	U	0.5	U	0.5	U
79-34-5	1,1,2,2-TETRACHLOROETHANE	ug/l	0.5	UJ	0.5	U	0.5	U
87-61-6	1,2,3-Trichlorobenzene	ug/l	0.5	U	0.5	U	0.5	U
95-47-6	O-XYLENE	ug/l	0.5	U	0.5	U	0.5	U
95-50-1	1,2-DICHLOROBENZENE	ug/l	0.5	U	0.5	U	0.5	U
96-12-8	1,2-Dibromo-3-chloropropane	ug/l	0.5	UJ	0.5	U	0.5	U
98-82-8	ISOPROPYLBENZENE	ug/l	0.5	U	0.5	U	0.5	U

Notes:
U - undefined ug/l - micrograms per Liter
GW - Groundwater J - estimated
DP - Direct Push ID - Identification
N - presumptive evidence of a compound

Table A-2
Groundwater Analytical Results
New Cassel Industrial Area
North Hempstead, NY

		Sample ID	130043K-DP05-GW55		130043K-DP06-GW55		130043N-DP01-GW55	
		Sample Date	03/05/2008		03/03/2008		03/25/2008	
		Boring Location	K-DP05		K-DP01		N-DP01	
Case Number	Chemical Name	Result Unit						
100-41-4	Ethylbenzene	ug/l	0.5	U	0.5	U	0.5	U
100-42-5	Styrene	ug/l	0.5	U	0.5	U	0.5	U
10061-01-5	cis-1,3-Dichloropropene	ug/l	0.5	U	0.5	U	0.5	U
10061-02-6	trans-1,3-Dichloropropene	ug/l	0.5	U	0.5	U	0.5	U
106-46-7	1,4-Dichlorobenzene	ug/l	0.5	U	0.5	U	0.5	U
106-93-4	1,2-Dibromoethane	ug/l	0.5	U	0.5	U	0.5	U
107-06-2	1,2-Dichloroethane	ug/l	0.5	U	0.5	U	0.5	U
108-10-1	4-Methyl-2-Pentanone	ug/l	5	U	5	U	5	U
108-87-2	Metylcyclohexane	ug/l	0.5	U	0.5	U	0.5	U
108-88-3	Toluene	ug/l	0.5	U	0.54		0.5	U
108-90-7	Chlorobenzene	ug/l	0.5	U	0.5	U	0.5	U
110-82-7	CYCLOHEXANE	ug/l	0.5	U	0.5	U	0.5	U
120-82-1	1,2,4-Trichlorobenzene	ug/l	0.5	U	0.5	U	0.5	U
124-48-1	Dibromochloromethane	ug/l	0.5	U	0.5	U	0.5	U
127-18-4	Tetrachloroethene	ug/l	2.6		0.96		0.5	U
156-59-2	CIS-1,2-DICHLOROETHENE	ug/l	1.2		0.5	U	0.5	U
156-60-5	TRANS-1,2-DICHLOROETHENE	ug/l	0.5	U	0.5	U	0.5	U
1634-04-4	Methyl t-Butyl Ether	ug/l	0.5	U	2.8		0.5	U
179601-23-1	m,p-Xylene	ug/l	0.5	U	0.5	U	0.5	U
541-73-1	1,3-DICHLOROBENZENE	ug/l	0.5	U	0.5	U	0.5	U
56-23-5	CARBON TETRACHLORIDE	ug/l	0.5	U	0.5	U	0.5	U
591-78-6	2-HEXANONE	ug/l	5	U	5	U	5	U
67-64-1	ACETONE	ug/l	5	U	5	U	5	U
67-66-3	CHLOROFORM	ug/l	0.5	U	1.3		0.5	U
71-43-2	BENZENE	ug/l	0.5	U	0.5	U	0.5	U
71-55-6	1,1,1-TRICHLOROETHANE	ug/l	0.81		0.5	U	0.56	
74-83-9	BROMOMETHANE	ug/l	0.5	U	0.5	U	0.5	U
74-87-3	CHLOROMETHANE	ug/l	0.5	U	0.5	U	0.5	U
74-97-5	BROMOCHLOROMETHANE	ug/l	0.5	U	0.5	U	0.5	U
75-00-3	CHLOROETHANE	ug/l	0.5	U	0.5	U	0.5	U
75-01-4	VINYL CHLORIDE	ug/l	0.5	U	0.5	U	0.5	U
75-09-2	METHYLENE CHLORIDE	ug/l	0.5	U	0.5	U	0.5	U
75-15-0	CARBON DISULFIDE	ug/l	0.5	U	0.5	U	0.5	UJ
75-25-2	BROMOFORM	ug/l	0.5	U	0.5	UJ	0.5	U
75-27-4	BROMODICHLOROMETHANE	ug/l	0.5	U	0.5	U	0.5	U
75-34-3	1,1-DICHLOROETHANE	ug/l	4.6		0.5	U	0.5	U
75-35-4	1,1-DICHLOROETHENE	ug/l	0.5	U	0.5	U	0.5	U
75-69-4	TRICHLOROFLUOROMETHANE	ug/l	0.5	U	0.5	U	0.5	U
75-71-8	DICHLORODIFLUOROMETHANE	ug/l	0.5	U	0.5	U	0.5	U
76-13-1	1,1,2-Trichloro-1,2,2-trifluoroethane	ug/l	0.5	U	0.5	U	0.5	U
78-87-5	1,2-DICHLOROPROPANE	ug/l	0.5	U	0.5	U	0.5	U
78-93-3	2-BUTANONE	ug/l	5	U	5	U	5	U
79-00-5	1,1,2-TRICHLOROETHANE	ug/l	0.5	U	0.5	U	0.5	U
79-01-6	TRICHLOROETHENE	ug/l	0.82		0.74		0.5	U
79-20-9	Methyl Acetate	ug/l	0.5	U	0.5	U	0.5	U
79-34-5	1,1,2,2-TETRACHLOROETHANE	ug/l	0.5	U	0.5	UJ	0.5	U
87-61-6	1,2,3-Trichlorobenzene	ug/l	0.5	U	0.5	U	0.5	U
95-47-6	O-XYLENE	ug/l	0.5	U	0.5	U	0.5	U
95-50-1	1,2-DICHLOROBENZENE	ug/l	0.5	U	0.5	U	0.5	U
96-12-8	1,2-Dibromo-3-chloropropane	ug/l	0.5	U	0.5	UJ	0.5	U
98-82-8	ISOPROPYLBENZENE	ug/l	0.5	U	0.5	U	0.5	U

Notes:
U - undefined ug/l - micrograms per Liter
GW - Groundwater J - estimated
DP - Direct Push ID - Identification
N - presumptive evidence of a compound

Table A-2
Groundwater Analytical Results
New Cassel Industrial Area
North Hempstead, NY

		Sample ID	130043N-DP02-GW55	130043N-DP03-GW55	130043N-DP04-GW55
		Sample Date	03/25/2008	03/24/2008	03/24/2008
		Boring Location	N-DP02	N-DP03	N-DP04
Case Number	Chemical Name	Result Unit			
100-41-4	Ethylbenzene	ug/l	0.5 U	0.5 U	0.5 U
100-42-5	Styrene	ug/l	0.5 U	0.5 U	0.5 U
10061-01-5	cis-1,3-Dichloropropene	ug/l	0.5 U	0.5 U	0.5 U
10061-02-6	trans-1,3-Dichloropropene	ug/l	0.5 U	0.5 U	0.5 U
106-46-7	1,4-Dichlorobenzene	ug/l	0.5 U	0.5 U	0.5 U
106-93-4	1,2-Dibromoethane	ug/l	0.5 U	0.5 U	0.5 U
107-06-2	1,2-Dichloroethane	ug/l	0.5 U	0.5 U	0.5 U
108-10-1	4-Methyl-2-Pentanone	ug/l	5 U	5 U	5 U
108-87-2	Metylcyclohexane	ug/l	0.5 U	0.5 U	0.5 U
108-88-3	Toluene	ug/l	0.5 U	0.5 U	0.5 U
108-90-7	Chlorobenzene	ug/l	0.5 U	0.5 U	0.5 U
110-82-7	CYCLOHEXANE	ug/l	0.5 U	0.5 U	0.5 U
120-82-1	1,2,4-Trichlorobenzene	ug/l	0.5 U	0.5 U	0.5 U
124-48-1	Dibromochloromethane	ug/l	0.5 U	0.5 U	0.5 U
127-18-4	Tetrachloroethene	ug/l	0.5 U	1.5 J	1.9
156-59-2	CIS-1,2-DICHLOROETHENE	ug/l	0.5 U	0.5 U	0.5 U
156-60-5	TRANS-1,2-DICHLOROETHENE	ug/l	0.5 U	0.5 U	0.5 U
1634-04-4	Methyl t-Butyl Ether	ug/l	0.5 U	0.5 U	0.5 U
179601-23-1	m,p-Xylene	ug/l	0.5 U	0.5 U	0.5 U
541-73-1	1,3-DICHLOROBENZENE	ug/l	0.5 U	0.5 U	0.5 U
56-23-5	CARBON TETRACHLORIDE	ug/l	0.5 U	0.5 U	0.5 U
591-78-6	2-HEXANONE	ug/l	5 U	5 U	5 U
67-64-1	ACETONE	ug/l	7.6	5.1 J	5 U
67-66-3	CHLOROFORM	ug/l	0.5 U	0.5 U	0.5 U
71-43-2	BENZENE	ug/l	0.5 U	0.5 U	0.5 U
71-55-6	1,1,1-TRICHLOROETHANE	ug/l	4	14 J	0.5 U
74-83-9	BROMOMETHANE	ug/l	0.5 U	0.5 U	0.5 U
74-87-3	CHLOROMETHANE	ug/l	0.5 U	0.5 U	0.5 U
74-97-5	BROMOCHLOROMETHANE	ug/l	0.5 U	0.5 U	0.5 U
75-00-3	CHLOROETHANE	ug/l	0.5 U	0.5 U	0.5 U
75-01-4	VINYL CHLORIDE	ug/l	0.5 U	0.5 U	0.5 U
75-09-2	METHYLENE CHLORIDE	ug/l	0.5 U	0.5 U	0.5 U
75-15-0	CARBON DISULFIDE	ug/l	0.5 UJ	0.5 UJ	0.5 UJ
75-25-2	BROMOFORM	ug/l	0.5 U	0.5 U	0.5 U
75-27-4	BROMODICHLOROMETHANE	ug/l	0.5 U	0.5 U	0.5 U
75-34-3	1,1-DICHLOROETHANE	ug/l	0.5 U	0.5 U	0.5 U
75-35-4	1,1-DICHLOROETHENE	ug/l	0.5 U	0.5 U	0.5 U
75-69-4	TRICHLOROFLUOROMETHANE	ug/l	0.5 U	0.5 U	0.5 U
75-71-8	DICHLORODIFLUOROMETHANE	ug/l	0.5 U	0.5 U	0.5 U
76-13-1	1,1,2-Trichloro-1,2,2-trifluoroethane	ug/l	0.5 U	0.5 U	0.5 U
78-87-5	1,2-DICHLOROPROPANE	ug/l	0.5 U	0.5 U	0.5 U
78-93-3	2-BUTANONE	ug/l	5 U	5 U	5 U
79-00-5	1,1,2-TRICHLOROETHANE	ug/l	0.5 U	0.5 U	0.5 U
79-01-6	TRICHLOROETHENE	ug/l	0.5 U	1.4 J	0.5 U
79-20-9	Methyl Acetate	ug/l	0.5 U	0.5 U	0.5 U
79-34-5	1,1,2,2-TETRACHLOROETHANE	ug/l	0.5 U	0.5 U	0.5 U
87-61-6	1,2,3-Trichlorobenzene	ug/l	0.5 U	0.5 U	0.5 U
95-47-6	O-XYLENE	ug/l	0.5 U	0.5 U	0.5 U
95-50-1	1,2-DICHLOROBENZENE	ug/l	0.5 U	0.5 U	0.5 U
96-12-8	1,2-Dibromo-3-chloropropane	ug/l	0.5 U	0.5 U	0.5 U
98-82-8	ISOPROPYLBENZENE	ug/l	0.5 U	0.5 U	0.5 U

Notes:
U - undefined ug/l - micrograms per Liter
GW - Groundwater J - estimated
DP - Direct Push ID - Identification
N - presumptive evidence of a compound

Table A-2
Groundwater Analytical Results
New Cassel Industrial Area
North Hempstead, NY

		Sample ID	130043N-DP05-GW55		130043N-DP06-GW55		130043V-DP01-GW55	
		Sample Date	03/24/2008		03/24/2008		03/18/2000	
		Boring Location	N-DP05		N-DP04		V-DP01	
Case Number	Chemical Name	Result Unit						
100-41-4	Ethylbenzene	ug/l	0.5	U	0.5	U	0.5	U
100-42-5	Styrene	ug/l	0.5	U	0.5	U	0.5	U
10061-01-5	cis-1,3-Dichloropropene	ug/l	0.5	U	0.5	U	0.5	U
10061-02-6	trans-1,3-Dichloropropene	ug/l	0.5	U	0.5	U	0.5	U
106-46-7	1,4-Dichlorobenzene	ug/l	0.5	U	0.5	U	0.5	U
106-93-4	1,2-Dibromoethane	ug/l	0.5	U	0.5	U	0.5	U
107-06-2	1,2-Dichloroethane	ug/l	0.5	U	0.5	U	0.5	U
108-10-1	4-Methyl-2-Pentanone	ug/l	5	U	5	U	5	U
108-87-2	Metylcyclohexane	ug/l	0.5	U	0.5	U	0.5	U
108-88-3	Toluene	ug/l	0.5	U	0.5	U	0.5	U
108-90-7	Chlorobenzene	ug/l	0.5	U	0.5	U	0.5	U
110-82-7	CYCLOHEXANE	ug/l	0.5	U	0.5	U	0.5	U
120-82-1	1,2,4-Trichlorobenzene	ug/l	0.5	U	0.5	U	0.5	U
124-48-1	Dibromochloromethane	ug/l	0.5	U	0.5	U	0.5	U
127-18-4	Tetrachloroethene	ug/l	27	EJ	2	J	3	
156-59-2	CIS-1,2-DICHLOROETHENE	ug/l	0.5	U	0.5	U	3.4	J
156-60-5	TRANS-1,2-DICHLOROETHENE	ug/l	0.5	U	0.5	U	0.5	U
1634-04-4	Methyl t-Butyl Ether	ug/l	0.5	U	0.5	U	0.5	U
179601-23-1	m,p-Xylene	ug/l	0.5	U	0.5	U	0.5	U
541-73-1	1,3-DICHLOROBENZENE	ug/l	0.5	U	0.5	U	0.5	U
56-23-5	CARBON TETRACHLORIDE	ug/l	0.5	U	0.5	U	0.5	U
591-78-6	2-HEXANONE	ug/l	5	U	5	U	5	U
67-64-1	ACETONE	ug/l	17	J	5	U	5	U
67-66-3	CHLOROFORM	ug/l	0.5	U	0.5	U	0.53	
71-43-2	BENZENE	ug/l	0.5	U	0.5	U	0.5	U
71-55-6	1,1,1-TRICHLOROETHANE	ug/l	0.5	U	0.5	U	43	D
74-83-9	BROMOMETHANE	ug/l	0.5	U	0.5	U	0.5	U
74-87-3	CHLOROMETHANE	ug/l	0.5	U	0.5	U	0.5	U
74-97-5	BROMOCHLOROMETHANE	ug/l	0.5	U	0.5	U	0.5	U
75-00-3	CHLOROETHANE	ug/l	0.5	U	0.5	U	0.5	U
75-01-4	VINYL CHLORIDE	ug/l	0.5	U	0.5	U	0.5	U
75-09-2	METHYLENE CHLORIDE	ug/l	0.5	U	0.5	U	0.5	U
75-15-0	CARBON DISULFIDE	ug/l	0.5	UJ	0.5	UJ	0.5	UJ
75-25-2	BROMOFORM	ug/l	0.5	U	0.5	U	0.5	U
75-27-4	BROMODICHLOROMETHANE	ug/l	0.5	U	0.5	U	0.5	U
75-34-3	1,1-DICHLOROETHANE	ug/l	0.5	U	0.5	U	30	D
75-35-4	1,1-DICHLOROETHENE	ug/l	0.5	U	0.5	U	20	D
75-69-4	TRICHLOROFLUOROMETHANE	ug/l	0.5	U	0.5	U	0.5	U
75-71-8	DICHLORODIFLUOROMETHANE	ug/l	0.5	U	0.5	U	0.5	U
76-13-1	1,1,2-Trichloro-1,2,2-trifluoroethane	ug/l	0.5	U	0.5	U	0.5	U
78-87-5	1,2-DICHLOROPROPANE	ug/l	0.5	U	0.5	U	0.5	U
78-93-3	2-BUTANONE	ug/l	5	U	5	U	5	U
79-00-5	1,1,2-TRICHLOROETHANE	ug/l	0.5	U	0.5	U	0.5	U
79-01-6	TRICHLOROETHENE	ug/l	0.5	U	0.5	U	10	
79-20-9	Methyl Acetate	ug/l	0.5	U	0.5	U	0.5	U
79-34-5	1,1,2,2-TETRACHLOROETHANE	ug/l	0.5	U	0.5	U	0.5	U
87-61-6	1,2,3-Trichlorobenzene	ug/l	0.5	U	0.5	U	0.5	U
95-47-6	O-XYLENE	ug/l	0.5	U	0.5	U	0.5	U
95-50-1	1,2-DICHLOROBENZENE	ug/l	0.5	U	0.5	U	0.5	U
96-12-8	1,2-Dibromo-3-chloropropane	ug/l	0.5	U	0.5	U	0.5	U
98-82-8	ISOPROPYLBENZENE	ug/l	0.5	U	0.5	U	0.5	U

Notes:
U - undefined ug/l - micrograms per Liter
GW - Groundwater J - estimated
DP - Direct Push ID - Identification
N - presumptive evidence of a compound

Table A-2
Groundwater Analytical Results
New Cassel Industrial Area
North Hempstead, NY

		Sample ID	130043V-DP02-GW55		130043V-DP03-GW55		130043V-DP04-GW55	
		Sample Date	03/17/2008		03/17/2008		03/17/2008	
		Boring Location	V-DP02		V-DP03		V-DP04	
Case Number	Chemical Name	Result Unit						
100-41-4	Ethylbenzene	ug/l	0.5	U	0.5	U	0.5	U
100-42-5	Styrene	ug/l	0.5	U	0.5	U	0.5	U
10061-01-5	cis-1,3-Dichloropropene	ug/l	0.5	U	0.5	U	0.5	U
10061-02-6	trans-1,3-Dichloropropene	ug/l	0.5	U	0.5	U	0.5	U
106-46-7	1,4-Dichlorobenzene	ug/l	0.5	U	0.5	U	0.5	U
106-93-4	1,2-Dibromoethane	ug/l	0.5	U	0.5	U	0.5	U
107-06-2	1,2-Dichloroethane	ug/l	0.5	U	0.5	U	0.5	U
108-10-1	4-Methyl-2-Pentanone	ug/l	5	U	5	U	5	U
108-87-2	Metylcyclohexane	ug/l	0.5	U	0.5	U	0.5	U
108-88-3	Toluene	ug/l	0.5	U	0.5	U	0.5	U
108-90-7	Chlorobenzene	ug/l	0.5	U	0.5	U	0.5	U
110-82-7	CYCLOHEXANE	ug/l	0.5	U	0.5	U	0.5	U
120-82-1	1,2,4-Trichlorobenzene	ug/l	0.5	U	0.5	U	0.5	U
124-48-1	Dibromochloromethane	ug/l	0.5	U	0.5	UJ	0.5	U
127-18-4	Tetrachloroethene	ug/l	7.3		4.1		3.4	
156-59-2	CIS-1,2-DICHLOROETHENE	ug/l	3	J	12		1.4	J
156-60-5	TRANS-1,2-DICHLOROETHENE	ug/l	0.5	U	0.5	U	0.5	U
1634-04-4	Methyl t-Butyl Ether	ug/l	0.5	U	0.5	U	0.5	U
179601-23-1	m,p-Xylene	ug/l	0.5	U	0.5	U	0.5	U
541-73-1	1,3-DICHLOROBENZENE	ug/l	0.5	U	0.5	U	0.5	U
56-23-5	CARBON TETRACHLORIDE	ug/l	0.5	U	0.5	U	0.5	U
591-78-6	2-HEXANONE	ug/l	5	U	5	U	5	U
67-64-1	ACETONE	ug/l	5	U	5	U	5	U
67-66-3	CHLOROFORM	ug/l	1		1.7	J	0.5	U
71-43-2	BENZENE	ug/l	0.5	U	0.5	U	0.5	U
71-55-6	1,1,1-TRICHLOROETHANE	ug/l	58	D	22	D	70	D
74-83-9	BROMOMETHANE	ug/l	0.5	U	0.5	U	0.5	U
74-87-3	CHLOROMETHANE	ug/l	0.5	U	0.5	U	0.5	U
74-97-5	BROMOCHLOROMETHANE	ug/l	0.5	U	0.5	UJ	0.5	U
75-00-3	CHLOROETHANE	ug/l	0.5	U	0.5	U	0.5	U
75-01-4	VINYL CHLORIDE	ug/l	0.5	U	0.5	U	0.5	U
75-09-2	METHYLENE CHLORIDE	ug/l	0.5	U	0.5	U	0.5	U
75-15-0	CARBON DISULFIDE	ug/l	0.5	UJ	0.5	UJ	0.5	UJ
75-25-2	BROMOFORM	ug/l	0.5	U	0.5	UJ	0.5	U
75-27-4	BROMODICHLOROMETHANE	ug/l	0.5	U	0.5	U	0.5	U
75-34-3	1,1-DICHLOROETHANE	ug/l	40	D	25	D	45	D
75-35-4	1,1-DICHLOROETHENE	ug/l	53	D	10		21	D
75-69-4	TRICHLOROFLUOROMETHANE	ug/l	0.5	U	0.5	U	0.5	U
75-71-8	DICHLORODIFLUOROMETHANE	ug/l	0.5	U	0.5	U	0.5	U
76-13-1	1,1,2-Trichloro-1,2,2-trifluoroethane	ug/l	0.5	U	0.5	U	0.5	U
78-87-5	1,2-DICHLOROPROPANE	ug/l	0.5	U	0.5	U	0.5	U
78-93-3	2-BUTANONE	ug/l	5	U	5	U	5	U
79-00-5	1,1,2-TRICHLOROETHANE	ug/l	0.5	U	0.5	U	0.5	U
79-01-6	TRICHLOROETHENE	ug/l	38	D	9.8		3.3	
79-20-9	Methyl Acetate	ug/l	0.5	U	0.5	U	0.5	U
79-34-5	1,1,2,2-TETRACHLOROETHANE	ug/l	0.5	U	0.5	UJ	0.5	U
87-61-6	1,2,3-Trichlorobenzene	ug/l	0.5	U	0.5	U	0.5	U
95-47-6	O-XYLENE	ug/l	0.5	U	0.5	U	0.5	U
95-50-1	1,2-DICHLOROBENZENE	ug/l	0.5	U	0.5	U	0.5	U
96-12-8	1,2-Dibromo-3-chloropropane	ug/l	0.5	U	0.5	UJ	0.5	U
98-82-8	ISOPROPYLBENZENE	ug/l	0.5	U	0.5	U	0.5	U

Notes:
U - undefined ug/l - micrograms per Liter
GW - Groundwater J - estimated
DP - Direct Push ID - Identification
N - presumptive evidence of a compound

Table A-2
Groundwater Analytical Results
New Cassel Industrial Area
North Hempstead, NY

		Sample ID	130043V-DP05-GW55		130043V-DP06-GW55	
		Sample Date	03/17/2008		03/17/2008	
		Boring Location	V-DP05		V-DP04	
Case Number	Chemical Name	Result Unit				
100-41-4	Ethylbenzene	ug/l	0.5	U	0.5	U
100-42-5	Styrene	ug/l	0.5	U	0.5	U
10061-01-5	cis-1,3-Dichloropropene	ug/l	0.5	U	0.5	U
10061-02-6	trans-1,3-Dichloropropene	ug/l	0.5	U	0.5	U
106-46-7	1,4-Dichlorobenzene	ug/l	0.5	U	0.5	U
106-93-4	1,2-Dibromoethane	ug/l	0.5	U	0.5	U
107-06-2	1,2-Dichloroethane	ug/l	0.5	U	0.5	U
108-10-1	4-Methyl-2-Pentanone	ug/l	5	U	5	U
108-87-2	Metylcyclohexane	ug/l	0.5	U	0.5	U
108-88-3	Toluene	ug/l	0.5	U	0.5	U
108-90-7	Chlorobenzene	ug/l	0.5	U	0.5	U
110-82-7	CYCLOHEXANE	ug/l	0.5	U	0.5	U
120-82-1	1,2,4-Trichlorobenzene	ug/l	0.5	U	0.5	U
124-48-1	Dibromochloromethane	ug/l	0.5	U	0.5	U
127-18-4	Tetrachloroethene	ug/l	1		3.4	
156-59-2	CIS-1,2-DICHLOROETHENE	ug/l	1.3		1.5	J
156-60-5	TRANS-1,2-DICHLOROETHENE	ug/l	0.5	U	0.5	U
1634-04-4	Methyl t-Butyl Ether	ug/l	0.5	U	0.5	U
179601-23-1	m,p-Xylene	ug/l	0.5	U	0.5	U
541-73-1	1,3-DICHLOROBENZENE	ug/l	0.5	U	0.5	U
56-23-5	CARBON TETRACHLORIDE	ug/l	0.5	U	0.5	U
591-78-6	2-HEXANONE	ug/l	5	U	5	U
67-64-1	ACETONE	ug/l	5	U	5	U
67-66-3	CHLOROFORM	ug/l	0.5	U	0.52	
71-43-2	BENZENE	ug/l	0.5	U	0.5	U
71-55-6	1,1,1-TRICHLOROETHANE	ug/l	23	D	66	D
74-83-9	BROMOMETHANE	ug/l	0.5	U	0.5	U
74-87-3	CHLOROMETHANE	ug/l	0.5	U	0.5	U
74-97-5	BROMOCHLOROMETHANE	ug/l	0.5	U	0.5	U
75-00-3	CHLOROETHANE	ug/l	0.5	U	0.5	U
75-01-4	VINYL CHLORIDE	ug/l	0.5	U	0.5	U
75-09-2	METHYLENE CHLORIDE	ug/l	0.5	U	0.5	U
75-15-0	CARBON DISULFIDE	ug/l	0.5	UJ	0.5	UJ
75-25-2	BROMOFORM	ug/l	0.5	U	0.5	U
75-27-4	BROMODICHLOROMETHANE	ug/l	0.5	U	0.5	U
75-34-3	1,1-DICHLOROETHANE	ug/l	37	D	44	D
75-35-4	1,1-DICHLOROETHENE	ug/l	0.5	U	19	
75-69-4	TRICHLOROFLUOROMETHANE	ug/l	0.5	U	0.5	U
75-71-8	DICHLORODIFLUOROMETHANE	ug/l	0.5	U	0.5	U
76-13-1	1,1,2-Trichloro-1,2,2-trifluoroethane	ug/l	0.5	U	0.5	U
78-87-5	1,2-DICHLOROPROPANE	ug/l	0.5	U	0.5	U
78-93-3	2-BUTANONE	ug/l	5	U	5	U
79-00-5	1,1,2-TRICHLOROETHANE	ug/l	0.5	U	0.5	U
79-01-6	TRICHLOROETHENE	ug/l	1.4		3.5	
79-20-9	Methyl Acetate	ug/l	0.5	U	0.5	U
79-34-5	1,1,2,2-TETRACHLOROETHANE	ug/l	0.5	U	0.5	U
87-61-6	1,2,3-Trichlorobenzene	ug/l	0.5	U	0.5	U
95-47-6	O-XYLENE	ug/l	0.5	U	0.5	U
95-50-1	1,2-DICHLOROBENZENE	ug/l	0.5	U	0.5	U
96-12-8	1,2-Dibromo-3-chloropropane	ug/l	0.5	U	0.5	U
98-82-8	ISOPROPYLBENZENE	ug/l	0.5	U	0.5	U

Notes:
U - undefined ug/l - micrograms per Liter
GW - Groundwater J - estimated
DP - Direct Push ID - Identification
N - presumptive evidence of a compound

Appendix A
Table A-3 Field Blank and Trip Blank Analytical Results

Table A-3
Field Trip Blank Analytical Results
New Cassel Industrial Area
North Hempstead, NY

		Sample ID	130043A-FB-Z1970		130043A-FB-Z2003	
		Sample Date	03/05/2008		03/13/2008	
Case Number	Chemical Name	Result Unit				
100-41-4	Ethylbenzene	ug/l	0.5	U	0.5	U
100-42-5	Styrene	ug/l	0.5	U	0.5	U
10061-01-5	cis-1,3-Dichloropropene	ug/l	0.5	U	0.5	U
10061-02-6	trans-1,3-Dichloropropene	ug/l	0.5	U	0.5	U
106-46-7	1,4-Dichlorobenzene	ug/l	0.5	U	0.5	U
106-93-4	1,2-Dibromoethane	ug/l	0.5	U	0.5	U
107-06-2	1,2-Dichloroethane	ug/l	0.5	U	0.5	U
108-10-1	4-Methyl-2-Pentanone	ug/l	5	U	5	U
108-87-2	Metylcyclohexane	ug/l	0.5	U	0.5	U
108-88-3	Toluene	ug/l	0.5	U	0.5	U
108-90-7	Chlorobenzene	ug/l	0.5	U	0.5	U
110-82-7	CYCLOHEXANE	ug/l	0.5	U	0.5	U
120-82-1	1,2,4-Trichlorobenzene	ug/l	0.5	U	0.5	U
124-48-1	Dibromochloromethane	ug/l	0.5	U	0.5	U
127-18-4	Tetrachloroethene	ug/l	0.5	U	0.5	U
156-59-2	CIS-1,2-DICHLOROETHENE	ug/l	0.5	U	0.5	U
156-60-5	TRANS-1,2-DICHLOROETHENE	ug/l	0.5	U	0.5	U
1634-04-4	Methyl t-Butyl Ether	ug/l	0.5	U	0.5	U
179601-23-1	m,p-Xylene	ug/l	0.5	U	0.5	U
541-73-1	1,3-DICHLOROBENZENE	ug/l	0.5	U	0.5	U
56-23-5	CARBON TETRACHLORIDE	ug/l	0.5	U	0.5	U
591-78-6	2-HEXANONE	ug/l	5	U	5	U
67-64-1	ACETONE	ug/l	5	U	5	U
67-66-3	CHLOROFORM	ug/l	0.5	U	0.5	U
71-43-2	BENZENE	ug/l	0.5	U	0.5	U
71-55-6	1,1,1-TRICHLOROETHANE	ug/l	0.5	U	0.5	U
74-83-9	BROMOMETHANE	ug/l	0.5	U	0.5	U
74-87-3	CHLOROMETHANE	ug/l	0.5	U	0.5	U
74-97-5	BROMOCHLOROMETHANE	ug/l	0.5	U	0.5	U
75-00-3	CHLOROETHANE	ug/l	0.5	U	0.5	U
75-01-4	VINYL CHLORIDE	ug/l	0.5	U	0.5	U
75-09-2	METHYLENE CHLORIDE	ug/l	0.5	U	0.5	U
75-15-0	CARBON DISULFIDE	ug/l	0.5	UJ	0.5	UJ
75-25-2	BROMOFORM	ug/l	0.5	U	0.5	U
75-27-4	BROMODICHLOROMETHANE	ug/l	0.5	U	0.5	U
75-34-3	1,1-DICHLOROETHANE	ug/l	0.5	U	0.5	U
75-35-4	1,1-DICHLOROETHENE	ug/l	0.5	U	0.5	U
75-69-4	TRICHLOROFLUOROMETHANE	ug/l	0.5	U	0.5	U
75-71-8	DICHLORODIFLUOROMETHANE	ug/l	0.5	U	0.5	U
76-13-1	1,1,2-Trichloro-1,2,2-trifluoroethane	ug/l	0.5	U	0.5	U
78-87-5	1,2-DICHLOROPROPANE	ug/l	0.5	U	0.5	U
78-93-3	2-BUTANONE	ug/l	5	U	5	U
79-00-5	1,1,2-TRICHLOROETHANE	ug/l	0.5	U	0.5	U
79-01-6	TRICHLOROETHENE	ug/l	0.5	U	0.5	U
79-20-9	Methyl Acetate	ug/l	0.5	U	0.5	U
79-34-5	1,1,2,2-TETRACHLOROETHANE	ug/l	0.5	U	0.5	U
87-61-6	1,2,3-Trichlorobenzene	ug/l	0.5	U	0.5	U
95-47-6	O-XYLENE	ug/l	0.5	U	0.5	U
95-50-1	1,2-DICHLOROBENZENE	ug/l	0.5	U	0.5	U
96-12-8	1,2-Dibromo-3-chloropropane	ug/l	0.5	U	0.5	U
98-82-8	ISOPROPYLBENZENE	ug/l	0.5	U	0.5	U
TIC	unknown19.52	ug/l			0.67	J
TIC000541-05-9	Cyclotrisiloxane, hexamethyl-	ug/l				
TIC000556-67-2	Cyclotetrasiloxane, octamethyl-	ug/l	0.54	J		
TIC018479-57-7	2-Octanol, 2,6-dimethyl-	ug/l				
TICE966796	Total Alkanes	ug/l	0		0	

Notes:
U - undefined
FB - Field Blank
TB - Trip Blank
N - presumptive evidence of a compound
ug/l - micrograms per Liter
J - estimated
ID - Identification

CDM

Table A-3
Field Trip Blank Analytical Results
New Cassel Industrial Area
North Hempstead, NY

		Sample ID	130043A-TB-Z1970	
		Sample Date	03/12/2008	
Case Number	Chemical Name	Result Unit		
100-41-4	Ethylbenzene	ug/l	0.5	U
100-42-5	Styrene	ug/l	0.5	U
10061-01-5	cis-1,3-Dichloropropene	ug/l	0.5	U
10061-02-6	trans-1,3-Dichloropropene	ug/l	0.5	U
106-46-7	1,4-Dichlorobenzene	ug/l	0.5	U
106-93-4	1,2-Dibromoethane	ug/l	0.5	U
107-06-2	1,2-Dichloroethane	ug/l	0.5	U
108-10-1	4-Methyl-2-Pentanone	ug/l	5	U
108-87-2	Metylcyclohexane	ug/l	0.5	U
108-88-3	Toluene	ug/l	0.5	U
108-90-7	Chlorobenzene	ug/l	0.5	U
110-82-7	CYCLOHEXANE	ug/l	0.5	U
120-82-1	1,2,4-Trichlorobenzene	ug/l	0.5	U
124-48-1	Dibromochloromethane	ug/l	0.5	U
127-18-4	Tetrachloroethene	ug/l	0.5	U
156-59-2	CIS-1,2-DICHLOROETHENE	ug/l	0.5	U
156-60-5	TRANS-1,2-DICHLOROETHENE	ug/l	0.5	U
1634-04-4	Methyl t-Butyl Ether	ug/l	0.5	U
179601-23-1	m,p-Xylene	ug/l	0.5	U
541-73-1	1,3-DICHLOROBENZENE	ug/l	0.5	U
56-23-5	CARBON TETRACHLORIDE	ug/l	0.5	U
591-78-6	2-HEXANONE	ug/l	5	U
67-64-1	ACETONE	ug/l	5	U
67-66-3	CHLOROFORM	ug/l	0.5	U
71-43-2	BENZENE	ug/l	0.5	U
71-55-6	1,1,1-TRICHLOROETHANE	ug/l	0.5	U
74-83-9	BROMOMETHANE	ug/l	0.5	U
74-87-3	CHLOROMETHANE	ug/l	0.5	U
74-97-5	BROMOCHLOROMETHANE	ug/l	0.5	U
75-00-3	CHLOROETHANE	ug/l	0.5	U
75-01-4	VINYL CHLORIDE	ug/l	0.5	U
75-09-2	METHYLENE CHLORIDE	ug/l	0.5	U
75-15-0	CARBON DISULFIDE	ug/l	0.5	UJ
75-25-2	BROMOFORM	ug/l	0.5	U
75-27-4	BROMODICHLOROMETHANE	ug/l	0.5	U
75-34-3	1,1-DICHLOROETHANE	ug/l	0.5	U
75-35-4	1,1-DICHLOROETHENE	ug/l	0.5	U
75-69-4	TRICHLOROFLUOROMETHANE	ug/l	0.5	U
75-71-8	DICHLORODIFLUOROMETHANE	ug/l	0.5	U
76-13-1	1,1,2-Trichloro-1,2,2-trifluoroethane	ug/l	0.5	U
78-87-5	1,2-DICHLOROPROPANE	ug/l	0.5	U
78-93-3	2-BUTANONE	ug/l	5	U
79-00-5	1,1,2-TRICHLOROETHANE	ug/l	0.5	U
79-01-6	TRICHLOROETHENE	ug/l	0.5	U
79-20-9	Methyl Acetate	ug/l	0.5	U
79-34-5	1,1,2,2-TETRACHLOROETHANE	ug/l	0.5	U
87-61-6	1,2,3-Trichlorobenzene	ug/l	0.5	U
95-47-6	O-XYLENE	ug/l	0.5	U
95-50-1	1,2-DICHLOROBENZENE	ug/l	0.5	U
96-12-8	1,2-Dibromo-3-chloropropane	ug/l	0.5	U
98-82-8	ISOPROPYLBENZENE	ug/l	0.5	U
TIC	unknown19.52	ug/l		
TIC000541-05-9	Cyclotrisiloxane, hexamethyl-	ug/l		
TIC000556-67-2	Cyclotetrasiloxane, octamethyl-	ug/l	0.72	J
TIC018479-57-7	2-Octanol, 2,6-dimethyl-	ug/l		
TICE966796	Total Alkanes	ug/l	0	

Notes:
U - undefined
FB - Field Blank
TB - Trip Blank
N - presumptive evidence of a compound
ug/l - micrograms per Liter
J - estimated
ID - Identification

Table A-3
Field Trip Blank Analytical Results
New Cassel Industrial Area
North Hempstead, NY

		Sample ID	130043A-TB-Z2003		130043B-FB-Z1907	
		Sample Date	03/05/2008		03/10/2008	
Case Number	Chemical Name	Result Unit				
100-41-4	Ethylbenzene	ug/l	0.5	U	0.5	U
100-42-5	Styrene	ug/l	0.5	U	0.5	U
10061-01-5	cis-1,3-Dichloropropene	ug/l	0.5	U	0.5	U
10061-02-6	trans-1,3-Dichloropropene	ug/l	0.5	U	0.5	U
106-46-7	1,4-Dichlorobenzene	ug/l	0.5	U	0.5	U
106-93-4	1,2-Dibromoethane	ug/l	0.5	U	0.5	U
107-06-2	1,2-Dichloroethane	ug/l	0.5	U	0.5	U
108-10-1	4-Methyl-2-Pentanone	ug/l	5	U	5	U
108-87-2	Metylcyclohexane	ug/l	0.5	U	0.5	U
108-88-3	Toluene	ug/l	0.5	U	0.5	U
108-90-7	Chlorobenzene	ug/l	0.5	U	0.5	U
110-82-7	CYCLOHEXANE	ug/l	0.5	U	0.5	U
120-82-1	1,2,4-Trichlorobenzene	ug/l	0.5	U	0.5	U
124-48-1	Dibromochloromethane	ug/l	0.5	U	0.5	U
127-18-4	Tetrachloroethene	ug/l	0.5	U	0.5	U
156-59-2	CIS-1,2-DICHLOROETHENE	ug/l	0.5	U	0.5	U
156-60-5	TRANS-1,2-DICHLOROETHENE	ug/l	0.5	U	0.5	U
1634-04-4	Methyl t-Butyl Ether	ug/l	0.5	U	0.5	U
179601-23-1	m,p-Xylene	ug/l	0.5	U	0.5	U
541-73-1	1,3-DICHLOROBENZENE	ug/l	0.5	U	0.5	U
56-23-5	CARBON TETRACHLORIDE	ug/l	0.5	U	0.5	U
591-78-6	2-HEXANONE	ug/l	5	U	5	U
67-64-1	ACETONE	ug/l	5	U	5	U
67-66-3	CHLOROFORM	ug/l	0.5	U	0.5	U
71-43-2	BENZENE	ug/l	0.5	U	0.5	U
71-55-6	1,1,1-TRICHLOROETHANE	ug/l	0.5	U	0.5	U
74-83-9	BROMOMETHANE	ug/l	0.5	U	0.5	UJ
74-87-3	CHLOROMETHANE	ug/l	0.5	U	0.5	U
74-97-5	BROMOCHLOROMETHANE	ug/l	0.5	U	0.5	U
75-00-3	CHLOROETHANE	ug/l	0.5	U	0.5	U
75-01-4	VINYL CHLORIDE	ug/l	0.5	U	0.5	U
75-09-2	METHYLENE CHLORIDE	ug/l	0.5	U	0.5	U
75-15-0	CARBON DISULFIDE	ug/l	0.5	UJ	0.5	U
75-25-2	BROMOFORM	ug/l	0.5	U	0.5	U
75-27-4	BROMODICHLOROMETHANE	ug/l	0.5	U	0.5	U
75-34-3	1,1-DICHLOROETHANE	ug/l	0.5	U	0.5	U
75-35-4	1,1-DICHLOROETHENE	ug/l	0.5	U	0.5	U
75-69-4	TRICHLOROFLUOROMETHANE	ug/l	0.5	U	0.5	U
75-71-8	DICHLORODIFLUOROMETHANE	ug/l	0.5	U	0.5	U
76-13-1	1,1,2-Trichloro-1,2,2-trifluoroethane	ug/l	0.5	U	0.5	U
78-87-5	1,2-DICHLOROPROPANE	ug/l	0.5	U	0.5	U
78-93-3	2-BUTANONE	ug/l	5	U	5	U
79-00-5	1,1,2-TRICHLOROETHANE	ug/l	0.5	U	0.5	U
79-01-6	TRICHLOROETHENE	ug/l	0.5	U	0.5	U
79-20-9	Methyl Acetate	ug/l	0.5	U	0.5	U
79-34-5	1,1,2,2-TETRACHLOROETHANE	ug/l	0.5	U	0.5	U
87-61-6	1,2,3-Trichlorobenzene	ug/l	0.5	U	0.5	U
95-47-6	O-XYLENE	ug/l	0.5	U	0.5	U
95-50-1	1,2-DICHLOROBENZENE	ug/l	0.5	U	0.5	U
96-12-8	1,2-Dibromo-3-chloropropane	ug/l	0.5	U	0.5	U
98-82-8	ISOPROPYLBENZENE	ug/l	0.5	U	0.5	U
TIC	unknown19.52	ug/l	0.58	J		
TIC000541-05-9	Cyclotrisiloxane, hexamethyl-	ug/l				
TIC000556-67-2	Cyclotetrasiloxane, octamethyl-	ug/l	0.61	J		
TIC018479-57-7	2-Octanol, 2,6-dimethyl-	ug/l				
TICE966796	Total Alkanes	ug/l	0		0	

Notes:
U - undefined ug/l - micrograms per Liter
FB - Field Blank J - estimated
TB - Trip Blank ID - Identification
N - presumptive evidence of a compound

Table A-3
Field Trip Blank Analytical Results
New Cassel Industrial Area
North Hempstead, NY

		Sample ID	130043B-FB-Z1963		130043B-TB-Z1907	
		Sample Date	03/11/2008		03/05/2008	
Case Number	Chemical Name	Result Unit				
100-41-4	Ethylbenzene	ug/l	0.5	U	0.5	U
100-42-5	Styrene	ug/l	0.5	U	0.5	U
10061-01-5	cis-1,3-Dichloropropene	ug/l	0.5	U	0.5	U
10061-02-6	trans-1,3-Dichloropropene	ug/l	0.5	U	0.5	U
106-46-7	1,4-Dichlorobenzene	ug/l	0.5	U	0.5	U
106-93-4	1,2-Dibromoethane	ug/l	0.5	U	0.5	U
107-06-2	1,2-Dichloroethane	ug/l	0.5	U	0.5	U
108-10-1	4-Methyl-2-Pentanone	ug/l	5	U	5	U
108-87-2	Metylcyclohexane	ug/l	0.5	U	0.5	U
108-88-3	Toluene	ug/l	0.5	U	0.5	U
108-90-7	Chlorobenzene	ug/l	0.5	U	0.5	U
110-82-7	CYCLOHEXANE	ug/l	0.5	U	0.5	U
120-82-1	1,2,4-Trichlorobenzene	ug/l	0.5	U	0.5	U
124-48-1	Dibromochloromethane	ug/l	0.5	U	0.5	U
127-18-4	Tetrachloroethene	ug/l	0.5	U	0.5	U
156-59-2	CIS-1,2-DICHLOROETHENE	ug/l	0.5	U	0.5	U
156-60-5	TRANS-1,2-DICHLOROETHENE	ug/l	0.5	U	0.5	U
1634-04-4	Methyl t-Butyl Ether	ug/l	0.5	U	0.5	U
179601-23-1	m,p-Xylene	ug/l	0.5	U	0.5	U
541-73-1	1,3-DICHLOROBENZENE	ug/l	0.5	U	0.5	U
56-23-5	CARBON TETRACHLORIDE	ug/l	0.5	U	0.5	U
591-78-6	2-HEXANONE	ug/l	5	U	5	U
67-64-1	ACETONE	ug/l	5	U	5	U
67-66-3	CHLOROFORM	ug/l	0.5	U	0.5	U
71-43-2	BENZENE	ug/l	0.5	U	0.5	U
71-55-6	1,1,1-TRICHLOROETHANE	ug/l	0.5	U	0.5	U
74-83-9	BROMOMETHANE	ug/l	0.5	U	0.5	UJ
74-87-3	CHLOROMETHANE	ug/l	0.5	U	0.5	U
74-97-5	BROMOCHLOROMETHANE	ug/l	0.5	U	0.5	U
75-00-3	CHLOROETHANE	ug/l	0.5	U	0.5	U
75-01-4	VINYL CHLORIDE	ug/l	0.5	U	0.5	U
75-09-2	METHYLENE CHLORIDE	ug/l	0.5	U	0.5	U
75-15-0	CARBON DISULFIDE	ug/l	0.5	UJ	0.5	U
75-25-2	BROMOFORM	ug/l	0.5	U	0.5	U
75-27-4	BROMODICHLOROMETHANE	ug/l	0.5	U	0.5	U
75-34-3	1,1-DICHLOROETHANE	ug/l	0.5	U	0.5	U
75-35-4	1,1-DICHLOROETHENE	ug/l	0.5	U	0.5	U
75-69-4	TRICHLOROFLUOROMETHANE	ug/l	0.5	U	0.5	U
75-71-8	DICHLORODIFLUOROMETHANE	ug/l	0.5	U	0.5	U
76-13-1	1,1,2-Trichloro-1,2,2-trifluoroethane	ug/l	0.5	U	0.5	U
78-87-5	1,2-DICHLOROPROPANE	ug/l	0.5	U	0.5	U
78-93-3	2-BUTANONE	ug/l	5	U	5	U
79-00-5	1,1,2-TRICHLOROETHANE	ug/l	0.5	U	0.5	U
79-01-6	TRICHLOROETHENE	ug/l	0.5	U	0.5	U
79-20-9	Methyl Acetate	ug/l	0.5	U	0.5	U
79-34-5	1,1,2,2-TETRACHLOROETHANE	ug/l	0.5	U	0.5	U
87-61-6	1,2,3-Trichlorobenzene	ug/l	0.5	U	0.5	U
95-47-6	O-XYLENE	ug/l	0.5	U	0.5	U
95-50-1	1,2-DICHLOROBENZENE	ug/l	0.5	U	0.5	U
96-12-8	1,2-Dibromo-3-chloropropane	ug/l	0.5	U	0.5	U
98-82-8	ISOPROPYLBENZENE	ug/l	0.5	U	0.5	U
TIC	unknown19.52	ug/l			0.81	JN
TIC000541-05-9	Cyclotrisiloxane, hexamethyl-	ug/l			0.53	JN
TIC000556-67-2	Cyclotetrasiloxane, octamethyl-	ug/l	0.76	J	1	JN
TIC018479-57-7	2-Octanol, 2,6-dimethyl-	ug/l				
TICE966796	Total Alkanes	ug/l	0	J	0	

Notes:
U - undefined ug/l - micrograms per Liter
FB - Field Blank J - estimated
TB - Trip Blank ID - Identification
N - presumptive evidence of a compound

Table A-3
Field Trip Blank Analytical Results
New Cassel Industrial Area
North Hempstead, NY

		Sample ID	130043B-TB-Z1963		130043C-FB-Z2052	
		Sample Date	03/11/2008		03/19/2008	
Case Number	Chemical Name	Result Unit				
100-41-4	Ethylbenzene	ug/l	0.5	U	0.5	U
100-42-5	Styrene	ug/l	0.5	U	0.5	U
10061-01-5	cis-1,3-Dichloropropene	ug/l	0.5	U	0.5	U
10061-02-6	trans-1,3-Dichloropropene	ug/l	0.5	U	0.5	U
106-46-7	1,4-Dichlorobenzene	ug/l	0.5	U	0.5	U
106-93-4	1,2-Dibromoethane	ug/l	0.5	U	0.5	U
107-06-2	1,2-Dichloroethane	ug/l	0.5	U	0.5	U
108-10-1	4-Methyl-2-Pentanone	ug/l	5	U	5	U
108-87-2	Metylcyclohexane	ug/l	0.5	U	0.5	U
108-88-3	Toluene	ug/l	0.5	U	0.5	U
108-90-7	Chlorobenzene	ug/l	0.5	U	0.5	U
110-82-7	CYCLOHEXANE	ug/l	0.5	U	0.5	U
120-82-1	1,2,4-Trichlorobenzene	ug/l	0.5	U	0.5	U
124-48-1	Dibromochloromethane	ug/l	0.5	U	0.5	U
127-18-4	Tetrachloroethene	ug/l	0.5	U	0.5	U
156-59-2	CIS-1,2-DICHLOROETHENE	ug/l	0.5	U	0.5	U
156-60-5	TRANS-1,2-DICHLOROETHENE	ug/l	0.5	U	0.5	U
1634-04-4	Methyl t-Butyl Ether	ug/l	0.5	U	0.5	U
179601-23-1	m,p-Xylene	ug/l	0.5	U	0.5	U
541-73-1	1,3-DICHLOROBENZENE	ug/l	0.5	U	0.5	U
56-23-5	CARBON TETRACHLORIDE	ug/l	0.5	U	0.5	U
591-78-6	2-HEXANONE	ug/l	5	U	5	U
67-64-1	ACETONE	ug/l	5	U	5	U
67-66-3	CHLOROFORM	ug/l	0.5	U	0.5	U
71-43-2	BENZENE	ug/l	0.5	U	0.5	U
71-55-6	1,1,1-TRICHLOROETHANE	ug/l	0.5	U	0.5	U
74-83-9	BROMOMETHANE	ug/l	0.5	U	0.5	U
74-87-3	CHLOROMETHANE	ug/l	0.5	U	0.5	UJ
74-97-5	BROMOCHLOROMETHANE	ug/l	0.5	U	0.5	U
75-00-3	CHLOROETHANE	ug/l	0.5	U	0.5	U
75-01-4	VINYL CHLORIDE	ug/l	0.5	U	0.5	U
75-09-2	METHYLENE CHLORIDE	ug/l	0.5	U	0.5	U
75-15-0	CARBON DISULFIDE	ug/l	0.5	U	0.5	UJ
75-25-2	BROMOFORM	ug/l	0.5	U	0.5	U
75-27-4	BROMODICHLOROMETHANE	ug/l	0.5	U	0.5	U
75-34-3	1,1-DICHLOROETHANE	ug/l	0.5	U	0.5	U
75-35-4	1,1-DICHLOROETHENE	ug/l	0.5	U	0.5	U
75-69-4	TRICHLOROFLUOROMETHANE	ug/l	0.5	U	0.5	U
75-71-8	DICHLORODIFLUOROMETHANE	ug/l	0.5	U	0.5	U
76-13-1	1,1,2-Trichloro-1,2,2-trifluoroethane	ug/l	0.5	U	0.5	U
78-87-5	1,2-DICHLOROPROPANE	ug/l	0.5	U	0.5	U
78-93-3	2-BUTANONE	ug/l	5	U	5	U
79-00-5	1,1,2-TRICHLOROETHANE	ug/l	0.5	U	0.5	U
79-01-6	TRICHLOROETHENE	ug/l	0.5	U	0.5	U
79-20-9	Methyl Acetate	ug/l	0.5	U	0.5	U
79-34-5	1,1,2,2-TETRACHLOROETHANE	ug/l	0.5	U	0.5	U
87-61-6	1,2,3-Trichlorobenzene	ug/l	0.5	U	0.5	U
95-47-6	O-XYLENE	ug/l	0.5	U	0.5	U
95-50-1	1,2-DICHLOROBENZENE	ug/l	0.5	U	0.5	U
96-12-8	1,2-Dibromo-3-chloropropane	ug/l	0.5	U	0.5	U
98-82-8	ISOPROPYLBENZENE	ug/l	0.5	U	0.5	U
TIC	unknown19.52	ug/l	0.63	J		
TIC000541-05-9	Cyclotrisiloxane, hexamethyl-	ug/l				
TIC000556-67-2	Cyclotetrasiloxane, octamethyl-	ug/l				
TIC018479-57-7	2-Octanol, 2,6-dimethyl-	ug/l				
TICE966796	Total Alkanes	ug/l	0	J	0	

Notes:
U - undefined ug/l - micrograms per Liter
FB - Field Blank J - estimated
TB - Trip Blank ID - Identification
N - presumptive evidence of a compound

Table A-3
Field Trip Blank Analytical Results
New Cassel Industrial Area
North Hempstead, NY

		Sample ID	130043C-FB-Z2087		130043C-TB-Z2052	
		Sample Date	03/21/2008		03/13/2008	
Case Number	Chemical Name	Result Unit				
100-41-4	Ethylbenzene	ug/l	0.5	U	0.5	U
100-42-5	Styrene	ug/l	0.5	U	0.5	U
10061-01-5	cis-1,3-Dichloropropene	ug/l	0.5	U	0.5	U
10061-02-6	trans-1,3-Dichloropropene	ug/l	0.5	U	0.5	U
106-46-7	1,4-Dichlorobenzene	ug/l	0.5	U	0.5	U
106-93-4	1,2-Dibromoethane	ug/l	0.5	U	0.5	U
107-06-2	1,2-Dichloroethane	ug/l	0.5	U	0.5	U
108-10-1	4-Methyl-2-Pentanone	ug/l	5	U	5	U
108-87-2	Metylcyclohexane	ug/l	0.5	U	0.5	U
108-88-3	Toluene	ug/l	0.5	U	0.5	U
108-90-7	Chlorobenzene	ug/l	0.5	U	0.5	U
110-82-7	CYCLOHEXANE	ug/l	0.5	U	0.5	U
120-82-1	1,2,4-Trichlorobenzene	ug/l	0.5	U	0.5	U
124-48-1	Dibromochloromethane	ug/l	0.5	U	0.5	U
127-18-4	Tetrachloroethene	ug/l	0.5	U	0.5	U
156-59-2	CIS-1,2-DICHLOROETHENE	ug/l	0.5	U	0.5	U
156-60-5	TRANS-1,2-DICHLOROETHENE	ug/l	0.5	U	0.5	U
1634-04-4	Methyl t-Butyl Ether	ug/l	0.5	U	0.5	U
179601-23-1	m,p-Xylene	ug/l	0.5	U	0.5	U
541-73-1	1,3-DICHLOROBENZENE	ug/l	0.5	U	0.5	U
56-23-5	CARBON TETRACHLORIDE	ug/l	0.5	U	0.5	U
591-78-6	2-HEXANONE	ug/l	5	U	5	U
67-64-1	ACETONE	ug/l	5	U	5	U
67-66-3	CHLOROFORM	ug/l	0.5	U	0.5	U
71-43-2	BENZENE	ug/l	0.5	U	0.5	U
71-55-6	1,1,1-TRICHLOROETHANE	ug/l	0.5	U	0.5	U
74-83-9	BROMOMETHANE	ug/l	0.5	U	0.5	U
74-87-3	CHLOROMETHANE	ug/l	0.5	UJ	0.5	UJ
74-97-5	BROMOCHLOROMETHANE	ug/l	0.5	U	0.5	U
75-00-3	CHLOROETHANE	ug/l	0.5	U	0.5	U
75-01-4	VINYL CHLORIDE	ug/l	0.5	U	0.5	U
75-09-2	METHYLENE CHLORIDE	ug/l	0.5	U	0.5	U
75-15-0	CARBON DISULFIDE	ug/l	0.5	UJ	0.5	UJ
75-25-2	BROMOFORM	ug/l	0.5	U	0.5	U
75-27-4	BROMODICHLOROMETHANE	ug/l	0.5	U	0.5	U
75-34-3	1,1-DICHLOROETHANE	ug/l	0.5	U	0.5	U
75-35-4	1,1-DICHLOROETHENE	ug/l	0.5	U	0.5	U
75-69-4	TRICHLOROFLUOROMETHANE	ug/l	0.5	U	0.5	U
75-71-8	DICHLORODIFLUOROMETHANE	ug/l	0.5	U	0.5	U
76-13-1	1,1,2-Trichloro-1,2,2-trifluoroethane	ug/l	0.5	U	0.5	U
78-87-5	1,2-DICHLOROPROPANE	ug/l	0.5	U	0.5	U
78-93-3	2-BUTANONE	ug/l	5	U	5	U
79-00-5	1,1,2-TRICHLOROETHANE	ug/l	0.5	U	0.5	U
79-01-6	TRICHLOROETHENE	ug/l	0.5	U	0.5	U
79-20-9	Methyl Acetate	ug/l	0.5	U	0.5	U
79-34-5	1,1,2,2-TETRACHLOROETHANE	ug/l	0.5	U	0.5	U
87-61-6	1,2,3-Trichlorobenzene	ug/l	0.5	U	0.5	U
95-47-6	O-XYLENE	ug/l	0.5	U	0.5	U
95-50-1	1,2-DICHLOROBENZENE	ug/l	0.5	U	0.5	U
96-12-8	1,2-Dibromo-3-chloropropane	ug/l	0.5	U	0.5	U
98-82-8	ISOPROPYLBENZENE	ug/l	0.5	U	0.5	U
TIC	unknown19.52	ug/l				
TIC000541-05-9	Cyclotrisiloxane, hexamethyl-	ug/l				
TIC000556-67-2	Cyclotetrasiloxane, octamethyl-	ug/l				
TIC018479-57-7	2-Octanol, 2,6-dimethyl-	ug/l				
TICE966796	Total Alkanes	ug/l	0		0	

Notes:
U - undefined
FB - Field Blank
TB - Trip Blank
N - presumptive evidence of a compound
ug/l - micrograms per Liter
J - estimated
ID - Identification

Table A-3
Field Trip Blank Analytical Results
New Cassel Industrial Area
North Hempstead, NY

		Sample ID	130043C-TB-Z2087		130043F-FB-Z1794	
		Sample Date	03/03/2008		03/03/2008	
Case Number	Chemical Name	Result Unit				
100-41-4	Ethylbenzene	ug/l	0.5	U	0.5	U
100-42-5	Styrene	ug/l	0.5	U	0.5	U
10061-01-5	cis-1,3-Dichloropropene	ug/l	0.5	U	0.5	U
10061-02-6	trans-1,3-Dichloropropene	ug/l	0.5	U	0.5	U
106-46-7	1,4-Dichlorobenzene	ug/l	0.5	U	0.5	U
106-93-4	1,2-Dibromoethane	ug/l	0.5	U	0.5	U
107-06-2	1,2-Dichloroethane	ug/l	0.5	U	0.5	U
108-10-1	4-Methyl-2-Pentanone	ug/l	5	U	5	U
108-87-2	Metylcyclohexane	ug/l	0.5	U	0.5	U
108-88-3	Toluene	ug/l	0.5	U	0.5	U
108-90-7	Chlorobenzene	ug/l	0.5	U	0.5	U
110-82-7	CYCLOHEXANE	ug/l	0.5	U	0.5	U
120-82-1	1,2,4-Trichlorobenzene	ug/l	0.5	U	0.5	U
124-48-1	Dibromochloromethane	ug/l	0.5	U	0.5	U
127-18-4	Tetrachloroethene	ug/l	0.5	U	0.5	U
156-59-2	CIS-1,2-DICHLOROETHENE	ug/l	0.5	U	0.5	U
156-60-5	TRANS-1,2-DICHLOROETHENE	ug/l	0.5	U	0.5	U
1634-04-4	Methyl t-Butyl Ether	ug/l	0.5	U	0.5	U
179601-23-1	m,p-Xylene	ug/l	0.5	U	0.5	U
541-73-1	1,3-DICHLOROBENZENE	ug/l	0.5	U	0.5	U
56-23-5	CARBON TETRACHLORIDE	ug/l	0.5	U	0.5	U
591-78-6	2-HEXANONE	ug/l	5	U	5	U
67-64-1	ACETONE	ug/l	5	U	5	U
67-66-3	CHLOROFORM	ug/l	0.5	U	0.5	U
71-43-2	BENZENE	ug/l	0.5	U	0.5	U
71-55-6	1,1,1-TRICHLOROETHANE	ug/l	0.5	U	0.5	U
74-83-9	BROMOMETHANE	ug/l	0.5	U	0.5	U
74-87-3	CHLOROMETHANE	ug/l	0.5	UJ	0.5	U
74-97-5	BROMOCHLOROMETHANE	ug/l	0.5	U	0.5	U
75-00-3	CHLOROETHANE	ug/l	0.5	U	0.5	U
75-01-4	VINYL CHLORIDE	ug/l	0.5	U	0.5	U
75-09-2	METHYLENE CHLORIDE	ug/l	0.5	U	0.5	U
75-15-0	CARBON DISULFIDE	ug/l	0.5	UJ	0.5	U
75-25-2	BROMOFORM	ug/l	0.5	U	0.5	U
75-27-4	BROMODICHLOROMETHANE	ug/l	0.5	U	0.5	U
75-34-3	1,1-DICHLOROETHANE	ug/l	0.5	U	0.5	U
75-35-4	1,1-DICHLOROETHENE	ug/l	0.5	U	0.5	U
75-69-4	TRICHLOROFLUOROMETHANE	ug/l	0.5	U	0.5	U
75-71-8	DICHLORODIFLUOROMETHANE	ug/l	0.5	U	0.5	U
76-13-1	1,1,2-Trichloro-1,2,2-trifluoroethane	ug/l	0.5	U	0.5	U
78-87-5	1,2-DICHLOROPROPANE	ug/l	0.5	U	0.5	U
78-93-3	2-BUTANONE	ug/l	5	U	5	U
79-00-5	1,1,2-TRICHLOROETHANE	ug/l	0.5	U	0.5	U
79-01-6	TRICHLOROETHENE	ug/l	0.5	U	0.5	U
79-20-9	Methyl Acetate	ug/l	0.5	U	0.5	U
79-34-5	1,1,2,2-TETRACHLOROETHANE	ug/l	0.5	U	0.5	U
87-61-6	1,2,3-Trichlorobenzene	ug/l	0.5	U	0.5	U
95-47-6	O-XYLENE	ug/l	0.5	U	0.5	U
95-50-1	1,2-DICHLOROBENZENE	ug/l	0.5	U	0.5	U
96-12-8	1,2-Dibromo-3-chloropropane	ug/l	0.5	U	0.5	U
98-82-8	ISOPROPYLBENZENE	ug/l	0.5	U	0.5	U
TIC	unknown19.52	ug/l				
TIC000541-05-9	Cyclotrisiloxane, hexamethyl-	ug/l				
TIC000556-67-2	Cyclotetrasiloxane, octamethyl-	ug/l				
TIC018479-57-7	2-Octanol, 2,6-dimethyl-	ug/l	0.66	J		
TICE966796	Total Alkanes	ug/l	0		0	

Notes:
U - undefined ug/l - micrograms per Liter
FB - Field Blank J - estimated
TB - Trip Blank ID - Identification
N - presumptive evidence of a compound

Table A-3
Field Trip Blank Analytical Results
New Cassel Industrial Area
North Hempstead, NY

		Sample ID	130043F-FB-Z1857		130043F-TB-Z1794	
		Sample Date	03/06/2008		02/28/2008	
Case Number	Chemical Name	Result Unit				
100-41-4	Ethylbenzene	ug/l	0.5	UJ	0.5	U
100-42-5	Styrene	ug/l	0.5	UJ	0.5	U
10061-01-5	cis-1,3-Dichloropropene	ug/l	0.5	UJ	0.5	U
10061-02-6	trans-1,3-Dichloropropene	ug/l	0.5	UJ	0.5	U
106-46-7	1,4-Dichlorobenzene	ug/l	0.5	UJ	0.5	U
106-93-4	1,2-Dibromoethane	ug/l	0.5	UJ	0.5	U
107-06-2	1,2-Dichloroethane	ug/l	0.5	UJ	0.5	U
108-10-1	4-Methyl-2-Pentanone	ug/l	5	UJ	5	U
108-87-2	Metylcyclohexane	ug/l	0.5	UJ	0.5	U
108-88-3	Toluene	ug/l	0.5	UJ	0.5	U
108-90-7	Chlorobenzene	ug/l	0.5	UJ	0.5	U
110-82-7	CYCLOHEXANE	ug/l	0.5	UJ	0.5	U
120-82-1	1,2,4-Trichlorobenzene	ug/l	0.5	UJ	0.5	U
124-48-1	Dibromochloromethane	ug/l	0.5	UJ	0.5	U
127-18-4	Tetrachloroethene	ug/l	0.5	UJ	0.5	U
156-59-2	CIS-1,2-DICHLOROETHENE	ug/l	0.5	UJ	0.5	U
156-60-5	TRANS-1,2-DICHLOROETHENE	ug/l	0.5	UJ	0.5	U
1634-04-4	Methyl t-Butyl Ether	ug/l	0.5	UJ	0.5	U
179601-23-1	m,p-Xylene	ug/l	0.5	UJ	0.5	U
541-73-1	1,3-DICHLOROBENZENE	ug/l	0.5	UJ	0.5	U
56-23-5	CARBON TETRACHLORIDE	ug/l	0.5	UJ	0.5	U
591-78-6	2-HEXANONE	ug/l	5	UJ	5	U
67-64-1	ACETONE	ug/l	5	UJ	5	U
67-66-3	CHLOROFORM	ug/l	0.5	UJ	0.5	U
71-43-2	BENZENE	ug/l	0.5	UJ	0.5	U
71-55-6	1,1,1-TRICHLOROETHANE	ug/l	0.5	UJ	0.5	U
74-83-9	BROMOMETHANE	ug/l	0.5	UJ	0.5	U
74-87-3	CHLOROMETHANE	ug/l	0.5	UJ	0.5	U
74-97-5	BROMOCHLOROMETHANE	ug/l	0.5	UJ	0.5	U
75-00-3	CHLOROETHANE	ug/l	0.5	UJ	0.5	U
75-01-4	VINYL CHLORIDE	ug/l	0.5	UJ	0.5	U
75-09-2	METHYLENE CHLORIDE	ug/l	0.5	UJ	0.5	J
75-15-0	CARBON DISULFIDE	ug/l	0.5	UJ	0.5	U
75-25-2	BROMOFORM	ug/l	0.5	UJ	0.5	U
75-27-4	BROMODICHLOROMETHANE	ug/l	0.5	UJ	0.5	U
75-34-3	1,1-DICHLOROETHANE	ug/l	0.5	UJ	0.5	U
75-35-4	1,1-DICHLOROETHENE	ug/l	0.5	UJ	0.5	U
75-69-4	TRICHLOROFLUOROMETHANE	ug/l	0.5	UJ	0.5	U
75-71-8	DICHLORODIFLUOROMETHANE	ug/l	0.5	UJ	0.5	U
76-13-1	1,1,2-Trichloro-1,2,2-trifluoroethane	ug/l	0.5	UJ	0.5	U
78-87-5	1,2-DICHLOROPROPANE	ug/l	0.5	UJ	0.5	U
78-93-3	2-BUTANONE	ug/l	5	UJ	5	U
79-00-5	1,1,2-TRICHLOROETHANE	ug/l	0.5	UJ	0.5	U
79-01-6	TRICHLOROETHENE	ug/l	0.5	UJ	0.5	U
79-20-9	Methyl Acetate	ug/l	0.5	UJ	0.5	U
79-34-5	1,1,2,2-TETRACHLOROETHANE	ug/l	0.5	UJ	0.5	U
87-61-6	1,2,3-Trichlorobenzene	ug/l	0.5	UJ	0.5	U
95-47-6	O-XYLENE	ug/l	0.5	UJ	0.5	U
95-50-1	1,2-DICHLOROBENZENE	ug/l	0.5	UJ	0.5	U
96-12-8	1,2-Dibromo-3-chloropropane	ug/l	0.5	UJ	0.5	U
98-82-8	ISOPROPYLBENZENE	ug/l	0.5	UJ	0.5	U
TIC	unknown19.52	ug/l				
TIC000541-05-9	Cyclotrisiloxane, hexamethyl-	ug/l				
TIC000556-67-2	Cyclotetrasiloxane, octamethyl-	ug/l				
TIC018479-57-7	2-Octanol, 2,6-dimethyl-	ug/l				
TICE966796	Total Alkanes	ug/l	0		0	

Notes:
U - undefined
FB - Field Blank
TB - Trip Blank
N - presumptive evidence of a compound
ug/l - micrograms per Liter
J - estimated
ID - Identification

Table A-3
Field Trip Blank Analytical Results
New Cassel Industrial Area
North Hempstead, NY

		Sample ID	130043F-TB-Z1812		130043K-FB-Z1812	
		Sample Date	02/28/2008		03/04/2008	
Case Number	Chemical Name	Result Unit				
100-41-4	Ethylbenzene	ug/l	0.5	U	0.5	U
100-42-5	Styrene	ug/l	0.5	U	0.5	U
10061-01-5	cis-1,3-Dichloropropene	ug/l	0.5	U	0.5	U
10061-02-6	trans-1,3-Dichloropropene	ug/l	0.5	U	0.5	U
106-46-7	1,4-Dichlorobenzene	ug/l	0.5	U	0.5	U
106-93-4	1,2-Dibromoethane	ug/l	0.5	U	0.5	U
107-06-2	1,2-Dichloroethane	ug/l	0.5	U	0.5	U
108-10-1	4-Methyl-2-Pentanone	ug/l	5	U	5	U
108-87-2	Metylcyclohexane	ug/l	0.5	U	0.5	U
108-88-3	Toluene	ug/l	0.5	U	0.5	U
108-90-7	Chlorobenzene	ug/l	0.5	U	0.5	U
110-82-7	CYCLOHEXANE	ug/l	0.5	U	0.5	U
120-82-1	1,2,4-Trichlorobenzene	ug/l	0.5	U	0.5	U
124-48-1	Dibromochloromethane	ug/l	0.5	U	0.5	U
127-18-4	Tetrachloroethene	ug/l	0.5	U	0.5	U
156-59-2	CIS-1,2-DICHLOROETHENE	ug/l	0.5	U	0.5	U
156-60-5	TRANS-1,2-DICHLOROETHENE	ug/l	0.5	U	0.5	U
1634-04-4	Methyl t-Butyl Ether	ug/l	0.5	U	0.5	U
179601-23-1	m,p-Xylene	ug/l	0.5	U	0.5	U
541-73-1	1,3-DICHLOROBENZENE	ug/l	0.5	U	0.5	U
56-23-5	CARBON TETRACHLORIDE	ug/l	0.5	U	0.5	U
591-78-6	2-HEXANONE	ug/l	5	U	5	U
67-64-1	ACETONE	ug/l	5	U	5	U
67-66-3	CHLOROFORM	ug/l	0.5	U	0.5	U
71-43-2	BENZENE	ug/l	0.5	U	0.5	U
71-55-6	1,1,1-TRICHLOROETHANE	ug/l	0.5	U	0.5	U
74-83-9	BROMOMETHANE	ug/l	0.5	U	0.5	U
74-87-3	CHLOROMETHANE	ug/l	0.5	U	0.5	U
74-97-5	BROMOCHLOROMETHANE	ug/l	0.5	U	0.5	U
75-00-3	CHLOROETHANE	ug/l	0.5	U	0.5	U
75-01-4	VINYL CHLORIDE	ug/l	0.5	U	0.5	U
75-09-2	METHYLENE CHLORIDE	ug/l	0.5	U	0.5	U
75-15-0	CARBON DISULFIDE	ug/l	0.5	U	0.5	U
75-25-2	BROMOFORM	ug/l	0.5	U	0.5	U
75-27-4	BROMODICHLOROMETHANE	ug/l	0.5	U	0.5	U
75-34-3	1,1-DICHLOROETHANE	ug/l	0.5	U	0.5	U
75-35-4	1,1-DICHLOROETHENE	ug/l	0.5	U	0.5	U
75-69-4	TRICHLOROFLUOROMETHANE	ug/l	0.5	U	0.5	U
75-71-8	DICHLORODIFLUOROMETHANE	ug/l	0.5	U	0.5	U
76-13-1	1,1,2-Trichloro-1,2,2-trifluoroethane	ug/l	0.5	U	0.5	U
78-87-5	1,2-DICHLOROPROPANE	ug/l	0.5	U	0.5	U
78-93-3	2-BUTANONE	ug/l	5	U	5	U
79-00-5	1,1,2-TRICHLOROETHANE	ug/l	0.5	U	0.5	U
79-01-6	TRICHLOROETHENE	ug/l	0.5	U	0.5	U
79-20-9	Methyl Acetate	ug/l	0.5	U	0.5	U
79-34-5	1,1,2,2-TETRACHLOROETHANE	ug/l	0.5	U	0.5	U
87-61-6	1,2,3-Trichlorobenzene	ug/l	0.5	U	0.5	U
95-47-6	O-XYLENE	ug/l	0.5	U	0.5	U
95-50-1	1,2-DICHLOROBENZENE	ug/l	0.5	U	0.5	U
96-12-8	1,2-Dibromo-3-chloropropane	ug/l	0.5	U	0.5	U
98-82-8	ISOPROPYLBENZENE	ug/l	0.5	U	0.5	U
TIC	unknown19.52	ug/l				
TIC000541-05-9	Cyclotrisiloxane, hexamethyl-	ug/l				
TIC000556-67-2	Cyclotetrasiloxane, octamethyl-	ug/l				
TIC018479-57-7	2-Octanol, 2,6-dimethyl-	ug/l				
TICE966796	Total Alkanes	ug/l	0	J	0	J

Notes:
U - undefined
FB - Field Blank
TB - Trip Blank
N - presumptive evidence of a compound
ug/l - micrograms per Liter
J - estimated
ID - Identification

Table A-3
Field Trip Blank Analytical Results
New Cassel Industrial Area
North Hempstead, NY

		Sample ID	130043K-FB-Z1835		130043K-TB-Z1835	
		Sample Date	03/05/2008		02/28/2008	
Case Number	Chemical Name	Result Unit				
100-41-4	Ethylbenzene	ug/l	0.5	U	0.5	U
100-42-5	Styrene	ug/l	0.5	U	0.5	U
10061-01-5	cis-1,3-Dichloropropene	ug/l	0.5	U	0.5	U
10061-02-6	trans-1,3-Dichloropropene	ug/l	0.5	U	0.5	U
106-46-7	1,4-Dichlorobenzene	ug/l	0.5	U	0.5	U
106-93-4	1,2-Dibromoethane	ug/l	0.5	U	0.5	U
107-06-2	1,2-Dichloroethane	ug/l	0.5	U	0.5	U
108-10-1	4-Methyl-2-Pentanone	ug/l	5	U	5	U
108-87-2	Metylcyclohexane	ug/l	0.5	U	0.5	U
108-88-3	Toluene	ug/l	0.5	U	0.5	U
108-90-7	Chlorobenzene	ug/l	0.5	U	0.5	U
110-82-7	CYCLOHEXANE	ug/l	0.5	U	0.5	U
120-82-1	1,2,4-Trichlorobenzene	ug/l	0.5	U	0.5	U
124-48-1	Dibromochloromethane	ug/l	0.5	U	0.5	U
127-18-4	Tetrachloroethene	ug/l	0.5	U	0.5	U
156-59-2	CIS-1,2-DICHLOROETHENE	ug/l	0.5	U	0.5	U
156-60-5	TRANS-1,2-DICHLOROETHENE	ug/l	0.5	U	0.5	U
1634-04-4	Methyl t-Butyl Ether	ug/l	0.5	U	0.5	U
179601-23-1	m,p-Xylene	ug/l	0.5	U	0.5	U
541-73-1	1,3-DICHLOROBENZENE	ug/l	0.5	U	0.5	U
56-23-5	CARBON TETRACHLORIDE	ug/l	0.5	U	0.5	U
591-78-6	2-HEXANONE	ug/l	5	U	5	U
67-64-1	ACETONE	ug/l	5	U	5	U
67-66-3	CHLOROFORM	ug/l	0.5	U	0.5	U
71-43-2	BENZENE	ug/l	0.5	U	0.5	U
71-55-6	1,1,1-TRICHLOROETHANE	ug/l	0.5	U	0.5	U
74-83-9	BROMOMETHANE	ug/l	0.5	U	0.5	U
74-87-3	CHLOROMETHANE	ug/l	0.5	U	0.5	U
74-97-5	BROMOCHLOROMETHANE	ug/l	0.5	U	0.5	U
75-00-3	CHLOROETHANE	ug/l	0.5	U	0.5	U
75-01-4	VINYL CHLORIDE	ug/l	0.5	U	0.5	U
75-09-2	METHYLENE CHLORIDE	ug/l	0.58		0.5	U
75-15-0	CARBON DISULFIDE	ug/l	0.5	U	0.5	U
75-25-2	BROMOFORM	ug/l	0.5	U	0.5	U
75-27-4	BROMODICHLOROMETHANE	ug/l	0.5	U	0.5	U
75-34-3	1,1-DICHLOROETHANE	ug/l	0.5	U	0.5	U
75-35-4	1,1-DICHLOROETHENE	ug/l	0.5	U	0.5	U
75-69-4	TRICHLOROFLUOROMETHANE	ug/l	0.5	U	0.5	U
75-71-8	DICHLORODIFLUOROMETHANE	ug/l	0.5	U	0.5	U
76-13-1	1,1,2-Trichloro-1,2,2-trifluoroethane	ug/l	0.5	U	0.5	U
78-87-5	1,2-DICHLOROPROPANE	ug/l	0.5	U	0.5	U
78-93-3	2-BUTANONE	ug/l	5	U	5	U
79-00-5	1,1,2-TRICHLOROETHANE	ug/l	0.5	U	0.5	U
79-01-6	TRICHLOROETHENE	ug/l	0.5	U	0.5	U
79-20-9	Methyl Acetate	ug/l	0.5	U	0.5	U
79-34-5	1,1,2,2-TETRACHLOROETHANE	ug/l	0.5	U	0.5	U
87-61-6	1,2,3-Trichlorobenzene	ug/l	0.5	U	0.5	U
95-47-6	O-XYLENE	ug/l	0.5	U	0.5	U
95-50-1	1,2-DICHLOROBENZENE	ug/l	0.5	U	0.5	U
96-12-8	1,2-Dibromo-3-chloropropane	ug/l	0.5	U	0.5	U
98-82-8	ISOPROPYLBENZENE	ug/l	0.5	U	0.5	U
TIC	unknown19.52	ug/l				
TIC000541-05-9	Cyclotrisiloxane, hexamethyl-	ug/l				
TIC000556-67-2	Cyclotetrasiloxane, octamethyl-	ug/l				
TIC018479-57-7	2-Octanol, 2,6-dimethyl-	ug/l				
TICE966796	Total Alkanes	ug/l				

Notes:
U - undefined ug/l - micrograms per Liter
FB - Field Blank J - estimated
TB - Trip Blank ID - Identification
N - presumptive evidence of a compound

Table A-3
Field Trip Blank Analytical Results
New Cassel Industrial Area
North Hempstead, NY

		Sample ID	130043K-TB-Z1857		130043N-FB-Z2105	
		Sample Date	02/28/2008		03/24/2008	
Case Number	Chemical Name	Result Unit				
100-41-4	Ethylbenzene	ug/l	0.5	U	0.5	U
100-42-5	Styrene	ug/l	0.5	U	0.5	U
10061-01-5	cis-1,3-Dichloropropene	ug/l	0.5	U	0.5	U
10061-02-6	trans-1,3-Dichloropropene	ug/l	0.5	U	0.5	U
106-46-7	1,4-Dichlorobenzene	ug/l	0.5	U	0.5	U
106-93-4	1,2-Dibromoethane	ug/l	0.5	U	0.5	U
107-06-2	1,2-Dichloroethane	ug/l	0.5	U	0.5	U
108-10-1	4-Methyl-2-Pentanone	ug/l	5	U	5	U
108-87-2	Metylcyclohexane	ug/l	0.5	U	0.5	U
108-88-3	Toluene	ug/l	0.5	U	0.5	U
108-90-7	Chlorobenzene	ug/l	0.5	U	0.5	U
110-82-7	CYCLOHEXANE	ug/l	0.5	U	0.5	U
120-82-1	1,2,4-Trichlorobenzene	ug/l	0.5	U	0.5	U
124-48-1	Dibromochloromethane	ug/l	0.5	U	0.5	U
127-18-4	Tetrachloroethene	ug/l	0.5	U	0.5	U
156-59-2	CIS-1,2-DICHLOROETHENE	ug/l	0.5	U	0.5	U
156-60-5	TRANS-1,2-DICHLOROETHENE	ug/l	0.5	U	0.5	U
1634-04-4	Methyl t-Butyl Ether	ug/l	0.5	U	0.5	U
179601-23-1	m,p-Xylene	ug/l	0.5	U	0.5	U
541-73-1	1,3-DICHLOROBENZENE	ug/l	0.5	U	0.5	U
56-23-5	CARBON TETRACHLORIDE	ug/l	0.5	U	0.5	U
591-78-6	2-HEXANONE	ug/l	5	U	5	U
67-64-1	ACETONE	ug/l	5	U	5	U
67-66-3	CHLOROFORM	ug/l	0.5	U	0.5	U
71-43-2	BENZENE	ug/l	0.5	U	0.5	U
71-55-6	1,1,1-TRICHLOROETHANE	ug/l	0.5	U	0.5	U
74-83-9	BROMOMETHANE	ug/l	0.5	U	0.5	U
74-87-3	CHLOROMETHANE	ug/l	0.5	U	0.5	U
74-97-5	BROMOCHLOROMETHANE	ug/l	0.5	U	0.5	U
75-00-3	CHLOROETHANE	ug/l	0.5	U	0.5	U
75-01-4	VINYL CHLORIDE	ug/l	0.5	U	0.5	U
75-09-2	METHYLENE CHLORIDE	ug/l	0.5	U	0.5	U
75-15-0	CARBON DISULFIDE	ug/l	0.5	U	0.5	UJ
75-25-2	BROMOFORM	ug/l	0.5	U	0.5	U
75-27-4	BROMODICHLOROMETHANE	ug/l	0.5	U	0.5	U
75-34-3	1,1-DICHLOROETHANE	ug/l	0.5	U	0.5	U
75-35-4	1,1-DICHLOROETHENE	ug/l	0.5	U	0.5	U
75-69-4	TRICHLOROFLUOROMETHANE	ug/l	0.5	U	0.5	U
75-71-8	DICHLORODIFLUOROMETHANE	ug/l	0.5	U	0.5	U
76-13-1	1,1,2-Trichloro-1,2,2-trifluoroethane	ug/l	0.5	U	0.5	U
78-87-5	1,2-DICHLOROPROPANE	ug/l	0.5	U	0.5	U
78-93-3	2-BUTANONE	ug/l	5	U	5	U
79-00-5	1,1,2-TRICHLOROETHANE	ug/l	0.5	U	0.5	U
79-01-6	TRICHLOROETHENE	ug/l	0.5	U	0.5	U
79-20-9	Methyl Acetate	ug/l	0.5	U	0.5	U
79-34-5	1,1,2,2-TETRACHLOROETHANE	ug/l	0.5	U	0.5	U
87-61-6	1,2,3-Trichlorobenzene	ug/l	0.5	U	0.5	U
95-47-6	O-XYLENE	ug/l	0.5	U	0.5	U
95-50-1	1,2-DICHLOROBENZENE	ug/l	0.5	U	0.5	U
96-12-8	1,2-Dibromo-3-chloropropane	ug/l	0.5	U	0.5	U
98-82-8	ISOPROPYLBENZENE	ug/l	0.5	U	0.5	U
TIC	unknown19.52	ug/l				
TIC000541-05-9	Cyclotrisiloxane, hexamethyl-	ug/l				
TIC000556-67-2	Cyclotetrasiloxane, octamethyl-	ug/l				
TIC018479-57-7	2-Octanol, 2,6-dimethyl-	ug/l				
TICE966796	Total Alkanes	ug/l	0		0	J

Notes:
U - undefined
FB - Field Blank
TB - Trip Blank
N - presumptive evidence of a compound
ug/l - micrograms per Liter
J - estimated
ID - Identification

Table A-3
Field Trip Blank Analytical Results
New Cassel Industrial Area
North Hempstead, NY

		Sample ID	130043N-FB-Z2130		130043N-TB-Z2105	
		Sample Date	03/25/2008		03/19/2008	
Case Number	Chemical Name	Result Unit				
100-41-4	Ethylbenzene	ug/l	0.5	U	0.5	U
100-42-5	Styrene	ug/l	0.5	U	0.5	U
10061-01-5	cis-1,3-Dichloropropene	ug/l	0.5	U	0.5	U
10061-02-6	trans-1,3-Dichloropropene	ug/l	0.5	U	0.5	U
106-46-7	1,4-Dichlorobenzene	ug/l	0.5	U	0.5	U
106-93-4	1,2-Dibromoethane	ug/l	0.5	U	0.5	U
107-06-2	1,2-Dichloroethane	ug/l	0.5	U	0.5	U
108-10-1	4-Methyl-2-Pentanone	ug/l	5	U	5	U
108-87-2	Metylcyclohexane	ug/l	0.5	U	0.5	U
108-88-3	Toluene	ug/l	0.5	U	0.5	U
108-90-7	Chlorobenzene	ug/l	0.5	U	0.5	U
110-82-7	CYCLOHEXANE	ug/l	0.5	U	0.5	U
120-82-1	1,2,4-Trichlorobenzene	ug/l	0.5	U	0.5	U
124-48-1	Dibromochloromethane	ug/l	0.5	U	0.5	U
127-18-4	Tetrachloroethene	ug/l	0.5	U	0.5	U
156-59-2	CIS-1,2-DICHLOROETHENE	ug/l	0.5	U	0.5	U
156-60-5	TRANS-1,2-DICHLOROETHENE	ug/l	0.5	U	0.5	U
1634-04-4	Methyl t-Butyl Ether	ug/l	0.5	U	0.5	U
179601-23-1	m,p-Xylene	ug/l	0.5	U	0.5	U
541-73-1	1,3-DICHLOROBENZENE	ug/l	0.5	U	0.5	U
56-23-5	CARBON TETRACHLORIDE	ug/l	0.5	U	0.5	U
591-78-6	2-HEXANONE	ug/l	5	U	5	U
67-64-1	ACETONE	ug/l	5	U	5	U
67-66-3	CHLOROFORM	ug/l	0.5	U	0.5	U
71-43-2	BENZENE	ug/l	0.5	U	0.5	U
71-55-6	1,1,1-TRICHLOROETHANE	ug/l	0.5	U	0.5	U
74-83-9	BROMOMETHANE	ug/l	0.5	U	0.5	U
74-87-3	CHLOROMETHANE	ug/l	0.5	U	0.5	U
74-97-5	BROMOCHLOROMETHANE	ug/l	0.5	U	0.5	U
75-00-3	CHLOROETHANE	ug/l	0.5	U	0.5	U
75-01-4	VINYL CHLORIDE	ug/l	0.5	U	0.5	U
75-09-2	METHYLENE CHLORIDE	ug/l	0.5	U	0.5	U
75-15-0	CARBON DISULFIDE	ug/l	0.5	UJ	0.5	UJ
75-25-2	BROMOFORM	ug/l	0.5	U	0.5	U
75-27-4	BROMODICHLOROMETHANE	ug/l	0.5	U	0.5	U
75-34-3	1,1-DICHLOROETHANE	ug/l	0.5	U	0.5	U
75-35-4	1,1-DICHLOROETHENE	ug/l	0.5	U	0.5	U
75-69-4	TRICHLOROFLUOROMETHANE	ug/l	0.5	U	0.5	U
75-71-8	DICHLORODIFLUOROMETHANE	ug/l	0.5	U	0.5	U
76-13-1	1,1,2-Trichloro-1,2,2-trifluoroethane	ug/l	0.5	U	0.5	U
78-87-5	1,2-DICHLOROPROPANE	ug/l	0.5	U	0.5	U
78-93-3	2-BUTANONE	ug/l	5	U	5	U
79-00-5	1,1,2-TRICHLOROETHANE	ug/l	0.5	U	0.5	U
79-01-6	TRICHLOROETHENE	ug/l	0.5	U	0.5	U
79-20-9	Methyl Acetate	ug/l	0.5	U	0.5	U
79-34-5	1,1,2,2-TETRACHLOROETHANE	ug/l	0.5	U	0.5	U
87-61-6	1,2,3-Trichlorobenzene	ug/l	0.5	U	0.5	U
95-47-6	O-XYLENE	ug/l	0.5	U	0.5	U
95-50-1	1,2-DICHLOROBENZENE	ug/l	0.5	U	0.5	U
96-12-8	1,2-Dibromo-3-chloropropane	ug/l	0.5	U	0.5	U
98-82-8	ISOPROPYLBENZENE	ug/l	0.5	U	0.5	U
TIC	unknown19.52	ug/l			0.6	JN
TIC000541-05-9	Cyclotrisiloxane, hexamethyl-	ug/l				
TIC000556-67-2	Cyclotetrasiloxane, octamethyl-	ug/l				
TIC018479-57-7	2-Octanol, 2,6-dimethyl-	ug/l				
TICE966796	Total Alkanes	ug/l	0		0	J

Notes:
U - undefined
FB - Field Blank
TB - Trip Blank
N - presumptive evidence of a compound
ug/l - micrograms per Liter
J - estimated
ID - Identification

Table A-3
Field Trip Blank Analytical Results
New Cassel Industrial Area
North Hempstead, NY

		Sample ID	130043N-TB-Z2130		130043V-FB-Z2022	
		Sample Date	03/19/2008		03/17/2008	
Case Number	Chemical Name	Result Unit				
100-41-4	Ethylbenzene	ug/l	0.5	U	0.5	U
100-42-5	Styrene	ug/l	0.5	U	0.5	U
10061-01-5	cis-1,3-Dichloropropene	ug/l	0.5	U	0.5	U
10061-02-6	trans-1,3-Dichloropropene	ug/l	0.5	U	0.5	U
106-46-7	1,4-Dichlorobenzene	ug/l	0.5	U	0.5	U
106-93-4	1,2-Dibromoethane	ug/l	0.5	U	0.5	U
107-06-2	1,2-Dichloroethane	ug/l	0.5	U	0.5	U
108-10-1	4-Methyl-2-Pentanone	ug/l	5	U	5	U
108-87-2	Metylcyclohexane	ug/l	0.5	U	0.5	U
108-88-3	Toluene	ug/l	0.5	U	0.5	U
108-90-7	Chlorobenzene	ug/l	0.5	U	0.5	U
110-82-7	CYCLOHEXANE	ug/l	0.5	U	0.5	U
120-82-1	1,2,4-Trichlorobenzene	ug/l	0.5	U	0.5	U
124-48-1	Dibromochloromethane	ug/l	0.5	U	0.5	U
127-18-4	Tetrachloroethene	ug/l	0.5	U	0.5	U
156-59-2	CIS-1,2-DICHLOROETHENE	ug/l	0.5	U	0.5	U
156-60-5	TRANS-1,2-DICHLOROETHENE	ug/l	0.5	U	0.5	U
1634-04-4	Methyl t-Butyl Ether	ug/l	0.5	U	0.5	U
179601-23-1	m,p-Xylene	ug/l	0.5	U	0.5	U
541-73-1	1,3-DICHLOROBENZENE	ug/l	0.5	U	0.5	U
56-23-5	CARBON TETRACHLORIDE	ug/l	0.5	U	0.5	U
591-78-6	2-HEXANONE	ug/l	5	U	5	U
67-64-1	ACETONE	ug/l	5	U	5	U
67-66-3	CHLOROFORM	ug/l	0.5	U	0.5	U
71-43-2	BENZENE	ug/l	0.5	U	0.5	U
71-55-6	1,1,1-TRICHLOROETHANE	ug/l	0.5	U	0.5	U
74-83-9	BROMOMETHANE	ug/l	0.5	U	0.5	U
74-87-3	CHLOROMETHANE	ug/l	0.5	U	0.5	U
74-97-5	BROMOCHLOROMETHANE	ug/l	0.5	U	0.5	U
75-00-3	CHLOROETHANE	ug/l	0.5	U	0.5	U
75-01-4	VINYL CHLORIDE	ug/l	0.5	U	0.5	U
75-09-2	METHYLENE CHLORIDE	ug/l	0.5	U	0.5	U
75-15-0	CARBON DISULFIDE	ug/l	0.5	UJ	0.5	UJ
75-25-2	BROMOFORM	ug/l	0.5	U	0.5	U
75-27-4	BROMODICHLOROMETHANE	ug/l	0.5	U	0.5	U
75-34-3	1,1-DICHLOROETHANE	ug/l	0.5	U	0.5	U
75-35-4	1,1-DICHLOROETHENE	ug/l	0.5	U	0.5	U
75-69-4	TRICHLOROFLUOROMETHANE	ug/l	0.5	U	0.5	U
75-71-8	DICHLORODIFLUOROMETHANE	ug/l	0.5	U	0.5	U
76-13-1	1,1,2-Trichloro-1,2,2-trifluoroethane	ug/l	0.5	U	0.5	U
78-87-5	1,2-DICHLOROPROPANE	ug/l	0.5	U	0.5	U
78-93-3	2-BUTANONE	ug/l	5	U	5	U
79-00-5	1,1,2-TRICHLOROETHANE	ug/l	0.5	U	0.5	U
79-01-6	TRICHLOROETHENE	ug/l	0.5	U	0.5	U
79-20-9	Methyl Acetate	ug/l	0.5	U	0.5	U
79-34-5	1,1,2,2-TETRACHLOROETHANE	ug/l	0.5	U	0.5	U
87-61-6	1,2,3-Trichlorobenzene	ug/l	0.5	U	0.5	U
95-47-6	O-XYLENE	ug/l	0.5	U	0.5	U
95-50-1	1,2-DICHLOROBENZENE	ug/l	0.5	U	0.5	U
96-12-8	1,2-Dibromo-3-chloropropane	ug/l	0.5	U	0.5	U
98-82-8	ISOPROPYLBENZENE	ug/l	0.5	U	0.5	U
TIC	unknown19.52	ug/l				
TIC000541-05-9	Cyclotrisiloxane, hexamethyl-	ug/l				
TIC000556-67-2	Cyclotetrasiloxane, octamethyl-	ug/l				
TIC018479-57-7	2-Octanol, 2,6-dimethyl-	ug/l				
TICE966796	Total Alkanes	ug/l	0		0	

Notes:
U - undefined ug/l - micrograms per Liter
FB - Field Blank J - estimated
TB - Trip Blank ID - Identification
N - presumptive evidence of a compound

Table A-3
Field Trip Blank Analytical Results
New Cassel Industrial Area
North Hempstead, NY

		Sample ID	130043V-FB-Z2042		130043V-TB-Z2022	
		Sample Date	03/18/2008		03/13/2008	
Case Number	Chemical Name	Result Unit				
100-41-4	Ethylbenzene	ug/l	0.5	U	0.5	U
100-42-5	Styrene	ug/l	0.5	U	0.5	U
10061-01-5	cis-1,3-Dichloropropene	ug/l	0.5	U	0.5	U
10061-02-6	trans-1,3-Dichloropropene	ug/l	0.5	U	0.5	U
106-46-7	1,4-Dichlorobenzene	ug/l	0.5	U	0.5	U
106-93-4	1,2-Dibromoethane	ug/l	0.5	U	0.5	U
107-06-2	1,2-Dichloroethane	ug/l	0.5	U	0.5	U
108-10-1	4-Methyl-2-Pentanone	ug/l	5	U	5	U
108-87-2	Metylcyclohexane	ug/l	0.5	U	0.5	U
108-88-3	Toluene	ug/l	0.5	U	0.5	U
108-90-7	Chlorobenzene	ug/l	0.5	U	0.5	U
110-82-7	CYCLOHEXANE	ug/l	0.5	U	0.5	U
120-82-1	1,2,4-Trichlorobenzene	ug/l	0.5	U	0.5	U
124-48-1	Dibromochloromethane	ug/l	0.5	U	0.5	U
127-18-4	Tetrachloroethene	ug/l	0.5	U	0.5	U
156-59-2	CIS-1,2-DICHLOROETHENE	ug/l	0.5	U	0.5	UJ
156-60-5	TRANS-1,2-DICHLOROETHENE	ug/l	0.5	U	0.5	UJ
1634-04-4	Methyl t-Butyl Ether	ug/l	0.5	U	0.5	U
179601-23-1	m,p-Xylene	ug/l	0.5	U	0.5	U
541-73-1	1,3-DICHLOROBENZENE	ug/l	0.5	U	0.5	U
56-23-5	CARBON TETRACHLORIDE	ug/l	0.5	U	0.5	U
591-78-6	2-HEXANONE	ug/l	5	U	5	U
67-64-1	ACETONE	ug/l	5	U	5	U
67-66-3	CHLOROFORM	ug/l	0.5	U	0.5	U
71-43-2	BENZENE	ug/l	0.5	U	0.5	U
71-55-6	1,1,1-TRICHLOROETHANE	ug/l	0.5	U	0.5	U
74-83-9	BROMOMETHANE	ug/l	0.5	U	0.5	U
74-87-3	CHLOROMETHANE	ug/l	0.5	U	0.5	U
74-97-5	BROMOCHLOROMETHANE	ug/l	0.5	U	0.5	U
75-00-3	CHLOROETHANE	ug/l	0.5	U	0.5	U
75-01-4	VINYL CHLORIDE	ug/l	0.5	U	0.5	U
75-09-2	METHYLENE CHLORIDE	ug/l	0.5	U	0.5	U
75-15-0	CARBON DISULFIDE	ug/l	0.5	UJ	0.5	UJ
75-25-2	BROMOFORM	ug/l	0.5	U	0.5	U
75-27-4	BROMODICHLOROMETHANE	ug/l	0.5	U	0.5	U
75-34-3	1,1-DICHLOROETHANE	ug/l	0.5	U	0.5	U
75-35-4	1,1-DICHLOROETHENE	ug/l	0.5	U	0.5	U
75-69-4	TRICHLOROFLUOROMETHANE	ug/l	0.5	U	0.5	U
75-71-8	DICHLORODIFLUOROMETHANE	ug/l	0.5	U	0.5	U
76-13-1	1,1,2-Trichloro-1,2,2-trifluoroethane	ug/l	0.5	U	0.5	U
78-87-5	1,2-DICHLOROPROPANE	ug/l	0.5	U	0.5	U
78-93-3	2-BUTANONE	ug/l	5	U	5	U
79-00-5	1,1,2-TRICHLOROETHANE	ug/l	0.5	U	0.5	U
79-01-6	TRICHLOROETHENE	ug/l	0.5	U	0.5	U
79-20-9	Methyl Acetate	ug/l	0.5	U	0.5	U
79-34-5	1,1,2,2-TETRACHLOROETHANE	ug/l	0.5	U	0.5	U
87-61-6	1,2,3-Trichlorobenzene	ug/l	0.5	U	0.5	U
95-47-6	O-XYLENE	ug/l	0.5	U	0.5	U
95-50-1	1,2-DICHLOROBENZENE	ug/l	0.5	U	0.5	U
96-12-8	1,2-Dibromo-3-chloropropane	ug/l	0.5	U	0.5	U
98-82-8	ISOPROPYLBENZENE	ug/l	0.5	U	0.5	U
TIC	unknown19.52	ug/l				
TIC000541-05-9	Cyclotrisiloxane, hexamethyl-	ug/l				
TIC000556-67-2	Cyclotetrasiloxane, octamethyl-	ug/l				
TIC018479-57-7	2-Octanol, 2,6-dimethyl-	ug/l				
TICE966796	Total Alkanes	ug/l	0		0	

Notes:
U - undefined ug/l - micrograms per Liter
FB - Field Blank J - estimated
TB - Trip Blank ID - Identification
N - presumptive evidence of a compound

Table A-3
Field Trip Blank Analytical Results
New Cassel Industrial Area
North Hempstead, NY

		Sample ID	130043V-TB-Z2042	
		Sample Date	03/13/2008	
Case Number	Chemical Name	Result Unit		
100-41-4	Ethylbenzene	ug/l	0.5	U
100-42-5	Styrene	ug/l	0.5	U
10061-01-5	cis-1,3-Dichloropropene	ug/l	0.5	U
10061-02-6	trans-1,3-Dichloropropene	ug/l	0.5	U
106-46-7	1,4-Dichlorobenzene	ug/l	0.5	U
106-93-4	1,2-Dibromoethane	ug/l	0.5	U
107-06-2	1,2-Dichloroethane	ug/l	0.5	U
108-10-1	4-Methyl-2-Pentanone	ug/l	5	U
108-87-2	Metylcyclohexane	ug/l	0.5	U
108-88-3	Toluene	ug/l	0.5	U
108-90-7	Chlorobenzene	ug/l	0.5	U
110-82-7	CYCLOHEXANE	ug/l	0.5	U
120-82-1	1,2,4-Trichlorobenzene	ug/l	0.5	U
124-48-1	Dibromochloromethane	ug/l	0.5	U
127-18-4	Tetrachloroethene	ug/l	0.5	U
156-59-2	CIS-1,2-DICHLOROETHENE	ug/l	0.5	U
156-60-5	TRANS-1,2-DICHLOROETHENE	ug/l	0.5	U
1634-04-4	Methyl t-Butyl Ether	ug/l	0.5	U
179601-23-1	m,p-Xylene	ug/l	0.5	U
541-73-1	1,3-DICHLOROBENZENE	ug/l	0.5	U
56-23-5	CARBON TETRACHLORIDE	ug/l	0.5	U
591-78-6	2-HEXANONE	ug/l	5	U
67-64-1	ACETONE	ug/l	5	U
67-66-3	CHLOROFORM	ug/l	0.5	U
71-43-2	BENZENE	ug/l	0.5	U
71-55-6	1,1,1-TRICHLOROETHANE	ug/l	0.5	U
74-83-9	BROMOMETHANE	ug/l	0.5	U
74-87-3	CHLOROMETHANE	ug/l	0.5	U
74-97-5	BROMOCHLOROMETHANE	ug/l	0.5	U
75-00-3	CHLOROETHANE	ug/l	0.5	U
75-01-4	VINYL CHLORIDE	ug/l	0.5	U
75-09-2	METHYLENE CHLORIDE	ug/l	0.5	U
75-15-0	CARBON DISULFIDE	ug/l	1.2	J
75-25-2	BROMOFORM	ug/l	0.5	U
75-27-4	BROMODICHLOROMETHANE	ug/l	0.5	U
75-34-3	1,1-DICHLOROETHANE	ug/l	0.5	U
75-35-4	1,1-DICHLOROETHENE	ug/l	0.5	U
75-69-4	TRICHLOROFLUOROMETHANE	ug/l	0.5	U
75-71-8	DICHLORODIFLUOROMETHANE	ug/l	0.5	U
76-13-1	1,1,2-Trichloro-1,2,2-trifluoroethane	ug/l	0.5	U
78-87-5	1,2-DICHLOROPROPANE	ug/l	0.5	U
78-93-3	2-BUTANONE	ug/l	5	U
79-00-5	1,1,2-TRICHLOROETHANE	ug/l	0.5	U
79-01-6	TRICHLOROETHENE	ug/l	0.5	U
79-20-9	Methyl Acetate	ug/l	0.5	U
79-34-5	1,1,2,2-TETRACHLOROETHANE	ug/l	0.5	U
87-61-6	1,2,3-Trichlorobenzene	ug/l	0.5	U
95-47-6	O-XYLENE	ug/l	0.5	U
95-50-1	1,2-DICHLOROBENZENE	ug/l	0.5	U
96-12-8	1,2-Dibromo-3-chloropropane	ug/l	0.5	U
98-82-8	ISOPROPYLBENZENE	ug/l	0.5	U
TIC	unknown19.52	ug/l		
TIC000541-05-9	Cyclotrisiloxane, hexamethyl-	ug/l		
TIC000556-67-2	Cyclotetrasiloxane, octamethyl-	ug/l		
TIC018479-57-7	2-Octanol, 2,6-dimethyl-	ug/l		
TICE966796	Total Alkanes	ug/l	0	

Notes:
U - undefined ug/l - micrograms per Liter
FB - Field Blank J - estimated
TB - Trip Blank ID - Identification
N - presumptive evidence of a compound

Appendix B
Field Log Book

MON 3/3/08

0645- F. Robinson on site at 68 Kinkle St.
0650- Spoke w/ the owner of property, showed him location and what has to be moved. He said that someone called left a message he called back, but no-one said when we would be here.
0735- Zebra on site: Evan + Jose
0755- Opened a MW by 62 Kinkle DTW ~ 48'
0800- Setting up at DP-02 68 Kinkle St.
1300 43F-DP02, 02 GW
0805- Starting down at DP02 GW
0820- Calibrated Horiba U-22 see Cal sheets for details
0825- Down to 55' will collect water sample the set SU point. GW ~ 50'
0835- Sampled DP-02 GW / DP-02
1300 43F-DP02 GW 55
for UofC EPA QLC08.2
Horiba Measurements: pH: 5.46 Cond- 0.592
DO: 6.21 Temp = 11.00°C ORP: 70 Turb = 626

0850 - Collected ~~trip~~ Field blank from checkvale used to collect DP01 sample

130043F-FB

0900- Setting Deep Soil Vapor Point at 45', Sand 1' above screen then bentonite all the way to the top

0910- Starting DP-01 to 25"

0930 DP-01 25' finished

0940- DP-01 8' SV point finished

0950- My mistake this is DP-02 NOT DP-01

1005- Moving to DP01 location

1020- Down to 55'

1030- Sampled DP01

130043F-DP01-GW55

1035 Sampled DP06 Duplicate of DP01

130043F-DP06-GW55

1038- Did not sample, ran dry, something happened, will pull out, install DP01-SV45 here then try again to take a water sample

1110- Down to 55' again @ DP-01

1105- Went Dry again

[signature]

1120- Sampled DP-01

130043F-DP-01-GW55 and

1125 Sampled Duplicate of DP-01

130043F-DP-06-GW55

1130- Horiba U-22 Readings

pH = 5.61 Cond = 0.339 turb = 725

DO = 6.53 Temp = 12.57 ORP = 88

1135- DP-01 25' SV Point installed

1150- DP01 8' SV Point installed

1200- Will be moving down the Street to #62 Kinkle St.

130043K start at DP01

1300- 130043K DP01 Down to 55'

1320- Sampled DP01 for site K

130043K-DP01-GW55 and

1325 Duplicate of DP01

130043K-DP06-GW55

1330- Horiba water quality for DP-01

pH = 5.82 Cond = 0.304 DO = 7.83

Temp = 12.84 ORP = 83 Turb = 622.8

1345- SB01 - SV 45' installed

1405- SB01 SV 25' installed

1425- SB01 SV 8' installed.

1430- Zebra cleaning up

[signature]

12 MON 3/3/08

1505- Dropped cooler off @ Fedex
AB# 861929654324

Summary of Samples Shipped:
130043 - TB
130043F-DP02-6W55
130043F-FB
130043F-DP-01-6W55
130043F-DP06 - 6W55 Dup of DP02
130043K-DP02-6W55
130043K-DP06 -6W55 Dup of DP-02

13 Tues 3/4/08

0625- F Robinson on site
Weather: Mostly Cloudy 51°
0645- Multi-Rae Plus Calibrated OK
See Cal sheets for details
0700 He test on 130043F-DP02-SV25
No He detected VOC = 0 PPm
0710- He test on 130043F-DP02-SV08
No He detected VOC = 1.3 PPm
0715 He test on 130043F DP02-SV08
No He detd VOC = 1.0 PPm
0725- He test on 130043K-DP01-SV08
Passed test VOC: 0.4 PPm
0735- Zebra on site - Evan + Jose
✓ 0800 - 130043F-DP02-SV45 Purged 15 min
Start sampling w/ 6 l Summa Canister
✓ 0802 - 130043F-DP02-SV25 Purged 8 min
Start sampling
✓ 0805 - 130043F-DP02-SV08 Purged 4 min
Start Sampling
0810- Setup ambient air summa
Between DP02 + DP02 (130043F).
✓ 130043F-AA
0820- Starting at 130043K-DP02

0901 - Purged 130043K-DP01-SU25 for 9 minutes and started sampling
0905 - Purged 130043K-DP01-SU45 for 15 minutes and started to sample
0912 - Purged 130043K-DP01-SU08 for 4 minutes and started to sample
0920 - Sampled 130043K DP02-GW55 also MS/MSD
0925 - Horiba water Quality for DP02 GW55
pH = 6.06 Cond = 0.302 turb >1000
Temp: 14.89 ORP = 31
0943 - 130043F-DP02-SU45 off (-3.5).
0947 - 130043F-DP02-SU25 off (-3.5).
0951 - 130043F-DP02-SU08 off (-3.5).
0955 - 130043F-AA off (-3.5)
1016 - Start 130043K-DP01-SU25 (-27.5) ✓
Purge for 9 minutes.
1020 - Start 130043K-DP01-SU45 (-29.5) ✓
after Purge of 15 minutes.
1030 - Start 130043K-DP01-SU08 (-27.5) ✓
and 130043K-DP01-SD08 (-27.5) Duplicate ✓
1032 End 130043F-DP01-SU45 (-4.0)
1035 End 130043F-DP-01-SU25 (-3.5)
1040 End 130043F-DP-01-SU08 (-2.0)

[signature]

1045 - Installed:
130043K-DP02-SU45
130043K-DP02-SU25
130043K-DP02-SU08
1100 - At 130043K-DP03 - refusal @ 45', will set SU @ 45' and try again
1110 - Installed 130043K-DP03-SU25
1125 - Installed 130043K-DP03-SU08
1135 - Trying again to get down to 55'
1150 130043K-DP01-SU25 off (-3.5)
1200 130043K-DP01-SU08 off (-3.0)
1202 130043K-DP01-SD08 off (-3.5)
Duplicate of SU08
1207 130043K-DP01-SU45 off (-4.5)
1220 - Sampled 130043K-DP03-GW55
Water Quality Data: pH = 5.57
Cond = 0.299 DO = 9.11 Temp = 15.20
ORP = 157 Turb = >1000
1255 - Rods out the ground
1320 - Zebra Cleaning up, starting to rain leaving the site

[signature]

Tues 3/4/08

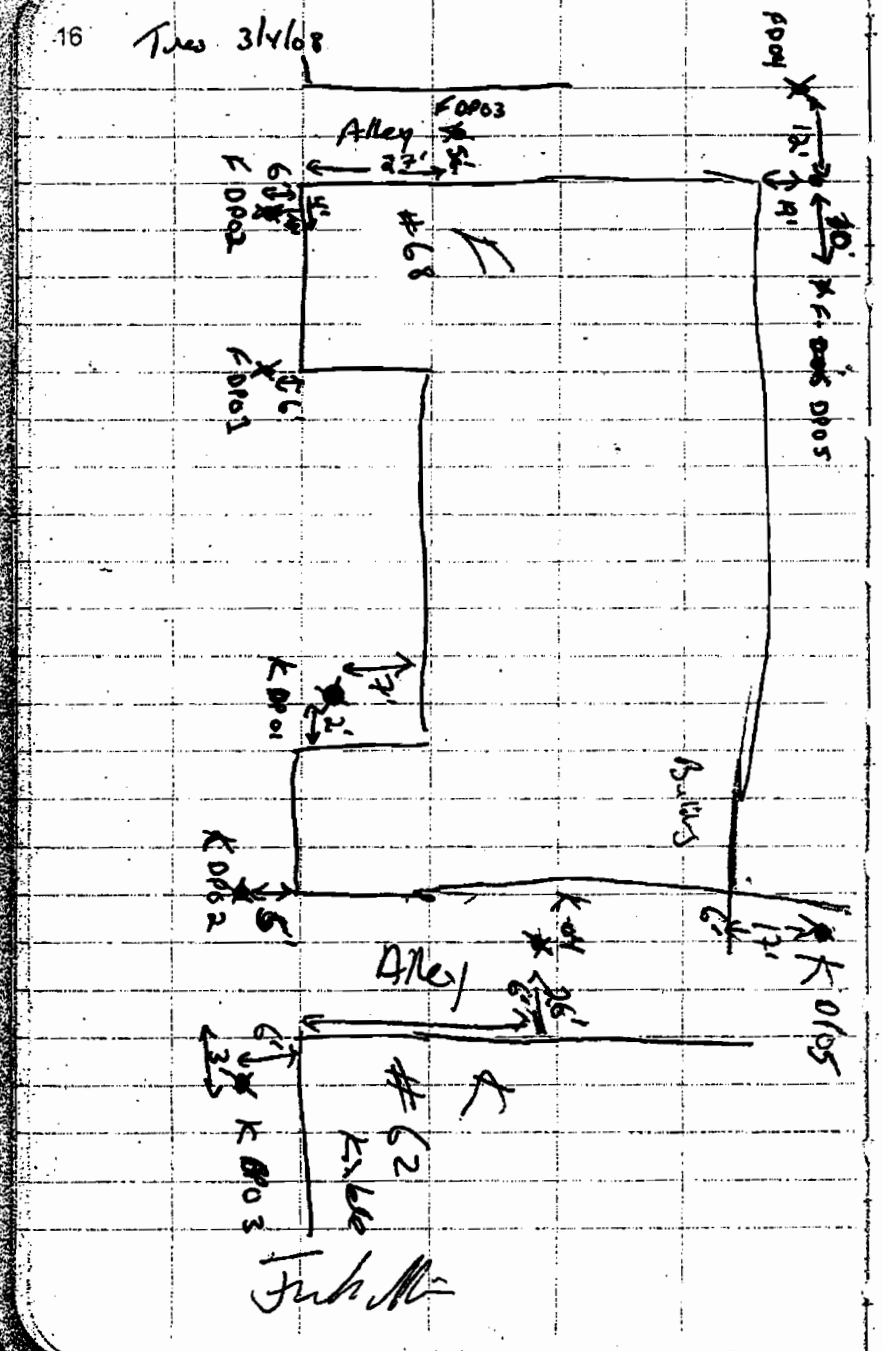

Tues 3/4/08

1345 - At Fedex office dropping off
1 cooler + 3 boxes w/ summa canisters
AB#s: 8619 2965 4346
8619 2965 4368
8919 2965 4357
8919 29165 4379
1415 - At Woodbury office picking up
3 boxes of summa canisters

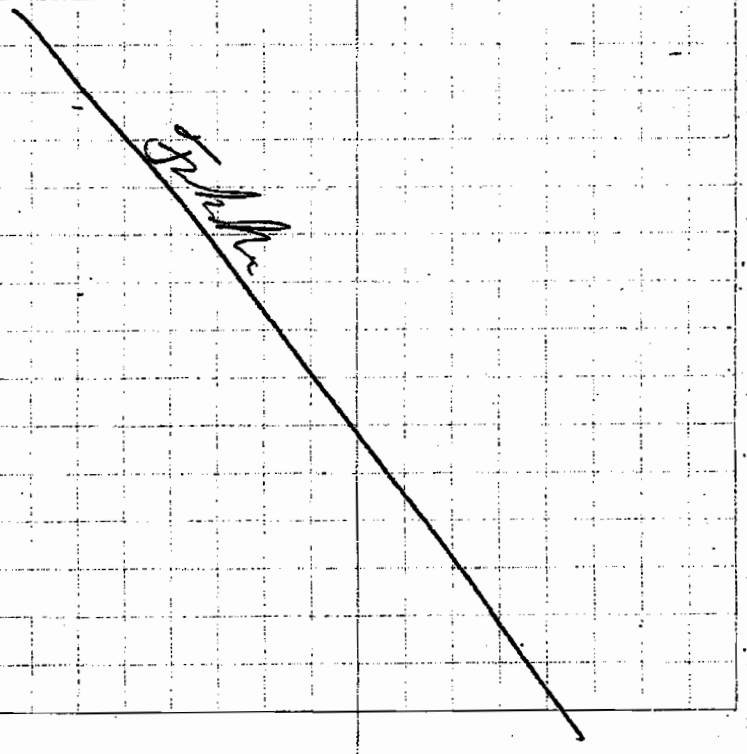

Wed 3/5/08

0645- F Robinson on site
Weather - showers ~ 50°
0735- Zebra on site Evan + Jose
0750- Dump truck in rally by 62 Kinkle
won't start, need to move it for access
0755- Sean O'Hara (CDM) on site
0810- Mini Rae Plus calibrated see Cal
Sheets for details
0825- He test on 130043K-DP02-SV08 ✓
No leakage VOC: 0.4 PPM
0835 He test on 130043K-DP03-SV08 ✓
No leakage VOC: 0.2 PPM
0840- Truck moved setting up
on K DP05
0855 Start Sampling 130043K-DP02-SV25 ✓
(>-30) 0.2 ppm
0902- Start sampling 130043K-DP02-SV45 ✓
(-29.0) 0.4 ppm
0910- Start Sampling 130043K-DP02-SV08 ✓
(-29.5) 0.2 ppm
0915- Hit Refusal @ 45' on K-DP05-SV45
will try to set temporary well Point later
0925- 130043K-DP05-SV25 Installed
1015- Showers returned for ~30 min while Sampling

Frank [illegible]

Wed 3/5/08

1030 Sampled 130043K-DP05-GWS5
Water Quality Data: pH= 5.86
Cond= 0.125 turb >1000
DO= 8.34 Temp= 14.08° ORP=114
1040 Collected Field blank of
check value. 130043K-FB
1055- End Sampling 130043K-DP02-SV25
(-5.0)
1102- End Sampling 130043K-DP02-SV45
(-3.5)
1110- End Sampling 130043K-DP02-SV08
1127 Start sampling 130043K-DP03-SV25 ✓
(-29.0)
1135- Start Sampling 130043K-DP03-SV08 ✓
(-27.5)
1140 Set up Ambient Air Sample
in front of 62 Kinkle street + by
DO3 Samples. $\boxed{130043K-AA}$ Start
1150- Sampled 130043K-DP04-GWS5
Water Quality Data: pH= 6.04 Cond= 0.212
DO= 7.81 T=13.76°C ORP= 105
turb >1000
1130- Start Sampling 130043K-DP03-SV45 ✓
(-29.5)

Frank [illegible]

1205- Installed 130043k- DP04-SU45
1225- Installed 130043k-DP04-SU25
1240 Installed 130043k-DP04-SU08
1255- Finished Sampling 130043k-DP03-SU45
(-4.0)
1327 Finished Sampling 130043k-DP05-SU25
(-4.0)
1340- Finished Sampling 130043k: ~~DP03-SU~~
-AA
for Ambient Air
1355- Leaving the site
1410- At Fedex dropping off 1 cooler
and 2 coolers w/ 7 Summa Canisters
A/B # 8619 2965 4335
Down the day I called:
Site B 567 main St. - Mr. Alfaro said
its OK to work there next week
Site V: 29 Ny Ave: Karen Ledoux said
its OK to work at the next week
Site A: 570 Main St. Called Andrea
Mobo Several times, did not call Back
Sef-T-Swim 631-580-2825

Thurs 3/6/08

0635- Robinson on site
Weather: Clear 35°
0700- Jean on site
0725- Calibrated Multi Rae Plus OK
See cal sheets for details
0730- Calibrated Horiba U-22 - OK
see cal sheets for details
0754- Start sampling 130043K-DP04-SU25 ✓
(-26.5) 0.6 ppm
0800 Start sampling 130043K-DP04-SU45 ✓
(>30.0) 1.0 ppm
0801 Start sampling 130043K-DP04-SU08 ✓
(-30.0) 0.4 ppm
0818 Start sampling 130043K-DP05-SU25 ✓
(≥30.0) 0.7 ppm
0825- Start sampling 130043K-DP05-SU45 ✓
(>30.0) 1.3 ppm
0838- Start sampling 130043K-DP05-SU08 ✓
(-26.5) 0.7 ppm
0851- Start sampling 130043K-AA ✓
Ambient Air by DP05
0950- Sampled 130043F-DP04-GW55
GW Quality: pH: 6.26 Cond: 0.324 DO: 7.41
Temp: 11.58°C ORP: 82 Turb Dusty

22 Thurs 3/6/08

0910- Collected Field Blank Sample of Check valve: 130043F-FB
0920- Installed 130043F-DP04-SV45
0925 Installed 130043F-DP04-SV25
0931 Stopped Sampling 130043K-DP04-SV08 (-2.5)
0933. Stopped Sampling 130043K-DP04-SV25 (-4.0)
0937- Stopped Sampling 130043K-AA ambient air (-1.5)
0940- Installed 130043F-DP04-SV08
1000 Stopped Sampling 130043F-DP04-SV45 (-4.0)
1002 Stopped Sampling 130043K-DP05-SV08 (-3.5)
1005 Stopped Sampling 130043K-DP05-SV25 (-3.5)
1025 Sampled 130043F-DP05-GW55
GW Quality: pH=6.52 Cond=0.291 DO=0.49
Temp=12.84°C ORP=-3.0 Turb >1000
1025- Finished Sampling 130043K-DP05-SV45 (-4.5)
1035- Installed 130043F-DP-05-SV45 25 45
1045

Thurs 3/6/08

23

1100 Installed 130043F-DP05-SV25 and 130043F-DP05-SV08
1210 Sampled 130043F-DP03-GW55
GW Quality: pH=6.34 Cond=0.425
DO=1.16 T=16.46°C ORP=-8
turbity: >1000
1300- Installed:
130043F-DP03-SV25
130043F-DP03-SV08
1330 Sean will be dropping off 1 cooler + 2 boxes of ammo cans to Fedex office: AB#: 8596-4243-1670

FRI 3/7/08

0635- F Abram onsite
Weather: Clear 35°
0655- Calibrated miniRae plus successfully. See Cal sheet for details.
0705- Standard Helium test on 130043F-DP03-SV08 well passed, No leakage
0710- Standard Helium test on 130043F-DP04-SV08
0730 Starting to sample 130043F-DP03-SV25 (-28.5) 0.2 ppm
0735- Starting to sample 130043F-DP03-SV45 (-29.5) 0.2 ppm
0737 Starting 130043F-DP03-SV08 + SD08 (Duplicate) SD08 - 29.5 SV08 - 29.5 1.2 ppm
0752 Start Sampling 130043F-DP04-SV25 (-28.5) 0.2 ppm
0756 Start sampling 130043F-DP04-SV08 (-28.0) 0.4 ppm
0812- Start sampling 130043F-DP05-SV25 (-30.0) 0.0 ppm
0817- Both Duplicate summa canisters ran out of air only 40min.
130043F-DP03-SV08 (-3.5)
130043F-DP03-SD08 (-0.5)
0827 Setting up and starting ambient air

Jack Mc

0827- 130043F-AA between DP-04 and DP-05 locations
0846- Resampling 130043F-DP03-SV08 + SD08 short time on last 2
SV08 (-26.5)
SD08 (-25.0)
0854- Resampling 130043F-DP04-SV08 due to short time (-30.0)
0910 Stopped Sampling 130043F-DP03-SV25 (-4.5)
0922 Stopped sampling 130043F-DP04-SV25 (-4.0)
0925 Stopped Sampling 130043F-DP05-SV45 (-4.0)
0931- Stopped Sampling 130043F-DP04-SV45 (-4.5)
0938- Stopped sampled 2nd Duplicate
130043F-DP03-SV08 (-9.5)
130043F-DP03-SD08 (-4.0)
0947- Stopped sampling 130043F-DP05-SV25
1018 Stopped Sampling 130043F-DP05-SV08 (-5.0)
1021 Stopped sampling 130043F-DP04-SV08 Resample (-4.5)

Jack Mc

FRI 3/7/08

1028- Ambient Air - stopped sampling
~~1~~ 130043F-AA (-25.0)
Slow regulator 6HR?
1100- Finished packing up boxes,
Zebra patched the holes and removed
the tubing to DP-03, 04 and 05.
1140 Dropped off 4 boxes @ Fedex
AB#: 8596 4243 1680



MON 3/10/08

0645- FRobinson on site Cat
567 Main St. site: 130043B
Weather: Clear 30°
0705- Marked out 5 DP locations
DP04 had to be moved due to
its location is on another property
moved to the corner of the building
0710- Calibrated Horiba OK see Cal
Sheets for details
0745- Zebra on site: Evan + Jose
0800- Setting up on 130043B-DP05
0815- Down to 55'
0835- Sampled 130043B-DP05-GW55
plus MS/MSD
Water Quality: pH= 5.69 cond= 0.619
DO= 7.60 Temp= 10.07°C
ORP= 152 turb = >1000
0845 Collected field blank of check valve
130043B- FB
0850- Installed 130043B-DP05-SV~~55~~ 45 JR
0900- Installed 130043B-DP05-SV 25
0910- Installed 130043B-DP05-SV08
0915 Setting up on 130043B-DP01
0930- Down to 55

0940- Sampled 1300438-DP01-GW55 and Duplicate Sample 1300438-DP06-GW55
GW Quality: pH = 5.72 Cond = 0.440
DO = 5.01 Temp = 10.25°C
ORP = 74 Turb >1000
0955- Installed 1300438-DP01-SV45
1010 Installed 1300438-DP01-SV25
1020 Installed 1300438-DP01-SV08
1025- Setting up on 1300438-DP02
1055 Done to SS
1115- No vent pully at
1220- Sampled 1300438-DP02-GW55
GW Quality: pH= 6.00 Cond = 0.397
DO= 4.75 Temp= 12.28°C
ORP= 83 Turb >1000 DP01 DP05
1230- Helium leak test on 1300438-SV08
Passed - No leaks No He detected
1235- Installed 1300438-DP02-SV45 and 1300438-DP02-SV25
1240- Helium leak test on 1300438-DP01-SV08
Passed - No He detected
1245- Installed 1300438-DP02-SV08
1320- Sampled 1300438-DP03-GW55
GW Quality: pH= 6.07 cond= 0.342 DO= 5.75
Temp= 11.82°C ORP=71 Turb >1000

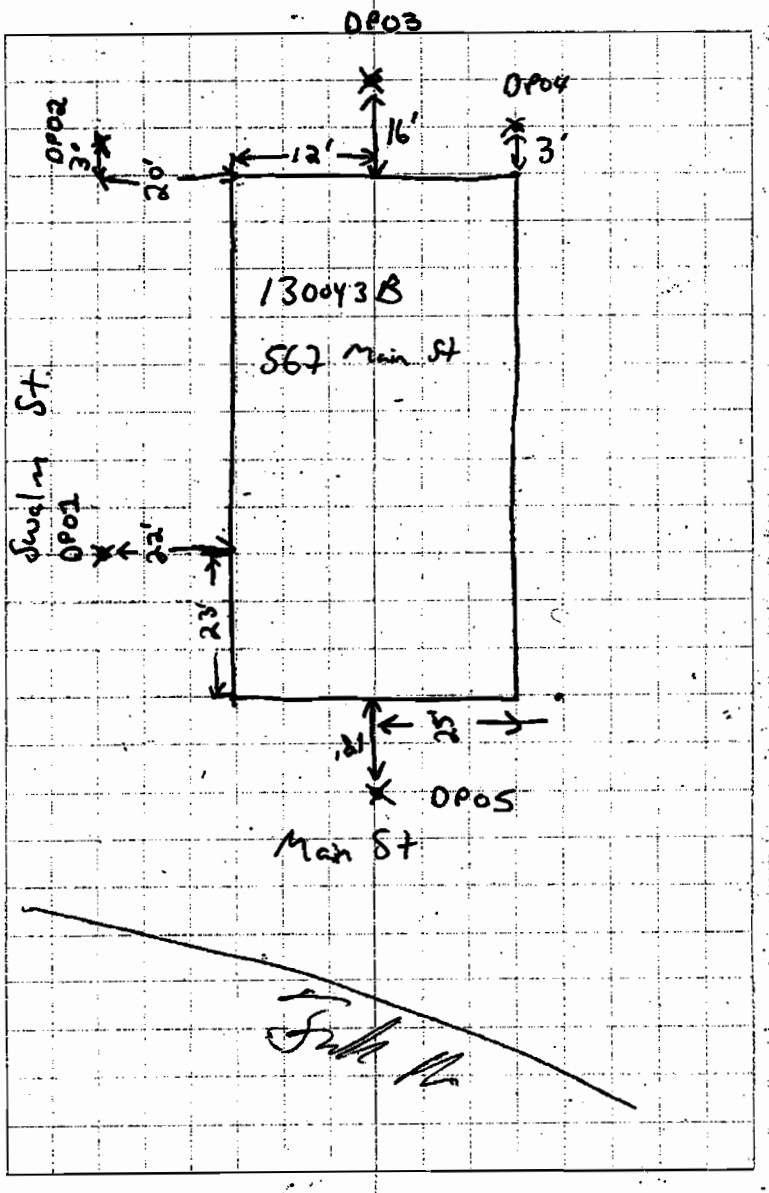

30 MON 3/10/08

1330 - Spoke to Mr. Bob Scarpelli (Castle Collision) → Site A. Did not get the NYSDEC Letter, I gave him my copy and will speak to his partner about doing the work.
1335 - Installed 1300436-DP03-SV45
1345 - Installed 1300436-DP03-SV25
1355 - Installed 1300436-DP03-SV08
1415 - Zebra Cleaning dropping to Fedex
1420 Dropped off 1 cooler @ Fedex
Ab #: 8596 4243 1669
1440 - At Woodbury office picking up 5 boxes, (20) summa Canister

Tuesday

Tues 3/11/08

31

0625 - K Robinson on site
Weather: Partly Cloudy 37°
0645 - Calibrated Multi Rae Plus and Honda U-22 successfully - see Cal sheets for details
0707 Start Supply 1300436-DP05-SV25 (-28.0) 4.0 ppm
0712 - Start Supply 1300436-DP05-SV45 (-30) 7.1 ppm
0719 - Start Supply 1300436-DP05-SV08 (-29.5) 1.4 ppm
0738 - Start Supply 1300436-DP02-SV25 (-28.5) 9.6 ppm
0745 - Start Supply 1300436-DP02-SV45 (-29.5) 5.8 ppm
0749 - Start Supply 1300436-DP02-SV08
0800 - Zebra On site - only Sven
0828 - Stopped Supply 1300436-DP05-SV25 (-4.5)
0833 - Start Supply 1300436-DP02-SV25 (-29.5) 0.8 ppm and Duplicate sample 1300436-DP02-SD25 (-29.0) 0.8 ppm
0834 - Start Supply 1300436-DP02-SV45 (-27.5) 1.1 ppm

0843- Sampled 1300436-DP02-SV08
(-27.5) 0.5 ppm
0845- Start Supply Ambient Air Sample
located at DP02
1300436-AA (-30.0)
0848- Stopped Supply 1300436-DP05-SV08
(-4.0)
0855- Stopped Supply 1300436-DP05-SV45
(-4.0)
0905- Stopped Supply 1300436-DP01-SV25
(-4.5)
0920- Sampled ~~1300436-~~DP04-GW55
GW Quality: pH = 5.99 Cond = 0.600
DO = 4.45 Temp = 9.91°C ORP = 108
Turb = >1000
0925- Stopped Supply 1300436-DP01-SV45
(-5.0)
0940- Collected ~~FB~~ Field Blank sample at
Check valve 1300436-FB
0945- Stopped Supply 1300436-DP01-SV08
(-4.5)
0950- Installed 1300436-DP04-SV45
1005 Installed 1300436-DP04-SV25
1008- Stopped Supply 1300436-DP02-SV45
(-4.0)

Frank Mi

1012- Stopped Supply
1300436-DP02-SV25 (-5.0)
1300436-DP02-SV25 (Duplicate) -5.5
1018 Started supply 1300436-DP03-SV25
(-28.5) 0.9 ppm
1021 Started Supply 1300436-DP03-SV45
(-30.0) 0.6 ppm
1025- Started Supply 1300436-DP03-SV08
(-30.0) 1.6 ppm
1027- Stopped Supply 1300436 ~~DP~~ AA
ambient Air Sample
1034 Stopped Supply 1300436-DP02-SV08
(-4.0)
1035- Installed 1300436-DP04-SV08
1138 Stopped Supply 1300436-DP03-SV25
(-5.0)
1200- Started Supply 1300436-DP03-SV45
(-4.5)
1220 Finished Supply 1300436-DP03-SV08
(-5.0)
1240- Marked out locations at 1300434 site
w/ Crum (Zebra)
1325- Dropped off 5 bags @ Fedex
AB# 8619 2965 4313

Frank Mi

Wed 3/12/08

0630- E Robinson on site
Weather: Overcast 45°
0650- Calibrated Multi Rae Plus and Horiba U-22 - both passed see Cal sheets for details
0700 Shawn M (CDM) on site
0723- Start Sampling 130043B-DP04-SV25 ✓
(-30) 2.3ppm
0729 Start Sampling 130043B-DP04-SV45 ✓
(-29.5) 2.6 ppm
0732- Start Sampling 130043B-DP04-SV08 ✓
(-29.0) 3.2 ppm
0734- Start Sampling 130043B-AA Ambient Air Set up area to DP04
0730 Zebra on site (Evan only again)
0745- Starting on 130043A-DP05
0808- Stopped Sampling 130643B-DP04-SV25
(-4.5) Last Regulator
0815- Sampled 130043A-DP05-GWSS +MS/MSD
Gw Quality: 5.96 Cond= 0.666 DO= 3.80
Temp= 11.27°C ORP= 69 turb = >1000
0830- Sampled Field Blank at Check Value 130043A-FB
0840 Installed 130043A-DP05-SV45

Fred M

Wed 3/12/08

0855- Stopped Sampling 130043B-AA (-4.5)
0900- Stopped Sampling 130043B-DP04-SV08 (-4.5)
0905- Installed: 130043A-DP05-SV25 and 130043A-DP05-SV08
0913- Stopped sampling 130043B-DP04-SV45 (-5.0)
0935- Starting at 130043A-DP04
1000- Sampled 130043A-DP04-GWSS and Duplicate Sample 130043A-DP06-GWSS
GW Quality: pH= 6.28 Cond= 0.429
DO= 0.47 temp= 11.44°C ORP= 2
turb = >1000
1020- Installed 130043A-DP04-SV45
1050 Installed 130043A-DP04-SV25
1100 Installed 130043A-DP04-SV08
1125 At 130043A-DP03 location
1220- Sampled 130043A-DP03-GWSS
GW Quality: pH= 6.36 Cond= 0.597
DO= 1.15 temp= 14.61°C ORP= -15
turb >1000
1240- Helium test on 130043A-DP05-SV08
OK- No He detected

Fred M

~~Thurs~~ Wed 3/12/08

1250 Helium test on 130043A-DP04-SV08
OK - No He detected
1300 - Installed: 130043A-DP03-SV45
130043A-DP03-SV25
130043A-DP03-SV08
1340 - At Fedex dropped off 2 boxes
AB#: 8619 2965 4107

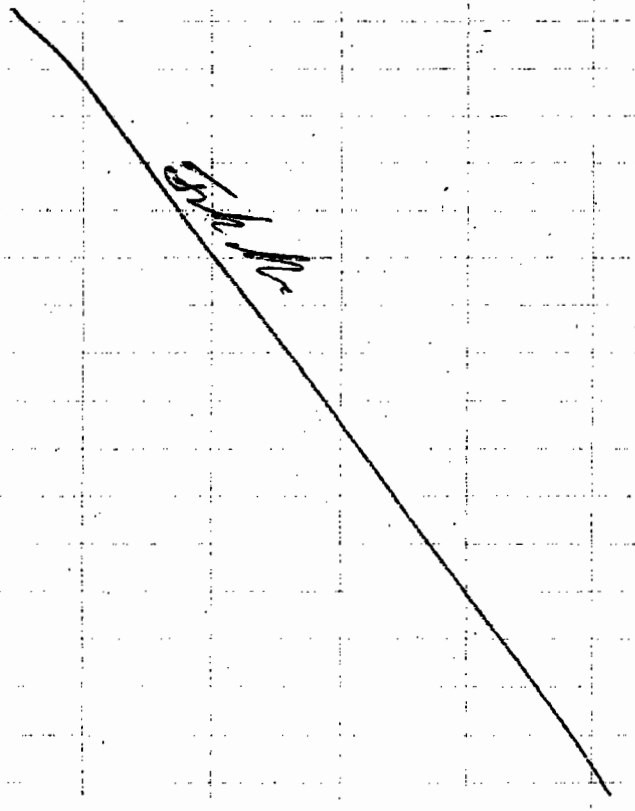

Thurs 3/13/08

0625 - F Robinson on site
Weather: Cloudy 35°
0645 - Calibrated Multi Rae Plus and Horiba U-22 OK. See Cal Sheets for details. Shawna (CDM) on site)
0700 - 130043A-DP03 was put in the wrong location, next designation will be 130043A-DP03A
0724 Start Sampling 130043A-DP05-SV25
(-28.5) 16.8 ppm
0730 Start Sampling 130043A-DP05-SV45
(-26.5) and 130043A-DP05-SD45 (Duplicate)
(-28.5) 50.3 ppm
0734 - Start Sampling 130043A-DP05-SV08
(>-30) 0.8 ppm
0730 Zebra on site Evan + Luke
0752 Start Sampling 130043A DP04-SV25
(>-30.0) 50.2 ppm
0803 Start Sampling 130043A-DP04-SV08
(-26.0) 1.4 ppm
0805 - Start Sampling 130043A-AA
Ambient Air located near DP04

Thurs 3/13/08

0808 Start Sampling 130043A-DP04-SU45 ✓
(- > 30.0) 56.2 ppm
0811- Stopped Sampling 130043A-DP05-SU45
(-4.0) Fast Regulator and 130043A-DP05-SU45
(-17.5) Duplicate of SU45
0830- Sampled 130043-DP01-GW55
GW Quality: pH = 5.86 Cond = 0.513
DO = 2.99 Temp = 12.02°C ORP = 69
Turb > 1000
0840 Collected Field Blank sample of check
Value 130043A-FB
0845- Installed 130043A-DP01-SU45
0855 Installed 130043A-DP01-SU25
0900. Installed 130043A-DP01-SU08
0907 Stopped Sampling 130043A-DP05-SU25
(-5.0)
0927 Stopped Sampling 130043A-DP04-SU45
(-5.0)
0940. Resample of 130043A-DP04-SU08 ✓
due to slow regulator on original
(-26.5)
0943- Stopped Sampling 130043A-~~DP0~~ JR AA
(-5.0) Ambient Air

Fuel Air

Thurs 3/13/08

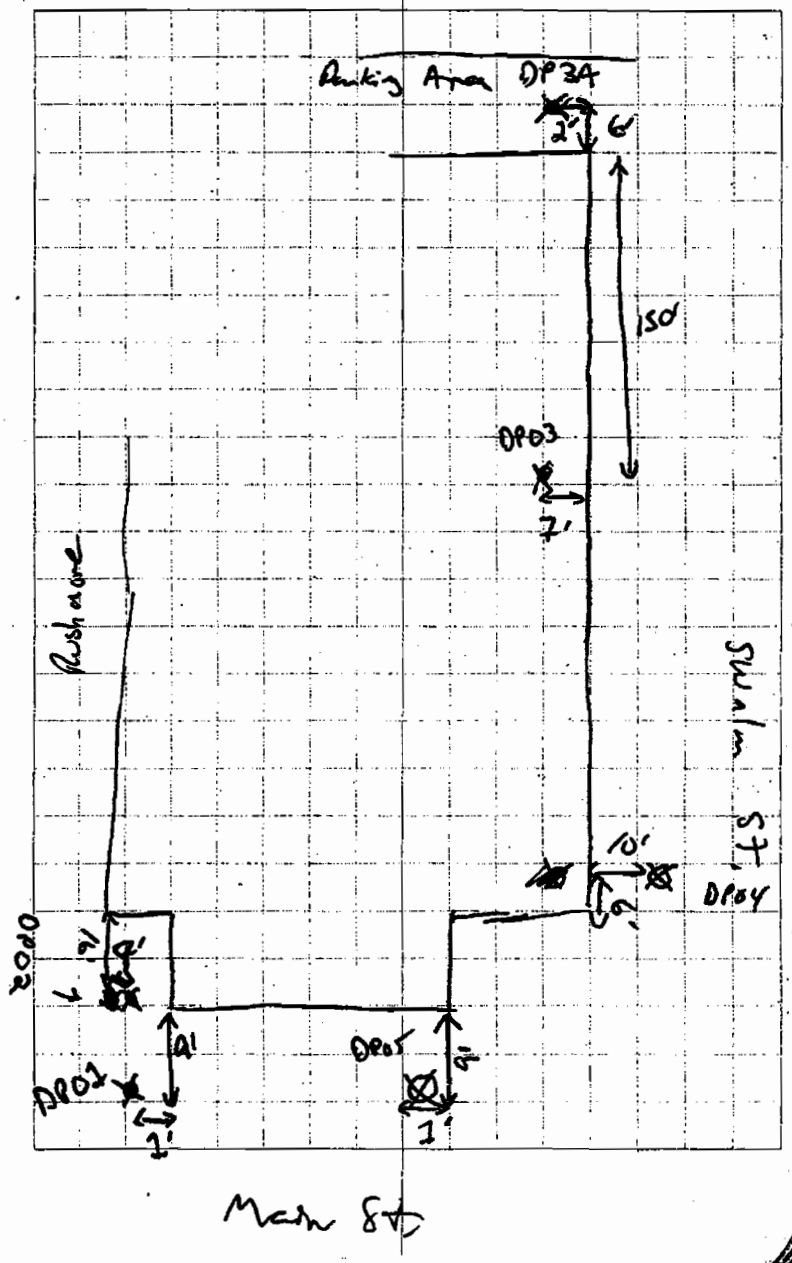

Thurs 3/13/08

0950- Sampled 130043A-DP02-GW55
GW Quality: pH= 5.80 Cond= 1.15
DO= 4.19 Temp= 11.36°C ORP= 68
turb >1000
0958- Stopped Sampling 130043A-DP04-SV25
(-5.5)
1005- Installed 130043A-DP02-SV45
1020- Installed 130043A-DP02-SV25
1035 Installed 130043A-DP02-SV08
1105 Stopped sampling 130043A-DP04-SV08
(-4.5)
1125 Sampled B00433-DP03A-GW55
GW Quality: pH= 6.40 Cond= 0.229
DO= 2.61 Temp= 13.65° ORP= -23
turb >1000
1145- 130043A-DP03A-SV45 Installed
1215- 130043A-DP03A-SV25 Installed
130043A-DP03A-SV08 Installed
1245- Dropped off 4 Bottles & Kidea
Ab # 8619 2965 4302
Shawna at site w/ Zebra cleaning up and
pulling SV tubing
1300- At Woodbury office picking up Coolers &
Summa Canisters.

Fab Air

FRI 3/14/08

0625- F Robinson on site
Weather Cloudy 41°
0700 Shawna on site
0721- Start Sampling 130043A-DP01-SV25 ✓
(>-30.0) 0.0 ppm
0725- Start Sampling 130043A-DP01-SV08 ✓
(-29.5) 0.2 ppm
0728- Start Sampling 130043A-DP01-SV45 ✓
(-30.0) 1.1 ppm
0730 Start Sampling 130043A-AA ✓
Ambient Air Sample (-29.5)
Leak by 130043A-DP01-
0745- Start Sampling 130043A-DP02-SV25 ✓
(-29.5) 0.4 ppm
0749- Start Sampling 130043A-DP02-SV08 ✓
(-29.0) 0.2 ppm
0752- Start Sampling 130043A-DP02-SV45 ✓
(-30.0) 1.4 ppm
0816- Start Sampling 130043A-DP03A-SV25
(-28.0) 2.7 ppm
0822 Start Pumping 130043A-DP03A-SV08 ✓
(-29.5) 1.6 ppm
0824 Start Sampling 130043A-DP03A-SV45 ✓
(>-30.0 3.0 ppm

Fab Air

FRI 3/14/08

0850 Stopped Sampling 130043A-DP03A-SV25
FAST Regulator
0852 Started to Sample 130043A-DP03A-SV25 ✓
(-29.5) 2.7 ~~0.7~~ ppm. 2nd Run.
0900 Stopped Sampling 130043A-DP01-SV08
(-4.5)
0903 Stopped Sampling 130043A-DP01-SV25
(-4.0)
0921 Stopped Sampling 130043A-DP01-SV45
(-4.5)
0923 Stopped Sampling 130043A-DP02-SV45
(-4.0)
0925 Stopped Sampling 130043A-DP02-SV25
(-4.5)
0936 Stopped Sampling 130043A-DP02-SV08 (-4.5)
1006 Stopped Sampling 130043A-DP03A-SV08
(-5.0)
1022 Stopped Sampling 130043A-DP03A-SV25 (-5.0)
1024 Stopped Sampling 130043A-DP03A-SV45 (-5.5)
(Exactly 2 HRS!!) Last sample - Finished w/ site A.
1045 Zebra (Evan + Jose) onsite @ 0730, pulling out SV hoses and fixing up grass area that was disturbed by Geoprobe rig using top soil.

[signature]

FRI 3/14/08

1055 Stopped off at sites V + C to scope out locations
1145 At Fedex dropping off 3 boxes
AB#: 8619 2965 4298

[signature]

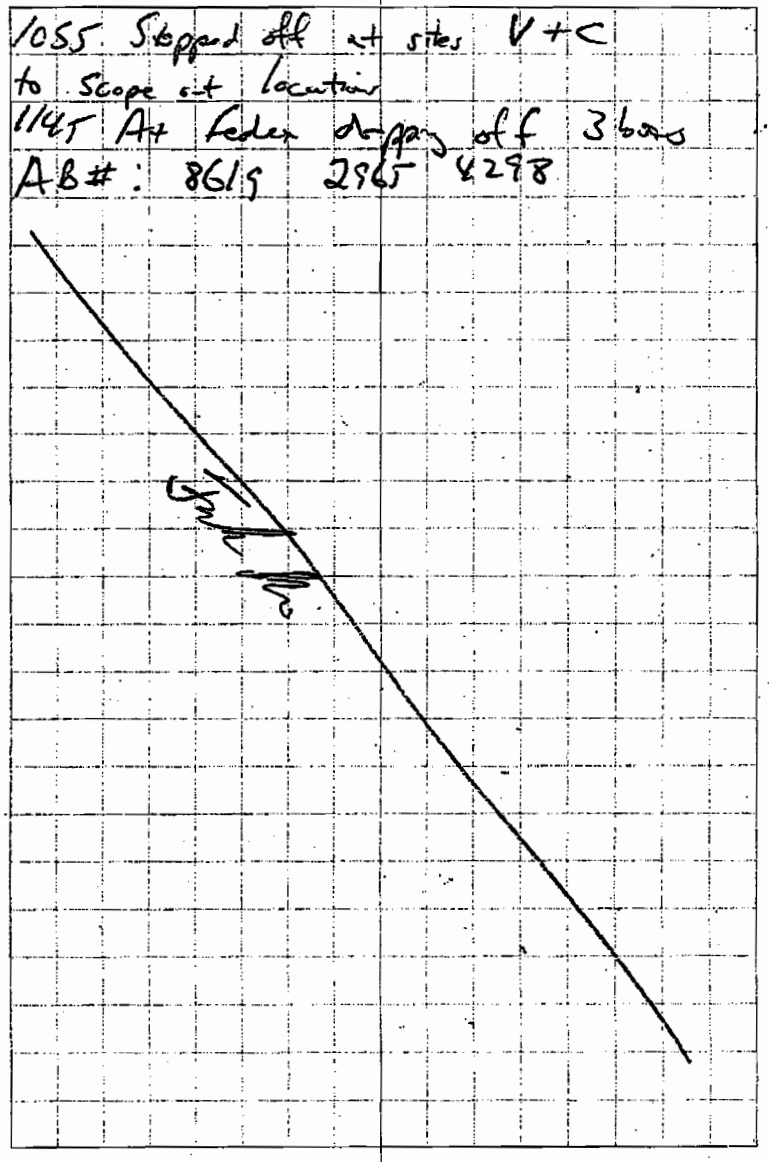

0630 F Robinson on site 130043V
Weather: Clear 33°
0635 - Putting cones at SV locations. Spoke to Jim, building janitor/maintenance person, told us, Sean O'Hara (CDM) arrived @ this time.
0730 - Calibrated Mult-Rae Pro and Horiba U-22 → UC. See cal sheet for details
0750 - Zebra on site. Evan + Luke
Site 130043V
0835 - Setting up on DP05
0910 - Sampled 130043V-DP05-GW55
GW Quality: pH = 5.65 cond = 0.125 DO = 8.37
Temp = 14.02°C ORP = 128 turb >1000
0920 - Collected - Field Blank of Check Value
130043V - FB
0925 - Installed 130043V-DP05-SV45
0940 - Installed 130043V-DP05-SV25
0945 - Installed 130043V-DP05-SV08
1035 - Sampled 130043V-DP04-GW55 and Duplicate
130043V-DP06-GW55
GW Quality: pH = 5.95 cond = 0.176 DO = 7.76
Temp = 16.25°C ORP = 91 Turb = >1000
1050 - Installed 130043V-DP04-SV45

Frank [illegible]

1105 - Installed 130043V-DP04-SV25
1110 - Installed 130043V-DP04-SV08
1150 - Sampled 130043V-DP05-GW55
GW Quality: pH = 6.35 Cond = 0.841
DO = 7.50 Temp = 15.51°C ORP = 63
Turb >1000 (test OK)
1200 ~~Tues~~ Fr He test on 130043V-DP05-SV08
1215 - Start Sampling 130043V-DP05-SV25 ✓
(-29.5) 3.5 ppm
1221 Start Sampling 130043V-DP05-SV08 ✓
(-23.0) 0.2 ppm
1222 - Start Sampling 130043V-DP05-SV45 ✓
(-29.0) 0.9 ppm
1224 - Start Sampling 130043V-~~DP05~~ EZ-AA ✓
Ambient Air Sample Near to DP05
1225 - Installed 130043V-DP03-SV45
130043V-DP03-SV25
130043-DP03-SV08
1315 - Helium test on 130043V-DP04-SV08
OK. No He ~~test~~ detected
1341 - Stopped Sampling 130043V-DP05-SV08 (-4.5)
1347 Stopped Sampling 130043V-DP05-SV45 (-5.0)
1400 - Stopped Sampling 130043V-DP05-SV25 (-5.0)
1405 - Stopped Sampling 130043V-~~DP~~ AA (-5.0)

Frank [illegible]

Mon 3/17/08

1430 Sampled 130043V-DP02-GW5T
GW Quality: pH= 5.99 Cond= 0.993
DO= 7.21 Temp= 15.48°C ORP= 94
Turbidity >1000
1435- Installed 130043V-DP02-SV45
1450- Installed 130043V-DP02-SV25
1500- Installed 130043V-DP02-SV08
1510- Leaving the site: Sean dropping off
1 cooler + 1 box w/ summa constr @ Fedex
AB#:
2030- Chemtech delivers 3 boxes (12 cans)
to Sean at his Hotel

Frank M.



Tues 3/18/08

0625- F Robinson on site
Weather: Partly Cloudy 37°
0705- Calibrated Multi Rae and
Horiba U-22 successfully. See cal sheets
for details
0718- Started sampling 130043V-DP04-SV25 (>-30)
0722 Starting Sampling 130043V-DP04-SV08 ✓
(-29.5) 0.8 ppm
0724- Started Sampling 130043V-DP04-SV45 ✓
(>-30.0) 0.5 ppm
0738- Started to Sample 130043V-~~DP04~~ DP03 Je-SV25 ✓
(>-30.0) 0.7 ppm
0740- Started to Sample 130043V-DP03-SV08 ✓
(>-30.0) 0.4 ppm
0742- Started to Sample 130043V-DP03-SV45 ✓
0800- Zebra on site
0759- Started Sampling 130043V-DP02-SV25 ✓
(-29.0) 0.5 ppm
0801- Started Sampling 130043V-DP02-SV45 ✓
(-28.0) and Duplicate 130043V-DP02-SD45 ✓
(-29.0) 0.4 ppm
0806- Started to Sample 130043V-DP02-SV08 ✓
(-27.0) 0.1 ppm
0838- Stopped Sampling 130043V-DP04-SV25 (-5.0

Frank M.

Tues 3/18/08

(-3.5)

0846 Stopped Sampling 130043V-DP02-SV45 and
130043V-DP02-SD45 (Duplicate) (-11.5)
SV-45 had fast regulation
0855- Sampled 130043V-DP01-GW55
GW Quality: pH= 5.53 Cond= 0.890
DO= 5.91 temp= 12.88°C ORP= 127
turb >1000
0918- Stopped Sampling 130043V-DP04-SV45 (-5.0)
0920- Stopped Sampling 130043V-DP04-SV08 (-5.0)
0926- Stopped Sampling 130043V-DP02-SV08 (-5.0)
0930- Installed: 130043V-DP01-SV08
130043V-DP01-SV25
130043V-DP01-SV45
0934 Stopped Sampling 130043V-DP03-SV45 (-5.0)
0936- Stopped Sampling 130043V-DP03-SV25 (-5.0)
0940- Stopped Sampling 130043V-DP03-SV08 (-6.0)
0944- Stopped Sampling 130043V-DP02-SV25 (-4.5)
1135- Start Sampling 130043V-DP01-SV25 ✓
(-30.0) 0.4 ppm
1140- Start Sampling 130043V-DP01-SV08 ✓
(-30.0) 0.4 ppm
1143- Start Sampling 130043V-DP01-SV45 ✓
(-29.5) 0.4 ppm

Tues 3/18/08

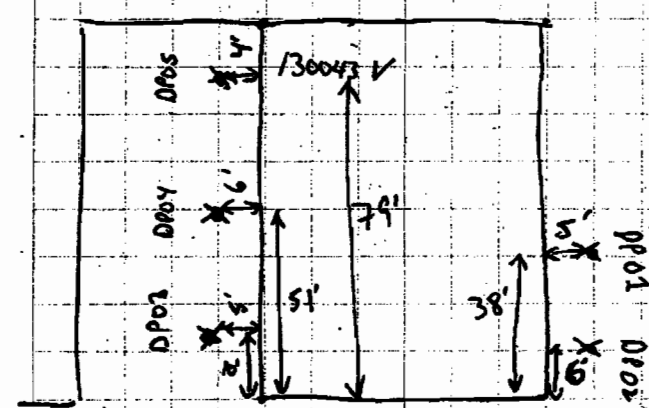

New York Ave

Tues 3/18/08

1145- No ambient air sample was collected today, Chemtech short us 1 Summa Cannister.
1240- Stopped Sampling 130043V-DP01-SU08 (-5.0)
1305- Stopped Sampling 130043V-DP01-SU25 (-5.0)
1315 Stopped Sampling 130043V-DP01-SU45 (-5.0)
1345- Sean going to Fedex w/ 4 Boxes of cannisters +1 Cooler AB#: 3619 2965 4118

Wed 3/19/08

0630- F. Robinson on site
Weather: Rain 43°
0725 Sean (Cam) on site
0740 Zachira on site
At Site 130043C
125 State Street
0840 At 130043C-DP05
refusal at 46' (No water)
setting SU45
0930 Installed 130043C-DP05-SU45
had to go down again with rod hole collapsed
0950 Installed 130043C-DP05-SU25
1000 Installed 130043C-DP05-SU03
1050- Calibrated Horiba U-22 OK
See Cal Sheets for details.
1100 Sampled 130043C-DP05-GW55
+ MS/MSD
0 GW Quality: pH= 6.20 cond= 0.156
DO= 4.33 temp= 12.68°C ORP= 62
turb >1000
1120- Collected Field Blank sample of Check valve 130043C-FB

[signature]

Wed 3/19/08

1200 - Sampled 130043C-DP04-GW55
and Duplicate Sample 130043C-DP06-GW55
GW Quality: pH= 5.58 Cond= 0.084
DO= 4.34 temp= 12.46°C ORP= 136
turbidity >1000
1215- Installed 130043C-DP04-SU45
1315- Installed 130043C-DP04-SU25
130043C-DP04-SU08
1330- Raining heavy, stopping work for today
1400- leaving the site: Sean going to Fedex to drop off cooler: Fedex AB#
8619 2965 4276

Thurs 3/20/08

0625- F. Robinson on site
Weather: Drizzle 49°
0630- Dave (Zebra) called: Delay due to axle breaking on Geoprobe trailer while driving. Will call later with an update
0740 Sean (CAM) onsite
0730 Calibrated Multi-Rae Plus - OK
see Cal sheets for details
0745- Conducted Helium leak test on 130043C-DP05-SU08 — OK, no He detected
0813- Start Sampling 130043C-DP05-SU25 ✓
(-29.5) 2.5 ppm
0818- Start Sampling 130043C-DP05-SU08 ✓
(>-30.0) 3.5 ppm
0821- Start Sampling 130043C-DP05-SU45 ✓
(-27.5) 3.3 ppm
0824- Start Sampling 130043C-AA ✓
(-28.5) Ambient Air Sample Next to 130043C-DP05
0840- Start Sampling 130043C-DP04-SU25 ✓
(-29.5) 1.9 ppm

Thurs 3/20/08

0845 Start Sampling 130043C-DP04-SV08 (>-30.0) 2.9 ppm and Duplicate of SV08 130043C-DP04-SD08 (-29.5) 2.9 ppm

0849 Start Sampling 130043C-DP04-SV45 (-30.0) 1.7 ppm

0908- Stopped Sampling 130043C-DP05-SV08 (-4.0) Fast Regulator

0915- Dave (Zebra) called: Drillers will not be on site today, trailer is totally shot and Drill rig and drillers were undamaged. Will be here tomorrow 1st thing.

0945- Stopped Sampling 130043C-DP05-SV45 (-4.0)

0947- Stopped Sampling 130043C-AA (-5.0) Ambient Air Sample

1000- Stopped Sampling 130043C-DP05-SV25 (-5.0)

1026 Stopped Sampling: 130043C-DP04-SV08 (-4.0) and 130043C-DP04-SD08 (-5.0) Duplicate of SV08

1030- Stopped Sampling 130043C-DP04-SV25 (-4.5)

1100- Measured off Locations DP04 + DP05

1110- Seam dropping 2 bxs of Summa Canisto @ Fedex AB#: 8596 4243 1688

Thurs 3/20/08

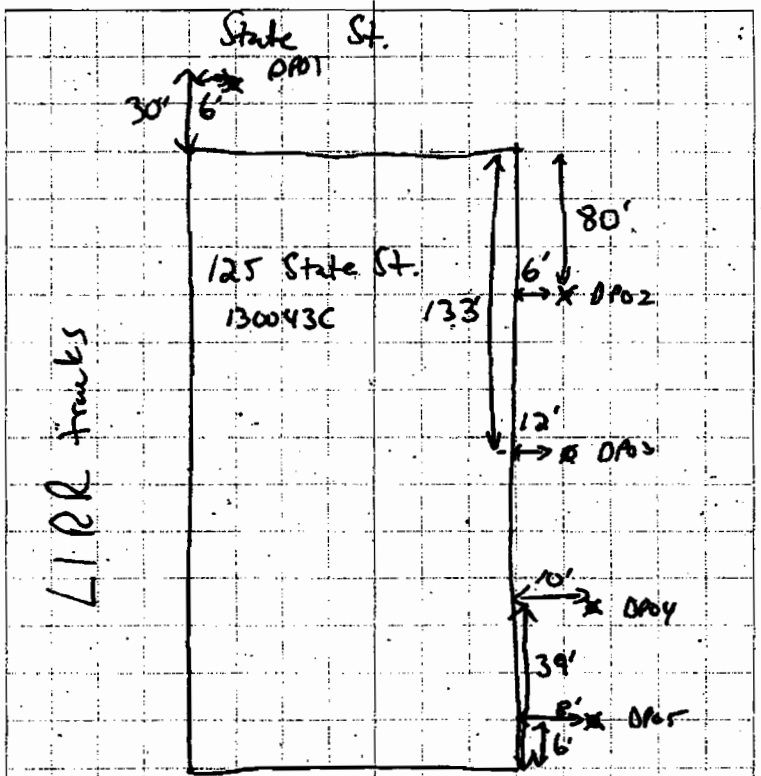

FRI 3/21/08

0630- E Robson on site
Weather: Clear, windy 37°
0715- Sean on site
0730- Zeba on site (Sean + Jose)
0745- Calibrated Multi Rae + Hanba U22
OK - See Cal sheets for details
0750- Starting at 130043C-DP03
0755 Installed 130043C-DP03- SU08
0800- Installed 130043C-DP03- SU25
0835- Sampled 130043C-DP03-GW05
GW Quality: pH= 5.77 cond= 0.094 DO=3.78
Temp= 11.94°C ORP= 95 turb = >1000
0845- Collecting Field Blank Sample of
Check valve 130643C-FB
0850- Installed 130043C-DP03-SU45
0900- Installed 130043C-DP02-SU08
0915- Installed 130043C-DP02 SU25
0940- Sampled 130043C-DP02-GW05
GW Quality: pH= 5.77 cond= 0.088
DO= 8.575 Temp= 14.15°C ORP= 73
Turbity = >1000
1000- Installed 130043C-DP02-SU45
1005- Overhead wires down low close to bldg
where DP01 should be, have to move it

FRI 3/21/08

close to the street
1050- Installed 130043C-DP01-SU08
1054- Started Sampling 130043C-DP03-SU25
(-30.0) 0.6 ppm
~~1058 Started SU~~
1057- Starting Sampling 130043C-AA (-27.5)
Ambient Air wind to DP03-
1058- Started Sampling 130043C-DP03-SU08
(-29.0) 0.8 ppm
1101- Started Sampling 130043C-DP03-SU45
(>-30.0) 1.1 ppm
1105- Installed 130043C-DP01-SU25
1130- Sampled 130043C-DP02-GW05
GW Quality: pH= 5.89 cond= 0.282
DO= 6.49 Temp= 13.15°C ORP= 94
turbidy = >1000
1140 - Stopped Sampling 130043C-AA
Ambient Air (Fuel Regulator
1145- Installed 130043C-DP01-SU45
1204- Started Sampling 130043C-DP02-SU25
(-30.0) 0.7 ppm
1208 Started Sampling 130043C-DP02-SU08
(>-30.0) 0.6 ppm

FRI 3/21/08

1211 - Started to Sample 130043C- DP02-SV45 ✓
(>-30.0) 0.3 ppm
1241 - Stopped Sampling 130043C-DP03-SV08 (-4.5)
1244 Stopped Sampling 130043C-DP03- SV45 (-4.5)
1254 - Stopped Sampling 130043C-DP03-SV25 (-5.5)
(2 HRS!!)
1327 - Stopped Sampling 130043C- DP02- SV25 (-5.0)
1342 - Stopped Sampling 130043C-DP02-SV08 (-5.0)
1350 - Started Sampling 130043C- DP01- SV25 ✓
(-30.0) 0.5 ppm
1354 - Started Sampling 130043C- DP01-SV08 ✓
>-30.0 0.6 ppm
1356 - Started Sampling 130043C- DP01-SV45 ✓
>-30.0 0.6 ppm
1411 Finished Sampling 130043C DP02-SV45 (-6.0)
(2 HRS)
1525 Finished Sampling 130043C-DP01-SV45 (-5.0)
1527 Finished Sampling 130043C- DP01- SV25 (-5.0)
1554 - Finished Sampling 130043C- DP01-SV08 (-7.0)
1615 - Dropped off 1 box of summa canister
@ Fedex AB#: 8619 2965 4254 for Sat
Delivery. Sean previously dropped off 1 cooler
and 3 boxes of canisters: AB#:
8647 0551 4953
8619 2965 4265

Frank M

MON 3/24/08

0620 F. Robinson on site
Clear 32°
0630 Marking out locations at
750 Summa Ave site N
0745 Zebra on site (Evan + Jose)
0750 - Calibrated Multi-Rae Plus and
Horiba U-22 - OK See Cal sheets
for details
0815 - Zebra Vac truck on site (Quincy + Rector)
0845 - DP05 Hand cleared with hand
auger down to 5'
0850 - 130043N DP05- SV08 Installed
0900 - DP04 Hand cleared to 5' with hand
auger
0905 - Installed 130043N-DP05-SV25
0950 Sampled 130043N- DP05- GW55
GW Quality: pH: 5.89 cond = 0.173
DO = 10.96 Temp = 73.40°C ORP = 135
turbidity >1000
1000 - Collected Field Blank sample of
Check valve 130043N- FB
1005 - Installed 130043N-DP05- SV45
1020 - Installed 130043N- DP04- SV08
1030 - Installed 130043N- DP04- SV25

Frank M

1030. DP03 cleared to 5' using a hand auger.
1140. DP02 cleared to 5' using a hand auger
1150 - Installed 130043N-DP04-SV45
1207. Started Sampling 130043N-DP05-SV25 ✓
(-30.0) 1.3 ppm
1211 Started Sampling 130043N-DP05-SV08 ✓
(-29.0) 0.8 ppm
1214- Started Sampl. 130043N-DP05-SV45 ✓
(-27.0) 1.2 ppm Fe
1215- Started Sampling 130043N ~~DP05~~ Aft ✓
Ambient Air at DP05 location
1230- Sampled 130043N-DP04-GW55 and Duplicate 130043N-DP06-GW55
GW Quality: pH 6.03 Cond= 0.060
DO: 5.74 Temp= 14.92°C ORP= 60
Turb = >1000
*At 1145 Conducted Helium test on 130043N-DP05-SV08 - OK, No leak, No He detected in tube Sample tubing.
1310- Conducted Helium test on 130043N-DP04-SV08 OK, No leak, No He detected in SV tubing
1315. Installed 130043N-DP03-SV08

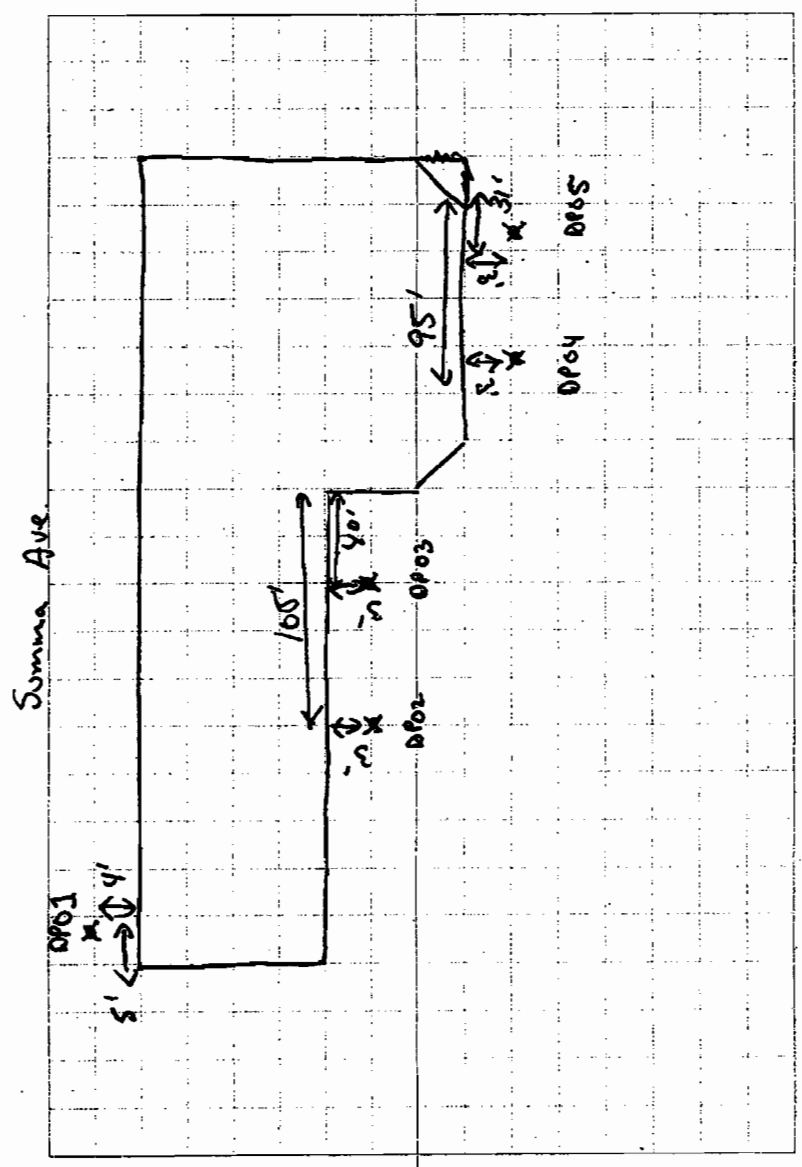

MON 3/24/08

1320 - DP01 Cleared to 5' Using hand auger + Vac truck (much gravel)
1330 - Installed 130043N-DP03-SV25
1330 - Finished Sampling 130043N-DP05-SV45 (-5.0)
1333 - Finished Sampling 130043N-DP05-SV25 (-5.0)
1355 - Sampled 130043N-DP03-GW55
GW Quality: pH = 5.81 cond = 0.089
DO = 8.81 Temp = 15.22°C ORP = 126
turbidity = >1000
1354 - Finished Sampling 130043N-DP05-SV08 (-5.0)
1400 - Finished Sampling 130043N-AA
Ambient Air (-5.0)
1440 - Leaving the site - Sean going to Fedex w/ 1 cooler + 1 Box of Summa Canister
AB #'s: 8619 2965 4162 and
8619 2965 4140

[signature]

Tues 3/25/08

0625 - F Robinson on site
Clear 33°
0640 - Calibrated Multiflex Plus and Horiba U-22 successfully. See Cal sheets for details
0727 - Started Sampling 130043N-DP04-SV25 ✓
(-30.0) 0.8 ppm
0731 - Started Sampling 130043N-DP04-SV08 ✓
(>-30.0) 1.1 ppm
0734 - Started Sampling 130043N-DP04-SV45 ✓
(-30.0) 0.5 ppm and Duplicate
130043N-DP04-SD45 (-30.0) 0.5 ppm
0735 - Zebra on site (Evan + Jose)
0749 - Started Sampling 130043N-DP03-SV25 ✓
(>-30.0) 0.4 ppm
0754 - Started Sampling 130043N-DP03-SV08 ✓
(-30.0) 1.6 ppm
0756 - Started Sampling 130043N-DP03-SV45 ✓
(-30.0) 0.6 ppm
0805 - Installed 130043N-DP02-SV08
0812 - Finished Sampling 130043N-DP04-SV25
(-3.5) only 45 min. fast Regulator
0815 - Installed 130043N-DP02-SV25
0900 - Finished Sampling 130043N-DP04-SV08 (-5.0)

[signature]

0905 - Sampled 130043N - DP02 - ~~SU5~~ GW55
GW Quality: pH - 6.30 Cond = 0.205
Do = 6.55 Temp = 11.36°C ORP = 90
turb = >1000
0915 - Collected field Blank sample of check valve
130043N - FB
0916 - Finished Sampling 130043N - DP04 - SU45 (-5.0)
and duplicate 130043N - DP04 - SD45 (-5.0)
0920 - Installed ~~130043N - DP03 - SU25 (-5.0)~~
for
130043N - DP02 - SU45
0923 - Finished Sampling 130043N - DP03 - SU25
0928 - Finished Sampling 130043N - DP03 - SU08 (-5.0)
0941 Finished Sampling 130043N - DP03 - SU45 (-5.0)
0955 - Installed 130043N - DP01 - SU08
1010 Installed 130043N - DP01 - SU25
1045 - Sampled 130043N - DP01 - GW55
GW Quality: pH: 5.70 Cond = 0.055
Do: 9.65 Temp = 12.94°C ORP = 136
turb = 565
1100 - Installed 130043N - DP01 - SU45
1114 - Started Sampling 130043N - AA Ambient Air ✓
located by DP02
1120 Started Sampling 130043N - DP02 - SU25 ✓
(-30.0) 0.8 ppm

Fish

1124 - Started Sampling 130043N - DP02 - SU08
(-30.0) 0.4 ppm
1126 - Started Sampling 130043N - DP02 - SU45 ✓
(-29.5) 0.7 ppm
1210 - Stopped Sampling 130043N - DP02 - SU08 (-5.0)
Last Reading 45 minutes
1259 - Start Sampling 130043N - DP01 - SU25 ✓
(-30.0) 0.8 ppm
1303 Start Sampling 130043N - DP01 - SU08 ✓
(-30.0) 0.4 ppm
1305 - Start Sampling 130043N - DP01 - SU45 ✓
(-29.5) 1.8 ppm
1312 End Sampling 130043N - AA Ambient Air
(-5.0)
1312 - End Sampling 130043N - DP02 - SU45 (-5.0)
1320 - End Sampling 130043N - DP02 - SU25 (-6.5)
1430 - End Sampling 130043N - DP01 - SU45 (-4.5)
1432 - End Sampling 130043N - DP01 - SU25 (-5.0)
1434 - End Sampling 130043N - DP01 - SU08 (-5.0)
1510 - Sent at Fedex dropped off 1 cooler and
4 boxes of Summa canisters: AB #:
8619 2965 3486 8619 2965 4151
8619 2965 4129 8619 2965 3497
8619 2965 4130

Fish

Mon 3/31/08

0650- At New Camel Sites to take Digital photos of sites C, N K, F, A and B.

0915- Finished taking photos of DP locations and going back to WSY office

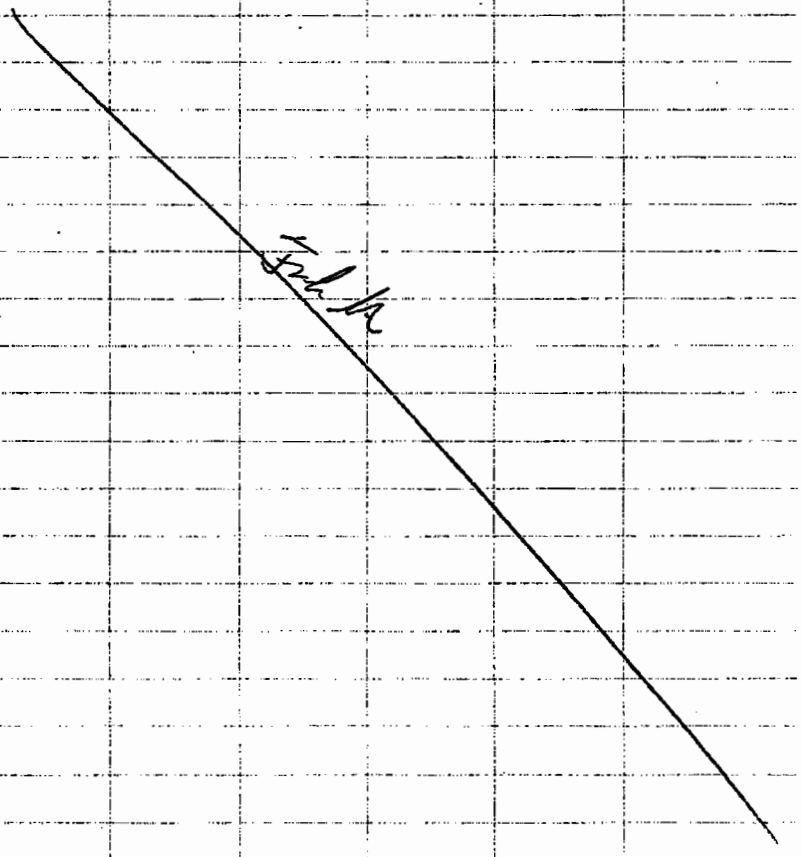

CDM

CLIENT _____ JOB NO. _____ COMPUTED BY _____

PROJECT _____ DATE CHECKED _____ DATE _____

DETAIL _____ CHECKED BY _____ PAGE NO. _____

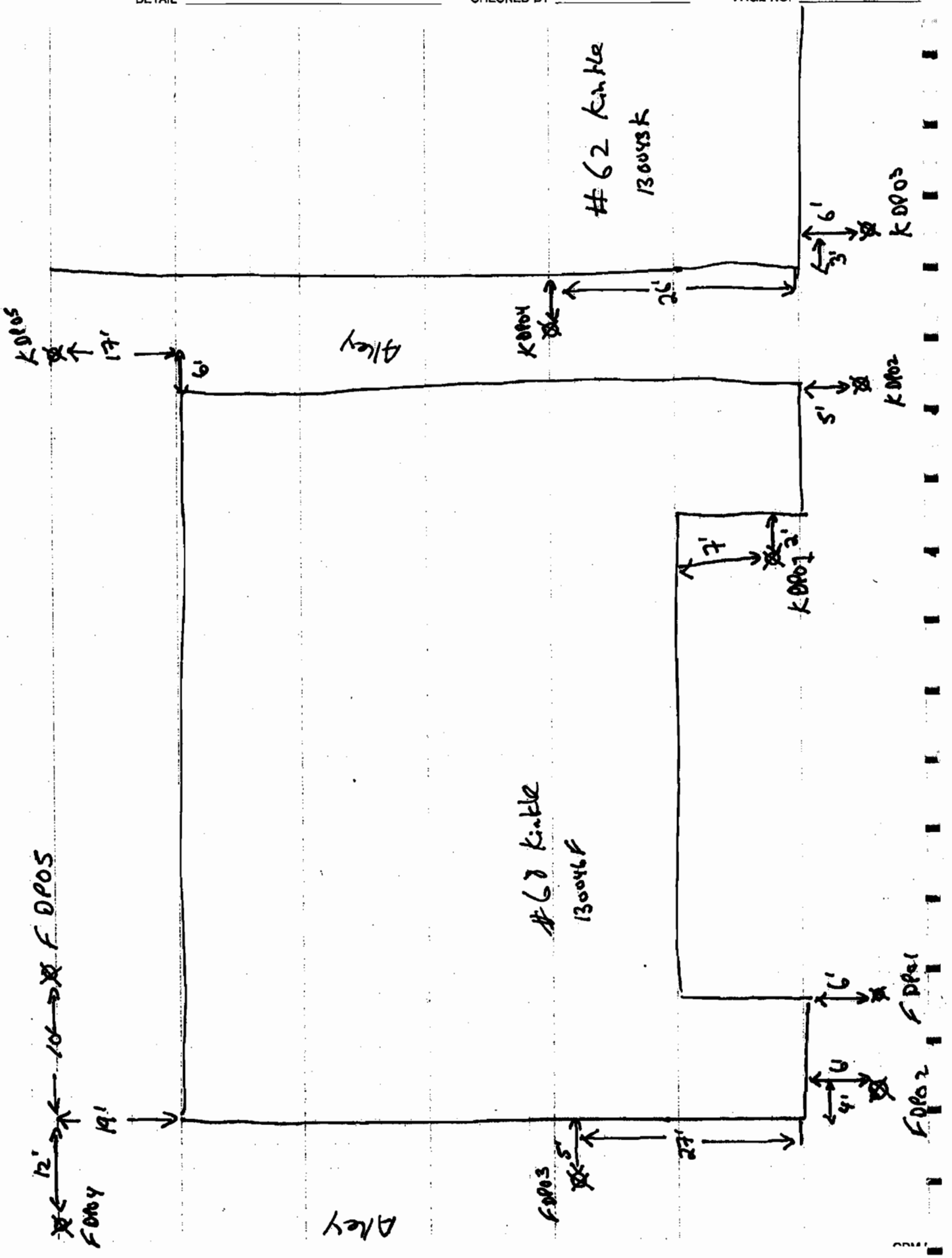

Appendix C
Site Photodocumentation

New Cassel Industrial Area
Soil Vapor and Groundwater Investigation

Point DP-01 for soil vapor and groundwater on Site A

Point DP-02 for soil vapor and groundwater on Site A

New Cassel Industrial Area
Soil Vapor and Groundwater Investigation

Point DP-03A for soil vapor and groundwater on Site A

Point DP-03 for soil vapor and groundwater on Site A

New Cassel Industrial Area
Soil Vapor and Groundwater Investigation

Point DP-04 for soil vapor and groundwater on Site A

Across the road view of the parking lot where DP-04 will be installed

New Cassel Industrial Area
Soil Vapor and Groundwater Investigation

Point DP-01 at west side of building for soil vapor and groundwater on Site B



Point DP-02 at northwest part of building for soil vapor and groundwater on Site B

New Cassel Industrial Area
Soil Vapor and Groundwater Investigation

Point DP-03 at side of building for soil vapor and groundwater on Site B



Point DP-04 on northeast corner of building for soil vapor and groundwater on Site B

New Cassel Industrial Area
Soil Vapor and Groundwater Investigation

Point DP-05 in front (south side) of building for soil vapor and groundwater on Site B



Picture shows front side of building on Site B parallel to Main Street where point DP-05 is located

New Cassel Industrial Area
Soil Vapor and Groundwater Investigation

Display of front side of building



Display of south side of building

New Cassel Industrial Area
Soil Vapor and Groundwater Investigation

Point DP01 for soil vapor and groundwater investigation on Site C located in front of building in the northeast corner

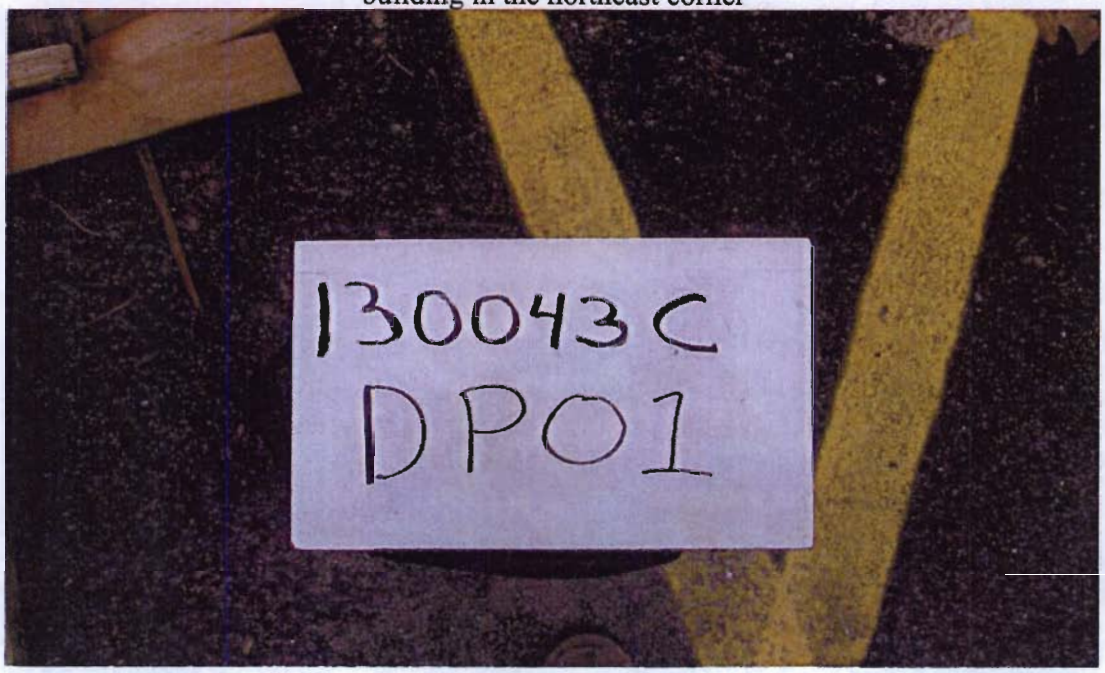

New Cassel Industrial Area
Soil Vapor and Groundwater Investigation

Display of front of Loni-Jo building on Site F

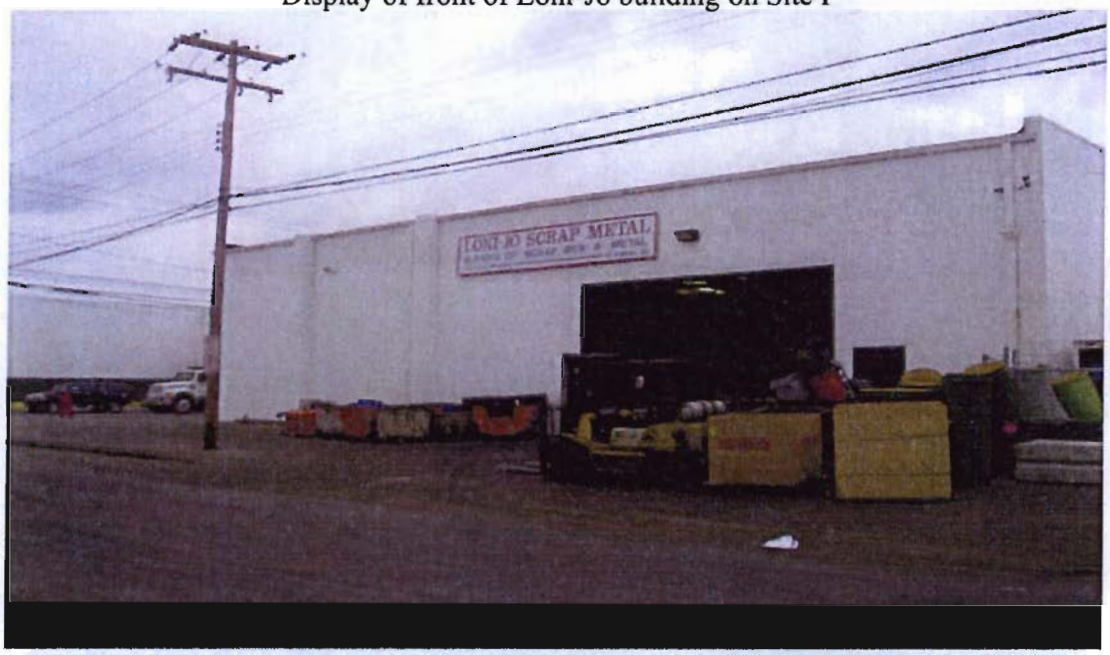

Display of driveway between Loni-Jo Scrap Metal and adjacent building where points DP-03, DP-04 and DP-05 were located. Drums and dumpsters had to be removed to install points!

New Cassel Industrial Area
Soil Vapor and Groundwater Investigation

Display of front of adjacent building on Site F



Point DP-01 in front of adjacent building for soil vapor and groundwater on Site F

New Cassel Industrial Area
Soil Vapor and Groundwater Investigation

Point DP-02 in front of Building F near driveway for soil vapor and groundwater on Site F

Point DP-03 for soil vapor and groundwater located on driveway between adjacent building and Loni-Jo Scrap Metal Building behind dumpster on Site F



New Cassel Industrial Area
Soil Vapor and Groundwater Investigation

Point DP-04 for soil vapor and groundwater located on far end of driveway between the Loni-Jo and adjacent building on Site F



Point DP-05 for soil vapor and groundwater located on far end of driveway slightly behind adjacent building on Site F

New Cassel Industrial Area
Soil Vapor and Groundwater Investigation

Front of Parfuse Corp. Building on Site K and gated driveway where points DP-04 and DP-05 are located

The adjacent building next to Parfuse Corp. where Point DP-01 is located

New Cassel Industrial Area
Soil Vapor and Groundwater Investigation

Point DP-01 for soil vapor and groundwater on Site K

Point DP-02 for soil vapor and groundwater located on driveway between two buildings on Site K

New Cassel Industrial Area
Soil Vapor and Groundwater Investigation

Point DP-03 for soil vapor and groundwater on Site K



Point Dp-04 for soil vapor and groundwater located on front end of driveway at Site K

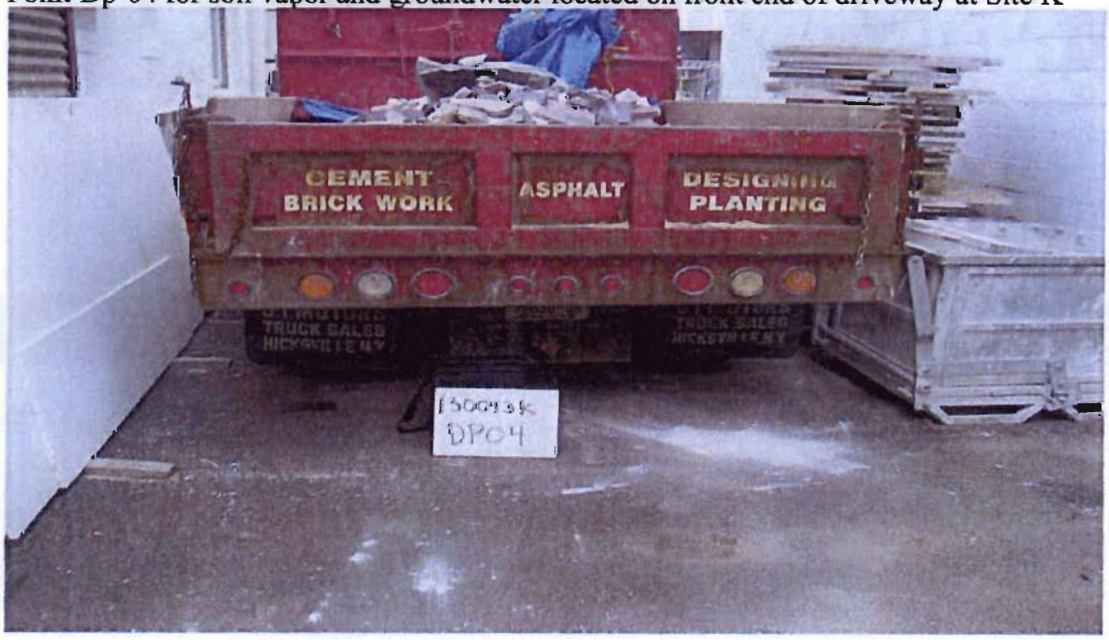

New Cassel Industrial Area
Soil Vapor and Groundwater Investigation

Point DP-05 for soil vapor and groundwater located on far end of driveway at Site K

New Cassel Industrial Area
Soil Vapor and Groundwater Investigation

Geoprobe Drill loaded in back of truck at Site N



Point DP-01 for soil vapor and groundwater located on front side of the building in the northwest corner at Site N

New Cassel Industrial Area
Soil Vapor and Groundwater Investigation

Point DP-02 for soil vapor and groundwater located in back of building on southwest side at Site N

Point DP-03 for soil vapor and groundwater behind building on Site N

New Cassel Industrial Area
Soil Vapor and Groundwater Investigation

Back-side of the building where the cones on the far end mark out locations DP-04 and DP-05



Closest cone display shows point DP-04 for soil vapor and groundwater on Site N

New Cassel Industrial Area
Soil Vapor and Groundwater Investigation

Point DP-05 for soil vapor and groundwater on Site N

New Cassel Industrial Area
Soil Vapor and Groundwater Investigation

Main Building on Site V

Parking lot on south side of main building on Site V where points DP-03, DP-04 and DP-05 are located



New Cassel Industrial Area
Soil Vapor and Groundwater Investigation

Point DP-01 for soil vapor and groundwater located on narrow driveway on opposite side of the south-side parking lot on Site V

Point DP-02 for soil vapor and groundwater located on same side of building as DP-01 on Site V

New Cassel Industrial Area
Soil Vapor and Groundwater Investigation

Point DP-03 for soil vapor and groundwater located on south-side parking lot on Site V



Point DP-04 for soil vapor and groundwater located in south-side parking lot on Site V



New Cassel Industrial Area
Soil Vapor and Groundwater Investigation

Point DP-05 for soil vapor and groundwater located in south-side parking lot on Site V