

November 10, 2021

Ms. Kerry Maloney, P.G.
NYSDEC, Division of Environmental Remediation
Division of Environmental Remediation
625 Broadway
Albany, New York 12233-7015

Via email: Kerry.maloney@dec.ny.gov

Re: Progress Report: October 2021
Frost Street Sites: Site ID Nos. 1-30043 I, L, M
New Cassel Industrial Area, Westbury, New York

Dear Ms. Maloney:

EnSafe Inc. is pleased to submit this Progress Report for the Frost Street Sites (Site ID Nos. 1-30043 I, L, M) for operation, maintenance, and monitoring (OM&M) activities completed in October 2021 for the onsite air sparge/soil vapor extraction (AS/SVE) and groundwater extraction systems.

Air Sparge/Soil Vapor Extraction System – Operable Unit 1

- AS/SVE system operations continued this month, per the OM&M Manual. During periodic visits, system parameters were logged on dedicated forms (Appendix A).
- Quantitative sampling of the SVE system granular activated carbon influent and effluent air flow was conducted on October 13, using Summa canisters. These samples were obtained by EnviroTrac, submitted to Phoenix Environmental Laboratories, and analyzed by Method TO-15. Results are included in Appendix B.
 - Photoionization detector (PID) readings and influent concentrations of Frost Street-related contaminants of concern (tetrachloroethene, trichloroethene, and cis-1,2-dichloroethene [20,698 µg/m³]) continue to indicate significant mass extraction.
 - Effluent concentrations are below the carbon exchange indicator concentrations, as shown below.

Frost Street Sites Effluent Compliance			
System Flow Rate =		800 ft ³ /min	
Compound	Annual Mass Emission Limit ¹ (lbs/year)	Carbon Exchange Required Indicator Concentration (µg/m ³) ²	October 2021 Effluent Concentration (µg/m ³)
Trichloroethene	500	19,000	173
Tetrachloroethene	1,000	38,000	678
Vinyl Chloride	100	3,800	ND
Cis-1,2-Dichloroethene ³	100	3,800	2,170

Notes:

ft/min cubic feet per minute

lbs/year pounds per year

µg/m³ micrograms per cubic meter

- 1 Source of Mass Emission Limit: Part 212-2.2 Table 2 — High Toxicity Air Contaminant List
- 2 These limits were calculated based on Frost Street-specific system operations (i.e., flow rate) in order to remain below the annual HTAC emissions listed in Part 212-2.2 Table 2. Remaining below these concentrations ensures that annual emissions will not exceed the limit which demonstrates compliance with Part 212 without having to perform compound-specific analyses.
- 3 Cis-1,2-dichloroethene is not a listed HTAC, so the default is 100 lbs/year.

Groundwater Extraction System – Operable Unit 2

The pumps in EX-1A, EX-1B, EX-1C, and EX-1D operated near design flow rates (30, 30, 48, and 48 gallons per minute, respectively) for all of October except for EX-1A which was off until October 14, at which time the pump was replaced. (The well had been offline since September 18 due to a voltage issue.)

EnSafe collected and prepared the additional information requested by NYSDEC on February 21, 2019, (additional pressure transducer data and groundwater elevation maps) to facilitate review and comment on the *Expanded Pumping Test Summary, Findings, and Recommendations*, submitted on August 10, 2018. This information was transmitted to NYSDEC on March 22, 2019.

Groundwater Monitoring

The third quarter groundwater sampling event was performed the week of September 17, 2021. Analytical data was submitted to NYSDEC on Results will be submitted in a forthcoming report.

If you have any questions or require additional information, please do not hesitate to contact me at 860-665-1140 or astark@ensafe.com.

Sincerely,

EnSafe, Inc., by



Alexandra Stark, P.E.

Attachments

Copies:	A. Tamuno, Esq., NYSDEC	<i>Via email to amtamuno@gw.dec.state.ny.us</i>
	C. Bethoney, NYSDOH	<i>Via email to charlotte.bethoney@health.ny.gov</i>
	J. Nealon, NYSDOH	<i>Via email to jacquelyn.nealon@health.ny.gov</i>
	R. Putnam, NCDOH	<i>Via email to rputnam@nassaucountyny.gov</i>
	J. Vasquez, U.S. EPA	<i>Via email to vazquez.julio@epa.gov</i>
	T. Pupilla, Sanders Equities	<i>Via email to tpupilla@sandersequities.com</i>
	J. Privitera, Esq.	<i>Via email to jprivitera@woh.com</i>
	P. Coop, EnSafe	<i>Via email to pcoop@ensafe.com</i>
	J. Wilkinson, Envirotrac	<i>Via email to jamesw@envirotrac.com</i>

Appendix A
AS/SVE System Operation and Maintenance Logs

Operation & Maintenance Data Sheet

Ensafe-Frost Street
101 Frost Street
Westbury, NY

EnviroTrac Environmental Services

5 Old Dock Road, Yaphank, NY 11980
(631)924-3001, Fax (631)924-5001

Date: 13-Oct
Weather / Temp: Cloudy / 65 DEG
Technician / Operator: JW

Arrival Time: 10:00
Departure Time: 11:00

System Status									
	Arrival		Departure			Arrival		Departure	
SVE Blower 1 (ON/OFF)	ON		ON		AS Compressor 1 (ON/OFF)	ON		ON	
SVE Blower 2 (ON/OFF)	OFF		OFF		AS Compressor 2 (ON/OFF)	OFF		OFF	
					Air Cooler (ON/OFF)	ON		ON	
Soil Vapor Extraction System									
Blower Air Velocity/Flow Rate (fpm)/(cfm)	4400		864		Blower 1 Total Runtime (hrs)	62,974.3			
Blower 1 Fresh Air Valve Open (%)	0				Blower 2 Total Runtime (hrs)	63,450.2			
Blower 2 Fresh Air Valve Open (%)	0				Blower 1 Air Filter Differential Pressure ("H2O)	0			
Blower Inlet Vacuum ("H2O)	55				Blower 2 Air Filter Differential Pressure ("H2O)	0			
Moisture Separator Vacuum ("Hg)	3.5				VGAC-1 Influent PID (ppm)	1.0			
VGAC-1 Influent Vacuum ("H2O)	40				VGAC-1 Effluent PID (ppm)	0.0			
VGAC-1 Effluent Vacuum ("H2O)	46				VGAC-2 Influent PID (ppm)	1.0			
VGAC-2 Influent Vacuum ("H2O)	38				VGAC-2 Effluent PID (ppm)	0.0			
VGAC-2 Effluent Vacuum ("H2O)	40				VGAC-3 Influent PID (ppm)	0.0			
VGAC-3 Influent Vacuum ("H2O)	52				VGAC-3 Effluent PID (ppm)	0.0			
VGAC-3 Effluent Vacuum ("H2O)	58				Blower Effluent PID (ppm)	0.0			
VGAC-3 Influent Temp (DegF)					Transfer Pump Total Runtime (hrs)	25,044.8			
Blower Effluent Pressure ("H2O)	8				Condensate Storage Tank Level (gal)	0			
SVE Manifold Legs - Vacuum/Flow Rate/PID									
	Vacuum	Velocity	Flow Rate	PID		Vacuum	Velocity	Flow Rate	PID
SVE-1 ("H2O)/(FPM)/(cfm)/(ppm)	44	7000	153	0.0	SVE-4 ("H2O)/(FPM)/(cfm)/(ppm)	37	4200	92	0.0
SVE-2 ("H2O)/(FPM)/(cfm)/(ppm)	46	4000	87	1.0	SVE-5 ("H2O)/(FPM)/(cfm)/(ppm)	48	3000	65	0.0
SVE-3 ("H2O)/(FPM)/(cfm)/(ppm)	38	4900	107	0.0	SVE-6B ("H2O)/(FPM)/(cfm)/(ppm)	43	6000	131	5.0
SVE-3A ("H2O)/(FPM)/(cfm)/(ppm)	36	4200	92	0.0	SVE-7 ("H2O)/(FPM)/(cfm)/(ppm)	40	3000	65	0.0
Air Sparge System									
Compressor 1 Pressure (psi)	15.5				Compressor 2 Pressure (psi)	Off			
Compressor 1 Runtime (hrs)	5,169.4				Compressor 2 Temperature (degF)	Off			
Air Cooler Inlet Temperature (degF)	215				Compressor 2 Regulator Pressure (psi)	Off			
Air Cooler Outlet Temperature (degF)	88				Compressor 2 Runtime (hrs)	40,734			
Air Cooler Inlet Pressure (psi)	17.5				AS Manifold Temperature (degF)	85			
Air Cooler Outlet Pressure (psi)	15.5				AS Manifold Pressure	14			
AS Manifold Legs - Pressure/Flow Rate									
	Pressure	Flow Rate		Pressure	Flow Rate				
AS-1 (psi)/(cfm)	14	14	AS-11 (psi)/(cfm)	16	4				
AS-2 (psi)/(cfm)	4	10	AS-12B (psi)/(cfm)	18	12				
AS-3 (psi)/(cfm)	17	10	AS-13B (psi)/(cfm)	16	12				
AS-4 (psi)/(cfm)	15	4	AS-14 (psi)/(cfm)	17	11				
AS-5 (psi)/(cfm)	18	16	AS-15 (psi)/(cfm)	17	10				
AS-6 (psi)/(cfm)	18	10	AS-16B (psi)/(cfm)	16	11				
AS-7 (psi)/(cfm)	18	8	AS-17 (psi)/(cfm)	17	7				
AS-8 (psi)/(cfm)	17	10	AS-18 (psi)/(cfm)	16	9				
AS-9 (psi)/(cfm)	18	10	AS-19 (psi)/(cfm)	16	5				
AS-10B (psi)/(cfm)	16	10							

Notes, Comments & Observations:

Collected monthly air samples.

Inspection, Maintenance, Lubrication Schedule
Ensafe-Frost Street
101 Frost Street
Westbury, NY

EnviroTrac Environmental Services
5 Old Dock Road, Yaphank, NY 11980
(631)924-3001, Fax (631)924-5001

Date: 13-Oct
Weather / Temp: Cloudy / 65 DEG
Technician / Operator: JW

Arrival Time: 10:00
Departure Time: 11:00

Maintenance Item	Perform	Completed (yes/no)	Comments
SVE Blower B-1			
-Inspect	Weekly	Y	
-Lubricate	As Required	N	
-Inspect Air Filter	Weekly	Y	
-Amp Draw	Quarterly	Y	29.1
-Inspect Belts	Weekly	Y	
SVE Blower B-2			
-Inspect	Weekly	Y	
-Lubricate	As Required	N	
-Inspect Air Filter	Weekly	Y	
-Amp Draw	Quarterly	N	
-Inspect Belts	Weekly	Y	
SVE Piping			
-Inspect	Weekly	Y	
-Valves	Weekly	Y	
Phase Separator/Storage Tank			
-Inspect	Weekly	Y	
-Check Level Switches	As Required	Y	
-Inspect water storage tank	Weekly	Y	
-Pump water to sewer drain	As Required	Y	
AS Compressor 1			
-Inspect	Weekly	Y	
-Lubricate	As Required	N	Oil changed on 8/17/21.
-Inspect Filters	Weekly	Y	
-Amp Draw	Quarterly	Y	27.5
AS Compressor 2			
-Inspect	Weekly	Y	
-Lubricate	As Required	N	
-Inspect Filters	Weekly	Y	
-Amp Draw	Quarterly	N	
Air Cooler			
-Inspect	Weekly	Y	
-Inspect Filters	Weekly	Y	
-Amp Draw	Quarterly	N	
AS Piping			
-Inspect	Weekly	Y	
-Valves	Weekly	Y	
-Drain Filters/Collectors	Weekly	Y	
-Drain Pressure Tank	Weekly	Y	

Appendix B
AS/SVE System Influent/Effluent Sampling
Laboratory Analytical Results



Tuesday, October 19, 2021

Attn: James Wilkinson
EnviroTrac
5 Old Dock Rd
Yaphank, NY 11980

Project ID: ENSAFE WESTBURY
SDG ID: GCJ55918
Sample ID#s: CJ55918 - CJ55919

This laboratory is in compliance with the NELAC requirements of procedures used except where indicated.

This report contains results for the parameters tested, under the sampling conditions described on the Chain Of Custody, as received by the laboratory. This report is incomplete unless all pages indicated in the pagination at the bottom of the page are included.

A scanned version of the COC form accompanies the analytical report and is an exact duplicate of the original.

If you are the client above and have any questions concerning this testing, please do not hesitate to contact Phoenix Client Services at ext.200. The contents of this report cannot be discussed with anyone other than the client listed above without their written consent.

Sincerely yours,

A handwritten signature in black ink, appearing to read "Phyllis Shiller".

Phyllis Shiller

Laboratory Director

NELAC - #NY11301
CT Lab Registration #PH-0618
MA Lab Registration #M-CT007
ME Lab Registration #CT-007
NH Lab Registration #213693-A,B

NJ Lab Registration #CT-003
NY Lab Registration #11301
PA Lab Registration #68-03530
RI Lab Registration #63
UT Lab Registration #CT00007
VT Lab Registration #VT11301



Environmental Laboratories, Inc.
587 East Middle Turnpike, P.O.Box 370, Manchester, CT 06045
Tel. (860) 645-1102 Fax (860) 645-0823



Sample Id Cross Reference

October 19, 2021

SDG I.D.: GCJ55918

Project ID: ENSAFE WESTBURY

Client Id	Lab Id	Matrix
SVE EFFLUENT	CJ55918	AIR
SVE INFLUENT	CJ55919	AIR



Environmental Laboratories, Inc.
587 East Middle Turnpike, P.O.Box 370, Manchester, CT 06045
Tel. (860) 645-1102 Fax (860) 645-0823



Analysis Report

October 19, 2021

FOR: Attn: James Wilkinson
EnviroTrac
5 Old Dock Rd
Yaphank, NY 11980

Sample Information

Matrix: AIR
Location Code: ENVIOTR
Rush Request: Standard
P.O.#:
Canister Id: 789

Custody Information

Collected by: JW
Received by: CP
Analyzed by: see "By" below

Date

10/13/21 10:41
10/14/21 14:55

Time

Project ID: ENSAFE WESTBURY
Client ID: SVE EFFLUENT

Laboratory Data

SDG ID: GCJ55918
Phoenix ID: CJ55918

Parameter	ppbv Result	ppbv RL	ug/m3 Result	ug/m3 RL	Date/Time	By	Dilution
Volatiles (TO15)							
1,1,1,2-Tetrachloroethane	ND	0.729	ND	5.00	10/14/21	KCA	5
1,1,1-Trichloroethane	ND	0.917	ND	5.00	10/14/21	KCA	5
1,1,2,2-Tetrachloroethane	ND	0.729	ND	5.00	10/14/21	KCA	5
1,1,2-Trichloroethane	ND	0.917	ND	5.00	10/14/21	KCA	5
1,1-Dichloroethane	ND	1.24	ND	5.02	10/14/21	KCA	5
1,1-Dichloroethene	ND	0.252	ND	1.00	10/14/21	KCA	5
1,2,4-Trichlorobenzene	ND	0.674	ND	5.00	10/14/21	KCA	5
1,2,4-Trimethylbenzene	ND	1.02	ND	5.01	10/14/21	KCA	5
1,2-Dibromoethane(EDB)	ND	0.651	ND	5.00	10/14/21	KCA	5
1,2-Dichlorobenzene	ND	0.832	ND	5.00	10/14/21	KCA	5
1,2-Dichloroethane	ND	1.24	ND	5.02	10/14/21	KCA	5
1,2-dichloropropane	ND	1.08	ND	4.99	10/14/21	KCA	5
1,2-Dichlorotetrafluoroethane	ND	0.716	ND	5.00	10/14/21	KCA	5
1,3,5-Trimethylbenzene	ND	1.02	ND	5.01	10/14/21	KCA	5
1,3-Butadiene	ND	2.26	ND	5.00	10/14/21	KCA	5
1,3-Dichlorobenzene	ND	0.832	ND	5.00	10/14/21	KCA	5
1,4-Dichlorobenzene	ND	0.832	ND	5.00	10/14/21	KCA	5
1,4-Dioxane	ND	1.39	ND	5.01	10/14/21	KCA	5
2-Hexanone(MBK)	ND	1.22	ND	4.99	10/14/21	KCA	5
4-Ethyltoluene	ND	1.02	ND	5.01	10/14/21	KCA	5
4-Isopropyltoluene	ND	0.911	ND	5.00	10/14/21	KCA	5
4-Methyl-2-pentanone(MIBK)	ND	1.22	ND	4.99	10/14/21	KCA	5
Acetone	ND	2.11	ND	5.01	10/14/21	KCA	5
Acrylonitrile	ND	2.31	ND	5.01	10/14/21	KCA	5
Benzene	ND	1.57	ND	5.01	10/14/21	KCA	5
Benzyl chloride	ND	0.966	ND	5.00	10/14/21	KCA	5

Parameter	ppbv Result	ppbv RL	ug/m3 Result	ug/m3 RL	Date/Time	By	Dilution
Bromodichloromethane	ND	0.747	ND	5.00	10/14/21	KCA	5
Bromoform	ND	0.484	ND	5.00	10/14/21	KCA	5
Bromomethane	ND	1.29	ND	5.01	10/14/21	KCA	5
Carbon Disulfide	ND	1.61	ND	5.01	10/14/21	KCA	5
Carbon Tetrachloride	ND	0.159	ND	1.00	10/14/21	KCA	5
Chlorobenzene	ND	1.09	ND	5.01	10/14/21	KCA	5
Chloroethane	ND	1.90	ND	5.01	10/14/21	KCA	5
Chloroform	ND	1.02	ND	4.98	10/14/21	KCA	5
Chloromethane	ND	2.42	ND	4.99	10/14/21	KCA	5
Cis-1,2-Dichloroethene	547	7.57	2170	30.0	10/18/21	KCA	150
cis-1,3-Dichloropropene	ND	1.10	ND	4.99	10/14/21	KCA	5
Cyclohexane	ND	1.45	ND	4.99	10/14/21	KCA	5
Dibromochloromethane	ND	0.587	ND	5.00	10/14/21	KCA	5
Dichlorodifluoromethane	ND	1.01	ND	4.99	10/14/21	KCA	5
Ethanol	ND	2.66	ND	5.01	10/14/21	KCA	5
Ethyl acetate	ND	1.39	ND	5.01	10/14/21	KCA	5
Ethylbenzene	ND	1.15	ND	4.99	10/14/21	KCA	5
Heptane	ND	1.22	ND	5.00	10/14/21	KCA	5
Hexachlorobutadiene	ND	0.469	ND	5.00	10/14/21	KCA	5
Hexane	ND	1.42	ND	5.00	10/14/21	KCA	5
Isopropylalcohol	ND	2.04	ND	5.01	10/14/21	KCA	5
Isopropylbenzene	ND	1.02	ND	5.01	10/14/21	KCA	5
m,p-Xylene	ND	1.15	ND	4.99	10/14/21	KCA	5
Methyl Ethyl Ketone	ND	1.70	ND	5.01	10/14/21	KCA	5
Methyl tert-butyl ether(MTBE)	ND	1.39	ND	5.01	10/14/21	KCA	5
Methylene Chloride	ND	4.32	ND	15.0	10/14/21	KCA	5
n-Butylbenzene	ND	0.911	ND	5.00	10/14/21	KCA	5
o-Xylene	ND	1.15	ND	4.99	10/14/21	KCA	5
Propylene	ND	2.91	ND	5.01	10/14/21	KCA	5
sec-Butylbenzene	ND	0.911	ND	5.00	10/14/21	KCA	5
Styrene	ND	1.17	ND	4.98	10/14/21	KCA	5
Tetrachloroethene	100	0.184	678	1.25	10/14/21	KCA	5
Tetrahydrofuran	ND	1.70	ND	5.01	10/14/21	KCA	5
Toluene	ND	1.33	ND	5.01	10/14/21	KCA	5
Trans-1,2-Dichloroethene	4.79	1.26	19.0	4.99	10/14/21	KCA	5
trans-1,3-Dichloropropene	ND	1.10	ND	4.99	10/14/21	KCA	5
Trichloroethene	32.3	0.186	173	1.00	10/14/21	KCA	5
Trichlorofluoromethane	ND	0.891	ND	5.00	10/14/21	KCA	5
Trichlorotrifluoroethane	ND	0.653	ND	5.00	10/14/21	KCA	5
Vinyl Chloride	ND	0.391	ND	1.00	10/14/21	KCA	5
<u>QA/QC Surrogates/Internals</u>							
% Bromofluorobenzene (5x)	97	%	97	%	10/14/21	KCA	5
% IS-1,4-Difluorobenzene (5x)	94	%	94	%	10/14/21	KCA	5
% IS-Bromochloromethane (5x)	94	%	94	%	10/14/21	KCA	5
% IS-Chlorobenzene-d5 (5x)	95	%	95	%	10/14/21	KCA	5
% Bromofluorobenzene (150x)	95	%	95	%	10/18/21	KCA	150
% IS-1,4-Difluorobenzene (150x)	103	%	103	%	10/18/21	KCA	150
% IS-Bromochloromethane (150x)	102	%	102	%	10/18/21	KCA	150
% IS-Chlorobenzene-d5 (150x)	99	%	99	%	10/18/21	KCA	150

Parameter	ppbv Result	ppbv RL	ug/m3 Result	ug/m3 RL	Date/Time	By	Dilution
-----------	----------------	------------	-----------------	-------------	-----------	----	----------

1 = This parameter is not certified by the primary accrediting authority (NY NELAC) for this matrix. NY NELAC does not offer certification for all parameters at this time.

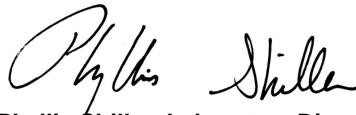
RL/PQL=Reporting/Practical Quantitation Level (Equivalent to NELAC LOQ, Limit of Quantitation) ND=Not Detected at RL/PQL
BRL=Below Reporting Level L=Biased Low

QA/QC Surrogates: Surrogates are compounds (preceded with a %) added by the lab to determine analysis efficiency. Surrogate results(%) listed in the report are not "detected" compounds.

Comments:

Elevated reporting limits have been reported due to the presence of reported target compounds in the TO15 list above the calibration. Sample was run at an initial dilution.

If you are the client above and have any questions concerning this testing, please do not hesitate to contact Phoenix Client Services at ext.200. The contents of this report cannot be discussed with anyone other than the client listed above without their written consent.



Phyllis Shiller, Laboratory Director

October 19, 2021

Reviewed and Released by: Ethan Lee, Project Manager



Environmental Laboratories, Inc.
587 East Middle Turnpike, P.O.Box 370, Manchester, CT 06045
Tel. (860) 645-1102 Fax (860) 645-0823



Analysis Report

October 19, 2021

FOR: Attn: James Wilkinson
EnviroTrac
5 Old Dock Rd
Yaphank, NY 11980

Sample Information

Matrix: AIR
Location Code: ENVIOTR
Rush Request: Standard
P.O.#:
Canister Id: 856

Custody Information

Collected by: JW
Received by: CP
Analyzed by: see "By" below

Date

10/13/21
10/14/21

Time

10:46
14:55

Laboratory Data

SDG ID: GCJ55918
Phoenix ID: CJ55919

Project ID: ENSAFE WESTBURY
Client ID: SVE INFLUENT

Parameter	ppbv Result	ppbv RL	ug/m3 Result	ug/m3 RL	Date/Time	By	Dilution
<u>Volatiles (TO15)</u>							
1,1,1,2-Tetrachloroethane	ND	0.729	ND	5.00	10/14/21	KCA	5
1,1,1-Trichloroethane	ND	0.917	ND	5.00	10/14/21	KCA	5
1,1,2,2-Tetrachloroethane	ND	0.729	ND	5.00	10/14/21	KCA	5
1,1,2-Trichloroethane	ND	0.917	ND	5.00	10/14/21	KCA	5
1,1-Dichloroethane	ND	1.24	ND	5.02	10/14/21	KCA	5
1,1-Dichloroethene	ND	0.252	ND	1.00	10/14/21	KCA	5
1,2,4-Trichlorobenzene	ND	0.674	ND	5.00	10/14/21	KCA	5
1,2,4-Trimethylbenzene	ND	1.02	ND	5.01	10/14/21	KCA	5
1,2-Dibromoethane(EDB)	ND	0.651	ND	5.00	10/14/21	KCA	5
1,2-Dichlorobenzene	ND	0.832	ND	5.00	10/14/21	KCA	5
1,2-Dichloroethane	ND	1.24	ND	5.02	10/14/21	KCA	5
1,2-dichloropropane	ND	1.08	ND	4.99	10/14/21	KCA	5
1,2-Dichlorotetrafluoroethane	ND	0.716	ND	5.00	10/14/21	KCA	5
1,3,5-Trimethylbenzene	ND	1.02	ND	5.01	10/14/21	KCA	5
1,3-Butadiene	ND	2.26	ND	5.00	10/14/21	KCA	5
1,3-Dichlorobenzene	ND	0.832	ND	5.00	10/14/21	KCA	5
1,4-Dichlorobenzene	ND	0.832	ND	5.00	10/14/21	KCA	5
1,4-Dioxane	ND	1.39	ND	5.01	10/14/21	KCA	5
2-Hexanone(MBK)	ND	1.22	ND	4.99	10/14/21	KCA	5
4-Ethyltoluene	ND	1.02	ND	5.01	10/14/21	KCA	5
4-Isopropyltoluene	ND	0.911	ND	5.00	10/14/21	KCA	5
4-Methyl-2-pentanone(MIBK)	ND	1.22	ND	4.99	10/14/21	KCA	5
Acetone	3.96	2.11	9.40	5.01	10/14/21	KCA	5
Acrylonitrile	ND	2.31	ND	5.01	10/14/21	KCA	5
Benzene	ND	1.57	ND	5.01	10/14/21	KCA	5
Benzyl chloride	ND	0.966	ND	5.00	10/14/21	KCA	5

Parameter	ppbv Result	ppbv RL	ug/m3 Result	ug/m3 RL	Date/Time	By	Dilution	
Bromodichloromethane	ND	0.747	ND	5.00	10/14/21	KCA	5	
Bromoform	ND	0.484	ND	5.00	10/14/21	KCA	5	
Bromomethane	ND	1.29	ND	5.01	10/14/21	KCA	5	
Carbon Disulfide	ND	1.61	ND	5.01	10/14/21	KCA	5	
Carbon Tetrachloride	ND	0.159	ND	1.00	10/14/21	KCA	5	
Chlorobenzene	ND	1.09	ND	5.01	10/14/21	KCA	5	
Chloroethane	ND	1.90	ND	5.01	10/14/21	KCA	5	
Chloroform	ND	1.02	ND	4.98	10/14/21	KCA	5	
Chloromethane	ND	2.42	ND	4.99	10/14/21	KCA	5	
Cis-1,2-Dichloroethene	69.0	0.252	273	1.00	10/14/21	KCA	5	
cis-1,3-Dichloropropene	ND	1.10	ND	4.99	10/14/21	KCA	5	
Cyclohexane	ND	1.45	ND	4.99	10/14/21	KCA	5	
Dibromochloromethane	ND	0.587	ND	5.00	10/14/21	KCA	5	
Dichlorodifluoromethane	ND	1.01	ND	4.99	10/14/21	KCA	5	
Ethanol	6.37	2.66	12.0	5.01	10/14/21	KCA	5	1
Ethyl acetate	ND	1.39	ND	5.01	10/14/21	KCA	5	1
Ethylbenzene	ND	1.15	ND	4.99	10/14/21	KCA	5	
Heptane	ND	1.22	ND	5.00	10/14/21	KCA	5	
Hexachlorobutadiene	ND	0.469	ND	5.00	10/14/21	KCA	5	
Hexane	ND	1.42	ND	5.00	10/14/21	KCA	5	
Isopropylalcohol	2.91	2.04	7.15	5.01	10/14/21	KCA	5	
Isopropylbenzene	ND	1.02	ND	5.01	10/14/21	KCA	5	
m,p-Xylene	ND	1.15	ND	4.99	10/14/21	KCA	5	
Methyl Ethyl Ketone	ND	1.70	ND	5.01	10/14/21	KCA	5	
Methyl tert-butyl ether(MTBE)	ND	1.39	ND	5.01	10/14/21	KCA	5	
Methylene Chloride	ND	4.32	ND	15.0	10/14/21	KCA	5	
n-Butylbenzene	ND	0.911	ND	5.00	10/14/21	KCA	5	1
o-Xylene	ND	1.15	ND	4.99	10/14/21	KCA	5	
Propylene	ND	2.91	ND	5.01	10/14/21	KCA	5	1
sec-Butylbenzene	ND	0.911	ND	5.00	10/14/21	KCA	5	1
Styrene	ND	1.17	ND	4.98	10/14/21	KCA	5	
Tetrachloroethene	2910	2.77	19700	18.8	10/18/21	KCA	75	
Tetrahydrofuran	ND	1.70	ND	5.01	10/14/21	KCA	5	1
Toluene	ND	1.33	ND	5.01	10/14/21	KCA	5	
Trans-1,2-Dichloroethene	ND	1.26	ND	4.99	10/14/21	KCA	5	
trans-1,3-Dichloropropene	ND	1.10	ND	4.99	10/14/21	KCA	5	
Trichloroethene	135	0.186	725	1.00	10/14/21	KCA	5	
Trichlorofluoromethane	ND	0.891	ND	5.00	10/14/21	KCA	5	
Trichlorotrifluoroethane	ND	0.653	ND	5.00	10/14/21	KCA	5	
Vinyl Chloride	ND	0.391	ND	1.00	10/14/21	KCA	5	
<u>QA/QC Surrogates/Internals</u>								
% Bromofluorobenzene (5x)	100	%	100	%	10/14/21	KCA	5	
% IS-1,4-Difluorobenzene (5x)	91	%	91	%	10/14/21	KCA	5	
% IS-Bromochloromethane (5x)	93	%	93	%	10/14/21	KCA	5	
% IS-Chlorobenzene-d5 (5x)	98	%	98	%	10/14/21	KCA	5	
% Bromofluorobenzene (75x)	98	%	98	%	10/18/21	KCA	75	
% IS-1,4-Difluorobenzene (75x)	100	%	100	%	10/18/21	KCA	75	
% IS-Bromochloromethane (75x)	101	%	101	%	10/18/21	KCA	75	
% IS-Chlorobenzene-d5 (75x)	95	%	95	%	10/18/21	KCA	75	

Parameter	ppbv Result	ppbv RL	ug/m3 Result	ug/m3 RL	Date/Time	By	Dilution
-----------	----------------	------------	-----------------	-------------	-----------	----	----------

1 = This parameter is not certified by the primary accrediting authority (NY NELAC) for this matrix. NY NELAC does not offer certification for all parameters at this time.

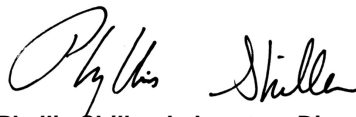
RL/PQL=Reporting/Practical Quantitation Level (Equivalent to NELAC LOQ, Limit of Quantitation) ND=Not Detected at RL/PQL
BRL=Below Reporting Level L=Biased Low

QA/QC Surrogates: Surrogates are compounds (preceded with a %) added by the lab to determine analysis efficiency. Surrogate results(%) listed in the report are not "detected" compounds.

Comments:

Elevated reporting limits have been reported due to the presence of reported target compounds in the TO15 list above the calibration. Sample was run at an initial dilution.

If you are the client above and have any questions concerning this testing, please do not hesitate to contact Phoenix Client Services at ext.200. The contents of this report cannot be discussed with anyone other than the client listed above without their written consent.



Phyllis Shiller, Laboratory Director

October 19, 2021

Reviewed and Released by: Ethan Lee, Project Manager



Environmental Laboratories, Inc.
587 East Middle Turnpike, P.O.Box 370, Manchester, CT 06045
Tel. (860) 645-1102 Fax (860) 645-0823



Canister Sampling Information

October 19, 2021

FOR: Attn: James Wilkinson
EnviroTrac
5 Old Dock Rd
Yaphank, NY 11980

Location Code: ENVIOTR

SDG I.D.: GCJ55918

Project ID: ENSAFE WESTBURY

Client Id	Lab Id	Canister		Reg. Id	Chk Out Date	Laboratory					Field			
		Id	Type			Out Hg	In Hg	Out Flow	In Flow	Flow RPD	Start Hg	End Hg	Sampling Start Date	Sampling End Date
SVE EFFLUENT	CJ55918	789	1.4L		10/07/21	-30	-1		B SAM				10/13/21 10:40	10/13/21 10:41
SVE EFFLUENT	CJ55918	789	1.4L		10/08/21	-30	-1		B SAM				10/13/21 10:40	10/13/21 10:41
SVE INFLUENT	CJ55919	856	1.4L		10/07/21	-30	-5		B SAM				10/13/21 10:45	10/13/21 10:46
SVE INFLUENT	CJ55919	856	1.4L		10/08/21	-30	-5		B SAM				10/13/21 10:45	10/13/21 10:46



Environmental Laboratories, Inc.
587 East Middle Turnpike, P.O.Box 370, Manchester, CT 06045
Tel. (860) 645-1102 Fax (860) 645-0823



QA/QC Report

October 19, 2021

QA/QC Data

SDG I.D.: GCJ55918

Parameter	Blk ppbv	Blk RL ppbv	Blk ug/m3	Blk RL ug/m3	LCS %	Sample Result ug/m3	Sample Dup ug/m3	Sample Result ppbv	Sample Dup ppbv	DUP RPD	% Rec Limits	% RPD Limits
QA/QC Batch 596418 (ppbv), QC Sample No: CJ55913 (CJ55918 (5X) , CJ55919 (5X))												
Volatiles												
1,1,1,2-Tetrachloroethane	ND	0.150	ND	1.03	104	ND	ND	ND	ND	NC	70 - 130	25
1,1,1-Trichloroethane	ND	0.180	ND	0.98	102	ND	ND	ND	ND	NC	70 - 130	25
1,1,2,2-Tetrachloroethane	ND	0.150	ND	1.03	101	ND	ND	ND	ND	NC	70 - 130	25
1,1,2-Trichloroethane	ND	0.180	ND	0.98	100	ND	ND	ND	ND	NC	70 - 130	25
1,1-Dichloroethane	ND	0.250	ND	1.01	103	ND	ND	ND	ND	NC	70 - 130	25
1,1-Dichloroethene	ND	0.050	ND	0.20	102	ND	ND	ND	ND	NC	70 - 130	25
1,2,4-Trichlorobenzene	ND	0.130	ND	0.96	110	ND	ND	ND	ND	NC	70 - 130	25
1,2,4-Trimethylbenzene	ND	0.200	ND	0.98	105	ND	ND	ND	ND	NC	70 - 130	25
1,2-Dibromoethane(EDB)	ND	0.130	ND	1.00	107	ND	ND	ND	ND	NC	70 - 130	25
1,2-Dichlorobenzene	ND	0.170	ND	1.02	105	ND	ND	ND	ND	NC	70 - 130	25
1,2-Dichloroethane	ND	0.250	ND	1.01	105	ND	ND	ND	ND	NC	70 - 130	25
1,2-dichloropropane	ND	0.220	ND	1.02	102	ND	ND	ND	ND	NC	70 - 130	25
1,2-Dichlorotetrafluoroethane	ND	0.140	ND	0.98	108	ND	ND	ND	ND	NC	70 - 130	25
1,3,5-Trimethylbenzene	ND	0.200	ND	0.98	107	ND	ND	ND	ND	NC	70 - 130	25
1,3-Butadiene	ND	0.450	ND	0.99	96	ND	ND	ND	ND	NC	70 - 130	25
1,3-Dichlorobenzene	ND	0.170	ND	1.02	108	ND	ND	ND	ND	NC	70 - 130	25
1,4-Dichlorobenzene	ND	0.170	ND	1.02	109	ND	ND	ND	ND	NC	70 - 130	25
1,4-Dioxane	ND	0.280	ND	1.01	91	ND	ND	ND	ND	NC	70 - 130	25
2-Hexanone(MBK)	ND	0.240	ND	0.98	98	ND	5.53	ND	1.35	NC	70 - 130	25
4-Ethyltoluene	ND	0.200	ND	0.98	106	ND	ND	ND	ND	NC	70 - 130	25
4-Isopropyltoluene	ND	0.180	ND	0.99	105	ND	ND	ND	ND	NC	70 - 130	25
4-Methyl-2-pentanone(MIBK)	ND	0.240	ND	0.98	101	ND	ND	ND	ND	NC	70 - 130	25
Acetone	ND	0.420	ND	1.00	101	437	442	184	186	1.1	70 - 130	25
Acrylonitrile	ND	0.460	ND	1.00	96	ND	ND	ND	ND	NC	70 - 130	25
Benzene	ND	0.310	ND	0.99	99	1.13	1.12	0.355	0.350	NC	70 - 130	25
Benzyl chloride	ND	0.190	ND	0.98	90	ND	ND	ND	ND	NC	70 - 130	25
Bromodichloromethane	ND	0.150	ND	1.00	105	ND	ND	ND	ND	NC	70 - 130	25
Bromoform	ND	0.097	ND	1.00	116	ND	ND	ND	ND	NC	70 - 130	25
Bromomethane	ND	0.260	ND	1.01	97	ND	ND	ND	ND	NC	70 - 130	25
Carbon Disulfide	ND	0.320	ND	1.00	97	ND	ND	ND	ND	NC	70 - 130	25
Carbon Tetrachloride	ND	0.032	ND	0.20	106	0.45	0.46	0.071	0.073	NC	70 - 130	25
Chlorobenzene	ND	0.220	ND	1.01	104	ND	ND	ND	ND	NC	70 - 130	25
Chloroethane	ND	0.380	ND	1.00	96	ND	ND	ND	ND	NC	70 - 130	25
Chloroform	ND	0.200	ND	0.98	101	ND	ND	ND	ND	NC	70 - 130	25
Chloromethane	ND	0.480	ND	0.99	103	ND	ND	ND	ND	NC	70 - 130	25
Cis-1,2-Dichloroethene	ND	0.050	ND	0.20	103	ND	ND	ND	ND	NC	70 - 130	25
cis-1,3-Dichloropropene	ND	0.220	ND	1.00	106	ND	ND	ND	ND	NC	70 - 130	25
Cyclohexane	ND	0.290	ND	1.00	99	ND	ND	ND	ND	NC	70 - 130	25
Dibromochloromethane	ND	0.120	ND	1.02	110	ND	ND	ND	ND	NC	70 - 130	25
Dichlorodifluoromethane	ND	0.200	ND	0.99	109	4.27	2.52	0.865	0.509	NC	70 - 130	25
Ethanol	ND	0.530	ND	1.00	86	399 E	407	212 E	216	1.9	70 - 130	25

QA/QC Data

SDG I.D.: GCJ55918

Parameter	Blk ppbv	Blk RL ppbv	Blk ug/m3	Blk RL ug/m3	LCS %	Sample Result ug/m3	Sample Dup ug/m3	Sample Result ppbv	Sample Dup ppbv	DUP RPD	% Rec Limits	% RPD Limits
Ethyl acetate	ND	0.280	ND	1.01	111	8.46	8.79	2.35	2.44	3.8	70 - 130	25
Ethylbenzene	ND	0.230	ND	1.00	105	ND	ND	ND	ND	NC	70 - 130	25
Heptane	ND	0.240	ND	0.98	96	ND	ND	ND	ND	NC	70 - 130	25
Hexachlorobutadiene	ND	0.094	ND	1.00	99	ND	ND	ND	ND	NC	70 - 130	25
Hexane	ND	0.280	ND	0.99	93	1.28	1.25	0.363	0.356	NC	70 - 130	25
Isopropylalcohol	ND	0.410	ND	1.01	143	18.7	18.8	7.62	7.64	0.3	70 - 130	25
Isopropylbenzene	ND	0.200	ND	0.98	102	ND	ND	ND	ND	NC	70 - 130	25
m,p-Xylene	ND	0.230	ND	1.00	111	2.01	1.97	0.464	0.454	NC	70 - 130	25
Methyl Ethyl Ketone	ND	0.340	ND	1.00	100	1.36	1.59	0.460	0.540	NC	70 - 130	25
Methyl tert-butyl ether(MTBE)	ND	0.280	ND	1.01	102	ND	ND	ND	ND	NC	70 - 130	25
Methylene Chloride	ND	0.860	ND	2.99	90	ND	ND	ND	ND	NC	70 - 130	25
n-Butylbenzene	ND	0.180	ND	0.99	108	ND	ND	ND	ND	NC	70 - 130	25
o-Xylene	ND	0.230	ND	1.00	111	ND	ND	ND	ND	NC	70 - 130	25
Propylene	ND	0.580	ND	1.00	96	ND	7.84	ND	4.56	NC	70 - 130	25
sec-Butylbenzene	ND	0.180	ND	0.99	105	ND	ND	ND	ND	NC	70 - 130	25
Styrene	ND	0.230	ND	0.98	103	ND	ND	ND	ND	NC	70 - 130	25
Tetrachloroethene	ND	0.037	ND	0.25	104	0.66	0.66	0.098	0.098	NC	70 - 130	25
Tetrahydrofuran	ND	0.340	ND	1.00	91	ND	ND	ND	ND	NC	70 - 130	25
Toluene	ND	0.270	ND	1.02	107	4.22	4.37	1.12	1.16	NC	70 - 130	25
Trans-1,2-Dichloroethene	ND	0.250	ND	0.99	98	7.25	7.53	1.83	1.90	3.8	70 - 130	25
trans-1,3-Dichloropropene	ND	0.220	ND	1.00	99	ND	ND	ND	ND	NC	70 - 130	25
Trichloroethene	ND	0.037	ND	0.20	105	ND	ND	ND	ND	NC	70 - 130	25
Trichlorofluoromethane	ND	0.180	ND	1.01	107	1.30	1.28	0.232	0.228	NC	70 - 130	25
Trichlorotrifluoroethane	ND	0.130	ND	1.00	105	ND	ND	ND	ND	NC	70 - 130	25
Vinyl Chloride	ND	0.078	ND	0.20	104	ND	ND	ND	ND	NC	70 - 130	25
% Bromofluorobenzene	99	%	99	%	102	98	100	98	100	NC	70 - 130	25
% IS-1,4-Difluorobenzene	103	%	103	%	103	102	101	102	101	NC	60 - 140	25
% IS-Bromochloromethane	103	%	103	%	105	103	101	103	101	NC	60 - 140	25
% IS-Chlorobenzene-d5	102	%	102	%	102	104	99	104	99	NC	60 - 140	25

QA/QC Batch 596646 (ppbv), QC Sample No: CJ56699 (CJ55918 (150X) , CJ55919 (75X))

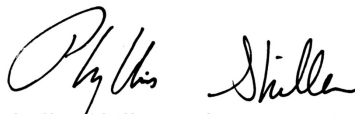
Volatiles

Cis-1,2-Dichloroethene	ND	0.100	ND	0.40	98	ND	ND	ND	ND	NC	70 - 130	25
Tetrachloroethene	ND	0.050	ND	0.34	99	0.60	0.59	0.088	0.087	NC	70 - 130	25
% Bromofluorobenzene	96	%	96	%	97	100	100	100	100	NC	70 - 130	25
% IS-1,4-Difluorobenzene	113	%	113	%	112	107	107	107	107	NC	60 - 140	25
% IS-Bromochloromethane	110	%	110	%	111	109	109	109	109	NC	60 - 140	25
% IS-Chlorobenzene-d5	109	%	109	%	119	106	104	106	104	NC	60 - 140	25

I = This parameter is outside laboratory LCS/LCSD specified recovery limits.

If there are any questions regarding this data, please call Phoenix Client Services at extension 200.

RPD - Relative Percent Difference
LCS - Laboratory Control Sample
LCSD - Laboratory Control Sample Duplicate
MS - Matrix Spike
MS Dup - Matrix Spike Duplicate
NC - No Criteria
Intf - Interference


Phyllis Shiller, Laboratory Director
October 19, 2021

Tuesday, October 19, 2021

Criteria: None

State: NY

Sample Criteria Exceedances Report

GCJ55918 - ENVIROTR

SampNo	Acode	Phoenix Analyte	Criteria	Result	RL	Criteria	RL Criteria	Analysis Units
--------	-------	-----------------	----------	--------	----	----------	----------------	-------------------

*** No Data to Display ***

Phoenix Laboratories does not assume responsibility for the data contained in this exceedance report. It is provided as an additional tool to identify requested criteria exceedences. All efforts are made to ensure the accuracy of the data (obtained from appropriate agencies). A lack of exceedence information does not necessarily suggest conformance to the criteria. It is ultimately the site professional's responsibility to determine appropriate compliance.



Environmental Laboratories, Inc.
587 East Middle Turnpike, P.O.Box 370, Manchester, CT 06045
Tel. (860) 645-1102 Fax (860) 645-0823



Analysis Comments

October 19, 2021

SDG I.D.: GCJ55918

The following analysis comments are made regarding exceptions to criteria not already noted in the Analysis Report or QA/QC Report: None.

