Interim Remedial Measures Report
A.K. Allen Company, Inc.
Mineola, New York
Site Number 130100

February 2004

Prepared for:

A.K. ALLEN COMPANY, INC.
255 East Second Street
Mineola, New York 11501

Prepared by:

CA RICH CONSULTANTS, INC.
17 Dupont Street
Plainview, New York 11803

CA RICH CONSULTANTS, INC.
CERTIFIED GROUND-WATER AND
ENVIRONMENTAL SPECIALISTS

February 6, 2004

NYSDEC
Division of Hazardous Waste Remediation
625 Broadway
Albany, New York 12233-7015

Attention: Kevin Carpenter, P.E.

Re: **Interim Remedial Measures Report**
A.K. Allen Company, Inc.
Mineola, New York
Site Number 130100

Dear Mr. Carpenter:

Attached is a copy of the Interim Remedial Measures Report for the above-referenced site.

Sincerely,

CA RICH CONSULTANTS, INC.

Stephen J. Osmundsen, PE
Senior Engineer

Eric A. Weinstock
Associate

cc: Ronald Buttner
Dan Palladino
Steve Lathman, Esq.
Alali Tamuno, Esq.
Gary Litwin
William Keenan

Users/Eric/docs/AKAllen/IRM/AK Allen-IRM report – cltr

17 DUPONT STREET, PLAINVIEW, NEW YORK 11803 • TEL 516/576-8844 • FAX 516/576-0093

Certification:

I certify that the Interim Remedial Measure (IRM) Work Plan was implemented and that all construction activities were completed substantially in accordance with the Department-approved IRM Work Plan and were personally witnessed by me or by a person under my direction.

Seal:

Date: 2/06/04

TABLE OF CONTENTS

		Page
1.0	INTRODUCTION	1
2.0	PHYSICAL CHARACTERISTICS	6
3.0	INTERIM REMEDIAL MEASURES	7
4.0	SUMMARY AND CONCLUSIONS	13
5.0	REFERENCES	15

Figures

1. Site Map and Areas of Concern
2. Well Location Map
3. Location of Soil Borings
4. Summary of Final VOC Concentrations Exceeding TAGMs in End-Point Samples
5. Summary of Final SVOC Concentrations Exceeding TAGMs in End-Point Samples
6. Summary of Final Cadmium, Chromium and Lead Levels Exceeding TAGMs in End-Point Samples
7. Summary of Final PCB Concentrations in End-Point Samples

Tables

SB-1. Summary of Detections – VOCs in Pre-Excavation Soil Borings

SB-2. Summary of Detections – SVOCs in Pre-Excavation Soil Borings

SB-3. Summary of Detections – PCBs in Pre-Excavation Soil Borings

SB-4. Summary of Detections – Metals in Pre-Excavation Soil Borings

SB-5. Summary of Detections – Metals, PCBs, VOCs and SVOCs in Post-Excavation Soil Borings

EP-1 Summary of Detections – PCBs in End-Point Soil Samples

EP-2 Summary of Detections – Metals in End-Point Soil Samples

EP-3 Summary of Detections – VOCs in End-Point Soil Samples

EP-4 Summary of Detections – SVOCs in End-Point Soil Samples

SD-1 Summary of Detections – Metals, PCBs, VOCs and SVOCs in Storm Drain End-Point Samples

Appendices

A. NCDH FOIL Request of Public Supply Wells

B. Boring Logs and Well Construction Diagrams

C. Hazardous Waste Disposal Manifests

D. Laboratory Analysis

E. UIC Closure Letter

F. Location of Buried 4-inch PVC Lines Installed in Parking Lot

G. Analysis of Backfill Material

Interim Remedial Measures Report
Soil Excavation, Storm & Floor Drain Clean Outs,
Soil Borings and Monitoring Well Installation
A.K. ALLEN COMPANY, INC.
Mineola, NY
Site No. 130100

1.0 INTRODUCTION

1.1 General

The following Interim Remedial Measures (IRM) Report has been prepared by CA RICH Consultants, Inc. (CA RICH) of Plainview, NY for the A.K. ALLEN COMPANY, INC. (A.K. ALLEN).

The purpose of this Report is to address the site-specific regulatory compliance requirements of the New York State Department of Environmental Conservation (NYSDEC) pertaining to the A.K. ALLEN Facility located at 255 East Second Street in Mineola, New York (hereafter called the Site). This Interim Remedial Measures Report is responsive to, and completed in conformance with, NYSDEC's Order on Consent Index No. W1-0932-02-08. Based upon the IRM and previous investigations performed at this site, the environmental contaminants of concern are:

- **Halogenated Volatile Organic Compounds (VOCs)** including Perchloroethene (a.k.a. PCE or Tetrachloroethene), Trichloroethene (TCE), and 1,1,1 Trichloroethane (1,1,1-TCA) as well as their degradation byproducts;
- **Heavy Metals** including cadmium, chromium and lead;
- **Semivolatile Organic Compounds (SVOCs)**; and
- **Polychlorinated Biphenyl Compounds (PCBs)**.

The tasks described in this Report include:

- Soil Boring and Monitoring Well Installations;
- Soil Excavation; and
- Storm & Floor Drain Clean Outs.

Groundwater quality sampling & chemical analyses and the performance of additional exploratory soil borings off-site will be Reported in a Supplemental Remedial Investigation Report.

During the 1990's, previous investigations were performed at this Site by the Nassau County Department of Health (NCDH) and by CA RICH Consultants, Inc. The following list of documents summarizes these investigations.

Document	Date
Remedial Investigation Work Plan, A.K. Allen Company, Inc. Mineola, NY, CA Rich Consultants, Inc. (Ref. 1)	October, 1994

Documents contd. -	Date
Remedial Investigation Report, A.K. Allen Company, Inc. Mineola, NY, CA Rich Consultants, Inc. (Ref. 2)	February, 1996
Interim Remedial Measures Work Plan, A.K. Allen Company, Inc. Mineola, NY, CA Rich Consultants, Inc. (Ref. 3)	March, 2003

1.2 Site Description

The A.K. Allen Company, Inc. Facility in Mineola is a manufacturer of precision-machined metal cylinders and valves, and has been in operation at 255 East Second Street since 1957. The existing Facility contains approximately 120,000 square feet of manufacturing, warehouse and office space situated on about 4.5 acres of land, or a total lot size of approximately 195,000 sq. ft. The Site is situated within an active industrial area and is bordered by other industrial properties to the north, east and west. The Long Island Rail Road (LIRR) main line right-of-way runs in an east-west direction along, and directly adjacent to, A.K. Allen's southern property boundary.

The Site is sewered and serviced with municipal water provided by the Village of Mineola. Historically, according to the Mineola Building Department records, the 255 East Second Street building structure was built in 1945 and included three cesspool installations. One of the cesspools was connected to a series of bathrooms, and the other two were connected to water fountains. The property was subsequently connected to the municipal sewer system in 1953. The Manhasset Machine Company was the initial tenant and occupied the building from 1947 to 1957.

1.3 Background

On June 25, 1992 a representative of the Nassau County Health Department (NCDH) inspected the A.K. Allen Facility and collected three surficial soil samples from the rear of the Site. On June 30 and July 1, 1993, representatives of NCDH returned to the Site and collected an additional 13 soil samples. These samples were collected from site soils behind the drum storage area that existed at that time, and the Long Island Rail Road (LIRR) right-of-way. On November 3, 1993, NCDH and Ecocycle collected/tested four additional samples for waste characterization analyses.

Chemical analytical results from the NCDH soil samples indicated the presence of several halogenated volatile organic compounds (VOCs) detected above prevailing NYSDEC cleanup standards. These included 1,1-dichloroethane, 1,1,1-trichloroethane, 1,1-dichloroethene, tetrachloroethene and trichloroethlyene. Non-halogenated VOCs were also detected in the soil samples collected by NCDH. Those exceeding NYSDEC cleanup levels were toluene, ethylbenzene, o-xylene & naphthalene. Also, the VOCs N-propylbenzene, isopropylbenzene, 1,2,4-trimethylbenzene, 1,3,5-trimethylbenzene and n-butylbenzene were found at significant concentration levels. However, there are no NYSDEC cleanup guidelines available for these compounds. Testing for the potential presence of metals in the soils, using the TCLP sampling method, indicated cadmium above NYSDECs cleanup levels. The location of all of these samples and a summary of the results from the three prior rounds of sampling is included in the Remedial Investigation Report (Ref. 3).

During November 1995, a Remedial Investigation (RI) was performed by CA RICH under the review of the NCDH. The RI included advancing a series of exploratory soil borings in the rear of the property; and the collection and testing of shallow soil samples collected from along the LIRR embankment; samples collected from two storm drains and one floor drain; and two geoprobe groundwater samples.

The chemical analyses from this series of samples revealed the presence of the same types of chemical compounds that were found in the soil samples tested by NCDH. Analyses of underlying uppermost groundwater quality did not show elevated levels of these contaminants. Cross-sectional illustrations and tabulated test data summarizing these results are included in the Remedial Investigation Report.

Four 'source areas' or delineated zones of relatively significant soil degradation were identified as a result of the RI, and these four locationed are illustrated in the R.I. Report. They are described below as:

1) the metal shavings drum storage area located in the rear parking lot and the adjacent LIRR embankment (a.k.a. western excavation area);

2) an area approximately 100 feet east of the drum storage area and the adjacent LIRR embankment (a.k.a. eastern excavation area);

3) storm drains SD-1, SD-2, SD-3 & 3OF & SD-4; and

4) an interior floor drain identified as FD-1.

The locations of these four areas of concern are illustrated on Figure 1.

1.4 Receptors

Industrial buildings, Second Avenue, and the LIRR tracks basically surround the A.K. Allen site. There is an established residential neighborhood south of the LIRR tracks. These residents, as well as the on-site employees of A.K. Allen, are not expected to be impacted by the subsurface soil degradation at the Site since the exterior of the property is fully paved for vehicle access, parking and truck traffic. The area of surficial soil degradation along the LIRR embankment that slopes down to the railroad tracks, along and directly south of the property boundary, is addressed as part of this IRM. Also, there is not expected to be an impact from any potential soil gas emissions to off-site receptors due to the distance from the Site to the residents across the railroad tracks to the south, and the presence of neighboring industrial properties to both the east and west.

A FOIL request was made to Nassau County Department of Health to determine if there are any additional nearby Public Supply Wells in the area that are active and to review their raw water analyses. This is included as Appendix A.

Based upon data collected as part of this IRM, the natural direction of uppermost horizontal groundwater flow beneath the Site is from the north and northeast toward the south and southwest. The Mineola Water District's Supply Well N-5596 is active and located approximately one-quarter (1/4) mile from the Site. This water well, Well N-5596, is 468 feet deep and screened in the protected Magothy Aquifer - but located in an upgradient direction and away from the Site.

In the general downgradient direction, the Garden City Water District operates 4 supply wells approximately a mile to the west-southwest (N-5163, 3185, 1697 & 0095) of the Site (Old Country Road), and 2 wells approximately a mile to the southeast (N-3935 and 3934). The latter two, Wells N-3935 and 3934, are somewhat distant situated adjacent to the existing Roosevelt Field Superfund Site. The Garden City and Hempstead Water Districts also operate 8 more wells further distant, approximately 2 miles to the south (N-10034, 10033, 7298, 4425, 0082, 0081, 0080, and 0079). These wells are all screened down in the Magothy Aquifer pumping ground water from depths typically in the 400 to 500 foot range.

Based upon the distance and depth of these several potable water wells, there does not appear to be any potential threat to a public water supply that would be attributable to the historical soil degradation present at AK Allen.

1.5 Chemical Usage and Waste Streams at the Facility

A.K. Allen currently has four separate hazardous waste streams and one former hazardous waste stream. The locations of these hazardous waste management units was illustrated in the R.I Work Plan.

The exact waste stream that contained the chlorinated solvents and PCBs that were similarly detected in soils at the rear of the Facility remains unknown. However, various degreasing products, cutting fluids, and grinding oils were utilized at this Facility in the past. The metal cutting fluids and grinding products that are currently used do not contain chlorinated solvents or PCBs.

The past and present hazardous waste stream, type, and volume or maximum inventory, are listed below:

Hazardous Waste Streams

Type of Waste	Waste Classification	Maximum Inventory
Waste Mineral Spirits*	Formerly D001 (currently – waste petroleum)	10 drums (spent mineral spirits are distilled on-site and reused)
Waste Alcohol	D001	2 drums 5 grinders (approx. 15 gallons total)
Waste Blackening ** (Caustic Bottoms)	D002	3 pails (approx. 5 gallons per pail) 3 tanks (approx. 150 gallons total, includes the 1st & 2nd rinse tank and the blackening tank)

contd. –

Type of Waste	Waste Classification	Maximum Inventory
Waste Brite Dip ** (Chromic Acid)	D002/D007	1 drum 4 tanks (approx. 100 gallons total, includes the 1st, 2nd & 3rd rinse tank and the brite dip tank)
Waste Alodine **	D002/D007	1 drum 5 tanks (approx. 475 gallons total, includes the acid tank, caustic tank, hot & cold rinse tanks and alodine tank)

Notes: * Previously, A.K. Allen used a low-flash point mineral spirit for parts cleaning. They now use a high flash point product that does not produce a hazardous waste.

** Rinse water from these processes is discharge to the NCDPW sewer connection under an industrial discharge permit.

In addition, the following non-hazardous waste streams either are, or were, generated at the Facility:

Non-hazardous Waste Streams

Type of Waste	Waste Classification	Maximum Inventory
Waste Mineral Spirits	Petroleum	10 drums (spent mineral spirits are distilled on-site and reused)
Cutting Oils	Petroleum	15 drums
Metal Shavings - Stainless steel - Plain steel - Aluminum - Brass	Not Applicable (material is recycled)	15 drums

1.6 Current and Future Land Use

As indicated, the A.K. Allen Facility property is situated in a long-established industrial/commercial area of central Nassau County. The adjoining properties to the east and west are occupied by either industrial or commercial operations, as are numerous other industrial and commercial properties along, and in the vicinity of, East Second Street in this part of Mineola which is within the Town of Hempstead. The main east-west line of the L.I.R.R. right-of-way runs immediately along and adjacent to the southern property boundary of A.K. Allen. There has been some discussion that the LIRR may seek to elevate a portion of the railroad bed in the vicinity of A.K. Allen that is between the Mineola train station and Herricks Road to the west for safety reasons.

The property is zoned industrial/commercial and most likely will remain so in the future. Furthermore, the immediately adjacent LIRR right-of-way is a major transportation corridor and, as such, will remain in this land use classification. Other nearby or neighboring properties, also parallel to the tracks, to the east and west have a long history of industrial/commercial usage. The likelihood that these properties will be rezoned to residential usage in the foreseeable future appears extremely unlikely.

2.0 PHYSICAL CHARACTERISTICS

2.1 Site Topography

The graded, paved and improved Site is relatively flat with an elevation of approximately 115 feet above mean sea level (MSL). Elevations within a 1/4-mile radius of the Site range between 100 feet and 115 feet above MSL but the surrounding area is generally flat. The LIRR right-of-way has an elevation of approximately 105 feet above mean sea level, forming a topographically lower east-west corridor through the area in which the Site is located. Directly south of the LIRR, the elevation increases back up to approximately 115 feet above MSL. In short, the track bed (and ballast) is at an approximate 10 foot lower surface elevation than the higher land surface of the Facility directly to the north and the homes directly to the south.

2.2 Site Geology

According to the United States Geologic Survey (USGS) document entitled *Hydrologic Framework of Long Island, New York* (Ref. 4), the Site is situated upon soils characterized as unconsolidated coastal plain deposits of Cretaceous to Quaternary age. Glacial outwash soil deposits, known hydrogeologically as the Upper Glacial Aquifer of Long Island, comprise the uppermost subsurface soils beneath the property and underlie the general area to a thickness of about 50 feet below grade.

The Upper Glacial Aquifer is underlain by about 500 feet of the fully-saturated unconsolidated sands and gravels of the Magothy Formation, which is presently the principal water supply aquifer for most of Nassau County and as such, protected by its designation as a "sole-source aquifer" by the Federal Government. The Magothy is, in turn, underlain by approximately 150 feet of the Raritan Formation. The Raritan Formation is composed of the upper Raritan Clay, a regional confining layer, followed by approximately 250 feet of the more permeable, fully-saturated Lloyd Sand. Underlying the Lloyd Sand are igneous and metamorphic rocks of Precambrian Age (bedrock). This entire vertical sequence or suite of three water-bearing aquifers is about 900-1,000 feet thick.

Site-specific soils encountered during the RI were characterized generally as 'unconsolidated glacial sediments' consisting of medium to coarse-grained sands, as well as interbedded fine-grained sands, silts and clays to depths of 30 feet below land surface.

The depth to the water table occurring within the basal portion of the underlying Upper Glacial Aquifer is approximately 55 feet below land surface. A site-specific water table map is presented on Figure 2.

3.0 INTERIM REMEDIAL MEASURES

3.1 General

The IRM Performed at this facility consisted of the following elements:

- Collection of additional soil samples to supplement the data collected in the 1995 Remedial Investigation;
- Installation of groundwater monitoring wells;
- Excavation and removal of contaminated soil; and
- Cleanout of storm and floor drains.

3.2 Collection of Additional Soil Samples

Pre-Excavation Soil Borings – Two soil borings were advanced in the rear of the Facility during March 2003 to supplement the subsurface data collected during the 1995 Remedial Investigation. Identified as IRM-B1 and IRM-B2, the locations of these borings are illustrated on Figure 3. Descriptions of the soils encountered are provided as boring logs for these two borings and are included in Appendix B.

Soil samples were collected in boring IRM-B-1 at 2 foot depth intervals (i.e.: continuously) from the ground surface down to the water table. Each of these soil samples was screened using an on-site 10.6 eV* Photoionization Detector (PID). The two samples with the highest PID reading from each 10 foot interval (i.e.: 0 to 10 feet, 10 to 20 feet, etc.) were submitted for further chemical analysis in a laboratory and tested for total VOCs using EPA method 8260. The samples from the 0 to 10 feet interval were also analyzed for PCBs using EPA method 8082 and for TAL metals. The results of these samples are included on Tables SB-1 through 4.

Soil samples were collected in boring IRM-B-2 at 10 foot intervals from the ground surface down to the water table. Each of these soil samples were screened using an on-site Photoionization Detector (PID) and were submitted for analysis for total VOCs using EPA method 8260. The sample from 10 feet was also analyzed for PCBs using EPA method 8082, and for TAL metals.

Test results revealed that VOCs were not encountered in the soil samples collected at depth. The only soil sample that contained VOCs at depth was in IRM-B2 at 20 to 22 feet. This detection, however, was below the applicable NYSDEC TAGM (Ref. 5). PCBs were detected in the sample from the 4 to 6 foot interval.

Pre-Excavation Storm Drain Sampling – Storm Drain SD-03, which was not sampled during the 1995 RI, was sampled as part of the IRM. This drain had accumulated sediment over time and is located on Figure 1. Soil sediment samples were collected from the surface, 5 feet below grade and 6 to 9 feet below grade. These samples were analyzed for VOCs using EPA method 8260, SVOCs using 8270, and 8 RCRA metals. The sample from 6 to 9 feet was also analyzed for PCBs. These results are presented on Table SB-1 through SB-4.

Test results indicated that the accumulated sediment within the upper 5 feet of the storm drain was impacted with SVOCs and that this drain required a cleanout. The deeper soil sediments analyzed from the 6 to 9 foot depth horizon did not exceed NYSDEC TAGMs.

3.3 Installation and Sampling of Groundwater Monitoring Wells

A total of five (5) water table monitoring wells were installed at the Site as part of this IRM using the hollow-stem auger method of drilling. On March 27 and 28, 2003, monitoring wells IRM-MW 1, 2 and 3 were installed in the front, east and western corners of the property. The elevations of the well casings were surveyed, and a water table elevation map was prepared from water level measurements collected from these newly-installed wells. On September 15, 2003, wells IRM-MW-4 and 5 were added in the western excavation area, and also off-site, hydrologically downgradient of the Facility, at the intersection of Albertson Place and Wisteria Avenue. A map illustrating the locations of these wells is included as Figure 2. Well Construction Diagrams are included in Appendix B.

After installation, each of the wells were developed using a 1-3/4 inch diameter submersible pump. A total of approximately 50 gallons of water was withdrawn from each monitoring well. The well development turbidity goal of less than 50 NTUs was achieved in each monitoring well.

The water level elevations, and the sampling & analyses of ground water quality occurring at, and in proximity to, these wells will be addressed in a Supplemental Remedial Investigation Report.

3.4 Excavation and Removal of Contaminated Soil in the Drum Storage Areas

There were two former drum storage areas on the Site. One former drum storage area was situated midway along the asphalt-paved rear of the Facility and referred to, herein, as the "western" excavation. The other asphalt-paved former drum storage area was located to the east of the western excavation and is referred to, herein, as the "eastern" excavation. These two areas are illustrated on Figure 1.

On May 27, 2003, the remedial excavation and off-site removal of contaminated soil from both the western and eastern excavation areas began and continued in several phases of exploratory work up through July 31, 2003. A series of end-point soil samples were collected at the end of each excavation effort as illustrated on Figures 4 through 7. The investigative excavations were advanced on the AK Allen property both laterally and vertically until soils appeared visually clean and/or did not have any noticeable odor, or a PID meter detection.

In addition, soil was excavated south of the property boundary along the slope of the railroad embankment up to the gravel ballast bed of the railroad tracks. The excavation (sidewall and bottom) samples were collected as outlined in the NYSDEC-approved Work Plan to confirm the soil quality that would remain on Site. These results are summarized on Tables EP-1 through EP-4, Figures 4 through 7 and in the text below. The laboratory data is included in Appendix D.

3.4.1 Western Excavation – The western excavation extended from the southern portion of the AK Allen parking lot down along the embankment of the LIRR. At the direction of the LIRR Flagman, the excavation was terminated at a distance of approximately 4 to 5 feet from the railroad ties supporting the active westbound LIRR track.

VOCs – The VOC concentrations in all of the final excavation bottom samples were below the NYSDEC TAGM Cleanup Objectives. The sidewall samples from the north, east and west excavation walls were also below applicable Cleanup Objectives. Two of the samples from the southern sidewall (EP-2 and 3) displayed a black coloration and exceeded the Cleanup Objectives for VOCs.

SVOCs - The SVOC concentrations in all of the final excavation bottom samples were below the NYSDEC TAGM Cleanup Objectives. The sidewall samples from the east and west excavation walls were also below the applicable Cleanup Objectives. Two of the sidewall samples from the north wall, EP-20 and EP-23, had slight exceedances for one compound, benzo (a) pyrene. Two of the samples from the southern sidewall (EP-2 and 3) displayed a black coloration and exceeded the Cleanup Objectives for SVOCs.

Metals - The metals concentrations in all of the final excavation bottom samples were below the NYSDEC TAGM Cleanup Objectives. The sidewall samples from the north, east and west excavation walls were also below the Cleanup Objectives. Three of the samples from the southern sidewall (EP-2, 3 and 4) displayed a black coloration and exceeded the Cleanup Objectives for metals.

PCBs - The PCB concentrations in all of the final excavation bottom samples were below the NYSDEC TAGM Cleanup Objectives with the exception of location EP-46D at 4 feet. However, a second sample identified as EP-46D2 was collected at 10 feet below grade and did not exceed the Cleanup Objective. The sidewall samples from the north, east and west excavation walls were also below the Cleanup Objectives. Three of the samples from the southern sidewall (EP-2, 3 and 4) displayed a black coloration and exceeded the Cleanup Objectives for PCBs.

3.4.2 Eastern Excavation – The eastern excavation was relatively smaller and extended from the southern portion of the AK Allen parking lot and down along the embankment of the LIRR. The soil in the southern sidewall appeared clean during this excavation and the LIRR Flagman did not require that this excavation be terminated before reaching a clean end-point.

VOCs – The VOC concentrations in all of the final excavation bottom and sidewall samples were below the NYSDEC TAGM Cleanup Objectives.

SVOCs - The SVOC concentrations in all of the final excavation bottom and sidewall samples were below the NYSDEC TAGM Cleanup Objectives.

Metals - The metals concentrations in all of the final excavation bottom and sidewall samples were below the NYSDEC TAGM Cleanup Objectives.

PCBs - The PCB concentrations in all of the final excavation bottom and sidewall samples were below the NYSDEC TAGM Cleanup Objectives with the exception of locations EP-44U (3,270 ug/kg) and EP-45U (1,650 uk/kg). The samples were collected from 0 to 1 feet below grade and exceeded the TAGM of 1,000 ug/kg.

The excavated soil was temporarily staged on-site upon enveloped plastic sheeting pending off-site removal and disposal as a hazardous waste. Approximately 770.67 tons of soil were transported to GSI Environmental, Inc. in Quebec, Canada. Copies of the hazardous waste manifests for these soils are included as Appendix C.

The progression of the excavations along with the location of the endpoint soil samples is presented on Figures 4 through 7. The analytical test results are presented on Tables EP-1 through 4. The excavations were backfilled with Recycled Crushed Aggregate (RCA) base course material supplied by Construx, located in Westbury, NY. RCA meets the Nassau County Specification item number 398 and is a local fill material commonly used on road construction sites for its superior compaction properties. Analysis of the RCA material is included in Appendix G. The parking lots were then covered with asphalt.

3.5 Post Excavation Soil Borings – A series of off-site soil borings were installed after the excavation program was initiated to determine the lateral and horizontal extent of impacted soil south of the termination point of the western excavation. The locations of these borings are illustrated on Figure 3. A summary of the data is included on Table SB-5.

SB-36 and SB-37 – On June 30, 2003, two 12-inch deep soil borings were installed on the south embankment of the LIRR using a hand auger. Identified as borings SB-36 and SB-37, the purpose of these samples was to establish the ambient or background levels of the Site-related chemical compounds present in this area of the LIRR right-of-way. One metal: arsenic, was detected at 9.5 mg/kg and is above the TAGM. Two other metals were detected at elevated levels: Chromium (32.9 mg/kg) and Lead (172 mg/kg). One SVOC: Beno(a)pyrene, was found at 104 ug/kg and is above the TAGM. Numerous other SVOC compounds were also detected. One VOC: 1,1,1-TCA , was detected at a level of 4.4 ug/kg. PCBs were not detected in either of these samples.

SB-2, SB-3, SB-3A and SB-4 – Also on June 30, 2003, a series of 3 soil borings were advanced manually using a hand auger, only 2 feet from the westbound LIRR railroad ties. Soil samples were collected at 24 to 28 inches in all three borings. An additional soil sample was also collected at 36 to 40 inches in boring SB-3. Elevated levels of PCBs and VOCs were detected in each of the samples collected at the 24 to 28-inch depth horizon. The sample collected from 36 to 40 inches at location SB-3 did not exceed the TAGM for VOCs, SVOCs, or metals, and the PCBs (detected at 10,300 ug/kg) were only slightly above the TAGM.

Boring SB-3A was advanced adjacent to the railroad tie. The VOCs and PCBs were below the TAGM in the 24 to 28-inch sample. Arsenic and some SVOCs were slightly above the TAGM.

SB-6 and SB-7 – These borings were performed using a handauger in the same locations as end-point samples EP-6 and EP-7 and were analyzed for PCBs. The results indicated that another 6 to 12 inches of soil should be removed. Additional soil was removed on July 21 and 31, 2003 as illustrated on Figure 4.

3.6 Storm Drain and Floor Drain Excavations

Six (6) stormwater or floor drains were cleaned out using a truck-mounted Guzzler® high vacuum excavator. The following is a summary of the drains included in this Report. A location map is included as Figure 1.

- SD-1 — This is an active stormwater drain located at the central rear portion of the property;
- SD-2 — This was an active stormwater drain located in the eastern driveway which has now been closed;
- SD-3 & 3OF — These are storm drain and overflow pools located along the central southern property boundary. SD-3 was closed as the walls of the drain caved in after the cleanout was completed. SD-3OF was fitted with a slotted cover and now serves as an active storm drain;
- SD-4 — This is an active storm water drain located in the central rear portion of the property; and
- FD-01 — This is a former floor drain located in the building interior inside the western side of the building and is now closed.

This scope of work performed by CA RICH was completed in cooperation with the Nassau County Department of Health. All of the sampling and remedial work was coordinated with, and observed by, Messrs. John Lovejoy and/or Wayne Grenski of NCDH. A separate report was filed with the USEPA and NCDH for the storm and floor drains, which were subject to separate regulatory compliance requirements under the Federal Underground Injection Control (UIC) Program (Ref. 6).

The bottoms of storm drain SD-1, 2, 3, 3OF, 4 and FD-1 were excavated using a Guzzler truck-mounted high vacuum excavator. The removal of the bottom soils from the structures advanced until the soil was visibly clean and PID meter readings were not detected or negligible. Once the contaminated soil was removed, an end-point soil sample was collected using a hand-operated stainless steel soil auger. NCDH collected split (duplicate) soil samples at the excavation end-points from all of these structures. All of the removed material was temporarily stockpiled on plastic sheeting on-site prior to off-site removal and disposal.

The cleanouts of these drains were performed concurrently with the ongoing remedial excavation program within the rear of the Facility. Clean Water of New York was contracted to place the excavated soil in an off-site permitted disposal facility. The soils from the drains were combined with soil excavated from the back of the property and classified as hazardous waste for off-site transport and disposal purposes. GCI of Canada was the selected disposal facility.

The following tabulation summarizes the drain excavation activities at this Site.

3.6.1 Drain Excavation Summary

Location:	SD-1	SD-2	SD-3	SD-3OF	SD-4	FD-01
Date(s):	5/30/03	5/30/03 & 7/14/03	5/30/03	5/30/03	6/2/03	6/2/03
Drain dimensions and construction:	8 foot pre-cast slotted rings	6 foot (estimated) pre-cast solid rings	3 foot X 3 foot (estimated) layered block	8 foot pre-cast slotted rings	6 foot (estimated) pre-cast solid rings	3 foot X 3 foot (estimated) layered block
Beginning Depth of Excavation:	12 feet	4.5 feet	0 feet	9 feet	6 feet	0 feet
Ending Depth of Excavation:	15 feet	9.5 feet	10 feet	13 feet	8 feet	9.9 feet
Est. Volume of Soil Removed:	6 yds^3	5 yds^3	3 yds^3	7 yds^3	2 yds^3	3 yd^3
Disposal facility:	GCI	GCI	GCI	GCI.	GCI	GCI
Current Status	Active	Closed	Closed	Active	Active	Closed

All of the estimated 26 cubic yards of excavated soils was removed and transported under manifest by Clean Water of New York to GCI in Canada. A copy of the waste transfer manifest is included as Appendix C.

3.6.2 End-Point Soil Sample Results - Chemical analyses of the end-point soil samples collected as part of this remediation were analyzed by NYS ELAP-approved Accutest Laboratories, Inc. and included volatile organic compounds (VOCs), semi-volatile organic compounds (SVOCs), polychlorinated biphenyls (PCBs) and eight RCRA metals. Copies of the laboratory data sheets for the end-point soil samples are included as Appendix D and summarized on Table SD-1.

Review of the excavation end-point soil sample results indicate that the contaminated soil within the excavated storm drains SD-1, SD-2, SD-3 & 3OF, SD-4 and interior floor drain FD-1 were effectively removed utilizing the Guzzler removal method with results either below or near the NYSDEC TAGM #4046 soil cleanup objectives. Additional samples from the upper 12 inches of the excavation for FD-1 were analyzed for PCB's. These results did not exceed the TAGM.

The soil removed from the bottoms of drains SD-1, 3OF, and 4 has been replaced with clean sand and these drains are now currently active stormwater drains. Drains SD-2 & 3 and FD-01 were filled-in with clean sand provided by the 110 Sand and Gravel Company and closed. AK Allen's UIC case number was closed by the EPA, the closure letter is included in Appendix E. Analytical results of this fill material are included in Appendix G.

4.0 SUMMARY AND CONCLUSIONS

4.1 General

An IRM effort was implemented during the Spring and Summer of 2003 to address the removal of contaminated soil from two areas in the rear of the AK Allen Facility concurrently with the approved cleanout of six impacted storm and floor drains. The following discussion summarizes this IRM effort.

4.2 Summary

Pre-Excavation Soil Borings and Monitoring Wells

- Two exploratory soil borings were completed in the rear of the Facility in a location referred to as the 'western excavation' area. Soil samples collected and analyzed from these borings indicated that there were no TAGM exceedances for volatile organic compounds at these locations. The majority of the samples revealed no detections of VOCs.

- A boring advanced down into storm drain SD-3 indicated that the accumulated sediments were impacted to a depth of 5 feet. The sediment sample collected at 6 to 9 feet revealed no detections in excess of the NYSDEC TAGM.

- A network of five on-site and off-site groundwater monitoring wells have been installed at this site. The sampling, analysis and evaluation of this data will be included in a Supplemental Remedial Investigation Report.

Excavations

- An extensive exploratory and remedial subsurface excavation effort through the parking lot and environs was completed at the western excavation area of the Site to find and remove impacted soils. End-point samples from the resulting excavation indicated that there were no exceedances of VOCs, SVOCs or metals in the bottom of the excavation or in the west, north and east sidewalls with the exception of two minor exceedances of benzo(a)pyrene. The end-point samples analyzed for PCBs were compared to the TAGM Objectives of 1,000 ug/kg for soil in the upper 12 inches of the site and 10,000 ug/kg for soils greater than 12 inches. The samples from the west, north and east sidewalls did not exceed the TAGM Objectives for PCBs. One bottom sample collected from a depth of 4 feet, EP-46D, exceeded the TAGM. However, a further test pit sample collected from 10 feet at the same location (EP-46D2) contained PCBs below the TAGM Objective.

- Several soil samples were collected from the southern sidewall of the western excavation which fronts on the westbound track of the LIRR. These results exceeded the TAGM Objectives for VOCs, SVOCs, Metals and PCBs. The proximity of the excavation to the train tracks prevented extending the southern sidewall or deepening the excavation at location EP-46D.

- A similar excavation effort was performed in the eastern excavation area. The end-point results from the bottom, north, west and south sidewalls did not exceed the TAGM Objectives. The 0 to 12-inch samples from the two eastern sidewall samples exceeded the PCB surficial TAGM Objective of 1,000 ug/kg, however, the samples from below 12-inches did not exceed the TAGM for PCBs at depth.

Post-Excavation Soil Borings

- A series of soil borings (SB-2, 3 & 4) were installed south of the western excavation and 2 feet from the LIRR tracks. These samples, collected 2 feet below grade, revealed elevated levels of VOCs and PCBs. However, an additional sample collected at a depth of 3 feet in SB-3A was at or near the TAGM Objective.

- One additional soil boring (SB-3A) was advanced directly alongside the LIRR railroad tie. Analytical results from this soil sample indicated that degradation had not migrated significantly since it was less than the TAGM Objective for both VOCs and PCBs. This sample did have minor exceedances for arsenic and several SVOCs.

- Two soil samples were collected from the embankment adjacent to the eastbound tracks and were identified as SB-36 and SB-37. Minor TAGM exceedances were recorded for Arsenic and SVOCs. PCBs and VOCs were not detected in these samples.

Storm and Floor Drains

- The bottoms of the six subject storm and floor drains have been successfully cleaned out in accordance with the NYSDEC's TAGM Cleanup Objectives and the USEPA UIC Program. Three of the drains have been permanently closed and three remain as active parking lot stormwater drains.

4.3 Conclusions

- The cleanout of the storm and floor drains at the site has been successfully completed.

- Based upon the results of the pre-excavation soil borings and the on-site post-excavation end-point samples, we believe that the on-site VOC issue has been suitably addressed and that the potential installation of a soil vapor extraction system will not be necessary. This should be further evaluated once analytical results of groundwater tests from the array of newly-installed monitoring wells are obtained. As a precaution, two 4-inch diameter PVC lines were buried in the backfill of the parking lot in the event a SVE system is deemed necessary at a later date. The lines are illustrated on a drawing in Appendix F.

- A Supplemental Remedial Investigation should be performed. This should include sampling and analysis of the site monitoring wells and a series of additional off-site soil borings to define the lateral and vertical extent of impacted soil south of the western excavation. In addition, an off-site Qualitative Exposure Assessment should be included in the Supplemental R.I. Report to address any potential or perceived off-site concerns and/or either to determine the need, or to negate, further off-site investigation.

- Once the Supplemental Remedial Investigation is completed, a Feasibility Study should be completed for this Site. As is the case with this IRM, these aforementioned recommendations should continue to be implemented subject to NYSDECs ongoing reviews and approvals.

5.0 REFERENCES

1. CA RICH, *Remedial Investigation Work Plan for A.K. Alan Company, Inc., Mineola, New York*, October 1994

2. CA RICH, *Remedial Investigation Report for A.K. Alan Company, Inc., Mineola, New York*, February 1996

3. CA RICH, Interim *Remedial Measures Work Plan*, A.K. Allen Company, Inc., Mineola, NY, CA Rich Consultants, Inc. March 2003

4. USGS, *Hydrologic Framework of Long Island, New York*, D.A. Smolensky et al:, 1989.

5. NYSDEC Technical and Administrative Guidance Memorandum, *Determination of Soil Cleanup Objectives an Cleanup Levels*; January 24, 1994

6. Summary Report - Underground Injection Control (UIC) Clean Out, AK Allen Co., Inc, 255 East Second Street, CA RICH, August 2003.

FIGURES

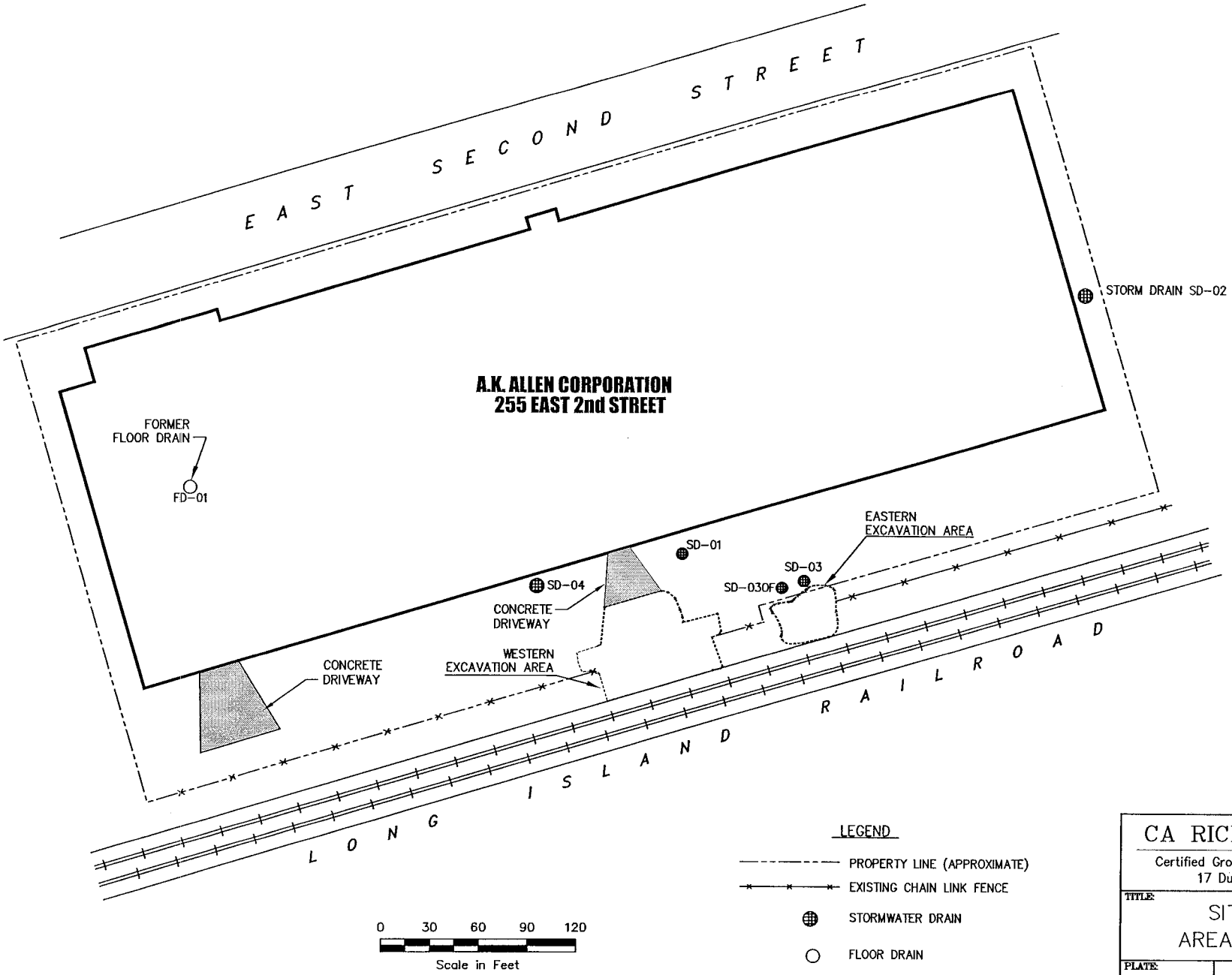

CA RICH CONSULTANTS, INC.

Certified Ground-Water and Environmental Specialists
17 Dupont Street, Plainview, NY 11803

TITLE: SITE PLAN & AREAS OF CONCERN		DATE: 9/16/03
		SCALE: As Shown
PLATE: 1	A.K. ALLEN CORPORATION 255 EAST 2nd STREET MINEOLA, NEW YORK	DRAWN BY: S.T.M.
DRAWING NO: 3226-01AA		APPR. BY: E.A.W.

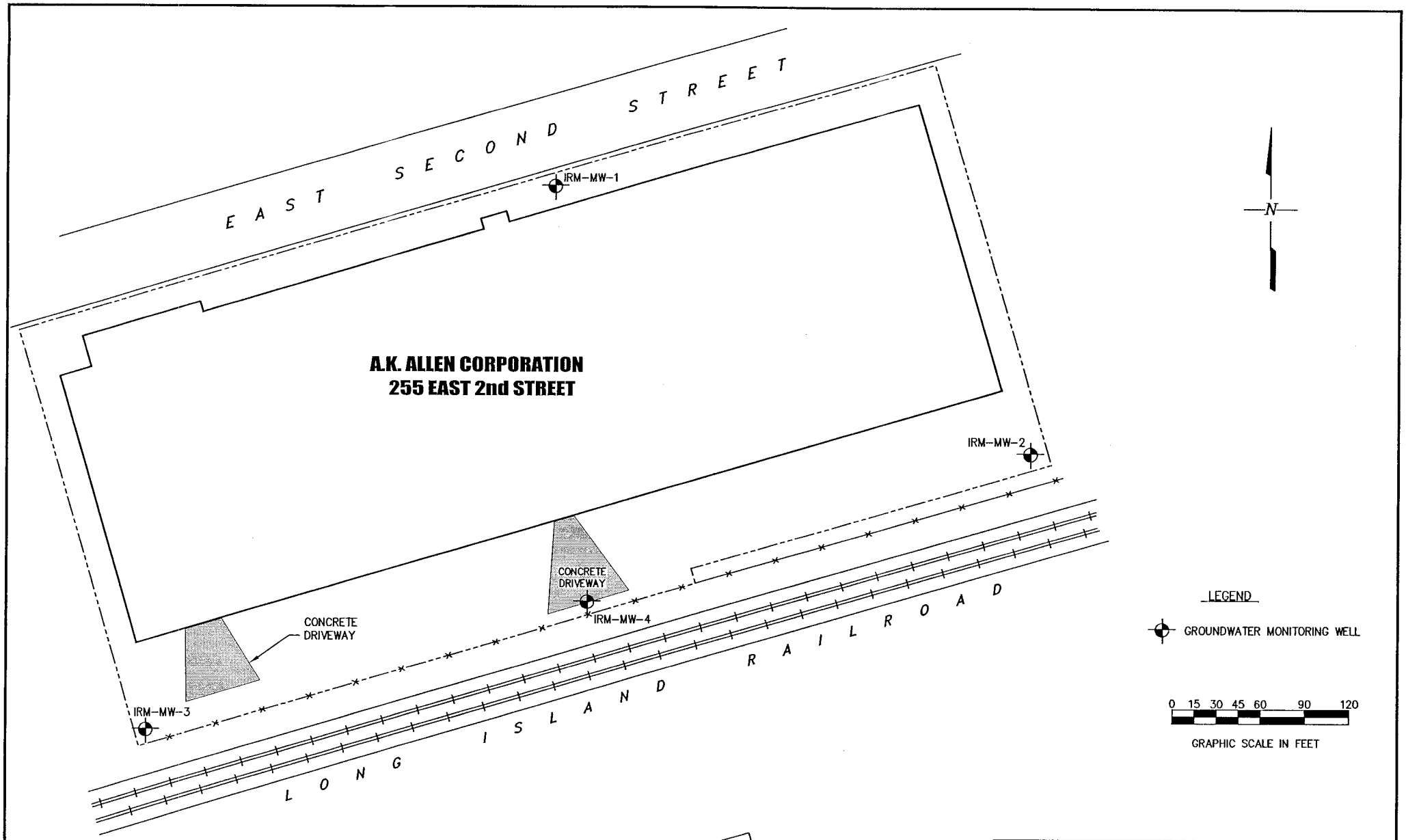

CA RICH CONSULTANTS, INC.

Certified Ground-Water and Environmental Specialists
17 Dupont Street, Plainview, New York 11803

TITLE: GROUNDWATER MONITORING WELL LOCATION MAP		DATE: 9/26/03
		SCALE: As Shown
PLATE: 2	A.K. ALLEN CORPORATION 255 EAST 2nd STREET MINEOLA, NEW YORK	DRAWN BY: S.T.M.
DRAWING NO: 3226-01D		APPR. BY: E.A.W.

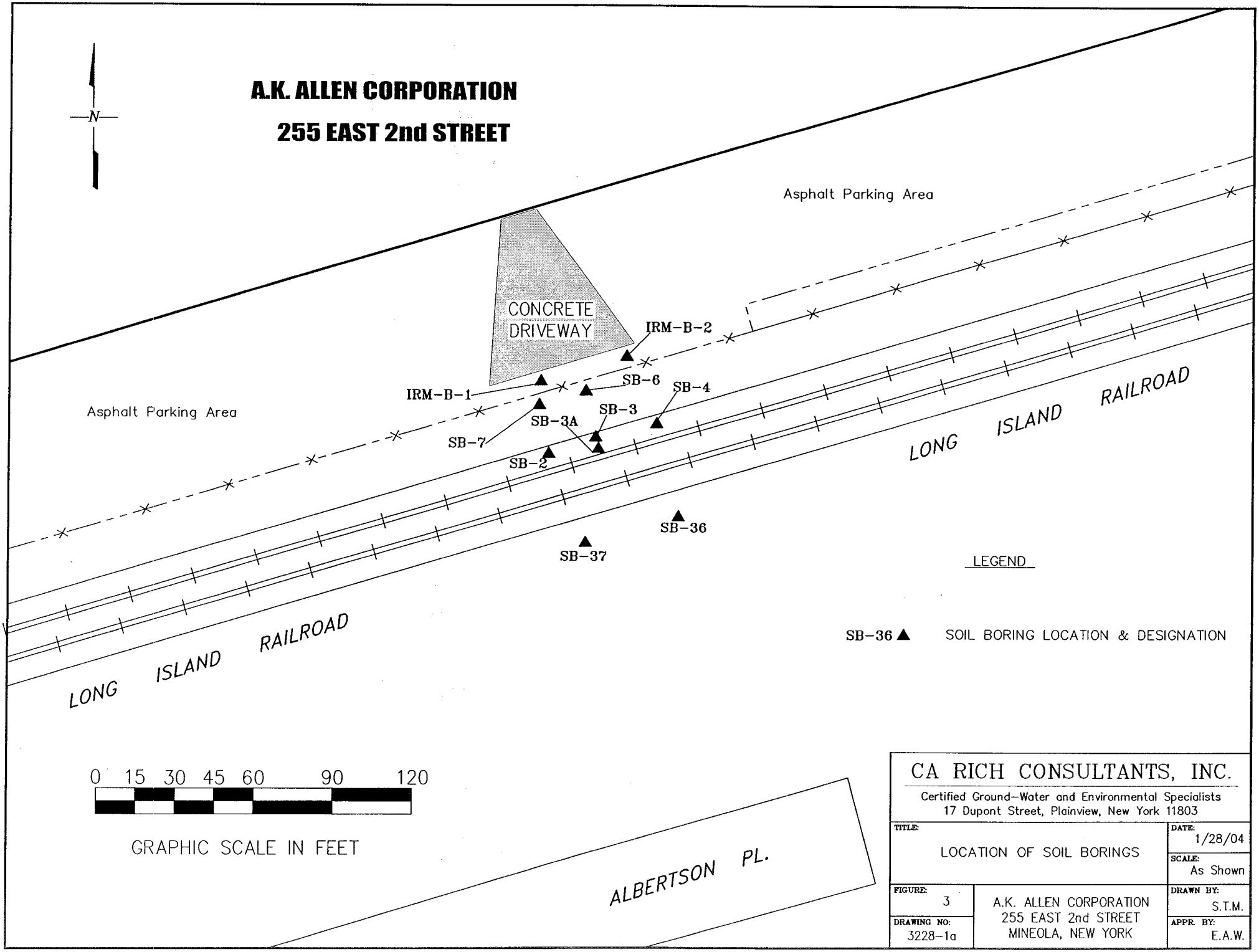
A.K. ALLEN CORPORATION
255 EAST 2nd STREET
N
Asphalt Parking Area
Asphalt Parking Area
CONCRETE DRIVEWAY
IRM-B-2
IRM-B-1
SB-6
SB-4
SB-3
SB-3A
SB-7
SB-2
SB-36
SB-37
LONG ISLAND RAILROAD
LONG ISLAND RAILROAD
LEGEND
SB-36 ▲ SOIL BORING LOCATION & DESIGNATION
0 15 30 45 60 90 120
GRAPHIC SCALE IN FEET
ALBERTSON PL.
CA RICH CONSULTANTS, INC.
Certified Ground-Water and Environmental Specialists
17 Dupont Street, Plainview, New York 11803
TITLE: LOCATION OF SOIL BORINGS
DATE: 1/28/04
SCALE: As Shown
FIGURE: 3
DRAWING NO: 3228-1a
A.K. ALLEN CORPORATION
255 EAST 2nd STREET
MINEOLA, NEW YORK
DRAWN BY: S.T.M.
APPR. BY: E.A.W.

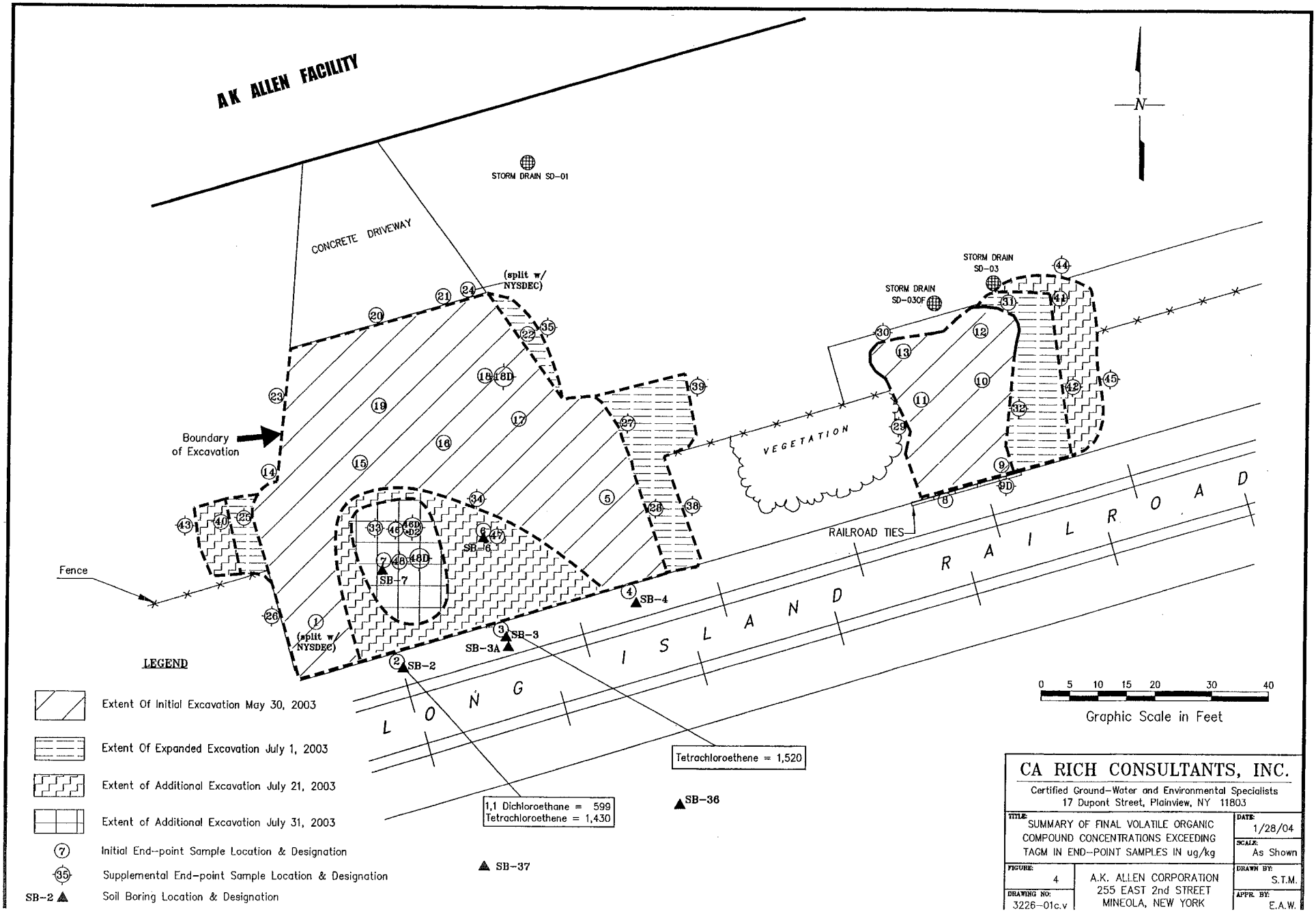
AK ALLEN FACILITY
N
STORM DRAIN SD-01
CONCRETE DRIVEWAY
(split w/ NYSDEC)
STORM DRAIN SD-03
STORM DRAIN SD-030F
Boundary of Excavation
VEGETATION
RAILROAD TIES
Fence
SB-2
SB-3
SB-3A
SB-4
SB-6
SB-7
SB-36
SB-37
LONG ISLAND RAILROAD
Tetrachloroethene = 1,520
1,1 Dichloroethane = 599
Tetrachloroethene = 1,430
0 5 10 15 20 30 40
Graphic Scale in Feet
LEGEND
Extent Of Initial Excavation May 30, 2003
Extent Of Expanded Excavation July 1, 2003
Extent of Additional Excavation July 21, 2003
Extent of Additional Excavation July 31, 2003
Initial End-point Sample Location & Designation
Supplemental End-point Sample Location & Designation
SB-2 Soil Boring Location & Designation
CA RICH CONSULTANTS, INC.
Certified Ground-Water and Environmental Specialists
17 Dupont Street, Plainview, NY 11803
TITLE: SUMMARY OF FINAL VOLATILE ORGANIC COMPOUND CONCENTRATIONS EXCEEDING TAGM IN END-POINT SAMPLES IN ug/kg
DATE: 1/28/04
SCALE: As Shown
FIGURE: 4
DRAWN BY: S.T.M.
DRAWING NO: 3226-01c.v
A.K. ALLEN CORPORATION
255 EAST 2nd STREET
MINEOLA, NEW YORK
APPR. BY: E.A.W.

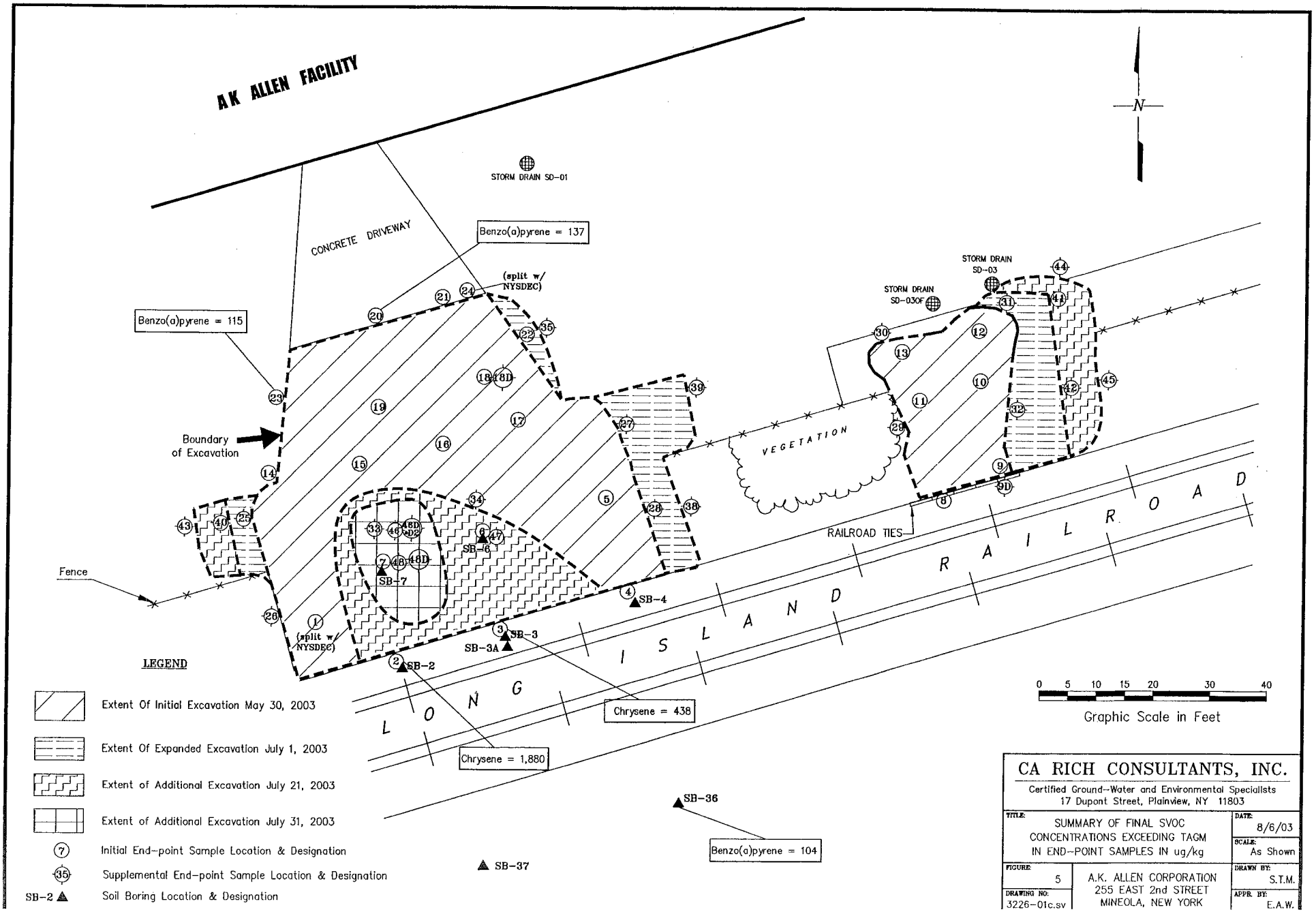
AK ALLEN FACILITY
N
STORM DRAIN SD-01
CONCRETE DRIVEWAY
Benzo(a)pyrene = 137
(split w/ NYSDEC)
Benzo(a)pyrene = 115
Boundary of Excavation
Fence
(split w/ NYSDEC)
SB-2
SB-3
SB-3A
SB-4
SB-6
SB-7
Chrysene = 438
Chrysene = 1,880
SB-36
Benzo(a)pyrene = 104
SB-37
STORM DRAIN SD-03
STORM DRAIN SD-03OF
VEGETATION
RAILROAD TIES
LONG ISLAND RAILROAD
0 5 10 15 20 30 40
Graphic Scale in Feet
LEGEND
Extent Of Initial Excavation May 30, 2003
Extent Of Expanded Excavation July 1, 2003
Extent of Additional Excavation July 21, 2003
Extent of Additional Excavation July 31, 2003
Initial End-point Sample Location & Designation
Supplemental End-point Sample Location & Designation
SB-2 Soil Boring Location & Designation
CA RICH CONSULTANTS, INC.
Certified Ground-Water and Environmental Specialists
17 Dupont Street, Plainview, NY 11803
TITLE: SUMMARY OF FINAL SVOC CONCENTRATIONS EXCEEDING TAGM IN END-POINT SAMPLES IN ug/kg
DATE: 8/6/03
SCALE: As Shown
FIGURE: 5
DRAWING NO: 3226-01c.sv
A.K. ALLEN CORPORATION
255 EAST 2nd STREET
MINEOLA, NEW YORK
DRAWN BY: S.T.M.
APPR. BY: E.A.W.

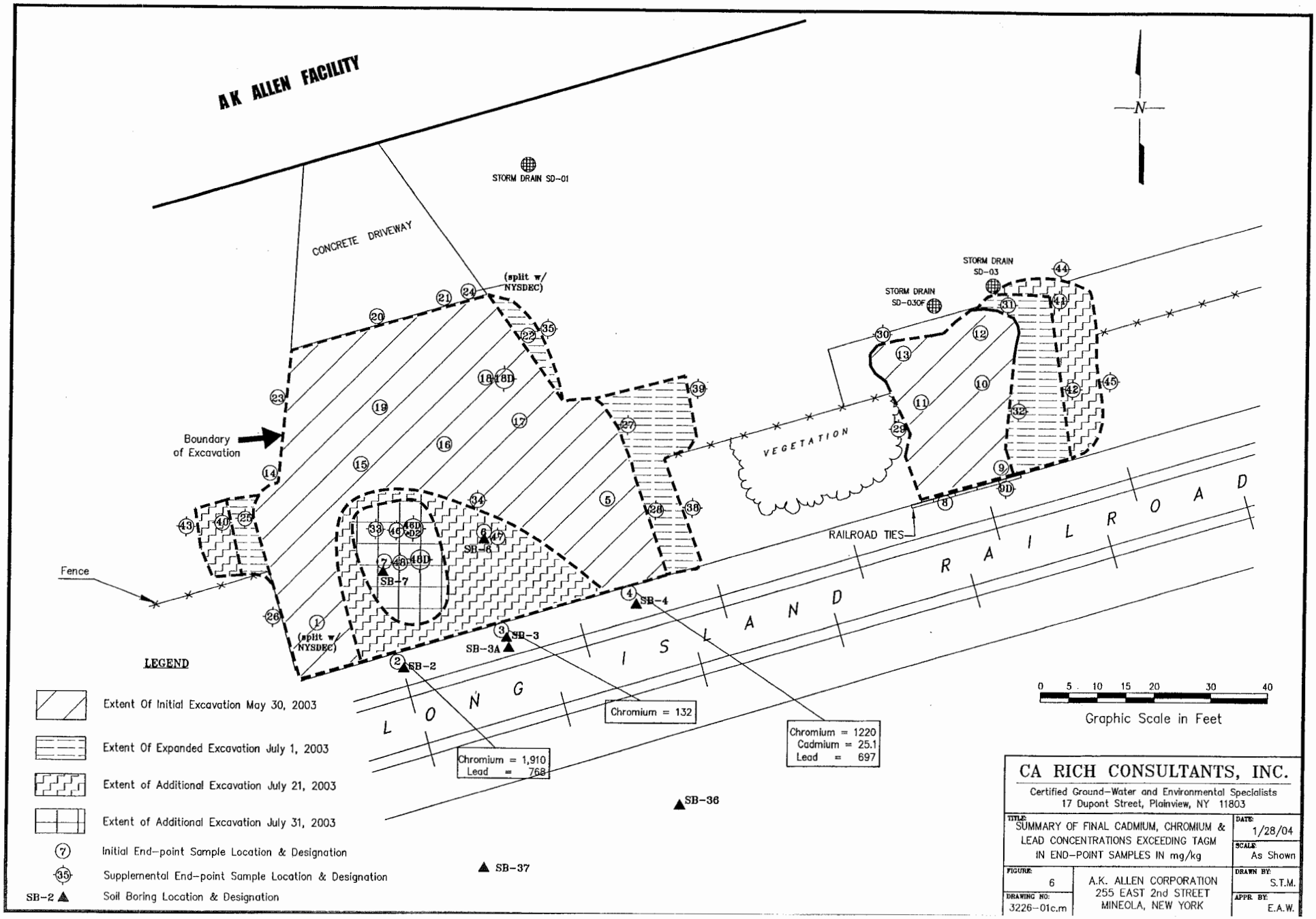
AK ALLEN FACILITY
N
STORM DRAIN SD-01
CONCRETE DRIVEWAY
(split w/ NYSDEC)
STORM DRAIN SD-03
STORM DRAIN SD-03OF
Boundary of Excavation
VEGETATION
RAILROAD TIES
LONG ISLAND RAILROAD
Fence
SB-2
SB-3
SB-3A
SB-4
SB-6
SB-7
SB-36
SB-37
Chromium = 132
Chromium = 1,910
Lead = 768
Chromium = 1220
Cadmium = 25.1
Lead = 697
LEGEND
Extent Of Initial Excavation May 30, 2003
Extent Of Expanded Excavation July 1, 2003
Extent of Additional Excavation July 21, 2003
Extent of Additional Excavation July 31, 2003
Initial End-point Sample Location & Designation
Supplemental End-point Sample Location & Designation
SB-2 Soil Boring Location & Designation
0 5 10 15 20 30 40
Graphic Scale in Feet
CA RICH CONSULTANTS, INC.
Certified Ground-Water and Environmental Specialists
17 Dupont Street, Plainview, NY 11803
TITLE: SUMMARY OF FINAL CADMIUM, CHROMIUM & LEAD CONCENTRATIONS EXCEEDING TAGM IN END-POINT SAMPLES IN mg/kg
DATE: 1/28/04
SCALE: As Shown
FIGURE: 6
DRAWING NO: 3226-01c.m
A.K. ALLEN CORPORATION
255 EAST 2nd STREET
MINEOLA, NEW YORK
DRAWN BY: S.T.M.
APPR. BY: E.A.W.

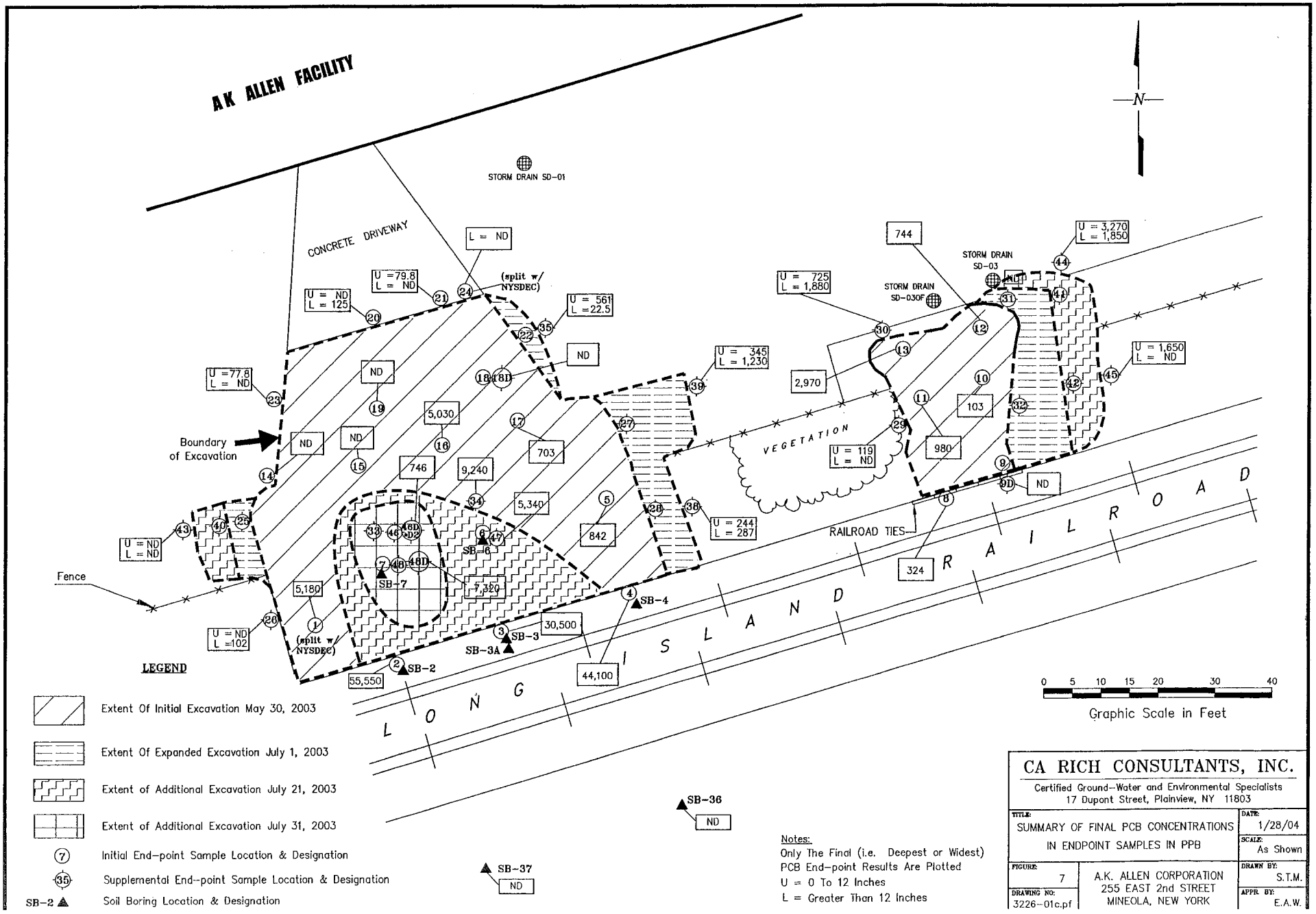
AK ALLEN FACILITY
N
STORM DRAIN SD-01
CONCRETE DRIVEWAY
L = ND
U = 79.8
L = ND
(split w/ NYSDEC)
U = ND
L = 125
U = 561
L = 22.5
ND
U = 77.8
L = ND
ND
ND
ND
5,030
703
746
9,240
5,340
842
Boundary of Excavation
U = 345
L = 1,230
2,970
U = 725
L = 1,880
744
STORM DRAIN SD-03
STORM DRAIN SD-03OF
U = 3,270
L = 1,850
U = 1,650
L = ND
103
980
VEGETATION
U = 119
L = ND
ND
U = 244
L = 287
RAILROAD TIES
324
U = ND
L = ND
Fence
5,180
7,320
30,500
44,100
55,550
U = ND
L = 102
(split w/ NYSDEC)
SB-2
SB-3
SB-3A
SB-4
SB-6
SB-7
LONG ISLAND RAILROAD
SB-36
ND
SB-37
ND
LEGEND
Extent Of Initial Excavation May 30, 2003
Extent Of Expanded Excavation July 1, 2003
Extent of Additional Excavation July 21, 2003
Extent of Additional Excavation July 31, 2003
Initial End-point Sample Location & Designation
Supplemental End-point Sample Location & Designation
SB-2 Soil Boring Location & Designation
0 5 10 15 20 30 40
Graphic Scale in Feet
Notes:
Only The Final (i.e. Deepest or Widest) PCB End-point Results Are Plotted
U = 0 To 12 Inches
L = Greater Than 12 Inches
CA RICH CONSULTANTS, INC.
Certified Ground-Water and Environmental Specialists
17 Dupont Street, Plainview, NY 11803
TITLE: SUMMARY OF FINAL PCB CONCENTRATIONS IN ENDPOINT SAMPLES IN PPB
DATE: 1/28/04
SCALE: As Shown
FIGURE: 7
DRAWING NO: 3226-01c.pf
A.K. ALLEN CORPORATION
255 EAST 2nd STREET
MINEOLA, NEW YORK
DRAWN BY: S.T.M.
APPR. BY: E.A.W.

TABLES

Table EP-1

Summary of Validated Detections - PCBs
End-point Samples 1-20
A. K. Allen
Mineola, New York

Sample ID	EP-1	EP-2	EP-3	EP-3D	EP-4	EP-5	EP-6	EP-7	EP-8	EP-9	EP-9D	EP-10	*NYSDEC
Matrix	Soil	Soil	Soil	Soil	Soil	Soil	Soil	Soil	Soil	Soil	Soil	Soil	TAGM #4046
Date Sampled	5/27/2003	5/28/2003	5/28/2003	5/28/2003	5/28/2003	5/28/2003	5/28/2003	5/28/2003	5/28/2003	5/28/2003	5/28/2003	5/28/2003	Cleanup
Location	BOT	SW	SW	Duplicate	SW	BOT	BOT	BOT	SW	SW	SW	BOT	Objective
Final End Point	Yes	Yes	Yes	Yes	Yes	Yes	No	No	Yes	No	Yes	Yes	
Depth	18 Inches	10-15 Inches	10-15 Inches	10-15 Inches	10-15 Inches	15 Inches	15 Inches	15 Inches	18 Inches	25 Inches	30 Inches	45 Inches	
PCB Method 8082													
Upper 12 Inches													
Parameters	ug/Kg	ug/Kg	ug/Kg	ug/Kg	ug/Kg	ug/Kg	ug/Kg	ug/Kg	ug/Kg	ug/Kg	ug/Kg	ug/Kg	ug/Kg
Aroclor 1254	NA	NA	NA	NA	NA	NA	NA	NA	NA	NA	NA	NA	1,000
Below 12 Inches													
Parameters	ug/Kg	ug/Kg	ug/Kg	ug/Kg	ug/Kg	ug/Kg	ug/Kg	ug/Kg	ug/Kg	ug/Kg	ug/Kg	ug/Kg	ug/Kg
Aroclor 1254	5180	55500	30500	26200	44100	842	24700	19800	324	3680	143	103	10,000

Sample ID	EP-11	EP-12	EP-13	EP-14	EP-15	EP-16	EP-17	EP-18	EP-18D	EP-19	EP-20	EP-20(U)	*NYSDEC
Matrix	Soil	Soil	Soil	Soil	Soil	Soil	Soil	Soil	Soil	Soil	Soil	Soil	TAGM #4046
Date Sampled	5/27/2003	5/28/2003	5/28/2003	5/30/2003	5/30/2003	5/30/2003	5/30/2003	6/2/2002	6/18/2003	6/2/2002	6/2/2002	6/11/2003	Cleanup
Location	BOT	BOT	BOT	BOT	BOT	BOT	BOT	BOT	BOT	BOT	SW	SW	Objective
Final End Point	Yes	Yes	Yes	Yes	Yes	Yes	Yes	No	Yes	Yes	Yes	Yes	
Depth	45 Inches	26 Inches	24 Inches	26 Inches	17 Inches	17 Inches	18 Inches	39 Inches	50 Inches	33 Inches	17 Inches	17 inches	
PCB Method 8082													
Upper 12 Inches													
Parameters	ug/Kg	ug/Kg	ug/Kg	ug/Kg	ug/Kg	ug/Kg	ug/Kg	ug/Kg	ug/Kg	ug/Kg	ug/Kg	ug/Kg	ug/Kg
Aroclor 1254	NA	NA	NA	NA	NA	NA	NA	NA	NA	NA	NA	NA	1,000
Below 12 Inches													
Parameters	ug/Kg	ug/Kg	ug/Kg	ug/Kg	ug/Kg	ug/Kg	ug/Kg	ug/Kg	ug/Kg	ug/Kg	ug/Kg	ug/Kg	ug/Kg
Aroclor 1254	980	744	2970	ND	ND	5030	703	ND	ND	ND	125	ND	10,000
Aroclor 1260	ND	ND	ND	ND	ND	ND	ND	ND	ND	ND	ND	ND	NGV

Notes:

Boxed values exceed TAGM and Eastern US Background

NA-Not applicable

B-The reported value is less than the Contract Required Limit

J-Estimated value when the results was less than the specified detection limit but greater than zero

U-The analyte was analyzed for, but was not detected above the method detection limit limit

< Indicates that the method detection limit for specific compound.

All concentrations are reported in micrograms per kilogram (g/kg) or parts per billion.

** NYSDEC Technical and Administrative Guidance Memorandum; Determination of Soil Cleanup Objectives and Cleanup Levels; January 24, 1994.*

SW-Sidewall

BOT-Bottom

Table EP-1

Summary of Validated Detections - PCBs
End-point Samples 21-33
A. K. Allen
Mineola, New York

Sample ID	EP-21	EP-21(U)	EP-21D	EP-22	EP-23	EP-23(U)	EP-24(L)	EP-25(L)	EP-25(U)	EP-26(L)	EP-26(U)	EP-27(L)	*NYSDEC
Matrix	Soil	Soil	Soil	Soil	Soil	Soil	Soil	Soil	Soil	Soil	Soil	Soil	TAGM #4046
Date Sampled	6/2/2002	6/16/2003	6/2/2002	6/2/2002	6/2/2002	6/16/2003	6/16/2003	6/16/2003	6/16/2003	6/18/2003	6/18/2003	6/16/2003	Cleanup
Location	SW	SW	SW	SW	SW	SW	SW	SW	SW	SW	SW	SW	Objective
Final Endpoint	Yes	Yes	Yes	No	Yes	Yes	Yes	No	No	Yes	Yes	No	
Depth	22 Inches	0-12 Inches	22 Inches	24 Inches	20 Inches	0-12 Inches	>12 Inches	>12 Inches	0-12 Inches	>12 Inches	0-12 Inches	>12 Inches	
PCB Method 8082													
Upper 12 Inches													
Parameters	ug/Kg	ug/Kg	ug/Kg	ug/Kg	ug/Kg	ug/Kg	ug/Kg	ug/Kg	ug/Kg	ug/Kg	ug/Kg	ug/Kg	ug/Kg
Aroclor 1254	NA	79.8	NA	NA	NA	77.8	NA	NA	5110	NA	129	NA	1,000
Aroclor 1260	NA	ND	NA	NA	NA	ND	NA	NA	ND	NA	ND	NA	
Below 12 Inches													
Parameters	ug/Kg	ug/Kg	ug/Kg	ug/Kg	ug/Kg	ug/Kg	ug/Kg	ug/Kg	ug/Kg	ug/Kg	ug/Kg	ug/Kg	ug/Kg
Aroclor 1254	ND	NA	ND	6460	ND	NA	ND	803	NA	102	NA	35100	10,000
Aroclor 1260	ND	NA	ND	1060	ND	NA	ND	ND	NA	ND	NA	ND	NGV

Sample ID	EP-27(U)	EP-28	EP-28(L)	EP-28(U)	EP-29(L)	EP-29(U)	EP-30(L)	EP-30(U)	EP-31(L)	EP-31(U)	EP-32(L)	EP-32(U)	EP-33	*NYSDEC
Matrix	Soil	Soil	Soil	Soil	Soil	Soil	Soil	Soil	Soil	Soil	Soil	Soil	Soil	TAGM #4046
Date Sampled	6/16/2003	6/18/2003	6/18/2003	6/18/2003	6/18/2003	6/18/2003	6/16/2003	6/16/2003	6/16/2003	6/16/2003	6/18/2003	6/18/2003	6/16/2003	Cleanup
Location	SW	SW	SW	SW	SW	SW	SW	SW	SW	SW	SW	SW	BOT	Objective
Final Endpoint	No	No	No	No	Yes	Yes	Yes	Yes	No	No	No	No	No	
Depth	0-12 Inches	20 Inches	>12 Inches	0-12 Inches	>12 Inches	0-12 Inches	>12 Inches	0-12 Inches	>12 Inches	0-12 Inches	>12 Inches	0-12 Inches	16 Inches	
PCB Method 8082														
Upper 12 Inches														
Parameters	ug/Kg	ug/Kg	ug/Kg	ug/Kg	ug/Kg	ug/Kg	ug/Kg	ug/Kg	ug/Kg	ug/Kg	ug/Kg	ug/Kg	ug/Kg	ug/Kg
Aroclor 1254	88600	NA	NA	5000	NA	119	NA	725	NA	5130	NA	7030	NA	1,000
Aroclor 1260	ND	NA	NA	ND	NA	ND	NA	ND	NA	ND	NA	NA	NA	NGV
Below 12 Inches														
Parameters	ug/Kg	ug/Kg	ug/Kg	ug/Kg	ug/Kg	ug/Kg	ug/Kg	ug/Kg	ug/Kg	ug/Kg	ug/Kg	ug/Kg	ug/Kg	ug/Kg
Aroclor 1254	NA	5040	9700	NA	286	NA	169	NA	11100	NA	1880	NA	17100	10,000
Aroclor 1260	NA	ND	ND	NA	ND	NA	ND	NA	ND	NA	ND	NA	ND	NGV

Notes:

Boxed values exceed TAGM and Eastern US Background

NA-Not applicable

ND-Not Detected

B-The reported value is less than the Contract Required Limit

J-Estimated value when the results was less than the specified detection limit but greater than zero

U-The analyte was analyzed for, but was not detected above the method detection limit

< Indicates that the method detection limit for specific compound.

All concentrations are reported in micrograms per kilogram (µg/kg) or parts per billion.

** NYSDEC Technical and Administrative Guidance Memorandum: Determination of Soil Cleanup Objectives and Cleanup Levels; January 24, 1994.*

SW-Sidewall

BOT-Bottom

Table EP-1

Summary of Validated Detections - PCBs
End-point Samples 34-48
A. K. Allen
Mineola, New York

Sample ID	EP-34	EP-35(L)	EP-35(U)	EP-38(L)	EP-38(U)	EP-39(L)	EP-39(U)	EP-40(L)	EP-40(U)	EP-41(L)	EP-41(U)	EP-42(L)	EP-42(U)	*NYSDEC
Matrix	Soil	Soil	Soil	Soil	Soil	Soil	Soil	Soil	Soil	Soil	Soil	Soil	Soil	TAGM #4046
Date Sampled	6/16/2003	6/18/2003	6/18/2003	7/1/2003	7/1/2003	7/1/2003	7/1/2003	7/1/2003	7/1/2003	7/1/2003	7/1/2003	7/1/2003	7/1/2003	Cleanup
Location	BOT	SW	SW	SW	SW	SW	SW	SW	SW	SW	SW	SW	SW	Objective
Final Endpoint	Yes	Yes	Yes	Yes	Yes	Yes	Yes	No	No	No	No	No	No	
Depth	17 Inches	>12 Inches	0-12 Inches	>12 Inches	0-12 Inches	>12 Inches	0-12 Inches	>12 Inches	0-12 Inches	>12 Inches	0-12 Inches	>12 Inches	0-12 Inches	
PCB Method 8082														
Upper 12 Inches														
Parameters	ug/Kg	ug/Kg	ug/Kg	ug/Kg	ug/Kg	ug/Kg	ug/Kg	ug/Kg	ug/Kg	ug/Kg	ug/Kg	ug/Kg	ug/Kg	ug/Kg
Aroclor 1254	NA	NA	561	NA	204	NA	345	NA	1660	NA	17200	NA	20600	1,000
Aroclor 1260	NA	NA	NA	NA	40.3	NA	ND	NA	ND	NA	ND	NA	ND	NGV
Below 12 Inches														
Parameters	ug/Kg	ug/Kg	ug/Kg	ug/Kg	ug/Kg	ug/Kg	ug/Kg	ug/Kg	ug/Kg	ug/Kg	ug/Kg	ug/Kg	ug/Kg	ug/Kg
Aroclor 1254	9240	22.5	NA	236	NA	235	NA	1230	NA	18100	NA	17000	NA	10,000
Aroclor 1260	ND	ND	NA	51.5	NA	ND	NA	ND	NA	ND	NA	ND	NA	NGV

Sample ID	EP-43(L)	EP-43(U)	EP-43MS	EP-43MSD	EP-44(L)	EP-44(U)	EP-45(L)	EP-45(U)	EP-46	EP-46D	EP-46D2	EP-47	EP-48	EP-48D	*NYSDEC
Matrix	Soil	Soil	Soil	Soil	Soil	Soil	Soil	Soil	Soil	Soil	Soil	Soil	Soil	Soil	TAGM #4046
Date Sampled	7/21/2003	7/21/2003	7/21/2003	7/21/2003	7/21/2003	7/21/2003	7/21/2003	7/21/2003	7/21/2003	8/1/2003	8/18/2003	7/21/2003	7/21/2003	8/1/2003	Cleanup
Location	SW	SW	SW	SW	SW	SW	SW	SW	BOT	BOT	BOT	BOT	BOT	BOT	Objective
Final Endpoint	Yes	Yes	NA	NA	Yes	Yes	Yes	Yes	No	No	Yes	Yes	No	Yes	
Depth	>12 Inches	0-12 Inches	0-12 Inches	0-12 Inches	>12 Inches	0-12 Inches	>12 Inches	0-12 Inches	>12 Inches	4 feet	10 feet	>12 Inches	>12 Inches	4 feet	
PCB Method 8082															
Upper 12 Inches															
Parameters	ug/Kg	ug/Kg	ug/Kg	ug/Kg	ug/Kg	ug/Kg	ug/Kg	ug/Kg	ug/Kg	ug/Kg	ug/Kg	ug/Kg	ug/Kg	ug/Kg	ug/Kg
Aroclor 1254	NA	ND	ND	ND	NA	3270	NA	1650	NA	NA	NA	ND	ND	NA	1,000
Aroclor 1260	NA	ND	522	410	NA	ND	NA	ND	NA	NA	NA	ND	ND	NA	NGV
Below 12 Inches															
Parameters	ug/Kg	ug/Kg	ug/Kg	ug/Kg	ug/Kg	ug/Kg	ug/Kg	ug/Kg	ug/Kg	ug/Kg	ug/Kg	ug/Kg	ug/Kg	ug/Kg	ug/Kg
Aroclor 1254	ND	NA	NA	NA	1680	NA	1850	NA	20300 D	16700 D	746	5340 D	24800 D	7320	10,000
Aroclor 1260	ND	NA	NA	NA	ND	NA	ND	NA	ND	ND	ND	ND	ND	ND	NGV

Notes:
Boxed values exceed TAGM and Eastern US Background
NA-Not applicable
ND-Not Detected
B-The reported value is less than the Contract Required Limit
J-Estimated value when the results was less than the specified detection limit but greater than zero
U-The analyte was analyzed for, but was not detected above the method detection limit
< Indicates that the method detection limit for specific compound.
All concentrations are reported in micrograms per kilogram (µg/kg) or parts per billion.

** NYSDEC Technical and Administrative Guidance Memorandum; Determination of Soil Cleanup Objectives and Cleanup Levels; January 24, 1994.*
D-Indicates result is based on a dilution
SW-Sidewall
BOT-Bottom
36&37 are Soil Borings

Table EP-2

Summary of Validated Detections - Volatile Organic Compounds
End-Point Samples 1-10
A. K. Allen
Mineola, New York

Sample ID	EP-1	EP-2	EP-3	EP-3D	EP-4	EP-5	EP-6	EP-7	EP-8	EP-9	EP-9D	EP-10	*NYSDEC
Matrix	Soil	Soil	Soil	Soil	Soil	Soil	Soil	Soil	Soil	Soil	Soil	Soil	TAGM #4046
Date Sampled	5/27/2003	5/28/2003	5/28/2003	5/28/2003	5/28/2003	5/28/2003	5/28/2003	5/28/2003	5/28/2003	5/28/2003	5/28/2003	5/28/2003	Cleanup
Location	BOT	SW	SW	Duplicate	SW	BOT	BOT	BOT	SW	SW	SW	BOT	Objective
Final End Point	Yes	Yes	Yes	Yes	Yes	Yes	No	No	Yes	Yes	Yes	Yes	
Depth	18 Inches	10-15 Inches	10-15 Inches	10-15 Inches	10-15 Inches	15 Inches	15 Inches	15 Inches	18 Inches	25 Inches	30 inches	45 Inches	
Volatile Organic Compounds (USEPA Method 8260)													
Parameters	µg/Kg	µg/Kg	µg/Kg	µg/Kg	µg/Kg	µg/Kg	µg/Kg	µg/Kg	µg/Kg	µg/Kg	µg/Kg	µg/Kg	µg/Kg
Acetone	NDUJ	ND	NDUJ	NDUJ	NDUJ	NDUJ	ND	ND	NDUJ	ND	ND	NDUJ	200
Benzene	ND	ND	ND	ND	NDUJ	ND	ND	ND	ND	ND	ND	ND	60
Chloroethane	ND	ND	ND	ND	NDUJ	ND	ND	ND	ND	ND	ND	ND	1,900
1,1-Dichloroethane	ND	599	ND	ND	NDUJ	ND	ND	ND	ND	ND	ND	ND	200
cis-1,2-Dichloroethene	ND	2440	ND	ND	NDUJ	ND	ND	ND	ND	ND	ND	ND	NGV
Ethylbenzene	ND	ND	ND	ND	NDUJ	ND	ND	ND	ND	ND	ND	ND	5,500
Tetrachloroethene	10.9	1430	1520	ND	855J	ND	23.6 J	47.4	ND	ND	ND	ND	1,400
Toluene	ND	46 J	ND	ND	NDUJ	ND	ND	ND	ND	ND	ND	ND	1,500
1,1,1-Trichloroethane	ND	93.2	73.7	ND	115J	ND	ND	ND	ND	ND	ND	ND	800
Trichloroethene	ND	59.5 J	57	ND	91J	ND	ND	ND	ND	ND	ND	ND	700
1,2,4-Trimethylbenzene	ND	131 J	ND	ND	NDUJ	ND	15.9 J	2.9	ND	ND	ND	ND	10,000
1,3,5-Trimethylbenzene	ND	191 J	ND	ND	NDUJ	ND	10 J	1.7	ND	ND	ND	ND	3,300
Xylene (total)	ND	85.2 J	ND	ND	NDUJ	ND	ND	ND	ND	ND	ND	ND	1,200

Notes:
J-Estimated value when the result was less than the specified detection limit but greater than zero.
ND-Not Detected
NGV-No given value
Bot-Bottom
SW-Sidewall

** NYSDEC Technical and Administrative Guidance Memorandum: Determination of Soil Cleanup Objectives and Cleanup Levels; January 24, 1994.*

Boxed value exceeds TAGM

All concentrations are reported in micrograms per kilogram (ug/Kg) or parts per billion.

users/eric/AK Allen/tables/EP1-10 soil VOCs

Table EP-2

Summary of Validated Detections - Volatile Organic Compounds
End-Point Samples 11-23
A. K. Allen
Mineola, New York

Sample ID	EP-11	EP-12	EP-13	EP-14	EP-15	EP-16	EP-17	EP-18	EP-18D	EP-19	EP-20	EP-20U	EP-21	EP-21D	EP-22	EP-23	*NYSDEC
Matrix	Soil	Soil	Soil	Soil	Soil	Soil	Soil	Soil	Soil	Soil	Soil	Soil	Soil	Soil	Soil	Soil	TAGM #4046
Date Sampled	5/28/2003	5/29/2003	5/29/2003	5/30/2003	5/30/2003	5/30/2003	5/30/2002	6/2/2002	6/18/2003	6/2/2003	6/2/2003	6/11/2003	6/2/2003	6/2/2003	6/2/2003	6/2/2003	Cleanup
Location	BOT	BOT	BOT	SW	BOT	BOT	BOT	SW	SW	SW	BOT	BOT	SW	SW	SW	SW	Objective
Final End Point	Yes	Yes	Yes	Yes	Yes	Yes	Yes	No	Yes	Yes	Yes	Yes	Yes	Yes	No	Yes	
Depth	45 Inches	26 Inches	34 Inches	26 Inches	17 Inches	17 Inches	18 Inches	39 Inches	50 Inches	33 Inches	17 Inches	17 Inches	22 Inches	22 Inches	24 Inches	20 Inches	
Volatile Organic Compounds (USEPA Method 8260)																	
Parameters	µg/Kg	µg/Kg	µg/Kg	µg/Kg	µg/Kg	µg/Kg	µg/Kg	µg/Kg	µg/Kg	µg/Kg	µg/Kg	µg/Kg	µg/Kg	µg/Kg	µg/Kg	µg/Kg	µg/Kg
Acetone	ND	ND	ND	NDR	NDR	NDR	NDR	ND	ND	ND	36.9	12.7	28.9	31.5	60.9	12.3	200
Benzene	ND	ND	ND	ND	ND	ND	ND	ND	ND	ND	ND	ND	ND	ND	ND	ND	60
Chloroethane	ND	ND	ND	ND	ND	ND	ND	ND	ND	ND	ND	ND	ND	ND	ND	ND	1,900
1,1-Dichloroethane	ND	ND	ND	ND	ND	1.3 J	16.0	ND	ND	ND	ND	ND	ND	ND	ND	ND	200
cis-1,2-Dichoroethene	ND	ND	ND	ND	ND	5.7	5.7 J	ND	ND	ND	ND	ND	ND	ND	ND	ND	NGV
Ethylbenzene	ND	ND	ND	ND	ND	ND	ND	ND	ND	ND	ND	ND	ND	ND	ND	ND	5,500
Tetrachloroethene	ND	4.2 J	1.8	ND	6.5 J	17.2	17.2	ND	ND	ND	ND	ND	ND	ND	ND	ND	1,400
Toluene	ND	ND	ND	ND	ND	ND	ND	ND	ND	ND	ND	ND	ND	ND	ND	ND	1,500
1,1,1-Trichloroethane	ND	ND	ND	ND	ND	ND	ND	ND	ND	ND	ND	ND	ND	ND	ND	ND	800
Trichloroethene	ND	ND	ND	ND	ND	14.8 J	ND	ND	ND	ND	ND	ND	ND	ND	ND	ND	700
1,2,4-Trimethylbenzene	ND	ND	ND	ND	ND	4.1 J	ND	ND	ND	ND	ND	ND	ND	ND	12.9	ND	10,000
1,3,5-Trimethylbenzene	ND	ND	ND	ND	ND	2.0	ND	ND	ND	ND	ND	ND	ND	ND	7.6	ND	3,300
2-Butanone (MEK)	ND	ND	ND	NDR	NDR	NDR	NDR	ND	ND	ND	10.7 J	ND	7.8 J	9.2 J	13.9	ND	NGV
Xylene (total)	ND	ND	2.1	ND	ND	ND	ND	ND	ND	ND	ND	ND	ND	ND	ND	ND	1,200

Notes:

J-Estimated value when the result was less than the specified detection limit but greater than zero.

ND-Not Detected

NGV-No given value

Bot-Bottom

SW-Sidewall

** NYSDEC Technical and Administrative Guidance Memorandum: Determination of Soil Cleanup Objectives and Cleanup Levels; January 24, 1994.*

Boxed value exceeds TAGM

All concentrations are reported in micrograms per kilogram (ug/Kg) or parts per billion.

users/eric/AK Allen/tables/EP1-10 soil VOCs

Table EP-2

Summary of Validated Detections - Volatile Organic Compounds
End-Point Samples 24-34
A. K. Allen
Mineola, New York

Sample ID	EP-24(L)	EP-25	EP-26	EP-27	EP-28	EP-29	EP-30	EP-31	EP-32	EP-33	EP-34	*NYSDEC
Matrix	Soil	Soil	Soil	Soil	Soil	Soil	Soil	Soil	Soil	Soil	Soil	TAGM #4046
Date Sampled	6/11/2003	6/16/2003	6/18/2003	6/16/2003	6/18/2003	6/18/2003	6/16/2003	6/16/2003	6/18/2003	6/16/2003	6/16/2003	Cleanup
Location	SW	SW	SW	SW	SW	SW	SW	SW	SW	BOT	BOT	Objective
Final End Piont	Yes	No	Yes	No	No	Yes	Yes	No	No	NA	NA	
Depth	17 Inches	20 Inches	22 Inches	17 Inches	20 Inches	18 Inches	30 Inches	16 Inches	18 Inches	16 Inches	17 Inches	
Volatile Organic Compounds (USEPA Method 8260)												
Parameters	µg/Kg	µg/Kg	µg/Kg	µg/Kg	µg/Kg	µg/Kg	µg/Kg	µg/Kg	µg/Kg	µg/Kg	µg/Kg	µg/Kg
Acetone	64.4	ND	ND	ND	ND	ND	ND	ND	ND	NA	NA	200
Benzene	ND	ND	ND	ND	ND	ND	ND	ND	ND	NA	NA	60
Chloroethane	ND	ND	ND	ND	ND	ND	ND	ND	ND	NA	NA	1,900
1,1-Dichloroethane	ND	ND	ND	ND	ND	ND	ND	ND	ND	NA	NA	200
cis-1,2-Dichoroethene	ND	ND	ND	ND	ND	ND	ND	ND	ND	NA	NA	NGV
Ethylbenzene	ND	ND	ND	ND	ND	ND	ND	ND	ND	NA	NA	5,500
Tetrachloroethene	ND	ND	ND	ND	ND	ND	ND	1.7 J	ND	NA	NA	1,400
Toluene	ND	ND	ND	ND	ND	ND	ND	ND	ND	NA	NA	1,500
1,1,1-Trichloroethane	ND	ND	ND	ND	ND	ND	ND	ND	ND	NA	NA	800
Trichloroethene	ND	ND	ND	ND	ND	ND	ND	ND	ND	NA	NA	700
1,2,4-Trimethylbenzene	ND	ND	ND	ND	ND	ND	ND	ND	ND	NA	NA	10,000
1,3,5-Trimethylbenzene	ND	ND	ND	ND	ND	ND	ND	ND	ND	NA	NA	3,300
Xylene (total)	ND	ND	ND	ND	ND	ND	ND	ND	ND	NA	NA	1,200

Notes:

J-Estimated value when the result was less than the specified detection limit but greater than zero.
NA-Not applicable
ND-Not Detected
NGV-No given value
Bot-Bottom
SW-Sidewall

** NYSDEC Technical and Administrative Guidance Memorandum: Determination of Soil Cleanup Objectives and Cleanup Levels; January 24, 1994.*

Shaded value exceeds TAGM

All concentrations are reported in micrograms per kilogram (ug/Kg) or parts per billion.

users/eric/AK Allen/tables/EP1-10 soil VOCs

Table EP-2

Summary of Validated Detections - Volatile Organic Compounds
End-Point Samples 35-48
A. K. Allen
Mineola, New York

Sample ID	EP-35	EP-38	EP-39	EP-40	EP-41	EP-42	EP-43	EP-44	EP-45	EP-46	EP-47	EP-48	*NYSDEC
Matrix	Soil	Soil	Soil	Soil	Soil	Soil	Soil	Soil	Soil	Soil	Soil	Soil	TAGM #4046
Date Sampled	6/18/2003	7/1/2003	7/1/2003	7/1/2003	7/1/2003	7/1/2003	7/21/2003	7/21/2003	7/21/2003	7/21/2003	7/21/2003	7/21/2003	Cleanup
Location	SW	SW	SW	SW	SW	SW	SW	SW	SW	BOT	BOT	BOT	Objective
Final End Point	Yes	Yes	Yes	No	No	Yes	Yes	Yes	Yes	Yes	Yes	Yes	
Depth	24 Inches	<12 Inches	<12 Inches	<12 Inches	<12 Inches	<12 Inches	0-12 Inches	<12 Inches	<12 Inches	36 Inches	36 Inches	36 Inches	
Volatile Organic Compounds (USEPA Method 8260)													
Parameters	µg/Kg	µg/Kg	µg/Kg	µg/Kg	µg/Kg	µg/Kg	µg/Kg	µg/Kg	µg/Kg	µg/Kg	µg/Kg	µg/Kg	µg/Kg
Acetone	ND	ND	ND	ND	ND	ND	8UJ	ND	8UJ	11UJ	ND	ND	200
Benzene	ND	ND	ND	ND	ND	ND	ND	ND	ND	ND	ND	ND	60
2-Butanone	ND	ND	ND	ND	ND	ND	ND	ND	ND	ND	ND	2 J	300
Chlorobenzene	ND	ND	ND	ND	ND	ND	ND	ND	ND	ND	ND	ND	1,700
Chloroethane	ND	ND	ND	ND	ND	ND	ND	ND	ND	ND	ND	ND	1,900
1,1-Dichloroethene	ND	ND	ND	ND	ND	ND	ND	ND	ND	ND	ND	ND	400
1,1-Dichloroethane	ND	ND	ND	ND	ND	ND	ND	ND	ND	ND	ND	ND	200
cis-1,2-Dichoroethene	ND	ND	ND	ND	ND	ND	ND	ND	ND	ND	ND	ND	NGV
Ethylbenzene	ND	ND	ND	ND	ND	ND	ND	ND	ND	ND	ND	ND	5,500
Methylene Chloride	ND	ND	ND	ND	ND	ND	14 U	ND	ND	ND	ND	ND	100
Tetrachloroethene	ND	ND	18.9	ND	ND	ND	ND	ND	ND	ND	ND	1 J	1,400
Toluene	ND	ND	ND	ND	ND	ND	ND	ND	ND	ND	ND	ND	1,500
1,1,1-Trichloroethane	ND	ND	ND	ND	ND	ND	ND	ND	ND	ND	ND	ND	800
Trichloroethene	ND	ND	ND	ND	ND	ND	ND	ND	ND	ND	ND	ND	700
1,2,4-Trimethylbenzene	ND	ND	ND	ND	ND	ND	ND	ND	ND	NDUJ	1 J	ND	10,000
1,3,5-Trimethylbenzene	ND	ND	ND	ND	ND	ND	ND	ND	ND	ND	ND	ND	3,300
Xylene (total)	ND	ND	ND	ND	ND	ND	ND	ND	ND	ND	ND	ND	1,200

Notes:
J-Estimated value when the result was less than the specified detection limit but greater than zero.
ND-Not Detected
NGV-No given value
Bot-Bottom
SW-Sidewall

** NYSDEC Technical and Administrative Guidance Memorandum: Determination of Soil Cleanup Objectives and Cleanup Levels; January 24, 1994.*

B-Indicated compound found in associated black

Boxed value exceeds TAGM

All concentrations are reported in micrograms per kilogram (ug/Kg) or parts per billion.

Table EP-3
Summary of Validated Detections - Semi-Volatile Organic Compounds
End-point Samples 1-10
A. K. Allen
Mineola, New York

Sample ID	EP-1	EP-2	EP-3	EP-3D	EP-4	EP-5	EP-6	EP-7	EP-8	EP-9	EP-9D	EP-10	*NYSDEC
Matrix	Soil	Soil	Soil	Soil	Soil	Soil	Soil	Soil	Soil	Soil	Soil	Soil	TAGM #4046
Date Sampled	5/27/2003	5/28/2003	5/28/2003	5/28/2003	5/28/2003	5/28/2003	5/28/2003	5/28/2003	5/28/2003	5/28/2003	6/18/2003	5/28/2003	Cleanup
Location	BOT	SW	SW	Duplicate	SW	BOT	BOT	BOT	SW	SW	SW	BOT	Objective
Final End Point	Yes	Yes	Yes	Yes	Yes	Yes	No	No	Yes	No	Yes	Yes	
Depth	18 Inches	10-15 Inches	10-15 Inches	10-15 Inches	10-15 Inches	15 Inches	15 Inches	15 Inches	18 Inches	25 Inches	30 Inches	45 Inches	
Semi-Volatile Organic Compounds (USEPA Method 8270)													
Parameters	µg/Kg	µg/Kg	µg/Kg	µg/Kg	µg/Kg	µg/Kg	µg/Kg	µg/Kg	µg/Kg	µg/Kg	µg/Kg	µg/Kg	µg/Kg
Acenaphthene	ND	ND	ND	ND	ND	ND	ND	ND	ND	ND	ND	ND	50,000
Anthracene	ND	ND	ND	177 J	ND	ND	ND	ND	ND	295 J	ND	ND	50,000
Benzo(a)anthracene	ND	755 J	ND	116 J	ND	ND	ND	ND	ND	657	18.7	ND	224
Benzo(a)pyrene	NDUJ	ND	NDUJ	NDUJ	ND	ND	ND	ND	ND	694	22.4	ND	61
Benzo(b)fluoranthene	NDUJ	ND	NDUJ	NDUJ	ND	ND	ND	ND	ND	1350	43.5	ND	1,100
Benzo(g,h,i)perylene	NDUJ	ND	NDUJ	97.3 J	ND	ND	ND	ND	ND	707	19.1	ND	50,000
Benzo(k)fluoranthene	NDUJ	ND	NDUJ	NDUJ	ND	ND	ND	ND	ND	341 J	35	ND	1,100
Buty benzyl phthalate	ND	ND	ND	ND	ND	ND	ND	ND	ND	ND	ND	ND	50,000
Carbazole	ND	ND	ND	ND	ND	ND	ND	ND	ND	ND	ND	ND	NVG
Chrysene	ND	1880 J	ND	438	ND	ND	ND	ND	ND	989	28.3	ND	400
Dibenzofuran	ND	ND	ND	ND	ND	ND	ND	ND	ND	ND	ND	ND	6,200
Di-n-butyl phthalate	ND	ND	ND	ND	ND	ND	ND	ND	ND	ND	ND	ND	8,100
bis (2-Ethylhexyl)phthalate	ND	29,900	7120	5960	16,000	ND	1040	1810	ND	ND	ND	ND	50,000
Fluoranthene	ND	2,380	ND	284 J	ND	ND	ND	ND	ND	1150	19.6	ND	50,000
Fluorene	ND	ND	ND	ND	ND	ND	ND	ND	ND	ND	ND	ND	50,000
Indeno(1,2,3-cd)pyrene	NDUJ	ND	NDUJ	NDUJ	ND	ND	ND	ND	ND	674	25	ND	3,200
2-Methylnaphthalene	ND	ND	ND	139 J	ND	ND	ND	ND	ND	64.9 J	ND	ND	36,400
Naphthalene	ND	ND	ND	ND	ND	ND	ND	ND	ND	ND	ND	ND	13,000
Phenanthrene	ND	1,120 J	ND	209 J	ND	ND	ND	ND	ND	487	ND	ND	50,000
Pyrene	ND	3,290	ND	460	ND	ND	ND	ND	ND	1260	21.4	ND	50,000
Acenaphthylene	ND	ND	ND	ND	ND	ND	ND	ND	ND	175 J	ND	ND	NVG

Notes:

Boxed values exceed TAGM

NGV - No Given Value

E-Indicate the analyte's concenration exceeds the calibrated range

ND-Not Detected above the method detection limit

All concentrations are reported in micrograms per kilogram (µg/kg) or parts per billion.

NA-Not applicable

Bot-Bottom

SW-Sidewall

** NYSDEC Technical and Administrative Guidance Memorandum: Determination of Soil Cleanup Objectives and Cleanup Levels; January 24, 1994.*

Table EP-3
Summary of Validated Detections - Semi-Volatile Organic Compounds
End-point Samples 11-23
A. K. Allen
Mineola, New York

Sample ID	EP-11	EP-12	EP-13	EP-14	EP-15	EP-16	EP-17	EP-18	EP-18D	EP-19	EP-20	EP-20U	EP-21	EP-21D	EP-22	EP-23	*NYSDEC
Matrix	Soil	Soil	Soil	Soil	Soil	Soil	Soil	Soil	Soil	Soil	Soil	Soil	Soil	Soil	Soil	Soil	TAGM #4046
Date Sampled	5/27/2003	5/28/2003	5/28/2003	5/30/2003	5/30/2003	5/30/2003	5/30/2003	6/2/2003	6/18/2003	6/2/2003	6/2/2003	6/11/2003	6/2/2003	6/2/2003	6/2/2003	6/2/2003	Cleanup
Location	BOT	BOT	BOT	SW	BOT	BOT	BOT	BOT	BOT	SW	BOT	BOT	SW	SW	SW	SW	Objective
Final End Point	Yes	Yes	Yes	Yes	Yes	Yes	Yes	No	Yes	Yes	Yes	Yes	Yes	Yes	No	Yes	
Depth	45 Inches	26 Inches	24 Inches	26 Inches	17 Inches	17 Inches	18 Inches	39 Inches	50 Inches	33 Inches	17 Inches	17 Inches	22 Inches	22 Inches	24 Inches	20 Inches	
Semi-Volatile Organic Compounds (USEPA Method 8270)																	
Parameters	µg/Kg	µg/Kg	µg/Kg	µg/Kg	µg/Kg	µg/Kg	µg/Kg	µg/Kg	µg/Kg	µg/Kg	µg/Kg	µg/Kg	µg/Kg	µg/Kg	µg/Kg	µg/Kg	µg/Kg
Acenaphthene	ND	ND	ND	ND	ND	ND	ND	ND	ND	ND	ND	22.4	ND	ND	ND	ND	50,000
Anthracene	ND	ND	ND	ND	ND	ND	ND	ND	ND	ND	37.3 J	84.0	ND	ND	ND	40.7 J	50,000
Benzo(a)anthracene	ND	ND	ND	ND	ND	ND	ND	ND	ND	ND	132	151	ND	ND	64.1 J	129	224
Benzo(a)pyrene	ND	ND	NDUJ	ND	ND	ND	ND	ND	ND	ND	121	137	ND	ND	39.2 J	115	61
Benzo(b)fluoranthene	ND	ND	NDUJ	ND	ND	ND	ND	ND	ND	ND	113	210	ND	ND	32.9 J	98.8	1,100
Benzo(g,h,i)perylene	ND	ND	NDUJ	ND	ND	ND	ND	ND	ND	ND	83.4	75.5	ND	ND	23.7 J	74.3 J	50,000
Benzo(k)fluoranthene	ND	ND	NDUJ	ND	ND	ND	ND	ND	ND	ND	93.7	86.8	ND	ND	26.3 J	107	1,100
Butyl benzyl phthalate	ND	ND	ND	ND	ND	ND	ND	ND	ND	ND	ND	ND	ND	ND	ND	ND	50,000
Carbazole	ND	ND	ND	ND	ND	ND	ND	ND	ND	ND	ND	24.8	ND	ND	ND	ND	NVG
Chrysene	ND	ND	ND	ND	ND	ND	ND	ND	ND	ND	132	141	ND	ND	56.8 J	131	400
Dibenzo(a,h)anthracene	ND	ND	NDUJ	ND	ND	ND	ND	ND	ND	ND	20.8 J	ND	ND	ND	ND	ND	6,200
Di-n-butyl phthalate	ND	ND	ND	ND	ND	ND	ND	ND	ND	ND	ND	ND	ND	ND	ND	ND	8,100
bis (2-Ethylhexyl)phthalate	ND	ND	ND	ND	ND	129	103	ND	ND	ND	94.1	ND	ND	ND	50.4 J	ND	50,000
Fluoranthene	ND	19.4 J	ND	ND	ND	ND	ND	ND	ND	ND	258	365	30.5 J	ND	59.8 J	258	50,000
Fluorene	ND	ND	ND	ND	ND	ND	ND	ND	ND	ND	ND	20.7	ND	ND	ND	ND	50,000
Indeno(1,2,3-cd)pyrene	ND	ND	NDUJ	ND	ND	ND	ND	ND	ND	ND	92.9	76.8	ND	ND	27.4 J	80.9	3,200
2-Methylnaphthalene	ND	ND	ND	ND	ND	26 J	ND	ND	ND	ND	ND	ND	ND	ND	148	ND	36,400
Naphthalene	ND	ND	ND	ND	ND	ND	ND	ND	ND	ND	ND	ND	ND	ND	69.5 J	ND	13,000
Phenanthrene	ND	ND	ND	ND	ND	ND	ND	ND	ND	ND	138	251	23.4 J	ND	98.2	137	50,000
Pyrene	ND	18.7 J	ND	ND	ND	ND	ND	ND	ND	ND	230	263	25.8 J	ND	81.5	216	50,000

Notes:

Shaded values exceed TAGM

NGV - No Given Value

E-Indicate the analyte's concenration exceeds the calibrated range

ND-Not Detected above the method detection limit

All concentrations are reported in micrograms per kilogram (µg/kg) or parts per billion.

NA-Not applicable

Bot-Bottom

SW-Sidewall

** NYSDEC Technical and Administrative Guidance Memorandum: Determination of Soil Cleanup Objectives and Cleanup Levels; January 24, 1994.*

Table EP-3
Summary of Validated Detections - Semi-Volatile Organic Compounds
End-point Samples 24-34
A. K. Allen
Mineola, New York

Sample ID	EP-24(L)	EP-25	EP-26	EP-27	EP-28	EP-29	EP-30	EP-31	EP-32	EP-33	EP-34	*NYSDEC
Matrix	Soil	Soil	Soil	Soil	Soil	Soil	Soil	Soil	Soil	Soil	Soil	TAGM #4046
Date Sampled	6/11/2003	6/16/2003	6/18/2003	6/16/2003	6/18/2003	6/18/2003	6/16/2003	6/16/2003	6/18/2003	6/16/2003	6/16/2003	Cleanup
Location	SW	SW	SW	SW	SW	SW	SW	SW	SW	BOT	BOT	Objective
Final End Point	Yes	No	Yes	No	No	Yes	Yes	No	No	Yes	Yes	
Depth	17 Inches	20 Inches	22 Inches	17 inches	20 Inches	18 Inches	30 Inches	16 Inches	18 Inches	16 Inches	17 Inches	
Semi-Volatile Organic Compounds (USEPA Method 8270)												
Parameters	µg/Kg	µg/Kg	µg/Kg	µg/Kg	µg/Kg	µg/Kg	µg/Kg	µg/Kg	µg/Kg	µg/Kg	µg/Kg	µg/Kg
Acenaphthene	ND	ND	ND	ND	ND	ND	ND	ND	ND	NA	NA	50,000
Anthracene	ND	ND	ND	ND	ND	ND	ND	ND	ND	NA	NA	50,000
Benzo(a)anthracene	ND	28.8 J	ND	196 J	ND	ND	ND	ND	ND	NA	NA	224
Benzo(a)pyrene	ND	32.3 J	ND	ND	ND	ND	ND	ND	ND	NA	NA	61
Benzo(b)fluoranthene	ND	46.6 J	ND	ND	ND	ND	ND	ND	ND	NA	NA	1,100
Benzo(g,h,i)perylene	ND	25.1 J	ND	ND	ND	ND	ND	ND	ND	NA	NA	50,000
Benzo(k)fluoranthene	ND	ND	ND	ND	ND	ND	ND	ND	ND	NA	NA	1,100
Buty benzyl phthalate	ND	ND	ND	ND	ND	ND	ND	ND	ND	NA	NA	50,000
Carbazole	ND	ND	ND	ND	ND	ND	ND	ND	ND	NA	NA	NVG
Chrysene	ND	32.5 J	ND	315 J	ND	ND	ND	ND	ND	NA	NA	400
Dibenzofuran	ND	ND	ND	ND	ND	ND	ND	ND	ND	NA	NA	6,200
Di-n-butyl phthalate	ND	ND	ND	ND	ND	ND	ND	ND	ND	NA	NA	8,100
bis (2-Ethylhexyl)phthalate	ND	ND	ND	1250	ND	ND	121	ND	ND	NA	NA	50,000
Fluoranthene	ND	52.6 J	ND	532	ND	ND	25.6 J	ND	ND	NA	NA	50,000
Fluorene	ND	ND	ND	ND	ND	ND	ND	ND	ND	NA	NA	50,000
Indeno(1,2,3-cd)pyrene	ND	ND	ND	ND	ND	ND	ND	ND	ND	NA	NA	3,200
2-Methylnaphthalene	ND	ND	ND	121 J	ND	ND	ND	ND	ND	NA	NA	36,400
Naphthalene	ND	ND	ND	ND	ND	ND	ND	ND	ND	NA	NA	13,000
Phenanthrene	ND	30.1 J	ND	27.0 J	ND	ND	20.7 J	25.1 J	ND	NA	NA	50,000
Pyrene	ND	41.4 J	ND	457	ND	ND	20.9 J	ND	ND	NA	NA	50,000

Notes:

Shaded values exceed TAGM

NGV - No Given Value

E-Indicate the analyte's concenration exceeds the calibrated range

ND-Not Detected above the method detection limit

All concentrations are reported in micrograms per kilogram (µg/kg) or parts per billion.

NA-Not applicable *ND-Not Detected*

W-West

Bot-Bottom

SW-Sidewall

Ex- Excavation

** NYSDEC Technical and Administrative Guidance Memorandum: Determination of Soil Cleanup Objectives and Cleanup Levels; January 24, 1994.*

J-Estimated vlaue when the results was less than the specified *detection limit but greater than zero.*

Table EP-3
Summary of Validated Detections - Semi-Volatile Organic Compounds
End-point Samples 35-48
A. K. Allen
Mineola, New York

Sample ID	EP-35	EP-38	EP-39	EP-40	EP-41	EP-42	EP-43	EP-44	EP-45	EP-46	EP-46DL	EP-47	EP-48	EP-48DL	*NYSDEC
Matrix	Soil	Soil	Soil	Soil	Soil	Soil	Soil	Soil	Soil	Soil	Soil	Soil	Soil	Soil	TAGM #4046
Date Sampled	6/18/2003	7/1/2003	7/1/2003	7/1/2003	7/1/2003	7/1/2003	7/21/2003	7/21/2003	7/21/2003	7/21/2003	7/21/2003	7/21/2003	7/21/2003	7/21/2003	Cleanup
Location	SW	SW	SW	SW	SW	SW	SW	SW	BOT	BOT	BOT	BOT	BOT	BOT	Objective
Final End Point	Yes	Yes	Yes	No	No	Yes	Yes	Yes	Yes	Yes	Yes	Yes	Yes	Yes	
Depth	24 Inches	>12 Inches	>12 Inches	>12 Inches	>12 Inches	>12 Inches	0-12 Inches	>12 Inches	>12 Inches	>12 Inches	>12 Inches	>12 Inches	>12 Inches	>12 Inches	
Semi-Volatile Organic Compounds (USEPA Method 8270)															
Parameters	µg/Kg	µg/Kg	µg/Kg	µg/Kg	µg/Kg	µg/Kg	µg/Kg	µg/Kg	µg/Kg	µg/Kg	µg/Kg	µg/Kg	µg/Kg	µg/Kg	µg/Kg
Acenaphthene	ND	ND	ND	ND	ND	ND	ND	ND	NDUJ	ND	ND	NDUJ	NDUJ	ND	50000
Anthracene	ND	ND	ND	ND	ND	ND	ND	ND	ND	ND	ND	ND	NDUJ	ND	50000
Benzo(a)anthracene	ND	ND	ND	ND	ND	ND	ND	ND	ND	ND	ND	ND	NDUJ	ND	224
Benzo(a)pyrene	ND	ND	ND	ND	ND	ND	ND	ND	ND	ND	ND	ND	NDUJ	NDUJ	61
Benzo(b)fluoranthene	ND	ND	ND	ND	ND	ND	ND	ND	ND	ND	ND	ND	NDUJ	NDUJ	1100
Benzo(g,h,i)perylene	ND	ND	ND	ND	ND	ND	ND	ND	ND	NDUJ	ND	ND	NDUJ	NDUJ	50000
Benzo(k)fluoranthene	ND	ND	ND	ND	ND	ND	ND	ND	ND	ND	ND	ND	NDUJ	NDUJ	1100
Buty benzyl phthalate	ND	ND	ND	ND	ND	ND	ND	ND	ND	ND	ND	ND	NDUJ	ND	50000
2-Chlorophenol	ND	ND	ND	ND	ND	ND	ND	ND	ND	ND	ND	ND	NDUJ	ND	800
Carbazole	ND	ND	ND	ND	ND	ND	ND	ND	ND	ND	ND	ND	NDUJ	ND	NVG
Chrysene	ND	ND	ND	ND	ND	ND	ND	ND	ND	ND	ND	ND	NDUJ	NDUJ	400
1,4 Dichlorobenzene	ND	ND	ND	ND	ND	ND	ND	ND	ND	ND	ND	ND	NDUJ	ND	NVG
Dibenzofuran	ND	ND	ND	ND	ND	ND	ND	ND	ND	ND	ND	ND	NDUJ	ND	6200
Di-n-butyl phthalate	ND	ND	ND	ND	ND	ND	ND	ND	ND	ND	ND	ND	NDUJ	ND	8100
bis (2-Ethylhexyl)phthalate	ND	ND	ND	ND	ND	ND	ND	ND	ND	1300 JD	1500 JD	200 J	1800J	1100 J	50000
Fluoranthene	ND	ND	ND	ND	ND	ND	ND	ND	ND	ND	ND	ND	NDUJ	ND	50000
2,4-Dinitrotoluene	ND	ND	ND	ND	ND	ND	ND	ND	ND	ND	ND	ND	NDUJ	ND	NVG
4-Nitrophenol	ND	ND	ND	ND	ND	ND	ND	ND	ND	NDUJ	NDUJ	ND	NDUJ	NDUJ	330
Fluorene	ND	ND	ND	ND	ND	ND	ND	ND	ND	ND	ND	ND	NDUJ	ND	50000
Indeno(1,2,3-cd)pyrene	ND	ND	ND	ND	ND	ND	ND	ND	ND	NDUJ	ND	ND	NDUJ	NDUJ	3200
4-Chloro-3-methylphenol	ND	ND	ND	ND	ND	ND	ND	ND	ND	ND	ND	ND	NDUJ	ND	NVG
1,2,4-Trichlorobenzene	ND	ND	ND	ND	ND	ND	ND	ND	ND	ND	ND	ND	NDUJ	ND	NVG
2-Methylnaphthalene	ND	ND	ND	ND	ND	ND	NDUJ	NDUJ	NDUJ	NDUJ	ND	NDUJ	51 J	NDUJ	36400
N-Nitroso-dl-n-propylamine	ND	ND	ND	ND	ND	ND	ND	ND	ND	ND	ND	ND	NDUJ	ND	NVG
Naphthalene	ND	ND	ND	ND	ND	ND	ND	ND	ND	ND	ND	ND	NDUJ	ND	13000
Pentachlorophenol	ND	ND	ND	ND	ND	ND	ND	ND	ND	ND	ND	ND	NDUJ	ND	1000
Phenanthrene	ND	ND	ND	ND	ND	ND	ND	ND	ND	ND	ND	ND	NDUJ	ND	50000
Phenol	ND	ND	ND	ND	ND	ND	ND	ND	ND	ND	ND	ND	NDUJ	ND	30
Pyrene	ND	ND	ND	ND	ND	ND	ND	ND	ND	ND	ND	ND	NDUJ	ND	50000
	ND	ND	ND	ND	ND	ND	ND	ND	ND	ND	ND	ND	NDUJ	ND	50000

Notes:

Shaded values exceed TAGM

NGV - No Given Value

E-Indicate the analyte's concenration exceeds the calibrated range

ND-Not Detected above the quanititation limit

All concentrations are reported in micrograms per kilogram (µg/kg) or parts per billion.

NA-Not applicable

W-West

Bot-Bottom

SW-Sidewall

Ex- Excavation

** NYSDEC Technical and Administrative Guidance Memorandum: Determination of Soil Cleanup Objectives and Cleanup Levels; January 24, 1994.*

Table EP-4

Summary of Validated Detections - Metals
End-point Samples 1-10
A. K. Allen
Mineola, New York

Sample ID	EP-1	EP-2	EP-3	EP-3D	EP-4	EP-5	EP-6	EP-7	EP-8	EP-9	EP-9D	EP-10	*NYSDEC	*NYSDEC
Matrix	Soil	Soil	Soil	Soil	Soil	Soil	Soil	Soil	Soil	Soil	Soil	Soil	TAGM #4046	TAGM #4046
Date Sampled	5/28/2003	5/28/2003	5/28/2003	5/28/2003	5/28/2003	5/28/2003	5/28/2003	5/28/2003	5/28/2003	5/28/2003	6/18/2003	5/28/2003	Eastern US	Cleanup
Location	BOT	SW	SW	Duplicate	SW	BOT	BOT	BOT	SW	SW	SW	BOT	Background	Objective
Final End Point	Yes	Yes	Yes	Yes	Yes	Yes	No	No	Yes	Yes	Yes	Yes		
Depth	18 Inches	10-15 Inches	10-15 Inches	10-15 Inches	10-15 Inches	15 Inches	15 Inches	15 Inches	18 Inches	25 Inches	30 Inches	45 Inches		
TAL Metals Compounds														
Parameters	mg/Kg	mg/Kg	mg/Kg	mg/Kg	mg/Kg	mg/Kg	mg/Kg	mg/Kg	mg/Kg	mg/Kg	mg/Kg	mg/Kg	mg/Kg	mg/Kg
Arsenic	1.6J	10.4J	4.9J	9.9J	12.2J	1.7J	4.6	24.4	3.9J	8.3	1JK	1.6J	3 to 12	7.5
Barium	<22	268	90.5	83.9	147	28.8	33.2	70.6	<23	24.8	<21	<21	15 to 600	300
Cadmium	1.6	8.1	1.2	2	25.1	<0.54	<0.57	0.91	<0.57	<0.56	<0.52UJ	<0.52	0.1 to 1	1(10**)
Chromium	5.9	1910	132	105	1220	8.2	114	133	22.6	36.3	3.4	5.0	1.5 to 40	10(50**)
Lead	53.4	768	171	175	697	3.2	25.6	56.8	9.4	35.5	2.9	1.8	200 to 500	NGV
Mercury	<0.033	0.59	0.46	0.34	2.7	<0.033	0.062	<0.035	<0.036	0.084	<0.033	<0.030	0.001 to 0.2	0.1
Selenium	<1.1	2.7	<1.1	<1.1	2.2	<1.1	<1.1	1.7	<1.1	<1.1	<1.0	<1.0	0.1 to 3.9	2
Silver	<1.1	1.8	<1.1	<1.1	1.8	<1.1	<1.1	<1.2	<1.1	<1.1	<1.0UJ	<1.0	NVG	NGV

Notes:

Boxed values exceed TAGM and Eastern US Background

NGV - No Given Value

B-The reported value is less than the Contract Required Limit

J-Estimated vlaue when the results was less than the specified detection limit but greater than zero

U-The analyte was analyzed for, but was not detected above the method detection limit

< Indicates that the method detection limit for specific compound.

All concentrations are reported in millograms per kilogram (mg/kg) or parts per million.

NF-The analyte was not analyzed for

** NYSDEC Technical and Administrative Guidance Memorandum: Determination of Soil Cleanup Objectives and Cleanup Levels; January 24, 1994.*

SW.-Sidewall

Bot.-Bottom

***(50)=Draft TAGM Cleanup Objective*

Table EP-4

Summary of Validated Detections - Metals
End-point Samples 11-23
A. K. Allen
Mineola, New York

Sample ID	EP-11	EP-12	EP-13	EP-14	EP-15	EP-16	EP-17	EP-18	EP-18D	EP-19	EP-20	EP-20U	EP-21	EP-21D	EP-22	EP-23	*NYSDEC	*NYSDEC
Matrix	Soil	Soil	Soil	Soil	Soil	Soil	Soil	Soil	Soil	Soil	Soil	Soil	Soil	Soil	Soil	Soil	TAGM #4046	TAGM #4046
Date Sampled	5/28/2003	5/29/2003	5/29/03	5/30/2003	5/30/2003	5/30/2003	5/30/2003	6/2/2003	6/18/2003	6/2/2003	6/2/2003	6/11/2003	6/2/2003	6/2/2003	6/2/2003	6/2/2003	Eastern US	Cleanup
Location	BOT	BOT	BOT	BOT	BOT	BOT	BOT	BOT	BOT	BOT	SW	SW	SW	SW	SW	SW	Background	Objective
Final End Point	Yes	Yes	Yes	Yes	Yes	Yes	Yes	No	Yes	Yes	Yes	Yes	Yes	Yes	No	Yes		
Depth	45 Inches	26 Inches	24 Inches	26 Inches	17 Inches	17 Inches	18 Inches	39 Inches	50 Inches	33 Inches	17 Inches	17 Inches	22 Inches	22 Inches	24 Inches	20 Inches		
TAL Metals Compounds																		
Parameters	mg/Kg	mg/Kg	mg/Kg	mg/Kg	mg/Kg	mg/Kg	mg/Kg	mg/Kg	mg/Kg	mg/Kg	mg/Kg	mg/Kg	mg/Kg	mg/Kg	mg/Kg	mg/Kg	mg/Kg	mg/Kg
Arsenic	4.5J	4.0	2.9	3.5J	3.4J	3.8J	5.4J	5.1	1.8JK	4	2.8	1.8J	2.3	1	2	3.3	3 tp 12	7.5
Barium	26	<21	26.2	25.4	43.9	36.3	43.5	34.7	31.5	35.6	24.3	<23	24.2	<21	23.1	23.9	15 to 600	300
Cadmium	0.69	0.83	<0.58	<0.58	<0.66	<0.67	<0.73	<0.58	<0.57UJ	<0.67	0.85	<0.56	<0.57	<0.52	<0.57	<0.56	0.1 to 1	1(10**)
Chromium	26.5	25.7	12.4	16.8	19.4	24.6	34.3	1630	15.3	20.1J	46J	11.2	15.2J	5.7J	34	14.1J	1.5 to 40	10(50**)
Lead	189	37J	14.5J	8	8.8	10.1	10.5	11.6	4.7	8.9J	99.9J	8.9	10.6J	5.4J	25.1	17.5J	200 to 500	NGV
Mercury	<0.034	<0.034	+	<0.037	<0.042	<0.039	<0.045	<0.042	<0.035	<0.039	<0.034	0.038	<0.035	<0.033	<0.037	0.06	0.001 to 0.2	0.1
Selenium	<1.1	<1.1	<1.2	<1.2	<1.3	<1.3	<1.5	<1.2	<1.1	<1.3	<1.1	<1.1	<1.1	<1	<1.1	<1.1	0.1 to 3.9	2
Silver	<1.1	<1.1	<1.2	<1.2	<1.3	<1.3	<1.5	<1.2	<1.1UJ	<1.3	<1.1	<1.1	<1.1	<1	<1.1	<1.1	NVG	NGV

Notes:

Shaded values exceed TAGM and Eastern US Background

NGV - No Given Value

B-The reported value is less than the Contract Required Limit

J-Estimated vlaue when the results was less than the specified detection limit but greater than zero

U-The analyte was analyzed for, but was not detected above the method detection limit

< Indicates that the method detection limit for specific compound.

All concentrations are reported in millograms per kilogram (mg/kg) or parts per million.

NF-The analyte was not analyzed for

** NYSDEC Technical and Administrative Guidance Memorandum; Determination of Soil Cleanup Objectives and Cleanup Levels; January 24, 1994.*

***(50)=Draft TAGM Cleanup Objective*

Table EP-4

Summary of Validated Detections - Metals
End-point Samples 24-34
A. K. Allen
Mineola, New York

Sample ID	EP-24(L)	EP-25	EP-26	EP-27	EP-28	EP-29	EP-30	EP-31	EP-32	EP-33	EP-34	*NYSDEC	*NYSDEC
Matrix	Soil	Soil	Soil	Soil	Soil	Soil	Soil	Soil	Soil	Soil	Soil	TAGM #4046	TAGM #4046
Date Sampled	6/11/2003	6/16/2003	6/18/2003	6/16/2003	6/18/2003	6/18/2003	6/16/2003	6/16/2003	6/18/2003	6/16/2003	6/16/2003	Eastern US	Cleanup
Location	SW	SW	SW	SW	SW	SW	SW	SW	SW	BOT	BOT	Background	Objective
Final End Point	Yes	No	Yes	No	Yes	Yes	Yes	No	No	NA	NA		
Depth	17 Inches	20 Inches	22 Inches	17 Inches	20 Inches	18 Inches	30 Inches	16 Inches	18 Inches	16 Inches	17 Inches		
TAL Metals Compounds													
Parameters	mg/Kg	mg/Kg	mg/Kg	mg/Kg	mg/Kg	mg/Kg	mg/Kg	mg/Kg	mg/Kg	mg/Kg	mg/Kg	mg/Kg	mg/Kg
Arsenic	3J	3.2	<1.0UJ	3.9	1.2	3.2JK	13.3K	2.9	1.7	NA	NA	3 to 12	7.5
Barium	33.5	33.3	<21	34.8	<22	<23	<24	41.7	<21	NA	NA	15 to 600	300
Cadmium	<0.63	4.4	<0.52UJ	4.5	<0.54	<0.57UJ	<0.61	0.83	<0.53	NA	NA	0.1 to 1	1(10**)
Chromium	16.8	31.3	9.2	1010	6.4	16.3	42.9	133	23.4	NA	NA	1.5 to 40	10(50**)
Lead	7.7	17.8	2.8	86.6	13.1	10.3	40.8K	23.5	4.2	NA	NA	200 to 500	NGV
Mercury	<0.041	<0.038	<0.032	0.11	<0.034	<0.037	<0.037	0.069	<0.030	NA	NA	0.001 to 0.2	0.1
Selenium	1.3	<1.2	<1.0	<1.4	<1.1	<1.1UJ	<1.2	<1.3	<1.1	NA	NA	0.1 to 3.9	2
Silver	<1.3	<1.2	<1.0UJ	2.7	<1.1	<1.1	<1.2	<1.3	<1.1	NA	NA	NVG	NGV

Notes:

Shaded values exceed TAGM and Eastern US Background

NGV - No Given Value

B-The reported value is less than the Contract Required Limit

J-Estimated vlaue when the results was less than the specified detection limit but greater than zero

U-The analyte was analyzed for, but was not detected above the method detection limit

< Indicates that the method detection limit for specific compound.

All concentrations are reported in millograms per kilogram (mg/kg) or parts per million.

NF-The analyte was not analyzed for

** NYSDEC Technical and Administrative Guidance Memorandum: Determination of Soil Cleanup Objectives and Cleanup Levels; January 24, 1994.*

SW.-Sidewall

Bot.-Bottom

***(50)=Draft TAGM Cleanup Objective*

Table EP-4

Summary of Validated Detections - Metals
End-point Samples 35-48
A. K. Allen
Mineola, New York

Sample ID	EP-35	EP-38	EP-39	EP-40	EP-41	EP-42	EP-43	EP-44	EP-45	EP-46	EP-46D	EP-47	EP-48	EP-48D	*NYSDEC	*NYSDEC
Matrix	Soil	Soil	Soil	Soil	Soil	Soil	Soil	Soil	Soil	Soil	Soil	Soil	Soil	Soil	TAGM #4046	TAGM #4046
Date Sampled	6/18/2003	7/1/2003	7/1/2003	7/1/2003	7/1/2003	7/1/2003	7/21/2003	7/21/2003	7/21/2003	7/21/2003	7/31/2003	7/21/2003	7/21/2003	7/31/2003	Eastern US	Cleanup
Location	SW	SW	SW	SW	SW	SW	SW	SW	SW	BOT	BOT	BOT	BOT	BOT	Background	Objective
Final End Point	Yes	Yes	Yes	No	No	No	Yes	Yes	Yes	No	Yes	Yes	No	Yes		
Depth	24 Inches	>12 Inches	>12 Inches	>12 Inches	>12 Inches	>12 Inches	0-12 Inches	>12 Inches	>12 Inches	36 Inches	50 Inches	36 Inches	36 Inches	50 Inches		
TAL Metals Compounds																
Parameters	mg/Kg	mg/Kg	mg/Kg	mg/Kg	mg/Kg	mg/Kg	mg/Kg	mg/Kg	mg/Kg	mg/Kg	mg/Kg	mg/Kg	mg/Kg	mg/Kg	mg/Kg	mg/Kg
Arsenic	2.5JK	2.5	4.7	2.6	1.2	1.3	4.4J	5.7J	5.78J	3.03J	NA	NDUJ	2.44J	NA	3 to 12	7.5
Barium	25.5	<20	27.2	<22	<21	<21	36.5	58.8	57.4	37.7	NA	18.5	25.9	NA	15 to 600	300
Cadmium	<0.52UJ	<0.51	<0.65	<0.56	<0.52	<0.54	ND	ND	ND	1.08	NA	ND	ND	NA	0.1 to 1	1(10**)
Chromium	21.8	5.3J	38.7J	10.6	123	4.4	20.1	26.1	24.4	81.9	5.04J	14.3	75.1	2.64J	1.5 to 40	10(50**)
Lead	6.9	2.9	8.9	4.8	14.6	4.5	12.4	16	15.3	37.1	NA	5.51	18.5	NA	200 to 500	NGV
Mercury	<0.033	<0.032	<0.042	<0.034	<0.032	<0.035	ND	ND	ND	ND	NA	ND	ND	NA	0.001 to 0.2	0.1
Selenium	<1.0UJ	<1.0	1.9	<1.1	1.0	<1.1	ND	ND	ND	ND	NA	ND	ND	NA	0.1 to 3.9	2
Silver	<1.0	<1.0	<1.3	<1.1	1.6	<1.1	ND	ND	ND	ND	NA	ND	ND	NA	NVG	NGV

Notes:

Shaded values exceed TAGM and Eastern US Background

NGV - No Given Value

B-The reported value is less than the Contract Required Limit

J-Estimated vlaue when the results was less than the specified detection limit but greater than zero

U-The analyte was analyzed for, but was not detected above the method detection limit

< Indicates that the method detection limit for specific compound.

All concentrations are reported in millograms per kilogram (mg/kg) or parts per million.

** NYSDEC Technical and Administrative Guidance Memorandum: Determination of Soil Cleanup Objectives and Cleanup Levels; January 24, 1994.*

SW.-Sidewall ND-NotDetected

Bot.-Bottom NA-Not Analyzed

***(50)=Draft TAGM Cleanup Objective*

TABLE SB-1

Summary of Validated Detections - Volatile Organic Compounds in Pre-Excavation Soil Borings
A. K. Allen
Mineola, New York

Sample ID	SD-03 Surface	SD-03 5'	SD-03 6-9'	SD-99 6-9'	IRM B-1 0-10 (2-4')	IRM B-1 0-10 (6-8')	*NYSDEC
Matrix	Soil	Soil	Soil	Soil	Soil	Soil	TAGM #4046
Date Sampled	3/27/2003	3/28/2003	3/28/2003	3/28/2003	3/27/2003	3/27/2003	Cleanup
Location	Storm Drain 3	Storm Drain 3	Storm Drain 3	Duplicate Storm Drain 3	Boring IRM B-1	Boring IRM B-1	Objective
Depth	Surface	5 feet	6 to 9 feet	6 to 9 feet	2 to 4 feet	6 to 8 feet	
Volatile Organic Compounds (USEPA Method 8260)							
Parameters	µg/Kg	µg/Kg	µg/Kg	µg/Kg	µg/Kg	µg/Kg	µg/Kg
Acetone	NDUJ	ND	ND	ND	ND	ND	200
Benzene	NDUJ	ND	ND	ND	10.7 J	ND	60
Chloroethane	NDUJ	ND	ND	ND	285	ND	1,900
1,1-Dichloroethane	NDUJ	ND	ND	ND	245	ND	200
cis-1,2-Dichoroethene	NDUJ	ND	ND	ND	22.1 J	ND	NGV
Ethylbenzene	NDUJ	ND	ND	ND	78.6	ND	5,500
Tetrachloroethene	11.2J	13.3 J	ND	ND	845	ND	1,400
Toluene	NDUJ	ND	ND	ND	450	ND	1,500
1,1,1-Trichloroethane	NDUJ	ND	ND	ND	31.1 J	ND	800
Trichloroethene	NDUJ	ND	ND	ND	21.9 J	ND	700
1,2,4-Trimethylbenzene	4.7 J	26.4 J	1.1 J	8.0	1000	ND	10,000
1,3,5-Trimethylbenzene	NDUJ	277	ND	3.2 J	740	ND	3,300
Xylene	3.3J	87.6	ND	ND	1220	ND	1,200

Notes:

J-Estimated value when the result was less than the specified detection limit but greater than zero.

ND-Not Detected

NGV-No given value

** NYSDEC Technical and Administrative Guidance Memorandum: Determination of Soil Cleanup Objectives and Cleanup Levels; January 24, 1994.*

Value exceeds TAGM

All concentrations are reported in micrograms per kilogram (ug/Kg) or parts per billion.

Prepared By CA RICH CONSULTANTS, INC.

2/5/2004

TABLE SB-1 continued

Summary of Validated Detections - Volatile Organic Compounds in Pre-Excavation Soil Borings
A. K. Allen
Mineola, New York

Sample ID	IRM B-1A	IRM B-1 10-20 (10-12')	IRM B-1 10-20 (12-14')	IRM B-1 10-20 (18-20')	IRM B-1 20-30 (20-22')	IRM B-1 20-30 (26-28')	*NYSDEC
Matrix	Soil	Soil	Soil	Soil	Soil	Soil	TAGM #4046
Date Sampled	3/27/2003	3/27/2003	3/27/2003	3/27/2003	3/27/2003	3/27/2003	Cleanup
Location	Duplicate of Boring IRM B-1 6-8'	Boring IRM B-1	Boring IRM B-1	Boring IRM B-1	Boring IRM B-1	Boring IRM B-1	Objective
Depth	6 to 8 feet	10 to 12 feet	12 to 14 feet	18 to 20 feet	20 to 22 feet	26 to 28 feet	
Volatile Organic Compounds (USEPA Method 8260)							
Parameters	µg/Kg	µg/Kg	µg/Kg	µg/Kg	µg/Kg	µg/Kg	µg/Kg
Acetone	ND	ND	ND	ND	ND	ND	200
Benzene	ND	ND	ND	ND	ND	ND	60
Chloroethane	ND	ND	ND	ND	ND	ND	1,900
1,1-Dichloroethane	ND	ND	ND	ND	ND	ND	200
cis-1,2-Dichoroethene	ND	ND	ND	ND	ND	ND	NGV
Ethylbenzene	ND	ND	ND	ND	ND	ND	5,500
Tetrachloroethene	ND	ND	ND	ND	ND	ND	1,400
Toluene	ND	ND	ND	ND	ND	ND	1,500
1,1,1-Trichloroethane	ND	ND	ND	ND	ND	ND	800
Trichloroethene	ND	ND	ND	ND	ND	ND	700
1,2,4-Trimethylbenzene	1.9 J	ND	ND	ND	4.6 J	ND	10,000
1,3,5-Trimethylbenzene	1.0 J	ND	ND	ND	2.8 J	ND	3,300
Xylene	ND	ND	ND	ND	ND	ND	1,200

Notes:

J-Estimated value when the result was less than the specified detection limit but greater than zero.

ND-Not Detected

NGV-No given value

** NYSDEC Technical and Administrative Guidance Memorandum: Determination of Soil Cleanup Objectives and Cleanup Levels; January 24, 1994.*

Shaded value exceeds TAGM

All concentrations are reported in micrograms per kilogram (ug/Kg) or parts per billion.

TABLE SB-1 continued

Summary of Validated Detections - Volatile Organic Compounds in Pre-Excavation Soil Borings
A. K. Allen
Mineola, New York

Sample ID	IRM B-1 30-40 (32-34')	IRM B-1 30-40 (38-40')	IRM B-1 40-50 (44-46')	IRM B-1 40-50 (46-48')	IRM B-1 50-60 (50-52')	IRM B-1 50-60 (52-54')	*NYSDEC
Matrix	Soil	Soil	Soil	Soil	Soil	Soil	TAGM #4046
Date Sampled	3/27/2003	3/27/2003	3/27/2003	3/27/2003	3/27/2003	3/27/2003	Cleanup
Location	Boring IRM B-1	Boring IRM B-1	Boring IRM B-1	Boring IRM B-1	Boring IRM B-1	Boring IRM B-1	Objective
Depth	32 to 34 feet	38 to 40 feet	44 to 46 feet	46 to 48 feet	50 to 52 feet	52 to 54 feet	
Volatile Organic Compounds (USEPA Method 8260)							
Parameters	µg/Kg	µg/Kg	µg/Kg	µg/Kg	µg/Kg	µg/Kg	µg/Kg
Acetone	ND	ND	ND	ND	ND	ND	200
Benzene	ND	ND	ND	ND	ND	ND	60
Chloroethane	ND	ND	ND	ND	ND	ND	1,900
1,1-Dichloroethane	ND	ND	ND	ND	ND	ND	200
cis-1,2-Dichoroethene	ND	ND	ND	ND	ND	ND	NGV
Ethylbenzene	ND	ND	ND	ND	ND	ND	5,500
Tetrachloroethene	ND	ND	ND	ND	ND	ND	1,400
Toluene	ND	ND	ND	ND	ND	ND	1,500
1,1,1-Trichloroethane	ND	ND	ND	ND	ND	ND	800
Trichloroethene	ND	ND	ND	ND	ND	ND	700
1,2,4-Trimethylbenzene	ND	ND	ND	ND	ND	ND	10,000
1,3,5-Trimethylbenzene	ND	ND	ND	ND	ND	ND	3,300
Xylene	ND	ND	ND	ND	ND	ND	1,200

Notes:

J-Estimated value when the result was less than the specified detection limit but greater than zero.

ND-Not Detected

NGV-No given value

** NYSDEC Technical and Administrative Guidance Memorandum: Determination of Soil Cleanup Objectives and Cleanup Levels; January 24, 1994.*

Shaded value exceeds TAGM

All concentrations are reported in micrograms per kilogram (ug/Kg) or parts per billion.

TABLE SB-1 continued

Summary of Validated Detections - Volatile Organic Compounds in Pre-Excavation Soil Borings
A. K. Allen
Mineola, New York

Sample ID	IRM B-2 10'	IRM B-2 20'	IRM B-2 30'	IRM B-2 40'	IRM B-2 50'	IRM B-2 52-54'	*NYSDEC
Matrix	Soil	Soil	Soil	Soil	Soil	Soil	TAGM #4046
Date Sampled	3/27/2003	3/27/2003	3/27/2003	3/27/2003	3/27/2003	3/27/2003	Cleanup
Location	Boring IRM B-2	Boring IRM B-2	Boring IRM B-2	Boring IRM B-2	Boring IRM B-2	Boring IRM B-2	Objective
Depth	10 to 12 feet	20 to 22 feet	30 to 32 feet	40 to 42 feet	50 to 52 feet	52 to 54 feet	
Volatile Organic Compounds (USEPA Method 8260)							
Parameters	µg/Kg	µg/Kg	µg/Kg	µg/Kg	µg/Kg	µg/Kg	µg/Kg
Acetone	ND	6.7 J	ND	ND	ND	ND	200
Benzene	ND	ND	ND	ND	ND	ND	60
Chloroethane	ND	4.2 J	ND	ND	ND	ND	1,900
1,1-Dichloroethane	ND	4.7 J	ND	ND	ND	ND	200
cis-1,2-Dichoroethene	ND	13.7	ND	ND	ND	ND	NGV
Ethylbenzene	ND	5.1	ND	ND	ND	ND	5,500
Tetrachloroethene	ND	103	ND	ND	ND	ND	1,400
Toluene	ND	23.5	ND	ND	ND	ND	1,500
1,1,1-Trichloroethane	ND	ND	ND	ND	ND	ND	800
Trichloroethene	ND	3.6 J	ND	ND	ND	ND	700
1,2,4-Trimethylbenzene	ND	114	ND	ND	ND	ND	10,000
1,3,5-Trimethylbenzene	ND	68.7	ND	ND	ND	ND	3,300
Xylene	ND	63.4	ND	ND	ND	ND	1,200

Notes:

J-Estimated value when the result was less than the specified detection limit but greater than zero.

ND-Not Detected

NGV-No given value

** NYSDEC Technical and Administrative Guidance Memorandum: Determination of Soil Cleanup Objectives and Cleanup Levels; January 24, 1994.*

Shaded value exceeds TAGM

All concentrations are reported in micrograms per kilogram (ug/Kg) or parts per billion.

Prepared By CA RICH CONSULTANTS, INC. 2/5/2004

TABLE SB-1 continued

Summary of Validated Detections - Volatile Organic Compounds in Pre-Excavation Soil Borings
A. K. Allen
Mineola, New York

Sample ID	AK Allen Field Blank 3-27-03	AK Allen Trip Blank 3-27-03	*NYSDEC
Matrix	water	water	TAGM #4046
Date Sampled	3/27/2003	3/27/2003	Cleanup
Location	Field Blank	Trip Blank	Objective
Depth	NA	NA	
Volatile Organic Compounds (USEPA Method 8260)			
Parameters	µg/Kg	µg/Kg	µg/Kg
Acetone	NDR	ND	200
Benzene	ND	ND	60
Chloroethane	ND	ND	1,900
1,1-Dichloroethane	ND	ND	200
cis-1,2-Dichoroethene	ND	ND	NGV
Ethylbenzene	ND	ND	5,500
Tetrachloroethene	ND	ND	1,400
Toluene	ND	ND	1,500
1,1,1-Trichloroethane	ND	ND	800
Trichloroethene	ND	ND	700
1,2,4-Trimethylbenzene	ND	ND	10,000
1,3,5-Trimethylbenzene	ND	ND	3,300
Xylene	ND	ND	1,200

Notes:
J-Estimated value when the result was less than the specified detection limit but greater than zero.
ND-Not Detected
NGV-No given value
NA-Not applicable
Shaded value exceeds TAGM

All concentrations are reported in micrograms per kilogram (ug/Kg) or parts per billion.

TABLE SB-2

Summary of Validated Detections - Semi-Volatile Organic Compounds in Pre-Exvacation Soil Borings

A. K. Allen

Mineola, New York

Sample ID	SD-03 Surface	SD-03 5'	SD-03 6-9'	SD-99 6-9'	AK Allen Field Blank 3-27-03	*NYSDEC
Matrix	Soil	Soil	Soil	Soil	Water	TAGM #4046
Date Sampled	3/27/2003	3/27/2003	3/27/2003	3/27/2003	3/27/2003	Cleanup
Location	Storm Drain 3	Storm Drain 3	Storm Drain 3	Duplicate Storm Drain 3	Field Blank	Objective
Depth	Surface	5 feet	6 to 9 feet	6 to 9 feet	NA	
Semi-Volatile Organic Compounds (USEPA Method 8270)						
Parameters	µg/Kg	µg/Kg	µg/Kg	µg/Kg	µg/Kg	µg/Kg
Acenaphthene	92.9	382 J	ND	ND	ND	50,000
Anthracene	238	813	ND	ND	ND	50,000
Benzo(a)anthracene	754	2580	ND	ND	ND	224
Benzo(a)pyrene	755	1680	ND	ND	ND	61
Benzo(b)fluoranthene	1100	2620	ND	ND	ND	1,100
Benzo(g,h,i)perylene	430	1080	ND	ND	ND	50,000
Benzo(k)fluoranthene	969	1450	ND	ND	ND	1,100
Buty benzyl phthalate	644	1240	ND	ND	ND	50,000
Carbazole	177	ND	ND	ND	ND	NVG
Chrysene	860	2850	ND	ND	ND	400
Dibenzofuran	76.7 J	ND	ND	ND	ND	6,200
Di-n-butyl phthalate	147	300 J	ND	ND	ND	8,100
bis (2-Ethylhexyl)phthalate	15600	39800	ND	ND	ND	50,000
Fluoranthene	1590	4760	ND	ND	ND	50,000
Fluorene	93.3	742	ND	ND	ND	50,000
Indeno(1,2,3-cd)pyrene	327	696	ND	ND	ND	3,200
2-Methylnaphthalene	57.1 J	ND	ND	ND	ND	36,400
Naphthalene	58.9 J	1430	ND	ND	ND	13,000
Phenanthrene	1230	3920	ND	ND	ND	50,000
Pyrene	2580	11200	ND	ND	ND	50,000

Notes:

Shaded values exceed TAGM

NGV - No Given Value

E-Indicate the analyte's concenration exceeds the calibrated range

ND-Not Detected above the quanititation limit

All concentrations are reported in micrograms per kilogram (µg/kg) or parts per billion.

NA-Not applicable

** NYSDEC Technical and Administrative Guidance Memorandum: Determination of Soil Cleanup Objectives and Cleanup Levels; January 24, 1994.*

Prepared By CA RICH CONSULTANTS, INC. 2/5/2004

TABLE SB-3
Summary of Validated Detections - PCBs
in Pre-Excavation Soil Borings
A. K. Allen
Mineola, New York

Sample ID	SD-03 6-9 feet	SD-99 6 to 9 feet	IRM B-1 0-10 (4-6 ft.)	IRM B-2 10 ft.	AK Allen Field Blank 3-27-03	*NYSDEC
Matrix	Soil	Soil	Soil	Soil	Water	TAGM #4046
Date Sampled	3/28/2003	3/28/2003	3/27/2003	3/27/2003	3/27/2003	Cleanup
Location	Storm Drain 3	Storm Drain 3 Duplicate	Boring B-1	Boring B-2	Field Blank	Objective
Depth	6 to 9 feet	6 to 9 feet	4 to 6 feet	10 to 12 feet	NA	
PCBs (USEPA Method 8082)						
Parameters	µg/Kg	µg/Kg	µg/Kg	µg/Kg	µg/Kg	µg/Kg
Aroclor 1254	381	276	3230	ND	ND	10,000

Notes:

Shaded values exceed TAGM

NGV - No Given Value

E-Indicate the analyte's concenration exceeds the calibrated range

ND-Not Detected above the quanititation limit

All concentrations are reported in micrograms per kilogram (µg/kg) or parts per billion.

NA-Not applicable

** NYSDEC Technical and Administrative Guidance Memorandum: Determination of Soil Cleanup Objectives and Cleanup Levels; January 24, 1994.*

Prepared By CA RICH CONSULTANTS, INC.

2/5/2004

TABLE SB-4

Summary of Validated Detections - Metals
in Pre-Excavation Soil Borings
A. K. Allen
Mineola, New York

Sample ID	SD-03 Surface	SD-03 5'	SD-03 6-9'	SD-99 6-9'	*NYSDEC	*NYSDEC
Matrix	Soil	Soil	Soil	Soil	TAGM #4046	TAGM #4046
Date Sampled	3/27/2003	3/27/2003	3/27/2003	3/27/2003	Eastern US	Cleanup
Location	Storm Drain 3	Storm Drain 3	Storm Drain 3	Duplicate Storm Drain 3	Background	Objective
Depth	Surface	5 Feet	6 to 9 Feet	6 to 9 Feet		
TAL Metals Compounds						
Parameters	mg/Kg	mg/Kg	mg/Kg	mg/Kg	mg/Kg	mg/Kg
Aluminum	18700	NA	1920	2140	33,000	NGV
Antimony	NDUJ	NA	NDUJ	NDUJ	NA	SB
Arsenic	2.5K	2K	ND	ND	3 to 12	7.5
Barium	32.3	31.4	ND	ND	15 to 600	300
Beryllium	ND	NA	ND	ND	1.75	SB
Cadmium	9K	4.4K	NDUJ	NDUJ	0.1 to 1	1 (10)
Calcium	3230J	NA	NDUJ	NDUJ	130 to 35,000	NGV
Chromium	521	253	4.3	5.1	1.5 to 40	10 (50)
Cobalt	13.3J	NA	NDUJ	NDUJ	2.5 to 60	30
Copper	1150	NA	14.5	13.9	1 to 50	25
Iron	14700	NA	5340	5100	2,000 to 550,000	2,000
Lead	450J	788K	2.1J	2.5J	200 to 500	NGV
Magnesium	2360	NA	ND	646	100 to 5,000	NGV
Manganese	118	NA	65.2	82.4	50 to 5,000	NGV
Mercury	0.35	0.22	ND	ND	0.001 to 0.2	0.1
Nickel	255	NA	5.4	5.6	0.5 to 25	13
Potassium	ND	NA	ND	ND	8,500 to 43,000	SB
Selenium	NDUJ	NDUJ	NDUJ	NDUJ	0.1 to 3.9	2
Silver	ND	1.4	ND	ND	NGV	NGV
Sodium	NDUJ	NA	NDUJ	NDUJ	6,000 to 8,000	SB
Thallium	ND	NA	ND	ND	NA	SB
Vanadium	34J	NA	NDUJ	5.2J	1 to 300	150
Zinc	449.0	NA	18.9	20.1	9 to 50	20

Notes:

Shaded values exceed TAGM and Eastern US Background

NGV - No Given Value, SB - Site Background

B-The reported value is less than the Contract Required Limit

J-Estimated vlaue when the results was less than the specified detection limit but greater than zero

U-The analyte was analyzed for, but was not detected above the reported sample quantitation limit

< Indicates that the method detection limit for specific compound.

All concentrations are reported in millograms per kilogram (mg/kg) or parts per million.

NA-Not applicable, (50) - Draft Standard

** NYSDEC Technical and Administrative Guidance Memorandum: Determination of Soil Cleanup Objectives and Cleanup Levels; January 24, 1994.*

TABLE SB-4 continued

Summary of Validated Detections - Metals
in Pre-Excavation Soil Borings
A. K. Allen
Mineola, New York

Sample ID	IRM B-1 0-10 (4-6')	IRM B-2 10'	AK Allen Field Blank 3-27-03	*NYSDEC	*NYSDEC
Matrix	Soil	Soil	Water	TAGM #4046	TAGM #4046
Date Sampled	3/27/2003	3/27/2003	3/27/2003	Eastern US	Cleanup
Location	Boring IRM B-1	Boring IRM B-2	Field Blank	Background	Objective
Depth	4 to 6 feet	10 to 12 feet	NA		
TAL Metals Compounds					
Parameters	mg/Kg	mg/Kg	mg/Kg	mg/Kg	mg/Kg
Aluminum	3470	2390	ND	33,000	NGV
Antimony	ND	ND	ND	NA	SB
Arsenic	3.0	ND	ND	3 to 12	7.5
Barium	ND	ND	ND	15 to 600	300
Beryllium	ND	ND	ND	1.75	SB
Cadmium	ND	ND	ND	0.1 to 1	1
Calcium	ND	ND	ND	130 to 35,000	NGV
Chromium	81.9	5.6	ND	1.5 to 40	10
Cobalt	ND	ND	ND	2.5 to 60	30
Copper	77.6	8.8	ND	1 to 50	25
Iron	11900	7570	ND	2,000 to 550,000	2,000
Lead	10.1	1.9	ND	200 to 500	NGV
Magnesium	809	826	ND	100 to 5,000	NGV
Manganese	143	78.4	ND	50 to 5,000	NGV
Mercury	ND	ND	ND	0.001 to 0.2	0.1
Nickel	41.7	5.2	ND	0.5 to 25	13
Potassium	ND	ND	ND	8,500 to 43,000	SB
Selenium	1.7	ND	ND	0.1 to 3.9	2
Silver	5.0	ND	ND	NGV	NGV
Sodium	ND	ND	ND	6,000 to 8,000	SB
Thallium	ND	ND	ND	NA	SB
Vanadium	7.5	ND	ND	1 to 300	150
Zinc	42.0	13.3	ND	9 to 50	20

Notes:

Shaded values exceed TAGM and Eastern US Background

NGV - No Given Value, SB - Site Background

B-The reported value is less than the Contract Required Limit

J-Estimated vlaue when the results was less than the specified detection limit but greater than zero

U-The analyte was analyzed for, but was not detected above the reported sample quantitation limit

< Indicates that the method detection limit for specific compound.

All concentrations are reported in millograms per kilogram (mg/kg) or parts per million.

NA-Not applicable

** NYSDEC Technical and Administrative Guidance Memorandum: Determination of Soil Cleanup Objectives and Cleanup Levels; January 24, 1994.*

Table SB-5

Summary of Validated Detections - Metals, PCBs, VOCs and SVOCs in Post Excavation Soil Boring Samples
A. K. Allen
Mineola, New York

Sample ID	SB-2	SB-3	SB-3	SB-3A	SB-4	*NYSDEC	*NYSDEC
Matrix	Soil	Soil	Soil	Soil	Soil	TAGM #4046	TAGM #4046
Date Sampled	6/30/2003	6/30/2003	6/30/2003	6/30/2003	6/30/2003	Eastern US	Cleanup
Location	Soil Boring	Soil Boring	Soil Boring	Soil Boring	Soil Boring	Background	Objective
Depth	24-28 Inches	24-28 Inches	36-40 Inches	24-28 Inches	24-28 Inches		
Parameters							
TAL Metals	mg/Kg	mg/Kg	mg/Kg	mg/Kg	mg/Kg	mg/Kg	mg/Kg
Arsenic	91.8	15.3	<1.0	19.6	16.6	3 to 12	7.5
Barium	259	82.7	<20	25.5	91.6	15 to 600	300
Cadmium	<0.67	7.5	<0.51	5.4	<0.62	0.1 to 1	1(10**)
Chromium	52.1J	63.5J	7.5J	8.5J	14.2J	1.5 to 40	10 (50**)
Lead	264	115	6.2	105	183	200 to 500	NGV
Mercury	<0.038	0.049	<0.032	0.054	0.065	0.001 to 0.2	0.1
Selenium	2.3	1.4	<1.0	1.5	1.6	0.1 to 3.9	2
Silver	<1.3	<1.2	<1.0	<1.2	<1.2	NGV	NGV
PCBs	ug/Kg	ug/Kg	ug/Kg	ug/Kg	ug/Kg	ug/Kg	ug/Kg
Aroclor 1254	41500	91700	10300	4250	63300	NGV	10,000
VOCs	ug/Kg	ug/Kg	ug/Kg	ug/Kg	ug/Kg	ug/Kg	ug/Kg
Acetone	ND	ND	ND	ND	ND	NGV	200
Benzene	2.2	ND	ND	ND	ND	NGV	60
Chloroform	12.5	3.7 J	ND	ND	7.5	NGV	300
Chloroethane	ND	ND	ND	ND	ND	NGV	1,900
1,1-Dichloroethane	2750	422	ND	55.2	6240	NGV	200
1,2-Dichloroethane	56.2	22.3	ND	6.1 J	37.4	NGV	200
1,1-Dichloroethene	94.4 J	104	ND	4.2 J	242	NGV	400
cis-1,2-Dichoroethene	332	25.8	ND	19	21.3	NGV	NGV
trans-1,2-Dichloroethene	19.2	5.9 J	ND	5.5 J	4.9 J	NGV	300
Ethylbenzene	ND	ND	ND	ND	ND	NGV	5,500
Methylene Chloride	54.4	99	ND	ND	23.2	NGV	100
Tetrachloroethene	88400	41800	424	678	36400	NGV	1,400
Toluene	17.9	ND	ND	ND	3.2	NGV	1,500
1,1,1-Trichloroethane	54800	27700	56.9	186	31400	NGV	800
Trichloroethene	12800	19100	17.9	539	30300	NGV	700
1,1,2-Trichloroethane	144	18.5	ND	6.1 J	73.4	NGV	NGV
SVOCs	ug/Kg	ug/Kg	ug/Kg	ug/Kg	ug/Kg	ug/Kg	ug/Kg
Acenaphthylene	ND	ND	ND	34.4 J	ND	NGV	41000
Anthracene	ND	ND	NDUJ	408	NDUJ	NGV	50,000
Benzo(a)anthracene	286 J	NDUJ	ND	307	NDUJ	NGV	224
Beno(a)pyrene	NDUJ	NDUJ	NDUJ	716J	NDUJ	NGV	61
Benzo(b)fluoranthene	NDUJ	NDUJ	NDUJ	478J	NDUJ	NGV	1,100
Benzo(g,h,i)perylene	NDUJ	1210J	NDUJ	360J	939J	NGV	50,000
Benzo(k)fluoranthene	NDUJ	NDUJ	NDUJ	159J	NDUJ	NGV	1,100
Carbazole	ND	ND	NDUJ	177	NDUJ	NGV	NGV
Chrysene	806	1370J	ND	750	NDUJ	NGV	400
Dibenzofuran	ND	ND	ND	32.9 J	ND	NGV	6,200
Fluoranthene	ND	ND	NDUJ	160	704J	NGV	50,000
Fluorene	ND	ND	ND	44.6 J	ND	NGV	50,000
Indeno(1,2,3-cd)pyrene	NDUJ	958J	NDUJ	NDUJ	NDUJ	NGV	3,200
2-Methylnaphthlene	ND	ND	ND	59.9 J	ND	NGV	36,400
Naphthelene	ND	ND	ND	29.1 J	ND	NGV	13,000
Phenathrene	ND	ND	NDUJ	221	NDUJ	NGV	50,000
Pyrene	ND	3020J	ND	551	2230J	NGV	50,000
Bis(2-ethylhexyl)phthalate	3490	2910J	ND	ND	2320J	NGV	50,000
Butyl benzyl phthalate	ND	ND	ND	ND	ND	NGV	50,000

Notes:

Boxed values exceed TAGM and Eastern US Background

NGV - No Given Value

B-The reported value is less than the Contract Required Limit

J-Estimated value when the results was less than the specified detection limit but greater than zero

*(50**) - Draft TAGM cleanup objective*

ND -The analyte was analyzed for, but was not detected above the method detection limit

< Indicates that the method detection limit for specific compound.

All concentrations are reported in millograms per kilogram (mg/kg or parts per million) and micrograom per kilogram (ug/kg or parts per billion).

** NYSDEC Technical are Administrative Guidance Memorandum: Determination of Soil Cleanup Objectives and Cleanup Levels; January 24, 1994.*

\\Nt_server_1\-Users-\ERIC\Docs\AK Allen\Tables\Soil Borings 2

Table SB-5 Continued

Summary of Validated Detections - Metals, PCBs, VOCs and SVOCs in Post Excavation Soil Boring Samples
A. K. Allen
Mineola, New York

Sample ID	SB-36	SB-37	*NYSDEC	*NYSDEC
Matrix	Soil	Soil	TAGM #4046	TAGM #4046
Date Sampled	6/30/2003	6/30/2003	Eastern US	Cleanup
Location	Soil Boring	Soil Boring	Background	Objective
Depth	0-12 Inches	0-12 Inches		
Parameters				
TAL Metals	mg/Kg	mg/Kg	mg/Kg	mg/Kg
Arsenic	9.5	4	3 to 12	7.5
Barium	38.7	<23	15 to 600	300
Cadmium	0.67	<0.58	0.1 to 1	1(10**)
Chromium	32.9J	20.6J	1.5 to 40	10 (50**)
Lead	172	26.3	200 to 500	NGV
Mercury	0.12	0.053	0.001 to 0.2	0.1
Selenium	<1.3	1.2	0.1 to 3.9	2
Silver	<1.3	<1.2	NGV	NGV
PCBs	ug/Kg	ug/Kg	ug/Kg	ug/Kg
Aroclor 1254	ND	ND	NGV	10,000
VOCs	ug/Kg	ug/Kg	ug/Kg	ug/Kg
Acetone	NDUJ	NDUJ	NGV	200
Benzene	ND	ND	NGV	60
Chloroform	ND	ND	NGV	300
Chloroethane	ND	ND	NGV	1,900
1,1-Dichloroethane	ND	ND	NGV	200
1,2-Dichloroethane	ND	ND	NGV	200
1,1-Dichloroethene	ND	ND	NGV	400
cis-1,2-Dichoroethene	ND	ND	NGV	NGV
trans-1,2-Dichloroethene	ND	ND	NGV	300
Ethylbenzene	ND	ND	NGV	5,500
Methylene Chloride	ND	ND	NGV	100
Tetrachloroethene	ND	ND	NGV	1,400
Toluene	ND	ND	NGV	1,500
1,1,1-Trichloroethane	4.4 J	ND	NGV	800
Trichloroethene	ND	ND	NGV	700
1,1,2-Trichloroethane	ND	ND	NGV	NGV
SVOCs	ug/Kg	ug/Kg	ug/Kg	ug/Kg
Acenaphthylene	ND	ND	NGV	41000
Anthracene	26.7 J	ND	NGV	50,000
Benzo(a)anthracene	101	40.4 J	NGV	224
Beno(a)pyrene	104J	44 J	NGV	61
Benzo(b)fluoranthene	237J	94.5J	NGV	1,100
Benzo(g,h,i)perylene	52.2 J	34.0 J	NGV	50,000
Benzo(k)fluoranthene	71.0 J	31.7 J	NGV	1,100
Carbazole	23.1 J	ND	NGV	NGV
Chrysene	162	70.6 J	NGV	400
Dibenzofuran	ND	ND	NGV	6,200
Fluoranthene	269	117	NGV	50,000
Fluorene	ND	ND	NGV	50,000
Indeno(1,2,3-cd)pyrene	61.1 J	34.7 J	NGV	3,200
2-Methylnaphthlene	43.4 J	ND	NGV	36,400
Naphthelene	26.6 J	ND	NGV	13,000
Phenathrene	151	50.0 J	NGV	50,000
Pyrene	199	81.3	NGV	50,000
Bis(2-ethylhexyl)phthalate	262	276	NGV	50,000
Butyl benzyl phthalate	27.8 J	ND	NGV	50,000

Notes:

Boxed values exceed TAGM and Eastern US Background

NGV - No Given Value

B-The reported value is less than the Contract Required Limit

J-Estimated value when the results was less than the specified detection limit but greater than zero

*(50**) - Draft TAGM cleanup objective*

ND -The analyte was analyzed for, but was not detected above the method detection limit

< Indicates that the method detection limit for specific compound.

All concentrations are reported in millograms per kilogram (mg/kg or parts per million) and micrograom per kilogram (ug/kg or parts per billion).

\\Nt_server_1\-Users-\ERIC\Docs\AK Allen\Tables\Soil Borings 3

** NYSDEC Technical are Administrative Guidance Memorandum: Determination of Soil Cleanup Objectives and Cleanup Levels; January 24, 1994.*

Table SB-5 Continued

Summary of Detections - Metals, PCBs, VOCs and SVOCs in Post Excavation Soil Boring Samples
A. K. Allen
Mineola, New York

Sample ID	SB-6	SB-6	SB-6	SB-7	SB-7	SB-7	*NYSDEC	*NYSDEC
Matrix	Soil	Soil	Soil	Soil	Soil	Soil	TAGM #4046	TAGM #4046
Date Sampled	7/1/2003	7/1/2003	7/1/2003	7/1/2003	7/1/2003	7/1/2003	Eastern US	Cleanup
Location	Soil Boring	Soil Boring	Soil Boring	Soil Boring	Soil Boring	Soil Boring	Background	Objective
Depth	6 Inches	12 Inches	18 Inches	6 Inches	12 Inches	18 Inches		
Parameters								
TAL Metals	mg/Kg	mg/Kg	mg/Kg	mg/Kg	mg/Kg	mg/Kg	mg/Kg	mg/Kg
Arsenic	NA	NA	NA	NA	NA	NA	3 to 12	7.5
Barium	NA	NA	NA	NA	NA	NA	15 to 600	300
Cadmium	NA	NA	NA	NA	NA	NA	0.1 to 1	1(10**)
Chromium	NA	NA	NA	NA	NA	NA	1.5 to 40	10 (50**)
Lead	NA	NA	NA	NA	NA	NA	200 to 500	NGV
Mercury	NA	NA	NA	NA	NA	NA	0.001 to 0.2	0.1
Selenium	NA	NA	NA	NA	NA	NA	0.1 to 3.9	2
Silver	NA	NA	NA	NA	NA	NA	NGV	NGV
PCBs	ug/Kg	ug/Kg	ug/Kg	ug/Kg	ug/Kg	ug/Kg	ug/Kg	ug/Kg
Aroclor 1254	16100	4060	1010	2520	5580	9900	NGV	10,000
VOCs	ug/Kg	ug/Kg	ug/Kg	ug/Kg	ug/Kg	ug/Kg	ug/Kg	ug/Kg
Acetone	NA	NA	NA	NA	NA	NA	NGV	200
Benzene	NA	NA	NA	NA	NA	NA	NGV	60
Chloroform	NA	NA	NA	NA	NA	NA	NGV	300
Chloroethane	NA	NA	NA	NA	NA	NA	NGV	1,900
1,1-Dichloroethane	NA	NA	NA	NA	NA	NA	NGV	200
1,2-Dichloroethane	NA	NA	NA	NA	NA	NA	NGV	200
1,1-Dichloroethene	NA	NA	NA	NA	NA	NA	NGV	400
cis-1,2-Dichoroethene	NA	NA	NA	NA	NA	NA	NGV	NGV
trans-1,2-Dichloroethene	NA	NA	NA	NA	NA	NA	NGV	300
Ethylbenzene	NA	NA	NA	NA	NA	NA	NGV	5,500
Methylene Chloride	NA	NA	NA	NA	NA	NA	NGV	100
Tetrachloroethene	NA	NA	NA	NA	NA	NA	NGV	1,400
Toluene	NA	NA	NA	NA	NA	NA	NGV	1,500
1,1,1-Trichloroethane	NA	NA	NA	NA	NA	NA	NGV	800
Trichloroethene	NA	NA	NA	NA	NA	NA	NGV	700
1,1,2-Trichloroethane	NA	NA	NA	NA	NA	NA	NGV	NGV
SVOCs	ug/Kg	ug/Kg	ug/Kg	ug/Kg	ug/Kg	ug/Kg	ug/Kg	ug/Kg
Acenaphthylene	NA	NA	NA	NA	NA	NA	NGV	41000
Anthracene	NA	NA	NA	NA	NA	NA	NGV	50,000
Benzo(a)anthracene	NA	NA	NA	NA	NA	NA	NGV	224
Beno(a)pyrene	NA	NA	NA	NA	NA	NA	NGV	61
Benzo(b)fluoranthene	NA	NA	NA	NA	NA	NA	NGV	1,100
Benzo(g,h,i)perylene	NA	NA	NA	NA	NA	NA	NGV	50,000
Benzo(k)fluoranthene	NA	NA	NA	NA	NA	NA	NGV	1,100
Carbazole	NA	NA	NA	NA	NA	NA	NGV	NGV
Chrysene	NA	NA	NA	NA	NA	NA	NGV	400
Dibenzofuran	NA	NA	NA	NA	NA	NA	NGV	6,200
Fluoranthene	NA	NA	NA	NA	NA	NA	NGV	50,000
Fluorene	NA	NA	NA	NA	NA	NA	NGV	50,000
Indeno(1,2,3-cd)pyrene	NA	NA	NA	NA	NA	NA	NGV	3,200
2-Methylnaphthlene	NA	NA	NA	NA	NA	NA	NGV	36,400
Naphthelene	NA	NA	NA	NA	NA	NA	NGV	13,000
Phenathrene	NA	NA	NA	NA	NA	NA	NGV	50,000
Pyrene	NA	NA	NA	NA	NA	NA	NGV	50,000
Bis(2-ethylhexyl)phthalate	NA	NA	NA	NA	NA	NA	NGV	50,000
Butyl benzyl phthalate	NA	NA	NA	NA	NA	NA	NGV	50,000

Notes:
Boxed values exceed TAGM and Eastern US Background
NGV - No Given Value
B-The reported value is less than the Contract Required Limit
J-Estimated value when the results was less than the specified detection limit but greater than zero
*(50**) - Draft TAGM cleanup objective*
ND -The analyte was analyzed for, but was not detected above the method detection limit
< Indicates that the method detection limit for specific compound.
All concentrations are reported in millograms per kilogram (mg/kg or parts per million) and micrograom per kilogram (ug/kg or parts per billion).
Borings SB-6 and SB-7 are the same locations as end-point samples EP-6 and EP-7 before the July 21, 2003 excavation effort
\\Nt_server_1\-Users-\ERIC\Docs\AK Allen\Tables\Soil Borings

** NYSDEC Technical are Administrative Guidance Memorandum: Determination of Soil Cleanup Objectives and Cleanup Levels; January 24, 1994.*

TABLE SD-1

Summary of Validated Detections - Metals, PCBs, VOCs and SVOCs
Storm Drain End-Point Samples
A. K. Allen
Mineola, New York

Sample ID	SD-1EP	SD-2EP	SD-2EP	SD-3EP	SD-3OF	SD-4	FD-1	FD-1	FD-1	FD-1	FD-1	FD-1	FD-1	*NYSDEC	*NYSDEC
Matrix	Soil	Soil	Soil	Soil	Soil	Soil	Soil	Soil	Soil	Soil	Soil	Soil	Soil	TAGM #4046	TAGM #4046
Date Sampled	5/30/2003	5/30/2003	7/14/2003	5/30/2003	5/30/2003	6/2/2003	6/2/2003	6/2/2003	6/2/2003	6/2/2003	6/2/2003	7/1/2003	7/1/2003	Eastern US	Cleanup
Location	Storm Drain 1	Storm Drain 2	Storm Drain 2	Storm Drain 3	Storm Drain 3 Overflow	Storm Drain 4	Floor Drain 1	Floor Drain 1	Floor Drain 1	Floor Drain 1	Floor Drain 1	Floor Drian 1	Floor Drian 1	Background	Objective
Depth	15 feet	9 feet	10 feet	10 feet	13 feet	8 feet	10 feet	north wall	south wall	east wall	west wall	upper east wall	upper south wall		
Parameters															
TAL Metals	mg/Kg	mg/Kg	mg/Kg	mg/Kg	mg/Kg	mg/Kg	mg/Kg	mg/Kg	mg/Kg	mg/Kg	mg/Kg	mg/Kg	mg/Kg	mg/Kg	mg/Kg
Arsenic	4.3J	11.5J	8.9	ND	ND	1.5J	7.4	4.3	ND	2	15.2	NA	NA	3 to 12	7.5
Barium	ND	59.4	97.6	ND	ND	ND	33.1	ND	ND	ND	ND	NA	NA	15 to 600	300
Cadmium	ND	1.3	ND	ND	ND	ND	ND	ND	ND	ND	ND	NA	NA	0.1 to 1	1 (10**)
Chromium	6.7	18.6	41.1	3.7	4.5	11.3	14.4J	62.6J	2.7J	3.5J	3.7J	NA	NA	1.5 to 40	10 (50**)
Lead	3.2	211	245	1.4	1.5	9.3	9J	4.3J	3.4J	3.3J	4.8J	NA	NA	200 to 500	61
Mercury	ND	0.17	0.15	ND	ND	ND	ND	ND	ND	ND	ND	NA	NA	0.001 to 0.2	0.1
Selenium	ND	ND	1.2	ND	ND	NDUJ	ND	ND	ND	ND	ND	NA	NA	0.1 to 3.9	2
Silver	ND	ND	ND	ND	ND	ND	ND	ND	ND	ND	ND	NA	NA	NGV	NGV
	ug/Kg	ug/Kg	ug/Kg	ug/Kg	ug/Kg	ug/Kg	ug/Kg	ug/Kg	ug/Kg	ug/Kg	ug/Kg	ug/Kg	ug/Kg	ug/Kg	ug/Kg
PCBs	ND	ND	NA	ND	ND	ND	ND	ND	3,480	3,050	ND	52.2	ND	NGV	10,000
VOCs	ug/Kg	ug/Kg	ug/Kg	ug/Kg	ug/Kg	ug/Kg	ug/Kg	ug/Kg	ug/Kg	ug/Kg	ug/Kg	ug/Kg	ug/Kg	ug/Kg	ug/Kg
Acetone	NDR	42.8J	ND	NDR	NDR	ND	ND	ND	ND	ND	ND	NA	NA	NGV	200
Tetrachloroethene	ND	ND	NA	ND	ND	ND	1.6 J	ND	ND	ND	ND	NA	NA	NGV	1,400
Xylene	ND	1.5	ND	ND	ND	ND	ND	ND	ND	ND	ND	NA	NA	NGV	1,200
SVOCs	ug/Kg	ug/Kg	ug/Kg	ug/Kg	ug/Kg	ug/Kg	ug/Kg	ug/Kg	ug/Kg	ug/Kg	ug/Kg	ug/Kg	ug/Kg	ug/Kg	ug/Kg
Anthracene	ND	ND	NA	ND	ND	ND	28.5 J	ND	ND	ND	ND	NA	NA	NGV	50,000
Benzo(a)anthracene	47 J	71.7 J	NA	ND	ND	ND	ND	ND	ND	ND	ND	NA	NA	NGV	224
Beno(a)pyrene	50.8 J	74.8 J	NA	ND	ND	ND	ND	ND	ND	ND	ND	NA	NA	NGV	61
Benzo(b)fluoranthene	59.5 J	106	NA	ND	ND	ND	ND	ND	ND	ND	ND	NA	NA	NGV	1,100
Benzo(g,h,i)perylene	23.6 J	42.3 J	NA	ND	ND	ND	ND	ND	ND	ND	ND	NA	NA	NGV	50,000
Benzo(k)fluoranthene	55.4 J	77 J	NA	ND	ND	ND	ND	ND	ND	ND	ND	NA	NA	NGV	1,100
Chrysene	57.2 J	90	NA	ND	ND	ND	ND	ND	ND	ND	ND	NA	NA	NGV	400
Fluoranthene	90.2	165	NA	ND	ND	ND	ND	ND	ND	ND	ND	NA	NA	NGV	50,000
Fluorene	ND	34.9 J	NA	ND	ND	ND	ND	ND	ND	ND	ND	NA	NA	NGV	50,000
Indeno(1,2,3-cd)pyrene	27.9 J	44.8 J	NA	ND	ND	ND	ND	ND	ND	ND	ND	NA	NA	NGV	3,200
Phenathrene	50.4 J	125	NA	ND	ND	ND	ND	ND	ND	ND	ND	NA	NA	NGV	50,000
Pyrene	95.9	170	NA	ND	ND	ND	ND	ND	ND	ND	ND	NA	NA	NGV	50,000
Bis(2-ethylhexyl)phthalate	843	279	NA	ND	ND	ND	ND	ND	ND	ND	ND	NA	NA	NGV	50,000
Butyl benzyl phthalate	ND	85.5 J	NA	ND	ND	ND	ND	ND	ND	ND	ND	NA	NA	NGV	50,000
2-Methylnaphthalene	ND	ND	ND	ND	ND	ND	ND	ND	ND	ND	20.8	NA	NA	NGV	100

Notes:
Boxed values exceed TAGM and Eastern US Background
NGV - No Given Value NA - Not Analyzed
B-The reported value is less than the Contract Required Limit
J-Estimated value when the results was less than the specified detection limit but greater than zero
*(50**) - Draft TAGM cleanup objective*
ND -The analyte was analyzed for, but was not detected above the reported sample quantitation limit
< Indicates that the method detection limit for specific compound.
All concentrations are reported in millograms per kilogram (mg/kg or parts per million) and micrograom per kilogram (ug/kg or parts per billion).
Users/eric/docs/akallen/tables/strom drain endpoints

** NYSDEC Technical and Administrative Guidance Memorandum: Determination of Soil Cleanup Objectives and Cleanup Levels; January 24, 1994.*

APPENDIX A.
NCDH FOIL Request of Public Supply Wells

THOMAS R. SUOZZI
COUNTY EXECUTIVE

DAVID M. ACKMAN, M.D., M.P.H.
COMMISSIONER

COUNTY OF NASSAU
DEPARTMENT OF HEALTH
240 OLD COUNTRY ROAD
MINEOLA, N.Y. 11501-4250

April 11, 2003

Linda Ross, Senior Scientist
CA RICH CONSULTANTS, INC.
17 Dupont Street
Plainview, NY 11803

Re: FOIL Request

Dear Ms. Ross:

Enclosed is a map that depicts the public supply wells within two miles of the site that you have selected, along with a well attribute table. The "Well Status" as depicted on the Well Attribute Table is the most recent status on file but may not be current. Also enclosed is a computer disc that contains water quality data for the supply wells that you have specifically foiled. This data reflects the most current data that we have available in an electronic format.

Please remit a check for $165.00 payable to Nassau County Department of Health and send it to my attention. If you have any questions regarding this matter or require additional assistance please contact me at (516) 571-3323.

Very truly yours,

Donald Irwin
Public Health Sanitarian
Bureau of Environmental Protection

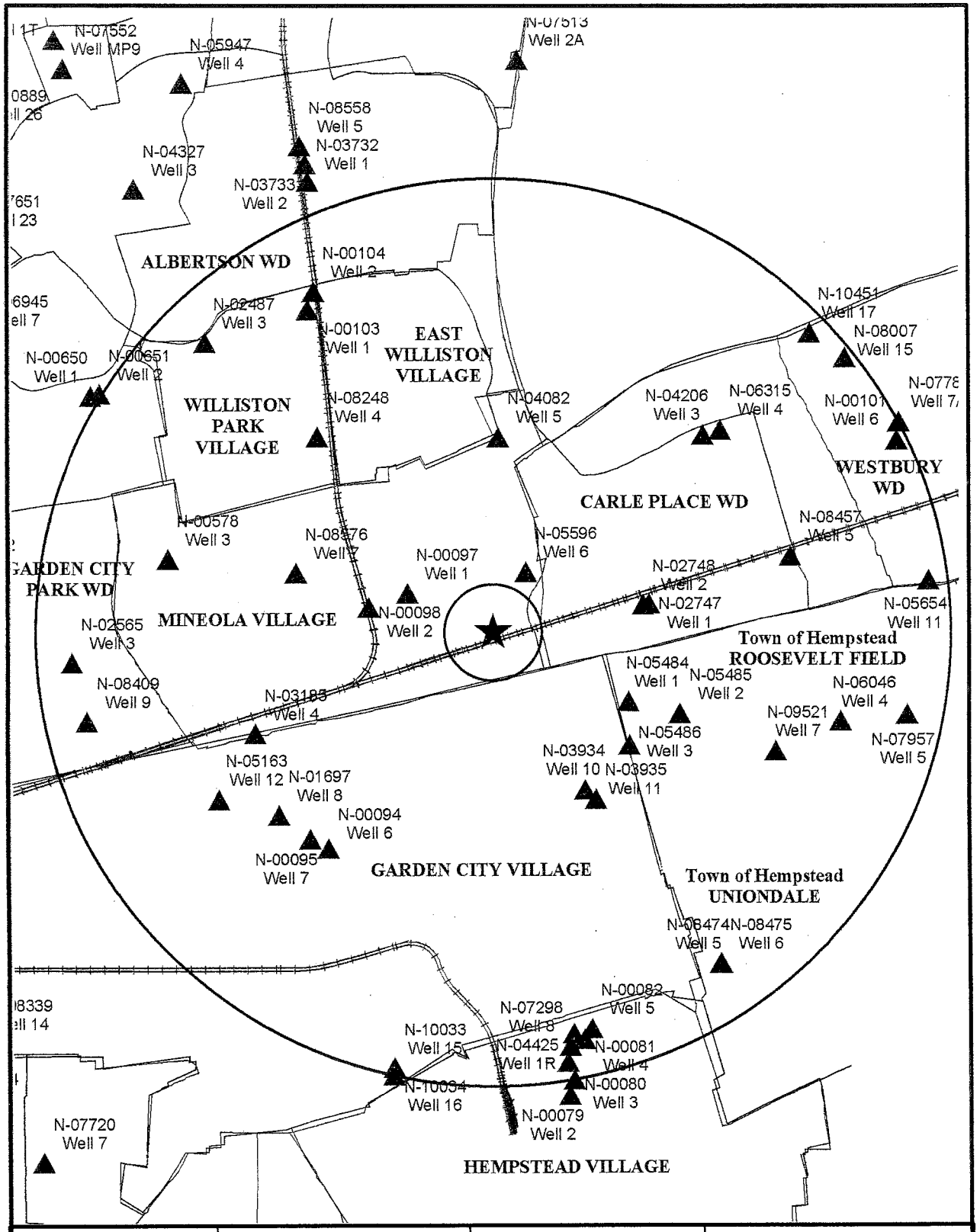

LEGEND

- Public Supply Wells
- RAILROADS
- Public Water Systems

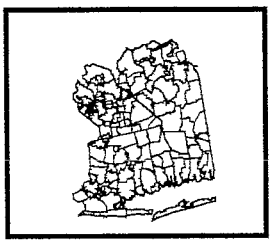

Key Map

DEPT OF HEALTH
WATER SUPPLY PROGRAM

PUBLIC SUPPLY WELLS WITHIN TWO MILES OF SELECTED SITE

N
W E
S

1 Inch equals 3,416.7 Feet

Nassau County

Geographic Information System

Copyright 1993-2002
County of Nassau, New York

Date: 04/07/2003

Table A-1
NCDH Records for Selected Wells

NASSAU COUNTY DEPARTMENT OF HEALTH
BUREAU OF ENVIRONMENTAL PROTECTION
ATTRIBUTES FOR SELECTED WELLS

CARLE PLACE W.D.

N.Y.S.D.E.C. WELL NUMBER	LOCAL WELL NUMBER	COMMUNITY	AQUIFER	WELL DEPTH (ft)	SCREEN DEPTH (ft)	CAPACITY (gpm)	WELL STATUS
N-02747	1	Carle Place	Magothy	328	278	1000	Out of Service - Inorganic Contamination
N-02748	2	Carle Place	Magothy	510	460	1200	Active
N-04206	3	Carle Place	Magothy	355	305	1000	Active
N-06315	4	Carle Place	Magothy	348	298	1200	Out of Service
N-08457	5	Carle Place	Magothy	435	375	1200	Active

GARDEN CITY (V)

N.Y.S.D.E.C. WELL NUMBER	LOCAL WELL NUMBER	COMMUNITY	AQUIFER	WELL DEPTH (ft)	SCREEN DEPTH (ft)	CAPACITY (gpm)	WELL STATUS
N-00094	6	Garden City	Magothy	372	322	1050	Abandoned 1986 - Casing and Organics
N-00095	7	Garden City	Magothy	534	474	1050	Active
N-01697	8	Garden City	Magothy	518	478	1120	Active
N-03934	10	Garden City	Magothy	417	377	1400	Active with PTA Treatment
N-03935	11	Garden City	Magothy	410	370	1400	Active with PTA Treatment
N-05163	12	Garden City	Magothy	475	425	1400	Active with PTA Treatment
N-10033	15	Garden City	Magothy	541	439	1380	Active
N-10034	16	Garden City	Magothy	570	489	1380	Active

GARDEN CITY PARK W.D.

N.Y.S.D.E.C. WELL NUMBER	LOCAL WELL NUMBER	COMMUNITY	AQUIFER	WELL DEPTH (ft)	SCREEN DEPTH (ft)	CAPACITY (gpm)	WELL STATUS

NASSAU COUNTY DEPARTMENT OF HEALTH
BUREAU OF ENVIRONMENTAL PROTECTION
ATTRIBUTES FOR SELECTED WELLS

GARDEN CITY PARK W.D.

N.Y.S.D.E.C. WELL NUMBER	LOCAL WELL NUMBER	COMMUNITY	AQUIFER	WELL DEPTH (ft)	SCREEN DEPTH (ft)	CAPACITY (gpm)	WELL STATUS
N-00650	1	Herricks	Magothy	346	306	700	Out of Service - Inorganic Contamination
N-00651	2	Herricks	Magothy	340	300	500	Out of Service - Inorganic Contamination
N-02565	3	Garden City Park	Magothy	405	370	1000	Abandoned
N-08409	9	Garden City Park	Magothy	400	340	1200	Out of Service - Inorganic and VOC Contamination

HEMPSTEAD (V)

N.Y.S.D.E.C. WELL NUMBER	LOCAL WELL NUMBER	COMMUNITY	AQUIFER	WELL DEPTH (ft)	SCREEN DEPTH (ft)	CAPACITY (gpm)	WELL STATUS
N-00079	2	Hempstead	Magothy	428	338	1275	Active
N-00080	3	Hempstead	Magothy	478	428	900	Active
N-00081	4	Hempstead	Magothy	420	360	1000	Active
N-00082	5	Hempstead	Magothy	542	390	1000	Active
N-00083	6	Hempstead	Magothy	403	363	1000	Active with PTA Treatment
N-04425	1R	Hempstead	Magothy	365	325	1200	Active with PTA Treatment
N-07298	8	Hempstead	Magothy	444	394	1000	Active

MINEOLA (V)

N.Y.S.D.E.C. WELL NUMBER	LOCAL WELL NUMBER	COMMUNITY	AQUIFER	WELL DEPTH (ft)	SCREEN DEPTH (ft)	CAPACITY (gpm)	WELL STATUS
N-00097	1	Mineola	Magothy	355	295	1200	Active
N-00098	2	Mineola	Magothy	366	308	750	Abandoned 1981 - Capacity

NASSAU COUNTY DEPARTMENT OF HEALTH
BUREAU OF ENVIRONMENTAL PROTECTION
ATTRIBUTES FOR SELECTED WELLS

MINEOLA (V)

N.Y.S.D.E.C. WELL NUMBER	LOCAL WELL NUMBER	COMMUNITY	AQUIFER	WELL DEPTH (ft)	SCREEN DEPTH (ft)	CAPACITY (gpm)	WELL STATUS
N-00578	3	Mineola	Magothy	407	357	1000	Out of Service - Nitrates
N-03185	4	Mineola	Magothy	463	423	1050	Active with VOC Treatment
N-04082	5	Mineola	Magothy	462	422	1020	Active
N-05596	6	Mineola	Magothy	468	403	1200	Active
N-08576	7	Mineola	Magothy	505	445	1000	Active with VOC Treatment

TOH - ROOSEVELT FIELD W.D.

N.Y.S.D.E.C. WELL NUMBER	LOCAL WELL NUMBER	COMMUNITY	AQUIFER	WELL DEPTH (ft)	SCREEN DEPTH (ft)	CAPACITY (gpm)	WELL STATUS
N-05484	1	Garden City Estates	Magothy	575	503	1400	Abandoned 1991 - Organics
N-05485	2	Garden City Estates	Magothy	557	475	1400	Abandoned 1991 - Organics and Nitrates
N-05486	3	Garden City Estates	Magothy	556	450	1400	Abandoned 1991 - Organics
N-06046	4	Garden City Estates	Magothy	175	145	570	Abandoned 1992 - Nitrates
N-07957	5	Garden City Estates	Magothy	519	433	1400	Out of Service - Organic Contamination
N-09521	7	Garden City Estates	Magothy	603	475	1350	Active

TOH - UNIONDALE W.D.

N.Y.S.D.E.C. WELL NUMBER	LOCAL WELL NUMBER	COMMUNITY	AQUIFER	WELL DEPTH (ft)	SCREEN DEPTH (ft)	CAPACITY (gpm)	WELL STATUS
N-08474	5	Uniondale	Magothy	556	485	1450	Active with GAC Treatment
N-08475	6	Uniondale	Magothy	481	409	1450	Active with GAC Treatment

NASSAU COUNTY DEPARTMENT OF HEALTH
BUREAU OF ENVIRONMENTAL PROTECTION
ATTRIBUTES FOR SELECTED WELLS

WESTBURY W.D.

N.Y.S.D.E.C. WELL NUMBER	LOCAL WELL NUMBER	COMMUNITY	AQUIFER	WELL DEPTH (ft)	SCREEN DEPTH (ft)	CAPACITY (gpm)	WELL STATUS
N-00101	6	Westbury	Magothy	341	280	1000	Active
N-05654	11	Westbury	Magothy	538	474	1350	Active
N-07785	7A	Westbury	Magothy	400	330	1400	Active
N-08007	15	Westbury	Magothy	564	490	1400	Active
N-10451	17	Westbury	Magothy	507	418	1380	Active

WILLISTON PARK (V)

N.Y.S.D.E.C. WELL NUMBER	LOCAL WELL NUMBER	COMMUNITY	AQUIFER	WELL DEPTH (ft)	SCREEN DEPTH (ft)	CAPACITY (gpm)	WELL STATUS
N-00103	1	Williston Park	Magothy	380	330	1000	Abandoned 1997 - Screen Failure
N-00104	2	Williston Park	Magothy	376	325	750	Active
N-02487	3	Williston Park	Magothy	338	298	1000	Out of Service - Nitrates
N-08248	4	Williston Park	Magothy	400	315	1400	Active
N-12727	1A	Williston Park	Magothy	385	330	1000	Active

NASSAU COUNTY DEPARTMENT OF HEALTH
BUREAU OF ENVIRONMENTAL PROTECTION

DATABASE CONTAMINANT LIST

CONTAMINANT GROUP	FIELD CONTENT	CONTAMINANT
COR	C073	.....pH
COR	C074	.....Total Disolved Solids
COR	C075	.....Specific Conductivity
IOC	C077	.....Nitrite
IOC	C078	.....Nitrate
IOC	C080	.....Chloride
IOC	C082	.....Total Hardness
IOC	C083	.....Calcium Hardness
IOC	C084	.....Total Alkalinity
IOC	C087	.....Sulfate
IOC	C089	.....Ortho Phosphate
IOC	C090	.....Fluoride
IOC	C091	.....Cyanide
IOC	C100	.....Iron
IOC	C101	.....Manganese
IOC	C102	.....Copper
IOC	C103	.....Zinc
IOC	C104	.....Chromium
IOC	C106	.....Sodium
IOC	C108	.....Calcium
IOC	C109	.....Magnesium
IOC	C120	.....Arsenic
IOC	C121	.....Barium
IOC	C122	.....Cadmium
IOC	C123	.....Lead
IOC	C124	.....Mercury
IOC	C125	.....Selenium
IOC	C126	.....Silver
IOC	C131	.....Nickel
SOC	C200	.....2,4-D
SOC	C201	.....2,4,5-TP (Silvex)
SOC	C210	.....Endrin
SOC	C211	.....G-BHC
SOC	C211	.....Lindane
SOC	C212	.....Methoxychlor
SOC	C213	.....Toxaphene
SOC	C214	.....Aldrin

NASSAU COUNTY DEPARTMENT OF HEALTH
BUREAU OF ENVIRONMENTAL PROTECTION

DATABASE CONTAMINANT LIST

CONTAMINANT GROUP	FIELD CONTENT	CONTAMINANT
SOC	C215	.....Chlordane
SOC	C216	.....Dieldrin
SOC	C221	.....Heptachlor
SOC	C222	.....Heptachlor epoxide
SOC	C223	.....Aldicarb
SOC	C224	.....Carbofuran
POC	C226	.....Chloroethane
POC	C227	.....Dichlorodifluoromethane
POC	C228	.....Trichlorofluoromethane
POC	C229	.....Chloromethane
POC	C230	.....Bromomethane
SOC	C238	.....Benzo(a)pyrene
POC	C250	.....Benzene
POC	C251	.....Toluene
POC	C252	.....m-Xylene
POC	C253	.....p-Xylene
POC	C254	.....o-Xylene
POC	C255	.....Total Xylene
POC	C257	.....Bromobenzene
POC	C258	.....Chlorobenzene
POC	C259	.....Ethyl Benzene
SOC	C275	.....Hexachlorobenzene
SOC	C283	.....Pentachlorophenol
POC	C290	.....Bromochloromethane
POC	C291	.....Chlorodibromomethane
POC	C292	.....Dibromomethane
POC	C295	.....1,1,2,2-tetrachloroethane
POC	C297	.....Hexachlorobutadiene
SOC	C298	.....Hexachlorocyclopentadiene
POC	C300	.....Chloroform
POC	C301	.....Bromoform
POC	C302	.....Bromodichloromethane
POC	C304	.....Carbon Tetrachloride
POC	C306	.....Vinyl Chloride
POC	C307	.....1,1-dichloroethylene
POC	C308	.....cis-1,2-dichloroethylene
POC	C309	.....trans-1,2-dichloroethylene

NASSAU COUNTY DEPARTMENT OF HEALTH
BUREAU OF ENVIRONMENTAL PROTECTION

DATABASE CONTAMINANT LIST

CONTAMINANT GROUP	FIELD CONTENT	CONTAMINANT
POC	C310	.....Trichloroethylene
POC	C311	.....Tetrachloroethylene
POC	C314	.....1,2,4-Trichlorobenzene
POC	C321	.....1,1,1-Trichloroethane
POC	C322	.....1,1,2-Trichloroethane
POC	C323	.....1,1-dichloroethane
POC	C324	.....1,2-dichloroethane
SOC	C338	.....Polychlorinated biphenyls (PCB's)
POC	C347	.....1,3-dichlorobenzene
POC	C369	.....o,p-Xylene
POC	C379	.....Styrene
POC	C381	.....N-propylbenzene
POC	C382	.....tert-Butylbenzene
POC	C385	.....1,3,5-Trimethylbenzene
POC	C386	.....1,2,4-Trimethylbenzene
POC	C389	.....sec-Butylbenzene
POC	C390	.....n-Butylbenzene
POC	C392	.....1,2,3-Trichlorobenzene
SOC	C395	.....2,3.7,8-TCDD (Dioxin)
SOC	C396	.....Ethylene dibromide (EDB)
SOC	C397	.....Dibromochloropropane (DBCP)
POC	C405	.....1,2-dichloropropane
POC	C407	.....trans-1,3-dichloropropene
POC	C408	.....cis-1,3-dichloropropene
POC	C409	.....1,1,1,2-tetrachloroethane
POC	C411	.....Methylene chloride
POC	C412	.....1,2-dichlorobenzene
POC	C413	.....1,4-dichlorobenzene
IOC	C417	.....Silicates
POC	C467	.....2,2-dichloropropane
POC	C469	.....1,1-dichloropropene
POC	C470	.....1,2,3-Trichloropropane
POC	C472	.....o-Chlorotoluene
POC	C473	.....p-Chlorotoluene
POC	C474	.....Isopropylbenzene
POC	C475	.....p-isopropyltoluene
POC	C477	.....MTBE

NASSAU COUNTY DEPARTMENT OF HEALTH
BUREAU OF ENVIRONMENTAL PROTECTION

DATABASE CONTAMINANT LIST

CONTAMINANT GROUP	FIELD CONTENT	CONTAMINANT
POC	C482	.....1,3-dichloropropane
SOC	C501	.....Alachlor
SOC	C502	.....Aldicarb sulfone
SOC	C503	.....Aldicarb sulfoxide
SOC	C504	.....Atrazine
SOC	C505	.....Butachlor
SOC	C508	.....Dalapon
SOC	C509	.....Dicamba
SOC	C510	.....Di(2-ethylhexyl)adipate
SOC	C511	.....Di(2-ethylhexyl)phthalate
SOC	C512	.....Dinoseb
SOC	C513	.....Diquat
SOC	C514	.....Endothall
SOC	C516	.....Glyphosate
SOC	C517	.....3-Hydroxycarbofuran
SOC	C518	.....Methomyl
SOC	C519	.....Metolachlor
SOC	C520	.....Metribuzin
SOC	C521	.....Oxamyl (vydate)
SOC	C522	.....Pichloram
SOC	C523	.....Propachlor
SOC	C524	.....Simazine
SOC	C700	.....Carbaryl

Result Key: -999=Not Tested, all other negative numbers=less than.
Source Key: 1=Raw, 2=Treated, 3= Special
Aquifer Key: 1=Glacial, 2=Magothy, 3=Lloyd

Well	PCE	TCE	111TCA	Cadmium	Lead
N-00095	<0.5 3/29/01	<0.5 3/29/01	<0.5 3/29/01	<5 9/22/00	6.20 9/22/00
N-1697	<0.5 12/4/01	<0.5 12/4/01	<0.5 12/4/01	<5 9/22/00	2.90 9/22/00
N-3934	320 12/28/01	330 12/28/01	6.10 12/28/01	<5 9/28/00	<1 9/28/00
N-3935	38 12/19/01	270 12/19/01	3.60 12/19/01	<5 9/27/00	2.20 9/27/00
N-5163	28 10/16/01	71 10/16/01	2.10 10/16/01	<5 10/4/00	<1 10/4/00
N-5596	<0.5 10/25/01	<0.5 10/25/01	<0.5 10/25/01	<5 1/13/00	3.40 1/13/00

U:\ERIC\Docs\AK Allen\FOIL results PSW.doc

Concentrations are in ppb or ug/L

APPENDIX B.
Boring Logs and Well Construction Diagrams

CA RICH Consultants, Inc.

17 Dupont Street, Plainview, New York 11803

Boring Number IRM-B1

BORING LOG

Project Name & Location: A.K. Allen, Mineola, NY	Project Number	Date & Time Started: 3/27/2003 7:45 AM		
		Date & Time Completed: 3/27/2003 12:15 PM		
Drilling Company: Aquifer Drilling & Testing	Foreman: Shaun Miller	Sampler(s): IHO & MTY	Sampler Hammer: NA	Drop: NA
Drilling Equipment: Hollow Stem Auger	Method: Direct Push	Elevation & Datum: NA	Completion Depth: 54 feet	Rock Depth: None
Bit Size(s): Macro	Core Barrel(s)	Project Scientist(s): Ivy Hidalgo-Olberding, Michael T. Yager		

DEPTH (ft below grade)	SAMPLES: Sample interval	Recovery (feet)	FID/PID (ppm)	Blow Counts	SOIL DESCRIPTION	REMARKS
	LOCATION: IRM-B1				SURFACE DESCRIPTION:	
0	0-2	NA			Asphalt cover Brown, tan medium to coarse gravelly sand	Started Drilling at 0745
2	2-4	1'	14.4	5,3,4,9	Orange, tan medium to fine grained sand.	Sample collected 2-4' @0900
4	4-6	1'	6.1	12,18,23, 32	Orange, tan medium to fine grained sand.	No visual or olfactory signs of contamination.
6	6-8	1'	18.9	13,16, 23,26	Orange, tan medium to fine grained sand.	Sample collected 6-8' @ 0910 VOC's & Dupe
8	8-10	1'	5.5	10,16, 18,20	Orange, tan medium to fine grained sand.	No visual or olfactory signs of contamination.
10	10-12	1'	3.7	10,14, 16,18	Orange, tan medium to fine grained sand.	Sample collected 10-12' @ 0920
12	12-14	1'	3.7	9,11 11,12	Orange, tan medium to fine grained sand.	Sample collected 10-12' @ 0925
14	14-16	1'	3.3	10,11 15,14	Orange, tan medium to fine grained sand.	No visual or olfactory signs of contamination.
16	16-18	1'	3.3	7,7, 11,17	Orange, tan medium to fine grained sand.	No visual or olfactory signs of contamination.
18	18-20	1'	0.5	16,19, 12,16	Orange, tan medium to fine grained sand.	No visual or olfactory signs of contamination.
20						

Signature: Ivy Hidalgo O'Berding Date: 9/26/03

CA RICH Consultants, Inc.

17 Dupont Street, Plainview, New York 11803

Boring Number IRM-B1

BORING LOG

Project Name & Location: A.K. Allen, Brooklyn, NY	Project Number	Date & Time Started: 3/27/2003 7:45 AM	
		Date & Time Completed: 3/27/2003 12:35 PM	
Drilling Company: Aquifer Drilling & Testing	Foreman: Shaun Miller	Sampler(s): IHO & MTY	Sampler Hammer: NA / Drop: NA
Drilling Equipment: Hollow Stem Auger	Method	Elevation & Datum: NA	Completion Depth: 54 feet / Rock Depth: None
Bit Size(s): Macro	Core Barrel(s)	Project Scientist(s): Ivy Hidalgo-Olberding, Michael T. Yager	

DEPTH (ft below grade)	SAMPLES: Sample Number	Recovery (feet)	FID/PID (ppm)	Blow Counts	SOIL DESCRIPTION	REMARKS
	LOCATION: IRM-B1				SURFACE DESCRIPTION:	
22	20-22	NA	5.2	6,9,13,20	Orange, tan medium to fine grained sand.	Sample collected 20-22' @ 0940
24	22-24	1'	3.7	13,12, 11,14	Orange, tan medium to fine grained sand.	No visual or olfactory signs of contamination.
26	24-26	NA	4.8	8,8,11,12	Orange, tan medium to fine grained sand.	No visual or olfactory signs of contamination.
28	26-28	NA	6.2	13,14, 22,14	Orange, tan medium to fine grained sand.	Sample collected 26-28' @ 0950
30	28-30	NA	3.1	7,9,17,11	Orange, tan medium to fine grained sand.	No visual or olfactory signs of contamination.
32	30-32	NA	1.1	19,13, 20,18	Orange, tan medium to fine grained sand.	No visual or olfactory signs of contamination.
34	32-34	1'	2.5	13,17, 20,14	Orange fine grained sand with pebbles graded to fine grained silty clay at 33-34'	Sample collected 32-34' @ 1015
36	34-36	18"	1.9	18,26 20,12	Orange medium coarse grained sand.	No visual or olfactory signs of contamination.
38	36-38	18"	2.1	10,16 14,21	Orange medium coarse grained sand.	No visual or olfactory signs of contamination.
40	38-40	18"	3.6	24,36 17,18	Orange medium coarse grained sand.	Sample collected 38-40' @ 1025
42						

Signature: Ivy Hidalgo-Olberding Date: 9/26/03

CA RICH Consultants, Inc.

17 Dupont Street, Plainview, New York 11803

Boring Number IRM-B1

BORING LOG

Project Name & Location: A.K. Allen, Brooklyn, NY	Project Number	Date & Time Started: 3/27/2003 7:45 AM	
		Date & Time Completed: 3/27/2003 12:15 PM	
Drilling Company: Aquifer Drilling & Testing	Foreman: Shaun Miller	Sampler(s): IHO & MTY	Sampler Hammer: NA / Drop: NA
Drilling Equipment: Hollow Stem Auger	Method	Elevation & Datum: NA	Completion Depth: 54 feet / Rock Depth: None
Bit Size(s): Macro	Core Barrel(s)	Project Scientist(s): Ivy Hidalgo-Olberding, Michael T. Yager	

DEPTH (ft below grade)	SAMPLES: Sample Number	Recovery (feet)	FID/ PID (ppm)	Blow Counts	SOIL DESCRIPTION	REMARKS
	LOCATION: IRM-B1				SURFACE DESCRIPTION:	
44	40-42	18"	0.8	24,18, 30,16	Orange medium coarse grained sand.	No visual or olfactory signs of contamination.
42	42-44	18"	0.6	22,18 25,18	Orange to tan fine grained sand w/ quartz pebbles. Grades to orange- tan med. to fine grained sand.	No visual or olfactory signs of contamination.
46	44-46	16"	0.9	23,16 21, 24	Orange- tan med. to fine grained sand.	No visual or olfactory signs of contamination.
48	46-48	20"	3.7	31, 29, 31, 45	Orange- tan med. to fine grained sand.	No visual or olfactory signs of contamination. Time: 1043
50	48-50	22"	158.3 0.0	27, 27 31, 24	Tan to orange fine grained sand.	No visual or olfactory signs of contamination. Time: 1140
52	50-52	12"	2.4 0.0	20, 34 50, 50	Light tan fine grained sand w/quartz pebbles.	No visual or olfactory signs of contamination.
54	52-54	16"			Light tan fine-med grained sand w/quartz pebbles.	GW encountered at ~ 54'. Drilling stopped at 54'. Time: 1215
						Ground water encountered at approximately 52 ft. Borehole terminated at 53 feet.
56	54-56					

Signature: [signature] Date: 9/26/03

CA RICH Consultants, Inc.

17 Dupont Street, Plainview, New York 11803

Boring Number IRM-B2

BORING LOG

Project Name & Location: A.K. Allen, Mineola, NY	Project Number	Date & Time Started: 3/27/2003 12:00 PM		
		Date & Time Completed: 3/27/2003 12:50 PM		
Drilling Company: ADT Diamond	Foreman: Dennis Crayon	Sampler(s): IHO & MTY	Sampler Hammer: NA	Drop: NA
Drilling Equipment: CME 75 Hollow Stem Auger	Method: Direct Push	Elevation & Datum: NA	Completion Depth: 54 feet	Rock Depth: None
Bit Size(s): Macro	Core Barrel(s)	Project Scientist(s): Ivy Hidalgo-Olberding, Michael T. Yager		

DEPTH (ft below grade)	SAMPLES: Sample Interval	Recovery (feet)	FID/PID (ppm)	Blow Counts	SOIL DESCRIPTION	REMARKS
	LOCATION: IRM-B2				SURFACE DESCRIPTION:	
0	0-10	NA	2.5	4,7,8,8	Asphalt cover Brown, tan medium to coarse gravelly sand	Started Drilling at 1200. No visual or olfactory signs of contamination.
10	10-20	NA	NA	4,7,8,8	Orange medium grained sand.	Sample collected 10-12' @ 1210. No visual No visual or olfactory signs of contamination.
20	20-30	NA	NA	6,8,10,16	Orange, tan medium grained sand.	Sample collected 20-22' @ 1215. No visual or olfactory signs of contamination.
			0.4			
30	30-40	NA	NA	9,12, 13, 18	Tan medium to fine grained sand.	Sample collected 30-32' @ 1225. No visual or olfactory signs of contamination.
40	40-50	NA	2.3	5, 8, 10, 16	Orange, tan medium to fine grained sand.	No visual or olfactory signs of contamination.
50	50-60	NA	0.2	19, 25 28, 23	Orange, tan fine grained sand.	Encountered Water table at ~ 54'. Stopped drilling at 54' at 1250.
60						

Page 1 of 1 Signature: Ivy Hidalgo-Olberding Date: 9/26/03

CA RICH CONSULTANTS, INC.
Certified Groundwater and Environmental Specialists
17 Dupont Street
Plainview, New York

PROJECT: A.K. Allen Company
WELL ID: IRM-MW-1

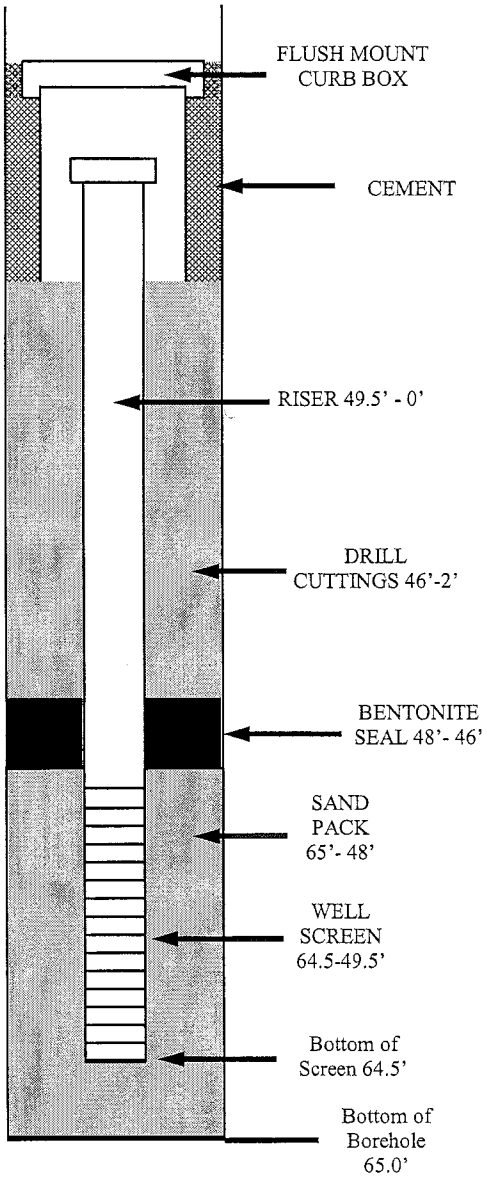

DRILLING SUMMARY

Drilling Co.: ADT Jersey
Drillers: Denis Crayon, AJ Benjamin
Drill Rig Make/Model: CME 75
Borehole Diameters: O.D. 8" I.D. 4.25"
Total Depth: 65'
Depth to Water: ~ 54'
Supervisory Geologist: Ivy Hidalgo-Olberding

WELL DESIGN

Casing Material: PVC
Diameter / Length: 2" / 50'
Screen Material: PVC
Diameter / Length: 2" / 15'
Slot Size / Setting: 20 (0.020) / 64.5' - 49.5'
Filter Material / Setting: #1 Morie Sand 65' - 48'
Seals Material / Setting: Bentonite Chips 48' - 46'
Drill Cuttings Setting: 46' - 2'
Grout / Setting: Cement / 2' - surface
Surface Casing Material : Flush mount curb box

TIME LOG

		Started	Completed
Drilling:	03-28-03	1100	1230
Installation:		1230	1300
Development:	9/17/03	1135	1205

WELL DEVELOPMENT

Method: Surge and Pump
Static Depth to Water: 53.17
Pumping Depth to Water: 53.30
Pumping Rate: 2.5 GPM @223 volts
NTU reading: 22

CA RICH CONSULTANTS, INC.
Certified Groundwater and Environmental Specialists
17 Dupont Street
Plainview, New York

PROJECT: A.K. Allen Company
WELL ID: IRM-MW-2

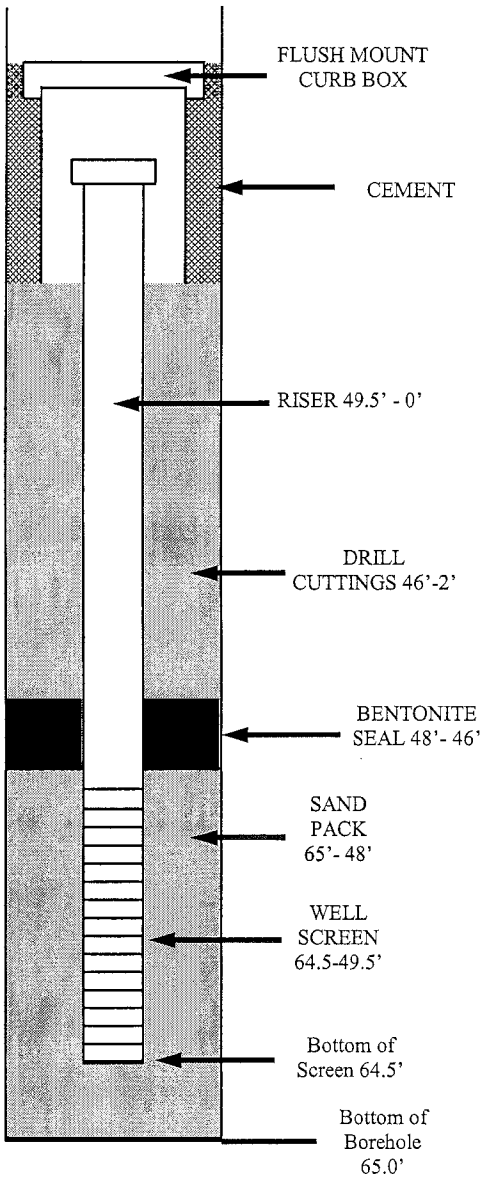

DRILLING SUMMARY

Drilling Co.: ADT Jersey
Drillers: Denis Crayon, AJ Benjamin
Drill Rig Make/Model: CME 75
Borehole Diameters: O.D. 8" I.D. 4.25"
Total Depth: 65'
Depth to Water: ~ 54'
Supervisory Geologist: Ivy Hidalgo-Olberding

WELL DESIGN

Casing Material: PVC
Diameter / Length: 2" / 50'
Screen Material: PVC
Diameter / Length: 2" / 15'
Slot Size / Setting: 20 (0.020) / 64.5' - 49.5'
Filter Material / Setting: #1 Morie Sand 65' - 48'
Seals Material / Setting: Bentonite Chips 48' - 46'
Drill Cuttings Setting: 46' - 2'
Grout / Setting: Cement / 2' - surface
Surface Casing Material : Flush mount curb box

TIME LOG

		Started		Completed
Drilling:	03-27-03	1355		1445
Installation:		1450	3-28-03	0800
Development:	**9/27/03**	**1245**		**1315**

WELL DEVELOPMENT

Method: Pump and Surge
Static Depth to Water: 53.63
Pumping Depth to Water: 53.75
Pumping Rate: 2.5 GPM @ 223 volts
NTU reading: 18

CA RICH CONSULTANTS, INC.
Certified Groundwater and Environmental Specialists
17 Dupont Street
Plainview, New York

PROJECT: A.K. Allen Company
WELL ID: IRM-MW-3

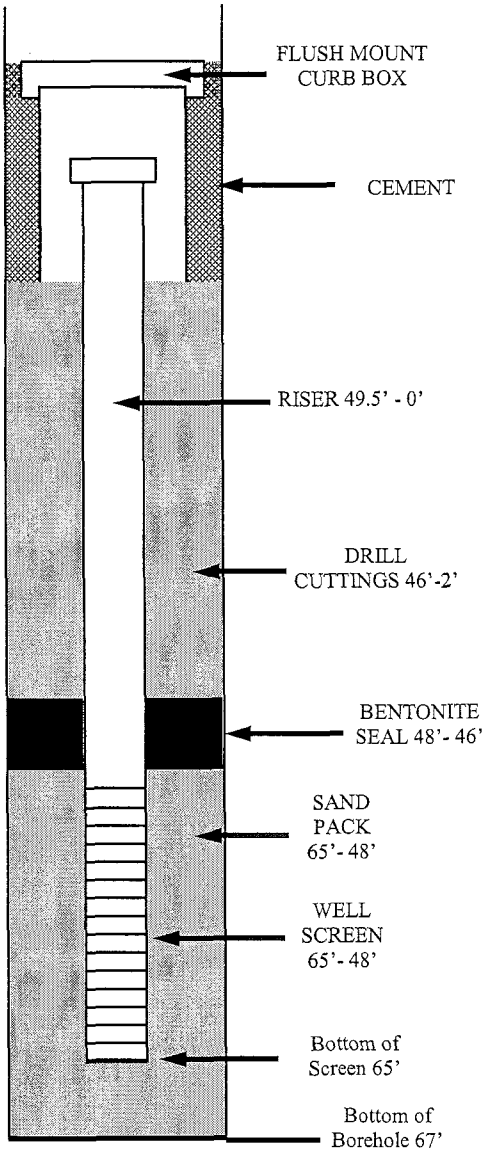

DRILLING SUMMARY

Drilling Co.: ADT Jersey
Drillers: Shawn Miller, Yousri Kamel
Drill Rig Make/Model: Mobil Drill B-61
Borehole Diameters: O.D. 8" I.D. 4.25"
Total Depth: 67'
Depth to Water: ~ 52' BLS
Supervisory Geologist: Michael T. Yager

WELL DESIGN

Casing Material: PVC
Diameter / Length: 2" / 50'
Screen Material: PVC
Diameter / Length: 2" / 15'
Slot Size / Setting: 20 (0.020) / 65' - 50'
Filter Material / Setting: #1 Morie Sand 65' - 48'
Seals Material / Setting: Bentonite Chips 48' - 46'
Drill Cuttings Setting: 46' - 2'
Grout / Setting: Cement / 2' - surface
Surface Casing Material : Flush mount curb box

TIME LOG

		Started	Completed
Drilling:	03-27-03	1315	1400
Installation:		1400	1500
Development:	9/17/03	1345	1415

WELL DEVELOPMENT

Method: Pump and Surge
Static Depth to Water: 53.10
Pumping Depth to Water: 54.05
Pumping Rate: 2.5 GPM @ 221 volts
NTU reading: 15

CA RICH CONSULTANTS, INC.
Certified Groundwater and Environmental Specialists
17 Dupont Street
Plainview, New York

PROJECT: A.K. Allen Company
WELL ID: IRM-MW-4

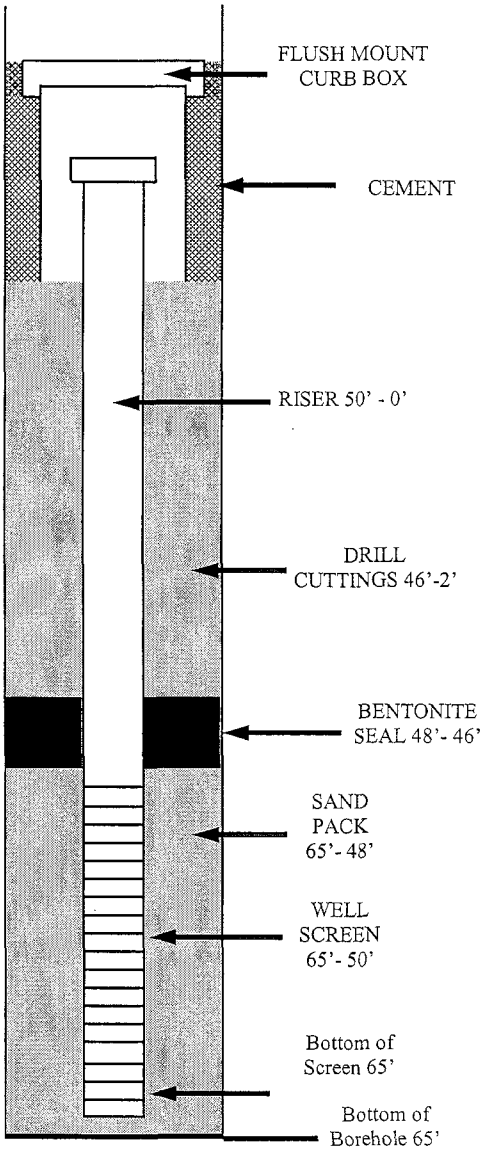

DRILLING SUMMARY

Drilling Co.: Aquifer Drilling & Testing
Drillers: Lloyd Adams, Rudolfo Rios
Drill Rig Make/Model: CME-75
Borehole Diameters: O.D. 8" I.D. 4.25"
Total Depth: 65'
Depth to Water: ~ 52' BLS
Supervisory Geologist: Ivy Hidalgo-Olberding

WELL DESIGN

Casing Material: PVC
Diameter / Length: 2" / 50'
Screen Material: PVC
Diameter / Length: 2" / 15'
Slot Size / Setting: 20 (0.020) / 65' - 50'
Filter Material / Setting: #1 Morie Sand 65' - 48'
Seals Material / Setting: Bentonite Chips 48' - 46'
Drill Cuttings Setting: 46' - 2'
Grout / Setting: Cement / 2' - surface
Surface Casing Material : Flush mount curb box

TIME LOG

		Started	Completed
Drilling:	09-15-03	1300	1500
Installation:		1500	1630
Development:	9/17/03	1445	1340

WELL DEVELOPMENT

Method: Pump and Surge
Static Depth to Water: 51.65
Pumping Depth to Water: 51.81
Pumping Rate: 3 GPM @ 202 volts
NTU reading: 25

CA RICH CONSULTANTS, INC.
Certified Groundwater and Environmental Specialists
17 Dupont Street
Plainview, New York

PROJECT: A.K. Allen Company
WELL ID: IRM-MW-5

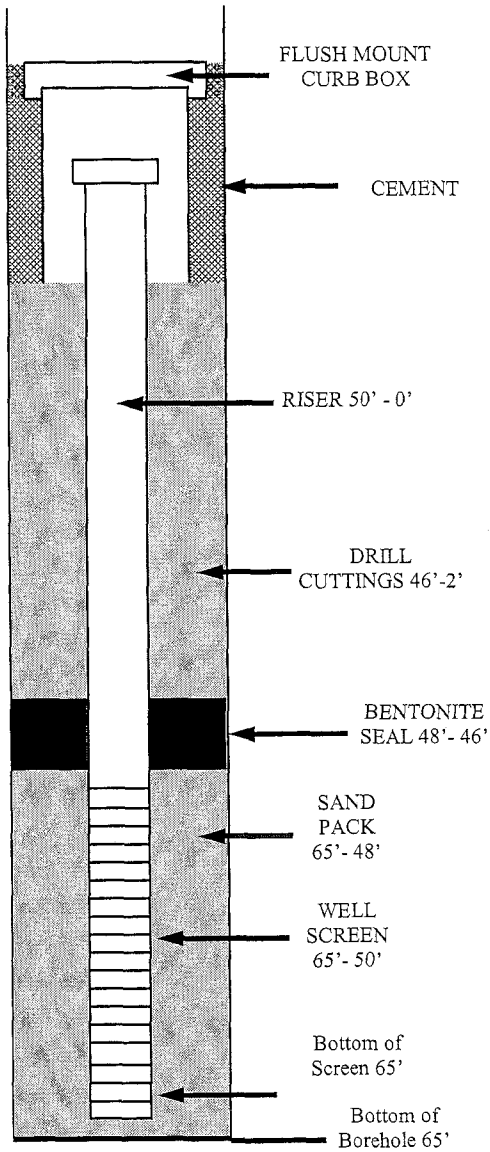

DRILLING SUMMARY

Drilling Co.: Aquifer Drilling & Testing
Drillers: Lloyd Adams, Rudolfo Rios
Drill Rig Make/Model: CME-75
Borehole Diameters: O.D. 8" I.D. 4.25"
Total Depth: 65'
Depth to Water: ~ 52' BLS
Supervisory Geologist: Ivy Hidalgo-Olberding

WELL DESIGN

Casing Material: PVC
Diameter / Length: 2" / 50'
Screen Material: PVC
Diameter / Length: 2" / 15'
Slot Size / Setting: 20 (0.020) / 65' - 50'
Filter Material / Setting: #1 Morie Sand 65' - 48'
Seals Material / Setting: Bentonite Chips 48' - 46'
Drill Cuttings Setting: 46' - 2'
Grout / Setting: Cement / 2' - surface
Surface Casing Material : Flush mount curb box

TIME LOG

		Started	Completed
Drilling:	09-15-03	0900	1100
Installation:		1100	1230
Development:	09/17/03	1025	**1100**

WELL DEVELOPMENT

Method: Pump and Surge
Static Depth to Water: 49.10
Pumping Depth to Water: 49.15
Pumping Rate: 2.5 GPM
NTU reading: 19

APPENDIX C.
Hazardous Waste Disposal Manifests

Summary Of Waste Shipments
AK Allen Co. Site
Mineola, NY

Trailier #	US Manifest #	Candaian Manifest #	Weight in lbs	Weight in tons
AC15548 NY	NYG 1886742 ✓	9151034-7	60,660	30.33
XS 84472 PA	NYG 1886751 ✓	9151035-4	64,960	32.48
1604B8 NY	NYG 1886769 ✓	9151002-4	56,380	28.19
AD33406 PA	NYG 1886778 ✓	9151003-2	54,280	27.14
XL022571 PA	NYG 1886706 ✓	9151030-5	47,600	23.80
640T55 NJ	NYG 1886724 ✓	9151032-1	64,020	32.01
PT 7735C PA	NYG 1886715 ✓	9151031-3	56,700	28.35
AC42850 NY	NYG 1886733 ✓	9151033-9	61,780	30.89
XS 84472 PA	NYG 1886787 ✓	9151001-6	60,640	30.32
2938B7 NY	NYG 1886661 ✓	9151004-0	60,280	30.14
2950B7 NY	NYG 1886679 ✓	9151015-6	56,760	28.38
24496 PA	NYG 1886607 ✓	9151012-3	70,400	35.20
2945B7 NY	NYG 1886652 ✓	9151005-7	72,760	36.38
AC42850 NY	NYG 1886643 ✓	9151006-5	69,480	34.74
T55T9C NJ	NYG 1886634 ✓	9151008-1	55,760	27.88
1604B8 NY	NYG 1886598 ✓	9151013-1	61,120	30.56
21150 PA	NYG 1886625 ✓	9151010-7	60,580	30.29
AC15548 NY	NYG 1886616 ✓	9151011-5	63,980	31.99
AE40901	NYG 1886697 ✓	9151000-8	50,480	25.24
2950B7 NY	NYG 1886832 ✓	9120997-3	56,160	28.08
2938B7 NY	NYG1886823 ✓	9120996-5	57,420	28.71
AB768 NY	NYG 1886688 ✓	9151016-4	69,820	34.91
16404BA NY	NYG 1886814 ✓	9151038-8	61,853	30.93
AC15548 NY	NYG 1886805 ✓	9151037-0	65,660	32.83
AD27945 NY	NYG 1886796 ✓	9151036-2	60,900	30.45
AC30292 NY	NYG 1886859 ✓	9120998-1	20,900	10.45
Totals:			**1,541,333**	**770.667**

Users/Eric/docs/AK Allen/IRM/Dirt

GSI ENVIRONNEMENT
1471 boul. Lionel-Boulet
Varennes (Québec) J3X 1P7
Tél. : (450) 929-4949 Fax : (450) 929-1659
Courriel : montreal@gsienv.ca

CONFIDENTIEL – CONFIDENTIAL – CONFIDENCIAL

Ce message est strictement réservé à l'usage du destinataire. Si ce message vous est parvenu par erreur, veuillez nous téléphoner.

This message is strictly reserved for the use of the individual mentioned. In the event of a transmission error, please call us.

Este mensaje está estrictamente reservado para el uso del destinatario. Si este mensaje le llega por error, por favor avisenos telefónicamente.

AVIS DE TRANSMISSION PAR TÉLÉCOPIEUR
TELEFAX TRANSMISSION SHEET
AVISO DE TRANSMISION POR FAX

Destinataire / To / Destinatario : Bo Iwaskiw Capitol	**Expéditeur / From / De :** Daniel Bourque
N° Fax : (201) 358-0617	**Date / fecha :** 27 janvier 2004
Sujet / Subject / Asunto ***Certificate of treatment***	**Nombre de pages incluant celle-ci / Number of pages including this one/ número de páginas incluyendo esta :** 3

As requested. Please find enclosed a certificate of treatment that includes all loads from Mineola in a single certificate.

I have looked into the discrepancy in manifest numbers. The canadian manifest number that was in the original certificate of treatment written as 9151015-5 is actually **9151015-6.**

Manifest 9151015-5 does not exist and was a typing mistake in the original Sherbrooke compilation.

The NY manifest for that same load should have read **NYG1886679** and not NYG1886789 (another mistake from the original compilation.) NYG1886789 does not exist.

I apologize for any inconvience this may have caused you or your client.

If there is anything else, please do not hesitate to let me know.

Daniel Bourque, M. Sc.
Chargé de projet
Gestion de matières industrielles.

Note : Si le message ne vous parvient pas en bonne condition, veuillez nous aviser. Merci.
If you have not received all the pages, please call us. Thank you.
Si no ha recibido todas las páginas enunciadas, por favor llámenos

GSI ENVIRONNEMENT

Sherbrooke, January 27th, 2004

Treatment Certificate

GSI Environnement Inc. hereby confirms having received the contaminated soil described on this certificate at its Centre d'Essais et de Démonstration de Technologies Environnementales (C.E.D.T.E.) located in Sherbrooke's Techno-Parc. The contaminated soil was treated in compliance with GSI's certificate of authorization issued by the Ministère de l'Environnement du Québec and managed in compliance with all applicable laws and regulations.

GSI has taken ownership of the soil from the moment the soil was unloaded at its facility.

The contaminated soil which is the object of this certificate is the following :

Exportor : A. K. Allen Company
225, E 2nd street
Mineola, NY
USA
11579

Notice number : 104769, line 1

Date received | Total Quantity of soil treated

SEE ATTACHED COMPILATION

Daniel Bourque, M. Sc.
Project manager
Industrial Waste Management

Encl.

855, rue Pépin
Sherbrooke (Québec) J1L 2P8
Tél.: (819) 829-0101
Téléc.: (819) 829-2717

1471, boul. Lionel-Boulet, bur. 20
Varennes (Québec) J3X 1P7
Tél.: (450) 929-4949
Téléc.: (450) 929-1659

420, boul. Charest Est, Bureau 320
Québec (Québec) G1K 8M4
Tél.: (418) 872-4227
Téléc.: (418) 872-0149

JAN-27-2004 15:11 GSI ENVIRONNEMENT

Soil received from A. K. Allen, Mineola, NY

Exporter:	A. K. Allen, (client Capitol)
Generator:	A. K. Allen, Mineola, NY
Notice number:	104769, line 1
Reference number:	PAD2003-55
International Waste Identification Code:	Q15//D9//S22//C41//H11//A233
Description of the soil:	contaminated soil (F001, F002)

	tons	Canadian manifest number	US manifest number	Date received
Quantity received per manifest:	28,190	9151002-4	NYG1886769	July 1, 2003
	30,330	9151034-7	NYG1886742	July 1, 2003
	~~30,859~~ 30,890	9151033-9	NYG1886733	July 1, 2003
	27,140	EW 9151003-2	NYG1886778	July 1, 2003
	32,480	9151035-4	NYG1885751	July 1, 2003
	32,010	9151032-1	NYG1886724	July 1, 2003
	28,350	9151031-3	NYG1886715	July 1, 2003
	23,800	9151030-5	NYG1886706	July 1, 2003
	30,560	9151013-1	NYG1886598	July 15, 2003
	27,880	9151008-1	NYG1886634	July 15, 2003
	35,200	9151012-3	NYG1886607	July 15, 2003
	30,320	9151001-6	NYG1886787	July 15, 2003
	30,140	9151004-0	NYG1886661	July 15, 2003
	28,380	9151015-6	NYG1886679	July 15, 2003
	25,240	9151000-8	NYG1886697	July 15, 2003
	30,290	9151010-7	NYG1886625	July 15, 2003
	31,990	9151011-5	NYG1886616	July 15, 2003
	36,380	9151005-7	NYG1886652	July 15, 2003
	34,740	9151006-5	NYG1886643	July 15, 2003
	30,927	9151038-8	NYG1886814	October 16, 2003
	34,910	9151016-4	NYG1886688	October 16, 2003
	32,830	9151037-0	NYG1886805	October 16, 2003
	30,450	9151036-2	NYG1886796	October 16, 2003
	28,080	9120997-3	NYG1886832	October 17, 2003
	28,710	9120996-5	NYG1886823	October 17, 2003
	10,450	9120998-1	NYG1886859	October 21, 2003
Total quantity of soil received:	~~770,636~~ 770,667			

EW

NYG 1886814

STATE OF NEW YORK
DEPARTMENT OF ENVIRONMENTAL CONSERVATION
DIVISION OF SOLID & HAZARDOUS MATERIALS

HAZARDOUS WASTE MANIFEST

P.O. Box 12820, Albany, New York 12212

Please type or print. Do not staple

Hazardous Waste Manifest (Rev.)

UNIFORM HAZARDOUS WASTE MANIFEST

1. Generator's US EPA ID No.: NYD002038049 | Manifest Doc. No.: 86814
2. Page 1 of 1

Information within heavy bold line is not required by Federal Law

3. Generator's Name and Mailing Address
A.K. Allen Company
255 Second St., Mineola, NY 11501

4. Generator's Telephone Number (516) 747-5450

A. NYG 1886814

B. Generator's ID: SAME

5. Transporter 1 (Company Name): Page ETC, Inc
6. US EPA ID Number: NYD986969947

C. State Transporter's ID: 7A-296/16048

D. Transporter's Telephone (800) 230-3037

7. Transporter 2 (Company Name):
8. US EPA ID Number:

E. State Transporter's ID:

F. Transporter's Telephone ( )

9. Designated Facility Name and Site Address
GSI Environment, Inc.
855 Pepin Street
Sherbrooke Quebec Canada J1L2P8

10. US EPA ID Number: 7610-05-01-009050305000873

G. State Facility ID:

H. Facility Telephone (819) 829-0101

11. US DOT Description (Including Proper Shipping Name, Hazard Class and ID Number)	12. Containers Number	Type	13. Total Quantity	14. Unit Wt/Vol	I. Waste No.
a. Hazardous Waste, Solid, N.O.S., 9, NA3077, III (Tetrachloroethene)	001	DT	EST XX XZ2	T	EPA [illegible] STATE [illegible]
b.					EPA STATE
c.					EPA STATE
d.					EPA STATE

J. Additional Descriptions for Materials listed Above
a. Also: F001, F002 ERG171
b.
c.
d.

K. Handling Codes for Wastes Listed Above
a. T
b.
c.
d.

15. Special Handling Instructions and Additional Information
Departure City/State: Champlain NY
Date: 10/15/03 Time:
Signature: G. L. White
Emergency Contact: Capitol Environmental Services (302)652-8999 EPA Notice#379/02

16. GENERATOR'S CERTIFICATION: I hereby declare that the contents of this consignment are fully and accurately described above by proper shipping name and are classified, packed, marked and labeled, and are in all respects in proper condition for transport by highway according to applicable international and national government regulations and state laws and regulations. conforms to the terms of attached EPA acknowledgment of Consent
If I am a large quantity generator, I certify that I have a program in place to reduce the volume and toxicity of waste generated to the degree I have determined to be economically practicable and that I have selected the practicable method of treatment, storage, or disposal currently available to me which minimizes the present and future threat to human health and the environment; OR if I am a small quantity generator, I have made a good faith effort to minimize my waste generation and select the best waste management method that is available to me and that I can afford.

Printed/Typed Name: DANIEL PALLADINO | Signature: [signature] | Mo. 10 Day 15 Year 03

17. Transporter 1 Acknowledgement of Receipt of Materials
Printed/Typed Name: Gordon L. White | Signature: Gordon L. White | Mo. 10 Day 15 Year 03

18. Transporter 2 Acknowledgement of Receipt of Materials
Printed/Typed Name: | Signature: | Mo. Day Year

19. Discrepancy Indication Space
30.93 61,853 lbs

20. Facility Owner or Operator: Certification of receipt of hazardous materials covered by this manifest except as noted in Item 19.
Printed/Typed Name: Yves Beaudin | Signature: [signature] | Mo. 10 Day 16 Year 03

GENERATOR

TRANSPORTER

FACILITY

Case of emergency or spill immediately call the National Response Center (800) 424-8802 and the NYS Department of Environmental Conservation (518) 457-7362

MANIFEST - MANIFESTE

This Manifest conforms to all Federal and Provincial transport and environmental legislation requiring manifesting.
Ce manifeste est conforme aux législations fédérale et provinciale sur l'environnement et le transport, requérant un manifeste

Manifest Reference No. / N° de référence du manifeste: **9151038-8**

A Consignor (Generator) / Expéditeur (Producteur)
Provincial ID No. / N° d'id. provincial: NYD 002038040
Company name / Nom de l'entreprise: A.K. Allen company inc
Mailing address / Adresse postale: 255 E 2nd Street Mineola NY 11501
Shipping site address / Origine de l'expédition: 255 E 2nd AStreet
City / Ville: Mineola | Province: NY | Postal code / Code postal: 11501

Intended consignee / Destinataire prévu: GSI Environnement
Provincial ID No. / No d'id. provincial: 1146767646
Address / Adresse: 855 rue Pepin
City / Ville: Sherbrooke | Province: Qc | Postal code / Code postal: J1L 2P8
Receiving site address / Destination de l'expédition: 855 rue Pepin
City / Ville: Sherbrooke | Province: Qc | Postal code / Code postal: J1L 2P8

B Carrier / Transporteur
Provincial ID No. / N° d'id. provincial: R-519567-3
Company name / Nom de l'entreprise: Page ETC, Inc
Address / Adresse: 2758 Trombley Rd
City / Ville: Weedsport | Prov.: NY | Postal code / Code postal: 13166

	Registration No. / N° d'immatriculation	Prov.
Vehicle / Véhicule	26990-PA	NY
Trailer/Rail Car No. 1 / 1er remorque – wagon	160438	NY
Trailer/Rail Car No. 2 / 2e remorque – wagon		

Point of entry / Point d'entrée: LaColle
Point of exit / Point de sortie: Champlain

Carrier Certification: I declare that I have received waste as offered by the consignor in Part A for delivery to the intended consignee and that the information contained in Part B is complete and correct. / Déclaration du transporteur: J'atteste avoir reçu les déchets offerts par l'expéditeur dans la partie A en vue de leur livraison au destinataire choisi et que les renseignements inscrits à la partie B sont exacts et complets.

Year / Année: 03 | Month / Mois: 10 | Day / Jour: 15
Name of authorized person (print) / Nom de l'agent autorisé (caractères d'imprimerie): Gordon L. Whitt
Signature: Gordon L. Whitt
Tel. No. / N° de tél.: (800) 230-5037

Reference nos. of other Manifest(s) used / N°s de références des autres manifestes utilisés: NYG 188614

C Consignee (Receiver) / Destinataire (Réceptionnaire)
Provincial ID No. / N° d'id. provincial:
Consignee information same as Intended Consignee in Part A / L'information à fournir par le destinataire est la même qu'en A
☐ Yes / Oui ☐ No, complete the boxed area below / Non, compléter la boîte ci-dessous
Company name / Nom de l'entreprise:
Address / Adresse:
City / Ville: | Province: | Postal code / Code postal:
Receiving site address / Destination de l'expédition:
City / Ville: | Province: | Postal code / Code postal:

Date received / Date de réception: Year / Année | Month / Mois | Day / Jour
Time / Heure: ☐ A.M. ☐ P.M.

Physical state / État physique	Shipping name of waste / Appellation réglementaire du déchet	Waste identification / Identification du déchet: Provincial No. / N° (Quebec-Ontario only) (Québec-Ontario seul)	TDGA/PIN LTMD/NIP	Quantity shipped / Quantité expédiée	Units L or kg / unités	Classification	Packing group / Groupe d'emballage	Packaging / Contenants: No. / Nbre	Codes int - ext.	Quantity received / Quantité reçu	Units L or kg / unités	Identity any shipment discrepancy problems. Attach addendum if necessary. / Indiquer toute différence relative à l'expédition. Annexer une feuille au besoin.	Handling code / Code de manutention	Decontamination / Décontamination: Packaging / Contenants Yes / Oui	No / Non	Vehicle / Véhicule Yes / Oui	No
5	Environmentally hazardous waste substance, solid, N.O.S (TEC contaminated soil)	N/A	UN3077	EST 20 000	kg	9	III	1	03								

Special handling/Emergency instructions / Manutention spéciale/instructions d'urgence: ☐ Attached / Ci-jointes ☐ Below / Ci-dessous
Notice 104769 line 1
Emergency #819-829-0101-GSI

Circulation no. – Quebec only / N° de circulation – Réservée au Québec

If handling code "Other" (specify) / Si code de manutention "divers" spécifier:
If waste to be transferred, specify intended company name / Si les déchets doivent être transférés, préciser le nom du destinataire:
Provincial ID No. / N° d'id. provincial:
Address / Adresse: | City / Ville: | Prov.:

Date shipped / Date d'expédition: Year / Année 03 | Month / Mois 10 | Day / Jour 15
Time / Heure: ☑ A.M. ☐ P.M.
Scheduled arrival date / Date d'arrivée prévue: Year / Année 03 | Month / Mois 10 | Day / Jour 16

***Consignor Certification**: I declare that the information contained in Part A is correct and complete.*
***Déclaration de l'expéditeur**: Je déclare que tous les renseignements à la partie A sont véridiques et complets.*

Name of authorized person (print) / Nom de l'agent autorisé (caractères d'imprimerie): David Dalladdino
Signature:
Tel. no. / N° de tél.: (516) 747-5450

Consignee Certification: I declare that the information contained in Part C is correct and complete. / Déclaration du l'expéditeur: Je déclare que tous les renseignements à la partie C sont véridiques et complets.
Name of authorized person (print) / Nom de l'agent autorisé (caracteres d'imprimerie):
Signature:
Tel. no. / N° de tél.: ( )

MOE 04-1917 (12/01)

Instructions for completion and distribution on reverse / Instructions pour compléter et distribuer au verso

Copy/Copie 1 (white/blanche

BIG DOG SCALES

B 11-87 Truck Plaza Inc.
Exit 42 1/4 West on Rt. 11
Champlain, N.Y., 12919
hone 518-298-8866 (518-298-5682 fax)

Date: 10/15/03

pany Page E.T.U. Inc. Tk# 6668

State Trl# 2732

UC

Scale 1	10980 lb G1
Scale 2	38540 lb G2
Scale 3	45380 lb G3
TOTAL	94900 lb GT

94900

WEIGHED ON CARDINAL SCALES

Weighed By: [signature]

30.93

N.Y.S. Certified

PY

- Allen -

0545

GSI ENVIRONNEMENT

855 Pepin Street
Sherbrooke, Quebec J1L 2P8
Tel.: (819) 829-0101 / Fax: (819) 829-2717
E-mail: sherbrooke@gsienv.ca

WASTE TRANSPORTATION MANIFEST

CONTAMINATED ☑
NON CONTAMINATED ☐

CLIENT: Capitol **PROJECT:** 2003-103
DATE: ___/___/___ **HOUR:** _____

SHIPPER/LOADING:
NAME: AK Allen Co
ADDRESS: 255 second St, Mineola, NY
TEL.: 201-358-0709
CONTACT PERSON: Bo Larsskin

CONSIGNEE/UNLOADING:
NAME: GSI ENVIRONNEMENT INC.
ADDRESS: 855 Pepin Street, Sherbrooke, Quebec, J1L 2P8
TEL.: (819) 829-0101
CONTACT PERSON: Roger D'Amours

TRANSPORTER: Page ETC inc.
DRIVER: FRANSCHICO
I.D. NUMBER: 27339 PA NY
TYPE OF TRUCK: Semi
SIGNATURE: [signature]
QUANTITY:
GROSS MASS: 88260
MASS OF TRUCK: 30840
NET MASS: 57,420 lbs

SOIL ☑ **SLUDGE** ☐
OTHER ☐

PHYSICAL CONDITION:
DRY ☐ HUMID ☐ MUDDY ☐

TYPE OF RESIDUE: (Description)
CLAY ☐
SAND ☐
GRAVEL ☐

WATER:
APPROX. VOLUME: _____ CUBIC METERS
FREE PHASE: YES ☐ NO ☐

SAMPLES FOR ANALYSIS: 3 20,444
YES ☑ NO ☐
SAMPLE NO.:

CONTAMINANT(S):
VOC ☐ Oil & Grease (Mineral) ☑
PAH ☐ Heavy Metals ☐
OTHERS: ☑ BTC

ORGANOLEPTIC OBSERVATIONS:
ODOR:
Light ☐ Average ☐ Persistent ☐
VISUAL:
Normal ☐ Abnormal ☐
COLOUR:

ACCEPTANCE AT RECEIVING SITE:
SIGNATURE: [signature]
DATE: 10/17/03
HOUR:

Liner : Yes ☑ No ☐
Trailer decontamination : Yes ☑ _____ Initials

Weight slip : 0474 + 6983 8039
U.S. Manifest : NYG 1886823
Can. Manifest : 912096-5

White Copy: Administration Yellow Copy : Customer Gold Copy : Project Manager Pink Copy: Transportation

C:/DATA/DIVERS/2000/TRANSPORT MANIFEST/LEE

SHIPPER

SHIPPER: A.K. Allen Company Inc.

ORIGIN: Mineola NY

LOADING

TIME IN	TIME OUT	DATE
		10/16

BY _____ PLEASE SIGN FULL NAME – NO INITIALS

BEFORE LOADING – THE FOLLOWING MUST BE COMPLETED:
TRAILER HAS BEEN SWEPT CLEAN, IS FREE FROM FOREIGN MATERIAL AND TARP IS IN ACCEPTABLE CONDITION.

DRIVER SIGNATURE _____ LOADER SIGNATURE _____

COMMODITY HAZ WASTE SOIL

CONSIGNEE

CONSIGNEE: GSI ENVRIO INC.

DESTINATION: SHERBROOKE PQ

UNLOADING

TIME IN	TIME OUT	DATE
7:30	8:30	10/17

THE PAGE COMPANIES
Trombley Road, P.O. Box 920
Weedsport, New York 13166
(315) 834-6681 • 800-233-2126

TRUCK NO.	DRIVER NAME
0474	[illegible]

RECEIVED ABOVE MATERIAL IN GOOD ORDER

CONSIGNEE NAME: Beaudoin

BY [signature] PLEASE SIGN FULL NAME – NO INITIALS

CONSIGNEE COPY DELIVERY RECEIPT

DISPATCH NUMBER

SHIPPER NUMBER 86823

SHIPPER WEIGHT - LBS.

G	88260
T	30840
N	57420 EST

CONSIGNEE NUMBER —

CONSIGNEE WEIGHT - LBS.

G	88260
T	30840
N	57420

BIG DOG SCALES

NB 11-87 Truck Plaza Inc.
Exit 42 1/4 West on Rt. 11
Champlain, N.Y., 12919
Phone 518-298-8866 (518-298-5682 fax)

Date: 10/16/03

Company Page

Tk# 0474

City

State

Trl# 1160

Scale 1	11260 lb	G1
Scale 2	36360 lb	G2
Scale 3	40640 lb	G3
TOTAL	88260 lb	GT

WEIGHED ON CERTIFIED SCALES

Weighed By:

N.Y.S. Certified

COPY

69238039

TICKET NUMBER

CAT SCALE

CERTIFIED AUTOMATED TRUCK SCALE

CAT SCALE COMPANY
P.O. BOX 630
WALCOTT, IA 52773
(563) 284-6263
www.catscale.com

PUBLIC WEIGHMASTER'S CERTIFICATE OF WEIGHT & MEASURE

THE CAT SCALE GUARANTEE

The CAT Scale Company guarantees that our scales will give an accurate weight. What makes us different from other scale companies is that we back up our guarantee with cash.

"WEIGH WHAT WE SAY OR WE PAY"

If you get an overweight fine from the state AFTER one of our CAT Scales showed a legal weight, we will immediately check our scale and we will:

(1) Reimburse you for the cost of the overweight fine if our scale is wrong, **OR**
(2) A representative of CAT Scale Company will appear in court WITH the driver as an expert witness if we believe our scale was correct.

CAT SCALE COLLECTOR CARD INSIDE!

IF YOU SHOULD GET AN OVERWEIGHT FINE, YOU SHOULD DO THE FOLLOWING TO GET THE PROBLEM RESOLVED:

1) Post bond and request a court date.
2) Or call CAT Scale Company direct 24 hours a day at 1-877-CAT-SCALE (Toll Free)
3) **IMMEDIATELY** send a copy of the citation, CAT Scale Ticket, your name, company, address, and phone number to CAT Scale Company Attn: Citation Dept.

* The four weights shown below are separate weights. The GROSS WEIGHT is the CERTIFIED WEIGHT and was weighed on a full length platform scale.

DATE: 10/15/03

SCALE LOCATION: CAT 697
FULTONVILLE SUPER
I-90 @ EXIT 28
FULTONVILLE, NY

STEER AXLE	10620 lb
DRIVE AXLE	12180 lb
TRAILER AXLE	8040 lb
* GROSS WEIGHT	30840 lb

IMPRINT SEAL HERE (IF APPLICABLE)

This is to certify that the following described merchandise was weighed, counted, or measured by a public or deputy weighmaster, and when properly signed and sealed shall be prima facia evidence of the accuracy of the weight shown as prescribed by law.

LIVESTOCK, PRODUCE, PROPERTY, COMMODITY, OR ARTICLE WEIGHED _____

COMPANY PAGE TRACTOR # 0474 TRAILER # 1160

FEE 8.00 WEIGHMASTER OR WEIGHER SIGNATURE Bill Montana FULL WEIGH TICKET # (IF REWEIGH) _____

DRIVER IN TRUCK UNLESS CHECKED HERE: ___

CUSTOMER COPY

© CAT SCALE COMPANY® 07/02

MANIFEST - MANIFESTE

This Manifest conforms to all Federal and Provincial transport and environmental legislation requiring manifesting.
Ce manifeste est conforme aux législations fédérale et provinciale sur l'environnement et le transport, requérant un manifeste.

Manifest Reference No.
N° de référence du manifeste **9120996-5**

A Consignor (Generator) Expediteur (Producteur) — Provincial ID No. / N° d'id. provincial

Company name / Nom de l'entreprise

Mailing address / Adresse postale — City / Ville — Province — Postal code / Code postal

Shipping site address / Origine de l'expédition

City / Ville — Province — Postal code / Code postal

Intended consignee / Destinataire prévu — Provincial ID No. / No d'id. provincial

Address / Adresse — City / Ville — Province — Postal code / Code postal

Receiving site address / Destination de l'expédition

City / Ville — Province — Postal code / Code postal

B Carrier Transporteur — Provincial ID No. / N° d'id. provincial

Company name / Nom de l'entreprise

Address / Adresse

City / Ville — Prov. — Postal code / Code postal

	Registration No. / N° d'immatriculation	Prov.
Vehicle / Véhicule		
Trailer/Rail Car No. 1 / 1er remorque – wagon		
Trailer/Rail Car No. 2 / 2e remorque – wagon		

Point of entry / Point d'entrée — Point of exit / Point de sortie

Carrier Certification: *I declare that I have received waste as offered by the consignor in Part A for delivery to the intended consignee and that the information contained in Part B is complete and correct. / **Déclaration du transporteur** : J'atteste avoir reçu les déchets offerts par l'expéditeur dans la partie A en vue de leur livraison au destinataire choisi et que les renseignements inscrits à la partie B sont exacts et complets.*

Year / Année — Month / Mois — Day / Jour — Name of authorized person (print) / Nom de l'agent autorisé (caractères d'imprimerie)

Signature — Tel. No. / N° de tél. ( )

Reference nos. of other Manifest(s) used / N°'s de références des autres manifestes utilisés

C Consignee (Receiver) Destinataire (Réceptionnaire) — Provincial ID No. / N° d'id. provincial

Consignee information same as Intended Consignee in Part A
L'information à fournir par le destinataire est la même qu'en A
☑ Yes / Oui ☐ No, complete the boxed area below / Non, compléter la boîte ci-dessous

Company name / Nom de l'entreprise

Address / Adresse

City / Ville — Province — Postal code / Code postal

Receiving site address / Destination de l'expédition

City / Ville — Province — Postal code / Code postal

Date received / Date de reception — Year / Année — Month / Mois — Day / Jour — Time / Heure ☐ A.M. ☐ P.M.

Physical state / État physique	Shipping name of waste / Appellation réglementaire du déchet	Waste identification / Identification du déchet: Provincial No. / N° (Quebec-Ontario only) (Quebec-Ontario seul)	TDGA/PIN LTMD/NIP	Quantity shipped / Quantité expédiée	Units L or ou kg unites	Classification	Packing group / Groupe d'emballage	Packaging / Contenants: No. Nbre	Codes int.-ext.	Quantity received / Quantité reçu	Units L or ou kg unites	Identify any shipment discrepancy problems. Attach addendum if necessary. / Indiquer toute différence relative à l'expédition. Annexer une feuille au besoin.	Handling code / Code de manutention	Decontamination / Décontamination: Packaging / Contenants Yes / Oui	Packaging / Contenants No / Non	Vehicle / Véhicule Yes / Oui	Vehicle / Véhicule No / Non

Special handling/Emergency instructions / Manutention spéciale/instructions d'urgence — ☐ Attached / Ci-jointes ☐ Below / Ci-dessous

Circulation no. – Quebec only / N° de circulation – Réservée au Québec

If handling code "Other" (specify) / Si code de manutention "divers", spécifier

If waste to be transferred, specify intended company name / Si les déchets doivent être transférés, préciser le nom du destinataire — Provincial ID No. / N° d'id. provincial

Address / Adresse — City / Ville — Prov.

Date shipped / Date d'expédition — Year / Année — Month / Mois — Day / Jour — Time / Heure ☐ A.M. ☐ P.M.

Scheduled arrival date / Date d'arrivée prévue — Year / Année — Month / Mois — Day / Jour

Consignor Certification: *I declare that the information contained in Part A is correct and complete.*
Déclaration de l'expéditeur *: Je déclare que tous les renseignements à la partie A sont veridiques et complets.*

Name of authorized person (print) / Nom de l'agent autorisé (caractères d'imprimerie) — Signature — Tel. no. / N° de tél. ( )

Consignee Certification: *I declare that the information contained in Part C is correct and complete.*
Déclaration du l'expéditeur *: Je déclare que tous les renseignements à la partie C sont véridiques et complets.*

Name of authorized person (print) / Nom de l'agent autorisé (caractères d'imprimerie)

Signature — Tel. no / N° de tél. ( )

MOE 04-1917 (12/01)

Mailed by Consignee to Consignor - Postée par le destinataire à l'expéditeur

Copy / Copie 6 (brown / brun)

STATE OF NEW YORK
DEPARTMENT OF ENVIRONMENTAL CONSERVATION
DIVISION OF SOLID & HAZARDOUS MATERIALS

HAZARDOUS WASTE MANIFEST

P.O. Box 12820, Albany, New York 12212

Please type or print. Do not staple

(Hazardous Waste Manifest 1/5/99)

UNIFORM HAZARDOUS WASTE MANIFEST

1. Generator's US EPA ID No.: NYD980286446
Manifest Doc. No.: 00079
2. Page 1 of
Information within heavy bold line is not required by Federal Law.

A. NYG 1886679

3. Generator's Name and Mailing Address
A.R. Allen Company
250 Second St., Mineola, NY 11501

B. Generator's ID: SAME

4. Generator's Telephone Number (516) 747-5850

5. Transporter 1 (Company Name): Page ETC, Inc
6. US EPA ID Number: NYD986994

C. State Transporter's ID: 25037-NY
D. Transporter's Telephone (800) 250-5037

7. Transporter 2 (Company Name)
8. US EPA ID Number

E. State Transporter's ID
F. Transporter's Telephone ( )

9. Designated Facility Name and Site Address
Gil Environment, Inc.
855 Pepin Street
Sherbrooke Quebec Canada J1L2P8

10. US EPA ID Number: 7610-05-01-
0050583052000073

G. State Facility ID
H. Facility Telephone (819) 829-0101

11. US DOT Description (Including Proper Shipping Name, Hazard Class and ID Number)	12. Containers Number	Type	13. Total Quantity	14. Unit Wt/Vol	I. Waste No.
a. Hazardous Waste, Solid, N.O.S., 9, NA3077, III (Tetrachloroethene)	001	DT	057	T	EPA D026 / STATE
b.					EPA / STATE
c					EPA / STATE
d.					EPA / STATE

J. Additional Descriptions for Materials listed Above
a Also: F001, F002 EPA ID#
b
c
d

K. Handling Codes for Wastes Listed Above
a
b
c
d

15. Special Handling Instructions and Additional Information
Date: 7/19/03 Time:
Departure Time: Signature:
Emergency Contact: Capital Environmental Services (302) 652-8999 EPA Notice #370.42

16. GENERATOR'S CERTIFICATION: I hereby declare that the contents of this consignment are fully and accurately described above by proper shipping name and are classified, packed, marked and labeled, and are in all respects in proper condition for transport by highway according to applicable international and national government regulations and state laws and regulations. Conform to the terms of attached EPA acknowledgment of Consent. If I am a large quantity generator, I certify that I have a program in place to reduce the volume and toxicity of waste generated to the degree I have determined to be economically practicable and that I have selected the practicable method of treatment, storage, or disposal currently available to me which minimizes the present and future threat to human health and the environment; OR if I am a small quantity generator, I have made a good faith effort to minimize my waste generation and select the best waste management method that is available to me and that I can afford.

Printed/Typed Name | Signature | Mo. | Day | Year

17. Transporter 1 Acknowledgement of Receipt of Materials
Printed/Typed Name: Todd Schum | Signature | Mo. | Day | Year

18. Transporter 2 Acknowledgement of Receipt of Materials
Printed/Typed Name | Signature | Mo. | Day | Year

19. Discrepancy Indication Space
567 Gal 28.38 Tons

20. Facility Owner or Operator: Certification of receipt of hazardous materials covered by this manifest except as noted in Item 19.
Printed/Typed Name: Jonathan Yates | Signature | Mo. | Day | Year: 07 | 14 | 03

GENERATOR
TRANSPORTER
FACILITY

In case of emergency or spill immediately call the NYS Department of Environmental Conservation (716) 407-7504 or the NYS Department of Health (800) 424-8802

COPY 5—Generator—Mailed by TSD Facility

NYG1886796

STATE OF NEW YORK
DEPARTMENT OF ENVIRONMENTAL CONSERVATION
DIVISION OF SOLID & HAZARDOUS MATERIALS

HAZARDOUS WASTE MANIFEST

P.O. Box 12820, Albany, New York 12212

Please type or print. Do not staple

(Hazardous Waste Manifest US 99)

UNIFORM HAZARDOUS WASTE MANIFEST	1. Generator's US EPA ID No.	Manifest Doc. No.	2. Page 1 of	Information within heavy bold line is not required by Federal Law.
	NYD002038048	86796	1	

3. Generator's Name and Mailing Address
A.K. Allen Company
255 Second St., Mineola, NY 11501

4. Generator's Telephone Number (516) 747-5450

A. NYG1886796

B. Generator's ID: SAME

5. Transporter 1 (Company Name): Page ETC, Inc

6. US EPA ID Number: NYD986969942

C. State Transporter's ID: 7A-296/AD2794

D. Transporter's Telephone (800) 230-5037

7. Transporter 2 (Company Name):

8. US EPA ID Number:

E. State Transporter's ID:

F. Transporter's Telephone ( )

9. Designated Facility Name and Site Address
GSI Environment, Inc.
855 Pepin Street
Sherbrooke Quebec Canada J1L2P8

10. US EPA ID Number: 7610-05-01-0098503050000873

G. State Facility ID:

H. Facility Telephone (819) 829-0101

11. US DOT Description (Including Proper Shipping Name, Hazard Class and ID Number)	12. Containers Number	Type	13. Total Quantity	14. Unit Wt/Vol	I. Waste No.
a. Hazardous Waste, Solid, N.O.S., 9, NA3077, III (Tetrachloroethene)	001	DT	EST XXX22	T	EPA ~~[illegible]~~ STATE D
b.					EPA STATE
c.					EPA STATE
d.					EPA STATE

J. Additional Descriptions for Materials listed Above
a. Also: F001, F002 ERG171
b.
c.
d.

K. Handling Codes for Wastes Listed Above
a. T
b.
c.
d.

15. Special Handling Instructions and Additional Information
Date: 10-15 Time:
Departure City/State: Champlain-NY Signature: [signature]
Emergency Contact: Capitol Environmental Services (302) 652-8999 EPA Notice#379/02

16. GENERATOR'S CERTIFICATION: I hereby declare that the contents of this consignment are fully and accurately described above by proper shipping name and are classified, packed, marked and labeled, and are in all respects in proper condition for transport by highway according to applicable international and national government regulations and state laws and regulations conforms to the terms of attached EPA acknowledgment of Consent. If I am a large quantity generator, I certify that I have a program in place to reduce the volume and toxicity of waste generated to the degree I have determined to be economically practicable and that I have selected the practicable method of treatment, storage, or disposal currently available to me which minimizes the present and future threat to human health and the environment; OR if I am a small quantity generator, I have made a good faith effort to minimize my waste generation and select the best waste management method that is available to me and that I can afford.

Printed/Typed Name	Signature	Mo.	Day	Year
Danzer Pallardo	[signature]	10	15	03

17. Transporter 1 Acknowledgement of Receipt of Materials

Printed/Typed Name	Signature	Mo.	Day	Year
Thomas Sackett	[signature]	10	15	03

18. Transporter 2 Acknowledgement of Receipt of Materials

Printed/Typed Name	Signature	Mo.	Day	Year

19. Discrepancy Indication Space
30.45 Tons 60,900 lbs

20. Facility Owner or Operator: Certification of receipt of hazardous materials covered by this manifest except as noted in Item 19

Printed/Typed Name	Signature	Mo.	Day	Year
Yves Bernadin	[signature]	10	16	03

GENERATOR

TRANSPORTER

FACILITY

Case of emergency or spill immediately call the National Response Center (800) 424-8802 and the NYS Department of Environmental Conservation (518) 457-7362

MANIFEST - MANIFESTE

This Manifest conforms to all Federal and Provincial transport and environmental legislation requiring manifesting.
Ce manifeste est conforme aux législations fédérale et provinciale sur l'environnement et le transport, requérant un manifeste.

Manifest Reference No. / Nº de référence du manifeste: **9151036-2**

A Consignor (Generator) / Expéditeur (Producteur)
Provincial ID No. / Nº d'id. provincial: NYD002038040
Company name / Nom de l'entreprise: A.K. Allen Company inc
Mailing address / Adresse postale: 255 E 2nd Street Mineola NY 11501
Shipping site address / Origine de l'expédition: 255 E 2nd Street
City / Ville: Mineola | Province: NY | Postal code / Code postal: 11501
Intended consignee / Destinataire prévu: GSI Environnement
Provincial ID No. / No d'id. provincial: 1146767646
Address / Adresse: 855 rue Pepin
City / Ville: Sherbrooke | Province: Qc | Postal code / Code postal: J1L 2P8
Receiving site address / Destination de l'expédition: 855 rue Pepin
City / Ville: Sherbrooke | Province: Qc | Postal code / Code postal: J1L 2P8

B Carrier / Transporteur
Provincial ID No. / Nº d'id. provincial: R-519567-3
Company name / Nom de l'entreprise: Page ETC, INC
Address / Adresse: 2758 Trombley Rd
City / Ville: Weedsport | Prov.: NY | Postal code / Code postal: 13166

	Registration No. / Nº d'immatriculation	Prov.
Vehicle / Véhicule	21150-PA	NY
Trailer/Rail Car No. 1 / 1er remorque - wagon	AD 27945	NY
Trailer/Rail Car No. 2 / 2e remorque - wagon		

Point of entry / Point d'entrée: LaColle
Point of exit / Point de sortie: Champlain

Carrier Certification: I declare that I have received waste as offered by the consignor in Part A for delivery to the intended consignee and that the information contained in Part B is complete and correct. / Déclaration du transporteur : J'atteste avoir reçu les déchets offerts par l'expéditeur dans la partie A en vue de leur livraison au destinataire choisi et que les renseignements inscrits à la partie B sont exacts et complets.

Year / Année: 03 | Month / Mois: 10 | Day / Jour: 15
Name of authorized person (print) / Nom de l'agent autorisé (caractères d'imprimerie): Thomas Stickeit
Signature: [signature]
Tel. No. / Nº de tél.: (800) 230-5037

Reference nos. of other Manifest(s) used / Nº's de références des autres manifestes utilisés: NYG 1886796

C Consignee (Receiver) / Destinataire (Réceptionnaire)
Provincial ID No. / Nº d'id. provincial:
Consignee information same as Intended Consignee in Part A / L'information à fournir par le destinataire est la même qu'en A: ☐ Yes / Oui ☐ No, complete the boxed area below / Non, compléter la boîte ci-dessous
Company name / Nom de l'entreprise:
Address / Adresse:
City / Ville: | Province: | Postal code / Code postal:
Receiving site address / Destination de l'expédition:
City / Ville: | Province: | Postal code / Code postal:

Date received / Date de réception: Year / Année | Month / Mois | Day / Jour
Time / Heure: ☐ A.M. ☐ P.M.

Physical state / État physique	Shipping name of waste / Appellation réglementaire du déchet	Waste identification / Identification du déchet: Provincial No. / Nº (Quebec-Ontario only) (Quebec-Ontario seul)	TDGA/PIN LTMD/NIP	Quantity shipped / Quantité expédiée	Units L or kg / ou kg unités	Classification	Packing group / Groupe d'emballage	Packaging Contenants: No. Nbre	Codes int.-ext.	Quantity received / Quantité reçu	Units L or kg / ou kg unités	Identify any shipment discrepancy problems. Attach addendum if necessary. / Indiquer toute différence relative à l'expédition. Annexer une feuille au besoin.	Handling code / Code de manutention	Decontamination / Décontamination: Packaging / Contenants Yes / Oui	No / Non	Vehicle / Véhicule Yes / Oui	No / Non
5	Environmentally hazardous waste substance, solid, N.O.S. (TEC contaminated soil)	N/A	UN3077	EST 20 000	kg	9	III	1	03								

Special handling/Emergency instructions / Manutention spéciale/instructions d'urgence: ☐ Attached / Ci-jointes ☐ Below / Ci-dessous
Notice 104769 line 1 Emergency #814-829-0101 - GSI

Circulation no. - Quebec only / Nº de circulation - Réservée au Québec

If handling code "Other" (specify) / Si code de manutention "divers" spécifier:
If waste to be transferred, specify intended company name / Si les déchets doivent être transférés, préciser le nom du destinataire:
Provincial ID No. / Nº d'id. provincial:
Address / Adresse: | City / Ville: | Prov.:

Date shipped / Date d'expédition: Year / Année | Month / Mois | Day / Jour: 03 | 10 | 15
Time / Heure: ☑ A.M. ☐ P.M.
Scheduled arrival date / Date d'arrivée prévue: Year / Année | Month / Mois | Day / Jour: 03 | 10 | 16

Consignor Certification: *I declare that the information contained in Part A is correct and complete.*
Déclaration de l'expéditeur : *Je déclare que tous les renseignements à la partie A sont véridiques et complets.*

Name of authorized person (print) / Nom de l'agent autorisé (caractères d'imprimerie): DANA PALLADINO
Signature: [signature]
Tel. no. / Nº de tél.: (516) 747-5450

Consignee Certification: I declare that the information contained in Part C is correct and complete.
Déclaration du l'expéditeur: Je déclare que tous les renseignements à la partie C sont véridiques et complets.
Name of authorized person (print) / Nom de l'agent autorisé (caractères d'imprimerie):
Signature:
Tel. no. / Nº de tél.: ( )

MOE 04-1917 (12/01)

Instructions for completion and distribution on reverse / Instructions pour compléter et distribuer au verso

Copy / Copie 1 (white / blanche)

BIG DOG SCALES

(4)

IB 11-87 Truck Plaza Inc.
Exit 42 1/4 West on Rt. 11
Champlain, N.Y., 12919
Phone 518-298-8866 (518-298-5682 Fax)

Date: 10-15-03

mpany _____ Tk# _____

ty _____ State _____ Trl# _____

N/C

Scale 1	10340 lb	G1
Scale 2	40960 lb	G2
Scale 3	39900 lb	G3
TOTAL	91200 lb	GT

91200

WEIGHED ON CARDINAL SCALES

Weighed By: [signature]

30.45

N.Y.S. Certified

COPY

BIG DOG SCALES

(4.1)

B 11-87 Truck Plaza Inc.
Exit 42 1/4 West on Rt. 11
Champlain, N.Y., 12919
hone 518-298-8866 (518-298-5682 Fax)

Date: _____

mpany [signature] Tk# _____

ty _____ State _____ Trl# _____

Scale 1	10280 lb	G1
Scale 2	12100 lb	G2
Scale 3	7980 lb	G3
TOTAL	30300 lb	GT

30300

WEIGHED ON CARDINAL SCALES

Weighed By: [signature]

NYG1886688

STATE OF NEW YORK
DEPARTMENT OF ENVIRONMENTAL CONSERVATION
DIVISION OF SOLID & HAZARDOUS MATERIALS

HAZARDOUS WASTE MANIFEST

P.O. Box 12820, Albany, New York 12212

Please type or print. Do not staple

(Hazardous Waste Manifest) (2/98)

UNIFORM HAZARDOUS WASTE MANIFEST	1. Generator's US EPA ID No.	Manifest Doc. No.	2. Page 1 of	Information within heavy bold line is not required by Federal Law
	NYD002038040	86688	1	

3. Generator's Name and Mailing Address
A.K. Allen Company
255 Second St., Mineola, NY 11501

4. Generator's Telephone Number (516) 747-5450

A. NYG1886688

B. Generator's ID SAME

5. Transporter 1 (Company Name): Page ETC, Inc
6. US EPA ID Number: NYD986969947

C. State Transporter's ID: 7A-296/AB 76

D. Transporter's Telephone (800) 230-5037

7. Transporter 2 (Company Name)
8. US EPA ID Number

E. State Transporter's ID

F. Transporter's Telephone ( )

9. Designated Facility Name and Site Address
GSI Environment, Inc.
855 Pepin Street
Sherbrooke Quebec Canada J1L2P8

10. US EPA ID Number
7610-05-01-
0098503050000873

G. State Facility ID

H. Facility Telephone (819) 829-0101

11. US DOT Description (Including Proper Shipping Name, Hazard Class and ID Number)	12. Containers Number	Type	13. Total Quantity	14. Unit Wt/Vol	I. Waste No.
a. Hazardous Waste, Solid, N.O.S., 9, NA3077, III (Tetrachloroethene)	001	DT	EST 22	T	EPA ~~D001~~ STATE D
b.					EPA STATE
c.					EPA STATE
d.					EPA STATE

J. Additional Descriptions for Materials listed Above
a. Also: F001, F002 ERG171
b.
c.
d.

K. Handling Codes for Wastes Listed Above
a. T
b.
c.
d.

15. Special Handling Instructions and Additional Information
Date: 10-15-03 Time:
Departure City/State: Champlain NY Signature:
Emergency Contact: Capitol Environmental Services (302)652-8999 EPA Notice#379/02

16. GENERATOR'S CERTIFICATION: I hereby declare that the contents of this consignment are fully and accurately described above by proper shipping name and are classified, packed, marked and labeled, and are in all respects in proper condition for transport by highway according to applicable international and national government regulations and state laws and regulations. conforms to the terms of attached EPA acknowledgment of Consent
If I am a large quantity generator, I certify that I have a program in place to reduce the volume and toxicity of waste generated to the degree I have determined to be economically practicable and that I have selected the practicable method of treatment, storage, or disposal currently available to me which minimizes the present and future threat to human health and the environment; OR if I am a small quantity generator, I have made a good faith effort to minimize my waste generation and select the best waste management method that is available to me and that I can afford.

Printed/Typed Name: Dana Iacono
Signature:
Mo. 10 Day 15 Year 03

17. Transporter 1 Acknowledgement of Receipt of Materials
Printed/Typed Name: Ronald Hershaw
Signature:
Mo. 10 Day 15 Year 03

18. Transporter 2 Acknowledgement of Receipt of Materials
Printed/Typed Name
Signature
Mo. Day Year

19. Discrepancy Indication Space
34.91 69820 lbs

20. Facility Owner or Operator: Certification of receipt of hazardous materials covered by this manifest except as noted in item 19.
Printed/Typed Name: Yves Bernadin
Signature:
Mo. 10 Day 16 Year 03

GENERATOR

TRANSPORTER

FACILITY

case of emergency or spill immediately call the National Response Center (800) 424-8802 and the NYS Department of Environmental Conservation (518) 457-7362

MANIFEST - MANIFESTE

This Manifest conforms to all Federal and Provincial transport and environmental legislation requiring manifesting.
Ce manifeste est conforme aux législations fédérale et provinciale sur l'environnement et le transport, requérant un manifeste.

Manifest Reference No. / Nº de référence du manifeste: **9151016-4**

A Consignor (Generator) / Expéditeur (Producteur)
Provincial ID No. / Nº d'id. provincial: NYD002038040
Company name / Nom de l'entreprise: A.K. Allen Comapny inc
Mailing address / Adresse postale: 255 E 2nd Street NY Mineola 11501
Shipping site address / Origine de l'expédition: 255 E 2nd Street
City / Ville: Mineola Province: NY Postal code / Code postal: 11501

Intended consignee / Destinataire prévu: GSI Environnement
Provincial ID No. / No d'id. provincial: 1146767646
Address / Adresse: 855 rue Pepin City / Ville: Sherbrooke Province: Qc Postal code / Code postal: J1L 2P8
Receiving site address / Destination de l'expédition: 855 rue Pepin
City / Ville: Sherbrooke Province: Qc Postal code / Code postal: J1L 2P8

B Carrier / Transporteur
Provincial ID No. / Nº d'id. provincial: R519567-3
Company name / Nom de l'entreprise: Page ETC Inc
Address / Adresse: 2758 Trombley Rd
City / Ville: Weedsport Prov.: NY Postal code / Code postal: 13166

	Registration No. / Nº d'immatriculation	Prov.
Vehicle / Véhicule	24496 · PA	NY
Trailer/Rail Car No. 1 / 1er remorque – wagon	AB 76714	NY
Trailer/Rail Car No. 2 / 2e remorque – wagon		

Point of entry / Point d'entrée: LaColle
Point of exit / Point de sortie: Champlain

Carrier Certification: I declare that I have received waste as offered by the consignor in Part A for delivery to the intended consignee and that the information contained in Part B is complete and correct. / Déclaration du transporteur : J'atteste avoir reçu les déchets offerts par l'expéditeur dans la partie A en vue de leur livraison au destinataire choisi et que les renseignements inscrits à la partie B sont exacts et complets.

Year / Année: 03 Month / Mois: 10 Day / Jour: 15
Name of authorized person (print) / Nom de l'agent autorisé (caractères d'imprimerie): Ronald Hashan
Signature: [signature]
Tel. No. / Nº de tél.: (800) 230-5037

Reference nos. of other Manifest(s) used / Nº s de références des autres manifestes utilisés: N4G 1886088

C Consignee (Receiver) / Destinataire (Réceptionnaire)
Provincial ID No. / Nº d'id. provincial:
Consignee information same as Intended Consignee in Part A / L'information à fournir par le destinataire est la même qu'en A
☐ Yes / Oui ☐ No. complete the boxed area below / Non, compléter la boîte ci-dessous
Company name / Nom de l'entreprise:
Address / Adresse:
City / Ville: Province: Postal code / Code postal:
Receiving site address / Destination de l'expédition:
City / Ville: Province: Postal code / Code postal:

Date received / Date de réception: Year / Année: Month / Mois: Day / Jour:
Time / Heure: ☐ A.M. ☐ P.M.

Physical state / État physique	Shipping name of waste / Appellation réglementaire du déchet	Waste identification / Identification du déchet: Provincial No. / Nº (Quebec-Ontario only) (Quebec-Ontario seul)	TDGA/PIN LTMD/NIP	Quantity shipped / Quantité expédiée	Units L or ou kg unites	Classification	Packing group / Groupe d'emballage	Packaging / Contenants: No. Nbre	Codes int - ext.	Quantity received / Quantité reçu	Units L or ou kg unites	Identify any shipment discrepancy problems. Attach addendum if necessary. / Indiquer toute difference relative à l'expédition. Annexer une feuille au besoin	Handling code / Code de manutention	Decontamination / Décontamination: Packaging / Contenants Yes / Oui	No / Non	Vehicle / Véhicule Yes / Oui	No / Non
5	Environmentally hazardous waste substance, solid, N.O.S. (TCE conataminated soil)	N/A	UN3077	est 20 000	kg	9	III	1	03								

Special handling/Emergency instructions / Manutention spéciale/instructions d'urgence: ☐ Attached / Ci-jointes ☐ Below / Ci-dessous
Notice 104769 line1 Emergency #818-829-0101 GSI

Circulation no. – Quebec only / Nº de circulation – Réservée au Québec

Date shipped / Date d'expédition: Year / Année: 03 Month / Mois: 10 Day / Jour: 15
Time / Heure: ☐ A.M. ☐ P.M.
Scheduled arrival date / Date d'arrivée prévue: Year / Année: Month / Mois: Day / Jour:

If handling code "Other" (specify) / Si code de manutention "divers" spécifier:
If waste to be transferred, specify intended company name / Si les déchets doivent être transférés, préciser le nom du destinataire:
Provincial ID No. / Nº d'id. provincial:
Address / Adresse: City / Ville: Prov.:

Consignee Certification: I declare that the information contained in Part C is correct and complete. Déclaration du l'expéditeur : Je déclare que tous les renseignements à la partie C sont véridiques et complets.
Name of authorized person (print) / Nom de l'agent autorisé (caracteres d'imprimerie):
Signature: Tel. no. / Nº de tél.: ( )

***Consignor Certification:** I declare that the information contained in Part A is correct and complete.*
***Déclaration de l'expéditeur :** Je déclare que tous les renseignements à la partie A sont veridiques et complets.*

Name of authorized person (print) / Nom de l'agent autorisé (caractères d'imprimerie): Dante Palladino
Signature: [signature]
Tel. no / Nº de tél.: (516) 747-5450

MOE 04-1917 (12/01)

Instructions for completion and distribution on reverse / Instructions pour compléter et distribuer au verso

Copy / Copie 1 (white / blanche)

BIG DOG SCALES

IB 11-87 Truck Plaza Inc.
Exit 42 1/4 West on Rt. 11
Champlain, N.Y., 12919
Phone 518-298-8866 (518-298-5682 fax)

Date: 10 14-03

Company _____ TR# 5709

City _____ State _____ Trl# _____

NC

Scale 1 10200 lb G1
Scale 2 14840 lb G2
Scale 3 7380 lb G3
TOTAL 32420 lb GT

32420

WEIGHED ON CARDINAL SCALES

Weighed By: Nichols

N.Y.S. Certified

34.91

COPY

BIG DOG SCALES

1

IB 11-87 Truck Plaza Inc.
Exit 42 1/4 West on Rt. 11
Champlain, N.Y., 12919
Phone 518-298-8866 (518-298-5682 fax)

Date: 10-15 03

Company Page ETC Inc. TR# 5709

City _____ State _____ Trl# 02172

NC

Scale 1 10920 lb G1
Scale 2 39300 lb G2
Scale 3 52020 lb G3
TOTAL 102240 lb GT

102240

WEIGHED ON CARDINAL SCALES

Weighed By: Nichols

- Allen -

0540

GSI ENVIRONNEMENT
855 Pepin Street
Sherbrooke, Quebec J1L 2P8
Tel.: (819) 829-0101 / Fax: (819) 829-2717
E-mail: sherbrooke@gsienv.ca

WASTE TRANSPORTATION MANIFEST

CONTAMINATED ☑
NON CONTAMINATED ☐

CLIENT: Capitol
PROJECT: 2002-102
DATE: ___/___/___ **HOUR:** _____

SHIPPER/LOADING:
NAME: Mineola - Ak Allen Co
ADDRESS: 255 second st Mineola NY
TEL.: 201-358-0709
CONTACT PERSON: Bo Iwashin

CONSIGNEE/UNLOADING:
NAME: GSI ENVIRONNEMENT INC.
ADDRESS: 855 Pepin Street, Sherbrooke, Quebec, J1L 2P8
TEL.: (819) 829-0101
CONTACT PERSON: Roger D'Amour

TRANSPORTER: Page ETC inc.

DRIVER: Gordon L. Whitt
I.D. NUMBER: 26990PA. NY
TYPE OF TRUCK: Semi
SIGNATURE: G.L. Whitt
QUANTITY:
GROSS MASS: 94 900
MASS OF TRUCK: 33,047
NET MASS: 61,853 Lbs
30,9265TC

SOIL ☑ **SLUDGE** ☐
OTHER ☐

PHYSICAL CONDITION:
DRY ☐ HUMID ☐ MUDDY ☐

TYPE OF RESIDUE: (Description)
CLAY ☐ +/- 150 TM.
SAND ☐
GRAVEL ☐

WATER:
APPROX. VOLUME: _____ CUBIC METERS
FREE PHASE: YES ☐ NO ☐

SAMPLES FOR ANALYSIS: 3
YES ☑ NO ☐
SAMPLE NO.:

CONTAMINANT(S):
VOC ☐ Oil & Grease (Mineral) ☑
PAH ☐ Heavy Metals ☐
OTHERS: ☑ BPC

ORGANOLEPTIC OBSERVATIONS:
ODOR:
Light ☐ Average ☐ Persistent ☐
VISUAL:
Normal ☐ Abnormal ☐
COLOUR:

ACCEPTANCE AT RECEIVING SITE:
SIGNATURE: [signature]
DATE: 10/16/3
HOUR: 7:30

Liner : Yes ☑ No ☐
Trailer decontamination : Yes ☑ [initials] Initials

Weight slip : (3) + 6668
U.S. Manifest : NYG 1886814
Can. Manifest : 9151038.8

White Copy: Administration Yellow Copy : Customer Gold Copy : Project Manager Pink Copy: Transportation

C:/DATA/DIVERS/2000/TRANSPORT MANIFEST/LEE

Réception de sol contaminé

19608 - E

BENNETT
ENVIRONMENTAL INC.

3

Pèsée officielle (Weight ticket)

Date et heure / Date and time

Entrée / Arrival time 2003-10-14 07:33:35
Sortie / Departure time 2003-10-14 08:15:31

Poids / Weight

	(kg)	(lbs)	(US/Tonne)
Gross	~~40510~~	~~89309~~	44.65
Tare	14990	33047	16.52
Net	~~25520~~	~~56262~~	28.13

Transporter and product)

Page E.T.C.

Gordon H Whitt

	1	2
o	26990PA	NA
lian Manifest	XX26142-2	NA
anifest	NJA5044885	NA
	1604B8	NA

02579-02580

NA

tamination HAP

G. H. Whitt

Gordon H Whitt
Camionneur (Driver)

BIG DOG SCALES

Date: 10/15/03

NB 11-87 Truck Plaza Inc.
Exit 42 1/4 West on Rt. 11
Champlain, N.Y., 12919
Phone 518-298-8866 (518-298-5682 fax)

Company Page E.T.I. Inc. Tk# 668

City _____ State _____ Trl# 2732

N/C

Scale 1	10980 lb	G1
Scale 2	38540 lb	G2
Scale 3	45380 lb	G3
TOTAL	94900 lb	GT

WEIGHED ON CARDINAL SCALES

Weighed By: [illegible]

N.Y.S. Certified

COPY

SHIPPER | LOADING

SHIPPER A. K. Allen Company

ORIGIN Mineola, N.Y.

TIME IN ____ TIME OUT ____ DATE 10/15/03

BY ____ PLEASE SIGN FULL NAME – NO INITIALS

BEFORE LOADING – THE FOLLOWING MUST BE COMPLETED:
TRAILER HAS BEEN SWEPT CLEAN, IS FREE FROM FOREIGN MATERIAL AND TARP IS IN ACCEPTABLE CONDITION.

DRIVER SIGNATURE ____ LOADER SIGNATURE ____

COMMODITY Haz. Load

CONSIGNEE | UNLOADING

CONSIGNEE GSI ENV., Inc.

DESTINATION Sherbrooke Que.

TIME IN 7:15 TIME OUT 7:45 DATE 10/16/03

THE PAGE COMPANIES
Trombley Road, P.O. Box 920
Weedsport, New York 13166
(315) 834-6681 • 800-233-2126

TRUCK NO.	DRIVER NAME
6668	G. L. Whitt

RECEIVED ABOVE MATERIAL IN GOOD ORDER

CONSIGNEE NAME: Beaudoin

BY [signature] PLEASE SIGN FULL NAME – NO INITIALS

DISPATCH NUMBER

SHIPPER NUMBER NYG 1886814

SHIPPER WEIGHT - LBS.
G
T
N

CONSIGNEE NUMBER

CONSIGNEE WEIGHT - LBS.
G 94,900
T 33,047
N 61,853

CONSIGNEE COPY DELIVERY RECEIPT

MANIFEST - MANIFESTE

This Manifest conforms to all Federal and Provincial transport and environmental legislation requiring manifesting.
Ce manifeste est conforme aux législations fédérale et provinciale sur l'environnement et le transport, requérant un manifeste.

Manifest Reference No.
Nº de référence du manifeste **9151038-8**

A Consignor (Generator) Expéditeur (Producteur)

Provincial ID No. / Nº d'id. provincial

Company name / Nom de l'entreprise

Mailing address / Adresse postale | City / Ville | Province | Postal code / Code postal

Shipping site address / Origine de l'expédition

City / Ville | Province | Postal code / Code postal

Intended consignee
Destinataire prévu

Provincial ID No. / No d'id. provincial

Address / Adresse | City / Ville | Province | Postal code / Code postal

Receiving site address / Destination de l'expédition

City / Ville | Province | Postal code / Code postal

B Carrier Transporteur

Provincial ID No. / Nº d'id. provincial

Company name / Nom de l'entreprise

Address / Adresse

City / Ville | Prov. | Postal code / Code postal

	Registration No. / Nº d'immatriculation	Prov.
Vehicle / Véhicule		
Trailer/Rail Car No. 1 1er remorque – wagon		
Trailer/Rail Car No. 2 2e remorque – wagon		

Point of entry
Point d'entrée

Point of exit
Point de sortie

Carrier Certification: *I declare that I have received waste as offered by the consignor in Part A for delivery to the intended consignee and that the information contained in Part B is complete and correct.* ***Déclaration du transporteur :*** *J'atteste avoir reçu les déchets offerts par l'expéditeur dans la partie A en vue de leur livraison au destinataire choisi et que les renseignements inscrits à la partie B sont exacts et complets.*

Year / Année | Month / Mois | Day / Jour | Name of authorized person (print)
Nom de l'agent autorisé (caractères d'imprimerie)

Signature | Tel. No. / Nº de tél. ( )

Reference nos. of other Manifest(s) used / Nº's de références des autres manifestes utilisés

C Consignee (Receiver) Destinataire (Réceptionnaire)

Provincial ID No. / Nº d'id. provincial

Consignee information same as Intended Consignee in Part A
L'information à fournir par le destinataire est la même qu'en A
☐ Yes / Oui ☐ No, complete the boxed area below
Non, compléter la boîte ci-dessous

Company name / Nom de l'entreprise

Address / Adresse

City / Ville | Province | Postal code / Code postal

Receiving site address / Destination de l'expédition

City / Ville | Province | Postal code / Code postal

Date received / Date de reception
Year / Année | Month / Mois | Day / Jour

Time / Heure ☐ A.M. ☐ P.M.

Physical state État physique	Shipping name of waste Appellation réglementaire du déchet	Waste identification Identification du déchet: Provincial No. / Nº (Quebec-Ontario only) (Quebec-Ontario seul)	TDGA/PIN LTMD/NIP	Quantity shipped Quantité expédiée	Units L or ou kg unites	Classification	Packing group Groupe d'emballage	Packaging Contenants: No. Nbre	Codes int.-ext.	Quantity received Quantité reçu	Units L or ou kg unites	Identify any shipment discrepancy problems. Attach addendum if necessary. / Indiquer toute différence relative à l'expédition. Annexer une feuille au besoin.	Handling code Code de manutention	Decontamination Décontamination: Packaging Contenants Yes Oui	Packaging Contenants No Non	Vehicle Véhicule Yes Oui	Vehicle Véhicule No Non
	Environmental, hazardous substance, solid, N.O.S.	VP	UN3077	20 000	kg	9	III	1	21								
	(PCB contaminated soil)																

Special handling/Emergency instructions
Manutention spéciale/instructions d'urgence

☐ Attached Ci-jointes ☐ Below Ci-dessous

Circulation no. – Quebec only
Nº de circulation – Réservée au Québec

If handling code "Other" (specify)
Si code de manutention "divers", spécifier

If waste to be transferred, specify intended company name / Si les déchets doivent être transférés, préciser le nom du destinataire

Provincial ID No. / Nº d'id. provincial

Address / Adresse | City / Ville | Prov.

Date shipped / Date d'expédition
Year / Année | Month / Mois | Day / Jour

Time / Heure ☐ A.M. ☐ P.M.

Scheduled arrival date / Date d'arrivée prévue
Year / Année | Month / Mois | Day / Jour

Consignor Certification: *I declare that the information contained in Part A is correct and complete.*
Déclaration de l'expéditeur : *Je déclare que tous les renseignements à la partie A sont véridiques et complets.*

Name of authorized person (print)
Nom de l'agent autorisé (caractères d'imprimerie)

Signature | Tel. no. / Nº de tél. ( )

Consignee Certification: *I declare that the information contained in Part C is correct and complete.*
Déclaration du l'expéditeur : *Je déclare que tous les renseignements à la partie C sont véridiques et complets.*

Name of authorized person (print) / Nom de l'agent autorisé (caractères d'imprimerie)

Signature | Tel. no. / Nº de tél. ( )

MOE 04-1917 (12/01)

Mailed by Consignee to Consignor - Postée par le destinataire à l'expéditeur

Copy / Copie 6 (brown / brun

17-10-2003 15:42 GSI ENVIRONNEMENT INC. 1 819 829 2717 P.02/03

CA# 9120997-3

NYG1886832

STATE OF NEW YORK
DEPARTMENT OF ENVIRONMENTAL CONSERVATION
DIVISION OF SOLID & HAZARDOUS MATERIALS

HAZARDOUS WASTE MANIFEST

P.O. Box 12820, Albany, New York 12212

Please type or print. Do not staple

Hazardous Waste Manifest (6/85)

UNIFORM HAZARDOUS WASTE MANIFEST	1. Generator's US EPA ID No.	Manifest Doc. No.	2. Page 1 of	Information within heavy bold line is not required by Federal Law
	NYD002030846	86832	1	

A. NYG1886832

3. Generator's Name and Mailing Address
A.K. Allen Company
255 Second St., Mineola, NY 11501

B. Generator's ID
SAME

4. Generator's Telephone Number (516) 747-5450

C. State Transporter's ID 2950 [illegible]

5. Transporter 1 (Company Name)
Page ETC, Inc

6. US EPA ID Number
NYD986969947

D. Transporter's Telephone (800) 238-5837

7. Transporter 2 (Company Name)

8. US EPA ID Number

E. State Transporter's ID

F. Transporter's Telephone ( )

G. State Facility ID

9. Designated Facility Name and Site Address
GSI Environment, Inc.
855 Pepin Street
Sherbrooke Quebec Canada J1L2P8

10. US EPA ID Number
7610-05-01-
00985030500000873

H. Facility Telephone (819) 829-0101

11. US DOT Description (Including Proper Shipping Name, Hazard Class and ID Number)	12. Containers Number	Type	13. Total Quantity	14. Unit Wt/Vol	I. Waste No.
a. Hazardous Waste, Solid, N.O.S., 9, NA3077, III (Tetrachloroethene)	001	DT	EST XXXX22	T	EPA ~~[illegible]~~ STATE
b.					EPA STATE
c.					EPA STATE
d.					EPA STATE

J. Additional Descriptions for Materials listed Above
a. Also: F001, F002 ERG171
b.
c.
d.

K. Handling Codes for Wastes Listed Above
a. T
b.
c.
d.

15. Special Handling Instructions and Additional Information
Departure City/State: Champlain NY
Emergency Contact: Capitol Environmental Services (302)652-8999 EPA Notice#379/02

Date: 10/16 Time:
Signature: John Schieble

16. GENERATOR'S CERTIFICATION: I hereby declare that the contents of this consignment are fully and accurately described above by proper shipping name and are classified, packed, marked and labeled, and are in all respects in proper condition for transport by highway according to applicable international and national government regulations and state laws and regulations. conforms to the terms of attached EPA acknowledgment of Consent If I am a large quantity generator, I certify that I have a program in place to reduce the volume and toxicity of waste generated to the degree I have determined to be economically practicable and that I have selected the practicable method of treatment, storage, or disposal currently available to me which minimizes the present and future threat to human health and the environment; OR if I am a small quantity generator, I have made a good faith effort to minimize my waste generation and select the best waste management method that is available to me and that I can afford.

Printed/Typed Name	Signature	Mo.	Day	Year
DANIA PALLADINO	[signature]	10	16	03

17. Transporter 1 Acknowledgement of Receipt of Materials

Printed/Typed Name	Signature	Mo.	Day	Year
John Schieble	John Schieble	10	16	03

18. Transporter 2 Acknowledgement of Receipt of Materials

Printed/Typed Name	Signature	Mo.	Day	Year

19. Discrepancy Indication Space
28.08 TONS 56,160 lbs

20. Facility Owner or Operator: Certification of receipt of hazardous materials covered by this manifest except as noted in Item 19

Printed/Typed Name	Signature	Mo.	Day	Year
[illegible]	[signature]	10	17	03

GENERATOR

TRANSPORTER

FACILITY

...ne of emergency or spill immediately call the National Response Center (800) 424-8802 and the NYS Department of Environmental Conservation (...)

MANIFEST - MANIFESTE

This Manifest conforms to all Federal and Provincial transport and environmental legislation requiring manifesting
Ce manifeste est conforme aux législations fédérale et provinciale sur l'environnement et le transport, requérant un manifeste.

Manifest Reference No. / N° de référence du manifeste: **9120997-3**

A Consignor (Generator) / Expéditeur (Producteur)
Provincial ID No. / N° d'id. provincial: NYD002038040
Company name / Nom de l'entreprise: A.K. Allen Company inc
Mailing address / Adresse postale: 255 E, 2nd Street Mineola NY 11501
Shipping site address / Origine de l'expédition: 255 E 2nd Street
City / Ville: Mineola | Province: NY | Postal code / Code postal: 11501

Intended consignee / Destinataire prévu: GSI Environnement
Provincial ID No. / No d'id. provincial: 1146767646
Address / Adresse: 855 rue Pepin
City / Ville: Sherbrooke | Province: Qc | Postal code / Code postal: J1L 2P8
Receiving site address / Destination de l'expédition: 855 rue Pepin
City / Ville: Sherbrooke | Province: Qc | Postal code / Code postal: J1L 2P8

B Carrier / Transporteur
Provincial ID No. / N° d'id. provincial: R-519567-3
Company name / Nom de l'entreprise: Page ETC. Inc
Address / Adresse: 2758 Trombley Rd
City / Ville: Weedsport | Prov.: NY | Postal code / Code postal: 13166

	Registration No. / N° d'immatriculation	Prov.
Vehicle / Véhicule	273449PA	NY
Trailer/Rail Car No. 1 / 1er remorque – wagon	295037	NY
Trailer/Rail Car No. 2 / 2e remorque – wagon		

Point of entry / Point d'entrée: LaColle
Point of exit / Point de sortie: Champlain

Carrier Certification: I declare that I have received waste as offered by the consignor in Part A for delivery to the intended consignee and that the information contained in Part B is complete and correct. / Déclaration du transporteur : J'atteste avoir reçu les déchets offerts par l'expéditeur dans la partie A en vue de leur livraison au destinataire choisi et que les renseignements inscrits à la partie B sont exacts et complets.

Year / Année: 03 | Month / Mois: 10 | Day / Jour: 16
Name of authorized person (print) / Nom de l'agent autorisé (caractères d'imprimerie): John Schuble
Signature: John Schuble
Tel. No. / N° de tél.: (800) 230-5037

Reference nos. of other Manifest(s) used / N°'s de références des autres manifestes utilisés: NYG 1886832

C Consignee (Receiver) / Destinataire (Réceptionnaire)
Provincial ID No. / N° d'id. provincial:
Consignee information same as Intended Consignee in Part A / L'information à fournir par le destinataire est la même qu'en A
☐ Yes / Oui ☐ No. complete the boxed area below / Non. compléter la boîte ci-dessous
Company name / Nom de l'entreprise:
Address / Adresse:
City / Ville: | Province: | Postal code / Code postal:
Receiving site address / Destination de l'expédition:
City / Ville: | Province: | Postal code / Code postal:

Date received / Date de reception: Year / Année | Month / Mois | Day / Jour
Time / Heure: ☐ A.M. ☐ P.M.

Physical state / État physique	Shipping name of waste / Appellation réglementaire du déchet	Waste identification / Identification du déchet: Provincial No. / N° (Quebec-Ontario only) (Quebec-Ontario seul)	TOGA/PIN LTMD/NIP	Quantity shipped / Quantité expédiée	Units L or kg / unités	Classification	Packing group / Groupe d'emballage	Packaging / Contenants: No. / Nbre	Codes int.-ext.
5	Environmentally hazardous waste substance, solid, n.o.s (TCE contaminated soil)	N/A	UN3077	20 000	kg	9	III	1	03

Quantity received / Quantité reçu	Units L or kg / unités	Identify any shipment discrepancy problems. Attach addendum if necessary. / Indiquer toute différence relative à l'expédition. Annexer une feuille au besoin.	Handling code / Code de manutention	Decontamination / Décontamination: Packaging / Contenants Yes / Oui	No / Non	Vehicle / Véhicule Yes / Oui	No / Non

Special handling/Emergency instructions / Manutention spéciale/instructions d'urgence: ☐ Attached / Ci-jointes ☐ Below / Ci-dessous
Notice 104769, line 1

Circulation no. – Quebec only / N° de circulation – Réservée au Québec

Date shipped / Date d'expédition: Year / Année | Month / Mois: 03 | Day / Jour: 16
Time / Heure: ☐ A.M. ☐ P.M.
Scheduled arrival date / Date d'arrivée prévue: Year / Année | Month / Mois | Day / Jour

If handling code "Other" (specify) / Si code de manutention "divers", spécifier:
If waste to be transferred, specify intended company name / Si les déchets doivent être transférés, préciser le nom du destinataire:
Provincial ID No. / N° d'id. provincial:
Address / Adresse: | City / Ville: | Prov.:

Consignee Certification: I declare that the information contained in Part C is correct and complete. Déclaration du l'expéditeur : Je déclare que tous les renseignements à la partie C sont véridiques et complets.
Name of authorized person (print) / Nom de l'agent autorisé (caractères d'imprimerie):
Signature: | Tel. no / N° de tél.: ( )

Consignor Certification: *I declare that the information contained in Part A is correct and complete.*
Déclaration de l'expéditeur : *Je déclare que tous les renseignements à la partie A sont veridiques et complets.*

Name of authorized person (print) / Nom de l'agent autorisé (caractères d'imprimerie): DANIEL PALUPZIO
Signature: DPalu
Tel. no. / N° de tél.: (516) 747-5450

DO NOT WRITE IN THIS AREA
NE PAS ÉCRIRE DANS CET ESPACE

MOE 04-1917 (12/01)

Instructions for completion and distribution on reverse / Instructions pour compléter et distribuer au verso

Copy / Copie 1 (white / blanche

CERTIFIED AUTOMATED TRUCK SCALE

CAT SCALE COMPANY
P.O. BOX 830
WALCOTT, IA 52773
(563) 284-6203
www.catscale.com

PUBLIC WEIGHMASTER'S CERTIFICATE OF WEIGHT & MEASURE

"WEIGH WHAT WE SAY OR WE PAY"

CARD INSIDE

If you get an overweight fine from the state AFTER one of our CAT Scales showed a legal weight, we will immediately check our scale and we will:

(1) Reimburse you for the cost of the overweight fine if our scale is wrong, OR
(2) A representative of CAT Scale Company will appear in court WITH the driver as an expert witness if we believe our scale was correct.

IF YOU SHOULD GET AN OVERWEIGHT FINE, YOU SHOULD DO THE FOLLOWING TO GET THE PROBLEM RESOLVED:

1) Post bond and request a court date.
2) Or call CAT Scale Company direct 24 hours a day at 1-877-CAT-SCALE (Toll Free)
3) IMMEDIATELY send a copy of the citation, CAT Scale Ticket, your name, company, address, and phone number to CAT Scale Company Attn: Citation Dept.

* The four weights shown below are separate weights. The GROSS WEIGHT is the CERTIFIED WEIGHT and was weighted on a full length platform scale.

DATE:	10/15/03	STEER AXLE	12000	lb
		DRIVE AXLE	12960	lb
SCALE LOCATION:	CAT 697 FULTONVILLE SUPER I-90 @ EXIT 28 FULTONVILLE, NY	TRAILER AXLE	7880	lb
		* GROSS WEIGHT	32840	lb

This is to certify that the following described merchandise was weighed, counted, or measured by a public or deputy weighmaster, and when properly signed and sealed shall be prima facia evidence of the accuracy of the weight shown as prescribed by law.

IMPRINT SEAL HERE (IF APPLICABLE)

BIG DOG SCALES

9

11-87 Truck Plaza Inc.
Exit 42 1/4 West on Rt. 11
Champlain, N.Y., 12919
Phone 518-298-8866 (518-298-5882 fax)

Date: 10/16

Company Page ETC Inc Tkt# 4604

City State Trl# 1094

28.08

Scale 1	12160 lb	G1
Scale 2	34540 lb	G2
Scale 3	42300 lb	G3
TOTAL	89000 lb	GT

WEIGHED ON CARDINAL SCALES

Weighed By: [signature]

N.Y.S. Certified

17-10-2003 15:43 GSI ENVIRONNEMENT INC. 1 819 829 2717 P.04/05

CA#9120 946-

NYG1886823

STATE OF NEW YORK
DEPARTMENT OF ENVIRONMENTAL CONSERVATION
DIVISION OF SOLID & HAZARDOUS MATERIALS

HAZARDOUS WASTE MANIFEST

P.O. Box 12820, Albany, New York 12212

Please type or print. Do not staple

Hazardous Waste Manifest 1-4-00

UNIFORM HAZARDOUS WASTE MANIFEST	1. Generator's US EPA ID No.	Manifest Doc. No.	2. Page 1 of	Information within heavy bold line is not required by Federal Law
	NYD002038040	86823	1	

3. Generator's Name and Mailing Address
A.K. Allen Company
255 Second St., Hinsola, NY 11501

4. Generator's Telephone Number (516) 747-5450

5. Transporter 1 (Company Name): Page ETC, Inc
6. US EPA ID Number: NYD986969947

7. Transporter 2 (Company Name)
8. US EPA ID Number

9. Designated Facility Name and Site Address
GSI Environment, Inc.
855 Pepin Street
Sherbrooke Quebec Canada J1L2P8

10. US EPA ID Number: 7610-05-01-00985030500000073

A. NYG1886823
B. Generator's ID: SAME
C. State Transporter's ID: 2938137NY
D. Transporter's Telephone (800) 238-5837
E. State Transporter's ID
F. Transporter's Telephone
G. State Facility ID
H. Facility Telephone (819) 829-0101

11. US DOT Description (Including Proper Shipping Name, Hazard Class and ID Number)	12. Containers Number	Type	13. Total Quantity	14. Unit Wt/Vol	I. Waste No.
a. Hazardous Waste, Solid, N.O.S., 9, NA3077, III (Tetrachloroethene)	001	DT	EST XXXXX	T	EPA ~~D000~~ STATE D
b.					EPA STATE
c.					EPA STATE
d.					EPA STATE

J. Additional Descriptions for Materials listed Above
Also: F001, F002 ERG171

K. Handling Codes for Wastes Listed Above
a. T c.
b. d.

15. Special Handling Instructions and Additional Information
Date: 10/16/03 Time:
Departure City/State: Champlain NY Signature: [signature]
Emergency Contact: Capitol Environmental Services (302)652-8999 EPA Notice#379/02

16. GENERATOR'S CERTIFICATION: I hereby declare that the contents of this consignment are fully and accurately described above by proper shipping name and are classified, packed, marked and labeled, and are in all respects in proper condition for transport by highway according to applicable international and national government regulations and state laws and regulations. conforms to the terms of attached EPA acknowledgment of Consent if I am a large quantity generator, I certify that I have a program in place to reduce the volume and toxicity of waste generated to the degree I have determined to be economically practicable and that I have selected the practicable method of treatment, storage, or disposal currently available to me which minimizes the present and future threat to human health and the environment; OR if I am a small quantity generator, I have made a good faith effort to minimize my waste generation and select the best waste management method that is available to me and that I can afford.

Printed/Typed Name: Danso Palladino Signature: [signature] Mo. 10 Day 16 Year 03

17. Transporter 1 Acknowledgement of Receipt of Materials
Printed/Typed Name: FRAN Sutieble Signature: [signature] Mo. 10 Day 16 Year 03

18. Transporter 2 Acknowledgement of Receipt of Materials
Printed/Typed Name Signature Mo. Day Year

19. Discrepancy Indication Space 28.71 57,420 Lbs

20. Facility Owner or Operator: Certification of receipt of hazardous materials covered by this manifest except as noted in Item 19.
Printed/Typed Name: Yves Beaudin Signature: [signature] Mo. 10 Day 17 Year 03

GENERATOR

TRANSPORTER

FACILITY

ase of emergency or spill immediately call the National Response Center (800) 424-8802 and the NYS Department of Environmental Conservation (518) 457-7362

MANIFEST - MANIFESTE

This Manifest conforms to all Federal and Provincial transport and environmental legislation requiring manifesting.
Ce manifeste est conforme aux législations fédérale et provinciale sur l'environnement et le transport, requérant un manifeste.

Manifest Reference No. / N° de référence du manifeste: **9120996-5**

A Consignor (Generator) / Expediteur (Producteur)
Provincial ID No. / N° d'id. provincial: NYD002038040
Company name / Nom de l'entreprise: A.K. Allen Company inc.
Mailing address / Adresse postale: 255 E 2nd Street Mineola NY 11501
Shipping site address / Origine de l'expédition: 255 E 2nd Street
City / Ville: Mineola | Province: NY | Postal code / Code postal: 11501

Intended consignee / Destinataire prévu: GSI Environnement
Provincial ID No. / No d'id. provincial: 1146767646
Address / Adresse: 855, rue Pepin
City / Ville: Sherbrooke | Province: Qc | Postal code / Code postal: J1L 2P8
Receiving site address / Destination de l'expédition: 855 rue Pepin
City / Ville: Sherbrooke | Province: Qc | Postal code / Code postal: J1L 2P8

B Carrier / Transporteur
Provincial ID No. / N° d'id. provincial: R519567-3
Company name / Nom de l'entreprise: Page ETC Inc
Address / Adresse: 2758 Trombley Rd
City / Ville: Weedsport | Prov.: NY | Postal code / Code postal: 13166

	Registration No. / N° d'immatriculation	Prov.
Vehicle / Véhicule	27339 PA	NY
Trailer/Rail Car No. 1 / 1er remorque – wagon	293887	NY
Trailer/Rail Car No. 2 / 2e remorque – wagon		

Point of entry / Point d'entrée: LaColle | Point of exit / Point de sortie: Champlain

Carrier Certification: I declare that I have received waste as offered by the consignor in Part A for delivery to the intended consignee and that the information contained in Part B is complete and correct. / Déclaration du transporteur : J'atteste avoir reçu les déchets offerts par l'expéditeur dans la partie A en vue de leur livraison au destinataire choisi et que les renseignements inscrits à la partie B sont exacts et complets.

Year / Année: 03 | Month / Mois: 10 | Day / Jour: 16
Name of authorized person (print) / Nom de l'agent autorisé (caractères d'imprimerie): FRANK HEBLE
Signature: Frank Heble
Tel. No. / N° de tél.: (800) 230-5037

Reference nos. of other Manifest(s) used / N°s de références des autres manifestes utilisés: NYG 1886823

C Consignee (Receiver) / Destinataire (Réceptionnaire)
Provincial ID No. / N° d'id. provincial:
Consignee information same as Intended Consignee in Part A / L'information à fournir par le destinataire est la même qu'en A: ☐ Yes / Oui ☐ No, complete the boxed area below / Non, compléter la boîte ci-dessous
Company name / Nom de l'entreprise:
Address / Adresse:
City / Ville: | Province: | Postal code / Code postal:
Receiving site address / Destination de l'expédition:
City / Ville: | Province: | Postal code / Code postal:

Date received / Date de reception: Year / Année | Month / Mois | Day / Jour
Time / Heure: ☐ A.M. ☐ P.M.

Physical state / État physique	Shipping name of waste / Appellation réglementaire du déchet	Waste identification / Identification du déchet: Provincial No. / N° (Quebec-Ontario only) (Quebec-Ontario seul)	TDGA/PIN LTMD/NIP	Quantity shipped / Quantité expédiée	Units L or kg / ou kg unites	Classification	Packing group / Groupe d'emballage	Packaging / Contenants: No. Nbre	Codes int.-ext	Quantity received / Quantité reçu	Units L or kg / ou kg unites	Identify any shipment discrepancy problems. Attach addendum if necessary. / Indiquer toute difference relative à l'expédition. Annexer une feuille au besoin.	Handling code / Code de manutention	Decontamination / Décontamination: Packaging / Contenants Yes Oui	No Non	Vehicle / Véhicule Yes Oui	No
5	Environmentally hazardous waste substance, solid, n.o.s (TCE contaminated soil)	N/A	UN3077	20 000	kg	9	III	1	03								

Special handling/Emergency instructions / Manutention spéciale/instructions d'urgence: ☐ Attached / Ci-jointes ☐ Below / Ci-dessous
Notice 104769, line 1
Emergency # 819-829-0101 GSI

Circulation no. – Quebec only / N° de circulation – Réservée au Québec

Date shipped / Date d'expédition: Year / Année | Month / Mois | Day / Jour: 03 | 10 | 16
Time / Heure: ☑ A.M. ☐ P.M.
Scheduled arrival date / Date d'arrivée prévue: Year / Année | Month / Mois | Day / Jour

Consignor Certification: *I declare that the information contained in Part A is correct and complete.*
Déclaration de l'expéditeur : *Je déclare que tous les renseignements à la partie A sont veridiques et complets.*

Name of authorized person (print) / Nom de l'agent autorisé (caractères d'imprimerie): DANIA PALADINO
Signature:
Tel. no. / N° de tél.: (516) 747-5450

If handling code "Other" (specify) / Si code de manutention "divers" spécifier:
If waste to be transferred, specify intended company name / Si les déchets doivent être transférés, préciser le nom du destinataire:
Provincial ID No. / N° d'id. provincial:
Address / Adresse: | City / Ville: | Prov.:

Consignee Certification: I declare that the information contained in Part C is correct and complete.
Déclaration du l'expéditeur : Je déclare que tous les renseignements à la partie C sont véridiques et complets.
Name of authorized person (print) / Nom de l'agent autorisé (caractères d'imprimerie):
Signature:
Tel. no. / N° de tél.: ( )

DO NOT WRITE IN THIS AREA
NE PAS ÉCRIRE DANS CET ESPACE

MOE 04-1917 (12/01)

Instructions for completion and distribution on reverse / Instructions pour compléter et distribuer au verso

Copy/Copie 1 (white/blanch

69238039

TICKET NUMBER

CAT

CERTIFIED
AUTOMATED
TRUCK
SCALE

CAT SCALE COMPANY
P.O. BOX 630
WALCOTT, IA 52773
(563) 284-6263
www.catscale.com

PUBLIC WEIGHMASTER'S
CERTIFICATE OF
WEIGHT & MEASURE

THE CAT SCALE GUARANTEE

The CAT Scale Company guarantees that our scales will give an accurate weight. What makes us different from other scale companies is that we back up our guarantee with cash.

CAT SCALE COLLECTOR CARD INSIDE!

"WEIGH WHAT WE SAY OR WE PAY"

If you get an overweight fine from the state AFTER one of our CAT Scales showed a legal weight, we will immediately check our scale and we will:

(1) Reimburse you for the cost of the overweight fine if our scale is wrong, OR
(2) A representative of CAT Scale Company will appear in court WITH the driver as an expert witness if we believe our scale was correct.

IF YOU SHOULD GET AN OVERWEIGHT FINE, YOU SHOULD DO THE FOLLOWING TO GET THE PROBLEM RESOLVED:

1) Post bond and request a court date.
2) Or call CAT Scale Company direct 24 hours a day at 1-877-CAT-SCALE (Toll Free)
3) IMMEDIATELY send a copy of the citation, CAT Scale Ticket, your name, company, address, and phone number to CAT Scale Company Attn: Citation Dept.

* The four weights shown below are separate weights. The GROSS WEIGHT is the CERTIFIED WEIGHT and was weighed on a full length platform scale.

DATE: 10/15/03

SCALE LOCATION: CAT 697
FULTONVILLE SUPER
I-90 @ EXIT 28
FULTONVILLE, NY

STEER AXLE	10620 lb
DRIVE AXLE	12180 lb
TRAILER AXLE	8040 lb
* GROSS WEIGHT	30840 lb

This is to certify that the following described merchandise was weighed, counted or measured by

BIG DOG SCALES

B 11-87 Truck Plaza Inc.
Exit 42 1/4 West on Rt. 11
Champlain, N.Y., 12919
Phone 518-298-8866 (518-298-5682 fax)

Date: 10/16/03

28.71

Company Page Tr# 0474

Ty State Trl# 1160

Scale 1	11260 lb G1
Scale 2	36360 lb G2
Scale 3	40640 lb G3
TOTAL	88260 lb GT

WEIGHED ON CARDINAL SCALES

Weighed By: [signature]

N.Y.S. Certified

COPY

NYG 1886859

DEPARTMENT OF ENVIRONMENTAL CONSERVATION
DIVISION OF SOLID & HAZARDOUS MATERIALS

HAZARDOUS WASTE MANIFEST

R.O. Box 12020, Albany, New York 12212

Please type or print. Do not staple

(Hazardous Waste Manifest Form)

In case of emergency or spill immediately call the National Response Center (800) 424-8802 and the NYS Department of Environmental Conservation (518) 457-7362

GENERATOR

UNIFORM HAZARDOUS WASTE MANIFEST

1. Generator's US EPA ID No.: NYD002038040 — Manifest Doc. No.: 86859
2. Page 1 of: 1

Information within heavy bold line is not required by Federal Law.

3. Generator's Name and Mailing Address:
A.K. Allen Company
255 Second St., Lincoln, NY 11501

4. Generator's Telephone Number (516) 747-5450

A. NYG 1886859

B. Generator's ID: SAME

5. Transporter 1 (Company Name): Page ETC, Inc
6. US EPA ID Number: NYD986969947

C. State Transporter's ID: AL 30293 NY

D. Transporter's Telephone (800) 230-5037

7. Transporter 2 (Company Name):
8. US EPA ID Number:

E. State Transporter's ID:

F. Transporter's Telephone ( )

9. Designated Facility Name and Site Address:
GSI Environment, Inc.
855 Pepin Street
Sherbrooke Quebec Canada J1L2P8

10. US EPA ID Number: 7610-05-01-00985030500000873

G. State Facility ID:

H. Facility Telephone (819) 829-0101

11. US DOT Description (Including Proper Shipping Name, Hazard Class and ID Number)	12. Containers Number	Type	13. Total Quantity	14. Unit Wt/Vol	I. Waste No.
a. Hazardous Waste, Solid, N.O.S., 9, NA3077, III (Tetrachloroethene)	001	DT	EST XXXZZ	T	EPA / STATE
b.					EPA / STATE
c.					EPA / STATE
d.					EPA / STATE

J. Additional Descriptions for Materials listed Above
a. Also: F001, F002 ERG171
b.
c.
d.

K. Handling Codes for Wastes Listed Above
a. [X] b. [ ] c. [ ] d. [ ]

15. Special Handling Instructions and Additional Information
Departure City/State: Champlain NY
Date: 10-20-03 Time:
Signature: [signature]
Emergency Contact: Capitol Environmental Services (302)652-8999 EPA Notice#379/02

16. GENERATOR'S CERTIFICATION: I hereby declare that the contents of this consignment are fully and accurately described above by proper shipping name and are classified, packed, marked and labeled, and are in all respects in proper condition for transport by highway according to applicable international and national government regulations and state laws and regulations. conforms to the terms of attached EPA acknowledgment of Consent. If I am a large quantity generator, I certify that I have a program in place to reduce the volume and toxicity of waste generated to the degree I have determined to be economically practicable and that I have selected the practicable method of treatment, storage, or disposal currently available to me which minimizes the present and future threat to human health and the environment; OR if I am a small quantity generator, I have made a good faith effort to minimize my waste generation and select the best waste management method that is available to me and that I can afford.

Printed/Typed Name: Daniel Palladino — Signature: [signature] — Mo. 10 Day 20 Year 03

TRANSPORTER

17. Transporter 1 Acknowledgement of Receipt of Materials
Printed/Typed Name: MICHAEL MONTAGUE — Signature: [signature] — Mo. 10 Day 20 Year 03

18. Transporter 2 Acknowledgement of Receipt of Materials
Printed/Typed Name: — Signature: — Mo. Day Year

FACILITY

19. Discrepancy Indication Space: 10.45 Tons 20900 Lbs.

20. Facility Owner or Operator: Certification of receipt of hazardous materials covered by this manifest except as noted in Item 19.
Printed/Typed Name: MARIE-EVE LAHAIE — Signature: Marie-Eve Lahaie — Mo. 10 Day 21 Year 03

* To: Dan Rivers *

MANIFEST - MANIFESTE

This Manifest conforms to all Federal and Provincial transport and environmental legislation requiring manifesting.
Ce manifeste est conforme aux législations fédérale et provinciale sur l'environnement et le transport, requérant un manifeste.

Manifest Reference No. / Nº de référence du manifeste: **9120998-1**

A Consignor (Generator) / Expéditeur (Producteur)
Provincial ID No. / Nº d'id. provincial: NYD002038040
Company name / Nom de l'entreprise: A.K. Allen Company inc
Mailing address / Adresse postale, City / Ville, Province, Postal code / Code postal: 255 E 2nd Street Mineola NY 11501
Shipping site address / Origine de l'expédition: 255 E 2nd Street
City / Ville: Mineola | Province: NY | Postal code / Code postal: 11501

Intended consignee / Destinataire prévu: GSI Environnemnt
Provincial ID No. / No d'id. provincial: 1146767646
Address / Adresse, City / Ville, Province, Postal code / Code postal: 855 rue Pepin Sherbrooke Qc J1L 2P8
Receiving site address / Destination de l'expédition: 855 rue Pepin
City / Ville: Sherbrooke | Province: Qc | Postal code / Code postal: J1L 2P8

B Carrier / Transporteur
Provincial ID No. / Nº d'id. provincial: R519567-3
Company name / Nom de l'entreprise: Tase ETC, Inc
Address / Adresse: 2758 Trombley Rd
City / Ville: Weedsport | Prov.: NY | Postal code / Code postal: 13166

	Registration No. / Nº d'immatriculation	Prov.
Vehicle / Véhicule	25316 PA	NY
Trailer/Rail Car No. 1 / 1er remorque – wagon	AC 30293	NY
Trailer/Rail Car No. 2 / 2e remorque – wagon		

Point of entry / Point d'entrée: LaColle
Point of exit / Point de sortie: Champlain

Carrier Certification: I declare that I have received waste as offered by the consignor in Part A for delivery to the intended consignee and that the information contained in Part B is complete and correct. / Déclaration du transporteur : J'atteste avoir reçu les déchets offerts par l'expéditeur dans la partie A en vue de leur livraison au destinataire choisi et que les renseignements inscrits à la partie B sont exacts et complets.

Year / Année: 03 | Month / Mois: 10 | Day / Jour: 20
Name of authorized person (print) / Nom de l'agent autorisé (caractères d'imprimerie): Mike Montague
Signature: Mike Montague
Tel. No. / Nº de tél.: (800) 230-5037

Reference nos. of other Manifest(s) used / Nº's de références des autres manifestes utilisés: NYG 188685 9

C Consignee (Receiver) / Destinataire (Réceptionnaire)
Provincial ID No. / Nº d'id. provincial:
Consignee information same as Intended Consignee in Part A / L'information à fournir par le destinataire est la même qu'en A: ☐ Yes / Oui ☐ No. complete the boxed area below / Non, compléter la boîte ci-dessous
Company name / Nom de l'entreprise:
Address / Adresse:
City / Ville, Province, Postal code / Code postal:
Receiving site address / Destination de l'expédition:
City / Ville, Province, Postal code / Code postal:

Date received / Date de reception: Year / Année, Month / Mois, Day / Jour
Time / Heure: ☐ A.M. ☐ P.M.

Physical state / État physique	Shipping name of waste / Appellation réglementaire du déchet	Waste identification / Identification du déchet: Provincial No. / Nº (Quebec-Ontario only) (Quebec-Ontario seul)	TDGA/PIN LTMD/NIP	Quantity shipped / Quantité expédiée	Units L or kg / ou kg unites	Classification	Packing group / Groupe d'emballage	Packaging / Contenants: No. Nbre	Codes int.-ext.	Quantity received / Quantité reçu	Units L or kg / ou kg unites	Identify any shipment discrepancy problems. Attach addendum if necessary. / Indiquer toute différence relative à l'expédition. Annexer une feuille au besoin.	Handling code / Code de manutention	Decontamination / Décontamination: Packaging / Contenants Yes / Oui	No / Non	Vehicle / Véhicule Yes / Oui	No / Non
5	Environmentally hazardous waste substance, solid, N.O.S (TCE contaminated soil)	N/A	UN3077	est. 20 000	kg	9	III	1	03								

Special handling/Emergency instructions / Manutention spéciale/instructions d'urgence: ☐ Attached / Ci-jointes ☐ Below / Ci-dessous
Notice 104769, line 1 Emergency #819-829-0101-GSI

Circulation no. – Quebec only / Nº de circulation – Réservée au Québec

If handling code "Other" (specify) / Si code de manutention "divers" spécifier:
If waste to be transferred, specify intended company name / Si les déchets doivent être transférés, préciser le nom du destinataire:
Provincial ID No. / Nº d'id. provincial:
Address / Adresse, City / Ville, Prov.:

Date shipped / Date d'expédition: Year / Année, Month / Mois, Day / Jour: 03 10 20
Time / Heure: 0730 ☑ A.M. ☐ P.M.
Scheduled arrival date / Date d'arrivée prévue: Year / Année, Month / Mois, Day / Jour

***Consignor Certification:** I declare that the information contained in Part A is correct and complete.*
***Déclaration de l'expéditeur :** Je déclare que tous les renseignements à la partie A sont veridiques et complets.*

Name of authorized person (print) / Nom de l'agent autorisé (caractères d'imprimerie): Daniel Palladino
Signature:
Tel. no. / Nº de tél.: (516) 747-5450

Consignee Certification: I declare that the information contained in Part C is correct and complete.
Déclaration du l'expéditeur : Je déclare que tous les renseignements à la partie C sont véridiques et complets.
Name of authorized person (print) / Nom de l'agent autorisé (caractères d'imprimerie):
Signature:
Tel. no. / Nº de tél.: ( )

DO NOT WRITE IN THIS AREA
NE PAS ÉCRIRE DANS CET ESPACE

50074056

TICKET NUMBER

CAT

CERTIFIED AUTOMATED TRUCK SCALE

CAT SCALE COMPANY
P.O. BOX 830
WALCOTT, IA 52773
(563) 284-6263
www.catscale.com

PUBLIC WEIGHMASTER'S CERTIFICATE OF WEIGHT & MEASURE

THE CAT SCALE GUARANTEE

The CAT Scale Company guarantees that our scales will give an accurate weight. What makes us different from other scale companies is that we back up our guarantee with cash.®

"WEIGH WHAT WE SAY OR WE PAY"®

If you get an overweight fine from the state **AFTER** one of our CAT Scales showed a legal weight, we will immediately check our scale and we will:

(1) Reimburse you for the cost of the overweight fine if our scale is wrong, OR
(2) A representative of CAT Scale Company will appear in court **WITH** the driver as an expert witness if we believe our scale was correct.

IF YOU SHOULD GET AN OVERWEIGHT FINE, YOU SHOULD DO THE FOLLOWING TO GET THE PROBLEM RESOLVED:

1) Post bond and request a court date.
2) Call CAT Scale Company direct 24 hours a day at 1-877-CAT-SCALE (toll free).
3) **IMMEDIATELY** send a copy of the citation, CAT Scale ticket, your name, company, address, and phone number to CAT Scale Company Attn: Operations Manager.

THANK YOU FOR WEIGHING ON CAT SCALE

* The four weights shown below are separate weights. The GROSS WEIGHT is the CERTIFIED WEIGHT and was weighed on a full length platform scale.

DATE: 10/19/03

SCALE LOCATION: CAT 302
POCONO TRK PLAZA
I 80 AND U.S.611
BARTONSVILLE PA.

STEER AXLE 10520 lb
DRIVE AXLE 14800 lb
TRAILER AXLE 7420 lb
* GROSS WEIGHT 32740 lb

This is to certify that the following described merchandise was weighed, counted, or measured by a public or deputy weighmaster, and when properly signed and sealed shall be prima facie evidence of the accuracy of the weight shown as prescribed by law.

BIG DOG SCALES

3 11-87 Truck Plaza Inc.
Exit 42 1/4 West on Rt. 11
Champlain, N.Y., 12919
one 518-298-8866 (518-298-5682 fax)

Date: 10/20/03

pany Page Tk# 2760

y State Trl# 296 6787

N/C

Scale 1	10380 lb	G1
Scale 2	22000 lb	G2
Scale 3	21260 lb	G3
TOTAL	53640 lb	GT

WEIGHED ON CARDINAL SCALES

Weighed By: [signature]

0190

GSI ENVIRONNEMENT

855 Pepin Street
Sherbrooke, Quebec J1L 2P8
Tel.: (819) 829-0101 / Fax: (819) 829-2717
E-mail: sherbrooke@gsienv.ca

WASTE TRANSPORTATION MANIFEST

CONTAMINATED ☐
NON CONTAMINATED ☐

CLIENT: Capitol
PROJECT: 2003-55
DATE: ___/___/___ **HOUR:** _____

SHIPPER/LOADING:
NAME: A.K. Allen Co. inc.
ADDRESS: Mineola NY
TEL.:
CONTACT PERSON: Bo Iwaskiw

CONSIGNEE/UNLOADING:
NAME: GSI ENVIRONNEMENT INC.
ADDRESS: 855 Pepin Street, Sherbrooke, Quebec, J1L 2P8
TEL.: (819) 829-0101
CONTACT PERSON: Roger D'Amour

TRANSPORTER: Page E.T.C. inc.
DRIVER: Ray DeJohn
I.D. NUMBER: 42440 AA NY
TYPE OF TRUCK: Semi
SIGNATURE: Ray DeJohn
QUANTITY:
GROSS MASS: 93860 lbs
MASS OF TRUCK: 32.080
NET MASS: 61,718 lbs
30,859

SOIL ☑ **SLUDGE** ☐
OTHER ☐

PHYSICAL CONDITION:
DRY ☐ HUMID ☐ MUDDY ☐

TYPE OF RESIDUE: (Description)
CLAY ☐
SAND ☐
GRAVEL ☐

WATER:
APPROX. VOLUME: _____ CUBIC METERS
FREE PHASE: YES ☐ NO ☐

SAMPLES FOR ANALYSIS:
YES ☑ NO ☐
SAMPLE NO.:

CONTAMINANT(S):
VOC ☐ Oil & Grease (Mineral) ☐
PAH ☑ Heavy Metals ☑
OTHERS: ☐ copper

ORGANOLEPTIC OBSERVATIONS:
ODOR:
Light ☐ Average ☐ Persistent ☐
VISUAL:
Normal ☐ Abnormal ☐
COLOUR:

ACCEPTANCE AT RECEIVING SITE:
SIGNATURE: [signature]
DATE: 07/01/03
HOUR: 8:35

Liner : Yes ☑ No ☐
Trailer decontamination : Yes ☑ [initials] Initials

Weight slip : 000551 + 71124174
U.S. Manifest : NYG 1886733
Can. Manifest : 9151033-9

White Copy: Administration Yellow Copy : Customer Gold Copy : Project Manager Pink Copy: Transportation

C:/DATA/DIVERS/2000/TRANSPORT MANIFEST/LEE

71124174

TICKET NUMBER

CAT SCALE

CERTIFIED AUTOMATED TRUCK SCALE

CAT SCALE COMPANY
P.O. BOX 630
WALCOTT, IA 52773
(563) 284-6263
www.catscale.com

000633

THE CAT SCALE GUARANTEE

The CAT Scale Company guarantees that our scales will give an accurate weight. What makes us different from other scale companies is that we back up our guarantee with cash.©

"WEIGH WHAT WE SAY OR WE PAY" ®

If you get an overweight fine from the state AFTER one of our CAT Scales showed a legal weight, we will immediately check our scale and we will:

(1) Reimburse you for the cost of the overweight fine if our scale is wrong, **OR**
(2) A representative of CAT Scale Company will appear in court **WITH** the driver as an expert witness if we believe our scale was correct.

IF YOU SHOULD GET AN OVERWEIGHT FINE, YOU SHOULD DO THE FOLLOWING TO GET THE PROBLEM RESOLVED:

1) Post bond and request a court date.
2) Or call CAT Scale Company direct 24 hours a day at 1-877-CAT-SCALE (Toll Free)
3) **IMMEDIATELY** send a copy of the citation, CAT Scale Ticket, your name, company, address, and phone number to CAT Scale Company Attn: Citation Dept.

CAT SCALE COLLECTOR CARD INSIDE!

EMPTY

* The four weights shown below are separate weights. The GROSS WEIGHT is the CERTIFIED WEIGHT and was weighed on a full length platform scale.

DATE: 06/30/03

85999 **SCALE LOCATION:** CAT665
PILOT OIL
I81 AND EXIT 3
BINGHAMTON NY

PUBLIC WEIGHMASTER'S CERTIFICATE OF WEIGHT & MEASURE

STEER AXLE	10760 lb
DRIVE AXLE	12840 lb
TRAILER AXLE	8480 lb
* GROSS WEIGHT	32080 lb

000551

FOX RUN PARC

Box 221A RR#1, West Coxsackie, NY 12192
Phone 518-731-2722 Fax 518-731-8146

LOADED

This is to certify that the following described merchandise was weighed, counted, or measured by a public or deputy weighmaster, and when properly signed and sealed shall be prima facia evidence of the accuracy of the weight shown as prescribed by law.

Date 06/30/03

Scale Location:

FOX RUN PARC
I87
COXSACKIE NY

Scale 143027
Location: 10662

AXLE WEIGHTS	
Steer Axle	12080 lb
Drive Axle	40380 lb
Trailer Axle	41400 lb
*Gross Weight	93860 lb

* The four weights shown above are separate weights for each axle. The GROSS WEIGHT is the CERTIFIED WEIGHT and was weighed on a platform length scale.

Type of article weighed: ☐ Livestock ☐ Produce ☐ Property ☐ Commodity ☐ Other

Company Page

Tractor # 9076 Trailer # 1001 Full Weight Ticket #

A.K. ALLEN CO.

SHIPPER

SHIPPER 255 2ND ST

ORIGIN MINEOLA, N.Y.

LOADING

TIME IN: ____ TIME OUT: ____ DATE: 6-30-03

BY _____
PLEASE SIGN FULL NAME – NO INITIALS

BEFORE LOADING – THE FOLLOWING MUST BE COMPLETED:
TRAILER HAS BEEN SWEPT CLEAN, IS FREE FROM FOREIGN MATERIAL AND TARP IS IN ACCEPTABLE CONDITION.

DRIVER SIGNATURE _____ LOADER SIGNATURE _____

COMMODITY

HAZ-SOIL 3077

GSI ENVIRO INC.

CONSIGNEE

CONSIGNEE 855 PEPIN ST

DESTINATION SHERBROOKE QUEBEC

UNLOADING

TIME IN: 08:00 TIME OUT: 08:40 DATE: 6-31-03

THE PAGE COMPANIES
Trombley Road, P.O. Box 920
Weedsport, New York 13166
(315) 834-6681 • 800-233-2126

TRUCK NO.	DRIVER NAME
9076	[illegible]

RECEIVED ABOVE MATERIAL IN GOOD ORDER

CONSIGNEE NAME: GSI environ. Yves Beaudoin

BY _____
PLEASE SIGN FULL NAME – NO INITIALS

CONSIGNEE COPY DELIVERY RECEIPT

DISPATCH NUMBER

SHIPPER NUMBER
86733

SHIPPER WEIGHT - LBS.
G 93,860
T 32,080
N

CONSIGNEE NUMBER

CONSIGNEE WEIGHT - LBS.
G 93,860
T 32,080
N 61,780

30.89 US TON

MANIFEST - MANIFESTE

This Manifest conforms to all Federal and Provincial transport and environmental legislation requiring manifesting.
Ce manifeste est conforme aux législations fédérale et provinciale sur l'environnement et le transport, requérant un manifeste.

Manifest Reference No.
Nº de référence du manifeste **9151033-9**

A Consignor (Generator) Expediteur (Producteur)

Provincial ID No. / Nº d'id. provincial

Company name / Nom de l'entreprise

Mailing address / Adresse postale | City / Ville | Province | Postal code / Code postal

Shipping site address / Origine de l'expédition

City / Ville | Province | Postal code / Code postal

Intended consignee
Destinataire prévu

Provincial ID No. / No d'id. provincial

Address / Adresse | City / Ville | Province | Postal code / Code postal

Receiving site address / Destination de l'expédition

City / Ville | Province | Postal code / Code postal

B Carrier Transporteur

Provincial ID No. / Nº d'id. provincial

Company name / Nom de l'entreprise

Address / Adresse

City / Ville | Prov. | Postal code / Code postal

	Registration No. / Nº d'immatriculation	Prov.
Vehicle / Véhicule		
Trailer/Rail Car No. 1 1er remorque – wagon		
Trailer/Rail Car No. 2 2e remorque – wagon		

Point of entry
Point d'entrée

Point of exit
Point de sortie

Carrier Certification: *I declare that I have received waste as offered by the consignor in Part A for delivery to the intended consignee and that the information contained in Part B is complete and correct.* / ***Déclaration du transporteur*** *: J'atteste avoir reçu les déchets offerts par l'expéditeur dans la partie A en vue de leur livraison au destinataire choisi et que les renseignements inscrits à la partie B sont exacts et complets.*

Year / Année | Month / Mois | Day / Jour | Name of authorized person (print)
Nom de l'agent autorisé (caractères d'imprimerie)

Signature | Tel. No. / Nº de tél.

Reference nos. of other Manifest(s) used / Nº's de références des autres manifestes utilisés

C Consignee (Receiver) Destinataire (Réceptionnaire)

Provincial ID No. / Nº d'id. provincial

Consignee information same as Intended Consignee in Part A
L'information à fournir par le destinataire est la même qu'en A

☑ Yes / Oui ☐ No, complete the boxed area below
Non, compléter la boîte ci-dessous

Company name / Nom de l'entreprise

Address / Adresse

City / Ville | Province | Postal code / Code postal

Receiving site address / Destination de l'expédition

City / Ville | Province | Postal code / Code postal

Date received / Date de reception
Year / Année | Month / Mois | Day / Jour

Time / Heure ☑ A.M. ☐ P.M.

Physical state État physique	Shipping name of waste Appellation réglementaire du déchet	Waste identification Identification du déchet: Provincial No. / Nº (Quebec-Ontario only) (Quebec-Ontario seul)	TDGA/PIN LTMD/NIP	Quantity shipped Quantité expédiée	Units L or ou kg unites	Classification	Packing group Groupe d'emballage	Packaging Contenants: No. Nbre	Codes int.-ext.
	Environmentally hazardous substance, solid, N.O.S. (TCE contaminated soil)	[illegible]	[illegible]	20 000	[illegible]	[illegible]	[illegible]		

Quantity received Quantité reçu	Units L or ou kg unites	Identify any shipment discrepancy problems. Attach addendum if necessary. / Indiquer toute différence relative à l'expédition. Annexer une feuille au besoin.	Handling code Code de manutention	Decontamination Décontamination: Packaging Contenants Yes Oui	Packaging Contenants No Non	Vehicle Véhicule Yes Oui	Vehicle Véhicule No Non
[illegible]	[illegible]			✓			

Special handling/Emergency instructions
Manutention spéciale/instructions d'urgence

☐ Attached Ci-jointes ☐ Below Ci-dessous

Notice [illegible], line [illegible]

Circulation no. – Quebec only
Nº de circulation – Réservée au Québec

If handling code "Other" (specify)
Si code de manutention "divers", spécifier

If waste to be transferred, specify intended company name / Si les déchets doivent être transférés, préciser le nom du destinataire

Provincial ID No. / Nº d'id. provincial

Address / Adresse | City / Ville | Prov.

Date shipped / Date d'expédition
Year / Année | Month / Mois | Day / Jour

Time / Heure ☐ A.M. ☐ P.M.

Scheduled arrival date / Date d'arrivée prévue
Year / Année | Month / Mois | Day / Jour

Consignor Certification: *I declare that the information contained in Part A is correct and complete.*
Déclaration de l'expéditeur *: Je déclare que tous les renseignements à la partie A sont veridiques et complets.*

Name of authorized person (print)
Nom de l'agent autorisé (caractères d'imprimerie)

Signature | Tel. no. / Nº de tél.

Consignee Certification: *I declare that the information contained in Part C is correct and complete.*
Déclaration du l'expéditeur *: Je déclare que tous les renseignements à la partie C sont véridiques et complets.*

Name of authorized person (print) / Nom de l'agent autorisé (caractères d'imprimerie)

Signature | Tel. no / Nº de tél.

MOE 04-1917 (12/01)

Mailed by Consignee to Consignor - Postée par le destinataire à l'expéditeur

Copy / Copie 6 (brown / brun)

NYG 1886733

STATE OF NEW YORK
DEPARTMENT OF ENVIRONMENTAL CONSERVATION
DIVISION OF SOLID & HAZARDOUS MATERIALS

HAZARDOUS WASTE MANIFEST

P.O. Box 12820, Albany, New York 12212

Please type or print. Do not staple

(Hazardous Waste Manifest 1/5/90)

In case of emergency or spill immediately call the National Response Center (800) 424-8802 and the NYS Department of Environmental Conservation (518) 457-7362

UNIFORM HAZARDOUS WASTE MANIFEST

1. Generator's US EPA ID No.: NYD002038040
Manifest Doc. No.: 86733
2. Page 1 of

Information within heavy bold line is not required by Federal Law.

3. Generator's Name and Mailing Address
A.K. Allen Company
255 Second St., Mineola, NY 11501

4. Generator's Telephone Number (516) 747-5450

A. NYG 1886733
B. Generator's ID: SAME

5. Transporter 1 (Company Name): Page ETC, Inc
6. US EPA ID Number: NYD986969947
C. State Transporter's ID: AS42850-NY
D. Transporter's Telephone (800) 230-5037

7. Transporter 2 (Company Name)
8. US EPA ID Number
E. State Transporter's ID
F. Transporter's Telephone ( )

9. Designated Facility Name and Site Address
GSI Environment, Inc.
855 Pepin Street
Sherbrooke Quebec Canada J1L2PB
10. US EPA ID Number: 7610-05-01-0098503050000873
G. State Facility ID
H. Facility Telephone (819) 829-0101

GENERATOR

11. US DOT Description (Including Proper Shipping Name, Hazard Class and ID Number)	12. Containers Number	Type	13. Total Quantity	14. Unit Wt/Vol	I. Waste No.
a. Hazardous Waste, Solid, N.O.S., 9, NA3077, III (Tetrachloroethene)	001	DT	EST XXX22	T	EPA D008 / STATE
b.					EPA / STATE
c					EPA / STATE
d.					EPA / STATE

J. Additional Descriptions for Materials listed Above
Also: F001, F002 ERG171
a. c. b. d.

K. Handling Codes for Wastes Listed Above
a. T c. b. d.

15. Special Handling Instructions and Additional Information
Date: 6-30-03 Time:
Departure City/State: Lacolle/Champlain Signature: Ray DeJohn
Emergency Contact: Capitol Environmental Services (302)652-8999 EPA Notice#379/02

16. GENERATOR'S CERTIFICATION: I hereby declare that the contents of this consignment are fully and accurately described above by proper shipping name and are classified, packed, marked and labeled, and are in all respects in proper condition for transport by highway according to applicable international and national government regulations and state laws and regulations. **conforms to the terms of attached EPA acknowledgment of Consent**
If I am a large quantity generator, I certify that I have a program in place to reduce the volume and toxicity of waste generated to the degree I have determined to be economically practicable and that I have selected the practicable method of treatment, storage, or disposal currently available to me which minimizes the present and future threat to human health and the environment; OR if I am a small quantity generator, I have made a good faith effort to minimize my waste generation and select the best waste management method that is available to me and that I can afford.

Printed/Typed Name: DARIO PALLADINO
Signature:
Mo. Day Year: 06 30 03

TRANSPORTER

17. Transporter 1 Acknowledgement of Receipt of Materials
Printed/Typed Name: RAY DEJOHN
Signature:
Mo. Day Year: 06 30 03

18. Transporter 2 Acknowledgement of Receipt of Materials
Printed/Typed Name
Signature
Mo. Day Year

FACILITY

19. Discrepancy Indication Space
30.89 Tons 61.7886s

20. Facility Owner or Operator: Certification of receipt of hazardous materials covered by this manifest except as noted in Item 19.
Printed/Typed Name: Yves Beaudoin
Signature:
Mo. Day Year: 07 01 03

COPY 2—Generator State—Mailed by TSD Facility

NYG 1886787

Please type or print. Do not staple

STATE OF NEW YORK
DEPARTMENT OF ENVIRONMENTAL CONSERVATION
DIVISION OF SOLID & HAZARDOUS MATERIALS

HAZARDOUS WASTE MANIFEST

P.O. Box 12820, Albany, New York 12212

(Hazardous Waste Manifest 1/5/99)

In case of emergency or spill immediately call the National Response Center (800) 424-8802 and the NYS Department of Environmental Conservation (518) 457-7362

UNIFORM HAZARDOUS WASTE MANIFEST

1. Generator's US EPA ID No.: NYD002038040
Manifest Doc. No.: 86787
2. Page 1 of
Information within heavy bold line is not required by Federal Law.

3. Generator's Name and Mailing Address
A.K. Allen Company
255 Second St., Mineola, NY 11501

4. Generator's Telephone Number (516) 747-5450

A. NYG 1886787

B. Generator's ID: SAME

5. Transporter 1 (Company Name): Page ETC, Inc
6. US EPA ID Number: NYD986969947

C. State Transporter's ID: XS 8447Z PA

D. Transporter's Telephone (800) 230-5037

7. Transporter 2 (Company Name)
8. US EPA ID Number

E. State Transporter's ID

F. Transporter's Telephone ( )

9. Designated Facility Name and Site Address
GSI Environment, Inc.
855 Pepin Street
Sherbrooke Quebec Canada J1L2P8

10. US EPA ID Number: 7610-05-01-0098503050000873

G. State Facility ID

H. Facility Telephone (819) 829-0101

11. US DOT Description (Including Proper Shipping Name, Hazard Class and ID Number)	12. Containers Number	Type	13. Total Quantity	14. Unit Wt/Vol	I. Waste No.
a. Hazardous Waste, Solid, N.O.S., 9, NA3077, III (Tetrachloroethene)	001	DT	EST XXXZZ	T	EPA D008 / STATE
b.					EPA / STATE
c					EPA / STATE
d.					EPA / STATE

J. Additional Descriptions for Materials listed Above
a. Also: F001, F002 ERG171
b.
c.
d.

K. Handling Codes for Wastes Listed Above
a. c.
b. d.

15. Special Handling Instructions and Additional Information
Date: 7-14-03 Time:
Departure City/State: Champlain NY Signature:
Emergency Contact: Capitol Environmental Services (302)652-8999 EPA Notice#379/02

16. GENERATOR'S CERTIFICATION: I hereby declare that the contents of this consignment are fully and accurately described above by proper shipping name and are classified, packed, marked and labeled, and are in all respects in proper condition for transport by highway according to applicable international and national government regulations and state laws and regulations **conforms to the terms of attached EPA acknowledgment of Consent**
If I am a large quantity generator, I certify that I have a program in place to reduce the volume and toxicity of waste generated to the degree I have determined to be economically practicable and that I have selected the practicable method of treatment, storage, or disposal currently available to me which minimizes the present and future threat to human health and the environment; OR if I am a small quantity generator, I have made a good faith effort to minimize my waste generation and select the best waste management method that is available to me and that I can afford.

Printed/Typed Name: Daniel A Pallidino
Signature: [signature]
Mo. 07 Day 14 Year 03

17. Transporter 1 Acknowledgement of Receipt of Materials
Printed/Typed Name: Kevin Bean
Signature: Kevin Bean
Mo. 07 Day 14 Year 03

18. Transporter 2 Acknowledgement of Receipt of Materials
Printed/Typed Name
Signature
Mo. Day Year

19. Discrepancy Indication Space
30.32 Tons

20. Facility Owner or Operator: Certification of receipt of hazardous materials covered by this manifest except as noted in Item 19.
Printed/Typed Name
Signature
Mo. Day Year

MANIFEST - MANIFESTE

This Manifest conforms to all Federal and Provincial transport and environmental legislation requiring manifesting.
Ce manifeste est conforme aux législations fédérale et provinciale sur l'environnement et le transport, requérant un manifeste.

Manifest Reference No. / N° de référence au manifeste: **9151001-6**

A Consignor (Generator) / Expéditeur (Producteur)
Provincial ID No. / N° d'id. provincial: NYD002038040
Company name / Nom de l'entreprise: A.K. Allen Company inc.
Mailing address / Adresse postale: 255 E 2nd Street Mineola NY 11501
Shipping site address / Origine de l'expédition: 255 E 2nd Street
City / Ville: Mineola | Province: NY | Postal code / Code postal: 11501

Intended consignee / Destinataire prévu: GSI Environnemnt
Provincial ID No. / No d'id. provincial: 1146767646
Address / Adresse: 855 rue Pepin
City / Ville: Sherbrooke | Province: Qc | Postal code / Code postal: J1L 2P8
Receiving site address / Destination de l'expédition: 855 rue Pepin
City / Ville: Sherbrooke | Province: Qc | Postal code / Code postal: J1L 2P8

B Carrier / Transporteur
Provincial ID No. / N° d'id. provincial: R519567-3
Company name / Nom de l'entreprise: Page E.T.C. Inc
Address / Adresse: 2758 Trombley Rd
City / Ville: Weedsport | Prov.: NY | Postal code / Code postal: 13166

	Registration No. / N° d'immatriculation	Prov.
Vehicle / Véhicule	AE 24712	PA
Trailer/Rail Car No. 1 / 1er remorque – wagon	XS 84472	PA
Trailer/Rail Car No. 2 / 2e remorque – wagon		

Point of entry / Point d'entrée: LaColle
Point of exit / Point de sortie: Charplain

Carrier Certification: I declare that I have received waste as offered by the consignor in Part A for delivery to the intended consignee and that the information contained in Part B is complete and correct. / Déclaration du transporteur : J'atteste avoir reçu les déchets offerts par l'expéditeur dans la partie A en vue de leur livraison au destinataire choisi et que les renseignements inscrits à la partie B sont exacts et complets.

Year / Année: 03 | Month / Mois: 07 | Day / Jour: 14
Name of authorized person (print) / Nom de l'agent autorisé (caractères d'imprimerie): Kevin Bean
Signature: Kevin Bean
Tel. No. / N° de tél.: (800) 230-5037

Reference nos. of other Manifest(s) used / N°s de références des autres manifestes utilisés: NYG 1886787

C Consignee (Receiver) / Destinataire (Réceptionnaire)
Provincial ID No. / N° d'id. provincial:
Consignee information same as intended Consignee in Part A / L'information à fournir par le destinataire est la même qu'en A: ☐ Yes / Oui ☐ No, complete the boxed area below / Non, compléter la boîte ci-dessous
Company name / Nom de l'entreprise:
Address / Adresse:
City / Ville: | Province: | Postal code / Code postal:
Receiving site address / Destination de l'expédition:
City / Ville: | Province: | Postal code / Code postal:

Date received / Date de réception: Year / Année | Month / Mois | Day / Jour
Time / Heure: ☐ A.M. ☐ P.M.

Physical state / État physique	Shipping name of waste / Appellation réglementaire du déchet	Waste identification / Identification du déchet: Provincial No. / N° (Quebec-Ontario only) (Quebec-Ontario seul)	TDGA/PIN LTMD/NIP	Quantity shipped / Quantité expédiée	Units L or kg / unités	Classification	Packing group / Groupe d'emballage	Packaging / Contenants: No. / Nbre	Codes int.-ext.	Quantity received / Quantité reçu	Units L or kg / unités	Identify any shipment discrepancy problems. Attach addendum if necessary. / Indiquer toute différence relative à l'expédition. Annexer une feuille au besoin.	Handling code / Code de manutention	Decontamination / Décontamination: Packaging / Contenants Yes / Oui	No / Non	Vehicle / Véhicule Yes / Oui	No
5	Environmentally hazardous waste substance, solid, N.O.S (TCE contaminated soil)	N/A	UN3077	est. 20 000	kg	9	III	1	03								

Special handling/Emergency instructions / Manutention spéciale/instructions d'urgence: ☐ Attached / Ci-jointes ☐ Below / Ci-dessous
Notice 104769, line 1 Emergency # 819-829-0101 (GSI)

Circulation no. – Quebec only / N° de circulation – Réservée au Québec

If handling code "Other" (specify) / Si code de manutention "divers", spécifier:
If waste to be transferred, specify intended company name / Si les déchets doivent être transférés, préciser le nom du destinataire:
Provincial ID No. / N° d'id. provincial:
Address / Adresse: | City / Ville: | Prov.:

Date shipped / Date d'expédition: Year / Année | Month / Mois | Day / Jour: 03 07 14
Time / Heure: 0940 ☐ A.M. ☐ P.M.
Scheduled arrival date / Date d'arrivée prévue: Year / Année | Month / Mois | Day / Jour

Consignor Certification: *I declare that the information contained in Part A is correct and complete.*
Déclaration de l'expéditeur : *Je déclare que tous les renseignements à la partie A sont veridiques et complets.*

Name of authorized person (print) / Nom de l'agent autorisé (caractères d'imprimerie): DANIEL A. PALLADINO
Signature:
Tel. no. / N° de tél.: (516) 747-5450

Consignee Certification: I declare that the information contained in Part C is correct and complete.
Déclaration du l'expéditeur : Je déclare que tous les renseignements à la partie C sont véridiques et complets.
Name of authorized person (print) / Nom de l'agent autorisé (caractères d'imprimerie):
Signature:
Tel. no. / N° de tél.: ( )

MOE 04-1917 (12/01)

Instructions for completion and distribution on reverse / Instructions pour compléter et distribuer au verso

Copy / Copie 1 (white / blanche

GSI ENVIRONNEMENT
855 Pepin Street
Sherbrooke, Quebec J1L 2P8
Tel.: (819) 829-0101 / Fax: (819) 829-2717
E-mail: sherbrooke@gsienv.ca

WASTE TRANSPORTATION MANIFEST

CONTAMINATED ☒
NON CONTAMINATED ☐

CLIENT: CAPITOL
PROJECT: 2003-55
DATE: / / HOUR:

SHIPPER/LOADING:
NAME: A.K. ADDEN COMP.
ADDRESS: MINEOLA N.Y
TEL.:
CONTACT PERSON: BO INASKIN

CONSIGNEE/UNLOADING:
NAME: GSI ENVIRONNEMENT INC.
ADDRESS: 855 Pepin Street, Sherbrooke, Quebec, J1L 2P8
TEL.: (819) 829-0101
CONTACT PERSON:

TRANSPORTER: PAGE ETC Inc
DRIVER: Kevin Bean
I.D. NUMBER: AE24712 PA
TYPE OF TRUCK: Dump Truck
SIGNATURE: Kevin Bean
QUANTITY:
GROSS MASS: 93720
MASS OF TRUCK: 33080
NET MASS: 60640
30,32 TC

SOIL ☐ SLUDGE ☐
OTHER ☐

PHYSICAL CONDITION:
DRY ☐ HUMID ☐ MUDDY ☐

TYPE OF RESIDUE: (Description)
CLAY ☐
SAND ☐
GRAVEL ☐

WATER:
APPROX. VOLUME: CUBIC METERS
FREE PHASE: YES ☐ NO ☐

SAMPLES FOR ANALYSIS:
YES ☒ NO ☐
SAMPLE NO.:

CONTAMINANT(S):
VOC ☐ Oil & Grease (Mineral) ☐
PAH ☒ Heavy Metals ☒
OTHERS: ☐ COPPER

ORGANOLEPTIC OBSERVATIONS:
ODOR:
Light ☐ Average ☐ Persistent ☐
VISUAL:
Normal ☐ Abnormal ☐
COLOUR:

ACCEPTANCE AT RECEIVING SITE:
SIGNATURE: Réjane Gues
DATE: 07/15/03
HOUR: 8:00 AM

Liner: Yes ☒ No ☐
Trailer decontamination: Yes ☑ Y.T. Initials

Weight slip:
U.S. Manifest: CY.G1886787
Can. Manifest: 9151001-6

71578046
TICKET NUMBER

CERTIFIED AUTOMATED TRUCK SCALE

CAT SCALE COMPANY
P.O. BOX 880
WALCOTT, IA 52773
(563) 284-6263
www.catscale.com

THE CAT SCALE GUARANTEE

The CAT Scale Company guarantees that our scales will give an accurate weight. What makes us different from other scale companies is that we back up our guarantee with cash.

CAT SCALE COLLECTOR CARD INSIDE!

"WEIGH WHAT WE SAY OR WE PAY"®

If you get an overweight fine from the state AFTER one of our CAT Scales showed a legal weight, we will immediately check our scale and will:
(1) Reimburse you for the cost of the overweight fine if our scale is wrong, OR
(2) A representative of CAT Scale Company will appear in court WITH the driver as an expert witness if we believe our scale was correct.

IF YOU SHOULD GET AN OVERWEIGHT FINE, YOU SHOULD DO THE FOLLOWING TO GET THE PROBLEM RESOLVED:

1) Post bond and request a court date.
2) Or call CAT Scale Company direct 24 hours a day at 1-877-CAT-SCALE (Toll Free)
3) IMMEDIATELY send a copy of the citation, CAT Scale Ticket, your name, company, address, and phone number to CAT Scale Company Attn: Citation Dept.

* The four weights shown below are separate weights. The GROSS WEIGHT is the CERTIFIED WEIGHT and was weighed on a full length platform scale.

DATE: 07/14/03

STEER AXLE 10420 lb
DRIVE AXLE 13660 lb
TRAILER AXLE 9000 lb
* GROSS WEIGHT 33080 lb

023203 SCALE CAT 302
62120 LOCATION: POCONO TRK PLAZA
I 80 AND U.S. 611
BARTONSVILLE PA.

PUBLIC WEIGHMASTER'S CERTIFICATE OF WEIGHT & MEASURE

I hereby certify that the following described merchandise was weighed, counted, or measured by a

BIG DOG SCALES

11-87 Truck Plaza Inc.
Exit 42 1/4 West on Rt. 11
Champlain, N.Y., 12919
Phone 518-298-8866 (518-298-5682 fax)

Date: 7-14-03

Company Page ETC Tk# 2385

Weedsport State Ny Trl# 5730

Scale 1	11160 lb	G1
Scale 2	39660 lb	G2
Scale 3	42900 lb	G3
TOTAL	93720 lb	GT

WEIGHED ON CARDINAL SCALES

Weighed By: TB

REVENUE CANADA
Customs and Excise

CANADA CUSTOMS INVOICE

Page of

1. Vendor (Name and Address)

A.K. Allen Company Inc.
255 E 2nd St
Mineola, NY

2. Date of Direct Shipment to Canada

3. Other References (Include Purchaser's Order No.)

4. Consignee (Name and Address)

CSI Environment
855 rue Pepin
Sherbrooke, QC J1L 2P3

5. Purchaser's Name and Address (If other than Consignee)

Page E.T.C., INC.
2758 Trombley Rd
Weedsport, NY 13166

6. Country of Transshipment

PARTIES TO THIS TRANSACTION ARE ☐ RELATED ☐ NOT RELATED

7. Country of Origin of Goods: U.S.

IF SHIPMENT INCLUDES GOODS OF DIFFERENT ORIGINS ENTER ORIGINS AGAINST ITEMS IN 12

8. Transportation: Give Mode and Place of Direct Shipment to Canada

9. Conditions of Sale and Terms of Payment (i.e. Sale, Consignment Shipment, Leased Goods, etc.)

10. Currency of Settlement

11. No. of Pkgs	12. Specification of Commodities (Kind of Packages, Marks and Numbers, General Description and Characteristics, i.e. Grade, Quality)	13. Quantity (State Unit)	SELLING PRICE 14. Unit Price	15. Total
1 T/L	Environmentally hazardous substance 4268 PARS 010219 PAGE E.T.C. INC.			.01 ¢

16. If any of fields 1 to 17 are included on an attached commercial invoice, check this box ☐

Commercial Invoice No. _____

18. Total Weight: Net _____ Gross _____

17. INVOICE TOTAL .01¢

19. Exporter's Name and Address (If other than Vendor)

20. Originator (Name and Address)

21. Departmental Ruling (If applicable)

22. If fields 23 to 25 are not applicable, check this box ☐

23. If included in field 17 indicate amount

(i) Transportation charges, expenses and insurance from the place of direct shipment to Canada
$_____

(ii) Cost for construction, erection and assembly incurred after importation into Canada
$_____

(iii) Export packing
$_____

24. If NOT included in field 17 indicate amount

(i) Transportation charges, expenses and insurance to the place of direct shipment to Canada
$_____

(ii) Amounts for commissions other than buying commissions
$_____

(iii) Export packing
$_____

25. Check (if applicable)

(i) Royalty payments or subsequent proceeds are paid or payable by the purchaser ☐

(ii) The purchaser has supplied goods or services for use in the production of these goods ☐

DEPARTMENT OF NATIONAL REVENUE - CUSTOMS AND EXCISE
CUSTOM CLEARANCE BY

Revised 1993

For Sale by S. M. HEWITT (Sarnia) Limited, Custom House Brokers, Sarnia, Ontario, Canada

NYG 1886661

STATE OF NEW YORK
DEPARTMENT OF ENVIRONMENTAL CONSERVATION
DIVISION OF SOLID & HAZARDOUS MATERIALS

HAZARDOUS WASTE MANIFEST

P.O. Box 12820, Albany, New York 12212

Please type or print. Do not staple

(Hazardous Waste Manifest 1/5/99)

In case of emergency or spill immediately call the National Response Center (800) 424-8802 and the NYS Department of Environmental Conservation (518) 457-7362

UNIFORM HAZARDOUS WASTE MANIFEST

1. Generator's US EPA ID No.: NYD002038040
Manifest Doc. No.: 86661
2. Page 1 of: 1

Information within heavy bold line is not required by Federal Law.

GENERATOR

3. Generator's Name and Mailing Address
A.K. Allen Company
255 Second St., Mineola, NY 11501

4. Generator's Telephone Number (516) 747-5450

A. NYG 1886661

B. Generator's ID: SAME

5. Transporter 1 (Company Name): Page ETC, Inc
6. US EPA ID Number: NYD986996947

C. State Transporter's ID: 293867-NY

D. Transporter's Telephone (800) 230-5037

7. Transporter 2 (Company Name)
8. US EPA ID Number

E. State Transporter's ID

F. Transporter's Telephone ( )

9. Designated Facility Name and Site Address
GSI Environment, Inc.
855 Pepin Street
Sherbrooke Quebec Canada J1L2PB

10. US EPA ID Number: 7610-05-01-00985030500000073

G. State Facility ID

H. Facility Telephone (819) 829-0101

11. US DOT Description (Including Proper Shipping Name, Hazard Class and ID Number)	12. Containers Number	Type	13. Total Quantity	14. Unit Wt/Vol	I. Waste No.
a. Hazardous Waste, Solid, N.O.S., 9, NA3077, III (Tetrachloroethene)	001	DT	EST XXX22	T	EPA D000
b.					STATE
					EPA
					STATE
c					EPA
					STATE
d.					EPA
					STATE

J. Additional Descriptions for Materials listed Above
a Also: F001, F002 ERG171
b
c
d

K. Handling Codes for Wastes Listed Above
a
b
c
d

15. Special Handling Instructions and Additional Information
Date: 7-14-03 Time:
Departure City/State: Champlain NY Signature: [signature]
Emergency Contact: Capitol Environmental Services (302)652-8999 EPA Notice#379/02

16. GENERATOR'S CERTIFICATION: I hereby declare that the contents of this consignment are fully and accurately described above by proper shipping name and are classified, packed, marked and labeled, and are in all respects in proper condition for transport by highway according to applicable international and national government regulations and state laws and regulations. **conforms to the terms of attached EPA acknowledgment of Consent** If I am a large quantity generator, I certify that I have a program in place to reduce the volume and toxicity of waste generated to the degree I have determined to be economically practicable and that I have selected the practicable method of treatment, storage, or disposal currently available to me which minimizes the present and future threat to human health and the environment; OR if I am a small quantity generator, I have made a good faith effort to minimize my waste generation and select the best waste management method that is available to me and that I can afford.

Printed/Typed Name: Daniel A. Palladino
Signature: [signature]
Mo. 07 Day 14 Year 03

TRANSPORTER

17. Transporter 1 Acknowledgement of Receipt of Materials
Printed/Typed Name: PRAN Schieble
Signature: [signature]
Mo. 07 Day 14 Year 03

18. Transporter 2 Acknowledgement of Receipt of Materials
Printed/Typed Name
Signature
Mo. Day Year

FACILITY

19. Discrepancy Indication Space
30.14 Tons

20. Facility Owner or Operator: Certification of receipt of hazardous materials covered by this manifest except as noted in Item 19.
Printed/Typed Name
Signature
Mo. Day Year

MANIFEST - MANIFESTE

This Manifest conforms to all Federal and Provincial transport and environmental legislation requiring manifesting.
Ce manifeste est conforme aux législations fédérale et provinciale sur l'environnement et le transport, requérant un manifeste

Manifest Reference No. / Nº de référence du manifeste: **9151004-0**

A Consignor (Generator) / Expediteur (Producteur)
Provincial ID No. / Nº d'id. provincial: NYD002038040
Company name / Nom de l'entreprise: A.K. Allen Company inc
Mailing address / Adresse postale: 255 E 2nd Street, City / Ville: Mineola, Province: NY, Postal code / Code postal: 11501
Shipping site address / Origine de l'expédition: 255 E 2nd Street
City / Ville: Mineola, Province: NY, Postal code / Code postal: 11501

Intended consignee / Destinataire prévu: GSI Environnement
Provincial ID No. / No d'id. provincial: 1146767646
Address / Adresse: 855 rue Pepin, City / Ville: Sherbrooke, Province: Qc, Postal code / Code postal: J1L 2P8
Receiving site address / Destination de l'expédition: 855 rue Pepin
City / Ville: Sherbrooke, Province: Qc, Postal code / Code postal: J1L 2P8

B Carrier / Transporteur
Provincial ID No. / Nº d'id. provincial: R519567-3
Company name / Nom de l'entreprise: PAGE ETC. INC
Address / Adresse: 2758 Trombley Rd
City / Ville: Weedsport, Prov.: NY, Postal code / Code postal: 13166

	Registration No. / Nº d'immatriculation	Prov.
Vehicle / Véhicule	27339 PA	NY
Trailer/Rail Car No. 1 / 1er remorque - wagon	2938B7	NY
Trailer/Rail Car No. 2 / 2e remorque - wagon		

Point of entry / Point d'entrée: LaColle
Point of exit / Point de sortie: Champlain

Carrier Certification: I declare that I have received waste as offered by the consignor in Part A for delivery to the intended consignee and that the information contained in Part B is complete and correct. / Déclaration du transporteur : J'atteste avoir reçu les déchets offerts par l'expéditeur dans la partie A en vue de leur livraison au destinataire choisi et que les renseignements inscrits à la partie B sont exacts et complets.

Year / Année: 03 Month / Mois: 07 Day / Jour: 14
Name of authorized person (print) / Nom de l'agent autorisé (caractères d'imprimerie): FRAN SCHIEBLE
Signature: Fran Schieble
Tel. No. / Nº de tél.: (800) 230-5037

Reference nos. of other Manifest(s) used / Nº's de références des autres manifestes utilisés: NYG 1886661

C Consignee (Receiver) / Destinataire (Réceptionnaire)
Provincial ID No. / Nº d'id. provincial:

Consignee information same as Intended Consignee in Part A / L'information à fournir par le destinataire est la même qu'en A
☐ Yes / Oui ☐ No, complete the boxed area below / Non, compléter la boîte ci-dessous

Company name / Nom de l'entreprise:
Address / Adresse:
City / Ville: Province: Postal code / Code postal:
Receiving site address / Destination de l'expédition:
City / Ville: Province: Postal code / Code postal:

Date received / Date de reception: Year / Année: Month / Mois: Day / Jour:
Time / Heure: ☐ A.M. ☐ P.M.

Physical state / État physique	Shipping name of waste / Appellation réglementaire du déchet	Waste identification / Identification du déchet: Provincial No. / Nº (Quebec-Ontario only) (Quebec-Ontario seul)	TDGA/PIN / LTMD/NIP	Quantity shipped / Quantité expédiée	Units / L or ou kg unites	Classification	Packing group / Groupe d'emballage	Packaging Contenants: No. / Nbre	Codes int.-ext.	Quantity received / Quantité reçu	Units / L or ou kg unites	Identify any shipment discrepancy problems / Attach addendum if necessary / Indiquer toute différence relative à l'expédition. Annexer une feuille au besoin.	Handling code / Code de manutention	Decontamination / Décontamination: Packaging Contenants Yes / Oui	No / Non	Vehicle / Véhicule Yes / Oui	No / Non
5	Environmentally hazardous waste substance, solid, N.O.S (TCE contaminated soil)	N/A	UN3077	EST 20 000	kg	9	III	1	03								

Special handling/Emergency instructions / Manutention spéciale/instructions d'urgence: ☐ Attached / Ci-jointes ☐ Below / Ci-dessous
Notice 104769, line 1
Emergency #819-829-0101 (GSI)

Circulation no. - Quebec only / Nº de circulation - Réservée au Québec

Date shipped / Date d'expédition: Year / Année: 03 Month / Mois: 07 Day / Jour: 14
Time / Heure: 1100 ☒ A.M. ☐ P.M.
Scheduled arrival date / Date d'arrivée prévue: Year / Année: Month / Mois: Day / Jour:

If handling code "Other" (specify) / Si code de manutention "divers" spécifier:
If waste to be transferred, specify intended company name / Si les déchets doivent être transférés, préciser le nom du destinataire:
Provincial ID No. / Nº d'id. provincial:
Address / Adresse: City / Ville: Prov.:

Consignee Certification: I declare that the information contained in Part C is correct and complete. / Déclaration du l'expéditeur : Je déclare que tous les renseignements à la partie C sont véridiques et complets.
Name of authorized person (print) / Nom de l'agent autorisé (caractères d'imprimerie):
Signature:
Tel. no. / Nº de tél.: ( )

Consignor Certification: I declare that the information contained in Part A is correct and complete.
Déclaration de l'expéditeur : Je déclare que tous les renseignements à la partie A sont veridiques et complets.

Name of authorized person (print) / Nom de l'agent autorisé (caractères d'imprimerie): DANIEL A.P. ALLADINO
Signature: [signature]
Tel. no. / Nº de tél.: (516) 747-5450

MOE 04-1917 (12/01)

Instructions for completion and distribution on reverse / Instructions pour compléter et distribuer au verso

Copy/Copie 1 (white/blanche

0212

GSI ENVIRONNEMENT

855 Pepin Street
Sherbrooke, Quebec J1L 2P8
Tel.: (819) 829-0101 / Fax: (819) 829-2717
E-mail: sherbrooke@gsienv.ca

WASTE TRANSPORTATION MANIFEST

CONTAMINATED ☒
NON CONTAMINATED ☐

CLIENT: CAPITOL PROJECT: 2003-55
DATE: ___/___/___ HOUR: _____

SHIPPER/LOADING:
NAME: D.K. ALLEN COMP.
ADDRESS: MINEOLA N.Y.
TEL.: _____
CONTACT PERSON: BO IWASKIN

CONSIGNEE/UNLOADING:
NAME: GSI ENVIRONNEMENT INC.
ADDRESS: 855 Pepin Street, Sherbrooke, Quebec, J1L 2P8
TEL.: (819) 829-0101
CONTACT PERSON: _____

TRANSPORTER: Page E.T.C. Inc.
DRIVER: FRAN SCHIEBLE
I.D. NUMBER: 293887 NY
TYPE OF TRUCK: VOLVO
SIGNATURE: [signature]
QUANTITY: _____
GROSS MASS: 90500
MASS OF TRUCK: 30220
NET MASS: 60280
30,14 TC

SOIL ☐ SLUDGE ☐
OTHER ☐ _____

PHYSICAL CONDITION:
DRY ☐ HUMID ☐ MUDDY ☐

TYPE OF RESIDUE: (Description)
CLAY ☐
SAND ☐
GRAVEL ☐

WATER:
APPROX. VOLUME: _____ CUBIC METERS
FREE PHASE: YES ☐ NO ☐

SAMPLES FOR ANALYSIS:
YES ☒ NO ☐
SAMPLE NO.: _____

CONTAMINANT(S):
VOC ☐ Oil & Grease (Mineral) ☐
PAH ☒ Heavy Metals ☒
OTHERS: ☐ COPPER

ORGANOLEPTIC OBSERVATIONS:
ODOR:
Light ☐ Average ☐ Persistent ☐
VISUAL:
Normal ☐ Abnormal ☐
COLOUR: _____

ACCEPTANCE AT RECEIVING SITE:
SIGNATURE: [signature]
DATE: 07 PLS 103
HOUR: 8:00 AM.

Liner: Yes ☒ No ☐
Trailer decontamination: Yes ☒ T.Y. initials

Weight slip: _____
U.S. Manifest: CY 61886661
Can. Manifest: _____

White Copy: Administration Yellow Copy: Customer Gold Copy: Project Manager Pink Copy: Transportation

BIG DOG SCALES

3 11-87 Truck Plaza Inc.
Exit 42 1/4 West on Rt. 11
Champlain, N.Y., 12919
one 518-298-8866 (518-298-5682 fax)

Date: 7-14-03

pany Page Tk# 90424

y State Trl#

Scale 1 11280 lb G1
Scale 2 37500 lb G2
Scale 3 [illegible] lb G3
TOTAL [illegible] lb GT

WEIGHED ON CARDINAL SCALES

Weighed By: TB

11,280
37,500
41,720
90,500

OPY

N.Y.S. Certified

BIG DOG SCALES

3 11-87 Truck Plaza Inc.
Exit 42 1/4 West on Rt. 11
Champlain, N.Y., 12919
one 518-298-8866 (518-298-5682 fax)

Date: 7-13-03

pany Page Tk# 90474

y State Trl#

Scale 1 10180 lb G1
Scale 2 12080 lb G2
Scale 3 7960 lb G3
TOTAL 30220 lb GT

WEIGHED ON CARDINAL SCALES

Weighed By: TB

30,220

REVENUE CANADA
Customs and Excise

CANADA CUSTOMS INVOICE

Page of

1. Vendor (Name and Address)

A.K. Allen Company Inc.
255 E 2nd St
Mineola, NY

2. Date of Direct Shipment to Canada

3. Other References (Include Purchaser's Order No.)

4. Consignee (Name and Address)

CSI Environment
855 rue Pepin
Sherbrooke, QC J1L 2P9

5. Purchaser's Name and Address (If other than Consignee)

Page E.T.C., INC.
2758 Trombley Rd
Weedsport, NY 13166

6. Country of Transshipment

PARTIES TO THIS TRANSACTION ARE ☐ RELATED ☐ NOT RELATED

7. Country of Origin of Goods
U.S.

IF SHIPMENT INCLUDES GOODS OF DIFFERENT ORIGINS ENTER ORIGINS AGAINST ITEMS IN 12

8. Transportation: Give Mode and Place of Direct Shipment to Canada

9. Conditions of Sale and Terms of Payment
(i.e. Sale, Consignment Shipment, Leased Goods, etc.)

10. Currency of Settlement

11. No. of Pkgs.	12. Specification of Commodities (Kind of Packages, Marks and Numbers, General Description and Characteristics, i.e. Grade, Quality)	13. Quantity (State Unit)	SELLING PRICE 14. Unit Price	15. Total
1 T/L	Environmentally hazardous substance 4268 PARS 010371 PAGE E.T.C. INC.			.01 ¢

16. If any of fields 1 to 17 are included on an attached commercial invoice, check this box ☐
Commercial Invoice No. _____

18. Total Weight
Net Gross

17. INVOICE TOTAL
.01¢

19. Exporter's Name and Address (If other than Vendor)

20. Originator (Name and Address)

21. Departmental Ruling (If applicable)

22. If fields 23 to 25 are not applicable, check this box ☐

23. If included in field 17 indicate amount
(i) Transportation charges, expenses and insurance from the place of direct shipment to Canada
$_____
(ii) Cost for construction, erection and assembly incurred after importation into Canada
$_____
(iii) Export packing
$_____

24. If NOT included in field 17 indicate amount
(i) Transportation charges, expenses and insurance to the place of direct shipment to Canada
$_____
(ii) Amounts for commissions other than buying commissions
$_____
(iii) Export packing
$_____

25. Check (if applicable)
(i) Royalty payments or subsequent proceeds are paid or payable by the purchaser ☐
(ii) The purchaser has supplied goods or services for use in the production of these goods ☐

DEPARTMENT OF NATIONAL REVENUE - CUSTOMS AND EXCISE
CUSTOM CLEARANCE BY

Revised 1 12 1999

For Sale by S. M. NEWITT (Sarnia) Limited, Custom House Brokers, Sarnia, Ontario, Canada

NYG 1886607

STATE OF NEW YORK
DEPARTMENT OF ENVIRONMENTAL CONSERVATION
DIVISION OF SOLID & HAZARDOUS MATERIALS

HAZARDOUS WASTE MANIFEST

P.O. Box 12820, Albany, New York 12212

Please type or print. Do not staple

(Hazardous Waste Manifest 1/5/93)

In case of emergency or spill immediately call the National Response Center (800) 424-8802 and the NYS Department of Environmental Conservation (518) 457-7362

UNIFORM HAZARDOUS WASTE MANIFEST

1. Generator's US EPA ID No.: NYD002038040
Manifest Doc. No.: 866607
2. Page 1 of

Information within heavy bold line is not required by Federal Law.

3. Generator's Name and Mailing Address
A.K. Allen Company
255 Second St., Mineola, NY 11501
4. Generator's Telephone Number (516) 747-5450

A. NYG 1886607
B. Generator's ID: SAME

5. Transporter 1 (Company Name): Page ETC, Inc
6. US EPA ID Number: NYD986996947
7. Transporter 2 (Company Name)
8. US EPA ID Number

C. State Transporter's ID
D. Transporter's Telephone (800) 230-5037
E. State Transporter's ID
F. Transporter's Telephone ( )

9. Designated Facility Name and Site Address
GSI Environment, Inc.
855 Pepin Street
Sherbrooke Quebec Canada J1L2P8
10. US EPA ID Number
7610-05-01-
00985030500000073

G. State Facility ID
H. Facility Telephone (819) 829-0101

11. US DOT Description (Including Proper Shipping Name, Hazard Class and ID Number)	12. Containers Number	Type	13. Total Quantity	14. Unit Wt/Vol	I. Waste No.
a. Hazardous Waste, Solid, N.O.S., 9, NA3077, III (Tetrachloroethene)	001	DT	EST XXX22	T	EPA D008
					STATE
b.					EPA
					STATE
c					EPA
					STATE
d.					EPA
					STATE

J. Additional Descriptions for Materials listed Above
a Also: F001, F002 ERG171
c
b
d

K. Handling Codes for Wastes Listed Above
a
c
b
d

15. Special Handling Instructions and Additional Information
Date: 7-14-03 Time:
Departure City/State: Champlain NY Signature:
Emergency Contact: Capitol Environmental Services (302)652-8999 EPA Notice#379/02

16. GENERATOR'S CERTIFICATION: I hereby declare that the contents of this consignment are fully and accurately described above by proper shipping name and are classified, packed, marked and labeled, and are in all respects in proper condition for transport by highway according to applicable international and national government regulations and state laws and regulations. **conforms to the terms of attached EPA acknowledgment of Consent** If I am a large quantity generator, I certify that I have a program in place to reduce the volume and toxicity of waste generated to the degree I have determined to be economically practicable and that I have selected the practicable method of treatment, storage, or disposal currently available to me which minimizes the present and future threat to human health and the environment; OR if I am a small quantity generator, I have made a good faith effort to minimize my waste generation and select the best waste management method that is available to me and that I can afford.

GENERATOR

Printed/Typed Name: Daniel A. Mulcahy
Signature: [signature]
Mo. 07 Day 14 Year 03

TRANSPORTER

17. Transporter 1 Acknowledgement of Receipt of Materials
Printed/Typed Name: Richard Hardaway
Signature: [signature]
Mo. 07 Day 14 Year 03

18. Transporter 2 Acknowledgement of Receipt of Materials
Printed/Typed Name
Signature
Mo. Day Year

FACILITY

19. Discrepancy Indication Space
35.20 Tons

20. Facility Owner or Operator: Certification of receipt of hazardous materials covered by this manifest except as noted in Item 19.
Printed/Typed Name
Signature
Mo. Day Year

MANIFEST - MANIFESTE

This Manifest conforms to all Federal and Provincial transport and environmental legislation requiring manifesting.
Ce manifeste est conforme aux législations fédérale et provinciale sur l'environnement et le transport, requérant un manifeste.

Manifest Reference No. / Nº de référence du manifeste: **9151012-3**

A Consignor (Generator) / Expéditeur (Producteur)
Provincial ID No. / Nº d'id. provincial: NYD002038040
Company name / Nom de l'entreprise: A.K. Allen Company inc
Mailing address / Adresse postale: 255 E 2nd Street Mineola NY 11501
Shipping site address / Origine de l'expédition: 255 E 2nd Street Mineola
City / Ville: Mineola | Province: NY | Postal code / Code postal: 11501

Intended consignee / Destinataire prévu: GSI Environnemnt
Provincial ID No. / No d'id. provincial: 1146767646
Address / Adresse: 855 rue Pepin
City / Ville: Sherbrooke | Province: Qc | Postal code / Code postal: J1L 2P8
Receiving site address / Destination de l'expédition: 855 rue Pepin
City / Ville: Sherbrooke | Province: Qc | Postal code / Code postal: J1L 2P8

B Carrier / Transporteur
Provincial ID No. / Nº d'id. provincial: R519567-3
Company name / Nom de l'entreprise: Pase ETC Inc
Address / Adresse: 2758 Trombley Rd
City / Ville: Weedsport | Prov.: NY | Postal code / Code postal: 13166

	Registration No. / Nº d'immatriculation	Prov.
Vehicle / Véhicule	24496 PA	NY
Trailer/Rail Car No. 1 / 1er remorque – wagon	AB76714	NY
Trailer/Rail Car No. 2 / 2e remorque – wagon		

Point of entry / Point d'entrée: LaColle
Point of exit / Point de sortie:

Carrier Certification: I declare that I have received waste as offered by the consignor in Part A for delivery to the intended consignee and that the information contained in Part B is complete and correct. / Déclaration du transporteur : J'atteste avoir reçu les déchets offerts par l'expéditeur dans la partie A en vue de leur livraison au destinataire choisi et que les renseignements inscrits à la partie B sont exacts et complets.

Year / Année: 03 | Month / Mois: 07 | Day / Jour: 14
Name of authorized person (print) / Nom de l'agent autorisé (caractères d'imprimerie): Ronald Hoskin
Signature: Ronald Hoskin
Tel. No. / Nº de tél.: (800) 230-5037

Reference nos. of other Manifest(s) used / Nº's de références des autres manifestes utilisés: NYG 1886607

C Consignee (Receiver) / Destinataire (Réceptionnaire)
Provincial ID No. / Nº d'id. provincial:
Consignee information same as Intended Consignee in Part A / L'information à fournir par le destinataire est la même qu'en A: ☐ Yes / Oui ☐ No. complete the boxed area below / Non, compléter la boîte ci-dessous
Company name / Nom de l'entreprise:
Address / Adresse:
City / Ville: | Province: | Postal code / Code postal:
Receiving site address / Destination de l'expédition:
City / Ville: | Province: | Postal code / Code postal:

Date received / Date de réception: Year / Année | Month / Mois | Day / Jour
Time / Heure: ☐ A.M. ☐ P.M.

Physical state / État physique	Shipping name of waste / Appellation réglementaire du déchet	Waste identification / Identification du déchet: Provincial No. / Nº (Quebec-Ontario only) (Quebec-Ontario seul)	TDGA/PIN LTMD/NIP	Quantity shipped / Quantité expédiée	Units L or ou kg unités	Classification	Packing group / Groupe d'emballage	Packaging / Contenants: No. Nbre	Codes int.-ext.	Quantity received / Quantité reçu	Units L or ou kg unités	Identify any shipment discrepancy problems. Attach addendum if necessary. / Indiquer toute différence relative à l'expédition. Annexer une feuille au besoin.	Handling code / Code de manutention	Decontamination / Décontamination: Packaging / Contenants Yes / Oui	No / Non	Vehicle / Véhicule Yes / Oui	No
5	Environmentally hazardous waste substance, solid, N.O.S (TCE contaminated soil)	N/A	UN3077	est 20 000	kg	9	III	1	03								

Special handling/Emergency instructions / Manutention spéciale/instructions d'urgence: ☐ Attached / Ci-jointes ☐ Below / Ci-dessous
Notice 104769, line 1 Emergency # 819-829-0101 (GSI)

Circulation no. – Quebec only / Nº de circulation – Réservée au Québec

Date shipped / Date d'expédition: Year / Année | Month / Mois | Day / Jour: 03 07 14
Time / Heure: 0750 ☑ A.M. ☐ P.M.
Scheduled arrival date / Date d'arrivée prévue: Year / Année | Month / Mois | Day / Jour

If handling code "Other" (specify) / Si code de manutention "divers" spécifier:
If waste to be transferred, specify intended company name / Si les déchets doivent être transférés, préciser le nom du destinataire:
Provincial ID No. / Nº d'id. provincial:
Address / Adresse: | City / Ville: | Prov.:

Consignee Certification: I declare that the information contained in Part C is correct and complete. / Déclaration du l'expéditeur : Je déclare que tous les renseignements à la partie C sont véridiques et complets.
Name of authorized person (print) / Nom de l'agent autorisé (caractères d'imprimerie):
Signature:
Tel. no. / Nº de tél.: ( )

***Consignor Certification:** I declare that the information contained in Part A is correct and complete.*
***Déclaration de l'expéditeur :** Je déclare que tous les renseignements à la partie A sont véridiques et complets.*

Name of authorized person (print) / Nom de l'agent autorisé (caractères d'imprimerie): DANIEL A. PALLADINO
Signature: Dalladdino
Tel. no. / Nº de tél.: (516) 747-5450

MOE 04-1917 (12/01)

Instructions for completion and distribution on reverse / Instructions pour compléter et distribuer au verso

Copy / Copie 1 (white / blanche

GSI ENVIRONNEMENT
855 Pepin Street
Sherbrooke, Quebec J1L 2P8
Tel.: (819) 829-0101 / Fax: (819) 829-2717
E-mail: sherbrooke@gsienv.ca

WASTE TRANSPORTATION MANIFEST

CONTAMINATED ☒
NON CONTAMINATED ☐

CLIENT: CAPITOL
PROJECT: 2003.55
DATE: ___/___/___ HOUR: ___

SHIPPER/LOADING:
NAME: A.H. ALLEN COMP
ADDRESS: MINEOLA N.Y.
TEL.:
CONTACT PERSON: BO IWASKIN

CONSIGNEE/UNLOADING:
NAME: GSI ENVIRONNEMENT INC.
ADDRESS: 855 Pepin Street, Sherbrooke, Quebec, J1L 2P8
TEL.: (819) 829-0101
CONTACT PERSON:

TRANSPORTER: Page Etz Inc
DRIVER: Ronald Henshaw
I.D. NUMBER: AB76714 NY
TYPE OF TRUCK: Dump Truck
SIGNATURE: [signature]
QUANTITY: 35.40
GROSS MASS: 102960
MASS OF TRUCK: 32560
NET MASS: 70400
35.20 TC

SOIL ☐ SLUDGE ☐
OTHER ☐

PHYSICAL CONDITION:
DRY ☐ HUMID ☐ MUDDY ☐

TYPE OF RESIDUE: (Description)
CLAY ☐
SAND ☐
GRAVEL ☐

WATER:
APPROX. VOLUME: ___ CUBIC METERS
FREE PHASE: YES ☐ NO ☐

SAMPLES FOR ANALYSIS:
YES ☒ NO ☐
SAMPLE NO.:

CONTAMINANT(S):
VOC ☐ Oil & Grease (Mineral) ☐
PAH ☒ Heavy Metals ☒
OTHERS: ☐ COPPER

ORGANOLEPTIC OBSERVATIONS:
ODOR:
Light ☐ Average ☐ Persistent ☐
VISUAL:
Normal ☐ Abnormal ☐
COLOUR:

ACCEPTANCE AT RECEIVING SITE:
SIGNATURE: Jerome Yves
DATE: 07/15/03
HOUR: 8:00 AM

Liner: Yes ☒ No ☐
Trailer decontamination: Yes ☒ Y.T. Initials

Weight slip:
U.S. Manifest: N.Y. 81886607
Can. Manifest:

White Copy: Administration Yellow Copy: Customer Gold Copy: Project Manager Pink Copy: Transportation

1578042
TICKET NUMBER

CERTIFIED AUTOMATED TRUCK SCALE

CAT SCALE COMPANY
P.O. BOX 630
WALCOTT, IA 52773
(563) 284-6263
www.catscale.com

The CAT Scale Company guarantees that our scales will give an accurate weight. What makes us different from other scale companies is that we back up our guarantee with cash.

CAT SCALE COLLECTOR CARD INSIDE

"WEIGH WHAT WE SAY OR WE PAY"

If you get an overweight fine from the state AFTER one of our CAT Scales showed a legal weight, we will immediately check our scale and we will:
(1) Reimburse you for the cost of the overweight fine if our scale is wrong, OR
(2) A representative of CAT Scale Company will appear in court WITH the driver as an expert witness if we believe our scale was correct.

IF YOU SHOULD GET AN OVERWEIGHT FINE, YOU SHOULD DO THE FOLLOWING TO GET THE PROBLEM RESOLVED:

1) Post bond and request a court date.
2) Or call CAT Scale Company direct 24 hours a day at 1-877-CAT-SCALE (Toll Free)
3) IMMEDIATELY send a copy of the citation, CAT Scale Ticket, your name, company, address, and phone number to CAT Scale Company Attn: Citation Dept.

* The four weights shown below are separate weights. The GROSS WEIGHT is the CERTIFIED WEIGHT and was weighed on a full length platform scale.

DATE: 07/13/03 STEER AXLE 9100 lb
DRIVE AXLE 15420 lb
SCALE CAT 302
LOCATION: POCONO TRK PLAZA
I 80 AND U.S. 611
BARTONSVILLE, PA.
TRAILER AXLE 8040 lb
* GROSS WEIGHT 32560 lb

213607
62116
PUBLIC WEIGHMASTER'S CERTIFICATE OF WEIGHT & MEASURE

2082786
TICKET NUMBER

CERTIFIED AUTOMATED TRUCK SCALE

CAT SCALE COMPANY
P.O. BOX 630
WALCOTT, IA 52773
(563) 284-6263
www.catscale.com

THE CAT SCALE GUARANTEE

The CAT Scale Company guarantees that our scales will give an accurate weight. What makes us different from other scale companies is that we back up our guarantee with cash.

CAT SCALE COLLECTOR CARD INSIDE

"WEIGH WHAT WE SAY OR WE PAY"

If you get an overweight fine from the state AFTER one of our CAT Scales showed a legal weight, we will immediately check our scale and we will:
(1) Reimburse you for the cost of the overweight fine if our scale is wrong, OR
(2) A representative of CAT Scale Company will appear in court WITH the driver as an expert witness if we believe our scale was correct.

IF YOU SHOULD GET AN OVERWEIGHT FINE, YOU SHOULD DO THE FOLLOWING TO GET THE PROBLEM RESOLVED:

1) Post bond and request a court date.
2) Or call CAT Scale Company direct 24 hours a day at 1-877-CAT-SCALE (Toll Free)
3) IMMEDIATELY send a copy of the citation, CAT Scale Ticket, your name, company, address, and phone number to CAT Scale Company Attn: Citation Dept.

* The four weights shown below are separate weights. The GROSS WEIGHT is the CERTIFIED WEIGHT and was weighed on a full length platform scale.

DATE: 07/14/03 STEER AXLE 11320 lb
DRIVE AXLE 42400 lb
SCALE CAT-378
LOCATION: WILTON TVL PLAZA
I87 EXIT 16
WILTON, NY
TRAILER AXLE 49240 lb
* GROSS WEIGHT 102960 lb

124133
193828
PUBLIC WEIGHMASTER'S CERTIFICATE OF WEIGHT & MEASURE

This is to certify that the following described merchandise was weighed, counted, or measured by a public or deputy weighmaster, and when properly signed and sealed shall be prima facie evidence of the accuracy of the weight shown as prescribed by law.

IMPRINT SEAL HERE (IF APPLICABLE)

LIVESTOCK, PRODUCE, PROPERTY, COMMODITY, OR ARTICLE WEIGHED

Driver - Ronald Hinshaw

REVENUE CANADA
Customs and Excise

CANADA CUSTOMS INVOICE

Page of

1. Vendor (Name and Address)

A.K. Allen Company Inc.
255 E 2nd St
Mineola, NY

2. Date of Direct Shipment to Canada

3. Other References (Include Purchaser's Order No.)

4. Consignee (Name and Address)

CSI Environment
855 rue Pepin
Sherbrooke, QC J1L 2P9

5. Purchaser's Name and Address (If other than Consignee)

Page E.T.C., INC.
2758 Trombley Rd
Weedsport, NY 13166

6. Country of Transshipment

PARTIES TO THIS TRANSACTION ARE ☐ RELATED ☐ NOT RELATED

7. Country of Origin of Goods: U.S.

IF SHIPMENT INCLUDES GOODS OF DIFFERENT ORIGINS ENTER ORIGINS AGAINST ITEMS IN 12

8. Transportation: Give Mode and Place of Direct Shipment to Canada

9. Conditions of Sale and Terms of Payment (i.e. Sale, Consignment Shipment, Leased Goods, etc.)

10. Currency of Settlement

11. No. of Pkgs.	12. Specification of Commodities (Kind of Packages, Marks and Numbers, General Description and Characteristics, i.e. Grade, Quality)	13. Quantity (State Unit)	SELLING PRICE 14. Unit Price	15. Total
1 T/L	Environmentally hazardous substance 4268 PARS 010236 PAGE E.T.C. INC.			.01 ¢

16. If any of fields 1 to 17 are included on an attached commercial invoice, check this box ☐

Commercial Invoice No.

18. Total Weight: Net / Gross

17. INVOICE TOTAL .01¢

19. Exporter's Name and Address (If other than Vendor)

20. Originator (Name and Address)

21. Departmental Ruling (If applicable)

22. If fields 23 to 25 are not applicable, check this box ☐

23. If included in field 17 indicate amount

(i) Transportation charges, expenses and insurance from the place of direct shipment to Canada
$

(ii) Cost for construction, erection and assembly incurred after importation into Canada
$

(iii) Export packing
$

24. If NOT included in field 17 indicate amount

(i) Transportation charges, expenses and insurance to the place of direct shipment to Canada
$

(ii) Amounts for commissions other than buying commissions
$

(iii) Export packing
$

25. Check (if applicable)

(i) Royalty payments or subsequent proceeds are paid or payable by the purchaser ☐

(ii) The purchaser has supplied goods or services for use in the production of these goods ☐

DEPARTMENT OF NATIONAL REVENUE - CUSTOMS AND EXCISE
CUSTOM CLEARANCE BY

Revised 1993

For Sale by S. M. HEWITT (Sarnia) Limited, Custom House Brokers, Sarnia, Ontario, Canada

NYG 1886652

STATE OF NEW YORK
DEPARTMENT OF ENVIRONMENTAL CONSERVATION
DIVISION OF SOLID & HAZARDOUS MATERIALS

HAZARDOUS WASTE MANIFEST

P.O. Box 12820, Albany, New York 12212

Please type or print. Do not staple

(Hazardous Waste Manifest 1/5/99)

In case of emergency or spill immediately call the National Response Center (800) 424-8802 and the NYS Department of Environmental Conservation (518) 457-7362

UNIFORM HAZARDOUS WASTE MANIFEST

1. Generator's US EPA ID No.: NYD002038040 | Manifest Doc. No.: 86652

2. Page 1 of

Information within heavy bold line is not required by Federal Law.

3. Generator's Name and Mailing Address
A.K. Allen Company
255 Second St., Mineola, NY 11501

4. Generator's Telephone Number (516) 747-5450

A. NYG 1886652

B. Generator's ID: SAME

5. Transporter 1 (Company Name): Page ETC, Inc

6. US EPA ID Number: NYD986969947

C. State Transporter's ID: 2945 B7 NY

D. Transporter's Telephone (800) 230-5017

7. Transporter 2 (Company Name)

8. US EPA ID Number

E. State Transporter's ID

F. Transporter's Telephone ( )

9. Designated Facility Name and Site Address
GSI Environment, Inc.
855 Pepin Street
Sherbrooke Quebec Canada J1L2P8

10. US EPA ID Number: 7610-05-01-0098503050000873

G. State Facility ID

H. Facility Telephone (819 829-0101

11. US DOT Description (Including Proper Shipping Name, Hazard Class and ID Number)	12. Containers Number	Type	13. Total Quantity	14. Unit Wt/Vol	I. Waste No.
a. Hazardous Waste, Solid, N.O.S., 9, NA3077, III (Tetrachloroethene)	001	DT	EST XXX22	T	EPA D008 / STATE
b.					EPA / STATE
c					EPA / STATE
d.					EPA / STATE

J. Additional Descriptions for Materials listed Above
a. Also: F001, F002 ERG171
b.
c.
d.

K. Handling Codes for Wastes Listed Above
a. | c.
b. | d.

15. Special Handling Instructions and Additional Information
Date: 7-14-03 Time:
Departure City/State: Champlain NY Signature:
Emergency Contact: Capitol Environmental Services (302)652-8999 EPA Notice#379/02

16. GENERATOR'S CERTIFICATION: I hereby declare that the contents of this consignment are fully and accurately described above by proper shipping name and are classified, packed, marked and labeled, and are in all respects in proper condition for transport by highway according to applicable international and national government regulations and state laws and regulations. conforms to the terms of attached EPA acknowledgment of Consent
If I am a large quantity generator, I certify that I have a program in place to reduce the volume and toxicity of waste generated to the degree I have determined to be economically practicable and that I have selected the practicable method of treatment, storage, or disposal currently available to me which minimizes the present and future threat to human health and the environment; OR if I am a small quantity generator, I have made a good faith effort to minimize my waste generation and select the best waste management method that is available to me and that I can afford.

Printed/Typed Name: [illegible] | Signature: [illegible] | Mo. 07 Day 14 Year 03

17. Transporter 1 Acknowledgement of Receipt of Materials
Printed/Typed Name: [illegible] | Signature: [illegible] | Mo. 07 Day 14 Year 03

18. Transporter 2 Acknowledgement of Receipt of Materials
Printed/Typed Name | Signature | Mo. Day Year

19. Discrepancy Indication Space
36.38 Tons

20. Facility Owner or Operator: Certification of receipt of hazardous materials covered by this manifest except as noted in Item 19.
Printed/Typed Name | Signature | Mo. Day Year

GENERATOR / TRANSPORTER / FACILITY

MANIFEST - MANIFESTE

This Manifest conforms to all Federal and Provincial transport and environmental legislation requiring manifesting.
Ce manifeste est conforme aux législations fédérale et provinciale sur l'environnement et le transport, requérant un manifeste.

Manifest Reference No. / Nº de référence du manifeste: **9151005-7**

A Consignor (Generator) / Expéditeur (Producteur)
Provincial ID No. / Nº d'id. provincial: NYD002038040
Company name / Nom de l'entreprise: A.K. Allen company inc
Mailing address / Adresse postale: 255 E 2nd Street Mineola NY 11501
Shipping site address / Origine de l'expédition: 255 E 2nd Street
City / Ville: Mineola Province: NY Postal code / Code postal: 11501

Intended consignee / Destinataire prévu: GSI Environnement
Provincial ID No. / No d'id. provincial: 1146767646
Address / Adresse: 855 rue Pepin
City / Ville: Sherbrooke Province: Qc Postal code / Code postal: J1L 2P8
Receiving site address / Destination de l'expédition: 855 rue Pepin
City / Ville: Sherbrooke Province: Qc Postal code / Code postal: J1L 2P8

B Carrier / Transporteur
Provincial ID No. / Nº d'id. provincial: R519567-3
Company name / Nom de l'entreprise: Page Etc Inc
Address / Adresse: 2758 Trombley Rd
City / Ville: Weedsport Prov.: NY Postal code / Code postal: 13166

	Registration No. / Nº d'immatriculation	Prov.
Vehicle / Véhicule	39166 PA	NY
Trailer/Rail Car No. 1 / 1er remorque – wagon	294587	NY
Trailer/Rail Car No. 2 / 2e remorque – wagon		

Point of entry / Point d'entrée: LaColle
Point of exit / Point de sortie:

Carrier Certification: I declare that I have received waste as offered by the consignor in Part A for delivery to the intended consignee and that the information contained in Part B is complete and correct. / Déclaration du transporteur : J'atteste avoir reçu les déchets offerts par l'expéditeur dans la partie A en vue de leur livraison au destinataire choisi et que les renseignements inscrits à la partie B sont exacts et complets.

Year / Année: 03 Month / Mois: 07 Day / Jour: 14
Name of authorized person (print) / Nom de l'agent autorisé (caractères d'imprimerie): Clair L. Kerrick Sr.
Signature: Clair L. Kerrick Sr.
Tel. No. / Nº de tél.: (800) 230-5037

Reference nos. of other Manifest(s) used / Nº's de références des autres manifestes utilisés: NYG 1886652

C Consignee (Receiver) / Destinataire (Réceptionnaire)
Provincial ID No. / Nº d'id. provincial:
Consignee information same as Intended Consignee in Part A / L'information à fournir par le destinataire est la même qu'en A: ☐ Yes / Oui ☐ No, complete the boxed area below / Non, compléter la boîte ci-dessous
Company name / Nom de l'entreprise:
Address / Adresse:
City / Ville: Province: Postal code / Code postal:
Receiving site address / Destination de l'expédition:
City / Ville: Province: Postal code / Code postal:

Date received / Date de reception: Year / Année: Month / Mois: Day / Jour: Time / Heure: ☐ A.M. ☐ P.M.

Physical state / État physique	Shipping name of waste / Appellation réglementaire du déchet	Waste identification / Identification du déchet: Provincial No. / Nº (Quebec-Ontario only) (Quebec-Ontario seul)	TDGA/PIN LTMD/NIP	Quantity shipped / Quantité expédiée	Units L or ou kg unites	Classification	Packing group / Groupe d'emballage	Packaging / Contenants: No. Nbre	Codes int.-ext.	Quantity received / Quantité reçu	Units L or ou kg unites	Identify any shipment discrepancy problems. Attach addendum if necessary. / Indiquer toute différence relative à l'expédition. Annexer une feuille au besoin.	Handling code / Code de manutention	Decontamination / Décontamination: Packaging / Contenants Yes / Oui	No / Non	Vehicle / Véhicule Yes / Oui	No / Non
5	Environmentally hazardous waste substance, solid, N.O.S (TCE contaminated soil)	N/A	UN3077	EST 20 000	kg	9	III	1	03								

Special handling/Emergency instructions / Manutention spéciale/instructions d'urgence: ☐ Attached / Ci-jointes ☐ Below / Ci-dessous
Notice 104769, line 1
EMERGENCY # 819-829-010 (GSI)

Circulation no. – Quebec only / Nº de circulation – Réservée au Québec

Date shipped / Date d'expédition: Year / Année: 03 Month / Mois: 07 Day / Jour: 14
Time / Heure: 0925 ☑ A.M. ☐ P.M.
Scheduled arrival date / Date d'arrivée prévue: Year / Année: Month / Mois: Day / Jour:

If handling code "Other" (specify) / Si code de manutention "divers", spécifier:
If waste to be transferred, specify intended company name / Si les déchets doivent être transférés, préciser le nom du destinataire:
Provincial ID No. / Nº d'id. provincial:
Address / Adresse: City / Ville: Prov.:

Consignee Certification: I declare that the information contained in Part C is correct and complete. Déclaration du l'expéditeur : Je déclare que tous les renseignements à la partie C sont véridiques et complets.
Name of authorized person (print) / Nom de l'agent autorisé (caractères d'imprimerie):
Signature:
Tel. no. / Nº de tél.: ( )

***Consignor Certification:** I declare that the information contained in Part A is correct and complete.*
***Déclaration de l'expéditeur :** Je déclare que tous les renseignements à la partie A sont veridiques et complets.*

Name of authorized person (print) / Nom de l'agent autorisé (caractères d'imprimerie): Dania A. Palladino
Signature: Dania A. Palladino
Tel. no. / Nº de tél.: (516) 747-5450

DO NOT WRITE IN THIS AREA
NE PAS ÉCRIRE DANS CET ESPACE

MOE 04-1917 (12/01)

Instructions for completion and distribution on reverse / Instructions pour compléter et distribuer au verso

Copy / Copie 1 (white / blanche

0960

GSI ENVIRONNEMENT
855 Pepin Street
Sherbrooke, Quebec J1L 2P8
Tel.: (819) 829-0101 / Fax (819) 829-2717
E-mail: sherbrooke@gsienv.ca

WASTE TRANSPORTATION MANIFEST

CONTAMINATED ☑
NON CONTAMINATED ☐

CLIENT: Capitol
PROJECT: 2003-55
DATE: 07/15/03 HOUR: 10:50

SHIPPER/LOADING:
NAME: AK Allen Comp
ADDRESS: Mineola
TEL.:
CONTACT PERSON: Bob Wm King

CONSIGNEE/UNLOADING:
NAME: GSI environnement
ADDRESS: 855 Pepin St. Quebec
TEL.: 819) 829 0101
CONTACT PERSON: Roger Damour

TRANSPORTER: Page R.T.C inc
DRIVER: Clair L. Kerricks
I.D. NUMBER: 294587 NY
TYPE OF TRUCK: Sonic
SIGNATURE: Clair L Kerricks
QUANTITY:
GROSS MASS: 106,300
MASS OF TRUCK: ~~499~~ 33540
NET MASS: 72,760
36,38 TC

SOIL ☐ SLUDGE ☐
OTHER ☐

PHYSICAL CONDITION:
DRY ☐ HUMID ☐ MUDDY ☐

TYPE OF RESIDUE: (Description)
CLAY ☐
SAND ☐
GRAVEL ☐

WATER:
APPROX. VOLUME: _____ CUBIC METERS
FREE PHASE: YES ☐ NO ☐

SAMPLES FOR ANALYSIS:
YES ☑ NO ☐
SAMPLE NO.:

CONTAMINANT(S):
VOC ☐ Oil & Grease (Mineral) ☐
PAH ☑ Heavy Metals ☑
OTHERS: ☐

ORGANOLEPTIC OBSERVATIONS:
ODOR:
Light ☐ Average ☐ Persistent ☐
VISUAL:
Normal ☐ Abnormal ☐
COLOUR:

ACCEPTANCE AT RECEIVING SITE:
SIGNATURE: Yves Tewne
DATE: 07/15/03
HOUR: 10:50

COMMENTS:
US Manifest: 1886652 W.Y.G
CAN Manifest: 9151005-7

000626

FOX RUN PARC

Box 221A RR#1, West Coxsackie, NY 12192
Phone 518-731-2722 Fax 518-731-8146

This is to certify that the following described merchandise was weighed, counted, or measured by a public or deputy weighmaster, and when properly signed and sealed shall be prima facia evidence of the accuracy of the weight shown as prescribed by law.

Date 07/14/03

Scale Location:

FOX RUN PARC
I87
COXSACKIE NY

Scale 202648
Location: 10737

AXLE WEIGHTS	
Steer Axle	11680 lb
Drive Axle	37580 lb
Trailer Axle	57040 lb
*Gross Weight	106300 lb

* The four weights shown above are separate weights for each axle. The GROSS WEIGHT is the CERTIFIED WEIGHT and was weighed on a platform length scale.

Type of article weighed: ☐ Livestock ☐ Produce ☐ Property ☐ Commodity ☐ Other

Company Page Ofn

FLYING J TRAVEL PLAZA

J-SCALE-GUARANTEED WEIGHT

7-13-03

WEIGHED AT:

Rt. 1 Box 222
New Milford, PA. 18834

33540 lb GROSS

Weigh Fee $7.50

GUARANTEED

J-SCALE

Our Seal Means It "GUARANTEED"

11180 lb | 8560 lb | 13800 lb

Customer: PAGE
Truck # 1992
Trailer # 6587

TICKET NUMBER 19

COMMODITY

X WEIGHER SIGNATURE

REVENUE CANADA
Customs and Excise

CANADA CUSTOMS INVOICE

Page of

1. Vendor (Name and Address)

A.K. Allen Company Inc.
255 E 2nd St
Mineola, NY

2. Date of Direct Shipment to Canada

3. Other References (Include Purchaser's Order No.)

4. Consignee (Name and Address)

CSI Environment
855 rue Pepin
Sherbrooke, QC J1L 2P3

5. Purchaser's Name and Address (If other than Consignee)

Page E.T.C., INC.
2758 Trombley Rd
Weedsport, NY 13166

6. Country of Transshipment

PARTIES TO THIS TRANSACTION ARE ☐ RELATED ☐ NOT RELATED

7. Country of Origin of Goods
U.S.

IF SHIPMENT INCLUDES GOODS OF DIFFERENT ORIGINS ENTER ORIGINS AGAINST ITEMS IN 12

8. Transportation: Give Mode and Place of Direct Shipment to Canada

9. Conditions of Sale and Terms of Payment (i.e. Sale, Consignment Shipment, Leased Goods, etc.)

10. Currency of Settlement

11. No. of Pkgs.	12. Specification of Commodities (Kind of Packages, Marks and Numbers, General Description and Characteristics, i.e. Grade, Quality)	13. Quantity (State Unit)	SELLING PRICE 14. Unit Price	15. Total
1 T/L	Environmentally hazardous substance			.01 ¢

4268 PARS 010218
PAGE E.T.C. INC.

Point of Entry Lacalle

18. If any of fields 1 to 17 are included on an attached commercial invoice, check this box ☐

Commercial Invoice No.

16. Total Weight
Net Gross

17. INVOICE TOTAL
.01¢

19. Exporter's Name and Address (If other than Vendor)

20. Originator (Name and Address)

21. Departmental Ruling (If applicable)

22. If fields 23 to 25 are not applicable, check this box ☐

23. If included in field 17 indicate amount

(i) Transportation charges, expenses and insurance from the place of direct shipment to Canada
$

(ii) Cost for construction, erection and assembly incurred after importation into Canada
$

(iii) Export packing
$

24. If NOT included in field 17 indicate amount

(i) Transportation charges, expenses and insurance to the place of direct shipment to Canada
$

(ii) Amounts for commissions other than buying commissions
$

(iii) Export packing
$

25. Check (if applicable)

(i) Royalty payments or subsequent proceeds are paid or payable by the purchaser ☐

(ii) The purchaser has supplied goods or services for use in the production of these goods ☐

DEPARTMENT OF NATIONAL REVENUE - CUSTOMS AND EXCISE
CUSTOM CLEARANCE BY

Revised Apr. 13, 1978

For Sale by S. M. HEWITT (Sarnia) Limited, Custom House Brokers, Sarnia, Ontario, Canada

NYG 1886643

STATE OF NEW YORK
DEPARTMENT OF ENVIRONMENTAL CONSERVATION
DIVISION OF SOLID & HAZARDOUS MATERIALS

HAZARDOUS WASTE MANIFEST

P.O. Box 12820, Albany, New York 12212

Please type or print. Do not staple

(Hazardous Waste Manifest 1/5/99)

In case of emergency or spill immediately call the National Response Center (800) 424-8802 and the NYS Department of Environmental Conservation (518) 457-7362

UNIFORM HAZARDOUS WASTE MANIFEST

1. Generator's US EPA ID No.: NYD002038040
Manifest Doc. No.: 86643
2. Page 1 of
Information within heavy bold line is not required by Federal Law.

3. Generator's Name and Mailing Address
A.K. Allen Company
255 Second St., Mineola, NY 11501

4. Generator's Telephone Number (516) 747-5450

A. NYG 1886643

B. Generator's ID: SAME

C. State Transporter's ID: AC42850 NY

D. Transparter's Telephone (800) 230-5037

E. State Transporter's ID

F. Transporter's Telephone ( )

G. State Facility ID

H. Facility Telephone (819) 829-0101

5. Transporter 1 (Company Name): Page ETC, Inc
6. US EPA ID Number: NYD986969947

7. Transporter 2 (Company Name)
8. US EPA ID Number

9. Designated Facility Name and Site Address
GSI Environment, Inc.
855 Pepin Street
Sherbrooke Quebec Canada J1L2P8

10. US EPA ID Number: 7610-05-01-0098503050000873

11. US DOT Description (Including Proper Shipping Name, Hazard Class and ID Number)	12. Containers Number	12. Containers Type	13. Total Quantity	14. Unit Wt/Vol	I. Waste No.
a. Hazardous Waste, Solid, N.O.S., 9, NA3077, III (Tetrachloroethene)	001	DT	EST XXX22	T	EPA D008 / STATE
b.					EPA / STATE
c					EPA / STATE
d.					EPA / STATE

J. Additional Descriptions for Materials listed Above
a. Also: F001, F002 ERG171
b.
c.
d.

K. Handling Codes for Wastes Listed Above
a.
b.
c.
d.

15. Special Handling Instructions and Additional Information
Date: 7-14-03 Time:
Departure City/State: Champlain NY Signature: [signature]
Emergency Contact: Capitol Environmental Services (302)652-8999 EPA Notice#379/02

16. GENERATOR'S CERTIFICATION: I hereby declare that the contents of this consignment are fully and accurately described above by proper shipping name and are classified, packed, marked and labeled, and are in all respects in proper condition for transport by highway according to applicable international and national government regulations and state laws and regulations. conforms to the terms of attached EPA acknowledgment of Consent
If I am a large quantity generator, I certify that I have a program in place to reduce the volume and toxicity of waste generated to the degree I have determined to be economically practicable and that I have selected the practicable method of treatment, storage, or disposal currently available to me which minimizes the present and future threat to human health and the environment; OR if I am a small quantity generator, I have made a good faith effort to minimize my waste generation and select the best waste management method that is available to me and that I can afford.

Printed/Typed Name: [illegible] Signature: [signature] Mo. 07 Day 14 Year 03

17. Transporter 1 Acknowledgement of Receipt of Materials
Printed/Typed Name: Ray De Jong Signature: [signature] Mo. 07 Day 14 Year 03

18. Transporter 2 Acknowledgement of Receipt of Materials
Printed/Typed Name Signature Mo. Day Year

19. Discrepancy Indication Space
34.74 tons

20. Facility Owner or Operator: Certification of receipt of hazardous materials covered by this manifest except as noted in Item 19.
Printed/Typed Name Signature Mo. Day Year

GENERATOR

TRANSPORTER

FACILITY

MANIFEST - MANIFESTE

This Manifest conforms to all Federal and Provincial transport and environmental legislation requiring manifesting.
Ce manifeste est conforme aux législations fédérale et provinciale sur l'environnement et le transport, requérant un manifeste.

Manifest Reference No. / Nº de référence du manifeste: **9151006-5**

A Consignor (Generator) / Expediteur (Producteur) — Provincial ID No. / Nº d'id. provincial: NYD002038040

Company name / Nom de l'entreprise: A.K. Allen company inc

Mailing address / Adresse postale: 255 E 2nd Street — City / Ville: Mineola — Province: NY — Postal code / Code postal: 11501

Shipping site address / Origine de l'expédition: 255 E 2nd Street

City / Ville: Mineola — Province: NY — Postal code / Code postal: 11501

Intended consignee / Destinataire prévu: GSI Environnement — Provincial ID No. / No d'id. provincial: 1146767646

Address / Adresse: 855 rue Pepin — City / Ville: Sherbrooke — Province: Qc — Postal code / Code postal: J1L 2P8

Receiving site address / Destination de l'expédition: 855 rue Pepin

City / Ville: Sherbrooke — Province: Qc — Postal code / Code postal: J1L 2P8

B Carrier / Transporteur — Provincial ID No. / Nº d'id. provincial: R519567-3

Company name / Nom de l'entreprise: Page Etc

Address / Adresse: 2758 Trombley Rd

City / Ville: Weedsport — Prov.: NY — Postal code / Code postal: 13166

	Registration No. / Nº d'immatriculation	Prov.
Vehicle / Véhicule	42440-PA	NY
Trailer/Rail Car No. 1 / 1er remorque – wagon	AC 42850	NY
Trailer/Rail Car No. 2 / 2e remorque – wagon		

Point of entry / Point d'entrée: La Colle — Point of exit / Point de sortie:

Carrier Certification: I declare that I have received waste as offered by the consignor in Part A for delivery to the intended consignee and that the information contained in Part B is complete and correct. / Déclaration du transporteur : J'atteste avoir reçu les déchets offerts par l'expéditeur dans la partie A en vue de leur livraison au destinataire choisi et que les renseignements inscrits à la partie B sont exacts et complets.

Year / Année: 03 — Month / Mois: 07 — Day / Jour: 14 — Name of authorized person (print) / Nom de l'agent autorisé (caractères d'imprimérie): RAY DeJOHN

Signature: Ray DeJohn — Tel. No. / Nº de tél.: (800) 230-5037

Reference nos. of other Manifest(s) used / Nº's de références des autres manifestes utilisés: NYG 1886643

C Consignee (Receiver) / Destinataire (Réceptionnaire) — Provincial ID No. / Nº d'id. provincial:

Consignee information same as Intended Consignee in Part A / L'information à fournir par le destinataire est la même qu'en A — ☐ Yes / Oui ☐ No, complete the boxed area below / Non, compléter la boîte ci-dessous

Company name / Nom de l'entreprise:

Address / Adresse:

City / Ville: — Province: — Postal code / Code postal:

Receiving site address / Destination de l'expédition:

City / Ville: — Province: — Postal code / Code postal:

Date received / Date de reception: Year / Année — Month / Mois — Day / Jour — Time / Heure: ☐ A.M. ☐ P.M.

Physical state / État physique	Shipping name of waste / Appellation réglementaire du déchet	Waste identification / Identification du déchet: Provincial No. / Nº (Quebec-Ontario only) (Quebec-Ontario seul)	TDGA/PIN LTMD/NIP	Quantity shipped / Quantité expédiée	Units L or ou kg unites	Classification	Packing group / Groupe d'emballage	Packaging Contenants: No. / Nbre	Codes int.-ext.	Quantity received / Quantité reçu	Units L or ou kg unites	Identify any shipment discrepancy problems. Attach addendum if necessary. / Indiquer toute différence relative à l'expédition. Annexer une feuille au besoin	Handling code / Code de manutention	Decontamination / Décontamination: Packaging Contenants Yes / Oui	No / Non	Vehicle / Véhicule Yes / Oui	No / Non
5	Environmentally hazardous waste substance, solid, N.O.S (TCE contaminated soil)	N/A	UN3077	EST 20 000	kg	9	III	1	03								

Special handling/Emergency instructions / Manutention spéciale/instructions d'urgence: ☐ Attached / Ci-jointes ☐ Below / Ci-dessous

Notice 104769 line 1 — Emergency #819-829-0101 (GSI)

Circulation no. – Quebec only / Nº de circulation – Réservée au Québec

Date shipped / Date d'expédition: Year / Année 03 — Month / Mois 07 — Day / Jour 14 — Time / Heure: 0905 ☐ A.M. ☐ P.M.

Scheduled arrival date / Date d'arrivée prévue: Year / Année — Month / Mois — Day / Jour

If handling code "Other" (specify) / Si code de manutention "divers" spécifier:

If waste to be transferred, specify intended company name / Si les déchets doivent être transférés, préciser le nom du destinataire — Provincial ID No. / Nº d'id. provincial:

Address / Adresse: — City / Ville: — Prov.:

Consignor Certification: I declare that the information contained in Part A is correct and complete.
Déclaration de l'expéditeur : Je déclare que tous les renseignements à la partie A sont véridiques et complets.

Name of authorized person (print) / Nom de l'agent autorisé (caractères d'imprimerie): DANIEL L. PALLADINO — Signature: [signature] — Tel. no. / Nº de tél.: (516) 747-5450

Consignee Certification: I declare that the information contained in Part C is correct and complete.
Déclaration du l'expéditeur : Je déclare que tous les renseignements à la partie C sont véridiques et complets.

Name of authorized person (print) / Nom de l'agent autorisé (caractères d'imprimerie):

Signature: — Tel. no. / Nº de tél.: ( )

DO NOT WRITE IN THIS AREA / NE PAS ÉCRIRE DANS CET ESPACE

MOE 04-1917 (12/01)

Instructions for completion and distribution on reverse / Instructions pour compléter et distribuer au verso

Copy / Copie 1 (white / blanche

0961

GSI ENVIRONNEMENT
855 Pepin Street
Sherbrooke, Quebec J1L 2P8
Tel.: (819) 829-0101 / Fax: (819) 829-2717
E-mail: sherbrooke@gsienv.ca

WASTE TRANSPORTATION MANIFEST

CONTAMINATED ☒
NON CONTAMINATED ☐

CLIENT: Capitol
PROJECT: 2003-55
DATE: 02/15/03 HOUR: 8:35

SHIPPER/LOADING:
NAME: AK Allen Comp
ADDRESS: Mineola
TEL.:
CONTACT PERSON: Bob Won Kiel

CONSIGNEE/UNLOADING:
NAME: GSI environnement
ADDRESS: 855 Pepin St Qu.
TEL.: (819) 829-0101
CONTACT PERSON: Roger d'amour

TRANSPORTER: Page R.T. Inc.
DRIVER: RAY DESOHN
I.D. NUMBER: AC4850 NY
TYPE OF TRUCK: Semi
SIGNATURE: Ray Desohn
QUANTITY:
GROSS MASS: 104,880
MASS OF TRUCK: 32,400
NET MASS: 69,480 lb.
34.74 TC

SOIL ☐ SLUDGE ☐
OTHER ☐

PHYSICAL CONDITION:
DRY ☐ HUMID ☐ MUDDY ☐

TYPE OF RESIDUE: (Description)
CLAY ☐
SAND ☐
GRAVEL ☐

WATER:
APPROX. VOLUME: _____ CUBIC METERS
FREE PHASE: YES ☐ NO ☐

SAMPLES FOR ANALYSIS:
YES ☐ NO ☐
SAMPLE NO.:

CONTAMINANT(S):
VOC ☐ Oil & Grease (Mineral) ☐
PAH ☒ Heavy Metals ☒
OTHERS: ☐

ORGANOLEPTIC OBSERVATIONS:
ODOR:
Light ☐ Average ☐ Persistent ☐
VISUAL:
Normal ☐ Abnormal ☐
COLOUR:

ACCEPTANCE AT RECEIVING SITE:
SIGNATURE: Yves Jeanne
DATE: 02/15/03
HOUR: 10:47

COMMENTS:
US manif. n/y 61886643
CAN. manif. 9151006-5

White: Copy: Administration Yellow Copy: Customer Golden Rod Copy: Project Manager Pink Copy: Transportation

000625

FOX RUN PARC

Box 221A RR#1, West Coxsackie, NY 12192
Phone 518-731-2722 Fax 518-731-8146

This is to certify that the following described merchandise was weighed, counted, or measured by a public or deputy weighmaster, and when properly signed and sealed shall be prima facia evidence of the accuracy of the weight shown as prescribed by law.

Date 07/14/03

Scale Location:

FOX RUN PARC
I87
COXSACKIE NY

202433
Location: 10736

AXLE WEIGHTS	
Steer Axle	12200 lb
Drive Axle	39000 lb
Trailer Axle	50680 lb
*Gross Weight	101880 lb

* The four weights shown above are separate weights for each axle. The GROSS WEIGHT is the CERTIFIED WEIGHT and was weighed on a platform length scale.

FLYING J TRAVEL PLAZA

J-SCALE-GUARANTEED WEIGHT

7-13-03

WEIGHED AT:
Rt. 1 Box 222
New Milford, PA. 18834

32400 lb GROSS

Weigh Fee $7.50

GUARANTEED
J-SCALE
Our Seal Means
"GUARANTEED

10960 lb | 12960 lb | 8480 lb

Customer: Page
Truck # 9078
Trailer #1001

TICKET NUMBER 18

COMMODITY

X
WEIGHER SIGNATURE

Jun-25-03 16:23 DONNA MAHANEY

RAY DEJOHN P.01

REVENUE CANADA
Customs and Excise

CANADA CUSTOMS INVOICE

Page of

1. Vendor (Name and Address)

A.K. Allen Company Inc.
255 E 2nd St
Mineola, NY

2. Date of Direct Shipment to Canada

3. Other References (Include Purchaser's Order No.)

4. Consignee (Name and Address)

GSI Environment
855 rue Pepin
Sherbrooke, QC J1L 2P3

5. Purchaser's Name and Address (If other than Consignee)

Page E.T.C., INC.
2758 Trombley Rd
Weedsport, NY 13166

6. Country of Transshipment

PARTIES TO THIS TRANSACTION ARE ☐ RELATED ☐ NOT RELATED

7. Country of Origin of Goods
U.S.

IF SHIPMENT INCLUDES GOODS OF DIFFERENT ORIGINS ENTER ORIGINS AGAINST ITEMS IN 12

8. Transportation: Give Mode and Place of Direct Shipment to Canada

9. Conditions of Sale and Terms of Payment (i.e. Sale, Consignment Shipment, Leased Goods, etc.)

10. Currency of Settlement

11. No. of Pkgs	12. Specification of Commodities (Kind of Packages, Marks and Numbers, General Description and Characteristics, i.e. Grade, Quality)	13. Quantity (State Unit)	SELLING PRICE 14. Unit Price	15. Total
1 T/L	Environmentally hazardous substance			.01 ¢

4268 PARS 010375
PAGE E.T.C. INC.

Point of Entry Lacolle

16. If any of fields 1 to 17 are included on an attached commercial invoice, check this box ☐

Commercial Invoice No.

18. Total Weight
Net Gross

17. INVOICE TOTAL
.01¢

19. Exporter's Name and Address (if other than Vendor)

20. Originator (Name and Address)

21. Departmental Ruling (if applicable)

22. If fields 23 to 25 are not applicable, check this box ☐

23. If included in field 17 indicate amount

(i) Transportation charges, expenses and insurance from the place of direct shipment to Canada
$

(ii) Cost for construction, erection and assembly incurred after importation into Canada
$

(iii) Export packing
$

24. If NOT included in field 17 indicate amount

(i) Transportation charges, expenses and insurance to the place of direct shipment to Canada
$

(ii) Amounts for commissions other than buying commissions
$

(iii) Export packing
$

25. Check (if applicable)

(i) Royalty payments or subsequent proceeds are paid or payable by the purchaser ☐

(ii) The purchaser has supplied goods or services for use in the production of these goods ☐

DEPARTMENT OF NATIONAL REVENUE - CUSTOMS AND EXCISE
CUSTOM CLEARANCE BY

Revised Apr. 23, 1999

For Sale by S. M. NEWITT (Sarnia) Limited, Custom House Brokers, Sarnia, Ontario, Canada

NYG 1886634

Please type or print. Do not staple

STATE OF NEW YORK
DEPARTMENT OF ENVIRONMENTAL CONSERVATION
DIVISION OF SOLID & HAZARDOUS MATERIALS

HAZARDOUS WASTE MANIFEST

P.O. Box 12820, Albany, New York 12212

(Hazardous Waste Manifest 1/5/99)

In case of emergency or spill immediately call the National Response Center (800) 424-8802 and the NYS Department of Environmental Conservation (518) 457-7362

UNIFORM HAZARDOUS WASTE MANIFEST

1. Generator's US EPA ID No.: NYD002038040
Manifest Doc. No.: 86634
2. Page 1 of
Information within heavy bold line is not required by Federal Law.

3. Generator's Name and Mailing Address
A.K. Allen Company
255 Second St., Mineola, NY 11501

4. Generator's Telephone Number (516) 747-5450

5. Transporter 1 (Company Name): Page ETC, Inc
6. US EPA ID Number: NYD986969947

7. Transporter 2 (Company Name)
8. US EPA ID Number

9. Designated Facility Name and Site Address
GSI Environment, Inc.
855 Pepin Street
Sherbrooke Quebec Canada J1L2P8

10. US EPA ID Number: 7610-05-01-0098503050000873

A. NYG 1886634
B. Generator's ID: SAME
C. State Transporter's ID: [illegible]
D. Transporter's Telephone (800) 230-5037
E. State Transporter's ID
F. Transporter's Telephone ( )
G. State Facility ID
H. Facility Telephone (819) 829-0101

11. US DOT Description (Including Proper Shipping Name, Hazard Class and ID Number)	12. Containers Number	Type	13. Total Quantity	14. Unit Wt/Vol	I. Waste No.
a. Hazardous Waste, Solid, N.O.S., 9, NA3077, III (Tetrachloroethene)	001	DT	EST XXX22	T	EPA D008 / STATE
b.					EPA / STATE
c					EPA / STATE
d.					EPA / STATE

J. Additional Descriptions for Materials listed Above
a Also: F001, F002 ERG171
b
c
d

K. Handling Codes for Wastes Listed Above
a
b
c
d

15. Special Handling Instructions and Additional Information
Date: 7-14-03 Time:
Departure City/State: Champlain NY Signature:
Emergency Contact: Capitol Environmental Services (302)652-8999 EPA Notice#379/02

16. GENERATOR'S CERTIFICATION: I hereby declare that the contents of this consignment are fully and accurately described above by proper shipping name and are classified, packed, marked and labeled, and are in all respects in proper condition for transport by highway according to applicable international and national government regulations and state laws and regulations. conforms to the terms of attached EPA acknowledgment of Consent
If I am a large quantity generator, I certify that I have a program in place to reduce the volume and toxicity of waste generated to the degree I have determined to be economically practicable and that I have selected the practicable method of treatment, storage, or disposal currently available to me which minimizes the present and future threat to human health and the environment; OR if I am a small quantity generator, I have made a good faith effort to minimize my waste generation and select the best waste management method that is available to me and that I can afford.

Printed/Typed Name: Daniel A. [illegible] Signature: [illegible] Mo. Day Year

17. Transporter 1 Acknowledgement of Receipt of Materials
Printed/Typed Name: [illegible] Signature: [illegible] Mo. Day Year

18. Transporter 2 Acknowledgement of Receipt of Materials
Printed/Typed Name Signature Mo. Day Year

19. Discrepancy Indication Space
27.8.8 Tons

20. Facility Owner or Operator: Certification of receipt of hazardous materials covered by this manifest except as noted in Item 19.
Printed/Typed Name Signature Mo. Day Year

GENERATOR / TRANSPORTER / FACILITY

MANIFEST - MANIFESTE

This Manifest conforms to all Federal and Provincial transport and environmental legislation requiring manifesting.
Ce manifeste est conforme aux législations fédérale et provinciale sur l'environnement et le transport, requérant un manifeste.

Manifest Reference No. / N° de référence du manifeste: **9151008-1**

A Consignor (Generator) / Expéditeur (Producteur)
Provincial ID No. / N° d'id. provincial: NYD002038040
Company name / Nom de l'entreprise: A.K. Allen company inc
Mailing address / Adresse postale: 255E 2nd Street Mineola Ny 11501
Shipping site address / Origine de l'expédition: 255 E 2nd Street
City / Ville: Mineola — Province: ~~Qe~~ NY — Postal code / Code postal: 11501

Intended consignee / Destinataire prévu: GSI Environnement
Provincial ID No. / No d'id. provincial: 1146767646
Address / Adresse: 855 rue Pépin
City / Ville: Sherbrooke — Province: Qc — Postal code / Code postal: J1L 2P8
Receiving site address / Destination de l'expédition: 855 rue Pepin
City / Ville: Sherbrooke — Province: Qc — Postal code / Code postal: J1L 2P8

B Carrier / Transporteur
Provincial ID No. / N° d'id. provincial: R519567-3
Company name / Nom de l'entreprise: Page ETC Inc
Address / Adresse: 2758 Trombley Rd
City / Ville: Weedsport — Prov.: NY — Postal code / Code postal: 13166

	Registration No. / N° d'immatriculation	Prov.
Vehicle / Véhicule	AG612J	NJ
Trailer/Rail Car No. 1 / 1er remorque - wagon	T55T9C	NJ
Trailer/Rail Car No. 2 / 2e remorque - wagon		

Point of entry / Point d'entrée: LaGlle — Point of exit / Point de sortie:

Carrier Certification: I declare that I have received waste as offered by the consignor in Part A for delivery to the intended consignee and that the information contained in Part B is complete and correct. / Déclaration du transporteur : J'atteste avoir reçu les déchets offerts par l'expéditeur dans la partie A en vue de leur livraison au destinataire choisi et que les renseignements inscrits à la partie B sont exacts et complets.

Year / Année: 03 — Month / Mois: 07 — Day / Jour: 14
Name of authorized person (print) / Nom de l'agent autorisé (caractères d'imprimerie): Lewis G. Nunn
Signature: Lewis G. Nunn
Tel. No / N° de tél.: (800) 230-5037

Reference nos. of other Manifest(s) used / N°'s de références des autres manifestes utilisés: N4G 188634

C Consignee (Receiver) / Destinataire (Réceptionnaire)
Provincial ID No. / N° d'id. provincial:
Consignee information same as Intended Consignee in Part A / L'information à fournir par le destinataire est la même qu'en A: ☐ Yes / Oui ☐ No. complete the boxed area below / Non. compléter la boîte ci-dessous
Company name / Nom de l'entreprise:
Address / Adresse:
City / Ville: — Province: — Postal code / Code postal:
Receiving site address / Destination de l'expédition:
City / Ville: — Province: — Postal code / Code postal:

Date received / Date de reception: Year / Année: — Month / Mois: — Day / Jour: — Time / Heure: ☐ A.M. ☐ P.M.

Physical state / État physique	Shipping name of waste / Appellation réglementaire du déchet	Waste identification / Identification du déchet: Provincial No. / N° (Quebec-Ontario only) (Quebec-Ontario seul)	TDGA/PIN LTMD/NIP	Quantity shipped / Quantité expédiée	Units L or kg / unités	Classification	Packing group / Groupe d'emballage	Packaging / Contenants: No. / Nbre	Codes int. - ext.	Quantity received / Quantité reçu	Units L or kg / unités	Identify any shipment discrepancy / problems. Attach addendum if necessary / Indiquer toute différence relative à l'expédition. Annexer une feuille au besoin.	Handling code / Code de manutention	Decontamination / Décontamination: Packaging / Contenants Yes / Oui	No / Non	Vehicle / Véhicule Yes / Oui	No / Non
5	Environmentally hazardous waste substance, solid, N.O.S (TCE contaminated soil)	N/A	UN3077	EST 20 000	kg	9	III	1	03								

Special handling/Emergency instructions / Manutention spéciale/instructions d'urgence: ☐ Attached / Ci-jointes ☐ Below / Ci-dessous
Notice 104769 line 1 Emergency #819-829-0101 (GSI)

Circulation no. - Quebec only / N° de circulation - Réservée au Québec

Date shipped / Date d'expédition: Year / Année: 03 — Month / Mois: 07 — Day / Jour: 14
Time / Heure: ☐ A.M. ☐ P.M.
Scheduled arrival date / Date d'arrivée prévue: Year / Année: — Month / Mois: — Day / Jour:

If handling code "Other" (specify) / Si code de manutention "divers" (spécifier):
If waste to be transferred, specify intended company name / Si les déchets doivent être transférés, préciser le nom du destinataire:
Provincial ID No. / N° d'id. provincial:
Address / Adresse: — City / Ville: — Prov.:

Consignee Certification: I declare that the information contained in Part C is correct and complete. Déclaration du l'expéditeur : Je déclare que tous les renseignements à la partie C sont véridiques et complets.
Name of authorized person (print) / Nom de l'agent autorisé (caractères d'imprimerie):
Signature: — Tel. no. / N° de tél.: ( )

***Consignor Certification:** I declare that the information contained in Part A is correct and complete.*
***Déclaration de l'expéditeur :** Je déclare que tous les renseignements à la partie A sont veridiques et complets.*

Name of authorized person (print) / Nom de l'agent autorisé (caractères d'imprimerie): DANIEL A. PALLADINO
Signature:
Tel. no. / N° de tél.: (516) 747-5450

MOE 04-1917 (12/01)

Instructions for completion and distribution on reverse / Instructions pour compléter et distribuer au verso

Copy / Copie 1 (white / blanche)

GSI ENVIRONNEMENT
855 Papin Street
Sherbrooke, Quebec J1L 2P8
Tel.: (819) 829-0101 / Fax: (819) 829-2717
E-mail: sherbrooke@gsienv.ca

WASTE TRANSPORTATION MANIFEST

CONTAMINATED ☒
NON CONTAMINATED ☐

CLIENT: Capitol
PROJECT: 2003-35
DATE: / / HOUR:

SHIPPER/LOADING:
NAME: A.K Allen Comp
ADDRESS: Mineola N.Y
TEL.:
CONTACT PERSON: Bo Iwanskin

CONSIGNEE/UNLOADING:
NAME: GSI ENVIRONNEMENT INC.
ADDRESS: 855 Papin Street, Sherbrooke, Quebec, J1L 2P8
TEL.: (819) 829-0101
CONTACT PERSON:

TRANSPORTER:
DRIVER: Lewis Nunn
I.D. NUMBER: T55 [illegible] NJ
TYPE OF TRUCK: Trailer
SIGNATURE: [signature]
QUANTITY:
GROSS MASS: 86160
MASS OF TRUCK:
NET MASS: 55.760 Lb
24,887 C

SOIL ☐ SLUDGE ☐
OTHER ☐

PHYSICAL CONDITION:
DRY ☐ HUMID ☐ MUDDY ☐

TYPE OF RESIDUE: (Description)
CLAY ☐
SAND ☐
GRAVEL ☐

WATER:
APPROX. VOLUME: CUBIC METERS
FREE PHASE: YES ☐ NO ☐

SAMPLES FOR ANALYSIS:
YES ☒ NO ☐
SAMPLE NO.:

CONTAMINANT(S):
VOC ☐ Oil & Grease (Mineral) ☐
PAH ☒ Heavy Metals ☒
OTHERS: ☐ COPPER

ORGANOLEPTIC OBSERVATIONS:
ODOR:
Light ☐ Average ☐ Persistent ☐
VISUAL:
Normal ☐ Abnormal ☐
COLOUR:

ACCEPTANCE AT RECEIVING SITE:
SIGNATURE: [signature] Yves
DATE: 07/15/03
HOUR: 7:00 AM.

Liner: Yes ☒ No ☐
Trailer decontamination: Yes ☒ Y.T Initials

Weight slip:
U.S. Manifest: ~~cl.~~ YG1886634
Can. Manifest: ~~cl.~~ ~~YG1886634~~ 91351008.1

White Copy: Administration Yellow Copy: Customer Gold Copy: Project Manager Pink Copy: Transportation

METTLER TOLEDO

CERTIFIED SCALES

22:59:32 07 13 03

Ticket: 10513
ID:

New Jersey Truck Stop
1 Hackensack Ave.
So. Kearny, NJ 07032

Axle 1: 10340 lb
Axle 2: 13760 lb
Axle 3: 6300 lb
Total: 30400 lb

Weigh Fee: $ 7.00

Company: Page

Tractor# 8973 Trailer# 0933

Full Weight
Ticket #

AUTHORIZED SIGNATURE
OR
WEIGHT MASTER

BIG DOG SCALES

B 11-87 Truck Plaza Inc.
Exit 42 1/4 West on Rt. 11
Champlain, N.Y., 12919
hone 518-298-8866 (518-298-5682 fax)

Date: 7-14-03

mpany Page Tk# 8973

ty State Trl#

Free 100 gallons

Scale 1 11500 lb G1
Scale 2 36380 lb G2
Scale 3 38280 lb G3
TOTAL 86160 lb GT

WEIGHED ON CARDINAL SCALES

Weighed By: TB

REVENUE CANADA
Customs and Excise

CANADA CUSTOMS INVOICE

Page ___ of ___

1. Vendor (Name and Address)
A.K. Allen Company Inc.
255 E 2nd St
Mineola, NY

2. Date of Direct Shipment to Canada

3. Other References (Include Purchaser's Order No.)

4. Consignee (Name and Address)
CSI Environment
855 rue Pepin
Sherbrooke, QC J1L 2P3

5. Purchaser's Name and Address (If other than Consignee)
Page E.T.C., INC.
2758 Trombley Rd
Weedsport, NY 13166

6. Country of Transshipment

PARTIES TO THIS TRANSACTION ARE ☐ RELATED ☐ NOT RELATED

7. Country of Origin of Goods
U.S.

IF SHIPMENT INCLUDES GOODS OF DIFFERENT ORIGINS ENTER ORIGINS AGAINST ITEMS IN 12

8. Transportation: Give Mode and Place of Direct Shipment to Canada

9. Conditions of Sale and Terms of Payment (i.e. Sale, Consignment Shipment, Leased Goods, etc.)

10. Currency of Settlement

11. No. of Pkgs	12. Specification of Commodities (Kind of Packages, Marks and Numbers, General Description and Characteristics, i.e. Grade, Quality)	13. Quantity (State Unit)	SELLING PRICE 14. Unit Price	15. Total
1 T/L	Environmentally hazardous substance			.01 ¢

4268 PARS 010239
PAGE E.T.C. INC.

18. If any of fields 1 to 17 are included on an attached commercial invoice, check this box ☐
Commercial Invoice No. ___

16. Total Weight
Net | Gross

17. INVOICE TOTAL
.01¢

19. Exporter's Name and Address (If other than Vendor)

20. Originator (Name and Address)

21. Departmental Ruling (If applicable)

22. If fields 23 to 25 are not applicable, check this box ☐

23. If included in field 17 indicate amount
(i) Transportation charges, expenses and insurance from the place of direct shipment to Canada
$___
(ii) Cost for construction, erection and assembly incurred after importation into Canada
$___
(iii) Export packing
$___

24. If NOT included in field 17 indicate amount
(i) Transportation charges, expenses and insurance to the place of direct shipment to Canada
$___
(ii) Amounts for commissions other than buying commissions
$___
(iii) Export packing
$___

25. Check (if applicable)
(i) Royalty payments or subsequent proceeds are paid or payable by the purchaser ☐
(ii) The purchaser has supplied goods or services for use in the production of these goods ☐

DEPARTMENT OF NATIONAL REVENUE - CUSTOMS AND EXCISE
CUSTOM CLEARANCE BY

Revised Apr. 13 1998

For Sale by S. M. NEWITT (Sarnia) Limited, Custom House Brokers, Sarnia, Ontario, Canada

NYG 1886598

Please type or print. Do not staple

STATE OF NEW YORK
DEPARTMENT OF ENVIRONMENTAL CONSERVATION
DIVISION OF SOLID & HAZARDOUS MATERIALS

HAZARDOUS WASTE MANIFEST

P.O. Box 12820, Albany, New York 12212

(Hazardous Waste Manifest 1/5/99)

In case of emergency or spill immediately call the National Response Center (800) 424-8802 and the NYS Department of Environmental Conservation (518) 457-7362

UNIFORM HAZARDOUS WASTE MANIFEST

1. Generator's US EPA ID No.: NYD002038040
Manifest Doc. No.: 86598
2. Page 1 of
Information within heavy bold line is not required by Federal Law.

3. Generator's Name and Mailing Address
A.K. Allen Company
255 Second St., Mineola, NY 11501

4. Generator's Telephone Number (516) 747-5450

A. NYG 1886598

B. Generator's ID: SAME

5. Transporter 1 (Company Name): Page ETC, Inc

6. US EPA ID Number: NYD986969947

C. State Transporter's ID: 1604B8 NY.

D. Transporter's Telephone (800) 230-5037

7. Transporter 2 (Company Name)

8. US EPA ID Number

E. State Transporter's ID

F. Transporter's Telephone ( )

9. Designated Facility Name and Site Address
GSI Environment, Inc.
855 Pepin Street
Sherbrooke Quebec Canada J1L2P8

10. US EPA ID Number: 7610-05-01-0098503050000873

G. State Facility ID

H. Facility Telephone (819) 829-0101

11. US DOT Description (Including Proper Shipping Name, Hazard Class and ID Number)	12. Containers Number	Type	13. Total Quantity	14. Unit Wt/Vol	I. Waste No.
a. Hazardous Waste, Solid, N.O.S., 9, NA3077, III (Tetrachloroethene)	001	DT	EST XXX22	T	EPA D008 / STATE
b.					EPA / STATE
c					EPA / STATE
d.					EPA / STATE

J. Additional Descriptions for Materials listed Above
a. Also: F001, F002 ERG171
b.
c.
d.

K. Handling Codes for Wastes Listed Above
a. ☐ c. ☐
b. ☐ d. ☐

15. Special Handling Instructions and Additional Information
Date: 7/14/03 Time:
Departure City/State: Champlain, NY. Signature: G.L. Whitt
Emergency Contact: Capitol Environmental Services (302)652-8999 EPA Notice#379/02

16. GENERATOR'S CERTIFICATION: I hereby declare that the contents of this consignment are fully and accurately described above by proper shipping name and are classified, packed, marked and labeled, and are in all respects in proper condition for transport by highway according to applicable international and national government regulations and state laws and regulations. conforms to the terms of attached EPA acknowledgment of Consent
If I am a large quantity generator, I certify that I have a program in place to reduce the volume and toxicity of waste generated to the degree I have determined to be economically practicable and that I have selected the practicable method of treatment, storage, or disposal currently available to me which minimizes the present and future threat to human health and the environment; OR if I am a small quantity generator, I have made a good faith effort to minimize my waste generation and select the best waste management method that is available to me and that I can afford.

Printed/Typed Name: Daniel A. Palladino
Signature: [signature]
Mo. 07 Day 14 Year 03

17. Transporter 1 Acknowledgement of Receipt of Materials
Printed/Typed Name: Gordon L. Whitt
Signature: Gordon L. Whitt
Mo. 07 Day 14 Year 03

18. Transporter 2 Acknowledgement of Receipt of Materials
Printed/Typed Name
Signature
Mo. Day Year

19. Discrepancy Indication Space
30.56 Tons

20. Facility Owner or Operator: Certification of receipt of hazardous materials covered by this manifest except as noted in Item 19.
Printed/Typed Name
Signature
Mo. Day Year

MANIFEST - MANIFESTE

This Manifest conforms to all Federal and Provincial transport and environmental legislation requiring manifesting.
Ce manifeste est conforme aux législations fédérale et provinciale sur l'environnement et le transport, requérant un manifeste.

Manifest Reference No. / Nº de référence du manifeste: **9151013-1**

A Consignor (Generator) / Expéditeur (Producteur)
Provincial ID No. / Nº d'id. provincial: NYD002038040
Company name / Nom de l'entreprise: A.K. Allen Company inc
Mailing address / Adresse postale: 255 E 2nd Street Mineola NY 11501
Shipping site address / Origine de l'expédition: 255 E 2nd Street
City / Ville: Mineola | Province: NY | Postal code / Code postal: 11501

Intended consignee / Destinataire prévu: GSI Environnement
Provincial ID No. / No d'id. provincial: 1146767646
Address / Adresse: 855 rue Pepin
City / Ville: Sherbrooke | Province: Qc | Postal code / Code postal: J1L 2P8
Receiving site address / Destination de l'expédition: 855 rue Pepin
City / Ville: Sherbrokke | Province: Qc | Postal code / Code postal: J1L 2P8

B Carrier / Transporteur
Provincial ID No. / Nº d'id. provincial: R519567-3
Company name / Nom de l'entreprise: Page E.T.C. Inc
Address / Adresse: 2758 Trombley Rd
City / Ville: Weedsport | Prov.: NY | Postal code / Code postal: 13166

	Registration No. / Nº d'immatriculation	Prov.
Vehicle / Véhicule	5525/160438	NY
Trailer/Rail Car No. 1 / 1er remorque – wagon	26990 PA (Tracto)	NY
Trailer/Rail Car No. 2 / 2e remorque – wagon		

Point of entry / Point d'entrée: LaGolle
Point of exit / Point de sortie:

Carrier Certification: I declare that I have received waste as offered by the consignor in Part A for delivery to the intended consignee and that the information contained in Part B is complete and correct. / Déclaration du transporteur : J'atteste avoir reçu les déchets offerts par l'expéditeur dans la partie A en vue de leur livraison au destinataire choisi et que les renseignements inscrits à la partie B sont exacts et complets.

Year / Année: 03 | Month / Mois: 07 | Day / Jour: 14
Name of authorized person (print) / Nom de l'agent autorisé (caractères d'imprimerie): Gordon D. Whitt
Signature: Gordon D. Whitt
Tel. No. / Nº de tél.: (800) 230-5037

Reference nos. of other Manifest(s) used / Nº's de références des autres manifestes utilisés: NYG 1886598

C Consignee (Receiver) / Destinataire (Réceptionnaire)
Provincial ID No. / Nº d'id. provincial:
Consignee information same as Intended Consignee in Part A / L'information à fournir par le destinataire est la même qu'en A: ☐ Yes / Oui ☐ No, complete the boxed area below / Non, compléter la boîte ci-dessous
Company name / Nom de l'entreprise:
Address / Adresse:
City / Ville: | Province: | Postal code / Code postal:
Receiving site address / Destination de l'expédition:
City / Ville: | Province: | Postal code / Code postal:

Date received / Date de reception: Year / Année | Month / Mois | Day / Jour
Time / Heure: ☐ A.M. ☐ P.M.

Physical state / État physique	Shipping name of waste / Appellation réglementaire du déchet	Waste identification / identification du déchet: Provincial No. / Nº (Quebec-Ontario only) (Quebec-Ontario seul)	TDGA/PIN LTMD/NIP	Quantity shipped / Quantité expédiée	Units L or kg / ou kg unites	Classification	Packing group / Groupe d'emballage	Packaging / Contenants: No. Nbre	Codes int.-ext.	Quantity received / Quantité reçu	Units L or kg / ou kg unites	Identify any shipment discrepancy problems. Attach addendum if necessary. / Indiquer toute différence relative à l'expédition. Annexer une feuille au besoin.	Handling code / Code de manutention	Decontamination / Décontamination: Packaging / Contenants Yes / Oui	No / Non	Vehicle / Véhicule Yes / Oui	No / Non
5	Environmentally hazardous waste substance, solid, N.O.S (TCE contaminated soil)	N/A	UN3077	EST 20 000	kg	9	III	1	03								

Special handling/Emergency instructions / Manutention spéciale/instructions d'urgence: ☐ Attached / Ci-jointes ☐ Below / Ci-dessous
Notice 104769, line 1 Emergency # 877 829-0101 (GSI)

Circulation no. – Quebec only / Nº de circulation – Réservée au Québec

Date shipped / Date d'expédition: Year / Année | Month / Mois | Day / Jour: 03 07 14
Time / Heure: 0730 ☑ A.M. ☐ P.M.
Scheduled arrival date / Date d'arrivée prévue: Year / Année | Month / Mois | Day / Jour

If handling code "Other" (specify) / Si code de manutention "divers", spécifier:
If waste to be transferred, specify intended company name / Si les déchets doivent être transférés, préciser le nom du destinataire:
Provincial ID No. / Nº d'id. provincial:
Address / Adresse: | City / Ville: | Prov.:

***Consignor Certification:** I declare that the information contained in Part A is correct and complete.*
***Déclaration de l'expéditeur :** Je déclare que tous les renseignements à la partie A sont veridiques et complets.*

Name of authorized person (print) / Nom de l'agent autorisé (caractères d'imprimerie): Dana A. Palladino
Signature: Dana A. Palladino
Tel. no. / Nº de tél.: (516) 747-5450

***Consignee Certification:** I declare that the information contained in Part C is correct and complete.*
***Déclaration du l'expéditeur :** Je déclare que tous les renseignements à la partie C sont véridiques et complets.*
Name of authorized person (print) / Nom de l'agent autorisé (caractères d'imprimerie):
Signature:
Tel. no. / Nº de tél.: ( )

DO NOT WRITE IN THIS AREA
NE PAS ÉCRIRE DANS CET ESPACE

GSI ENVIRONNEMENT
655 Pepin Street
Sherbrooke, Quebec J1L 2P8
Tel.: (819) 829-0101 / Fax: (819) 829-2717
E-mail: sherbrooke@gsienv.ca

WASTE TRANSPORTATION MANIFEST

CONTAMINATED ☒
NON CONTAMINATED ☐

CLIENT: Capitol
PROJECT: 2003-55
DATE: / /
HOUR:

SHIPPER/LOADING:
NAME: A.K Allen Comp.
ADDRESS: Mineola N.Y
TEL.:
CONTACT PERSON: Bo Iwaskin

CONSIGNEE/UNLOADING:
NAME: GSI ENVIRONNEMENT INC.
ADDRESS: 655 Pepin Street, Sherbrooke, Quebec, J1L 2P8
TEL.: (819) 829-0101
CONTACT PERSON:

TRANSPORTER:
DRIVER: Gordon L. Whitt
I.D. NUMBER: 1604 B 8, N.Y
TYPE OF TRUCK:
SIGNATURE: G.L. Whitt
QUANTITY:
GROSS MASS: ~~37260 lb~~ 92380 lb
MASS OF TRUCK: 31260
NET MASS: ~~92380 lb~~ ~~31260 lb~~
30,56 lb 61,120

SOIL ☐ SLUDGE ☐
OTHER ☐

PHYSICAL CONDITION:
DRY ☐ HUMID ☐ MUDDY ☐

TYPE OF RESIDUE: (Description)
CLAY ☐
SAND ☐
GRAVEL ☐

WATER:
APPROX. VOLUME: CUBIC METERS
FREE PHASE: YES ☐ NO ☐

SAMPLES FOR ANALYSIS:
YES ☒ NO ☐
SAMPLE NO.:

CONTAMINANT(S):
VOC ☐ Oil & Grease (Mineral) ☐
PAH ☒ Heavy Metals ☒
OTHERS: ☐ copper

ORGANOLEPTIC OBSERVATIONS:
ODOR:
Light ☐ Average ☐ Persistent ☐
VISUAL:
Normal ☐ Abnormal ☐
COLOUR:

ACCEPTANCE AT RECEIVING SITE:
SIGNATURE: Jerome Yves
DATE: / /
HOUR:

Liner : Yes ☒ No ☐
Trailer decontamination : Yes ☒ Y.J Initials

Weight slip :
U.S. Manifest :
Can. Manifest : 9151013-1

White Copy: Administration Yellow Copy : Customer Gold Copy : Project Manager Pink Copy: Transportation

IF YOU SHOULD GET AN OVERWEIGHT FINE, YOU SHOULD DO THE FOLLOWING GET THE PROBLEM RESOLVED:

1) Post bond and request a court date.
2) Call The Scale Company direct 24 hours a day at 201-529-2704.
3) IMMEDIATELY send a copy of the citation, Scale ticket, your name, company, address, and phone number to The Scale Company Attn: Operations Manager.

* The four weights shown below are separate weights. The GROSS WEIGH is the CERTIFIED WEIGHT and was weighed on a full length platform sca

1:20:40 14 Jul 2003

icket: 38116

):

RAVEL CENTERS, L. L. C. 1-201-529-2704
30 RT. 17 SOUTH
AHWAH, NJ. 07430

xle 1: 11100 lb
xle 2: 37960 lb
xle 3: 43320 lb
otal: 92380 lb

eigh Fee: $ 8.00

CERTIFIED TRUCK SCALE

THE SCALE COMPAN
230 ROUTE 17 SOUT
MAHWAH, NJ 0743
(201) 529-2704

PUBLIC WEIGHMASTER'S CERTIFICATE OF WEIGHT & MEASURE

IMPRINT SEAL HERE (IF APPLICABLE)

This is to certify that the following described merchandise was weighed, counted, or measured by a public or deputy weighmaster, and when properly signed and sealed shall be prima facie evidence of the accuracy of the weight shown as prescribed by law.

LIVESTOCK, PRODUCE, PROPERTY, COMMODITY, OR ARTICLE WEIGHED

COMPANY Page TRACTOR # 5525 TRAILER # 273

FEE WEIGHMASTER OR WEIGHER SIGNATURE Tally FULL WEIGH TICKET # (IF REWEIGH)

DRIVER IN TRUCK UNLESS CHECKED HERE: ✓

N.T.S. Certified

Jpy

68565798

TICKET NUMBER

CAT

CERTIFIED AUTOMATED TRUCK SCALE

CAT SCALE COMPANY
P.O. BOX 690
WALCOTT, IA 52773
(563) 284-6763
www.catscale.com

THE CAT SCALE GUARANTEE

The CAT Scale Company guarantees that our scales will give an accurate weight. What makes us different from other scale companies is that we back up our guarantee with cash.*

"WEIGH WHAT WE SAY OR WE PAY"*

If you get an overweight fine from the state AFTER one of our CAT Scales showed a legal weight, we will immediately check our scale and we will:

(1) Reimburse you for the cost of the overweight fine if our scale is wrong, OR
(2) A representative of CAT Scale Company will appear in court WITH the driver as an expert witness if we believe our scale was correct.

CAT SCALE COLLECTOR CARD INSIDE

IF YOU SHOULD GET AN OVERWEIGHT FINE, YOU SHOULD DO THE FOLLOWING TO GET THE PROBLEM RESOLVED:

1) Post bond and request a court date.
2) Or call CAT Scale Company direct 24 hours a day at 1-877-CAT-SCALE (Toll Free)
3) IMMEDIATELY send a copy of the citation, CAT Scale Ticket, your name, company, address, and phone number to CAT Scale Company Attn: Citation Dept.

* The four weights shown below are separate weights. The GROSS WEIGHT is the CERTIFIED WEIGHT and was weighed on a full length platform scale.

DATE 06/29/03

SCALE LOCATION: CAT 302
POCONO TRK PLAZA
I 80 AND U.S. 611
BARTONSVILLE PA.

STEER AXLE	8900 lb
DRIVE AXLE	12140 lb
TRAILER AXLE	7220 lb
* GROSS WEIGHT	31260 lb

211945
61576

PUBLIC WEIGHMASTER'S CERTIFICATE OF WEIGHT & MEASURE

IMPRINT SEAL HERE (IF APPLICABLE)

This is to certify that the following described merchandise was weighed, counted, or measured by a public or deputy weighmaster, and when properly signed and sealed shall be prima facia evidence of the accuracy of the weight shown as prescribed by law.

LIVESTOCK, PRODUCE, PROPERTY, COMMODITY, OR ARTICLE WEIGHED

COMPANY Page TRACTOR # 5525 TRAILER # 373

FEE 1.00 WEIGHMASTER OR WEIGHER SIGNATURE Michele Storm FULL WEIGH TICKET # (IF REWEIGH) 6846

DRIVER IN TRUCK UNLESS CHECKED HERE: —

* CAT SCALE COMPANY

CUSTOMER COPY

15-07-2003 10:50 GSI ENVIRONNEMENT INC. 1 819 829 2717 P.08/10

Driver - Gordon Whitt

REVENUE CANADA
Customs and Excise

CANADA CUSTOMS INVOICE

Page of

1. Vendor (Name and Address)

A.K. Allen Company Inc.
255 E 2nd St
Mineola, NY

2. Date of Direct Shipment to Canada

3. Other References (Include Purchaser's Order No.)

4. Consignee (Name and Address)

CSI Environment
855 rue Pepin
Sherbrooke, QC J1L 2P3

5. Purchaser's Name and Address (If other than Consignee)

Page E.T.C., INC.
2758 Trombley Rd
Weedsport, NY 13166

6. Country of Transshipment

PARTIES TO THIS TRANSACTION ARE ☐ RELATED ☐ NOT RELATED

7. Country of Origin of Goods
U.S.

IF SHIPMENT INCLUDES GOODS OF DIFFERENT ORIGINS ENTER ORIGINS AGAINST ITEMS IN 12

8. Transportation: Give Mode and Place of Direct Shipment to Canada

9. Conditions of Sale and Terms of Payment
(i.e. Sale, Consignment Shipment, Leased Goods, etc.)

10. Currency of Settlement

11. No. of Pkgs.	12. Specification of Commodities (Kind of Packages, Marks and Numbers, General Description and Characteristics, i.e. Grade, Quality)	13. Quantity (State Unit)	SELLING PRICE 14. Unit Price	15. Total
1 T/L	Environmentally hazardous substance 4268 PARS 010235 PAGE E.T.C. INC.			.01 ¢

16. If any of fields 1 to 17 are included on an attached commercial invoice, check this box ☐
Commercial Invoice No. _____

18. Total Weight
Net Gross

17. INVOICE TOTAL
.01¢

19. Exporter's Name and Address (If other than Vendor)

20. Originator (Name and Address)

21. Departmental Ruling (If applicable)

22. If fields 23 to 25 are not applicable, check this box ☐

23. If included in field 17 indicate amount
(i) Transportation charges, expenses and insurance from the place of direct shipment to Canada
$_____
(ii) Cost for construction, erection and assembly incurred after importation into Canada
$_____
(iii) Export packing
$_____

24. If NOT included in field 17 indicate amount
(i) Transportation charges, expenses and insurance to the place of direct shipment to Canada
$_____
(ii) Amounts for commissions other than buying commissions
$_____
(iii) Export packing
$_____

25. Check (if applicable)
(i) Royalty payments or subsequent proceeds are paid or payable by the purchaser ☐
(ii) The purchaser has supplied goods or services for use in the production of these goods ☐

DEPARTMENT OF NATIONAL REVENUE - CUSTOMS AND EXCISE
CUSTOM CLEARANCE BY

Revised July 13 1994

For Sale by S. M. HEWITT (Sarnia) Limited, Custom House Brokers, Sarnia, Ontario, Canada

NYG 1886625

STATE OF NEW YORK
DEPARTMENT OF ENVIRONMENTAL CONSERVATION
DIVISION OF SOLID & HAZARDOUS MATERIALS

HAZARDOUS WASTE MANIFEST

P.O. Box 12820, Albany, New York 12212

Please type or print. Do not staple

(Hazardous Waste Manifest 1/5/99)

In case of emergency or spill immediately call the National Response Center (800) 424-8802 and the NYS Department of Environmental Conservation (518) 457-7362

UNIFORM HAZARDOUS WASTE MANIFEST

1. Generator's US EPA ID No.: NYD002038040

Manifest Doc. No.: 86625

2. Page 1 of

Information within heavy bold line is not required by Federal Law.

A. NYG 1886625

B. Generator's ID: SAME

3. Generator's Name and Mailing Address
A.K. Allen Company
255 Second St., Mineola, NY 11501

4. Generator's Telephone Number (516) 747-5450

5. Transporter 1 (Company Name): Page ETC, Inc

6. US EPA ID Number: NYD986996947

C. State Transporter's ID

D. Transporter's Telephone (800) 230-5037

7. Transporter 2 (Company Name)

8. US EPA ID Number

E. State Transporter's ID

F. Transporter's Telephone ( )

9. Designated Facility Name and Site Address
GSI Environment, Inc.
855 Pepin Street
Sherbrooke Quebec Canada J1L2PB

10. US EPA ID Number: 7610-05-01-00985030500008 73

G. State Facility ID

H. Facility Telephone (819) 829-0101

11. US DOT Description (Including Proper Shipping Name, Hazard Class and ID Number)	12. Containers Number	Type	13. Total Quantity	14. Unit Wt/Vol	I. Waste No.
a. Hazardous Waste, Solid, N.O.S., 9, NA3077, III (Tetrachloroethene)	001	DT	EST XXX 22	T	EPA D008
					STATE
b.					EPA
					STATE
c					EPA
					STATE
d.					EPA
					STATE

J. Additional Descriptions for Materials listed Above
Also: F001, F002 ERG171
a
b
c
d

K. Handling Codes for Wastes Listed Above
a
b
c
d

15. Special Handling Instructions and Additional Information
Date: 7-14-03 Time:
Signature:
Departure City/State: Champlain NY
Emergency Contact: Capitol Environmental Services (302)652-8999 EPA Notice#379/02

16. GENERATOR'S CERTIFICATION: I hereby declare that the contents of this consignment are fully and accurately described above by proper shipping name and are classified, packed, marked and labeled, and are in all respects in proper condition for transport by highway according to applicable international and national government regulations and state laws and regulations. **conforms to the terms of attached EPA acknowledgment of Consent** If I am a large quantity generator, I certify that I have a program in place to reduce the volume and toxicity of waste generated to the degree I have determined to be economically practicable and that I have selected the practicable method of treatment, storage, or disposal currently available to me which minimizes the present and future threat to human health and the environment; OR if I am a small quantity generator, I have made a good faith effort to minimize my waste generation and select the best waste management method that is available to me and that I can afford.

GENERATOR

Printed/Typed Name: [illegible] Signature: [illegible] Mo. 07 Day 14 Year 03

TRANSPORTER

17. Transporter 1 Acknowledgement of Receipt of Materials
Printed/Typed Name: [illegible] Signature: [illegible] Mo. 07 Day 14 Year 03

18. Transporter 2 Acknowledgement of Receipt of Materials
Printed/Typed Name Signature Mo. Day Year

FACILITY

19. Discrepancy Indication Space
30.29 Tons

20. Facility Owner or Operator: Certification of receipt of hazardous materials covered by this manifest except as noted in Item 19.
Printed/Typed Name Signature Mo. Day Year

MANIFEST - MANIFESTE

This Manifest conforms to all Federal and Provincial transport and environmental legislation requiring manifesting
Ce manifeste est conforme aux législations fédérale et provinciale sur l'environnement et le transport, requérant un manifeste.

Manifest Reference No. / Nº de référence du manifeste: **9151010-7**

A Consignor (Generator) / Expediteur (Producteur)
Provincial ID No. / Nº d'id. provincial: NYD002038040
Company name / Nom de l'entreprise: A.K. Allen Company inc
Mailing address / Adresse postale: 255 E 2nd Street Mineola NY 11501
Shipping site address / Origine de l'expédition: 255 E 2nd Street
City / Ville: Mineola | Province: NY | Postal code / Code postal: 11501

Intended consignee / Destinataire prévu: GSI Environnemnt
Provincial ID No. / No d'id. provincial: 1146767646
Address / Adresse: 855 rue Pepin Sherbrooke Qc J1L 2P8
Receiving site address / Destination de l'expédition: 855 rue Pepin
City / Ville: Sherbrooke | Province: Qc | Postal code / Code postal: J1L 2P8

B Carrier / Transporteur
Provincial ID No. / Nº d'id. provincial: R519567-3
Company name / Nom de l'entreprise: Page ETC Inc
Address / Adresse: 2758 Trombley Rd
City / Ville: Weedsport | Prov.: NY | Postal code / Code postal: 13166

	Registration No. / Nº d'immatriculation	Prov.
Vehicle / Véhicule	21150 PA	NY
Trailer/Rail Car No. 1 / 1er remorque – wagon	AD 27945	NY
Trailer/Rail Car No. 2 / 2e remorque – wagon		

Point of entry / Point d'entrée: LaGlle
Point of exit / Point de sortie:

Carrier Certification: I declare that I have received waste as offered by the consignor in Part A for delivery to the intended consignee and that the information contained in Part B is complete and correct. / Déclaration du transporteur : J'atteste avoir reçu les déchets offerts par l'expéditeur dans la partie A en vue de leur livraison au destinataire choisi et que les renseignements inscrits à la partie B sont exacts et complets.

Year / Année: 03 | Month / Mois: 07 | Day / Jour: 14
Name of authorized person (print) / Nom de l'agent autorisé (caractères d'imprimerie): Thomas Sackett
Signature: [signature]
Tel. No. / Nº de tél.: (800) 230-5037

Reference nos. of other Manifest(s) used / Nº's de références des autres manifestes utilisés: NYG1886625

C Consignee (Receiver) / Destinataire (Réceptionnaire)
Provincial ID No. / Nº d'id. provincial:

Consignee information same as Intended Consignee in Part A / L'information à fournir par le destinataire est la même qu'en A
☐ Yes / Oui ☐ No. complete the boxed area below / Non, compléter la boîte ci-dessous

Company name / Nom de l'entreprise:
Address / Adresse:
City / Ville: | Province: | Postal code / Code postal:
Receiving site address / Destination de l'expédition:
City / Ville: | Province: | Postal code / Code postal:

Date received / Date de réception: Year / Année: | Month / Mois: | Day / Jour:
Time / Heure: ☐ A.M. ☐ P.M.

Physical state / État physique	Shipping name of waste / Appellation régiementaire du déchet	Waste identification / Identification du déchet: Provincial No. / Nº (Quebec-Ontario only) (Quebec-Ontario seul)	TDGA/PIN LTMD/NIP	Quantity shipped / Quantité expédiée	Units L or ou kg / unites	Classification	Packing group / Groupe d'emballage	Packaging Contenants: No. Nbre	Codes int.-ext.	Quantity received / Quantité reçu	Units L or ou kg / unites	Identify any shipment discrepancy problems. Attach addendum if necessary. / Indiquer toute différence relative à l'expédition. Annexer une feuille au besoin	Handling code / Code de manutention	Decontamination Décontamination: Packaging / Contenants Yes / Oui	No / Non	Vehicle / Véhicule Yes / Oui	No / Non
5	Environmentally hazardous waste substance, solid, N.O.S. (TCE contaminated soil)	N/A	UN3077mm	EST 20 000	kg	9	III	1	03								

Special handling/Emergency instructions / Manutention spéciale/instructions d'urgence: ☐ Attached / Ci-jointes ☐ Below / Ci-dessous
Notice 104769, line 1
EMERGENCY #819-829-0101 (GSI)

Circulation no. – Quebec only / Nº de circulation – Réservée au Québec

Date shipped / Date d'expédition: Year / Année: 03 | Month / Mois: 07 | Day / Jour: 14
Time / Heure: 0825 ☑ A.M. ☐ P.M.
Scheduled arrival date / Date d'arrivée prévue: Year / Année: | Month / Mois: | Day / Jour:

If handling code "Other" (specify) / Si code de manutention "divers" spécifier:
If waste to be transferred, specify intended company name / Si les déchets doivent être transférés, préciser le nom du destinataire:
Provincial ID No. / Nº d'id. provincial:
Address / Adresse: | City / Ville: | Prov.:

Consignee Certification: I declare that the information contained in Part C is correct and complete. Déclaration du l'expéditeur : Je déclare que tous les renseignements à la partie C sont véridiques et complets.
Name of authorized person (print) / Nom de l'agent autorisé (caractères d'imprimerie):
Signature: | Tel. no. / Nº de tél.: ( )

***Consignor Certification:** I declare that the information contained in Part A is correct and complete.*
***Déclaration de l'expéditeur :** Je déclare que tous les renseignements à la partie A sont veridiques et complets.*

Name of authorized person (print) / Nom de l'agent autorisé (caractères d'imprimerie): DANIEL A. PALLADINO
Signature: [signature]
Tel. no. / Nº de tél.: (516) 747-5450

MOE 04-1917 (12/01)

Instructions for completion and distribution on reverse / Instructions pour compléter et distribuer au verso

Copy / Copie 1 (white / blanche)

GSI ENVIRONNEMENT
855 Pepin Street
Sherbrooke, Quebec J1L 2P8
Tel.: (819) 829-0101 / Fax: (819) 829-2717
E-mail: sherbrooke@gsienv.ca

WASTE TRANSPORTATION MANIFEST

CONTAMINATED ☐
NON CONTAMINATED ☐

CLIENT: Capitol
PROJECT: 2003-55
DATE: 07/15/03 HOUR: 8:00 AM

SHIPPER/LOADING:
NAME: A K Allen Comp
ADDRESS: Mineola
TEL.:
CONTACT PERSON: Bolwoskin

CONSIGNEE/UNLOADING:
NAME: GSI environnement
ADDRESS: 855 Pepin St. Ao.
TEL.: 819 829 0101
CONTACT PERSON: Roger Damon

TRANSPORTER: Page RTC Inc
DRIVER: T Sackrh
I.D. NUMBER: ~~[illegible]~~ 1091
TYPE OF TRUCK:
SIGNATURE: [signature]
QUANTITY:
GROSS MASS: 94840
MASS OF TRUCK: 34260
NET MASS: 60580
30.29 TC

SOIL ☑ SLUDGE ☐
OTHER ☐

PHYSICAL CONDITION:
DRY ☐ HUMID ☐ MUDDY ☐

TYPE OF RESIDUE: (Description)
CLAY ☐
SAND ☐
GRAVEL ☐

WATER:
APPROX. VOLUME: _____ CUBIC METERS
FREE PHASE: YES ☐ NO ☐

SAMPLES FOR ANALYSIS:
YES ☐ NO ☐
SAMPLE NO.:

CONTAMINANT(S):
VOC ☐ Oil & Grease (Mineral) ☐
PAH ☑ Heavy Metals ☑
OTHERS: ☐ Copper

ORGANOLEPTIC OBSERVATIONS:
ODOR:
Light ☐ Average ☐ Persistent ☐
VISUAL:
Normal ☐ Abnormal ☐
COLOUR:

ACCEPTANCE AT RECEIVING SITE:
SIGNATURE: Yves Terrio
DATE: 07/15/03
HOUR: 8:00 AM

COMMENTS:
US Manif. N.Y 6 1886625
CAN Manif. 9151010-7

White Copy: Administration Yellow Copy : Customer Golden Rod Copy : Project Manager Pink Copy: Transportation

578043
CKET NUMBER

CAT

TIFIED
OMATED
ICK
ALE
CALE COMPANY
O BOX 830
DOTT, IA 52773
(563) 284-6283
w.catscale.com

24343
62117 LOCATION:
BLIC WEIGHMASTER'S
CERTIFICATE OF
WEIGHT & MEASURE

THE CAT SCALE GUARANTEE

The CAT Scale Company guarantees that our scales will give an accurate weight. What makes us different from other scale companies is that we back up our guarantee with cash.®

"WEIGH WHAT WE SAY OR WE PAY"®

If you get an overweight fine from the state AFTER one of our CAT Scales showed a legal weight, we will immediately check our scale and we will:

(1) Reimburse you for the cost of the overweight fine if our scale is wrong, OR
(2) A representative of CAT Scale Company will appear in court WITH the driver as an expert witness if we believe our scale was correct.

CAT SCALE COLLECTOR CARD INSIDE!

IF YOU SHOULD GET AN OVERWEIGHT FINE, YOU SHOULD DO THE FOLLOWING TO GET THE PROBLEM RESOLVED:

1) Post bond and request a court date.
2) Or call CAT Scale Company direct 24 hours a day at 1-877-CAT-SCALE (Toll Free)
3) IMMEDIATELY send a copy of the citation, CAT Scale Ticket, your name, company, address, and phone number to CAT Scale Company Attn: Citation Dept.

* The four weights shown below are separate weights. The GROSS WEIGHT is the CERTIFIED WEIGHTS and was weighed on a full length platform scale.

DATE: 07/13/03

SCALE: CAT 302
LOCATION: POCONO TRK PLAZA
I 80 AND U.S. 611
BARTONSVILLE PA.

STEER AXLE	10420 lb
DRIVE AXLE	15580 lb
TRAILER AXLE	8260 lb
* GROSS WEIGHT	34260 lb

This is to certify that the following described merchandise was weighed, counted, or measured by a public or deputy weighmaster, and when properly signed and sealed shall be prima facie evidence of the

BIG DOG SCALES

11-87 Truck Plaza Inc.
Exit 42 1/4 West on Rt. 11
Champlain, N.Y. 12919
518-298-8866 (518-298-5682 fax)

Date: 7-14-03

y PACE

TK 4U29

State

Trl 8K 51

Driver - Thomas Sackett

REVENUE CANADA
Customs and Excise

CANADA CUSTOMS INVOICE

Page ___ of ___

1. Vendor (Name and Address)

A.K. Allen Company Inc.
255 E 2nd St
Mineola, NY

2. Date of Direct Shipment to Canada

3. Other References (Include Purchaser's Order No.)

4. Consignee (Name and Address)

CSI Environment
855 rue Pepin
Sherbrooke, QC J1L 2P9

5. Purchaser's Name and Address (If other than Consignee)

Page E.T.C., INC.
2758 Trombley Rd
Weedsport, NY 13166

6. Country of Transshipment

PARTIES TO THIS TRANSACTION ARE ☐ RELATED ☐ NOT RELATED

7. Country of Origin of Goods: U.S.

IF SHIPMENT INCLUDES GOODS OF DIFFERENT ORIGINS ENTER ORIGINS AGAINST ITEMS IN 12

8. Transportation: Give Mode and Place of Direct Shipment to Canada

9. Conditions of Sale and Terms of Payment (i.e. Sale, Consignment Shipment, Leased Goods, etc.)

10. Currency of Settlement

11. No. of Pkgs	12. Specification of Commodities (Kind of Packages, Marks and Numbers, General Description and Characteristics, i.e. Grade, Quality)	13. Quantity (State Unit)	SELLING PRICE 14. Unit Price	15. Total
1 T/L	Environmentally hazardous substance 4268 PARS 010238 PAGE E.T.C. INC.			.01 ¢

16. If any of fields 1 to 17 are included on an attached commercial invoice, check this box ☐

Commercial Invoice No. ___

18. Total Weight: Net ___ Gross ___

17. INVOICE TOTAL .01¢

19. Exporter's Name and Address (If other than Vendor)

20. Originator (Name and Address)

21. Departmental Ruling (If applicable)

22. If fields 23 to 25 are not applicable, check this box ☐

23. If included in field 17 indicate amount
(i) Transportation charges, expenses and insurance from the place of direct shipment to Canada $___
(ii) Cost for construction, erection and assembly incurred after importation into Canada $___
(iii) Export packing $___

24. If NOT included in field 17 indicate amount
(i) Transportation charges, expenses and insurance to the place of direct shipment to Canada $___
(ii) Amounts for commissions other than buying commissions $___
(iii) Export packing $___

25. Check (if applicable)
(i) Royalty payments or subsequent proceeds are paid or payable by the purchaser ☐
(ii) The purchaser has supplied goods or services for use in the production of these goods ☐

DEPARTMENT OF NATIONAL REVENUE - CUSTOMS AND EXCISE
CUSTOM CLEARANCE BY

Revised Apr. 1 1994

For Sale by S. H. HENRY (Sarnia) Limited, Custom House Brokers, Sarnia, Ontario, Canada

NYG 1886616

Please type or print. Do not staple

STATE OF NEW YORK
DEPARTMENT OF ENVIRONMENTAL CONSERVATION
DIVISION OF SOLID & HAZARDOUS MATERIALS

HAZARDOUS WASTE MANIFEST

P.O. Box 12820, Albany, New York 12212

(Hazardous Waste Manifest 1/5/99)

In case of emergency or spill immediately call the National Response Center (800) 424-8802 and the NYS Department of Environmental Conservation (518) 457-7362

UNIFORM HAZARDOUS WASTE MANIFEST

1. Generator's US EPA ID No.: NYD002038040 | Manifest Doc. No.: 86616

2. Page 1 of

Information within heavy bold line is not required by Federal Law.

3. Generator's Name and Mailing Address
A.K. Allen Company
255 Second St., Mineola, NY 11501

4. Generator's Telephone Number (516) 747-5450

A. NYG 1886616

B. Generator's ID: SAME

5. Transporter 1 (Company Name): Page ETC, Inc

6. US EPA ID Number: NYD986969947

C. State Transporter's ID: [illegible]

D. Transporter's Telephone (800) 230-5037

7. Transporter 2 (Company Name)

8. US EPA ID Number

E. State Transporter's ID

F. Transporter's Telephone ( )

9. Designated Facility Name and Site Address
GSI Environment, Inc.
855 Pepin Street
Sherbrooke Quebec Canada J1L2PB

10. US EPA ID Number: 7610-05-01-0098503050000873

G. State Facility ID

H. Facility Telephone (819) 829-0101

11. US DOT Description (Including Proper Shipping Name, Hazard Class and ID Number)	12. Containers Number	Type	13. Total Quantity	14. Unit Wt/Vol	I. Waste No.
a. Hazardous Waste, Solid, N.O.S., 9, NA3077, III (Tetrachloroethene)	001	DT	EST XXX22	T	EPA D008 / STATE
b.					EPA / STATE
c					EPA / STATE
d.					EPA / STATE

J. Additional Descriptions for Materials listed Above
a Also: F001, F002 ERG171
b
c
d

K. Handling Codes for Wastes Listed Above
a
b
c
d

15. Special Handling Instructions and Additional Information
Date: 7-14-03 Time:
Departure City/State: Champlain NY Signature:
Emergency Contact: Capitol Environmental Services (302)652-8999 EPA Notice#379/02

16. GENERATOR'S CERTIFICATION: I hereby declare that the contents of this consignment are fully and accurately described above by proper shipping name and are classified, packed, marked and labeled, and are in all respects in proper condition for transport by highway according to applicable international and national government regulations and state laws and regulations. conforms to the terms of attached EPA acknowledgment of Consent If I am a large quantity generator, I certify that I have a program in place to reduce the volume and toxicity of waste generated to the degree I have determined to be economically practicable and that I have selected the practicable method of treatment, storage, or disposal currently available to me which minimizes the present and future threat to human health and the environment; OR if I am a small quantity generator, I have made a good faith effort to minimize my waste generation and select the best waste management method that is available to me and that I can afford.

Printed/Typed Name: Daniel A. Palladino | Signature: [signature] | Mo. 07 Day 14 Year 03

17. Transporter 1 Acknowledgement of Receipt of Materials
Printed/Typed Name: Douglas Fugle | Signature: [signature] | Mo. Day Year

18. Transporter 2 Acknowledgement of Receipt of Materials
Printed/Typed Name | Signature | Mo. Day Year

19. Discrepancy Indication Space
31.99 Tons

20. Facility Owner or Operator: Certification of receipt of hazardous materials covered by this manifest except as noted in Item 19.
Printed/Typed Name | Signature | Mo. Day Year

GENERATOR

TRANSPORTER

FACILITY

MANIFEST - MANIFESTE

This Manifest conforms to all Federal and Provincial transport and environmental legislation requiring manifesting.
Ce manifeste est conforme aux législations fédérale et provinciale sur l'environnement et le transport, requérant un manifeste.

Manifest Reference No. / Nº de référence du manifeste: **9151011-5**

A Consignor (Generator) / Expediteur (Producteur)
Provincial ID No. / Nº d'id. provincial: NYD002038040
Company name / Nom de l'entreprise: A.K. Allen Company inc
Mailing address / Adresse postale, City / Ville, Province, Postal code / Code postal: 255 E 2nd Street Mineola NY 11501
Shipping site address / Origine de l'expédition: 255 E 2nd Street
City / Ville: Mineola | Province: NY | Postal code / Code postal: 11501

Intended consignee / Destinataire prévu: GSI Environnemnt
Provincial ID No. / No d'id. provincial: 1146767646
Address / Adresse, City / Ville, Province, Postal code / Code postal: 855 rue Pepin Sherbrooke Qc J1L 2P8
Receiving site address / Destination de l'expédition: 855 rue Pepin
City / Ville: Sherbrooke | Province: Qc | Postal code / Code postal: J1L 2P8

B Carrier / Transporteur
Provincial ID No. / Nº d'id. provincial: R 519567-3
Company name / Nom de l'entreprise: Page ETC Inc
Address / Adresse: 2758 Trombley Rd
City / Ville: Weedsport | Prov.: NY | Postal code / Code postal: 13166

	Registration No. / Nº d'immatriculation	Prov.
Vehicle / Véhicule	13980-PA	NY
Trailer/Rail Car No. 1 / 1er remorque – wagon	AC15548	NY
Trailer/Rail Car No. 2 / 2e remorque – wagon		

Point of entry / Point d'entrée: LaColle
Point of exit / Point de sortie:

Carrier Certification: I declare that I have received waste as offered by the consignor in Part A for delivery to the intended consignee and that the information contained in Part B is complete and correct. / Déclaration du transporteur : J'atteste avoir reçu les déchets offerts par l'expéditeur dans la partie A en vue de leur livraison au destinataire choisi et que les renseignements inscrits à la partie B sont exacts et complets.

Year / Année: 03 | Month / Mois: 07 | Day / Jour: 14
Name of authorized person (print) / Nom de l'agent autorisé (caractères d'imprimerie): DOUGLAS FUGLE
Signature: Douglas Fugle
Tel. No. / Nº de tél.: (800) 230-5037

Reference nos. of other Manifest(s) used / Nº's de références des autres manifestes utilisés: NYG 1886616

C Consignee (Receiver) / Destinataire (Réceptionnaire)
Provincial ID No. / Nº d'id. provincial:
Consignee information same as Intended Consignee in Part A / L'information à fournir par le destinataire est la même qu'en A: ☐ Yes / Oui ☐ No, complete the boxed area below / Non, compléter la boîte ci-dessous
Company name / Nom de l'entreprise:
Address / Adresse:
City / Ville, Province, Postal code / Code postal:
Receiving site address / Destination de l'expédition:
City / Ville, Province, Postal code / Code postal:

Date received / Date de reception: Year / Année, Month / Mois, Day / Jour
Time / Heure: ☐ A.M. ☐ P.M.

Physical state / État physique	Shipping name of waste / Appellation réglementaire du déchet	Waste identification / Identification du déchet: Provincial No. / Nº (Quebec-Ontario only) (Quebec-Ontario seul)	TDGA/PIN LTMD/NIP	Quantity shipped / Quantité expédiée	Units L or ou kg unites	Classification	Packing group / Groupe d'emballage	Packaging Contenants: No. Nbre	Codes int.-ext.	Quantity received / Quantité reçu	Units L or ou kg unites	Identify any shipment discrepancy problems. Attach addendum if necessary. / Indiquer toute différence relative à l'expédition. Annexer une feuille au besoin.	Handling code / Code de manutention	Decontamination / Décontamination: Packaging / Contenants Yes / Oui	No / Non	Vehicle / Véhicule Yes / Oui	No / Non
5	Environmentally hazardous waste substance, solid, N.O.S. (TCE contaminated soil)	N/A	UN3077	EST 20 000	kg	9	III	1	03								

Special handling/Emergency instructions / Manutention spéciale/instructions d'urgence: ☐ Attached / Ci-jointes ☐ Below / Ci-dessous
Notice 104769, line 1 Emergency #819-829-0101 (GSI)

Circulation no. – Quebec only / Nº de circulation – Réservée au Québec

Date shipped / Date d'expédition: Year / Année, Month / Mois, Day / Jour: 03 07 14
Time / Heure: 0810 ☐ A.M. ☐ P.M.
Scheduled arrival date / Date d'arrivée prévue: Year / Année, Month / Mois, Day / Jour

If handling code "Other" (specify) / Si code de manutention "divers" (spécifier):
If waste to be transferred, specify intended company name / Si les déchets doivent être transférés, préciser le nom du destinataire:
Provincial ID No. / Nº d'id. provincial:
Address / Adresse, City / Ville, Prov.:

Consignee Certification: I declare that the information contained in Part C is correct and complete. Déclaration du l'expéditeur : Je déclare que tous les renseignements à la partie C sont véridiques et complets.
Name of authorized person (print) / Nom de l'agent autorisé (caractères d'imprimerie):
Signature:
Tel. no / Nº de tél: ( )

***Consignor Certification:** I declare that the information contained in Part A is correct and complete.*
***Déclaration de l'expéditeur :** Je déclare que tous les renseignements à la partie A sont veridiques et complets.*

Name of authorized person (print) / Nom de l'agent autorisé (caractères d'imprimerie): DANSON A PALLADINO
Signature:
Tel. no. / Nº de tél.: (516) 747 5450

DO NOT WRITE IN THIS AREA
NE PAS ÉCRIRE DANS CET ESPACE

GSI ENVIRONNEMENT
855 Pepin Street
Sherbrooke, Quebec J1L 2P8
Tel.: (819) 829-0101 / Fax: (819) 829-2717
E-mail: sherbrooke@gsienv.ca

WASTE TRANSPORTATION MANIFEST

CONTAMINATED ☐
NON CONTAMINATED ☐

CLIENT: CAPITOL
PROJECT: 2003-55
DATE: / /
HOUR:

SHIPPER/LOADING:
NAME: AK Allen Comp
ADDRESS: Mineola
TEL.:
CONTACT PERSON: bo Woskin

CONSIGNEE/UNLOADING:
NAME: GSI environnement
ADDRESS: 855 Pepin Sh. Dr.
TEL.: 819 829 0101
CONTACT PERSON: Roger d'Amour

TRANSPORTER: PAGE ETC INC
DRIVER: Douglas Fugle
I.D. NUMBER: AC 15548-NY-3359
TYPE OF TRUCK:
SIGNATURE: Douglas Fugle
QUANTITY:
GROSS MASS: 99,480
MASS OF TRUCK: 35,500
NET MASS: 63,980
31,99 TC

SOIL ☑ SLUDGE ☐
OTHER ☐

PHYSICAL CONDITION:
DRY ☐ HUMID ☐ MUDDY ☐

TYPE OF RESIDUE: (Description)
CLAY ☐
SAND ☐
GRAVEL ☐

WATER:
APPROX. VOLUME: _____ CUBIC METERS
FREE PHASE: YES ☐ NO ☐

SAMPLES FOR ANALYSIS:
YES ☐ NO ☐
SAMPLE NO.:

CONTAMINANT(S):
VOC ☐ Oil & Grease (Mineral) ☐
PAH ☑ Heavy Metals ☑
OTHERS: ☐ copper

ORGANOLEPTIC OBSERVATIONS:
ODOR:
Light ☐ Average ☐ Persistent ☐
VISUAL:
Normal ☐ Abnormal ☐
COLOUR:

ACCEPTANCE AT RECEIVING SITE:
SIGNATURE: Yves Gerine
DATE: 07/15/03
HOUR: 8:00 AM

COMMENTS:
US Manif.: CLYG1886616
CAN Manif.: 9151011-5

White Copy: Administration Yellow Copy: Customer Golden Rod Copy: Project Manager Pink Copy: Transportation

1578044
TICKET NUMBER

CAT

ERTIFIED
UTOMATED
RUCK
CALE
AT SCALE COMPANY
P.O. Box 630
WALCOTT, IA 52773
(563) 284-6283
www.catscale.com

THE CAT SCALE GUARANTEE

The CAT Scale Company guarantees that our scales will give an accurate weight. What makes us different from other scale companies is that we back up our guarantee with cash.

"WEIGH WHAT WE SAY OR WE PAY"

If you get an overweight fine from the state **AFTER** one of our CAT Scales showed a legal weight, we will immediately check our scale and we will:
(1) Reimburse you for the cost of the overweight fine if our scale is wrong, **OR**
(2) A representative of CAT Scale Company will appear in court **WITH** the driver as an expert witness if we believe our scale was correct.

CAT SCALE COLLECTOR CARD INSIDE!

IF YOU SHOULD GET AN OVERWEIGHT FINE, YOU SHOULD DO THE FOLLOWING TO GET THE PROBLEM RESOLVED:

1) Post bond and request a court date.
2) Or call CAT Scale Company direct 24 hours a day at 1-877-CAT-SCALE (Toll Free)
3) **IMMEDIATELY** send a copy of the citation, CAT Scale Ticket, your name, company, address, and phone number to CAT Scale Company, Attn: Citation Dept.

*The four weights shown below are separate weights. The GROSS WEIGHT is the CERTIFIED WEIGHT and was weighed on a full length platform scale.

DATE: 07/13/03

STEER AXLE 10880 lb
DRIVE AXLE 16180 lb
TRAILER AXLE 8440 lb
*GROSS WEIGHT 35500 lb

224458 SCALE: CAT 302
62118 LOCATION: POCONO TRK PLAZA
I 80 AND U.S. 611
BARTONSVILLE PA.

PUBLIC WEIGHMASTER'S CERTIFICATE OF WEIGHT & MEASURE

BIG DOG SCALES

Date: 7-14-03

B 11-87 Truck Plaza Inc.
Exit 42 1/4 West on Rt. 11
Champlain, N.Y., 12919
hone 518-298-8866 (518-298-5682 fax)

mpany Page ETC INC Tk# 0894
ty State Trl# 3359

Scale 1	10820 lb	G1
Scale 2	40840 lb	G2
Scale 3	47820 lb	G3
TOTAL	99480 lb	GT

WEIGHED ON CARDINAL SCALES

Weighed By: _____

N.Y.S. Certified

Driver - Doug Fusle

REVENUE CANADA
Customs and Excise

CANADA CUSTOMS INVOICE

Page of

1. Vendor (Name and Address)

A.K. Allen Company Inc.
255 E 2nd St
Mineola, NY

2. Date of Direct Shipment to Canada

3. Other References (Include Purchaser's Order No.)

4. Consignee (Name and Address)

CSI Environment
855 rue Pepin
Sherbrooke, QC J1L 2P3

5. Purchaser's Name and Address (If other than Consignee)

Page E.T.C., INC.
2758 Trombley Rd
Weedsport, NY 13166

6. Country of Transshipment

PARTIES TO THIS TRANSACTION ARE ☐ RELATED ☐ NOT RELATED

7. Country of Origin of Goods: U.S.

IF SHIPMENT INCLUDES GOODS OF DIFFERENT ORIGINS ENTER ORIGINS AGAINST ITEMS IN 12

8. Transportation: Give Mode and Place of Direct Shipment to Canada

9. Conditions of Sale and Terms of Payment (i.e. Sale, Consignment Shipment, Leased Goods, etc.)

10. Currency of Settlement

11. No. of Pkgs.	12. Specification of Commodities (Kind of Packages, Marks and Numbers, General Description and Characteristics, i.e. Grade, Quality)	13. Quantity (State Unit)	SELLING PRICE 14. Unit Price	15. Total
1 T/L	Environmentally hazardous substance 4268 PARS 010237 PAGE E.T.C. INC.			.01 ¢

16. If any of fields 1 to 17 are included on an attached commercial invoice, check this box ☐

Commercial Invoice No.

18. Total Weight: Net / Gross

17. INVOICE TOTAL .01¢

19. Exporter's Name and Address (If other than Vendor)

20. Originator (Name and Address)

21. Departmental Ruling (If applicable)

22. If fields 23 to 25 are not applicable, check this box ☐

23. If included in field 17 indicate amount

(i) Transportation charges, expenses and insurance from the place of direct shipment to Canada
$

(ii) Cost for construction, erection and assembly incurred after importation into Canada
$

(iii) Export packing
$

24. If NOT included in field 17 indicate amount

(i) Transportation charges, expenses and insurance to the place of direct shipment to Canada
$

(ii) Amounts for commissions other than buying commissions
$

(iii) Export packing
$

25. Check (if applicable)

(i) Royalty payments or subsequent proceeds are paid or payable by the purchaser ☐

(ii) The purchaser has supplied goods or services for use in the production of these goods ☐

DEPARTMENT OF NATIONAL REVENUE - CUSTOMS AND EXCISE
CUSTOM CLEARANCE BY

Revised April 1, 1994

For Sale by S. M. HEWITT (Sarnia) Limited, Custom House Brokers, Sarnia, Ontario, Canada

NYG 1886697

STATE OF NEW YORK
DEPARTMENT OF ENVIRONMENTAL CONSERVATION
DIVISION OF SOLID & HAZARDOUS MATERIALS

HAZARDOUS WASTE MANIFEST

P.O. Box 12820, Albany, New York 12212

Please type or print. Do not staple

(Hazardous Waste Manifest 1/5/99)

In case of emergency or spill immediately call the National Response Center (800) 424-8802 and the NYS Department of Environmental Conservation (518) 457-7362

UNIFORM HAZARDOUS WASTE MANIFEST

1. Generator's US EPA ID No.: NYD002038040

Manifest Doc. No.: 866997

2. Page 1 of

Information within heavy bald line is not required by Federal Law.

A. NYG 1886697

B. Generator's ID: SAME

3. Generator's Name and Mailing Address
A.K. Allen Company
255 Second St., Mineola, NY 11501

4. Generator's Telephone Number (516) 747-5450

5. Transporter 1 (Company Name): Page ETC, Inc

6. US EPA ID Number: NYD986996994

C. State Transporter's ID

D. Transporter's Telephone (800) 230-5037

7. Transporter 2 (Company Name)

8. US EPA ID Number

E. State Transporter's ID

F. Transporter's Telephone ( )

9. Designated Facility Name and Site Address
GSI Environment, Inc.
855 Pepin Street
Sherbrooke Quebec Canada J1L2PB

10. US EPA ID Number: 7610-05-01-0098503050000873

G. State Facility ID

H. Facility Telephone (819) 829-0101

11. US DOT Description (Including Proper Shipping Name, Hazard Class and ID Number)	12. Containers Number	Type	13. Total Quantity	14. Unit Wt/Vol	I. Waste No.
a. Hazardous Waste, Solid, N.O.S., 9, NA3077, III (Tetrachloroethene)	001	DT	EST	T	EPA D008
	X		XXXZZ		STATE
b.					EPA
					STATE
c					EPA
					STATE
d.					EPA
					STATE

J. Additional Descriptions for Materials listed Above
a Also: F001, F002 ERG171
b
c
d

K. Handling Codes for Wastes Listed Above
a
b
c
d

15. Special Handling Instructions and Additional Information
Departure City/State: Champlain NY
Emergency Contact: Capitol Environmental Services (302)652-8999 EPA Notice#379/02

Date: 7-14-03 Time:
Signature: [signature]

16. GENERATOR'S CERTIFICATION: I hereby declare that the contents of this consignment are fully and accurately described above by proper shipping name and are classified, packed, marked and labeled, and are in all respects in proper condition for transport by highway according to applicable international and national government regulations and state laws and regulations. conforms to the terms of attached EPA acknowledgment of Consent
If I am a large quantity generator, I certify that I have a program in place to reduce the volume and toxicity of waste generated to the degree I have determined to be economically practicable and that I have selected the practicable method of treatment, storage, or disposal currently available to me which minimizes the present and future threat to human health and the environment; OR if I am a small quantity generator, I have made a good faith effort to minimize my waste generation and select the best waste management method that is available to me and that I can afford.

GENERATOR

Printed/Typed Name: David A Palermo
Signature: [signature]
Mo. 07 Day 14 Year 03

TRANSPORTER

17. Transporter 1 Acknowledgement of Receipt of Materials
Printed/Typed Name: LARRY BEAN
Signature: [signature]
Mo. 07 Day 14 Year 03

18. Transporter 2 Acknowledgement of Receipt of Materials
Printed/Typed Name
Signature
Mo. Day Year

FACILITY

19. Discrepancy Indication Space
25.24 Tons

20. Facility Owner or Operator: Certification of receipt of hazardous materials covered by this manifest except as noted in Item 19.
Printed/Typed Name
Signature
Mo. Day Year

MANIFEST - MANIFESTE

This Manifest conforms to all Federal and Provincial transport and environmental legislation requiring manifesting.
Ce manifeste est conforme aux législations fédérale et provinciale sur l'environnement et le transport, requérant un manifeste.

Manifest Reference No. / N° de référence du manifeste: **9151000-8**

A Consignor (Generator) / Expéditeur (Producteur)
Provincial ID No. / N° d'id. provincial: NYD002038040
Company name / Nom de l'entreprise: A.K. Allen company inc
Mailing address / Adresse postale, City / Ville, Province, Postal code / Code postal: 255 E 2nd Street Mineola Ny 11501
Shipping site address / Origine de l'expédition: 255 E 2nd Street
City / Ville: Mineola | Province: NY | Postal code / Code postal: 11501

Intended consignee / Destinataire prévu: GSI Environnement
Provincial ID No. / No d'id. provincial: 1146767646
Address / Adresse, City / Ville, Province, Postal code / Code postal: 855 rue Pepin Sherbrooke Qc J1L 2P8
Receiving site address / Destination de l'expédition: 855 rue Pepin
City / Ville: Sherbrooke | Province: Qc | Postal code / Code postal: J1L 2P8

B Carrier / Transporteur
Provincial ID No. / N° d'id. provincial: R519567-3
Company name / Nom de l'entreprise: Pase e.t.c. Inc
Address / Adresse: 2758 Trombley Rd
City / Ville: weedsport | Prov.: NY | Postal code / Code postal: 13166

	Registration No. / N° d'immatriculation	Prov.
Vehicle / Véhicule	AE 40901	PA
Trailer/Rail Car No. 1 / 1er remorque – wagon	XW 22571	PA
Trailer/Rail Car No. 2 / 2e remorque – wagon		

Point of entry / Point d'entrée: LaColle
Point of exit / Point de sortie: Champlain

Carrier Certification: I declare that I have received waste as offered by the consignor in Part A for delivery to the intended consignee and that the information contained in Part B is complete and correct. / Déclaration du transporteur : J'atteste avoir reçu les déchets offerts par l'expéditeur dans la partie A en vue de leur livraison au destinataire choisi et que les renseignements inscrits à la partie B sont exacts et complets.

Year / Année: 03 | Month / Mois: 07 | Day / Jour: 14
Name of authorized person (print) / Nom de l'agent autorisé (caractères d'imprimerie): HARRY BEAD
Signature: Harry Bead
Tel. No. / N° de tél.: (800) 230-5037

Reference nos. of other Manifest(s) used / N°'s de références des autres manifestes utilisés: NYG 188 6697

C Consignee (Receiver) / Destinataire (Réceptionnaire)
Provincial ID No. / N° d'id. provincial:
Consignee information same as Intended Consignee in Part A / L'information à fournir par le destinataire est la même qu'en A: ☐ Yes / Oui ☐ No, complete the boxed area below / Non, compléter la boîte ci-dessous
Company name / Nom de l'entreprise:
Address / Adresse:
City / Ville, Province, Postal code / Code postal:
Receiving site address / Destination de l'expédition:
City / Ville, Province, Postal code / Code postal:

Date received / Date de réception: Year / Année, Month / Mois, Day / Jour
Time / Heure: ☐ A.M. ☐ P.M.

Physical state / État physique	Shipping name of waste / Appellation réglementaire du déchet	Waste identification / Identification du déchet: Provincial No. / N° (Quebec-Ontario only) (Quebec-Ontario seul)	TDGA/PIN LTMD/NIP	Quantity shipped / Quantité expédiée	Units L or kg / unités	Classification	Packing group / Groupe d'emballage	Packaging / Contenants: No. Nbre	Codes int.-ext.	Quantity received / Quantité reçu	Units L or kg / unités	Identify any shipment discrepancy problems. Attach addendum if necessary. / Indiquer toute différence relative à l'expédition. Annexer une feuille au besoin.	Handling code / Code de manutention	Decontamination / Décontamination: Packaging / Contenants Yes / Oui	No / Non	Vehicle / Véhicule Yes / Oui	No / Non
5	Environmentally hazardous waste substance, solid, N.O. S (TCE contaminated soil(	N/A	UN3077	20 000	kg	9	III	1	03								

Special handling/Emergency instructions / Manutention spéciale/instructions d'urgence: ☐ Attached / Ci-jointes ☐ Below / Ci-dessous
Notice 104769, line 1
Emergency #819-829-0101 (GSI)

Circulation no. – Quebec only / N° de circulation – Réservée au Québec

Date shipped / Date d'expédition: Year / Année 03, Month / Mois 07, Day / Jour 14
Time / Heure: ☐ A.M. ☐ P.M.
Scheduled arrival date / Date d'arrivée prévue: Year / Année, Month / Mois, Day / Jour

If handling code "Other" (specify) / Si code de manutention "divers" spécifier:
If waste to be transferred specify intended company name / Si les déchets doivent être transférés, préciser le nom du destinataire:
Provincial ID No. / N° d'id. provincial:
Address / Adresse, City / Ville, Prov.:

Consignee Certification: I declare that the information contained in Part C is correct and complete. Déclaration du l'expéditeur : Je déclare que tous les renseignements à la partie C sont véridiques et complets.
Name of authorized person (print) / Nom de l'agent autorisé (caractères d'imprimerie):
Signature:
Tel. no. / N° de tél.: ( )

***Consignor Certification:** I declare that the information contained in Part A is correct and complete.*
***Déclaration de l'expéditeur :** Je déclare que tous les renseignements à la partie A sont veridiques et complets.*

Name of authorized person (print) / Nom de l'agent autorisé (caractères d'imprimerie): DANIEL A. PALLADINO
Signature:
Tel. no. / N° de tél.: (516) 747-5458

MOE 04-1917 (12/01)

Instructions for completion and distribution on reverse / Instructions pour compléter et distribuer au verso

Copy / Copie 1 (white / blanche

GSI ENVIRONNEMENT

855 Pepin Street
Sherbrooke, Quebec J1L 2P8
Tel.: (819) 829-0101 / Fax: (819) 829-2717
E-mail: sherbrooke@gsienv.ca

WASTE TRANSPORTATION MANIFEST

CONTAMINATED ☒
NON CONTAMINATED ☐

CLIENT: CAPITOL
PROJECT: 2003-55
DATE: 07/15/03 HOUR:

SHIPPER/LOADING:
NAME: A K ADDEN COMP
ADDRESS: MINEOLO N.Y
TEL.:
CONTACT PERSON: BO IWASKIN

CONSIGNEE/UNLOADING:
NAME: GSI ENVIRONNEMENT INC.
ADDRESS: 855 Pepin Street, Sherbrooke, Quebec, J1L 2P8
TEL.: (819) 829-0101
CONTACT PERSON:

TRANSPORTER: Page E.T.C. inc
DRIVER: Larry Bean
I.D. NUMBER: 2312
TYPE OF TRUCK:
SIGNATURE: Larry Bean
QUANTITY:
GROSS MASS: 85,180
MASS OF TRUCK: 34,700
NET MASS: 50480
25,24 TC

SOIL ☐ SLUDGE ☐
OTHER ☐

PHYSICAL CONDITION:
DRY ☐ HUMID ☐ MUDDY ☐

TYPE OF RESIDUE: (Description)
CLAY ☐
SAND ☐
GRAVEL ☐

WATER:
APPROX. VOLUME: _____ CUBIC METERS
FREE PHASE: YES ☐ NO ☐

SAMPLES FOR ANALYSIS:
YES ☒ NO ☐
SAMPLE NO.:

CONTAMINANT(S):
VOC ☐ Oil & Grease (Mineral) ☐
PAH ☒ Heavy Metals ☒
OTHERS: ☐ COPPER

ORGANOLEPTIC OBSERVATIONS:
ODOR:
Light ☐ Average ☐ Persistent ☐
VISUAL:
Normal ☐ Abnormal ☐
COLOUR:

ACCEPTANCE AT RECEIVING SITE:
SIGNATURE: Yves Yeiorie
DATE: 07/15/03
HOUR: 800 AM

Liner: Yes ☒ No ☐
Trailer decontamination: Yes ☒ Y.T. Initials

Weight slip:
U.S. Manifest: NYG1886697
Can. Manifest: 91510000-8

White Copy: Administration Yellow Copy: Customer Gold Copy: Project Manager Pink Copy: Transportation

1578047
TICKET NUMBER

CAT

CERTIFIED
AUTOMATED
TRUCK
SCALE

CAT SCALE COMPANY
P.O. BOX 68
WALCOTT, IA 52773
(563) 284-6263
www.catscale.com

[redacted]

PUBLIC WEIGHMASTER'S
CERTIFICATE OF
WEIGHT & MEASURE

THE CAT SCALE GUARANTEE

The CAT Scale Company guarantees that our scales will give an accurate weight. What makes us different from other scale companies is that we back up our guarantee with cash.

"WEIGH WHAT WE SAY OR WE PAY"

If you get an overweight fine from the state AFTER one of our CAT Scales showed a legal weight, we will immediately check our scale and we will:

(1) Reimburse you for the cost of the overweight fine if our scale is wrong, OR
(2) A representative of CAT Scale Company will appear in court WITH the driver as an expert witness if we believe our scale was correct.

IF YOU SHOULD GET AN OVERWEIGHT FINE, YOU SHOULD DO THE FOLLOWING TO GET THE PROBLEM RESOLVED:

1) Post bond and request a court date.
2) Or call CAT Scale Company direct 24 hours a day at 1-877-CAT-SCALE (Toll Free)
3) **IMMEDIATELY** send a copy of the citation, CAT Scale Ticket, your name, company, address, and phone number to CAT Scale Company Attn: Citation Dept.

The four weights shown below are separate weights. The GROSS WEIGHT is the CERTIFIED WEIGHT and was weighed on a full length platform scale.

DATE: 07/14/03

SCALE LOCATION: CAT 302
POCONO TRK PLAZA
I 80 AND U.S. 611
BARTONSVILLE PA.

STEER AXLE 10500 lb
DRIVE AXLE 14780 lb
TRAILER AXLE 9420 lb
GROSS WEIGHT 34700 lb

This is to certify that the following described merchandise was weighed, counted, or measured by a public or deputy weighmaster, and when properly signed and sealed shall be prima facie evidence of the

BIG DOG SCALES

11-87 Truck Plaza Inc.
Exit 42 1/4 West on Rt. 11
Champlain, N.Y., 12919
Phone 518-298-8866 (518-298-5682 fax)

Date: 7-15-03

Company Page ETC. Inc Tk# 2312

State Trl# 2834

Scale 1	10700 lb	G1
Scale 2	37700 lb	G2
Scale 3	36780 lb	G3
TOTAL	85180 lb	GT

WEIGHED ON CARDINAL SCALES

Weighed By: _____

REVENUE CANADA
Customs and Excise

CANADA CUSTOMS INVOICE

Page of

1. Vendor (Name and Address)

A.K. Allen Company Inc.
255 E 2nd St
Mineola, NY

2. Date of Direct Shipment to Canada

3. Other References (Include Purchaser's Order No.)

4. Consignee (Name and Address)

CSI Environment
855 rue Pepin
Sherbrooke, QC J1L 2P3

5. Purchaser's Name and Address (If other than Consignee)

Page E.T.C., INC.
2758 Trombley Rd
Weedsport, NY 13166

6. Country of Transshipment

PARTIES TO THIS TRANSACTION ARE ☐ RELATED ☐ NOT RELATED

7. Country of Origin of Goods: U.S.

IF SHIPMENT INCLUDES GOODS OF DIFFERENT ORIGINS ENTER ORIGINS AGAINST ITEMS IN 12

8. Transportation: Give Mode and Place of Direct Shipment to Canada

9. Conditions of Sale and Terms of Payment (i.e. Sale, Consignment Shipment, Leased Goods, etc.)

10. Currency of Settlement

11. No. of Pkgs	12. Specification of Commodities (Kind of Packages, Marks and Numbers, General Description and Characteristics, i.e. Grade, Quality)	13. Quantity (State Unit)	SELLING PRICE 14. Unit Price	15. Total
1 T/L	Environmentally hazardous substance 4268 PARS 010370 PAGE E.T.C. INC.			.01 ¢

16. If any of fields 1 to 17 are included on an attached commercial invoice, check this box ☐

Commercial Invoice No. _____

18. Total Weight: Net / Gross

17. INVOICE TOTAL .01¢

19. Exporter's Name and Address (If other than Vendor)

20. Originator (Name and Address)

21. Departmental Ruling (If applicable)

22. If fields 23 to 25 are not applicable, check this box ☐

23. If included in field 17 indicate amount

(i) Transportation charges, expenses and insurance from the place of direct shipment to Canada
$_____

(ii) Cost for construction, erection and assembly incurred after importation into Canada
$_____

(iii) Export packing
$_____

24. If NOT included in field 17 indicate amount

(i) Transportation charges, expenses and insurance to the place of direct shipment to Canada
$_____

(ii) Amounts for commissions other than buying commissions
$_____

(iii) Export packing
$_____

25. Check (if applicable)

(i) Royalty payments or subsequent proceeds are paid or payable by the purchaser ☐

(ii) The purchaser has supplied goods or services for use in the production of these goods ☐

DEPARTMENT OF NATIONAL REVENUE - CUSTOMS AND EXCISE
CUSTOM CLEARANCE BY

Revised 1994

For Sale by S. M. HEWITT (Sarnia) Limited, Custom House Brokers, Sarnia, Ontario, Canada

NYG 1886715

Please type or print. Do not staple

STATE OF NEW YORK
DEPARTMENT OF ENVIRONMENTAL CONSERVATION
DIVISION OF SOLID & HAZARDOUS MATERIALS

HAZARDOUS WASTE MANIFEST

P.O. Box 12820, Albany, New York 12212

(Hazardous Waste Manifest 1/5/99)

In case of emergency or spill immediately call the National Response Center (800) 424-8802 and the NYS Department of Environmental Conservation (518) 457-7362

UNIFORM HAZARDOUS WASTE MANIFEST

1. Generator's US EPA ID No.: NYD002038040 Manifest Doc. No.: 86715
2. Page 1 of
Information within heavy bold line is not required by Federal Law.

3. Generator's Name and Mailing Address
A.K. Allen Company
255 Second St., Mineola, NY 11501

4. Generator's Telephone Number (516) 747-5450

A. NYG 1886715

B. Generator's ID: SAME

5. Transporter 1 (Company Name): Page ETC, Inc

6. US EPA ID Number: NYD986969947

C. State Transporter's ID: PT 7735C PA

D. Transporter's Telephone (800) 230-5037

7. Transporter 2 (Company Name)

8. US EPA ID Number

E. State Transporter's ID

F. Transporter's Telephone ( )

9. Designated Facility Name and Site Address
GSI Environment, Inc.
855 Pepin Street
Sherbrooke Quebec Canada J1L2PB

10. US EPA ID Number: 7610-05-01-0098503050000873

G. State Facility ID

H. Facility Telephone (819 829-0101

11. US DOT Description (Including Proper Shipping Name, Hazard Class and ID Number)	12. Containers Number	Type	13. Total Quantity	14. Unit Wt/Vol	I. Waste No.
a. Hazardous Waste, Solid, N.O.S., 9, NA3077, III (Tetrachloroethene)	001	DT	EST XXX22	T	EPA D008
b.					EPA
c					EPA
d.					EPA

J. Additional Descriptions for Materials listed Above
Also: F001, F002 ERG171
a c
b d

K. Handling Codes for Wastes Listed Above
a c
b d

15. Special Handling Instructions and Additional Information
Date: 6-30-03 Time:
Departure City/State: Champlain NY Signature:
Emergency Contact: Capitol Environmental Services (302)652-8999 EPA Notice#379/02

16. GENERATOR'S CERTIFICATION: I hereby declare that the contents of this consignment are fully and accurately described above by proper shipping name and are classified, packed, marked and labeled, and are in all respects in proper condition for transport by highway according to applicable international and national government regulations and state laws and regulations. Conforms to the terms of attached EPA acknowledgment of Consent
If I am a large quantity generator, I certify that I have a program in place to reduce the volume and taxicity of waste generated to the degree I have determined to be economically practicable and that I have selected the practicable method of treatment, storage, or disposal currently available to me which minimizes the present and future threat to human health and the environment; OR if I am a small quantity generator, I have made a good faith effort to minimize my waste generation and select the best waste management method that is available to me and that I can afford.

Printed/Typed Name: DANIEL PALLADINO Signature: [signature] Mo. 06 Day 30 Year 03

17. Transporter 1 Acknowledgement of Receipt of Materials
Printed/Typed Name: Charlie Ewins Signature: Charlie Ewins Mo. 06 Day 30 Year 03

18. Transporter 2 Acknowledgement of Receipt of Materials
Printed/Typed Name Signature Mo. Day Year

19. Discrepancy Indication Space
28.35 Tons

20. Facility Owner or Operator: Certification of receipt of hazardous materials covered by this manifest except as noted in Item 19.
Printed/Typed Name Signature Mo. Day Year

GENERATOR / TRANSPORTER / FACILITY

MANIFEST - MANIFESTE

This Manifest conforms to all Federal and Provincial transport and environmental legislation requiring manifesting.
Ce manifeste est conforme aux législations fédérale et provinciale sur l'environnement et le transport, requérant un manifeste.

Manifest Reference No. / N° de référence du manifeste: 9151031-3

A Consignor (Generator) / Expéditeur (Producteur)
Provincial ID No. / N° d'id. provincial: NYD002038040
Company name / Nom de l'entreprise: A.K. Allen company inc
Mailing address / Adresse postale: 255 E 2nd Street Mineola Ny 11501 (City / Ville, Province, Postal code / Code postal)
Shipping site address / Origine de l'expédition: 255 E 2nd Street
City / Ville: Mineola; Province: NY; Postal code / Code postal: 11501

Intended consignee / Destinataire prévu: GSI Environnement
Provincial ID No. / No d'id. provincial: 1146767646
Address / Adresse: 855 rue Pepin (City / Ville, Province, Postal code / Code postal: Sherbrooke Qc J1L 2P8)
Receiving site address / Destination de l'expédition: 855 rue Pepin
City / Ville: Sherbrooke; Province: Qc; Postal code / Code postal: J1L 2P8

B Carrier / Transporteur
Provincial ID No. / N° d'id. provincial: R519567-3
Company name / Nom de l'entreprise: Rose ETC, Inc
Address / Adresse: 2758 Trombley Rd
City / Ville: Weedsport; Prov.: NY; Postal code / Code postal: 13166

	Registration No. / N° d'immatriculation	Prov.
Vehicle / Véhicule	AE09990 ~~PA~~ (2)	PA
Trailer/Rail Car No. 1 / 1er remorque – wagon	PT7735C	PA
Trailer/Rail Car No. 2 / 2e remorque – wagon		

Point of entry / Point d'entrée: LaColle
Point of exit / Point de sortie: Champlain

Carrier Certification: I declare that I have received waste as offered by the consignor in Part A for delivery to the intended consignee and that the information contained in Part B is complete and correct. / Déclaration du transporteur : J'atteste avoir reçu les déchets offerts par l'expéditeur dans la partie A en vue de leur livraison au destinataire choisi et que les renseignements inscrits à la partie B sont exacts et complets.

Year / Année: 03; Month / Mois: 06; Day / Jour: 30
Name of authorized person (print) / Nom de l'agent autorisé (caractères d'imprimerie): Charlie Ewins
Signature: Charlie Ewins
Tel. No. / N° de tél.: (800) 233-2126

Reference nos. of other Manifest(s) used / N°s de références des autres manifestes utilisés: N4G 1886715

C Consignee (Receiver) / Destinataire (Réceptionnaire)
Provincial ID No. / N° d'id. provincial:
Consignee information same as Intended Consignee in Part A / L'information à fournir par le destinataire est la même qu'en A: ☐ Yes / Oui ☐ No, complete the boxed area below / Non, compléter la boîte ci-dessous
Company name / Nom de l'entreprise:
Address / Adresse:
City / Ville; Province; Postal code / Code postal:
Receiving site address / Destination de l'expédition:
City / Ville; Province; Postal code / Code postal:

Date received / Date de réception: Year / Année; Month / Mois; Day / Jour
Time / Heure: ☐ A.M. ☐ P.M.

Physical state / État physique	Shipping name of waste / Appellation réglementaire du déchet	Waste identification / Identification du déchet: Provincial No. / N° (Quebec-Ontario only) (Quebec-Ontario seul)	TDGA/PIN LTMD/NIP	Quantity shipped / Quantité expédiée	Units L or kg / ou kg unités	Classification	Packing group / Groupe d'emballage	Packaging / Contenants: No. / Nbre	Codes int.-ext.	Quantity received / Quantité reçu	Units L or kg / ou kg unités	Identify any shipment discrepancy problems. Attach addendum if necessary. / Indiquer toute différence relative à l'expédition. Annexer une feuille au besoin.	Handling code / Code de manutention	Decontamination: Packaging / Contenants Yes / Oui	No / Non	Vehicle / Véhicule Yes / Oui	No / Non
5	Environmentallyu hazardous waste substance, solid, N.O.S. (TCE contaminated soil)	N/A	UN3077	EST 20 000	kg	9	III	1	03								

Special handling/Emergency instructions / Manutention spéciale/instructions d'urgence: ☐ Attached / Ci-jointes ☐ Below / Ci-dessous
Notice 104769, line1 Emergency #8K-825-0101

Circulation no. – Quebec only / N° de circulation – Réservée au Québec

If handling code "Other" (specify) / Si code de manutention "divers" (préciser):
If waste to be transferred, specify intended company name / Si les déchets doivent être transférés, préciser le nom du destinataire: Provincial ID No. / N° d'id. provincial:
Address / Adresse; City / Ville; Prov.:

Date shipped / Date d'expédition: Year / Année 03; Month / Mois 06; Day / Jour 30
Time / Heure: ☐ A.M. ☐ P.M.
Scheduled arrival date / Date d'arrivée prévue: Year / Année; Month / Mois; Day / Jour

Consignee Certification: I declare that the information contained in Part C is correct and complete. / Déclaration du destinataire : Je déclare que tous les renseignements à la partie C sont véridiques et complets.
Name of authorized person (print) / Nom de l'agent autorisé (caractères d'imprimerie):
Signature:
Tel. no. / N° de tél.: ( )

Consignor Certification: I declare that the information contained in Part A is correct and complete.
Déclaration de l'expéditeur : Je déclare que tous les renseignements à la partie A sont véridiques et complets.
Name of authorized person (print) / Nom de l'agent autorisé (caractères d'imprimerie): DANZA PALLADINO
Signature:
Tel. no. / N° de tél.: (516) 747-5450

DO NOT WRITE IN THIS AREA
NE PAS ÉCRIRE DANS CET ESPACE

MOE 04-1917 (12/01)
Instructions for completion and distribution on reverse / Instructions pour compléter et distribuer au verso
Copy / Copie 1 (white / blanche)

GSI ENVIRONNEMENT
855 Pepin Street
Sherbrooke, Quebec J1L 2P8
Tel.: (819) 829-0101 / Fax: (819) 829-2717
E-mail: sherbrooke@gsienv.ca

WASTE TRANSPORTATION MANIFEST

CONTAMINATED ☒
NON CONTAMINATED ☐

CLIENT: Capital
PROJECT: 2002-555
DATE: / / HOUR:

SHIPPER/LOADING:
NAME: B.K. Allen Group
ADDRESS: Minoda N.Y
TEL.:
CONTACT PERSON: Bo Iwaskin

CONSIGNEE/UNLOADING:
NAME: GSI ENVIRONNEMENT INC.
ADDRESS: 855 Pepin Street, Sherbrooke, Quebec, J1L 2P8
TEL.: (819) 829-0101
CONTACT PERSON: Roger D'Amour

TRANSPORTER: Page E.T.C. inc.
DRIVER: Charlie Ewins
I.D. NUMBER: AE 09990PA
TYPE OF TRUCK: Semi
SIGNATURE: Charlie Ewins
QUANTITY:
GROSS MASS: 91,880
MASS OF TRUCK: 35,180
NET MASS: 56,700 lbs

SOIL ☑ SLUDGE ☐
OTHER ☐

PHYSICAL CONDITION:
DRY ☐ HUMID ☐ MUDDY ☐

TYPE OF RESIDUE: (Description)
CLAY ☐
SAND ☐
GRAVEL ☐

WATER:
APPROX. VOLUME: CUBIC METERS
FREE PHASE: YES ☐ NO ☐

SAMPLES FOR ANALYSIS:
YES ☒ NO ☐
SAMPLE NO.:

CONTAMINANT(S):
VOC ☐ Oil & Grease (Mineral) ☐
PAH ☒ Heavy Metals ☑
OTHERS: ☐ Copper

ORGANOLEPTIC OBSERVATIONS:
ODOR:
Light ☐ Average ☐ Persistent ☐
VISUAL:
Normal ☐ Abnormal ☐
COLOUR:

ACCEPTANCE AT RECEIVING SITE:
SIGNATURE:
DATE: 07/01/03
HOUR: 07:50

Liner : Yes ☑ No ☐
Trailer decontamination : Yes ☑ Initials

Weight slip : 2611 + 68665803
U.S. Manifest : NYG 188675
Can. Manifest : 915031-3

White Copy: Administration Yellow Copy : Customer Gold Copy : Project Manager Pink Copy: Transportation

68665803
TICKET NUMBER

CERTIFIED AUTOMATED TRUCK SCALE

CAT SCALE COMPANY
P.O. BOX 630
WALCOTT, IA 52773
(563) 284-6263
www.catscale.com

THE CAT SCALE GUARANTEE

The CAT Scale Company guarantees that our scales will give an accurate weight. What makes us different from other scale companies is that we back up our guarantee with cash.

"WEIGH WHAT WE SAY OR WE PAY"

If you get an overweight fine from the state AFTER one of our CAT Scales showed a legal weight, we will immediately check our scale and we will:

(1) Reimburse you for the cost of the overweight fine if our scale is wrong, OR
(2) A representative of CAT Scale Company will appear in court WITH the driver as an expert witness if we believe our scale was correct.

CAT SCALE COLLECTOR CARD INSIDE!

IF YOU SHOULD GET AN OVERWEIGHT FINE, YOU SHOULD DO THE FOLLOWING TO GET THE PROBLEM RESOLVED:

1) Post bond and request a court date.
2) Or call CAT Scale Company direct 24 hours a day at 1-877-CAT-SCALE (Toll Free)
3) **IMMEDIATELY** send a copy of the citation, CAT Scale Ticket, your name, company, address, and phone number to CAT Scale Company Attn: Citation Dept.

* The four weights shown below are separate weights. The GROSS WEIGHT is the CERTIFIED WEIGHT and was weighed on a full length platform scale.

DATE: 06/30/03

STEER AXLE 11020 lb
DRIVE AXLE 15920 lb
TRAILER AXLE 8240 lb
* GROSS WEIGHT 35180 lb

044404 SCALE
61581 LOCATION:
CAT 302
POCONO TRK PLAZA
I 80 AND U.S.611
BARTONSVILLE PA.

PUBLIC WEIGHMASTER'S CERTIFICATE OF WEIGHT & MEASURE

This is to certify that the following described merchandise was weighed, counted, or measured by a public or deputy weighmaster, and when properly signed and sealed shall be prima facie evidence of the

BIG DOG SCALES

B 11-87 Truck Plaza Inc.
Exit 42 1/4 West on Rt. 11
Champlain, N.Y., 12919
hone 518-298-8866 (518-298-5682 fax)

Date: 6-30-03

mpany Page ETC INC Tk# 2611

ty _____ State _____ Trl# 1210

Full

Scale 1	11200 lb	G1
Scale 2	37500 lb	G2
Scale 3	43180 lb	G3
TOTAL	91880 lb	GT

91880 Gross
35180 TARE
56700 NET
28.35 TONS

WEIGHED ON CARDINAL SCALES

Weighed By: 973

REVENUE CANADA
Customs and Excise

CANADA CUSTOMS INVOICE

Page of

1. Vendor (Name and Address)
A.K. Allen Company Inc.
255 E 2nd St
Mineola, NY

2. Date of Direct Shipment to Canada

3. Other References (Include Purchaser's Order No.)

4. Consignee (Name and Address)
CSI Environment
855 rue Pepin
Sherbrooke, QC J1L 2P9

5. Purchaser's Name and Address (If other than Consignee)
Page E.T.C., INC.
2758 Trombley Rd
Weedsport, NY 13166

6. Country of Transshipment

PARTIES TO THIS TRANSACTION ARE ☐ RELATED ☐ NOT RELATED

7. Country of Origin of Goods
U.S.

IF SHIPMENT INCLUDES GOODS OF DIFFERENT ORIGINS ENTER ORIGINS AGAINST ITEMS IN 12

8. Transportation: Give Mode and Place of Direct Shipment to Canada

9. Conditions of Sale and Terms of Payment (i.e. Sale, Consignment Shipment, Leased Goods, etc.)

10. Currency of Settlement

11. No. of Pkgs.	12. Specification of Commodities (Kind of Packages, Marks and Numbers, General Description and Characteristics, i.e. Grade, Quality)	13. Quantity (State Unit)	14. Unit Price	15. Total
1 T/L	Environmentally hazardous substance 4268 PARS 010373 PAGE E.T.C. INC. Point of Entry Lacolle			.01 ¢

16. If any of fields 1 to 17 are included on an attached commercial invoice, check this box ☐
Commercial Invoice No.

18. Total Weight
Net Gross

17. INVOICE TOTAL
.01¢

19. Exporter's Name and Address (if other than Vendor)

20. Originator (Name and Address)

21. Departmental Ruling (if applicable)

22. If fields 23 to 25 are not applicable, check this box ☐

23. If included in field 17 indicate amount
(i) Transportation charges, expenses and insurance from the place of direct shipment to Canada
$
(ii) Cost for construction, erection and assembly incurred after importation into Canada
$
(iii) Export packing
$

24. If NOT included in field 17 indicate amount
(i) Transportation charges, expenses and insurance to the place of direct shipment to Canada
$
(ii) Amounts for commissions other than buying commissions
$
(iii) Export packing
$

25. Check (if applicable)
(i) Royalty payments or subsequent proceeds are paid or payable by the purchaser ☐
(ii) The purchaser has supplied goods or services for use in the production of these goods ☐

DEPARTMENT OF NATIONAL REVENUE - CUSTOMS AND EXCISE
CUSTOM CLEARANCE BY

Revised Apr. 1, 1994

For Sale by S. M. HEWITT (Sarnia) Limited, Custom House Brokers, Sarnia, Ontario, Canada

NYG 1886724

Please type or print. Do not staple

STATE OF NEW YORK
DEPARTMENT OF ENVIRONMENTAL CONSERVATION
DIVISION OF SOLID & HAZARDOUS MATERIALS

HAZARDOUS WASTE MANIFEST

P.O. Box 12820, Albany, New York 12212

(Hazardous Waste Manifest 1/5/99)

In case of emergency or spill immediately call the National Response Center (800) 424-8802 and the NYS Department of Environmental Conservation (518) 457-7362

GENERATOR

UNIFORM HAZARDOUS WASTE MANIFEST

1. Generator's US EPA ID No.: NYD002038046 | Manifest Doc. No.: 86724 | 2. Page 1 of 1

Information within heavy bold line is not required by Federal Law.

3. Generator's Name and Mailing Address
A.K. Allen Company
255 Second St., Mineola, NY 11501

4. Generator's Telephone Number (516) 747-5450

A. NYG 1886724

B. Generator's ID

5. Transporter 1 (Company Name): Page ETC, Inc | 6. US EPA ID Number: NYD986969947

C. State Transporter's ID: SAME 80 640755 NJ

D. Transporter's Telephone (800) 230-5037

7. Transporter 2 (Company Name) | 8. US EPA ID Number

E. State Transporter's ID

F. Transporter's Telephone ( )

9. Designated Facility Name and Site Address
GSI Environment, Inc.
855 Pepin Street
Sherbrooke Quebec Canada J1L2P8

10. US EPA ID Number: 7610-05-01-00985030500000873

G. State Facility ID

H. Facility Telephone (819) 829-0101

11. US DOT Description (Including Proper Shipping Name, Hazard Class and ID Number)	12. Containers Number	Type	13. Total Quantity	14. Unit Wt/Vol	I. Waste No.
a. Hazardous Waste, Solid, N.O.S., 9, NA3077, III (Tetrachloroethene)	001	DT	EST XXX22	T	EPA D008
b.					STATE
					EPA
					STATE
c					EPA
					STATE
d.					EPA
					STATE

J. Additional Descriptions for Materials listed Above
Also: F001, F002 ERG171
a | c
b | d

K. Handling Codes for Wastes Listed Above
a: T | c
b | d

15. Special Handling Instructions and Additional Information
Departure City/State: Champlain NY
Date: 6-30-03 Time:
Signature:
Emergency Contact: Capitol Environmental Services (302)622-8999 EPA Notice#379/02

16. GENERATOR'S CERTIFICATION: I hereby declare that the contents of this consignment are fully and accurately described above by proper shipping name and are classified, packed, marked and labeled, and are in all respects in proper condition for transport by highway according to applicable international and national government regulations and state laws and regulations. conforms to the terms of attached EPA acknowledgment of Consent
If I am a large quantity generator, I certify that I have a program in place to reduce the volume and toxicity of waste generated to the degree I have determined to be economically practicable and that I have selected the practicable method of treatment, storage, or disposal currently available to me which minimizes the present and future threat to human health and the environment; OR if I am a small quantity generator, I have made a good faith effort to minimize my waste generation and select the best waste management method that is available to me and that I can afford.

Printed/Typed Name: DANIEL PALLADINO | Signature: | Mo. 06 Day 30 Year 03

TRANSPORTER

17. Transporter 1 Acknowledgement of Receipt of Materials
Printed/Typed Name: Harry Holcomb | Signature: | Mo. 06 Day 30 Year 03

18. Transporter 2 Acknowledgement of Receipt of Materials
Printed/Typed Name | Signature | Mo. Day Year

FACILITY

19. Discrepancy Indication Space
32.01 Tons

20. Facility Owner or Operator: Certification of receipt of hazardous materials covered by this manifest except as noted in Item 19.
Printed/Typed Name | Signature | Mo. Day Year

MANIFEST - MANIFESTE

This Manifest conforms to all Federal and Provincial transport and environmental legislation requiring manifesting.
Ce manifeste est conforme aux législations fédérale et provinciale sur l'environnement et le transport, requérant un manifeste.

Manifest Reference No. / N° de référence du manifeste: **9151032-1**

A Consignor (Generator) / Expéditeur (Producteur)
Provincial ID No. / N° d'id. provincial: NYD002038040
Company name / Nom de l'entreprise: A.K. Allen company inc
Mailing address / Adresse postale: 255 E 2nd Street Mineola NY 11501
Shipping site address / Origine de l'expédition: 255 E 2nd Street
City / Ville: Mineola | Province: NY | Postal code / Code postal: 11501

Intended consignee / Destinataire prévu: GSI Environnement
Provincial ID No. / No d'id. provincial: 1146767646
Address / Adresse: 855 rue Pepin
City / Ville: Sherbrooke | Province: Qc | Postal code / Code postal: J1L 2P8
Receiving site address / Destination de l'expédition: 855 rue Pepin
City / Ville: Sherbrooke | Province: Qc | Postal code / Code postal: J1L 2P8

B Carrier / Transporteur
Provincial ID No. / N° d'id. provincial: R519567-3
Company name / Nom de l'entreprise: Page ETC, Inc
Address / Adresse: 2758 Trombley Rd
City / Ville: Weedsport | Prov.: NY | Postal code / Code postal: 13166

	Registration No. / N° d'immatriculation	Prov.
Vehicle / Véhicule	AB533G	NJ
Trailer/Rail Car No. 1 / 1er remorque – wagon	640TSS	NJ
Trailer/Rail Car No. 2 / 2e remorque – wagon		

Point of entry / Point d'entrée: Lacolle
Point of exit / Point de sortie: Champlain

Carrier Certification: I declare that I have received waste as offered by the consignor in Part A for delivery to the intended consignee and that the information contained in Part B is complete and correct. / Déclaration du transporteur : J'atteste avoir reçu les déchets offerts par l'expéditeur dans la partie A en vue de leur livraison au destinataire choisi et que les renseignements inscrits à la partie B sont exacts et complets.

Year / Année: 03 | Month / Mois: 06 | Day / Jour: 30
Name of authorized person (print) / Nom de l'agent autorisé (caractères d'imprimerie): Harry Holcomb Jr.
Signature:
Tel. No. / N° de tél.: (800) 233-2126

Reference nos. of other Manifest(s) used / N°s de références des autres manifestes utilisés: NYG 1886724

C Consignee (Receiver) / Destinataire (Réceptionnaire)
Provincial ID No. / N° d'id. provincial:
Consignee information same as Intended Consignee in Part A / L'information à fournir par le destinataire est la même qu'en A
☐ Yes / Oui ☐ No, complete the boxed area below / Non, compléter la boîte ci-dessous
Company name / Nom de l'entreprise:
Address / Adresse:
City / Ville: | Province: | Postal code / Code postal:
Receiving site address / Destination de l'expédition:
City / Ville: | Province: | Postal code / Code postal:

Date received / Date de reception: Year / Année | Month / Mois | Day / Jour
Time / Heure: ☐ A.M. ☐ P.M.

Physical state / État physique	Shipping name of waste / Appellation réglementaire du déchet	Waste identification / Identification du déchet: Provincial No. / N° (Quebec-Ontario only) (Quebec-Ontario seul)	TDGA/PIN LTMD/NIP	Quantity shipped / Quantité expédiée	Units L or ou kg unités	Classification	Packing group / Groupe d'emballage	Packaging / Contenants: No. N°re	Codes int.-ext.	Quantity received / Quantité reçu	Units L or ou kg unités	Identify any shipment discrepancy problems. Attach addendum if necessary. / Indiquer toute différence relative à l'expédition. Annexer une feuille au besoin.	Handling code / Code de manutention	Decontamination / Décontamination: Packaging / Contenants Yes Oui No Non	Vehicle / Véhicule Yes Oui	No Non
5	Environmentally hazardous waste substance, solid, N.O.S (TEC contaminated)soil)	N/A	Un3077	EST 20 000	kg	9	III	1	03							

Special handling/Emergency instructions / Manutention spéciale/instructions d'urgence: ☐ Attached / Ci-jointes ☐ Below / Ci-dessous
Notice 104769, line 1 Emergency #877-829-0101

Circulation no. – Quebec only / N° de circulation – Réservée au Québec

Date shipped / Date d'expédition: Year / Année | Month / Mois | Day / Jour: 03 06 30
Time / Heure: ☐ A.M. ☐ P.M.
Scheduled arrival date / Date d'arrivée prévue: Year / Année | Month / Mois | Day / Jour

If handling code "Other" (specify) / Si code de manutention "divers" (spécifier):
If waste to be transferred, specify intended company name / Si les déchets doivent être transférés, préciser le nom du destinataire:
Provincial ID No. / N° d'id. provincial:
Address / Adresse: | City / Ville: | Prov.:

Consignee Certification: I declare that the information contained in Part C is correct and complete. Déclaration du destinataire : Je déclare que tous les renseignements à la partie C sont véridiques et complets.
Name of authorized person (print) / Nom de l'agent autorisé (caractères d'imprimerie):
Signature: | Tel. no. / N° de tél.: ( )

***Consignor Certification:** I declare that the information contained in Part A is correct and complete.*
***Déclaration de l'expéditeur :** Je déclare que tous les renseignements à la partie A sont véridiques et complets.*

Name of authorized person (print) / Nom de l'agent autorisé (caractères d'imprimerie): DANIEL PALLADINO
Signature:
Tel. no. / N° de tél.: (516) 747-5450

DO NOT WRITE IN THIS AREA
NE PAS ÉCRIRE DANS CET ESPACE

MOE 04-1917 (12/01)

Instructions for completion and distribution on reverse / Instructions pour compléter et distribuer au verso

Copy / Copie 1 (white / blanche

GSI ENVIRONNEMENT
655 Pepin Street
Sherbrooke, Quebec J1L 2P8
Tel.: (819) 829-0101 / Fax: (819) 829-2717
E-mail: sherbrooke@gsienv.ca

WASTE TRANSPORTATION MANIFEST

CONTAMINATED ☒
NON CONTAMINATED ☐

CLIENT: Capitol
PROJECT: 2003-55
DATE: / / HOUR:

SHIPPER/LOADING:
NAME: A.K Allen Comp.
ADDRESS: Mineola N.Y
TEL.:
CONTACT PERSON: Bo Iwaskiw

CONSIGNEE/UNLOADING:
NAME: GSI ENVIRONNEMENT INC.
ADDRESS: 655 Pepin Street, Sherbrooke, Quebec, J1L 2P8
TEL.: (819) 829-0101
CONTACT PERSON: Roger D'Amour

TRANSPORTER: Page ETC. inc.
DRIVER: Harry Holcomb
I.D. NUMBER: 0840
TYPE OF TRUCK: Semi
SIGNATURE: [signature]
QUANTITY:
GROSS MASS: 98,020
MASS OF TRUCK: 34,000
NET MASS: 64,020 lbs

SOIL ☒ SLUDGE ☐
OTHER ☐

PHYSICAL CONDITION:
DRY ☐ HUMID ☐ MUDDY ☐

TYPE OF RESIDUE: (Description)
CLAY ☐
SAND ☐
GRAVEL ☐

WATER:
APPROX. VOLUME: CUBIC METERS
FREE PHASE: YES ☐ NO ☐

SAMPLES FOR ANALYSIS:
YES ☒ NO ☐
SAMPLE NO.:

CONTAMINANT(S):
VOC ☐ Oil & Grease (Mineral) ☐
PAH ☒ Heavy Metals ☒
OTHERS: ☐ copper

ORGANOLEPTIC OBSERVATIONS:
ODOR:
Light ☐ Average ☐ Persistent ☐
VISUAL:
Normal ☐ Abnormal ☐
COLOUR:

ACCEPTANCE AT RECEIVING SITE:
SIGNATURE: [signature]
DATE: 07/01/03
HOUR: 9:45

Liner: Yes ☒ No ☐
Trailer decontamination: Yes ☒ [initials] Initials

Weight slip: 0840 + 6545213
U.S. Manifest: NYG 1886724
Can. Manifest: 9151032.1

White Copy: Administration Yellow Copy: Customer Gold Copy: Project Manager Pink Copy: Transportation
C:/DATA/DIVERS/2003/TRANSPORT MANIFESTA.EE

BIG DOG SCALES

B 11-87 Truck Plaza Inc.
Exit 42 1/4 West on Rt. 11
Champlain, N.Y., 12919
hone 518-298-8866 (518-298-5682 fax)

Date: 6-30-03

mpany Page Tk# 0840

ty State Trl# 3094

Scale 1 10980 lb G1
Scale 2 43380 lb G2
Scale 3 43660 lb G3
TOTAL 98020 lb GT

INTERSTATE SCALES

P.O. Box 6730 Evansville, IN 47719-0730
Ph: (812) 421-8212 Fax: (812) [illegible]
www.interstatescales.com

6545213

IF REWEIGH CHECK I
FIRST TICKET #

INTSCL

LICENSED PUBLIC WEIGHMAST SEAL (IF APPLICABLE)

I-80 @ EXIT 133

DRIVER COPY

10720 lb	14160 lb	9120 lb

34000

Weigh $ 7.00

THE GROSS WEIGHT IS THE CERTIFIED WEIGHT
ENTIRE TRUCK MUST BE ON SCALE TO BE CERTIFIED
This is to certify that the following described merchandise was weighed, counted or measured by a public or deputy weighmaster, and when properly signed and sealed shall be prima facia evidence of the accuracy of the weight shown as prescribed by law.

tor # 0840 Trailer # Company Page

#1 Driver Code P.O.# Trip # Weighmaster

REVENUE CANADA
Customs and Excise

CANADA CUSTOMS INVOICE

Page of

1. Vendor (Name and Address)
A.K. Allen Company Inc.
255 E 2nd St
Mineola, NY

2. Date of Direct Shipment to Canada

3. Other References (Include Purchaser's Order No.)

4. Consignee (Name and Address)
GSI Environment
855 rue Pepin
Sherbrooke, QC J1L 2P8

5. Purchaser's Name and Address (If other than Consignee)
Page E.T.C., INC.
2758 Trombley Rd
Weedsport, NY 13166

6. Country of Transshipment

PARTIES TO THIS TRANSACTION ARE ☐ RELATED ☐ NOT RELATED

7. Country of Origin of Goods
U.S.

IF SHIPMENT INCLUDES GOODS OF DIFFERENT ORIGINS ENTER ORIGINS AGAINST ITEMS IN 12

8. Transportation: Give Mode and Place of Direct Shipment to Canada

9. Conditions of Sale and Terms of Payment (I.e. Sale, Consignment Shipment, Leased Goods, etc.)

10. Currency of Settlement

11. No. of Pkgs.	12. Specification of Commodities (Kind of Packages, Marks and Numbers, General Description and Characteristics, I.e. Grade, Quality)	13. Quantity (State Unit)	SELLING PRICE 14. Unit Price	15. Total
1 T/L	Environmentally hazardous substance			.01 ¢

4268 PARS 010374
PAGE E.T.C. INC.

Point of Entry Lacalle

16. If any of fields 1 to 17 are included on an attached commercial invoice, check this box ☐

Commercial Invoice No.

16. Total Weight
Net Gross

17. INVOICE TOTAL
.01¢

19. Exporter's Name and Address (If other than Vendor)

20. Originator (Name and Address)

21. Departmental Ruling (If applicable)

22. If fields 23 to 25 are not applicable, check this box ☐

23. If included in field 17 indicate amount
(i) Transportation charges, expenses and insurance from the place of direct shipment to Canada
$
(ii) Cost for construction, erection and assembly incurred after importation into Canada
$
(iii) Export packing
$

24. If NOT included in field 17 indicate amount
(i) Transportation charges, expenses and insurance to the place of direct shipment to Canada
$
(ii) Amounts for commissions other than buying commissions
$
(iii) Export packing
$

25. Check (if applicable)
(i) Royalty payments or subsequent proceeds are paid or payable by the purchaser ☐
(ii) The purchaser has supplied goods or services for use in the production of these goods ☐

DEPARTMENT OF NATIONAL REVENUE - CUSTOMS AND EXCISE
CUSTOM CLEARANCE BY

For Sale by S. M. HEWITT (Sarnia) Limited, Custom House Brokers, Sarnia, Ontario, Canada

NYG 1886706

Please type or print. Do not staple

STATE OF NEW YORK
DEPARTMENT OF ENVIRONMENTAL CONSERVATION
DIVISION OF SOLID & HAZARDOUS MATERIALS

HAZARDOUS WASTE MANIFEST

P.O. Box 12820, Albany, New York 12212

(Hazardous Waste Manifest 1/5/99)

In case of emergency or spill immediately call the National Response Center (800) 424-8802 and the NYS Department of Environmental Conservation (518) 457-7362

UNIFORM HAZARDOUS WASTE MANIFEST

1. Generator's US EPA ID No.: NYD092038040
Manifest Doc. No.: 86706
2. Page 1 of: 1

Information within heavy bold line is not required by Federal Law.

A. NYG 1886706

B. Generator's ID: SAME

3. Generator's Name and Mailing Address
A.K. Allen Company
255 Second St., Mineola, NY 11501

4. Generator's Telephone Number (516) 747-5450

5. Transporter 1 (Company Name): Page ETC, Inc
6. US EPA ID Number: NYD986996947

C. State Transporter's ID: XW22571 PA

D. Transporter's Telephone (800) 230-5037

7. Transporter 2 (Company Name)
8. US EPA ID Number

E. State Transporter's ID

F. Transporter's Telephone ( )

9. Designated Facility Name and Site Address
GSI Environment, Inc.
855 Pepin Street
Sherbrooke Quebec Canada J1L2PB

10. US EPA ID Number: 7610-05-01-00985030500000873

G. State Facility ID

H. Facility Telephone (819) 829-0101

11. US DOT Description (Including Proper Shipping Name, Hazard Class and ID Number)	12. Containers Number	Type	13. Total Quantity	14. Unit Wt/Vol	I. Waste No.
a. Hazardous Waste, Solid, N.O.S., 9, NA3077, III (Tetrachloroethene)	001	DT	EST XXXX22	T	EPA D008
					STATE
b.					EPA
					STATE
c					EPA
					STATE
d.					EPA
					STATE

J. Additional Descriptions for Materials listed Above
a Also: F001, F002 ERG171
c
b
d

K. Handling Codes for Wastes Listed Above
a
c
b
d

15. Special Handling Instructions and Additional Information
Departure City/State: Champlain NY
Date: 6-30-03 Time:
Signature:
Emergency Contact: Capitol Environmental Services (302)652-8999 EPA Notice#379/02

16. GENERATOR'S CERTIFICATION: I hereby declare that the contents of this consignment are fully and accurately described above by proper shipping name and are classified, packed, marked and labeled, and are in all respects in proper condition for transport by highway according to applicable international and national government regulations and state laws and regulations. conforms to the terms of attached EPA acknowledgment of Consent
If I am a large quantity generator, I certify that I have a program in place to reduce the volume and toxicity of waste generated to the degree I have determined to be economically practicable and that I have selected the practicable method of treatment, storage, or disposal currently available to me which minimizes the present and future threat to human health and the environment; OR if I am a small quantity generator, I have made a good faith effort to minimize my waste generation and select the best waste management method that is available to me and that I can afford.

GENERATOR

Printed/Typed Name: DANIEL PALLADINO
Signature: [signature]
Mo. 06 Day 30 Year 03

TRANSPORTER

17. Transporter 1 Acknowledgement of Receipt of Materials
Printed/Typed Name: LARRY BEAN
Signature: Larry Bean
Mo. 06 Day 30 Year 03

18. Transporter 2 Acknowledgement of Receipt of Materials
Printed/Typed Name
Signature
Mo. Day Year

FACILITY

19. Discrepancy Indication Space
23.80 Tons

20. Facility Owner or Operator: Certification of receipt of hazardous materials covered by this manifest except as noted in Item 19.
Printed/Typed Name
Signature
Mo. Day Year

MANIFEST - MANIFESTE

This Manifest conforms to all Federal and Provincial transport and environmental legislation requiring manifesting.
Ce manifeste est conforme aux législations fédérale et provinciale sur l'environnement et le transport, requérant un manifeste.

Manifest Reference No. / Nº de référence du manifeste: **9151030-5**

A Consignor (Generator) / Expéditeur (Producteur)
Provincial ID No. / Nº d'id. provincial: NYD002038040
Company name / Nom de l'entreprise: A.K. Allen company inc
Mailing address / Adresse postale — City / Ville — Province — Postal code / Code postal: 255 E 2nd Street Mineola NY 11501
Shipping site address / Origine de l'expédition: 255 E 2nd Street
City / Ville: Mineola — Province: NY — Postal code / Code postal: 11501

Intended consignee / Destinataire prévu: GSI Environnement
Provincial ID No. / No d'id. provincial: 1146767646
Address / Adresse — City / Ville — Province — Postal code / Code postal: 855 rue Pepin Sherbrooke Qc J1L 2P8
Receiving site address / Destination de l'expédition: 855 rue Pepin
City / Ville: Sherbrooke — Province: Qc — Postal code / Code postal: J1L 2P8

B Carrier / Transporteur
Provincial ID No. / Nº d'id. provincial: R519567-3
Company name / Nom de l'entreprise: Page ETC, Inc
Address / Adresse: 2758 Trombley Rd
City / Ville: Weedsport — Prov.: NY — Postal code / Code postal: 13166

	Registration No. / Nº d'immatriculation	Prov.
Vehicle / Véhicule	AE 40901	PA
Trailer/Rail Car No. 1 / 1er remorque – wagon	XW 22571	PA
Trailer/Rail Car No. 2 / 2e remorque – wagon		

Point of entry / Point d'entrée: LaColle — Point of exit / Point de sortie: Champlain

Carrier Certification: I declare that I have received waste as offered by the consignor in Part A for delivery to the intended consignee and that the information contained in Part B is complete and correct. / Déclaration du transporteur : J'atteste avoir reçu les déchets offerts par l'expéditeur dans la partie A en vue de leur livraison au destinataire choisi et que les renseignements inscrits à la partie B sont exacts et complets.

Year / Année: 03 — Month / Mois: 06 — Day / Jour: 30
Name of authorized person (print) / Nom de l'agent autorisé (caractères d'imprimerie): LARRY BEAN
Signature: Larry Bean
Tel. No. / Nº de tél.: (800) 233-2126

Reference nos. of other Manifest(s) used / Nº's de références des autres manifestes utilisés: NYG 1886706

C Consignee (Receiver) / Destinataire (Réceptionnaire)
Provincial ID No. / Nº d'id. provincial:
Consignee information same as Intended Consignee in Part A / L'information à fournir par le destinataire est la même qu'en A
☐ Yes / Oui ☐ No, complete the boxed area below / Non, compléter la boîte ci-dessous
Company name / Nom de l'entreprise
Address / Adresse
City / Ville — Province — Postal code / Code postal
Receiving site address / Destination de l'expédition
City / Ville — Province — Postal code / Code postal

Date received / Date de reception: Year / Année — Month / Mois — Day / Jour
Time / Heure: ☐ A.M. ☐ P.M.

Physical state / État physique	Shipping name of waste / Appellation réglementaire du déchet	Waste identification / Identification du déchet: Provincial No. / Nº (Quebec-Ontario only) (Quebec-Ontario seul)	TDGA/PIN LTMD/NIP	Quantity shipped / Quantité expédiée	Units L or kg / ou kg unités	Classification	Packing group / Groupe d'emballage	Packaging / Contenants: No. Nbre	Codes int.-ext.	Quantity received / Quantité reçu	Units L or kg / ou kg unités	Identify any shipment discrepancy problems. Attach addendum if necessary. / Indiquer toute différence relative à l'expédition. Annexer une feuille au bescin.	Handling code / Code de manutention	Decontamination / Décontamination: Packaging / Contenants Yes / Oui	Packaging / Contenants No / Non	Vehicle / Véhicule Yes / Oui	Vehicle / Véhicule No / Non
5	Environmentally hazardous waste substance, solid, N.O.S. (TCE contaminated soil)	N/A	UN3077	EST 20 000	kg	9	III	1	03								

Special handling/Emergency instructions / Manutention spéciale/instructions d'urgence: ☐ Attached / Ci-jointes ☐ Below / Ci-dessous
Notice 104769, line 1 — Emergency # 877-829-6101

Circulation no. – Quebec only / Nº de circulation – Réservée au Québec

If handling code "Other" (specify) / Si code de manutention "divers" (spécifier)
If waste to be transferred, specify intended company name / Si les déchets doivent être transférés, préciser le nom du destinataire
Provincial ID No. / Nº d'id. provincial
Address / Adresse — City / Ville — Prov.

Date shipped / Date d'expédition: Year / Année — Month / Mois — Day / Jour: 03 06 30
Time / Heure: ☐ A.M. ☐ P.M.
Scheduled arrival date / Date d'arrivée prévue: Year / Année — Month / Mois — Day / Jour

***Consignor Certification:** I declare that the information contained in Part A is correct and complete.*
***Déclaration de l'expéditeur :** Je déclare que tous les renseignements à la partie A sont véridiques et complets.*

Name of authorized person (print) / Nom de l'agent autorisé (caractères d'imprimerie): DANIEL PALLADINO
Signature: Dallum
Tel. no. / Nº de tél.: (516) 747-5450

Consignee Certification: I declare that the information contained in Part C is correct and complete. / Déclaration du destinataire : Je déclare que tous les renseignements à la partie C sont véridiques et complets.
Name of authorized person (print) / Nom de l'agent autorisé (caractères d'imprimerie)
Signature
Tel. no. / Nº de tél.: ( )

DO NOT WRITE IN THIS AREA
NE PAS ÉCRIRE DANS CET ESPACE

MOE 04-1917 (12/01)

Instructions for completion and distribution on reverse / Instructions pour compléter et distribuer au verso

Copy / Copie 1 (white / blanche

GSI ENVIRONNEMENT
855 Pepin Street
Sherbrooke, Quebec J1L 2P8
Tel.: (819) 829-0101 / Fax: (819) 829-2717
E-mail: sherbrooke@gsienv.ca

WASTE TRANSPORTATION MANIFEST

CONTAMINATED ☑
NON CONTAMINATED ☐

CLIENT: Capitol
PROJECT: PAD 2003-55
DATE: ___/___/___ HOUR: _____

SHIPPER/LOADING:
NAME: AK Allen Company Inc
ADDRESS: Mineola NY
TEL.:
CONTACT PERSON: Mr Iwaskiw

CONSIGNEE/UNLOADING:
NAME: GSI ENVIRONNEMENT INC.
ADDRESS: 855 Pepin Street, Sherbrooke, Quebec, J1L 2P8
TEL.: (819) 829-0101
CONTACT PERSON: [signature]

TRANSPORTER: Page E.T.C. inc.
DRIVER: Larry Bean
I.D. NUMBER: AE 40901 PA
TYPE OF TRUCK: Semi
SIGNATURE: Larry Bean
QUANTITY:
GROSS MASS: 81,940 lbs
MASS OF TRUCK: 34,340 lbs
NET MASS: 47,600

SOIL ☑ SLUDGE ☐
OTHER ☐

PHYSICAL CONDITION:
DRY ☐ HUMID ☐ MUDDY ☐

TYPE OF RESIDUE: (Description)
CLAY ☐
SAND ☐
GRAVEL ☐

WATER:
APPROX. VOLUME: _____ CUBIC METERS
FREE PHASE: YES ☐ NO ☐

SAMPLES FOR ANALYSIS:
YES ☑ NO ☐
SAMPLE NO.:

CONTAMINANT(S):
VOC ☐ Oil & Grease (Mineral) ☐
PAH ☑ Heavy Metals ☑ Copper
OTHERS: ☐

ORGANOLEPTIC OBSERVATIONS:
ODOR:
Light ☐ Average ☐ Persistent ☐
VISUAL:
Normal ☐ Abnormal ☐
COLOUR:

ACCEPTANCE AT RECEIVING SITE:
SIGNATURE: [signature]
DATE: 07/01/03
HOUR: 08:45

Liner: Yes ☑ No ☐
Trailer decontamination: Yes ☑ [initials] Initials

Weight slip: 2312 + 68665805
U.S. Manifest: NYG 1886706
Can. Manifest: 9151030-5

White Copy: Administration Yellow Copy: Customer Gold Copy: Project Manager Pink Copy: Transportation

68665805
TICKET NUMBER

CERTIFIED AUTOMATED TRUCK SCALE

CAT SCALE COMPANY
P.O. BOX 630
WALCOTT, IA 52773
(563) 284-6283
www.catscale.com

[redacted]

PUBLIC WEIGHMASTER'S CERTIFICATE OF WEIGHT & MEASURE

THE CAT SCALE GUARANTEE

The CAT Scale Company guarantees that our scales will give an accurate weight. What makes us different from other scale companies is that we back up our guarantee with cash.

"WEIGH WHAT WE SAY, OR WE PAY"

If you get an overweight fine from the state AFTER one of our CAT Scales showed a legal weight, we will immediately check our scale and we will:
(1) Reimburse you for the cost of the overweight fine if our scale is wrong, OR
(2) A representative of CAT Scale Company will appear in court with the driver as an expert witness if we believe our scale was correct.

IF YOU SHOULD GET AN OVERWEIGHT FINE, YOU SHOULD DO THE FOLLOWING TO CORRECT THE PROBLEM AT HOME:

1) Post bond and request a court date.
2) Or call CAT Scale Company direct 24 hours a day at 1-877-CAT-SCALE (Toll Free)
3) **IMMEDIATELY** send a copy of the citation, CAT Scale Ticket, your name, company, address, and phone number to CAT Scale Company Attn: Citation Dept.

The four weights shown below are said the weights. The GROSS Weight is the CERTIFIED WEIGHT and was weighed on a full length platform scale.

DATE: 06/30/03

STEER AXLE	10380 lb
DRIVE AXLE	15760 lb
TRAILER AXLE	8200 lb
GROSS WEIGHT	34340 lb

SCALE LOCATION:
CAT 302
POCONO TRK PLAZA
I 80 AND U.S. 611
BARTONSVILLE PA.

This is to certify that the following described merchandise was weighed, counted, or measured by a

BIG DOG SCALES

11-87 Truck Plaza Inc.
Exit 42 1/4 West on Rt. 11
Champlain, N.Y., 12919
one 518-298-8866 (518-298-5682 fax)

Date: 6-30-03

pany Page E.T.C. Inc. Tk# 2312

State NY Trl# 2834

Scale 1	10500 lb	G1
Scale 2	35660 lb	G2
Scale 3	35780 lb	G3
TOTAL	81940 lb	GT

WEIGHED ON CARDINAL SCALES

Weighed By: [signature]

N.Y.S. Certified

REVENUE CANADA
Customs and Excise

CANADA CUSTOMS INVOICE

Page of

1. Vendor (Name and Address)

A.K. Allen Company Inc.
255 E 2nd St
Mineola, NY

2. Date of Direct Shipment to Canada

3. Other References (Include Purchaser's Order No.)

4. Consignee (Name and Address)

CSI Environment
855 rue Pepin
Sherbrooke, QC J1L 2P3

5. Purchaser's Name and Address (If other than Consignee)

Page E.T.C., INC.
2758 Trombley Rd
Weedsport, NY 13166

6. Country of Transshipment

PARTIES TO THIS TRANSACTION ARE ☐ RELATED ☐ NOT RELATED

7. Country of Origin of Goods: U.S.

IF SHIPMENT INCLUDES GOODS OF DIFFERENT ORIGINS ENTER ORIGINS AGAINST ITEMS IN 12

8. Transportation: Give Mode and Place of Direct Shipment to Canada

9. Conditions of Sale and Terms of Payment (i.e. Sale, Consignment Shipment, Leased Goods, etc.)

10. Currency of Settlement

11. No. of Pkgs.	12. Specification of Commodities (Kind of Packages, Marks and Numbers, General Description and Characteristics, i.e. Grade, Quality)	13. Quantity (State Unit)	SELLING PRICE 14. Unit Price	15. Total
1 T/L	Environmentally hazardous substance 4268 PARS 010372 PAGE E.T.C. INC. Point of Entry Lacalle			.01 ¢

16. If any of fields 1 to 17 are included on an attached commercial invoice, check this box ☐

Commercial Invoice No.

18. Total Weight: Net / Gross

17. INVOICE TOTAL .01¢

19. Exporter's Name and Address (If other than Vendor)

20. Originator (Name and Address)

21. Departmental Ruling (If applicable)

22. If fields 23 to 25 are not applicable, check this box ☐

23. If included in field 17 indicate amount

(i) Transportation charges, expenses and insurance from the place of direct shipment to Canada
$

(ii) Cost for construction, erection and assembly incurred after importation into Canada
$

(iii) Export packing
$

24. If NOT included in field 17 indicate amount

(i) Transportation charges, expenses and insurance to the place of direct shipment to Canada
$

(ii) Amounts for commissions other than buying commissions
$

(iii) Export packing
$

25. Check (if applicable)

(i) Royalty payments or subsequent proceeds are paid or payable by the purchaser ☐

(ii) The purchaser has supplied goods or services for use in the production of these goods ☐

DEPARTMENT OF NATIONAL REVENUE - CUSTOMS AND EXCISE
CUSTOM CLEARANCE BY

Revised Apr. 3 1979

For Sale by S. M. HEWITT (Sarnia) Limited, Custom House Brokers, Sarnia, Ontario, Canada

NYG 1886778

Please type or print. Do not staple

STATE OF NEW YORK
DEPARTMENT OF ENVIRONMENTAL CONSERVATION
DIVISION OF SOLID & HAZARDOUS MATERIALS

HAZARDOUS WASTE MANIFEST

P.O. Box 12820, Albany, New York 12212

(Hazardous Waste Manifest 1/5/99)

In case of emergency or spill immediately call the National Response Center (800) 424-8802 and the NYS Department of Environmental Conservation (518) 457-7362

UNIFORM HAZARDOUS WASTE MANIFEST

1. Generator's US EPA ID No.: NYD002038040 86778

Manifest Doc. No.:

2. Page 1 of

Information within heavy bold line is not required by Federal Law.

3. Generator's Name and Mailing Address
A.K. Allen Company
255 Second St., Mineola, NY 11501

4. Generator's Telephone Number (516) 747-5450

5. Transporter 1 (Company Name): Page ETC, Inc

6. US EPA ID Number: NYD986969947

7. Transporter 2 (Company Name):

8. US EPA ID Number:

9. Designated Facility Name and Site Address
GSI Environment, Inc.
855 Pepin Street
Sherbrooke Quebec Canada J1L2PB

10. US EPA ID Number: 7610-05-01-0098503050000873

A. NYG 1886778

B. Generator's ID: SAME

C. State Transporter's ID: ~~7A-296~~ NY AD 33406

D. Transporter's Telephone (800) 230-5037

E. State Transporter's ID:

F. Transporter's Telephone ( )

G. State Facility ID:

H. Facility Telephone (819) 829-0101

11. US DOT Description (Including Proper Shipping Name, Hazard Class and ID Number)	12. Containers Number	Type	13. Total Quantity	14. Unit Wt/Vol	I. Waste No.
a. Hazardous Waste, Solid, N.O.S., 9, NA3077, III (Tetrachloroethene)	001	DT	EST XXX22	T	EPA D008 / STATE
b.					EPA / STATE
c.					EPA / STATE
d.					EPA / STATE

J. Additional Descriptions for Materials listed Above
a. Also: F001, F002 ERG171
b.
c.
d.

K. Handling Codes for Wastes Listed Above
a. T
b.
c.
d.

15. Special Handling Instructions and Additional Information
Date: 6-30-03 Time:
Departure City/State: Champlain, NY Signature: [signature]
Emergency Contact: Capitol Environmental Services (302)652-8999 EPA Notice#379/02

16. GENERATOR'S CERTIFICATION: I hereby declare that the contents of this consignment are fully and accurately described above by proper shipping name and are classified, packed, marked and labeled, and are in all respects in proper condition for transport by highway according to applicable international and national government regulations and state laws and regulations. conforms to the terms of attached EPA acknowledgment of Consent
If I am a large quantity generator, I certify that I have a program in place to reduce the volume and toxicity of waste generated to the degree I have determined to be economically practicable and that I have selected the practicable method of treatment, storage, or disposal currently available to me which minimizes the present and future threat to human health and the environment; OR if I am a small quantity generator, I have made a good faith effort to minimize my waste generation and select the best waste management method that is available to me and that I can afford.

Printed/Typed Name: DANIEL PALLADINO
Signature: [signature]
Mo. 06 Day 30 Year 03

17. Transporter 1 Acknowledgement of Receipt of Materials
Printed/Typed Name: Joe Nagcotte
Signature: [signature]
Mo. 06 Day 30 Year 03

18. Transporter 2 Acknowledgement of Receipt of Materials
Printed/Typed Name:
Signature:
Mo. Day Year

19. Discrepancy Indication Space
27.14 tons

20. Facility Owner or Operator: Certification of receipt of hazardous materials covered by this manifest except as noted in Item 19.
Printed/Typed Name:
Signature:
Mo. Day Year

MANIFEST - MANIFESTE

This Manifest conforms to all Federal and Provincial transport and environmental legislation requiring manifesting.
Ce manifeste est conforme aux législations fédérale et provinciale sur l'environnement et le transport, requérant un manifeste.

Manifest Reference No. / N° de référence du manifeste: **9151003-2**

A Consignor (Generator) / Expéditeur (Producteur)
Provincial ID No. / N° d'id. provincial: NYD002038040
Company name / Nom de l'entreprise: A.K. Allen company inc
Mailing address / Adresse postale, City / Ville, Province, Postal code / Code postal: 255 E 2nd Street Mineola NY 11501
Shipping site address / Origine de l'expédition: 255 E 2nd Street Mineola
City / Ville: Mineola | Province: NY | Postal code / Code postal: 11501

Intended consignee / Destinataire prévu: GSI Environnement
Provincial ID No. / No d'id. provincial: 1146767646
Address / Adresse, City / Ville, Province, Postal code / Code postal: 855 rue Pepin Sherbrooke Qc J1L 2P8
Receiving site address / Destination de l'expédition: 855 rue Pepin
City / Ville: Sherbrooke | Province: Qc | Postal code / Code postal: J1L 2P8

B Carrier / Transporteur
Provincial ID No. / N° d'id. provincial: R519567-3
Company name / Nom de l'entreprise: Pase ETC, Inc
Address / Adresse: 2758 Trombley Rd
City / Ville: weedsport | Prov.: NY | Postal code / Code postal: 13166

	Registration No. / N° d'immatriculation	Prov.
Vehicle / Véhicule	21149-PA (tractor)	NY
Trailer/Rail Car No. 1 / 1er remorque – wagon	AD 33406	NY
Trailer/Rail Car No. 2 / 2e remorque – wagon		

Point of entry / Point d'entrée: Champlain
Point of exit / Point de sortie:

Carrier Certification: I declare that I have received waste as offered by the consignor in Part A for delivery to the intended consignee and that the information contained in Part B is complete and correct. / Déclaration du transporteur : J'atteste avoir reçu les déchets offerts par l'expéditeur dans la partie A en vue de leur livraison au destinataire choisi et que les renseignements inscrits à la partie B sont exacts et complets.

Year / Année: 03 | Month / Mois: 06 | Day / Jour: 30
Name of authorized person (print) / Nom de l'agent autorisé (caractères d'imprimerie): Joe Nageotte
Signature:
Tel. No. / N° de tél.: (800) 230-5037

Reference nos. of other Manifest(s) used / N°s de références des autres manifestes utilisés: NYG 1886778

C Consignee (Receiver) / Destinataire (Réceptionnaire)
Provincial ID No. / N° d'id. provincial:
Consignee information same as Intended Consignee in Part A / L'information à fournir par le destinataire est la même qu'en A: ☐ Yes / Oui ☐ No, complete the boxed area below / Non, compléter la boîte ci-dessous
Company name / Nom de l'entreprise:
Address / Adresse:
City / Ville, Province, Postal code / Code postal:
Receiving site address / Destination de l'expédition:
City / Ville, Province, Postal code / Code postal:

Date received / Date de réception: Year / Année, Month / Mois, Day / Jour
Time / Heure: ☐ A.M. ☐ P.M.

Physical state / État physique	Shipping name of waste / Appellation réglementaire du déchet	Waste identification / Identification du déchet: Provincial No. / N° (Quebec-Ontario only) (Quebec-Ontario seul)	TDGA/PIN LTMD/NIP	Quantity shipped / Quantité expédiée	Units L or / ou kg unités	Classification	Packing group / Groupe d'emballage	Packaging / Contenants: No. Nbre	Codes int.-ext.	Quantity received / Quantité reçu	Units L or / ou kg unités	Identify any shipment discrepancy problems. Attach addendum if necessary. / Indiquer toute différence relative à l'expédition. Annexer une feuille au besoin.	Handling code / Code de manutention	Decontamination / Décontamination: Packaging / Contenants Yes / Oui	No / Non	Vehicle / Véhicule Yes / Oui	No / Non
5	Environmentally hazardous waste substance, solid, N.O.S (TCE contaminated soil)	N/A	UN3077	20 000	kg	9	III	1	03								

Special handling/Emergency instructions / Manutention spéciale/instructions d'urgence: ☐ Attached / Ci-jointes ☐ Below / Ci-dessous
Notice 104769, line 1

Circulation no. – Quebec only / N° de circulation – Réservée au Québec

If handling code "Other" (specify) / Si code de manutention "divers" (spécifier):
If waste to be transferred, specify intended company name / Si les déchets doivent être transférés, préciser le nom du destinataire:
Provincial ID No. / N° d'id. provincial:
Address / Adresse, City / Ville, Prov.:

Date shipped / Date d'expédition: Year / Année 03, Month / Mois 06, Day / Jour 30
Time / Heure: 0750 ☐ A.M. ☐ P.M.
Scheduled arrival date / Date d'arrivée prévue: Year / Année, Month / Mois, Day / Jour

Consignor Certification: *I declare that the information contained in Part A is correct and complete.*
Déclaration de l'expéditeur : *Je déclare que tous les renseignements à la partie A sont véridiques et complets.*

Name of authorized person (print) / Nom de l'agent autorisé (caractères d'imprimerie): DARIO PALLADINO
Signature:
Tel. no. / N° de tél.: ( )

Consignee Certification: I declare that the information contained in Part C is correct and complete.
Déclaration du destinataire : Je déclare que tous les renseignements à la partie C sont véridiques et complets.
Name of authorized person (print) / Nom de l'agent autorisé (caractères d'imprimerie):
Signature:
Tel. no. / N° de tél.: ( )

DO NOT WRITE IN THIS AREA
NE PAS ÉCRIRE DANS CET ESPACE

MOE 04-1917 (12/01)

Instructions for completion and distribution on reverse / Instructions pour compléter et distribuer au verso

Copy / Copie 1 (white / blanche

GSI ENVIRONNEMENT
855 Pepin Street
Sherbrooke, Quebec J1L 2P8
Tel.: (819) 829-0101 / Fax: (819) 829-2717
E-mail: sherbrooke@gsienv.ca

WASTE TRANSPORTATION MANIFEST

CONTAMINATED ☒
NON CONTAMINATED ☐

CLIENT: Capitol
PROJECT: 2003-65
DATE: ___/___/___ HOUR: ___

SHIPPER/LOADING:
NAME: A.K. Allen Comp.
ADDRESS: Mineola N.Y
TEL.:
CONTACT PERSON: Bo Jurkskin

CONSIGNEE/UNLOADING:
NAME: GSI ENVIRONNEMENT INC.
ADDRESS: 855 Pepin Street, Sherbrooke, Quebec, J1L 2P8
TEL.: (819) 829-0101
CONTACT PERSON: Roger D'Amour

TRANSPORTER: Page E.T.C. inc.
DRIVER: Joe Nagoette
I.D. NUMBER: 21149-PA NY
TYPE OF TRUCK: Semi
SIGNATURE:
QUANTITY:
GROSS MASS: 87,840 lbs
MASS OF TRUCK: 33,560
NET MASS: 54,280 lbs

SOIL ☒ SLUDGE ☐
OTHER ☐

PHYSICAL CONDITION:
DRY ☐ HUMID ☐ MUDDY ☐

TYPE OF RESIDUE: (Description)
CLAY ☐
SAND ☐
GRAVEL ☐

WATER:
APPROX. VOLUME: ___ CUBIC METERS
FREE PHASE: YES ☐ NO ☐

SAMPLES FOR ANALYSIS:
YES ☒ NO ☐
SAMPLE NO.:

CONTAMINANT(S):
VOC ☐ Oil & Grease (Mineral) ☐
PAH ☒ Heavy Metals ☒ copper
OTHERS: ☐

ORGANOLEPTIC OBSERVATIONS:
ODOR:
Light ☐ Average ☐ Persistent ☐
VISUAL:
Normal ☐ Abnormal ☐
COLOUR:

ACCEPTANCE AT RECEIVING SITE:
SIGNATURE:
DATE: 07/01/03
HOUR: 09:40

Liner: Yes ☒ No ☐
Trailer decontamination: Yes ☒ Initials

Weight slip: 6386 + 71504221
U.S. Manifest: NYG1886778
Can. Manifest: 9151003-2

White Copy: Administration Yellow Copy: Customer Gold Copy: Project Manager Pink Copy: Transportation

BIG DOG SCALES

B 11-87 Truck Plaza Inc.
Exit 42 1/4 West on Rt. 11
Champlain, N.Y., 12919
hone 518-298-8866 (518-298-5682 fax)

Date: 6-30-03

mpany Page Tk# 6386

ty State Trl# 4560

Full

Scale 1 12060 lb G1
Scale 2 39420 lb G2
Scale 3 36360 lb G3
TOTAL 87840 lb GT

WEIGHED ON CARDINAL SCALES

Weighed By: JB

IIGINAL

N.Y.S. Certified

SCALE
CAT SCALE COMPANY
P.O. BOX 630
WALCOTT, IA 52773
(563) 284-6263
www.catscale.com

The four weights shown below are separate weights. The GROSS WEIGHT is the CERTIFIED WEIGHT and was weighed on a full length platform scale.

DATE: 06/29/03

STEER AXLE 11060 lb

DRIVE AXLE 14200 lb

TRAILER AXLE 8300 lb

GROSS WEIGHT 33560 lb

160023 SCALE CAT 281
180517 LOCATION:
180 AND RT64 X25
LAMAR PA.

PUBLIC WEIGHMASTER'S CERTIFICATE OF WEIGHT & MEASURE

IMPRINT SEAL HERE (IF APPLICABLE)

This is to certify that the following described merchandise was weighed, counted, or measured by a public or deputy weighmaster, and when properly signed and sealed shall be prima facia evidence of the accuracy of the weight shown as prescribed by law.

LIVESTOCK, PRODUCE, PROPERTY, COMMODITY, OR ARTICLE WEIGHED

COMPANY Page TRACTOR # 6386 TRAILER # 6540

FEE WEIGHMASTER OR WEIGHER SIGNATURE BM FULL WEIGH TICKET # (IF REWEIGH)

REVENUE CANADA
Customs and Excise

CANADA CUSTOMS INVOICE

Page of

1. Vendor (Name and Address)
A.K. Allen Company Inc.
255 E 2nd St
Mineola, NY

2. Date of Direct Shipment to Canada

3. Other References (Include Purchaser's Order No.)

4. Consignee (Name and Address)
GSI Environment
855 rue Pepin
Sherbrooke, QC J1L 2P3

5. Purchaser's Name and Address (If other than Consignee)
Page E.T.C., INC.
2758 Trombley Rd
Weedsport, NY 13166

6. Country of Transshipment

PARTIES TO THIS TRANSACTION ARE ☐ RELATED ☐ NOT RELATED

7. Country of Origin of Goods
U.S.

IF SHIPMENT INCLUDES GOODS OF DIFFERENT ORIGINS ENTER ORIGINS AGAINST ITEMS IN 12

8. Transportation: Give Mode and Place of Direct Shipment to Canada

9. Conditions of Sale and Terms of Payment (i.e. Sale, Consignment Shipment, Leased Goods, etc.)

10. Currency of Settlement

11. No. of Pkgs.	12. Specification of Commodities (Kind of Packages, Marks and Numbers, General Description and Characteristics, i.e. Grade, Quality)	13. Quantity (State Unit)	SELLING PRICE 14. Unit Price	15. Total
1 T/L	Environmentally hazardous substance			.01 ¢

4268 PARS 010377
PAGE E.T.C. INC.

Point of Entry Lacolle

16. If any of fields 1 to 17 are included on an attached commercial invoice, check this box ☐
Commercial Invoice No.

18. Total Weight
Net Gross

17. INVOICE TOTAL
.01¢

19. Exporter's Name and Address (If other than Vendor)

20. Originator (Name and Address)

21. Departmental Ruling (If applicable)

22. If fields 23 to 25 are not applicable, check this box ☐

23. If included in field 17 indicate amount
(i) Transportation charges, expenses and insurance from the place of direct shipment to Canada
$
(ii) Cost for construction, erection and assembly incurred after importation into Canada
$
(iii) Export packing
$

24. If NOT included in field 17 indicate amount
(i) Transportation charges, expenses and insurance to the place of direct shipment to Canada
$
(ii) Amounts for commissions other than buying commissions
$
(iii) Export packing
$

25. Check (if applicable)
(i) Royalty payments or subsequent proceeds are paid or payable by the purchaser ☐
(ii) The purchaser has supplied goods or services for use in the production of these goods ☐

DEPARTMENT OF NATIONAL REVENUE - CUSTOMS AND EXCISE
CUSTOM CLEARANCE BY

Revised Apr. 13 1979

For Sale by S. M. HEWITT (Sarnia) Limited, Custom House Brokers, Sarnia, Ontario, Canada

NYG 1886769

STATE OF NEW YORK
DEPARTMENT OF ENVIRONMENTAL CONSERVATION
DIVISION OF SOLID & HAZARDOUS MATERIALS

HAZARDOUS WASTE MANIFEST

P.O. Box 12820, Albany, New York 12212

Please type or print. Do not staple

(Hazardous Waste Manifest 1/5/99)

In case of emergency or spill immediately call the National Response Center (800) 424-8802 and the NYS Department of Environmental Conservation (518) 457-7362

UNIFORM HAZARDOUS WASTE MANIFEST

1. Generator's US EPA ID No.: NYD002038040
Manifest Doc. No.: 86769
2. Page 1 of: 1

Information within heavy bold line is not required by Federal Law.

3. Generator's Name and Mailing Address
A.K. Allen Company
255 Second St., Mineola, NY 11501
4. Generator's Telephone Number (516) 747-5450

A. NYG 1886769
B. Generator's ID: SAME

5. Transporter 1 (Company Name): Page ETC, Inc
6. US EPA ID Number: NYD986996947
C. State Transporter's ID: 160468 N.Y.
D. Transporter's Telephone (800) 230-5037

7. Transporter 2 (Company Name)
8. US EPA ID Number
E. State Transporter's ID
F. Transporter's Telephone ( )

9. Designated Facility Name and Site Address
GSI Environment, Inc.
855 Pepin Street
Sherbrooke Quebec Canada J1L2PB
10. US EPA ID Number: 7610-05-01-00985030500000873
G. State Facility ID
H. Facility Telephone (819) 829-0101

11. US DOT Description (Including Proper Shipping Name, Hazard Class and ID Number)	12. Containers Number	Type	13. Total Quantity	14. Unit Wt/Vol	I. Waste No.
a. Hazardous Waste, Solid, N.O.S., 9, NA3077, III (Tetrachloroethene)	001	DT	EST XXX22	T	EPA D008
b.					STATE
c					EPA
d.					STATE

J. Additional Descriptions for Materials listed Above
Also: F001, F002 ERG171

K. Handling Codes for Wastes Listed Above
a: T
b:
c:
d:

15. Special Handling Instructions and Additional Information
Departure City/State: Champlain, NY.
Date: 6/30/03 Time:
Signature: G. H. Whitt
Emergency Contact: Capitol Environmental Services (302)652-8999 EPA Notice#379/02

16. GENERATOR'S CERTIFICATION: I hereby declare that the contents of this consignment are fully and accurately described above by proper shipping name and are classified, packed, marked and labeled, and are in all respects in proper condition for transport by highway according to applicable international and national government regulations and state laws and regulations. **conforms to the terms of attached EPA acknowledgment of Consent**
If I am a large quantity generator, I certify that I have a program in place to reduce the volume and toxicity of waste generated to the degree I have determined to be economically practicable and that I have selected the practicable method of treatment, storage, or disposal currently available to me which minimizes the present and future threat to human health and the environment; OR if I am a small quantity generator, I have made a good faith effort to minimize my waste generation and select the best waste management method that is available to me and that I can afford.

GENERATOR

Printed/Typed Name: DARIO PALLADINO
Signature: [signature]
Mo. 06 Day 30 Year 03

TRANSPORTER

17. Transporter 1 Acknowledgement of Receipt of Materials
Printed/Typed Name: Gordon H. Whitt
Signature: Gordon H. Whitt
Mo. 06 Day 30 Year 03

18. Transporter 2 Acknowledgement of Receipt of Materials
Printed/Typed Name
Signature
Mo. Day Year

FACILITY

19. Discrepancy Indication Space
28.19 Tons

20. Facility Owner or Operator: Certification of receipt of hazardous materials covered by this manifest except as noted in Item 19.
Printed/Typed Name
Signature
Mo. Day Year

MANIFEST - MANIFESTE

This Manifest conforms to all Federal and Provincial transport and environmental legislation requiring manifesting.
Ce manifeste est conforme aux législations fédérale et provinciale sur l'environnement et le transport, requérant un manifeste.

Manifest Reference No. / N° de référence du manifeste: 9151002-4

A Consignor (Generator) / Expediteur (Producteur) — Provincial ID No. / N° d'id. provincial: NYD002038040

Company name / Nom de l'entreprise: A. K. Allen company inc

Mailing address / Adresse postale: 255 E 2nd Street Mineola NY 11501 (City / Ville: Mineola; Province: NY; Postal code / Code postal: 11501)

Shipping site address / Origine de l'expédition: 255 E 2nd Street (City / Ville: Mineola; Province: NY; Postal code / Code postal: 11501)

Intended consignee / Destinataire prévu: GSI Environnement — Provincial ID No. / No d'id. provincial: 1146767646

Address / Adresse: 855 rue Pepin Sherbrooke Qc J1L 2P8

Receiving site address / Destination de l'expédition: 855 rue Pepin (City / Ville: Sherbrooke; Province: Qc; Postal code / Code postal: J1L 2P8)

B Carrier / Transporteur — Provincial ID No. / N° d'id. provincial: R 519567-3

Company ~~name~~ / Nom de l'entreprise: Page E.T.C, Inc

Address / Adresse: 2758 Trombley Rd

City / Ville: Weedsport; Prov.: NY; Postal code / Code postal: 13166

	Registration No. / N° d'immatriculation	Prov.
Vehicle / Véhicule	26990-PA	NY
Trailer/Rail Car No. 1 / 1er remorque – wagon	1604 B8	NY
Trailer/Rail Car No. 2 / 2e remorque – wagon		

Point of entry / Point d'entrée: ~~Champlain~~ Lacolle — Point of exit / Point de sortie: Champlain

Carrier Certification: I declare that I have received waste as offered by the consignor in Part A for delivery to the intended consignee and that the information contained in Part B is complete and correct. / Déclaration du transporteur : J'atteste avoir reçu les déchets offerts par l'expéditeur dans la partie A en vue de leur livraison au destinataire choisi et que les renseignements inscrits à la partie B sont exacts et complets.

Year / Année: 06; Month / Mois: 03; Day / Jour: 30

Name of authorized person (print) / Nom de l'agent autorisé (caractères d'imprimerie): Gordon H. Whitt

Signature: Gordon H. Whitt — Tel. No. / N° de tél.: (800) 230-5037

Reference nos. of other Manifest(s) used / N°'s de références des autres manifestes utilisés: NYG 1886769

C Consignee (Receiver) / Destinataire (Réceptionnaire) — Provincial ID No. / N° d'id. provincial:

Consignee information same as Intended Consignee in Part A / L'information à fournir par le destinataire est la même qu'en A: ☐ Yes / Oui ☐ No, complete the boxed area below / Non, compléter la boîte ci-dessous

Company name / Nom de l'entreprise

Address / Adresse

City / Ville — Province — Postal code / Code postal

Receiving site address / Destination de l'expédition

City / Ville — Province — Postal code / Code postal

Date received / Date de reception: Year / Année; Month / Mois; Day / Jour — Time / Heure: ☐ A.M. ☐ P.M.

Physical state / État physique	Shipping name of waste / Appellation réglementaire du déchet	Waste identification / Identification du déchet: Provincial No. / N° (Quebec-Ontario only) (Quebec-Ontario seul)	TDGA/PIN LTMD/NIP	Quantity shipped / Quantité expédiée	Units L or kg / unités	Classification	Packing group / Groupe d'emballage	Packaging / Contenants: No. N bre	Codes int.-ext.	Quantity received / Quantité reçu	Units L or kg / unités	Identify any shipment discrepancy problems. Attach addendum if necessary. / Indiquer toute différence relative à l'expédition. Annexer une feuille au besoin.	Handling code / Code de manutention	Decontamination / Décontamination: Packaging / Contenants Yes Oui	Packaging / Contenants Non	Vehicle / Véhicule Yes Oui	Vehicle / Véhicule No Non
5	Environmentally hazardous waste substance, solid, N.O.S (TCE contaminated soil)	N/A	UN3077	est 20 000	kg	9	III	1	03								

Special handling/Emergency instructions / Manutention spéciale/instructions d'urgence: ☐ Attached / Ci-jointes ☐ Below / Ci-dessous

Notice 104769, line 1 Emergency #819-829-0101

Circulation no. – Quebec only / N° de circulation – Réservée au Québec

Date shipped / Date d'expédition: Year / Année 03; Month / Mois 06; Day / Jour 30 — Time / Heure: ☑ A.M. ☐ P.M. 0820

Scheduled arrival date / Date d'arrivée prévue: Year / Année; Month / Mois; Day / Jour

If handling code "Other" (specify) / Si code de manutention "divers" (spécifier)

If waste to be transferred, specify intended company name / Si les déchets doivent être transférés, préciser le nom du destinataire — Provincial ID No. / N° d'id. provincial

Address / Adresse — City / Ville — Prov.

Consignee Certification: I declare that the information contained in Part C is correct and complete. / Déclaration du transporteur : Je déclare que tous les renseignements à la partie C sont véridiques et complets.

Name of authorized person (print) / Nom de l'agent autorisé (caractères d'imprimerie)

Signature — Tel. no. / N° de tél. ( )

Consignor Certification: I declare that the information contained in Part A is correct and complete.
Déclaration de l'expéditeur : Je déclare que tous les renseignements à la partie A sont veridiques et complets.

Name of authorized person (print) / Nom de l'agent autorisé (caractères d'imprimerie): DAVID PALLADINO

Signature: [signature] — Tel. no. / N° de tél.: (516) 747-5450

NO MODIFICATION IN THIS AREA
NE PAS ÉCRIRE DANS CET ESPACE

MOE 04-1917 (12/81)

Instructions for completion and distribution on reverse / Instructions pour compléter et distribuer au verso

Copy / Copie 1 (white / blanche)

GSI ENVIRONNEMENT
855 Pepin Street
Sherbrooke, Quebec J1L 2P8
Tel.: (819) 829-0101 / Fax: (819) 829-2717
E-mail: sherbrooke@gsienv.com

WASTE TRANSPORTATION MANIFEST

CONTAMINATED ☑
NON CONTAMINATED ☐

CLIENT: Capital
PROJECT: 2003-55
DATE: / / HOUR:

SHIPPER/LOADING:
NAME: A.K. Allen Company Inc.
ADDRESS: Minoa, NY
TEL.:
CONTACT PERSON: Bo Iwaskiw

CONSIGNEE/UNLOADING:
NAME: GSI ENVIRONNEMENT INC.
ADDRESS: 855 Pepin Street, Sherbrooke, Quebec, J1L 2P8
TEL.: (819) 829-0101
CONTACT PERSON: Roger D'Amour

TRANSPORTER: Page ETC. inc.
DRIVER: Gordon L. Whitt
I.D. NUMBER: 26990PA NY
TYPE OF TRUCK: Semi
SIGNATURE: G.L. Whitt
QUANTITY:
GROSS MASS: 87,640 lbs
MASS OF TRUCK: 31,260
NET MASS: 56,380 lbs

SOIL: ☑ **SLUDGE** ☐
OTHER ☐

PHYSICAL CONDITION:
DRY ☐ HUMID ☐ MUDDY ☐

TYPE OF RESIDUE: (Description)
CLAY ☐
SAND ☐
GRAVEL ☐

WATER:
APPROX. VOLUME: _____ CUBIC METERS
FREE PHASE: YES ☐ NO ☐

SAMPLES FOR ANALYSIS:
YES ☑ NO ☐
SAMPLE NO.:

CONTAMINANT(S):
VOC ☐ Oil & Grease (Mineral) ☐
PAH ☑ Heavy Metals ☑ copper
OTHERS: ☐

ORGANOLEPTIC OBSERVATIONS:
ODOR:
Light ☐ Average ☐ Persistent ☐
VISUAL:
Normal ☐ Abnormal ☐
COLOUR:

ACCEPTANCE AT RECEIVING SITE:
SIGNATURE:
DATE: 07/01/03
HOUR: 8:00

Liner: Yes ☑ No ☐
Trailer decontamination: Yes ☑ Initials

Weight slip: 5525 + 68665798
U.S. Manifest: NYG 1886769
Can. Manifest: 9151002-4

White Copy: Administration Yellow Copy: Customer Gold Copy: Project Manager Pink Copy: Transportation

Weighmaster or Weigher's Signature

68665798
TICKET NUMBER

CERTIFIED AUTOMATED TRUCK SCALE

CAT SCALE COMPANY
P.O. BOX 280
WALCOTT, IA 52773
(563) 284-6283
www.catscale.com

THE CAT SCALE GUARANTEE

The CAT Scale Company guarantees that our scales will give an accurate weight. What makes us different from other scale companies is that we back up our guarantee with cash.

"WEIGH WHAT WE SAY OR WE PAY"®

If you get an overweight fine from the state AFTER one of our CAT Scales showed a legal weight, we will immediately check our scale and we will:

(1) Reimburse you for the cost of the overweight fine if our scale is wrong, OR
(2) A representative of CAT Scale Company will appear in court WITH the driver as an expert witness if we believe our scale was correct.

IF YOU SHOULD GET AN OVERWEIGHT FINE, YOU SHOULD DO THE FOLLOWING TO GET THE PROBLEM RESOLVED:

1) Post bond and request a court date.
2) Or call CAT Scale Company direct 24 hours a day at 1-877-CAT-SCALE (Toll Free)
3) IMMEDIATELY send a copy of the citation, CAT Scale Ticket, your name, company, address, and phone number to CAT Scale Company Attn: Citation Dept.

* The four weights shown below are separate weights. The GROSS WEIGHT is the CERTIFIED WEIGHT and was weighed on a full length platform scale.

DATE: 06/29/03

STEER AXLE 8900 lb
DRIVE AXLE 15140 lb
TRAILER AXLE 7220 lb
* GROSS WEIGHT 31260 lb

[redacted] SCALE LOCATION:
CAT 302
POCONO TRK PLAZA
I 80 AND U.S. 611
BARTONSVILLE PA.

PUBLIC WEIGHMASTERS CERTIFICATE OF WEIGHT & MEASURE

BIG DOG SCALES

3 11-87 Truck Plaza Inc.
Exit 42 1/4 West on Rt. 11
Champlain, N.Y., 12919
one 518-298-8866 (518-298-5682 fax)

Date: 6-30-03

ipany Page Tk# 5525

y State Trl# 2732

5.00 pd

Scale 1	11380 lb	G1
Scale 2	35400 lb	G2
Scale 3	40860 lb	G3
TOTAL	87640 lb	GT

WEIGHED ON CARDINAL SCALES

Weighed By: TB

N.Y.S. Certified

REVENUE CANADA
Customs and Excise

CANADA CUSTOMS INVOICE

Page of

1. Vendor (Name and Address)

A.K. Allen Company Inc.
255 E 2nd St
Mineola, NY

2. Date of Direct Shipment to Canada

3. Other References (Include Purchaser's Order No.)

4. Consignee (Name and Address)

CSI Environment
855 rue Pepin
Sherbrooke, QC J1L 2P9

5. Purchaser's Name and Address (If other than Consignee)

Page E.T.C., INC.
2758 Trombley Rd
Weedsport, NY 13166

6. Country of Transshipment

PARTIES TO THIS TRANSACTION ARE ☐ RELATED ☐ NOT RELATED

7. Country of Origin of Goods
U.S.

IF SHIPMENT INCLUDES GOODS OF DIFFERENT ORIGINS ENTER ORIGINS AGAINST ITEMS IN 12

8. Transportation: Give Mode and Place of Direct Shipment to Canada

9. Conditions of Sale and Terms of Payment
(i.e. Sale, Consignment Shipment, Leased Goods, etc.)

10. Currency of Settlement

11. No. of Pkgs.	12. Specification of Commodities (Kind of Packages, Marks and Numbers, General Description and Characteristics, i.e. Grade, Quality)	13. Quantity (State Unit)	SELLING PRICE 14. Unit Price	15. Total
1 T/L	Environmentally hazardous substance 4268 PARS 010378 PAGE E.T.C. INC.			.01 ¢

16. If any of fields 1 to 17 are included on an attached commercial invoice, check this box ☐

Commercial Invoice No.

18. Total Weight
Net Gross

17. INVOICE TOTAL
.01¢

19. Exporter's Name and Address (if other than Vendor)

20. Originator (Name and Address)

21. Departmental Ruling (if applicable)

22. If fields 23 to 25 are not applicable, check this box ☐

23. If included in field 17 indicate amount
(i) Transportation charges, expenses and insurance from the place of direct shipment to Canada
$
(ii) Cost for construction, erection and assembly incurred after importation into Canada
$
(iii) Export packing
$

24. If NOT included in field 17 indicate amount
(i) Transportation charges, expenses and insurance to the place of direct shipment to Canada
$
(ii) Amounts for commissions other than buying commissions
$
(iii) Export packing
$

25. Check (if applicable)
(i) Royalty payments or subsequent proceeds are paid or payable by the purchaser ☐
(ii) The purchaser has supplied goods or services for use in the production of these goods ☐

DEPARTMENT OF NATIONAL REVENUE - CUSTOMS AND EXCISE
CUSTOM CLEARANCE BY

For Sale by S. M. HEWITT (Sarnia) Limited, Custom House Brokers, Sarnia, Ontario, Canada

NYG 1886751

Please type or print. Do not staple

STATE OF NEW YORK
DEPARTMENT OF ENVIRONMENTAL CONSERVATION
DIVISION OF SOLID & HAZARDOUS MATERIALS

HAZARDOUS WASTE MANIFEST

P.O. Box 12820, Albany, New York 12212

(Hazardous Waste Manifest 1/5/99)

In case of emergency or spill immediately call the National Response Center (800) 424-8802 and the NYS Department of Environmental Conservation (518) 457-7362

UNIFORM HAZARDOUS WASTE MANIFEST

1. Generator's US EPA ID No.: NYD002038040 | Manifest Doc. No.: 86751

2. Page 1 of

Information within heavy bold line is not required by Federal Law.

3. Generator's Name and Mailing Address
A.K. Allen Company
255 Second St., Mineola, NY 11501

4. Generator's Telephone Number (516) 747-5450

A. NYG 1886751

B. Generator's ID: SAME

5. Transporter 1 (Company Name): Page ETC, Inc

6. US EPA ID Number: NYD986969947

C. State Transporter's ID: XS 84472-PA

D. Transporter's Telephone (800) 230-5037

7. Transporter 2 (Company Name)

8. US EPA ID Number

E. State Transporter's ID

F. Transporter's Telephone ( )

9. Designated Facility Name and Site Address
GSI Environment, Inc.
855 Pepin Street
Sherbrooke Quebec Canada J1L2P8

10. US EPA ID Number: 7610-05-01-0098503050000873

G. State Facility ID

H. Facility Telephone (819) 829-0101

11. US DOT Description (Including Proper Shipping Name, Hazard Class and ID Number)	12. Containers Number	Type	13. Total Quantity	14. Unit Wt/Vol	I. Waste No.
a. Hazardous Waste, Solid, N.O.S., 9, NA3077, III (Tetrachloroethene)	001	DT	EST XXX22	T	EPA D008 / STATE
b.					EPA / STATE
c					EPA / STATE
d.					EPA / STATE

J. Additional Descriptions for Materials listed Above
a. Also: F001, F002 ERG171
b.
c.
d.

K. Handling Codes for Wastes Listed Above
a. T
b.
c.
d.

15. Special Handling Instructions and Additional Information
Date: 06-30-03 Time:
Departure City/State: Lacolle
Signature: Kevin Bean
Emergency Contact: Capitol Environmental Services (302)652-8999 EPA Notice#379/02

16. GENERATOR'S CERTIFICATION: I hereby declare that the contents of this consignment are fully and accurately described above by proper shipping name and are classified, packed, marked and labeled, and are in all respects in proper condition for transport by highway according to applicable international and national government regulations and state laws and regulations. conforms to the terms of attached EPA acknowledgment of Consent If I am a large quantity generator, I certify that I have a program in place to reduce the volume and toxicity of waste generated to the degree I have determined to be economically practicable and that I have selected the practicable method of treatment, storage, or disposal currently available to me which minimizes the present and future threat to human health and the environment; OR if I am a small quantity generator, I have made a good faith effort to minimize my waste generation and select the best waste management method that is available to me and that I can afford.

Printed/Typed Name: DANZA PALLADINO | Signature: [signature] | Mo. 06 Day 30 Year 03

17. Transporter 1 Acknowledgement of Receipt of Materials
Printed/Typed Name: Kevin Bean | Signature: Kevin Bean | Mo. 06 Day 30 Year 03

18. Transporter 2 Acknowledgement of Receipt of Materials
Printed/Typed Name | Signature | Mo. Day Year

19. Discrepancy Indication Space
32.48 Tons

20. Facility Owner or Operator: Certification of receipt of hazardous materials covered by this manifest except as noted in Item 19.
Printed/Typed Name | Signature | Mo. Day Year

MANIFEST - MANIFESTE

This Manifest conforms to all Federal and Provincial transport and environmental legislation requiring manifesting.
Ce manifeste est conforme aux législations fédérale et provinciale sur l'environnement et le transport, requérant un manifeste.

Manifest Reference No. / Nº de référence du manifeste: **9151035-4**

A Consignor (Generator) / Expéditeur (Producteur)
Provincial ID No. / Nº d'id. provincial: NYD002038040
Company name / Nom de l'entreprise: A.K. Allen Company inc
Mailing address / Adresse postale: 255 E. 2nd Street Mineola NY 11501
Shipping site address / Origine de l'expédition: 255 E. 2nd Street
City / Ville: Mineola | Province: NY | Postal code / Code postal: 11501

Intended consignee / Destinataire prévu: GSI Environnemnt
Provincial ID No. / No d'id. provincial: 1146767646
Address / Adresse: 855 rue Pepin
City / Ville: Sherbrooke | Province: Qc | Postal code / Code postal: J1L 2P8
Receiving site address / Destination de l'expédition: 855 rue Pepin
City / Ville: Sherbrooke | Province: Qc | Postal code / Code postal: J1L 2P8

B Carrier / Transporteur
Provincial ID No. / Nº d'id. provincial: R 519567-3
Company name / Nom de l'entreprise: Pase ETC, Inc
Address / Adresse: 2758 Trombley Rd
City / Ville: Weedsport | Prov.: NY | Postal code / Code postal: 13166

	Registration No. / Nº d'immatriculation	Prov.
Vehicle / Véhicule	AE 24712 -	PA
Trailer/Rail Car No. 1 / 1er remorque - wagon	XS 84472	PA
Trailer/Rail Car No. 2 / 2e remorque - wagon		

Point of entry / Point d'entrée: LaColle
Point of exit / Point de sortie: Champlain

Carrier Certification: I declare that I have received waste as offered by the consignor in Part A for delivery to the intended consignee and that the information contained in Part B is complete and correct. / Déclaration du transporteur : J'atteste avoir reçu les déchets offerts par l'expéditeur dans la partie A en vue de leur livraison au destinataire choisi et que les renseignements inscrits à la partie B sont exacts et complets.

Year / Année: 03 | Month / Mois: 06 | Day / Jour: 30
Name of authorized person (print) / Nom de l'agent autorisé (caractères d'imprimerie): Kevin Bean
Signature: Kevin Bean
Tel. No. / Nº de tél.: (800) 230-5037

Reference nos. of other Manifest(s) used / Nº's de références des autres manifestes utilisés: NYG 1886751

C Consignee (Receiver) / Destinataire (Réceptionnaire)
Provincial ID No. / Nº d'id. provincial:
Consignee information same as Intended Consignee in Part A / L'information à fournir par le destinataire est la même qu'en A
☐ Yes / Oui ☐ No, complete the boxed area below / Non, compléter la boîte ci-dessous
Company name / Nom de l'entreprise:
Address / Adresse:
City / Ville: | Province: | Postal code / Code postal:
Receiving site address / Destination de l'expédition:
City / Ville: | Province: | Postal code / Code postal:

Date received / Date de réception: Year / Année | Month / Mois | Day / Jour
Time / Heure: ☐ A.M. ☐ P.M.

Physical state / État physique	Shipping name of waste / Appellation réglementaire du déchet	Waste identification / Identification du déchet: Provincial No. / Nº (Quebec-Ontario only) (Quebec-Ontario seul)	TDGA/PIN LTMD/NIP	Quantity shipped / Quantité expédiée	Units L or kg / ou kg unités	Classification	Packing group / Groupe d'emballage	Packaging / Contenants: No. Nbre	Codes int.-ext.
5	Environnentally hazardous waste substance, solid, N.O.S (TEC constaminated soil)	N/A	UN3077	est 20 000	kg	9	III	1	03

Quantity received / Quantité reçu	Units L or kg / ou kg unités	Identify any shipment discrepancy problems. Attach addendum if necessary. / Indiquer toute différence relative à l'expédition. Annexer une feuille au besoin.	Handling code / Code de manutention	Decontamination / Décontamination: Packages / Contenants Yes Oui	No Non	Vehicle / Véhicule Yes Oui	No Non

Special handling/Emergency instructions / Manutention spéciale/instructions d'urgence: ☐ Attached / Ci-jointes ☐ Below / Ci-dessous
Notice 104769 line 1 Emergency # 877 829-0101

Circulation no. - Quebec only / Nº de circulation - Réservée au Québec

If handling code "Other" (specify) / Si code de manutention "divers" (spécifier):
If waste to be transferred, specify intended company name / Si les déchets doivent être transférés, préciser le nom du destinataire:
Provincial ID No. / Nº d'id. provincial:
Address / Adresse: | City / Ville: | Prov.:

Date shipped / Date d'expédition: Year / Année | Month / Mois | Day / Jour: 03 06 30
Time / Heure: ☑ A.M. ☐ P.M.
Scheduled arrival date / Date d'arrivée prévue: Year / Année | Month / Mois | Day / Jour

Consignor Certification: *I declare that the information contained in Part A is correct and complete.*
Déclaration de l'expéditeur : *Je déclare que tous les renseignements à la partie A sont veridiques et complets.*

Consignee Certification: I declare that the information contained in Part C is correct and complete. Déclaration du destinataire : Je déclare que tous les renseignements à la partie C sont véridiques et complets.
Name of authorized person (print) / Nom de l'agent autorisé (caractères d'imprimerie):
Signature:
Tel. no. / Nº de tél.: ( )

Name of authorized person (print) / Nom de l'agent autorisé (caractères d'imprimerie): DANIEL PALLADINO
Signature:
Tel. no. / Nº de tél.: (516) 747-5450

DO NOT WRITE IN THIS AREA
NE PAS ÉCRIRE DANS CET ESPACE

MOE 04-1917 (12/01)

Instructions for completion and distribution on reverse / Instructions pour compléter et distribuer au verso

Copy / Copie 1 (white / blanche

GSI ENVIRONNEMENT
855 Pepin Street
Sherbrooke, Quebec J1L 2P8
Tel.: (819) 829-0101 / Fax: (819) 829-2717
E-mail: sherbrooke@gsienv.ca

WASTE TRANSPORTATION MANIFEST

CONTAMINATED ☒
NON CONTAMINATED ☐

CLIENT: Capital
PROJECT: 2003-55
DATE: / / HOUR:

SHIPPER/LOADING:
NAME: A K Allen Corp.
ADDRESS: Mineola N.Y.
TEL.:
CONTACT PERSON: Bo Iwaskin

CONSIGNEE/UNLOADING:
NAME: GSI ENVIRONNEMENT INC.
ADDRESS: 855 Pepin Street, Sherbrooke, Quebec, J1L 2P8
TEL.: (819) 829-0101
CONTACT PERSON: Roger D'Amour

TRANSPORTER: Page E.T.C. inc.
DRIVER: Kevin Bean
I.D. NUMBER: AE24712-PA
TYPE OF TRUCK: semi
SIGNATURE: Kevin Bean
QUANTITY:
GROSS MASS: 97,960 lbs
MASS OF TRUCK: 33,000
NET MASS: 64,960 lbs

SOIL ☑ SLUDGE ☐
OTHER ☐

PHYSICAL CONDITION:
DRY ☐ HUMID ☐ MUDDY ☐

TYPE OF RESIDUE: (Description)
CLAY ☐
SAND ☐
GRAVEL ☐

WATER:
APPROX. VOLUME: _____ CUBIC METERS
FREE PHASE: YES ☐ NO ☐

SAMPLES FOR ANALYSIS:
YES ☑ NO ☐
SAMPLE NO.:

CONTAMINANT(S):
VOC ☐ Oil & Grease (Mineral) ☐
PAH ☑ Heavy Metals ☑
OTHERS: ☐ Copper

ORGANOLEPTIC OBSERVATIONS:
ODOR:
Light ☐ Average ☐ Persistent ☐
VISUAL:
Normal ☐ Abnormal ☐
COLOUR:

ACCEPTANCE AT RECEIVING SITE:
SIGNATURE:
DATE: 07/01/03
HOUR: 9:30

Liner : Yes ☑ No ☐
Trailer decontamination : Yes ☑ Initials

Weight slip : 68665800 + 2385
U.S. Manifest : NYG 1886751
Can. Manifest : 9151035-4

White Copy: Administration Yellow Copy : Customer Gold Copy : Project Manager Pink Copy: Transportation

68665800
TICKET NUMBER

CAT®

CERTIFIED AUTOMATED TRUCK SCALE

CAT SCALE COMPANY
P.O. BOX 630
WALCOTT, IA 52773
(563) 284-6263
www.catscale.com

THE CAT SCALE GUARANTEE

The CAT Scale Company guarantees that our scales will give an accurate weight. What makes us different from other scale companies is that we back up our guarantee with cash.

"WEIGH WHAT WE SAY OR WE PAY"

If you get an overweight fine from the state AFTER one of our CAT Scales showed a legal weight, we will immediately check our scale and we will:

(1) Reimburse you for the cost of the overweight fine if our scale is wrong, OR
(2) A representative of CAT Scale Company will appear in court WITH the driver as an expert witness if we believe our scale was correct.

IF YOU SHOULD GET AN OVERWEIGHT FINE, YOU SHOULD DO THE FOLLOWING TO GET THE PROBLEM RESOLVED:

1) Post bond and request a court date.
2) Or call CAT Scale Company direct 24 hours a day at 1-877-CAT-SCALE (Toll Free)
3) IMMEDIATELY send a copy of the citation, CAT Scale Ticket, your name, company, address, and phone number to CAT Scale Company Attn: Citation Dept.

* The four weights shown below are separate weights. The GROSS WEIGHT is the CERTIFIED WEIGHT and was weighed on a full length platform scale.

DATE: 06/29/03

STEER AXLE	10500 lb
DRIVE AXLE	13500 lb
TRAILER AXLE	9000 lb
* GROSS WEIGHT	33000 lb

SCALE 223815
LOCATION: CAT 302
POCONO TRK PLAZA
I 80 AND U.S. 611
BARTONSVILLE PA.

PUBLIC WEIGHMASTER'S CERTIFICATE OF WEIGHT & MEASURE

IMPRINT SEAL HERE (IF APPLICABLE)

This is to certify that the following described merchandise was weighed, counted, or measured by a public or deputy weighmaster, and when properly signed and sealed shall be prima facie evidence of the accuracy of the weight shown as prescribed by law.

BIG DOG SCALES

B 11-87 Truck Plaza Inc.
Exit 42 1/4 West on Rt. 11
Champlain, N.Y., 12919
hone 518-298-8866 (518-298-5682 fax)

Date: 6-30-03

mpany Page ETC Tk# 2385

ty ~~Champlain, NY~~ Weedsport, Ny State Ny Trl# 5730

Scale 1	10860 lb	G1
Scale 2	43640 lb	G2
Scale 3	43460 lb	G3
TOTAL	97960 lb	GT

WEIGHED ON CARDINAL SCALES

Weighed By: TB

REVENUE CANADA
Customs and Excise

CANADA CUSTOMS INVOICE

Page ___ of ___

1. Vendor (Name and Address)

A.K. Allen Company Inc.
255 E 2nd St
Mineola, NY

2. Date of Direct Shipment to Canada

3. Other References (Include Purchaser's Order No.)

4. Consignee (Name and Address)

CSI Environment
855 rue Pepin
Sherbrooke, QC J1L 2P3

5. Purchaser's Name and Address (If other than Consignee)

Page E.T.C., INC.
2758 Trombley Rd
Weedsport, NY 13166

6. Country of Transshipment

PARTIES TO THIS TRANSACTION ARE ☐ RELATED ☐ NOT RELATED

7. Country of Origin of Goods: U.S.

IF SHIPMENT INCLUDES GOODS OF DIFFERENT ORIGINS ENTER ORIGINS AGAINST ITEMS IN 12

8. Transportation: Give Mode and Place of Direct Shipment to Canada

9. Conditions of Sale and Terms of Payment (i.e. Sale, Consignment Shipment, Leased Goods, etc.)

10. Currency of Settlement

11. No. of Pkgs.	12. Specification of Commodities (Kind of Packages, Marks and Numbers, General Description and Characteristics, i.e. Grade, Quality)	13. Quantity (State Unit)	SELLING PRICE 14. Unit Price	15. Total
1 T/L	Environmentally hazardous substance 4268 PARS 010379 PAGE E.T.C. INC. Point of Entry Lacolle			.01 ¢

16. If any of fields 1 to 17 are included on an attached commercial invoice, check this box ☐
Commercial Invoice No. ___

18. Total Weight: Net ___ Gross ___

17. INVOICE TOTAL .01¢

19. Exporter's Name and Address (If other than Vendor)

20. Originator (Name and Address)

21. Departmental Ruling (If applicable)

22. If fields 23 to 25 are not applicable, check this box ☐

23. If included in field 17 indicate amount
(i) Transportation charges, expenses and insurance from the place of direct shipment to Canada $___
(ii) Cost for construction, erection and assembly incurred after importation into Canada $___
(iii) Export packing $___

24. If NOT included in field 17 indicate amount
(i) Transportation charges, expenses and insurance to the place of direct shipment to Canada $___
(ii) Amounts for commissions other than buying commissions $___
(iii) Export packing $___

25. Check (if applicable)
(i) Royalty payments or subsequent proceeds are paid or payable by the purchaser ☐
(ii) The purchaser has supplied goods or services for use in the production of these goods ☐

DEPARTMENT OF NATIONAL REVENUE - CUSTOMS AND EXCISE
CUSTOM CLEARANCE BY

Revised 1993

For Sale by S. M. HENRY (Sarnia) Limited, Custom House Brokers, Sarnia, Ontario, Canada

NYG 1886742

STATE OF NEW YORK
DEPARTMENT OF ENVIRONMENTAL CONSERVATION
DIVISION OF SOLID & HAZARDOUS MATERIALS

HAZARDOUS WASTE MANIFEST

P.O. Box 12820, Albany, New York 12212

Please type or print. Do not staple

(Hazardous Waste Manifest 1/5/99)

In case of emergency or spill immediately call the National Response Center (800) 424-8802 and the NYS Department of Environmental Conservation (518) 457-7362

UNIFORM HAZARDOUS WASTE MANIFEST

1. Generator's US EPA ID No.: NYD002038046

Manifest Doc. No.: 06742

2. Page 1 of

Information within heavy bold line is not required by Federal Law.

3. Generator's Name and Mailing Address
A.K. Allen Company
255 Second St., Mineola, NY 11501

4. Generator's Telephone Number (516) 747-5450

A. NYG 1886742

B. Generator's ID: SAME

5. Transporter 1 (Company Name): Page ETC, Inc

6. US EPA ID Number: NYD986996947

C. State Transporter's ID: AC15548.NY

D. Transporter's Telephone (800) 230-5037

7. Transporter 2 (Company Name)

8. US EPA ID Number

E. State Transporter's ID

F. Transporter's Telephone ( )

9. Designated Facility Name and Site Address
GSI Environment, Inc.
855 Pepin Street
Sherbrooke Quebec Canada J1L2P8

10. US EPA ID Number: 7610-05-01-00985030500000873

G. State Facility ID

H. Facility Telephone (819) 829-0101

11. US DOT Description (Including Proper Shipping Name, Hazard Class and ID Number)	12. Containers Number	Type	13. Total Quantity	14. Unit Wt/Vol	I. Waste No.
a. Hazardous Waste, Solid, N.O.S., 9, NA3077, III (Tetrachloroethene)	001	DT	EST XXXXX	T	EPA D008
					STATE
b.					EPA
					STATE
c					EPA
					STATE
d.					EPA
					STATE

J. Additional Descriptions for Materials listed Above
Also: F001, F002 ERG171

K. Handling Codes for Wastes Listed Above: a. T; b. ☐; c. ☐; d. ☐

15. Special Handling Instructions and Additional Information
Departure City/State: Lacolle
Date: 06-30-03 Time:
Signature: Douglas Fugle
Emergency Contact: Capitol Environmental Services (302)652-8999 EPA Notice#379/02

16. GENERATOR'S CERTIFICATION: I hereby declare that the contents of this consignment are fully and accurately described above by proper shipping name and are classified, packed, marked and labeled, and are in all respects in proper condition for transport by highway according to applicable international and national government regulations and state laws and regulations. conforms to the terms of attached EPA acknowledgment of Consent
If I am a large quantity generator, I certify that I have a program in place to reduce the volume and toxicity of waste generated to the degree I have determined to be economically practicable and that I have selected the practicable method of treatment, storage, or disposal currently available to me which minimizes the present and future threat to human health and the environment; OR if I am a small quantity generator, I have made a good faith effort to minimize my waste generation and select the best waste management method that is available to me and that I can afford.

GENERATOR

Printed/Typed Name: Dario Palladino
Signature:
Mo. Day Year: 06 30 03

TRANSPORTER

17. Transporter 1 Acknowledgement of Receipt of Materials
Printed/Typed Name: Douglas Fugle
Signature:
Mo. Day Year: 06 30 03

18. Transporter 2 Acknowledgement of Receipt of Materials
Printed/Typed Name
Signature
Mo. Day Year

FACILITY

19. Discrepancy Indication Space
30.33 Tons

20. Facility Owner or Operator: Certification of receipt of hazardous materials covered by this manifest except as noted in Item 19.
Printed/Typed Name: Dario Palladino
Signature:
Mo. Day Year: 06 30 03

MANIFEST - MANIFESTE

This Manifest conforms to all Federal and Provincial transport and environmental legislation requiring manifesting.
Ce manifeste est conforme aux législations fédérale et provinciale sur l'environnement et le transport, requérant un manifeste.

Manifest Reference No. / Nº de référence du manifeste: **9151034-7**

A Consignor (Generator) / Expéditeur (Producteur)
Provincial ID No. / Nº d'id. provincial: NYD002038040
Company name / Nom de l'entreprise: A.K. Allen company inc
Mailing address / Adresse postale — City / Ville — Province — Postal code / Code postal: 255, E 2nd Street Mineola NY 11501
Shipping site address / Origine de l'expédition: 255 E 2nd Street
City / Ville: Mineola — Province: NY — Postal code / Code postal: 11501

Intended consignee / Destinataire prévu: GSI Environnement
Provincial ID No. / No d'id. provincial: 1146767646
Address / Adresse — City / Ville — Province — Postal code / Code postal: 855 rue Pepin Sherbrooke Qc J1L 2P8
Receiving site address / Destination de l'expédition: 855 rue Pepin
City / Ville: Sherbrooke — Province: QC — Postal code / Code postal: J1L 2P8

B Carrier / Transporteur
Provincial ID No. / Nº d'id. provincial: R 519567-3
Company name / Nom de l'entreprise: Dage Etc. Inc
Address / Adresse: 2758 Trombley Rd
City / Ville: Weedsport — Prov.: NY — Postal code / Code postal: 13166

	Registration No. / Nº d'immatriculation	Prov.
Vehicle / Véhicule	13990-PA	NY
Trailer/Rail Car No. 1 / 1er remorque – wagon	AC15548	NY
Trailer/Rail Car No. 2 / 2e remorque – wagon		

Point of entry / Point d'entrée: Lacolle — Point of exit / Point de sortie: Champlain

Carrier Certification: I declare that I have received waste as offered by the consignor in Part A for delivery to the intended consignee and that the information contained in Part B is complete and correct. / Déclaration du transporteur : J'atteste avoir reçu les déchets offerts par l'expéditeur dans la partie A en vue de leur livraison au destinataire choisi et que les renseignements inscrits à la partie B sont exacts et complets.

Year / Année — Month / Mois — Day / Jour: 03 06 30
Name of authorized person (print) / Nom de l'agent autorisé (caractères d'imprimerie): DOUGLAS FUGLE
Signature: Douglas Fugle
Tel. No. / Nº de tél.: (800) 233-2126

Reference nos. of other Manifest(s) used / Nº's de références des autres manifestes utilisés: NYG 1886742

C Consignee (Receiver) / Destinataire (Réceptionnaire)
Provincial ID No. / Nº d'id. provincial:
Consignee information same as Intended Consignee in Part A / L'information à fournir par le destinataire est la même qu'en A
☐ Yes / Oui ☐ No, complete the boxed area below / Non, compléter la boîte ci-dessous
Company name / Nom de l'entreprise
Address / Adresse
City / Ville — Province — Postal code / Code postal
Receiving site address / Destination de l'expédition
City / Ville — Province — Postal code / Code postal

Date received / Date de reception — Year / Année — Month / Mois — Day / Jour
Time / Heure ☐ A.M. ☐ P.M.

Physical state / État physique	Shipping name of waste / Appellation réglementaire du déchet	Waste identification / Identification du déchet: Provincial No. / Nº (Quebec-Ontario only) (Quebec-Ontario seul)	TDGA/PIN LTMD/NIP	Quantity shipped / Quantité expédiée	Units L or kg / unités	Classification	Packing group / Groupe d'emballage	Packaging / Contenants: No. Nbre	Codes int.-ext.	Quantity received / Quantité reçu	Units L or kg / unités	Identify any shipment discrepancy problems. Attach addendum if necessary. / Indiquer toute différence relative à l'expédition. Annexer une feuille au besoin.	Handling code / Code de manutention	Decontamination / Décontamination: Packaging / Contenants Yes Oui	Packaging / Contenants Non	Vehicle / Véhicule Yes Oui	Vehicle / Véhicule No Non
5	Environmentally hazardous waste substance, solid, N.O.S (TCE contaminated soil)	N/A	UN3077	est 20 000	kg	9	III	1	03								

Special handling/Emergency instructions / Manutention spéciale/instructions d'urgence ☐ Attached / Ci-jointes ☐ Below / Ci-dessous
Notice 104769, line 1
Emergency #819-829-0101

Circulation no. – Quebec only / Nº de circulation – Réservée au Québec

If handling code "Other" (specify) / Si code de manutention "divers" (spécifier)
If waste to be transferred, specify intended company name / Si les déchets doivent être transférés, préciser le nom du destinataire
Provincial ID No. / Nº d'id. provincial
Address / Adresse — City / Ville — Prov.

Date shipped / Date d'expédition — Year / Année — Month / Mois — Day / Jour: 03 06 30
Time / Heure ☑ A.M. ☐ P.M.
Scheduled arrival date / Date d'arrivée prévue — Year / Année — Month / Mois — Day / Jour

Consignor Certification: *I declare that the information contained in Part A is correct and complete.*
Déclaration de l'expéditeur : *Je déclare que tous les renseignements à la partie A sont veridiques et complets.*

Name of authorized person (print) / Nom de l'agent autorisé (caractères d'imprimerie): DANA PALLADINO
Signature: Dal amy
Tel. no. / Nº de tél.: (516) 747-5450

Consignee Certification: I declare that the information contained in Part C is correct and complete.
Déclaration du destinataire : Je déclare que tous les renseignements à la partie C sont véridiques et complets.
Name of authorized person (print) / Nom de l'agent autorisé (caractères d'imprimerie)
Signature
Tel. no. / Nº de tél. ( )

DO NOT WRITE IN THIS AREA
NE PAS ÉCRIRE DANS CET ESPACE

MOE 04-1917 (12/01)

Instructions for completion and distribution on reverse / Instructions pour compléter et distribuer au verso

Copy / Copie 1 (white / blanche

GSI ENVIRONNEMENT
855 Pepin Street
Sherbrooke, Quebec J1L 2P8
Tel.: (819) 829-0101 / Fax: (819) 829-2717
E-mail: sherbrooke@gsienv.ca

WASTE TRANSPORTATION MANIFEST

CONTAMINATED ☑
NON CONTAMINATED ☐

CLIENT: Capitol
PROJECT: 2003-55
DATE: / / HOUR:

SHIPPER/LOADING:
NAME: A.K. Allen Comp
ADDRESS: Mineola, NY
TEL.:
CONTACT PERSON: Bo. Iwaskiw

CONSIGNEE/UNLOADING:
NAME: GSI ENVIRONNEMENT INC.
ADDRESS: 855 Pepin Street, Sherbrooke, Quebec, J1L 2P8
TEL.: (819) 829-0101
CONTACT PERSON: Roger D'Amour

TRANSPORTER: Page E.T.C. inc.
DRIVER: Douglas Fuge
I.D. NUMBER: 13996 PA NY
TYPE OF TRUCK: semi
SIGNATURE: Douglas Fuge
QUANTITY:
GROSS MASS: 95,460
MASS OF TRUCK: 34,800 lbs
NET MASS: 60,660 lbs

SOIL ☑ SLUDGE ☐
OTHER ☐

PHYSICAL CONDITION:
DRY ☐ HUMID ☐ MUDDY ☐

TYPE OF RESIDUE: (Description)
CLAY ☐
SAND ☐
GRAVEL ☐

WATER:
APPROX. VOLUME: CUBIC METERS
FREE PHASE: YES ☐ NO ☐

SAMPLES FOR ANALYSIS:
YES ☑ NO ☐
SAMPLE NO.:

CONTAMINANT(S):
VOC ☐ Oil & Grease (Mineral) ☐
PAH ☑ Heavy Metals ☑ copper
OTHERS: ☐

ORGANOLEPTIC OBSERVATIONS:
ODOR:
Light ☐ Average ☐ Persistent ☐
VISUAL:
Normal ☐ Abnormal ☐
COLOUR:

ACCEPTANCE AT RECEIVING SITE:
SIGNATURE:
DATE: 07/01/03
HOUR: 9:35

Liner : Yes ☑ No ☐
Trailer decontamination : Yes ☑ Initials

Weight slip : 17 + 17-A
U.S. Manifest : NYG 1886742
Can. Manifest : 9151034-7

White Copy: Administration Yellow Copy : Customer Gold Copy : Project Manager Pink Copy: Transportation

FLYING J TRAVEL PLAZA

J-SCALE-GUARANTEED WEIGHT

6-29-03

WEIGHED AT:

Rt. 1 Box 222
New Milford, PA. 18834

34000 lb GROSS

Weigh Fee $6.50

GUARANTEE

J-SCALE

Our Seal Means "GUARANTEE

10460 lb | 16000 lb | 8340 lb

Customer: PAGE ETC
Truck # 0894
Trailer # 3359

TICKET NUMBER 17

COMMODITY

x Brooks
WEIGHER SIGNATURE

BIG DOG SCALES

B 11-87 Truck Plaza Inc.
Exit 42 1/4 West on Rt. 11
Champlain, N.Y., 12919
hone 518-298-8866 (518-298-5682 fax)

Date: 6-30-03

mpany Page Tk#

ty State Trl#

17-A

Scale 1	10660 lb	G1
Scale 2	37680 lb	G2
Scale 3	47120 lb	G3
TOTAL	95460 lb	GT

- 2000

WEIGHED ON CARDINAL SCALES

REVENUE CANADA
Customs and Excise

CANADA CUSTOMS INVOICE

Page of

1. Vendor (Name and Address)
A.K. Allen Company Inc.
255 E 2nd St
Mineola, NY

2. Date of Direct Shipment to Canada

3. Other References (Include Purchaser's Order No.)

4. Consignee (Name and Address)
GSI Environment
855 rue Pepin
Sherbrooke, QC J1L 2P8

5. Purchaser's Name and Address (If other than Consignee)
Page E.T.C., INC.
2758 Trombley Rd
Weedsport, NY 13166

6. Country of Transshipment

PARTIES TO THIS TRANSACTION ARE ☐ RELATED ☐ NOT RELATED

7. Country of Origin of Goods
U.S.

IF SHIPMENT INCLUDES GOODS OF DIFFERENT ORIGINS ENTER ORIGINS AGAINST ITEMS IN 12

8. Transportation: Give Mode and Place of Direct Shipment to Canada

9. Conditions of Sale and Terms of Payment (i.e. Sale, Consignment Shipment, Leased Goods, etc.)

10. Currency of Settlement

11. No. of Pkgs	12. Specification of Commodities (Kind of Packages, Marks and Numbers, General Description and Characteristics, i.e. Grade, Quality)	13. Quantity (State Unit)	SELLING PRICE 14. Unit Price	15. Total
1 T/L	Environmentally hazardous substance			.01 ¢

4268 PARS 010376
PAGE E.T.C. INC.

Point of Entry Lacolle

16. If any of fields 1 to 17 are included on an attached commercial invoice, check this box ☐
Commercial Invoice No.

18. Total Weight
Net Gross

17. INVOICE TOTAL
.01¢

19. Exporter's Name and Address (If other than Vendor)

20. Originator (Name and Address)

21. Departmental Ruling (If applicable)

22. If fields 23 to 25 are not applicable, check this box ☐

23. If included in field 17 indicate amount
(i) Transportation charges, expenses and insurance from the place of direct shipment to Canada
$
(ii) Cost for construction, erection and assembly incurred after importation into Canada
$
(iii) Export packing
$

24. If NOT included in field 17 indicate amount
(i) Transportation charges, expenses and insurance to the place of direct shipment to Canada
$
(ii) Amounts for commissions other than buying commissions
$
(iii) Export packing
$

25. Check (if applicable)
(i) Royalty payments or subsequent proceeds are paid or payable by the purchaser ☐
(ii) The purchaser has supplied goods or services for use in the production of these goods ☐

DEPARTMENT OF NATIONAL REVENUE - CUSTOMS AND EXCISE
CUSTOM CLEARANCE BY

Revised April 13 1994

For Sale by S. M. HEWITT (Sarnia) Limited, Custom House Brokers, Sarnia, Ontario, Canada

Premier Environmental Services.

DATA USABILTY SUMMARY REPORT (DUSR)
OF THE
AK ALLEN SITE
MINEOLA, NEW YORK

ORGANIC AND
INORGANIC ANALYSES IN
NON-AQUEOUS SAMPLES

ACCUTEST LABORATORIES, INC.
DAYTON, NEW JERSEY

REPORT NUMBER:
N41180

February, 2004

Prepared for
C.A. Rich Consultants, Inc.
Plainview, New York

Prepared by
Premier Environmental Services
2815 Covered Bridge Road
Merrick, New York 11566
(516)223-9761

NYS DEC Data Usability Summary Report

DATA VALIDATION FOR:	Volatile Organic Analyses, Base Neutral Semivolatile Organic Analyses, Polychlorinated Biphenyl Analyses
SITE:	AK Allen Mineola, NY
CONTRACT LAB:	Accutest Laboratories, Inc. Dayton, New Jersey
REVIEWER:	Renee Cohen
DATE REVIEW COMPLETED:	February, 2004
MATRIX:	Non-Aqueous

The data validation was performed according to the guidelines in the described in the New York State Department of Environmental Conservation, Division of Environmental Remediation, Guidance for the Development of Data Usability Summary Reports (DUSR). In addition the data was been reviewed using the protocol specified in the NYS Analytical Services Protocol ('95).

All data are considered valid and acceptable except those analytes which have been rejected "R" (unreliable/unusable). Due to various QC problems some analytes may have been qualified with a "J" (estimated), "N" (presumptive evidence for the presence of the material, "U" (non-detect), or "JN" (presumptive evidence for the presence of the material at an estimated value) flag. All actions are detailed on the attached sheets.

Several factors should be noted for all persons using this data. Persons using this data should be aware that no result is guaranteed to be accurate even if it has passed all QC tests. The main purpose of this review is to appropriately qualify outliers and to determine whether the results presented meet the specific site/project criteria for data quality and data use.

This data set includes two (2) soil samples collected June 11, 2003. All of the samples in this data set were reviewed/validated in this DUSR report. The soil samples are summarized in Table 1 of this report. All of the samples were shipped to Accutest Laboratories, located in Dayton, New Jersey. The samples were received at the laboratory on June 12, 2003. All samples were received in good condition. The samples were analyzed for Volatile Organic Analytes (EPA Method 8260), Base Neutral Semivolatile Organic Analytes (BN SVOA-EPA Method 8270) and Polychlorinated Biphenyl's (PCB's) (EPA Method 8082) as specified on the Chain of Custody (COC) documentation that accompanied the samples to the laboratory. A copy of the COC documents associated with each data set is located in Appendix C of this report. In addition, the samples were analyzed for RCRA Metals. The inorganic data review is located in the Inorganic Data Usability Summary Report.

DATA USABILITY SUMMARY REPORT (DUSR)
AK ALLEN SITE

1. OVERVIEW:

The soil samples associated with this data set were submitted to the laboratory for the analyses requested on the Chain of Custody (COC) documentation. The samples were analyzed for the organic analytes using EPA Test Methods for the Evaluation of Solid Waste (SW 846), Method 8260/8270/8082. The laboratory provided a deliverables package in accordance with the guidelines in the NYSDEC ASP, Rev '95, Category B.

Two (2) soil samples were collected June 11, 2003. The samples were received at the laboratory on June 12, 2003. All were reviewed/validated for Volatile Organic Analytes, Base Neutral Semivolatile Organic Analytes and Polychlorinated Biphenyl's (PCB's).

2. HOLDING TIME:

The amount of an analyte in a sample can change with time due to chemical instability, degradation, volatilization, etc. If the specified holding time is exceeded, the data may not be valid. Preserved volatile organic analyses are required to be analyzed within 10 days of validated time of sample receipt (VTSR) in accordance with the NYSDEC ASP, Rev '95. The technical holding time for properly preserved aqueous and non-aqueous samples is 14 days from collection. Base Neutral Semivolatile Organic and Polychlorinated Biphenyl samples are to be prepared/extracted within five (5) days of validated time of sample receipt (VTSR) in accordance with the NYSDEC ASP, Rev '95. The technical holding time for properly samples is to prepare the aqueous samples within 7 days of collection and the soil samples within fourteen days of collection.

Volatile Organic Analyses

The two (2) soil samples in this data set were analyzed for Volatile Organic Analytes. The samples and associated QC samples were analyzed within the ten (10) days of VTSR.

Base Neutral Semivolatile Organic Analyses

The two (2) soil samples in this data set were validated. The soil samples were extracted in one (1) batch on June 15, 2003. The samples were analyzed on June 16, 2003. The soil samples were prepared and analyzed within the NYS DEC ASP holding time.

Polychlorinated Biphenyl Analyses

The two (2) soil samples in this data set were validated. The soil samples were prepared in one (1) batch on June 12, 2003. All of the samples in this data set were prepared and analyzed within the NYS DEC ASP holding time.

DATA USABILITY SUMMARY REPORT (DUSR)
AK ALLEN SITE

3. SURROGATES:

All samples are spiked with surrogate compounds prior to sample preparation to evaluate the overall laboratory performance and the efficiency of the analytical technique. If the measured surrogate concentrations are outside the QC limits, qualifiers were applied to the effected samples.

Volatile Organic Analyses – Each sample was spiked with the surrogate compounds 1,2-Dichloroethane-d4, 4-Bromofluorobenzene, Toluene-d8 and Dibromofluoromethane. In-house surrogate recovery limits were reported by the laboratory. The percent recovery of each surrogate met QC criteria in each of the soil samples in this data set.

Base Neutral Semivolatile Organic Analyses – Each sample was spiked with the base neutral surrogate compounds Nitrobenzene-d5, 2-Fluorobiphenyl and Terphenyl-d14. The percent recovery of each surrogate met QC criteria in each of the validated sample analyses in this data set.

Polychlorinated Biphenyl Analyses - Each sample was spiked with the surrogate compounds Tetrachloro-m-xylene and Decachlorobiphenyl. In-house surrogate recovery limits were reported by the laboratory. All surrogate recoveries associated with the validated samples met QC criteria.

4. MATRIX SPIKE/SPIKE DUPLICATE, MS/MSD:

The MS/MSD data are generated to determine the long term precision and accuracy of the analytical method in various matrices. The MS/MSD may be used in conjunction with other QC criteria for additional qualification of data. The laboratory used the in-house generated recovery criteria and RPD (precision) data for reporting purposes.

Volatile Organic Analyses

Batch QC was utilized for the soil Matrix Spike/Matrix Spike Duplicate samples associated with this data set. Data was not qualified based on the percent recovery and relative percent difference in batch QC sample data.

Base Neutral Semivolatile Organic Analyses

Batch QC was utilized for the soil Matrix Spike/Matrix Spike Duplicate samples associated with this data set. Data was not qualified based on the percent recovery and relative percent difference in batch QC sample data.

Polychlorinated Biphenyl Analyses

Batch QC was utilized for the soil Matrix Spike/Matrix Spike Duplicate samples associated with this data set. Data was not qualified based on the percent recovery and relative percent difference in batch QC sample data.

DATA USABILITY SUMMARY REPORT (DUSR)
AK ALLEN SITE

5. BLANK SPIKE ANALYSIS:

The NY ASP protocol requires that a blank spike analysis be performed with each sample batch. The blank spike analysis is used to insure that the analytical system is in control. The laboratory applied in-house recovery limits for each analyte.

Volatile Organic Analytes

The laboratory reported one (1) blank spike sample with this data set. The blank spike sample was fortified with all reported analytes. The spike recovery of each analyte in the blank spike sample met QC criteria.

Base Neutral Semivolatile Organic Analytes

The laboratory prepared and analyzed one (1) soil blank spike analysis with this data set. The sample was spiked with all reported analytes. All spike recoveries in the blank spike sample met QC criteria.

Polychlorinated Biphenyl Analyses

The laboratory performed one blank spike analysis with this data set. The sample was spiked with Aroclor 1016 and Aroclor 1260. All spike recoveries in the blank spike sample met QC criteria.

6. BLANK CONTAMINATION:

Quality assurance (QA) blanks, such as the method, trip, field, or rinse blanks are prepared to identify any contamination that may have been introduced into the samples during sample preparation or field activity. Method blanks measure laboratory contamination. Trip blanks measure cross-contamination of samples during shipment. Field blanks measure cross-contamination of samples during field operations. Samples are then qualified based on blank contamination when detected.

A) Method Blank contamination

Volatile Organic Analyses

One (1) soil method blank samples are associated with this data set. It was free from contamination of target analytes. The soil method blank contained Carbon Dioxide, reported as a non-target (TIC) analyte. Carbon Dioxide was detected in each of the soil samples. Carbon Dioxide has been negated in each of the soil samples and qualified "U".

Qualified data result pages are located in Appendix B of this report.

DATA USABILITY SUMMARY REPORT (DUSR)
AK ALLEN SITE

6. BLANK CONTAMINATION (cont'd):

A) Method Blank contamination

Base Neutral Semivolatile Organic Analyses

One (1) soil method blank sample is associated with the validated samples in this data set. The soil method blank analyzed on Instrument F was free from contamination of all target analytes. Aldol Condensation Products (ACP) and system artifacts at retention time 4:46, 4:52, 5:23 and 27.28 minutes were detected in this method blank sample. Accutest Laboratories did not qualify the ACP on the sample result forms with a "B" to indicate that they were blank contaminants, however, they were not added when total TIC's detected were reported for each sample. These reported TIC's were detected in each of the validated soil samples in this data set. When detected, these ACP's and system artifacts have been negated and qualified "U".

Qualified data result pages are located in Appendix B of this report.

Polychlorinated Biphenyl Analyses

One (1) soil method blank is associated with the validated samples in this data set. It was free from contamination of all target analytes.

B) Field Blank contamination

Volatile Organic Analyses

A Field Blank sample is not associated with this data set.

Base Neutral Semivolatile Organic Analyses

A Field Blank sample is not associated with this data set.

Polychlorinated Biphenyl Analyses

A Field Blank sample is not associated with this data set.

C) Trip Blank contamination

Volatile Organic Analyses

A Trip Blank sample is not associated with this data set.

DATA USABILITY SUMMARY REPORT (DUSR)
AK ALLEN SITE

7. GC/MS CALIBRATION:

Satisfactory instrument calibration is established to ensure that the instrument is capable of producing acceptable quantitative data. An initial calibration demonstrates that the instrument is capable of giving acceptable performance at the beginning of an experimental sequence. The continuing calibration verifies that the instrument is giving satisfactory daily performance. USEPA data validation criteria is the same for all analytes in both GC/MS Volatile and GC/MS Semivolatile Organic analyses, therefore, all text discussion is for VOA and SVOA samples analyses.

A) RESPONSE FACTOR

The response factor measures the instrument's response to specific chemical compounds. USEPA data review requires that the response factor of all analytes be greater than or equal to 0.05 in both initial and continuing calibration analyses. A value less than 0.05 indicates a serious detection and quantitation problem (poor sensitivity). USEPA data validation criteria states that if the minimum RRF criteria is not met in an initial calibration the positive results are qualified "J". Non detect results in the initial calibration with a RRF <0.05 are qualified "R", unusable. If RRF criteria is not met in the continuing calibration curve analysis, effected positive analytes will be qualified "J" estimated. Those analytes not detected are not qualified. The SW-846 Methods cite specific analytes known as System Performance Check Compounds (SPCC). Minimum response criteria is set for these analytes. If the minimum criteria is not met, analyses must stop and the source of problems must be found and corrected. Data associated with this set has been reviewed for the criteria in the cited in the EPA Method and the USEPA criteria.

Volatile Organic Analyses

One (1) initial calibration curve is associated with this data set. The laboratory performed an initial multi-level soil calibration on June 2, 2003 (Inst.G). The RRF for all target compounds met QC criteria in this initial calibration curve.

One (1) soil continuing calibration standard is associated with this data set. All response factors of the target analytes met QC criteria in this continuing calibration standard analysis.

Base Neutral Semivolatile Organic Analyses

One (1) initial calibration curve is associated with this data set. The laboratory performed the initial multi level calibration on June 12, 2003 (Inst. F). The RRF for all target compounds met QC criteria in this initial calibration curve.

One (1) continuing calibration standard is associated with this data set. The response factor of all target analytes met QC criteria in the continuing calibration standard analysis.

DATA USABILITY SUMMARY REPORT (DUSR)
AK ALLEN SITE

7. GC/MS CALIBRATION (cont'd)

B) PERCENT RELATIVE STANDARD DEVIATION (RSD) AND PERCENT DIFFERENCE (%D):

Percent RSD is calculated from the initial calibration and is used to indicate the stability of the specific compound response factor over increasing concentration. Percent D compares the response factor of the compounds in the continuing calibration standard to the mean response factor (RRF) from the initial calibration. Percent D is a measure of the instrument's daily performance. Region II data validation criteria states that the percent RSD of the initial calibration curve must be less than or equal to 30%. The %D must be <25% in the continuing calibration standard. This criteria has been applied to all target analytes. A value outside of these limits indicates potential detection and quantitation errors. For these reasons, all positive results are flagged as estimated, "J" and non-detects may be flagged "UJ", based on professional judgement. If %RSD and %D grossly exceed QC criteria (>90%), non-detects data may be qualified "R", unuseable. Data associated with this set has been reviewed for the criteria in the cited in the USEPA Data Validation Guidelines.

Volatile Organic Analyses

One (1) initial calibration curve is associated with this data set. The laboratory performed one (1) initial multi level soil calibration curve on June 2, 2003 (Inst.G). The %RSD for all target compounds met QC criteria in this initial calibration curve.

One (1) soil continuing calibration standard is associated with this data set. All % Difference criteria were met for all target analytes in this continuing calibration standard analysis.

Base Neutral Semivolatile Organic Analyses

One (1) initial calibration curve is associated with this data set. The laboratory performed the initial multi level calibration curve on June 12, 2003 (Inst. F). The %RSD criteria were met for all target compounds in the initial calibration curve with the exception of Hexachlorocyclopentadiene (33.95%). This analyte has been qualified "UJ/J" estimated, in each of the soil samples in this data set.

Qualified data result pages are located in Appendix B of this report.

One (1) continuing calibration standard is associated with this data set. All %Difference/Deviation criteria were met for the target analytes in this continuing calibration standard analysis.

DATA USABILITY SUMMARY REPORT (DUSR)
AK ALLEN SITE

8. GC CALIBRATION

GC Calibration of the PCB's was performed in accordance with the USEPA SW846 method. All analyses are performed using a single injection with a splitter and dual column (ZB1-ZB-1701) analysis. This included the analysis of a six-point calibration curve of Aroclor 1260 and Aroclor 1016. The Aroclor calibration factors and retention time windows are established. The %RSD of each peak must be less than 20% in the initial calibration curve analysis. One (1) single mid-level calibration standard was analyzed for each of the other Aroclors reported. Continuing calibration is performed after each ten (10) field samples. %Deviation is calculated. Review of continuing calibration standard is performed. Data qualifiers were applied when QC criteria was not met. Instrument and calibration criteria are then summarized on laboratory generated forms that were included in the data report for review.

One (1) initial calibration curve is associated with this data set. The initial calibration curve associated with the validated samples was analyzed May 24, 2003. All calibration data associated with the validated samples met QC criteria in terns of response factor and %RSD.

Two (2) continuing calibration standard analyses are associated with the validated samples. All QC criteria were met in each of the continuing calibration standard analyses.

9. GC/MS MASS SPECTROMETER TUNING:

Tuning and performance criteria are established to ensure adequate mass resolution, proper identification of compounds, and to some degree, sufficient instrument sensitivity. These criteria are not sample specific. Instrument performance is determined using standard materials. Therefore, these criteria should be met in all circumstances. The tuning standard for volatile organics is Bromofluorobenzene (BFB). The tuning compound for semivolatile organic analyses is decafluorotriphenylphosphine (DFTPP). If the mass calibration is in error, or missing, all associated data will be classified as unusable, "R".

Volatile Organic Analyses/Base Neutral Semivolatile Organic Analyses – All Instrument Tuning criteria was met for these sample analyses.

10. GC/MS INTERNAL STANDARDS PERFORMANCE:

Internal standard (IS) performance criteria ensure that the GC/MS sensitivity and response are stable during every run. The method recommends that the internal standard area count must not vary by more than a factor of 2 (-50%to +100%) from the associated continuing calibration standard. The method recommends that the retention time of the internal standard must not vary more than ±30 seconds from the associated continuing calibration standard. The EPA CLP validation guidelines state that if the area count is outside the (-50% to +100%) range of the associated standard, all of the positive results for compounds quantitated using that IS are qualified estimated, "J", and all non-detects below 50% are qualified "UJ", non detects above 100% should not be qualified or "R" if there is a severe loss of sensitivity. The internal standard evaluation criteria are applied to all field and QC samples.

Volatile Organic Analyses

All samples were fortified with the internal standards Tert Butyl Alcohol-d9, Pentafluorobenzene, 1,4-Difluorobenzene, Chlorobenzene-d5 and 1,4-Dichlorobenzene-d4. All internal standard area criteria were met for the validated samples in this data set.

DATA USABILITY SUMMARY REPORT (DUSR)
AK ALLEN SITE

10. GC/MS INTERNAL STANDARDS PERFORMANCE (cont'd)

Base Neutral Semivolatile Organic Analyses

The validated samples were fortified with the internal standards 1,4-Dichlorobenzene-d4, Naphthalene-d8, Acenaphthene-d10, Phenanthrene-d10, Chrysene-d12 and Perylene-d12. All Internal Standard QC criteria were met for the validated samples in this data set.

11. COMPOUND IDENTIFICATION:

Target compounds are identified on the GC/MS by using the analyte's relative retention time (RRT) and by comparison to the ion spectra obtained from known standards. For the results to be a positive hit, the sample peak must be within ± 0.06 RRT units of the standard compound, and have an ion spectra which has a ratio of the primary and secondary ion intensities with 20% of that in the standard compound. Target compounds are identified on the GC by using the analytes retention time. Concentration is quantitated from the initial calibration curve.

Volatile Organic Analyses

All of the soil samples reported the VOA 8260 analytes specified on the COC documents. In addition, the analytes 1,2,4-Trimethylbenzene and 1,3,5-Trimethylbenzene were reported. A Library Search was performed and reported with all samples in this data set. The laboratory reported the target analytes to the determined method detection limit. All validated samples were analyzed and reported without dilution except where noted below. All soil sample data was reported on a dry weight basis.

Sample EP-24 L was reported without dilution. A number of non-target analytes are reported in this sample (concentration: 342 ug/kg J). The sample chromatogram exhibited matrix interference in the form of additional non-target compound peaks.

Base Neutral Semivolatile Organic Analyses

The laboratory reported the Base Neutral Semivolatile target analytes to the determined method detection limit. A Library Search was performed and reported with all samples in this data set. The validated samples were analyzed and reported without dilution. All soil sample data was reported on a dry weight basis.

The validated soil samples were prepared and analyzed in accordance with the method cited. The soil samples were prepared using approximately 30 grams of sample. A number of the sample chromatograms exhibited matrix interference in the form of a "hump". The samples also contained a number of non-target compounds/alkanes. These alkanes were reported as TIC's on the data result pages.

Polychlorinated Biphenyl Analyses

Samples were prepared and analyzed in accordance with the method cited. Samples were extracted using approximately 30 grams of soil. The final volume of the extract was ten (10) mls. The sample extracts were Acid and Copper cleaned prior to sample analysis in order to reduce any sample matrix interference. Soil sample data results are reported on a dry weight basis. The PCB data in this sample set did not require data qualification.

DATA USABILITY SUMMARY REPORT (DUSR)
AK ALLEN SITE

12. OVERALL ASSESSMENT:

Analytical QC criteria were met for these analyses. The laboratory provided a complete data package and reported all data using acceptable protocols and laboratory qualifiers as defined in the report package. All soil sample data was reported on a dry weight basis.

The sample data results reported in this data set are acceptable for use, with the noted data qualifiers.

NYS DEC Data Usability Summary Report

DATA VALIDATION FOR:	**RCRA Metals**
SITE:	**AK Allen** **Mineola, NY**
CONTRACT LAB:	**Accutest Laboratories** **Dayton, New Jersey**
REVIEWER:	**Renee Cohen**
DATE REVIEW COMPLETED:	**February, 2004**
MATRIX:	**Non-Aqueous**

This data assessment is for two (2) soil samples collected on June 11, 2003. The validated samples are summarized in Table 1 of this report. All of the samples were collected and shipped to Accutest Laboratories, located in Dayton, New Jersey. The COC indicated which samples were to be analyzed for the RCRA Metals group. A copy of the COC documents associated with the data set is located in Appendix C of this report. These samples were analyzed for some organic parameters. The data review associated with the organic analyses is located in the Organic Data Usability Report (DUSR).

The data evaluation was performed according to the guidelines noted in the "National Functional Guidelines for Inorganic Data Review, February 1994 and the NYSDEC ASP. A Data Usability Summary Report (DUSR) has been prepared in accordance with the guidelines of the New York State Division of Environmental Remediation.

Several factors should be noted for all persons using this data. Persons using this data should be aware that no result is guaranteed to be accurate even if it has passed all QC tests. The main purpose of this review is to appropriately qualify outliers and to determine whether the results presented meet the specific site/project criteria for data quality and data use.

Table 1 of this report contains a cross reference between the Field Sample ID's and the Laboratory Sample ID's.

Appendix A of this Data Usability Summary Report (DUSR) contains a summary of the data qualifiers that may be used in the report. Appendix B contains the qualified data result pages. Appendix C contains the Chain of Custody (COC) documents associated with this data set.

DATA USABILITY SUMMARY REPORT (DUSR)
AK ALLEN SITE

1. OVERVIEW

Two (2) soil samples were collected June 11, 2003 and delivered to Accutest Laboratories, Inc. The samples were received at the laboratory on June 12, 2003. A list of the reviewed samples is located in Table 1 of this report.

2. HOLDING TIME

The amount of an analyte in a sample can change with time due to chemical instability, degradation, volatilization, etc. If the specified holding time is exceeded, the data may not be valid. Metals with the exception of Mercury, are required to be digested and analyzed within 180 days of Verified Time of Sample Receipt (VTSR). Mercury samples are to be digested and analyzed within 26 days of VTSR.

All sample analyses associated with Project ID: N41180 were prepared/digested and analyzed within the proper holding time.

3. CALIBRATION ANALYSIS

Inductively Coupled Plasma (ICP) was utilized for these analyses. The ICP was calibrated using a single point standard as required by the manufacturer. An initial calibration verification (ICV) standard was then analyzed to verify instrument calibration. The soil samples in this data set were analyzed in two (2) analytical sequences. The sequence analyzed June 13, 2003 was used to analyze the soil samples, however, the data was not reported due to QC outliers. The samples were reanalyzed in an acceptable ICP sequence on June 14, 2003. Both data sets were provided in the laboratory report for review. An additional ICP sequence was analyzed on June 26, 2003. This sequence was used to report Batch QC sample data. Recoveries of the ICV standards associated with each of the analytical sequences met QC criteria. One continuing calibration verification (CCV) standard was then analyzed after each ten (10) field samples in each sequence. All CCV percent recoveries met QC criteria in each of the analytical sequences.

Analysis for Cold Vapor Mercury is calibrated using multi point standards and calculating the correlation coefficient of the curve. One of the calibrations standards must be analyzed at the CRDL. One (1) analytical sequence is associated with the soil samples in this data set. The sequence was analyzed on June 13, 2003. All initial calibration criteria were met in this sequences. Continuing calibration standard analysis was performed using a mid point standard and calculating the concentration of the standard in terms of recovery from the initial calibration curve. All continuing calibration analyses associated with this sequence met QC criteria.

4. CRDL STANDARD

The CRDL standard is used for the verification of instrument linearity near the CRDL. The CRDL standard control limits are 80%-120% recovery. If the CRDL standard falls outside of the control limits, associated data less than or equal to the 10X the CRDL are qualified estimated (J or UJ) or rejected (R) depending on the recovery of the CRDL standard and the concentration of the analyte in the sample. If the recovery of the CRDL standard is greater than 120% and the result is above the reporting limit the data results were qualified "K" biased high. If the recovery of the CRDL standard is greater than 120% and the result is reported ND, the data results are acceptable and no qualification is applied.

The ICP CRDL standards associated with the soil sequence analyzed June 13, 2003 met QC criteria with the exception of Arsenic (138%, 134%). Reported sample data was not associated with this sequence, therefore, no action was taken.

The ICP CRDL standards associated with the soil sequence analyzed June 14, 2003 met QC criteria with the exception of Arsenic (128%) and Selenium (135%). The qualifier "J" estimated has been applied to the positive sample results of Arsenic and Selenium in the associated soil samples.

Qualified data result pages are located in Appendix B of this report.

5. INTERFERENCE CHECK STANDARD

The Interference Check Standard (ICS) is used to verify the laboratory interelement and background correction factors of the ICP. Two solutions comprise the ICS A and ICS AB. Solution A consists of the interferent metals while solution AB is the group of target analytes and the interferents metals. An ICS analysis consists of analyzing both solutions consecutively for all wavelengths used for each analyte reported by ICP.

The ICSA and ICSAB recoveries associated with each of the ICP analytical sequences met QC criteria.

6. MATRIX SPIKE/MATRIX SPIKE DUPLICATE (MS/MSD) ANALYSIS

The spike sample analysis provides information about the effect of the sample matrix upon the digestion and measurement methodology. The spike control limits are 75%-125% when the sample concentration is less than four (4) times the spike added. If the matrix spike recoveries fall in the range of 30%-74%, the sample results are may be biased low and are qualified as estimated (J or UJ). If the matrix spike recoveries fall in the range of 126%-200%, sample results may be biased high. Positive results are qualified estimated (J). If the spike recovery is greater than 125% and the reported sample results are less than the IDL the data point is acceptable for use. If the matrix spike recovery is greater than 200%, the associated sample data are unusable and are rejected (R). If matrix spike results are less than 30%, the associated non-detect results are qualified unusable and rejected (R), and the results reported above the IDL are qualified estimated (J).

The soil samples were prepared for ICP analysis in one batch. MS/MSD analysis was performed on sample EP-24 L. All Percent Recoveries and Relative Percent Differences of the MS/MSD results met QC criteria.

One blank spike sample analysis was prepared with the digestion batch. The blank spike was fortified with all analytes of interest. All spike recoveries met QC criteria in each of the blank spike samples.

The CVAA samples in this data set were prepared in one (1) batch. Sample EP-20 U was utilized for the MS/MSD sample analysis. All Percent Recoveries and Relative Percent Differences of the MS/MSD results met QC criteria.

Blank spike sample analysis was also prepared with each digestion batch. The blank spike was fortified with Mercury. The Mercury recovery met QC criteria in the blank spike sample.

7. POST DIGESTION SPIKE ANALYSIS

The post digestion spike sample analysis provides additional information about the effect of the sample matrix upon the digestion and measurement methodology. The post digestion spike is performed for each analyte that the pre-digestion spike recovery falls outside the 75-125% control limit.

Accutest Laboratories did not perform post digestion spike analysis with the soil samples in this data set. Post spike digestion spike analysis was not necessary for the samples in this data set.

8. DUPLICATE SAMPLE ANALYSIS

The laboratory duplicate sample analysis is used to evaluate the laboratory precision of the method for each analyte. If the duplicate sample analysis results for a particular analyte fall outside the control windows of 20% RPD or +/- CRDL, whichever is appropriate depending upon the concentration of the sample, the associated sample results are qualified "J" estimated.

Accutest Laboratories did not perform sample duplicate analysis, however, matrix spike analysis was performed in duplicate. Sample EP-24 L was used for the site-specific ICP MS/MSD analysis. All RPD's met QC criteria in this MS/MSD sample set. Sample EP-20 U was utilized for the Mercury MS/MSD sample analysis. The Relative Percent Difference (RPD) of the MS and MSD analysis met QC criteria.

9. ICP SERIAL DILUTION

The serial dilution analysis indicates whether significant physical or chemical interference's exist due to the sample matrix. If the concentration of any analyte in the original sample is greater than 50 times the instrument detection limit (IDL), an analysis of a 5-fold dilution samples must yield results which have a percent difference (%D) of less than or equal to 10 with the original sample results. If the %D of the serial dilution exceeds the 10% (and is not greater than 100%) for a particular analyte, all the associated sample results are qualified estimated (J).

Sample EP-24 L was utilized for the ICP digestion batch. All QC criteria were met in this ICP Serial Dilution analysis.

10. BLANKS

Blank analyses are assessed to determine the existence and magnitude of contamination problems. The criteria for the evaluation of blanks applies to all blanks, including but not limited to reagent blanks, method blanks and field blanks. The responsibility for action in the case of an unsuitable blank result depends upon the circumstances and the origin of the blank itself. If the problem with any blank exists, then all associated data must be carefully evaluated to determine whether there is inherent variability in the data for that case, or the problem is an isolated occurrence not affecting other data.

ICP Metals – The samples in this data set were prepared in one (1) batch on June 13, 2003. Target analytes were not detected in this method blank sample.

Mercury Analyses – The validated samples in this data set was prepared in one (1) batch on June 13, 2003. The method blank sample was free from contamination of Mercury.

11. LABORATORY CONTROL SAMPLE ANALYSIS (LCS)

The laboratory control sample (LCS) analysis provides information about the efficiency of the laboratory digestion procedure. If the recovery of any analyte is outside the established control limits, then laboratory performance and method accuracy are in question. Professional judgment is used to determine of data should be qualified or rejected.

Accutest Laboratories prepared and analyzed an LCS sample with each soil digestion batch associated with this data set. Commercial percent recoveries were used for the review of soil LCS data. All soil LCS recoveries met QC limits in each of the ICP and Mercury digestion batches associated with this data set.

12. INSTRUMENT QC DATA

The laboratory is required by the method to perform specific instrument verification tests on a specific timeframe. Based on a review of the QC summary forms included in the data report, Accutest Laboratories performed the required studies specified by the method.

13. SYSTEM PERFORMANCE AND OVERALL ASSESSMENT

This data set included the review of analysis of two (2) soil samples. The RCRA list of metals was reported. All sample data was reported in accordance with the cited method. All RCRA metals results were reported without additional dilution. Soil sample results are reported on a dry weight basis. The laboratory provided a complete data package and reported all data using acceptable protocols and laboratory qualifiers as defined in the report package. All soil sample data was reported on a dry weight basis.

Analytical QC criteria were met for these analyses. The data reported agrees with the raw data provided in the final report. The data associated with this data set is acceptable for use with the noted data qualifiers. Data qualifiers have been applied to this data set based on the guidelines in the cited EPA documents. A description of the qualifiers and decision for them is detailed in the above report.

TABLE 1

2815 COVERED BRIDGE ROAD, MERRICK, NEW YORK 11566
(516) 223-9761 • FAX (516) 223-0983

Premier Environmental Services.

CLIENT SAMPLE ID	LABORATORY SAMPLE ID
EP-20 U	N41180-1
EP-24 L	N41180-2

2815 COVERED BRIDGE ROAD, MERRICK, NEW YORK 11566
(516) 223-9761 • FAX (516) 223-0983

APPENDIX A

2815 COVERED BRIDGE ROAD, MERRICK, NEW YORK 11566
(516) 223-9761 • FAX (516) 223-0983

DATA QUALIFIER DEFINITIONS

U - The analyte was analyzed for, but was not detected above the reported sample quantitation limit.

J - The analyte was positively identified; the associated numerical value is the approximate concentration of the analyte in the sample.

N - The analysis indicates the presence of an analyte for which there is presumptive evidence to make a "tentative identification."

NJ - The analysis indicates the presence of an analyte that has been "tentatively identiifed" and the associated numerical value represents its approximate concentration.

UJ - The analyte was not detected above the reported sample quantitation limit. However, the reported quantitation limit is approximate and may or may not represent the actual limit of quantitation necessary to accurately and precisely measure the analyte in the sample.

R - The sample results are unreliable/unuseable. The presence or absence of the analyte cannot be verified.

K – The analyte is present. The reported value may be biased high. The actual value is expected to be lower than reported.

L - The analyte is present. The reported value may be biased low. The actual value is expected to be higher than reported.

UL – The analyte was not detected, and the reported quantitation limit is probably higher than reported.

2815 COVERED BRIDGE ROAD, MERRICK, NEW YORK 11566
(516) 223-9761 • FAX (516) 223-0983

APPENDIX B

2815 COVERED BRIDGE ROAD, MERRICK, NEW YORK 11566
(516) 223-9761 • FAX (516) 223-0983

Accutest Laboratories

Report of Analysis

Client Sample ID:	EP-20 U		
Lab Sample ID:	N41180-1	**Date Sampled:**	06/11/03
Matrix:	SO - Soil	**Date Received:**	06/12/03
Method:	SW846 8260B	**Percent Solids:**	88.8
Project:	AK Allen, 255 East 2nd Street, Mineola, NY		

	File ID	DF	Analyzed	By	Prep Date	Prep Batch	Analytical Batch
Run #1	G60246.D	1	06/13/03	SJM	n/a	n/a	VG3272
Run #2							

	Initial Weight
Run #1	4.7 g
Run #2	

VOA TCL List

CAS No.	Compound	Result	RL	MDL	Units	Q
67-64-1	Acetone	12.7	12	8.4	ug/kg	
71-43-2	Benzene	ND	1.2	0.25	ug/kg	
75-27-4	Bromodichloromethane	ND	6.0	0.39	ug/kg	
75-25-2	Bromoform	ND	6.0	0.73	ug/kg	
74-83-9	Bromomethane	ND	6.0	0.95	ug/kg	
78-93-3	2-Butanone (MEK)	ND	12	4.4	ug/kg	
75-15-0	Carbon disulfide	ND	6.0	2.0	ug/kg	
56-23-5	Carbon tetrachloride	ND	6.0	1.3	ug/kg	
108-90-7	Chlorobenzene	ND	6.0	1.2	ug/kg	
75-00-3	Chloroethane	ND	6.0	1.6	ug/kg	
67-66-3	Chloroform	ND	6.0	0.50	ug/kg	
74-87-3	Chloromethane	ND	6.0	0.75	ug/kg	
124-48-1	Dibromochloromethane	ND	6.0	0.32	ug/kg	
75-34-3	1,1-Dichloroethane	ND	6.0	0.39	ug/kg	
107-06-2	1,2-Dichloroethane	ND	6.0	0.68	ug/kg	
75-35-4	1,1-Dichloroethene	ND	6.0	0.48	ug/kg	
156-59-2	cis-1,2-Dichloroethene	ND	6.0	0.40	ug/kg	
156-60-5	trans-1,2-Dichloroethene	ND	6.0	0.40	ug/kg	
78-87-5	1,2-Dichloropropane	ND	6.0	0.92	ug/kg	
10061-01-5	cis-1,3-Dichloropropene	ND	6.0	0.34	ug/kg	
10061-02-6	trans-1,3-Dichloropropene	ND	6.0	0.24	ug/kg	
100-41-4	Ethylbenzene	ND	1.2	0.16	ug/kg	
591-78-6	2-Hexanone	ND	6.0	0.82	ug/kg	
108-10-1	4-Methyl-2-pentanone(MIBK)	ND	6.0	1.4	ug/kg	
75-09-2	Methylene chloride	ND	6.0	0.59	ug/kg	
100-42-5	Styrene	ND	6.0	1.2	ug/kg	
79-34-5	1,1,2,2-Tetrachloroethane	ND	6.0	0.51	ug/kg	
127-18-4	Tetrachloroethene	ND	6.0	0.27	ug/kg	
108-88-3	Toluene	ND	1.2	0.82	ug/kg	
71-55-6	1,1,1-Trichloroethane	ND	6.0	0.36	ug/kg	
79-00-5	1,1,2-Trichloroethane	ND	6.0	0.46	ug/kg	
79-01-6	Trichloroethene	ND	6.0	0.26	ug/kg	

ND = Not detected MDL - Method Detection Limit
RL = Reporting Limit
E = Indicates value exceeds calibration range

J = Indicates an estimated value
B = Indicates analyte found in associated method blank
N = Indicates presumptive evidence of a compound

Report of Analysis

Client Sample ID:	EP-20 U		
Lab Sample ID:	N41180-1	**Date Sampled:**	06/11/03
Matrix:	SO - Soil	**Date Received:**	06/12/03
Method:	SW846 8260B	**Percent Solids:**	88.8
Project:	AK Allen, 255 East 2nd Street, Mineola, NY		

VOA TCL List

CAS No.	Compound	Result	RL	MDL	Units	Q
95-63-6	**1,2,4-Trimethylbenzene**	ND	6.0	0.33	ug/kg	
108-67-8	**1,3,5-Trimethylbenzene**	ND	6.0	0.34	ug/kg	
75-01-4	Vinyl chloride	ND	6.0	0.49	ug/kg	
1330-20-7	Xylene (total)	ND	2.4	0.54	ug/kg	

CAS No.	Surrogate Recoveries	Run# 1	Run# 2	Limits
1868-53-7	Dibromofluoromethane	93%		71-117%
17060-07-0	1,2-Dichloroethane-D4	83%		62-124%
2037-26-5	Toluene-D8	97%		78-115%
460-00-4	4-Bromofluorobenzene	93%		73-127%

CAS No.	Tentatively Identified Compounds	R.T.	Est. Conc.	Units	Q
124-38-9	Carbon dioxide	2.81	~~690~~ U	ug/kg	~~JNB~~ U
	Total TIC, Volatile		0	ug/kg	

ND = Not detected MDL - Method Detection Limit
RL = Reporting Limit
E = Indicates value exceeds calibration range

J = Indicates an estimated value
B = Indicates analyte found in associated method blank
N = Indicates presumptive evidence of a compound

Accutest Laboratories

Report of Analysis

Client Sample ID:	EP-24 L		
Lab Sample ID:	N41180-2	**Date Sampled:**	06/11/03
Matrix:	SO - Soil	**Date Received:**	06/12/03
Method:	SW846 8260B	**Percent Solids:**	79.1
Project:	AK Allen, 255 East 2nd Street, Mineola, NY		

	File ID	DF	Analyzed	By	Prep Date	Prep Batch	Analytical Batch
Run #1	G60247.D	1	06/13/03	SJM	n/a	n/a	VG3272
Run #2							

	Initial Weight
Run #1	4.5 g
Run #2	

VOA TCL List

CAS No.	Compound	Result	RL	MDL	Units	Q
67-64-1	Acetone	64.4	14	9.8	ug/kg	
71-43-2	Benzene	ND	1.4	0.29	ug/kg	
75-27-4	Bromodichloromethane	ND	7.0	0.46	ug/kg	
75-25-2	Bromoform	ND	7.0	0.86	ug/kg	
74-83-9	Bromomethane	ND	7.0	1.1	ug/kg	
78-93-3	2-Butanone (MEK)	ND	14	5.2	ug/kg	
75-15-0	Carbon disulfide	ND	7.0	2.4	ug/kg	
56-23-5	Carbon tetrachloride	ND	7.0	1.5	ug/kg	
108-90-7	Chlorobenzene	ND	7.0	1.4	ug/kg	
75-00-3	Chloroethane	ND	7.0	1.8	ug/kg	
67-66-3	Chloroform	ND	7.0	0.58	ug/kg	
74-87-3	Chloromethane	ND	7.0	0.88	ug/kg	
124-48-1	Dibromochloromethane	ND	7.0	0.37	ug/kg	
75-34-3	1,1-Dichloroethane	ND	7.0	0.45	ug/kg	
107-06-2	1,2-Dichloroethane	ND	7.0	0.80	ug/kg	
75-35-4	1,1-Dichloroethene	ND	7.0	0.56	ug/kg	
156-59-2	cis-1,2-Dichloroethene	ND	7.0	0.47	ug/kg	
156-60-5	trans-1,2-Dichloroethene	ND	7.0	0.47	ug/kg	
78-87-5	1,2-Dichloropropane	ND	7.0	1.1	ug/kg	
10061-01-5	cis-1,3-Dichloropropene	ND	7.0	0.40	ug/kg	
10061-02-6	trans-1,3-Dichloropropene	ND	7.0	0.29	ug/kg	
100-41-4	Ethylbenzene	ND	1.4	0.19	ug/kg	
591-78-6	2-Hexanone	ND	7.0	0.96	ug/kg	
108-10-1	4-Methyl-2-pentanone(MIBK)	ND	7.0	1.7	ug/kg	
75-09-2	Methylene chloride	ND	7.0	0.70	ug/kg	
100-42-5	Styrene	ND	7.0	1.4	ug/kg	
79-34-5	1,1,2,2-Tetrachloroethane	ND	7.0	0.59	ug/kg	
127-18-4	Tetrachloroethene	ND	7.0	0.31	ug/kg	
108-88-3	Toluene	ND	1.4	0.96	ug/kg	
71-55-6	1,1,1-Trichloroethane	ND	7.0	0.42	ug/kg	
79-00-5	1,1,2-Trichloroethane	ND	7.0	0.55	ug/kg	
79-01-6	Trichloroethene	ND	7.0	0.30	ug/kg	

ND = Not detected MDL - Method Detection Limit
RL = Reporting Limit
E = Indicates value exceeds calibration range
J = Indicates an estimated value
B = Indicates analyte found in associated method blank
N = Indicates presumptive evidence of a compound

Report of Analysis

Client Sample ID:	EP-24 L		
Lab Sample ID:	N41180-2	**Date Sampled:**	06/11/03
Matrix:	SO - Soil	**Date Received:**	06/12/03
Method:	SW846 8260B	**Percent Solids:**	79.1
Project:	AK Allen, 255 East 2nd Street, Mineola, NY		

VOA TCL List

CAS No.	Compound	Result	RL	MDL	Units	Q
95-63-6	**1,2,4-Trimethylbenzene**	ND	7.0	0.38	ug/kg	
108-67-8	**1,3,5-Trimethylbenzene**	ND	7.0	0.40	ug/kg	
75-01-4	Vinyl chloride	ND	7.0	0.57	ug/kg	
1330-20-7	Xylene (total)	ND	2.8	0.63	ug/kg	

CAS No.	Surrogate Recoveries	Run# 1	Run# 2	Limits
1868-53-7	Dibromofluoromethane	94%		71-117%
17060-07-0	1,2-Dichloroethane-D4	85%		62-124%
2037-26-5	Toluene-D8	96%		78-115%
460-00-4	4-Bromofluorobenzene	111%		73-127%

CAS No.	Tentatively Identified Compounds	R.T.	Est. Conc.	Units	Q
124-38-9	Carbon dioxide	2.79	~~860~~ U	ug/kg	~~JNB~~ U
	cycloalkane/alkene	16.59	16	ug/kg	J
	alkane	17.83	42	ug/kg	J
	alkene	18.75	30	ug/kg	J
	cycloalkane/alkene	19.40	75	ug/kg	J
	alkane	19.73	16	ug/kg	J
	alkene	20.95	41	ug/kg	J
	C3 alkyl benzene	21.71	19	ug/kg	J
	cycloalkane/alkene	21.87	24	ug/kg	J
	naphthalene decahydro-methyl	23.07	62	ug/kg	J
	cycloalkane/alkene	24.13	17	ug/kg	J
	Total TIC, Volatile		342	ug/kg	J

ND = Not detected MDL - Method Detection Limit
RL = Reporting Limit
E = Indicates value exceeds calibration range

J = Indicates an estimated value
B = Indicates analyte found in associated method blank
N = Indicates presumptive evidence of a compound

Accutest Laboratories

Report of Analysis

Client Sample ID:	EP-20 U		
Lab Sample ID:	N41180-1	**Date Sampled:**	06/11/03
Matrix:	SO - Soil	**Date Received:**	06/12/03
Method:	SW846 8270C SW846 3550B	**Percent Solids:**	88.8
Project:	AK Allen, 255 East 2nd Street, Mineola, NY		

	File ID	DF	Analyzed	By	Prep Date	Prep Batch	Analytical Batch
Run #1	F37164.D	1	06/16/03	ENZ	06/15/03	OP14079	EF2116
Run #2							

	Initial Weight	Final Volume
Run #1	30.1 g	1.0 ml
Run #2		

BN TCL List

CAS No.	Compound	Result	RL	MDL	Units	Q
83-32-9	Acenaphthene	22.4	75	8.6	ug/kg	J
208-96-8	Acenaphthylene	ND	75	9.1	ug/kg	
120-12-7	Anthracene	84.0	75	14	ug/kg	
56-55-3	Benzo(a)anthracene	151	75	13	ug/kg	
50-32-8	Benzo(a)pyrene	137	75	13	ug/kg	
205-99-2	Benzo(b)fluoranthene	210	75	21	ug/kg	
191-24-2	Benzo(g,h,i)perylene	75.5	75	17	ug/kg	
207-08-9	Benzo(k)fluoranthene	86.8	75	8.2	ug/kg	
101-55-3	4-Bromophenyl phenyl ether	ND	75	12	ug/kg	
85-68-7	Butyl benzyl phthalate	ND	75	18	ug/kg	
91-58-7	2-Chloronaphthalene	ND	75	8.0	ug/kg	
106-47-8	4-Chloroaniline	ND	190	22	ug/kg	
86-74-8	Carbazole	24.8	75	15	ug/kg	J
218-01-9	Chrysene	141	75	16	ug/kg	
111-91-1	bis(2-Chloroethoxy)methane	ND	75	8.7	ug/kg	
111-44-4	bis(2-Chloroethyl)ether	ND	75	7.2	ug/kg	
108-60-1	bis(2-Chloroisopropyl)ether	ND	75	17	ug/kg	
7005-72-3	4-Chlorophenyl phenyl ether	ND	75	9.5	ug/kg	
95-50-1	1,2-Dichlorobenzene	ND	75	11	ug/kg	
541-73-1	1,3-Dichlorobenzene	ND	75	11	ug/kg	
106-46-7	1,4-Dichlorobenzene	ND	75	7.4	ug/kg	
121-14-2	2,4-Dinitrotoluene	ND	75	17	ug/kg	
606-20-2	2,6-Dinitrotoluene	ND	75	13	ug/kg	
91-94-1	3,3'-Dichlorobenzidine	ND	190	20	ug/kg	
53-70-3	Dibenzo(a,h)anthracene	ND	75	19	ug/kg	
132-64-9	Dibenzofuran	ND	75	9.2	ug/kg	
84-74-2	Di-n-butyl phthalate	ND	75	14	ug/kg	
117-84-0	Di-n-octyl phthalate	ND	75	27	ug/kg	
84-66-2	Diethyl phthalate	ND	75	40	ug/kg	
131-11-3	Dimethyl phthalate	ND	75	10	ug/kg	
117-81-7	bis(2-Ethylhexyl)phthalate	ND	75	18	ug/kg	
206-44-0	Fluoranthene	365	75	14	ug/kg	

ND = Not detected MDL - Method Detection Limit
RL = Reporting Limit
E = Indicates value exceeds calibration range

J = Indicates an estimated value
B = Indicates analyte found in associated method blank
N = Indicates presumptive evidence of a compound

Accutest Laboratories

Report of Analysis

Client Sample ID:	EP-20 U		
Lab Sample ID:	N41180-1	**Date Sampled:**	06/11/03
Matrix:	SO - Soil	**Date Received:**	06/12/03
Method:	SW846 8270C SW846 3550B	**Percent Solids:**	88.8
Project:	AK Allen, 255 East 2nd Street, Mineola, NY		

BN TCL List

CAS No.	Compound	Result	RL	MDL	Units	Q
86-73-7	Fluorene	20.7	75	7.6	ug/kg	J
118-74-1	Hexachlorobenzene	ND	75	11	ug/kg	
87-68-3	Hexachlorobutadiene	ND	75	11	ug/kg	
77-47-4	Hexachlorocyclopentadiene	ND UJ	750	27	ug/kg	
67-72-1	Hexachloroethane	ND	190	12	ug/kg	
193-39-5	Indeno(1,2,3-cd)pyrene	76.8	75	25	ug/kg	
78-59-1	Isophorone	ND	75	11	ug/kg	
91-57-6	2-Methylnaphthalene	ND	75	7.7	ug/kg	
88-74-4	2-Nitroaniline	ND	190	20	ug/kg	
99-09-2	3-Nitroaniline	ND	190	20	ug/kg	
100-01-6	4-Nitroaniline	ND	190	23	ug/kg	
91-20-3	Naphthalene	ND	75	7.6	ug/kg	
98-95-3	Nitrobenzene	ND	75	14	ug/kg	
621-64-7	N-Nitroso-di-n-propylamine	ND	75	15	ug/kg	
86-30-6	N-Nitrosodiphenylamine	ND	190	13	ug/kg	
85-01-8	Phenanthrene	251	75	12	ug/kg	
129-00-0	Pyrene	263	75	13	ug/kg	
120-82-1	1,2,4-Trichlorobenzene	ND	75	13	ug/kg	

CAS No.	Surrogate Recoveries	Run# 1	Run# 2	Limits
4165-60-0	Nitrobenzene-d5	59%		30-122%
321-60-8	2-Fluorobiphenyl	64%		39-112%
1718-51-0	Terphenyl-d14	71%		24-138%

CAS No.	Tentatively Identified Compounds	R.T.	Est. Conc.	Units	Q
	system artifact/aldol-condensation	4.46	~~300~~ U	ug/kg	~~J~~ U
	system artifact/aldol-condensation	4.52	~~1300~~ U	ug/kg	~~J~~ U
	system artifact/aldol-condensation	5.24	~~41000~~ U	ug/kg	~~J~~ U
142-62-1	Hexanoic acid	6.75	180	ug/kg	JN
10544-50-0	Cyclic octaatomic sulfur	17.81	1400	ug/kg	JN
	unknown	27.03	340	ug/kg	J
	Total TIC, Semi-Volatile		1920	ug/kg	J

ND = Not detected MDL - Method Detection Limit
RL = Reporting Limit
E = Indicates value exceeds calibration range

J = Indicates an estimated value
B = Indicates analyte found in associated method blank
N = Indicates presumptive evidence of a compound

Accutest Laboratories

Report of Analysis

Client Sample ID:	EP-24 L		
Lab Sample ID:	N41180-2	**Date Sampled:**	06/11/03
Matrix:	SO - Soil	**Date Received:**	06/12/03
Method:	SW846 8270C SW846 3550B	**Percent Solids:**	79.1
Project:	AK Allen, 255 East 2nd Street, Mineola, NY		

	File ID	DF	Analyzed	By	Prep Date	Prep Batch	Analytical Batch
Run #1	F37165.D	1	06/16/03	ENZ	06/15/03	OP14079	EF2116
Run #2							

	Initial Weight	Final Volume
Run #1	30.0 g	1.0 ml
Run #2		

BN TCL List

CAS No.	Compound	Result	RL	MDL	Units	Q
83-32-9	Acenaphthene	ND	84	9.7	ug/kg	
208-96-8	Acenaphthylene	ND	84	10	ug/kg	
120-12-7	Anthracene	ND	84	16	ug/kg	
56-55-3	Benzo(a)anthracene	ND	84	15	ug/kg	
50-32-8	Benzo(a)pyrene	ND	84	15	ug/kg	
205-99-2	Benzo(b)fluoranthene	ND	84	23	ug/kg	
191-24-2	Benzo(g,h,i)perylene	ND	84	19	ug/kg	
207-08-9	Benzo(k)fluoranthene	ND	84	9.3	ug/kg	
101-55-3	4-Bromophenyl phenyl ether	ND	84	14	ug/kg	
85-68-7	Butyl benzyl phthalate	ND	84	21	ug/kg	
91-58-7	2-Chloronaphthalene	ND	84	9.0	ug/kg	
106-47-8	4-Chloroaniline	ND	210	25	ug/kg	
86-74-8	Carbazole	ND	84	17	ug/kg	
218-01-9	Chrysene	ND	84	18	ug/kg	
111-91-1	bis(2-Chloroethoxy)methane	ND	84	9.8	ug/kg	
111-44-4	bis(2-Chloroethyl)ether	ND	84	8.1	ug/kg	
108-60-1	bis(2-Chloroisopropyl)ether	ND	84	19	ug/kg	
7005-72-3	4-Chlorophenyl phenyl ether	ND	84	11	ug/kg	
95-50-1	1,2-Dichlorobenzene	ND	84	12	ug/kg	
541-73-1	1,3-Dichlorobenzene	ND	84	12	ug/kg	
106-46-7	1,4-Dichlorobenzene	ND	84	8.3	ug/kg	
121-14-2	2,4-Dinitrotoluene	ND	84	19	ug/kg	
606-20-2	2,6-Dinitrotoluene	ND	84	15	ug/kg	
91-94-1	3,3'-Dichlorobenzidine	ND	210	22	ug/kg	
53-70-3	Dibenzo(a,h)anthracene	ND	84	22	ug/kg	
132-64-9	Dibenzofuran	ND	84	10	ug/kg	
84-74-2	Di-n-butyl phthalate	ND	84	16	ug/kg	
117-84-0	Di-n-octyl phthalate	ND	84	30	ug/kg	
84-66-2	Diethyl phthalate	ND	84	46	ug/kg	
131-11-3	Dimethyl phthalate	ND	84	11	ug/kg	
117-81-7	bis(2-Ethylhexyl)phthalate	ND	84	21	ug/kg	
206-44-0	Fluoranthene	ND	84	15	ug/kg	

ND = Not detected MDL - Method Detection Limit
RL = Reporting Limit
E = Indicates value exceeds calibration range

J = Indicates an estimated value
B = Indicates analyte found in associated method blank
N = Indicates presumptive evidence of a compound

Accutest Laboratories

Report of Analysis

Client Sample ID:	EP-24 L		
Lab Sample ID:	N41180-2	**Date Sampled:**	06/11/03
Matrix:	SO - Soil	**Date Received:**	06/12/03
Method:	SW846 8270C SW846 3550B	**Percent Solids:**	79.1
Project:	AK Allen, 255 East 2nd Street, Mineola, NY		

BN TCL List

CAS No.	Compound	Result	RL	MDL	Units	Q
86-73-7	Fluorene	ND	84	8.6	ug/kg	
118-74-1	Hexachlorobenzene	ND	84	13	ug/kg	
87-68-3	Hexachlorobutadiene	ND	84	13	ug/kg	
77-47-4	Hexachlorocyclopentadiene	ND U J	840	30	ug/kg	
67-72-1	Hexachloroethane	ND	210	13	ug/kg	
193-39-5	Indeno(1,2,3-cd)pyrene	ND	84	29	ug/kg	
78-59-1	Isophorone	ND	84	12	ug/kg	
91-57-6	2-Methylnaphthalene	ND	84	8.7	ug/kg	
88-74-4	2-Nitroaniline	ND	210	22	ug/kg	
99-09-2	3-Nitroaniline	ND	210	23	ug/kg	
100-01-6	4-Nitroaniline	ND	210	26	ug/kg	
91-20-3	Naphthalene	ND	84	8.6	ug/kg	
98-95-3	Nitrobenzene	ND	84	16	ug/kg	
621-64-7	N-Nitroso-di-n-propylamine	ND	84	17	ug/kg	
86-30-6	N-Nitrosodiphenylamine	ND	210	14	ug/kg	
85-01-8	Phenanthrene	ND	84	14	ug/kg	
129-00-0	Pyrene	ND	84	15	ug/kg	
120-82-1	1,2,4-Trichlorobenzene	ND	84	15	ug/kg	

CAS No.	Surrogate Recoveries	Run# 1	Run# 2	Limits
4165-60-0	Nitrobenzene-d5	59%		30-122%
321-60-8	2-Fluorobiphenyl	59%		39-112%
1718-51-0	Terphenyl-d14	66%		24-138%

CAS No.	Tentatively Identified Compounds	R.T.	Est. Conc.	Units	Q
	system artifact/aldol-condensation	4.47	~~250~~ U	ug/kg	~~J~~ U
	system artifact/aldol-condensation	4.53	~~1400~~ U	ug/kg	~~J~~ U
	system artifact/aldol-condensation	5.24	~~42000~~ U	ug/kg	~~J~~ U
10544-50-0	Cyclic octaatomic sulfur	17.81	1400	ug/kg	JN
	unknown	20.80	200	ug/kg	J
	unknown	24.91	340	ug/kg	J
	unknown	26.94	290	ug/kg	J
	unknown	27.08	7800	ug/kg	J
	unknown	27.28	1100	ug/kg	J
	unknown	27.45	990	ug/kg	J
	unknown	28.09	710	ug/kg	J
	unknown	28.76	1400	ug/kg	J
	Total TIC, Semi-Volatile		14230	ug/kg	J

ND = Not detected MDL - Method Detection Limit
RL = Reporting Limit
E = Indicates value exceeds calibration range

J = Indicates an estimated value
B = Indicates analyte found in associated method blank
N = Indicates presumptive evidence of a compound

Accutest Laboratories

Report of Analysis

Client Sample ID:	EP-24 L		
Lab Sample ID:	N41180-2	**Date Sampled:**	06/11/03
Matrix:	SO - Soil	**Date Received:**	06/12/03
		Percent Solids:	79.1
Project:	AK Allen, 255 East 2nd Street, Mineola, NY		

Metals Analysis

Analyte	Result	RL	Units	DF	Prep	Analyzed	By	Method	Prep Method
Arsenic	3.0 J	1.3	mg/kg	1	06/13/03	06/14/03	ND	SW846 6010B	SW846 3050B
Barium	33.5	25	mg/kg	1	06/13/03	06/14/03	ND	SW846 6010B	SW846 3050B
Cadmium	<0.63	0.63	mg/kg	1	06/13/03	06/14/03	ND	SW846 6010B	SW846 3050B
Chromium	16.8	1.3	mg/kg	1	06/13/03	06/14/03	ND	SW846 6010B	SW846 3050B
Lead	7.7	1.3	mg/kg	1	06/13/03	06/14/03	ND	SW846 6010B	SW846 3050B
Mercury	<0.041	0.041	mg/kg	1	06/13/03	06/13/03	WG	SW846 7471A	SW846 7471A
Selenium	1.3 J	1.3	mg/kg	1	06/13/03	06/14/03	ND	SW846 6010B	SW846 3050B
Silver	<1.3	1.3	mg/kg	1	06/13/03	06/14/03	ND	SW846 6010B	SW846 3050B

RL = Reporting Limit

Accutest Laboratories

Report of Analysis

Client Sample ID:	EP-20 U		
Lab Sample ID:	N41180-1	**Date Sampled:**	06/11/03
Matrix:	SO - Soil	**Date Received:**	06/12/03
		Percent Solids:	88.8
Project:	AK Allen, 255 East 2nd Street, Mineola, NY		

Metals Analysis

Analyte	Result	RL	Units	DF	Prep	Analyzed	By	Method	Prep Method
Arsenic	1.8 J	1.1	mg/kg	1	06/13/03	06/14/03	ND	SW846 6010B	SW846 3050B
Barium	<23	23	mg/kg	1	06/13/03	06/14/03	ND	SW846 6010B	SW846 3050B
Cadmium	<0.56	0.56	mg/kg	1	06/13/03	06/14/03	ND	SW846 6010B	SW846 3050B
Chromium	11.2	1.1	mg/kg	1	06/13/03	06/14/03	ND	SW846 6010B	SW846 3050B
Lead	8.9	1.1	mg/kg	1	06/13/03	06/14/03	ND	SW846 6010B	SW846 3050B
Mercury	0.038	0.034	mg/kg	1	06/13/03	06/13/03	WG	SW846 7471A	SW846 7471A
Selenium	<1.1	1.1	mg/kg	1	06/13/03	06/14/03	ND	SW846 6010B	SW846 3050B
Silver	<1.1	1.1	mg/kg	1	06/13/03	06/14/03	ND	SW846 6010B	SW846 3050B

RL = Reporting Limit

APPENDIX C

2815 COVERED BRIDGE ROAD, MERRICK, NEW YORK 11566
(516) 223-9761 • FAX (516) 223-0983

CHAIN OF CUSTODY

ACCUTEST Laboratories

2235 Route 130, Dayton NJ 08810
TEL. 732-329-0200 FAX: 732-329-3499/3480
www.accutest.com

FED-EX Tracking #	Bottle Order Control #
Accutest Quote #	Accutest Job # N41180

Client / Reporting Information

Company Name	CARich
Address	17 Dupont St.
City / State / Zip	Plainview NY 11803
Project Contact / E-mail	Eric Weinstaff
Phone #	516/576-8844
Sampler's Name	Same

Project Information

Project Name	AK Allen
Street	255 E 2nd St
City / State	Mineola NY
Project #	
Fax #	
Client Purchase Order #	

Requested Analysis

Accutest Sample #	Field ID / Point of Collection	SUMMA # / MEOH Vial #	Collection Date	Collection Time	Sampled By	Matrix	# of bottles	HCl	NaOH	HNO3	H2SO4	NONE	NaHSO4	MEOH	ENCORE	8260 ☒ 624 ☐ 8021 ☐ 602 ☐ PAUG ☐ BTEX ☐ MTBE ☐ TBA ☐ NAP ☐ PALG ☐	8260 ☒ 624 ☐ TCL ☐ PPL ☐ STARS ☐ MTBE ☐ TBA ☐ NAP ☐ +10 ☐ +15 ☐	8270 ☐ 625 ☐ TCL ☐ PPL ☐ STARS ☐ ABN ☐ BN ☐ PAH ☐ PADF ☐ +TICs ☐	ACRA Metals	PCBs							Matrix Codes: DW - Drinking Water, GW - Ground Water, WW - Water, SW - Surface Water, SO - Soil, SL - Sludge, OI - Oil, LIQ - Other Liquid, AIR - Air, SOL - Other Solid, WP - Wipe; LAB USE ONLY
-1	EP-20 U		6/11/03		EW	SO	3									2	1										
-2	EP-24 L		6/11/03		EW	↓	3									2	1										G43, 19610

Turnaround Time (Business Days)

- ☐ Std. 15 Business Days
- ☐ 10 Day *RUSH*
- ☐ 5 Day *RUSH*
- ☐ 3 Day *EMERGENCY*
- ☒ 2 Day *EMERGENCY*
- ☐ 1 Day *EMERGENCY*
- ☐ Other

Approved By: / Date:

Emergency & Rush T/A data available VIA LabLink

Data Deliverable Information

- ☐ Commercial "A"
- ☐ Commercial "B"
- ☐ NJ Reduced
- ☐ NJ Full
- ☐ Other _____
- ☐ FULL CLP
- ☐ NYASP Category A
- ☐ NYASP Category B
- ☐ State Forms
- ☐ EDD Format _____

Commercial "A" = Results Only

Comments / Remarks

Same analysis as earlier samples 48-hour turn around.

-Same as N 40376 per DK, add 8270 also

Sample Custody must be documented below each time samples change possession, including courier delivery.

Relinquished by Sampler:	Date Time:	Received by:	Relinquished by Sampler:	Date Time:	Received by:
1 [signature]	6/11/03	1 UPS	2 UPS	6/12/03 @1000	2 [signature]
Relinquished by: 3	Date Time:	Received by: 3	Relinquished by: 4	Date Time:	Received by: 4
Relinquished by: 5	Date Time:	Received by: 5	Custody Seal # None	Preserved where applicable ☐	On Ice ☐ Cooler Temp. 5.3

B

Accutest Laboratories

Report of Analysis

Client Sample ID:	EP-20 U		
Lab Sample ID:	N41180-1	**Date Sampled:**	06/11/03
Matrix:	SO - Soil	**Date Received:**	06/12/03
Method:	SW846 8260B	**Percent Solids:**	88.8
Project:	AK Allen, 255 East 2nd Street, Mineola, NY		

	File ID	DF	Analyzed	By	Prep Date	Prep Batch	Analytical Batch
Run #1	G60246.D	1	06/13/03	SJM	n/a	n/a	VG3272
Run #2							

	Initial Weight
Run #1	4.7 g
Run #2	

VOA TCL List

CAS No.	Compoun		RL	MDL	Units	Q
67-64-1	Acetone					
71-43-2	Benzene					
75-27-4	Bromodic					
75-25-2	Bromofo					
74-83-9	Bromome					
78-93-3	2-Butano					
75-15-0	Carbon d					
56-23-5	Carbon t					
108-90-7	Chlorobe					
75-00-3	Chloroet					
67-66-3	Chlorofo					
74-87-3	Chlorom					
124-48-1	Dibromo					
75-34-3	1,1-Dich					
107-06-2	1,2-Dich					
75-35-4	1,1-Dich					
156-59-2	cis-1,2-I					
156-60-5	trans-1,2					
78-87-5	1,2-Dich					
10061-01-5	cis-1,3-I					
10061-02-6	trans-1,3					
100-41-4	Ethylbe					
591-78-6	2-Hexanone	ND	6.0	0.62	ug/kg	
108-10-1	4-Methyl-2-pentanone(MIBK)	ND	6.0	1.4	ug/kg	
75-09-2	Methylene chloride	ND	6.0	0.59	ug/kg	
100-42-5	Styrene	ND	6.0	1.2	ug/kg	
79-34-5	1,1,2,2-Tetrachloroethane	ND	6.0	0.51	ug/kg	
127-18-4	Tetrachloroethene	ND	6.0	0.27	ug/kg	
108-88-3	Toluene	ND	1.2	0.82	ug/kg	
71-55-6	1,1,1-Trichloroethane	ND	6.0	0.36	ug/kg	
79-00-5	1,1,2-Trichloroethane	ND	6.0	0.46	ug/kg	
79-01-6	Trichloroethene	ND	6.0	0.26	ug/kg	

Here are the x-tra set of unqualified Form I's

ND = Not detected MDL - Method Detection Limit
RL = Reporting Limit
E = Indicates value exceeds calibration range

J = Indicates an estimated value
B = Indicates analyte found in associated method blank
N = Indicates presumptive evidence of a compound

Report of Analysis

Client Sample ID:	EP-20 U		
Lab Sample ID:	N41180-1	**Date Sampled:**	06/11/03
Matrix:	SO - Soil	**Date Received:**	06/12/03
Method:	SW846 8260B	**Percent Solids:**	88.8
Project:	AK Allen, 255 East 2nd Street, Mineola, NY		

VOA TCL List

CAS No.	Compound	Result	RL	MDL	Units	Q
95-63-6	**1,2,4-Trimethylbenzene**	ND	6.0	0.33	ug/kg	
108-67-8	**1,3,5-Trimethylbenzene**	ND	6.0	0.34	ug/kg	
75-01-4	Vinyl chloride	ND	6.0	0.49	ug/kg	
1330-20-7	Xylene (total)	ND	2.4	0.54	ug/kg	

CAS No.	Surrogate Recoveries	Run# 1	Run# 2	Limits
1868-53-7	Dibromofluoromethane	93%		71-117%
17060-07-0	1,2-Dichloroethane-D4	83%		62-124%
2037-26-5	Toluene-D8	97%		78-115%
460-00-4	4-Bromofluorobenzene	93%		73-127%

CAS No.	Tentatively Identified Compounds	R.T.	Est. Conc.	Units	Q
124-38-9	Carbon dioxide	2.81	690	ug/kg	JNB
	Total TIC, Volatile		0	ug/kg	

ND = Not detected MDL - Method Detection Limit
RL = Reporting Limit
E = Indicates value exceeds calibration range

J = Indicates an estimated value
B = Indicates analyte found in associated method blank
N = Indicates presumptive evidence of a compound

Accutest Laboratories

Report of Analysis

Client Sample ID:	EP-20 U		
Lab Sample ID:	N41180-1	**Date Sampled:**	06/11/03
Matrix:	SO - Soil	**Date Received:**	06/12/03
Method:	SW846 8270C SW846 3550B	**Percent Solids:**	88.8
Project:	AK Allen, 255 East 2nd Street, Mineola, NY		

	File ID	DF	Analyzed	By	Prep Date	Prep Batch	Analytical Batch
Run #1	F37164.D	1	06/16/03	ENZ	06/15/03	OP14079	EF2116
Run #2							

	Initial Weight	Final Volume
Run #1	30.1 g	1.0 ml
Run #2		

BN TCL List

CAS No.	Compound	Result	RL	MDL	Units	Q
83-32-9	Acenaphthene	22.4	75	8.6	ug/kg	J
208-96-8	Acenaphthylene	ND	75	9.1	ug/kg	
120-12-7	Anthracene	84.0	75	14	ug/kg	
56-55-3	Benzo(a)anthracene	151	75	13	ug/kg	
50-32-8	Benzo(a)pyrene	137	75	13	ug/kg	
205-99-2	Benzo(b)fluoranthene	210	75	21	ug/kg	
191-24-2	Benzo(g,h,i)perylene	75.5	75	17	ug/kg	
207-08-9	Benzo(k)fluoranthene	86.8	75	8.2	ug/kg	
101-55-3	4-Bromophenyl phenyl ether	ND	75	12	ug/kg	
85-68-7	Butyl benzyl phthalate	ND	75	18	ug/kg	
91-58-7	2-Chloronaphthalene	ND	75	8.0	ug/kg	
106-47-8	4-Chloroaniline	ND	190	22	ug/kg	
86-74-8	Carbazole	24.8	75	15	ug/kg	J
218-01-9	Chrysene	141	75	16	ug/kg	
111-91-1	bis(2-Chloroethoxy)methane	ND	75	8.7	ug/kg	
111-44-4	bis(2-Chloroethyl)ether	ND	75	7.2	ug/kg	
108-60-1	bis(2-Chloroisopropyl)ether	ND	75	17	ug/kg	
7005-72-3	4-Chlorophenyl phenyl ether	ND	75	9.5	ug/kg	
95-50-1	1,2-Dichlorobenzene	ND	75	11	ug/kg	
541-73-1	1,3-Dichlorobenzene	ND	75	11	ug/kg	
106-46-7	1,4-Dichlorobenzene	ND	75	7.4	ug/kg	
121-14-2	2,4-Dinitrotoluene	ND	75	17	ug/kg	
606-20-2	2,6-Dinitrotoluene	ND	75	13	ug/kg	
91-94-1	3,3'-Dichlorobenzidine	ND	190	20	ug/kg	
53-70-3	Dibenzo(a,h)anthracene	ND	75	19	ug/kg	
132-64-9	Dibenzofuran	ND	75	9.2	ug/kg	
84-74-2	Di-n-butyl phthalate	ND	75	14	ug/kg	
117-84-0	Di-n-octyl phthalate	ND	75	27	ug/kg	
84-66-2	Diethyl phthalate	ND	75	40	ug/kg	
131-11-3	Dimethyl phthalate	ND	75	10	ug/kg	
117-81-7	bis(2-Ethylhexyl)phthalate	ND	75	18	ug/kg	
206-44-0	Fluoranthene	365	75	14	ug/kg	

ND = Not detected MDL - Method Detection Limit
RL = Reporting Limit
E = Indicates value exceeds calibration range

J = Indicates an estimated value
B = Indicates analyte found in associated method blank
N = Indicates presumptive evidence of a compound

Report of Analysis

Client Sample ID:	EP-20 U		
Lab Sample ID:	N41180-1	**Date Sampled:**	06/11/03
Matrix:	SO - Soil	**Date Received:**	06/12/03
Method:	SW846 8270C SW846 3550B	**Percent Solids:**	88.8
Project:	AK Allen, 255 East 2nd Street, Mineola, NY		

BN TCL List

CAS No.	Compound	Result	RL	MDL	Units	Q
86-73-7	Fluorene	20.7	75	7.6	ug/kg	J
118-74-1	Hexachlorobenzene	ND	75	11	ug/kg	
87-68-3	Hexachlorobutadiene	ND	75	11	ug/kg	
77-47-4	Hexachlorocyclopentadiene	ND	750	27	ug/kg	
67-72-1	Hexachloroethane	ND	190	12	ug/kg	
193-39-5	Indeno(1,2,3-cd)pyrene	76.8	75	25	ug/kg	
78-59-1	Isophorone	ND	75	11	ug/kg	
91-57-6	2-Methylnaphthalene	ND	75	7.7	ug/kg	
88-74-4	2-Nitroaniline	ND	190	20	ug/kg	
99-09-2	3-Nitroaniline	ND	190	20	ug/kg	
100-01-6	4-Nitroaniline	ND	190	23	ug/kg	
91-20-3	Naphthalene	ND	75	7.6	ug/kg	
98-95-3	Nitrobenzene	ND	75	14	ug/kg	
621-64-7	N-Nitroso-di-n-propylamine	ND	75	15	ug/kg	
86-30-6	N-Nitrosodiphenylamine	ND	190	13	ug/kg	
85-01-8	Phenanthrene	251	75	12	ug/kg	
129-00-0	Pyrene	263	75	13	ug/kg	
120-82-1	1,2,4-Trichlorobenzene	ND	75	13	ug/kg	

CAS No.	Surrogate Recoveries	Run# 1	Run# 2	Limits
4165-60-0	Nitrobenzene-d5	59%		30-122%
321-60-8	2-Fluorobiphenyl	64%		39-112%
1718-51-0	Terphenyl-d14	71%		24-138%

CAS No.	Tentatively Identified Compounds	R.T.	Est. Conc.	Units	Q
	system artifact/aldol-condensation	4.46	300	ug/kg	J
	system artifact/aldol-condensation	4.52	1300	ug/kg	J
	system artifact/aldol-condensation	5.24	41000	ug/kg	J
142-62-1	Hexanoic acid	6.75	180	ug/kg	JN
10544-50-0	Cyclic octaatomic sulfur	17.81	1400	ug/kg	JN
	unknown	27.03	340	ug/kg	J
	Total TIC, Semi-Volatile		1920	ug/kg	J

ND = Not detected MDL - Method Detection Limit
RL = Reporting Limit
E = Indicates value exceeds calibration range

J = Indicates an estimated value
B = Indicates analyte found in associated method blank
N = Indicates presumptive evidence of a compound

Accutest Laboratories

Report of Analysis

Client Sample ID:	EP-20 U		
Lab Sample ID:	N41180-1	**Date Sampled:**	06/11/03
Matrix:	SO - Soil	**Date Received:**	06/12/03
Method:	SW846 8082 SW846 3550B	**Percent Solids:**	88.8
Project:	AK Allen, 255 East 2nd Street, Mineola, NY		

	File ID	DF	Analyzed	By	Prep Date	Prep Batch	Analytical Batch
Run #1	EF44318.D	1	06/13/03	SY	06/12/03	OP14047	GEF2281
Run #2							

	Initial Weight	Final Volume
Run #1	30.0 g	10.0 ml
Run #2		

PCB List

CAS No.	Compound	Result	RL	MDL	Units	Q
12674-11-2	Aroclor 1016	ND	19	2.7	ug/kg	
11104-28-2	Aroclor 1221	ND	19	5.7	ug/kg	
11141-16-5	Aroclor 1232	ND	19	4.3	ug/kg	
53469-21-9	Aroclor 1242	ND	19	3.2	ug/kg	
12672-29-6	Aroclor 1248	ND	19	2.8	ug/kg	
11097-69-1	Aroclor 1254	ND	19	1.8	ug/kg	
11096-82-5	Aroclor 1260	ND	19	3.3	ug/kg	

CAS No.	Surrogate Recoveries	Run# 1	Run# 2	Limits
877-09-8	Tetrachloro-m-xylene	88%		12-142%
877-09-8	Tetrachloro-m-xylene	83%		12-142%
2051-24-3	Decachlorobiphenyl	89%		14-160%
2051-24-3	Decachlorobiphenyl	88%		14-160%

ND = Not detected MDL - Method Detection Limit
RL = Reporting Limit
E = Indicates value exceeds calibration range

J = Indicates an estimated value
B = Indicates analyte found in associated method blank
N = Indicates presumptive evidence of a compound

Accutest Laboratories

Report of Analysis

Client Sample ID:	EP-20 U		
Lab Sample ID:	N41180-1	**Date Sampled:**	06/11/03
Matrix:	SO - Soil	**Date Received:**	06/12/03
		Percent Solids:	88.8
Project:	AK Allen, 255 East 2nd Street, Mineola, NY		

Metals Analysis

Analyte	Result	RL	Units	DF	Prep	Analyzed	By	Method	Prep Method
Arsenic	1.8	1.1	mg/kg	1	06/13/03	06/14/03	ND	SW846 6010B	SW846 3050B
Barium	<23	23	mg/kg	1	06/13/03	06/14/03	ND	SW846 6010B	SW846 3050B
Cadmium	<0.56	0.56	mg/kg	1	06/13/03	06/14/03	ND	SW846 6010B	SW846 3050B
Chromium	11.2	1.1	mg/kg	1	06/13/03	06/14/03	ND	SW846 6010B	SW846 3050B
Lead	8.9	1.1	mg/kg	1	06/13/03	06/14/03	ND	SW846 6010B	SW846 3050B
Mercury	0.038	0.034	mg/kg	1	06/13/03	06/13/03	WG	SW846 7471A	SW846 7471A
Selenium	<1.1	1.1	mg/kg	1	06/13/03	06/14/03	ND	SW846 6010B	SW846 3050B
Silver	<1.1	1.1	mg/kg	1	06/13/03	06/14/03	ND	SW846 6010B	SW846 3050B

RL = Reporting Limit

Accutest Laboratories

Report of Analysis

Client Sample ID:	EP-24 L		
Lab Sample ID:	N41180-2	**Date Sampled:**	06/11/03
Matrix:	SO - Soil	**Date Received:**	06/12/03
Method:	SW846 8260B	**Percent Solids:**	79.1
Project:	AK Allen, 255 East 2nd Street, Mineola, NY		

	File ID	DF	Analyzed	By	Prep Date	Prep Batch	Analytical Batch
Run #1	G60247.D	1	06/13/03	SJM	n/a	n/a	VG3272
Run #2							

	Initial Weight
Run #1	4.5 g
Run #2	

VOA TCL List

CAS No.	Compound	Result	RL	MDL	Units	Q
67-64-1	Acetone	64.4	14	9.8	ug/kg	
71-43-2	Benzene	ND	1.4	0.29	ug/kg	
75-27-4	Bromodichloromethane	ND	7.0	0.46	ug/kg	
75-25-2	Bromoform	ND	7.0	0.86	ug/kg	
74-83-9	Bromomethane	ND	7.0	1.1	ug/kg	
78-93-3	2-Butanone (MEK)	ND	14	5.2	ug/kg	
75-15-0	Carbon disulfide	ND	7.0	2.4	ug/kg	
56-23-5	Carbon tetrachloride	ND	7.0	1.5	ug/kg	
108-90-7	Chlorobenzene	ND	7.0	1.4	ug/kg	
75-00-3	Chloroethane	ND	7.0	1.8	ug/kg	
67-66-3	Chloroform	ND	7.0	0.58	ug/kg	
74-87-3	Chloromethane	ND	7.0	0.88	ug/kg	
124-48-1	Dibromochloromethane	ND	7.0	0.37	ug/kg	
75-34-3	1,1-Dichloroethane	ND	7.0	0.45	ug/kg	
107-06-2	1,2-Dichloroethane	ND	7.0	0.80	ug/kg	
75-35-4	1,1-Dichloroethene	ND	7.0	0.56	ug/kg	
156-59-2	cis-1,2-Dichloroethene	ND	7.0	0.47	ug/kg	
156-60-5	trans-1,2-Dichloroethene	ND	7.0	0.47	ug/kg	
78-87-5	1,2-Dichloropropane	ND	7.0	1.1	ug/kg	
10061-01-5	cis-1,3-Dichloropropene	ND	7.0	0.40	ug/kg	
10061-02-6	trans-1,3-Dichloropropene	ND	7.0	0.29	ug/kg	
100-41-4	Ethylbenzene	ND	1.4	0.19	ug/kg	
591-78-6	2-Hexanone	ND	7.0	0.96	ug/kg	
108-10-1	4-Methyl-2-pentanone(MIBK)	ND	7.0	1.7	ug/kg	
75-09-2	Methylene chloride	ND	7.0	0.70	ug/kg	
100-42-5	Styrene	ND	7.0	1.4	ug/kg	
79-34-5	1,1,2,2-Tetrachloroethane	ND	7.0	0.59	ug/kg	
127-18-4	Tetrachloroethene	ND	7.0	0.31	ug/kg	
108-88-3	Toluene	ND	1.4	0.96	ug/kg	
71-55-6	1,1,1-Trichloroethane	ND	7.0	0.42	ug/kg	
79-00-5	1,1,2-Trichloroethane	ND	7.0	0.55	ug/kg	
79-01-6	Trichloroethene	ND	7.0	0.30	ug/kg	

ND = Not detected MDL - Method Detection Limit
RL = Reporting Limit
E = Indicates value exceeds calibration range

J = Indicates an estimated value
B = Indicates analyte found in associated method blank
N = Indicates presumptive evidence of a compound

Report of Analysis

Client Sample ID:	EP-24 L		
Lab Sample ID:	N41180-2	**Date Sampled:**	06/11/03
Matrix:	SO - Soil	**Date Received:**	06/12/03
Method:	SW846 8260B	**Percent Solids:**	79.1
Project:	AK Allen, 255 East 2nd Street, Mineola, NY		

VOA TCL List

CAS No.	Compound	Result	RL	MDL	Units	Q
95-63-6	**1,2,4-Trimethylbenzene**	ND	7.0	0.38	ug/kg	
108-67-8	**1,3,5-Trimethylbenzene**	ND	7.0	0.40	ug/kg	
75-01-4	Vinyl chloride	ND	7.0	0.57	ug/kg	
1330-20-7	Xylene (total)	ND	2.8	0.63	ug/kg	

CAS No.	Surrogate Recoveries	Run# 1	Run# 2	Limits
1868-53-7	Dibromofluoromethane	94%		71-117%
17060-07-0	1,2-Dichloroethane-D4	85%		62-124%
2037-26-5	Toluene-D8	96%		78-115%
460-00-4	4-Bromofluorobenzene	111%		73-127%

CAS No.	Tentatively Identified Compounds	R.T.	Est. Conc.	Units	Q
124-38-9	Carbon dioxide	2.79	860	ug/kg	JNB
	cycloalkane/alkene	16.59	16	ug/kg	J
	alkane	17.83	42	ug/kg	J
	alkene	18.75	30	ug/kg	J
	cycloalkane/alkene	19.40	75	ug/kg	J
	alkane	19.73	16	ug/kg	J
	alkene	20.95	41	ug/kg	J
	C3 alkyl benzene	21.71	19	ug/kg	J
	cycloalkane/alkene	21.87	24	ug/kg	J
	naphthalene decahydro-methyl	23.07	62	ug/kg	J
	cycloalkane/alkene	24.13	17	ug/kg	J
	Total TIC, Volatile		342	ug/kg	J

ND = Not detected MDL - Method Detection Limit
RL = Reporting Limit
E = Indicates value exceeds calibration range

J = Indicates an estimated value
B = Indicates analyte found in associated method blank
N = Indicates presumptive evidence of a compound

Accutest Laboratories

Report of Analysis

Client Sample ID:	EP-24 L		
Lab Sample ID:	N41180-2	**Date Sampled:**	06/11/03
Matrix:	SO - Soil	**Date Received:**	06/12/03
Method:	SW846 8270C SW846 3550B	**Percent Solids:**	79.1
Project:	AK Allen, 255 East 2nd Street, Mineola, NY		

	File ID	DF	Analyzed	By	Prep Date	Prep Batch	Analytical Batch
Run #1	F37165.D	1	06/16/03	ENZ	06/15/03	OP14079	EF2116
Run #2							

	Initial Weight	Final Volume
Run #1	30.0 g	1.0 ml
Run #2		

BN TCL List

CAS No.	Compound	Result	RL	MDL	Units	Q
83-32-9	Acenaphthene	ND	84	9.7	ug/kg	
208-96-8	Acenaphthylene	ND	84	10	ug/kg	
120-12-7	Anthracene	ND	84	16	ug/kg	
56-55-3	Benzo(a)anthracene	ND	84	15	ug/kg	
50-32-8	Benzo(a)pyrene	ND	84	15	ug/kg	
205-99-2	Benzo(b)fluoranthene	ND	84	23	ug/kg	
191-24-2	Benzo(g,h,i)perylene	ND	84	19	ug/kg	
207-08-9	Benzo(k)fluoranthene	ND	84	9.3	ug/kg	
101-55-3	4-Bromophenyl phenyl ether	ND	84	14	ug/kg	
85-68-7	Butyl benzyl phthalate	ND	84	21	ug/kg	
91-58-7	2-Chloronaphthalene	ND	84	9.0	ug/kg	
106-47-8	4-Chloroaniline	ND	210	25	ug/kg	
86-74-8	Carbazole	ND	84	17	ug/kg	
218-01-9	Chrysene	ND	84	18	ug/kg	
111-91-1	bis(2-Chloroethoxy)methane	ND	84	9.8	ug/kg	
111-44-4	bis(2-Chloroethyl)ether	ND	84	8.1	ug/kg	
108-60-1	bis(2-Chloroisopropyl)ether	ND	84	19	ug/kg	
7005-72-3	4-Chlorophenyl phenyl ether	ND	84	11	ug/kg	
95-50-1	1,2-Dichlorobenzene	ND	84	12	ug/kg	
541-73-1	1,3-Dichlorobenzene	ND	84	12	ug/kg	
106-46-7	1,4-Dichlorobenzene	ND	84	8.3	ug/kg	
121-14-2	2,4-Dinitrotoluene	ND	84	19	ug/kg	
606-20-2	2,6-Dinitrotoluene	ND	84	15	ug/kg	
91-94-1	3,3'-Dichlorobenzidine	ND	210	22	ug/kg	
53-70-3	Dibenzo(a,h)anthracene	ND	84	22	ug/kg	
132-64-9	Dibenzofuran	ND	84	10	ug/kg	
84-74-2	Di-n-butyl phthalate	ND	84	16	ug/kg	
117-84-0	Di-n-octyl phthalate	ND	84	30	ug/kg	
84-66-2	Diethyl phthalate	ND	84	46	ug/kg	
131-11-3	Dimethyl phthalate	ND	84	11	ug/kg	
117-81-7	bis(2-Ethylhexyl)phthalate	ND	84	21	ug/kg	
206-44-0	Fluoranthene	ND	84	15	ug/kg	

ND = Not detected MDL - Method Detection Limit
RL = Reporting Limit
E = Indicates value exceeds calibration range

J = Indicates an estimated value
B = Indicates analyte found in associated method blank
N = Indicates presumptive evidence of a compound

Report of Analysis

Client Sample ID:	EP-24 L		
Lab Sample ID:	N41180-2	**Date Sampled:**	06/11/03
Matrix:	SO - Soil	**Date Received:**	06/12/03
Method:	SW846 8270C SW846 3550B	**Percent Solids:**	79.1
Project:	AK Allen, 255 East 2nd Street, Mineola, NY		

BN TCL List

CAS No.	Compound	Result	RL	MDL	Units	Q
86-73-7	Fluorene	ND	84	8.6	ug/kg	
118-74-1	Hexachlorobenzene	ND	84	13	ug/kg	
87-68-3	Hexachlorobutadiene	ND	84	13	ug/kg	
77-47-4	Hexachlorocyclopentadiene	ND	840	30	ug/kg	
67-72-1	Hexachloroethane	ND	210	13	ug/kg	
193-39-5	Indeno(1,2,3-cd)pyrene	ND	84	29	ug/kg	
78-59-1	Isophorone	ND	84	12	ug/kg	
91-57-6	2-Methylnaphthalene	ND	84	8.7	ug/kg	
88-74-4	2-Nitroaniline	ND	210	22	ug/kg	
99-09-2	3-Nitroaniline	ND	210	23	ug/kg	
100-01-6	4-Nitroaniline	ND	210	26	ug/kg	
91-20-3	Naphthalene	ND	84	8.6	ug/kg	
98-95-3	Nitrobenzene	ND	84	16	ug/kg	
621-64-7	N-Nitroso-di-n-propylamine	ND	84	17	ug/kg	
86-30-6	N-Nitrosodiphenylamine	ND	210	14	ug/kg	
85-01-8	Phenanthrene	ND	84	14	ug/kg	
129-00-0	Pyrene	ND	84	15	ug/kg	
120-82-1	1,2,4-Trichlorobenzene	ND	84	15	ug/kg	

CAS No.	Surrogate Recoveries	Run# 1	Run# 2	Limits
4165-60-0	Nitrobenzene-d5	59%		30-122%
321-60-8	2-Fluorobiphenyl	59%		39-112%
1718-51-0	Terphenyl-d14	66%		24-138%

CAS No.	Tentatively Identified Compounds	R.T.	Est. Conc.	Units	Q
	system artifact/aldol-condensation	4.47	250	ug/kg	J
	system artifact/aldol-condensation	4.53	1400	ug/kg	J
	system artifact/aldol-condensation	5.24	42000	ug/kg	J
10544-50-0	Cyclic octaatomic sulfur	17.81	1400	ug/kg	JN
	unknown	20.80	200	ug/kg	J
	unknown	24.91	340	ug/kg	J
	unknown	26.94	290	ug/kg	J
	unknown	27.08	7800	ug/kg	J
	unknown	27.28	1100	ug/kg	J
	unknown	27.45	990	ug/kg	J
	unknown	28.09	710	ug/kg	J
	unknown	28.76	1400	ug/kg	J
	Total TIC, Semi-Volatile		14230	ug/kg	J

ND = Not detected MDL - Method Detection Limit
RL = Reporting Limit
E = Indicates value exceeds calibration range

J = Indicates an estimated value
B = Indicates analyte found in associated method blank
N = Indicates presumptive evidence of a compound

Accutest Laboratories

Report of Analysis

Client Sample ID:	EP-24 L		
Lab Sample ID:	N41180-2	**Date Sampled:**	06/11/03
Matrix:	SO - Soil	**Date Received:**	06/12/03
Method:	SW846 8082 SW846 3550B	**Percent Solids:**	79.1
Project:	AK Allen, 255 East 2nd Street, Mineola, NY		

	File ID	DF	Analyzed	By	Prep Date	Prep Batch	Analytical Batch
Run #1	EF44319.D	1	06/13/03	SY	06/12/03	OP14047	GEF2281
Run #2							

	Initial Weight	Final Volume
Run #1	30.2 g	10.0 ml
Run #2		

PCB List

CAS No.	Compound	Result	RL	MDL	Units	Q
12674-11-2	Aroclor 1016	ND	21	3.0	ug/kg	
11104-28-2	Aroclor 1221	ND	21	6.4	ug/kg	
11141-16-5	Aroclor 1232	ND	21	4.8	ug/kg	
53469-21-9	Aroclor 1242	ND	21	3.6	ug/kg	
12672-29-6	Aroclor 1248	ND	21	3.2	ug/kg	
11097-69-1	Aroclor 1254	ND	21	2.1	ug/kg	
11096-82-5	Aroclor 1260	ND	21	3.7	ug/kg	

CAS No.	Surrogate Recoveries	Run# 1	Run# 2	Limits
877-09-8	Tetrachloro-m-xylene	82%		12-142%
877-09-8	Tetrachloro-m-xylene	79%		12-142%
2051-24-3	Decachlorobiphenyl	85%		14-160%
2051-24-3	Decachlorobiphenyl	81%		14-160%

ND = Not detected MDL - Method Detection Limit
RL = Reporting Limit
E = Indicates value exceeds calibration range

J = Indicates an estimated value
B = Indicates analyte found in associated method blank
N = Indicates presumptive evidence of a compound

Accutest Laboratories

Report of Analysis

Client Sample ID:	EP-24 L		
Lab Sample ID:	N41180-2	**Date Sampled:**	06/11/03
Matrix:	SO - Soil	**Date Received:**	06/12/03
		Percent Solids:	79.1
Project:	AK Allen, 255 East 2nd Street, Mineola, NY		

Metals Analysis

Analyte	Result	RL	Units	DF	Prep	Analyzed	By	Method	Prep Method
Arsenic	3.0	1.3	mg/kg	1	06/13/03	06/14/03	ND	SW846 6010B	SW846 3050B
Barium	33.5	25	mg/kg	1	06/13/03	06/14/03	ND	SW846 6010B	SW846 3050B
Cadmium	<0.63	0.63	mg/kg	1	06/13/03	06/14/03	ND	SW846 6010B	SW846 3050B
Chromium	16.8	1.3	mg/kg	1	06/13/03	06/14/03	ND	SW846 6010B	SW846 3050B
Lead	7.7	1.3	mg/kg	1	06/13/03	06/14/03	ND	SW846 6010B	SW846 3050B
Mercury	<0.041	0.041	mg/kg	1	06/13/03	06/13/03	WG	SW846 7471A	SW846 7471A
Selenium	1.3	1.3	mg/kg	1	06/13/03	06/14/03	ND	SW846 6010B	SW846 3050B
Silver	<1.3	1.3	mg/kg	1	06/13/03	06/14/03	ND	SW846 6010B	SW846 3050B

RL = Reporting Limit

Premier Environmental Services.

DATA USABILTY SUMMARY REPORT (DUSR)
OF THE
AK ALLEN SITE
MINEOLA, NEW YORK

ORGANIC AND
INORGANIC ANALYSES IN
AQUEOUS AND NON-AQUEOUS
SAMPLES

ACCUTEST LABORATORIES, INC.
DAYTON, NEW JERSEY

REPORT NUMBER:
N40376

January, 2004

Prepared for
C.A. Rich Consultants, Inc.
Plainview, New York

Prepared by
Premier Environmental Services
2815 Covered Bridge Road
Merrick, New York 11566
(516)223-9761

NYS DEC Data Usability Summary Report

DATA VALIDATION FOR:	Volatile Organic Analyses, Base Neutral Semivolatile Organic Analyses, Polychlorinated Biphenyl Analyses
SITE:	AK Allen Mineola, NY
CONTRACT LAB:	Accutest Laboratories, Inc. Dayton, New Jersey
REVIEWER:	Renee Cohen
DATE REVIEW COMPLETED:	January, 2004
MATRIX:	Aqueous and Non-Aqueous

The data validation was performed according to the guidelines in the described in the New York State Department of Environmental Conservation, Division of Environmental Remediation, Guidance for the Development of Data Usability Summary Reports (DUSR). In addition the data was been reviewed using the protocol specified in the NYS Analytical Services Protocol ('95).

All data are considered valid and acceptable except those analytes which have been rejected "R" (unreliable/unusable). Due to various QC problems some analytes may have been qualified with a "J" (estimated), "N" (presumptive evidence for the presence of the material, "U" (non-detect), or "JN" (presumptive evidence for the presence of the material at an estimated value) flag. All actions are detailed on the attached sheets.

Several factors should be noted for all persons using this data. Persons using this data should be aware that no result is guaranteed to be accurate even if it has passed all QC tests. The main purpose of this review is to appropriately qualify outliers and to determine whether the results presented meet the specific site/project criteria for data quality and data use.

This data set includes thirteen (13) soils and one (1) aqueous Trip Blank sample collected June 2, 2003. All of the samples in this data set were reviewed/validated in this DUSR report. The validated samples are summarized in Table 1 of this report. All of the samples were shipped to Accutest Laboratories, located in Dayton, New Jersey. The samples were received at the laboratory on June 2, 2003. All samples were received in good condition. The samples were analyzed for Volatile Organic Analytes (EPA Method 8260), Base Neutral Semivolatile Organic Analytes (BN SVOA-EPA Method 8270) and Polychlorinated Biphenyl's (PCB's) (EPA Method 8082) as specified on the Chain of Custody (COC) documentation that accompanied the samples to the laboratory. A copy of the COC documents associated with each data set is located in Appendix C of this report. Appendix D of this report includes a copy of correspondence between this validator and the laboratory regarding sample test requests on the COC documents and the final reported results. In addition, the samples were analyzed for RCRA Metals. The inorganic data review is located in the Inorganic Data Usability Summary Report.

DATA USABILITY SUMMARY REPORT (DUSR)
AK ALLEN SITE

1. OVERVIEW:

The soil samples associated with this data set were submitted to the laboratory for the analyses requested on the Chain of Custody (COC) documentation. The samples were analyzed for the organic analytes using EPA Test Methods for the Evaluation of Solid Waste (SW 846), Method 8260/8270/8082. The laboratory provided a deliverables package in accordance with the guidelines in the NYSDEC ASP, Rev '95, Category B.

Thirteen (13) soil samples and one (1) Trip Blank sample were collected June 2, 2003. The samples were received at the laboratory on June 2, 2003. Eleven (11) soil samples and the Trip Blank sample were reviewed/validated for Volatile Organic Analytes. Eleven (11) soil samples were reviewed/validated for Base Neutral Semivolatile Organic Analytes and Polychlorinated Biphenyl's (PCB's).

The NYS ASP Sample Identification Form noted that the samples were analyzed for Volatile Organics via EPA Method 8021 and not PCB's via EPA Method 8082 as listed on the COC documents. The laboratory was contacted to clarify the discrepancy. A copy of this correspondence is located in Appendix D of this report. This discrepancy did not affect sample data. In addition, the laboratory reported PCB and RCRA Metals results for sample SD-4 EP (8'). These analytes were not noted on the COC documents that accompanied the samples to the laboratory. The laboratory provided a copy of the Change Order to cite these changes. A copy has been added to the data report and is enclosed in Appendix D of this report for review purposes.

2. HOLDING TIME:

The amount of an analyte in a sample can change with time due to chemical instability, degradation, volatilization, etc. If the specified holding time is exceeded, the data may not be valid. Preserved volatile organic analyses are required to be analyzed within 10 days of validated time of sample receipt (VTSR) in accordance with the NYSDEC ASP, Rev '95. The technical holding time for properly preserved aqueous and non-aqueous samples is 14 days from collection. Base Neutral Semivolatile Organic and Polychlorinated Biphenyl samples are to be prepared/extracted within five (5) days of validated time of sample receipt (VTSR) in accordance with the NYSDEC ASP, Rev '95. The technical holding time for properly samples is to prepare the aqueous samples within 7 days of collection and the soil samples within fourteen days of collection.

Volatile Organic Analyses

The validated soil and aqueous samples in this data set were analyzed for Volatile Organic Analytes. The samples and associated QC samples were analyzed within the ten (10) days of VTSR.

Base Neutral Semivolatile Organic Analyses

Eleven (11) soil samples were validated in this data set. The samples were extracted in one (1) batch on June 3, 2003. The validated samples were prepared and analyzed within the NYS DEC ASP holding time.

Polychlorinated Biphenyl Analyses

Eleven (11) soil samples were validated in this data set. The soil samples were prepared in one (1) batch on June 3, 2003. All of the samples in this data set were prepared and analyzed within the NYS DEC ASP holding time.

DATA USABILITY SUMMARY REPORT (DUSR)
AK ALLEN SITE

3. SURROGATES:

All samples are spiked with surrogate compounds prior to sample preparation to evaluate the overall laboratory performance and the efficiency of the analytical technique. If the measured surrogate concentrations are outside the QC limits, qualifiers were applied to the effected samples.

Volatile Organic Analyses – Each sample was spiked with the surrogate compounds 1,2-Dichloroethane-d4, 4-Bromofluorobenzene, Toluene-d8 and Dibromofluoromethane. In-house surrogate recovery limits were reported by the laboratory. The percent recovery of each surrogate met QC criteria in each of the validated samples in this data set.

Base Neutral Semivolatile Organic Analyses – Each sample was spiked with the base neutral surrogate compounds Nitrobenzene-d5, 2-Fluorobiphenyl and Terphenyl-d14. The percent recovery of each surrogate met QC criteria in each of the validated sample analyses in this data set.

Polychlorinated Biphenyl Analyses - Each sample was spiked with the surrogate compounds Tetrachloro-m-xylene and Decachlorobiphenyl. In-house surrogate recovery limits were reported by the laboratory. All surrogate recoveries associated with the validated samples met QC criteria.

4. MATRIX SPIKE/SPIKE DUPLICATE, MS/MSD:

The MS/MSD data are generated to determine the long term precision and accuracy of the analytical method in various matrices. The MS/MSD may be used in conjunction with other QC criteria for additional qualification of data. The laboratory used the in-house generated recovery criteria and RPD (precision) data for reporting purposes.

Volatile Organic Analyses

Two (2) soil and one (1) aqueous Matrix Spike/Matrix Spike Duplicate sample sets are associated with this data set. Sample EP-19 was utilized as a MS/MSD analysis for the soil samples analyzed on June 3, 2003. All Percent Recoveries and Relative Percent Differences met QC criteria in this MS/MSD sample set. Sample FD-01 EP (N) was utilized as a MS/MSD analysis for the soil samples analyzed on June 4, 2003. All Percent Recoveries with the exception of 1,3,5-Trimethylbenzene (48%/48%) met QC criteria. The recovery of this analyte met QC criteria in the Blank Spike sample, therefore, no action was taken. All Relative Percent Differences met QC criteria in this MS/MSD sample set. One (1) aqueous MS/SD sample was batch QC. Data was not qualified based on the percent recovery and relative percent difference in batch QC sample data.

Base Neutral Semivolatile Organic Analyses

Sample EP-18 was utilized as the soil MS/MSD sample. This sample (EP-18) is a sample not chosen for data validation, however, it is a site specific sample. All Percent Recoveries and Relative Percent Differences reported with this MS/MSD sample met QC criteria.

Polychlorinated Biphenyl Analyses

Sample EP-18 was utilized as the soil MS/MSD sample. This sample (EP-18) is a sample not chosen for data validation, however, it is a site specific sample. All Percent Recoveries and Relative Percent Differences reported with this MS/MSD sample met QC criteria.

DATA USABILITY SUMMARY REPORT (DUSR)
AK ALLEN SITE

5. BLANK SPIKE ANALYSIS:

The NY ASP protocol requires that a blank spike analysis be performed with each sample batch. The blank spike analysis is used to insure that the analytical system is in control. The laboratory applied in-house recovery limits for each analyte.

Volatile Organic Analytes

The laboratory reported three (3) blank spike sample analyses with this data set. Each of the blank spike samples was fortified with all reported analytes. The spike recoveries of each analyte in each of the blank spike samples met QC criteria.

Base Neutral Semivolatile Organic Analytes

The laboratory prepared and analyzed one (1) soil blank spike analysis with this data set. The sample was spiked with all reported analytes. All spike recoveries in the blank spike sample met QC criteria.

Polychlorinated Biphenyl Analyses

The laboratory performed one blank spike analysis with this data set. The sample was spiked with Aroclor 1016 and Aroclor 1260. All spike recoveries in the blank spike sample met QC criteria.

6. BLANK CONTAMINATION:

Quality assurance (QA) blanks, such as the method, trip, field, or rinse blanks are prepared to identify any contamination that may have been introduced into the samples during sample preparation or field activity. Method blanks measure laboratory contamination. Trip blanks measure cross-contamination of samples during shipment. Field blanks measure cross-contamination of samples during field operations. Samples are then qualified based on blank contamination when detected.

A) Method Blank contamination

Volatile Organic Analyses

Two (2) soil method blank samples are associated with this data set. Each was free from contamination of target analytes. Each of the soil method blanks contained Carbon Dioxide, reported as a non-target (TIC) analyte. Carbon Dioxide was detected in each of the validated soil samples. Carbon Dioxide has been negated in each of the validated soil samples and qualified "U".

Qualified data result pages are located in Appendix B of this report.

One (1) aqueous method blank is associated with this data set. It was free from contamination of both target and non-target analytes.

DATA USABILITY SUMMARY REPORT (DUSR)
AK ALLEN SITE

6. BLANK CONTAMINATION (cont'd):

A) Method Blank contamination

Base Neutral Semivolatile Organic Analyses

One (1) soil method blank sample is associated with the validated samples in this data set. The soil method blank analyzed on Instrument B was free from contamination of all target analytes. Aldol Condensation Products (ACP) and system artifacts at retention time 3:60 and 4:96 minutes were detected in this method blank sample. Accutest Laboratories did not qualify the ACP on the sample result forms with a "B" to indicate that they were blank contaminants, however, they were not added when total TIC's detected were reported for each sample. These reported TIC's were detected in each of the validated soil samples in this data set. When detected, these ACP's and system artifacts have been negated and qualified "U".

Qualified data result pages are located in Appendix B of this report.

Polychlorinated Biphenyl Analyses

One (1) soil method blank is associated with the validated samples in this data set. It was free from contamination of all target analytes.

B) Field Blank contamination

Volatile Organic Analyses

A Field Blank sample is not associated with this data set.

Base Neutral Semivolatile Organic Analyses

A Field Blank sample is not associated with this data set.

Polychlorinated Biphenyl Analyses

A Field Blank sample is not associated with this data set.

C) Trip Blank contamination

Volatile Organic Analyses

The Trip Blank (TB 6/2) sample was free from contamination of all target and non-target analytes.

DATA USABILITY SUMMARY REPORT (DUSR)
AK ALLEN SITE

7. GC/MS CALIBRATION:

Satisfactory instrument calibration is established to ensure that the instrument is capable of producing acceptable quantitative data. An initial calibration demonstrates that the instrument is capable of giving acceptable performance at the beginning of an experimental sequence. The continuing calibration verifies that the instrument is giving satisfactory daily performance. USEPA data validation criteria is the same for all analytes in both GC/MS Volatile and GC/MS Semivolatile Organic analyses, therefore, all text discussion is for VOA and SVOA samples analyses.

A) RESPONSE FACTOR

The response factor measures the instrument's response to specific chemical compounds. USEPA data review requires that the response factor of all analytes be greater than or equal to 0.05 in both initial and continuing calibration analyses. A value less than 0.05 indicates a serious detection and quantitation problem (poor sensitivity). USEPA data validation criteria states that if the minimum RRF criteria is not met in an initial calibration the positive results are qualified "J". Non detect results in the initial calibration with a RRF <0.05 are qualified "R", unusable. If RRF criteria is not met in the continuing calibration curve analysis, effected positive analytes will be qualified "J" estimated. Those analytes not detected are not qualified. The SW-846 Methods cite specific analytes known as System Performance Check Compounds (SPCC). Minimum response criteria is set for these analytes. If the minimum criteria is not met, analyses must stop and the source of problems must be found and corrected. Data associated with this set has been reviewed for the criteria in the cited in the EPA Method and the USEPA criteria.

Volatile Organic Analyses

Two (2) initial calibration curves are associated with this data set. The laboratory performed an initial multi-level soil calibration on June 2, 2003 (Inst.G). The RRF for all target compounds met QC criteria in this initial calibration curve.

An aqueous multi-level aqueous calibration curve was analyzed May 16, 2003 (Inst. U). The RRF for all target compounds met QC criteria in this initial calibration curve.

Two (2) soil continuing calibration standards are associated with this data set. All response factors of the target analytes met QC criteria in this continuing calibration standard analysis.

One (1) aqueous continuing calibration standards are associated with this data set. All response factors of the target analytes met QC criteria in this continuing calibration standard analysis.

Base Neutral Semivolatile Organic Analyses

One (1) initial calibration curves are associated with this data set. The laboratory performed the initial multi level calibration on May 30, 2003 (Inst. B). The RRF for all target compounds met QC criteria in this initial calibration curve.

One (1) continuing calibration standards are associated with this data set. The response factor of all target analytes met QC criteria in the continuing calibration standard analysis.

DATA USABILITY SUMMARY REPORT (DUSR)
AK ALLEN SITE

7. GC/MS CALIBRATION (cont'd)

B) PERCENT RELATIVE STANDARD DEVIATION (RSD) AND PERCENT DIFFERENCE (%D):

Percent RSD is calculated from the initial calibration and is used to indicate the stability of the specific compound response factor over increasing concentration. Percent D compares the response factor of the compounds in the continuing calibration standard to the mean response factor (RRF) from the initial calibration. Percent D is a measure of the instrument's daily performance. Region II data validation criteria states that the percent RSD of the initial calibration curve must be less than or equal to 30%. The %D must be <25% in the continuing calibration standard. This criteria has been applied to all target analytes. A value outside of these limits indicates potential detection and quantitation errors. For these reasons, all positive results are flagged as estimated, "J" and non-detects may be flagged "UJ", based on professional judgement. If %RSD and %D grossly exceed QC criteria (>90%), non-detects data may be qualified "R", unuseable. Data associated with this set has been reviewed for the criteria in the cited in the USEPA Data Validation Guidelines.

Volatile Organic Analyses

Two (2) initial calibration curves are associated with this data set. The laboratory performed one (1) initial multi level soil calibration on June 2, 2003 (Inst.G). The %RSD for all target compounds met QC criteria in this initial calibration curve. An aqueous initial calibration curve was analyzed on May 16, 2003 (Inst. U). The %RSD for all target compounds met QC criteria in this initial calibration curve.

Two (2) soil continuing calibration standard is associated with this data set. All % Difference criteria were met for all target analytes in these continuing calibration standard analyses.

One (1) aqueous continuing calibration standard is associated with this data set. All % Difference criteria were met for all target analytes in the continuing calibration standard analysis.

Base Neutral Semivolatile Organic Analyses

One (1) initial calibration curves are associated with this data set. The laboratory performed the initial multi level calibrations on May 30, 2003 (Inst. B). The %RSD criteria were met for all target compounds in the initial calibration curve.

One (1) continuing calibration standard is associated with this data set. All %Difference/Deviation criteria were met for the target analytes in this continuing calibration standard analysis.

DATA USABILITY SUMMARY REPORT (DUSR)
AK ALLEN SITE

8. GC CALIBRATION

GC Calibration of the PCB's was performed in accordance with the USEPA SW846 method. All analyses are performed using a single injection with a splitter and dual column (ZB1-ZB-1701) analysis. This included the analysis of a six-point calibration curve of Aroclor 1260 and Aroclor 1016. The Aroclor calibration factors and retention time windows are established. The %RSD of each peak must be less than 20% in the initial calibration curve analysis. One (1) single mid-level calibration standard was analyzed for each of the other Aroclors reported. Continuing calibration is performed after each ten (10) field samples. %Deviation is calculated. Review of continuing calibration standard is performed. Data qualifiers were applied when QC criteria was not met. Instrument and calibration criteria are then summarized on laboratory generated forms that were included in the data report for review.

One (1) initial calibration curve is associated with this data set. The initial calibration curve associated with the validated samples was analyzed June 3, 2003. All calibration data associated with the validated samples met QC criteria in terns of response factor and %RSD.

Three (3) continuing calibration standard analyses are associated with the validated samples. All QC criteria were met in each of the continuing calibration standard analyses.

9. GC/MS MASS SPECTROMETER TUNING:

Tuning and performance criteria are established to ensure adequate mass resolution, proper identification of compounds, and to some degree, sufficient instrument sensitivity. These criteria are not sample specific. Instrument performance is determined using standard materials. Therefore, these criteria should be met in all circumstances. The tuning standard for volatile organics is Bromofluorobenzene (BFB). The tuning compound for semivolatile organic analyses is decafluorotriphenylphosphine (DFTPP). If the mass calibration is in error, or missing, all associated data will be classified as unusable, "R".

Volatile Organic Analyses/Base Neutral Semivolatile Organic Analyses – All Instrument Tuning criteria was met for these sample analyses.

DATA USABILITY SUMMARY REPORT (DUSR)
AK ALLEN SITE

10. GC/MS INTERNAL STANDARDS PERFORMANCE:

Internal standard (IS) performance criteria ensure that the GC/MS sensitivity and response are stable during every run. The method recommends that the internal standard area count must not vary by more than a factor of 2 (-50%to +100%) from the associated continuing calibration standard. The method recommends that the retention time of the internal standard must not vary more than ±30 seconds from the associated continuing calibration standard. The EPA CLP validation guidelines state that if the area count is outside the (-50% to +100%) range of the associated standard, all of the positive results for compounds quantitated using that IS are qualified estimated, "J", and all non-detects below 50% are qualified "UJ", non detects above 100% should not be qualified or "R" if there is a severe loss of sensitivity. The internal standard evaluation criteria are applied to all field and QC samples.

Volatile Organic Analyses

All samples were fortified with the internal standards Tert Butyl Alcohol-d9, Pentafluorobenzene, 1,4-Difluorobenzene, Chlorobenzene-d5 and 1,4-Dichlorobenzene-d4. All internal standard area criteria were met for the validated samples in this data set.

Base Neutral Semivolatile Organic Analyses

The validated samples were fortified with the internal standards 1,4-Dichlorobenzene-d4, Naphthalene-d8, Acenaphthene-d10, Phenanthrene-d10, Chrysene-d12 and Perylene-d12. All Internal Standard QC criteria were met for the validated samples in this data set.

11. COMPOUND IDENTIFICATION:

Target compounds are identified on the GC/MS by using the analyte's relative retention time (RRT) and by comparison to the ion spectra obtained from known standards. For the results to be a positive hit, the sample peak must be within ± 0.06 RRT units of the standard compound, and have an ion spectra which has a ratio of the primary and secondary ion intensities with 20% of that in the standard compound. Target compounds are identified on the GC by using the analytes retention time. Concentration is quantitated from the initial calibration curve.

Volatile Organic Analyses

All of the soil samples reported the VOA 8260 analytes specified on the COC documents. In addition, the analytes 1,2,4-Trimethylbenzene and 1,3,5-Trimethylbenzene were reported. A Library Search was performed and reported with all samples in this data set. The laboratory reported the target analytes to the determined method detection limit. All validated samples were analyzed and reported without dilution except where noted below. All soil sample data was reported on a dry weight basis.

DATA USABILITY SUMMARY REPORT (DUSR)
AK ALLEN SITE

11. COMPOUND IDENTIFICATION (cont'd)

Base Neutral Semivolatile Organic Analyses

The laboratory reported the Base Neutral Semivolatile target analytes to the determined method detection limit. A Library Search was performed and reported with all samples in this data set. The validated samples were analyzed and reported without dilution. All soil sample data was reported on a dry weight basis.

The validated soil sample was prepared and analyzed in accordance with the method cited. The soil samples were prepared using approximately 30 grams of sample. A number of the sample chromatograms exhibited matrix interference in the form of a "hump". The samples also contained a number of non-target compounds/alkanes. These alkanes were reported as TIC's on the data result pages.

Polychlorinated Biphenyl Analyses

Samples were prepared and analyzed in accordance with the method cited. Samples were extracted using approximately 1.0 - 1.5 grams of soil. The final volume of the extract was ten (10) mls. This raised the reporting limits by a factor of 20. This additional dilution was discussed and agreed upon by CA Rich Consultants and Accutest Laboratories prior to sample analysis and data reporting. All required detection limits were met. The sample extracts were Acid and Copper cleaned prior to sample analysis in order to reduce any sample matrix interference. Soil sample data results are reported on a dry weight basis.

12. FIELD DUPLICATE SAMPLE ANALYSES:

Field duplicate samples are collected and analyzed as an indication of overall field precision. These results are expected to have more variability than laboratory duplicate samples. Target analytes reported above the reporting limit are summarized below. Data was not qualified based on the RPD of field duplicate sample analyses. CA Rich Consultants collected soil samples EP-21 and EP-21D as field duplicates samples in this data set.

Sample ID: EP-21 (N40376-4)/EP-21D (N40376-5)

Analyte	Concentration (ug/kg)	Concentration (ug/kg)	RPD (%)
Acetone	28.9	31.5	8.6
2-Butanone (MEK)	7.8 J	9.2 J	16.5
Fluoranthene	30.5 J	ND	NC
Phenanthrene	23.4 J	ND	NC
Pyrene	25.8 J	ND	NC
Total BN SVOA TIC's	6500 J	4500 J	36.3

ND denotes Not Detected
NC denotes Not Calculated

DATA USABILITY SUMMARY REPORT (DUSR)
AK ALLEN SITE

13. OVERALL ASSESSMENT:

Analytical QC criteria were met for these analyses. The data reported agrees with the raw data provided in the final report with the exception of the parameters for sample SD-4 RP (8') and the ASP Summary Form. The laboratory was contacted and associated report pages were edited. A copy of the change order was provided for review. A copy of the correspondence associated with these issues is located in Appendix D of this report. The laboratory provided a complete data package and reported all data using acceptable protocols and laboratory qualifiers as defined in the report package. All soil sample data was reported on a dry weight basis.

The sample data results reported for this data set are acceptable for use, with the noted data qualifiers.

NYS DEC Data Usability Summary Report

DATA VALIDATION FOR:	**RCRA Metals**
SITE:	**AK Allen** **Mineola, NY**
CONTRACT LAB:	**Accutest Laboratories** **Dayton, New Jersey**
REVIEWER:	**Renee Cohen**
DATE REVIEW COMPLETED:	**January, 2004**
MATRIX:	**Non-Aqueous, Aqueous**

This data assessment is for eleven (11) soil samples collected on June 2, 2003. The validated samples are summarized in Table 1 of this report. All of the samples were collected and shipped to Accutest Laboratories, located in Dayton, New Jersey. The COC indicated which samples were to be analyzed for the RCRA Metals group. A copy of the COC documents associated with the data set is located in Appendix C of this report. These samples were analyzed for some organic parameters. The data review associated with the organic analyses is located in the Organic Data Usability Report (DUSR).

The data evaluation was performed according to the guidelines noted in the "National Functional Guidelines for Inorganic Data Review, February 1994 and the NYSDEC ASP. A Data Usability Summary Report (DUSR) has been prepared in accordance with the guidelines of the New York State Division of Environmental Remediation.

Several factors should be noted for all persons using this data. Persons using this data should be aware that no result is guaranteed to be accurate even if it has passed all QC tests. The main purpose of this review is to appropriately qualify outliers and to determine whether the results presented meet the specific site/project criteria for data quality and data use.

Table 1 of this report contains a cross reference between the Field Sample ID's and the Laboratory Sample ID's.

Appendix A of this Data Usability Summary Report (DUSR) contains a summary of the data qualifiers that may be used in the report. Appendix B contains the qualified data result pages. Appendix C contains the Chain of Custody (COC) documents associated with this data set. Appendix D of this report includes copies of correspondence between this data validator and the laboratory.

DATA USABILITY SUMMARY REPORT (DUSR)
AK ALLEN SITE

1. OVERVIEW

Thirteen (13) soil samples and one (1) Trip Blank sample were collected June 2, 2003 and delivered to Accutest Laboratories, Inc. The samples were received at the laboratory on June 2, 2003. A total of eleven (11) soil samples were reviewed/validated. A list of the reviewed samples is located in Table 1 of this report.

The laboratory reported PCB and RCRA Metals results for sample SD-4 EP (8'). These parameters were not noted on the COC documents that accompanied the samples to the laboratory. The laboratory was contacted to address this discrepancy. The laboratory provided a copy of the Change Order to cite these changes. A copy has been added to the data report and is enclosed in Appendix D of this report for review purposes.

2. HOLDING TIME

The amount of an analyte in a sample can change with time due to chemical instability, degradation, volatilization, etc. If the specified holding time is exceeded, the data may not be valid. Metals with the exception of Mercury, are required to be digested and analyzed within 180 days of Verified Time of Sample Receipt (VTSR). Mercury samples are to be digested and analyzed within 26 days of VTSR.

All sample analyses associated with Project ID: N40376 were prepared/digested and analyzed within the proper holding time.

3. CALIBRATION ANALYSIS

Inductively Coupled Plasma (ICP) was utilized for these analyses. The ICP was calibrated using a single point standard as required by the manufacturer. An initial calibration verification (ICV) standard was then analyzed to verify instrument calibration. The validated samples in this data set were analyzed in two (2) analytical sequences. The sequence analyzed June 3, 2003 was used to analyze all of the validated samples with the exception of sample SD-4 EP (8'). This sample was analyzed in an ICP sequence on June 19, 2003. Recoveries of the ICV standards associated with each of the analytical sequences met QC criteria. One continuing calibration verification (CCV) standard was then analyzed after each ten (10) field samples in each sequence. All CCV percent recoveries met QC criteria in each of the analytical sequences.

Analysis for Cold Vapor Mercury is calibrated using multi point standards and calculating the correlation coefficient of the curve. One of the calibrations standards must be analyzed at the CRDL. Three (3) analytical sequences are associated with the validated samples in this data set. The sequences were analyzed on June 4, 2003, June 11, 2003 and June 20, 2003. All initial calibration criteria were met in each of the sequences. Continuing calibration standard analysis was performed using a mid point standard and calculating the concentration of the standard in terms of recovery from the initial calibration curve. All continuing calibration analyses associated with these sequences met QC criteria.

4. CRDL STANDARD

The CRDL standard is used for the verification of instrument linearity near the CRDL. The CRDL standard control limits are 80%-120% recovery. If the CRDL standard falls outside of the control limits, associated data less than or equal to the 10X the CRDL are qualified estimated (J or UJ) or rejected (R) depending on the recovery of the CRDL standard and the concentration of the analyte in the sample. If the recovery of the CRDL standard is greater than 120% and the result is above the reporting limit the data results were qualified "K" biased high. If the recovery of the CRDL standard is greater than 120% and the result is reported ND, the data results are acceptable and no qualification is applied.

The ICP CRDL standards associated with the soil sequence analyzed June 3, 2003 met QC criteria with the exception of Lead (135%) and Selenium (134%/123%). The qualifier "J" estimated has been applied to the positive sample results for Lead in the samples associated with this analytical sequence. Selenium was not detected in any of the associated soil samples, therefore, data qualifiers were not needed.

The ICP CRDL standards associated with the soil sequence analyzed June 19, 2003 met QC criteria with the exception of Arsenic (136%/136%) and Selenium (130%/77%). This sequence is associated with the analysis f sample SD-4 EP (8'). The qualifier "J" estimated has been applied to the positive sample result of Arsenic in this sample. "UJ" has been added to the Selenium result in this sample.

Qualified data result pages are located in Appendix B of this report.

5. INTERFERENCE CHECK STANDARD

The Interference Check Standard (ICS) is used to verify the laboratory interelement and background correction factors of the ICP. Two solutions comprise the ICS A and ICS AB. Solution A consists of the interferent metals while solution AB is the group of target analytes and the interferents metals. An ICS analysis consists of analyzing both solutions consecutively for all wavelengths used for each analyte reported by ICP.

The ICSA and ICSAB recoveries associated with each of the ICP analytical sequences met QC criteria.

6. MATRIX SPIKE/MATRIX SPIKE DUPLICATE (MS/MSD) ANALYSIS

The spike sample analysis provides information about the effect of the sample matrix upon the digestion and measurement methodology. The spike control limits are 75%-125% when the sample concentration is less than four (4) times the spike added. If the matrix spike recoveries fall in the range of 30%-74%, the sample results are may be biased low and are qualified as estimated (J or UJ). If the matrix spike recoveries fall in the range of 126%-200%, sample results may be biased high. Positive results are qualified estimated (J). If the spike recovery is greater than 125% and the reported sample results are less than the IDL the data point is acceptable for use. If the matrix spike recovery is greater than 200%, the associated sample data are unusable and are rejected (R). If matrix spike results are less than 30%, the associated non-detect results are qualified unusable and rejected (R), and the results reported above the IDL are qualified estimated (J).

The soil samples were prepared for ICP analysis in two batches. MS/MSD analysis was performed on sample FD-01 EP (N). All percent recoveries met QC criteria in the MS and MSD sample with the exception of Chromium (-65.7%/-58.2%). Chromium has been qualified "UJ/J" estimated in the associated soil samples. Batch QC was utilized for the preparation batch that included sample SD-4 EP (8'). Data was not qualified based on the Percent Recovery of the spiked analyte or the Relative Percent Difference of the MS/MSD results in the Batch QC sample.

Blank spike sample analysis was prepared with each digestion batch. The blank spike was fortified with all analytes of interest. All spike recoveries met QC criteria in each of the blank spike samples.

The CVAA samples in this data set were prepared in three (3) batches. Batch QC was utilized for each of the three (3) sample batches. Data was not qualified based on the recoveries in Batch QC samples.

Blank spike sample analysis was also prepared with each digestion batch. The blank spike was fortified with Mercury. The Mercury recovery met QC criteria in the blank spike sample.

7. POST DIGESTION SPIKE ANALYSIS

The post digestion spike sample analysis provides additional information about the effect of the sample matrix upon the digestion and measurement methodology. The post digestion spike is performed for each analyte that the pre-digestion spike recovery falls outside the 75-125% control limit.

Accutest Laboratories did not perform post digestion spike analysis with the validated samples in this data set. Post spike digestion analysis could have confirmed matrix interference of Chromium in sample FD-01 EP (N). Additional data qualification was not applied based on this anomaly.

8. DUPLICATE SAMPLE ANALYSIS

The laboratory duplicate sample analysis is used to evaluate the laboratory precision of the method for each analyte. If the duplicate sample analysis results for a particular analyte fall outside the control windows of 20% RPD or +/- CRDL, whichever is appropriate depending upon the concentration of the sample, the associated sample results are qualified "J" estimated.

Accutest Laboratories did not perform sample duplicate analysis, however, matrix spike analysis was performed in duplicate. Sample FD-01 EP (N) was used for the site specific MS/MSD analysis. All RPD's met QC criteria in this MS/MSD sample set. Batch QC was utilized for the other ICP digestion batch. Batch QC was utilized for all three (3) Mercury digestion batches. The Relative Percent Difference (RPD) of the MS and MSD analysis was not reviewed in Batch QC sample analyses.

9. ICP SERIAL DILUTION

The serial dilution analysis indicates whether significant physical or chemical interference's exist due to the sample matrix. If the concentration of any analyte in the original sample is greater than 50 times the instrument detection limit (IDL), an analysis of a 5-fold dilution samples must yield results which have a percent difference (%D) of less than or equal to 10 with the original sample results. If the %D of the serial dilution exceeds the 10% (and is not greater than 100%) for a particular analyte, all the associated sample results are qualified estimated (J).

Sample FD-01 EP (N) was utilized for one of the ICP digestion batches. All QC criteria were met in this ICP Serial Dilution analysis. Batch QC was utilized for the other ICP Serial Dilution analysis. Data was not qualified based on the result of the serial dilution analysis in the Batch QC sample.

DATA USABILITY SUMMARY REPORT (DUSR)
AK ALLEN SITE

10. FIELD DUPLICATE SAMPLE ANALYSIS

Field duplicate samples are collected and analyzed as an indication of overall precision. These results are expected to have more variability than laboratory duplicate samples. Analytes reported above the method detection limit are listed. Data was not qualified based on the RPD of field duplicate sample analyses.

Samples EP-21 and EP-21 D are field duplicate samples. Below is a summary of the positive data results.

Sample: EP-21/EP-21D (N40376-4/N40376-5)

Analyte	Result mg/kg	Result mg/kg	RPD%
Arsenic	2.3	1.0	78.8
Barium	24.2	ND	NC
Chromium	15.2	5.7	90.9
Lead	10.6	5.4	65.0

ND denotes Not Detected
NC denotes Not Calculated

The USEPA Region 2 SOP for data validation states that field duplicate samples are to be reviewed. Acceptance criteria for soil field duplicate samples is 100% RPD between results. Sample data results are not qualified if the RPD is less than 100% in the duplicate samples. All reported RPD's in this field duplicate data set met QC criteria.

11. BLANKS

Blank analyses are assessed to determine the existence and magnitude of contamination problems. The criteria for the evaluation of blanks applies to all blanks, including but not limited to reagent blanks, method blanks and field blanks. The responsibility for action in the case of an unsuitable blank result depends upon the circumstances and the origin of the blank itself. If the problem with any blank exists, then all associated data must be carefully evaluated to determine whether there is inherent variability in the data for that case, or the problem is an isolated occurrence not affecting other data.

ICP Metals – The samples in this data set was prepared in two (2) batches on June 3, 2003 and June 19, 2003. Target analytes were not detected in either of these method blank samples.

Mercury Analyses – The validated samples in this data set was prepared in three (3) batches on June 3, 2003, June 11, 2003 and June 19, 2003. The method blank samples were free from contamination of Mercury.

DATA USABILITY SUMMARY REPORT (DUSR)
AK ALLEN SITE

12. LABORATORY CONTROL SAMPLE ANALYSIS (LCS)

The laboratory control sample (LCS) analysis provides information about the efficiency of the laboratory digestion procedure. If the recovery of any analyte is outside the established control limits, then laboratory performance and method accuracy are in question. Professional judgment is used to determine of data should be qualified or rejected.

Accutest Laboratories prepared and analyzed an LCS sample with each soil digestion batch associated with this data set. Commercial percent recoveries were used for the review of soil LCS data. All soil LCS recoveries met QC limits in each of the ICP and Mercury digestion batches associated with this data set.

13. INSTRUMENT QC DATA

The laboratory is required by the method to perform specific instrument verification tests on a specific timeframe. Based on a review of the QC summary forms included in the data report, Accutest Laboratories performed the required studies specified by the method.

14. SYSTEM PERFORMANCE AND OVERALL ASSESSMENT

This data set included the review of analysis of eleven (11) soil samples. The RCRA list of metals was reported. All sample data was reported in accordance with the cited method. All RCRA metals results were reported without additional dilution. Soil sample results are reported on a dry weight basis. The laboratory provided a complete data package and reported all data using acceptable protocols and laboratory qualifiers as defined in the report package. All soil sample data was reported on a dry weight basis.

Analytical QC criteria were met for these analyses. The data reported agrees with the raw data provided in the final report with the exception of the parameters for sample SD-4 RP (8') and the ASP Summary Form. The laboratory was contacted and associated report pages were edited. A copy of the change order was provided for review. A copy of the correspondence associated with these issues is located in Appendix D of this report.

The data associated with this data set is acceptable for use with the noted data qualifiers. Data qualifiers have been applied to this data set based on the guidelines in the cited EPA documents. A description of the qualifiers and decision for them is detailed in the above report.

TABLE 1

2815 COVERED BRIDGE ROAD, MERRICK, NEW YORK 11566
(516) 223-9761 • FAX (516) 223-0983

Premier Environmental Services.

CLIENT SAMPLE ID	LABORATORY SAMPLE ID
EP-19	N40376-2
EP-20	N40376-3
EP-21	N40376-4
EP-21D	N40376-5
EP-23	N40376-7
TB-6/2	N40376-8
FD-01 EP (N)	N40376-9
FD-01 EP (S)	N40376-10
FD-01 EP (E)	N40376-11
FD-01 EP (W)	N40376-12
FD-01 EP (10')	N40376-13
SD-4 EP (8')	N40269-14

2815 COVERED BRIDGE ROAD, MERRICK, NEW YORK 11566
(516) 223-9761 • FAX (516) 223-0983

APPENDIX A

2815 COVERED BRIDGE ROAD, MERRICK, NEW YORK 11566
(516) 223-9761 • FAX (516) 223-0983

DATA QUALIFIER DEFINITIONS

U - The analyte was analyzed for, but was not detected above the reported sample quantitation limit.

J - The analyte was positively identified; the associated numerical value is the approximate concentration of the analyte in the sample.

N - The analysis indicates the presence of an analyte for which there is presumptive evidence to make a "tentative identification."

NJ - The analysis indicates the presence of an analyte that has been "tentatively identiifed" and the associated numerical value represents its approximate concentration.

UJ - The analyte was not detected above the reported sample quantitation limit. However, the reported quantitation limit is approximate and may or may not represent the actual limit of quantitation necessary to accurately and precisely measure the analyte in the sample.

R - The sample results are unreliable/unuseable. The presence or absence of the analyte cannot be verified.

K – The analyte is present. The reported value may be biased high. The actual value is expected to be lower than reported.

L - The analyte is present. The reported value may be biased low. The actual value is expected to be higher than reported.

UL – The analyte was not detected, and the reported quantitation limit is probably higher than reported.

2815 COVERED BRIDGE ROAD, MERRICK, NEW YORK 11566
(516) 223-9761 • FAX (516) 223-0983

APPENDIX B

2815 COVERED BRIDGE ROAD, MERRICK, NEW YORK 11566
(516) 223-9761 • FAX (516) 223-0983

Accutest Laboratories

Report of Analysis

Client Sample ID:	EP-19		
Lab Sample ID:	N40376-2	**Date Sampled:**	06/02/03
Matrix:	SO - Soil	**Date Received:**	06/02/03
Method:	SW846 8260B	**Percent Solids:**	78.3
Project:	AK Allen, 255 East 2nd Street, Mineola, NY		

	File ID	DF	Analyzed	By	Prep Date	Prep Batch	Analytical Batch
Run #1	G59908.D	1	06/03/03	SJM	n/a	n/a	VG3257
Run #2							

	Initial Weight
Run #1	4.5 g
Run #2	

VOA TCL List

CAS No.	Compound	Result	RL	MDL	Units	Q
67-64-1	Acetone	ND	14	9.9	ug/kg	
71-43-2	Benzene	ND	1.4	0.29	ug/kg	
75-27-4	Bromodichloromethane	ND	7.1	0.46	ug/kg	
75-25-2	Bromoform	ND	7.1	0.86	ug/kg	
74-83-9	Bromomethane	ND	7.1	1.1	ug/kg	
78-93-3	2-Butanone (MEK)	ND	14	5.2	ug/kg	
75-15-0	Carbon disulfide	ND	7.1	2.4	ug/kg	
56-23-5	Carbon tetrachloride	ND	7.1	1.5	ug/kg	
108-90-7	Chlorobenzene	ND	7.1	1.4	ug/kg	
75-00-3	Chloroethane	ND	7.1	1.9	ug/kg	
67-66-3	Chloroform	ND	7.1	0.59	ug/kg	
74-87-3	Chloromethane	ND	7.1	0.89	ug/kg	
124-48-1	Dibromochloromethane	ND	7.1	0.38	ug/kg	
75-34-3	1,1-Dichloroethane	ND	7.1	0.46	ug/kg	
107-06-2	1,2-Dichloroethane	ND	7.1	0.81	ug/kg	
75-35-4	1,1-Dichloroethene	ND	7.1	0.57	ug/kg	
156-59-2	cis-1,2-Dichloroethene	ND	7.1	0.48	ug/kg	
156-60-5	trans-1,2-Dichloroethene	ND	7.1	0.48	ug/kg	
78-87-5	1,2-Dichloropropane	ND	7.1	1.1	ug/kg	
10061-01-5	cis-1,3-Dichloropropene	ND	7.1	0.40	ug/kg	
10061-02-6	trans-1,3-Dichloropropene	ND	7.1	0.29	ug/kg	
100-41-4	Ethylbenzene	ND	1.4	0.19	ug/kg	
591-78-6	2-Hexanone	ND	7.1	0.97	ug/kg	
108-10-1	4-Methyl-2-pentanone(MIBK)	ND	7.1	1.7	ug/kg	
75-09-2	Methylene chloride	ND	7.1	0.70	ug/kg	
100-42-5	Styrene	ND	7.1	1.4	ug/kg	
79-34-5	1,1,2,2-Tetrachloroethane	ND	7.1	0.60	ug/kg	
127-18-4	Tetrachloroethene	ND	7.1	0.32	ug/kg	
108-88-3	Toluene	ND	1.4	0.97	ug/kg	
71-55-6	1,1,1-Trichloroethane	ND	7.1	0.42	ug/kg	
79-00-5	1,1,2-Trichloroethane	ND	7.1	0.55	ug/kg	
79-01-6	Trichloroethene	ND	7.1	0.31	ug/kg	

ND = Not detected MDL - Method Detection Limit J = Indicates an estimated value
RL = Reporting Limit B = Indicates analyte found in associated method blank
E = Indicates value exceeds calibration range N = Indicates presumptive evidence of a compound

Accutest Laboratories

Report of Analysis

Client Sample ID:	EP-19		
Lab Sample ID:	N40376-2	**Date Sampled:**	06/02/03
Matrix:	SO - Soil	**Date Received:**	06/02/03
Method:	SW846 8260B	**Percent Solids:**	78.3
Project:	AK Allen, 255 East 2nd Street, Mineola, NY		

VOA TCL List

CAS No.	Compound	Result	RL	MDL	Units	Q
95-63-6	**1,2,4-Trimethylbenzene**	ND	7.1	0.39	ug/kg	
108-67-8	**1,3,5-Trimethylbenzene**	ND	7.1	0.40	ug/kg	
75-01-4	Vinyl chloride	ND	7.1	0.58	ug/kg	
1330-20-7	Xylene (total)	ND	2.8	0.63	ug/kg	

CAS No.	Surrogate Recoveries	Run# 1	Run# 2	Limits
1868-53-7	Dibromofluoromethane	91%		71-117%
17060-07-0	1,2-Dichloroethane-D4	84%		62-124%
2037-26-5	Toluene-D8	95%		78-115%
460-00-4	4-Bromofluorobenzene	95%		73-127%

CAS No.	Tentatively Identified Compounds	R.T.	Est. Conc.	Units	Q
124-38-9	Carbon dioxide	2.80	~~1100~~ U	ug/kg	~~JNB~~ U
	Total TIC, Volatile		0	ug/kg	

ND = Not detected MDL - Method Detection Limit
RL = Reporting Limit
E = Indicates value exceeds calibration range

J = Indicates an estimated value
B = Indicates analyte found in associated method blank
N = Indicates presumptive evidence of a compound

Accutest Laboratories

Report of Analysis

Client Sample ID:	EP-20		
Lab Sample ID:	N40376-3	**Date Sampled:**	06/02/03
Matrix:	SO - Soil	**Date Received:**	06/02/03
Method:	SW846 8260B	**Percent Solids:**	89.0
Project:	AK Allen, 255 East 2nd Street, Mineola, NY		

	File ID	DF	Analyzed	By	Prep Date	Prep Batch	Analytical Batch
Run #1	G59914.D	1	06/03/03	SJM	n/a	n/a	VG3257
Run #2							

	Initial Weight
Run #1	4.7 g
Run #2	

VOA TCL List

CAS No.	Compound	Result	RL	MDL	Units	Q
67-64-1	Acetone	36.9	12	8.3	ug/kg	
71-43-2	Benzene	ND	1.2	0.25	ug/kg	
75-27-4	Bromodichloromethane	ND	6.0	0.39	ug/kg	
75-25-2	Bromoform	ND	6.0	0.73	ug/kg	
74-83-9	Bromomethane	ND	6.0	0.95	ug/kg	
78-93-3	2-Butanone (MEK)	10.7	12	4.4	ug/kg	J
75-15-0	Carbon disulfide	ND	6.0	2.0	ug/kg	
56-23-5	Carbon tetrachloride	ND	6.0	1.3	ug/kg	
108-90-7	Chlorobenzene	ND	6.0	1.2	ug/kg	
75-00-3	Chloroethane	ND	6.0	1.6	ug/kg	
67-66-3	Chloroform	ND	6.0	0.50	ug/kg	
74-87-3	Chloromethane	ND	6.0	0.75	ug/kg	
124-48-1	Dibromochloromethane	ND	6.0	0.32	ug/kg	
75-34-3	1,1-Dichloroethane	ND	6.0	0.39	ug/kg	
107-06-2	1,2-Dichloroethane	ND	6.0	0.68	ug/kg	
75-35-4	1,1-Dichloroethene	ND	6.0	0.48	ug/kg	
156-59-2	cis-1,2-Dichloroethene	ND	6.0	0.40	ug/kg	
156-60-5	trans-1,2-Dichloroethene	ND	6.0	0.40	ug/kg	
78-87-5	1,2-Dichloropropane	ND	6.0	0.92	ug/kg	
10061-01-5	cis-1,3-Dichloropropene	ND	6.0	0.34	ug/kg	
10061-02-6	trans-1,3-Dichloropropene	ND	6.0	0.24	ug/kg	
100-41-4	Ethylbenzene	ND	1.2	0.16	ug/kg	
591-78-6	2-Hexanone	ND	6.0	0.82	ug/kg	
108-10-1	4-Methyl-2-pentanone(MIBK)	ND	6.0	1.4	ug/kg	
75-09-2	Methylene chloride	ND	6.0	0.59	ug/kg	
100-42-5	Styrene	ND	6.0	1.2	ug/kg	
79-34-5	1,1,2,2-Tetrachloroethane	ND	6.0	0.51	ug/kg	
127-18-4	Tetrachloroethene	ND	6.0	0.27	ug/kg	
108-88-3	Toluene	ND	1.2	0.82	ug/kg	
71-55-6	1,1,1-Trichloroethane	ND	6.0	0.36	ug/kg	
79-00-5	1,1,2-Trichloroethane	ND	6.0	0.46	ug/kg	
79-01-6	Trichloroethene	ND	6.0	0.26	ug/kg	

ND = Not detected MDL - Method Detection Limit
RL = Reporting Limit
E = Indicates value exceeds calibration range

J = Indicates an estimated value
B = Indicates analyte found in associated method blank
N = Indicates presumptive evidence of a compound

Report of Analysis

Client Sample ID:	EP-20		
Lab Sample ID:	N40376-3	**Date Sampled:**	06/02/03
Matrix:	SO - Soil	**Date Received:**	06/02/03
Method:	SW846 8260B	**Percent Solids:**	89.0
Project:	AK Allen, 255 East 2nd Street, Mineola, NY		

VOA TCL List

CAS No.	Compound	Result	RL	MDL	Units	Q
95-63-6	**1,2,4-Trimethylbenzene**	ND	6.0	0.33	ug/kg	
108-67-8	**1,3,5-Trimethylbenzene**	ND	6.0	0.34	ug/kg	
75-01-4	Vinyl chloride	ND	6.0	0.49	ug/kg	
1330-20-7	Xylene (total)	ND	2.4	0.53	ug/kg	

CAS No.	Surrogate Recoveries	Run# 1	Run# 2	Limits
1868-53-7	Dibromofluoromethane	91%		71-117%
17060-07-0	1,2-Dichloroethane-D4	80%		62-124%
2037-26-5	Toluene-D8	95%		78-115%
460-00-4	4-Bromofluorobenzene	95%		73-127%

CAS No.	Tentatively Identified Compounds	R.T.	Est. Conc.	Units	Q
124-38-9	Carbon dioxide	2.80	~~1200~~ U	ug/kg	~~JNB~~ U
	Total TIC, Volatile		0	ug/kg	

ND = Not detected MDL - Method Detection Limit
RL = Reporting Limit
E = Indicates value exceeds calibration range

J = Indicates an estimated value
B = Indicates analyte found in associated method blank
N = Indicates presumptive evidence of a compound

Accutest Laboratories

Report of Analysis

Client Sample ID:	EP-21		
Lab Sample ID:	N40376-4	**Date Sampled:**	06/02/03
Matrix:	SO - Soil	**Date Received:**	06/02/03
Method:	SW846 8260B	**Percent Solids:**	89.5
Project:	AK Allen, 255 East 2nd Street, Mineola, NY		

	File ID	DF	Analyzed	By	Prep Date	Prep Batch	Analytical Batch
Run #1	G59913.D	1	06/03/03	SJM	n/a	n/a	VG3257
Run #2							

	Initial Weight
Run #1	4.7 g
Run #2	

VOA TCL List

CAS No.	Compound	Result	RL	MDL	Units	Q
67-64-1	Acetone	28.9	12	8.3	ug/kg	
71-43-2	Benzene	ND	1.2	0.24	ug/kg	
75-27-4	Bromodichloromethane	ND	5.9	0.39	ug/kg	
75-25-2	Bromoform	ND	5.9	0.72	ug/kg	
74-83-9	Bromomethane	ND	5.9	0.94	ug/kg	
78-93-3	2-Butanone (MEK)	7.8	12	4.4	ug/kg	J
75-15-0	Carbon disulfide	ND	5.9	2.0	ug/kg	
56-23-5	Carbon tetrachloride	ND	5.9	1.3	ug/kg	
108-90-7	Chlorobenzene	ND	5.9	1.2	ug/kg	
75-00-3	Chloroethane	ND	5.9	1.6	ug/kg	
67-66-3	Chloroform	ND	5.9	0.49	ug/kg	
74-87-3	Chloromethane	ND	5.9	0.75	ug/kg	
124-48-1	Dibromochloromethane	ND	5.9	0.32	ug/kg	
75-34-3	1,1-Dichloroethane	ND	5.9	0.38	ug/kg	
107-06-2	1,2-Dichloroethane	ND	5.9	0.68	ug/kg	
75-35-4	1,1-Dichloroethene	ND	5.9	0.48	ug/kg	
156-59-2	cis-1,2-Dichloroethene	ND	5.9	0.40	ug/kg	
156-60-5	trans-1,2-Dichloroethene	ND	5.9	0.40	ug/kg	
78-87-5	1,2-Dichloropropane	ND	5.9	0.92	ug/kg	
10061-01-5	cis-1,3-Dichloropropene	ND	5.9	0.34	ug/kg	
10061-02-6	trans-1,3-Dichloropropene	ND	5.9	0.24	ug/kg	
100-41-4	Ethylbenzene	ND	1.2	0.16	ug/kg	
591-78-6	2-Hexanone	ND	5.9	0.81	ug/kg	
108-10-1	4-Methyl-2-pentanone(MIBK)	ND	5.9	1.4	ug/kg	
75-09-2	Methylene chloride	ND	5.9	0.59	ug/kg	
100-42-5	Styrene	ND	5.9	1.1	ug/kg	
79-34-5	1,1,2,2-Tetrachloroethane	ND	5.9	0.50	ug/kg	
127-18-4	Tetrachloroethene	ND	5.9	0.27	ug/kg	
108-88-3	Toluene	ND	1.2	0.81	ug/kg	
71-55-6	1,1,1-Trichloroethane	ND	5.9	0.35	ug/kg	
79-00-5	1,1,2-Trichloroethane	ND	5.9	0.46	ug/kg	
79-01-6	Trichloroethene	ND	5.9	0.26	ug/kg	

ND = Not detected MDL - Method Detection Limit
RL = Reporting Limit
E = Indicates value exceeds calibration range

J = Indicates an estimated value
B = Indicates analyte found in associated method blank
N = Indicates presumptive evidence of a compound

Report of Analysis

Client Sample ID:	EP-21		
Lab Sample ID:	N40376-4	**Date Sampled:**	06/02/03
Matrix:	SO - Soil	**Date Received:**	06/02/03
Method:	SW846 8260B	**Percent Solids:**	89.5
Project:	AK Allen, 255 East 2nd Street, Mineola, NY		

VOA TCL List

CAS No.	Compound	Result	RL	MDL	Units	Q
95-63-6	**1,2,4-Trimethylbenzene**	ND	5.9	0.32	ug/kg	
108-67-8	**1,3,5-Trimethylbenzene**	ND	5.9	0.34	ug/kg	
75-01-4	Vinyl chloride	ND	5.9	0.48	ug/kg	
1330-20-7	Xylene (total)	ND	2.4	0.53	ug/kg	

CAS No.	Surrogate Recoveries	Run# 1	Run# 2	Limits
1868-53-7	Dibromofluoromethane	91%		71-117%
17060-07-0	1,2-Dichloroethane-D4	83%		62-124%
2037-26-5	Toluene-D8	95%		78-115%
460-00-4	4-Bromofluorobenzene	95%		73-127%

CAS No.	Tentatively Identified Compounds	R.T.	Est. Conc.	Units	Q
124-38-9	Carbon dioxide	2.79	~~730~~ U	ug/kg	~~JNB~~ U
	Total TIC, Volatile		0	ug/kg	

ND = Not detected MDL - Method Detection Limit
RL = Reporting Limit
E = Indicates value exceeds calibration range

J = Indicates an estimated value
B = Indicates analyte found in associated method blank
N = Indicates presumptive evidence of a compound

Accutest Laboratories

Report of Analysis

Client Sample ID:	EP-21D		
Lab Sample ID:	N40376-5	**Date Sampled:**	06/02/03
Matrix:	SO - Soil	**Date Received:**	06/02/03
Method:	SW846 8260B	**Percent Solids:**	90.6
Project:	AK Allen, 255 East 2nd Street, Mineola, NY		

	File ID	DF	Analyzed	By	Prep Date	Prep Batch	Analytical Batch
Run #1	G59915.D	1	06/03/03	SJM	n/a	n/a	VG3257
Run #2							

	Initial Weight
Run #1	4.1 g
Run #2	

VOA TCL List

CAS No.	Compound	Result	RL	MDL	Units	Q
67-64-1	Acetone	31.5	13	9.4	ug/kg	
71-43-2	Benzene	ND	1.3	0.28	ug/kg	
75-27-4	Bromodichloromethane	ND	6.7	0.44	ug/kg	
75-25-2	Bromoform	ND	6.7	0.82	ug/kg	
74-83-9	Bromomethane	ND	6.7	1.1	ug/kg	
78-93-3	2-Butanone (MEK)	9.2	13	4.9	ug/kg	J
75-15-0	Carbon disulfide	ND	6.7	2.3	ug/kg	
56-23-5	Carbon tetrachloride	ND	6.7	1.5	ug/kg	
108-90-7	Chlorobenzene	ND	6.7	1.4	ug/kg	
75-00-3	Chloroethane	ND	6.7	1.8	ug/kg	
67-66-3	Chloroform	ND	6.7	0.56	ug/kg	
74-87-3	Chloromethane	ND	6.7	0.85	ug/kg	
124-48-1	Dibromochloromethane	ND	6.7	0.36	ug/kg	
75-34-3	1,1-Dichloroethane	ND	6.7	0.43	ug/kg	
107-06-2	1,2-Dichloroethane	ND	6.7	0.77	ug/kg	
75-35-4	1,1-Dichloroethene	ND	6.7	0.54	ug/kg	
156-59-2	cis-1,2-Dichloroethene	ND	6.7	0.45	ug/kg	
156-60-5	trans-1,2-Dichloroethene	ND	6.7	0.45	ug/kg	
78-87-5	1,2-Dichloropropane	ND	6.7	1.0	ug/kg	
10061-01-5	cis-1,3-Dichloropropene	ND	6.7	0.38	ug/kg	
10061-02-6	trans-1,3-Dichloropropene	ND	6.7	0.27	ug/kg	
100-41-4	Ethylbenzene	ND	1.3	0.18	ug/kg	
591-78-6	2-Hexanone	ND	6.7	0.92	ug/kg	
108-10-1	4-Methyl-2-pentanone(MIBK)	ND	6.7	1.6	ug/kg	
75-09-2	Methylene chloride	ND	6.7	0.67	ug/kg	
100-42-5	Styrene	ND	6.7	1.3	ug/kg	
79-34-5	1,1,2,2-Tetrachloroethane	ND	6.7	0.57	ug/kg	
127-18-4	Tetrachloroethene	ND	6.7	0.30	ug/kg	
108-88-3	Toluene	ND	1.3	0.92	ug/kg	
71-55-6	1,1,1-Trichloroethane	ND	6.7	0.40	ug/kg	
79-00-5	1,1,2-Trichloroethane	ND	6.7	0.52	ug/kg	
79-01-6	Trichloroethene	ND	6.7	0.29	ug/kg	

ND = Not detected MDL - Method Detection Limit
RL = Reporting Limit
E = Indicates value exceeds calibration range

J = Indicates an estimated value
B = Indicates analyte found in associated method blank
N = Indicates presumptive evidence of a compound

Accutest Laboratories

Report of Analysis

Client Sample ID:	EP-21D		
Lab Sample ID:	N40376-5	**Date Sampled:**	06/02/03
Matrix:	SO - Soil	**Date Received:**	06/02/03
Method:	SW846 8260B	**Percent Solids:**	90.6
Project:	AK Allen, 255 East 2nd Street, Mineola, NY		

VOA TCL List

CAS No.	Compound	Result	RL	MDL	Units	Q
95-63-6	**1,2,4-Trimethylbenzene**	ND	6.7	0.37	ug/kg	
108-67-8	**1,3,5-Trimethylbenzene**	ND	6.7	0.38	ug/kg	
75-01-4	Vinyl chloride	ND	6.7	0.55	ug/kg	
1330-20-7	Xylene (total)	ND	2.7	0.60	ug/kg	

CAS No.	Surrogate Recoveries	Run# 1	Run# 2	Limits
1868-53-7	Dibromofluoromethane	90%		71-117%
17060-07-0	1,2-Dichloroethane-D4	80%		62-124%
2037-26-5	Toluene-D8	96%		78-115%
460-00-4	4-Bromofluorobenzene	95%		73-127%

CAS No.	Tentatively Identified Compounds	R.T.	Est. Conc.	Units	Q
124-38-9	Carbon dioxide	2.80	~~950~~ U	ug/kg	~~JNB~~ U
	Total TIC, Volatile		0	ug/kg	

ND = Not detected MDL - Method Detection Limit
RL = Reporting Limit
E = Indicates value exceeds calibration range

J = Indicates an estimated value
B = Indicates analyte found in associated method blank
N = Indicates presumptive evidence of a compound

Accutest Laboratories

Report of Analysis

Client Sample ID:	EP-23		
Lab Sample ID:	N40376-7	**Date Sampled:**	06/02/03
Matrix:	SO - Soil	**Date Received:**	06/02/03
Method:	SW846 8260B	**Percent Solids:**	90.0
Project:	AK Allen, 255 East 2nd Street, Mineola, NY		

	File ID	DF	Analyzed	By	Prep Date	Prep Batch	Analytical Batch
Run #1	G59912.D	1	06/03/03	SJM	n/a	n/a	VG3257
Run #2							

	Initial Weight
Run #1	5.0 g
Run #2	

VOA TCL List

CAS No.	Compound	Result	RL	MDL	Units	Q
67-64-1	Acetone	12.3	11	7.7	ug/kg	
71-43-2	Benzene	ND	1.1	0.23	ug/kg	
75-27-4	Bromodichloromethane	ND	5.6	0.36	ug/kg	
75-25-2	Bromoform	ND	5.6	0.68	ug/kg	
74-83-9	Bromomethane	ND	5.6	0.88	ug/kg	
78-93-3	2-Butanone (MEK)	ND	11	4.1	ug/kg	
75-15-0	Carbon disulfide	ND	5.6	1.9	ug/kg	
56-23-5	Carbon tetrachloride	ND	5.6	1.2	ug/kg	
108-90-7	Chlorobenzene	ND	5.6	1.1	ug/kg	
75-00-3	Chloroethane	ND	5.6	1.5	ug/kg	
67-66-3	Chloroform	ND	5.6	0.46	ug/kg	
74-87-3	Chloromethane	ND	5.6	0.70	ug/kg	
124-48-1	Dibromochloromethane	ND	5.6	0.30	ug/kg	
75-34-3	1,1-Dichloroethane	ND	5.6	0.36	ug/kg	
107-06-2	1,2-Dichloroethane	ND	5.6	0.63	ug/kg	
75-35-4	1,1-Dichloroethene	ND	5.6	0.45	ug/kg	
156-59-2	cis-1,2-Dichloroethene	ND	5.6	0.37	ug/kg	
156-60-5	trans-1,2-Dichloroethene	ND	5.6	0.37	ug/kg	
78-87-5	1,2-Dichloropropane	ND	5.6	0.86	ug/kg	
10061-01-5	cis-1,3-Dichloropropene	ND	5.6	0.32	ug/kg	
10061-02-6	trans-1,3-Dichloropropene	ND	5.6	0.23	ug/kg	
100-41-4	Ethylbenzene	ND	1.1	0.15	ug/kg	
591-78-6	2-Hexanone	ND	5.6	0.76	ug/kg	
108-10-1	4-Methyl-2-pentanone(MIBK)	ND	5.6	1.3	ug/kg	
75-09-2	Methylene chloride	ND	5.6	0.55	ug/kg	
100-42-5	Styrene	ND	5.6	1.1	ug/kg	
79-34-5	1,1,2,2-Tetrachloroethane	ND	5.6	0.47	ug/kg	
127-18-4	Tetrachloroethene	ND	5.6	0.25	ug/kg	
108-88-3	Toluene	ND	1.1	0.76	ug/kg	
71-55-6	1,1,1-Trichloroethane	ND	5.6	0.33	ug/kg	
79-00-5	1,1,2-Trichloroethane	ND	5.6	0.43	ug/kg	
79-01-6	Trichloroethene	ND	5.6	0.24	ug/kg	

ND = Not detected MDL - Method Detection Limit
RL = Reporting Limit
E = Indicates value exceeds calibration range

J = Indicates an estimated value
B = Indicates analyte found in associated method blank
N = Indicates presumptive evidence of a compound

Accutest Laboratories

Report of Analysis

Client Sample ID:	EP-23		
Lab Sample ID:	N40376-7	**Date Sampled:**	06/02/03
Matrix:	SO - Soil	**Date Received:**	06/02/03
Method:	SW846 8260B	**Percent Solids:**	90.0
Project:	AK Allen, 255 East 2nd Street, Mineola, NY		

VOA TCL List

CAS No.	Compound	Result	RL	MDL	Units	Q
95-63-6	**1,2,4-Trimethylbenzene**	ND	5.6	0.30	ug/kg	
108-67-8	**1,3,5-Trimethylbenzene**	ND	5.6	0.32	ug/kg	
75-01-4	Vinyl chloride	ND	5.6	0.45	ug/kg	
1330-20-7	Xylene (total)	ND	2.2	0.50	ug/kg	

CAS No.	Surrogate Recoveries	Run# 1	Run# 2	Limits
1868-53-7	Dibromofluoromethane	91%		71-117%
17060-07-0	1,2-Dichloroethane-D4	81%		62-124%
2037-26-5	Toluene-D8	95%		78-115%
460-00-4	4-Bromofluorobenzene	95%		73-127%

CAS No.	Tentatively Identified Compounds	R.T.	Est. Conc.	Units	Q
124-38-9	Carbon dioxide	2.81	~~910~~ U	ug/kg	~~JNB~~ U
	Total TIC, Volatile		0	ug/kg	

ND = Not detected MDL - Method Detection Limit
RL = Reporting Limit
E = Indicates value exceeds calibration range

J = Indicates an estimated value
B = Indicates analyte found in associated method blank
N = Indicates presumptive evidence of a compound

Accutest Laboratories

Report of Analysis

Client Sample ID:	FD-01 EP (N)		
Lab Sample ID:	N40376-9	**Date Sampled:**	06/02/03
Matrix:	SO - Soil	**Date Received:**	06/02/03
Method:	SW846 8260B	**Percent Solids:**	95.9
Project:	AK Allen, 255 East 2nd Street, Mineola, NY		

	File ID	DF	Analyzed	By	Prep Date	Prep Batch	Analytical Batch
Run #1	G59953.D	1	06/04/03	SJM	n/a	n/a	VG3259
Run #2							

	Initial Weight
Run #1	4.9 g
Run #2	

VOA TCL List

CAS No.	Compound	Result	RL	MDL	Units	Q
67-64-1	Acetone	ND	11	7.4	ug/kg	
71-43-2	Benzene	ND	1.1	0.22	ug/kg	
75-27-4	Bromodichloromethane	ND	5.3	0.35	ug/kg	
75-25-2	Bromoform	ND	5.3	0.65	ug/kg	
74-83-9	Bromomethane	ND	5.3	0.84	ug/kg	
78-93-3	2-Butanone (MEK)	ND	11	3.9	ug/kg	
75-15-0	Carbon disulfide	ND	5.3	1.8	ug/kg	
56-23-5	Carbon tetrachloride	ND	5.3	1.2	ug/kg	
108-90-7	Chlorobenzene	ND	5.3	1.1	ug/kg	
75-00-3	Chloroethane	ND	5.3	1.4	ug/kg	
67-66-3	Chloroform	ND	5.3	0.44	ug/kg	
74-87-3	Chloromethane	ND	5.3	0.67	ug/kg	
124-48-1	Dibromochloromethane	ND	5.3	0.28	ug/kg	
75-34-3	1,1-Dichloroethane	ND	5.3	0.34	ug/kg	
107-06-2	1,2-Dichloroethane	ND	5.3	0.61	ug/kg	
75-35-4	1,1-Dichloroethene	ND	5.3	0.43	ug/kg	
156-59-2	cis-1,2-Dichloroethene	ND	5.3	0.36	ug/kg	
156-60-5	trans-1,2-Dichloroethene	ND	5.3	0.36	ug/kg	
78-87-5	1,2-Dichloropropane	ND	5.3	0.82	ug/kg	
10061-01-5	cis-1,3-Dichloropropene	ND	5.3	0.30	ug/kg	
10061-02-6	trans-1,3-Dichloropropene	ND	5.3	0.22	ug/kg	
100-41-4	Ethylbenzene	ND	1.1	0.14	ug/kg	
591-78-6	2-Hexanone	ND	5.3	0.73	ug/kg	
108-10-1	4-Methyl-2-pentanone(MIBK)	ND	5.3	1.3	ug/kg	
75-09-2	Methylene chloride	ND	5.3	0.53	ug/kg	
100-42-5	Styrene	ND	5.3	1.0	ug/kg	
79-34-5	1,1,2,2-Tetrachloroethane	ND	5.3	0.45	ug/kg	
127-18-4	Tetrachloroethene	ND	5.3	0.24	ug/kg	
108-88-3	Toluene	ND	1.1	0.73	ug/kg	
71-55-6	1,1,1-Trichloroethane	ND	5.3	0.32	ug/kg	
79-00-5	1,1,2-Trichloroethane	ND	5.3	0.41	ug/kg	
79-01-6	Trichloroethene	ND	5.3	0.23	ug/kg	

ND = Not detected MDL - Method Detection Limit
RL = Reporting Limit
E = Indicates value exceeds calibration range

J = Indicates an estimated value
B = Indicates analyte found in associated method blank
N = Indicates presumptive evidence of a compound

Accutest Laboratories

Report of Analysis

Client Sample ID:	FD-01 EP (N)		
Lab Sample ID:	N40376-9	**Date Sampled:**	06/02/03
Matrix:	SO - Soil	**Date Received:**	06/02/03
Method:	SW846 8260B	**Percent Solids:**	95.9
Project:	AK Allen, 255 East 2nd Street, Mineola, NY		

VOA TCL List

CAS No.	Compound	Result	RL	MDL	Units	Q
95-63-6	**1,2,4-Trimethylbenzene**	ND	5.3	0.29	ug/kg	
108-67-8	**1,3,5-Trimethylbenzene**	ND	5.3	0.30	ug/kg	
75-01-4	Vinyl chloride	ND	5.3	0.43	ug/kg	
1330-20-7	Xylene (total)	ND	2.1	0.48	ug/kg	

CAS No.	Surrogate Recoveries	Run# 1	Run# 2	Limits
1868-53-7	Dibromofluoromethane	91%		71-117%
17060-07-0	1,2-Dichloroethane-D4	81%		62-124%
2037-26-5	Toluene-D8	95%		78-115%
460-00-4	4-Bromofluorobenzene	95%		73-127%

CAS No.	Tentatively Identified Compounds	R.T.	Est. Conc.	Units	Q
124-38-9	Carbon dioxide	2.78	~~330~~ U	ug/kg	~~JNB~~ U
	Total TIC, Volatile		0	ug/kg	

ND = Not detected MDL - Method Detection Limit
RL = Reporting Limit
E = Indicates value exceeds calibration range

J = Indicates an estimated value
B = Indicates analyte found in associated method blank
N = Indicates presumptive evidence of a compound

Accutest Laboratories

Report of Analysis

Client Sample ID:	FD-01 EP (S)		
Lab Sample ID:	N40376-10	**Date Sampled:**	06/02/03
Matrix:	SO - Soil	**Date Received:**	06/02/03
Method:	SW846 8260B	**Percent Solids:**	95.5
Project:	AK Allen, 255 East 2nd Street, Mineola, NY		

	File ID	DF	Analyzed	By	Prep Date	Prep Batch	Analytical Batch
Run #1	G59948.D	1	06/04/03	SJM	n/a	n/a	VG3259
Run #2							

	Initial Weight
Run #1	4.7 g
Run #2	

VOA TCL List

CAS No.	Compound	Result	RL	MDL	Units	Q
67-64-1	Acetone	ND	11	7.8	ug/kg	
71-43-2	Benzene	ND	1.1	0.23	ug/kg	
75-27-4	Bromodichloromethane	ND	5.6	0.36	ug/kg	
75-25-2	Bromoform	ND	5.6	0.68	ug/kg	
74-83-9	Bromomethane	ND	5.6	0.88	ug/kg	
78-93-3	2-Butanone (MEK)	ND	11	4.1	ug/kg	
75-15-0	Carbon disulfide	ND	5.6	1.9	ug/kg	
56-23-5	Carbon tetrachloride	ND	5.6	1.2	ug/kg	
108-90-7	Chlorobenzene	ND	5.6	1.1	ug/kg	
75-00-3	Chloroethane	ND	5.6	1.5	ug/kg	
67-66-3	Chloroform	ND	5.6	0.46	ug/kg	
74-87-3	Chloromethane	ND	5.6	0.70	ug/kg	
124-48-1	Dibromochloromethane	ND	5.6	0.30	ug/kg	
75-34-3	1,1-Dichloroethane	ND	5.6	0.36	ug/kg	
107-06-2	1,2-Dichloroethane	ND	5.6	0.63	ug/kg	
75-35-4	1,1-Dichloroethene	ND	5.6	0.45	ug/kg	
156-59-2	cis-1,2-Dichloroethene	ND	5.6	0.38	ug/kg	
156-60-5	trans-1,2-Dichloroethene	ND	5.6	0.37	ug/kg	
78-87-5	1,2-Dichloropropane	ND	5.6	0.86	ug/kg	
10061-01-5	cis-1,3-Dichloropropene	ND	5.6	0.32	ug/kg	
10061-02-6	trans-1,3-Dichloropropene	ND	5.6	0.23	ug/kg	
100-41-4	Ethylbenzene	ND	1.1	0.15	ug/kg	
591-78-6	2-Hexanone	ND	5.6	0.76	ug/kg	
108-10-1	4-Methyl-2-pentanone(MIBK)	ND	5.6	1.3	ug/kg	
75-09-2	Methylene chloride	ND	5.6	0.55	ug/kg	
100-42-5	Styrene	ND	5.6	1.1	ug/kg	
79-34-5	1,1,2,2-Tetrachloroethane	ND	5.6	0.47	ug/kg	
127-18-4	Tetrachloroethene	ND	5.6	0.25	ug/kg	
108-88-3	Toluene	ND	1.1	0.76	ug/kg	
71-55-6	1,1,1-Trichloroethane	ND	5.6	0.33	ug/kg	
79-00-5	1,1,2-Trichloroethane	ND	5.6	0.43	ug/kg	
79-01-6	Trichloroethene	ND	5.6	0.24	ug/kg	

ND = Not detected MDL - Method Detection Limit
RL = Reporting Limit
E = Indicates value exceeds calibration range

J = Indicates an estimated value
B = Indicates analyte found in associated method blank
N = Indicates presumptive evidence of a compound

Accutest Laboratories

Report of Analysis

Client Sample ID:	FD-01 EP (S)		
Lab Sample ID:	N40376-10	**Date Sampled:**	06/02/03
Matrix:	SO - Soil	**Date Received:**	06/02/03
Method:	SW846 8260B	**Percent Solids:**	95.5
Project:	AK Allen, 255 East 2nd Street, Mineola, NY		

VOA TCL List

CAS No.	Compound	Result	RL	MDL	Units	Q
95-63-6	**1,2,4-Trimethylbenzene**	ND	5.6	0.30	ug/kg	
108-67-8	**1,3,5-Trimethylbenzene**	ND	5.6	0.32	ug/kg	
75-01-4	Vinyl chloride	ND	5.6	0.45	ug/kg	
1330-20-7	Xylene (total)	ND	2.2	0.50	ug/kg	

CAS No.	Surrogate Recoveries	Run# 1	Run# 2	Limits
1868-53-7	Dibromofluoromethane	91%		71-117%
17060-07-0	1,2-Dichloroethane-D4	83%		62-124%
2037-26-5	Toluene-D8	95%		78-115%
460-00-4	4-Bromofluorobenzene	101%		73-127%

CAS No.	Tentatively Identified Compounds	R.T.	Est. Conc.	Units	Q
124-38-9	Carbon dioxide	2.72	~~330~~ U	ug/kg	~~JNB~~ U
	unknown	26.18	25	ug/kg	J
	Total TIC, Volatile		25	ug/kg	J

ND = Not detected MDL - Method Detection Limit
RL = Reporting Limit
E = Indicates value exceeds calibration range

J = Indicates an estimated value
B = Indicates analyte found in associated method blank
N = Indicates presumptive evidence of a compound

Accutest Laboratories

Report of Analysis

Client Sample ID:	FD-01 EP (E)		
Lab Sample ID:	N40376-11	**Date Sampled:**	06/02/03
Matrix:	SO - Soil	**Date Received:**	06/02/03
Method:	SW846 8260B	**Percent Solids:**	95.9
Project:	AK Allen, 255 East 2nd Street, Mineola, NY		

	File ID	DF	Analyzed	By	Prep Date	Prep Batch	Analytical Batch
Run #1	G59949.D	1	06/04/03	SJM	n/a	n/a	VG3259
Run #2							

	Initial Weight
Run #1	4.6 g
Run #2	

VOA TCL List

CAS No.	Compound	Result	RL	MDL	Units	Q
67-64-1	Acetone	ND	11	7.9	ug/kg	
71-43-2	Benzene	ND	1.1	0.23	ug/kg	
75-27-4	Bromodichloromethane	ND	5.7	0.37	ug/kg	
75-25-2	Bromoform	ND	5.7	0.69	ug/kg	
74-83-9	Bromomethane	ND	5.7	0.90	ug/kg	
78-93-3	2-Butanone (MEK)	ND	11	4.2	ug/kg	
75-15-0	Carbon disulfide	ND	5.7	1.9	ug/kg	
56-23-5	Carbon tetrachloride	ND	5.7	1.2	ug/kg	
108-90-7	Chlorobenzene	ND	5.7	1.1	ug/kg	
75-00-3	Chloroethane	ND	5.7	1.5	ug/kg	
67-66-3	Chloroform	ND	5.7	0.47	ug/kg	
74-87-3	Chloromethane	ND	5.7	0.71	ug/kg	
124-48-1	Dibromochloromethane	ND	5.7	0.30	ug/kg	
75-34-3	1,1-Dichloroethane	ND	5.7	0.37	ug/kg	
107-06-2	1,2-Dichloroethane	ND	5.7	0.64	ug/kg	
75-35-4	1,1-Dichloroethene	ND	5.7	0.46	ug/kg	
156-59-2	cis-1,2-Dichloroethene	ND	5.7	0.38	ug/kg	
156-60-5	trans-1,2-Dichloroethene	ND	5.7	0.38	ug/kg	
78-87-5	1,2-Dichloropropane	ND	5.7	0.87	ug/kg	
10061-01-5	cis-1,3-Dichloropropene	ND	5.7	0.32	ug/kg	
10061-02-6	trans-1,3-Dichloropropene	ND	5.7	0.23	ug/kg	
100-41-4	Ethylbenzene	ND	1.1	0.15	ug/kg	
591-78-6	2-Hexanone	ND	5.7	0.77	ug/kg	
108-10-1	4-Methyl-2-pentanone(MIBK)	ND	5.7	1.3	ug/kg	
75-09-2	Methylene chloride	ND	5.7	0.56	ug/kg	
100-42-5	Styrene	ND	5.7	1.1	ug/kg	
79-34-5	1,1,2,2-Tetrachloroethane	ND	5.7	0.48	ug/kg	
127-18-4	Tetrachloroethene	ND	5.7	0.25	ug/kg	
108-88-3	Toluene	ND	1.1	0.78	ug/kg	
71-55-6	1,1,1-Trichloroethane	ND	5.7	0.34	ug/kg	
79-00-5	1,1,2-Trichloroethane	ND	5.7	0.44	ug/kg	
79-01-6	Trichloroethene	ND	5.7	0.24	ug/kg	

ND = Not detected MDL - Method Detection Limit
RL = Reporting Limit
E = Indicates value exceeds calibration range

J = Indicates an estimated value
B = Indicates analyte found in associated method blank
N = Indicates presumptive evidence of a compound

Report of Analysis

Client Sample ID:	FD-01 EP (E)		
Lab Sample ID:	N40376-11	**Date Sampled:**	06/02/03
Matrix:	SO - Soil	**Date Received:**	06/02/03
Method:	SW846 8260B	**Percent Solids:**	95.9
Project:	AK Allen, 255 East 2nd Street, Mineola, NY		

VOA TCL List

CAS No.	Compound	Result	RL	MDL	Units	Q
95-63-6	**1,2,4-Trimethylbenzene**	ND	5.7	0.31	ug/kg	
108-67-8	**1,3,5-Trimethylbenzene**	ND	5.7	0.32	ug/kg	
75-01-4	Vinyl chloride	ND	5.7	0.46	ug/kg	
1330-20-7	Xylene (total)	ND	2.3	0.51	ug/kg	

CAS No.	Surrogate Recoveries	Run# 1	Run# 2	Limits
1868-53-7	Dibromofluoromethane	92%		71-117%
17060-07-0	1,2-Dichloroethane-D4	86%		62-124%
2037-26-5	Toluene-D8	96%		78-115%
460-00-4	4-Bromofluorobenzene	101%		73-127%

CAS No.	Tentatively Identified Compounds	R.T.	Est. Conc.	Units	Q
124-38-9	Carbon dioxide	2.72	~~340~~ U	ug/kg	~~JNB~~ U
	unknown	26.18	8.6	ug/kg	J
	Total TIC, Volatile		8.6	ug/kg	J

ND = Not detected MDL - Method Detection Limit
RL = Reporting Limit
E = Indicates value exceeds calibration range

J = Indicates an estimated value
B = Indicates analyte found in associated method blank
N = Indicates presumptive evidence of a compound

Accutest Laboratories

Report of Analysis

Client Sample ID:	FD-01 EP (W)		
Lab Sample ID:	N40376-12	**Date Sampled:**	06/02/03
Matrix:	SO - Soil	**Date Received:**	06/02/03
Method:	SW846 8260B	**Percent Solids:**	95.0
Project:	AK Allen, 255 East 2nd Street, Mineola, NY		

	File ID	DF	Analyzed	By	Prep Date	Prep Batch	Analytical Batch
Run #1	G59950.D	1	06/04/03	SJM	n/a	n/a	VG3259
Run #2							

	Initial Weight
Run #1	5.2 g
Run #2	

VOA TCL List

CAS No.	Compound	Result	RL	MDL	Units	Q
67-64-1	Acetone	ND	10	7.1	ug/kg	
71-43-2	Benzene	ND	1.0	0.21	ug/kg	
75-27-4	Bromodichloromethane	ND	5.1	0.33	ug/kg	
75-25-2	Bromoform	ND	5.1	0.62	ug/kg	
74-83-9	Bromomethane	ND	5.1	0.80	ug/kg	
78-93-3	2-Butanone (MEK)	ND	10	3.7	ug/kg	
75-15-0	Carbon disulfide	ND	5.1	1.7	ug/kg	
56-23-5	Carbon tetrachloride	ND	5.1	1.1	ug/kg	
108-90-7	Chlorobenzene	ND	5.1	1.0	ug/kg	
75-00-3	Chloroethane	ND	5.1	1.3	ug/kg	
67-66-3	Chloroform	ND	5.1	0.42	ug/kg	
74-87-3	Chloromethane	ND	5.1	0.64	ug/kg	
124-48-1	Dibromochloromethane	ND	5.1	0.27	ug/kg	
75-34-3	1,1-Dichloroethane	ND	5.1	0.33	ug/kg	
107-06-2	1,2-Dichloroethane	ND	5.1	0.58	ug/kg	
75-35-4	1,1-Dichloroethene	ND	5.1	0.41	ug/kg	
156-59-2	cis-1,2-Dichloroethene	ND	5.1	0.34	ug/kg	
156-60-5	trans-1,2-Dichloroethene	ND	5.1	0.34	ug/kg	
78-87-5	1,2-Dichloropropane	ND	5.1	0.78	ug/kg	
10061-01-5	cis-1,3-Dichloropropene	ND	5.1	0.29	ug/kg	
10061-02-6	trans-1,3-Dichloropropene	ND	5.1	0.21	ug/kg	
100-41-4	Ethylbenzene	ND	1.0	0.14	ug/kg	
591-78-6	2-Hexanone	ND	5.1	0.69	ug/kg	
108-10-1	4-Methyl-2-pentanone(MIBK)	ND	5.1	1.2	ug/kg	
75-09-2	Methylene chloride	ND	5.1	0.50	ug/kg	
100-42-5	Styrene	ND	5.1	0.98	ug/kg	
79-34-5	1,1,2,2-Tetrachloroethane	ND	5.1	0.43	ug/kg	
127-18-4	Tetrachloroethene	ND	5.1	0.23	ug/kg	
108-88-3	Toluene	ND	1.0	0.69	ug/kg	
71-55-6	1,1,1-Trichloroethane	ND	5.1	0.30	ug/kg	
79-00-5	1,1,2-Trichloroethane	ND	5.1	0.39	ug/kg	
79-01-6	Trichloroethene	ND	5.1	0.22	ug/kg	

97

ND = Not detected MDL - Method Detection Limit
RL = Reporting Limit
E = Indicates value exceeds calibration range

J = Indicates an estimated value
B = Indicates analyte found in associated method blank
N = Indicates presumptive evidence of a compound

Accutest Laboratories

Report of Analysis

Client Sample ID:	FD-01 EP (W)		
Lab Sample ID:	N40376-12	**Date Sampled:**	06/02/03
Matrix:	SO - Soil	**Date Received:**	06/02/03
Method:	SW846 8260B	**Percent Solids:**	95.0
Project:	AK Allen, 255 East 2nd Street, Mineola, NY		

VOA TCL List

CAS No.	Compound	Result	RL	MDL	Units	Q
95-63-6	**1,2,4-Trimethylbenzene**	ND	5.1	0.28	ug/kg	
108-67-8	**1,3,5-Trimethylbenzene**	ND	5.1	0.29	ug/kg	
75-01-4	Vinyl chloride	ND	5.1	0.41	ug/kg	
1330-20-7	Xylene (total)	ND	2.0	0.45	ug/kg	

CAS No.	Surrogate Recoveries	Run# 1	Run# 2	Limits
1868-53-7	Dibromofluoromethane	91%		71-117%
17060-07-0	1,2-Dichloroethane-D4	83%		62-124%
2037-26-5	Toluene-D8	96%		78-115%
460-00-4	4-Bromofluorobenzene	99%		73-127%

CAS No.	Tentatively Identified Compounds	R.T.	Est. Conc.	Units	Q
124-38-9	Carbon dioxide	2.73	~~350~~ U	ug/kg	~~JNB~~ U
	unknown	26.20	16	ug/kg	J
	Total TIC, Volatile		16	ug/kg	J

ND = Not detected MDL - Method Detection Limit
RL = Reporting Limit
E = Indicates value exceeds calibration range

J = Indicates an estimated value
B = Indicates analyte found in associated method blank
N = Indicates presumptive evidence of a compound

Accutest Laboratories

Report of Analysis

Client Sample ID:	FD-01 EP (10')		
Lab Sample ID:	N40376-13	**Date Sampled:**	06/02/03
Matrix:	SO - Soil	**Date Received:**	06/02/03
Method:	SW846 8260B	**Percent Solids:**	93.9
Project:	AK Allen, 255 East 2nd Street, Mineola, NY		

	File ID	DF	Analyzed	By	Prep Date	Prep Batch	Analytical Batch
Run #1	G59951.D	1	06/04/03	SJM	n/a	n/a	VG3259
Run #2							

	Initial Weight
Run #1	4.2 g
Run #2	

VOA TCL List

CAS No.	Compound	Result	RL	MDL	Units	Q
67-64-1	Acetone	ND	13	8.8	ug/kg	
71-43-2	Benzene	ND	1.3	0.26	ug/kg	
75-27-4	Bromodichloromethane	ND	6.3	0.41	ug/kg	
75-25-2	Bromoform	ND	6.3	0.77	ug/kg	
74-83-9	Bromomethane	ND	6.3	1.0	ug/kg	
78-93-3	2-Butanone (MEK)	ND	13	4.7	ug/kg	
75-15-0	Carbon disulfide	ND	6.3	2.2	ug/kg	
56-23-5	Carbon tetrachloride	ND	6.3	1.4	ug/kg	
108-90-7	Chlorobenzene	ND	6.3	1.3	ug/kg	
75-00-3	Chloroethane	ND	6.3	1.7	ug/kg	
67-66-3	Chloroform	ND	6.3	0.53	ug/kg	
74-87-3	Chloromethane	ND	6.3	0.80	ug/kg	
124-48-1	Dibromochloromethane	ND	6.3	0.34	ug/kg	
75-34-3	1,1-Dichloroethane	ND	6.3	0.41	ug/kg	
107-06-2	1,2-Dichloroethane	ND	6.3	0.72	ug/kg	
75-35-4	1,1-Dichloroethene	ND	6.3	0.51	ug/kg	
156-59-2	cis-1,2-Dichloroethene	ND	6.3	0.43	ug/kg	
156-60-5	trans-1,2-Dichloroethene	ND	6.3	0.43	ug/kg	
78-87-5	1,2-Dichloropropane	ND	6.3	0.98	ug/kg	
10061-01-5	cis-1,3-Dichloropropene	ND	6.3	0.36	ug/kg	
10061-02-6	trans-1,3-Dichloropropene	ND	6.3	0.26	ug/kg	
100-41-4	Ethylbenzene	ND	1.3	0.17	ug/kg	
591-78-6	2-Hexanone	ND	6.3	0.86	ug/kg	
108-10-1	4-Methyl-2-pentanone(MIBK)	ND	6.3	1.5	ug/kg	
75-09-2	Methylene chloride	ND	6.3	0.63	ug/kg	
100-42-5	Styrene	ND	6.3	1.2	ug/kg	
79-34-5	1,1,2,2-Tetrachloroethane	ND	6.3	0.54	ug/kg	
127-18-4	Tetrachloroethene	1.6	6.3	0.28	ug/kg	J
108-88-3	Toluene	ND	1.3	0.87	ug/kg	
71-55-6	1,1,1-Trichloroethane	ND	6.3	0.38	ug/kg	
79-00-5	1,1,2-Trichloroethane	ND	6.3	0.49	ug/kg	
79-01-6	Trichloroethene	ND	6.3	0.27	ug/kg	

ND = Not detected MDL - Method Detection Limit
RL = Reporting Limit
E = Indicates value exceeds calibration range

J = Indicates an estimated value
B = Indicates analyte found in associated method blank
N = Indicates presumptive evidence of a compound

Report of Analysis

Client Sample ID:	FD-01 EP (10')		
Lab Sample ID:	N40376-13	**Date Sampled:**	06/02/03
Matrix:	SO - Soil	**Date Received:**	06/02/03
Method:	SW846 8260B	**Percent Solids:**	93.9
Project:	AK Allen, 255 East 2nd Street, Mineola, NY		

VOA TCL List

CAS No.	Compound	Result	RL	MDL	Units	Q
95-63-6	**1,2,4-Trimethylbenzene**	ND	6.3	0.34	ug/kg	
108-67-8	**1,3,5-Trimethylbenzene**	ND	6.3	0.36	ug/kg	
75-01-4	Vinyl chloride	ND	6.3	0.52	ug/kg	
1330-20-7	Xylene (total)	ND	2.5	0.57	ug/kg	

CAS No.	Surrogate Recoveries	Run# 1	Run# 2	Limits
1868-53-7	Dibromofluoromethane	91%		71-117%
17060-07-0	1,2-Dichloroethane-D4	81%		62-124%
2037-26-5	Toluene-D8	96%		78-115%
460-00-4	4-Bromofluorobenzene	96%		73-127%

CAS No.	Tentatively Identified Compounds	R.T.	Est. Conc.	Units	Q
124-38-9	Carbon dioxide	2.76	~~590~~ U	ug/kg	~~JNB~~ U
	Total TIC, Volatile		0	ug/kg	

ND = Not detected MDL - Method Detection Limit
RL = Reporting Limit
E = Indicates value exceeds calibration range

J = Indicates an estimated value
B = Indicates analyte found in associated method blank
N = Indicates presumptive evidence of a compound

Accutest Laboratories

Report of Analysis

Client Sample ID:	SD-4 EP (8')		
Lab Sample ID:	N40376-14	**Date Sampled:**	06/02/03
Matrix:	SO - Soil	**Date Received:**	06/02/03
Method:	SW846 8260B	**Percent Solids:**	93.9
Project:	AK Allen, 255 East 2nd Street, Mineola, NY		

	File ID	DF	Analyzed	By	Prep Date	Prep Batch	Analytical Batch
Run #1	G59952.D	1	06/04/03	SJM	n/a	n/a	VG3259
Run #2							

	Initial Weight
Run #1	5.0 g
Run #2	

VOA TCL List

CAS No.	Compound	Result	RL	MDL	Units	Q
67-64-1	Acetone	ND	11	7.4	ug/kg	
71-43-2	Benzene	ND	1.1	0.22	ug/kg	
75-27-4	Bromodichloromethane	ND	5.3	0.35	ug/kg	
75-25-2	Bromoform	ND	5.3	0.65	ug/kg	
74-83-9	Bromomethane	ND	5.3	0.84	ug/kg	
78-93-3	2-Butanone (MEK)	ND	11	3.9	ug/kg	
75-15-0	Carbon disulfide	ND	5.3	1.8	ug/kg	
56-23-5	Carbon tetrachloride	ND	5.3	1.2	ug/kg	
108-90-7	Chlorobenzene	ND	5.3	1.1	ug/kg	
75-00-3	Chloroethane	ND	5.3	1.4	ug/kg	
67-66-3	Chloroform	ND	5.3	0.44	ug/kg	
74-87-3	Chloromethane	ND	5.3	0.67	ug/kg	
124-48-1	Dibromochloromethane	ND	5.3	0.28	ug/kg	
75-34-3	1,1-Dichloroethane	ND	5.3	0.34	ug/kg	
107-06-2	1,2-Dichloroethane	ND	5.3	0.61	ug/kg	
75-35-4	1,1-Dichloroethene	ND	5.3	0.43	ug/kg	
156-59-2	cis-1,2-Dichloroethene	ND	5.3	0.36	ug/kg	
156-60-5	trans-1,2-Dichloroethene	ND	5.3	0.36	ug/kg	
78-87-5	1,2-Dichloropropane	ND	5.3	0.82	ug/kg	
10061-01-5	cis-1,3-Dichloropropene	ND	5.3	0.30	ug/kg	
10061-02-6	trans-1,3-Dichloropropene	ND	5.3	0.22	ug/kg	
100-41-4	Ethylbenzene	ND	1.1	0.14	ug/kg	
591-78-6	2-Hexanone	ND	5.3	0.73	ug/kg	
108-10-1	4-Methyl-2-pentanone(MIBK)	ND	5.3	1.3	ug/kg	
75-09-2	Methylene chloride	ND	5.3	0.53	ug/kg	
100-42-5	Styrene	ND	5.3	1.0	ug/kg	
79-34-5	1,1,2,2-Tetrachloroethane	ND	5.3	0.45	ug/kg	
127-18-4	Tetrachloroethene	ND	5.3	0.24	ug/kg	
108-88-3	Toluene	ND	1.1	0.73	ug/kg	
71-55-6	1,1,1-Trichloroethane	ND	5.3	0.32	ug/kg	
79-00-5	1,1,2-Trichloroethane	ND	5.3	0.41	ug/kg	
79-01-6	Trichloroethene	ND	5.3	0.23	ug/kg	

ND = Not detected MDL - Method Detection Limit
RL = Reporting Limit
E = Indicates value exceeds calibration range

J = Indicates an estimated value
B = Indicates analyte found in associated method blank
N = Indicates presumptive evidence of a compound

Report of Analysis

Client Sample ID:	SD-4 EP (8')		
Lab Sample ID:	N40376-14	**Date Sampled:**	06/02/03
Matrix:	SO - Soil	**Date Received:**	06/02/03
Method:	SW846 8260B	**Percent Solids:**	93.9
Project:	AK Allen, 255 East 2nd Street, Mineola, NY		

VOA TCL List

CAS No.	Compound	Result	RL	MDL	Units	Q
95-63-6	**1,2,4-Trimethylbenzene**	ND	5.3	0.29	ug/kg	
108-67-8	**1,3,5-Trimethylbenzene**	ND	5.3	0.30	ug/kg	
75-01-4	Vinyl chloride	ND	5.3	0.43	ug/kg	
1330-20-7	Xylene (total)	ND	2.1	0.48	ug/kg	

CAS No.	Surrogate Recoveries	Run# 1	Run# 2	Limits
1868-53-7	Dibromofluoromethane	92%		71-117%
17060-07-0	1,2-Dichloroethane-D4	83%		62-124%
2037-26-5	Toluene-D8	96%		78-115%
460-00-4	4-Bromofluorobenzene	96%		73-127%

CAS No.	Tentatively Identified Compounds	R.T.	Est. Conc.	Units	Q
124-38-9	Carbon dioxide	2.72	~~340~~ U	ug/kg	~~JNB~~ U
	Total TIC, Volatile		0	ug/kg	

ND = Not detected MDL - Method Detection Limit
RL = Reporting Limit
E = Indicates value exceeds calibration range
J = Indicates an estimated value
B = Indicates analyte found in associated method blank
N = Indicates presumptive evidence of a compound

Accutest Laboratories

Report of Analysis

Client Sample ID:	EP-19		
Lab Sample ID:	N40376-2	**Date Sampled:**	06/02/03
Matrix:	SO - Soil	**Date Received:**	06/02/03
Method:	SW846 8270C SW846 3550B	**Percent Solids:**	78.3
Project:	AK Allen, 255 East 2nd Street, Mineola, NY		

	File ID	DF	Analyzed	By	Prep Date	Prep Batch	Analytical Batch
Run #1	B56373.D	1	06/03/03	WHS	06/03/03	OP13939	EB1414
Run #2							

	Initial Weight	Final Volume
Run #1	30.1 g	1.0 ml
Run #2		

BN TCL List

CAS No.	Compound	Result	RL	MDL	Units	Q
83-32-9	Acenaphthene	ND	85	9.8	ug/kg	
208-96-8	Acenaphthylene	ND	85	10	ug/kg	
120-12-7	Anthracene	ND	85	16	ug/kg	
56-55-3	Benzo(a)anthracene	ND	85	15	ug/kg	
50-32-8	Benzo(a)pyrene	ND	85	15	ug/kg	
205-99-2	Benzo(b)fluoranthene	ND	85	24	ug/kg	
191-24-2	Benzo(g,h,i)perylene	ND	85	19	ug/kg	
207-08-9	Benzo(k)fluoranthene	ND	85	9.3	ug/kg	
101-55-3	4-Bromophenyl phenyl ether	ND	85	14	ug/kg	
85-68-7	Butyl benzyl phthalate	ND	85	21	ug/kg	
91-58-7	2-Chloronaphthalene	ND	85	9.1	ug/kg	
106-47-8	4-Chloroaniline	ND	210	26	ug/kg	
86-74-8	Carbazole	ND	85	17	ug/kg	
218-01-9	Chrysene	ND	85	18	ug/kg	
111-91-1	bis(2-Chloroethoxy)methane	ND	85	9.8	ug/kg	
111-44-4	bis(2-Chloroethyl)ether	ND	85	8.2	ug/kg	
108-60-1	bis(2-Chloroisopropyl)ether	ND	85	19	ug/kg	
7005-72-3	4-Chlorophenyl phenyl ether	ND	85	11	ug/kg	
95-50-1	1,2-Dichlorobenzene	ND	85	12	ug/kg	
541-73-1	1,3-Dichlorobenzene	ND	85	12	ug/kg	
106-46-7	1,4-Dichlorobenzene	ND	85	8.4	ug/kg	
121-14-2	2,4-Dinitrotoluene	ND	85	19	ug/kg	
606-20-2	2,6-Dinitrotoluene	ND	85	15	ug/kg	
91-94-1	3,3'-Dichlorobenzidine	ND	210	22	ug/kg	
53-70-3	Dibenzo(a,h)anthracene	ND	85	22	ug/kg	
132-64-9	Dibenzofuran	ND	85	10	ug/kg	
84-74-2	Di-n-butyl phthalate	ND	85	16	ug/kg	
117-84-0	Di-n-octyl phthalate	ND	85	30	ug/kg	
84-66-2	Diethyl phthalate	ND	85	46	ug/kg	
131-11-3	Dimethyl phthalate	ND	85	11	ug/kg	
117-81-7	bis(2-Ethylhexyl)phthalate	ND	85	21	ug/kg	
206-44-0	Fluoranthene	ND	85	15	ug/kg	

ND = Not detected MDL - Method Detection Limit
RL = Reporting Limit
E = Indicates value exceeds calibration range

J = Indicates an estimated value
B = Indicates analyte found in associated method blank
N = Indicates presumptive evidence of a compound

Accutest Laboratories

Report of Analysis

Client Sample ID:	EP-19		
Lab Sample ID:	N40376-2	**Date Sampled:**	06/02/03
Matrix:	SO - Soil	**Date Received:**	06/02/03
Method:	SW846 8270C SW846 3550B	**Percent Solids:**	78.3
Project:	AK Allen, 255 East 2nd Street, Mineola, NY		

BN TCL List

CAS No.	Compound	Result	RL	MDL	Units	Q
86-73-7	Fluorene	ND	85	8.7	ug/kg	
118-74-1	Hexachlorobenzene	ND	85	13	ug/kg	
87-68-3	Hexachlorobutadiene	ND	85	13	ug/kg	
77-47-4	Hexachlorocyclopentadiene	ND	850	30	ug/kg	
67-72-1	Hexachloroethane	ND	210	13	ug/kg	
193-39-5	Indeno(1,2,3-cd)pyrene	ND	85	29	ug/kg	
78-59-1	Isophorone	ND	85	12	ug/kg	
91-57-6	2-Methylnaphthalene	ND	85	8.7	ug/kg	
88-74-4	2-Nitroaniline	ND	210	22	ug/kg	
99-09-2	3-Nitroaniline	ND	210	23	ug/kg	
100-01-6	4-Nitroaniline	ND	210	26	ug/kg	
91-20-3	Naphthalene	ND	85	8.6	ug/kg	
98-95-3	Nitrobenzene	ND	85	16	ug/kg	
621-64-7	N-Nitroso-di-n-propylamine	ND	85	17	ug/kg	
86-30-6	N-Nitrosodiphenylamine	ND	210	14	ug/kg	
85-01-8	Phenanthrene	ND	85	14	ug/kg	
129-00-0	Pyrene	ND	85	15	ug/kg	
120-82-1	1,2,4-Trichlorobenzene	ND	85	15	ug/kg	

CAS No.	Surrogate Recoveries	Run# 1	Run# 2	Limits
4165-60-0	Nitrobenzene-d5	55%		30-122%
321-60-8	2-Fluorobiphenyl	56%		39-112%
1718-51-0	Terphenyl-d14	63%		24-138%

CAS No.	Tentatively Identified Compounds	R.T.	Est. Conc.	Units	Q
	system artifact	3.58	~~1200~~ U	ug/kg	~~J~~ U
	system artifact/aldol-condensation	4.86	~~59000~~ U	ug/kg	~~J~~ U
	alkane	17.78	190	ug/kg	J
	alkane	18.45	290	ug/kg	J
	alkane	19.04	320	ug/kg	J
	alkane	19.64	370	ug/kg	J
	alkane	20.32	370	ug/kg	J
	alkane	21.08	330	ug/kg	J
	alkane	21.98	260	ug/kg	J
	alkane	23.05	220	ug/kg	J
	alkane	24.33	180	ug/kg	J
14021-23-9	D-Friedoolean-14-ene, 3-methoxy-,	25.54	1000	ug/kg	JN
	unknown	25.95	320	ug/kg	J

ND = Not detected MDL - Method Detection Limit
RL = Reporting Limit
E = Indicates value exceeds calibration range

J = Indicates an estimated value
B = Indicates analyte found in associated method blank
N = Indicates presumptive evidence of a compound

Report of Analysis

Client Sample ID:	EP-19		
Lab Sample ID:	N40376-2	**Date Sampled:**	06/02/03
Matrix:	SO - Soil	**Date Received:**	06/02/03
Method:	SW846 8270C SW846 3550B	**Percent Solids:**	78.3
Project:	AK Allen, 255 East 2nd Street, Mineola, NY		

BN TCL List

CAS No.	Tentatively Identified Compounds	R.T.	Est. Conc.	Units	Q
	Total TIC, Semi-Volatile		3850	ug/kg	J

ND = Not detected MDL - Method Detection Limit
RL = Reporting Limit
E = Indicates value exceeds calibration range

J = Indicates an estimated value
B = Indicates analyte found in associated method blank
N = Indicates presumptive evidence of a compound

Accutest Laboratories

Report of Analysis

Client Sample ID:	EP-20		
Lab Sample ID:	N40376-3	**Date Sampled:**	06/02/03
Matrix:	SO - Soil	**Date Received:**	06/02/03
Method:	SW846 8270C SW846 3550B	**Percent Solids:**	89.0
Project:	AK Allen, 255 East 2nd Street, Mineola, NY		

	File ID	DF	Analyzed	By	Prep Date	Prep Batch	Analytical Batch
Run #1	B56384.D	1	06/04/03	WHS	06/03/03	OP13939	EB1414
Run #2							

	Initial Weight	Final Volume
Run #1	29.9 g	1.0 ml
Run #2		

BN TCL List

CAS No.	Compound	Result	RL	MDL	Units	Q
83-32-9	Acenaphthene	ND	75	8.7	ug/kg	
208-96-8	Acenaphthylene	ND	75	9.1	ug/kg	
120-12-7	Anthracene	37.3	75	14	ug/kg	J
56-55-3	Benzo(a)anthracene	132	75	13	ug/kg	
50-32-8	Benzo(a)pyrene	121	75	13	ug/kg	
205-99-2	Benzo(b)fluoranthene	113	75	21	ug/kg	
191-24-2	Benzo(g,h,i)perylene	83.4	75	17	ug/kg	
207-08-9	Benzo(k)fluoranthene	93.7	75	8.3	ug/kg	
101-55-3	4-Bromophenyl phenyl ether	ND	75	12	ug/kg	
85-68-7	Butyl benzyl phthalate	ND	75	18	ug/kg	
91-58-7	2-Chloronaphthalene	ND	75	8.0	ug/kg	
106-47-8	4-Chloroaniline	ND	190	23	ug/kg	
86-74-8	Carbazole	ND	75	15	ug/kg	
218-01-9	Chrysene	132	75	16	ug/kg	
111-91-1	bis(2-Chloroethoxy)methane	ND	75	8.7	ug/kg	
111-44-4	bis(2-Chloroethyl)ether	ND	75	7.3	ug/kg	
108-60-1	bis(2-Chloroisopropyl)ether	ND	75	17	ug/kg	
7005-72-3	4-Chlorophenyl phenyl ether	ND	75	9.5	ug/kg	
95-50-1	1,2-Dichlorobenzene	ND	75	11	ug/kg	
541-73-1	1,3-Dichlorobenzene	ND	75	11	ug/kg	
106-46-7	1,4-Dichlorobenzene	ND	75	7.4	ug/kg	
121-14-2	2,4-Dinitrotoluene	ND	75	17	ug/kg	
606-20-2	2,6-Dinitrotoluene	ND	75	13	ug/kg	
91-94-1	3,3'-Dichlorobenzidine	ND	190	20	ug/kg	
53-70-3	Dibenzo(a,h)anthracene	20.8	75	19	ug/kg	J
132-64-9	Dibenzofuran	ND	75	9.2	ug/kg	
84-74-2	Di-n-butyl phthalate	ND	75	14	ug/kg	
117-84-0	Di-n-octyl phthalate	ND	75	27	ug/kg	
84-66-2	Diethyl phthalate	ND	75	41	ug/kg	
131-11-3	Dimethyl phthalate	ND	75	10	ug/kg	
117-81-7	bis(2-Ethylhexyl)phthalate	94.1	75	18	ug/kg	
206-44-0	Fluoranthene	258	75	14	ug/kg	

ND = Not detected MDL - Method Detection Limit
RL = Reporting Limit
E = Indicates value exceeds calibration range

J = Indicates an estimated value
B = Indicates analyte found in associated method blank
N = Indicates presumptive evidence of a compound

Report of Analysis

Client Sample ID:	EP-20		
Lab Sample ID:	N40376-3	**Date Sampled:**	06/02/03
Matrix:	SO - Soil	**Date Received:**	06/02/03
Method:	SW846 8270C SW846 3550B	**Percent Solids:**	89.0
Project:	AK Allen, 255 East 2nd Street, Mineola, NY		

BN TCL List

CAS No.	Compound	Result	RL	MDL	Units	Q
86-73-7	Fluorene	ND	75	7.7	ug/kg	
118-74-1	Hexachlorobenzene	ND	75	11	ug/kg	
87-68-3	Hexachlorobutadiene	ND	75	11	ug/kg	
77-47-4	Hexachlorocyclopentadiene	ND	750	27	ug/kg	
67-72-1	Hexachloroethane	ND	190	12	ug/kg	
193-39-5	Indeno(1,2,3-cd)pyrene	92.9	75	25	ug/kg	
78-59-1	Isophorone	ND	75	11	ug/kg	
91-57-6	2-Methylnaphthalene	ND	75	7.7	ug/kg	
88-74-4	2-Nitroaniline	ND	190	20	ug/kg	
99-09-2	3-Nitroaniline	ND	190	20	ug/kg	
100-01-6	4-Nitroaniline	ND	190	23	ug/kg	
91-20-3	Naphthalene	ND	75	7.6	ug/kg	
98-95-3	Nitrobenzene	ND	75	14	ug/kg	
621-64-7	N-Nitroso-di-n-propylamine	ND	75	15	ug/kg	
86-30-6	N-Nitrosodiphenylamine	ND	190	13	ug/kg	
85-01-8	Phenanthrene	138	75	12	ug/kg	
129-00-0	Pyrene	230	75	13	ug/kg	
120-82-1	1,2,4-Trichlorobenzene	ND	75	13	ug/kg	

CAS No.	Surrogate Recoveries	Run# 1	Run# 2	Limits
4165-60-0	Nitrobenzene-d5	59%		30-122%
321-60-8	2-Fluorobiphenyl	57%		39-112%
1718-51-0	Terphenyl-d14	62%		24-138%

CAS No.	Tentatively Identified Compounds	R.T.	Est. Conc.	Units	Q
	system artifact	3.64	~~1300~~ U	ug/kg	~~J~~ U
	system artifact/aldol-condensation	4.93	~~59000~~ U	ug/kg	~~J~~ U
	unknown	14.56	520	ug/kg	J
	1,1'-Biphenyl,tetrachloro(PCB)	14.77	310	ug/kg	J
	1,1'-Biphenyl,pentachloro(PCB)	16.53	230	ug/kg	J
	unknown	17.82	300	ug/kg	J
	alkane	18.48	280	ug/kg	J
	alkane	19.27	400	ug/kg	J
	alkane	19.44	230	ug/kg	J
	alkane	19.69	430	ug/kg	J
	alkane	20.37	580	ug/kg	J
	unknown	20.82	270	ug/kg	J
	unknown	20.92	380	ug/kg	J

ND = Not detected MDL - Method Detection Limit
RL = Reporting Limit
E = Indicates value exceeds calibration range

J = Indicates an estimated value
B = Indicates analyte found in associated method blank
N = Indicates presumptive evidence of a compound

Report of Analysis

Client Sample ID:	EP-20		
Lab Sample ID:	N40376-3	**Date Sampled:**	06/02/03
Matrix:	SO - Soil	**Date Received:**	06/02/03
Method:	SW846 8270C SW846 3550B	**Percent Solids:**	89.0
Project:	AK Allen, 255 East 2nd Street, Mineola, NY		

BN TCL List

CAS No.	Tentatively Identified Compounds	R.T.	Est. Conc.	Units	Q
	alkane	21.14	410	ug/kg	J
	unknown	23.23	280	ug/kg	J
	unknown	24.27	390	ug/kg	J
	unknown	25.65	1000	ug/kg	J
	Total TIC, Semi-Volatile		6010	ug/kg	J

ND = Not detected MDL - Method Detection Limit
RL = Reporting Limit
E = Indicates value exceeds calibration range

J = Indicates an estimated value
B = Indicates analyte found in associated method blank
N = Indicates presumptive evidence of a compound

Accutest Laboratories

Report of Analysis

Client Sample ID:	EP-21		
Lab Sample ID:	N40376-4	**Date Sampled:**	06/02/03
Matrix:	SO - Soil	**Date Received:**	06/02/03
Method:	SW846 8270C SW846 3550B	**Percent Solids:**	89.5
Project:	AK Allen, 255 East 2nd Street, Mineola, NY		

	File ID	DF	Analyzed	By	Prep Date	Prep Batch	Analytical Batch
Run #1	B56375.D	1	06/03/03	WHS	06/03/03	OP13939	EB1414
Run #2							

	Initial Weight	Final Volume
Run #1	30.3 g	1.0 ml
Run #2		

BN TCL List

CAS No.	Compound	Result	RL	MDL	Units	Q
83-32-9	Acenaphthene	ND	74	8.5	ug/kg	
208-96-8	Acenaphthylene	ND	74	9.0	ug/kg	
120-12-7	Anthracene	ND	74	14	ug/kg	
56-55-3	Benzo(a)anthracene	ND	74	13	ug/kg	
50-32-8	Benzo(a)pyrene	ND	74	13	ug/kg	
205-99-2	Benzo(b)fluoranthene	ND	74	20	ug/kg	
191-24-2	Benzo(g,h,i)perylene	ND	74	17	ug/kg	
207-08-9	Benzo(k)fluoranthene	ND	74	8.1	ug/kg	
101-55-3	4-Bromophenyl phenyl ether	ND	74	12	ug/kg	
85-68-7	Butyl benzyl phthalate	ND	74	18	ug/kg	
91-58-7	2-Chloronaphthalene	ND	74	7.9	ug/kg	
106-47-8	4-Chloroaniline	ND	180	22	ug/kg	
86-74-8	Carbazole	ND	74	15	ug/kg	
218-01-9	Chrysene	ND	74	16	ug/kg	
111-91-1	bis(2-Chloroethoxy)methane	ND	74	8.6	ug/kg	
111-44-4	bis(2-Chloroethyl)ether	ND	74	7.1	ug/kg	
108-60-1	bis(2-Chloroisopropyl)ether	ND	74	17	ug/kg	
7005-72-3	4-Chlorophenyl phenyl ether	ND	74	9.3	ug/kg	
95-50-1	1,2-Dichlorobenzene	ND	74	10	ug/kg	
541-73-1	1,3-Dichlorobenzene	ND	74	11	ug/kg	
106-46-7	1,4-Dichlorobenzene	ND	74	7.3	ug/kg	
121-14-2	2,4-Dinitrotoluene	ND	74	17	ug/kg	
606-20-2	2,6-Dinitrotoluene	ND	74	13	ug/kg	
91-94-1	3,3'-Dichlorobenzidine	ND	180	19	ug/kg	
53-70-3	Dibenzo(a,h)anthracene	ND	74	19	ug/kg	
132-64-9	Dibenzofuran	ND	74	9.1	ug/kg	
84-74-2	Di-n-butyl phthalate	ND	74	14	ug/kg	
117-84-0	Di-n-octyl phthalate	ND	74	26	ug/kg	
84-66-2	Diethyl phthalate	ND	74	40	ug/kg	
131-11-3	Dimethyl phthalate	ND	74	10	ug/kg	
117-81-7	bis(2-Ethylhexyl)phthalate	ND	74	18	ug/kg	
206-44-0	Fluoranthene	30.5	74	13	ug/kg	J

ND = Not detected MDL - Method Detection Limit
RL = Reporting Limit
E = Indicates value exceeds calibration range

J = Indicates an estimated value
B = Indicates analyte found in associated method blank
N = Indicates presumptive evidence of a compound

Report of Analysis

Client Sample ID:	EP-21		
Lab Sample ID:	N40376-4	**Date Sampled:**	06/02/03
Matrix:	SO - Soil	**Date Received:**	06/02/03
Method:	SW846 8270C SW846 3550B	**Percent Solids:**	89.5
Project:	AK Allen, 255 East 2nd Street, Mineola, NY		

BN TCL List

CAS No.	Compound	Result	RL	MDL	Units	Q
86-73-7	Fluorene	ND	74	7.5	ug/kg	
118-74-1	Hexachlorobenzene	ND	74	11	ug/kg	
87-68-3	Hexachlorobutadiene	ND	74	11	ug/kg	
77-47-4	Hexachlorocyclopentadiene	ND	740	26	ug/kg	
67-72-1	Hexachloroethane	ND	180	12	ug/kg	
193-39-5	Indeno(1,2,3-cd)pyrene	ND	74	25	ug/kg	
78-59-1	Isophorone	ND	74	11	ug/kg	
91-57-6	2-Methylnaphthalene	ND	74	7.6	ug/kg	
88-74-4	2-Nitroaniline	ND	180	19	ug/kg	
99-09-2	3-Nitroaniline	ND	180	20	ug/kg	
100-01-6	4-Nitroaniline	ND	180	23	ug/kg	
91-20-3	Naphthalene	ND	74	7.5	ug/kg	
98-95-3	Nitrobenzene	ND	74	14	ug/kg	
621-64-7	N-Nitroso-di-n-propylamine	ND	74	15	ug/kg	
86-30-6	N-Nitrosodiphenylamine	ND	180	12	ug/kg	
85-01-8	Phenanthrene	23.4	74	12	ug/kg	J
129-00-0	Pyrene	25.8	74	13	ug/kg	J
120-82-1	1,2,4-Trichlorobenzene	ND	74	13	ug/kg	

CAS No.	Surrogate Recoveries	Run# 1	Run# 2	Limits
4165-60-0	Nitrobenzene-d5	59%		30-122%
321-60-8	2-Fluorobiphenyl	58%		39-112%
1718-51-0	Terphenyl-d14	57%		24-138%

CAS No.	Tentatively Identified Compounds	R.T.	Est. Conc.	Units	Q
	system artifact	3.63	~~1200~~ U	ug/kg	~~J~~ U
	system artifact/aldol-condensation	4.90	~~59000~~ U	ug/kg	~~J~~ U
	alkane	18.44	260	ug/kg	J
	alkane	19.04	300	ug/kg	J
	alkane	19.64	360	ug/kg	J
	alkane	20.32	380	ug/kg	J
	alkane	21.09	370	ug/kg	J
	alkane	21.98	280	ug/kg	J
	alkane	23.05	290	ug/kg	J
	alkane	24.34	180	ug/kg	J
	unknown	25.36	190	ug/kg	J
14021-23-9	D-Friedoolean-14-ene, 3-methoxy-,	25.57	3000	ug/kg	JN
	alkane	25.89	190	ug/kg	J

ND = Not detected MDL - Method Detection Limit
RL = Reporting Limit
E = Indicates value exceeds calibration range

J = Indicates an estimated value
B = Indicates analyte found in associated method blank
N = Indicates presumptive evidence of a compound

Report of Analysis

Client Sample ID:	EP-21		
Lab Sample ID:	N40376-4	**Date Sampled:**	06/02/03
Matrix:	SO - Soil	**Date Received:**	06/02/03
Method:	SW846 8270C SW846 3550B	**Percent Solids:**	89.5
Project:	AK Allen, 255 East 2nd Street, Mineola, NY		

BN TCL List

CAS No.	Tentatively Identified Compounds	R.T.	Est. Conc.	Units	Q
	unknown	25.97	320	ug/kg	J
	unknown	26.26	380	ug/kg	J
	Total TIC, Semi-Volatile		6500	ug/kg	J

ND = Not detected MDL - Method Detection Limit
RL = Reporting Limit
E = Indicates value exceeds calibration range

J = Indicates an estimated value
B = Indicates analyte found in associated method blank
N = Indicates presumptive evidence of a compound

Accutest Laboratories

Report of Analysis

Client Sample ID:	EP-21D		
Lab Sample ID:	N40376-5	**Date Sampled:**	06/02/03
Matrix:	SO - Soil	**Date Received:**	06/02/03
Method:	SW846 8270C SW846 3550B	**Percent Solids:**	90.6
Project:	AK Allen, 255 East 2nd Street, Mineola, NY		

	File ID	DF	Analyzed	By	Prep Date	Prep Batch	Analytical Batch
Run #1	B56374.D	1	06/03/03	WHS	06/03/03	OP13939	EB1414
Run #2							

	Initial Weight	Final Volume
Run #1	30.5 g	1.0 ml
Run #2		

BN TCL List

CAS No.	Compound	Result	RL	MDL	Units	Q
83-32-9	Acenaphthene	ND	72	8.4	ug/kg	
208-96-8	Acenaphthylene	ND	72	8.8	ug/kg	
120-12-7	Anthracene	ND	72	14	ug/kg	
56-55-3	Benzo(a)anthracene	ND	72	13	ug/kg	
50-32-8	Benzo(a)pyrene	ND	72	13	ug/kg	
205-99-2	Benzo(b)fluoranthene	ND	72	20	ug/kg	
191-24-2	Benzo(g,h,i)perylene	ND	72	17	ug/kg	
207-08-9	Benzo(k)fluoranthene	ND	72	8.0	ug/kg	
101-55-3	4-Bromophenyl phenyl ether	ND	72	12	ug/kg	
85-68-7	Butyl benzyl phthalate	ND	72	18	ug/kg	
91-58-7	2-Chloronaphthalene	ND	72	7.7	ug/kg	
106-47-8	4-Chloroaniline	ND	180	22	ug/kg	
86-74-8	Carbazole	ND	72	15	ug/kg	
218-01-9	Chrysene	ND	72	15	ug/kg	
111-91-1	bis(2-Chloroethoxy)methane	ND	72	8.4	ug/kg	
111-44-4	bis(2-Chloroethyl)ether	ND	72	7.0	ug/kg	
108-60-1	bis(2-Chloroisopropyl)ether	ND	72	16	ug/kg	
7005-72-3	4-Chlorophenyl phenyl ether	ND	72	9.2	ug/kg	
95-50-1	1,2-Dichlorobenzene	ND	72	10	ug/kg	
541-73-1	1,3-Dichlorobenzene	ND	72	10	ug/kg	
106-46-7	1,4-Dichlorobenzene	ND	72	7.2	ug/kg	
121-14-2	2,4-Dinitrotoluene	ND	72	16	ug/kg	
606-20-2	2,6-Dinitrotoluene	ND	72	13	ug/kg	
91-94-1	3,3'-Dichlorobenzidine	ND	180	19	ug/kg	
53-70-3	Dibenzo(a,h)anthracene	ND	72	18	ug/kg	
132-64-9	Dibenzofuran	ND	72	8.9	ug/kg	
84-74-2	Di-n-butyl phthalate	ND	72	14	ug/kg	
117-84-0	Di-n-octyl phthalate	ND	72	26	ug/kg	
84-66-2	Diethyl phthalate	ND	72	39	ug/kg	
131-11-3	Dimethyl phthalate	ND	72	9.8	ug/kg	
117-81-7	bis(2-Ethylhexyl)phthalate	ND	72	18	ug/kg	
206-44-0	Fluoranthene	ND	72	13	ug/kg	

ND = Not detected MDL - Method Detection Limit
RL = Reporting Limit
E = Indicates value exceeds calibration range

J = Indicates an estimated value
B = Indicates analyte found in associated method blank
N = Indicates presumptive evidence of a compound

Report of Analysis

Client Sample ID:	EP-21D		
Lab Sample ID:	N40376-5	**Date Sampled:**	06/02/03
Matrix:	SO - Soil	**Date Received:**	06/02/03
Method:	SW846 8270C SW846 3550B	**Percent Solids:**	90.6
Project:	AK Allen, 255 East 2nd Street, Mineola, NY		

BN TCL List

CAS No.	Compound	Result	RL	MDL	Units	Q
86-73-7	Fluorene	ND	72	7.4	ug/kg	
118-74-1	Hexachlorobenzene	ND	72	11	ug/kg	
87-68-3	Hexachlorobutadiene	ND	72	11	ug/kg	
77-47-4	Hexachlorocyclopentadiene	ND	720	26	ug/kg	
67-72-1	Hexachloroethane	ND	180	11	ug/kg	
193-39-5	Indeno(1,2,3-cd)pyrene	ND	72	25	ug/kg	
78-59-1	Isophorone	ND	72	11	ug/kg	
91-57-6	2-Methylnaphthalene	ND	72	7.5	ug/kg	
88-74-4	2-Nitroaniline	ND	180	19	ug/kg	
99-09-2	3-Nitroaniline	ND	180	19	ug/kg	
100-01-6	4-Nitroaniline	ND	180	23	ug/kg	
91-20-3	Naphthalene	ND	72	7.3	ug/kg	
98-95-3	Nitrobenzene	ND	72	14	ug/kg	
621-64-7	N-Nitroso-di-n-propylamine	ND	72	15	ug/kg	
86-30-6	N-Nitrosodiphenylamine	ND	180	12	ug/kg	
85-01-8	Phenanthrene	ND	72	12	ug/kg	
129-00-0	Pyrene	ND	72	13	ug/kg	
120-82-1	1,2,4-Trichlorobenzene	ND	72	13	ug/kg	

CAS No.	Surrogate Recoveries	Run# 1	Run# 2	Limits
4165-60-0	Nitrobenzene-d5	72%		30-122%
321-60-8	2-Fluorobiphenyl	72%		39-112%
1718-51-0	Terphenyl-d14	71%		24-138%

CAS No.	Tentatively Identified Compounds	R.T.	Est. Conc.	Units	Q
	system artifact	3.61	~~1400~~ U	ug/kg	~~J~~ U
	system artifact/aldol-condensation	4.93	~~69000~~ U	ug/kg	~~J~~ U
646-31-1	Tetracosane	17.77	210	ug/kg	JN
	alkane	18.44	390	ug/kg	J
	alkane	19.04	480	ug/kg	J
	alkane	19.64	560	ug/kg	J
	alkane	20.32	560	ug/kg	J
	alkane	21.09	550	ug/kg	J
	alkane	21.99	450	ug/kg	J
	alkane	23.05	400	ug/kg	J
	alkane	24.33	290	ug/kg	J
14021-23-9	D-Friedoolean-14-ene, 3-methoxy-,	25.53	310	ug/kg	JN
	alkane	25.88	300	ug/kg	J

ND = Not detected MDL - Method Detection Limit
RL = Reporting Limit
E = Indicates value exceeds calibration range

J = Indicates an estimated value
B = Indicates analyte found in associated method blank
N = Indicates presumptive evidence of a compound

Report of Analysis

Client Sample ID:	EP-21D		
Lab Sample ID:	N40376-5	**Date Sampled:**	06/02/03
Matrix:	SO - Soil	**Date Received:**	06/02/03
Method:	SW846 8270C SW846 3550B	**Percent Solids:**	90.6
Project:	AK Allen, 255 East 2nd Street, Mineola, NY		

BN TCL List

CAS No.	Tentatively Identified Compounds	R.T.	Est. Conc.	Units	Q
	Total TIC, Semi-Volatile		4500	ug/kg	J

ND = Not detected MDL - Method Detection Limit
RL = Reporting Limit
E = Indicates value exceeds calibration range

J = Indicates an estimated value
B = Indicates analyte found in associated method blank
N = Indicates presumptive evidence of a compound

Accutest Laboratories

Report of Analysis

Client Sample ID:	EP-23		
Lab Sample ID:	N40376-7	**Date Sampled:**	06/02/03
Matrix:	SO - Soil	**Date Received:**	06/02/03
Method:	SW846 8270C SW846 3550B	**Percent Solids:**	90.0
Project:	AK Allen, 255 East 2nd Street, Mineola, NY		

	File ID	DF	Analyzed	By	Prep Date	Prep Batch	Analytical Batch
Run #1	B56383.D	1	06/04/03	WHS	06/03/03	OP13939	EB1414
Run #2							

	Initial Weight	Final Volume
Run #1	29.8 g	1.0 ml
Run #2		

BN TCL List

CAS No.	Compound	Result	RL	MDL	Units	Q
83-32-9	Acenaphthene	ND	75	8.6	ug/kg	
208-96-8	Acenaphthylene	ND	75	9.1	ug/kg	
120-12-7	Anthracene	40.7	75	14	ug/kg	J
56-55-3	Benzo(a)anthracene	129	75	13	ug/kg	
50-32-8	Benzo(a)pyrene	115	75	13	ug/kg	
205-99-2	Benzo(b)fluoranthene	98.8	75	21	ug/kg	
191-24-2	Benzo(g,h,i)perylene	74.3	75	17	ug/kg	J
207-08-9	Benzo(k)fluoranthene	107	75	8.2	ug/kg	
101-55-3	4-Bromophenyl phenyl ether	ND	75	12	ug/kg	
85-68-7	Butyl benzyl phthalate	ND	75	18	ug/kg	
91-58-7	2-Chloronaphthalene	ND	75	8.0	ug/kg	
106-47-8	4-Chloroaniline	ND	190	22	ug/kg	
86-74-8	Carbazole	ND	75	15	ug/kg	
218-01-9	Chrysene	131	75	16	ug/kg	
111-91-1	bis(2-Chloroethoxy)methane	ND	75	8.7	ug/kg	
111-44-4	bis(2-Chloroethyl)ether	ND	75	7.2	ug/kg	
108-60-1	bis(2-Chloroisopropyl)ether	ND	75	17	ug/kg	
7005-72-3	4-Chlorophenyl phenyl ether	ND	75	9.4	ug/kg	
95-50-1	1,2-Dichlorobenzene	ND	75	11	ug/kg	
541-73-1	1,3-Dichlorobenzene	ND	75	11	ug/kg	
106-46-7	1,4-Dichlorobenzene	ND	75	7.4	ug/kg	
121-14-2	2,4-Dinitrotoluene	ND	75	17	ug/kg	
606-20-2	2,6-Dinitrotoluene	ND	75	13	ug/kg	
91-94-1	3,3'-Dichlorobenzidine	ND	190	20	ug/kg	
53-70-3	Dibenzo(a,h)anthracene	ND	75	19	ug/kg	
132-64-9	Dibenzofuran	ND	75	9.2	ug/kg	
84-74-2	Di-n-butyl phthalate	ND	75	14	ug/kg	
117-84-0	Di-n-octyl phthalate	ND	75	27	ug/kg	
84-66-2	Diethyl phthalate	ND	75	40	ug/kg	
131-11-3	Dimethyl phthalate	ND	75	10	ug/kg	
117-81-7	bis(2-Ethylhexyl)phthalate	ND	75	18	ug/kg	
206-44-0	Fluoranthene	258	75	14	ug/kg	

ND = Not detected MDL - Method Detection Limit
RL = Reporting Limit
E = Indicates value exceeds calibration range

J = Indicates an estimated value
B = Indicates analyte found in associated method blank
N = Indicates presumptive evidence of a compound

Accutest Laboratories

Report of Analysis

Client Sample ID:	EP-23		
Lab Sample ID:	N40376-7	**Date Sampled:**	06/02/03
Matrix:	SO - Soil	**Date Received:**	06/02/03
Method:	SW846 8270C SW846 3550B	**Percent Solids:**	90.0
Project:	AK Allen, 255 East 2nd Street, Mineola, NY		

BN TCL List

CAS No.	Compound	Result	RL	MDL	Units	Q
86-73-7	Fluorene	ND	75	7.6	ug/kg	
118-74-1	Hexachlorobenzene	ND	75	11	ug/kg	
87-68-3	Hexachlorobutadiene	ND	75	11	ug/kg	
77-47-4	Hexachlorocyclopentadiene	ND	750	27	ug/kg	
67-72-1	Hexachloroethane	ND	190	12	ug/kg	
193-39-5	Indeno(1,2,3-cd)pyrene	80.9	75	25	ug/kg	
78-59-1	Isophorone	ND	75	11	ug/kg	
91-57-6	2-Methylnaphthalene	ND	75	7.7	ug/kg	
88-74-4	2-Nitroaniline	ND	190	20	ug/kg	
99-09-2	3-Nitroaniline	ND	190	20	ug/kg	
100-01-6	4-Nitroaniline	ND	190	23	ug/kg	
91-20-3	Naphthalene	ND	75	7.6	ug/kg	
98-95-3	Nitrobenzene	ND	75	14	ug/kg	
621-64-7	N-Nitroso-di-n-propylamine	ND	75	15	ug/kg	
86-30-6	N-Nitrosodiphenylamine	ND	190	13	ug/kg	
85-01-8	Phenanthrene	137	75	12	ug/kg	
129-00-0	Pyrene	216	75	13	ug/kg	
120-82-1	1,2,4-Trichlorobenzene	ND	75	13	ug/kg	

CAS No.	Surrogate Recoveries	Run# 1	Run# 2	Limits
4165-60-0	Nitrobenzene-d5	65%		30-122%
321-60-8	2-Fluorobiphenyl	66%		39-112%
1718-51-0	Terphenyl-d14	68%		24-138%

CAS No.	Tentatively Identified Compounds	R.T.	Est. Conc.	Units	Q
	system artifact	3.63	~~1300~~ U	ug/kg	~~J~~ U
	system artifact/aldol-condensation	4.94	~~67000~~ U	ug/kg	~~J~~ U
	alkane	18.46	200	ug/kg	J
	alkane	19.05	210	ug/kg	J
	alkane	19.66	250	ug/kg	J
	alkane	20.34	300	ug/kg	J
	alkane	21.11	330	ug/kg	J
	alkane	22.01	270	ug/kg	J
	alkane	23.09	300	ug/kg	J
	alkane	24.38	160	ug/kg	J
14021-23-9	D-Friedoolean-14-ene, 3-methoxy-,	25.61	1400	ug/kg	JN
	alkane	25.93	150	ug/kg	J
	Total TIC, Semi-Volatile		3570	ug/kg	J

ND = Not detected MDL - Method Detection Limit
RL = Reporting Limit
E = Indicates value exceeds calibration range

J = Indicates an estimated value
B = Indicates analyte found in associated method blank
N = Indicates presumptive evidence of a compound

Accutest Laboratories

Report of Analysis

Client Sample ID:	FD-01 EP (N)		
Lab Sample ID:	N40376-9	**Date Sampled:**	06/02/03
Matrix:	SO - Soil	**Date Received:**	06/02/03
Method:	SW846 8270C SW846 3550B	**Percent Solids:**	95.9
Project:	AK Allen, 255 East 2nd Street, Mineola, NY		

	File ID	DF	Analyzed	By	Prep Date	Prep Batch	Analytical Batch
Run #1	B56376.D	1	06/03/03	WHS	06/03/03	OP13939	EB1414
Run #2							

	Initial Weight	Final Volume
Run #1	30.0 g	1.0 ml
Run #2		

BN TCL List

CAS No.	Compound	Result	RL	MDL	Units	Q
83-32-9	Acenaphthene	ND	70	8.0	ug/kg	
208-96-8	Acenaphthylene	ND	70	8.4	ug/kg	
120-12-7	Anthracene	ND	70	13	ug/kg	
56-55-3	Benzo(a)anthracene	ND	70	12	ug/kg	
50-32-8	Benzo(a)pyrene	ND	70	12	ug/kg	
205-99-2	Benzo(b)fluoranthene	ND	70	19	ug/kg	
191-24-2	Benzo(g,h,i)perylene	ND	70	16	ug/kg	
207-08-9	Benzo(k)fluoranthene	ND	70	7.6	ug/kg	
101-55-3	4-Bromophenyl phenyl ether	ND	70	11	ug/kg	
85-68-7	Butyl benzyl phthalate	ND	70	17	ug/kg	
91-58-7	2-Chloronaphthalene	ND	70	7.4	ug/kg	
106-47-8	4-Chloroaniline	ND	170	21	ug/kg	
86-74-8	Carbazole	ND	70	14	ug/kg	
218-01-9	Chrysene	ND	70	15	ug/kg	
111-91-1	bis(2-Chloroethoxy)methane	ND	70	8.1	ug/kg	
111-44-4	bis(2-Chloroethyl)ether	ND	70	6.7	ug/kg	
108-60-1	bis(2-Chloroisopropyl)ether	ND	70	16	ug/kg	
7005-72-3	4-Chlorophenyl phenyl ether	ND	70	8.8	ug/kg	
95-50-1	1,2-Dichlorobenzene	ND	70	9.8	ug/kg	
541-73-1	1,3-Dichlorobenzene	ND	70	9.9	ug/kg	
106-46-7	1,4-Dichlorobenzene	ND	70	6.9	ug/kg	
121-14-2	2,4-Dinitrotoluene	ND	70	16	ug/kg	
606-20-2	2,6-Dinitrotoluene	ND	70	12	ug/kg	
91-94-1	3,3'-Dichlorobenzidine	ND	170	18	ug/kg	
53-70-3	Dibenzo(a,h)anthracene	ND	70	18	ug/kg	
132-64-9	Dibenzofuran	ND	70	8.6	ug/kg	
84-74-2	Di-n-butyl phthalate	ND	70	13	ug/kg	
117-84-0	Di-n-octyl phthalate	ND	70	25	ug/kg	
84-66-2	Diethyl phthalate	ND	70	38	ug/kg	
131-11-3	Dimethyl phthalate	ND	70	9.4	ug/kg	
117-81-7	bis(2-Ethylhexyl)phthalate	ND	70	17	ug/kg	
206-44-0	Fluoranthene	ND	70	13	ug/kg	

ND = Not detected MDL - Method Detection Limit
RL = Reporting Limit
E = Indicates value exceeds calibration range

J = Indicates an estimated value
B = Indicates analyte found in associated method blank
N = Indicates presumptive evidence of a compound

Report of Analysis

Client Sample ID:	FD-01 EP (N)		
Lab Sample ID:	N40376-9	**Date Sampled:**	06/02/03
Matrix:	SO - Soil	**Date Received:**	06/02/03
Method:	SW846 8270C SW846 3550B	**Percent Solids:**	95.9
Project:	AK Allen, 255 East 2nd Street, Mineola, NY		

BN TCL List

CAS No.	Compound	Result	RL	MDL	Units	Q
86-73-7	Fluorene	ND	70	7.1	ug/kg	
118-74-1	Hexachlorobenzene	ND	70	11	ug/kg	
87-68-3	Hexachlorobutadiene	ND	70	10	ug/kg	
77-47-4	Hexachlorocyclopentadiene	ND	700	25	ug/kg	
67-72-1	Hexachloroethane	ND	170	11	ug/kg	
193-39-5	Indeno(1,2,3-cd)pyrene	ND	70	24	ug/kg	
78-59-1	Isophorone	ND	70	10	ug/kg	
91-57-6	2-Methylnaphthalene	ND	70	7.2	ug/kg	
88-74-4	2-Nitroaniline	ND	170	18	ug/kg	
99-09-2	3-Nitroaniline	ND	170	19	ug/kg	
100-01-6	4-Nitroaniline	ND	170	22	ug/kg	
91-20-3	Naphthalene	ND	70	7.1	ug/kg	
98-95-3	Nitrobenzene	ND	70	13	ug/kg	
621-64-7	N-Nitroso-di-n-propylamine	ND	70	14	ug/kg	
86-30-6	N-Nitrosodiphenylamine	ND	170	12	ug/kg	
85-01-8	Phenanthrene	ND	70	11	ug/kg	
129-00-0	Pyrene	ND	70	12	ug/kg	
120-82-1	1,2,4-Trichlorobenzene	ND	70	12	ug/kg	

CAS No.	Surrogate Recoveries	Run# 1	Run# 2	Limits
4165-60-0	Nitrobenzene-d5	70%		30-122%
321-60-8	2-Fluorobiphenyl	71%		39-112%
1718-51-0	Terphenyl-d14	74%		24-138%

CAS No.	Tentatively Identified Compounds	R.T.	Est. Conc.	Units	Q
	system artifact	3.59	~~1300~~ U	ug/kg	~~J~~ U
	system artifact/aldol-condensation	4.91	~~66000~~ U	ug/kg	~~J~~ U
	alkane	17.78	200	ug/kg	J
	alkane	18.46	380	ug/kg	J
	unknown	18.75	170	ug/kg	J
	alkane	19.05	450	ug/kg	J
	alkane	19.66	510	ug/kg	J
	alkane	20.34	660	ug/kg	J
	alkane	21.11	810	ug/kg	J
	alkane	22.01	440	ug/kg	J
	alkane	23.09	390	ug/kg	J
	alkane	24.37	310	ug/kg	J
	alkane	25.93	200	ug/kg	J

ND = Not detected MDL - Method Detection Limit
RL = Reporting Limit
E = Indicates value exceeds calibration range

J = Indicates an estimated value
B = Indicates analyte found in associated method blank
N = Indicates presumptive evidence of a compound

Report of Analysis

Client Sample ID:	FD-01 EP (N)		
Lab Sample ID:	N40376-9	**Date Sampled:**	06/02/03
Matrix:	SO - Soil	**Date Received:**	06/02/03
Method:	SW846 8270C SW846 3550B	**Percent Solids:**	95.9
Project:	AK Allen, 255 East 2nd Street, Mineola, NY		

BN TCL List

CAS No.	Tentatively Identified Compounds	R.T.	Est. Conc.	Units	Q
	Total TIC, Semi-Volatile		4520	ug/kg	J

ND = Not detected MDL - Method Detection Limit
RL = Reporting Limit
E = Indicates value exceeds calibration range

J = Indicates an estimated value
B = Indicates analyte found in associated method blank
N = Indicates presumptive evidence of a compound

Accutest Laboratories

Report of Analysis

Client Sample ID:	FD-01 EP (S)		
Lab Sample ID:	N40376-10	**Date Sampled:**	06/02/03
Matrix:	SO - Soil	**Date Received:**	06/02/03
Method:	SW846 8270C SW846 3550B	**Percent Solids:**	95.5
Project:	AK Allen, 255 East 2nd Street, Mineola, NY		

	File ID	DF	Analyzed	By	Prep Date	Prep Batch	Analytical Batch
Run #1	B56377.D	1	06/03/03	WHS	06/03/03	OP13939	EB1414
Run #2							

	Initial Weight	Final Volume
Run #1	30.4 g	1.0 ml
Run #2		

BN TCL List

CAS No.	Compound	Result	RL	MDL	Units	Q
83-32-9	Acenaphthene	ND	69	8.0	ug/kg	
208-96-8	Acenaphthylene	ND	69	8.4	ug/kg	
120-12-7	Anthracene	ND	69	13	ug/kg	
56-55-3	Benzo(a)anthracene	ND	69	12	ug/kg	
50-32-8	Benzo(a)pyrene	ND	69	12	ug/kg	
205-99-2	Benzo(b)fluoranthene	ND	69	19	ug/kg	
191-24-2	Benzo(g,h,i)perylene	ND	69	16	ug/kg	
207-08-9	Benzo(k)fluoranthene	ND	69	7.6	ug/kg	
101-55-3	4-Bromophenyl phenyl ether	ND	69	11	ug/kg	
85-68-7	Butyl benzyl phthalate	ND	69	17	ug/kg	
91-58-7	2-Chloronaphthalene	ND	69	7.4	ug/kg	
106-47-8	4-Chloroaniline	ND	170	21	ug/kg	
86-74-8	Carbazole	ND	69	14	ug/kg	
218-01-9	Chrysene	ND	69	15	ug/kg	
111-91-1	bis(2-Chloroethoxy)methane	ND	69	8.0	ug/kg	
111-44-4	bis(2-Chloroethyl)ether	ND	69	6.6	ug/kg	
108-60-1	bis(2-Chloroisopropyl)ether	ND	69	15	ug/kg	
7005-72-3	4-Chlorophenyl phenyl ether	ND	69	8.7	ug/kg	
95-50-1	1,2-Dichlorobenzene	ND	69	9.7	ug/kg	
541-73-1	1,3-Dichlorobenzene	ND	69	9.8	ug/kg	
106-46-7	1,4-Dichlorobenzene	ND	69	6.8	ug/kg	
121-14-2	2,4-Dinitrotoluene	ND	69	16	ug/kg	
606-20-2	2,6-Dinitrotoluene	ND	69	12	ug/kg	
91-94-1	3,3'-Dichlorobenzidine	ND	170	18	ug/kg	
53-70-3	Dibenzo(a,h)anthracene	ND	69	18	ug/kg	
132-64-9	Dibenzofuran	ND	69	8.5	ug/kg	
84-74-2	Di-n-butyl phthalate	ND	69	13	ug/kg	
117-84-0	Di-n-octyl phthalate	ND	69	25	ug/kg	
84-66-2	Diethyl phthalate	ND	69	37	ug/kg	
131-11-3	Dimethyl phthalate	ND	69	9.3	ug/kg	
117-81-7	bis(2-Ethylhexyl)phthalate	ND	69	17	ug/kg	
206-44-0	Fluoranthene	ND	69	13	ug/kg	

ND = Not detected MDL - Method Detection Limit
RL = Reporting Limit
E = Indicates value exceeds calibration range

J = Indicates an estimated value
B = Indicates analyte found in associated method blank
N = Indicates presumptive evidence of a compound

Accutest Laboratories

Report of Analysis

Client Sample ID:	FD-01 EP (S)		
Lab Sample ID:	N40376-10	**Date Sampled:**	06/02/03
Matrix:	SO - Soil	**Date Received:**	06/02/03
Method:	SW846 8270C SW846 3550B	**Percent Solids:**	95.5
Project:	AK Allen, 255 East 2nd Street, Mineola, NY		

BN TCL List

CAS No.	Compound	Result	RL	MDL	Units	Q
86-73-7	Fluorene	ND	69	7.0	ug/kg	
118-74-1	Hexachlorobenzene	ND	69	10	ug/kg	
87-68-3	Hexachlorobutadiene	ND	69	10	ug/kg	
77-47-4	Hexachlorocyclopentadiene	ND	690	25	ug/kg	
67-72-1	Hexachloroethane	ND	170	11	ug/kg	
193-39-5	Indeno(1,2,3-cd)pyrene	ND	69	23	ug/kg	
78-59-1	Isophorone	ND	69	10	ug/kg	
91-57-6	2-Methylnaphthalene	ND	69	7.1	ug/kg	
88-74-4	2-Nitroaniline	ND	170	18	ug/kg	
99-09-2	3-Nitroaniline	ND	170	18	ug/kg	
100-01-6	4-Nitroaniline	ND	170	21	ug/kg	
91-20-3	Naphthalene	ND	69	7.0	ug/kg	
98-95-3	Nitrobenzene	ND	69	13	ug/kg	
621-64-7	N-Nitroso-di-n-propylamine	ND	69	14	ug/kg	
86-30-6	N-Nitrosodiphenylamine	ND	170	12	ug/kg	
85-01-8	Phenanthrene	ND	69	11	ug/kg	
129-00-0	Pyrene	ND	69	12	ug/kg	
120-82-1	1,2,4-Trichlorobenzene	ND	69	12	ug/kg	

CAS No.	Surrogate Recoveries	Run# 1	Run# 2	Limits
4165-60-0	Nitrobenzene-d5	70%		30-122%
321-60-8	2-Fluorobiphenyl	72%		39-112%
1718-51-0	Terphenyl-d14	76%		24-138%

CAS No.	Tentatively Identified Compounds	R.T.	Est. Conc.	Units	Q
	system artifact	3.60	~~1500~~ U	ug/kg	~~J~~ U
	system artifact/aldol-condensation	4.93	~~68000~~ U	ug/kg	~~J~~ U
	unknown	10.21	270	ug/kg	J
	unknown	12.92	200	ug/kg	J
	unknown	13.29	230	ug/kg	J
	unknown	17.80	380	ug/kg	J
	alkane	18.47	310	ug/kg	J
	unknown	19.02	220	ug/kg	J
	alkane	19.06	450	ug/kg	J
	alkane	19.68	400	ug/kg	J
	alkane	20.36	600	ug/kg	J
	alkane	21.14	650	ug/kg	J
	unknown	21.34	340	ug/kg	J

ND = Not detected MDL - Method Detection Limit
RL = Reporting Limit
E = Indicates value exceeds calibration range

J = Indicates an estimated value
B = Indicates analyte found in associated method blank
N = Indicates presumptive evidence of a compound

Report of Analysis

Client Sample ID:	FD-01 EP (S)		
Lab Sample ID:	N40376-10	**Date Sampled:**	06/02/03
Matrix:	SO - Soil	**Date Received:**	06/02/03
Method:	SW846 8270C SW846 3550B	**Percent Solids:**	95.5
Project:	AK Allen, 255 East 2nd Street, Mineola, NY		

BN TCL List

CAS No.	Tentatively Identified Compounds	R.T.	Est. Conc.	Units	Q
	unknown	21.81	420	ug/kg	J
	alkane	22.04	320	ug/kg	J
	alkane	23.14	270	ug/kg	J
	unknown	24.27	180	ug/kg	J
	Total TIC, Semi-Volatile		5240	ug/kg	J

ND = Not detected MDL - Method Detection Limit
RL = Reporting Limit
E = Indicates value exceeds calibration range

J = Indicates an estimated value
B = Indicates analyte found in associated method blank
N = Indicates presumptive evidence of a compound

Accutest Laboratories

Report of Analysis

Client Sample ID:	FD-01 EP (E)		
Lab Sample ID:	N40376-11	**Date Sampled:**	06/02/03
Matrix:	SO - Soil	**Date Received:**	06/02/03
Method:	SW846 8270C SW846 3550B	**Percent Solids:**	95.9
Project:	AK Allen, 255 East 2nd Street, Mineola, NY		

	File ID	DF	Analyzed	By	Prep Date	Prep Batch	Analytical Batch
Run #1	B56382.D	1	06/04/03	WHS	06/03/03	OP13939	EB1414
Run #2							

	Initial Weight	Final Volume
Run #1	30.0 g	1.0 ml
Run #2		

BN TCL List

CAS No.	Compound	Result	RL	MDL	Units	Q
83-32-9	Acenaphthene	ND	70	8.0	ug/kg	
208-96-8	Acenaphthylene	ND	70	8.4	ug/kg	
120-12-7	Anthracene	ND	70	13	ug/kg	
56-55-3	Benzo(a)anthracene	ND	70	12	ug/kg	
50-32-8	Benzo(a)pyrene	ND	70	12	ug/kg	
205-99-2	Benzo(b)fluoranthene	ND	70	19	ug/kg	
191-24-2	Benzo(g,h,i)perylene	ND	70	16	ug/kg	
207-08-9	Benzo(k)fluoranthene	ND	70	7.6	ug/kg	
101-55-3	4-Bromophenyl phenyl ether	ND	70	11	ug/kg	
85-68-7	Butyl benzyl phthalate	ND	70	17	ug/kg	
91-58-7	2-Chloronaphthalene	ND	70	7.4	ug/kg	
106-47-8	4-Chloroaniline	ND	170	21	ug/kg	
86-74-8	Carbazole	ND	70	14	ug/kg	
218-01-9	Chrysene	ND	70	15	ug/kg	
111-91-1	bis(2-Chloroethoxy)methane	ND	70	8.1	ug/kg	
111-44-4	bis(2-Chloroethyl)ether	ND	70	6.7	ug/kg	
108-60-1	bis(2-Chloroisopropyl)ether	ND	70	16	ug/kg	
7005-72-3	4-Chlorophenyl phenyl ether	ND	70	8.8	ug/kg	
95-50-1	1,2-Dichlorobenzene	ND	70	9.8	ug/kg	
541-73-1	1,3-Dichlorobenzene	ND	70	9.9	ug/kg	
106-46-7	1,4-Dichlorobenzene	ND	70	6.9	ug/kg	
121-14-2	2,4-Dinitrotoluene	ND	70	16	ug/kg	
606-20-2	2,6-Dinitrotoluene	ND	70	12	ug/kg	
91-94-1	3,3'-Dichlorobenzidine	ND	170	18	ug/kg	
53-70-3	Dibenzo(a,h)anthracene	ND	70	18	ug/kg	
132-64-9	Dibenzofuran	ND	70	8.6	ug/kg	
84-74-2	Di-n-butyl phthalate	ND	70	13	ug/kg	
117-84-0	Di-n-octyl phthalate	ND	70	25	ug/kg	
84-66-2	Diethyl phthalate	ND	70	38	ug/kg	
131-11-3	Dimethyl phthalate	ND	70	9.4	ug/kg	
117-81-7	bis(2-Ethylhexyl)phthalate	ND	70	17	ug/kg	
206-44-0	Fluoranthene	ND	70	13	ug/kg	

ND = Not detected MDL - Method Detection Limit
RL = Reporting Limit
E = Indicates value exceeds calibration range

J = Indicates an estimated value
B = Indicates analyte found in associated method blank
N = Indicates presumptive evidence of a compound

Report of Analysis

Client Sample ID:	FD-01 EP (E)		
Lab Sample ID:	N40376-11	**Date Sampled:**	06/02/03
Matrix:	SO - Soil	**Date Received:**	06/02/03
Method:	SW846 8270C SW846 3550B	**Percent Solids:**	95.9
Project:	AK Allen, 255 East 2nd Street, Mineola, NY		

BN TCL List

CAS No.	Compound	Result	RL	MDL	Units	Q
86-73-7	Fluorene	ND	70	7.1	ug/kg	
118-74-1	Hexachlorobenzene	ND	70	11	ug/kg	
87-68-3	Hexachlorobutadiene	ND	70	10	ug/kg	
77-47-4	Hexachlorocyclopentadiene	ND	700	25	ug/kg	
67-72-1	Hexachloroethane	ND	170	11	ug/kg	
193-39-5	Indeno(1,2,3-cd)pyrene	ND	70	24	ug/kg	
78-59-1	Isophorone	ND	70	10	ug/kg	
91-57-6	2-Methylnaphthalene	ND	70	7.2	ug/kg	
88-74-4	2-Nitroaniline	ND	170	18	ug/kg	
99-09-2	3-Nitroaniline	ND	170	19	ug/kg	
100-01-6	4-Nitroaniline	ND	170	22	ug/kg	
91-20-3	Naphthalene	ND	70	7.1	ug/kg	
98-95-3	Nitrobenzene	ND	70	13	ug/kg	
621-64-7	N-Nitroso-di-n-propylamine	ND	70	14	ug/kg	
86-30-6	N-Nitrosodiphenylamine	ND	170	12	ug/kg	
85-01-8	Phenanthrene	ND	70	11	ug/kg	
129-00-0	Pyrene	ND	70	12	ug/kg	
120-82-1	1,2,4-Trichlorobenzene	ND	70	12	ug/kg	

CAS No.	Surrogate Recoveries	Run# 1	Run# 2	Limits
4165-60-0	Nitrobenzene-d5	73%		30-122%
321-60-8	2-Fluorobiphenyl	73%		39-112%
1718-51-0	Terphenyl-d14	78%		24-138%

CAS No.	Tentatively Identified Compounds	R.T.	Est. Conc.	Units	Q
	system artifact	3.61	~~1400~~ U	ug/kg	~~J~~ U
	system artifact/aldol-condensation	4.94	~~67000~~ U	ug/kg	~~J~~ U
	unknown	10.22	210	ug/kg	J
	unknown	12.93	300	ug/kg	J
	unknown	13.25	220	ug/kg	J
	unknown	13.31	380	ug/kg	J
	unknown	17.81	210	ug/kg	J
	alkane	18.48	300	ug/kg	J
	alkane	19.07	510	ug/kg	J
	alkane	19.69	390	ug/kg	J
	alkane	20.38	490	ug/kg	J
	alkane	21.16	480	ug/kg	J
	alkane	22.07	350	ug/kg	J

ND = Not detected MDL - Method Detection Limit
RL = Reporting Limit
E = Indicates value exceeds calibration range
J = Indicates an estimated value
B = Indicates analyte found in associated method blank
N = Indicates presumptive evidence of a compound

Report of Analysis

Client Sample ID:	FD-01 EP (E)		
Lab Sample ID:	N40376-11	**Date Sampled:**	06/02/03
Matrix:	SO - Soil	**Date Received:**	06/02/03
Method:	SW846 8270C SW846 3550B	**Percent Solids:**	95.9
Project:	AK Allen, 255 East 2nd Street, Mineola, NY		

BN TCL List

CAS No.	Tentatively Identified Compounds	R.T.	Est. Conc.	Units	Q
	alkane	23.15	250	ug/kg	J
	unknown	24.45	160	ug/kg	J
	Total TIC, Semi-Volatile		4250	ug/kg	J

ND = Not detected MDL - Method Detection Limit
RL = Reporting Limit
E = Indicates value exceeds calibration range

J = Indicates an estimated value
B = Indicates analyte found in associated method blank
N = Indicates presumptive evidence of a compound

Accutest Laboratories

Report of Analysis

Client Sample ID:	FD-01 EP (W)		
Lab Sample ID:	N40376-12	**Date Sampled:**	06/02/03
Matrix:	SO - Soil	**Date Received:**	06/02/03
Method:	SW846 8270C SW846 3550B	**Percent Solids:**	95.0
Project:	AK Allen, 255 East 2nd Street, Mineola, NY		

	File ID	DF	Analyzed	By	Prep Date	Prep Batch	Analytical Batch
Run #1	B56378.D	1	06/03/03	WHS	06/03/03	OP13939	EB1414
Run #2							

	Initial Weight	Final Volume
Run #1	29.8 g	1.0 ml
Run #2		

BN TCL List

CAS No.	Compound	Result	RL	MDL	Units	Q
83-32-9	Acenaphthene	ND	71	8.2	ug/kg	
208-96-8	Acenaphthylene	ND	71	8.6	ug/kg	
120-12-7	Anthracene	ND	71	13	ug/kg	
56-55-3	Benzo(a)anthracene	ND	71	13	ug/kg	
50-32-8	Benzo(a)pyrene	ND	71	13	ug/kg	
205-99-2	Benzo(b)fluoranthene	ND	71	20	ug/kg	
191-24-2	Benzo(g,h,i)perylene	ND	71	16	ug/kg	
207-08-9	Benzo(k)fluoranthene	ND	71	7.8	ug/kg	
101-55-3	4-Bromophenyl phenyl ether	ND	71	11	ug/kg	
85-68-7	Butyl benzyl phthalate	ND	71	17	ug/kg	
91-58-7	2-Chloronaphthalene	ND	71	7.6	ug/kg	
106-47-8	4-Chloroaniline	ND	180	21	ug/kg	
86-74-8	Carbazole	ND	71	15	ug/kg	
218-01-9	Chrysene	ND	71	15	ug/kg	
111-91-1	bis(2-Chloroethoxy)methane	ND	71	8.2	ug/kg	
111-44-4	bis(2-Chloroethyl)ether	ND	71	6.8	ug/kg	
108-60-1	bis(2-Chloroisopropyl)ether	ND	71	16	ug/kg	
7005-72-3	4-Chlorophenyl phenyl ether	ND	71	8.9	ug/kg	
95-50-1	1,2-Dichlorobenzene	ND	71	10	ug/kg	
541-73-1	1,3-Dichlorobenzene	ND	71	10	ug/kg	
106-46-7	1,4-Dichlorobenzene	ND	71	7.0	ug/kg	
121-14-2	2,4-Dinitrotoluene	ND	71	16	ug/kg	
606-20-2	2,6-Dinitrotoluene	ND	71	12	ug/kg	
91-94-1	3,3'-Dichlorobenzidine	ND	180	19	ug/kg	
53-70-3	Dibenzo(a,h)anthracene	ND	71	18	ug/kg	
132-64-9	Dibenzofuran	ND	71	8.7	ug/kg	
84-74-2	Di-n-butyl phthalate	ND	71	13	ug/kg	
117-84-0	Di-n-octyl phthalate	ND	71	25	ug/kg	
84-66-2	Diethyl phthalate	ND	71	38	ug/kg	
131-11-3	Dimethyl phthalate	ND	71	9.6	ug/kg	
117-81-7	bis(2-Ethylhexyl)phthalate	ND	71	17	ug/kg	
206-44-0	Fluoranthene	ND	71	13	ug/kg	

ND = Not detected MDL - Method Detection Limit
RL = Reporting Limit
E = Indicates value exceeds calibration range

J = Indicates an estimated value
B = Indicates analyte found in associated method blank
N = Indicates presumptive evidence of a compound

Accutest Laboratories

Report of Analysis

Client Sample ID:	FD-01 EP (W)		
Lab Sample ID:	N40376-12	**Date Sampled:**	06/02/03
Matrix:	SO - Soil	**Date Received:**	06/02/03
Method:	SW846 8270C SW846 3550B	**Percent Solids:**	95.0
Project:	AK Allen, 255 East 2nd Street, Mineola, NY		

BN TCL List

CAS No.	Compound	Result	RL	MDL	Units	Q
86-73-7	Fluorene	ND	71	7.2	ug/kg	
118-74-1	Hexachlorobenzene	ND	71	11	ug/kg	
87-68-3	Hexachlorobutadiene	ND	71	11	ug/kg	
77-47-4	Hexachlorocyclopentadiene	ND	710	25	ug/kg	
67-72-1	Hexachloroethane	ND	180	11	ug/kg	
193-39-5	Indeno(1,2,3-cd)pyrene	ND	71	24	ug/kg	
78-59-1	Isophorone	ND	71	10	ug/kg	
91-57-6	2-Methylnaphthalene	20.8	71	7.3	ug/kg	J
88-74-4	2-Nitroaniline	ND	180	19	ug/kg	
99-09-2	3-Nitroaniline	ND	180	19	ug/kg	
100-01-6	4-Nitroaniline	ND	180	22	ug/kg	
91-20-3	Naphthalene	ND	71	7.2	ug/kg	
98-95-3	Nitrobenzene	ND	71	13	ug/kg	
621-64-7	N-Nitroso-di-n-propylamine	ND	71	14	ug/kg	
86-30-6	N-Nitrosodiphenylamine	ND	180	12	ug/kg	
85-01-8	Phenanthrene	ND	71	11	ug/kg	
129-00-0	Pyrene	ND	71	12	ug/kg	
120-82-1	1,2,4-Trichlorobenzene	ND	71	12	ug/kg	

CAS No.	Surrogate Recoveries	Run# 1	Run# 2	Limits
4165-60-0	Nitrobenzene-d5	67%		30-122%
321-60-8	2-Fluorobiphenyl	66%		39-112%
1718-51-0	Terphenyl-d14	71%		24-138%

CAS No.	Tentatively Identified Compounds	R.T.	Est. Conc.	Units	Q
	system artifact	3.61	~~1300~~ U	ug/kg	~~J~~ U
	system artifact/aldol-condensation	4.91	~~58000~~ U	ug/kg	~~J~~ U
	unknown	9.97	200	ug/kg	J
	unknown	10.75	260	ug/kg	J
	unknown	11.04	240	ug/kg	J
	Decahydro-4,4,8,9,10-pentamethylna	11.14	230	ug/kg	J
	unknown	11.20	230	ug/kg	J
	unknown	11.49	540	ug/kg	J
	unknown	14.00	250	ug/kg	J
	alkane	18.47	220	ug/kg	J
	alkane	19.06	280	ug/kg	J
	alkane	19.68	310	ug/kg	J
	alkane	20.36	440	ug/kg	J

ND = Not detected MDL - Method Detection Limit
RL = Reporting Limit
E = Indicates value exceeds calibration range

J = Indicates an estimated value
B = Indicates analyte found in associated method blank
N = Indicates presumptive evidence of a compound

100

Report of Analysis

Client Sample ID:	FD-01 EP (W)		
Lab Sample ID:	N40376-12	**Date Sampled:**	06/02/03
Matrix:	SO - Soil	**Date Received:**	06/02/03
Method:	SW846 8270C SW846 3550B	**Percent Solids:**	95.0
Project:	AK Allen, 255 East 2nd Street, Mineola, NY		

BN TCL List

CAS No.	Tentatively Identified Compounds	R.T.	Est. Conc.	Units	Q
	alkane	21.13	500	ug/kg	J
	alkane	22.03	340	ug/kg	J
	alkane	23.11	230	ug/kg	J
	alkane	24.40	180	ug/kg	J
	Total TIC, Semi-Volatile		4450	ug/kg	J

ND = Not detected MDL - Method Detection Limit
RL = Reporting Limit
E = Indicates value exceeds calibration range

J = Indicates an estimated value
B = Indicates analyte found in associated method blank
N = Indicates presumptive evidence of a compound

Accutest Laboratories

Report of Analysis

Client Sample ID:	FD-01 EP (10')		
Lab Sample ID:	N40376-13	**Date Sampled:**	06/02/03
Matrix:	SO - Soil	**Date Received:**	06/02/03
Method:	SW846 8270C SW846 3550B	**Percent Solids:**	93.9
Project:	AK Allen, 255 East 2nd Street, Mineola, NY		

	File ID	DF	Analyzed	By	Prep Date	Prep Batch	Analytical Batch
Run #1	B56380.D	1	06/04/03	WHS	06/03/03	OP13939	EB1414
Run #2							

	Initial Weight	Final Volume
Run #1	29.8 g	1.0 ml
Run #2		

BN TCL List

CAS No.	Compound	Result	RL	MDL	Units	Q
83-32-9	Acenaphthene	ND	71	8.3	ug/kg	
208-96-8	Acenaphthylene	ND	71	8.7	ug/kg	
120-12-7	Anthracene	28.5	71	14	ug/kg	J
56-55-3	Benzo(a)anthracene	ND	71	13	ug/kg	
50-32-8	Benzo(a)pyrene	ND	71	13	ug/kg	
205-99-2	Benzo(b)fluoranthene	ND	71	20	ug/kg	
191-24-2	Benzo(g,h,i)perylene	ND	71	16	ug/kg	
207-08-9	Benzo(k)fluoranthene	ND	71	7.9	ug/kg	
101-55-3	4-Bromophenyl phenyl ether	ND	71	12	ug/kg	
85-68-7	Butyl benzyl phthalate	ND	71	17	ug/kg	
91-58-7	2-Chloronaphthalene	ND	71	7.6	ug/kg	
106-47-8	4-Chloroaniline	ND	180	21	ug/kg	
86-74-8	Carbazole	ND	71	15	ug/kg	
218-01-9	Chrysene	ND	71	15	ug/kg	
111-91-1	bis(2-Chloroethoxy)methane	ND	71	8.3	ug/kg	
111-44-4	bis(2-Chloroethyl)ether	ND	71	6.9	ug/kg	
108-60-1	bis(2-Chloroisopropyl)ether	ND	71	16	ug/kg	
7005-72-3	4-Chlorophenyl phenyl ether	ND	71	9.0	ug/kg	
95-50-1	1,2-Dichlorobenzene	ND	71	10	ug/kg	
541-73-1	1,3-Dichlorobenzene	ND	71	10	ug/kg	
106-46-7	1,4-Dichlorobenzene	ND	71	7.1	ug/kg	
121-14-2	2,4-Dinitrotoluene	ND	71	16	ug/kg	
606-20-2	2,6-Dinitrotoluene	ND	71	13	ug/kg	
91-94-1	3,3'-Dichlorobenzidine	ND	180	19	ug/kg	
53-70-3	Dibenzo(a,h)anthracene	ND	71	18	ug/kg	
132-64-9	Dibenzofuran	ND	71	8.8	ug/kg	
84-74-2	Di-n-butyl phthalate	ND	71	13	ug/kg	
117-84-0	Di-n-octyl phthalate	ND	71	26	ug/kg	
84-66-2	Diethyl phthalate	ND	71	39	ug/kg	
131-11-3	Dimethyl phthalate	ND	71	9.7	ug/kg	
117-81-7	bis(2-Ethylhexyl)phthalate	ND	71	18	ug/kg	
206-44-0	Fluoranthene	ND	71	13	ug/kg	

ND = Not detected MDL - Method Detection Limit
RL = Reporting Limit
E = Indicates value exceeds calibration range
J = Indicates an estimated value
B = Indicates analyte found in associated method blank
N = Indicates presumptive evidence of a compound

Report of Analysis

Client Sample ID:	FD-01 EP (10')		
Lab Sample ID:	N40376-13	**Date Sampled:**	06/02/03
Matrix:	SO - Soil	**Date Received:**	06/02/03
Method:	SW846 8270C SW846 3550B	**Percent Solids:**	93.9
Project:	AK Allen, 255 East 2nd Street, Mineola, NY		

BN TCL List

CAS No.	Compound	Result	RL	MDL	Units	Q
86-73-7	Fluorene	ND	71	7.3	ug/kg	
118-74-1	Hexachlorobenzene	ND	71	11	ug/kg	
87-68-3	Hexachlorobutadiene	ND	71	11	ug/kg	
77-47-4	Hexachlorocyclopentadiene	ND	710	25	ug/kg	
67-72-1	Hexachloroethane	ND	180	11	ug/kg	
193-39-5	Indeno(1,2,3-cd)pyrene	ND	71	24	ug/kg	
78-59-1	Isophorone	ND	71	10	ug/kg	
91-57-6	2-Methylnaphthalene	ND	71	7.4	ug/kg	
88-74-4	2-Nitroaniline	ND	180	19	ug/kg	
99-09-2	3-Nitroaniline	ND	180	19	ug/kg	
100-01-6	4-Nitroaniline	ND	180	22	ug/kg	
91-20-3	Naphthalene	ND	71	7.3	ug/kg	
98-95-3	Nitrobenzene	ND	71	14	ug/kg	
621-64-7	N-Nitroso-di-n-propylamine	ND	71	14	ug/kg	
86-30-6	N-Nitrosodiphenylamine	ND	180	12	ug/kg	
85-01-8	Phenanthrene	ND	71	12	ug/kg	
129-00-0	Pyrene	ND	71	13	ug/kg	
120-82-1	1,2,4-Trichlorobenzene	ND	71	12	ug/kg	

CAS No.	Surrogate Recoveries	Run# 1	Run# 2	Limits
4165-60-0	Nitrobenzene-d5	75%		30-122%
321-60-8	2-Fluorobiphenyl	75%		39-112%
1718-51-0	Terphenyl-d14	83%		24-138%

CAS No.	Tentatively Identified Compounds	R.T.	Est. Conc.	Units	Q
	system artifact	3.61	~~1400~~ U	ug/kg	~~J~~ U
	system artifact/aldol-condensation	4.92	~~61000~~ U	ug/kg	~~J~~ U
	unknown	9.94	180	ug/kg	J
	unknown	10.55	170	ug/kg	J
	unknown	10.75	190	ug/kg	J
	unknown	10.91	250	ug/kg	J
	unknown	11.03	210	ug/kg	J
	unknown	11.14	180	ug/kg	J
	unknown	11.21	170	ug/kg	J
	alkane	18.48	240	ug/kg	J
	alkane	19.07	250	ug/kg	J
	alkane	19.69	280	ug/kg	J
	alkane	20.38	490	ug/kg	J

ND = Not detected MDL - Method Detection Limit
RL = Reporting Limit
E = Indicates value exceeds calibration range

J = Indicates an estimated value
B = Indicates analyte found in associated method blank
N = Indicates presumptive evidence of a compound

Report of Analysis

Client Sample ID:	FD-01 EP (10')		
Lab Sample ID:	N40376-13	**Date Sampled:**	06/02/03
Matrix:	SO - Soil	**Date Received:**	06/02/03
Method:	SW846 8270C SW846 3550B	**Percent Solids:**	93.9
Project:	AK Allen, 255 East 2nd Street, Mineola, NY		

BN TCL List

CAS No.	Tentatively Identified Compounds	R.T.	Est. Conc.	Units	Q
	alkane	21.16	580	ug/kg	J
	alkane	22.07	280	ug/kg	J
	alkane	23.15	200	ug/kg	J
	alkane	24.44	180	ug/kg	J
	Total TIC, Semi-Volatile		3850	ug/kg	J

ND = Not detected MDL - Method Detection Limit
RL = Reporting Limit
E = Indicates value exceeds calibration range

J = Indicates an estimated value
B = Indicates analyte found in associated method blank
N = Indicates presumptive evidence of a compound

Accutest Laboratories

Report of Analysis

Client Sample ID:	SD-4 EP (8')		
Lab Sample ID:	N40376-14	**Date Sampled:**	06/02/03
Matrix:	SO - Soil	**Date Received:**	06/02/03
Method:	SW846 8270C SW846 3550B	**Percent Solids:**	93.9
Project:	AK Allen, 255 East 2nd Street, Mineola, NY		

	File ID	DF	Analyzed	By	Prep Date	Prep Batch	Analytical Batch
Run #1	B56379.D	1	06/03/03	WHS	06/03/03	OP13939	EB1414
Run #2							

	Initial Weight	Final Volume
Run #1	30.4 g	1.0 ml
Run #2		

BN TCL List

CAS No.	Compound	Result	RL	MDL	Units	Q
83-32-9	Acenaphthene	ND	70	8.1	ug/kg	
208-96-8	Acenaphthylene	ND	70	8.5	ug/kg	
120-12-7	Anthracene	ND	70	13	ug/kg	
56-55-3	Benzo(a)anthracene	ND	70	13	ug/kg	
50-32-8	Benzo(a)pyrene	ND	70	13	ug/kg	
205-99-2	Benzo(b)fluoranthene	ND	70	19	ug/kg	
191-24-2	Benzo(g,h,i)perylene	ND	70	16	ug/kg	
207-08-9	Benzo(k)fluoranthene	ND	70	7.7	ug/kg	
101-55-3	4-Bromophenyl phenyl ether	ND	70	11	ug/kg	
85-68-7	Butyl benzyl phthalate	ND	70	17	ug/kg	
91-58-7	2-Chloronaphthalene	ND	70	7.5	ug/kg	
106-47-8	4-Chloroaniline	ND	180	21	ug/kg	
86-74-8	Carbazole	ND	70	14	ug/kg	
218-01-9	Chrysene	ND	70	15	ug/kg	
111-91-1	bis(2-Chloroethoxy)methane	ND	70	8.1	ug/kg	
111-44-4	bis(2-Chloroethyl)ether	ND	70	6.8	ug/kg	
108-60-1	bis(2-Chloroisopropyl)ether	ND	70	16	ug/kg	
7005-72-3	4-Chlorophenyl phenyl ether	ND	70	8.9	ug/kg	
95-50-1	1,2-Dichlorobenzene	ND	70	9.9	ug/kg	
541-73-1	1,3-Dichlorobenzene	ND	70	10	ug/kg	
106-46-7	1,4-Dichlorobenzene	ND	70	6.9	ug/kg	
121-14-2	2,4-Dinitrotoluene	ND	70	16	ug/kg	
606-20-2	2,6-Dinitrotoluene	ND	70	12	ug/kg	
91-94-1	3,3'-Dichlorobenzidine	ND	180	18	ug/kg	
53-70-3	Dibenzo(a,h)anthracene	ND	70	18	ug/kg	
132-64-9	Dibenzofuran	ND	70	8.6	ug/kg	
84-74-2	Di-n-butyl phthalate	ND	70	13	ug/kg	
117-84-0	Di-n-octyl phthalate	ND	70	25	ug/kg	
84-66-2	Diethyl phthalate	ND	70	38	ug/kg	
131-11-3	Dimethyl phthalate	ND	70	9.5	ug/kg	
117-81-7	bis(2-Ethylhexyl)phthalate	ND	70	17	ug/kg	
206-44-0	Fluoranthene	ND	70	13	ug/kg	

ND = Not detected MDL - Method Detection Limit
RL = Reporting Limit
E = Indicates value exceeds calibration range

J = Indicates an estimated value
B = Indicates analyte found in associated method blank
N = Indicates presumptive evidence of a compound

Report of Analysis

Client Sample ID:	SD-4 EP (8')		
Lab Sample ID:	N40376-14	**Date Sampled:**	06/02/03
Matrix:	SO - Soil	**Date Received:**	06/02/03
Method:	SW846 8270C SW846 3550B	**Percent Solids:**	93.9
Project:	AK Allen, 255 East 2nd Street, Mineola, NY		

BN TCL List

CAS No.	Compound	Result	RL	MDL	Units	Q
86-73-7	Fluorene	ND	70	7.1	ug/kg	
118-74-1	Hexachlorobenzene	ND	70	11	ug/kg	
87-68-3	Hexachlorobutadiene	ND	70	11	ug/kg	
77-47-4	Hexachlorocyclopentadiene	ND	700	25	ug/kg	
67-72-1	Hexachloroethane	ND	180	11	ug/kg	
193-39-5	Indeno(1,2,3-cd)pyrene	ND	70	24	ug/kg	
78-59-1	Isophorone	ND	70	10	ug/kg	
91-57-6	2-Methylnaphthalene	ND	70	7.2	ug/kg	
88-74-4	2-Nitroaniline	ND	180	18	ug/kg	
99-09-2	3-Nitroaniline	ND	180	19	ug/kg	
100-01-6	4-Nitroaniline	ND	180	22	ug/kg	
91-20-3	Naphthalene	ND	70	7.1	ug/kg	
98-95-3	Nitrobenzene	ND	70	13	ug/kg	
621-64-7	N-Nitroso-di-n-propylamine	ND	70	14	ug/kg	
86-30-6	N-Nitrosodiphenylamine	ND	180	12	ug/kg	
85-01-8	Phenanthrene	ND	70	11	ug/kg	
129-00-0	Pyrene	ND	70	12	ug/kg	
120-82-1	1,2,4-Trichlorobenzene	ND	70	12	ug/kg	

CAS No.	Surrogate Recoveries	Run# 1	Run# 2	Limits
4165-60-0	Nitrobenzene-d5	78%		30-122%
321-60-8	2-Fluorobiphenyl	78%		39-112%
1718-51-0	Terphenyl-d14	80%		24-138%

CAS No.	Tentatively Identified Compounds	R.T.	Est. Conc.	Units	Q
	system artifact	3.61	~~1200~~ U	ug/kg	~~J~~ U
	system artifact/aldol-condensation	4.90	~~57000~~ U	ug/kg	~~J~~ U
	alkane	17.78	230	ug/kg	J
	alkane	18.45	380	ug/kg	J
	alkane	19.05	450	ug/kg	J
	alkane	19.66	510	ug/kg	J
	alkane	20.33	540	ug/kg	J
	alkane	21.10	510	ug/kg	J
	alkane	22.00	430	ug/kg	J
	alkane	23.07	350	ug/kg	J
	alkane	24.35	280	ug/kg	J
	alkane	25.91	320	ug/kg	J
	Total TIC, Semi-Volatile		4000	ug/kg	J

116

ND = Not detected MDL - Method Detection Limit
RL = Reporting Limit
E = Indicates value exceeds calibration range

J = Indicates an estimated value
B = Indicates analyte found in associated method blank
N = Indicates presumptive evidence of a compound

Accutest Laboratories

Report of Analysis

Client Sample ID:	SD-4 EP (8')		
Lab Sample ID:	N40376-14R	**Date Sampled:**	06/02/03
Matrix:	SO - Soil	**Date Received:**	06/02/03
Method:	SW846 8082 SW846 3550B	**Percent Solids:**	93.9
Project:	AK Allen, 255 East 2nd Street, Mineola, NY		

	File ID	DF	Analyzed	By	Prep Date	Prep Batch	Analytical Batch
Run #1	XX35608.D	1	06/04/03	KLS	06/03/03	OP13940	GXX935
Run #2							

	Initial Weight	Final Volume
Run #1	1.8 g	10.0 ml
Run #2		

PCB List

CAS No.	Compound	Result	RL	MDL	Units	Q
12674-11-2	Aroclor 1016	ND	300	42	ug/kg	
11104-28-2	Aroclor 1221	ND	300	90	ug/kg	
11141-16-5	Aroclor 1232	ND	300	67	ug/kg	
53469-21-9	Aroclor 1242	ND	300	51	ug/kg	
12672-29-6	Aroclor 1248	ND	300	45	ug/kg	
11097-69-1	Aroclor 1254	ND	300	29	ug/kg	
11096-82-5	Aroclor 1260	ND	300	52	ug/kg	

CAS No.	Surrogate Recoveries	Run# 1	Run# 2	Limits
877-09-8	Tetrachloro-m-xylene	93%		12-142%
877-09-8	Tetrachloro-m-xylene	91%		12-142%
2051-24-3	Decachlorobiphenyl	90%		14-160%
2051-24-3	Decachlorobiphenyl	91%		14-160%

ND = Not detected MDL - Method Detection Limit
RL = Reporting Limit
E = Indicates value exceeds calibration range

J = Indicates an estimated value
B = Indicates analyte found in associated method blank
N = Indicates presumptive evidence of a compound

Accutest Laboratories

Report of Analysis

Client Sample ID:	EP-19		
Lab Sample ID:	N40376-2	**Date Sampled:**	06/02/03
Matrix:	SO - Soil	**Date Received:**	06/02/03
		Percent Solids:	78.3
Project:	AK Allen, 255 East 2nd Street, Mineola, NY		

Metals Analysis

Analyte	Result	RL	Units	DF	Prep	Analyzed	By	Method	Prep Method
Arsenic	4.0	1.3	mg/kg	1	06/03/03	06/03/03	KL	SW846 6010B	SW846 3050B
Barium	35.6	27	mg/kg	1	06/03/03	06/03/03	KL	SW846 6010B	SW846 3050B
Cadmium	<0.67	0.67	mg/kg	1	06/03/03	06/03/03	KL	SW846 6010B	SW846 3050B
Chromium	20.1 J	1.3	mg/kg	1	06/03/03	06/03/03	KL	SW846 6010B	SW846 3050B
Lead	8.9 J	1.3	mg/kg	1	06/03/03	06/03/03	KL	SW846 6010B	SW846 3050B
Mercury	<0.039	0.039	mg/kg	1	06/03/03	06/04/03	WG	SW846 7471A	SW846 7471A
Selenium	<1.3	1.3	mg/kg	1	06/03/03	06/03/03	KL	SW846 6010B	SW846 3050B
Silver	<1.3	1.3	mg/kg	1	06/03/03	06/03/03	KL	SW846 6010B	SW846 3050B

RL = Reporting Limit

Accutest Laboratories

Report of Analysis

Client Sample ID:	EP-20		
Lab Sample ID:	N40376-3	**Date Sampled:**	06/02/03
Matrix:	SO - Soil	**Date Received:**	06/02/03
		Percent Solids:	89.0
Project:	AK Allen, 255 East 2nd Street, Mineola, NY		

Metals Analysis

Analyte	Result	RL	Units	DF	Prep	Analyzed	By	Method	Prep Method
Arsenic	2.8	1.1	mg/kg	1	06/03/03	06/03/03	KL	SW846 6010B	SW846 3050B
Barium	24.3	21	mg/kg	1	06/03/03	06/03/03	KL	SW846 6010B	SW846 3050B
Cadmium	0.85	0.54	mg/kg	1	06/03/03	06/03/03	KL	SW846 6010B	SW846 3050B
Chromium	46.0 J	1.1	mg/kg	1	06/03/03	06/03/03	KL	SW846 6010B	SW846 3050B
Lead	99.9 J	1.1	mg/kg	1	06/03/03	06/03/03	KL	SW846 6010B	SW846 3050B
Mercury	<0.034	0.034	mg/kg	1	06/03/03	06/04/03	WG	SW846 7471A	SW846 7471A
Selenium	<1.1	1.1	mg/kg	1	06/03/03	06/03/03	KL	SW846 6010B	SW846 3050B
Silver	<1.1	1.1	mg/kg	1	06/03/03	06/03/03	KL	SW846 6010B	SW846 3050B

RL = Reporting Limit

Accutest Laboratories

Report of Analysis

Client Sample ID:	EP-21		
Lab Sample ID:	N40376-4	**Date Sampled:**	06/02/03
Matrix:	SO - Soil	**Date Received:**	06/02/03
		Percent Solids:	89.5
Project:	AK Allen, 255 East 2nd Street, Mineola, NY		

Metals Analysis

Analyte	Result	RL	Units	DF	Prep	Analyzed	By	Method	Prep Method
Arsenic	2.3	1.1	mg/kg	1	06/03/03	06/03/03	KL	SW846 6010B	SW846 3050B
Barium	24.2	23	mg/kg	1	06/03/03	06/03/03	KL	SW846 6010B	SW846 3050B
Cadmium	<0.57	0.57	mg/kg	1	06/03/03	06/03/03	KL	SW846 6010B	SW846 3050B
Chromium	15.2 J	1.1	mg/kg	1	06/03/03	06/03/03	KL	SW846 6010B	SW846 3050B
Lead	10.6 J	1.1	mg/kg	1	06/03/03	06/03/03	KL	SW846 6010B	SW846 3050B
Mercury	<0.035	0.035	mg/kg	1	06/03/03	06/04/03	WG	SW846 7471A	SW846 7471A
Selenium	<1.1	1.1	mg/kg	1	06/03/03	06/03/03	KL	SW846 6010B	SW846 3050B
Silver	<1.1	1.1	mg/kg	1	06/03/03	06/03/03	KL	SW846 6010B	SW846 3050B

RL = Reporting Limit

Accutest Laboratories

Report of Analysis

Client Sample ID:	EP-21D		
Lab Sample ID:	N40376-5	**Date Sampled:**	06/02/03
Matrix:	SO - Soil	**Date Received:**	06/02/03
		Percent Solids:	90.6
Project:	AK Allen, 255 East 2nd Street, Mineola, NY		

Metals Analysis

Analyte	Result	RL	Units	DF	Prep	Analyzed	By	Method	Prep Method
Arsenic	1.0	1.0	mg/kg	1	06/03/03	06/03/03	KL	SW846 6010B	SW846 3050B
Barium	<21	21	mg/kg	1	06/03/03	06/03/03	KL	SW846 6010B	SW846 3050B
Cadmium	<0.52	0.52	mg/kg	1	06/03/03	06/03/03	KL	SW846 6010B	SW846 3050B
Chromium	5.7 J	1.0	mg/kg	1	06/03/03	06/03/03	KL	SW846 6010B	SW846 3050B
Lead	5.4 J	1.0	mg/kg	1	06/03/03	06/03/03	KL	SW846 6010B	SW846 3050B
Mercury	<0.033	0.033	mg/kg	1	06/03/03	06/04/03	WG	SW846 7471A	SW846 7471A
Selenium	<1.0	1.0	mg/kg	1	06/03/03	06/03/03	KL	SW846 6010B	SW846 3050B
Silver	<1.0	1.0	mg/kg	1	06/03/03	06/03/03	KL	SW846 6010B	SW846 3050B

RL = Reporting Limit

Accutest Laboratories

Report of Analysis

Client Sample ID:	EP-23		
Lab Sample ID:	N40376-7	**Date Sampled:**	06/02/03
Matrix:	SO - Soil	**Date Received:**	06/02/03
		Percent Solids:	90.0
Project:	AK Allen, 255 East 2nd Street, Mineola, NY		

Metals Analysis

Analyte	Result	RL	Units	DF	Prep	Analyzed	By	Method	Prep Method
Arsenic	3.3	1.1	mg/kg	1	06/03/03	06/03/03	KL	SW846 6010B	SW846 3050B
Barium	23.9	22	mg/kg	1	06/03/03	06/03/03	KL	SW846 6010B	SW846 3050B
Cadmium	<0.56	0.56	mg/kg	1	06/03/03	06/03/03	KL	SW846 6010B	SW846 3050B
Chromium	14.1 J	1.1	mg/kg	1	06/03/03	06/03/03	KL	SW846 6010B	SW846 3050B
Lead	17.5 J	1.1	mg/kg	1	06/03/03	06/03/03	KL	SW846 6010B	SW846 3050B
Mercury	0.060	0.032	mg/kg	1	06/03/03	06/04/03	WG	SW846 7471A	SW846 7471A
Selenium	<1.1	1.1	mg/kg	1	06/03/03	06/03/03	KL	SW846 6010B	SW846 3050B
Silver	<1.1	1.1	mg/kg	1	06/03/03	06/03/03	KL	SW846 6010B	SW846 3050B

RL = Reporting Limit

Accutest Laboratories

Report of Analysis

Client Sample ID:	FD-01 EP (N)		
Lab Sample ID:	N40376-9	**Date Sampled:**	06/02/03
Matrix:	SO - Soil	**Date Received:**	06/02/03
		Percent Solids:	95.9
Project:	AK Allen, 255 East 2nd Street, Mineola, NY		

Metals Analysis

Analyte	Result	RL	Units	DF	Prep	Analyzed	By	Method	Prep Method
Arsenic	4.3	0.97	mg/kg	1	06/03/03	06/03/03	KL	SW846 6010B	SW846 3050B
Barium	<19	19	mg/kg	1	06/03/03	06/03/03	KL	SW846 6010B	SW846 3050B
Cadmium	<0.49	0.49	mg/kg	1	06/03/03	06/03/03	KL	SW846 6010B	SW846 3050B
Chromium	62.6 J	0.97	mg/kg	1	06/03/03	06/03/03	KL	SW846 6010B	SW846 3050B
Lead	4.3 J	0.97	mg/kg	1	06/03/03	06/03/03	KL	SW846 6010B	SW846 3050B
Mercury	<0.030	0.030	mg/kg	1	06/11/03	06/11/03	WG	SW846 7471A	SW846 7471A
Selenium	<0.97	0.97	mg/kg	1	06/03/03	06/03/03	KL	SW846 6010B	SW846 3050B
Silver	<0.97	0.97	mg/kg	1	06/03/03	06/03/03	KL	SW846 6010B	SW846 3050B

RL = Reporting Limit

Accutest Laboratories

Report of Analysis

Client Sample ID:	FD-01 EP (S)		
Lab Sample ID:	N40376-10	**Date Sampled:**	06/02/03
Matrix:	SO - Soil	**Date Received:**	06/02/03
		Percent Solids:	95.5
Project:	AK Allen, 255 East 2nd Street, Mineola, NY		

Metals Analysis

Analyte	Result	RL	Units	DF	Prep	Analyzed	By	Method	Prep Method
Arsenic	<1.1	1.1	mg/kg	1	06/03/03	06/03/03	KL	SW846 6010B	SW846 3050B
Barium	<22	22	mg/kg	1	06/03/03	06/03/03	KL	SW846 6010B	SW846 3050B
Cadmium	<0.54	0.54	mg/kg	1	06/03/03	06/03/03	KL	SW846 6010B	SW846 3050B
Chromium	2.7 J	1.1	mg/kg	1	06/03/03	06/03/03	KL	SW846 6010B	SW846 3050B
Lead	3.4 J	1.1	mg/kg	1	06/03/03	06/03/03	KL	SW846 6010B	SW846 3050B
Mercury	<0.034	0.034	mg/kg	1	06/11/03	06/11/03	WG	SW846 7471A	SW846 7471A
Selenium	<1.1	1.1	mg/kg	1	06/03/03	06/03/03	KL	SW846 6010B	SW846 3050B
Silver	<1.1	1.1	mg/kg	1	06/03/03	06/03/03	KL	SW846 6010B	SW846 3050B

87

RL = Reporting Limit

Accutest Laboratories

Report of Analysis

Client Sample ID:	FD-01 EP (E)		
Lab Sample ID:	N40376-11	**Date Sampled:**	06/02/03
Matrix:	SO - Soil	**Date Received:**	06/02/03
		Percent Solids:	95.9
Project:	AK Allen, 255 East 2nd Street, Mineola, NY		

Metals Analysis

Analyte	Result	RL	Units	DF	Prep	Analyzed	By	Method	Prep Method
Arsenic	2.0	1.1	mg/kg	1	06/03/03	06/03/03	KL	SW846 6010B	SW846 3050B
Barium	<22	22	mg/kg	1	06/03/03	06/03/03	KL	SW846 6010B	SW846 3050B
Cadmium	<0.54	0.54	mg/kg	1	06/03/03	06/03/03	KL	SW846 6010B	SW846 3050B
Chromium	3.5 J	1.1	mg/kg	1	06/03/03	06/03/03	KL	SW846 6010B	SW846 3050B
Lead	3.3 J	1.1	mg/kg	1	06/03/03	06/03/03	KL	SW846 6010B	SW846 3050B
Mercury	<0.033	0.033	mg/kg	1	06/11/03	06/11/03	WG	SW846 7471A	SW846 7471A
Selenium	<1.1	1.1	mg/kg	1	06/03/03	06/03/03	KL	SW846 6010B	SW846 3050B
Silver	<1.1	1.1	mg/kg	1	06/03/03	06/03/03	KL	SW846 6010B	SW846 3050B

RL = Reporting Limit

Accutest Laboratories

Report of Analysis

Client Sample ID:	FD-01 EP (W)		
Lab Sample ID:	N40376-12	**Date Sampled:**	06/02/03
Matrix:	SO - Soil	**Date Received:**	06/02/03
		Percent Solids:	95.0
Project:	AK Allen, 255 East 2nd Street, Mineola, NY		

Metals Analysis

Analyte	Result	RL	Units	DF	Prep	Analyzed	By	Method	Prep Method
Arsenic	15.2	1.1	mg/kg	1	06/03/03	06/04/03	KL	SW846 6010B	SW846 3050B
Barium	<21	21	mg/kg	1	06/03/03	06/04/03	KL	SW846 6010B	SW846 3050B
Cadmium	<0.53	0.53	mg/kg	1	06/03/03	06/04/03	KL	SW846 6010B	SW846 3050B
Chromium	3.7 J	1.1	mg/kg	1	06/03/03	06/04/03	KL	SW846 6010B	SW846 3050B
Lead	4.8 J	1.1	mg/kg	1	06/03/03	06/04/03	KL	SW846 6010B	SW846 3050B
Mercury	<0.034	0.034	mg/kg	1	06/11/03	06/11/03	WG	SW846 7471A	SW846 7471A
Selenium	<1.1	1.1	mg/kg	1	06/03/03	06/04/03	KL	SW846 6010B	SW846 3050B
Silver	<1.1	1.1	mg/kg	1	06/03/03	06/04/03	KL	SW846 6010B	SW846 3050B

RL = Reporting Limit

Accutest Laboratories

Report of Analysis

Client Sample ID:	FD-01 EP (10')		
Lab Sample ID:	N40376-13	**Date Sampled:**	06/02/03
Matrix:	SO - Soil	**Date Received:**	06/02/03
		Percent Solids:	93.9
Project:	AK Allen, 255 East 2nd Street, Mineola, NY		

Metals Analysis

Analyte	Result	RL	Units	DF	Prep	Analyzed	By	Method	Prep Method
Arsenic	7.4	1.0	mg/kg	1	06/03/03	06/04/03	KL	SW846 6010B	SW846 3050B
Barium	33.1	20	mg/kg	1	06/03/03	06/04/03	KL	SW846 6010B	SW846 3050B
Cadmium	<0.50	0.50	mg/kg	1	06/03/03	06/04/03	KL	SW846 6010B	SW846 3050B
Chromium	14.4 J	1.0	mg/kg	1	06/03/03	06/04/03	KL	SW846 6010B	SW846 3050B
Lead	9.0 J	1.0	mg/kg	1	06/03/03	06/04/03	KL	SW846 6010B	SW846 3050B
Mercury	<0.032	0.032	mg/kg	1	06/11/03	06/11/03	WG	SW846 7471A	SW846 7471A
Selenium	<1.0	1.0	mg/kg	1	06/03/03	06/04/03	KL	SW846 6010B	SW846 3050B
Silver	<1.0	1.0	mg/kg	1	06/03/03	06/04/03	KL	SW846 6010B	SW846 3050B

RL = Reporting Limit

Accutest Laboratories

Report of Analysis

Client Sample ID:	SD-4 EP (8')		
Lab Sample ID:	N40376-14R	**Date Sampled:**	06/02/03
Matrix:	SO - Soil	**Date Received:**	06/02/03
		Percent Solids:	93.9
Project:	AK Allen, 255 East 2nd Street, Mineola, NY		

Metals Analysis

Analyte	Result	RL	Units	DF	Prep	Analyzed	By	Method	Prep Method
Arsenic	1.5 J	1.1	mg/kg	1	06/19/03	06/19/03	KL	SW846 6010B	SW846 3050B
Barium	<21	21	mg/kg	1	06/19/03	06/19/03	KL	SW846 6010B	SW846 3050B
Cadmium	<0.53	0.53	mg/kg	1	06/19/03	06/19/03	KL	SW846 6010B	SW846 3050B
Chromium	11.3	1.1	mg/kg	1	06/19/03	06/19/03	KL	SW846 6010B	SW846 3050B
Lead	9.3	1.1	mg/kg	1	06/19/03	06/19/03	KL	SW846 6010B	SW846 3050B
Mercury	<0.031	0.031	mg/kg	1	06/19/03	06/20/03	WG	SW846 7471A	SW846 7471A
Selenium	<1.1 UJ	1.1	mg/kg	1	06/19/03	06/19/03	KL	SW846 6010B	SW846 3050B
Silver	<1.1	1.1	mg/kg	1	06/19/03	06/19/03	KL	SW846 6010B	SW846 3050B

RL = Reporting Limit

APPENDIX C

2815 COVERED BRIDGE ROAD, MERRICK, NEW YORK 11566
(516) 223-9761 • FAX (516) 223-0983

50

CHAIN OF CUSTODY

ACCUTEST Laboratories

2235 Route 130, Dayton NJ 08810
TEL. 732-329-0200 FAX: 732-329-3499/3480
www.accutest.com

FED-EX Tracking #	Bottle Order Control #
Accutest Quote #	Accutest Job # N40376

Client / Reporting Information

Company Name	CA Rich Consultants Inc
Address	17 Dupont Street
City / State / Zip	Plainview NY 11803
Project Contact / E-mail	Eric Weinstock
Phone #	(516) 576 8844
Sampler's Name	Steve Sobstyl

Project Information

Project Name	A.K. Allen Corp.
Street	255 East Second St
City / State	Mineola NY 11501
Project #	A.K. Allen EC
Fax #	(516) 576 0093
Client Purchase Order #	A.K. Allen EC

Requested Analysis

Accutest Sample #	Field ID / Point of Collection	SUMMA # / MEOH Vial #	Collection Date	Collection Time	Sampled By	Matrix	# of bottles	HCl	NaOH	HNO3	H2SO4	NONE	NaHSO4	MEOH	ENCORE	8260 BTEX / 624 MTBE / 8021 TBA / 602 NAP / PAUG / PALG	8260 TBA / 624 NAP / TCL +10 / PPL +15 / STARS MTBE	8270 ABN / 625 BN / TCL PAH / PPL PADF / STARS +TICs	VOC 8260	SVOC 8270 BN	RCRA Metals	PCBs 8082					LAB USE ONLY
-9	FD-01 EP (N) VSM		6/2/03	1240	CB	SO	2												1	1	→	→					EX51, 1965!
-10	FD-01 EP (S) VSM		↓	1235	↓	↓	2												1	1	→	→					
-11	FD-01 EP (E) VSM		↓	1245	↓	↓	2												1	1	→	→					
-12	FD-01 EP (W) VSM		↓	1250	↓	↓	2												1	1	→	→					
-13	FD-01 EP (10') VSM		↓	1235	↓	↓	2												1	1	→	→					
-14	SD-4 EP (8') VSM		↓	1450	↓	↓	2												1	1							

Matrix Codes: DW - Drinking Water; GW - Ground Water; WW - Water; SW - Surface Water; SO - Soil; SL - Sludge; OI - Oil; LIQ - Other Liquid; AIR - Air; SOL - Other Solid; WP - Wipe

Turnaround Time (Business Days)

- [x] Std. 15 Business Days
- [ ] 10 Day *RUSH*
- [ ] 5 Day *RUSH*
- [ ] 3 Day *EMERGENCY*
- [ ] 2 Day *EMERGENCY*
- [ ] 1 Day *EMERGENCY*
- [ ] Other

Approved By: / Date:

Emergency & Rush T/A data available VIA LabLink

Data Deliverable Information

- [ ] Commercial "A"
- [ ] Commercial "B"
- [ ] NJ Reduced
- [ ] NJ Full
- [ ] Other _____
- [ ] FULL CLP
- [ ] NYASP Category A
- [x] NYASP Category B
- [ ] State Forms
- [ ] EDD Format _____

Commercial "A" = Results Only

Comments / Remarks

Sample Custody must be documented below each time samples change possession, including courier delivery.

Relinquished by Sampler	Date Time	Received by	Relinquished by	Date Time	Received by
1 [signature]	6/2/03 1500	2 [signature]	2 [signature]	6-2-03 1745	2 Jerre Duncan
3		3	4		4
5		5	Custody Seal # NONE	Preserved where applicable ☐	On Ice ☑ Cooler Temp 2-8

SO, TB

ACCUTEST Laboratories

CHAIN OF CUSTODY

2235 Route 130, Dayton NJ 08810
TEL. 732-329-0200 FAX: 732-329-3499/3480
www.accutest.com

FED-EX Tracking #	Bottle Order Control #
Accutest Quote #	Accutest Job # N40376

Client / Reporting Information

Company Name	CA Rich Consultants Inc.
Address	17 Dupont Street
City / State / Zip	Plainview NY 11803
Project Contact / E-mail	Eric Weinstock
Phone #	(516) 576 8844
Sampler's Name	Steve Sobstyl

Project Information

Project Name	A.K. Allen Corp.
Street	255 East Second St
City / State	Mineola NY 11501
Project #	A.K. Allen EC
Fax #	(516) 576 0093
Client Purchase Order #	A.K. Allen EC

Requested Analysis

8260 ☐ 624 ☐ 8021 ☐ 602 ☐ PAUG ☐ BTEX ☐ MTBE ☐ TBA ☐ NAP ☐ PALG ☐
8260 ☐ 624 ☐ TCL ☐ PPL ☐ STARS ☐ MTBE ☐ TBA ☐ NAP ☐ +10 ☐ +15 ☐
8270 ☐ 625 ☐ TCL ☐ PPL ☐ STARS ☐ ABN ☐ BN ☐ PAH ☐ PADF ☐ +TICs ☐

Matrix Codes: DW - Drinking Water; GW - Ground Water; WW - Water; SW - Surface Water; SO - Soil; SL - Sludge; OI - Oil; LIQ - Other Liquid; AIR - Air; SOL - Other Solid; WP - Wipe

Accutest Sample #	Field ID / Point of Collection	SUMMA # / MEOH Vial #	Collection Date	Collection Time	Sampled By	Matrix	# of bottles	HCl	NaOH	HNO3	H2SO4	NONE	NaHSO4	MEOH	ENCORE	VOC 8260 +	SVOC 8270 BN	RCRA Metals	PCB 8082	LAB USE ONLY
-1	EP-18		6/2/03	1330	SS	SO	2									1	1	→	→	EX51, 1965!
-2	EP-19 VSM		↓	1310	↓	↓	2									1	1	→	→	832!
-3	EP-20 VSM		↓	1320	↓	↓	2									1	1	→	→	
-4	EP-21 VSM		↓	1330	↓	↓	2									1	1	→	→	
-5	EP-21D VSM		↓	1330	↓	↓	2									1	1	→	→	
-6	EP-22		↓	1340	↓	↓	2									1	1	→	→	
-7	EP-23 VSM		↓	1350	↓	↓	2									1	1	→	→	
-8	TB-6/2		6/2/03	X		WW	2			6/1	5/20/03	6600 6/2MC				2				

Turnaround Time (Business Days)

- ☐ Std. 15 Business Days
- ☐ 10 Day *RUSH*
- ☐ 5 Day *RUSH*
- ☐ 3 Day *EMERGENCY*
- ☒ 2 Day *EMERGENCY*
- ☐ 1 Day *EMERGENCY*
- ☐ Other

Approved By: / Date:

Emergency & Rush T/A data available VIA LabLink

Data Deliverable Information

- ☐ Commercial "A"
- ☐ Commercial "B"
- ☐ NJ Reduced
- ☐ NJ Full
- ☐ Other ___
- ☐ FULL CLP
- ☐ NYASP Category A
- ☒ NYASP Category B
- ☐ State Forms
- ☐ EDD Format ___

Commercial "A" = Results Only

Comments / Remarks

Rush 48 hr T.A.T
Email: Eweinstock@carichinc.com
VOC Method 8260 to include 1,3,5 and 1,2,4 Trimethylbenzene

Sample Custody must be documented below each time samples change possession, including courier delivery.

Relinquished by:	Date Time:	Received by:	Relinquished by:	Date Time:	Received by:
1 [signature]	6/2/03 1500	1 [signature]	2 [signature]	6-2-03 1745	2 Jesse Duncan
3		3	4		4
5		5	Custody Seal # NONE	Preserved where applicable ☐	On Ice ☐ Cooler Temp. 2.8

126

APPENDIX D

2815 COVERED BRIDGE ROAD, MERRICK, NEW YORK 11566
(516) 223-9761 • FAX (516) 223-0983

Premier Environmental Services.

January 30, 2004

Diane Komar
Project Manager
Accutest Laboratories
2235 Route 130
Dayton, NJ 08810

Dear Ms. Komar,

I am currently performing the data review of the samples collected from the AK Allen Project. These samples are associated with Laboratory Project Number N40376. During the review of the data package, the following was noted:

General

The ASP Summary (p. 15) indicates that the samples are to be analyzed for VOA's/8021. The box for PCB's/8082 should be marked for the samples. Please edit and reissue this form.

The COC document (p. 127) indicates that sample SD-4 EP (8") did not require analysis for RCRA Metals and PCBS. The laboratory reported RCRA Metals results for this sample point. Both parameters were checked on the ASP Form (p. 15). The ASP Form (P. 123/124) and the PCB extraction log indicate that the sample was prepared and analyzed, just not reported. The ASP Form (p. 125) indicates that the sample was analyzed. This sample data result page was reported with the data set.

Can you please review the report and provide comments regarding the analysis of sample SD-4 EP (8').

Thank you in advance to your prompt response to this data issue. If there are any questions associated with the above, please do not hesitate to contact me at (516) 223-9761.

Sincerely,

Renee Cohen

Renee Cohen

Cc: Eric Weinstock – CA Rich Consultants

2815 COVERED BRIDGE ROAD, MERRICK, NEW YORK 11566
(516) 223-9761 • FAX (516) 223-0983

ACCUTEST LABORATORIES

NEW YORK STATE DEPARTMENT OF ENVIRONMENTAL CONSERVATION

SAMPLE IDENTIFICATION AND ANALYTICAL REQUIREMENT SUMMARY

Project Number: N40376

Client Name: C.A.Rich Consultants
AK Allen, 255 East 2nd Street, Mineola, NY

Customer Sample Code	Laboratory Sample ID	Analytical Requirements					
		VOA GC/MS Method 8260	BNA GC/MS Method 8270C	VOC GC Method 8021	Pest PCB Method 8082	Metals	Other PHC
EP-18	N40376-1	X	X		X	X	
EP-19	N40376-2	X	X		X	X	
EP-20	N40376-3	X	X		X	X	
EP-21	N40376-4	X	X		X	X	
EP-21D	N40376-5	X	X		X	X	
EP-22	N40376-6	X	X		X	X	
EP-23	N40376-7	X	X		X	X	
TB-6/2	N40376-8	X					
FD-01 EP (N)	N40376-9	X	X		X	X	
FD-01 EP (S)	N40376-10	X	X		X	X	
FD-01 EP (E)	N40376-11	X	X		X	X	
FD-01 EP (W)	N40376-12	X	X		X	X	
FD-01 EP (10')	N40376-13	X	X		X	X	
SD-4 EP (8')	N40376-14	X	X		X	X	

ACCUTEST

Job Change Order

N40376_06/18/03

Requested Date:	6/18/2003	**Received Date:**	6/2/2003
Account Name:	C. A. Rich Consultants	**Due Date:**	6/4/2003
Project Description:	AK Allen, 255 East 2nd Street, Mineola, NY	**Deliverable:**	NYASPB
CSR:	DK	**TAT (Days):**	2

Sample #:	**Change:**
N40376-14 SD-4 EP (8')	relog for P8082PCB and HM8 - client left these analyses off the COC - please note that the sample is OK to extract ut of hold - per the client.

Above Changes Per: Eric Weinstock **Date:** 6/18/2003

To Client: This Change Order is confirmation of the revisions, previously discussed with the Accutest Client Service Representative.

Accutest Laboratories

Report of Analysis

Client Sample ID:	EP-18		
Lab Sample ID:	N40376-1	**Date Sampled:**	06/02/03
Matrix:	SO - Soil	**Date Received:**	06/02/03
Method:	SW846 8260B	**Percent Solids:**	79.6
Project:	AK Allen, 255 East 2nd Street, Mineola, NY		

	File ID	DF	Analyzed	By	Prep Date	Prep Batch	Analytical Batch
Run #1	G59909.D	1	06/03/03	SJM	n/a	n/a	VG3257
Run #2							

	Initial Weight
Run #1	4.2 g
Run #2	

VOA TCL List

CAS No.	Compound	Result	RL	MDL	Units	Q
67-64-1	Acetone	ND	15	10	ug/kg	
71-43-2	Benzene	ND	1.5	0.31	ug/kg	
75-27-4	Bromodichloromethane	ND	7.5	0.49	ug/kg	
75-25-2	Bromoform	ND	7.5	0.91	ug/kg	
74-83-9	Bromomethane	ND	7.5	1.2	ug/kg	
78-93-3	2-Butanone (MEK)	ND	15	5.5	ug/kg	
75-15-0	Carbon disulfide	ND	7.5	2.5	ug/kg	
56-23-5	Carbon tetrachloride	ND	7.5	1.6	ug/kg	
108-90-7	Chlorobenzene	ND	7.5	1.5	ug/kg	
75-00-3	Chloroethane	ND	7.5	2.0	ug/kg	
67-66-3	Chloroform	ND	7.5	0.62	ug/kg	
74-87-3	Chloromethane	ND	7.5	0.94	ug/kg	
124-48-1	Dibromochloromethane	ND	7.5	0.40	ug/kg	
75-34-3	1,1-Dichloroethane	ND	7.5	0.48	ug/kg	
107-06-2	1,2-Dichloroethane	ND	7.5	0.85	ug/kg	
75-35-4	1,1-Dichloroethene	ND	7.5	0.60	ug/kg	
156-59-2	cis-1,2-Dichloroethene	ND	7.5	0.50	ug/kg	
156-60-5	trans-1,2-Dichloroethene	ND	7.5	0.50	ug/kg	
78-87-5	1,2-Dichloropropane	ND	7.5	1.2	ug/kg	
10061-01-5	cis-1,3-Dichloropropene	ND	7.5	0.43	ug/kg	
10061-02-6	trans-1,3-Dichloropropene	ND	7.5	0.31	ug/kg	
100-41-4	Ethylbenzene	ND	1.5	0.20	ug/kg	
591-78-6	2-Hexanone	ND	7.5	1.0	ug/kg	
108-10-1	4-Methyl-2-pentanone(MIBK)	ND	7.5	1.8	ug/kg	
75-09-2	Methylene chloride	ND	7.5	0.74	ug/kg	
100-42-5	Styrene	ND	7.5	1.4	ug/kg	
79-34-5	1,1,2,2-Tetrachloroethane	ND	7.5	0.63	ug/kg	
127-18-4	Tetrachloroethene	ND	7.5	0.34	ug/kg	
108-88-3	Toluene	ND	1.5	1.0	ug/kg	
71-55-6	1,1,1-Trichloroethane	ND	7.5	0.44	ug/kg	
79-00-5	1,1,2-Trichloroethane	ND	7.5	0.58	ug/kg	
79-01-6	Trichloroethene	ND	7.5	0.32	ug/kg	

ND = Not detected MDL - Method Detection Limit
RL = Reporting Limit
E = Indicates value exceeds calibration range

J = Indicates an estimated value
B = Indicates analyte found in associated method blank
N = Indicates presumptive evidence of a compound

Report of Analysis

Client Sample ID:	EP-18		
Lab Sample ID:	N40376-1	**Date Sampled:**	06/02/03
Matrix:	SO - Soil	**Date Received:**	06/02/03
Method:	SW846 8260B	**Percent Solids:**	79.6
Project:	AK Allen, 255 East 2nd Street, Mineola, NY		

VOA TCL List

CAS No.	Compound	Result	RL	MDL	Units	Q
95-63-6	**1,2,4-Trimethylbenzene**	ND	7.5	0.41	ug/kg	
108-67-8	**1,3,5-Trimethylbenzene**	ND	7.5	0.43	ug/kg	
75-01-4	Vinyl chloride	ND	7.5	0.61	ug/kg	
1330-20-7	Xylene (total)	ND	3.0	0.67	ug/kg	

CAS No.	Surrogate Recoveries	Run# 1	Run# 2	Limits
1868-53-7	Dibromofluoromethane	89%		71-117%
17060-07-0	1,2-Dichloroethane-D4	79%		62-124%
2037-26-5	Toluene-D8	95%		78-115%
460-00-4	4-Bromofluorobenzene	96%		73-127%

CAS No.	Tentatively Identified Compounds	R.T.	Est. Conc.	Units	Q
124-38-9	Carbon dioxide	2.74	600	ug/kg	JNB
	alkane	24.62	15	ug/kg	J
	alkane	25.69	20	ug/kg	J
	alkane	26.16	14	ug/kg	J
	alkane	28.03	9.8	ug/kg	J
	Total TIC, Volatile		58.8	ug/kg	J

ND = Not detected MDL - Method Detection Limit
RL = Reporting Limit
E = Indicates value exceeds calibration range

J = Indicates an estimated value
B = Indicates analyte found in associated method blank
N = Indicates presumptive evidence of a compound

Accutest Laboratories

Report of Analysis

Client Sample ID:	EP-18		
Lab Sample ID:	N40376-1	**Date Sampled:**	06/02/03
Matrix:	SO - Soil	**Date Received:**	06/02/03
Method:	SW846 8270C SW846 3550B	**Percent Solids:**	79.6
Project:	AK Allen, 255 East 2nd Street, Mineola, NY		

	File ID	DF	Analyzed	By	Prep Date	Prep Batch	Analytical Batch
Run #1	B56369.D	1	06/03/03	WHS	06/03/03	OP13939	EB1414
Run #2							

	Initial Weight	Final Volume
Run #1	30.2 g	1.0 ml
Run #2		

BN TCL List

CAS No.	Compound	Result	RL	MDL	Units	Q
83-32-9	Acenaphthene	ND	83	9.6	ug/kg	
208-96-8	Acenaphthylene	ND	83	10	ug/kg	
120-12-7	Anthracene	ND	83	16	ug/kg	
56-55-3	Benzo(a)anthracene	ND	83	15	ug/kg	
50-32-8	Benzo(a)pyrene	ND	83	15	ug/kg	
205-99-2	Benzo(b)fluoranthene	ND	83	23	ug/kg	
191-24-2	Benzo(g,h,i)perylene	ND	83	19	ug/kg	
207-08-9	Benzo(k)fluoranthene	ND	83	9.2	ug/kg	
101-55-3	4-Bromophenyl phenyl ether	ND	83	13	ug/kg	
85-68-7	Butyl benzyl phthalate	ND	83	20	ug/kg	
91-58-7	2-Chloronaphthalene	ND	83	8.9	ug/kg	
106-47-8	4-Chloroaniline	ND	210	25	ug/kg	
86-74-8	Carbazole	ND	83	17	ug/kg	
218-01-9	Chrysene	ND	83	18	ug/kg	
111-91-1	bis(2-Chloroethoxy)methane	ND	83	9.7	ug/kg	
111-44-4	bis(2-Chloroethyl)ether	ND	83	8.0	ug/kg	
108-60-1	bis(2-Chloroisopropyl)ether	ND	83	19	ug/kg	
7005-72-3	4-Chlorophenyl phenyl ether	ND	83	11	ug/kg	
95-50-1	1,2-Dichlorobenzene	ND	83	12	ug/kg	
541-73-1	1,3-Dichlorobenzene	ND	83	12	ug/kg	
106-46-7	1,4-Dichlorobenzene	ND	83	8.2	ug/kg	
121-14-2	2,4-Dinitrotoluene	ND	83	19	ug/kg	
606-20-2	2,6-Dinitrotoluene	ND	83	15	ug/kg	
91-94-1	3,3'-Dichlorobenzidine	ND	210	22	ug/kg	
53-70-3	Dibenzo(a,h)anthracene	ND	83	21	ug/kg	
132-64-9	Dibenzofuran	ND	83	10	ug/kg	
84-74-2	Di-n-butyl phthalate	ND	83	16	ug/kg	
117-84-0	Di-n-octyl phthalate	ND	83	30	ug/kg	
84-66-2	Diethyl phthalate	ND	83	45	ug/kg	
131-11-3	Dimethyl phthalate	ND	83	11	ug/kg	
117-81-7	bis(2-Ethylhexyl)phthalate	ND	83	20	ug/kg	
206-44-0	Fluoranthene	ND	83	15	ug/kg	

ND = Not detected MDL - Method Detection Limit
RL = Reporting Limit
E = Indicates value exceeds calibration range

J = Indicates an estimated value
B = Indicates analyte found in associated method blank
N = Indicates presumptive evidence of a compound

Report of Analysis

Client Sample ID:	EP-18		
Lab Sample ID:	N40376-1	**Date Sampled:**	06/02/03
Matrix:	SO - Soil	**Date Received:**	06/02/03
Method:	SW846 8270C SW846 3550B	**Percent Solids:**	79.6
Project:	AK Allen, 255 East 2nd Street, Mineola, NY		

BN TCL List

CAS No.	Compound	Result	RL	MDL	Units	Q
86-73-7	Fluorene	ND	83	8.5	ug/kg	
118-74-1	Hexachlorobenzene	ND	83	13	ug/kg	
87-68-3	Hexachlorobutadiene	ND	83	12	ug/kg	
77-47-4	Hexachlorocyclopentadiene	ND	830	30	ug/kg	
67-72-1	Hexachloroethane	ND	210	13	ug/kg	
193-39-5	Indeno(1,2,3-cd)pyrene	ND	83	28	ug/kg	
78-59-1	Isophorone	ND	83	12	ug/kg	
91-57-6	2-Methylnaphthalene	ND	83	8.6	ug/kg	
88-74-4	2-Nitroaniline	ND	210	22	ug/kg	
99-09-2	3-Nitroaniline	ND	210	22	ug/kg	
100-01-6	4-Nitroaniline	ND	210	26	ug/kg	
91-20-3	Naphthalene	ND	83	8.4	ug/kg	
98-95-3	Nitrobenzene	ND	83	16	ug/kg	
621-64-7	N-Nitroso-di-n-propylamine	ND	83	17	ug/kg	
86-30-6	N-Nitrosodiphenylamine	ND	210	14	ug/kg	
85-01-8	Phenanthrene	ND	83	13	ug/kg	
129-00-0	Pyrene	ND	83	15	ug/kg	
120-82-1	1,2,4-Trichlorobenzene	ND	83	14	ug/kg	

CAS No.	Surrogate Recoveries	Run# 1	Run# 2	Limits
4165-60-0	Nitrobenzene-d5	52%		30-122%
321-60-8	2-Fluorobiphenyl	49%		39-112%
1718-51-0	Terphenyl-d14	51%		24-138%

CAS No.	Tentatively Identified Compounds	R.T.	Est. Conc.	Units	Q
	system artifact	3.62	1100	ug/kg	J
	system artifact/aldol-condensation	4.95	56000	ug/kg	J
78-40-0	Triethyl phosphate	8.15	290	ug/kg	JN
	unknown	14.54	170	ug/kg	J
	alkane	18.45	330	ug/kg	J
	alkane	19.04	380	ug/kg	J
	alkane	19.25	280	ug/kg	J
	alkane	19.41	170	ug/kg	J
	alkane	19.66	410	ug/kg	J
	alkane	20.33	410	ug/kg	J
	alkane	21.09	290	ug/kg	J
	alkane	21.99	250	ug/kg	J
	alkane	23.06	180	ug/kg	J

ND = Not detected MDL - Method Detection Limit
RL = Reporting Limit
E = Indicates value exceeds calibration range
J = Indicates an estimated value
B = Indicates analyte found in associated method blank
N = Indicates presumptive evidence of a compound

Report of Analysis

Client Sample ID:	EP-18		
Lab Sample ID:	N40376-1	**Date Sampled:**	06/02/03
Matrix:	SO - Soil	**Date Received:**	06/02/03
Method:	SW846 8270C SW846 3550B	**Percent Solids:**	79.6
Project:	AK Allen, 255 East 2nd Street, Mineola, NY		

BN TCL List

CAS No.	Tentatively Identified Compounds	R.T.	Est. Conc.	Units	Q
14021-23-9	D-Friedoolean-14-ene, 3-methoxy-,	25.55	350	ug/kg	JN
	Total TIC, Semi-Volatile		3510	ug/kg	J

ND = Not detected MDL - Method Detection Limit
RL = Reporting Limit
E = Indicates value exceeds calibration range

J = Indicates an estimated value
B = Indicates analyte found in associated method blank
N = Indicates presumptive evidence of a compound

Accutest Laboratories

Report of Analysis

Client Sample ID:	EP-18		
Lab Sample ID:	N40376-1	**Date Sampled:**	06/02/03
Matrix:	SO - Soil	**Date Received:**	06/02/03
Method:	SW846 8082 SW846 3550B	**Percent Solids:**	79.6
Project:	AK Allen, 255 East 2nd Street, Mineola, NY		

	File ID	DF	Analyzed	By	Prep Date	Prep Batch	Analytical Batch
Run #1	XX35594.D	1	06/04/03	KLS	06/03/03	OP13940	GXX935
Run #2							

	Initial Weight	Final Volume
Run #1	1.5 g	10.0 ml
Run #2		

PCB List

CAS No.	Compound	Result	RL	MDL	Units	Q
12674-11-2	Aroclor 1016	ND	420	280	ug/kg	
11104-28-2	Aroclor 1221	ND	420	170	ug/kg	
11141-16-5	Aroclor 1232	ND	420	96	ug/kg	
53469-21-9	Aroclor 1242	ND	420	270	ug/kg	
12672-29-6	Aroclor 1248	ND	420	270	ug/kg	
11097-69-1	Aroclor 1254	ND	420	370	ug/kg	
11096-82-5	Aroclor 1260	ND	420	370	ug/kg	

CAS No.	Surrogate Recoveries	Run# 1	Run# 2	Limits
877-09-8	Tetrachloro-m-xylene	89%		12-142%
877-09-8	Tetrachloro-m-xylene	90%		12-142%
2051-24-3	Decachlorobiphenyl	90%		14-160%
2051-24-3	Decachlorobiphenyl	89%		14-160%

ND = Not detected MDL - Method Detection Limit
RL = Reporting Limit
E = Indicates value exceeds calibration range
J = Indicates an estimated value
B = Indicates analyte found in associated method blank
N = Indicates presumptive evidence of a compound

Report of Analysis

Client Sample ID:	EP-18		
Lab Sample ID:	N40376-1	**Date Sampled:**	06/02/03
Matrix:	SO - Soil	**Date Received:**	06/02/03
		Percent Solids:	79.6
Project:	AK Allen, 255 East 2nd Street, Mineola, NY		

Metals Analysis

Analyte	Result	RL	Units	DF	Prep	Analyzed	By	Method	Prep Method
Arsenic	5.1	1.2	mg/kg	1	06/03/03	06/03/03	KL	SW846 6010B	SW846 3050B
Barium	34.7	23	mg/kg	1	06/03/03	06/03/03	KL	SW846 6010B	SW846 3050B
Cadmium	<0.58	0.58	mg/kg	1	06/03/03	06/03/03	KL	SW846 6010B	SW846 3050B
Chromium	1630	1.2	mg/kg	1	06/03/03	06/03/03	KL	SW846 6010B	SW846 3050B
Lead	11.6	1.2	mg/kg	1	06/03/03	06/03/03	KL	SW846 6010B	SW846 3050B
Mercury	<0.042	0.042	mg/kg	1	06/03/03	06/04/03	WG	SW846 7471A	SW846 7471A
Selenium	<1.2	1.2	mg/kg	1	06/03/03	06/03/03	KL	SW846 6010B	SW846 3050B
Silver	<1.2	1.2	mg/kg	1	06/03/03	06/03/03	KL	SW846 6010B	SW846 3050B

RL = Reporting Limit

Report of Analysis

Client Sample ID:	EP-18		
Lab Sample ID:	N40376-1	**Date Sampled:**	06/02/03
Matrix:	SO - Soil	**Date Received:**	06/02/03
		Percent Solids:	79.6
Project:	AK Allen, 255 East 2nd Street, Mineola, NY		

General Chemistry

Analyte	Result	RL	Units	DF	Analyzed	By	Method
Solids, Percent	79.6		%	1	06/03/03	NR	EPA 160.3 M

RL = Reporting Limit

Accutest Laboratories

Report of Analysis

Client Sample ID:	SD-4 EP (8')		
Lab Sample ID:	N40376-14R	**Date Sampled:**	06/02/03
Matrix:	SO - Soil	**Date Received:**	06/02/03
Method:	SW846 8082 SW846 3550B	**Percent Solids:**	93.9
Project:	AK Allen, 255 East 2nd Street, Mineola, NY		

	File ID	DF	Analyzed	By	Prep Date	Prep Batch	Analytical Batch
Run #1	XX35608.D	1	06/04/03	KLS	06/03/03	OP13940	GXX935
Run #2							

	Initial Weight	Final Volume
Run #1	1.8 g	10.0 ml
Run #2		

PCB List

CAS No.	Compound	Result	RL	MDL	Units	Q
12674-11-2	Aroclor 1016	ND	300	42	ug/kg	
11104-28-2	Aroclor 1221	ND	300	90	ug/kg	
11141-16-5	Aroclor 1232	ND	300	67	ug/kg	
53469-21-9	Aroclor 1242	ND	300	51	ug/kg	
12672-29-6	Aroclor 1248	ND	300	45	ug/kg	
11097-69-1	Aroclor 1254	ND	300	29	ug/kg	
11096-82-5	Aroclor 1260	ND	300	52	ug/kg	

CAS No.	Surrogate Recoveries	Run# 1	Run# 2	Limits
877-09-8	Tetrachloro-m-xylene	93%		12-142%
877-09-8	Tetrachloro-m-xylene	91%		12-142%
2051-24-3	Decachlorobiphenyl	90%		14-160%
2051-24-3	Decachlorobiphenyl	91%		14-160%

ND = Not detected MDL - Method Detection Limit J = Indicates an estimated value

RL = Reporting Limit B = Indicates analyte found in associated method blank

E = Indicates value exceeds calibration range N = Indicates presumptive evidence of a compound

Accutest Laboratories

Report of Analysis

Client Sample ID:	FD-01 EP (10')		
Lab Sample ID:	N40376-13	**Date Sampled:**	06/02/03
Matrix:	SO - Soil	**Date Received:**	06/02/03
Method:	SW846 8082 SW846 3550B	**Percent Solids:**	93.9
Project:	AK Allen, 255 East 2nd Street, Mineola, NY		

	File ID	DF	Analyzed	By	Prep Date	Prep Batch	Analytical Batch
Run #1	XX35607.D	1	06/04/03	KLS	06/03/03	OP13940	GXX935
Run #2							

	Initial Weight	Final Volume
Run #1	1.5 g	10.0 ml
Run #2		

PCB List

CAS No.	Compound	Result	RL	MDL	Units	Q
12674-11-2	Aroclor 1016	ND	350	240	ug/kg	
11104-28-2	Aroclor 1221	ND	350	140	ug/kg	
11141-16-5	Aroclor 1232	ND	350	82	ug/kg	
53469-21-9	Aroclor 1242	ND	350	230	ug/kg	
12672-29-6	Aroclor 1248	ND	350	230	ug/kg	
11097-69-1	Aroclor 1254	ND	350	310	ug/kg	
11096-82-5	Aroclor 1260	ND	350	310	ug/kg	

CAS No.	Surrogate Recoveries	Run# 1	Run# 2	Limits
877-09-8	Tetrachloro-m-xylene	88%		12-142%
877-09-8	Tetrachloro-m-xylene	87%		12-142%
2051-24-3	Decachlorobiphenyl	80%		14-160%
2051-24-3	Decachlorobiphenyl	85%		14-160%

ND = Not detected MDL - Method Detection Limit
RL = Reporting Limit
E = Indicates value exceeds calibration range

J = Indicates an estimated value
B = Indicates analyte found in associated method blank
N = Indicates presumptive evidence of a compound

Accutest Laboratories

Report of Analysis

Client Sample ID:	FD-01 EP (W)		
Lab Sample ID:	N40376-12	**Date Sampled:**	06/02/03
Matrix:	SO - Soil	**Date Received:**	06/02/03
Method:	SW846 8082 SW846 3550B	**Percent Solids:**	95.0
Project:	AK Allen, 255 East 2nd Street, Mineola, NY		

	File ID	DF	Analyzed	By	Prep Date	Prep Batch	Analytical Batch
Run #1	XX35606.D	1	06/04/03	KLS	06/03/03	OP13940	GXX935
Run #2							

	Initial Weight	Final Volume
Run #1	1.4 g	10.0 ml
Run #2		

PCB List

CAS No.	Compound	Result	RL	MDL	Units	Q
12674-11-2	Aroclor 1016	ND	380	54	ug/kg	
11104-28-2	Aroclor 1221	ND	380	110	ug/kg	
11141-16-5	Aroclor 1232	ND	380	86	ug/kg	
53469-21-9	Aroclor 1242	ND	380	65	ug/kg	
12672-29-6	Aroclor 1248	ND	380	57	ug/kg	
11097-69-1	Aroclor 1254	ND	380	37	ug/kg	
11096-82-5	Aroclor 1260	ND	380	67	ug/kg	

CAS No.	Surrogate Recoveries	Run# 1	Run# 2	Limits
877-09-8	Tetrachloro-m-xylene	90%		12-142%
877-09-8	Tetrachloro-m-xylene	90%		12-142%
2051-24-3	Decachlorobiphenyl	88%		14-160%
2051-24-3	Decachlorobiphenyl	91%		14-160%

ND = Not detected MDL - Method Detection Limit
RL = Reporting Limit
E = Indicates value exceeds calibration range

J = Indicates an estimated value
B = Indicates analyte found in associated method blank
N = Indicates presumptive evidence of a compound

Accutest Laboratories

Report of Analysis

Client Sample ID:	FD-01 EP (E)		
Lab Sample ID:	N40376-11	**Date Sampled:**	06/02/03
Matrix:	SO - Soil	**Date Received:**	06/02/03
Method:	SW846 8082 SW846 3550B	**Percent Solids:**	95.9
Project:	AK Allen, 255 East 2nd Street, Mineola, NY		

	File ID	DF	Analyzed	By	Prep Date	Prep Batch	Analytical Batch
Run #1	XX35605.D	1	06/04/03	KLS	06/03/03	OP13940	GXX935
Run #2							

	Initial Weight	Final Volume
Run #1	1.3 g	10.0 ml
Run #2		

PCB List

CAS No.	Compound	Result	RL	MDL	Units	Q
12674-11-2	Aroclor 1016	ND	400	270	ug/kg	
11104-28-2	Aroclor 1221	ND	400	160	ug/kg	
11141-16-5	Aroclor 1232	ND	400	92	ug/kg	
53469-21-9	Aroclor 1242	ND	400	260	ug/kg	
12672-29-6	Aroclor 1248	ND	400	250	ug/kg	
11097-69-1	Aroclor 1254	3050	400	350	ug/kg	
11096-82-5	Aroclor 1260	ND	400	350	ug/kg	

CAS No.	Surrogate Recoveries	Run# 1	Run# 2	Limits
877-09-8	Tetrachloro-m-xylene	93%		12-142%
877-09-8	Tetrachloro-m-xylene	91%		12-142%
2051-24-3	Decachlorobiphenyl	81%		14-160%
2051-24-3	Decachlorobiphenyl	90%		14-160%

ND = Not detected MDL - Method Detection Limit
RL = Reporting Limit
E = Indicates value exceeds calibration range

J = Indicates an estimated value
B = Indicates analyte found in associated method blank
N = Indicates presumptive evidence of a compound

Accutest Laboratories

Report of Analysis

Client Sample ID:	FD-01 EP (S)		
Lab Sample ID:	N40376-10	**Date Sampled:**	06/02/03
Matrix:	SO - Soil	**Date Received:**	06/02/03
Method:	SW846 8082 SW846 3550B	**Percent Solids:**	95.5
Project:	AK Allen, 255 East 2nd Street, Mineola, NY		

	File ID	DF	Analyzed	By	Prep Date	Prep Batch	Analytical Batch
Run #1	XX35604.D	1	06/04/03	KLS	06/03/03	OP13940	GXX935
Run #2							

	Initial Weight	Final Volume
Run #1	1.4 g	10.0 ml
Run #2		

PCB List

CAS No.	Compound	Result	RL	MDL	Units	Q
12674-11-2	Aroclor 1016	ND	370	250	ug/kg	
11104-28-2	Aroclor 1221	ND	370	150	ug/kg	
11141-16-5	Aroclor 1232	ND	370	86	ug/kg	
53469-21-9	Aroclor 1242	ND	370	240	ug/kg	
12672-29-6	Aroclor 1248	ND	370	240	ug/kg	
11097-69-1	Aroclor 1254	3480	370	330	ug/kg	
11096-82-5	Aroclor 1260	ND	370	330	ug/kg	

CAS No.	Surrogate Recoveries	Run# 1	Run# 2	Limits
877-09-8	Tetrachloro-m-xylene	94%		12-142%
877-09-8	Tetrachloro-m-xylene	93%		12-142%
2051-24-3	Decachlorobiphenyl	87%		14-160%
2051-24-3	Decachlorobiphenyl	91%		14-160%

ND = Not detected MDL - Method Detection Limit
RL = Reporting Limit
E = Indicates value exceeds calibration range

J = Indicates an estimated value
B = Indicates analyte found in associated method blank
N = Indicates presumptive evidence of a compound

Accutest Laboratories

Report of Analysis

Client Sample ID:	FD-01 EP (N)		
Lab Sample ID:	N40376-9	**Date Sampled:**	06/02/03
Matrix:	SO - Soil	**Date Received:**	06/02/03
Method:	SW846 8082 SW846 3550B	**Percent Solids:**	95.9
Project:	AK Allen, 255 East 2nd Street, Mineola, NY		

	File ID	DF	Analyzed	By	Prep Date	Prep Batch	Analytical Batch
Run #1	XX35601.D	1	06/04/03	KLS	06/03/03	OP13940	GXX935
Run #2							

	Initial Weight	Final Volume
Run #1	1.5 g	10.0 ml
Run #2		

PCB List

CAS No.	Compound	Result	RL	MDL	Units	Q
12674-11-2	Aroclor 1016	ND	350	240	ug/kg	
11104-28-2	Aroclor 1221	ND	350	140	ug/kg	
11141-16-5	Aroclor 1232	ND	350	80	ug/kg	
53469-21-9	Aroclor 1242	ND	350	220	ug/kg	
12672-29-6	Aroclor 1248	ND	350	220	ug/kg	
11097-69-1	Aroclor 1254	ND	350	300	ug/kg	
11096-82-5	Aroclor 1260	ND	350	300	ug/kg	

CAS No.	Surrogate Recoveries	Run# 1	Run# 2	Limits
877-09-8	Tetrachloro-m-xylene	90%		12-142%
877-09-8	Tetrachloro-m-xylene	91%		12-142%
2051-24-3	Decachlorobiphenyl	88%		14-160%
2051-24-3	Decachlorobiphenyl	92%		14-160%

ND = Not detected MDL - Method Detection Limit
RL = Reporting Limit
E = Indicates value exceeds calibration range

J = Indicates an estimated value
B = Indicates analyte found in associated method blank
N = Indicates presumptive evidence of a compound

Accutest Laboratories

Report of Analysis

Client Sample ID:	EP-23		
Lab Sample ID:	N40376-7	**Date Sampled:**	06/02/03
Matrix:	SO - Soil	**Date Received:**	06/02/03
Method:	SW846 8082 SW846 3550B	**Percent Solids:**	90.0
Project:	AK Allen, 255 East 2nd Street, Mineola, NY		

	File ID	DF	Analyzed	By	Prep Date	Prep Batch	Analytical Batch
Run #1	XX35600.D	1	06/04/03	KLS	06/03/03	OP13940	GXX935
Run #2							

	Initial Weight	Final Volume
Run #1	1.5 g	10.0 ml
Run #2		

PCB List

CAS No.	Compound	Result	RL	MDL	Units	Q
12674-11-2	Aroclor 1016	ND	370	250	ug/kg	
11104-28-2	Aroclor 1221	ND	370	150	ug/kg	
11141-16-5	Aroclor 1232	ND	370	85	ug/kg	
53469-21-9	Aroclor 1242	ND	370	240	ug/kg	
12672-29-6	Aroclor 1248	ND	370	230	ug/kg	
11097-69-1	Aroclor 1254	ND	370	320	ug/kg	
11096-82-5	Aroclor 1260	ND	370	320	ug/kg	

CAS No.	Surrogate Recoveries	Run# 1	Run# 2	Limits
877-09-8	Tetrachloro-m-xylene	88%		12-142%
877-09-8	Tetrachloro-m-xylene	89%		12-142%
2051-24-3	Decachlorobiphenyl	84%		14-160%
2051-24-3	Decachlorobiphenyl	88%		14-160%

ND = Not detected MDL - Method Detection Limit
RL = Reporting Limit
E = Indicates value exceeds calibration range

J = Indicates an estimated value
B = Indicates analyte found in associated method blank
N = Indicates presumptive evidence of a compound

Accutest Laboratories

Report of Analysis

Client Sample ID:	EP-22		
Lab Sample ID:	N40376-6	**Date Sampled:**	06/02/03
Matrix:	SO - Soil	**Date Received:**	06/02/03
Method:	SW846 8082 SW846 3550B	**Percent Solids:**	90.1
Project:	AK Allen, 255 East 2nd Street, Mineola, NY		

	File ID	DF	Analyzed	By	Prep Date	Prep Batch	Analytical Batch
Run #1	XX35599.D	1	06/04/03	KLS	06/03/03	OP13940	GXX935
Run #2							

	Initial Weight	Final Volume
Run #1	1.4 g	10.0 ml
Run #2		

PCB List

CAS No.	Compound	Result	RL	MDL	Units	Q
12674-11-2	Aroclor 1016	ND	400	270	ug/kg	
11104-28-2	Aroclor 1221	ND	400	160	ug/kg	
11141-16-5	Aroclor 1232	ND	400	91	ug/kg	
53469-21-9	Aroclor 1242	ND	400	250	ug/kg	
12672-29-6	Aroclor 1248	ND	400	250	ug/kg	
11097-69-1	Aroclor 1254	6460	400	350	ug/kg	
11096-82-5	Aroclor 1260	1060	400	350	ug/kg	

CAS No.	Surrogate Recoveries	Run# 1	Run# 2	Limits
877-09-8	Tetrachloro-m-xylene	88%		12-142%
877-09-8	Tetrachloro-m-xylene	89%		12-142%
2051-24-3	Decachlorobiphenyl	69%		14-160%
2051-24-3	Decachlorobiphenyl	83%		14-160%

ND = Not detected MDL - Method Detection Limit
RL = Reporting Limit
E = Indicates value exceeds calibration range

J = Indicates an estimated value
B = Indicates analyte found in associated method blank
N = Indicates presumptive evidence of a compound

Accutest Laboratories

Report of Analysis

Client Sample ID:	EP-21D		
Lab Sample ID:	N40376-5	**Date Sampled:**	06/02/03
Matrix:	SO - Soil	**Date Received:**	06/02/03
Method:	SW846 8082 SW846 3550B	**Percent Solids:**	90.6
Project:	AK Allen, 255 East 2nd Street, Mineola, NY		

	File ID	DF	Analyzed	By	Prep Date	Prep Batch	Analytical Batch
Run #1	XX35598.D	1	06/04/03	KLS	06/03/03	OP13940	GXX935
Run #2							

	Initial Weight	Final Volume
Run #1	1.4 g	10.0 ml
Run #2		

PCB List

CAS No.	Compound	Result	RL	MDL	Units	Q
12674-11-2	Aroclor 1016	ND	390	270	ug/kg	
11104-28-2	Aroclor 1221	ND	390	160	ug/kg	
11141-16-5	Aroclor 1232	ND	390	91	ug/kg	
53469-21-9	Aroclor 1242	ND	390	250	ug/kg	
12672-29-6	Aroclor 1248	ND	390	250	ug/kg	
11097-69-1	Aroclor 1254	ND	390	340	ug/kg	
11096-82-5	Aroclor 1260	ND	390	340	ug/kg	

CAS No.	Surrogate Recoveries	Run# 1	Run# 2	Limits
877-09-8	Tetrachloro-m-xylene	93%		12-142%
877-09-8	Tetrachloro-m-xylene	90%		12-142%
2051-24-3	Decachlorobiphenyl	93%		14-160%
2051-24-3	Decachlorobiphenyl	91%		14-160%

ND = Not detected MDL - Method Detection Limit
RL = Reporting Limit
E = Indicates value exceeds calibration range

J = Indicates an estimated value
B = Indicates analyte found in associated method blank
N = Indicates presumptive evidence of a compound

Accutest Laboratories

Report of Analysis

Client Sample ID:	EP-21		
Lab Sample ID:	N40376-4	**Date Sampled:**	06/02/03
Matrix:	SO - Soil	**Date Received:**	06/02/03
Method:	SW846 8082 SW846 3550B	**Percent Solids:**	89.5
Project:	AK Allen, 255 East 2nd Street, Mineola, NY		

	File ID	DF	Analyzed	By	Prep Date	Prep Batch	Analytical Batch
Run #1	XX35597.D	1	06/04/03	KLS	06/03/03	OP13940	GXX935
Run #2							

	Initial Weight	Final Volume
Run #1	1.3 g	10.0 ml
Run #2		

PCB List

CAS No.	Compound	Result	RL	MDL	Units	Q
12674-11-2	Aroclor 1016	ND	430	290	ug/kg	
11104-28-2	Aroclor 1221	ND	430	170	ug/kg	
11141-16-5	Aroclor 1232	ND	430	99	ug/kg	
53469-21-9	Aroclor 1242	ND	430	280	ug/kg	
12672-29-6	Aroclor 1248	ND	430	270	ug/kg	
11097-69-1	Aroclor 1254	ND	430	380	ug/kg	
11096-82-5	Aroclor 1260	ND	430	370	ug/kg	

CAS No.	Surrogate Recoveries	Run# 1	Run# 2	Limits
877-09-8	Tetrachloro-m-xylene	91%		12-142%
877-09-8	Tetrachloro-m-xylene	90%		12-142%
2051-24-3	Decachlorobiphenyl	88%		14-160%
2051-24-3	Decachlorobiphenyl	90%		14-160%

ND = Not detected MDL - Method Detection Limit
RL = Reporting Limit
E = Indicates value exceeds calibration range

J = Indicates an estimated value
B = Indicates analyte found in associated method blank
N = Indicates presumptive evidence of a compound

Accutest Laboratories

Report of Analysis

Client Sample ID:	EP-20		
Lab Sample ID:	N40376-3	**Date Sampled:**	06/02/03
Matrix:	SO - Soil	**Date Received:**	06/02/03
Method:	SW846 8082 SW846 3550B	**Percent Solids:**	89.0
Project:	AK Allen, 255 East 2nd Street, Mineola, NY		

	File ID	DF	Analyzed	By	Prep Date	Prep Batch	Analytical Batch
Run #1	XX35596.D	1	06/04/03	KLS	06/03/03	OP13940	GXX935
Run #2							

	Initial Weight	Final Volume
Run #1	1.6 g	10.0 ml
Run #2		

PCB List

CAS No.	Compound	Result	RL	MDL	Units	Q
12674-11-2	Aroclor 1016	ND	350	240	ug/kg	
11104-28-2	Aroclor 1221	ND	350	140	ug/kg	
11141-16-5	Aroclor 1232	ND	350	81	ug/kg	
53469-21-9	Aroclor 1242	ND	350	220	ug/kg	
12672-29-6	Aroclor 1248	ND	350	220	ug/kg	
11097-69-1	Aroclor 1254	1250	350	310	ug/kg	
11096-82-5	Aroclor 1260	ND	350	310	ug/kg	

CAS No.	Surrogate Recoveries	Run# 1	Run# 2	Limits
877-09-8	Tetrachloro-m-xylene	90%		12-142%
877-09-8	Tetrachloro-m-xylene	88%		12-142%
2051-24-3	Decachlorobiphenyl	92%		14-160%
2051-24-3	Decachlorobiphenyl	90%		14-160%

ND = Not detected MDL - Method Detection Limit
RL = Reporting Limit
E = Indicates value exceeds calibration range

J = Indicates an estimated value
B = Indicates analyte found in associated method blank
N = Indicates presumptive evidence of a compound

Accutest Laboratories

Report of Analysis

Client Sample ID:	EP-19		
Lab Sample ID:	N40376-2	**Date Sampled:**	06/02/03
Matrix:	SO - Soil	**Date Received:**	06/02/03
Method:	SW846 8082 SW846 3550B	**Percent Solids:**	78.3
Project:	AK Allen, 255 East 2nd Street, Mineola, NY		

	File ID	DF	Analyzed	By	Prep Date	Prep Batch	Analytical Batch
Run #1	XX35595.D	1	06/04/03	KLS	06/03/03	OP13940	GXX935
Run #2							

	Initial Weight	Final Volume
Run #1	1.6 g	10.0 ml
Run #2		

PCB List

CAS No.	Compound	Result	RL	MDL	Units	Q
12674-11-2	Aroclor 1016	ND	400	270	ug/kg	
11104-28-2	Aroclor 1221	ND	400	160	ug/kg	
11141-16-5	Aroclor 1232	ND	400	92	ug/kg	
53469-21-9	Aroclor 1242	ND	400	260	ug/kg	
12672-29-6	Aroclor 1248	ND	400	250	ug/kg	
11097-69-1	Aroclor 1254	ND	400	350	ug/kg	
11096-82-5	Aroclor 1260	ND	400	350	ug/kg	

CAS No.	Surrogate Recoveries	Run# 1	Run# 2	Limits
877-09-8	Tetrachloro-m-xylene	90%		12-142%
877-09-8	Tetrachloro-m-xylene	87%		12-142%
2051-24-3	Decachlorobiphenyl	88%		14-160%
2051-24-3	Decachlorobiphenyl	90%		14-160%

ND = Not detected MDL - Method Detection Limit
RL = Reporting Limit
E = Indicates value exceeds calibration range

J = Indicates an estimated value
B = Indicates analyte found in associated method blank
N = Indicates presumptive evidence of a compound

Premier Environmental Services.

DATA USABILTY SUMMARY REPORT (DUSR)
OF THE
AK ALLEN SITE
MINEOLA, NEW YORK

ORGANIC AND
INORGANIC ANALYSES IN
AQUEOUS AND NON-AQUEOUS
SAMPLES

ACCUTEST LABORATORIES, INC.
DAYTON, NEW JERSEY

REPORT NUMBER:
N40142

January, 2004

Prepared for
C.A. Rich Consultants, Inc.
Plainview, New York

Prepared by
Premier Environmental Services
2815 Covered Bridge Road
Merrick, New York 11566
(516)223-9761

NYS DEC Data Usability Summary Report

DATA VALIDATION FOR:	Volatile Organic Analyses, Base Neutral Semivolatile Organic Analyses, Polychlorinated Biphenyl Analyses
SITE:	AK Allen Mineola, NY
CONTRACT LAB:	Accutest Laboratories, Inc. Dayton, New Jersey
REVIEWER:	Renee Cohen
DATE REVIEW COMPLETED:	January, 2004
MATRIX:	Aqueous and Non-Aqueous

The data validation was performed according to the guidelines in the described in the New York State Department of Environmental Conservation, Division of Environmental Remediation, Guidance for the Development of Data Usability Summary Reports (DUSR). In addition the data was been reviewed using the protocol specified in the NYS Analytical Services Protocol ('95).

All data are considered valid and acceptable except those analytes which have been rejected "R" (unreliable/unusable). Due to various QC problems some analytes may have been qualified with a "J" (estimated), "N" (presumptive evidence for the presence of the material, "U" (non-detect), or "JN" (presumptive evidence for the presence of the material at an estimated value) flag. All actions are detailed on the attached sheets.

Several factors should be noted for all persons using this data. Persons using this data should be aware that no result is guaranteed to be accurate even if it has passed all QC tests. The main purpose of this review is to appropriately qualify outliers and to determine whether the results presented meet the specific site/project criteria for data quality and data use.

This data assessment includes two (2) soils and one (1) Trip Blank sample collected May 29, 2003. Both soil samples and the Trip Blank sample were reviewed/validated in this DUSR report. The validated samples are summarized in Table 1 of this report. All of the samples were delivered to Accutest Laboratories, located in Dayton, New Jersey. The samples were received at the laboratory on May 29, 2003. All samples were received in good condition. The samples were analyzed for Volatile Organic Analytes (EPA Method 8260), Base Neutral Semivolatile Organic Analytes (BN SVOA-EPA Method 8270) and Polychlorinated Biphenyl's (PCB's) (EPA Method 8082) as specified on the Chain of Custody (COC) documentation that accompanied the samples to the laboratory. A copy of the COC documents associated with each data set is located in Appendix C of this report. In addition, a number of the samples were analyzed for RCRA Metals. The inorganic data review is located in the Inorganic Data Usability Summary Report.

DATA USABILITY SUMMARY REPORT (DUSR)
AK ALLEN SITE

1. OVERVIEW:

The soil and aqueous samples associated with this data set were submitted to the laboratory for the analyses requested on the Chain of Custody (COC) documentation. The samples were analyzed for the organic analytes using EPA Test Methods for the Evaluation of Solid Waste (SW 846), Method 8260/8270/8082. The laboratory provided a deliverables package in accordance with the guidelines in the NYSDEC ASP, Rev '95, Category B.

Two (2) soil samples and one (1) Trip Blank sample were reviewed. The samples were collected May 29, 2003. The samples were received at the laboratory on May 29, 2003. Each was reviewed for the parameters listed on Chain of Custody documents that accompanied the data set to the laboratory. All of the soil and aqueous samples chosen for validation were analyzed for Volatile Organic Analytes. The two (2) soil samples were reviewed for Base Neutral Semivolatile Organic Analytes and Polychlorinated Biphenyl (PCB) Analytes.

The NYS ASP Sample Identification Form noted that the samples were analyzed for Volatile Organics via EPA Method 8021 and not PCB's via EPA Method 8082 as listed on the COC documents. The laboratory was contacted to clarify the discrepancy. A copy of this correspondence is located in Appendix D of this report. This discrepancy did not affect sample data.

2. HOLDING TIME:

The amount of an analyte in a sample can change with time due to chemical instability, degradation, volatilization, etc. If the specified holding time is exceeded, the data may not be valid. Preserved volatile organic analyses are required to be analyzed within 10 days of validated time of sample receipt (VTSR) in accordance with the NYSDEC ASP, Rev '95. The technical holding time for properly preserved aqueous and non-aqueous samples is 14 days from collection. Base Neutral Semivolatile Organic and Polychlorinated Biphenyl samples are to be prepared/extracted within five (5) days of validated time of sample receipt (VTSR) in accordance with the NYSDEC ASP, Rev '95. The technical holding time for properly samples is to prepare the aqueous samples within 7 days of collection and the soil samples within fourteen days of collection.

Volatile Organic Analyses

The validated soil and aqueous samples in this data set were analyzed for Volatile Organic Analytes. All sample analyses and associated QC samples were analyzed within the ten (10) days of VTSR.

Base Neutral Semivolatile Organic Analyses

Two (2) soil samples were validated in this data set. The soil samples were extracted in one (1) batch on May 30, 2003. The validated samples were prepared and analyzed within the NYS DEC ASP holding time.

Polychlorinated Biphenyl Analyses

Two (2) soil samples were validated in this data set. The reviewed soil samples were prepared in one (1) batche on May 30, 2003. The validated samples in this data set were prepared and analyzed within the NYS DEC ASP holding time.

DATA USABILITY SUMMARY REPORT (DUSR)
AK ALLEN SITE

3. SURROGATES:

All samples are spiked with surrogate compounds prior to sample preparation to evaluate the overall laboratory performance and the efficiency of the analytical technique. If the measured surrogate concentrations are outside the QC limits, qualifiers were applied to the effected samples.

Volatile Organic Analyses – Each sample was spiked with the surrogate compounds 1,2-Dichloroethane-d4, 4-Bromofluorobenzene, Toluene-d8 and Dibromofluoromethane. In-house surrogate recovery limits were reported by the laboratory. The percent recovery of each surrogate met QC criteria in each of the validated samples in this data set.

Base Neutral Semivolatile Organic Analyses – Each sample was spiked with the base neutral surrogate compounds Nitrobenzene-d5, 2-Fluorobiphenyl and Terphenyl-d14. The percent recovery of each surrogate met QC criteria in each of the validated sample analyses in this data set with the exception of Terphenyl-d14 in samples EP-13. Terphenyl-d14 was out high in the initial analysis. The sample was reanalyzed at a 1:5 dilution. All recoveries met QC criteria in the dilution analysis. This recovery is slightly above the QC limit. The method allows for one surrogate per fraction to exceed QC limits, therefore, no action was taken based on this outlier alone.

Polychlorinated Biphenyl Analyses - Each sample was spiked with the surrogate compounds Tetrachloro-m-xylene and Decachlorobiphenyl. In-house surrogate recovery limits were reported by the laboratory. The percent recovery of Tetrachloro-m-xylene (TCMX) and Decachlorobiphenyl met QC criteria in each of the soil samples in this data set.

DATA USABILITY SUMMARY REPORT (DUSR)
AK ALLEN SITE

4. MATRIX SPIKE/SPIKE DUPLICATE, MS/MSD:

The MS/MSD data are generated to determine the long term precision and accuracy of the analytical method in various matrices. The MS/MSD may be used in conjunction with other QC criteria for additional qualification of data. The laboratory used the in-house generated recovery criteria and RPD (precision) data for reporting purposes.

Volatile Organic Analyses

Two (2) soil MS/MSD's are associated with the soil samples in this data set. Batch QC was utilized for sample EP-12. Percent Recoveries and Relative Percent Differences were not evaluated for Batch QC sample analysis. Sample EP-13 was utilized as a site-specific MS/MSD. All recoveries met QC criteria with the exception 1,3,5-Trimethylbenzene (49%) in the matrix spike duplicate sample met QC criteria. All RPD's met QC criteria in this MS/MSD sample set. Batch QC was utilized for the aqueous sample in this data set. Data was not qualified based on the percent recovery and relative percent difference in batch QC sample data.

Base Neutral Semivolatile Organic Analyses

Sample EP-12 was utilized for the soil MS/MSD analyses associated with the validated samples. All percent recoveries met QC criteria in the MS and MSD sample with the exception of Chrysene and Pyrene. All Relative Percent Differences met QC criteria in the MS/MSD sample. Sample data has not been qualified based on the Percent Recovery of these analytes in the soil MS/MSD sample.

Polychlorinated Biphenyl Analyses

Batch QC was utilized for the soil MS/MSD sample set. Data was not qualified based on the recoveries and RPD in batch QC data.

5. BLANK SPIKE ANALYSIS:

The NY ASP protocol requires that a blank spike analysis be performed with each sample batch. The blank spike analysis is used to insure that the analytical system is in control. The laboratory applied in-house recovery limits for each analyte.

Volatile Organic Analytes

The laboratory reported a blank spike sample with each of the soil and one aqueous MS/SMD sample set. All recoveries in each of the blank spike samples analyses met QC criteria.

Base Neutral Semivolatile Organic Analytes

The laboratory performed one (1) soil blank spike analysis with this data set. The blank spike sample was spiked with all reported analytes. All spike recoveries in the blank spike samples met QC criteria.

Polychlorinated Biphenyl Analyses

One (1) soil blank spike analysis is associated with the validated samples in this data set. The blank spike sample was spiked with Aroclor 1016 and Aroclor 1260. All spike recoveries in the blank spike sample met QC criteria.

DATA USABILITY SUMMARY REPORT (DUSR)
AK ALLEN SITE

6. BLANK CONTAMINATION:

Quality assurance (QA) blanks, such as the method, trip, field, or rinse blanks are prepared to identify any contamination that may have been introduced into the samples during sample preparation or field activity. Method blanks measure laboratory contamination. Trip blanks measure cross-contamination of samples during shipment. Field blanks measure cross-contamination of samples during field operations. Samples are then qualified based on blank contamination when detected.

A) Method Blank contamination

Volatile Organic Analyses

Four (4) soil method blanks are associated with the validated samples in this data set. Each was free from contamination of target analytes. Carbon Dioxide was detected in each of the soil method blank samples. When detected in the associated validated samples, it has been negated and qualified "U".

Qualified data result pages are located in Appendix B of this report.

One (1) aqueous method blank is associated with the validated samples in this data set. This method blank was free from contamination of target analytes

Base Neutral Semivolatile Organic Analyses

One (1) soil method blank sample is associated with the validated samples in this data set. The soil method blank (prepared May 30, 2003) was free from contamination of all target analytes. Aldol Condensation Products (ACP) and system artifacts at retention time 3:88 and 4:50 minutes were detected in the method blank sample. These analytes when detected in associated validated samples at concentrations within ten (10) times that detected in the method blank, have been negated.

Qualified data result pages are located in Appendix B of this report.

Polychlorinated Biphenyl Analyses

One (1) soil method blank is associated with the validated samples in this data set. It was free from contamination of all target analytes.

DATA USABILITY SUMMARY REPORT (DUSR)
AK ALLEN SITE

6. BLANK CONTAMINATION (cont'd)

B) Field Blank contamination

Volatile Organic Analyses

A Field Blank sample is not associated with this data set.

Base Neutral Semivolatile Organic Analyses

A Field Blank sample is not associated with this data set.

Polychlorinated Biphenyl Analyses

A Field Blank sample is not associated with this data set.

C) Trip Blank contamination

Volatile Organic Analyses

The Trip Blank sample (TB-5/29) is free from contamination of all target and non-target analytes.

DATA USABILITY SUMMARY REPORT (DUSR)
AK ALLEN SITE

7. GC/MS CALIBRATION:

Satisfactory instrument calibration is established to ensure that the instrument is capable of producing acceptable quantitative data. An initial calibration demonstrates that the instrument is capable of giving acceptable performance at the beginning of an experimental sequence. The continuing calibration verifies that the instrument is giving satisfactory daily performance. USEPA data validation criteria is the same for all analytes in both GC/MS Volatile and GC/MS Semivolatile Organic analyses, therefore, all text discussion is for VOA and SVOA samples analyses.

A) RESPONSE FACTOR

The response factor measures the instrument's response to specific chemical compounds. USEPA data review requires that the response factor of all analytes be greater than or equal to 0.05 in both initial and continuing calibration analyses. A value less than 0.05 indicates a serious detection and quantitation problem (poor sensitivity). USEPA data validation criteria states that if the minimum RRF criteria is not met in an initial calibration the positive results are qualified "J". Non detect results in the initial calibration with a RRF <0.05 are qualified "R", unusable. If RRF criteria is not met in the continuing calibration curve analysis, effected positive analytes will be qualified "J" estimated. Those analytes not detected are not qualified. The SW-846 Methods cite specific analytes known as System Performance Check Compounds (SPCC). Minimum response criteria is set for these analytes. If the minimum criteria is not met, analyses must stop and the source of problems must be found and corrected. Data associated with this set has been reviewed for the criteria in the cited in the EPA Method and the USEPA criteria.

Volatile Organic Analyses

Three (3) initial calibration curves are associated with the validated samples in this data set. The laboratory performed an initial multi-level calibration on May 16, 2003 (Inst. G/soil), June 2, 2003 (Inst. G/soil) and May 7, 2003 (Inst. X/aqueous). The RRF for all target compounds met QC criteria in each of the initial calibration curves.

Two (2) soil continuing calibration standard is associated with the initial calibration on Instrument G(5/16/03). All response factors of the target analytes met QC criteria in this continuing calibration standard analysis.

One (1) soil continuing calibration standard is associated with the initial calibration on Instrument G(6/2/03). All response factors of the target analytes met QC criteria in this continuing calibration standard analysis.

One (1) aqueous continuing calibration standard is associated with the initial calibration on Instrument X. The response factor of all target analytes met QC criteria in this continuing calibration standard analysis.

DATA USABILITY SUMMARY REPORT (DUSR)
AK ALLEN SITE

7. GC/MS CALIBRATION :

A) RESPONSE FACTOR (cont'd)

Base Neutral Semivolatile Organic Analyses

One (1) initial calibration curve is associated with the validated samples in this data set. The laboratory performed the initial multi level calibration on April 30, 2003 (Inst. R). The RRF for all target compounds met QC criteria in the initial calibration curve.

One (1) continuing calibration standard is associated with this data set. All response factor of the target analytes met QC criteria in each of the continuing calibration standard analyses.

B) PERCENT RELATIVE STANDARD DEVIATION (RSD) AND PERCENT DIFFERENCE (%D):

Percent RSD is calculated from the initial calibration and is used to indicate the stability of the specific compound response factor over increasing concentration. Percent D compares the response factor of the compounds in the continuing calibration standard to the mean response factor (RRF) from the initial calibration. Percent D is a measure of the instrument's daily performance. Region II data validation criteria states that the percent RSD of the initial calibration curve must be less than or equal to 30%. The %D must be <25% in the continuing calibration standard. This criteria has been applied to all target analytes. A value outside of these limits indicates potential detection and quantitation errors. For these reasons, all positive results are flagged as estimated, "J" and non-detects may be flagged "UJ", based on professional judgement. If %RSD and %D grossly exceed QC criteria (>90%), non-detects data may be qualified "R", unuseable. Data associated with this set has been reviewed for the criteria in the cited in the USEPA Data Validation Guidelines.

Volatile Organic Analyses

Two (2) soil and one (1) aqueous initial calibration curves are associated with this data set. The laboratory performed initial multi level calibrations on May 16, 2003 (Inst.G), June 2, 2003 (Inst G) and May 7, 2003 (Inst. X). The %RSD for all target compounds met QC criteria in each of these initial calibration curve analyses.

Two (2) soil continuing calibration standard (Inst G, 5/16/03) is associated with this data set. All % Difference criteria were met for all target analytes in the continuing calibration standard analysis.

One (1) soil continuing calibration standard (Inst G, 6/2/03) is associated with this data set. All % Difference criteria were met for all target analytes in the continuing calibration standard analysis.

One (1) aqueous continuing calibration standard (Inst X) is associated with this data set. All % Difference criteria were met for all target analytes in the continuing calibration standard analysis with the exception of Bromomethane (26.6%) and Acetone (39.2%). This continuing calibration standard is associated with the Trip Blank sample analysis. These analytes have been qualified "UJ" estimated in the Trip Blank sample.

Qualified data result pages are located in Appendix B of this report.

DATA USABILITY SUMMARY REPORT (DUSR)
AK ALLEN SITE

7. GC/MS CALIBRATION:

B) PERCENT RELATIVE STANDARD DEVIATION (RSD) AND PERCENT DIFFERENCE (%D) (cont'd)

Base Neutral Semivolatile Organic Analyses

One (1) initial calibration curve is associated with the validated samples in this data set. The laboratory performed the initial multi level calibration on April 30, 2003 (Inst. R). The %RSD criteria was met for all target compounds in the initial calibration curve.

One (1) continuing calibration standard is associated with this data set. All %Difference/Deviation criteria were met for the target analytes in the continuing calibration standard associated with the validated samples in this data set.

8. GC CALIBRATION

GC Calibration of the PCB's was performed in accordance with the USEPA SW846 method. All analyses are performed using a single injection with a splitter and dual column (DB1701-DB-5) analysis. This included the analysis of a six-point calibration curve of Aroclor 1260 and Aroclor 1016. The Aroclor calibration factors and retention time windows are established. The %RSD of each peak must be less than 20% in the initial calibration curve analysis. One (1) single mid-level calibration standard was analyzed for each of the other Aroclors reported. Continuing calibration is performed after each ten (10) field samples. %Deviation is calculated. Review of continuing calibration standard is performed. Data qualifiers were applied when QC criteria was not met. Instrument and calibration criteria are then summarized on laboratory generated forms that were included in the data report for review.

Two (2) initial calibration curves are associated with this data set. The initial calibration curve analyses were analyzed May 24, 2003 and April 24, 2003. All initial calibration data associated with the validated samples met QC criteria in terns of response factor and %RSD.

Continuing calibration standards bracket the validated samples associated with this data set. All QC criteria were met in each of the continuing calibration standard analyses.

9. GC/MS MASS SPECTROMETER TUNING:

Tuning and performance criteria are established to ensure adequate mass resolution, proper identification of compounds, and to some degree, sufficient instrument sensitivity. These criteria are not sample specific. Instrument performance is determined using standard materials. Therefore, these criteria should be met in all circumstances. The tuning standard for volatile organics is Bromofluorobenzene (BFB). The tuning compound for semivolatile organic analyses is decafluorotriphenylphosphine (DFTPP). If the mass calibration is in error, or missing, all associated data will be classified as unusable, "R".

Volatile Organic Analyses/Base Neutral Semivolatile Organic Analyses – All Instrument Tuning criteria were met for these sample analyses.

DATA USABILITY SUMMARY REPORT (DUSR)
AK ALLEN SITE

10. GC/MS INTERNAL STANDARDS PERFORMANCE:

Internal standard (IS) performance criteria ensure that the GC/MS sensitivity and response are stable during every run. The method recommends that the internal standard area count must not vary by more than a factor of 2 (-50%to +100%) from the associated continuing calibration standard. The method recommends that the retention time of the internal standard must not vary more than ±30 seconds from the associated continuing calibration standard. The EPA CLP validation guidelines state that if the area count is outside the (-50% to +100%) range of the associated standard, all of the positive results for compounds quantitated using that IS are qualified estimated, "J", and all non-detects below 50% are qualified "UJ", non detects above 100% should not be qualified or "R" if there is a severe loss of sensitivity. The internal standard evaluation criteria are applied to all field and QC samples.

Volatile Organic Analyses

All samples were fortified with the internal standards Tert Butyl Alcohol-d9, Pentafluorobenzene, 1,4-Difluorobenzene, Chlorobenzene-d5 and 1,4-Dichlorobenzene-d4. All internal standard area criteria were met for the validated samples in this data set.

Base Neutral Semivolatile Organic Analyses

The validated samples were fortified with the internal standards 1,4-Dichlorobenzene-d4, Naphthalene-d8, Acenaphthene-d10, Phenanthrene-d10, Chrysene-d12 and Perylene-d12. All Internal Standard QC criteria were met for the validated samples in this data set with the exception of Perylene-d12 in sample EP-13. The sample was reanalyzed using a 1:5 dilution. All Internal Standard area counts met QC criteria in the confirmation analysis. The laboratory reported all sample data from the initial analysis, therefore, the target analytes associated with Perylene-d12 have been qualified "UJ/J" estimated in this sample.

Qualified data result pages are located in Appendix B of this report.

DATA USABILITY SUMMARY REPORT (DUSR)
AK ALLEN SITE

11. COMPOUND IDENTIFICATION:

Target compounds are identified on the GC/MS by using the analyte's relative retention time (RRT) and by comparison to the ion spectra obtained from known standards. For the results to be a positive hit, the sample peak must be within ± 0.06 RRT units of the standard compound, and have an ion spectra which has a ratio of the primary and secondary ion intensities with 20% of that in the standard compound. Target compounds are identified on the GC by using the analytes retention time. Concentration is quantitated from the initial calibration curve.

Volatile Organic Analyses

All of the soil samples reported the VOA 8260 analytes specified on the COC documents. In addition, the analytes 1,2,4-Trimethylbenzene and 1,3,5-Trimethylbenzene were reported. A Library Search was performed and reported with all samples in this data set. The laboratory reported the target analytes to the determined method detection limit. All validated samples were analyzed and reported without dilution. All soil sample data was reported on a dry weight basis.

Base Neutral Semivolatile Organic Analyses

The validated soil sample was prepared and analyzed in accordance with the method cited. Tentatively Identified Compounds (TIC's) were reported for each sample. The validated sample was reported without dilution except where noted below. Soil sample results are reported on a dry weight basis.

Sample EP-13 was initially analyzed without dilution, however, matrix interference was observed in the chromatogram in the form of a large hump. The Surrogate Standard Terphenyl-d14 exceeded QC criteria in this analysis. In addition, the Internal Standard Perylene-d12 exceeded QC criteria. The laboratory reanalyzed the sample extract using a 1:5 dilution to confirm the matrix interference. The reanalysis indicated all surrogate recoveries and all Internal Standard area counts met QC criteria in this dilution analysis. The dilution did decrease the size of the hump in the chromatogram. The sample did contain a high concentration of Tentatively Identified Compounds (75400 ug/kg) in the sample. All target analytes were reported from the undiluted/initial analysis. The target analytes associated with the Internal Standard Perylene-d12 have been qualified "UJ" estimated on the data result page.

Polychlorinated Biphenyl Analyses

Samples were prepared and analyzed in accordance with the method cited. All samples were initially analyzed without dilution except where noted below. All of the sample extracts were Sulfuric Acid and Copper cleaned prior to sample analysis in order to reduce any matrix interference. Soil sample data results are reported on a dry weight basis.

Sample EP-13 was reported from a 1:10 dilution due to the concentration of Aroclor 1254 detected. Aroclor 1254 was detected at a concentration of 2970 ug/kg in the 1:10 dilution analysis. A review of the results from both the primary and secondary column indicate good precision. All QC criteria was met in the 1:10 dilution analysis.

DATA USABILITY SUMMARY REPORT (DUSR)
AK ALLEN SITE

12. OVERALL ASSESSMENT:

Analytical QC criteria was met for these analyses. The data reported agrees with the raw data provided in the final report. The laboratory provided a complete data package and reported all data using acceptable protocols and laboratory qualifiers as defined in the report package. All reporting discrepancies were resolved with the laboratory and corrected in the original report copy. All soil sample data was reported on a dry weight basis.

The data provided for this data set is acceptable for use, with the noted data qualifiers.

NYS DEC Data Usability Summary Report

DATA VALIDATION FOR:	**RCRA Metals**
SITE:	**AK Allen** **Mineola, NY**
CONTRACT LAB:	**Accutest Laboratories** **Dayton, New Jersey**
REVIEWER:	**Renee Cohen**
DATE REVIEW COMPLETED:	**January, 2004**
MATRIX:	**Non-Aqueous, Aqueous**

This data assessment is for two (2) soil samples and one (1) Trip Blank sample collected on May 29, 2003. The validated samples are summarized in Table 1 of this report. All of the samples were collected and shipped to Accutest Laboratories, located in Dayton, New Jersey. The COC indicated which samples were to be analyzed for the RCRA Metals group. A copy of the COC documents associated with the data set is located in Appendix C of this report. These samples were analyzed for some organic parameters, the data review associated with the organic analyses is located in the Organic Data Usability Report (DUSR).

The data evaluation was performed according to the guidelines noted in the "National Functional Guidelines for Inorganic Data Review, February 1994 and the NYSDEC ASP. A Data Usability Summary Report (DUSR) has been prepared in accordance with the guidelines of the New York State Division of Environmental Remediation.

Several factors should be noted for all persons using this data. Persons using this data should be aware that no result is guaranteed to be accurate even if it has passed all QC tests. The main purpose of this review is to appropriately qualify outliers and to determine whether the results presented meet the specific site/project criteria for data quality and data use.

Table 1 of this report contains a cross reference between the Field Sample ID's and the Laboratory Sample ID's.

Appendix A of this Data Usability Summary Report (DUSR) contains a summary of the data qualifiers that may be used in the report. Appendix B contains the qualified data result pages. Appendix C contains the Chain of Custody (COC) documents associated with this data set. Appendix D of this report includes copies of correspondence between this data validator and the laboratory.

DATA USABILITY SUMMARY REPORT (DUSR)
AK ALLEN SITE

1. OVERVIEW

Samples associated with this site were collected May 29, 2003 and shipped to Accutest Laboratories, Inc. The samples were received at the laboratory on May 29, 2003. A total of two (2) soil samples and one (1) Trip Blank sample were collected. The two (2) soil samples reviewed for the analyses listed on the Chain of Custody documentation. A list of the reviewed samples is located in Table 1 of this report.

2. HOLDING TIME

The amount of an analyte in a sample can change with time due to chemical instability, degradation, volatilization, etc. If the specified holding time is exceeded, the data may not be valid. Metals with the exception of Mercury, are required to be digested and analyzed within 180 days of Verified Time of Sample Receipt (VTSR). Mercury samples are to be digested and analyzed within 26 days of VTSR.

All sample analyses associated with Project ID: N40142 were prepared/digested and analyzed within the proper holding time.

3. CALIBRATION ANALYSIS

Inductively Coupled Plasma (ICP) was utilized for these analyses. The ICP was calibrated using a single point standard as required by the manufacturer. An initial calibration verification (ICV) standard was then analyzed to verify instrument calibration. The validated samples in this data set were analyzed in one (1) analytical sequence on May 30-31, 2003. Recoveries of the ICV standards associated with the analytical sequence met QC criteria. One continuing calibration verification (CCV) standard was then analyzed after each ten (10) field samples. All CCV percent recoveries met QC criteria in each of the analytical sequences. Additional ICP sequences were analyzed on June 2, 2003, June 3, 2003 and June 4, 2003. These sequences are associated with the batch QC matrix spike analysis. All QC criteria were met in the ICV and CCV standards associated with these sequences.

Analysis for Cold Vapor Mercury is calibrated using multi point standards and calculating the correlation coefficient of the curve. One of the calibrations standards must be analyzed at the CRDL. The analytical sequence associated with the samples in this data set was performed May 30, 2003. The initial calibration of the instrument met QC criteria. Continuing calibration standard analysis was performed using a mid point standard and calculating the concentration of the standard in terms of recovery from the initial calibration curve. All continuing calibration analyses associated with this data set met QC criteria.

4. CRDL STANDARD

The CRDL standard is used for the verification of instrument linearity near the CRDL. The CRDL standard control limits are 80%-120% recovery. If the CRDL standard falls outside of the control limits, associated data less than or equal to the 10X the CRDL are qualified estimated (J or UJ) or rejected (R) depending on the recovery of the CRDL standard and the concentration of the analyte in the sample. If the recovery of the CRDL standard is greater than 120% and the result is above the reporting limit the data results were qualified "K" biased high. If the recovery of the CRDL standard is greater than 120% and the result is reported ND, the data results are acceptable and no qualification is applied.

The ICP CRDL standards associated with the soil sequence analyzed May 30-31, 2003 met QC criteria with the exception of Lead (58.3%). The qualifier "J" estimated has been applied to the positive sample results for Lead in the samples associated with this analytical sequence.

Qualified data result pages are located in Appendix B of this report.

5. INTERFERENCE CHECK STANDARD

The Interference Check Standard (ICS) is used to verify the laboratory interelement and background correction factors of the ICP. Two solutions comprise the ICS A and ICS AB. Solution A consists of the interferent metals while solution AB is the group of target analytes and the interferents metals. An ICS analysis consists of analyzing both solutions consecutively for all wavelengths used for each analyte reported by ICP.

The ICSA and ICSAB recoveries associated with each of the ICP analytical sequences met QC criteria.

6. MATRIX SPIKE/MATRIX SPIKE DUPLICATE (MS/MSD) ANALYSIS

The spike sample analysis provides information about the effect of the sample matrix upon the digestion and measurement methodology. The spike control limits are 75%-125% when the sample concentration is less than four (4) times the spike added. If the matrix spike recoveries fall in the range of 30%-74%, the sample results are may be biased low and are qualified as estimated (J or UJ). If the matrix spike recoveries fall in the range of 126%-200%, sample results may be biased high. Positive results are qualified estimated (J). If the spike recovery is greater than 125% and the reported sample results are less than the IDL the data point is acceptable for use. If the matrix spike recovery is greater than 200%, the associated sample data are unusable and are rejected (R). If matrix spike results are less than 30%, the associated non-detect results are qualified unusable and rejected (R), and the results reported above the IDL are qualified estimated (J).

ICP MS/MSD analysis was performed on Batch QC samples. Data was not qualified based on the Percent Recovery of the spiked analyte or the Relative Percent Difference of the MS/MSD results in Batch QC samples.

Blank spike sample analysis was prepared with the digestion batch. The blank spike was fortified with all analytes of interest. All spike recoveries met QC criteria in each of the blank spike samples.

6. MATRIX SPIKE/MATRIX SPIKE DUPLICATE (MS/MSD) ANALYSIS (cont'd):

The CVAA samples in this data set were prepared in one (1) batch. Batch QC was utilized for the sample prepared on May 30, 2003. Data was not qualified based on the recoveries in Batch QC samples.

Blank spike sample analysis was also prepared with the digestion batch. The blank spike was fortified with Mercury. The Mercury recovery met QC criteria in the blank spike sample.

7. POST DIGESTION SPIKE ANALYSIS

The post digestion spike sample analysis provides additional information about the effect of the sample matrix upon the digestion and measurement methodology. The post digestion spike is performed for each analyte that the pre-digestion spike recovery falls outside the 75-125% control limit.

Accutest Laboratories did not perform post digestion spike analysis with the validated samples in this data set.

8. DUPLICATE SAMPLE ANALYSIS

The laboratory duplicate sample analysis is used to evaluate the laboratory precision of the method for each analyte. If the duplicate sample analysis results for a particular analyte fall outside the control windows of 20% RPD or +/- CRDL, whichever is appropriate depending upon the concentration of the sample, the associated sample results are qualified "J" estimated.

Accutest Laboratories did not perform sample duplicate analysis, however, matrix spike analysis was performed in duplicate. Batch QC samples were utilized for both the ICP and Mercury digestion batches. The Relative Percent Difference (RPD) of the MS and MSD analysis was not reviewed in Batch QC sample analyses.

9. ICP SERIAL DILUTION

The serial dilution analysis indicates whether significant physical or chemical interference's exist due to the sample matrix. If the concentration of any analyte in the original sample is greater than 50 times the instrument detection limit (IDL), an analysis of a 5-fold dilution samples must yield results which have a percent difference (%D) of less than or equal to 10 with the original sample results. If the %D of the serial dilution exceeds the 10% (and is not greater than 100%) for a particular analyte, all the associated sample results are qualified estimated (J).

Batch QC samples were utilized for the serial dilution analysis. Data was not qualified based on the result of the serial dilution analysis in Batch QC samples.

DATA USABILITY SUMMARY REPORT (DUSR)
AK ALLEN SITE

10. BLANKS

Blank analyses are assessed to determine the existence and magnitude of contamination problems. The criteria for the evaluation of blanks applies to all blanks, including but not limited to reagent blanks, method blanks and field blanks. The responsibility for action in the case of an unsuitable blank result depends upon the circumstances and the origin of the blank itself. If the problem with any blank exists, then all associated data must be carefully evaluated to determine whether there is inherent variability in the data for that case, or the problem is an isolated occurrence not affecting other data.

ICP Metals – The samples in this data set was prepared in one (1) batch on May 30, 2003. Target analytes were not detected in this method blank sample.

Mercury Analyses – The validated samples in this data set was prepared in one (1) batch on May 30, 2003. The method blank sample was free from contamination of Mercury.

11. LABORATORY CONTROL SAMPLE ANALYSIS (LCS)

The laboratory control sample (LCS) analysis provides information about the efficiency of the laboratory digestion procedure. If the recovery of any analyte is outside the established control limits, then laboratory performance and method accuracy are in question. Professional judgment is used to determine of data should be qualified or rejected.

Accutest Laboratories prepared and analyzed an LCS sample with the soil digestion batch associated with this data set. Commercial percent recoveries were used for the review of soil LCS data. All soil LCS recoveries met QC limits in each of the ICP and Mercury digestion batches associated with this data set.

12. INSTRUMENT QC DATA

The laboratory is required by the method to perform specific instrument verification tests on a specific timeframe. Based on a review of the QC summary forms included in the data report, Accutest Laboratories performed the required studies specified by the method.

13. SYSTEM PERFORMANCE AND OVERALL ASSESSMENT

This data set included the review of analysis of two (2) soil samples. The RCRA list of metals was reported. All sample data was reported in accordance with the cited method. All RCRA metals results were reported without additional dilution. Soil sample results are reported on a dry weight basis. The data associated with this data set is acceptable for use with the noted data qualifiers. Data qualifiers have been applied to this data set based on the guidelines in the cited EPA documents. A description of the qualifiers and decision for them is detailed in the above report.

TABLE 1

2815 COVERED BRIDGE ROAD, MERRICK, NEW YORK 11566
(516) 223-9761 • FAX (516) 223-0983

Premier Environmental Services.

CLIENT SAMPLE ID	LABORATORY SAMPLE ID
EP-12	N40142-1
EP-13	N40142-2
Trip Blank –TB 5/29	N40142-3

2815 COVERED BRIDGE ROAD, MERRICK, NEW YORK 11566
(516) 223-9761 • FAX (516) 223-0983

APPENDIX A

2815 COVERED BRIDGE ROAD, MERRICK, NEW YORK 11566
(516) 223-9761 • FAX (516) 223-0983

DATA QUALIFIER DEFINITIONS

U - The analyte was analyzed for, but was not detected above the reported sample quantitation limit.

J - The analyte was positively identified; the associated numerical value is the approximate concentration of the analyte in the sample.

N - The analysis indicates the presence of an analyte for which there is presumptive evidence to make a "tentative identification."

NJ - The analysis indicates the presence of an analyte that has been "tentatively identiifed" and the associated numerical value represents its approximate concentration.

UJ - The analyte was not detected above the reported sample quantitation limit. However, the reported quantitation limit is approximate and may or may not represent the actual limit of quantitation necessary to accurately and precisely measure the analyte in the sample.

R - The sample results are unreliable/unuseable. The presence or absence of the analyte cannot be verified.

K – The analyte is present. The reported value may be biased high. The actual value is expected to be lower than reported.

L - The analyte is present. The reported value may be biased low. The actual value is expected to be higher than reported.

UL – The analyte was not detected, and the reported quantitation limit is probably higher than reported.

2815 COVERED BRIDGE ROAD, MERRICK, NEW YORK 11566
(516) 223-9761 • FAX (516) 223-0983

APPENDIX B

2815 COVERED BRIDGE ROAD, MERRICK, NEW YORK 11566
(516) 223-9761 • FAX (516) 223-0983

Accutest Laboratories

Report of Analysis

Client Sample ID:	EP-12		
Lab Sample ID:	N40142-1	**Date Sampled:**	05/29/03
Matrix:	SO - Soil	**Date Received:**	05/29/03
Method:	SW846 8260B	**Percent Solids:**	93.8
Project:	AK Allen, 255 East 2nd Street, Mineola, NY		

	File ID	DF	Analyzed	By	Prep Date	Prep Batch	Analytical Batch
Run #1	G59811.D	1	05/30/03	SJM	n/a	n/a	VG3252
Run #2							

	Initial Weight
Run #1	4.9 g
Run #2	

VOA TCL List

CAS No.	Compound	Result	RL	MDL	Units	Q
67-64-1	Acetone	ND	11	7.6	ug/kg	
71-43-2	Benzene	ND	1.1	0.22	ug/kg	
75-27-4	Bromodichloromethane	ND	5.4	0.36	ug/kg	
75-25-2	Bromoform	ND	5.4	0.66	ug/kg	
74-83-9	Bromomethane	ND	5.4	0.86	ug/kg	
78-93-3	2-Butanone (MEK)	ND	11	4.0	ug/kg	
75-15-0	Carbon disulfide	ND	5.4	1.8	ug/kg	
56-23-5	Carbon tetrachloride	ND	5.4	1.2	ug/kg	
108-90-7	Chlorobenzene	ND	5.4	1.1	ug/kg	
75-00-3	Chloroethane	ND	5.4	1.4	ug/kg	
67-66-3	Chloroform	ND	5.4	0.45	ug/kg	
74-87-3	Chloromethane	ND	5.4	0.68	ug/kg	
124-48-1	Dibromochloromethane	ND	5.4	0.29	ug/kg	
75-34-3	1,1-Dichloroethane	ND	5.4	0.35	ug/kg	
107-06-2	1,2-Dichloroethane	ND	5.4	0.62	ug/kg	
75-35-4	1,1-Dichloroethene	ND	5.4	0.44	ug/kg	
156-59-2	cis-1,2-Dichloroethene	ND	5.4	0.37	ug/kg	
156-60-5	trans-1,2-Dichloroethene	ND	5.4	0.37	ug/kg	
78-87-5	1,2-Dichloropropane	ND	5.4	0.84	ug/kg	
10061-01-5	cis-1,3-Dichloropropene	ND	5.4	0.31	ug/kg	
10061-02-6	trans-1,3-Dichloropropene	ND	5.4	0.22	ug/kg	
100-41-4	Ethylbenzene	ND	1.1	0.15	ug/kg	
591-78-6	2-Hexanone	ND	5.4	0.74	ug/kg	
108-10-1	4-Methyl-2-pentanone(MIBK)	ND	5.4	1.3	ug/kg	
75-09-2	Methylene chloride	ND	5.4	0.54	ug/kg	
100-42-5	Styrene	ND	5.4	1.0	ug/kg	
79-34-5	1,1,2,2-Tetrachloroethane	ND	5.4	0.46	ug/kg	
127-18-4	Tetrachloroethene	4.2	5.4	0.24	ug/kg	J
108-88-3	Toluene	ND	1.1	0.74	ug/kg	
71-55-6	1,1,1-Trichloroethane	ND	5.4	0.32	ug/kg	
79-00-5	1,1,2-Trichloroethane	ND	5.4	0.42	ug/kg	
79-01-6	Trichloroethene	ND	5.4	0.23	ug/kg	

ND = Not detected MDL - Method Detection Limit
RL = Reporting Limit
E = Indicates value exceeds calibration range

J = Indicates an estimated value
B = Indicates analyte found in associated method blank
N = Indicates presumptive evidence of a compound

Accutest Laboratories

Report of Analysis

Client Sample ID:	EP-12		
Lab Sample ID:	N40142-1	**Date Sampled:**	05/29/03
Matrix:	SO - Soil	**Date Received:**	05/29/03
Method:	SW846 8260B	**Percent Solids:**	93.8
Project:	AK Allen, 255 East 2nd Street, Mineola, NY		

VOA TCL List

CAS No.	Compound	Result	RL	MDL	Units	Q
95-63-6	**1,2,4-Trimethylbenzene**	ND	5.4	0.30	ug/kg	
108-67-8	**1,3,5-Trimethylbenzene**	ND	5.4	0.31	ug/kg	
75-01-4	Vinyl chloride	ND	5.4	0.44	ug/kg	
1330-20-7	Xylene (total)	ND	2.2	0.49	ug/kg	

CAS No.	Surrogate Recoveries	Run# 1	Run# 2	Limits
1868-53-7	Dibromofluoromethane	98%		71-117%
17060-07-0	1,2-Dichloroethane-D4	101%		62-124%
2037-26-5	Toluene-D8	103%		78-115%
460-00-4	4-Bromofluorobenzene	105%		73-127%

CAS No.	Tentatively Identified Compounds	R.T.	Est. Conc.	Units	Q
124-38-9	Carbon dioxide	2.76	~~620~~	ug/kg	~~JNB~~ U
	Total TIC, Volatile		0	ug/kg	

ND = Not detected MDL - Method Detection Limit
RL = Reporting Limit
E = Indicates value exceeds calibration range

J = Indicates an estimated value
B = Indicates analyte found in associated method blank
N = Indicates presumptive evidence of a compound

Accutest Laboratories

Report of Analysis

Client Sample ID:	EP-13		
Lab Sample ID:	N40142-2	**Date Sampled:**	05/29/03
Matrix:	SO - Soil	**Date Received:**	05/29/03
Method:	SW846 8260B	**Percent Solids:**	85.2
Project:	AK Allen, 255 East 2nd Street, Mineola, NY		

	File ID	DF	Analyzed	By	Prep Date	Prep Batch	Analytical Batch
Run #1	G59869.D	1	06/02/03	SJM	n/a	n/a	VG3255
Run #2							

	Initial Weight
Run #1	4.9 g
Run #2	

VOA TCL List

CAS No.	Compound	Result	RL	MDL	Units	Q
67-64-1	Acetone	ND	12	8.3	ug/kg	
71-43-2	Benzene	ND	1.2	0.25	ug/kg	
75-27-4	Bromodichloromethane	ND	6.0	0.39	ug/kg	
75-25-2	Bromoform	ND	6.0	0.73	ug/kg	
74-83-9	Bromomethane	ND	6.0	0.95	ug/kg	
78-93-3	2-Butanone (MEK)	ND	12	4.4	ug/kg	
75-15-0	Carbon disulfide	ND	6.0	2.0	ug/kg	
56-23-5	Carbon tetrachloride	ND	6.0	1.3	ug/kg	
108-90-7	Chlorobenzene	ND	6.0	1.2	ug/kg	
75-00-3	Chloroethane	ND	6.0	1.6	ug/kg	
67-66-3	Chloroform	ND	6.0	0.50	ug/kg	
74-87-3	Chloromethane	ND	6.0	0.75	ug/kg	
124-48-1	Dibromochloromethane	ND	6.0	0.32	ug/kg	
75-34-3	1,1-Dichloroethane	ND	6.0	0.39	ug/kg	
107-06-2	1,2-Dichloroethane	ND	6.0	0.68	ug/kg	
75-35-4	1,1-Dichloroethene	ND	6.0	0.48	ug/kg	
156-59-2	cis-1,2-Dichloroethene	ND	6.0	0.40	ug/kg	
156-60-5	trans-1,2-Dichloroethene	ND	6.0	0.40	ug/kg	
78-87-5	1,2-Dichloropropane	ND	6.0	0.92	ug/kg	
10061-01-5	cis-1,3-Dichloropropene	ND	6.0	0.34	ug/kg	
10061-02-6	trans-1,3-Dichloropropene	ND	6.0	0.24	ug/kg	
100-41-4	Ethylbenzene	ND	1.2	0.16	ug/kg	
591-78-6	2-Hexanone	ND	6.0	0.82	ug/kg	
108-10-1	4-Methyl-2-pentanone(MIBK)	ND	6.0	1.4	ug/kg	
75-09-2	Methylene chloride	ND	6.0	0.59	ug/kg	
100-42-5	Styrene	ND	6.0	1.2	ug/kg	
79-34-5	1,1,2,2-Tetrachloroethane	ND	6.0	0.51	ug/kg	
127-18-4	Tetrachloroethene	1.8	6.0	0.27	ug/kg	J
108-88-3	Toluene	ND	1.2	0.82	ug/kg	
71-55-6	1,1,1-Trichloroethane	ND	6.0	0.36	ug/kg	
79-00-5	1,1,2-Trichloroethane	ND	6.0	0.46	ug/kg	
79-01-6	Trichloroethene	ND	6.0	0.26	ug/kg	

22

ND = Not detected MDL - Method Detection Limit
RL = Reporting Limit
E = Indicates value exceeds calibration range

J = Indicates an estimated value
B = Indicates analyte found in associated method blank
N = Indicates presumptive evidence of a compound

Report of Analysis

Client Sample ID:	EP-13		
Lab Sample ID:	N40142-2	**Date Sampled:**	05/29/03
Matrix:	SO - Soil	**Date Received:**	05/29/03
Method:	SW846 8260B	**Percent Solids:**	85.2
Project:	AK Allen, 255 East 2nd Street, Mineola, NY		

VOA TCL List

CAS No.	Compound	Result	RL	MDL	Units	Q
95-63-6	**1,2,4-Trimethylbenzene**	ND	6.0	0.33	ug/kg	
108-67-8	**1,3,5-Trimethylbenzene**	ND	6.0	0.34	ug/kg	
75-01-4	Vinyl chloride	ND	6.0	0.49	ug/kg	
1330-20-7	Xylene (total)	2.1	2.4	0.54	ug/kg	J

CAS No.	Surrogate Recoveries	Run# 1	Run# 2	Limits
1868-53-7	Dibromofluoromethane	89%		71-117%
17060-07-0	1,2-Dichloroethane-D4	78%		62-124%
2037-26-5	Toluene-D8	94%		78-115%
460-00-4	4-Bromofluorobenzene	95%		73-127%

CAS No.	Tentatively Identified Compounds	R.T.	Est. Conc.	Units	Q
124-38-9	Carbon dioxide	2.81	~~1100~~	ug/kg	~~JNB~~ U
	Total TIC, Volatile		0	ug/kg	

ND = Not detected MDL - Method Detection Limit
RL = Reporting Limit
E = Indicates value exceeds calibration range
J = Indicates an estimated value
B = Indicates analyte found in associated method blank
N = Indicates presumptive evidence of a compound

Accutest Laboratories

Report of Analysis

Client Sample ID:	TB-5/29		
Lab Sample ID:	N40142-3	**Date Sampled:**	05/29/03
Matrix:	AQ - Trip Blank Soil	**Date Received:**	05/29/03
Method:	SW846 8260B	**Percent Solids:**	n/a
Project:	AK Allen, 255 East 2nd Street, Mineola, NY		

	File ID	DF	Analyzed	By	Prep Date	Prep Batch	Analytical Batch
Run #1	X7416.D	1	05/30/03	LY	n/a	n/a	VX280
Run #2							

	Purge Volume
Run #1	5.0 ml
Run #2	

VOA TCL List

CAS No.	Compound	Result	RL	MDL	Units	Q
67-64-1	Acetone	ND UJ	10	3.0	ug/l	
71-43-2	Benzene	ND	1.0	0.21	ug/l	
75-27-4	Bromodichloromethane	ND	1.0	0.29	ug/l	
75-25-2	Bromoform	ND	4.0	0.23	ug/l	
74-83-9	Bromomethane	ND UJ	2.0	0.74	ug/l	
78-93-3	2-Butanone (MEK)	ND	10	2.7	ug/l	
75-15-0	Carbon disulfide	ND	2.0	0.33	ug/l	
56-23-5	Carbon tetrachloride	ND	1.0	0.38	ug/l	
108-90-7	Chlorobenzene	ND	1.0	0.24	ug/l	
75-00-3	Chloroethane	ND	1.0	0.93	ug/l	
67-66-3	Chloroform	ND	1.0	0.35	ug/l	
74-87-3	Chloromethane	ND	1.0	0.37	ug/l	
124-48-1	Dibromochloromethane	ND	1.0	0.25	ug/l	
75-34-3	1,1-Dichloroethane	ND	1.0	0.29	ug/l	
107-06-2	1,2-Dichloroethane	ND	1.0	0.31	ug/l	
75-35-4	1,1-Dichloroethene	ND	1.0	0.30	ug/l	
156-59-2	cis-1,2-Dichloroethene	ND	1.0	0.22	ug/l	
156-60-5	trans-1,2-Dichloroethene	ND	1.0	0.36	ug/l	
78-87-5	1,2-Dichloropropane	ND	1.0	0.62	ug/l	
10061-01-5	cis-1,3-Dichloropropene	ND	1.0	0.16	ug/l	
10061-02-6	trans-1,3-Dichloropropene	ND	1.0	0.14	ug/l	
100-41-4	Ethylbenzene	ND	1.0	0.23	ug/l	
591-78-6	2-Hexanone	ND	5.0	1.1	ug/l	
108-10-1	4-Methyl-2-pentanone(MIBK)	ND	5.0	0.71	ug/l	
75-09-2	Methylene chloride	ND	2.0	0.41	ug/l	
100-42-5	Styrene	ND	5.0	0.29	ug/l	
79-34-5	1,1,2,2-Tetrachloroethane	ND	1.0	0.33	ug/l	
127-18-4	Tetrachloroethene	ND	1.0	0.70	ug/l	
108-88-3	Toluene	ND	1.0	0.25	ug/l	
71-55-6	1,1,1-Trichloroethane	ND	1.0	0.38	ug/l	
79-00-5	1,1,2-Trichloroethane	ND	1.0	0.35	ug/l	
79-01-6	Trichloroethene	ND	1.0	0.28	ug/l	

30

ND = Not detected MDL - Method Detection Limit
RL = Reporting Limit
E = Indicates value exceeds calibration range

J = Indicates an estimated value
B = Indicates analyte found in associated method blank
N = Indicates presumptive evidence of a compound

Report of Analysis

Client Sample ID:	TB-5/29		
Lab Sample ID:	N40142-3	**Date Sampled:**	05/29/03
Matrix:	AQ - Trip Blank Soil	**Date Received:**	05/29/03
Method:	SW846 8260B	**Percent Solids:**	n/a
Project:	AK Allen, 255 East 2nd Street, Mineola, NY		

VOA TCL List

CAS No.	Compound	Result	RL	MDL	Units	Q
95-63-6	**1,2,4-Trimethylbenzene**	ND	5.0	0.17	ug/l	
108-67-8	**1,3,5-Trimethylbenzene**	ND	5.0	0.18	ug/l	
75-01-4	Vinyl chloride	ND	1.0	0.47	ug/l	
1330-20-7	Xylene (total)	ND	1.0	0.20	ug/l	

CAS No.	Surrogate Recoveries	Run# 1	Run# 2	Limits
1868-53-7	Dibromofluoromethane	104%		81-120%
17060-07-0	1,2-Dichloroethane-D4	102%		68-130%
2037-26-5	Toluene-D8	105%		83-116%
460-00-4	4-Bromofluorobenzene	105%		83-119%

CAS No.	Tentatively Identified Compounds	R.T.	Est. Conc.	Units	Q
	Total TIC, Volatile		0	ug/l	

ND = Not detected MDL - Method Detection Limit
RL = Reporting Limit
E = Indicates value exceeds calibration range
J = Indicates an estimated value
B = Indicates analyte found in associated method blank
N = Indicates presumptive evidence of a compound

Accutest Laboratories

Report of Analysis

Client Sample ID:	EP-12		
Lab Sample ID:	N40142-1	**Date Sampled:**	05/29/03
Matrix:	SO - Soil	**Date Received:**	05/29/03
Method:	SW846 8270C SW846 3550B	**Percent Solids:**	93.8
Project:	AK Allen, 255 East 2nd Street, Mineola, NY		

	File ID	DF	Analyzed	By	Prep Date	Prep Batch	Analytical Batch
Run #1	R32411.D	1	06/02/03	YW	05/30/03	OP13913	ER1006
Run #2							

	Initial Weight	Final Volume
Run #1	30.1 g	1.0 ml
Run #2		

BN TCL List

CAS No.	Compound	Result	RL	MDL	Units	Q
83-32-9	Acenaphthene	ND	71	8.2	ug/kg	
208-96-8	Acenaphthylene	ND	71	8.6	ug/kg	
120-12-7	Anthracene	ND	71	14	ug/kg	
56-55-3	Benzo(a)anthracene	ND	71	13	ug/kg	
50-32-8	Benzo(a)pyrene	ND	71	13	ug/kg	
205-99-2	Benzo(b)fluoranthene	ND	71	20	ug/kg	
191-24-2	Benzo(g,h,i)perylene	ND	71	16	ug/kg	
207-08-9	Benzo(k)fluoranthene	ND	71	7.8	ug/kg	
101-55-3	4-Bromophenyl phenyl ether	ND	71	11	ug/kg	
85-68-7	Butyl benzyl phthalate	ND	71	17	ug/kg	
91-58-7	2-Chloronaphthalene	ND	71	7.6	ug/kg	
106-47-8	4-Chloroaniline	ND	180	21	ug/kg	
86-74-8	Carbazole	ND	71	15	ug/kg	
218-01-9	Chrysene	ND	71	15	ug/kg	
111-91-1	bis(2-Chloroethoxy)methane	ND	71	8.3	ug/kg	
111-44-4	bis(2-Chloroethyl)ether	ND	71	6.9	ug/kg	
108-60-1	bis(2-Chloroisopropyl)ether	ND	71	16	ug/kg	
7005-72-3	4-Chlorophenyl phenyl ether	ND	71	9.0	ug/kg	
95-50-1	1,2-Dichlorobenzene	ND	71	10	ug/kg	
541-73-1	1,3-Dichlorobenzene	ND	71	10	ug/kg	
106-46-7	1,4-Dichlorobenzene	ND	71	7.0	ug/kg	
121-14-2	2,4-Dinitrotoluene	ND	71	16	ug/kg	
606-20-2	2,6-Dinitrotoluene	ND	71	12	ug/kg	
91-94-1	3,3'-Dichlorobenzidine	ND	180	19	ug/kg	
53-70-3	Dibenzo(a,h)anthracene	ND	71	18	ug/kg	
132-64-9	Dibenzofuran	ND	71	8.8	ug/kg	
84-74-2	Di-n-butyl phthalate	ND	71	13	ug/kg	
117-84-0	Di-n-octyl phthalate	ND	71	25	ug/kg	
84-66-2	Diethyl phthalate	ND	71	38	ug/kg	
131-11-3	Dimethyl phthalate	ND	71	9.6	ug/kg	
117-81-7	bis(2-Ethylhexyl)phthalate	ND	71	17	ug/kg	
206-44-0	Fluoranthene	19.4	71	13	ug/kg	J

ND = Not detected MDL - Method Detection Limit J = Indicates an estimated value

RL = Reporting Limit B = Indicates analyte found in associated method blank

E = Indicates value exceeds calibration range N = Indicates presumptive evidence of a compound

Accutest Laboratories

Report of Analysis

Client Sample ID:	EP-12		
Lab Sample ID:	N40142-1	**Date Sampled:**	05/29/03
Matrix:	SO - Soil	**Date Received:**	05/29/03
Method:	SW846 8270C SW846 3550B	**Percent Solids:**	93.8
Project:	AK Allen, 255 East 2nd Street, Mineola, NY		

BN TCL List

CAS No.	Compound	Result	RL	MDL	Units	Q
86-73-7	Fluorene	ND	71	7.3	ug/kg	
118-74-1	Hexachlorobenzene	ND	71	11	ug/kg	
87-68-3	Hexachlorobutadiene	ND	71	11	ug/kg	
77-47-4	Hexachlorocyclopentadiene	ND	710	25	ug/kg	
67-72-1	Hexachloroethane	ND	180	11	ug/kg	
193-39-5	Indeno(1,2,3-cd)pyrene	ND	71	24	ug/kg	
78-59-1	Isophorone	ND	71	10	ug/kg	
91-57-6	2-Methylnaphthalene	ND	71	7.3	ug/kg	
88-74-4	2-Nitroaniline	ND	180	19	ug/kg	
99-09-2	3-Nitroaniline	ND	180	19	ug/kg	
100-01-6	4-Nitroaniline	ND	180	22	ug/kg	
91-20-3	Naphthalene	ND	71	7.2	ug/kg	
98-95-3	Nitrobenzene	ND	71	13	ug/kg	
621-64-7	N-Nitroso-di-n-propylamine	ND	71	14	ug/kg	
86-30-6	N-Nitrosodiphenylamine	ND	180	12	ug/kg	
85-01-8	Phenanthrene	ND	71	12	ug/kg	
129-00-0	Pyrene	18.7	71	13	ug/kg	J
120-82-1	1,2,4-Trichlorobenzene	ND	71	12	ug/kg	

CAS No.	Surrogate Recoveries	Run# 1	Run# 2	Limits
4165-60-0	Nitrobenzene-d5	78%		30-122%
321-60-8	2-Fluorobiphenyl	83%		39-112%
1718-51-0	Terphenyl-d14	100%		24-138%

CAS No.	Tentatively Identified Compounds	R.T.	Est. Conc.	Units	Q
	system artifact	3.89	~~1400~~	ug/kg	~~J~~ U
	system artifact/aldol-condensation	4.55	~~47000~~	ug/kg	~~J~~ U
	unknown	26.02	160	ug/kg	J
	unknown	26.72	510	ug/kg	J
	Total TIC, Semi-Volatile		670	ug/kg	J

ND = Not detected MDL - Method Detection Limit J = Indicates an estimated value

RL = Reporting Limit B = Indicates analyte found in associated method blank

E = Indicates value exceeds calibration range N = Indicates presumptive evidence of a compound

Accutest Laboratories

Report of Analysis

Client Sample ID:	EP-13		
Lab Sample ID:	N40142-2	**Date Sampled:**	05/29/03
Matrix:	SO - Soil	**Date Received:**	05/29/03
Method:	SW846 8270C SW846 3550B	**Percent Solids:**	85.2
Project:	AK Allen, 255 East 2nd Street, Mineola, NY		

	File ID	DF	Analyzed	By	Prep Date	Prep Batch	Analytical Batch
Run #1	R32412.D	1	06/02/03	YW	05/30/03	OP13913	ER1006
Run #2 [a]	R32414.D	5	06/02/03	YW	05/30/03	OP13913	ER1006

	Initial Weight	Final Volume
Run #1	30.1 g	1.0 ml
Run #2	30.1 g	1.0 ml

BN TCL List

CAS No.	Compound	Result	RL	MDL	Units	Q
83-32-9	Acenaphthene	ND	78	9.0	ug/kg	
208-96-8	Acenaphthylene	ND	78	9.5	ug/kg	
120-12-7	Anthracene	ND	78	15	ug/kg	
56-55-3	Benzo(a)anthracene	ND	78	14	ug/kg	
50-32-8	Benzo(a)pyrene	ND UJ	78	14	ug/kg	
205-99-2	Benzo(b)fluoranthene	ND UJ	78	22	ug/kg	
191-24-2	Benzo(g,h,i)perylene	ND UJ	78	18	ug/kg	
207-08-9	Benzo(k)fluoranthene	ND UJ	78	8.6	ug/kg	
101-55-3	4-Bromophenyl phenyl ether	ND	78	13	ug/kg	
85-68-7	Butyl benzyl phthalate	ND	78	19	ug/kg	
91-58-7	2-Chloronaphthalene	ND	78	8.3	ug/kg	
106-47-8	4-Chloroaniline	ND	190	23	ug/kg	
86-74-8	Carbazole	ND	78	16	ug/kg	
218-01-9	Chrysene	ND	78	17	ug/kg	
111-91-1	bis(2-Chloroethoxy)methane	ND	78	9.0	ug/kg	
111-44-4	bis(2-Chloroethyl)ether	ND	78	7.5	ug/kg	
108-60-1	bis(2-Chloroisopropyl)ether	ND	78	17	ug/kg	
7005-72-3	4-Chlorophenyl phenyl ether	ND	78	9.9	ug/kg	
95-50-1	1,2-Dichlorobenzene	ND	78	11	ug/kg	
541-73-1	1,3-Dichlorobenzene	ND	78	11	ug/kg	
106-46-7	1,4-Dichlorobenzene	ND	78	7.7	ug/kg	
121-14-2	2,4-Dinitrotoluene	ND	78	18	ug/kg	
606-20-2	2,6-Dinitrotoluene	ND	78	14	ug/kg	
91-94-1	3,3'-Dichlorobenzidine	ND	190	21	ug/kg	
53-70-3	Dibenzo(a,h)anthracene	ND UJ	78	20	ug/kg	
132-64-9	Dibenzofuran	ND	78	9.6	ug/kg	
84-74-2	Di-n-butyl phthalate	ND	78	15	ug/kg	
117-84-0	Di-n-octyl phthalate	ND UJ	78	28	ug/kg	
84-66-2	Diethyl phthalate	ND	78	42	ug/kg	
131-11-3	Dimethyl phthalate	ND	78	11	ug/kg	
117-81-7	bis(2-Ethylhexyl)phthalate	ND	78	19	ug/kg	
206-44-0	Fluoranthene	ND	78	14	ug/kg	

24

ND = Not detected MDL - Method Detection Limit
RL = Reporting Limit
E = Indicates value exceeds calibration range

J = Indicates an estimated value
B = Indicates analyte found in associated method blank
N = Indicates presumptive evidence of a compound

Report of Analysis

Client Sample ID:	EP-13		
Lab Sample ID:	N40142-2	**Date Sampled:**	05/29/03
Matrix:	SO - Soil	**Date Received:**	05/29/03
Method:	SW846 8270C SW846 3550B	**Percent Solids:**	85.2
Project:	AK Allen, 255 East 2nd Street, Mineola, NY		

BN TCL List

CAS No.	Compound	Result	RL	MDL	Units	Q
86-73-7	Fluorene	ND	78	8.0	ug/kg	
118-74-1	Hexachlorobenzene	ND	78	12	ug/kg	
87-68-3	Hexachlorobutadiene	ND	78	12	ug/kg	
77-47-4	Hexachlorocyclopentadiene	ND	780	28	ug/kg	
67-72-1	Hexachloroethane	ND	190	12	ug/kg	
193-39-5	Indeno(1,2,3-cd)pyrene	ND U J	78	26	ug/kg	
78-59-1	Isophorone	ND	78	11	ug/kg	
91-57-6	2-Methylnaphthalene	ND	78	8.0	ug/kg	
88-74-4	2-Nitroaniline	ND	190	21	ug/kg	
99-09-2	3-Nitroaniline	ND	190	21	ug/kg	
100-01-6	4-Nitroaniline	ND	190	24	ug/kg	
91-20-3	Naphthalene	ND	78	7.9	ug/kg	
98-95-3	Nitrobenzene	ND	78	15	ug/kg	
621-64-7	N-Nitroso-di-n-propylamine	ND	78	16	ug/kg	
86-30-6	N-Nitrosodiphenylamine	ND	190	13	ug/kg	
85-01-8	Phenanthrene	ND	78	13	ug/kg	
129-00-0	Pyrene	ND	78	14	ug/kg	
120-82-1	1,2,4-Trichlorobenzene	ND	78	14	ug/kg	

CAS No.	Surrogate Recoveries	Run# 1	Run# 2	Limits
4165-60-0	Nitrobenzene-d5	81%	82%	30-122%
321-60-8	2-Fluorobiphenyl	82%	89%	39-112%
1718-51-0	Terphenyl-d14	149% b	106%	24-138%

CAS No.	Tentatively Identified Compounds	R.T.	Est. Conc.	Units	Q
	system artifact	3.87	~~2600~~	ug/kg	~~J~~ U
	system artifact/aldol-condensation	4.51	~~45000~~	ug/kg	~~J~~ U
	unknown	16.14	3400	ug/kg	J
	unknown	22.85	5000	ug/kg	J
	unknown	23.13	2800	ug/kg	J
	unknown	23.50	2000	ug/kg	J
	unknown	23.68	5100	ug/kg	J
	unknown	23.94	5400	ug/kg	J
	unknown	24.30	6600	ug/kg	J
	unknown	24.61	4300	ug/kg	J
	unknown	24.72	4100	ug/kg	J
	unknown	24.96	11000	ug/kg	J
	unknown	25.25	3700	ug/kg	J

ND = Not detected MDL - Method Detection Limit J = Indicates an estimated value
RL = Reporting Limit B = Indicates analyte found in associated method blank
E = Indicates value exceeds calibration range N = Indicates presumptive evidence of a compound

Report of Analysis

Client Sample ID:	EP-13		
Lab Sample ID:	N40142-2	**Date Sampled:**	05/29/03
Matrix:	SO - Soil	**Date Received:**	05/29/03
Method:	SW846 8270C SW846 3550B	**Percent Solids:**	85.2
Project:	AK Allen, 255 East 2nd Street, Mineola, NY		

BN TCL List

CAS No.	Tentatively Identified Compounds	R.T.	Est. Conc.	Units	Q
	unknown	25.45	8400	ug/kg	J
	unknown	25.83	1900	ug/kg	J
	unknown	26.05	5700	ug/kg	J
	unknown	26.74	6000	ug/kg	J
	Total TIC, Semi-Volatile		75400	ug/kg	J

(a) Confirmation run.
(b) Outside control limits due to matrix interference.

ND = Not detected MDL - Method Detection Limit
RL = Reporting Limit
E = Indicates value exceeds calibration range

J = Indicates an estimated value
B = Indicates analyte found in associated method blank
N = Indicates presumptive evidence of a compound

Accutest Laboratories

Report of Analysis

Client Sample ID:	EP-12		
Lab Sample ID:	N40142-1	**Date Sampled:**	05/29/03
Matrix:	SO - Soil	**Date Received:**	05/29/03
		Percent Solids:	93.8
Project:	AK Allen, 255 East 2nd Street, Mineola, NY		

Metals Analysis

Analyte	Result	RL	Units	DF	Prep	Analyzed	By	Method	Prep Method
Arsenic	4.0	1.1	mg/kg	1	05/30/03	05/31/03	ND	SW846 6010B	SW846 3050B
Barium	<21	21	mg/kg	1	05/30/03	05/31/03	ND	SW846 6010B	SW846 3050B
Cadmium	0.83	0.53	mg/kg	1	05/30/03	05/31/03	ND	SW846 6010B	SW846 3050B
Chromium	25.7	1.1	mg/kg	1	05/30/03	05/31/03	ND	SW846 6010B	SW846 3050B
Lead	37.0 J	1.1	mg/kg	1	05/30/03	05/31/03	ND	SW846 6010B	SW846 3050B
Mercury	<0.034	0.034	mg/kg	1	05/30/03	05/30/03	ST	SW846 7471A	SW846 7471A
Selenium	<1.1	1.1	mg/kg	1	05/30/03	05/31/03	ND	SW846 6010B	SW846 3050B
Silver	<1.1	1.1	mg/kg	1	05/30/03	05/31/03	ND	SW846 6010B	SW846 3050B

RL = Reporting Limit

Accutest Laboratories

Report of Analysis

Client Sample ID:	EP-13		
Lab Sample ID:	N40142-2	**Date Sampled:**	05/29/03
Matrix:	SO - Soil	**Date Received:**	05/29/03
		Percent Solids:	85.2
Project:	AK Allen, 255 East 2nd Street, Mineola, NY		

Metals Analysis

Analyte	Result	RL	Units	DF	Prep	Analyzed	By	Method	Prep Method
Arsenic	2.9	1.2	mg/kg	1	05/30/03	05/31/03	ND	SW846 6010B	SW846 3050B
Barium	26.2	23	mg/kg	1	05/30/03	05/31/03	ND	SW846 6010B	SW846 3050B
Cadmium	<0.58	0.58	mg/kg	1	05/30/03	05/31/03	ND	SW846 6010B	SW846 3050B
Chromium	12.4	1.2	mg/kg	1	05/30/03	05/31/03	ND	SW846 6010B	SW846 3050B
Lead	14.5 J	1.2	mg/kg	1	05/30/03	05/31/03	ND	SW846 6010B	SW846 3050B
Mercury	<0.035	0.035	mg/kg	1	05/30/03	05/30/03	ST	SW846 7471A	SW846 7471A
Selenium	<1.2	1.2	mg/kg	1	05/30/03	05/31/03	ND	SW846 6010B	SW846 3050B
Silver	<1.2	1.2	mg/kg	1	05/30/03	05/31/03	ND	SW846 6010B	SW846 3050B

RL = Reporting Limit

APPENDIX C

2815 COVERED BRIDGE ROAD, MERRICK, NEW YORK 11566
(516) 223-9761 • FAX (516) 223-0983

APPENDIX D

2815 COVERED BRIDGE ROAD, MERRICK, NEW YORK 11566
(516) 223-9761 • FAX (516) 223-0983

ACCUTEST Laboratories

50 , TB

CHAIN OF CUSTODY

2235 Route 130, Dayton NJ 08810
TEL. 732-329-0200 FAX: 732-329-3499/3480
www.accutest.com

FED-EX Tracking #:
Bottle Order Control #:
Accutest Quote #:
Accutest Job #: N40142

Client / Reporting Information

Company Name: CA Rich Consultants Inc.
Address: 17 Dupont Street
City: Plainview State: NY Zip: 11803
Project Contact: Eric Weinstock E-mail:
Phone #: (516) 576 8844
Sampler's Name: STEVE SOBSTYL

Project Information

Project Name: A.K. Allen Corp.
Street: 255 East Second St.
City: Mineola State: NY 11501
Project #: A.K. Allen
Fax #: (516) 576 0093
Client Purchase Order #: A.K. Allen EC

Requested Analysis

624 ☐ 8021 ☐ 602 ☐ PAUG ☐ 8260 ☐ BTEX ☐ MTBE ☐ TBA ☐ NAP ☐ PALG ☐
624 ☐ TCL ☐ PPL ☐ STARS ☐ MTBE ☐ 8260 ☐ TBA ☐ NAP ☐ +10 ☐ +15 ☐
625 ☐ TCL ☐ PPL ☐ STARS ☐ 8270 ☐ ABN ☐ BN ☐ PAH ☐ PADF ☐ +TICs ☐

Accutest Sample #	Field ID / Point of Collection	SUMMA # / MEOH Vial #	Collection Date	Collection Time	Sampled By	Matrix	# of bottles	HCl	MeOH	HNO3	H2SO4	NONE	Na2SO4	MEOH	ENCORE	VOC 8260 +	SVOC 8270 BN	RCRA metals	PCBs 8082	Matrix Codes / LAB USE ONLY
- 1	EP-12 ✓ ✓ ✓		5/29/03	1130	SS	SO	2									1	1	→	→	EX45, 1905!
- 2	EP-13 ✓ ✓ ✓		5/29/03	1140	SS	SO	2									1	1	→	→	445!
- 3	TB-5/29 ✓ 5/16/03, 830		5/29/03	X	Trip	WQ	2									2				

Matrix Codes: DW - Drinking Water; GW - Ground Water; WW - Water; SW - Surface Water; SO - Soil; SL - Sludge; OI - Oil; LIQ - Other Liquid; AIR - Air; SOL - Other Solid; WP - Wipe

Turnaround Time (Business Days)

☐ Std. 15 Business Days — Approved By: / Date:
☐ 10 Day *RUSH*
☐ 5 Day *RUSH*
☐ 3 Day *EMERGENCY*
☒ 2 Day *EMERGENCY*
☐ 1 Day *EMERGENCY*
☐ Other

Emergency & Rush T/A data available VIA LabLink

Data Deliverable Information

☐ Commercial "A"
☐ Commercial "B"
☐ NJ Reduced
☐ NJ Full
☐ Other _____
☐ FULL CLP
☐ NYASP Category A
☒ NYASP Category B
☐ State Forms
☐ EDD Format _____

Commercial "A" = Results Only

Comments / Remarks

RUSH 48 T.A.T
Email: Eweinstock@carichinc.com
VOC method 8260 to include
1,3,5 and 1,2,4 Trimethylbenzene

Sample Custody must be documented below each time samples change possession, including courier delivery.

Relinquished by Sampler:	Date Time:	Received by:	Relinquished by:	Date Time:	Received by:
1	5/29/03 1530	1 Michael [illegible] #7029	2 [illegible]	1755 5/29	2 M Cestone
Relinquished by: 3	Date Time:	Received by: 3	Relinquished by: 4	Date Time:	Received by: 4
Relinquished by: 5	Date Time:	Received by: 5	Custody Seal # 457 INTACT	Preserved where applicable ☐	On Ice ☐ Cooler Temp. 6

2A

ACCUTEST

N40142

NYASP Sample Log-In Summary

Lab Name: Accutest Page 1 of 1

Received by (Print Name): N CATENA Log-in Date: 5/29/03

Received by (Signature): N Catena

			NYSDEC SAMPLE #	CORRESPONDING SAMPLE TAG #	CORRESPONDING ASSIGNED LAB #	REMARKS: CONDITION OF SAMPLE SHIPMENT, ETC.
Case Number:	N/A					
SDG Number:						
SAS Number:	N/A					
REMARKS:			N/A		N40142-1	
1. Custody Seal(s)	Present/Absent* (Present circled)		N/A		-2	
	Intact/Broken (Intact circled)		N/A		-3	7B
2. Custody Seal Numbers:	457		N/A			
			N/A			
3. Chain-of-Custody Records	Present/Absent* (Present circled)		N/A			
			N/A			
4. Contract Lab Sample Inform. Sheet (CLSIS)	Present/Absent* N/A		N/A			
			N/A			
			N/A			
5. Airbill	Airbill/Sticker N/A Present/Absent*		N/A			
			N/A			
6. Airbill No.:	N/A		N/A			
			N/A			
7. Sample Tags Sample Tag Nos.	Present/Absent* N/A Listed/Not Listed on Chain-of-Custody N/A		N/A			
			N/A			
			N/A			
8. Sample Condition	Intact/Broken*/ Leaking (Intact circled)		N/A			
			N/A			
9. Does Information on custody rec., CLSIS, & sample tags agree	COC + LABELS MATCH Yes/No* (Yes circled)		N/A			
			N/A			
			N/A			
			N/A			
10. Date received at Lab:	5/29/03		N/A			
11. Time Received:	1755		N/A			
			N/A			
			N/A			
Sample Transfer						
Fraction:	See Internal					
Area #:						
By:						
On:	Chain of Custody					

* Contract BTSR and attach record of resolution

Reviewed By: ____________

Date: ____________

Logbook No.: N/A

Logbook Page No.: N/A

Form: SM10
Rev. Date: 2/2/99

Premier Environmental Services.

January 21, 2004

Diane Komar
Project Manager
Accutest Laboratories
2235 Route 130
Dayton, NJ 08810

Dear Ms. Komar,

I am currently performing the data review of the samples collected from the AK Allen Project. These samples are associated with Laboratory Project Number N40142. During the review of the data package, the following was noted:

General

The ASP Summary (p. 14) indicates that the samples are to be analyzed for VOA's/8021. The box for PCB's/8082 should be marked for the samples. Please edit and reissue this form.

Thank you in advance to your prompt response to this data issue. If there are any questions associated with the above, please do not hesitate to contact me at (516) 223-9761.

Sincerely,

Renee Cohen

Renee Cohen

Cc: Eric Weinstock – CA Rich Consultants

2815 COVERED BRIDGE ROAD, MERRICK, NEW YORK 11566
(516) 223-9761 • FAX (516) 223-0983

ACCUTEST

January 26, 2004

Ms. Renee Cohen
Premier Environmental Services Inc.
2815 Covered Bridge Road,
Merrick, NY 11566

Re: Report # N40142

Dear Ms. Renee:

Enclosed is corrected ASP samples ID form for the Accutest job N40142 as per request.

If any additional assistance is required, please contact your client services representative at (732)-329-0200.

Sincerely,

Su Chou

Su Chou
Report Production Supervisor

ACCUTEST LABORATORIES

NEW YORK STATE DEPARTMENT OF ENVIRONMENTAL CONSERVATION

SAMPLE IDENTIFICATION AND ANALYTICAL REQUIREMENT SUMMARY

Project Number: N40142

Client Name: C.A.Rich Consultants
AK Allen, 255 East 2nd Street, Mineola, NY

Customer Sample Code	Laboratory Sample ID	Analytical Requirements					
		VOA GC/MS Method 8260	BNA GC/MS Method 8270C	VOC GC Method 8021	Pest PCB Method 8082	Metals	Other PHC
EP-12	N40142-1	X	X		X	X	
EP-13	N40142-2	X	X		X	X	
TB-5/29	N40142-3	X					

Accutest Laboratories

Report of Analysis

Client Sample ID:	EP-12		
Lab Sample ID:	N40142-1	**Date Sampled:**	05/29/03
Matrix:	SO - Soil	**Date Received:**	05/29/03
Method:	SW846 8082 SW846 3550B	**Percent Solids:**	93.8
Project:	AK Allen, 255 East 2nd Street, Mineola, NY		

	File ID	DF	Analyzed	By	Prep Date	Prep Batch	Analytical Batch
Run #1	EF44025.D	1	06/02/03	SY	05/30/03	OP13915	GEF2269
Run #2							

	Initial Weight	Final Volume
Run #1	30.1 g	10.0 ml
Run #2		

PCB List

CAS No.	Compound	Result	RL	MDL	Units	Q
12674-11-2	Aroclor 1016	ND	18	12	ug/kg	
11104-28-2	Aroclor 1221	ND	18	7.0	ug/kg	
11141-16-5	Aroclor 1232	ND	18	4.1	ug/kg	
53469-21-9	Aroclor 1242	ND	18	11	ug/kg	
12672-29-6	Aroclor 1248	ND	18	11	ug/kg	
11097-69-1	Aroclor 1254	744	18	15	ug/kg	
11096-82-5	Aroclor 1260	ND	18	15	ug/kg	

CAS No.	Surrogate Recoveries	Run# 1	Run# 2	Limits
877-09-8	Tetrachloro-m-xylene	79%		12-142%
877-09-8	Tetrachloro-m-xylene	79%		12-142%
2051-24-3	Decachlorobiphenyl	86%		14-160%
2051-24-3	Decachlorobiphenyl	76%		14-160%

ND = Not detected MDL - Method Detection Limit
RL = Reporting Limit
E = Indicates value exceeds calibration range

J = Indicates an estimated value
B = Indicates analyte found in associated method blank
N = Indicates presumptive evidence of a compound

Accutest Laboratories

Report of Analysis

Client Sample ID:	EP-13		
Lab Sample ID:	N40142-2	**Date Sampled:**	05/29/03
Matrix:	SO - Soil	**Date Received:**	05/29/03
Method:	SW846 8082 SW846 3550B	**Percent Solids:**	85.2
Project:	AK Allen, 255 East 2nd Street, Mineola, NY		

	File ID	DF	Analyzed	By	Prep Date	Prep Batch	Analytical Batch
Run #1	EF44024.D	10	06/02/03	SY	05/30/03	OP13915	GEF2269
Run #2							

	Initial Weight	Final Volume
Run #1	30.2 g	10.0 ml
Run #2		

PCB List

CAS No.	Compound	Result	RL	MDL	Units	Q
12674-11-2	Aroclor 1016	ND	190	130	ug/kg	
11104-28-2	Aroclor 1221	ND	190	77	ug/kg	
11141-16-5	Aroclor 1232	ND	190	45	ug/kg	
53469-21-9	Aroclor 1242	ND	190	120	ug/kg	
12672-29-6	Aroclor 1248	ND	190	120	ug/kg	
11097-69-1	Aroclor 1254	2970	190	170	ug/kg	
11096-82-5	Aroclor 1260	ND	190	170	ug/kg	

CAS No.	Surrogate Recoveries	Run# 1	Run# 2	Limits
877-09-8	Tetrachloro-m-xylene	67%		12-142%
877-09-8	Tetrachloro-m-xylene	80%		12-142%
2051-24-3	Decachlorobiphenyl	78%		14-160%
2051-24-3	Decachlorobiphenyl	72%		14-160%

ND = Not detected MDL - Method Detection Limit
RL = Reporting Limit
E = Indicates value exceeds calibration range

J = Indicates an estimated value
B = Indicates analyte found in associated method blank
N = Indicates presumptive evidence of a compound

Premier Environmental Services.

DATA USABILTY SUMMARY REPORT (DUSR)
OF THE
AK ALLEN SITE
MINEOLA, NEW YORK

ORGANIC AND
INORGANIC ANALYSES IN
AQUEOUS AND NON-AQUEOUS
SAMPLES

ACCUTEST LABORATORIES, INC.
DAYTON, NEW JERSEY

REPORT NUMBERS:
N42697

December, 2003

Prepared for
C.A. Rich Consultants, Inc.
Plainview, New York

Prepared by
Premier Environmental Services
2815 Covered Bridge Road
Merrick, New York 11566
(516)223-9761

NYS DEC Data Usability Summary Report

DATA VALIDATION FOR:	**Volatile Organic Analyses, Base Neutral Semivolatile Organic Analyses, Polychlorinated Biphenyl Analyses**
SITE:	**AK Allen Mineola, NY**
CONTRACT LAB:	**Accutest Laboratories, Inc. Dayton, New Jersey**
REVIEWER:	**Renee Cohen**
DATE REVIEW COMPLETED:	**January, 2004**
MATRIX:	**Aqueous and Non-Aqueous**

The data validation was performed according to the guidelines in the described in the New York State Department of Environmental Conservation, Division of Environmental Remediation, Guidance for the Development of Data Usability Summary Reports (DUSR). In addition the data was been reviewed using the protocol specified in the NYS Analytical Services Protocol ('95).

All data are considered valid and acceptable except those analytes which have been rejected "R" (unreliable/unusable). Due to various QC problems some analytes may have been qualified with a "J" (estimated), "N" (presumptive evidence for the presence of the material, "U" (non-detect), or "JN" (presumptive evidence for the presence of the material at an estimated value) flag. All actions are detailed on the attached sheets.

Several factors should be noted for all persons using this data. Persons using this data should be aware that no result is guaranteed to be accurate even if it has passed all QC tests. The main purpose of this review is to appropriately qualify outliers and to determine whether the results presented meet the specific site/project criteria for data quality and data use.

This data assessment includes twenty-seven (27) soils and one (1) Trip Blank and one (1) Field Blank sample collected June 30, 2003 and July 1, 2003. Eleven (11) soil samples the Trip Blank and Field Blank sample were reviewed/validated in this DUSR report. The validated samples are summarized in Table 1 of this report. All of the samples were shipped to Accutest Laboratories, located in Dayton, New Jersey. The samples were received at the laboratory on July 2, 2003. All samples were received in good condition. The samples were analyzed for Volatile Organic Analytes (EPA Method 8260), Base Neutral Semivolatile Organic Analytes (BN SVOA-EPA Method 8270) and Polychlorinated Biphenyl's (PCB's) (EPA Method 8082) as specified on the Chain of Custody (COC) documentation that accompanied the samples to the laboratory. A copy of the COC documents associated with each data set is located in Appendix C of this report. Appendix D of this report includes the correspondence between this data validator and Accutest Laboratories that is associated with this data set. In addition, a number of the samples were analyzed for RCRA Metals. The inorganic data review is located in the Inorganic Data Usability Summary Report.

DATA USABILITY SUMMARY REPORT (DUSR)
AK ALLEN SITE

1. OVERVIEW:

The soil and aqueous samples associated with this data set were submitted to the laboratory for the analyses requested on the Chain of Custody (COC) documentation. The samples were analyzed for the organic analytes using EPA Test Methods for the Evaluation of Solid Waste (SW 846), Method 8260/8270/8082. The laboratory provided a deliverables package in accordance with the guidelines in the NYSDEC ASP, Rev '95, Category B.

Eleven (11) soil samples, one (1) Trip Blank one (1) Field Blank sample were reviewed. The samples were collected June 30, 2003 and July 1, 2003. The samples were received at the laboratory on July 2, 2003. Each was reviewed for the parameters listed on Chain of Custody documents that accompanied the data set to the laboratory. All of the soil and aqueous samples chosen for validation were analyzed for Volatile Organic Analytes. Nine (9) of the soil and the Field Blank sample were reviewed for Base Neutral Semivolatile Organic Analytes. Ten (10) of the soil samples and the Field Blank sample were reviewed for Polychlorinated Biphenyl (PCB) Analytes.

2. HOLDING TIME:

The amount of an analyte in a sample can change with time due to chemical instability, degradation, volatilization, etc. If the specified holding time is exceeded, the data may not be valid. Preserved volatile organic analyses are required to be analyzed within 10 days of validated time of sample receipt (VTSR) in accordance with the NYSDEC ASP, Rev '95. The technical holding time for properly preserved aqueous and non-aqueous samples is 14 days from collection. Base Neutral Semivolatile Organic and Polychlorinated Biphenyl samples are to be prepared/extracted within five (5) days of validated time of sample receipt (VTSR) in accordance with the NYSDEC ASP, Rev '95. The technical holding time for properly samples is to prepare the aqueous samples within 7 days of collection and the soil samples within fourteen days of collection.

Volatile Organic Analyses

The validated soil and aqueous samples in this data set were analyzed for Volatile Organic Analytes. All sample analyses and associated QC samples were analyzed within the ten (10) days of VTSR.

Base Neutral Semivolatile Organic Analyses

Nine (9) soil samples and the Field Blank sample were validated in this data set. The soil samples were extracted in one (1) batch on July 3, 2003 and one (1) batch on July 7, 2003. The aqueous Field Blank sample was prepared on July 3, 2003. The validated samples were prepared and analyzed within the NYS DEC ASP holding time.

Polychlorinated Biphenyl Analyses

Ten (10) soil samples and one (1) aqueous Field Blank sample were validated in this data set. The reviewed soil samples were prepared in three (3) batches on July 2, 2003, July 3, 2003 and July 7, 2003. The Field Blank sample was prepared on July 3, 2003. All of the validated samples in this data set were prepared and analyzed within the NYS DEC ASP holding time.

DATA USABILITY SUMMARY REPORT (DUSR)
AK ALLEN SITE

3. SURROGATES:

All samples are spiked with surrogate compounds prior to sample preparation to evaluate the overall laboratory performance and the efficiency of the analytical technique. If the measured surrogate concentrations are outside the QC limits, qualifiers were applied to the effected samples.

Volatile Organic Analyses – Each sample was spiked with the surrogate compounds 1,2-Dichloroethane-d4, 4-Bromofluorobenzene, Toluene-d8 and Dibromofluoromethane. In-house surrogate recovery limits were reported by the laboratory. The percent recovery of each surrogate met QC criteria in each of the validated samples in this data set with the exception of 4-Bromofluorobenzene in samples SB-2 (24-28'), SB-3A (24-28') and SB-4 (24-28'). The recoveries were higher than the QC limits reported. Each of these samples was reanalyzed at a dilution due to the concentration of target analytes detected. All surrogate recoveries met QC criteria in each of the reanalyses, therefore, no action was taken based on the surrogate outliers.

Base Neutral Semivolatile Organic Analyses – Each sample was spiked with the base neutral surrogate compounds Nitrobenzene-d5, 2-Fluorobiphenyl and Terphenyl-d14. The percent recovery of each surrogate met QC criteria in each of the validated sample analyses in this data set with the exception of Terphenyl-d14 in samples SB-3 (24-28) (149%) and SB4 (24-28) (143%). These recoveries are slightly above the QC limit. The method allows for one surrogate per fraction to exceed QC limits, therefore, no action was taken based on this outlier alone.

Polychlorinated Biphenyl Analyses - Each sample was spiked with the surrogate compounds Tetrachloro-m-xylene and Decachlorobiphenyl. In-house surrogate recovery limits were reported by the laboratory.

The percent recovery of Tetrachloro-m-xylene (TCMX) exceeded QC criteria in sample SB-2 (24-28'). The recovery was low on one column and acceptable on the other in the initial analysis. The sample was reanalyzed on July 10, 2003. All surrogate recoveries met QC criteria in the reanalysis. No action was taken based on the results of the surrogate recovery.

DATA USABILITY SUMMARY REPORT (DUSR)
AK ALLEN SITE

4. MATRIX SPIKE/SPIKE DUPLICATE, MS/MSD:

The MS/MSD data are generated to determine the long term precision and accuracy of the analytical method in various matrices. The MS/MSD may be used in conjunction with other QC criteria for additional qualification of data. The laboratory used the in-house generated recovery criteria and RPD (precision) data for reporting purposes.

Volatile Organic Analyses

Sample EP-39 was utilized for the site-specific MS/MSD analysis. All recoveries met QC criteria with the exception of 2-Butanone (40%), Chlorobenzene (56%), Ethylbenzene (53%), Tetrachloroethane (28%), 1,3,5-Trimethylbenzene (45%) in the matrix spike sample. All RPD's met QC criteria with the exception of Carbon Tetrachloride (21%), Tetrachloroethene (37%), Trichloroethene (19%) and 1,3,5-Trimethylbenzene (24%).

One (1) soil and one (1) aqueous Matrix Spike/Matrix Spike Duplicate sample (Batch QC) are also associated with the reviewed/validated samples associated with this data set. Data was not qualified based on the percent recovery and relative percent difference in batch QC sample data.

Base Neutral Semivolatile Organic Analyses

Sample EP-39 (N42697-3) was utilized for the soil MS/MSD analyses associated with the validated samples. All percent recoveries met QC criteria in the MS and MSD sample. All Relative Percent Differences met QC criteria with the exception of 4-Nitroaniline (28%). Sample data has not been qualified based on the Relative Percent Difference (RPD) of 4-Nitroanailine in the soil MS/MSD sample.

Batch QC was utilized for the validated soil samples prepared on July 7, 2003. All Percent Recoveries and Relative Percent Differences met QC criteria in the Batch QC sample MS/MSD.

Batch QC was utilized for the aqueous MS/MSD sample set. Data was not qualified based on the percent recoveries and RPD in Batch QC data.

Polychlorinated Biphenyl Analyses

Soil sample EP-38 (N42697-1) was utilized for one batch (prep-July 3, 2003) of the soil MS/MSD analyses. The percent recovery of Aroclor 1260 and Aroclor 1260 met QC criteria in this MS/MSD analysis.

Additional batch QC was utilized for the soil MS/MSD sample set used for the other validated samples. Data was not qualified based on the recoveries and RPD in Batch QC data.

Batch QC was utilized for the aqueous MS/MSD sample set. Data was not qualified based on the recoveries and RPD in Batch QC data.

DATA USABILITY SUMMARY REPORT (DUSR)
AK ALLEN SITE

5. BLANK SPIKE ANALYSIS:

The NY ASP protocol requires that a blank spike analysis be performed with each sample batch. The blank spike analysis is used to insure that the analytical system is in control. The laboratory applied in-house recovery limits for each analyte.

Volatile Organic Analytes

The laboratory reported a blank spike sample with each MS/SMD sample set. All recoveries in the Blank Spike samples associated with this data set met QC criteria.

Base Neutral Semivolatile Organic Analytes

The laboratory performed two (2) soil blank spike analyses with this data set. The blank sample was spiked with all reported analytes. All spike recoveries in the blank spike samples met QC criteria with the exception of Carbazole in Blank Spike prepared July 8, 2003. The recovery of this analytes was above the acceptable limit. This analyte met QC criteria in the site-specific MS/MSD analysis. No action was taken based on the recovery of Carbazole in the blank spike sample.

One aqueous blank spike analysis is associated with this data set. All recoveries met QC criteria in this blank spike sample.

Polychlorinated Biphenyl Analyses

Four (4) Blank Spike analyses are associated with the validated samples in this data set. The samples were spiked with Aroclor 1016 and Aroclor 1260. All spike recoveries in each of the blank spike samples met QC criteria.

DATA USABILITY SUMMARY REPORT (DUSR)
AK ALLEN SITE

6. BLANK CONTAMINATION:

Quality assurance (QA) blanks, such as the method, trip, field, or rinse blanks are prepared to identify any contamination that may have been introduced into the samples during sample preparation or field activity. Method blanks measure laboratory contamination. Trip blanks measure cross-contamination of samples during shipment. Field blanks measure cross-contamination of samples during field operations. Samples are then qualified based on blank contamination when detected.

A) Method Blank contamination

Volatile Organic Analyses

Five (5) soil method blanks are associated with the validated samples in this data set. Each was free from contamination of target analytes. Carbon Dioxide was detected in each of the method blank samples. When detected in the associated validated samples, it has been negated and qualified "U".

Qualified data result pages are located in Appendix B of this report.

One (1) aqueous method blank is associated with the validated samples in this data set. This method blank was free from contamination of target analytes

Base Neutral Semivolatile Organic Analyses

Two (2) soil and one (1) aqueous method blank sample is associated with the validated samples in this data set. The soil method blank (prepared July 8, 2003) analyzed on Instrument F was free from contamination of all target analytes. Aldol Condensation Products (ACP) and system artifacts at retention time 4:26 and 4:97 minutes were detected in the method blank sample. These analytes when detected in associated validated samples at concentrations within ten (10) times that detected in the method blank, have been negated. The soil blank (prepared July 8, 2003) was free from contamination of all target analytes with the exception of Diethyl phthalate (347 ug/kg). Aldol Condensation Products (ACP) and system artifacts as well as one unknown TIC was reported in this method blank sample. Dietheyl phthalate and the unknown TIC compound were not detected in the associated validated sample analyses. The ACP's and system artifiacts when detected in associated validated samples at concentrations within ten (10) times that detected in the method blank, have been negated

The aqueous method blank was free from contamination of target analytes. One Aldol Condensation Product (ACP) was detected at retention time 4.81 was detected. When detected in the associated Field Blank sample it was negated.

Qualified data result pages are located in Appendix B of this report.

Polychlorinated Biphenyl Analyses

Three (3)) soil and one (1) aqueous method blank is associated with the validated samples in this data set. Each was free from contamination of all target analytes.

DATA USABILITY SUMMARY REPORT (DUSR)
AK ALLEN SITE

6. BLANK CONTAMINATION (cont'd)

B) Field Blank contamination

Volatile Organic Analyses

The Field Blank sample (FB-7/1) sample was free from contamination of target analytes.

Base Neutral Semivolatile Organic Analyses

The Field Blank sample (FB-7/1) was free from contamination of target analytes.

Polychlorinated Biphenyl Analyses

The Field Blank sample (FB-7/1) was free from contamination of target analytes.

C) Trip Blank contamination

Volatile Organic Analyses

The Trip Blank sample (TB-7/1) was free from contamination of all target analytes.

DATA USABILITY SUMMARY REPORT (DUSR)
AK ALLEN SITE

7. GC/MS CALIBRATION:

Satisfactory instrument calibration is established to ensure that the instrument is capable of producing acceptable quantitative data. An initial calibration demonstrates that the instrument is capable of giving acceptable performance at the beginning of an experimental sequence. The continuing calibration verifies that the instrument is giving satisfactory daily performance. USEPA data validation criteria is the same for all analytes in both GC/MS Volatile and GC/MS Semivolatile Organic analyses, therefore, all text discussion is for VOA and SVOA samples analyses.

A) RESPONSE FACTOR

The response factor measures the instrument's response to specific chemical compounds. USEPA data review requires that the response factor of all analytes be greater than or equal to 0.05 in both initial and continuing calibration analyses. A value less than 0.05 indicates a serious detection and quantitation problem (poor sensitivity). USEPA data validation criteria states that if the minimum RRF criteria is not met in an initial calibration the positive results are qualified "J". Non detect results in the initial calibration with a RRF <0.05 are qualified "R", unusable. If RRF criteria is not met in the continuing calibration curve analysis, effected positive analytes will be qualified "J" estimated. Those analytes not detected are not qualified. The SW-846 Methods cite specific analytes known as System Performance Check Compounds (SPCC). Minimum response criteria is set for these analytes. If the minimum criteria is not met, analyses must stop and the source of problems must be found and corrected. Data associated with this set has been reviewed for the criteria in the cited in the EPA Method and the USEPA criteria.

Volatile Organic Analyses

Four (4) initial calibration curves are associated with the validated samples in this data set. The laboratory performed an initial multi-level calibration on June 30, 2003 (Inst. G/soil), July 8, 2003 (Inst. G/soil), July 7, 2003 (Inst. S/soil) and June 13, 2003 (Inst. X/aqueous). The RRF for all target compounds met QC criteria in each of the initial calibration curves.

One (1) soil continuing calibration standard is associated with the initial calibration on Instrument G(6/30/03). All response factors of the target analytes met QC criteria in this continuing calibration standard analysis.

Two (2) soil continuing calibration standard is associated with the initial calibration on Instrument G(7/8/03). All response factors of the target analytes met QC criteria in this continuing calibration standard analysis.

Three (3) soil continuing calibration standard is associated with the initial calibration on Instrument S. All response factors of the target analytes met QC criteria in each of these continuing calibration standard analyses.

One (1) aqueous continuing calibration standard is associated with the initial calibration on Instrument X. The response factor of all target analytes met QC criteria in this continuing calibration standard analysis.

DATA USABILITY SUMMARY REPORT (DUSR)
AK ALLEN SITE

7. GC/MS CALIBRATION :

A) RESPONSE FACTOR (cont'd)

Base Neutral Semivolatile Organic Analyses

Two (2) initial calibration curves are associated with the validated samples in this data set. The laboratory performed the initial multi level calibration on July 7, 2003 (Inst. F). The RRF for all target compounds met QC criteria in each of the initial calibration curves.

Three (3) continuing calibration standards are associated with this data set. All response factor of the target analytes met QC criteria in each of the continuing calibration standard analyses.

The laboratory performed the initial multi level calibration on June 16, 2003 (Inst. R). The RRF for all target compounds met QC criteria in each of the initial calibration curves.

Two (2) continuing calibration standards are associated with this data set. All response factor of the target analytes met QC criteria in each of the continuing calibration standard analyses.

DATA USABILITY SUMMARY REPORT (DUSR)
AK ALLEN SITE

7. GC/MS CALIBRATION :

B) PERCENT RELATIVE STANDARD DEVIATION (RSD) AND PERCENT DIFFERENCE (%D):

Percent RSD is calculated from the initial calibration and is used to indicate the stability of the specific compound response factor over increasing concentration. Percent D compares the response factor of the compounds in the continuing calibration standard to the mean response factor (RRF) from the initial calibration. Percent D is a measure of the instrument's daily performance. Region II data validation criteria states that the percent RSD of the initial calibration curve must be less than or equal to 30%. The %D must be <25% in the continuing calibration standard. This criteria has been applied to all target analytes. A value outside of these limits indicates potential detection and quantitation errors. For these reasons, all positive results are flagged as estimated, "J" and non-detects may be flagged "UJ", based on professional judgement. If %RSD and %D grossly exceed QC criteria (>90%), non-detects data may be qualified "R", unuseable. Data associated with this set has been reviewed for the criteria in the cited in the USEPA Data Validation Guidelines.

Volatile Organic Analyses

Three (3) soil and one (1) aqueous initial calibration curves are associated with this data set. The laboratory performed initial multi level calibrations on June 30, 2003 (Inst.G), July 8, 2003 (Inst G), July 7, 2003 (Inst. S) and June 13, 2003 (Inst. X). The %RSD for all target compounds met QC criteria in these initial calibration curves with the exception of the following:

Date	Instrument	Analyte	RSD (%)
6/30/03	G	Carbon Tetrachloride	32.87
7/8/03	G	Acetone	33.66
6/13/03	X	2-Butanone	25.36

These analytes have been qualified "UJ/J" estimated in each of the validated samples associated with the effected calibration curve.

Qualified data result pages are located in Appendix B of this report.

One (1) soil continuing calibration standard (Inst G, 6/30/03) is associated with this data set. All % Difference criteria were met for all target analytes in the continuing calibration standard analysis.

Two (2) soil continuing calibration standard (Inst G, 7/8/03) is associated with this data set. All % Difference criteria were met for all target analytes in the continuing calibration standard analysis.

Three (3) soil continuing calibration standards (Inst S) are associated with this data set. All % Difference criteria were met for all target analytes reported in each of the continuing calibration standard analyses.

One (1) aqueous continuing calibration standard (Inst X) is associated with this data set. All % Difference criteria were met for all target analytes in the continuing calibration standard analysis.

DATA USABILITY SUMMARY REPORT (DUSR)
AK ALLEN SITE

7. GC/MS CALIBRATION:

B) PERCENT RELATIVE STANDARD DEVIATION (RSD) AND PERCENT DIFFERENCE (%D) (cont'd)

Base Neutral Semivolatile Organic Analyses

Two (2) initial calibration curves are associated with the validated samples in this data set. The laboratory performed the initial multi level calibration on July 7, 2003 (Inst. F). The %RSD criteria was met for all target compounds met QC criteria in each of the initial calibration curves with the exception of Hexachlorocyclopentadiene (37.32%) in the Instrument F curve. This analyte has been qualified "UJ/J" estimated in all samples reported from the InstrumentF curve.

Three (3) continuing calibration standards are associated with this data set. All %Difference/Deviation criteria was met for the target analytes in each of the continuing calibration standard analyses associated with the validated samples in this data set.

The laboratory performed the initial multi level calibration on June 16, 2003 (Inst. R). The %RSD for all target compounds met QC criteria in this initial calibration curve analysis.

Two (2) continuing calibration standards are associated with this data set. All percent difference criteria of the target analytes met QC criteria in each of the continuing calibration standard analyses.

8. GC CALIBRATION

GC Calibration of the PCB's was performed in accordance with the USEPA SW846 method. All analyses are performed using a single injection with a splitter and dual column (ZB1-ZB-1701) analysis. This included the analysis of a six-point calibration curve of Aroclor 1260 and Aroclor 1016. The Aroclor calibration factors and retention time windows are established. The %RSD of each peak must be less than 20% in the initial calibration curve analysis. One (1) single mid-level calibration standard was analyzed for each of the other Aroclors reported. Continuing calibration is performed after each ten (10) field samples. %Deviation is calculated. Review of continuing calibration standard is performed. Data qualifiers were applied when QC criteria was not met. Instrument and calibration criteria are then summarized on laboratory generated forms that were included in the data report for review.

Four (4) initial calibration curves are associated with this data set. The initial calibration curve analyses were analyzed June 30, 2003, July 1, 2003, July 7, 2003 and July 10, 2003. All initial calibration data associated with the validated samples met QC criteria in terns of response factor and %RSD.

Continuing calibration standards bracket the validated samples associated with this data set. All QC criteria were met in each of the continuing calibration standard analyses.

DATA USABILITY SUMMARY REPORT (DUSR)
AK ALLEN SITE

9. GC/MS MASS SPECTROMETER TUNING:

Tuning and performance criteria are established to ensure adequate mass resolution, proper identification of compounds, and to some degree, sufficient instrument sensitivity. These criteria are not sample specific. Instrument performance is determined using standard materials. Therefore, these criteria should be met in all circumstances. The tuning standard for volatile organics is Bromofluorobenzene (BFB). The tuning compound for semivolatile organic analyses is decafluorotriphenylphosphine (DFTPP). If the mass calibration is in error, or missing, all associated data will be classified as unusable, "R".

Volatile Organic Analyses/Base Neutral Semivolatile Organic Analyses – All Instrument Tuning criteria was met for these sample analyses.

10. GC/MS INTERNAL STANDARDS PERFORMANCE:

Internal standard (IS) performance criteria ensure that the GC/MS sensitivity and response are stable during every run. The method recommends that the internal standard area count must not vary by more than a factor of 2 (-50%to +100%) from the associated continuing calibration standard. The method recommends that the retention time of the internal standard must not vary more than ±30 seconds from the associated continuing calibration standard. The EPA CLP validation guidelines state that if the area count is outside the (-50% to +100%) range of the associated standard, all of the positive results for compounds quantitated using that IS are qualified estimated, "J", and all non-detects below 50% are qualified "UJ", non detects above 100% should not be qualified or "R" if there is a severe loss of sensitivity. The internal standard evaluation criteria are applied to all field and QC samples.

Volatile Organic Analyses

All samples were fortified with the internal standards Tert Butyl Alcohol-d9, Pentafluorobenzene, 1,4-Difluorobenzene, Chlorobenzene-d5 and 1,4-Dichlorobenzene-d4. All internal standard area criteria were met for the validated samples in this data set with the exception of the following:

Sample ID	Internal Standard
SB-3 (24-28')	Chlorobenzene-d5
SB-3A (24-28')	Chlorobenzene-d5
SB-4 (24-28')	Chlorobenzene-d5

These samples were reanalyzed and reported with further dilution. All Internal Standard QC criteria were met in the additional analyses associated with this data set. All target analytes associated with and reported that are associated with Chlorobenzene-d5 have been qualified "UJ/J" estimated on the data result pages.

Qualified data result pages are located in Appendix B of this report.

DATA USABILITY SUMMARY REPORT (DUSR)
AK ALLEN SITE

10. GC/MS INTERNAL STANDARDS PERFORMANCE (cont'd)

Base Neutral Semivolatile Organic Analyses

The validated samples were fortified with the internal standards 1,4-Dichlorobenzene-d4, Naphthalene-d8, Acenaphthene-d10, Phenanthrene-d10, Chrysene-d12 and Perylene-d12. All Internal Standard QC criteria were met for the validated samples in this data set with the exception of that listed below.

Sample ID	Internal Standard
SB-2 (24-28')	Perylene-d12
SB-3 (24-28')	Chrysene-d12, Perylene-d12
SB-3 (36-40')	Phenanthrene-d10, Perylene-d12
SB-3A (24-28')	Perylene-d12
SB-4 (24-28')	Pehnanthrene-d10, Chrysene-d12, Perylene-d12

Each of these samples was reanalyzed at a dilution. All internal standard area counts met QC criteria in the reanalysis. The matrix interference was reduced in the reanalysis, however, all sample data was reported from the initial analysis, therefore all target analytes associated with the Internal Standards that did not meet QC criteria in the reported analysis have been qualified "UJ/J" estimated in these samples.

Qualified data result pages are located in Appendix B of this report.

Sample ID	Internal Standard
SB-36 (0-12")	Perylene-d12

This sample was reanalyzed to confirm the matrix interference. All sample data was reported from the initial analysis, therefore all target analytes associated with the Internal Standards that did not meet QC criteria in the reported analysis have been qualified "UJ/J" estimated in this sample.

Qualified data result pages are located in Appendix B of this report.

DATA USABILITY SUMMARY REPORT (DUSR)
AK ALLEN SITE

11. COMPOUND IDENTIFICATION:

Target compounds are identified on the GC/MS by using the analyte's relative retention time (RRT) and by comparison to the ion spectra obtained from known standards. For the results to be a positive hit, the sample peak must be within ± 0.06 RRT units of the standard compound, and have an ion spectra which has a ratio of the primary and secondary ion intensities with 20% of that in the standard compound. Target compounds are identified on the GC by using the analytes retention time. Concentration is quantitated from the initial calibration curve.

Volatile Organic Analyses

All of the soil samples reported the VOA 8260 analytes specified on the COC documents. In addition, the analytes 1,2,4-Trimethylbenzene and 1,3,5-Trimethylbenzene were reported. A Library Search was performed and reported with all samples in this data set. The laboratory reported the target analytes to the determined method detection limit. All validated samples were analyzed and reported without dilution except where noted below. All soil sample data was reported on a dry weight basis.

Sample SB-2 (24-28") was initially analyzed on July 3, 2003 without dilution. All Internal Standard area counts met QC criteria in this analysis. A number of target analytes were reported above the calibration range of the instrument and were reanalyzed at a dilution. This chromatogram exhibited matrix interference. The dilution analysis was performed July 8, 2003. A methanol extraction was performed and reported. This utilized a 1:50 time dilution. 1,1-Dichloroethene (94.4 J ug/kg), 1,1-Dichloroethane (2750 ug/kg) and Trichloroethene (12800 ug/kg) were reported within the calibration range. The sample was further diluted (1:500) due to the concentration of Tetrachloroethene (88400 ug/kg) on July 10, 2003. The TIC compounds are reported from the initial analysis (7/3/03).

Sample SB-3 (24-28") was initially analyzed without on July 3, 2003. The Internal Standard Chlorobenzene-d5 exceeded QC criteria. The sample was reanalyzed with dilution on July 10, 2003. The dilution was due to the matrix interference exhibited in the chromatogram as well as the concentration of some target analytes that exceeded the calibration range of the instrument. The reanalysis was used to report the concentration of Tetrachloroethene (41800 ug/kg), 1,1,1-Trichloroethane (27700 ug/kg) and Trichloroethene (19100 ug/kg). All Internal Standard areas met QC criteria in the dilution analysis. The target analytes reported, that are associated with Chlorobenzene-d5 have been qualified "UJ/J" estimated on data result pages.

Sample SB-3 (36-40") was initially analyzed without dilution on July 3, 2003. The concentration of Tetrachloroethene exceeded the calibration range of the instrument. The sample was reanalyzed at a 1:5 dilution on July 10, 2003. Tetrachloroethene was reported at a concentration of 424 ug/kg in the reanalysis. Late eluting matrix interference was exhibited in these sample chromatograms.

Sample SB-3A (24-28") was initially analyzed without dilution on July 3, 2003. The concentration of Tetrachloroethene exceeded the calibration range of the instrument. The sample was reanalyzed at a 1:5 dilution on July 10, 2003. Tetrachloroethene was reported at a concentration of 678 ug/kg in the reanalysis. The Internal standard Chlorobenzene-d5 exceeded QC criteria in the initial analysis. All Internal Standard QC criteria were met in the 1:5 dilution. Target analytes associated with this Internal Standard from the initial analysis have been qualified "UJ/J" estimated.

DATA USABILITY SUMMARY REPORT (DUSR)
AK ALLEN SITE

11. COMPOUND IDENTIFICATION (cont'd):

Volatile Organic Analyses (cont'd)

Sample SB-4 (24-28") was initially analyzed without on July 3, 2003. The Internal Standard Chlorobenzene-d5 exceeded QC criteria. The sample was reanalyzed with a methanol extraction/dilution (1:250) dilution on July 10, 2003. The dilution was due to the concentration of target analytes detected in the sample. In addition the Internal Standard Chlorobenzene-d5 exceeded QC criteria. All Internal Standard QC criteria was met in the dilution analysis. The dilution was necessary due to the concentration of 1,1-Dichloroethane (6240 ug/kg), Tetrachloroethene (36400 u/kg), 1,1,1-Trichloroethane (31400 ug/kg) and Trichloroethene (30300 ug/kg) detected in this soil sample. Target analytes associated with this Internal Standard from the initial analysis have been qualified "UJ/J" estimated.

Base Neutral Semivolatile Organic Analyses

The validated soil sample was prepared and analyzed in accordance with the method cited. Tentatively Identified Compounds (TIC's) were reported for each sample. The validated sample was reported without dilution except where noted below. Soil sample results are reported on a dry weight basis.

Sample EP-39 was analyzed without dilution however, matrix interference was observed in the chromatogram in the form of a hump. All internal standard area counts met QC criteria in this initial analysis. A number of unknown TIC compounds were detected in this sample (12170 ug/kg).

Sample SB-2 (24-28') was analyzed using 5 grams of sample. The laboratory extraction log indicated that the sample was "Black Dirt" and noted as a "bad sample" on this logbook page. The minimal sample volume elevated the laboratory reporting limit. Benzo(a)anthracene (286 J ug/kg), Chrysene (806 ug/kg) and bis(2-Ethylhexyl) phthalate (3490 ug/kg) were detected in this sample. A number of TIC analytes (231900 ug/kg) were detected in this sample analysis. The Internal Standard Perylene-d12 exceeded QC criteria in the initial analysis. All internal standard area counts met QC criteria in the reanalysis. The reanalysis of the sample, using an additional five (5) time dilution, confirmed the matrix interference, the 'hump" was reduced. Sample data was reported from the initial analysis. All target analytes associated with Perylene-d12 have been qualified "UJ/J" estimated in accordance with the validation guidelines.

Sample SB-3 (24-28') was analyzed using 5 grams of sample. The laboratory extraction log indicated that the sample was "Black Dirt" and noted as a "bad sample" on this logbook page. The minimal sample volume elevated the laboratory reporting limit. Benzo(g,h,i)perylene (1210 ug/kg), Chrysene (1370 ug/kg), bis(2-Ethylhexyl) phthalate (2910 ug/kg), Indeno(1,2,3-cd)pyrene (958 ug/kg) and Pyrene(3020 ug/kg)were detected in this sample. A number of unknown TIC analytes (230500 ug/kg) were detected in this sample analysis. The Internal Standards Chrysene-12 and Perylene-d12 exceeded QC criteria in the initial analysis. All internal standard area counts met QC criteria in the reanalysis. The reanalysis of the sample, using an additional five (5) time dilution, confirmed the matrix interference, the 'hump" was reduced. Sample data was reported from the initial analysis. All target analytes associated with Chrysene-d12 and Perylene-d12 have been qualified "UJ/J" estimated in accordance with the validation guidelines.

DATA USABILITY SUMMARY REPORT (DUSR)
AK ALLEN SITE

11. COMPOUND IDENTIFICATION (cont'd)

Base Neutral Semivolatile Organic Analyses

Sample SB-3 (36-40") was initially analyzed without dilution however, matrix interference was observed in the chromatogram in the form of a "hump". Target analytes were not detected in this analysis. A number of unknown TIC compounds were detected in this sample (26010 ug/kg). The area counts of the internal standards Phenanthrene-d10 and Perylene-d12 exceeded QC criteria. The sample was reanalyzed using a 1:5 dilution. This reduced the matrix interference (hump) and all internal standard area counts met QC criteria. Sample data was reported from the initial analysis. All target analytes associated with Phenathrene-d10 and Perylene-d12 have been qualified "UJ/J" estimated in accordance with the validation guidelines.

Sample SB-3A (24-28") was initially analyzed without dilution however, matrix interference was observed in the chromatogram in the form of a "hump". The laboratory extraction log indicated that the sample was "Black Dirt" on this logbook page. Acenaphthylene (34.4 J ug/kg), Anthracene (408 ug/kg), Benzo(a)anthracene (307 ug/kg), Benzo(a)pyrene (716 ug/kg), Benzo(b)fluoranthene (478 ug/kg), Benzo(g,h,i)perylene (360 ug/kg), Benzo(k)fluoranthene (159 ug/kg), Carbazole (177 ug/kg), Chrysene (750 ug/kg), Dibenzofuran (32.9 J ug/kg), Fluoranthene (160 ug/kg), Fluorene (44.6 J ug/kg), 2-Methylnaphthalene (59.9 J ug/kg), Naphthalene (29.1 J ug/kg), Phenanthrene (221 ug/kg) and Pyrene (551 ug/kg) were detected in this sample. A number of unknown TIC analytes (11540 ug/kg) were detected in this sample analysis. The area counts of the internal standards Perylene-d12 exceeded QC criteria. The sample was reanalyzed using a 1:5 dilution. Comparable analyte data was reported in the dilution analysis. The 1:5 dilution did reduced the matrix interference (hump) and all internal standard area counts met QC criteria. Sample data was reported from the initial analysis. All target analytes associated with the internal standardPerylene-d12 have been qualified "UJ/J" estimated in accordance with the validation guidelines.

Sample SB-4 (24-28') was analyzed using 5 grams of sample. The laboratory extraction log indicated that the sample was "Black Dirt" and noted as a "bad sample" on this logbook page. The minimal sample volume elevated the laboratory reporting limit. Benzo(g,h,i)perylene (939 ug/kg), bis(2-Ethylhexyl) phthalate (2320 ug/kg), Fluoranthene (704 ug/kg), and Pyrene(2230 ug/kg)were detected in this sample. A number of unknown TIC analytes (728000 ug/kg) were detected in this sample analysis. The Internal Standards Phenanthrene-d10, Chrysene-12 and Perylene-d12 exceeded QC criteria in the initial analysis. All internal standard area counts met QC criteria in the reanalysis. The reanalysis of the sample, using an additional five (5) time dilution, confirmed the matrix interference, the 'hump" was reduced. Sample data was reported from the initial analysis. All target analytes associated with Phenanthrene-d10, Chrysene-d12 and Perylene-d12 have been qualified "UJ/J" estimated in accordance with the validation guidelines.

Sample SB-36 (0-12") was extracted on July 7, 2003. The Internal Standard Perylene-d12 exceeded QC criteria in the initial analysis. All internal standard area counts confirmed matrix interference in the reanalysis. All target analytes associated with Perylene-d12 have been qualified "UJ/J" estimated in accordance with the validation guidelines.

DATA USABILITY SUMMARY REPORT (DUSR)
AK ALLEN SITE

11. COMPOUND IDENTIFICATION (cont'd)

Polychlorinated Biphenyl Analyses

Samples were prepared and analyzed in accordance with the method cited. All samples were initially analyzed without dilution except where noted below. All of the sample extracts were Alumina cleaned prior to sample analysis in order to reduce any matrix interference. Soil sample data results are reported on a dry weight basis.

Sample SB-2 (24-28") due to the concentration of Aroclor 1254 detected the sample was reanalyzed at a 1:10 dilution. Aroclor was detected at a concentration of 41500 ug/kg in the 1:10 dilution analysis. A review of the results from both the primary and secondary column indicate good precision. Tetrachloro-m-xylene exceeded QC limits in the initial sample analysis due to the high concentration of the target analyte detected. All surrogate recoveries met QC criteria in the 1:10 analysis.

Sample SB-3 (24-28") extracted with less sample due to the oily nature of the sample. The extraction log indicated that less sample volume was utilized. This elevated the detection limit that was to be reported. Any additional dilutions further raised the reporting limit of the sample. The sample was initially analyzed without additional dilution, however, due to the concentration of Aroclor 1254 detected the sample was reanalyzed at a 1:20 dilution. Aroclor was detected at a concentration of 91700 ug/kg in the 1:20 dilution analysis. A review of the results from both the primary and secondary column indicate good precision.

Sample SB-3 (36-40") was initially analyzed without dilution, however, due to the concentration of Aroclor 1254 detected the sample was reanalyzed at a 1:20 dilution. Aroclor was detected at a concentration of 10300 ug/kg in the 1:20 dilution analysis. A review of the results from both the primary and secondary column indicate good precision.

Sample SB-3A (24-28") was initially analyzed without dilution, however, due to the concentration of Aroclor 1254 detected the sample was reanalyzed at a 1:10 dilution. Aroclor was detected at a concentration of 4250 ug/kg in the 1:10 dilution analysis. A review of the results from both the primary and secondary column indicate good precision.

Sample SB-4 (24-28") extracted with less sample due to the oily nature of the sample. The extraction log indicated that less sample volume was utilized. This elevated the detection limit that was to be reported. Any additional dilutions further raised the reporting limit of the sample. The sample was initially analyzed without additional dilution, however, however, due to the concentration of Aroclor 1254 detected the sample was reanalyzed at a 1:10 dilution. Aroclor was detected at a concentration of 63300 ug/kg in the 1:10 dilution analysis. A review of the results from both the primary and secondary column indicate good precision.

Sample SB-36 (0-12") was prepared with less sample due to the oily nature of the sample. The extraction log indicated that less sample volume was utilized. This elevated the detection limit that was to be reported. Target analytes were not reported for this sample point.

12. OVERALL ASSESSMENT:

Analytical QC criteria was met for these analyses. The data reported agrees with the raw data provided in the final report. The laboratory provided a complete data package and reported all data using acceptable protocols and laboratory qualifiers as defined in the report package. All soil sample data was reported on a dry weight basis.

The data provided for this data set is acceptable for use, with the noted data qualifiers.

NYS DEC Data Usability Summary Report

DATA VALIDATION FOR:	**RCRA Metals**
SITE:	**AK Allen** **Mineola, NY**
CONTRACT LAB:	**Accutest Laboratories** **Dayton, New Jersey**
REVIEWER:	**Renee Cohen**
DATE REVIEW COMPLETED:	**January, 2004**
MATRIX:	**Non-Aqueous, Aqueous**

This data assessment is for nine (9) soil samples and one (1) Field Blank sample collected June 30, 2003 and July 1, 2003. The validated samples are summarized in Table 1 of this report. All of the samples were collected and shipped to Accutest Laboratories, located in Dayton, New Jersey. The validated samples were received at the laboratory on July 2, 2003. The COC indicated which samples were to be analyzed for Metals. A copy of the COC documents associated with the data set is located in Appendix C of this report. These samples were analyzed for organic target analytes, the data review associated with the organic analyses is located in the Organic Data Usability Report (DUSR).

The data evaluation was performed according to the guidelines noted in the "National Functional Guidelines for Inorganic Data Review, February 1994 and the NYSDEC ASP. A Data Usability Summary Report (DUSR) has been prepared in accordance with the guidelines of the New York State Division of Environmental Remediation.

Several factors should be noted for all persons using this data. Persons using this data should be aware that no result is guaranteed to be accurate even if it has passed all QC tests. The main purpose of this review is to appropriately qualify outliers and to determine whether the results presented meet the specific site/project criteria for data quality and data use.

Table 1 of this report contains a cross reference between the Field Sample ID's and the Laboratory Sample ID's.

Appendix A of this Data Usability Summary Report (DUSR) contains a summary of the data qualifiers that may be used in the report. Appendix B contains the qualified data result pages. Appendix C contains the Chain of Custody (COC) documents associated with this data set.

DATA USABILITY SUMMARY REPORT (DUSR)
AK ALLEN SITE

1. OVERVIEW

Samples associated with this site were collected June 30, 2003 and July 1, 2003 and shipped to Accutest Laboratories, Inc. The samples were received at the laboratory on July 2, 2003. A total of twenty-seven (27) soil samples, one (1) Field Blank and one (1) Trip Blank sample were collected during this sampling event. The nine (9) soil samples and the Field Blank sample was reviewed. A list of the reviewed samples is located in Table 1 of this report.

2. HOLDING TIME

The amount of an analyte in a sample can change with time due to chemical instability, degradation, volatilization, etc. If the specified holding time is exceeded, the data may not be valid. Metals with the exception of Mercury, are required to be digested and analyzed within 180 days of Verified Time of Sample Receipt (VTSR). Mercury samples are to be digested and analyzed within 26 days of VTSR.

All sample analyses associated with Project ID: N42697 were prepared/digested and analyzed within the proper holding time.

3. CALIBRATION ANALYSIS

Inductively Coupled Plasma (ICP) was utilized for these analyses. The ICP was calibrated using a single point standard as required by the manufacturer. An initial calibration verification (ICV) standard was then analyzed to verify instrument calibration. The validated samples in this data set were analyzed in three (3) analytical sequences. These sequences were analyzed on July 9, 2003, July 10, 2003 and July 11, 2003. Recoveries of all ICV standards associated with each analytical sequence met QC criteria. One continuing calibration verification (CCV) standard was then analyzed after each ten (10) field samples. All CCV percent recoveries met QC criteria in each of the analytical sequences. All QC criteria were met in each of the ICV and CCV standards associated with these sequences.

Analysis for Cold Vapor Mercury is calibrated using multi point standards and calculating the correlation coefficient of the curve. One of the calibrations standards must be analyzed at the CRDL. The analytical sequences associated with the validated samples in this data set were performed July 8, 2003 and July 9, 2003. The initial calibration of the instrument met QC criteria on each day of analysis. Continuing calibration standard analysis was performed using a mid point standard and calculating the concentration of the standard in terms of recovery from the initial calibration curve. All continuing calibration analyses associated with the validated samples in this data set met QC criteria.

4. CRDL STANDARD

The CRDL standard is used for the verification of instrument linearity near the CRDL. The CRDL standard control limits are 80%-120% recovery. If the CRDL standard falls outside of the control limits, associated data less than or equal to the 10X the CRDL are qualified estimated (J or UJ) or rejected (R) depending on the recovery of the CRDL standard and the concentration of the analyte in the sample. If the recovery of the CRDL standard is greater than 120% and the result is above the reporting limit the data results were qualified "K" biased high. If the recovery of the CRDL standard is greater than 120% and the result is reported ND, the data results are acceptable and no qualification is applied.

The ICP CRDL standards associated with the soil sequence analyzed July 9, 2003 met QC criteria with the exception of Arsenic (129%) and Selenium (129%). This CRDL standard does not bracket the validated samples or QC samples in this data set, therefore sample data was not qualified. All other CRDL standards associated with these validated samples met QC criteria.

5. INTERFERENCE CHECK STANDARD

The Interference Check Standard (ICS) is used to verify the laboratory interelement and background correction factors of the ICP. Two solutions comprise the ICS A and ICS AB. Solution A consists of the interferent metals while solution AB is the group of target analytes and the interferents metals. An ICS analysis consists of analyzing both solutions consecutively for all wavelengths used for each analyte reported by ICP.

The ICSA and ICSAB recoveries associated with each of the ICP analytical sequences met QC criteria.

6. MATRIX SPIKE/MATRIX SPIKE DUPLICATE (MS/MSD) ANALYSIS

The spike sample analysis provides information about the effect of the sample matrix upon the digestion and measurement methodology. The spike control limits are 75%-125% when the sample concentration is less than four (4) times the spike added. If the matrix spike recoveries fall in the range of 30%-74%, the sample results are may be biased low and are qualified as estimated (J or UJ). If the matrix spike recoveries fall in the range of 126%-200%, sample results may be biased high. Positive results are qualified estimated (J). If the spike recovery is greater than 125% and the reported sample results are less than the IDL the data point is acceptable for use. If the matrix spike recovery is greater than 200%, the associated sample data are unusable and are rejected (R). If matrix spike results are less than 30%, the associated non-detect results are qualified unusable and rejected (R), and the results reported above the IDL are qualified estimated (J).

ICP MS/MSD analysis was performed on soil sample EP-39. All Percent Recoveries in the MS sample met QC criteria. The recovery of Chromium was slightly higher in the MSD (125.9%) sample. Chromium was detected in all of the validated soil samples. Chromium has been qualified "J" estimated in the soil samples in this data set. All RPD's in the soil MS/MSD sample set met QC criteria for sample EP-39.

Qualified data result pages are located in Appendix B of this report.

ICP MS/MSD for the aqueous Field Blank sample was batch QC. Data was not qualified based batch QC recoveries and RPD's.

Blank spike sample analysis was prepared with each digestion batch. The blank spike was fortified with all analytes of interest. All spike recoveries met QC criteria in each of the blank spike samples.

The validated samples were prepared for CVAA Mercury analysis in two (2) batches. Batch QC was utilized for the sample prepared on July 2, 2003. Data was not qualified based on the recoveries in Batch QC samples. Sample EP-40 was utilized for the MS/MSD analysis in the batch prepared on July 8, 2003. All recoveries and Relative Percent Differences met QC criteria.

Blank spike sample analysis was also prepared with each digestion batch. The blank spike was fortified with Mercury. The Mercury recovery met QC criteria in each of the blank spike samples.

7. POST DIGESTION SPIKE ANALYSIS

The post digestion spike sample analysis provides additional information about the effect of the sample matrix upon the digestion and measurement methodology. The post digestion spike is performed for each analyte that the pre-digestion spike recovery falls outside the 75-125% control limit.

Accutest Laboratories utilized the MS and Duplicate analyses for data reporting. Post digestion spike analysis was not performed. Data was not qualified based on this anamoly.

8. DUPLICATE SAMPLE ANALYSIS

The laboratory duplicate sample analysis is used to evaluate the laboratory precision of the method for each analyte. If the duplicate sample analysis results for a particular analyte fall outside the control windows of 20% RPD or +/- CRDL, whichever is appropriate depending upon the concentration of the sample, the associated sample results are qualified "J" estimated.

Accutest Laboratories did not perform sample duplicate analysis, however, matrix spike analysis was performed in duplicate. The Relative Percent Difference (RPD) of the MS and MSD analysis was reviewed. All soil RPD results met QC criteria in each of the digestion batches associated with this data set for both ICP and CVAA Mercury analyses.

9. ICP SERIAL DILUTION

The serial dilution analysis indicates whether significant physical or chemical interference's exist due to the sample matrix. If the concentration of any analyte in the original sample is greater than 50 times the instrument detection limit (IDL), an analysis of a 5-fold dilution samples must yield results which have a percent difference (%D) of less than or equal to 10 with the original sample results. If the %D of the serial dilution exceeds the 10% (and is not greater than 100%) for a particular analyte, all the associated sample results are qualified estimated (J).

Soil sample EP-39 was utilized for the serial dilution analysis. All serial dilution results met QC criteria in this soil sample analysis. Batch QC was utilized for the aqueous batch serial dilution analysis. All serial dilution results met QC criteria in this batch QC sample analysis as well.

10. BLANKS

Blank analyses are assessed to determine the existence and magnitude of contamination problems. The criteria for the evaluation of blanks applies to all blanks, including but not limited to reagent blanks, method blanks and field blanks. The responsibility for action in the case of an unsuitable blank result depends upon the circumstances and the origin of the blank itself. If the problem with any blank exists, then all associated data must be carefully evaluated to determine whether there is inherent variability in the data for that case, or the problem is an isolated occurrence not affecting other data.

ICP Metals – The samples in this data set was prepared in one (1) batch on July 7, 2003 for soil samples. The aqueous sample was prepared in one (1) batch on July 6, 2003. Target analytes were not detected in either method blank sample.

Mercury Analyses – The validated samples in this data set was prepared in two (2) batches on July 8, 2003 (soil) and July 9, 2003 (aqueous). Each of the method blank samples was free from contamination of Mercury.

All continuing calibration blanks associated with the analytical sequences met QC with the exception of Cadmium in CCB1 in the ICP sequence analyzed July 9, 2003. The RSD between readings was higher than QC limits. All soil samples that reported Cadmium were reanalyzed in the ICP sequence July 10, 2003. All CCB criteria was met in this analytical sequence. Cadmium in the effected samples was reported from the sequence analyzed July 10, 2003.

11. LABORATORY CONTROL SAMPLE ANALYSIS (LCS)

The laboratory control sample (LCS) analysis provides information about the efficiency of the laboratory digestion procedure. If the recovery of any analyte is outside the established control limits, then laboratory performance and method accuracy are in question. Professional judgment is used to determine of data should be qualified or rejected.

Accutest Laboratories prepared and analyzed an LCS sample with each of the soil digestion batches associated with this data set. Commercial percent recoveries were used for the review of soil LCS data. All soil LCS recoveries met QC limits in each of the ICP and Mercury digestion batches associated with this data set.

12. INSTRUMENT QC DATA

The laboratory is required by the method to perform specific instrument verification tests on a specific timeframe. Based on a review of the QC summary forms included in the data report, Accutest Laboratories performed the required studies specified by the method.

13. SYSTEM PERFORMANCE AND OVERALL ASSESSMENT

This data set included the review of analysis of nine (9) soil and one (1) Field Blank sample. The RCRA list of metals was reported for each soil sample. The Field Blank sample reported the Target Analyte List (TAL) of Compounds. All sample data was reported in accordance with the cited method. All RCRA metals results were reported without additional dilution. Soil sample results are reported on a dry weight basis. The data associated with this data set is acceptable for use with the noted data qualifiers. Data qualifiers have been applied to this data set based on the guidelines in the cited EPA documents. A description of the qualifiers and decision for them is detailed in the above report.

TABLE 1

2815 COVERED BRIDGE ROAD, MERRICK, NEW YORK 11566
(516) 223-9761 • FAX (516) 223-0983

Premier Environmental Services.

CLIENT SAMPLE ID	LABORATORY SAMPLE ID
EP-38	N42697-1
EP-39	N42697-3
SB-2 (24-28')	N42697-19
SB-3 (24-28')	N42697-20
SB-3 (36-40')	N42697-21
SB-3A (24-28')	N42697-22
SB-4 (24-28')	N42697-23
FD-1(E) U	N42697-24
FD-1(S) U	N42697-25
SB-36 (0-12")	N42697-26
SB-37 (0-12")	N42697-27
FB-7/1	N42697-28
TB-7/1	N42697-29

2815 COVERED BRIDGE ROAD, MERRICK, NEW YORK 11566
(516) 223-9761 • FAX (516) 223-0983

APPENDIX A

2815 COVERED BRIDGE ROAD, MERRICK, NEW YORK 11566
(516) 223-9761 • FAX (516) 223-0983

DATA QUALIFIER DEFINITIONS

U - The analyte was analyzed for, but was not detected above the reported sample quantitation limit.

J - The analyte was positively identified; the associated numerical value is the approximate concentration of the analyte in the sample.

N - The analysis indicates the presence of an analyte for which there is presumptive evidence to make a "tentative identification."

NJ - The analysis indicates the presence of an analyte that has been "tentatively identiifed" and the associated numerical value represents its approximate concentration.

UJ - The analyte was not detected above the reported sample quantitation limit. However, the reported quantitation limit is approximate and may or may not represent the actual limit of quantitation necessary to accurately and precisely measure the analyte in the sample.

R - The sample results are unreliable/unuseable. The presence or absence of the analyte cannot be verified.

K – The analyte is present. The reported value may be biased high. The actual value is expected to be lower than reported.

L - The analyte is present. The reported value may be biased low. The actual value is expected to be higher than reported.

UL – The analyte was not detected, and the reported quantitation limit is probably higher than reported.

2815 COVERED BRIDGE ROAD, MERRICK, NEW YORK 11566
(516) 223-9761 • FAX (516) 223-0983

APPENDIX B

2815 COVERED BRIDGE ROAD, MERRICK, NEW YORK 11566
(516) 223-9761 • FAX (516) 223-0983

Accutest Laboratories

Report of Analysis

Client Sample ID:	EP-38		
Lab Sample ID:	N42697-1	**Date Sampled:**	07/01/03
Matrix:	SO - Soil	**Date Received:**	07/02/03
Method:	SW846 8260B	**Percent Solids:**	96.5
Project:	AK Allen, 255 East 2nd Street, Mineola, NY		

	File ID	DF	Analyzed	By	Prep Date	Prep Batch	Analytical Batch
Run #1	G60879.D	1	07/03/03	SJM	n/a	n/a	VG3302
Run #2							

	Initial Weight
Run #1	4.7 g
Run #2	

VOA TCL List

CAS No.	Compound	Result	RL	MDL	Units	Q
67-64-1	Acetone	ND	11	7.7	ug/kg	
71-43-2	Benzene	ND	1.1	0.23	ug/kg	
75-27-4	Bromodichloromethane	ND	5.5	0.36	ug/kg	
75-25-2	Bromoform	ND	5.5	0.67	ug/kg	
74-83-9	Bromomethane	ND	5.5	0.87	ug/kg	
78-93-3	2-Butanone (MEK)	ND	11	4.0	ug/kg	
75-15-0	Carbon disulfide	ND	5.5	1.9	ug/kg	
56-23-5	Carbon tetrachloride	ND UJ	5.5	1.2	ug/kg	
108-90-7	Chlorobenzene	ND	5.5	1.1	ug/kg	
75-00-3	Chloroethane	ND	5.5	1.4	ug/kg	
67-66-3	Chloroform	ND	5.5	0.46	ug/kg	
74-87-3	Chloromethane	ND	5.5	0.69	ug/kg	
124-48-1	Dibromochloromethane	ND	5.5	0.29	ug/kg	
75-34-3	1,1-Dichloroethane	ND	5.5	0.36	ug/kg	
107-06-2	1,2-Dichloroethane	ND	5.5	0.63	ug/kg	
75-35-4	1,1-Dichloroethene	ND	5.5	0.44	ug/kg	
156-59-2	cis-1,2-Dichloroethene	ND	5.5	0.37	ug/kg	
156-60-5	trans-1,2-Dichloroethene	ND	5.5	0.37	ug/kg	
78-87-5	1,2-Dichloropropane	ND	5.5	0.85	ug/kg	
10061-01-5	cis-1,3-Dichloropropene	ND	5.5	0.31	ug/kg	
10061-02-6	trans-1,3-Dichloropropene	ND	5.5	0.22	ug/kg	
100-41-4	Ethylbenzene	ND	1.1	0.15	ug/kg	
591-78-6	2-Hexanone	ND	5.5	0.75	ug/kg	
108-10-1	4-Methyl-2-pentanone(MIBK)	ND	5.5	1.3	ug/kg	
75-09-2	Methylene chloride	ND	5.5	0.55	ug/kg	
100-42-5	Styrene	ND	5.5	1.1	ug/kg	
79-34-5	1,1,2,2-Tetrachloroethane	ND	5.5	0.47	ug/kg	
127-18-4	Tetrachloroethene	ND	5.5	0.25	ug/kg	
108-88-3	Toluene	ND	1.1	0.75	ug/kg	
71-55-6	1,1,1-Trichloroethane	ND	5.5	0.33	ug/kg	
79-00-5	1,1,2-Trichloroethane	ND	5.5	0.43	ug/kg	
79-01-6	Trichloroethene	ND	5.5	0.24	ug/kg	

ND = Not detected MDL - Method Detection Limit
RL = Reporting Limit
E = Indicates value exceeds calibration range

J = Indicates an estimated value
B = Indicates analyte found in associated method blank
N = Indicates presumptive evidence of a compound

Report of Analysis

Client Sample ID:	EP-38		
Lab Sample ID:	N42697-1	**Date Sampled:**	07/01/03
Matrix:	SO - Soil	**Date Received:**	07/02/03
Method:	SW846 8260B	**Percent Solids:**	96.5
Project:	AK Allen, 255 East 2nd Street, Mineola, NY		

VOA TCL List

CAS No.	Compound	Result	RL	MDL	Units	Q
95-63-6	**1,2,4-Trimethylbenzene**	ND	5.5	0.30	ug/kg	
108-67-8	**1,3,5-Trimethylbenzene**	ND	5.5	0.31	ug/kg	
75-01-4	Vinyl chloride	ND	5.5	0.45	ug/kg	
1330-20-7	Xylene (total)	ND	2.2	0.49	ug/kg	

CAS No.	Surrogate Recoveries	Run# 1	Run# 2	Limits
1868-53-7	Dibromofluoromethane	79%		71-117%
17060-07-0	1,2-Dichloroethane-D4	65%		62-124%
2037-26-5	Toluene-D8	87%		78-115%
460-00-4	4-Bromofluorobenzene	101%		73-127%

CAS No.	Tentatively Identified Compounds	R.T.	Est. Conc.	Units	Q
124-38-9	Carbon dioxide	2.74	~~200~~ U	ug/kg	~~JNB~~
	Total TIC, Volatile		0	ug/kg	

ND = Not detected MDL - Method Detection Limit
RL = Reporting Limit
E = Indicates value exceeds calibration range

J = Indicates an estimated value
B = Indicates analyte found in associated method blank
N = Indicates presumptive evidence of a compound

Accutest Laboratories

Report of Analysis

Client Sample ID:	EP-39		
Lab Sample ID:	N42697-3	**Date Sampled:**	07/01/03
Matrix:	SO - Soil	**Date Received:**	07/02/03
Method:	SW846 8260B	**Percent Solids:**	76.7
Project:	AK Allen, 255 East 2nd Street, Mineola, NY		

	File ID	DF	Analyzed	By	Prep Date	Prep Batch	Analytical Batch
Run #1	G60876.D	1	07/03/03	SJM	n/a	n/a	VG3302
Run #2							

	Initial Weight
Run #1	4.8 g
Run #2	

VOA TCL List

CAS No.	Compound	Result	RL	MDL	Units	Q
67-64-1	Acetone	ND	14	9.5	ug/kg	
71-43-2	Benzene	ND	1.4	0.28	ug/kg	
75-27-4	Bromodichloromethane	ND	6.8	0.44	ug/kg	
75-25-2	Bromoform	ND	6.8	0.83	ug/kg	
74-83-9	Bromomethane	ND	6.8	1.1	ug/kg	
78-93-3	2-Butanone (MEK)	ND	14	5.0	ug/kg	
75-15-0	Carbon disulfide	ND	6.8	2.3	ug/kg	
56-23-5	Carbon tetrachloride	ND UJ	6.8	1.5	ug/kg	
108-90-7	Chlorobenzene	ND	6.8	1.4	ug/kg	
75-00-3	Chloroethane	ND	6.8	1.8	ug/kg	
67-66-3	Chloroform	ND	6.8	0.56	ug/kg	
74-87-3	Chloromethane	ND	6.8	0.85	ug/kg	
124-48-1	Dibromochloromethane	ND	6.8	0.36	ug/kg	
75-34-3	1,1-Dichloroethane	ND	6.8	0.44	ug/kg	
107-06-2	1,2-Dichloroethane	ND	6.8	0.77	ug/kg	
75-35-4	1,1-Dichloroethene	ND	6.8	0.55	ug/kg	
156-59-2	cis-1,2-Dichloroethene	ND	6.8	0.46	ug/kg	
156-60-5	trans-1,2-Dichloroethene	ND	6.8	0.46	ug/kg	
78-87-5	1,2-Dichloropropane	ND	6.8	1.0	ug/kg	
10061-01-5	cis-1,3-Dichloropropene	ND	6.8	0.39	ug/kg	
10061-02-6	trans-1,3-Dichloropropene	ND	6.8	0.28	ug/kg	
100-41-4	Ethylbenzene	ND	1.4	0.18	ug/kg	
591-78-6	2-Hexanone	ND	6.8	0.93	ug/kg	
108-10-1	4-Methyl-2-pentanone(MIBK)	ND	6.8	1.6	ug/kg	
75-09-2	Methylene chloride	ND	6.8	0.67	ug/kg	
100-42-5	Styrene	ND	6.8	1.3	ug/kg	
79-34-5	1,1,2,2-Tetrachloroethane	ND	6.8	0.57	ug/kg	
127-18-4	Tetrachloroethene	18.9	6.8	0.30	ug/kg	
108-88-3	Toluene	ND	1.4	0.93	ug/kg	
71-55-6	1,1,1-Trichloroethane	ND	6.8	0.40	ug/kg	
79-00-5	1,1,2-Trichloroethane	ND	6.8	0.53	ug/kg	
79-01-6	Trichloroethene	ND	6.8	0.29	ug/kg	

ND = Not detected MDL - Method Detection Limit
RL = Reporting Limit
E = Indicates value exceeds calibration range

J = Indicates an estimated value
B = Indicates analyte found in associated method blank
N = Indicates presumptive evidence of a compound

Report of Analysis

Client Sample ID:	EP-39		
Lab Sample ID:	N42697-3	**Date Sampled:**	07/01/03
Matrix:	SO - Soil	**Date Received:**	07/02/03
Method:	SW846 8260B	**Percent Solids:**	76.7
Project:	AK Allen, 255 East 2nd Street, Mineola, NY		

VOA TCL List

CAS No.	Compound	Result	RL	MDL	Units	Q
95-63-6	**1,2,4-Trimethylbenzene**	ND	6.8	0.37	ug/kg	
108-67-8	**1,3,5-Trimethylbenzene**	ND	6.8	0.39	ug/kg	
75-01-4	Vinyl chloride	ND	6.8	0.55	ug/kg	
1330-20-7	Xylene (total)	ND	2.7	0.61	ug/kg	

CAS No.	Surrogate Recoveries	Run# 1	Run# 2	Limits
1868-53-7	Dibromofluoromethane	82%		71-117%
17060-07-0	1,2-Dichloroethane-D4	69%		62-124%
2037-26-5	Toluene-D8	87%		78-115%
460-00-4	4-Bromofluorobenzene	102%		73-127%

CAS No.	Tentatively Identified Compounds	R.T.	Est. Conc.	Units	Q
124-38-9	Carbon dioxide	2.82	~~420~~ U	ug/kg	~~JNB~~
	Total TIC, Volatile		0	ug/kg	

ND = Not detected MDL - Method Detection Limit
RL = Reporting Limit
E = Indicates value exceeds calibration range

J = Indicates an estimated value
B = Indicates analyte found in associated method blank
N = Indicates presumptive evidence of a compound

Accutest Laboratories

Report of Analysis

Client Sample ID:	SB-2 (24-28")		
Lab Sample ID:	N42697-19	**Date Sampled:**	06/30/03
Matrix:	SO - Soil	**Date Received:**	07/02/03
Method:	SW846 8260B	**Percent Solids:**	75.8
Project:	AK Allen, 255 East 2nd Street, Mineola, NY		

	File ID	DF	Analyzed	By	Prep Date	Prep Batch	Analytical Batch
Run #1	G60887.D	1	07/03/03	SJM	n/a	n/a	VG3302
Run #2	S49907.D	1	07/08/03	KNV	n/a	n/a	VS1758
Run #3	S49981.D	1	07/10/03	KNV	n/a	n/a	VS1761

	Initial Weight	Final Volume	Methanol Aliquot
Run #1	4.1 g		
Run #2	5.1 g	5.0 ml	100 ul
Run #3	5.1 g	5.0 ml	10.0 ul

VOA TCL List

CAS No.	Compound	Result	RL	MDL	Units	Q
67-64-1	Acetone	ND	16	11	ug/kg	
71-43-2	Benzene	2.2	1.6	0.33	ug/kg	
75-27-4	Bromodichloromethane	ND	8.0	0.53	ug/kg	
75-25-2	Bromoform	ND	8.0	0.98	ug/kg	
74-83-9	Bromomethane	ND	8.0	1.3	ug/kg	
78-93-3	2-Butanone (MEK)	ND	16	5.9	ug/kg	
75-15-0	Carbon disulfide	ND	8.0	2.7	ug/kg	
56-23-5	Carbon tetrachloride	ND U J	8.0	1.8	ug/kg	
108-90-7	Chlorobenzene	ND	8.0	1.6	ug/kg	
75-00-3	Chloroethane	ND	8.0	2.1	ug/kg	
67-66-3	Chloroform	12.5	8.0	0.67	ug/kg	
74-87-3	Chloromethane	ND	8.0	1.0	ug/kg	
124-48-1	Dibromochloromethane	ND	8.0	0.43	ug/kg	
75-34-3	1,1-Dichloroethane	2750 [a]	320	21	ug/kg	
107-06-2	1,2-Dichloroethane	56.2	8.0	0.92	ug/kg	
75-35-4	1,1-Dichloroethene	94.4 [a]	320	26	ug/kg	J
156-59-2	cis-1,2-Dichloroethene	332	8.0	0.54	ug/kg	
156-60-5	trans-1,2-Dichloroethene	19.2	8.0	0.54	ug/kg	
78-87-5	1,2-Dichloropropane	ND	8.0	1.2	ug/kg	
10061-01-5	cis-1,3-Dichloropropene	ND	8.0	0.46	ug/kg	
10061-02-6	trans-1,3-Dichloropropene	ND	8.0	0.33	ug/kg	
100-41-4	Ethylbenzene	ND	1.6	0.22	ug/kg	
591-78-6	2-Hexanone	ND	8.0	1.1	ug/kg	
108-10-1	4-Methyl-2-pentanone(MIBK)	ND	8.0	1.9	ug/kg	
75-09-2	Methylene chloride	54.4	8.0	0.80	ug/kg	
100-42-5	Styrene	ND	8.0	1.6	ug/kg	
79-34-5	1,1,2,2-Tetrachloroethane	ND	8.0	0.68	ug/kg	
127-18-4	Tetrachloroethene	88400 [b]	3200	140	ug/kg	
108-88-3	Toluene	17.9	1.6	1.1	ug/kg	
71-55-6	1,1,1-Trichloroethane	54800 [b]	3200	190	ug/kg	

ND = Not detected MDL - Method Detection Limit
RL = Reporting Limit
E = Indicates value exceeds calibration range

J = Indicates an estimated value
B = Indicates analyte found in associated method blank
N = Indicates presumptive evidence of a compound

Report of Analysis

Client Sample ID:	SB-2 (24-28")		
Lab Sample ID:	N42697-19	**Date Sampled:**	06/30/03
Matrix:	SO - Soil	**Date Received:**	07/02/03
Method:	SW846 8260B	**Percent Solids:**	75.8
Project:	AK Allen, 255 East 2nd Street, Mineola, NY		

VOA TCL List

CAS No.	Compound	Result	RL	MDL	Units	Q
79-00-5	1,1,2-Trichloroethane	144	8.0	0.62	ug/kg	
79-01-6	Trichloroethene	12800 [a]	320	14	ug/kg	
95-63-6	**1,2,4-Trimethylbenzene**	ND	8.0	0.44	ug/kg	
108-67-8	**1,3,5-Trimethylbenzene**	ND	8.0	0.46	ug/kg	
75-01-4	Vinyl chloride	ND	8.0	0.66	ug/kg	
1330-20-7	Xylene (total)	ND	3.2	0.72	ug/kg	

CAS No.	Surrogate Recoveries	Run# 1	Run# 2	Run# 3	Limits
1868-53-7	Dibromofluoromethane	80%	91%	92%	71-117%
17060-07-0	1,2-Dichloroethane-D4	71%	91%	92%	62-124%
2037-26-5	Toluene-D8	85%	101%	101%	78-115%
460-00-4	4-Bromofluorobenzene	114%	116%	97%	73-127%

CAS No.	Tentatively Identified Compounds	R.T.	Est. Conc.	Units	Q
124-38-9	Carbon dioxide	2.76	~~500~~ U	ug/kg	~~JNB~~
	unknown	13.75	160	ug/kg	J
	cycloalkane/alkene	18.16	80	ug/kg	J
	alkane	18.53	51	ug/kg	J
	alkane	18.78	99	ug/kg	J
	alkane	19.10	95	ug/kg	J
	alkene	19.42	170	ug/kg	J
	cycloalkane/alkene	20.26	64	ug/kg	J
	alkane	20.95	80	ug/kg	J
	alkane	24.84	58	ug/kg	J
	alkane	25.74	53	ug/kg	J
	Total TIC, Volatile		910	ug/kg	J

(a) Result is from Run# 2
(b) Result is from Run# 3

ND = Not detected MDL - Method Detection Limit
RL = Reporting Limit
E = Indicates value exceeds calibration range

J = Indicates an estimated value
B = Indicates analyte found in associated method blank
N = Indicates presumptive evidence of a compound

Accutest Laboratories

Report of Analysis

Client Sample ID:	SB-3 (24-28")		
Lab Sample ID:	N42697-20	**Date Sampled:**	06/30/03
Matrix:	SO - Soil	**Date Received:**	07/02/03
Method:	SW846 8260B	**Percent Solids:**	81.0
Project:	AK Allen, 255 East 2nd Street, Mineola, NY		

	File ID	DF	Analyzed	By	Prep Date	Prep Batch	Analytical Batch
Run #1	G60888.D	1	07/03/03	SJM	n/a	n/a	VG3302
Run #2	S49982.D	1	07/10/03	KNV	n/a	n/a	VS1761

	Initial Weight	Final Volume	Methanol Aliquot
Run #1	4.1 g		
Run #2	5.1 g	5.0 ml	20.0 ul

VOA TCL List

CAS No.	Compound	Result	RL	MDL	Units	Q
67-64-1	Acetone	ND	15	10	ug/kg	
71-43-2	Benzene	ND	1.5	0.31	ug/kg	
75-27-4	Bromodichloromethane	ND	7.5	0.49	ug/kg	
75-25-2	Bromoform	ND	7.5	0.92	ug/kg	
74-83-9	Bromomethane	ND	7.5	1.2	ug/kg	
78-93-3	2-Butanone (MEK)	ND	15	5.5	ug/kg	
75-15-0	Carbon disulfide	ND	7.5	2.6	ug/kg	
56-23-5	Carbon tetrachloride	ND UJ	7.5	1.6	ug/kg	
108-90-7	Chlorobenzene	ND	7.5	1.5	ug/kg	
75-00-3	Chloroethane	ND	7.5	2.0	ug/kg	
67-66-3	Chloroform	3.7	7.5	0.63	ug/kg	J
74-87-3	Chloromethane	ND	7.5	0.95	ug/kg	
124-48-1	Dibromochloromethane	ND	7.5	0.40	ug/kg	
75-34-3	1,1-Dichloroethane	422	7.5	0.49	ug/kg	
107-06-2	1,2-Dichloroethane	22.3	7.5	0.86	ug/kg	
75-35-4	1,1-Dichloroethene	104	7.5	0.61	ug/kg	
156-59-2	cis-1,2-Dichloroethene	25.8	7.5	0.51	ug/kg	
156-60-5	trans-1,2-Dichloroethene	5.9	7.5	0.51	ug/kg	J
78-87-5	1,2-Dichloropropane	ND	7.5	1.2	ug/kg	
10061-01-5	cis-1,3-Dichloropropene	ND	7.5	0.43	ug/kg	
10061-02-6	trans-1,3-Dichloropropene	ND	7.5	0.31	ug/kg	
100-41-4	Ethylbenzene	ND	1.5	0.20	ug/kg	
591-78-6	2-Hexanone	ND	7.5	1.0	ug/kg	
108-10-1	4-Methyl-2-pentanone(MIBK)	ND	7.5	1.8	ug/kg	
75-09-2	Methylene chloride	99.0	7.5	0.75	ug/kg	
100-42-5	Styrene	ND	7.5	1.5	ug/kg	
79-34-5	1,1,2,2-Tetrachloroethane	ND UJ	7.5	0.64	ug/kg	
127-18-4	Tetrachloroethene	41800 [a]	1500	68	ug/kg	
108-88-3	Toluene	ND	1.5	1.0	ug/kg	
71-55-6	1,1,1-Trichloroethane	27700 [a]	1500	90	ug/kg	
79-00-5	1,1,2-Trichloroethane	18.5	7.5	0.58	ug/kg	
79-01-6	Trichloroethene	19100 [a]	1500	65	ug/kg	

ND = Not detected MDL - Method Detection Limit
RL = Reporting Limit
E = Indicates value exceeds calibration range

J = Indicates an estimated value
B = Indicates analyte found in associated method blank
N = Indicates presumptive evidence of a compound

Report of Analysis

Client Sample ID:	SB-3 (24-28")		
Lab Sample ID:	N42697-20	**Date Sampled:**	06/30/03
Matrix:	SO - Soil	**Date Received:**	07/02/03
Method:	SW846 8260B	**Percent Solids:**	81.0
Project:	AK Allen, 255 East 2nd Street, Mineola, NY		

VOA TCL List

CAS No.	Compound	Result	RL	MDL	Units	Q
95-63-6	**1,2,4-Trimethylbenzene**	ND U J	7.5	0.41	ug/kg	
108-67-8	**1,3,5-Trimethylbenzene**	ND U J	7.5	0.43	ug/kg	
75-01-4	Vinyl chloride	ND	7.5	0.61	ug/kg	
1330-20-7	Xylene (total)	ND	3.0	0.67	ug/kg	

CAS No.	Surrogate Recoveries	Run# 1	Run# 2	Limits
1868-53-7	Dibromofluoromethane	77%	91%	71-117%
17060-07-0	1,2-Dichloroethane-D4	62%	90%	62-124%
2037-26-5	Toluene-D8	81%	100%	78-115%
460-00-4	4-Bromofluorobenzene	225% [b]	96%	73-127%

CAS No.	Tentatively Identified Compounds	R.T.	Est. Conc.	Units	Q
124-38-9	Carbon dioxide	2.82	~~910~~ U	ug/kg	~~JNB~~
	unknown	13.75	83	ug/kg	J
	cycloalkane/alkene	14.51	53	ug/kg	J
	cycloalkane/alkene	17.85	38	ug/kg	J
	cycloalkane/alkene	18.16	75	ug/kg	J
	cycloalkane/alkene	18.81	53	ug/kg	J
	alkane	19.09	100	ug/kg	J
	alkene	19.43	91	ug/kg	J
	cycloalkane/alkene	20.25	54	ug/kg	J
	Naphthalene decahydro	23.12	75	ug/kg	J
	alkane	25.73	31	ug/kg	J
	Total TIC, Volatile		653	ug/kg	J

(a) Result is from Run# 2
(b) Outside control limits due to matrix interference.

ND = Not detected MDL - Method Detection Limit
RL = Reporting Limit
E = Indicates value exceeds calibration range

J = Indicates an estimated value
B = Indicates analyte found in associated method blank
N = Indicates presumptive evidence of a compound

Accutest Laboratories

Report of Analysis

Client Sample ID:	SB-3 (36-40")		
Lab Sample ID:	N42697-21	**Date Sampled:**	06/30/03
Matrix:	SO - Soil	**Date Received:**	07/02/03
Method:	SW846 8260B	**Percent Solids:**	95.7
Project:	AK Allen, 255 East 2nd Street, Mineola, NY		

	File ID	DF	Analyzed	By	Prep Date	Prep Batch	Analytical Batch
Run #1	G60884.D	1	07/03/03	SJM	n/a	n/a	VG3302
Run #2	G61023.D	1	07/10/03	SJM	n/a	n/a	VG3305

	Initial Weight
Run #1	5.2 g
Run #2	1.2 g

VOA TCL List

CAS No.	Compound	Result	RL	MDL	Units	Q
67-64-1	Acetone	ND	10	7.0	ug/kg	
71-43-2	Benzene	ND	1.0	0.21	ug/kg	
75-27-4	Bromodichloromethane	ND	5.0	0.33	ug/kg	
75-25-2	Bromoform	ND	5.0	0.61	ug/kg	
74-83-9	Bromomethane	ND	5.0	0.79	ug/kg	
78-93-3	2-Butanone (MEK)	ND	10	3.7	ug/kg	
75-15-0	Carbon disulfide	ND	5.0	1.7	ug/kg	
56-23-5	Carbon tetrachloride	ND UJ	5.0	1.1	ug/kg	
108-90-7	Chlorobenzene	ND	5.0	1.0	ug/kg	
75-00-3	Chloroethane	ND	5.0	1.3	ug/kg	
67-66-3	Chloroform	ND	5.0	0.42	ug/kg	
74-87-3	Chloromethane	ND	5.0	0.63	ug/kg	
124-48-1	Dibromochloromethane	ND	5.0	0.27	ug/kg	
75-34-3	1,1-Dichloroethane	ND	5.0	0.32	ug/kg	
107-06-2	1,2-Dichloroethane	ND	5.0	0.57	ug/kg	
75-35-4	1,1-Dichloroethene	ND	5.0	0.40	ug/kg	
156-59-2	cis-1,2-Dichloroethene	ND	5.0	0.34	ug/kg	
156-60-5	trans-1,2-Dichloroethene	ND	5.0	0.34	ug/kg	
78-87-5	1,2-Dichloropropane	ND	5.0	0.77	ug/kg	
10061-01-5	cis-1,3-Dichloropropene	ND	5.0	0.29	ug/kg	
10061-02-6	trans-1,3-Dichloropropene	ND	5.0	0.20	ug/kg	
100-41-4	Ethylbenzene	ND	1.0	0.14	ug/kg	
591-78-6	2-Hexanone	ND	5.0	0.69	ug/kg	
108-10-1	4-Methyl-2-pentanone(MIBK)	ND	5.0	1.2	ug/kg	
75-09-2	Methylene chloride	ND	5.0	0.50	ug/kg	
100-42-5	Styrene	ND	5.0	0.97	ug/kg	
79-34-5	1,1,2,2-Tetrachloroethane	ND	5.0	0.43	ug/kg	
127-18-4	Tetrachloroethene	424 [a]	22	0.98	ug/kg	
108-88-3	Toluene	ND	1.0	0.69	ug/kg	
71-55-6	1,1,1-Trichloroethane	56.9	5.0	0.30	ug/kg	
79-00-5	1,1,2-Trichloroethane	ND	5.0	0.39	ug/kg	
79-01-6	Trichloroethene	17.9	5.0	0.22	ug/kg	

ND = Not detected MDL - Method Detection Limit
RL = Reporting Limit
E = Indicates value exceeds calibration range

J = Indicates an estimated value
B = Indicates analyte found in associated method blank
N = Indicates presumptive evidence of a compound

Accutest Laboratories

Report of Analysis

Client Sample ID:	SB-3 (36-40")		
Lab Sample ID:	N42697-21	**Date Sampled:**	06/30/03
Matrix:	SO - Soil	**Date Received:**	07/02/03
Method:	SW846 8260B	**Percent Solids:**	95.7
Project:	AK Allen, 255 East 2nd Street, Mineola, NY		

VOA TCL List

CAS No.	Compound	Result	RL	MDL	Units	Q
95-63-6	**1,2,4-Trimethylbenzene**	ND	5.0	0.27	ug/kg	
108-67-8	**1,3,5-Trimethylbenzene**	ND	5.0	0.29	ug/kg	
75-01-4	Vinyl chloride	ND	5.0	0.41	ug/kg	
1330-20-7	Xylene (total)	ND	2.0	0.45	ug/kg	

CAS No.	Surrogate Recoveries	Run# 1	Run# 2	Limits
1868-53-7	Dibromofluoromethane	80%	80%	71-117%
17060-07-0	1,2-Dichloroethane-D4	68%	70%	62-124%
2037-26-5	Toluene-D8	86%	87%	78-115%
460-00-4	4-Bromofluorobenzene	112%	99%	73-127%

CAS No.	Tentatively Identified Compounds	R.T.	Est. Conc.	Units	Q
124-38-9	Carbon dioxide	2.73	~~260~~ U	ug/kg	~~JND~~
	unknown	22.01	130	ug/kg	J
	alkane	22.98	8.7	ug/kg	J
	cycloalkane/alkene	23.52	14	ug/kg	J
	cycloalkane/alkene	23.77	8.1	ug/kg	J
	unknown	24.47	48	ug/kg	J
	unknown	25.72	27	ug/kg	J
	unknown	28.09	17	ug/kg	J
	Total TIC, Volatile		252.8	ug/kg	J

(a) Result is from Run# 2

ND = Not detected MDL - Method Detection Limit
RL = Reporting Limit
E = Indicates value exceeds calibration range

J = Indicates an estimated value
B = Indicates analyte found in associated method blank
N = Indicates presumptive evidence of a compound

Accutest Laboratories

Report of Analysis

Client Sample ID:	SB-3A (24-28")		
Lab Sample ID:	N42697-22	**Date Sampled:**	06/30/03
Matrix:	SO - Soil	**Date Received:**	07/02/03
Method:	SW846 8260B	**Percent Solids:**	81.4
Project:	AK Allen, 255 East 2nd Street, Mineola, NY		

	File ID	DF	Analyzed	By	Prep Date	Prep Batch	Analytical Batch
Run #1	G60885.D	1	07/03/03	SJM	n/a	n/a	VG3302
Run #2	G61024.D	1	07/10/03	SJM	n/a	n/a	VG3305

	Initial Weight
Run #1	4.5 g
Run #2	1.1 g

VOA TCL List

CAS No.	Compound	Result	RL	MDL	Units	Q
67-64-1	Acetone	ND	14	9.5	ug/kg	
71-43-2	Benzene	ND	1.4	0.28	ug/kg	
75-27-4	Bromodichloromethane	ND	6.8	0.45	ug/kg	
75-25-2	Bromoform	ND	6.8	0.83	ug/kg	
74-83-9	Bromomethane	ND	6.8	1.1	ug/kg	
78-93-3	2-Butanone (MEK)	ND	14	5.0	ug/kg	
75-15-0	Carbon disulfide	ND	6.8	2.3	ug/kg	
56-23-5	Carbon tetrachloride	ND UJ	6.8	1.5	ug/kg	
108-90-7	Chlorobenzene	ND	6.8	1.4	ug/kg	
75-00-3	Chloroethane	ND	6.8	1.8	ug/kg	
67-66-3	Chloroform	ND	6.8	0.57	ug/kg	
74-87-3	Chloromethane	ND	6.8	0.86	ug/kg	
124-48-1	Dibromochloromethane	ND	6.8	0.36	ug/kg	
75-34-3	1,1-Dichloroethane	55.2	6.8	0.44	ug/kg	
107-06-2	1,2-Dichloroethane	6.1	6.8	0.78	ug/kg	J
75-35-4	1,1-Dichloroethene	4.2	6.8	0.55	ug/kg	J
156-59-2	cis-1,2-Dichloroethene	19.0	6.8	0.46	ug/kg	
156-60-5	trans-1,2-Dichloroethene	5.5	6.8	0.46	ug/kg	J
78-87-5	1,2-Dichloropropane	ND	6.8	1.1	ug/kg	
10061-01-5	cis-1,3-Dichloropropene	ND	6.8	0.39	ug/kg	
10061-02-6	trans-1,3-Dichloropropene	ND	6.8	0.28	ug/kg	
100-41-4	Ethylbenzene	ND	1.4	0.18	ug/kg	
591-78-6	2-Hexanone	ND	6.8	0.93	ug/kg	
108-10-1	4-Methyl-2-pentanone(MIBK)	ND	6.8	1.6	ug/kg	
75-09-2	Methylene chloride	ND	6.8	0.68	ug/kg	
100-42-5	Styrene	ND	6.8	1.3	ug/kg	
79-34-5	1,1,2,2-Tetrachloroethane	ND UJ	6.8	0.58	ug/kg	
127-18-4	Tetrachloroethene	678 [a]	28	1.3	ug/kg	
108-88-3	Toluene	ND	1.4	0.93	ug/kg	
71-55-6	1,1,1-Trichloroethane	186	6.8	0.41	ug/kg	
79-00-5	1,1,2-Trichloroethane	6.1	6.8	0.53	ug/kg	J
79-01-6	Trichloroethene	539	6.8	0.29	ug/kg	

ND = Not detected MDL - Method Detection Limit
RL = Reporting Limit
E = Indicates value exceeds calibration range

J = Indicates an estimated value
B = Indicates analyte found in associated method blank
N = Indicates presumptive evidence of a compound

Report of Analysis

Client Sample ID:	SB-3A (24-28")		
Lab Sample ID:	N42697-22	**Date Sampled:**	06/30/03
Matrix:	SO - Soil	**Date Received:**	07/02/03
Method:	SW846 8260B	**Percent Solids:**	81.4
Project:	AK Allen, 255 East 2nd Street, Mineola, NY		

VOA TCL List

CAS No.	Compound	Result	RL	MDL	Units	Q
95-63-6	**1,2,4-Trimethylbenzene**	ND U J	6.8	0.37	ug/kg	
108-67-8	**1,3,5-Trimethylbenzene**	ND U J	6.8	0.39	ug/kg	
75-01-4	Vinyl chloride	ND	6.8	0.56	ug/kg	
1330-20-7	Xylene (total)	ND	2.7	0.61	ug/kg	

CAS No.	Surrogate Recoveries	Run# 1	Run# 2	Limits
1868-53-7	Dibromofluoromethane	85%	81%	71-117%
17060-07-0	1,2-Dichloroethane-D4	70%	69%	62-124%
2037-26-5	Toluene-D8	85%	89%	78-115%
460-00-4	4-Bromofluorobenzene	135%	99%	73-127%

CAS No.	Tentatively Identified Compounds	R.T.	Est. Conc.	Units	Q
124-38-9	Carbon dioxide	2.81	~~570~~ U	ug/kg	~~JNB~~
	unknown	22.02	58	ug/kg	J
	Total TIC, Volatile		58	ug/kg	J

(a) Result is from Run# 2

ND = Not detected MDL - Method Detection Limit
RL = Reporting Limit
E = Indicates value exceeds calibration range

J = Indicates an estimated value
B = Indicates analyte found in associated method blank
N = Indicates presumptive evidence of a compound

Accutest Laboratories

Report of Analysis

Client Sample ID:	SB-4 (24-28")		
Lab Sample ID:	N42697-23	**Date Sampled:**	06/30/03
Matrix:	SO - Soil	**Date Received:**	07/02/03
Method:	SW846 8260B	**Percent Solids:**	81.9
Project:	AK Allen, 255 East 2nd Street, Mineola, NY		

	File ID	DF	Analyzed	By	Prep Date	Prep Batch	Analytical Batch
Run #1	G60886.D	1	07/03/03	SJM	n/a	n/a	VG3302
Run #2	S49983.D	1	07/10/03	KNV	n/a	n/a	VS1761

	Initial Weight	Final Volume	Methanol Aliquot
Run #1	4.6 g		
Run #2	5.1 g	5.0 ml	20.0 ul

VOA TCL List

CAS No.	Compound	Result	RL	MDL	Units	Q
67-64-1	Acetone	ND	13	9.3	ug/kg	
71-43-2	Benzene	ND	1.3	0.27	ug/kg	
75-27-4	Bromodichloromethane	ND	6.6	0.43	ug/kg	
75-25-2	Bromoform	ND	6.6	0.81	ug/kg	
74-83-9	Bromomethane	ND	6.6	1.0	ug/kg	
78-93-3	2-Butanone (MEK)	ND	13	4.9	ug/kg	
75-15-0	Carbon disulfide	ND	6.6	2.3	ug/kg	
56-23-5	Carbon tetrachloride	ND U J	6.6	1.4	ug/kg	
108-90-7	Chlorobenzene	ND	6.6	1.3	ug/kg	
75-00-3	Chloroethane	ND	6.6	1.7	ug/kg	
67-66-3	Chloroform	7.5	6.6	0.55	ug/kg	
74-87-3	Chloromethane	ND	6.6	0.83	ug/kg	
124-48-1	Dibromochloromethane	ND	6.6	0.35	ug/kg	
75-34-3	1,1-Dichloroethane	6240 [a]	1500	97	ug/kg	
107-06-2	1,2-Dichloroethane	37.4	6.6	0.76	ug/kg	
75-35-4	1,1-Dichloroethene	242	6.6	0.53	ug/kg	
156-59-2	cis-1,2-Dichloroethene	21.3	6.6	0.45	ug/kg	
156-60-5	trans-1,2-Dichloroethene	4.9	6.6	0.45	ug/kg	J
78-87-5	1,2-Dichloropropane	ND	6.6	1.0	ug/kg	
10061-01-5	cis-1,3-Dichloropropene	ND	6.6	0.38	ug/kg	
10061-02-6	trans-1,3-Dichloropropene	ND	6.6	0.27	ug/kg	
100-41-4	Ethylbenzene	ND	1.3	0.18	ug/kg	
591-78-6	2-Hexanone	ND	6.6	0.91	ug/kg	
108-10-1	4-Methyl-2-pentanone(MIBK)	ND	6.6	1.6	ug/kg	
75-09-2	Methylene chloride	23.2	6.6	0.66	ug/kg	
100-42-5	Styrene	ND	6.6	1.3	ug/kg	
79-34-5	1,1,2,2-Tetrachloroethane	ND U J	6.6	0.56	ug/kg	
127-18-4	Tetrachloroethene	36400 [a]	1500	67	ug/kg	
108-88-3	Toluene	3.2	1.3	0.91	ug/kg	
71-55-6	1,1,1-Trichloroethane	31400 [a]	1500	89	ug/kg	
79-00-5	1,1,2-Trichloroethane	73.4	6.6	0.51	ug/kg	
79-01-6	Trichloroethene	30300 [a]	1500	65	ug/kg	

398

ND = Not detected MDL - Method Detection Limit
RL = Reporting Limit
E = Indicates value exceeds calibration range

J = Indicates an estimated value
B = Indicates analyte found in associated method blank
N = Indicates presumptive evidence of a compound

Accutest Laboratories

Report of Analysis

Client Sample ID:	SB-4 (24-28")		
Lab Sample ID:	N42697-23	**Date Sampled:**	06/30/03
Matrix:	SO - Soil	**Date Received:**	07/02/03
Method:	SW846 8260B	**Percent Solids:**	81.9
Project:	AK Allen, 255 East 2nd Street, Mineola, NY		

VOA TCL List

CAS No.	Compound	Result	RL	MDL	Units	Q
95-63-6	**1,2,4-Trimethylbenzene**	ND U J	6.6	0.36	ug/kg	
108-67-8	**1,3,5-Trimethylbenzene**	ND U J	6.6	0.38	ug/kg	
75-01-4	Vinyl chloride	ND	6.6	0.54	ug/kg	
1330-20-7	Xylene (total)	ND	2.7	0.59	ug/kg	

CAS No.	Surrogate Recoveries	Run# 1	Run# 2	Limits
1868-53-7	Dibromofluoromethane	81%	91%	71-117%
17060-07-0	1,2-Dichloroethane-D4	74%	93%	62-124%
2037-26-5	Toluene-D8	82%	99%	78-115%
460-00-4	4-Bromofluorobenzene	252% [b]	97%	73-127%

CAS No.	Tentatively Identified Compounds	R.T.	Est. Conc.	Units	Q
124-38-9	Carbon dioxide	2.79	~~610~~ U	ug/kg	~~JNB~~
	unknown	13.75	34	ug/kg	J
	unknown	17.13	20	ug/kg	J
	cycloalkane/alkene	18.78	16	ug/kg	J
	alkane	19.07	44	ug/kg	J
	unknown	19.42	41	ug/kg	J
	cycloalkane/alkene	20.24	35	ug/kg	J
	unknown	22.02	170	ug/kg	J
	unknown	22.42	66	ug/kg	J
	unknown	24.48	190	ug/kg	J
	unknown	26.37	83	ug/kg	J
	Total TIC, Volatile		699	ug/kg	J

(a) Result is from Run# 2
(b) Outside control limits due to matrix interference.

399

ND = Not detected MDL - Method Detection Limit
RL = Reporting Limit
E = Indicates value exceeds calibration range

J = Indicates an estimated value
B = Indicates analyte found in associated method blank
N = Indicates presumptive evidence of a compound

Accutest Laboratories

Report of Analysis

Client Sample ID:	SB-36 (0-12")		
Lab Sample ID:	N42697-26	**Date Sampled:**	06/30/03
Matrix:	SO - Soil	**Date Received:**	07/02/03
Method:	SW846 8260B	**Percent Solids:**	76.8
Project:	AK Allen, 255 East 2nd Street, Mineola, NY		

	File ID	DF	Analyzed	By	Prep Date	Prep Batch	Analytical Batch
Run #1	G61001.D	1	07/09/03	SJM	n/a	n/a	VG3304
Run #2							

	Initial Weight
Run #1	4.4 g
Run #2	

VOA TCL List

CAS No.	Compound	Result	RL	MDL	Units	Q
67-64-1	Acetone	ND UJ	15	10	ug/kg	
71-43-2	Benzene	ND	1.5	0.30	ug/kg	
75-27-4	Bromodichloromethane	ND	7.4	0.48	ug/kg	
75-25-2	Bromoform	ND	7.4	0.90	ug/kg	
74-83-9	Bromomethane	ND	7.4	1.2	ug/kg	
78-93-3	2-Butanone (MEK)	ND	15	5.4	ug/kg	
75-15-0	Carbon disulfide	ND	7.4	2.5	ug/kg	
56-23-5	Carbon tetrachloride	ND	7.4	1.6	ug/kg	
108-90-7	Chlorobenzene	ND	7.4	1.5	ug/kg	
75-00-3	Chloroethane	ND	7.4	1.9	ug/kg	
67-66-3	Chloroform	ND	7.4	0.62	ug/kg	
74-87-3	Chloromethane	ND	7.4	0.93	ug/kg	
124-48-1	Dibromochloromethane	ND	7.4	0.39	ug/kg	
75-34-3	1,1-Dichloroethane	ND	7.4	0.48	ug/kg	
107-06-2	1,2-Dichloroethane	ND	7.4	0.84	ug/kg	
75-35-4	1,1-Dichloroethene	ND	7.4	0.59	ug/kg	
156-59-2	cis-1,2-Dichloroethene	ND	7.4	0.50	ug/kg	
156-60-5	trans-1,2-Dichloroethene	ND	7.4	0.50	ug/kg	
78-87-5	1,2-Dichloropropane	ND	7.4	1.1	ug/kg	
10061-01-5	cis-1,3-Dichloropropene	ND	7.4	0.42	ug/kg	
10061-02-6	trans-1,3-Dichloropropene	ND	7.4	0.30	ug/kg	
100-41-4	Ethylbenzene	ND	1.5	0.20	ug/kg	
591-78-6	2-Hexanone	ND	7.4	1.0	ug/kg	
108-10-1	4-Methyl-2-pentanone(MIBK)	ND	7.4	1.7	ug/kg	
75-09-2	Methylene chloride	ND	7.4	0.73	ug/kg	
100-42-5	Styrene	ND	7.4	1.4	ug/kg	
79-34-5	1,1,2,2-Tetrachloroethane	ND	7.4	0.63	ug/kg	
127-18-4	Tetrachloroethene	ND	7.4	0.33	ug/kg	
108-88-3	Toluene	ND	1.5	1.0	ug/kg	
71-55-6	1,1,1-Trichloroethane	4.4	7.4	0.44	ug/kg	J
79-00-5	1,1,2-Trichloroethane	ND	7.4	0.57	ug/kg	
79-01-6	Trichloroethene	ND	7.4	0.32	ug/kg	

123

ND = Not detected MDL - Method Detection Limit
RL = Reporting Limit
E = Indicates value exceeds calibration range

J = Indicates an estimated value
B = Indicates analyte found in associated method blank
N = Indicates presumptive evidence of a compound

Report of Analysis

Client Sample ID:	SB-36 (0-12")		
Lab Sample ID:	N42697-26	**Date Sampled:**	06/30/03
Matrix:	SO - Soil	**Date Received:**	07/02/03
Method:	SW846 8260B	**Percent Solids:**	76.8
Project:	AK Allen, 255 East 2nd Street, Mineola, NY		

VOA TCL List

CAS No.	Compound	Result	RL	MDL	Units	Q
95-63-6	**1,2,4-Trimethylbenzene**	ND	7.4	0.40	ug/kg	
108-67-8	**1,3,5-Trimethylbenzene**	ND	7.4	0.42	ug/kg	
75-01-4	Vinyl chloride	ND	7.4	0.60	ug/kg	
1330-20-7	Xylene (total)	ND	3.0	0.66	ug/kg	

CAS No.	Surrogate Recoveries	Run# 1	Run# 2	Limits
1868-53-7	Dibromofluoromethane	83%		71-117%
17060-07-0	1,2-Dichloroethane-D4	76%		62-124%
2037-26-5	Toluene-D8	87%		78-115%
460-00-4	4-Bromofluorobenzene	113%		73-127%

CAS No.	Tentatively Identified Compounds	R.T.	Est. Conc.	Units	Q
124-38-9	Carbon dioxide	2.83	~~150~~ U	ug/kg ~~JNB~~	U
	Total TIC, Volatile		0	ug/kg	

124

ND = Not detected MDL - Method Detection Limit
RL = Reporting Limit
E = Indicates value exceeds calibration range

J = Indicates an estimated value
B = Indicates analyte found in associated method blank
N = Indicates presumptive evidence of a compound

Accutest Laboratories

Report of Analysis

Client Sample ID:	SB-37 (0-12")		
Lab Sample ID:	N42697-27	**Date Sampled:**	06/30/03
Matrix:	SO - Soil	**Date Received:**	07/02/03
Method:	SW846 8260B	**Percent Solids:**	84.8
Project:	AK Allen, 255 East 2nd Street, Mineola, NY		

	File ID	DF	Analyzed	By	Prep Date	Prep Batch	Analytical Batch
Run #1	G61002.D	1	07/09/03	SJM	n/a	n/a	VG3304
Run #2							

	Initial Weight
Run #1	4.2 g
Run #2	

VOA TCL List

CAS No.	Compound	Result	RL	MDL	Units	Q
67-64-1	Acetone	ND UJ	14	9.8	ug/kg	
71-43-2	Benzene	ND	1.4	0.29	ug/kg	
75-27-4	Bromodichloromethane	ND	7.0	0.46	ug/kg	
75-25-2	Bromoform	ND	7.0	0.85	ug/kg	
74-83-9	Bromomethane	ND	7.0	1.1	ug/kg	
78-93-3	2-Butanone (MEK)	ND	14	5.2	ug/kg	
75-15-0	Carbon disulfide	ND	7.0	2.4	ug/kg	
56-23-5	Carbon tetrachloride	ND	7.0	1.5	ug/kg	
108-90-7	Chlorobenzene	ND	7.0	1.4	ug/kg	
75-00-3	Chloroethane	ND	7.0	1.8	ug/kg	
67-66-3	Chloroform	ND	7.0	0.58	ug/kg	
74-87-3	Chloromethane	ND	7.0	0.88	ug/kg	
124-48-1	Dibromochloromethane	ND	7.0	0.37	ug/kg	
75-34-3	1,1-Dichloroethane	ND	7.0	0.45	ug/kg	
107-06-2	1,2-Dichloroethane	ND	7.0	0.80	ug/kg	
75-35-4	1,1-Dichloroethene	ND	7.0	0.56	ug/kg	
156-59-2	cis-1,2-Dichloroethene	ND	7.0	0.47	ug/kg	
156-60-5	trans-1,2-Dichloroethene	ND	7.0	0.47	ug/kg	
78-87-5	1,2-Dichloropropane	ND	7.0	1.1	ug/kg	
10061-01-5	cis-1,3-Dichloropropene	ND	7.0	0.40	ug/kg	
10061-02-6	trans-1,3-Dichloropropene	ND	7.0	0.29	ug/kg	
100-41-4	Ethylbenzene	ND	1.4	0.19	ug/kg	
591-78-6	2-Hexanone	ND	7.0	0.96	ug/kg	
108-10-1	4-Methyl-2-pentanone(MIBK)	ND	7.0	1.7	ug/kg	
75-09-2	Methylene chloride	ND	7.0	0.69	ug/kg	
100-42-5	Styrene	ND	7.0	1.4	ug/kg	
79-34-5	1,1,2,2-Tetrachloroethane	ND	7.0	0.59	ug/kg	
127-18-4	Tetrachloroethene	ND	7.0	0.31	ug/kg	
108-88-3	Toluene	ND	1.4	0.96	ug/kg	
71-55-6	1,1,1-Trichloroethane	ND	7.0	0.42	ug/kg	
79-00-5	1,1,2-Trichloroethane	ND	7.0	0.54	ug/kg	
79-01-6	Trichloroethene	ND	7.0	0.30	ug/kg	

ND = Not detected MDL - Method Detection Limit
RL = Reporting Limit
E = Indicates value exceeds calibration range

J = Indicates an estimated value
B = Indicates analyte found in associated method blank
N = Indicates presumptive evidence of a compound

Report of Analysis

Client Sample ID:	SB-37 (0-12")		
Lab Sample ID:	N42697-27	**Date Sampled:**	06/30/03
Matrix:	SO - Soil	**Date Received:**	07/02/03
Method:	SW846 8260B	**Percent Solids:**	84.8
Project:	AK Allen, 255 East 2nd Street, Mineola, NY		

VOA TCL List

CAS No.	Compound	Result	RL	MDL	Units	Q
95-63-6	**1,2,4-Trimethylbenzene**	ND	7.0	0.38	ug/kg	
108-67-8	**1,3,5-Trimethylbenzene**	ND	7.0	0.40	ug/kg	
75-01-4	Vinyl chloride	ND	7.0	0.57	ug/kg	
1330-20-7	Xylene (total)	ND	2.8	0.63	ug/kg	

CAS No.	Surrogate Recoveries	Run# 1	Run# 2	Limits
1868-53-7	Dibromofluoromethane	82%		71-117%
17060-07-0	1,2-Dichloroethane-D4	71%		62-124%
2037-26-5	Toluene-D8	89%		78-115%
460-00-4	4-Bromofluorobenzene	101%		73-127%

CAS No.	Tentatively Identified Compounds	R.T.	Est. Conc.	Units	Q
124-38-9	Carbon dioxide	2.73	~~76~~ U	ug/kg	~~JNB~~ U
	Total TIC, Volatile		0	ug/kg	

ND = Not detected MDL - Method Detection Limit
RL = Reporting Limit
E = Indicates value exceeds calibration range

J = Indicates an estimated value
B = Indicates analyte found in associated method blank
N = Indicates presumptive evidence of a compound

Accutest Laboratories

Report of Analysis

Client Sample ID:	FB-7/1		
Lab Sample ID:	N42697-28	**Date Sampled:**	07/01/03
Matrix:	AQ - Field Blank Soil	**Date Received:**	07/02/03
Method:	SW846 8260B	**Percent Solids:**	n/a
Project:	AK Allen, 255 East 2nd Street, Mineola, NY		

	File ID	DF	Analyzed	By	Prep Date	Prep Batch	Analytical Batch
Run #1	X8895.D	1	07/07/03	DTM	n/a	n/a	VX342
Run #2							

	Purge Volume
Run #1	5.0 ml
Run #2	

VOA TCL List

CAS No.	Compound	Result	RL	MDL	Units	Q
67-64-1	Acetone	ND	10	3.0	ug/l	
71-43-2	Benzene	ND	1.0	0.21	ug/l	
75-27-4	Bromodichloromethane	ND	1.0	0.29	ug/l	
75-25-2	Bromoform	ND	4.0	0.23	ug/l	
74-83-9	Bromomethane	ND	2.0	0.74	ug/l	
78-93-3	2-Butanone (MEK)	ND UJ	10	2.7	ug/l	
75-15-0	Carbon disulfide	ND	2.0	0.33	ug/l	
56-23-5	Carbon tetrachloride	ND	1.0	0.38	ug/l	
108-90-7	Chlorobenzene	ND	1.0	0.24	ug/l	
75-00-3	Chloroethane	ND	1.0	0.93	ug/l	
67-66-3	Chloroform	ND	1.0	0.35	ug/l	
74-87-3	Chloromethane	ND	1.0	0.37	ug/l	
124-48-1	Dibromochloromethane	ND	1.0	0.25	ug/l	
75-34-3	1,1-Dichloroethane	ND	1.0	0.29	ug/l	
107-06-2	1,2-Dichloroethane	ND	1.0	0.31	ug/l	
75-35-4	1,1-Dichloroethene	ND	1.0	0.30	ug/l	
156-59-2	cis-1,2-Dichloroethene	ND	1.0	0.22	ug/l	
156-60-5	trans-1,2-Dichloroethene	ND	1.0	0.36	ug/l	
78-87-5	1,2-Dichloropropane	ND	1.0	0.62	ug/l	
10061-01-5	cis-1,3-Dichloropropene	ND	1.0	0.16	ug/l	
10061-02-6	trans-1,3-Dichloropropene	ND	1.0	0.14	ug/l	
100-41-4	Ethylbenzene	ND	1.0	0.23	ug/l	
591-78-6	2-Hexanone	ND	5.0	1.1	ug/l	
108-10-1	4-Methyl-2-pentanone(MIBK)	ND	5.0	0.71	ug/l	
75-09-2	Methylene chloride	ND	2.0	0.41	ug/l	
100-42-5	Styrene	ND	5.0	0.29	ug/l	
79-34-5	1,1,2,2-Tetrachloroethane	ND	1.0	0.33	ug/l	
127-18-4	Tetrachloroethene	ND	1.0	0.70	ug/l	
108-88-3	Toluene	ND	1.0	0.25	ug/l	
71-55-6	1,1,1-Trichloroethane	ND	1.0	0.38	ug/l	
79-00-5	1,1,2-Trichloroethane	ND	1.0	0.35	ug/l	
79-01-6	Trichloroethene	ND	1.0	0.28	ug/l	

451

ND = Not detected MDL - Method Detection Limit
RL = Reporting Limit
E = Indicates value exceeds calibration range

J = Indicates an estimated value
B = Indicates analyte found in associated method blank
N = Indicates presumptive evidence of a compound

Report of Analysis

Client Sample ID:	FB-7/1		
Lab Sample ID:	N42697-28	**Date Sampled:**	07/01/03
Matrix:	AQ - Field Blank Soil	**Date Received:**	07/02/03
Method:	SW846 8260B	**Percent Solids:**	n/a
Project:	AK Allen, 255 East 2nd Street, Mineola, NY		

VOA TCL List

CAS No.	Compound	Result	RL	MDL	Units	Q
95-63-6	**1,2,4-Trimethylbenzene**	ND	5.0	0.17	ug/l	
108-67-8	**1,3,5-Trimethylbenzene**	ND	5.0	0.18	ug/l	
75-01-4	Vinyl chloride	ND	1.0	0.47	ug/l	
1330-20-7	Xylene (total)	ND	1.0	0.20	ug/l	

CAS No.	Surrogate Recoveries	Run# 1	Run# 2	Limits
1868-53-7	Dibromofluoromethane	105%		81-120%
17060-07-0	1,2-Dichloroethane-D4	102%		68-130%
2037-26-5	Toluene-D8	104%		83-116%
460-00-4	4-Bromofluorobenzene	103%		83-119%

CAS No.	Tentatively Identified Compounds	R.T.	Est. Conc.	Units	Q
	Total TIC, Volatile		0	ug/l	

ND = Not detected MDL - Method Detection Limit
RL = Reporting Limit
E = Indicates value exceeds calibration range

J = Indicates an estimated value
B = Indicates analyte found in associated method blank
N = Indicates presumptive evidence of a compound

Accutest Laboratories

Report of Analysis

Client Sample ID:	TB-7/1		
Lab Sample ID:	N42697-29	**Date Sampled:**	07/01/03
Matrix:	AQ - Trip Blank Soil	**Date Received:**	07/02/03
Method:	SW846 8260B	**Percent Solids:**	n/a
Project:	AK Allen, 255 East 2nd Street, Mineola, NY		

	File ID	DF	Analyzed	By	Prep Date	Prep Batch	Analytical Batch
Run #1	X8896.D	1	07/07/03	DTM	n/a	n/a	VX342
Run #2							

	Purge Volume
Run #1	5.0 ml
Run #2	

VOA TCL List

CAS No.	Compound	Result	RL	MDL	Units	Q
67-64-1	Acetone	ND	10	3.0	ug/l	
71-43-2	Benzene	ND	1.0	0.21	ug/l	
75-27-4	Bromodichloromethane	ND	1.0	0.29	ug/l	
75-25-2	Bromoform	ND	4.0	0.23	ug/l	
74-83-9	Bromomethane	ND	2.0	0.74	ug/l	
78-93-3	2-Butanone (MEK)	ND UJ	10	2.7	ug/l	
75-15-0	Carbon disulfide	ND	2.0	0.33	ug/l	
56-23-5	Carbon tetrachloride	ND	1.0	0.38	ug/l	
108-90-7	Chlorobenzene	ND	1.0	0.24	ug/l	
75-00-3	Chloroethane	ND	1.0	0.93	ug/l	
67-66-3	Chloroform	ND	1.0	0.35	ug/l	
74-87-3	Chloromethane	ND	1.0	0.37	ug/l	
124-48-1	Dibromochloromethane	ND	1.0	0.25	ug/l	
75-34-3	1,1-Dichloroethane	ND	1.0	0.29	ug/l	
107-06-2	1,2-Dichloroethane	ND	1.0	0.31	ug/l	
75-35-4	1,1-Dichloroethene	ND	1.0	0.30	ug/l	
156-59-2	cis-1,2-Dichloroethene	ND	1.0	0.22	ug/l	
156-60-5	trans-1,2-Dichloroethene	ND	1.0	0.36	ug/l	
78-87-5	1,2-Dichloropropane	ND	1.0	0.62	ug/l	
10061-01-5	cis-1,3-Dichloropropene	ND	1.0	0.16	ug/l	
10061-02-6	trans-1,3-Dichloropropene	ND	1.0	0.14	ug/l	
100-41-4	Ethylbenzene	ND	1.0	0.23	ug/l	
591-78-6	2-Hexanone	ND	5.0	1.1	ug/l	
108-10-1	4-Methyl-2-pentanone(MIBK)	ND	5.0	0.71	ug/l	
75-09-2	Methylene chloride	ND	2.0	0.41	ug/l	
100-42-5	Styrene	ND	5.0	0.29	ug/l	
79-34-5	1,1,2,2-Tetrachloroethane	ND	1.0	0.33	ug/l	
127-18-4	Tetrachloroethene	ND	1.0	0.70	ug/l	
108-88-3	Toluene	ND	1.0	0.25	ug/l	
71-55-6	1,1,1-Trichloroethane	ND	1.0	0.38	ug/l	
79-00-5	1,1,2-Trichloroethane	ND	1.0	0.35	ug/l	
79-01-6	Trichloroethene	ND	1.0	0.28	ug/l	

ND = Not detected MDL - Method Detection Limit
RL = Reporting Limit
E = Indicates value exceeds calibration range

J = Indicates an estimated value
B = Indicates analyte found in associated method blank
N = Indicates presumptive evidence of a compound

Accutest Laboratories

Report of Analysis

Client Sample ID:	TB-7/1		
Lab Sample ID:	N42697-29	**Date Sampled:**	07/01/03
Matrix:	AQ - Trip Blank Soil	**Date Received:**	07/02/03
Method:	SW846 8260B	**Percent Solids:**	n/a
Project:	AK Allen, 255 East 2nd Street, Mineola, NY		

VOA TCL List

CAS No.	Compound	Result	RL	MDL	Units	Q
95-63-6	**1,2,4-Trimethylbenzene**	ND	5.0	0.17	ug/l	
108-67-8	**1,3,5-Trimethylbenzene**	ND	5.0	0.18	ug/l	
75-01-4	Vinyl chloride	ND	1.0	0.47	ug/l	
1330-20-7	Xylene (total)	ND	1.0	0.20	ug/l	

CAS No.	Surrogate Recoveries	Run# 1	Run# 2	Limits
1868-53-7	Dibromofluoromethane	106%		81-120%
17060-07-0	1,2-Dichloroethane-D4	100%		68-130%
2037-26-5	Toluene-D8	103%		83-116%
460-00-4	4-Bromofluorobenzene	102%		83-119%

CAS No.	Tentatively Identified Compounds	R.T.	Est. Conc.	Units	Q
	Total TIC, Volatile		0	ug/l	

ND = Not detected MDL - Method Detection Limit
RL = Reporting Limit
E = Indicates value exceeds calibration range

J = Indicates an estimated value
B = Indicates analyte found in associated method blank
N = Indicates presumptive evidence of a compound

Accutest Laboratories

Report of Analysis

Client Sample ID:	EP-38		
Lab Sample ID:	N42697-1	**Date Sampled:**	07/01/03
Matrix:	SO - Soil	**Date Received:**	07/02/03
Method:	SW846 8270C SW846 3550B	**Percent Solids:**	96.5
Project:	AK Allen, 255 East 2nd Street, Mineola, NY		

	File ID	DF	Analyzed	By	Prep Date	Prep Batch	Analytical Batch
Run #1	F37566.D	1	07/08/03	ENZ	07/03/03	OP14269	EF2134
Run #2							

	Initial Weight	Final Volume
Run #1	30.5 g	1.0 ml
Run #2		

BN TCL List

CAS No.	Compound	Result	RL	MDL	Units	Q
83-32-9	Acenaphthene	ND	68	7.8	ug/kg	
208-96-8	Acenaphthylene	ND	68	8.3	ug/kg	
120-12-7	Anthracene	ND	68	13	ug/kg	
56-55-3	Benzo(a)anthracene	ND	68	12	ug/kg	
50-32-8	Benzo(a)pyrene	ND	68	12	ug/kg	
205-99-2	Benzo(b)fluoranthene	ND	68	19	ug/kg	
191-24-2	Benzo(g,h,i)perylene	ND	68	15	ug/kg	
207-08-9	Benzo(k)fluoranthene	ND	68	7.5	ug/kg	
101-55-3	4-Bromophenyl phenyl ether	ND	68	11	ug/kg	
85-68-7	Butyl benzyl phthalate	ND	68	17	ug/kg	
91-58-7	2-Chloronaphthalene	ND	68	7.3	ug/kg	
106-47-8	4-Chloroaniline	ND	170	20	ug/kg	
86-74-8	Carbazole	ND	68	14	ug/kg	
218-01-9	Chrysene	ND	68	14	ug/kg	
111-91-1	bis(2-Chloroethoxy)methane	ND	68	7.9	ug/kg	
111-44-4	bis(2-Chloroethyl)ether	ND	68	6.6	ug/kg	
108-60-1	bis(2-Chloroisopropyl)ether	ND	68	15	ug/kg	
7005-72-3	4-Chlorophenyl phenyl ether	ND	68	8.6	ug/kg	
95-50-1	1,2-Dichlorobenzene	ND	68	9.6	ug/kg	
541-73-1	1,3-Dichlorobenzene	ND	68	9.7	ug/kg	
106-46-7	1,4-Dichlorobenzene	ND	68	6.7	ug/kg	
121-14-2	2,4-Dinitrotoluene	ND	68	15	ug/kg	
606-20-2	2,6-Dinitrotoluene	ND	68	12	ug/kg	
91-94-1	3,3'-Dichlorobenzidine	ND	170	18	ug/kg	
53-70-3	Dibenzo(a,h)anthracene	ND	68	17	ug/kg	
132-64-9	Dibenzofuran	ND	68	8.4	ug/kg	
84-74-2	Di-n-butyl phthalate	ND	68	13	ug/kg	
117-84-0	Di-n-octyl phthalate	ND	68	24	ug/kg	
84-66-2	Diethyl phthalate	ND	68	37	ug/kg	
131-11-3	Dimethyl phthalate	ND	68	9.2	ug/kg	
117-81-7	bis(2-Ethylhexyl)phthalate	ND	68	17	ug/kg	
206-44-0	Fluoranthene	ND	68	12	ug/kg	

ND = Not detected MDL - Method Detection Limit
RL = Reporting Limit
E = Indicates value exceeds calibration range

J = Indicates an estimated value
B = Indicates analyte found in associated method blank
N = Indicates presumptive evidence of a compound

Accutest Laboratories

Report of Analysis

Client Sample ID:	EP-38		
Lab Sample ID:	N42697-1	**Date Sampled:**	07/01/03
Matrix:	SO - Soil	**Date Received:**	07/02/03
Method:	SW846 8270C SW846 3550B	**Percent Solids:**	96.5
Project:	AK Allen, 255 East 2nd Street, Mineola, NY		

BN TCL List

CAS No.	Compound	Result	RL	MDL	Units	Q
86-73-7	Fluorene	ND	68	6.9	ug/kg	
118-74-1	Hexachlorobenzene	ND	68	10	ug/kg	
87-68-3	Hexachlorobutadiene	ND	68	10	ug/kg	
77-47-4	Hexachlorocyclopentadiene	ND UJ	680	24	ug/kg	
67-72-1	Hexachloroethane	ND	170	11	ug/kg	
193-39-5	Indeno(1,2,3-cd)pyrene	ND	68	23	ug/kg	
78-59-1	Isophorone	ND	68	10	ug/kg	
91-57-6	2-Methylnaphthalene	ND	68	7.0	ug/kg	
88-74-4	2-Nitroaniline	ND	170	18	ug/kg	
99-09-2	3-Nitroaniline	ND	170	18	ug/kg	
100-01-6	4-Nitroaniline	ND	170	21	ug/kg	
91-20-3	Naphthalene	ND	68	6.9	ug/kg	
98-95-3	Nitrobenzene	ND	68	13	ug/kg	
621-64-7	N-Nitroso-di-n-propylamine	ND	68	14	ug/kg	
86-30-6	N-Nitrosodiphenylamine	ND	170	11	ug/kg	
85-01-8	Phenanthrene	ND	68	11	ug/kg	
129-00-0	Pyrene	ND	68	12	ug/kg	
120-82-1	1,2,4-Trichlorobenzene	ND	68	12	ug/kg	

CAS No.	Surrogate Recoveries	Run# 1	Run# 2	Limits
4165-60-0	Nitrobenzene-d5	71%		30-122%
321-60-8	2-Fluorobiphenyl	72%		39-112%
1718-51-0	Terphenyl-d14	87%		24-138%

CAS No.	Tentatively Identified Compounds	R.T.	Est. Conc.	Units	Q
	system artifact/aldo-condensation	4.26	~~440~~ U	ug/kg	~~J~~
	system artifact/aldol-condensation	5.01	~~27000~~ U	ug/kg	~~J~~
	unknown	23.48	1700	ug/kg	J
	unknown	26.98	1100	ug/kg	J
	unknown	27.45	170	ug/kg	J
	Total TIC, Semi-Volatile		2970	ug/kg	J

ND = Not detected MDL - Method Detection Limit
RL = Reporting Limit
E = Indicates value exceeds calibration range

J = Indicates an estimated value
B = Indicates analyte found in associated method blank
N = Indicates presumptive evidence of a compound

Accutest Laboratories

Report of Analysis

Client Sample ID:	EP-39		
Lab Sample ID:	N42697-3	**Date Sampled:**	07/01/03
Matrix:	SO - Soil	**Date Received:**	07/02/03
Method:	SW846 8270C SW846 3550B	**Percent Solids:**	76.7
Project:	AK Allen, 255 East 2nd Street, Mineola, NY		

	File ID	DF	Analyzed	By	Prep Date	Prep Batch	Analytical Batch
Run #1	F37567.D	1	07/08/03	ENZ	07/03/03	OP14269	EF2134
Run #2							

	Initial Weight	Final Volume
Run #1	30.0 g	1.0 ml
Run #2		

BN TCL List

CAS No.	Compound	Result	RL	MDL	Units	Q
83-32-9	Acenaphthene	ND	87	10	ug/kg	
208-96-8	Acenaphthylene	ND	87	11	ug/kg	
120-12-7	Anthracene	ND	87	17	ug/kg	
56-55-3	Benzo(a)anthracene	ND	87	16	ug/kg	
50-32-8	Benzo(a)pyrene	ND	87	16	ug/kg	
205-99-2	Benzo(b)fluoranthene	ND	87	24	ug/kg	
191-24-2	Benzo(g,h,i)perylene	ND	87	20	ug/kg	
207-08-9	Benzo(k)fluoranthene	ND	87	9.6	ug/kg	
101-55-3	4-Bromophenyl phenyl ether	ND	87	14	ug/kg	
85-68-7	Butyl benzyl phthalate	ND	87	21	ug/kg	
91-58-7	2-Chloronaphthalene	ND	87	9.3	ug/kg	
106-47-8	4-Chloroaniline	ND	220	26	ug/kg	
86-74-8	Carbazole	ND	87	18	ug/kg	
218-01-9	Chrysene	ND	87	19	ug/kg	
111-91-1	bis(2-Chloroethoxy)methane	ND	87	10	ug/kg	
111-44-4	bis(2-Chloroethyl)ether	ND	87	8.4	ug/kg	
108-60-1	bis(2-Chloroisopropyl)ether	ND	87	19	ug/kg	
7005-72-3	4-Chlorophenyl phenyl ether	ND	87	11	ug/kg	
95-50-1	1,2-Dichlorobenzene	ND	87	12	ug/kg	
541-73-1	1,3-Dichlorobenzene	ND	87	12	ug/kg	
106-46-7	1,4-Dichlorobenzene	ND	87	8.6	ug/kg	
121-14-2	2,4-Dinitrotoluene	ND	87	20	ug/kg	
606-20-2	2,6-Dinitrotoluene	ND	87	15	ug/kg	
91-94-1	3,3'-Dichlorobenzidine	ND	220	23	ug/kg	
53-70-3	Dibenzo(a,h)anthracene	ND	87	22	ug/kg	
132-64-9	Dibenzofuran	ND	87	11	ug/kg	
84-74-2	Di-n-butyl phthalate	ND	87	16	ug/kg	
117-84-0	Di-n-octyl phthalate	ND	87	31	ug/kg	
84-66-2	Diethyl phthalate	ND	87	47	ug/kg	
131-11-3	Dimethyl phthalate	ND	87	12	ug/kg	
117-81-7	bis(2-Ethylhexyl)phthalate	ND	87	21	ug/kg	
206-44-0	Fluoranthene	ND	87	16	ug/kg	

ND = Not detected MDL - Method Detection Limit
RL = Reporting Limit
E = Indicates value exceeds calibration range

J = Indicates an estimated value
B = Indicates analyte found in associated method blank
N = Indicates presumptive evidence of a compound

1046

Accutest Laboratories

Report of Analysis

Client Sample ID:	EP-39		
Lab Sample ID:	N42697-3	**Date Sampled:**	07/01/03
Matrix:	SO - Soil	**Date Received:**	07/02/03
Method:	SW846 8270C SW846 3550B	**Percent Solids:**	76.7
Project:	AK Allen, 255 East 2nd Street, Mineola, NY		

BN TCL List

CAS No.	Compound	Result	RL	MDL	Units	Q
86-73-7	Fluorene	ND	87	8.9	ug/kg	
118-74-1	Hexachlorobenzene	ND	87	13	ug/kg	
87-68-3	Hexachlorobutadiene	ND	87	13	ug/kg	
77-47-4	Hexachlorocyclopentadiene	ND U J	870	31	ug/kg	
67-72-1	Hexachloroethane	ND	220	14	ug/kg	
193-39-5	Indeno(1,2,3-cd)pyrene	ND	87	29	ug/kg	
78-59-1	Isophorone	ND	87	13	ug/kg	
91-57-6	2-Methylnaphthalene	ND	87	9.0	ug/kg	
88-74-4	2-Nitroaniline	ND	220	23	ug/kg	
99-09-2	3-Nitroaniline	ND	220	23	ug/kg	
100-01-6	4-Nitroaniline	ND	220	27	ug/kg	
91-20-3	Naphthalene	ND	87	8.8	ug/kg	
98-95-3	Nitrobenzene	ND	87	16	ug/kg	
621-64-7	N-Nitroso-di-n-propylamine	ND	87	17	ug/kg	
86-30-6	N-Nitrosodiphenylamine	ND	220	15	ug/kg	
85-01-8	Phenanthrene	ND	87	14	ug/kg	
129-00-0	Pyrene	ND	87	15	ug/kg	
120-82-1	1,2,4-Trichlorobenzene	ND	87	15	ug/kg	

CAS No.	Surrogate Recoveries	Run# 1	Run# 2	Limits
4165-60-0	Nitrobenzene-d5	71%		30-122%
321-60-8	2-Fluorobiphenyl	75%		39-112%
1718-51-0	Terphenyl-d14	79%		24-138%

CAS No.	Tentatively Identified Compounds	R.T.	Est. Conc.	Units	Q
	system artifact/aldol-condensation	4.25	~~540~~ U	ug/kg	~~J~~
	system artifact/aldol-condensation	4.99	~~32000~~ U	ug/kg	~~J~~
	unknown	21.67	180	ug/kg	J
	unknown	23.30	210	ug/kg	J
	unknown	23.49	490	ug/kg	J
	unknown	23.57	380	ug/kg	J
	unknown	23.87	290	ug/kg	J
	unknown	24.77	250	ug/kg	J
	unknown	24.91	420	ug/kg	J
	unknown	25.26	180	ug/kg	J
	unknown	25.37	290	ug/kg	J
	unknown	26.09	510	ug/kg	J
	unknown	27.07	7700	ug/kg	J

ND = Not detected MDL - Method Detection Limit
RL = Reporting Limit
E = Indicates value exceeds calibration range

J = Indicates an estimated value
B = Indicates analyte found in associated method blank
N = Indicates presumptive evidence of a compound

Report of Analysis

Client Sample ID:	EP-39		
Lab Sample ID:	N42697-3	**Date Sampled:**	07/01/03
Matrix:	SO - Soil	**Date Received:**	07/02/03
Method:	SW846 8270C SW846 3550B	**Percent Solids:**	76.7
Project:	AK Allen, 255 East 2nd Street, Mineola, NY		

BN TCL List

CAS No.	Tentatively Identified Compounds	R.T.	Est. Conc.	Units	Q
	unknown	27.31	570	ug/kg	J
	unknown	27.50	700	ug/kg	J
	Total TIC, Semi-Volatile		12170	ug/kg	J

ND = Not detected MDL - Method Detection Limit
RL = Reporting Limit
E = Indicates value exceeds calibration range

J = Indicates an estimated value
B = Indicates analyte found in associated method blank
N = Indicates presumptive evidence of a compound

1048

Accutest Laboratories

Report of Analysis

Client Sample ID:	SB-2 (24-28")		
Lab Sample ID:	N42697-19	**Date Sampled:**	06/30/03
Matrix:	SO - Soil	**Date Received:**	07/02/03
Method:	SW846 8270C SW846 3550B	**Percent Solids:**	75.8
Project:	AK Allen, 255 East 2nd Street, Mineola, NY		

	File ID	DF	Analyzed	By	Prep Date	Prep Batch	Analytical Batch
Run #1	F37577.D	1	07/08/03	ENZ	07/03/03	OP14269	EF2134
Run #2 [a]	F37598.D	5	07/09/03	ENZ	07/03/03	OP14269	EF2135

	Initial Weight	Final Volume
Run #1	5.1 g	1.0 ml
Run #2	5.1 g	1.0 ml

BN TCL List

CAS No.	Compound	Result	RL	MDL	Units	Q
83-32-9	Acenaphthene	ND	520	60	ug/kg	
208-96-8	Acenaphthylene	ND	520	63	ug/kg	
120-12-7	Anthracene	ND	520	99	ug/kg	
56-55-3	Benzo(a)anthracene	286	520	93	ug/kg	J
50-32-8	Benzo(a)pyrene	ND UJ	520	93	ug/kg	
205-99-2	Benzo(b)fluoranthene	ND UJ	520	140	ug/kg	
191-24-2	Benzo(g,h,i)perylene	ND UJ	520	120	ug/kg	
207-08-9	Benzo(k)fluoranthene	ND UJ	520	57	ug/kg	
101-55-3	4-Bromophenyl phenyl ether	ND	520	83	ug/kg	
85-68-7	Butyl benzyl phthalate	ND	520	130	ug/kg	
91-58-7	2-Chloronaphthalene	ND	520	55	ug/kg	
106-47-8	4-Chloroaniline	ND	1300	160	ug/kg	
86-74-8	Carbazole	ND	520	110	ug/kg	
218-01-9	Chrysene	806	520	110	ug/kg	
111-91-1	bis(2-Chloroethoxy)methane	ND	520	60	ug/kg	
111-44-4	bis(2-Chloroethyl)ether	ND	520	50	ug/kg	
108-60-1	bis(2-Chloroisopropyl)ether	ND	520	120	ug/kg	
7005-72-3	4-Chlorophenyl phenyl ether	ND	520	65	ug/kg	
95-50-1	1,2-Dichlorobenzene	ND	520	73	ug/kg	
541-73-1	1,3-Dichlorobenzene	ND	520	74	ug/kg	
106-46-7	1,4-Dichlorobenzene	ND	520	51	ug/kg	
121-14-2	2,4-Dinitrotoluene	ND	520	120	ug/kg	
606-20-2	2,6-Dinitrotoluene	ND	520	91	ug/kg	
91-94-1	3,3'-Dichlorobenzidine	ND	1300	140	ug/kg	
53-70-3	Dibenzo(a,h)anthracene	ND UJ	520	130	ug/kg	
132-64-9	Dibenzofuran	ND	520	64	ug/kg	
84-74-2	Di-n-butyl phthalate	ND	520	97	ug/kg	
117-84-0	Di-n-octyl phthalate	ND UJ	520	180	ug/kg	
84-66-2	Diethyl phthalate	ND	520	280	ug/kg	
131-11-3	Dimethyl phthalate	ND	520	70	ug/kg	
117-81-7	bis(2-Ethylhexyl)phthalate	3490	520	130	ug/kg	
206-44-0	Fluoranthene	ND	520	94	ug/kg	

ND = Not detected MDL - Method Detection Limit
RL = Reporting Limit
E = Indicates value exceeds calibration range

J = Indicates an estimated value
B = Indicates analyte found in associated method blank
N = Indicates presumptive evidence of a compound

Report of Analysis

Client Sample ID:	SB-2 (24-28")		
Lab Sample ID:	N42697-19	**Date Sampled:**	06/30/03
Matrix:	SO - Soil	**Date Received:**	07/02/03
Method:	SW846 8270C SW846 3550B	**Percent Solids:**	75.8
Project:	AK Allen, 255 East 2nd Street, Mineola, NY		

BN TCL List

CAS No.	Compound	Result	RL	MDL	Units	Q
86-73-7	Fluorene	ND	520	53	ug/kg	
118-74-1	Hexachlorobenzene	ND	520	78	ug/kg	
87-68-3	Hexachlorobutadiene	ND	520	78	ug/kg	
77-47-4	Hexachlorocyclopentadiene	ND UJ	5200	180	ug/kg	
67-72-1	Hexachloroethane	ND	1300	81	ug/kg	
193-39-5	Indeno(1,2,3-cd)pyrene	ND UJ	520	180	ug/kg	
78-59-1	Isophorone	ND	520	76	ug/kg	
91-57-6	2-Methylnaphthalene	ND	520	53	ug/kg	
88-74-4	2-Nitroaniline	ND	1300	140	ug/kg	
99-09-2	3-Nitroaniline	ND	1300	140	ug/kg	
100-01-6	4-Nitroaniline	ND	1300	160	ug/kg	
91-20-3	Naphthalene	ND	520	53	ug/kg	
98-95-3	Nitrobenzene	ND	520	98	ug/kg	
621-64-7	N-Nitroso-di-n-propylamine	ND	520	100	ug/kg	
86-30-6	N-Nitrosodiphenylamine	ND	1300	87	ug/kg	
85-01-8	Phenanthrene	ND	520	84	ug/kg	
129-00-0	Pyrene	ND	520	91	ug/kg	
120-82-1	1,2,4-Trichlorobenzene	ND	520	90	ug/kg	

CAS No.	Surrogate Recoveries	Run# 1	Run# 2	Limits
4165-60-0	Nitrobenzene-d5	69%	76%	30-122%
321-60-8	2-Fluorobiphenyl	74%	67%	39-112%
1718-51-0	Terphenyl-d14	104%	78%	24-138%

CAS No.	Tentatively Identified Compounds	R.T.	Est. Conc.	Units	Q
	system artifact/aldol-condensation	~~4.97~~	120000	ug/kg	J
	Naphthalene decahydro-methyl	7.96	16000	ug/kg	J
	unknown	8.34	12000	ug/kg	J
	alkane	8.68	18000	ug/kg	J
	alkane	9.27	45000	ug/kg	J
629-50-5	Tridecane	9.53	29000	ug/kg	JN
	alkane	9.71	10000	ug/kg	J
629-59-4	Tetradecane	10.57	9600	ug/kg	JN
	Phenol, -tetrachloro-	12.43	11000	ug/kg	J
	alkane	22.39	12000	ug/kg	J
	unknown	22.78	8800	ug/kg	J
	unknown	23.71	11000	ug/kg	J
	alkane	24.13	9500	ug/kg	J

ND = Not detected MDL - Method Detection Limit
RL = Reporting Limit
E = Indicates value exceeds calibration range

J = Indicates an estimated value
B = Indicates analyte found in associated method blank
N = Indicates presumptive evidence of a compound

Report of Analysis

Client Sample ID:	SB-2 (24-28")		
Lab Sample ID:	N42697-19	**Date Sampled:**	06/30/03
Matrix:	SO - Soil	**Date Received:**	07/02/03
Method:	SW846 8270C SW846 3550B	**Percent Solids:**	75.8
Project:	AK Allen, 255 East 2nd Street, Mineola, NY		

BN TCL List

CAS No.	Tentatively Identified Compounds	R.T.	Est. Conc.	Units	Q
	unknown	24.50	15000	ug/kg	J
	unknown	25.47	11000	ug/kg	J
	unknown	26.18	14000	ug/kg	J
	Total TIC, Semi-Volatile		231900	ug/kg	J

(a) Confirmation run.

ND = Not detected MDL - Method Detection Limit
RL = Reporting Limit
E = Indicates value exceeds calibration range

J = Indicates an estimated value
B = Indicates analyte found in associated method blank
N = Indicates presumptive evidence of a compound

Accutest Laboratories

Report of Analysis

Client Sample ID:	SB-3 (24-28")		
Lab Sample ID:	N42697-20	**Date Sampled:**	06/30/03
Matrix:	SO - Soil	**Date Received:**	07/02/03
Method:	SW846 8270C SW846 3550B	**Percent Solids:**	81.0
Project:	AK Allen, 255 East 2nd Street, Mineola, NY		

	File ID	DF	Analyzed	By	Prep Date	Prep Batch	Analytical Batch
Run #1	F37580.D	1	07/09/03	ENZ	07/03/03	OP14269	EF2134
Run #2 [a]	F37601.D	5	07/09/03	ENZ	07/03/03	OP14269	EF2135

	Initial Weight	Final Volume
Run #1	5.3 g	1.0 ml
Run #2	5.3 g	1.0 ml

BN TCL List

CAS No.	Compound	Result	RL	MDL	Units	Q
83-32-9	Acenaphthene	ND	470	54	ug/kg	
208-96-8	Acenaphthylene	ND	470	57	ug/kg	
120-12-7	Anthracene	ND	470	89	ug/kg	
56-55-3	Benzo(a)anthracene	ND UJ	470	83	ug/kg	
50-32-8	Benzo(a)pyrene	ND UJ	470	83	ug/kg	
205-99-2	Benzo(b)fluoranthene	ND UJ	470	130	ug/kg	
191-24-2	Benzo(g,h,i)perylene	1210 J	470	110	ug/kg	
207-08-9	Benzo(k)fluoranthene	ND UJ	470	51	ug/kg	
101-55-3	4-Bromophenyl phenyl ether	ND	470	75	ug/kg	
85-68-7	Butyl benzyl phthalate	ND UJ	470	110	ug/kg	
91-58-7	2-Chloronaphthalene	ND	470	50	ug/kg	
106-47-8	4-Chloroaniline	ND	1200	140	ug/kg	
86-74-8	Carbazole	ND	470	96	ug/kg	
218-01-9	Chrysene	1370 J	470	99	ug/kg	
111-91-1	bis(2-Chloroethoxy)methane	ND	470	54	ug/kg	
111-44-4	bis(2-Chloroethyl)ether	ND	470	45	ug/kg	
108-60-1	bis(2-Chloroisopropyl)ether	ND	470	100	ug/kg	
7005-72-3	4-Chlorophenyl phenyl ether	ND	470	59	ug/kg	
95-50-1	1,2-Dichlorobenzene	ND	470	66	ug/kg	
541-73-1	1,3-Dichlorobenzene	ND	470	66	ug/kg	
106-46-7	1,4-Dichlorobenzene	ND	470	46	ug/kg	
121-14-2	2,4-Dinitrotoluene	ND	470	110	ug/kg	
606-20-2	2,6-Dinitrotoluene	ND	470	82	ug/kg	
91-94-1	3,3'-Dichlorobenzidine	ND UJ	1200	120	ug/kg	
53-70-3	Dibenzo(a,h)anthracene	ND UJ	470	120	ug/kg	
132-64-9	Dibenzofuran	ND	470	57	ug/kg	
84-74-2	Di-n-butyl phthalate	ND	470	88	ug/kg	
117-84-0	Di-n-octyl phthalate	ND UJ	470	170	ug/kg	
84-66-2	Diethyl phthalate	ND	470	250	ug/kg	
131-11-3	Dimethyl phthalate	ND	470	63	ug/kg	
117-81-7	bis(2-Ethylhexyl)phthalate	2910 J	470	110	ug/kg	
206-44-0	Fluoranthene	ND	470	85	ug/kg	

ND = Not detected MDL - Method Detection Limit
RL = Reporting Limit
E = Indicates value exceeds calibration range

J = Indicates an estimated value
B = Indicates analyte found in associated method blank
N = Indicates presumptive evidence of a compound

Report of Analysis

Client Sample ID:	SB-3 (24-28")		
Lab Sample ID:	N42697-20	**Date Sampled:**	06/30/03
Matrix:	SO - Soil	**Date Received:**	07/02/03
Method:	SW846 8270C SW846 3550B	**Percent Solids:**	81.0
Project:	AK Allen, 255 East 2nd Street, Mineola, NY		

BN TCL List

CAS No.	Compound	Result	RL	MDL	Units	Q
86-73-7	Fluorene	ND	470	48	ug/kg	
118-74-1	Hexachlorobenzene	ND	470	71	ug/kg	
87-68-3	Hexachlorobutadiene	ND	470	70	ug/kg	
77-47-4	Hexachlorocyclopentadiene	ND UJ	4700	170	ug/kg	
67-72-1	Hexachloroethane	ND	1200	73	ug/kg	
193-39-5	Indeno(1,2,3-cd)pyrene	958 J	470	160	ug/kg	
78-59-1	Isophorone	ND	470	68	ug/kg	
91-57-6	2-Methylnaphthalene	ND	470	48	ug/kg	
88-74-4	2-Nitroaniline	ND	1200	120	ug/kg	
99-09-2	3-Nitroaniline	ND	1200	130	ug/kg	
100-01-6	4-Nitroaniline	ND	1200	150	ug/kg	
91-20-3	Naphthalene	ND	470	47	ug/kg	
98-95-3	Nitrobenzene	ND	470	88	ug/kg	
621-64-7	N-Nitroso-di-n-propylamine	ND	470	94	ug/kg	
86-30-6	N-Nitrosodiphenylamine	ND	1200	78	ug/kg	
85-01-8	Phenanthrene	ND	470	75	ug/kg	
129-00-0	Pyrene	3020 J	470	82	ug/kg	
120-82-1	1,2,4-Trichlorobenzene	ND	470	81	ug/kg	

CAS No.	Surrogate Recoveries	Run# 1	Run# 2	Limits
4165-60-0	Nitrobenzene-d5	57%	76%	30-122%
321-60-8	2-Fluorobiphenyl	70%	74%	39-112%
1718-51-0	Terphenyl-d14	149% b	104%	24-138%

CAS No.	Tentatively Identified Compounds	R.T.	Est. Conc.	Units	Q
	system artifact/aldol-condensation	4.95	83000	ug/kg	J
	alkane	9.27	12000	ug/kg	J
	unknown	11.44	10000	ug/kg	J
	alkane	13.89	28000	ug/kg	J
	unknown	14.65	11000	ug/kg	J
	alkane	22.95	24000	ug/kg	J
	unknown	23.71	16000	ug/kg	J
	alkane	24.15	34000	ug/kg	J
	unknown	24.52	49000	ug/kg	J
	unknown	25.48	13000	ug/kg	J
	unknown	26.19	24000	ug/kg	J
	unknown	27.13	9500	ug/kg	J
	Total TIC, Semi-Volatile		230500	ug/kg	J

ND = Not detected MDL - Method Detection Limit
RL = Reporting Limit
E = Indicates value exceeds calibration range

J = Indicates an estimated value
B = Indicates analyte found in associated method blank
N = Indicates presumptive evidence of a compound

Report of Analysis

Client Sample ID:	SB-3 (24-28")		
Lab Sample ID:	N42697-20	**Date Sampled:**	06/30/03
Matrix:	SO - Soil	**Date Received:**	07/02/03
Method:	SW846 8270C SW846 3550B	**Percent Solids:**	81.0
Project:	AK Allen, 255 East 2nd Street, Mineola, NY		

BN TCL List

CAS No.	Compound	Result	RL	MDL	Units	Q

(a) Confirmation run.
(b) Outside control limits due to matrix interference.

ND = Not detected MDL - Method Detection Limit
RL = Reporting Limit
E = Indicates value exceeds calibration range

J = Indicates an estimated value
B = Indicates analyte found in associated method blank
N = Indicates presumptive evidence of a compound

Accutest Laboratories

Report of Analysis

Client Sample ID:	SB-3 (36-40")		
Lab Sample ID:	N42697-21	**Date Sampled:**	06/30/03
Matrix:	SO - Soil	**Date Received:**	07/02/03
Method:	SW846 8270C SW846 3550B	**Percent Solids:**	95.7
Project:	AK Allen, 255 East 2nd Street, Mineola, NY		

	File ID	DF	Analyzed	By	Prep Date	Prep Batch	Analytical Batch
Run #1	F37576.D	1	07/08/03	ENZ	07/03/03	OP14269	EF2134
Run #2 [a]	F37597.D	5	07/09/03	ENZ	07/03/03	OP14269	EF2135

	Initial Weight	Final Volume
Run #1	30.2 g	1.0 ml
Run #2	30.2 g	1.0 ml

BN TCL List

CAS No.	Compound	Result	RL	MDL	Units	Q
83-32-9	Acenaphthene	ND	69	8.0	ug/kg	
208-96-8	Acenaphthylene	ND	69	8.4	ug/kg	
120-12-7	Anthracene	ND UJ	69	13	ug/kg	
56-55-3	Benzo(a)anthracene	ND	69	12	ug/kg	
50-32-8	Benzo(a)pyrene	ND UJ	69	12	ug/kg	
205-99-2	Benzo(b)fluoranthene	ND UJ	69	19	ug/kg	
191-24-2	Benzo(g,h,i)perylene	ND UJ	69	16	ug/kg	
207-08-9	Benzo(k)fluoranthene	ND UJ	69	7.6	ug/kg	
101-55-3	4-Bromophenyl phenyl ether	ND UJ	69	11	ug/kg	
85-68-7	Butyl benzyl phthalate	ND	69	17	ug/kg	
91-58-7	2-Chloronaphthalene	ND	69	7.4	ug/kg	
106-47-8	4-Chloroaniline	ND	170	21	ug/kg	
86-74-8	Carbazole	ND UJ	69	14	ug/kg	
218-01-9	Chrysene	ND	69	15	ug/kg	
111-91-1	bis(2-Chloroethoxy)methane	ND	69	8.0	ug/kg	
111-44-4	bis(2-Chloroethyl)ether	ND	69	6.7	ug/kg	
108-60-1	bis(2-Chloroisopropyl)ether	ND	69	16	ug/kg	
7005-72-3	4-Chlorophenyl phenyl ether	ND	69	8.8	ug/kg	
95-50-1	1,2-Dichlorobenzene	ND	69	9.8	ug/kg	
541-73-1	1,3-Dichlorobenzene	ND	69	9.9	ug/kg	
106-46-7	1,4-Dichlorobenzene	ND	69	6.9	ug/kg	
121-14-2	2,4-Dinitrotoluene	ND	69	16	ug/kg	
606-20-2	2,6-Dinitrotoluene	ND	69	12	ug/kg	
91-94-1	3,3'-Dichlorobenzidine	ND	170	18	ug/kg	
53-70-3	Dibenzo(a,h)anthracene	ND UJ	69	18	ug/kg	
132-64-9	Dibenzofuran	ND	69	8.5	ug/kg	
84-74-2	Di-n-butyl phthalate	ND UJ	69	13	ug/kg	
117-84-0	Di-n-octyl phthalate	ND UJ	69	25	ug/kg	
84-66-2	Diethyl phthalate	ND	69	37	ug/kg	
131-11-3	Dimethyl phthalate	ND	69	9.4	ug/kg	
117-81-7	bis(2-Ethylhexyl)phthalate	ND	69	17	ug/kg	
206-44-0	Fluoranthene	ND UJ	69	13	ug/kg	

ND = Not detected MDL - Method Detection Limit
RL = Reporting Limit
E = Indicates value exceeds calibration range

J = Indicates an estimated value
B = Indicates analyte found in associated method blank
N = Indicates presumptive evidence of a compound

Report of Analysis

Client Sample ID:	SB-3 (36-40")		
Lab Sample ID:	N42697-21	**Date Sampled:**	06/30/03
Matrix:	SO - Soil	**Date Received:**	07/02/03
Method:	SW846 8270C SW846 3550B	**Percent Solids:**	95.7
Project:	AK Allen, 255 East 2nd Street, Mineola, NY		

BN TCL List

CAS No.	Compound	Result	RL	MDL	Units	Q
86-73-7	Fluorene	ND	69	7.1	ug/kg	
118-74-1	Hexachlorobenzene	ND UJ	69	10	ug/kg	
87-68-3	Hexachlorobutadiene	ND	69	10	ug/kg	
77-47-4	Hexachlorocyclopentadiene	ND UJ	690	25	ug/kg	
67-72-1	Hexachloroethane	ND	170	11	ug/kg	
193-39-5	Indeno(1,2,3-cd)pyrene	ND UJ	69	23	ug/kg	
78-59-1	Isophorone	ND	69	10	ug/kg	
91-57-6	2-Methylnaphthalene	ND	69	7.1	ug/kg	
88-74-4	2-Nitroaniline	ND	170	18	ug/kg	
99-09-2	3-Nitroaniline	ND	170	19	ug/kg	
100-01-6	4-Nitroaniline	ND	170	22	ug/kg	
91-20-3	Naphthalene	ND	69	7.0	ug/kg	
98-95-3	Nitrobenzene	ND	69	13	ug/kg	
621-64-7	N-Nitroso-di-n-propylamine	ND	69	14	ug/kg	
86-30-6	N-Nitrosodiphenylamine	ND UJ	170	12	ug/kg	
85-01-8	Phenanthrene	ND UJ	69	11	ug/kg	
129-00-0	Pyrene	ND	69	12	ug/kg	
120-82-1	1,2,4-Trichlorobenzene	ND	69	12	ug/kg	

CAS No.	Surrogate Recoveries	Run# 1	Run# 2	Limits
4165-60-0	Nitrobenzene-d5	73%	75%	30-122%
321-60-8	2-Fluorobiphenyl	68%	82%	39-112%
1718-51-0	Terphenyl-d14	94%	84%	24-138%

CAS No.	Tentatively Identified Compounds	R.T.	Est. Conc.	Units	Q
	system artifact	4.26	~~1200~~ U	ug/kg	~~J~~
	system artifact/aldol-condensation	4.95	~~19000~~ U	ug/kg	~~J~~
	unknown	15.58	1600	ug/kg	J
	unknown	15.64	1300	ug/kg	J
	unknown	16.16	1000	ug/kg	J
	1,1'-Biphenyl,pentachloro(PCB)	17.76	890	ug/kg	J
	unknown	22.78	2300	ug/kg	J
	unknown	23.16	1100	ug/kg	J
	unknown	23.26	940	ug/kg	J
	unknown	23.43	2600	ug/kg	J
	unknown	23.60	980	ug/kg	J
	unknown	23.69	3500	ug/kg	J
	unknown	23.97	3400	ug/kg	J

ND = Not detected MDL - Method Detection Limit
RL = Reporting Limit
E = Indicates value exceeds calibration range

J = Indicates an estimated value
B = Indicates analyte found in associated method blank
N = Indicates presumptive evidence of a compound

Report of Analysis

Client Sample ID:	SB-3 (36-40")		
Lab Sample ID:	N42697-21	**Date Sampled:**	06/30/03
Matrix:	SO - Soil	**Date Received:**	07/02/03
Method:	SW846 8270C SW846 3550B	**Percent Solids:**	95.7
Project:	AK Allen, 255 East 2nd Street, Mineola, NY		

BN TCL List

CAS No.	Tentatively Identified Compounds	R.T.	Est. Conc.	Units	Q
	unknown	24.13	1500	ug/kg	J
	unknown	24.99	3500	ug/kg	J
	unknown	26.17	1400	ug/kg	J
	Total TIC, Semi-Volatile		26010	ug/kg	J

(a) Confirmation run.

ND = Not detected MDL - Method Detection Limit
RL = Reporting Limit
E = Indicates value exceeds calibration range

J = Indicates an estimated value
B = Indicates analyte found in associated method blank
N = Indicates presumptive evidence of a compound

Accutest Laboratories

Report of Analysis

Client Sample ID:	SB-3A (24-28")		
Lab Sample ID:	N42697-22	**Date Sampled:**	06/30/03
Matrix:	SO - Soil	**Date Received:**	07/02/03
Method:	SW846 8270C SW846 3550B	**Percent Solids:**	81.4
Project:	AK Allen, 255 East 2nd Street, Mineola, NY		

	File ID	DF	Analyzed	By	Prep Date	Prep Batch	Analytical Batch
Run #1	F37578.D	1	07/09/03	ENZ	07/03/03	OP14269	EF2134
Run #2 [a]	F37599.D	5	07/09/03	ENZ	07/03/03	OP14269	EF2135

	Initial Weight	Final Volume
Run #1	30.4 g	1.0 ml
Run #2	30.4 g	1.0 ml

BN TCL List

CAS No.	Compound	Result	RL	MDL	Units	Q
83-32-9	Acenaphthene	ND	81	9.3	ug/kg	
208-96-8	Acenaphthylene	34.4	81	9.8	ug/kg	J
120-12-7	Anthracene	408	81	15	ug/kg	
56-55-3	Benzo(a)anthracene	307	81	14	ug/kg	
50-32-8	Benzo(a)pyrene	716 J	81	14	ug/kg	
205-99-2	Benzo(b)fluoranthene	478 J	81	22	ug/kg	
191-24-2	Benzo(g,h,i)perylene	360 J	81	18	ug/kg	
207-08-9	Benzo(k)fluoranthene	159 J	81	8.9	ug/kg	
101-55-3	4-Bromophenyl phenyl ether	ND	81	13	ug/kg	
85-68-7	Butyl benzyl phthalate	ND	81	20	ug/kg	
91-58-7	2-Chloronaphthalene	ND	81	8.6	ug/kg	
106-47-8	4-Chloroaniline	ND	200	24	ug/kg	
86-74-8	Carbazole	177	81	17	ug/kg	
218-01-9	Chrysene	750	81	17	ug/kg	
111-91-1	bis(2-Chloroethoxy)methane	ND	81	9.4	ug/kg	
111-44-4	bis(2-Chloroethyl)ether	ND	81	7.8	ug/kg	
108-60-1	bis(2-Chloroisopropyl)ether	ND	81	18	ug/kg	
7005-72-3	4-Chlorophenyl phenyl ether	ND	81	10	ug/kg	
95-50-1	1,2-Dichlorobenzene	ND	81	11	ug/kg	
541-73-1	1,3-Dichlorobenzene	ND	81	12	ug/kg	
106-46-7	1,4-Dichlorobenzene	ND	81	8.0	ug/kg	
121-14-2	2,4-Dinitrotoluene	ND	81	18	ug/kg	
606-20-2	2,6-Dinitrotoluene	ND	81	14	ug/kg	
91-94-1	3,3'-Dichlorobenzidine	ND	200	21	ug/kg	
53-70-3	Dibenzo(a,h)anthracene	ND UJ	81	21	ug/kg	
132-64-9	Dibenzofuran	32.9	81	9.9	ug/kg	J
84-74-2	Di-n-butyl phthalate	ND	81	15	ug/kg	
117-84-0	Di-n-octyl phthalate	ND UJ	81	29	ug/kg	
84-66-2	Diethyl phthalate	ND	81	44	ug/kg	
131-11-3	Dimethyl phthalate	ND	81	11	ug/kg	
117-81-7	bis(2-Ethylhexyl)phthalate	ND	81	20	ug/kg	
206-44-0	Fluoranthene	160	81	15	ug/kg	

ND = Not detected MDL - Method Detection Limit
RL = Reporting Limit
E = Indicates value exceeds calibration range

J = Indicates an estimated value
B = Indicates analyte found in associated method blank
N = Indicates presumptive evidence of a compound

Report of Analysis

Client Sample ID:	SB-3A (24-28")		
Lab Sample ID:	N42697-22	**Date Sampled:**	06/30/03
Matrix:	SO - Soil	**Date Received:**	07/02/03
Method:	SW846 8270C SW846 3550B	**Percent Solids:**	81.4
Project:	AK Allen, 255 East 2nd Street, Mineola, NY		

BN TCL List

CAS No.	Compound	Result	RL	MDL	Units	Q
86-73-7	Fluorene	44.6	81	8.2	ug/kg	J
118-74-1	Hexachlorobenzene	ND	81	12	ug/kg	
87-68-3	Hexachlorobutadiene	ND	81	12	ug/kg	
77-47-4	Hexachlorocyclopentadiene	ND UJ	810	29	ug/kg	
67-72-1	Hexachloroethane	ND	200	13	ug/kg	
193-39-5	Indeno(1,2,3-cd)pyrene	ND UJ	81	27	ug/kg	
78-59-1	Isophorone	ND	81	12	ug/kg	
91-57-6	2-Methylnaphthalene	59.9	81	8.3	ug/kg	J
88-74-4	2-Nitroaniline	ND	200	21	ug/kg	
99-09-2	3-Nitroaniline	ND	200	22	ug/kg	
100-01-6	4-Nitroaniline	ND	200	25	ug/kg	
91-20-3	Naphthalene	29.1	81	8.2	ug/kg	J
98-95-3	Nitrobenzene	ND	81	15	ug/kg	
621-64-7	N-Nitroso-di-n-propylamine	ND	81	16	ug/kg	
86-30-6	N-Nitrosodiphenylamine	ND	200	14	ug/kg	
85-01-8	Phenanthrene	221	81	13	ug/kg	
129-00-0	Pyrene	551	81	14	ug/kg	
120-82-1	1,2,4-Trichlorobenzene	ND	81	14	ug/kg	

CAS No.	Surrogate Recoveries	Run# 1	Run# 2	Limits
4165-60-0	Nitrobenzene-d5	66%	82%	30-122%
321-60-8	2-Fluorobiphenyl	73%	85%	39-112%
1718-51-0	Terphenyl-d14	99%	84%	24-138%

CAS No.	Tentatively Identified Compounds	R.T.	Est. Conc.	Units	Q
	system artifact/aldol-condensation	4.98	24000	ug/kg	J
	Pyrene methyl	19.24	490	ug/kg	J
	Pyrene methyl	19.45	610	ug/kg	J
	unknown	19.69	600	ug/kg	J
	Chrysene methyl	22.05	880	ug/kg	J
	Benzophenanthrene, dimethyl-	22.91	980	ug/kg	J
	unknown	23.29	520	ug/kg	J
	unknown	23.37	640	ug/kg	J
	unknown	23.63	1100	ug/kg	J
	unknown	23.91	640	ug/kg	J
	unknown PAH C20H12	24.02	1800	ug/kg	J
	unknown	24.44	600	ug/kg	J
	unknown	24.82	810	ug/kg	J

ND = Not detected MDL - Method Detection Limit
RL = Reporting Limit
E = Indicates value exceeds calibration range

J = Indicates an estimated value
B = Indicates analyte found in associated method blank
N = Indicates presumptive evidence of a compound

Report of Analysis

Client Sample ID:	SB-3A (24-28")		
Lab Sample ID:	N42697-22	**Date Sampled:**	06/30/03
Matrix:	SO - Soil	**Date Received:**	07/02/03
Method:	SW846 8270C SW846 3550B	**Percent Solids:**	81.4
Project:	AK Allen, 255 East 2nd Street, Mineola, NY		

BN TCL List

CAS No.	Tentatively Identified Compounds	R.T.	Est. Conc.	Units	Q
	unknown	24.87	470	ug/kg	J
	unknown	25.42	510	ug/kg	J
	unknown	26.13	890	ug/kg	J
	Total TIC, Semi-Volatile		11540	ug/kg	J

(a) Confirmation run.

ND = Not detected MDL - Method Detection Limit
RL = Reporting Limit
E = Indicates value exceeds calibration range

J = Indicates an estimated value
B = Indicates analyte found in associated method blank
N = Indicates presumptive evidence of a compound

Accutest Laboratories

Report of Analysis

Client Sample ID:	SB-4 (24-28")		
Lab Sample ID:	N42697-23	**Date Sampled:**	06/30/03
Matrix:	SO - Soil	**Date Received:**	07/02/03
Method:	SW846 8270C SW846 3550B	**Percent Solids:**	81.9
Project:	AK Allen, 255 East 2nd Street, Mineola, NY		

	File ID	DF	Analyzed	By	Prep Date	Prep Batch	Analytical Batch
Run #1	F37579.D	1	07/09/03	ENZ	07/03/03	OP14269	EF2134
Run #2 [a]	F37600.D	5	07/09/03	ENZ	07/03/03	OP14269	EF2135

	Initial Weight	Final Volume
Run #1	5.5 g	1.0 ml
Run #2	5.5 g	1.0 ml

BN TCL List

CAS No.	Compound	Result	RL	MDL	Units	Q
83-32-9	Acenaphthene	ND	440	51	ug/kg	
208-96-8	Acenaphthylene	ND	440	54	ug/kg	
120-12-7	Anthracene	ND UJ	440	85	ug/kg	
56-55-3	Benzo(a)anthracene	ND UJ	440	79	ug/kg	
50-32-8	Benzo(a)pyrene	ND UJ	440	79	ug/kg	
205-99-2	Benzo(b)fluoranthene	ND UJ	440	120	ug/kg	
191-24-2	Benzo(g,h,i)perylene	939 J	440	100	ug/kg	
207-08-9	Benzo(k)fluoranthene	ND UJ	440	49	ug/kg	
101-55-3	4-Bromophenyl phenyl ether	ND UJ	440	71	ug/kg	
85-68-7	Butyl benzyl phthalate	ND UJ	440	110	ug/kg	
91-58-7	2-Chloronaphthalene	ND	440	48	ug/kg	
106-47-8	4-Chloroaniline	ND	1100	130	ug/kg	
86-74-8	Carbazole	ND UJ	440	91	ug/kg	
218-01-9	Chrysene	ND UJ	440	95	ug/kg	
111-91-1	bis(2-Chloroethoxy)methane	ND	440	52	ug/kg	
111-44-4	bis(2-Chloroethyl)ether	ND	440	43	ug/kg	
108-60-1	bis(2-Chloroisopropyl)ether	ND	440	99	ug/kg	
7005-72-3	4-Chlorophenyl phenyl ether	ND	440	56	ug/kg	
95-50-1	1,2-Dichlorobenzene	ND	440	63	ug/kg	
541-73-1	1,3-Dichlorobenzene	ND	440	63	ug/kg	
106-46-7	1,4-Dichlorobenzene	ND	440	44	ug/kg	
121-14-2	2,4-Dinitrotoluene	ND	440	100	ug/kg	
606-20-2	2,6-Dinitrotoluene	ND	440	78	ug/kg	
91-94-1	3,3'-Dichlorobenzidine	ND UJ	1100	120	ug/kg	
53-70-3	Dibenzo(a,h)anthracene	ND UJ	440	110	ug/kg	
132-64-9	Dibenzofuran	ND	440	55	ug/kg	
84-74-2	Di-n-butyl phthalate	ND UJ	440	83	ug/kg	
117-84-0	Di-n-octyl phthalate	ND UJ	440	160	ug/kg	
84-66-2	Diethyl phthalate	ND	440	240	ug/kg	
131-11-3	Dimethyl phthalate	ND	440	60	ug/kg	
117-81-7	bis(2-Ethylhexyl)phthalate	2320 J	440	110	ug/kg	
206-44-0	Fluoranthene	704 J	440	81	ug/kg	

ND = Not detected MDL - Method Detection Limit
RL = Reporting Limit
E = Indicates value exceeds calibration range

J = Indicates an estimated value
B = Indicates analyte found in associated method blank
N = Indicates presumptive evidence of a compound

Accutest Laboratories

Report of Analysis

Client Sample ID:	SB-4 (24-28")		
Lab Sample ID:	N42697-23	**Date Sampled:**	06/30/03
Matrix:	SO - Soil	**Date Received:**	07/02/03
Method:	SW846 8270C SW846 3550B	**Percent Solids:**	81.9
Project:	AK Allen, 255 East 2nd Street, Mineola, NY		

BN TCL List

CAS No.	Compound	Result	RL	MDL	Units	Q
86-73-7	Fluorene	ND	440	45	ug/kg	
118-74-1	Hexachlorobenzene	ND UJ	440	67	ug/kg	
87-68-3	Hexachlorobutadiene	ND	440	67	ug/kg	
77-47-4	Hexachlorocyclopentadiene	ND UJ	4400	160	ug/kg	
67-72-1	Hexachloroethane	ND	1100	70	ug/kg	
193-39-5	Indeno(1,2,3-cd)pyrene	ND UJ	440	150	ug/kg	
78-59-1	Isophorone	ND	440	65	ug/kg	
91-57-6	2-Methylnaphthalene	ND	440	46	ug/kg	
88-74-4	2-Nitroaniline	ND	1100	120	ug/kg	
99-09-2	3-Nitroaniline	ND	1100	120	ug/kg	
100-01-6	4-Nitroaniline	ND	1100	140	ug/kg	
91-20-3	Naphthalene	ND	440	45	ug/kg	
98-95-3	Nitrobenzene	ND	440	84	ug/kg	
621-64-7	N-Nitroso-di-n-propylamine	ND	440	89	ug/kg	
86-30-6	N-Nitrosodiphenylamine	ND UJ	1100	75	ug/kg	
85-01-8	Phenanthrene	ND UJ	440	72	ug/kg	
129-00-0	Pyrene	2230 J	440	78	ug/kg	
120-82-1	1,2,4-Trichlorobenzene	ND	440	77	ug/kg	

CAS No.	Surrogate Recoveries	Run# 1	Run# 2	Limits
4165-60-0	Nitrobenzene-d5	73%	83%	30-122%
321-60-8	2-Fluorobiphenyl	71%	72%	39-112%
1718-51-0	Terphenyl-d14	143% b	103%	24-138%

CAS No.	Tentatively Identified Compounds	R.T.	Est. Conc.	Units	Q
	system artifact/aldol-condensation	4.93	84000	ug/kg	J
	alkane	13.28	38000	ug/kg	J
	unknown	13.39	26000	ug/kg	J
	alkane	13.83	25000	ug/kg	J
	alkane	13.90	120000	ug/kg	J
	unknown	14.28	38000	ug/kg	J
	unknown	14.45	49000	ug/kg	J
	unknown	14.58	40000	ug/kg	J
87-86-5	Phenol, pentachloro-	14.67	69000	ug/kg	JN
	alkane	15.03	76000	ug/kg	J
	unknown	16.23	51000	ug/kg	J
	unknown	23.98	27000	ug/kg	J
	alkane	24.16	46000	ug/kg	J

ND = Not detected MDL - Method Detection Limit
RL = Reporting Limit
E = Indicates value exceeds calibration range

J = Indicates an estimated value
B = Indicates analyte found in associated method blank
N = Indicates presumptive evidence of a compound

Report of Analysis

Client Sample ID:	SB-4 (24-28")		
Lab Sample ID:	N42697-23	**Date Sampled:**	06/30/03
Matrix:	SO - Soil	**Date Received:**	07/02/03
Method:	SW846 8270C SW846 3550B	**Percent Solids:**	81.9
Project:	AK Allen, 255 East 2nd Street, Mineola, NY		

BN TCL List

CAS No.	Tentatively Identified Compounds	R.T.	Est. Conc.	Units	Q
	alkane	24.52	66000	ug/kg	J
	unknown	24.87	25000	ug/kg	J
	unknown	26.20	32000	ug/kg	J
	Total TIC, Semi-Volatile		728000	ug/kg	J

(a) Confirmation run.
(b) Outside control limits due to matrix interference.

ND = Not detected MDL - Method Detection Limit
RL = Reporting Limit
E = Indicates value exceeds calibration range

J = Indicates an estimated value
B = Indicates analyte found in associated method blank
N = Indicates presumptive evidence of a compound

Accutest Laboratories

Report of Analysis

Client Sample ID:	SB-36 (0-12")		
Lab Sample ID:	N42697-26	**Date Sampled:**	06/30/03
Matrix:	SO - Soil	**Date Received:**	07/02/03
Method:	SW846 8270C SW846 3550B	**Percent Solids:**	76.8
Project:	AK Allen, 255 East 2nd Street, Mineola, NY		

	File ID	DF	Analyzed	By	Prep Date	Prep Batch	Analytical Batch
Run #1	R33019.D	1	07/08/03	YW	07/07/03	OP14301	ER1032
Run #2 [a]	R33046.D	1	07/09/03	YW	07/07/03	OP14301	ER1033

	Initial Weight	Final Volume
Run #1	30.0 g	1.0 ml
Run #2	30.0 g	1.0 ml

BN TCL List

CAS No.	Compound	Result	RL	MDL	Units	Q
83-32-9	Acenaphthene	ND	87	10	ug/kg	
208-96-8	Acenaphthylene	ND	87	11	ug/kg	
120-12-7	Anthracene	26.7	87	17	ug/kg	J
56-55-3	Benzo(a)anthracene	101	87	16	ug/kg	
50-32-8	Benzo(a)pyrene	104 J	87	16	ug/kg	
205-99-2	Benzo(b)fluoranthene	237 J	87	24	ug/kg	
191-24-2	Benzo(g,h,i)perylene	52.2 J	87	20	ug/kg	J
207-08-9	Benzo(k)fluoranthene	71.0 J	87	9.5	ug/kg	J
101-55-3	4-Bromophenyl phenyl ether	ND	87	14	ug/kg	
85-68-7	Butyl benzyl phthalate	27.8	87	21	ug/kg	J
91-58-7	2-Chloronaphthalene	ND	87	9.3	ug/kg	
106-47-8	4-Chloroaniline	ND	220	26	ug/kg	
86-74-8	Carbazole	23.1	87	18	ug/kg	J
218-01-9	Chrysene	162	87	18	ug/kg	
111-91-1	bis(2-Chloroethoxy)methane	ND	87	10	ug/kg	
111-44-4	bis(2-Chloroethyl)ether	ND	87	8.4	ug/kg	
108-60-1	bis(2-Chloroisopropyl)ether	ND	87	19	ug/kg	
7005-72-3	4-Chlorophenyl phenyl ether	ND	87	11	ug/kg	
95-50-1	1,2-Dichlorobenzene	ND	87	12	ug/kg	
541-73-1	1,3-Dichlorobenzene	ND	87	12	ug/kg	
106-46-7	1,4-Dichlorobenzene	ND	87	8.6	ug/kg	
121-14-2	2,4-Dinitrotoluene	ND	87	20	ug/kg	
606-20-2	2,6-Dinitrotoluene	ND	87	15	ug/kg	
91-94-1	3,3'-Dichlorobenzidine	ND	220	23	ug/kg	
53-70-3	Dibenzo(a,h)anthracene	ND U J	87	22	ug/kg	
132-64-9	Dibenzofuran	ND	87	11	ug/kg	
84-74-2	Di-n-butyl phthalate	ND	87	16	ug/kg	
117-84-0	Di-n-octyl phthalate	ND U J	87	31	ug/kg	
84-66-2	Diethyl phthalate	ND	87	47	ug/kg	
131-11-3	Dimethyl phthalate	ND	87	12	ug/kg	
117-81-7	bis(2-Ethylhexyl)phthalate	262	87	21	ug/kg	
206-44-0	Fluoranthene	269	87	16	ug/kg	

125

ND = Not detected MDL - Method Detection Limit
RL = Reporting Limit
E = Indicates value exceeds calibration range

J = Indicates an estimated value
B = Indicates analyte found in associated method blank
N = Indicates presumptive evidence of a compound

Report of Analysis

Client Sample ID:	SB-36 (0-12")		
Lab Sample ID:	N42697-26	**Date Sampled:**	06/30/03
Matrix:	SO - Soil	**Date Received:**	07/02/03
Method:	SW846 8270C SW846 3550B	**Percent Solids:**	76.8
Project:	AK Allen, 255 East 2nd Street, Mineola, NY		

BN TCL List

CAS No.	Compound	Result	RL	MDL	Units	Q
86-73-7	Fluorene	ND	87	8.9	ug/kg	
118-74-1	Hexachlorobenzene	ND	87	13	ug/kg	
87-68-3	Hexachlorobutadiene	ND	87	13	ug/kg	
77-47-4	Hexachlorocyclopentadiene	ND	870	31	ug/kg	
67-72-1	Hexachloroethane	ND	220	14	ug/kg	
193-39-5	Indeno(1,2,3-cd)pyrene	61.1 J	87	29	ug/kg	J
78-59-1	Isophorone	ND	87	13	ug/kg	
91-57-6	2-Methylnaphthalene	43.4	87	8.9	ug/kg	J
88-74-4	2-Nitroaniline	ND	220	23	ug/kg	
99-09-2	3-Nitroaniline	ND	220	23	ug/kg	
100-01-6	4-Nitroaniline	ND	220	27	ug/kg	
91-20-3	Naphthalene	26.6	87	8.8	ug/kg	J
98-95-3	Nitrobenzene	ND	87	16	ug/kg	
621-64-7	N-Nitroso-di-n-propylamine	ND	87	17	ug/kg	
86-30-6	N-Nitrosodiphenylamine	ND	220	15	ug/kg	
85-01-8	Phenanthrene	151	87	14	ug/kg	
129-00-0	Pyrene	199	87	15	ug/kg	
120-82-1	1,2,4-Trichlorobenzene	ND	87	15	ug/kg	

CAS No.	Surrogate Recoveries	Run# 1	Run# 2	Limits
4165-60-0	Nitrobenzene-d5	60%	61%	30-122%
321-60-8	2-Fluorobiphenyl	57%	58%	39-112%
1718-51-0	Terphenyl-d14	55%	54%	24-138%

CAS No.	Tentatively Identified Compounds	R.T.	Est. Conc.	Units	Q
	system artifact/aldol-condensation	4.09	~~39000~~ U	ug/kg	~~J~~ U
	unknown C15H24	9.64	470	ug/kg	J
	unknown	18.87	980	ug/kg	J
	unknown	18.97	360	ug/kg	J
	unknown	19.69	540	ug/kg	J
	alkane	20.25	350	ug/kg	J
	alkane	21.83	440	ug/kg	J
	unknown	22.70	450	ug/kg	J
	alkane	23.30	640	ug/kg	J
	unknown	23.35	690	ug/kg	J
	unknown	23.46	360	ug/kg	J
	alkane	24.66	1500	ug/kg	J
	unknown	24.74	3200	ug/kg	J

126

ND = Not detected MDL - Method Detection Limit
RL = Reporting Limit
E = Indicates value exceeds calibration range

J = Indicates an estimated value
B = Indicates analyte found in associated method blank
N = Indicates presumptive evidence of a compound

Report of Analysis

Client Sample ID:	SB-36 (0-12")		
Lab Sample ID:	N42697-26	**Date Sampled:**	06/30/03
Matrix:	SO - Soil	**Date Received:**	07/02/03
Method:	SW846 8270C SW846 3550B	**Percent Solids:**	76.8
Project:	AK Allen, 255 East 2nd Street, Mineola, NY		

BN TCL List

CAS No.	Tentatively Identified Compounds	R.T.	Est. Conc.	Units	Q
	alkane	25.99	400	ug/kg	J
	unknown	26.05	590	ug/kg	J
	unknown	26.22	330	ug/kg	J
	Total TIC, Semi-Volatile		11300	ug/kg	J

(a) Confirmation run.

ND = Not detected MDL - Method Detection Limit
RL = Reporting Limit
E = Indicates value exceeds calibration range

J = Indicates an estimated value
B = Indicates analyte found in associated method blank
N = Indicates presumptive evidence of a compound

Accutest Laboratories

Report of Analysis

Client Sample ID:	SB-37 (0-12")		
Lab Sample ID:	N42697-27	**Date Sampled:**	06/30/03
Matrix:	SO - Soil	**Date Received:**	07/02/03
Method:	SW846 8270C SW846 3550B	**Percent Solids:**	84.8
Project:	AK Allen, 255 East 2nd Street, Mineola, NY		

	File ID	DF	Analyzed	By	Prep Date	Prep Batch	Analytical Batch
Run #1	R33018.D	1	07/08/03	YW	07/07/03	OP14301	ER1032
Run #2							

	Initial Weight	Final Volume
Run #1	30.0 g	1.0 ml
Run #2		

BN TCL List

CAS No.	Compound	Result	RL	MDL	Units	Q
83-32-9	Acenaphthene	ND	79	9.1	ug/kg	
208-96-8	Acenaphthylene	ND	79	9.6	ug/kg	
120-12-7	Anthracene	ND	79	15	ug/kg	
56-55-3	Benzo(a)anthracene	40.4	79	14	ug/kg	J
50-32-8	Benzo(a)pyrene	44.0 J	79	14	ug/kg	J
205-99-2	Benzo(b)fluoranthene	94.5 J	79	22	ug/kg	
191-24-2	Benzo(g,h,i)perylene	34.0 J	79	18	ug/kg	J
207-08-9	Benzo(k)fluoranthene	31.7 J	79	8.6	ug/kg	J
101-55-3	4-Bromophenyl phenyl ether	ND	79	13	ug/kg	
85-68-7	Butyl benzyl phthalate	ND	79	19	ug/kg	
91-58-7	2-Chloronaphthalene	ND	79	8.4	ug/kg	
106-47-8	4-Chloroaniline	ND	200	24	ug/kg	
86-74-8	Carbazole	ND	79	16	ug/kg	
218-01-9	Chrysene	70.6	79	17	ug/kg	J
111-91-1	bis(2-Chloroethoxy)methane	ND	79	9.1	ug/kg	
111-44-4	bis(2-Chloroethyl)ether	ND	79	7.6	ug/kg	
108-60-1	bis(2-Chloroisopropyl)ether	ND	79	18	ug/kg	
7005-72-3	4-Chlorophenyl phenyl ether	ND	79	9.9	ug/kg	
95-50-1	1,2-Dichlorobenzene	ND	79	11	ug/kg	
541-73-1	1,3-Dichlorobenzene	ND	79	11	ug/kg	
106-46-7	1,4-Dichlorobenzene	ND	79	7.8	ug/kg	
121-14-2	2,4-Dinitrotoluene	ND	79	18	ug/kg	
606-20-2	2,6-Dinitrotoluene	ND	79	14	ug/kg	
91-94-1	3,3'-Dichlorobenzidine	ND	200	21	ug/kg	
53-70-3	Dibenzo(a,h)anthracene	ND UJ	79	20	ug/kg	
132-64-9	Dibenzofuran	ND	79	9.7	ug/kg	
84-74-2	Di-n-butyl phthalate	ND	79	15	ug/kg	
117-84-0	Di-n-octyl phthalate	ND UJ	79	28	ug/kg	
84-66-2	Diethyl phthalate	ND	79	42	ug/kg	
131-11-3	Dimethyl phthalate	ND	79	11	ug/kg	
117-81-7	bis(2-Ethylhexyl)phthalate	276	79	19	ug/kg	
206-44-0	Fluoranthene	117	79	14	ug/kg	

133

ND = Not detected MDL - Method Detection Limit
RL = Reporting Limit
E = Indicates value exceeds calibration range

J = Indicates an estimated value
B = Indicates analyte found in associated method blank
N = Indicates presumptive evidence of a compound

Report of Analysis

Client Sample ID:	SB-37 (0-12")		
Lab Sample ID:	N42697-27	**Date Sampled:**	06/30/03
Matrix:	SO - Soil	**Date Received:**	07/02/03
Method:	SW846 8270C SW846 3550B	**Percent Solids:**	84.8
Project:	AK Allen, 255 East 2nd Street, Mineola, NY		

BN TCL List

CAS No.	Compound	Result	RL	MDL	Units	Q
86-73-7	Fluorene	ND	79	8.0	ug/kg	
118-74-1	Hexachlorobenzene	ND	79	12	ug/kg	
87-68-3	Hexachlorobutadiene	ND	79	12	ug/kg	
77-47-4	Hexachlorocyclopentadiene	ND	790	28	ug/kg	
67-72-1	Hexachloroethane	ND	200	12	ug/kg	
193-39-5	Indeno(1,2,3-cd)pyrene	34.7 J	79	27	ug/kg	J
78-59-1	Isophorone	ND	79	12	ug/kg	
91-57-6	2-Methylnaphthalene	ND	79	8.1	ug/kg	
88-74-4	2-Nitroaniline	ND	200	21	ug/kg	
99-09-2	3-Nitroaniline	ND	200	21	ug/kg	
100-01-6	4-Nitroaniline	ND	200	24	ug/kg	
91-20-3	Naphthalene	ND	79	8.0	ug/kg	
98-95-3	Nitrobenzene	ND	79	15	ug/kg	
621-64-7	N-Nitroso-di-n-propylamine	ND	79	16	ug/kg	
86-30-6	N-Nitrosodiphenylamine	ND	200	13	ug/kg	
85-01-8	Phenanthrene	50.0	79	13	ug/kg	J
129-00-0	Pyrene	81.3	79	14	ug/kg	
120-82-1	1,2,4-Trichlorobenzene	ND	79	14	ug/kg	

CAS No.	Surrogate Recoveries	Run# 1	Run# 2	Limits
4165-60-0	Nitrobenzene-d5	72%		30-122%
321-60-8	2-Fluorobiphenyl	77%		39-112%
1718-51-0	Terphenyl-d14	71%		24-138%

CAS No.	Tentatively Identified Compounds	R.T.	Est. Conc.	Units	Q
	system artifact	3.48	~~210~~ U	ug/kg	~~J~~ U
66-25-1	Hexanal	3.52	210	ug/kg	JN
	system artifact/aldol-condensation	4.09	~~38000~~ U	ug/kg	~~J~~ U
	unknown	15.40	270	ug/kg	J
	unknown	18.86	300	ug/kg	J
	unknown	20.24	210	ug/kg	J
	alkane	21.82	190	ug/kg	J
	alkane	23.29	320	ug/kg	J
	alkane	24.66	590	ug/kg	J
	unknown	24.74	490	ug/kg	J
	unknown C29H48O	25.94	200	ug/kg	J
	unknown	26.04	260	ug/kg	J
	unknown	26.22	210	ug/kg	J

ND = Not detected MDL - Method Detection Limit
RL = Reporting Limit
E = Indicates value exceeds calibration range

J = Indicates an estimated value
B = Indicates analyte found in associated method blank
N = Indicates presumptive evidence of a compound

Report of Analysis

Client Sample ID:	SB-37 (0-12")		
Lab Sample ID:	N42697-27	**Date Sampled:**	06/30/03
Matrix:	SO - Soil	**Date Received:**	07/02/03
Method:	SW846 8270C SW846 3550B	**Percent Solids:**	84.8
Project:	AK Allen, 255 East 2nd Street, Mineola, NY		

BN TCL List

CAS No.	Tentatively Identified Compounds	R.T.	Est. Conc.	Units	Q
	unknown	26.52	230	ug/kg	J
	unknown	27.28	310	ug/kg	J
	unknown	27.58	280	ug/kg	J
	unknown	28.17	180	ug/kg	J
	Total TIC, Semi-Volatile		4250	ug/kg	J

ND = Not detected MDL - Method Detection Limit
RL = Reporting Limit
E = Indicates value exceeds calibration range

J = Indicates an estimated value
B = Indicates analyte found in associated method blank
N = Indicates presumptive evidence of a compound

Accutest Laboratories

Report of Analysis

Client Sample ID:	FB-7/1		
Lab Sample ID:	N42697-28	**Date Sampled:**	07/01/03
Matrix:	AQ - Field Blank Soil	**Date Received:**	07/02/03
Method:	SW846 8270C SW846 3510C	**Percent Solids:**	n/a
Project:	AK Allen, 255 East 2nd Street, Mineola, NY		

	File ID	DF	Analyzed	By	Prep Date	Prep Batch	Analytical Batch
Run #1	F37544.D	1	07/08/03	ENZ	07/03/03	OP14273	EF2133
Run #2							

	Initial Volume	Final Volume
Run #1	960 ml	1.0 ml
Run #2		

BN TCL List

CAS No.	Compound	Result	RL	MDL	Units	Q
83-32-9	Acenaphthene	ND	2.1	0.26	ug/l	
208-96-8	Acenaphthylene	ND	2.1	0.19	ug/l	
120-12-7	Anthracene	ND	2.1	0.23	ug/l	
56-55-3	Benzo(a)anthracene	ND	2.1	0.32	ug/l	
50-32-8	Benzo(a)pyrene	ND	2.1	0.34	ug/l	
205-99-2	Benzo(b)fluoranthene	ND	2.1	0.42	ug/l	
191-24-2	Benzo(g,h,i)perylene	ND	2.1	0.40	ug/l	
207-08-9	Benzo(k)fluoranthene	ND	2.1	0.42	ug/l	
101-55-3	4-Bromophenyl phenyl ether	ND	2.1	0.26	ug/l	
85-68-7	Butyl benzyl phthalate	ND	2.1	0.31	ug/l	
91-58-7	2-Chloronaphthalene	ND	5.2	0.29	ug/l	
106-47-8	4-Chloroaniline	ND	5.2	0.42	ug/l	
86-74-8	Carbazole	ND	2.1	0.33	ug/l	
218-01-9	Chrysene	ND	2.1	0.35	ug/l	
111-91-1	bis(2-Chloroethoxy)methane	ND	2.1	0.23	ug/l	
111-44-4	bis(2-Chloroethyl)ether	ND	2.1	0.30	ug/l	
108-60-1	bis(2-Chloroisopropyl)ether	ND	2.1	0.48	ug/l	
7005-72-3	4-Chlorophenyl phenyl ether	ND	2.1	0.25	ug/l	
95-50-1	1,2-Dichlorobenzene	ND	2.1	0.33	ug/l	
541-73-1	1,3-Dichlorobenzene	ND	2.1	0.31	ug/l	
106-46-7	1,4-Dichlorobenzene	ND	2.1	0.29	ug/l	
121-14-2	2,4-Dinitrotoluene	ND	2.1	0.37	ug/l	
606-20-2	2,6-Dinitrotoluene	ND	2.1	0.34	ug/l	
91-94-1	3,3'-Dichlorobenzidine	ND	5.2	0.44	ug/l	
53-70-3	Dibenzo(a,h)anthracene	ND	2.1	0.40	ug/l	
132-64-9	Dibenzofuran	ND	5.2	0.27	ug/l	
84-74-2	Di-n-butyl phthalate	ND	2.1	0.25	ug/l	
117-84-0	Di-n-octyl phthalate	ND	2.1	0.57	ug/l	
84-66-2	Diethyl phthalate	ND	2.1	0.32	ug/l	
131-11-3	Dimethyl phthalate	ND	2.1	0.25	ug/l	
117-81-7	bis(2-Ethylhexyl)phthalate	ND	2.1	0.45	ug/l	
206-44-0	Fluoranthene	ND	2.1	0.32	ug/l	

ND = Not detected MDL - Method Detection Limit
RL = Reporting Limit
E = Indicates value exceeds calibration range

J = Indicates an estimated value
B = Indicates analyte found in associated method blank
N = Indicates presumptive evidence of a compound

Accutest Laboratories

Report of Analysis

Client Sample ID:	FB-7/1		
Lab Sample ID:	N42697-28	**Date Sampled:**	07/01/03
Matrix:	AQ - Field Blank Soil	**Date Received:**	07/02/03
Method:	SW846 8270C SW846 3510C	**Percent Solids:**	n/a
Project:	AK Allen, 255 East 2nd Street, Mineola, NY		

BN TCL List

CAS No.	Compound	Result	RL	MDL	Units	Q
86-73-7	Fluorene	ND	2.1	0.23	ug/l	
118-74-1	Hexachlorobenzene	ND	2.1	0.29	ug/l	
87-68-3	Hexachlorobutadiene	ND	2.1	1.1	ug/l	
77-47-4	Hexachlorocyclopentadiene	ND UJ	21	1.6	ug/l	
67-72-1	Hexachloroethane	ND	5.2	0.69	ug/l	
193-39-5	Indeno(1,2,3-cd)pyrene	ND	2.1	0.82	ug/l	
78-59-1	Isophorone	ND	2.1	0.25	ug/l	
91-57-6	2-Methylnaphthalene	ND	2.1	0.33	ug/l	
88-74-4	2-Nitroaniline	ND	5.2	0.55	ug/l	
99-09-2	3-Nitroaniline	ND	5.2	0.98	ug/l	
100-01-6	4-Nitroaniline	ND	5.2	0.57	ug/l	
91-20-3	Naphthalene	ND	2.1	0.24	ug/l	
98-95-3	Nitrobenzene	ND	2.1	0.46	ug/l	
621-64-7	N-Nitroso-di-n-propylamine	ND	2.1	0.43	ug/l	
86-30-6	N-Nitrosodiphenylamine	ND	5.2	0.25	ug/l	
85-01-8	Phenanthrene	ND	2.1	0.18	ug/l	
129-00-0	Pyrene	ND	2.1	0.28	ug/l	
120-82-1	1,2,4-Trichlorobenzene	ND	2.1	0.29	ug/l	

CAS No.	Surrogate Recoveries	Run# 1	Run# 2	Limits
4165-60-0	Nitrobenzene-d5	83%		34-122%
321-60-8	2-Fluorobiphenyl	82%		38-113%
1718-51-0	Terphenyl-d14	97%		29-119%

CAS No.	Tentatively Identified Compounds	R.T.	Est. Conc.	Units	Q
	system artifact/aldol-condensation	4.89	~~5.3~~ U	ug/l	~~J~~
	Total TIC, Semi-Volatile		0	ug/l	

ND = Not detected MDL - Method Detection Limit
RL = Reporting Limit
E = Indicates value exceeds calibration range

J = Indicates an estimated value
B = Indicates analyte found in associated method blank
N = Indicates presumptive evidence of a compound

Accutest Laboratories

Report of Analysis

Client Sample ID:	EP-38		
Lab Sample ID:	N42697-1	**Date Sampled:**	07/01/03
Matrix:	SO - Soil	**Date Received:**	07/02/03
		Percent Solids:	96.5
Project:	AK Allen, 255 East 2nd Street, Mineola, NY		

Metals Analysis

Analyte	Result	RL	Units	DF	Prep	Analyzed	By	Method	Prep Method
Arsenic	2.5	1.0	mg/kg	1	07/07/03	07/10/03	KL	SW846 6010B	SW846 3050B
Barium	<20	20	mg/kg	1	07/07/03	07/10/03	KL	SW846 6010B	SW846 3050B
Cadmium	<0.51	0.51	mg/kg	1	07/07/03	07/10/03	KL	SW846 6010B	SW846 3050B
Chromium	5.3 J	1.0	mg/kg	1	07/07/03	07/10/03	KL	SW846 6010B	SW846 3050B
Lead	2.9	1.0	mg/kg	1	07/07/03	07/10/03	KL	SW846 6010B	SW846 3050B
Mercury	<0.032	0.032	mg/kg	1	07/08/03	07/08/03	WG	SW846 7471A	SW846 7471A
Selenium	<1.0	1.0	mg/kg	1	07/07/03	07/10/03	KL	SW846 6010B	SW846 3050B
Silver	<1.0	1.0	mg/kg	1	07/07/03	07/10/03	KL	SW846 6010B	SW846 3050B

RL = Reporting Limit

Accutest Laboratories

Report of Analysis

Client Sample ID:	EP-39		
Lab Sample ID:	N42697-3	**Date Sampled:**	07/01/03
Matrix:	SO - Soil	**Date Received:**	07/02/03
		Percent Solids:	76.7
Project:	AK Allen, 255 East 2nd Street, Mineola, NY		

Metals Analysis

Analyte	Result	RL	Units	DF	Prep	Analyzed	By	Method	Prep Method
Arsenic	4.7	1.3	mg/kg	1	07/07/03	07/10/03	KL	SW846 6010B	SW846 3050B
Barium	27.2	26	mg/kg	1	07/07/03	07/10/03	KL	SW846 6010B	SW846 3050B
Cadmium	<0.65	0.65	mg/kg	1	07/07/03	07/10/03	KL	SW846 6010B	SW846 3050B
Chromium	38.7 J	1.3	mg/kg	1	07/07/03	07/10/03	KL	SW846 6010B	SW846 3050B
Lead	8.9	1.3	mg/kg	1	07/07/03	07/10/03	KL	SW846 6010B	SW846 3050B
Mercury	<0.042	0.042	mg/kg	1	07/08/03	07/08/03	WG	SW846 7471A	SW846 7471A
Selenium	1.9	1.3	mg/kg	1	07/07/03	07/10/03	KL	SW846 6010B	SW846 3050B
Silver	<1.3	1.3	mg/kg	1	07/07/03	07/10/03	KL	SW846 6010B	SW846 3050B

RL = Reporting Limit

Accutest Laboratories

Report of Analysis

Client Sample ID:	SB-2 (24-28")		
Lab Sample ID:	N42697-19	**Date Sampled:**	06/30/03
Matrix:	SO - Soil	**Date Received:**	07/02/03
		Percent Solids:	75.8
Project:	AK Allen, 255 East 2nd Street, Mineola, NY		

Metals Analysis

Analyte	Result	RL	Units	DF	Prep	Analyzed	By	Method	Prep Method
Arsenic	91.8	1.3	mg/kg	1	07/07/03	07/10/03	KL	SW846 6010B	SW846 3050B
Barium	259	27	mg/kg	1	07/07/03	07/10/03	KL	SW846 6010B	SW846 3050B
Cadmium	<0.67	0.67	mg/kg	1	07/07/03	07/10/03	ND	SW846 6010B	SW846 3050B
Chromium	52.1 J	1.3	mg/kg	1	07/07/03	07/10/03	KL	SW846 6010B	SW846 3050B
Lead	264	1.3	mg/kg	1	07/07/03	07/10/03	KL	SW846 6010B	SW846 3050B
Mercury	<0.038	0.038	mg/kg	1	07/08/03	07/08/03	WG	SW846 7471A	SW846 7471A
Selenium	2.3	1.3	mg/kg	1	07/07/03	07/10/03	KL	SW846 6010B	SW846 3050B
Silver	<1.3	1.3	mg/kg	1	07/07/03	07/10/03	KL	SW846 6010B	SW846 3050B

RL = Reporting Limit

Accutest Laboratories

Report of Analysis

Client Sample ID:	SB-3 (24-28")		
Lab Sample ID:	N42697-20	**Date Sampled:**	06/30/03
Matrix:	SO - Soil	**Date Received:**	07/02/03
		Percent Solids:	81.0
Project:	AK Allen, 255 East 2nd Street, Mineola, NY		

Metals Analysis

Analyte	Result	RL	Units	DF	Prep	Analyzed	By	Method	Prep Method
Arsenic	15.3	1.2	mg/kg	1	07/07/03	07/10/03	KL	SW846 6010B	SW846 3050B
Barium	82.7	24	mg/kg	1	07/07/03	07/10/03	KL	SW846 6010B	SW846 3050B
Cadmium	7.5	0.61	mg/kg	1	07/07/03	07/10/03	ND	SW846 6010B	SW846 3050B
Chromium	63.5 J	1.2	mg/kg	1	07/07/03	07/10/03	KL	SW846 6010B	SW846 3050B
Lead	115	1.2	mg/kg	1	07/07/03	07/10/03	KL	SW846 6010B	SW846 3050B
Mercury	0.049	0.041	mg/kg	1	07/08/03	07/08/03	WG	SW846 7471A	SW846 7471A
Selenium	1.4	1.2	mg/kg	1	07/07/03	07/10/03	KL	SW846 6010B	SW846 3050B
Silver	<1.2	1.2	mg/kg	1	07/07/03	07/10/03	KL	SW846 6010B	SW846 3050B

RL = Reporting Limit

Accutest Laboratories

Report of Analysis

Client Sample ID:	SB-3 (36-40")		
Lab Sample ID:	N42697-21	**Date Sampled:**	06/30/03
Matrix:	SO - Soil	**Date Received:**	07/02/03
		Percent Solids:	95.7
Project:	AK Allen, 255 East 2nd Street, Mineola, NY		

Metals Analysis

Analyte	Result	RL	Units	DF	Prep	Analyzed	By	Method	Prep Method
Arsenic	<1.0	1.0	mg/kg	1	07/07/03	07/10/03	KL	SW846 6010B	SW846 3050B
Barium	<20	20	mg/kg	1	07/07/03	07/10/03	KL	SW846 6010B	SW846 3050B
Cadmium	<0.51	0.51	mg/kg	1	07/07/03	07/10/03	KL	SW846 6010B	SW846 3050B
Chromium	7.5 J	1.0	mg/kg	1	07/07/03	07/10/03	KL	SW846 6010B	SW846 3050B
Lead	6.2	1.0	mg/kg	1	07/07/03	07/10/03	KL	SW846 6010B	SW846 3050B
Mercury	<0.032	0.032	mg/kg	1	07/08/03	07/08/03	WG	SW846 7471A	SW846 7471A
Selenium	<1.0	1.0	mg/kg	1	07/07/03	07/10/03	KL	SW846 6010B	SW846 3050B
Silver	<1.0	1.0	mg/kg	1	07/07/03	07/10/03	KL	SW846 6010B	SW846 3050B

RL = Reporting Limit

Accutest Laboratories

Report of Analysis

Client Sample ID:	SB-3A (24-28")		
Lab Sample ID:	N42697-22	**Date Sampled:**	06/30/03
Matrix:	SO - Soil	**Date Received:**	07/02/03
		Percent Solids:	81.4
Project:	AK Allen, 255 East 2nd Street, Mineola, NY		

Metals Analysis

Analyte	Result	RL	Units	DF	Prep	Analyzed	By	Method	Prep Method
Arsenic	19.6	1.2	mg/kg	1	07/07/03	07/10/03	KL	SW846 6010B	SW846 3050B
Barium	25.5	25	mg/kg	1	07/07/03	07/10/03	KL	SW846 6010B	SW846 3050B
Cadmium	5.4	0.61	mg/kg	1	07/07/03	07/11/03	ND	SW846 6010B	SW846 3050B
Chromium	8.5	1.2	mg/kg	1	07/07/03	07/10/03	KL	SW846 6010B	SW846 3050B
Lead	105	1.2	mg/kg	1	07/07/03	07/10/03	KL	SW846 6010B	SW846 3050B
Mercury	0.054	0.036	mg/kg	1	07/08/03	07/08/03	WG	SW846 7471A	SW846 7471A
Selenium	1.5	1.2	mg/kg	1	07/07/03	07/10/03	KL	SW846 6010B	SW846 3050B
Silver	<1.2	1.2	mg/kg	1	07/07/03	07/10/03	KL	SW846 6010B	SW846 3050B

RL = Reporting Limit

Accutest Laboratories

Report of Analysis

Client Sample ID:	SB-4 (24-28")		
Lab Sample ID:	N42697-23	**Date Sampled:**	06/30/03
Matrix:	SO - Soil	**Date Received:**	07/02/03
		Percent Solids:	81.9
Project:	AK Allen, 255 East 2nd Street, Mineola, NY		

Metals Analysis

Analyte	Result	RL	Units	DF	Prep	Analyzed	By	Method	Prep Method
Arsenic	16.6	1.2	mg/kg	1	07/07/03	07/10/03	KL	SW846 6010B	SW846 3050B
Barium	91.6	25	mg/kg	1	07/07/03	07/10/03	KL	SW846 6010B	SW846 3050B
Cadmium	<0.62	0.62	mg/kg	1	07/07/03	07/11/03	ND	SW846 6010B	SW846 3050B
Chromium	14.2 J	1.2	mg/kg	1	07/07/03	07/10/03	KL	SW846 6010B	SW846 3050B
Lead	183	1.2	mg/kg	1	07/07/03	07/10/03	KL	SW846 6010B	SW846 3050B
Mercury	0.065	0.039	mg/kg	1	07/08/03	07/08/03	WG	SW846 7471A	SW846 7471A
Selenium	1.6	1.2	mg/kg	1	07/07/03	07/10/03	KL	SW846 6010B	SW846 3050B
Silver	<1.2	1.2	mg/kg	1	07/07/03	07/10/03	KL	SW846 6010B	SW846 3050B

RL = Reporting Limit

Accutest Laboratories

Report of Analysis

Client Sample ID:	SB-36 (0-12")		
Lab Sample ID:	N42697-26	**Date Sampled:**	06/30/03
Matrix:	SO - Soil	**Date Received:**	07/02/03
		Percent Solids:	76.8
Project:	AK Allen, 255 East 2nd Street, Mineola, NY		

Metals Analysis

Analyte	Result	RL	Units	DF	Prep	Analyzed	By	Method	Prep Method
Arsenic	9.5	1.3	mg/kg	1	07/07/03	07/10/03	KL	SW846 6010B	SW846 3050B
Barium	38.7	26	mg/kg	1	07/07/03	07/10/03	KL	SW846 6010B	SW846 3050B
Cadmium	0.67	0.66	mg/kg	1	07/07/03	07/11/03	ND	SW846 6010B	SW846 3050B
Chromium	32.9	1.3	mg/kg	1	07/07/03	07/10/03	KL	SW846 6010B	SW846 3050B
Lead	172	1.3	mg/kg	1	07/07/03	07/10/03	KL	SW846 6010B	SW846 3050B
Mercury	0.12	0.037	mg/kg	1	07/08/03	07/08/03	WG	SW846 7471A	SW846 7471A
Selenium	<1.3	1.3	mg/kg	1	07/07/03	07/10/03	KL	SW846 6010B	SW846 3050B
Silver	<1.3	1.3	mg/kg	1	07/07/03	07/10/03	KL	SW846 6010B	SW846 3050B

RL = Reporting Limit

Accutest Laboratories

Report of Analysis

Client Sample ID:	SB-37 (0-12")		
Lab Sample ID:	N42697-27	**Date Sampled:**	06/30/03
Matrix:	SO - Soil	**Date Received:**	07/02/03
		Percent Solids:	84.8
Project:	AK Allen, 255 East 2nd Street, Mineola, NY		

Metals Analysis

Analyte	Result	RL	Units	DF	Prep	Analyzed	By	Method	Prep Method
Arsenic	4.0	1.2	mg/kg	1	07/07/03	07/10/03	KL	SW846 6010B	SW846 3050B
Barium	<23	23	mg/kg	1	07/07/03	07/10/03	KL	SW846 6010B	SW846 3050B
Cadmium	<0.58	0.58	mg/kg	1	07/07/03	07/11/03	ND	SW846 6010B	SW846 3050B
Chromium	20.6 J	1.2	mg/kg	1	07/07/03	07/10/03	KL	SW846 6010B	SW846 3050B
Lead	26.3	1.2	mg/kg	1	07/07/03	07/10/03	KL	SW846 6010B	SW846 3050B
Mercury	0.053	0.038	mg/kg	1	07/08/03	07/08/03	WG	SW846 7471A	SW846 7471A
Selenium	1.2	1.2	mg/kg	1	07/07/03	07/10/03	KL	SW846 6010B	SW846 3050B
Silver	<1.2	1.2	mg/kg	1	07/07/03	07/10/03	KL	SW846 6010B	SW846 3050B

RL = Reporting Limit

Accutest Laboratories

Report of Analysis

Client Sample ID:	FB-7/1		
Lab Sample ID:	N42697-28	**Date Sampled:**	07/01/03
Matrix:	AQ - Field Blank Soil	**Date Received:**	07/02/03
		Percent Solids:	n/a
Project:	AK Allen, 255 East 2nd Street, Mineola, NY		

Metals Analysis

Analyte	Result	RL	Units	DF	Prep	Analyzed	By	Method	Prep Method
Aluminum	<200	200	ug/l	1	07/06/03	07/10/03	ND	SW846 6010B	SW846 3010A
Antimony	<5.0	5.0	ug/l	1	07/06/03	07/10/03	ND	SW846 6010B	SW846 3010A
Arsenic	<5.0	5.0	ug/l	1	07/06/03	07/10/03	ND	SW846 6010B	SW846 3010A
Barium	<200	200	ug/l	1	07/06/03	07/10/03	ND	SW846 6010B	SW846 3010A
Beryllium	<5.0	5.0	ug/l	1	07/06/03	07/10/03	ND	SW846 6010B	SW846 3010A
Cadmium	<4.0	4.0	ug/l	1	07/06/03	07/10/03	ND	SW846 6010B	SW846 3010A
Calcium	<5000	5000	ug/l	1	07/06/03	07/10/03	ND	SW846 6010B	SW846 3010A
Chromium	<10	10	ug/l	1	07/06/03	07/10/03	ND	SW846 6010B	SW846 3010A
Cobalt	<50	50	ug/l	1	07/06/03	07/10/03	ND	SW846 6010B	SW846 3010A
Copper	<25	25	ug/l	1	07/06/03	07/10/03	ND	SW846 6010B	SW846 3010A
Iron	<100	100	ug/l	1	07/06/03	07/10/03	ND	SW846 6010B	SW846 3010A
Lead	<3.0	3.0	ug/l	1	07/06/03	07/10/03	ND	SW846 6010B	SW846 3010A
Magnesium	<5000	5000	ug/l	1	07/06/03	07/10/03	ND	SW846 6010B	SW846 3010A
Manganese	<15	15	ug/l	1	07/06/03	07/10/03	ND	SW846 6010B	SW846 3010A
Mercury	<0.20	0.20	ug/l	1	07/09/03	07/09/03	WG	SW846 7470A	SW846 7470A
Nickel	<40	40	ug/l	1	07/06/03	07/10/03	ND	SW846 6010B	SW846 3010A
Potassium	<5000	5000	ug/l	1	07/06/03	07/10/03	ND	SW846 6010B	SW846 3010A
Selenium	<5.0	5.0	ug/l	1	07/06/03	07/10/03	ND	SW846 6010B	SW846 3010A
Silver	<10	10	ug/l	1	07/06/03	07/10/03	ND	SW846 6010B	SW846 3010A
Sodium	<5000	5000	ug/l	1	07/06/03	07/10/03	ND	SW846 6010B	SW846 3010A
Thallium	<10	10	ug/l	1	07/06/03	07/10/03	ND	SW846 6010B	SW846 3010A
Vanadium	<50	50	ug/l	1	07/06/03	07/10/03	ND	SW846 6010B	SW846 3010A
Zinc	<20	20	ug/l	1	07/06/03	07/10/03	ND	SW846 6010B	SW846 3010A

RL = Reporting Limit

Accutest LabLink@175337 13:51 14-Jan-2004

Report of Analysis

Client Sample ID:	FD-1 (E)U		
Lab Sample ID:	N42697-24	Date Sampled:	07/01/03
Matrix:	SO - Soil	Date Received:	07/02/03
Method:	SW846 8082 SW846 3550B	Percent Solids:	84.9
Project:	AK Allen, 255 East 2nd Street, Mineola, NY		

	File ID	DF	Analyzed	By	Prep Date	Prep Batch	Analytical Batch
Run #1	OA5160.D	1	07/09/03	SY	07/07/03	OP14300	GOA161
Run #2							

	Initial Weight	Final Volume
Run #1	30.0 g	10.0 ml
Run #2		

PCB List

CAS No.	Compound	Result	RL	MDL	Units	Q
12674-11-2	Aroclor 1016	ND	20	2.8	ug/kg	
11104-28-2	Aroclor 1221	ND	20	6.0	ug/kg	
11141-16-5	Aroclor 1232	ND	20	4.5	ug/kg	
53469-21-9	Aroclor 1242	ND	20	3.4	ug/kg	
12672-29-6	Aroclor 1248	ND	20	3.0	ug/kg	
11097-69-1	Aroclor 1254	ND	20	1.9	ug/kg	
11096-82-5	Aroclor 1260	52.2	20	3.5	ug/kg	

CAS No.	Surrogate Recoveries	Run# 1	Run# 2	Limits
877-09-8	Tetrachloro-m-xylene	78%		26-142%
877-09-8	Tetrachloro-m-xylene	76%		26-142%
2051-24-3	Decachlorobiphenyl	68%		32-153%
2051-24-3	Decachlorobiphenyl	70%		32-153%

ND = Not detected MDL - Method Detection Limit
RL = Reporting Limit
E = Indicates value exceeds calibration range

J = Indicates an estimated value
B = Indicates analyte found in associated method blank
N = Indicates presumptive evidence of a compound

ACCUTEST Laboratories

Accutest LabLink@175337 13:51 14-Jan-2004

Report of Analysis

Client Sample ID:	FD-1 (S)U		
Lab Sample ID:	N42697-25	Date Sampled:	07/01/03
Matrix:	SO - Soil	Date Received:	07/02/03
Method:	SW846 8082 SW846 3550B	Percent Solids:	83.6
Project:	AK Allen, 255 East 2nd Street, Mineola, NY		

	File ID	DF	Analyzed	By	Prep Date	Prep Batch	Analytical Batch
Run #1	OA5161.D	1	07/09/03	SY	07/07/03	OP14300	GOA161
Run #2							

	Initial Weight	Final Volume
Run #1	30.1 g	10.0 ml
Run #2		

PCB List

CAS No.	Compound	Result	RL	MDL	Units	Q
12674-11-2	Aroclor 1016	ND	20	2.8	ug/kg	
11104-28-2	Aroclor 1221	ND	20	6.0	ug/kg	
11141-16-5	Aroclor 1232	ND	20	4.5	ug/kg	
53469-21-9	Aroclor 1242	ND	20	3.4	ug/kg	
12672-29-6	Aroclor 1248	ND	20	3.0	ug/kg	
11097-69-1	Aroclor 1254	ND	20	1.9	ug/kg	
11096-82-5	Aroclor 1260	ND	20	3.5	ug/kg	

CAS No.	Surrogate Recoveries	Run# 1	Run# 2	Limits
877-09-8	Tetrachloro-m-xylene	84%		26-142%
877-09-8	Tetrachloro-m-xylene	80%		26-142%
2051-24-3	Decachlorobiphenyl	77%		32-153%
2051-24-3	Decachlorobiphenyl	81%		32-153%

ND = Not detected MDL - Method Detection Limit
RL = Reporting Limit
E = Indicates value exceeds calibration range
J = Indicates an estimated value
B = Indicates analyte found in associated method blank
N = Indicates presumptive evidence of a compound

APPENDIX C

2815 COVERED BRIDGE ROAD, MERRICK, NEW YORK 11566
(516) 223-9761 • FAX (516) 223-0983

ACCUTEST.

NYASP Sample Log-In Summary

NY2 697

Lab Name: ACCUTEST Page 1 of 1

Received by (Print Name): M CATENA Log-in Date: 7/2/03

Received by (Signature): M Catena

Case Number: N/A

SDG Number:

SAS Number: N/A

REMARKS:

1. Custody Seal(s) Present/Absent* Intact/Broken
2. Custody Seal Numbers: N/A
3. Chain-of-Custody Records Present/Absent*
4. Contract Lab Sample Inform. Sheet (CLSIS) Present/Absent* N/A
5. Airbill Airbill/Sticker Present/Absent*
6. Airbill No.: - ILLEGIBLE
7. Sample Tags Sample Tag Nos. Present/Absent* N/A Listed/Not Listed on Chain-of-Custody N/A
8. Sample Condition Intact/Broken*/ Leaking
9. Does Information on custody rec., CLSIS, & sample tags agree COC + LABELS MATCH REC'D EXTRA SAMPLES NOT ON COC Yes/No*
10. Date received at Lab: 7/2/03
11. Time Received: 1115

NYSDEC SAMPLE #	CORRESPONDING SAMPLE TAG #	CORRESPONDING ASSIGNED LAB #	REMARKS: CONDITION OF SAMPLE SHIPMENT, ETC.
N/A		N42697-1	
N/A		-2	
N/A		-3	MS/MSD
N/A		-4	
N/A		-5	
N/A		-6	
N/A		-7	
N/A		-8	
N/A		-9	
N/A		-10	
N/A		-11	
N/A		-12	
N/A		-13	
N/A		-14	
N/A		-15	
N/A		-16	
N/A		-17	
N/A		-18	
N/A		-19	
N/A		-20	
N/A		-21	
N/A		-22	
N/A		-23	
N/A		-24	
N/A		-25	
N/A		-26	
N/A		-27	
		-28	FB
		-29	TB

Sample Transfer

Fraction:

Area #:

By:

On:

See Internal Chain of Custody

* Contract BTSR and attach record of resolution

Reviewed By:

Date:

Logbook No.: N/A

Logbook Page No.: N/A

Form: SM10

Rev. Date: 2/2/99

ACCUTEST Laboratories

CHAIN OF CUSTODY

2235 Route 130, Dayton NJ 08810
TEL. 732-329-0200 FAX: 732-329-3499/3480
www.accutest.com

50, F8, T8

FED-EX Tracking #	Bottle Order Control #
Accutest Quote #	Accutest Job # NY2697

Client / Reporting Information

Company Name	CA Rich Consultants
Address	17 Dupont Street
City / State / Zip	Plainview NY 11803
Project Contact / E-mail	Eric Weinstock
Phone #	(516) 576-8844
Sampler's Name	Steven Sobstyl

Project Information

Project Name	A.K. Allen Company
Street	255 Second Street
City / State	Mineola NY 11501
Project #	AK Allen EC
Fax #	(516) 576 0093
Client Purchase Order #	AK Allen EC

Requested Analysis

8260 ☐ 624 ☐ 8021 ☐ 602 ☐ PAUG ☐ BTEX ☐ MTBE ☐ TBA ☐ NAP ☐ PALG ☐
8260 ☐ 624 ☐ TCL ☐ PPL ☐ STARS ☐ MTBE ☐ TBA ☐ NAP ☐ +10 ☐ +15 ☐
8270 ☐ 625 ☐ TCL ☐ PPL ☐ STARS ☐ ABN ☐ BN ☐ PAH ☐ PADF ☐ +TICs ☐

Matrix Codes: DW - Drinking Water; GW - Ground Water; WW - Water; SW - Surface Water; SO - Soil; SL - Sludge; OI - Oil; LIQ - Other Liquid; AIR - Air; SOL - Other Solid; WP - Wipe

Accutest Sample #	Field ID / Point of Collection	SUMMA # / MEOH Vial #	Collection Date	Collection Time	Sampled By	Matrix	# of bottles	HCl	NaOH	HNO3	H2SO4	NONE	NaHSO4	MEOH	ENCORE	VOC 8260+	SVOC 8270 BN	PCBs 8085	Metals	LAB USE ONLY
-19	SB-2 (24-28")	VSM	6/30/03	1400	SS	SO	2					2				1	1	→		EX50, 19F1
-20	SB-3 (24-28")	VSM	↓	1300	↓	↓	2					2				1	1	→		EX50
-21	SB-3 (36-40")	VSM	↓	1315	↓	↓	2					2				1	1	→		EX2, AMET, 805
-22	SB-3A (24-28")	VSM	↓	1320	↓	↓	2					2				1	1	→		805
-23	SB-4 (24-28")	VSM	↓	1330	↓	↓	2					2				1	1	→		
-24	⊕ FD-1(E)U		7/1/03				1													
-25	⊕ FD-1(S)U		7/1/03				1													
-26	⊕ SB-36 (0-12")	VSM	6/30/03				2													
-27	⊕ SB-37 (0-12")	VSM	6/30/03 ⊕				2													
-28	FB-7/1	VSM	7/1/03	1400			5	2		1		2				2	1	1	1	
-29	TB-7/1	V	7/1/03	X			2	2								1				

Turnaround Time (Business Days)

- ☐ Std. 15 Business Days
- ☐ 10 Day RUSH
- ☒ 5 Day RUSH
- ☐ 3 Day EMERGENCY
- ☐ 2 Day EMERGENCY
- ☐ 1 Day EMERGENCY
- ☐ Other

Approved By: / Date:

Emergency & Rush T/A data available VIA LabLink

Data Deliverable Information

- ☐ Commercial "A"
- ☐ Commercial "B"
- ☐ NJ Reduced
- ☐ NJ Full
- ☐ Other _____
- ☐ FULL CLP
- ☐ NYASP Category A
- ☒ NYASP Category B
- ☐ State Forms
- ☐ EDD Format _____

Commercial "A" = Results Only

Comments / Remarks

Rush 5 Day T.A.T

⊕ ADDITIONAL SAMPLE REC'D; ADDED TO C.O.C. (SO 7/2/03)

VOC 8260 to include 1,3,5 and 1,2,4 Trimethylbenzene

• add to c-o-c + analyze per attached (analyses on attached)

Sample Custody must be documented below each time samples change possession, including courier delivery.

Relinquished by Sampler:	Date Time:	Received by:	Relinquished by Sampler:	Date Time:	Received by:
1 [signature]	7/1/03	1 UPS	2 UPS	7/2/03 11:15	2 [signature] 7/3/03
Relinquished by: 3	Date Time:	Received by: 3	Relinquished by: 4	Date Time:	Received by: 4
Relinquished by: 5	Date Time:	Received by: 5	Custody Seal #	Preserved where applicable ☑	On Ice ☑ Cooler Temp. 6

AAA

CHAIN OF CUSTODY

Page 1 of 3

ACCUTEST Laboratories

50

2235 Route 130, Dayton NJ 08810
TEL. 732-329-0200 FAX: 732-329-3499/3480
www.accutest.com

FED-EX Tracking #	Bottle Order Control # SM-6/25/03-3
Accutest Quote #	Accutest Job # N42697

Client / Reporting Information

Company Name	CA Rich Consultants
Address	17 Dupont Street
City / State / Zip	Plainview NY 11803
Project Contact / E-mail	Eric Weinstock
Phone #	(516) 576 8844
Sampler's Name	Steve Sobstyl

Project Information

Project Name	AK Allen EC
Street	255 East Second St
City / State	Mineola NY 11501
Project #	AK Allen
Fax #	(516) 576 0093
Client Purchase Order #	

Requested Analysis

Accutest Sample #	Field ID / Point of Collection	SUMMA # / MEOH Vial #	Collection Date	Time	Sampled By	Matrix	# of bottles	HCl	NaOH	HNO3	H2SO4	NONE	NaHSO4	MEOH	ENCORE	8260 BTEX ☐ 624 MTBE ☐ 8021 TBA ☐ 602 NAP ☐ PALG ☐	8260 TBA ☐ 624 NAP ☐ TCL ☐ PPL ☐ STARS ☐ MTBE ☐ +10 ☐ +15 ☐	8270 ABN ☐ 625 BN ☐ TCL ☐ PPL ☐ STARS ☐ PAH ☐ PADF ☐ +TICs ☐	VOC 8260	SVOC 8270 BN	Metals	PCB 8085					Matrix Codes: DW - Drinking Water, GW - Ground Water, WW - Water, SW - Surface Water, SO - Soil, SL - Sludge, OI - Oil, LIQ - Other Liquid, AIR - Air, SOL - Other Solid, WP - Wipe; LAB USE ONLY
-1	EP-38 VSM		7/1/03	1030	SS	SO	2					2							1	1	→	→					EX50, 19F1
-2	EP-38 (U)		↓	1030	↓	↓	1					1										1					EX50
-3	*EP-39 VSM		↓	1100	↓	↓	2					2							1	1	→						
-4	EP-39 (U)		↓	1100	↓	↓	1					1										1					
-5	EP-39 (L)		↓	1100	↓	↓	1					1										1					
-6	EP-40		↓	1115	↓	↓	2					2							1	1	→	→					
-7	EP-40 (U)		↓	1115	↓	↓	1					1										1					
-8	EP-41		↓	1145	↓	↓	2					2							1	1	→						
-9	EP-41 (U)		↓	1145	↓	↓	1					1										1					
-10	EP-41 (L)		↓	1145	↓	↓	1					1										1					

Turnaround Time (Business Days)

- ☐ Std. 15 Business Days
- ☐ 10 Day RUSH
- ☒ 5 Day RUSH
- ☐ 3 Day EMERGENCY
- ☐ 2 Day EMERGENCY
- ☐ 1 Day EMERGENCY
- ☐ Other

Approved By: / Date:

Emergency & Rush T/A data available VIA LabLink

Data Deliverable Information

- ☐ Commercial "A"
- ☐ Commercial "B"
- ☐ NJ Reduced
- ☐ NJ Full
- ☐ Other _____
- ☐ FULL CLP
- ☐ NYASP Category A
- ☒ NYASP Category B
- ☐ State Forms
- ☐ EDD Format _____

Commercial "A" = Results Only

Comments / Remarks

Rush 5 Day T.AT
* EP-39 designate MS/MSD
VOC 8260 to include
135 and 124 Trimethylbenzene

Sample Custody must be documented below each time samples change possession, including courier delivery.

Relinquished by Sampler:	Date Time:	Received by:	Relinquished by Sampler:	Date Time:	Received by:
1 [signature]	7/1/03	1 UPS	2 UPS	7/2/03 1115	2 [signature]
Relinquished by: 3	Date Time:	Received by: 3	Relinquished by: 4	Date Time:	Received by: 4
Relinquished by: 5	Date Time:	Received by: 5	Custody Seal # NONE	Preserved where applicable ☐	On Ice ☒ Cooler Temp. 6

DATA

CHAIN OF CUSTODY

Page 2 of 3

ACCUTEST. Laboratories

50

2235 Route 130, Dayton NJ 08810
TEL. 732-329-0200 FAX: 732-329-3499/3480
www.accutest.com

FED-EX Tracking #:
Bottle Order Control #:
Accutest Quote #:
Accutest Job #: N42697

Client / Reporting Information

Company Name: A Rich Consultants
Address: 17 Dupont Street
City: Plainview State: NY Zip: 11803
Project Contact: Eric Weinstock E-mail:
Phone #: (516) 576 8844
Sampler's Name: Steve Sobstyl

Project Information

Project Name: AK Allen Company
Street: 255 East Second St
City: Mineola State: NY 11501
Project #: AK Allen EC
Fax #: (516) 576 0093
Client Purchase Order #: AK Allen EC

Requested Analysis

8260 ☐ BTEX ☐ 8021 ☐ MTBE ☐ TBA ☐ 602 ☐ NAP ☐ PNAG ☐ PNLG ☐
8260 ☐ 624 ☐ TCL ☐ PPL ☐ STARS ☐ MTBE ☐ TBA ☐ NAP ☐ +10 ☐ +15 ☐
8270 ☐ ABN ☐ 625 ☐ TCL ☐ PPL ☐ STARS ☐ BN ☐ PAH ☐ PADF ☐ +TICs ☐
VOC 8260
SVOC 8270 BN
Metals
PCB 8082

Matrix Codes

DW - Drinking Water
GW - Ground Water
WW - Water
SW - Surface Water
SO - Soil
SL - Sludge
OI - Oil
LIQ - Other Liquid
AIR - Air
SOL - Other Solid
WP - Wipe

Accutest Sample #	Field ID / Point of Collection	SUMMA # / MEOH Vial #	Collection Date	Collection Time	Sampled By	Matrix	# of bottles	HCl	NaOH	HNO3	H2SO4	NONE	NaHSO4	MEOH	EnCore	VOC 8260	SVOC 8270 BN	Metals	PCB 8082	LAB USE ONLY
-11	EP-42		7/1/03	1200	SS	SO	2					2				1	1	→	→	EX50, 19F1
-12	EP-42 (4)		1	1200			1					1							1	EX50
-13	SB-6 (6")			1230			1					1							1	
-14	SB-6 (12")			1235			1					1							1	
-15	SB-6 (18")			1240			1					1							1	
-16	SB-7 (6")			1300			1					1							1	
-17	SB-7 (12")			1305			1					1							1	
-18	SB-7 (18")			1310	↓	↓	1					1							1	

Turnaround Time (Business Days)

- ☐ Std. 15 Business Days
- ☐ 10 Day *RUSH*
- ☒ 5 Day *RUSH*
- ☐ 3 Day *EMERGENCY*
- ☐ 2 Day *EMERGENCY*
- ☐ 1 Day *EMERGENCY*
- ☐ Other

Approved By: / Date:

Emergency & Rush T/A data available VIA LabLink

Data Deliverable Information

- ☐ Commercial "A"
- ☐ Commercial "B"
- ☐ NJ Reduced
- ☐ NJ Full
- ☐ Other _____
- ☐ FULL CLP
- ☐ NYASP Category A
- ☒ NYASP Category B
- ☐ State Forms
- ☐ EDD Format _____

Commercial "A" = Results Only

Comments / Remarks

Rush 5 Day T.AT

VOC 8260 to include 135 and 124 Trimethylbenzene

Sample Custody must be documented below each time samples change possession, including courier delivery.

Relinquished by Sampler:	Date Time:	Received by:	Relinquished by Sampler:	Date Time:	Received by:
1 [signature]	7/1/03	1 UPS	2 UPS	7/1/03 1115	2 [signature]
Relinquished by: 3	Date Time:	Received by: 3	Relinquished by: 4	Date Time:	Received by: 4
Relinquished by: 5	Date Time:	Received by: 5	Custody Seal #	Preserved where applicable ☐	On Ice ☑ Cooler Temp. 6

Accutest Laboratories

Report of Analysis

Client Sample ID:	FB-7/1		
Lab Sample ID:	N42697-28	**Date Sampled:**	07/01/03
Matrix:	AQ - Field Blank Soil	**Date Received:**	07/02/03
Method:	SW846 8260B	**Percent Solids:**	n/a
Project:	AK Allen, 255 East 2nd Street, Mineola, NY		

	File ID	DF	Analyzed	By	Prep Date	Prep Batch	Analytical Batch
Run #1	X8895.D	1	07/07/03	DTM	n/a	n/a	VX342
Run #2							

	Purge Volume
Run #1	5.0 ml
Run #2	

VOA TCL List

CAS No.	Compound	Result	RL	MDL	Units	Q
67-64-1	Acetone	ND	10	3.0	ug/l	
71-43-2	Benzene	ND	1.0	0.21	ug/l	
75-27-4	Bromodichloromethane	ND	1.0	0.29	ug/l	
75-25-2	Bromoform	ND	4.0	0.23	ug/l	
74-83-9	Bromomethane	ND	2.0	0.74	ug/l	
78-93-3	2-Butanone (MEK)	ND	10	2.7	ug/l	
75-15-0	Carbon disulfide	ND	2.0	0.33	ug/l	
56-23-5	Carbon tetrachloride	ND	1.0	0.38	ug/l	
108-90-7	Chlorobenzene	ND	1.0	0.24	ug/l	
75-00-3	Chloroethane	ND	1.0	0.93	ug/l	
67-66-3	Chloroform	ND	1.0	0.35	ug/l	
74-87-3	Chloromethane	ND	1.0	0.37	ug/l	
124-48-1	Dibromochloromethane	ND	1.0	0.25	ug/l	
75-34-3	1,1-Dichloroethane	ND	1.0	0.29	ug/l	
107-06-2	1,2-Dichloroethane	ND	1.0	0.31	ug/l	
75-35-4	1,1-Dichloroethene	ND	1.0	0.30	ug/l	
156-59-2	cis-1,2-Dichloroethene	ND	1.0	0.22	ug/l	
156-60-5	trans-1,2-Dichloroethene	ND	1.0	0.36	ug/l	
78-87-5	1,2-Dichloropropane	ND	1.0	0.62	ug/l	
10061-01-5	cis-1,3-Dichloropropene	ND	1.0	0.16	ug/l	
10061-02-6	trans-1,3-Dichloropropene	ND	1.0	0.14	ug/l	
100-41-4	Ethylbenzene	ND	1.0	0.23	ug/l	
591-78-6	2-Hexanone	ND	5.0	1.1	ug/l	
108-10-1	4-Methyl-2-pentanone(MIBK)	ND	5.0	0.71	ug/l	
75-09-2	Methylene chloride	ND	2.0	0.41	ug/l	
100-42-5	Styrene	ND	5.0	0.29	ug/l	
79-34-5	1,1,2,2-Tetrachloroethane	ND	1.0	0.33	ug/l	
127-18-4	Tetrachloroethene	ND	1.0	0.70	ug/l	
108-88-3	Toluene	ND	1.0	0.25	ug/l	
71-55-6	1,1,1-Trichloroethane	ND	1.0	0.38	ug/l	
79-00-5	1,1,2-Trichloroethane	ND	1.0	0.35	ug/l	
79-01-6	Trichloroethene	ND	1.0	0.28	ug/l	

ND = Not detected MDL - Method Detection Limit
RL = Reporting Limit
E = Indicates value exceeds calibration range
J = Indicates an estimated value
B = Indicates analyte found in associated method blank
N = Indicates presumptive evidence of a compound

Report of Analysis

Client Sample ID:	FB-7/1		
Lab Sample ID:	N42697-28	**Date Sampled:**	07/01/03
Matrix:	AQ - Field Blank Soil	**Date Received:**	07/02/03
Method:	SW846 8260B	**Percent Solids:**	n/a
Project:	AK Allen, 255 East 2nd Street, Mineola, NY		

VOA TCL List

CAS No.	Compound	Result	RL	MDL	Units	Q
95-63-6	**1,2,4-Trimethylbenzene**	ND	5.0	0.17	ug/l	
108-67-8	**1,3,5-Trimethylbenzene**	ND	5.0	0.18	ug/l	
75-01-4	Vinyl chloride	ND	1.0	0.47	ug/l	
1330-20-7	Xylene (total)	ND	1.0	0.20	ug/l	

CAS No.	Surrogate Recoveries	Run# 1	Run# 2	Limits
1868-53-7	Dibromofluoromethane	105%		81-120%
17060-07-0	1,2-Dichloroethane-D4	102%		68-130%
2037-26-5	Toluene-D8	104%		83-116%
460-00-4	4-Bromofluorobenzene	103%		83-119%

CAS No.	Tentatively Identified Compounds	R.T.	Est. Conc.	Units	Q
	Total TIC, Volatile		0	ug/l	

ND = Not detected MDL - Method Detection Limit
RL = Reporting Limit
E = Indicates value exceeds calibration range

J = Indicates an estimated value
B = Indicates analyte found in associated method blank
N = Indicates presumptive evidence of a compound

Accutest Laboratories

Report of Analysis

Client Sample ID:	FB-7/1		
Lab Sample ID:	N42697-28	**Date Sampled:**	07/01/03
Matrix:	AQ - Field Blank Soil	**Date Received:**	07/02/03
Method:	SW846 8270C SW846 3510C	**Percent Solids:**	n/a
Project:	AK Allen, 255 East 2nd Street, Mineola, NY		

	File ID	DF	Analyzed	By	Prep Date	Prep Batch	Analytical Batch
Run #1	F37544.D	1	07/08/03	ENZ	07/03/03	OP14273	EF2133
Run #2							

	Initial Volume	Final Volume
Run #1	960 ml	1.0 ml
Run #2		

BN TCL List

CAS No.	Compound	Result	RL	MDL	Units	Q
83-32-9	Acenaphthene	ND	2.1	0.26	ug/l	
208-96-8	Acenaphthylene	ND	2.1	0.19	ug/l	
120-12-7	Anthracene	ND	2.1	0.23	ug/l	
56-55-3	Benzo(a)anthracene	ND	2.1	0.32	ug/l	
50-32-8	Benzo(a)pyrene	ND	2.1	0.34	ug/l	
205-99-2	Benzo(b)fluoranthene	ND	2.1	0.42	ug/l	
191-24-2	Benzo(g,h,i)perylene	ND	2.1	0.40	ug/l	
207-08-9	Benzo(k)fluoranthene	ND	2.1	0.42	ug/l	
101-55-3	4-Bromophenyl phenyl ether	ND	2.1	0.26	ug/l	
85-68-7	Butyl benzyl phthalate	ND	2.1	0.31	ug/l	
91-58-7	2-Chloronaphthalene	ND	5.2	0.29	ug/l	
106-47-8	4-Chloroaniline	ND	5.2	0.42	ug/l	
86-74-8	Carbazole	ND	2.1	0.33	ug/l	
218-01-9	Chrysene	ND	2.1	0.35	ug/l	
111-91-1	bis(2-Chloroethoxy)methane	ND	2.1	0.23	ug/l	
111-44-4	bis(2-Chloroethyl)ether	ND	2.1	0.30	ug/l	
108-60-1	bis(2-Chloroisopropyl)ether	ND	2.1	0.48	ug/l	
7005-72-3	4-Chlorophenyl phenyl ether	ND	2.1	0.25	ug/l	
95-50-1	1,2-Dichlorobenzene	ND	2.1	0.33	ug/l	
541-73-1	1,3-Dichlorobenzene	ND	2.1	0.31	ug/l	
106-46-7	1,4-Dichlorobenzene	ND	2.1	0.29	ug/l	
121-14-2	2,4-Dinitrotoluene	ND	2.1	0.37	ug/l	
606-20-2	2,6-Dinitrotoluene	ND	2.1	0.34	ug/l	
91-94-1	3,3'-Dichlorobenzidine	ND	5.2	0.44	ug/l	
53-70-3	Dibenzo(a,h)anthracene	ND	2.1	0.40	ug/l	
132-64-9	Dibenzofuran	ND	5.2	0.27	ug/l	
84-74-2	Di-n-butyl phthalate	ND	2.1	0.25	ug/l	
117-84-0	Di-n-octyl phthalate	ND	2.1	0.57	ug/l	
84-66-2	Diethyl phthalate	ND	2.1	0.32	ug/l	
131-11-3	Dimethyl phthalate	ND	2.1	0.25	ug/l	
117-81-7	bis(2-Ethylhexyl)phthalate	ND	2.1	0.45	ug/l	
206-44-0	Fluoranthene	ND	2.1	0.32	ug/l	

ND = Not detected MDL - Method Detection Limit
RL = Reporting Limit
E = Indicates value exceeds calibration range

J = Indicates an estimated value
B = Indicates analyte found in associated method blank
N = Indicates presumptive evidence of a compound

Report of Analysis

Client Sample ID:	FB-7/1		
Lab Sample ID:	N42697-28	**Date Sampled:**	07/01/03
Matrix:	AQ - Field Blank Soil	**Date Received:**	07/02/03
Method:	SW846 8270C SW846 3510C	**Percent Solids:**	n/a
Project:	AK Allen, 255 East 2nd Street, Mineola, NY		

BN TCL List

CAS No.	Compound	Result	RL	MDL	Units	Q
86-73-7	Fluorene	ND	2.1	0.23	ug/l	
118-74-1	Hexachlorobenzene	ND	2.1	0.29	ug/l	
87-68-3	Hexachlorobutadiene	ND	2.1	1.1	ug/l	
77-47-4	Hexachlorocyclopentadiene	ND	21	1.6	ug/l	
67-72-1	Hexachloroethane	ND	5.2	0.69	ug/l	
193-39-5	Indeno(1,2,3-cd)pyrene	ND	2.1	0.82	ug/l	
78-59-1	Isophorone	ND	2.1	0.25	ug/l	
91-57-6	2-Methylnaphthalene	ND	2.1	0.33	ug/l	
88-74-4	2-Nitroaniline	ND	5.2	0.55	ug/l	
99-09-2	3-Nitroaniline	ND	5.2	0.98	ug/l	
100-01-6	4-Nitroaniline	ND	5.2	0.57	ug/l	
91-20-3	Naphthalene	ND	2.1	0.24	ug/l	
98-95-3	Nitrobenzene	ND	2.1	0.46	ug/l	
621-64-7	N-Nitroso-di-n-propylamine	ND	2.1	0.43	ug/l	
86-30-6	N-Nitrosodiphenylamine	ND	5.2	0.25	ug/l	
85-01-8	Phenanthrene	ND	2.1	0.18	ug/l	
129-00-0	Pyrene	ND	2.1	0.28	ug/l	
120-82-1	1,2,4-Trichlorobenzene	ND	2.1	0.29	ug/l	

CAS No.	Surrogate Recoveries	Run# 1	Run# 2	Limits
4165-60-0	Nitrobenzene-d5	83%		34-122%
321-60-8	2-Fluorobiphenyl	82%		38-113%
1718-51-0	Terphenyl-d14	97%		29-119%

CAS No.	Tentatively Identified Compounds	R.T.	Est. Conc.	Units	Q
	system artifact/aldol-condensation	4.89	5.3	ug/l	J
	Total TIC, Semi-Volatile		0	ug/l	

ND = Not detected MDL - Method Detection Limit
RL = Reporting Limit
E = Indicates value exceeds calibration range
J = Indicates an estimated value
B = Indicates analyte found in associated method blank
N = Indicates presumptive evidence of a compound

Accutest Laboratories

Report of Analysis

Client Sample ID:	FB-7/1		
Lab Sample ID:	N42697-28	**Date Sampled:**	07/01/03
Matrix:	AQ - Field Blank Soil	**Date Received:**	07/02/03
Method:	SW846 8082 SW846 3510C	**Percent Solids:**	n/a
Project:	AK Allen, 255 East 2nd Street, Mineola, NY		

	File ID	DF	Analyzed	By	Prep Date	Prep Batch	Analytical Batch
Run #1	EF44878.D	1	07/09/03	OYA	07/03/03	OP14275	GEF2308
Run #2							

	Initial Volume	Final Volume
Run #1	970 ml	10.0 ml
Run #2		

PCB List

CAS No.	Compound	Result	RL	MDL	Units	Q
12674-11-2	Aroclor 1016	ND	0.52	0.084	ug/l	
11104-28-2	Aroclor 1221	ND	0.52	0.16	ug/l	
11141-16-5	Aroclor 1232	ND	0.52	0.20	ug/l	
53469-21-9	Aroclor 1242	ND	0.52	0.14	ug/l	
12672-29-6	Aroclor 1248	ND	0.52	0.11	ug/l	
11097-69-1	Aroclor 1254	ND	0.52	0.056	ug/l	
11096-82-5	Aroclor 1260	ND	0.52	0.083	ug/l	

CAS No.	Surrogate Recoveries	Run# 1	Run# 2	Limits
877-09-8	Tetrachloro-m-xylene	78%		25-149%
877-09-8	Tetrachloro-m-xylene	88%		25-149%
2051-24-3	Decachlorobiphenyl	71%		22-161%
2051-24-3	Decachlorobiphenyl	85%		22-161%

ND = Not detected MDL - Method Detection Limit
RL = Reporting Limit
E = Indicates value exceeds calibration range
J = Indicates an estimated value
B = Indicates analyte found in associated method blank
N = Indicates presumptive evidence of a compound

Accutest Laboratories

Report of Analysis

Client Sample ID:	FB-7/1		
Lab Sample ID:	N42697-28	**Date Sampled:**	07/01/03
Matrix:	AQ - Field Blank Soil	**Date Received:**	07/02/03
		Percent Solids:	n/a
Project:	AK Allen, 255 East 2nd Street, Mineola, NY		

Metals Analysis

Analyte	Result	RL	Units	DF	Prep	Analyzed	By	Method	Prep Method
Aluminum	<200	200	ug/l	1	07/06/03	07/10/03	ND	SW846 6010B	SW846 3010A
Antimony	<5.0	5.0	ug/l	1	07/06/03	07/10/03	ND	SW846 6010B	SW846 3010A
Arsenic	<5.0	5.0	ug/l	1	07/06/03	07/10/03	ND	SW846 6010B	SW846 3010A
Barium	<200	200	ug/l	1	07/06/03	07/10/03	ND	SW846 6010B	SW846 3010A
Beryllium	<5.0	5.0	ug/l	1	07/06/03	07/10/03	ND	SW846 6010B	SW846 3010A
Cadmium	<4.0	4.0	ug/l	1	07/06/03	07/10/03	ND	SW846 6010B	SW846 3010A
Calcium	<5000	5000	ug/l	1	07/06/03	07/10/03	ND	SW846 6010B	SW846 3010A
Chromium	<10	10	ug/l	1	07/06/03	07/10/03	ND	SW846 6010B	SW846 3010A
Cobalt	<50	50	ug/l	1	07/06/03	07/10/03	ND	SW846 6010B	SW846 3010A
Copper	<25	25	ug/l	1	07/06/03	07/10/03	ND	SW846 6010B	SW846 3010A
Iron	<100	100	ug/l	1	07/06/03	07/10/03	ND	SW846 6010B	SW846 3010A
Lead	<3.0	3.0	ug/l	1	07/06/03	07/10/03	ND	SW846 6010B	SW846 3010A
Magnesium	<5000	5000	ug/l	1	07/06/03	07/10/03	ND	SW846 6010B	SW846 3010A
Manganese	<15	15	ug/l	1	07/06/03	07/10/03	ND	SW846 6010B	SW846 3010A
Mercury	<0.20	0.20	ug/l	1	07/09/03	07/09/03	WG	SW846 7470A	SW846 7470A
Nickel	<40	40	ug/l	1	07/06/03	07/10/03	ND	SW846 6010B	SW846 3010A
Potassium	<5000	5000	ug/l	1	07/06/03	07/10/03	ND	SW846 6010B	SW846 3010A
Selenium	<5.0	5.0	ug/l	1	07/06/03	07/10/03	ND	SW846 6010B	SW846 3010A
Silver	<10	10	ug/l	1	07/06/03	07/10/03	ND	SW846 6010B	SW846 3010A
Sodium	<5000	5000	ug/l	1	07/06/03	07/10/03	ND	SW846 6010B	SW846 3010A
Thallium	<10	10	ug/l	1	07/06/03	07/10/03	ND	SW846 6010B	SW846 3010A
Vanadium	<50	50	ug/l	1	07/06/03	07/10/03	ND	SW846 6010B	SW846 3010A
Zinc	<20	20	ug/l	1	07/06/03	07/10/03	ND	SW846 6010B	SW846 3010A

RL = Reporting Limit

Accutest Laboratories

Report of Analysis

Client Sample ID:	TB-7/1		
Lab Sample ID:	N42697-29	**Date Sampled:**	07/01/03
Matrix:	AQ - Trip Blank Soil	**Date Received:**	07/02/03
Method:	SW846 8260B	**Percent Solids:**	n/a
Project:	AK Allen, 255 East 2nd Street, Mineola, NY		

	File ID	DF	Analyzed	By	Prep Date	Prep Batch	Analytical Batch
Run #1	X8896.D	1	07/07/03	DTM	n/a	n/a	VX342
Run #2							

	Purge Volume
Run #1	5.0 ml
Run #2	

VOA TCL List

CAS No.	Compound	Result	RL	MDL	Units	Q
67-64-1	Acetone	ND	10	3.0	ug/l	
71-43-2	Benzene	ND	1.0	0.21	ug/l	
75-27-4	Bromodichloromethane	ND	1.0	0.29	ug/l	
75-25-2	Bromoform	ND	4.0	0.23	ug/l	
74-83-9	Bromomethane	ND	2.0	0.74	ug/l	
78-93-3	2-Butanone (MEK)	ND	10	2.7	ug/l	
75-15-0	Carbon disulfide	ND	2.0	0.33	ug/l	
56-23-5	Carbon tetrachloride	ND	1.0	0.38	ug/l	
108-90-7	Chlorobenzene	ND	1.0	0.24	ug/l	
75-00-3	Chloroethane	ND	1.0	0.93	ug/l	
67-66-3	Chloroform	ND	1.0	0.35	ug/l	
74-87-3	Chloromethane	ND	1.0	0.37	ug/l	
124-48-1	Dibromochloromethane	ND	1.0	0.25	ug/l	
75-34-3	1,1-Dichloroethane	ND	1.0	0.29	ug/l	
107-06-2	1,2-Dichloroethane	ND	1.0	0.31	ug/l	
75-35-4	1,1-Dichloroethene	ND	1.0	0.30	ug/l	
156-59-2	cis-1,2-Dichloroethene	ND	1.0	0.22	ug/l	
156-60-5	trans-1,2-Dichloroethene	ND	1.0	0.36	ug/l	
78-87-5	1,2-Dichloropropane	ND	1.0	0.62	ug/l	
10061-01-5	cis-1,3-Dichloropropene	ND	1.0	0.16	ug/l	
10061-02-6	trans-1,3-Dichloropropene	ND	1.0	0.14	ug/l	
100-41-4	Ethylbenzene	ND	1.0	0.23	ug/l	
591-78-6	2-Hexanone	ND	5.0	1.1	ug/l	
108-10-1	4-Methyl-2-pentanone(MIBK)	ND	5.0	0.71	ug/l	
75-09-2	Methylene chloride	ND	2.0	0.41	ug/l	
100-42-5	Styrene	ND	5.0	0.29	ug/l	
79-34-5	1,1,2,2-Tetrachloroethane	ND	1.0	0.33	ug/l	
127-18-4	Tetrachloroethene	ND	1.0	0.70	ug/l	
108-88-3	Toluene	ND	1.0	0.25	ug/l	
71-55-6	1,1,1-Trichloroethane	ND	1.0	0.38	ug/l	
79-00-5	1,1,2-Trichloroethane	ND	1.0	0.35	ug/l	
79-01-6	Trichloroethene	ND	1.0	0.28	ug/l	

ND = Not detected MDL - Method Detection Limit
RL = Reporting Limit
E = Indicates value exceeds calibration range
J = Indicates an estimated value
B = Indicates analyte found in associated method blank
N = Indicates presumptive evidence of a compound

Report of Analysis

Client Sample ID:	TB-7/1		
Lab Sample ID:	N42697-29	**Date Sampled:**	07/01/03
Matrix:	AQ - Trip Blank Soil	**Date Received:**	07/02/03
Method:	SW846 8260B	**Percent Solids:**	n/a
Project:	AK Allen, 255 East 2nd Street, Mineola, NY		

VOA TCL List

CAS No.	Compound	Result	RL	MDL	Units	Q
95-63-6	**1,2,4-Trimethylbenzene**	ND	5.0	0.17	ug/l	
108-67-8	**1,3,5-Trimethylbenzene**	ND	5.0	0.18	ug/l	
75-01-4	Vinyl chloride	ND	1.0	0.47	ug/l	
1330-20-7	Xylene (total)	ND	1.0	0.20	ug/l	

CAS No.	Surrogate Recoveries	Run# 1	Run# 2	Limits
1868-53-7	Dibromofluoromethane	106%		81-120%
17060-07-0	1,2-Dichloroethane-D4	100%		68-130%
2037-26-5	Toluene-D8	103%		83-116%
460-00-4	4-Bromofluorobenzene	102%		83-119%

CAS No.	Tentatively Identified Compounds	R.T.	Est. Conc.	Units	Q
	Total TIC, Volatile		0	ug/l	

ND = Not detected MDL - Method Detection Limit
RL = Reporting Limit
E = Indicates value exceeds calibration range

J = Indicates an estimated value
B = Indicates analyte found in associated method blank
N = Indicates presumptive evidence of a compound

Accutest Laboratories

Report of Analysis

Client Sample ID:	SB-37 (0-12")		
Lab Sample ID:	N42697-27	**Date Sampled:**	06/30/03
Matrix:	SO - Soil	**Date Received:**	07/02/03
Method:	SW846 8260B	**Percent Solids:**	84.8
Project:	AK Allen, 255 East 2nd Street, Mineola, NY		

	File ID	DF	Analyzed	By	Prep Date	Prep Batch	Analytical Batch
Run #1	G61002.D	1	07/09/03	SJM	n/a	n/a	VG3304
Run #2							

	Initial Weight
Run #1	4.2 g
Run #2	

VOA TCL List

CAS No.	Compound	Result	RL	MDL	Units	Q
67-64-1	Acetone	ND	14	9.8	ug/kg	
71-43-2	Benzene	ND	1.4	0.29	ug/kg	
75-27-4	Bromodichloromethane	ND	7.0	0.46	ug/kg	
75-25-2	Bromoform	ND	7.0	0.85	ug/kg	
74-83-9	Bromomethane	ND	7.0	1.1	ug/kg	
78-93-3	2-Butanone (MEK)	ND	14	5.2	ug/kg	
75-15-0	Carbon disulfide	ND	7.0	2.4	ug/kg	
56-23-5	Carbon tetrachloride	ND	7.0	1.5	ug/kg	
108-90-7	Chlorobenzene	ND	7.0	1.4	ug/kg	
75-00-3	Chloroethane	ND	7.0	1.8	ug/kg	
67-66-3	Chloroform	ND	7.0	0.58	ug/kg	
74-87-3	Chloromethane	ND	7.0	0.88	ug/kg	
124-48-1	Dibromochloromethane	ND	7.0	0.37	ug/kg	
75-34-3	1,1-Dichloroethane	ND	7.0	0.45	ug/kg	
107-06-2	1,2-Dichloroethane	ND	7.0	0.80	ug/kg	
75-35-4	1,1-Dichloroethene	ND	7.0	0.56	ug/kg	
156-59-2	cis-1,2-Dichloroethene	ND	7.0	0.47	ug/kg	
156-60-5	trans-1,2-Dichloroethene	ND	7.0	0.47	ug/kg	
78-87-5	1,2-Dichloropropane	ND	7.0	1.1	ug/kg	
10061-01-5	cis-1,3-Dichloropropene	ND	7.0	0.40	ug/kg	
10061-02-6	trans-1,3-Dichloropropene	ND	7.0	0.29	ug/kg	
100-41-4	Ethylbenzene	ND	1.4	0.19	ug/kg	
591-78-6	2-Hexanone	ND	7.0	0.96	ug/kg	
108-10-1	4-Methyl-2-pentanone(MIBK)	ND	7.0	1.7	ug/kg	
75-09-2	Methylene chloride	ND	7.0	0.69	ug/kg	
100-42-5	Styrene	ND	7.0	1.4	ug/kg	
79-34-5	1,1,2,2-Tetrachloroethane	ND	7.0	0.59	ug/kg	
127-18-4	Tetrachloroethene	ND	7.0	0.31	ug/kg	
108-88-3	Toluene	ND	1.4	0.96	ug/kg	
71-55-6	1,1,1-Trichloroethane	ND	7.0	0.42	ug/kg	
79-00-5	1,1,2-Trichloroethane	ND	7.0	0.54	ug/kg	
79-01-6	Trichloroethene	ND	7.0	0.30	ug/kg	

ND = Not detected MDL - Method Detection Limit
RL = Reporting Limit
E = Indicates value exceeds calibration range
J = Indicates an estimated value
B = Indicates analyte found in associated method blank
N = Indicates presumptive evidence of a compound

Report of Analysis

Client Sample ID:	SB-37 (0-12")		
Lab Sample ID:	N42697-27	**Date Sampled:**	06/30/03
Matrix:	SO - Soil	**Date Received:**	07/02/03
Method:	SW846 8260B	**Percent Solids:**	84.8
Project:	AK Allen, 255 East 2nd Street, Mineola, NY		

VOA TCL List

CAS No.	Compound	Result	RL	MDL	Units	Q
95-63-6	**1,2,4-Trimethylbenzene**	ND	7.0	0.38	ug/kg	
108-67-8	**1,3,5-Trimethylbenzene**	ND	7.0	0.40	ug/kg	
75-01-4	Vinyl chloride	ND	7.0	0.57	ug/kg	
1330-20-7	Xylene (total)	ND	2.8	0.63	ug/kg	

CAS No.	Surrogate Recoveries	Run# 1	Run# 2	Limits
1868-53-7	Dibromofluoromethane	82%		71-117%
17060-07-0	1,2-Dichloroethane-D4	71%		62-124%
2037-26-5	Toluene-D8	89%		78-115%
460-00-4	4-Bromofluorobenzene	101%		73-127%

CAS No.	Tentatively Identified Compounds	R.T.	Est. Conc.	Units	Q
124-38-9	Carbon dioxide	2.73	76	ug/kg	JNB
	Total TIC, Volatile		0	ug/kg	

ND = Not detected MDL - Method Detection Limit
RL = Reporting Limit
E = Indicates value exceeds calibration range

J = Indicates an estimated value
B = Indicates analyte found in associated method blank
N = Indicates presumptive evidence of a compound

Accutest Laboratories

Report of Analysis

Client Sample ID:	SB-37 (0-12")		
Lab Sample ID:	N42697-27	**Date Sampled:**	06/30/03
Matrix:	SO - Soil	**Date Received:**	07/02/03
Method:	SW846 8270C SW846 3550B	**Percent Solids:**	84.8
Project:	AK Allen, 255 East 2nd Street, Mineola, NY		

	File ID	DF	Analyzed	By	Prep Date	Prep Batch	Analytical Batch
Run #1	R33018.D	1	07/08/03	YW	07/07/03	OP14301	ER1032
Run #2							

	Initial Weight	Final Volume
Run #1	30.0 g	1.0 ml
Run #2		

BN TCL List

CAS No.	Compound	Result	RL	MDL	Units	Q
83-32-9	Acenaphthene	ND	79	9.1	ug/kg	
208-96-8	Acenaphthylene	ND	79	9.6	ug/kg	
120-12-7	Anthracene	ND	79	15	ug/kg	
56-55-3	Benzo(a)anthracene	40.4	79	14	ug/kg	J
50-32-8	Benzo(a)pyrene	44.0	79	14	ug/kg	J
205-99-2	Benzo(b)fluoranthene	94.5	79	22	ug/kg	
191-24-2	Benzo(g,h,i)perylene	34.0	79	18	ug/kg	J
207-08-9	Benzo(k)fluoranthene	31.7	79	8.6	ug/kg	J
101-55-3	4-Bromophenyl phenyl ether	ND	79	13	ug/kg	
85-68-7	Butyl benzyl phthalate	ND	79	19	ug/kg	
91-58-7	2-Chloronaphthalene	ND	79	8.4	ug/kg	
106-47-8	4-Chloroaniline	ND	200	24	ug/kg	
86-74-8	Carbazole	ND	79	16	ug/kg	
218-01-9	Chrysene	70.6	79	17	ug/kg	J
111-91-1	bis(2-Chloroethoxy)methane	ND	79	9.1	ug/kg	
111-44-4	bis(2-Chloroethyl)ether	ND	79	7.6	ug/kg	
108-60-1	bis(2-Chloroisopropyl)ether	ND	79	18	ug/kg	
7005-72-3	4-Chlorophenyl phenyl ether	ND	79	9.9	ug/kg	
95-50-1	1,2-Dichlorobenzene	ND	79	11	ug/kg	
541-73-1	1,3-Dichlorobenzene	ND	79	11	ug/kg	
106-46-7	1,4-Dichlorobenzene	ND	79	7.8	ug/kg	
121-14-2	2,4-Dinitrotoluene	ND	79	18	ug/kg	
606-20-2	2,6-Dinitrotoluene	ND	79	14	ug/kg	
91-94-1	3,3'-Dichlorobenzidine	ND	200	21	ug/kg	
53-70-3	Dibenzo(a,h)anthracene	ND	79	20	ug/kg	
132-64-9	Dibenzofuran	ND	79	9.7	ug/kg	
84-74-2	Di-n-butyl phthalate	ND	79	15	ug/kg	
117-84-0	Di-n-octyl phthalate	ND	79	28	ug/kg	
84-66-2	Diethyl phthalate	ND	79	42	ug/kg	
131-11-3	Dimethyl phthalate	ND	79	11	ug/kg	
117-81-7	bis(2-Ethylhexyl)phthalate	276	79	19	ug/kg	
206-44-0	Fluoranthene	117	79	14	ug/kg	

ND = Not detected MDL - Method Detection Limit
RL = Reporting Limit
E = Indicates value exceeds calibration range

J = Indicates an estimated value
B = Indicates analyte found in associated method blank
N = Indicates presumptive evidence of a compound

Report of Analysis

Client Sample ID:	SB-37 (0-12")		
Lab Sample ID:	N42697-27	**Date Sampled:**	06/30/03
Matrix:	SO - Soil	**Date Received:**	07/02/03
Method:	SW846 8270C SW846 3550B	**Percent Solids:**	84.8
Project:	AK Allen, 255 East 2nd Street, Mineola, NY		

BN TCL List

CAS No.	Compound	Result	RL	MDL	Units	Q
86-73-7	Fluorene	ND	79	8.0	ug/kg	
118-74-1	Hexachlorobenzene	ND	79	12	ug/kg	
87-68-3	Hexachlorobutadiene	ND	79	12	ug/kg	
77-47-4	Hexachlorocyclopentadiene	ND	790	28	ug/kg	
67-72-1	Hexachloroethane	ND	200	12	ug/kg	
193-39-5	Indeno(1,2,3-cd)pyrene	34.7	79	27	ug/kg	J
78-59-1	Isophorone	ND	79	12	ug/kg	
91-57-6	2-Methylnaphthalene	ND	79	8.1	ug/kg	
88-74-4	2-Nitroaniline	ND	200	21	ug/kg	
99-09-2	3-Nitroaniline	ND	200	21	ug/kg	
100-01-6	4-Nitroaniline	ND	200	24	ug/kg	
91-20-3	Naphthalene	ND	79	8.0	ug/kg	
98-95-3	Nitrobenzene	ND	79	15	ug/kg	
621-64-7	N-Nitroso-di-n-propylamine	ND	79	16	ug/kg	
86-30-6	N-Nitrosodiphenylamine	ND	200	13	ug/kg	
85-01-8	Phenanthrene	50.0	79	13	ug/kg	J
129-00-0	Pyrene	81.3	79	14	ug/kg	
120-82-1	1,2,4-Trichlorobenzene	ND	79	14	ug/kg	

CAS No.	Surrogate Recoveries	Run# 1	Run# 2	Limits
4165-60-0	Nitrobenzene-d5	72%		30-122%
321-60-8	2-Fluorobiphenyl	77%		39-112%
1718-51-0	Terphenyl-d14	71%		24-138%

CAS No.	Tentatively Identified Compounds	R.T.	Est. Conc.	Units	Q
	system artifact	3.48	210	ug/kg	J
66-25-1	Hexanal	3.52	210	ug/kg	JN
	system artifact/aldol-condensation	4.09	38000	ug/kg	J
	unknown	15.40	270	ug/kg	J
	unknown	18.86	300	ug/kg	J
	unknown	20.24	210	ug/kg	J
	alkane	21.82	190	ug/kg	J
	alkane	23.29	320	ug/kg	J
	alkane	24.66	590	ug/kg	J
	unknown	24.74	490	ug/kg	J
	unknown C29H48O	25.94	200	ug/kg	J
	unknown	26.04	260	ug/kg	J
	unknown	26.22	210	ug/kg	J

ND = Not detected MDL - Method Detection Limit J = Indicates an estimated value
RL = Reporting Limit B = Indicates analyte found in associated method blank
E = Indicates value exceeds calibration range N = Indicates presumptive evidence of a compound

Report of Analysis

Client Sample ID:	SB-37 (0-12")		
Lab Sample ID:	N42697-27	**Date Sampled:**	06/30/03
Matrix:	SO - Soil	**Date Received:**	07/02/03
Method:	SW846 8270C SW846 3550B	**Percent Solids:**	84.8
Project:	AK Allen, 255 East 2nd Street, Mineola, NY		

BN TCL List

CAS No.	Tentatively Identified Compounds	R.T.	Est. Conc.	Units	Q
	unknown	26.52	230	ug/kg	J
	unknown	27.28	310	ug/kg	J
	unknown	27.58	280	ug/kg	J
	unknown	28.17	180	ug/kg	J
	Total TIC, Semi-Volatile		4250	ug/kg	J

ND = Not detected MDL - Method Detection Limit
RL = Reporting Limit
E = Indicates value exceeds calibration range

J = Indicates an estimated value
B = Indicates analyte found in associated method blank
N = Indicates presumptive evidence of a compound

Accutest Laboratories

Report of Analysis

Client Sample ID:	SB-37 (0-12")		
Lab Sample ID:	N42697-27	**Date Sampled:**	06/30/03
Matrix:	SO - Soil	**Date Received:**	07/02/03
Method:	SW846 8082 SW846 3550B	**Percent Solids:**	84.8
Project:	AK Allen, 255 East 2nd Street, Mineola, NY		

	File ID	DF	Analyzed	By	Prep Date	Prep Batch	Analytical Batch
Run #1	OA5163.D	1	07/09/03	SY	07/07/03	OP14300	GOA161
Run #2							

	Initial Weight	Final Volume
Run #1	30.2 g	10.0 ml
Run #2		

PCB List

CAS No.	Compound	Result	RL	MDL	Units	Q
12674-11-2	Aroclor 1016	ND	20	2.8	ug/kg	
11104-28-2	Aroclor 1221	ND	20	5.9	ug/kg	
11141-16-5	Aroclor 1232	ND	20	4.5	ug/kg	
53469-21-9	Aroclor 1242	ND	20	3.4	ug/kg	
12672-29-6	Aroclor 1248	ND	20	3.0	ug/kg	
11097-69-1	Aroclor 1254	ND	20	1.9	ug/kg	
11096-82-5	Aroclor 1260	ND	20	3.5	ug/kg	

CAS No.	Surrogate Recoveries	Run# 1	Run# 2	Limits
877-09-8	Tetrachloro-m-xylene	80%		26-142%
877-09-8	Tetrachloro-m-xylene	75%		26-142%
2051-24-3	Decachlorobiphenyl	75%		32-153%
2051-24-3	Decachlorobiphenyl	75%		32-153%

ND = Not detected MDL - Method Detection Limit
RL = Reporting Limit
E = Indicates value exceeds calibration range
J = Indicates an estimated value
B = Indicates analyte found in associated method blank
N = Indicates presumptive evidence of a compound

Accutest Laboratories

Report of Analysis

Client Sample ID:	SB-37 (0-12")		
Lab Sample ID:	N42697-27	**Date Sampled:**	06/30/03
Matrix:	SO - Soil	**Date Received:**	07/02/03
		Percent Solids:	84.8
Project:	AK Allen, 255 East 2nd Street, Mineola, NY		

Metals Analysis

Analyte	Result	RL	Units	DF	Prep	Analyzed	By	Method	Prep Method
Arsenic	4.0	1.2	mg/kg	1	07/07/03	07/10/03	KL	SW846 6010B	SW846 3050B
Barium	<23	23	mg/kg	1	07/07/03	07/10/03	KL	SW846 6010B	SW846 3050B
Cadmium	<0.58	0.58	mg/kg	1	07/07/03	07/11/03	ND	SW846 6010B	SW846 3050B
Chromium	20.6	1.2	mg/kg	1	07/07/03	07/10/03	KL	SW846 6010B	SW846 3050B
Lead	26.3	1.2	mg/kg	1	07/07/03	07/10/03	KL	SW846 6010B	SW846 3050B
Mercury	0.053	0.038	mg/kg	1	07/08/03	07/08/03	WG	SW846 7471A	SW846 7471A
Selenium	1.2	1.2	mg/kg	1	07/07/03	07/10/03	KL	SW846 6010B	SW846 3050B
Silver	<1.2	1.2	mg/kg	1	07/07/03	07/10/03	KL	SW846 6010B	SW846 3050B

RL = Reporting Limit

Accutest Laboratories

Report of Analysis

Client Sample ID:	SB-36 (0-12")		
Lab Sample ID:	N42697-26	**Date Sampled:**	06/30/03
Matrix:	SO - Soil	**Date Received:**	07/02/03
Method:	SW846 8260B	**Percent Solids:**	76.8
Project:	AK Allen, 255 East 2nd Street, Mineola, NY		

	File ID	DF	Analyzed	By	Prep Date	Prep Batch	Analytical Batch
Run #1	G61001.D	1	07/09/03	SJM	n/a	n/a	VG3304
Run #2							

	Initial Weight
Run #1	4.4 g
Run #2	

VOA TCL List

CAS No.	Compound	Result	RL	MDL	Units	Q
67-64-1	Acetone	ND	15	10	ug/kg	
71-43-2	Benzene	ND	1.5	0.30	ug/kg	
75-27-4	Bromodichloromethane	ND	7.4	0.48	ug/kg	
75-25-2	Bromoform	ND	7.4	0.90	ug/kg	
74-83-9	Bromomethane	ND	7.4	1.2	ug/kg	
78-93-3	2-Butanone (MEK)	ND	15	5.4	ug/kg	
75-15-0	Carbon disulfide	ND	7.4	2.5	ug/kg	
56-23-5	Carbon tetrachloride	ND	7.4	1.6	ug/kg	
108-90-7	Chlorobenzene	ND	7.4	1.5	ug/kg	
75-00-3	Chloroethane	ND	7.4	1.9	ug/kg	
67-66-3	Chloroform	ND	7.4	0.62	ug/kg	
74-87-3	Chloromethane	ND	7.4	0.93	ug/kg	
124-48-1	Dibromochloromethane	ND	7.4	0.39	ug/kg	
75-34-3	1,1-Dichloroethane	ND	7.4	0.48	ug/kg	
107-06-2	1,2-Dichloroethane	ND	7.4	0.84	ug/kg	
75-35-4	1,1-Dichloroethene	ND	7.4	0.59	ug/kg	
156-59-2	cis-1,2-Dichloroethene	ND	7.4	0.50	ug/kg	
156-60-5	trans-1,2-Dichloroethene	ND	7.4	0.50	ug/kg	
78-87-5	1,2-Dichloropropane	ND	7.4	1.1	ug/kg	
10061-01-5	cis-1,3-Dichloropropene	ND	7.4	0.42	ug/kg	
10061-02-6	trans-1,3-Dichloropropene	ND	7.4	0.30	ug/kg	
100-41-4	Ethylbenzene	ND	1.5	0.20	ug/kg	
591-78-6	2-Hexanone	ND	7.4	1.0	ug/kg	
108-10-1	4-Methyl-2-pentanone(MIBK)	ND	7.4	1.7	ug/kg	
75-09-2	Methylene chloride	ND	7.4	0.73	ug/kg	
100-42-5	Styrene	ND	7.4	1.4	ug/kg	
79-34-5	1,1,2,2-Tetrachloroethane	ND	7.4	0.63	ug/kg	
127-18-4	Tetrachloroethene	ND	7.4	0.33	ug/kg	
108-88-3	Toluene	ND	1.5	1.0	ug/kg	
71-55-6	1,1,1-Trichloroethane	4.4	7.4	0.44	ug/kg	J
79-00-5	1,1,2-Trichloroethane	ND	7.4	0.57	ug/kg	
79-01-6	Trichloroethene	ND	7.4	0.32	ug/kg	

ND = Not detected MDL - Method Detection Limit
RL = Reporting Limit
E = Indicates value exceeds calibration range

J = Indicates an estimated value
B = Indicates analyte found in associated method blank
N = Indicates presumptive evidence of a compound

Report of Analysis

Client Sample ID:	SB-36 (0-12")		
Lab Sample ID:	N42697-26	**Date Sampled:**	06/30/03
Matrix:	SO - Soil	**Date Received:**	07/02/03
Method:	SW846 8260B	**Percent Solids:**	76.8
Project:	AK Allen, 255 East 2nd Street, Mineola, NY		

VOA TCL List

CAS No.	Compound	Result	RL	MDL	Units	Q
95-63-6	**1,2,4-Trimethylbenzene**	ND	7.4	0.40	ug/kg	
108-67-8	**1,3,5-Trimethylbenzene**	ND	7.4	0.42	ug/kg	
75-01-4	Vinyl chloride	ND	7.4	0.60	ug/kg	
1330-20-7	Xylene (total)	ND	3.0	0.66	ug/kg	

CAS No.	Surrogate Recoveries	Run# 1	Run# 2	Limits
1868-53-7	Dibromofluoromethane	83%		71-117%
17060-07-0	1,2-Dichloroethane-D4	76%		62-124%
2037-26-5	Toluene-D8	87%		78-115%
460-00-4	4-Bromofluorobenzene	113%		73-127%

CAS No.	Tentatively Identified Compounds	R.T.	Est. Conc.	Units	Q
124-38-9	Carbon dioxide	2.83	150	ug/kg	JNB
	Total TIC, Volatile		0	ug/kg	

ND = Not detected MDL - Method Detection Limit
RL = Reporting Limit
E = Indicates value exceeds calibration range

J = Indicates an estimated value
B = Indicates analyte found in associated method blank
N = Indicates presumptive evidence of a compound

Accutest Laboratories

Report of Analysis

Client Sample ID:	SB-36 (0-12")		
Lab Sample ID:	N42697-26	**Date Sampled:**	06/30/03
Matrix:	SO - Soil	**Date Received:**	07/02/03
Method:	SW846 8270C SW846 3550B	**Percent Solids:**	76.8
Project:	AK Allen, 255 East 2nd Street, Mineola, NY		

	File ID	DF	Analyzed	By	Prep Date	Prep Batch	Analytical Batch
Run #1	R33019.D	1	07/08/03	YW	07/07/03	OP14301	ER1032
Run #2 [a]	R33046.D	1	07/09/03	YW	07/07/03	OP14301	ER1033

	Initial Weight	Final Volume
Run #1	30.0 g	1.0 ml
Run #2	30.0 g	1.0 ml

BN TCL List

CAS No.	Compound	Result	RL	MDL	Units	Q
83-32-9	Acenaphthene	ND	87	10	ug/kg	
208-96-8	Acenaphthylene	ND	87	11	ug/kg	
120-12-7	Anthracene	26.7	87	17	ug/kg	J
56-55-3	Benzo(a)anthracene	101	87	16	ug/kg	
50-32-8	Benzo(a)pyrene	104	87	16	ug/kg	
205-99-2	Benzo(b)fluoranthene	237	87	24	ug/kg	
191-24-2	Benzo(g,h,i)perylene	52.2	87	20	ug/kg	J
207-08-9	Benzo(k)fluoranthene	71.0	87	9.5	ug/kg	J
101-55-3	4-Bromophenyl phenyl ether	ND	87	14	ug/kg	
85-68-7	Butyl benzyl phthalate	27.8	87	21	ug/kg	J
91-58-7	2-Chloronaphthalene	ND	87	9.3	ug/kg	
106-47-8	4-Chloroaniline	ND	220	26	ug/kg	
86-74-8	Carbazole	23.1	87	18	ug/kg	J
218-01-9	Chrysene	162	87	18	ug/kg	
111-91-1	bis(2-Chloroethoxy)methane	ND	87	10	ug/kg	
111-44-4	bis(2-Chloroethyl)ether	ND	87	8.4	ug/kg	
108-60-1	bis(2-Chloroisopropyl)ether	ND	87	19	ug/kg	
7005-72-3	4-Chlorophenyl phenyl ether	ND	87	11	ug/kg	
95-50-1	1,2-Dichlorobenzene	ND	87	12	ug/kg	
541-73-1	1,3-Dichlorobenzene	ND	87	12	ug/kg	
106-46-7	1,4-Dichlorobenzene	ND	87	8.6	ug/kg	
121-14-2	2,4-Dinitrotoluene	ND	87	20	ug/kg	
606-20-2	2,6-Dinitrotoluene	ND	87	15	ug/kg	
91-94-1	3,3'-Dichlorobenzidine	ND	220	23	ug/kg	
53-70-3	Dibenzo(a,h)anthracene	ND	87	22	ug/kg	
132-64-9	Dibenzofuran	ND	87	11	ug/kg	
84-74-2	Di-n-butyl phthalate	ND	87	16	ug/kg	
117-84-0	Di-n-octyl phthalate	ND	87	31	ug/kg	
84-66-2	Diethyl phthalate	ND	87	47	ug/kg	
131-11-3	Dimethyl phthalate	ND	87	12	ug/kg	
117-81-7	bis(2-Ethylhexyl)phthalate	262	87	21	ug/kg	
206-44-0	Fluoranthene	269	87	16	ug/kg	

ND = Not detected MDL - Method Detection Limit
RL = Reporting Limit
E = Indicates value exceeds calibration range
J = Indicates an estimated value
B = Indicates analyte found in associated method blank
N = Indicates presumptive evidence of a compound

Report of Analysis

Client Sample ID:	SB-36 (0-12")		
Lab Sample ID:	N42697-26	**Date Sampled:**	06/30/03
Matrix:	SO - Soil	**Date Received:**	07/02/03
Method:	SW846 8270C SW846 3550B	**Percent Solids:**	76.8
Project:	AK Allen, 255 East 2nd Street, Mineola, NY		

BN TCL List

CAS No.	Compound	Result	RL	MDL	Units	Q
86-73-7	Fluorene	ND	87	8.9	ug/kg	
118-74-1	Hexachlorobenzene	ND	87	13	ug/kg	
87-68-3	Hexachlorobutadiene	ND	87	13	ug/kg	
77-47-4	Hexachlorocyclopentadiene	ND	870	31	ug/kg	
67-72-1	Hexachloroethane	ND	220	14	ug/kg	
193-39-5	Indeno(1,2,3-cd)pyrene	61.1	87	29	ug/kg	J
78-59-1	Isophorone	ND	87	13	ug/kg	
91-57-6	2-Methylnaphthalene	43.4	87	8.9	ug/kg	J
88-74-4	2-Nitroaniline	ND	220	23	ug/kg	
99-09-2	3-Nitroaniline	ND	220	23	ug/kg	
100-01-6	4-Nitroaniline	ND	220	27	ug/kg	
91-20-3	Naphthalene	26.6	87	8.8	ug/kg	J
98-95-3	Nitrobenzene	ND	87	16	ug/kg	
621-64-7	N-Nitroso-di-n-propylamine	ND	87	17	ug/kg	
86-30-6	N-Nitrosodiphenylamine	ND	220	15	ug/kg	
85-01-8	Phenanthrene	151	87	14	ug/kg	
129-00-0	Pyrene	199	87	15	ug/kg	
120-82-1	1,2,4-Trichlorobenzene	ND	87	15	ug/kg	

CAS No.	Surrogate Recoveries	Run# 1	Run# 2	Limits
4165-60-0	Nitrobenzene-d5	60%	61%	30-122%
321-60-8	2-Fluorobiphenyl	57%	58%	39-112%
1718-51-0	Terphenyl-d14	55%	54%	24-138%

CAS No.	Tentatively Identified Compounds	R.T.	Est. Conc.	Units	Q
	system artifact/aldol-condensation	4.09	39000	ug/kg	J
	unknown C15H24	9.64	470	ug/kg	J
	unknown	18.87	980	ug/kg	J
	unknown	18.97	360	ug/kg	J
	unknown	19.69	540	ug/kg	J
	alkane	20.25	350	ug/kg	J
	alkane	21.83	440	ug/kg	J
	unknown	22.70	450	ug/kg	J
	alkane	23.30	640	ug/kg	J
	unknown	23.35	690	ug/kg	J
	unknown	23.46	360	ug/kg	J
	alkane	24.66	1500	ug/kg	J
	unknown	24.74	3200	ug/kg	J

ND = Not detected MDL - Method Detection Limit
RL = Reporting Limit
E = Indicates value exceeds calibration range
J = Indicates an estimated value
B = Indicates analyte found in associated method blank
N = Indicates presumptive evidence of a compound

Report of Analysis

Client Sample ID:	SB-36 (0-12")		
Lab Sample ID:	N42697-26	**Date Sampled:**	06/30/03
Matrix:	SO - Soil	**Date Received:**	07/02/03
Method:	SW846 8270C SW846 3550B	**Percent Solids:**	76.8
Project:	AK Allen, 255 East 2nd Street, Mineola, NY		

BN TCL List

CAS No.	Tentatively Identified Compounds	R.T.	Est. Conc.	Units	Q
	alkane	25.99	400	ug/kg	J
	unknown	26.05	590	ug/kg	J
	unknown	26.22	330	ug/kg	J
	Total TIC, Semi-Volatile		11300	ug/kg	J

(a) Confirmation run.

ND = Not detected MDL - Method Detection Limit
RL = Reporting Limit
E = Indicates value exceeds calibration range

J = Indicates an estimated value
B = Indicates analyte found in associated method blank
N = Indicates presumptive evidence of a compound

Accutest Laboratories

Report of Analysis

Client Sample ID:	SB-36 (0-12")		
Lab Sample ID:	N42697-26	**Date Sampled:**	06/30/03
Matrix:	SO - Soil	**Date Received:**	07/02/03
Method:	SW846 8082 SW846 3550B	**Percent Solids:**	76.8
Project:	AK Allen, 255 East 2nd Street, Mineola, NY		

	File ID	DF	Analyzed	By	Prep Date	Prep Batch	Analytical Batch
Run #1	OA5162.D	1	07/09/03	SY	07/07/03	OP14300	GOA161
Run #2							

	Initial Weight	Final Volume
Run #1	15.0 g	10.0 ml
Run #2		

PCB List

CAS No.	Compound	Result	RL	MDL	Units	Q
12674-11-2	Aroclor 1016	ND	43	6.2	ug/kg	
11104-28-2	Aroclor 1221	ND	43	13	ug/kg	
11141-16-5	Aroclor 1232	ND	43	9.9	ug/kg	
53469-21-9	Aroclor 1242	ND	43	7.5	ug/kg	
12672-29-6	Aroclor 1248	ND	43	6.6	ug/kg	
11097-69-1	Aroclor 1254	ND	43	4.3	ug/kg	
11096-82-5	Aroclor 1260	ND	43	7.7	ug/kg	

CAS No.	Surrogate Recoveries	Run# 1	Run# 2	Limits
877-09-8	Tetrachloro-m-xylene	82%		26-142%
877-09-8	Tetrachloro-m-xylene	78%		26-142%
2051-24-3	Decachlorobiphenyl	78%		32-153%
2051-24-3	Decachlorobiphenyl	88%		32-153%

ND = Not detected MDL - Method Detection Limit
RL = Reporting Limit
E = Indicates value exceeds calibration range

J = Indicates an estimated value
B = Indicates analyte found in associated method blank
N = Indicates presumptive evidence of a compound

Accutest Laboratories

Report of Analysis

Client Sample ID:	SB-36 (0-12")		
Lab Sample ID:	N42697-26	**Date Sampled:**	06/30/03
Matrix:	SO - Soil	**Date Received:**	07/02/03
		Percent Solids:	76.8
Project:	AK Allen, 255 East 2nd Street, Mineola, NY		

Metals Analysis

Analyte	Result	RL	Units	DF	Prep	Analyzed	By	Method	Prep Method
Arsenic	9.5	1.3	mg/kg	1	07/07/03	07/10/03	KL	SW846 6010B	SW846 3050B
Barium	38.7	26	mg/kg	1	07/07/03	07/10/03	KL	SW846 6010B	SW846 3050B
Cadmium	0.67	0.66	mg/kg	1	07/07/03	07/11/03	ND	SW846 6010B	SW846 3050B
Chromium	32.9	1.3	mg/kg	1	07/07/03	07/10/03	KL	SW846 6010B	SW846 3050B
Lead	172	1.3	mg/kg	1	07/07/03	07/10/03	KL	SW846 6010B	SW846 3050B
Mercury	0.12	0.037	mg/kg	1	07/08/03	07/08/03	WG	SW846 7471A	SW846 7471A
Selenium	<1.3	1.3	mg/kg	1	07/07/03	07/10/03	KL	SW846 6010B	SW846 3050B
Silver	<1.3	1.3	mg/kg	1	07/07/03	07/10/03	KL	SW846 6010B	SW846 3050B

RL = Reporting Limit

Accutest Laboratories

Report of Analysis

Client Sample ID:	FD-1 (S)U		
Lab Sample ID:	N42697-25	**Date Sampled:**	07/01/03
Matrix:	SO - Soil	**Date Received:**	07/02/03
Method:	SW846 8082 SW846 3550B	**Percent Solids:**	83.6
Project:	AK Allen, 255 East 2nd Street, Mineola, NY		

	File ID	DF	Analyzed	By	Prep Date	Prep Batch	Analytical Batch
Run #1	OA5161.D	1	07/09/03	SY	07/07/03	OP14300	GOA161
Run #2							

	Initial Weight	Final Volume
Run #1	30.1 g	10.0 ml
Run #2		

PCB List

CAS No.	Compound	Result	RL	MDL	Units	Q
12674-11-2	Aroclor 1016	ND	20	2.8	ug/kg	
11104-28-2	Aroclor 1221	ND	20	6.0	ug/kg	
11141-16-5	Aroclor 1232	ND	20	4.5	ug/kg	
53469-21-9	Aroclor 1242	ND	20	3.4	ug/kg	
12672-29-6	Aroclor 1248	ND	20	3.0	ug/kg	
11097-69-1	Aroclor 1254	ND	20	1.9	ug/kg	
11096-82-5	Aroclor 1260	ND	20	3.5	ug/kg	

CAS No.	Surrogate Recoveries	Run# 1	Run# 2	Limits
877-09-8	Tetrachloro-m-xylene	84%		26-142%
877-09-8	Tetrachloro-m-xylene	80%		26-142%
2051-24-3	Decachlorobiphenyl	77%		32-153%
2051-24-3	Decachlorobiphenyl	81%		32-153%

ND = Not detected MDL - Method Detection Limit
RL = Reporting Limit
E = Indicates value exceeds calibration range

J = Indicates an estimated value
B = Indicates analyte found in associated method blank
N = Indicates presumptive evidence of a compound

Accutest Laboratories

Report of Analysis

Client Sample ID:	FD-1 (E)U		
Lab Sample ID:	N42697-24	**Date Sampled:**	07/01/03
Matrix:	SO - Soil	**Date Received:**	07/02/03
Method:	SW846 8082 SW846 3550B	**Percent Solids:**	84.9
Project:	AK Allen, 255 East 2nd Street, Mineola, NY		

	File ID	DF	Analyzed	By	Prep Date	Prep Batch	Analytical Batch
Run #1	OA5160.D	1	07/09/03	SY	07/07/03	OP14300	GOA161
Run #2							

	Initial Weight	Final Volume
Run #1	30.0 g	10.0 ml
Run #2		

PCB List

CAS No.	Compound	Result	RL	MDL	Units	Q
12674-11-2	Aroclor 1016	ND	20	2.8	ug/kg	
11104-28-2	Aroclor 1221	ND	20	6.0	ug/kg	
11141-16-5	Aroclor 1232	ND	20	4.5	ug/kg	
53469-21-9	Aroclor 1242	ND	20	3.4	ug/kg	
12672-29-6	Aroclor 1248	ND	20	3.0	ug/kg	
11097-69-1	Aroclor 1254	ND	20	1.9	ug/kg	
11096-82-5	Aroclor 1260	52.2	20	3.5	ug/kg	

CAS No.	Surrogate Recoveries	Run# 1	Run# 2	Limits
877-09-8	Tetrachloro-m-xylene	78%		26-142%
877-09-8	Tetrachloro-m-xylene	76%		26-142%
2051-24-3	Decachlorobiphenyl	68%		32-153%
2051-24-3	Decachlorobiphenyl	70%		32-153%

ND = Not detected MDL - Method Detection Limit
RL = Reporting Limit
E = Indicates value exceeds calibration range
J = Indicates an estimated value
B = Indicates analyte found in associated method blank
N = Indicates presumptive evidence of a compound

Accutest Laboratories

Report of Analysis

Client Sample ID:	SB-4 (24-28")		
Lab Sample ID:	N42697-23	**Date Sampled:**	06/30/03
Matrix:	SO - Soil	**Date Received:**	07/02/03
Method:	SW846 8082 SW846 3550B	**Percent Solids:**	81.9
Project:	AK Allen, 255 East 2nd Street, Mineola, NY		

	File ID	DF	Analyzed	By	Prep Date	Prep Batch	Analytical Batch
Run #1	EF44877.D	1	07/09/03	OYA	07/03/03	OP14257	GEF2308
Run #2	EF44901.D	10	07/10/03	OYA	07/03/03	OP14257	GEF2309

	Initial Weight	Final Volume
Run #1	5.1 g	10.0 ml
Run #2	5.1 g	10.0 ml

PCB List

CAS No.	Compound	Result	RL	MDL	Units	Q
12674-11-2	Aroclor 1016	ND	120	17	ug/kg	
11104-28-2	Aroclor 1221	ND	120	36	ug/kg	
11141-16-5	Aroclor 1232	ND	120	27	ug/kg	
53469-21-9	Aroclor 1242	ND	120	21	ug/kg	
12672-29-6	Aroclor 1248	ND	120	18	ug/kg	
11097-69-1	Aroclor 1254	63300 [a]	1200	120	ug/kg	
11096-82-5	Aroclor 1260	ND	120	21	ug/kg	

CAS No.	Surrogate Recoveries	Run# 1	Run# 2	Limits
877-09-8	Tetrachloro-m-xylene	53%	33%	26-142%
877-09-8	Tetrachloro-m-xylene	46%	103%	26-142%
2051-24-3	Decachlorobiphenyl	38%	88%	32-153%
2051-24-3	Decachlorobiphenyl	38%	105%	32-153%

(a) Result is from Run# 2

ND = Not detected MDL - Method Detection Limit
RL = Reporting Limit
E = Indicates value exceeds calibration range

J = Indicates an estimated value
B = Indicates analyte found in associated method blank
N = Indicates presumptive evidence of a compound

Accutest Laboratories

Report of Analysis

Client Sample ID:	SB-3A (24-28")		
Lab Sample ID:	N42697-22	**Date Sampled:**	06/30/03
Matrix:	SO - Soil	**Date Received:**	07/02/03
Method:	SW846 8082 SW846 3550B	**Percent Solids:**	81.4
Project:	AK Allen, 255 East 2nd Street, Mineola, NY		

	File ID	DF	Analyzed	By	Prep Date	Prep Batch	Analytical Batch
Run #1	EF44876.D	1	07/09/03	OYA	07/03/03	OP14270	GEF2308
Run #2	EF44900.D	10	07/10/03	OYA	07/03/03	OP14270	GEF2309

	Initial Weight	Final Volume
Run #1	29.6 g	10.0 ml
Run #2	29.6 g	10.0 ml

PCB List

CAS No.	Compound	Result	RL	MDL	Units	Q
12674-11-2	Aroclor 1016	ND	21	3.0	ug/kg	
11104-28-2	Aroclor 1221	ND	21	6.3	ug/kg	
11141-16-5	Aroclor 1232	ND	21	4.7	ug/kg	
53469-21-9	Aroclor 1242	ND	21	3.6	ug/kg	
12672-29-6	Aroclor 1248	ND	21	3.1	ug/kg	
11097-69-1	Aroclor 1254	4250 [a]	210	20	ug/kg	
11096-82-5	Aroclor 1260	ND	21	3.7	ug/kg	

CAS No.	Surrogate Recoveries	Run# 1	Run# 2	Limits
877-09-8	Tetrachloro-m-xylene	68%	93%	26-142%
877-09-8	Tetrachloro-m-xylene	70%	101%	26-142%
2051-24-3	Decachlorobiphenyl	64%	95%	32-153%
2051-24-3	Decachlorobiphenyl	80%	122%	32-153%

(a) Result is from Run# 2

ND = Not detected MDL - Method Detection Limit
RL = Reporting Limit
E = Indicates value exceeds calibration range
J = Indicates an estimated value
B = Indicates analyte found in associated method blank
N = Indicates presumptive evidence of a compound

Accutest Laboratories

Report of Analysis

Client Sample ID:	SB-3 (36-40")		
Lab Sample ID:	N42697-21	**Date Sampled:**	06/30/03
Matrix:	SO - Soil	**Date Received:**	07/02/03
Method:	SW846 8082 SW846 3550B	**Percent Solids:**	95.7
Project:	AK Allen, 255 East 2nd Street, Mineola, NY		

	File ID	DF	Analyzed	By	Prep Date	Prep Batch	Analytical Batch
Run #1	EF44875.D	1	07/09/03	OYA	07/03/03	OP14270	GEF2308
Run #2	EF44899.D	20	07/10/03	OYA	07/03/03	OP14270	GEF2309

	Initial Weight	Final Volume
Run #1	29.8 g	10.0 ml
Run #2	29.8 g	10.0 ml

PCB List

CAS No.	Compound	Result	RL	MDL	Units	Q
12674-11-2	Aroclor 1016	ND	18	2.5	ug/kg	
11104-28-2	Aroclor 1221	ND	18	5.3	ug/kg	
11141-16-5	Aroclor 1232	ND	18	4.0	ug/kg	
53469-21-9	Aroclor 1242	ND	18	3.0	ug/kg	
12672-29-6	Aroclor 1248	ND	18	2.7	ug/kg	
11097-69-1	Aroclor 1254	10300 [a]	350	34	ug/kg	
11096-82-5	Aroclor 1260	ND	18	3.1	ug/kg	

CAS No.	Surrogate Recoveries	Run# 1	Run# 2	Limits
877-09-8	Tetrachloro-m-xylene	54%	45%	26-142%
877-09-8	Tetrachloro-m-xylene	56%	101%	26-142%
2051-24-3	Decachlorobiphenyl	41%	88%	32-153%
2051-24-3	Decachlorobiphenyl	49%	110%	32-153%

(a) Result is from Run# 2

ND = Not detected MDL - Method Detection Limit
RL = Reporting Limit
E = Indicates value exceeds calibration range

J = Indicates an estimated value
B = Indicates analyte found in associated method blank
N = Indicates presumptive evidence of a compound

Accutest Laboratories

Report of Analysis

Client Sample ID:	SB-3 (24-28")		
Lab Sample ID:	N42697-20	**Date Sampled:**	06/30/03
Matrix:	SO - Soil	**Date Received:**	07/02/03
Method:	SW846 8082 SW846 3550B	**Percent Solids:**	81.0
Project:	AK Allen, 255 East 2nd Street, Mineola, NY		

	File ID	DF	Analyzed	By	Prep Date	Prep Batch	Analytical Batch
Run #1	EF44874.D	1	07/09/03	OYA	07/03/03	OP14270	GEF2308
Run #2	EF44898.D	20	07/10/03	OYA	07/03/03	OP14270	GEF2309

	Initial Weight	Final Volume
Run #1	5.6 g	10.0 ml
Run #2	5.6 g	10.0 ml

PCB List

CAS No.	Compound	Result	RL	MDL	Units	Q
12674-11-2	Aroclor 1016	ND	110	16	ug/kg	
11104-28-2	Aroclor 1221	ND	110	34	ug/kg	
11141-16-5	Aroclor 1232	ND	110	25	ug/kg	
53469-21-9	Aroclor 1242	ND	110	19	ug/kg	
12672-29-6	Aroclor 1248	ND	110	17	ug/kg	
11097-69-1	Aroclor 1254	91700 [a]	2200	220	ug/kg	
11096-82-5	Aroclor 1260	ND	110	20	ug/kg	

CAS No.	Surrogate Recoveries	Run# 1	Run# 2	Limits
877-09-8	Tetrachloro-m-xylene	60%	31%	26-142%
877-09-8	Tetrachloro-m-xylene	84%	49%	26-142%
2051-24-3	Decachlorobiphenyl	37%	83%	32-153%
2051-24-3	Decachlorobiphenyl	48%	109%	32-153%

(a) Result is from Run# 2

ND = Not detected MDL - Method Detection Limit
RL = Reporting Limit
E = Indicates value exceeds calibration range
J = Indicates an estimated value
B = Indicates analyte found in associated method blank
N = Indicates presumptive evidence of a compound

Accutest Laboratories

Report of Analysis

Client Sample ID:	SB-2 (24-28")		
Lab Sample ID:	N42697-19	**Date Sampled:**	06/30/03
Matrix:	SO - Soil	**Date Received:**	07/02/03
Method:	SW846 8082 SW846 3550B	**Percent Solids:**	75.8
Project:	AK Allen, 255 East 2nd Street, Mineola, NY		

	File ID	DF	Analyzed	By	Prep Date	Prep Batch	Analytical Batch
Run #1	EF44873.D	1	07/09/03	OYA	07/03/03	OP14270	GEF2308
Run #2	EF44897.D	10	07/10/03	OYA	07/03/03	OP14270	GEF2309

	Initial Weight	Final Volume
Run #1	5.1 g	10.0 ml
Run #2	5.1 g	10.0 ml

PCB List

CAS No.	Compound	Result	RL	MDL	Units	Q
12674-11-2	Aroclor 1016	ND	130	19	ug/kg	
11104-28-2	Aroclor 1221	ND	130	39	ug/kg	
11141-16-5	Aroclor 1232	ND	130	29	ug/kg	
53469-21-9	Aroclor 1242	ND	130	22	ug/kg	
12672-29-6	Aroclor 1248	ND	130	20	ug/kg	
11097-69-1	Aroclor 1254	41500 [a]	1300	130	ug/kg	
11096-82-5	Aroclor 1260	ND	130	23	ug/kg	

CAS No.	Surrogate Recoveries	Run# 1	Run# 2	Limits
877-09-8	Tetrachloro-m-xylene	54%	52%	26-142%
877-09-8	Tetrachloro-m-xylene	24% [b]	37%	26-142%
2051-24-3	Decachlorobiphenyl	52%	89%	32-153%
2051-24-3	Decachlorobiphenyl	67%	106%	32-153%

(a) Result is from Run# 2
(b) Outside control limits due to matrix interference.

ND = Not detected MDL - Method Detection Limit
RL = Reporting Limit
E = Indicates value exceeds calibration range
J = Indicates an estimated value
B = Indicates analyte found in associated method blank
N = Indicates presumptive evidence of a compound

Accutest Laboratories

Report of Analysis

Client Sample ID:	SB-7 (18")		
Lab Sample ID:	N42697-18	**Date Sampled:**	07/01/03
Matrix:	SO - Soil	**Date Received:**	07/02/03
Method:	SW846 8082 SW846 3550B	**Percent Solids:**	94.0
Project:	AK Allen, 255 East 2nd Street, Mineola, NY		

	File ID	DF	Analyzed	By	Prep Date	Prep Batch	Analytical Batch
Run #1	EF44872.D	1	07/09/03	OYA	07/03/03	OP14270	GEF2308
Run #2	EF44896.D	10	07/10/03	OYA	07/03/03	OP14270	GEF2309

	Initial Weight	Final Volume
Run #1	29.9 g	10.0 ml
Run #2	29.9 g	10.0 ml

PCB List

CAS No.	Compound	Result	RL	MDL	Units	Q
12674-11-2	Aroclor 1016	ND	18	2.6	ug/kg	
11104-28-2	Aroclor 1221	ND	18	5.4	ug/kg	
11141-16-5	Aroclor 1232	ND	18	4.1	ug/kg	
53469-21-9	Aroclor 1242	ND	18	3.1	ug/kg	
12672-29-6	Aroclor 1248	ND	18	2.7	ug/kg	
11097-69-1	Aroclor 1254	9900 [a]	180	17	ug/kg	
11096-82-5	Aroclor 1260	ND	18	3.1	ug/kg	

CAS No.	Surrogate Recoveries	Run# 1	Run# 2	Limits
877-09-8	Tetrachloro-m-xylene	60%	38%	26-142%
877-09-8	Tetrachloro-m-xylene	53%	68%	26-142%
2051-24-3	Decachlorobiphenyl	43%	93%	32-153%
2051-24-3	Decachlorobiphenyl	52%	109%	32-153%

(a) Result is from Run# 2

ND = Not detected MDL - Method Detection Limit
RL = Reporting Limit
E = Indicates value exceeds calibration range
J = Indicates an estimated value
B = Indicates analyte found in associated method blank
N = Indicates presumptive evidence of a compound

Accutest Laboratories

Report of Analysis

Client Sample ID:	SB-7 (12")		
Lab Sample ID:	N42697-17	**Date Sampled:**	07/01/03
Matrix:	SO - Soil	**Date Received:**	07/02/03
Method:	SW846 8082 SW846 3550B	**Percent Solids:**	96.0
Project:	AK Allen, 255 East 2nd Street, Mineola, NY		

	File ID	DF	Analyzed	By	Prep Date	Prep Batch	Analytical Batch
Run #1	EF44939.D	10	07/12/03	OYA	07/03/03	OP14270	GEF2310
Run #2							

	Initial Weight	Final Volume
Run #1	30.0 g	10.0 ml
Run #2		

PCB List

CAS No.	Compound	Result	RL	MDL	Units	Q
12674-11-2	Aroclor 1016	ND	170	25	ug/kg	
11104-28-2	Aroclor 1221	ND	170	53	ug/kg	
11141-16-5	Aroclor 1232	ND	170	40	ug/kg	
53469-21-9	Aroclor 1242	ND	170	30	ug/kg	
12672-29-6	Aroclor 1248	ND	170	26	ug/kg	
11097-69-1	Aroclor 1254	5580	170	17	ug/kg	
11096-82-5	Aroclor 1260	ND	170	31	ug/kg	

CAS No.	Surrogate Recoveries	Run# 1	Run# 2	Limits
877-09-8	Tetrachloro-m-xylene	106%		26-142%
877-09-8	Tetrachloro-m-xylene	80%		26-142%
2051-24-3	Decachlorobiphenyl	75%		32-153%
2051-24-3	Decachlorobiphenyl	90%		32-153%

ND = Not detected MDL - Method Detection Limit
RL = Reporting Limit
E = Indicates value exceeds calibration range

J = Indicates an estimated value
B = Indicates analyte found in associated method blank
N = Indicates presumptive evidence of a compound

Accutest Laboratories

Report of Analysis

Client Sample ID:	SB-7 (6")		
Lab Sample ID:	N42697-16	**Date Sampled:**	07/01/03
Matrix:	SO - Soil	**Date Received:**	07/02/03
Method:	SW846 8082 SW846 3550B	**Percent Solids:**	96.3
Project:	AK Allen, 255 East 2nd Street, Mineola, NY		

	File ID	DF	Analyzed	By	Prep Date	Prep Batch	Analytical Batch
Run #1	EF44938.D	5	07/12/03	OYA	07/03/03	OP14270	GEF2310
Run #2							

	Initial Weight	Final Volume
Run #1	30.4 g	10.0 ml
Run #2		

PCB List

CAS No.	Compound	Result	RL	MDL	Units	Q
12674-11-2	Aroclor 1016	ND	85	12	ug/kg	
11104-28-2	Aroclor 1221	ND	85	26	ug/kg	
11141-16-5	Aroclor 1232	ND	85	19	ug/kg	
53469-21-9	Aroclor 1242	ND	85	15	ug/kg	
12672-29-6	Aroclor 1248	ND	85	13	ug/kg	
11097-69-1	Aroclor 1254	2520	85	8.4	ug/kg	
11096-82-5	Aroclor 1260	ND	85	15	ug/kg	

CAS No.	Surrogate Recoveries	Run# 1	Run# 2	Limits
877-09-8	Tetrachloro-m-xylene	83%		26-142%
877-09-8	Tetrachloro-m-xylene	72%		26-142%
2051-24-3	Decachlorobiphenyl	80%		32-153%
2051-24-3	Decachlorobiphenyl	87%		32-153%

ND = Not detected MDL - Method Detection Limit
RL = Reporting Limit
E = Indicates value exceeds calibration range
J = Indicates an estimated value
B = Indicates analyte found in associated method blank
N = Indicates presumptive evidence of a compound

Accutest Laboratories

Report of Analysis

Client Sample ID:	SB-6 (18")		
Lab Sample ID:	N42697-15	**Date Sampled:**	07/01/03
Matrix:	SO - Soil	**Date Received:**	07/02/03
Method:	SW846 8082 SW846 3550B	**Percent Solids:**	96.7
Project:	AK Allen, 255 East 2nd Street, Mineola, NY		

	File ID	DF	Analyzed	By	Prep Date	Prep Batch	Analytical Batch
Run #1	EF44940.D	2	07/12/03	OYA	07/03/03	OP14270	GEF2310
Run #2							

	Initial Weight	Final Volume
Run #1	30.1 g	10.0 ml
Run #2		

PCB List

CAS No.	Compound	Result	RL	MDL	Units	Q
12674-11-2	Aroclor 1016	ND	34	4.9	ug/kg	
11104-28-2	Aroclor 1221	ND	34	10	ug/kg	
11141-16-5	Aroclor 1232	ND	34	7.8	ug/kg	
53469-21-9	Aroclor 1242	ND	34	5.9	ug/kg	
12672-29-6	Aroclor 1248	ND	34	5.2	ug/kg	
11097-69-1	Aroclor 1254	1010	34	3.4	ug/kg	
11096-82-5	Aroclor 1260	ND	34	6.1	ug/kg	

CAS No.	Surrogate Recoveries	Run# 1	Run# 2	Limits
877-09-8	Tetrachloro-m-xylene	81%		26-142%
877-09-8	Tetrachloro-m-xylene	86%		26-142%
2051-24-3	Decachlorobiphenyl	82%		32-153%
2051-24-3	Decachlorobiphenyl	92%		32-153%

ND = Not detected MDL - Method Detection Limit
RL = Reporting Limit
E = Indicates value exceeds calibration range

J = Indicates an estimated value
B = Indicates analyte found in associated method blank
N = Indicates presumptive evidence of a compound

Accutest Laboratories

Report of Analysis

Client Sample ID:	SB-6 (12")		
Lab Sample ID:	N42697-14	**Date Sampled:**	07/01/03
Matrix:	SO - Soil	**Date Received:**	07/02/03
Method:	SW846 8082 SW846 3550B	**Percent Solids:**	96.6
Project:	AK Allen, 255 East 2nd Street, Mineola, NY		

	File ID	DF	Analyzed	By	Prep Date	Prep Batch	Analytical Batch
Run #1	AB40675.D	5	07/11/03	OYA	07/03/03	OP14270	GAB2045
Run #2							

	Initial Weight	Final Volume
Run #1	30.0 g	10.0 ml
Run #2		

PCB List

CAS No.	Compound	Result	RL	MDL	Units	Q
12674-11-2	Aroclor 1016	ND	86	12	ug/kg	
11104-28-2	Aroclor 1221	ND	86	26	ug/kg	
11141-16-5	Aroclor 1232	ND	86	20	ug/kg	
53469-21-9	Aroclor 1242	ND	86	15	ug/kg	
12672-29-6	Aroclor 1248	ND	86	13	ug/kg	
11097-69-1	Aroclor 1254	4060	86	8.5	ug/kg	
11096-82-5	Aroclor 1260	ND	86	15	ug/kg	

CAS No.	Surrogate Recoveries	Run# 1	Run# 2	Limits
877-09-8	Tetrachloro-m-xylene	71%		26-142%
877-09-8	Tetrachloro-m-xylene	84%		26-142%
2051-24-3	Decachlorobiphenyl	92%		32-153%
2051-24-3	Decachlorobiphenyl	111%		32-153%

ND = Not detected MDL - Method Detection Limit
RL = Reporting Limit
E = Indicates value exceeds calibration range

J = Indicates an estimated value
B = Indicates analyte found in associated method blank
N = Indicates presumptive evidence of a compound

Accutest Laboratories

Report of Analysis

Client Sample ID:	SB-6 (6")		
Lab Sample ID:	N42697-13	**Date Sampled:**	07/01/03
Matrix:	SO - Soil	**Date Received:**	07/02/03
Method:	SW846 8082 SW846 3550B	**Percent Solids:**	95.2
Project:	AK Allen, 255 East 2nd Street, Mineola, NY		

	File ID	DF	Analyzed	By	Prep Date	Prep Batch	Analytical Batch
Run #1	AB40674.D	20	07/11/03	OYA	07/03/03	OP14270	GAB2045
Run #2							

	Initial Weight	Final Volume
Run #1	30.4 g	10.0 ml
Run #2		

PCB List

CAS No.	Compound	Result	RL	MDL	Units	Q
12674-11-2	Aroclor 1016	ND	350	50	ug/kg	
11104-28-2	Aroclor 1221	ND	350	110	ug/kg	
11141-16-5	Aroclor 1232	ND	350	79	ug/kg	
53469-21-9	Aroclor 1242	ND	350	60	ug/kg	
12672-29-6	Aroclor 1248	ND	350	52	ug/kg	
11097-69-1	Aroclor 1254	16100	350	34	ug/kg	
11096-82-5	Aroclor 1260	ND	350	61	ug/kg	

CAS No.	Surrogate Recoveries	Run# 1	Run# 2	Limits
877-09-8	Tetrachloro-m-xylene	72%		26-142%
877-09-8	Tetrachloro-m-xylene	86%		26-142%
2051-24-3	Decachlorobiphenyl	96%		32-153%
2051-24-3	Decachlorobiphenyl	93%		32-153%

ND = Not detected MDL - Method Detection Limit
RL = Reporting Limit
E = Indicates value exceeds calibration range

J = Indicates an estimated value
B = Indicates analyte found in associated method blank
N = Indicates presumptive evidence of a compound

Accutest Laboratories

Report of Analysis

Client Sample ID:	EP-42 (U)		
Lab Sample ID:	N42697-12	**Date Sampled:**	07/01/03
Matrix:	SO - Soil	**Date Received:**	07/02/03
Method:	SW846 8082 SW846 3550B	**Percent Solids:**	94.6
Project:	AK Allen, 255 East 2nd Street, Mineola, NY		

	File ID	DF	Analyzed	By	Prep Date	Prep Batch	Analytical Batch
Run #1	AB40673.D	25	07/11/03	OYA	07/03/03	OP14270	GAB2045
Run #2							

	Initial Weight	Final Volume
Run #1	30.0 g	10.0 ml
Run #2		

PCB List

CAS No.	Compound	Result	RL	MDL	Units	Q
12674-11-2	Aroclor 1016	ND	440	63	ug/kg	
11104-28-2	Aroclor 1221	ND	440	130	ug/kg	
11141-16-5	Aroclor 1232	ND	440	100	ug/kg	
53469-21-9	Aroclor 1242	ND	440	76	ug/kg	
12672-29-6	Aroclor 1248	ND	440	67	ug/kg	
11097-69-1	Aroclor 1254	20600	440	43	ug/kg	
11096-82-5	Aroclor 1260	ND	440	78	ug/kg	

CAS No.	Surrogate Recoveries	Run# 1	Run# 2	Limits
877-09-8	Tetrachloro-m-xylene	74%		26-142%
877-09-8	Tetrachloro-m-xylene	99%		26-142%
2051-24-3	Decachlorobiphenyl	97%		32-153%
2051-24-3	Decachlorobiphenyl	116%		32-153%

ND = Not detected MDL - Method Detection Limit
RL = Reporting Limit
E = Indicates value exceeds calibration range
J = Indicates an estimated value
B = Indicates analyte found in associated method blank
N = Indicates presumptive evidence of a compound

Accutest Laboratories

Report of Analysis

Client Sample ID:	EP-42		
Lab Sample ID:	N42697-11	**Date Sampled:**	07/01/03
Matrix:	SO - Soil	**Date Received:**	07/02/03
Method:	SW846 8260B	**Percent Solids:**	94.4
Project:	AK Allen, 255 East 2nd Street, Mineola, NY		

	File ID	DF	Analyzed	By	Prep Date	Prep Batch	Analytical Batch
Run #1	G60883.D	1	07/03/03	SJM	n/a	n/a	VG3302
Run #2							

	Initial Weight
Run #1	4.4 g
Run #2	

VOA TCL List

CAS No.	Compound	Result	RL	MDL	Units	Q
67-64-1	Acetone	ND	12	8.4	ug/kg	
71-43-2	Benzene	ND	1.2	0.25	ug/kg	
75-27-4	Bromodichloromethane	ND	6.0	0.39	ug/kg	
75-25-2	Bromoform	ND	6.0	0.73	ug/kg	
74-83-9	Bromomethane	ND	6.0	0.95	ug/kg	
78-93-3	2-Butanone (MEK)	ND	12	4.4	ug/kg	
75-15-0	Carbon disulfide	ND	6.0	2.0	ug/kg	
56-23-5	Carbon tetrachloride	ND	6.0	1.3	ug/kg	
108-90-7	Chlorobenzene	ND	6.0	1.2	ug/kg	
75-00-3	Chloroethane	ND	6.0	1.6	ug/kg	
67-66-3	Chloroform	ND	6.0	0.50	ug/kg	
74-87-3	Chloromethane	ND	6.0	0.76	ug/kg	
124-48-1	Dibromochloromethane	ND	6.0	0.32	ug/kg	
75-34-3	1,1-Dichloroethane	ND	6.0	0.39	ug/kg	
107-06-2	1,2-Dichloroethane	ND	6.0	0.68	ug/kg	
75-35-4	1,1-Dichloroethene	ND	6.0	0.48	ug/kg	
156-59-2	cis-1,2-Dichloroethene	ND	6.0	0.41	ug/kg	
156-60-5	trans-1,2-Dichloroethene	ND	6.0	0.40	ug/kg	
78-87-5	1,2-Dichloropropane	ND	6.0	0.93	ug/kg	
10061-01-5	cis-1,3-Dichloropropene	ND	6.0	0.34	ug/kg	
10061-02-6	trans-1,3-Dichloropropene	ND	6.0	0.25	ug/kg	
100-41-4	Ethylbenzene	ND	1.2	0.16	ug/kg	
591-78-6	2-Hexanone	ND	6.0	0.82	ug/kg	
108-10-1	4-Methyl-2-pentanone(MIBK)	ND	6.0	1.4	ug/kg	
75-09-2	Methylene chloride	ND	6.0	0.60	ug/kg	
100-42-5	Styrene	ND	6.0	1.2	ug/kg	
79-34-5	1,1,2,2-Tetrachloroethane	ND	6.0	0.51	ug/kg	
127-18-4	Tetrachloroethene	ND	6.0	0.27	ug/kg	
108-88-3	Toluene	ND	1.2	0.82	ug/kg	
71-55-6	1,1,1-Trichloroethane	ND	6.0	0.36	ug/kg	
79-00-5	1,1,2-Trichloroethane	ND	6.0	0.47	ug/kg	
79-01-6	Trichloroethene	ND	6.0	0.26	ug/kg	

ND = Not detected MDL - Method Detection Limit
RL = Reporting Limit
E = Indicates value exceeds calibration range

J = Indicates an estimated value
B = Indicates analyte found in associated method blank
N = Indicates presumptive evidence of a compound

Report of Analysis

Client Sample ID:	EP-42		
Lab Sample ID:	N42697-11	**Date Sampled:**	07/01/03
Matrix:	SO - Soil	**Date Received:**	07/02/03
Method:	SW846 8260B	**Percent Solids:**	94.4
Project:	AK Allen, 255 East 2nd Street, Mineola, NY		

VOA TCL List

CAS No.	Compound	Result	RL	MDL	Units	Q
95-63-6	**1,2,4-Trimethylbenzene**	ND	6.0	0.33	ug/kg	
108-67-8	**1,3,5-Trimethylbenzene**	ND	6.0	0.34	ug/kg	
75-01-4	Vinyl chloride	ND	6.0	0.49	ug/kg	
1330-20-7	Xylene (total)	ND	2.4	0.54	ug/kg	

CAS No.	Surrogate Recoveries	Run# 1	Run# 2	Limits
1868-53-7	Dibromofluoromethane	81%		71-117%
17060-07-0	1,2-Dichloroethane-D4	67%		62-124%
2037-26-5	Toluene-D8	87%		78-115%
460-00-4	4-Bromofluorobenzene	98%		73-127%

CAS No.	Tentatively Identified Compounds	R.T.	Est. Conc.	Units	Q
124-38-9	Carbon dioxide	2.73	110	ug/kg	JNB
	Total TIC, Volatile		0	ug/kg	

ND = Not detected MDL - Method Detection Limit
RL = Reporting Limit
E = Indicates value exceeds calibration range

J = Indicates an estimated value
B = Indicates analyte found in associated method blank
N = Indicates presumptive evidence of a compound

Accutest Laboratories

Report of Analysis

Client Sample ID:	EP-42		
Lab Sample ID:	N42697-11	**Date Sampled:**	07/01/03
Matrix:	SO - Soil	**Date Received:**	07/02/03
Method:	SW846 8270C SW846 3550B	**Percent Solids:**	94.4
Project:	AK Allen, 255 East 2nd Street, Mineola, NY		

	File ID	DF	Analyzed	By	Prep Date	Prep Batch	Analytical Batch
Run #1	F37571.D	1	07/08/03	ENZ	07/03/03	OP14269	EF2134
Run #2							

	Initial Weight	Final Volume
Run #1	30.3 g	1.0 ml
Run #2		

BN TCL List

CAS No.	Compound	Result	RL	MDL	Units	Q
83-32-9	Acenaphthene	ND	70	8.1	ug/kg	
208-96-8	Acenaphthylene	ND	70	8.5	ug/kg	
120-12-7	Anthracene	ND	70	13	ug/kg	
56-55-3	Benzo(a)anthracene	ND	70	13	ug/kg	
50-32-8	Benzo(a)pyrene	ND	70	13	ug/kg	
205-99-2	Benzo(b)fluoranthene	ND	70	19	ug/kg	
191-24-2	Benzo(g,h,i)perylene	ND	70	16	ug/kg	
207-08-9	Benzo(k)fluoranthene	ND	70	7.7	ug/kg	
101-55-3	4-Bromophenyl phenyl ether	ND	70	11	ug/kg	
85-68-7	Butyl benzyl phthalate	ND	70	17	ug/kg	
91-58-7	2-Chloronaphthalene	ND	70	7.5	ug/kg	
106-47-8	4-Chloroaniline	ND	170	21	ug/kg	
86-74-8	Carbazole	ND	70	14	ug/kg	
218-01-9	Chrysene	ND	70	15	ug/kg	
111-91-1	bis(2-Chloroethoxy)methane	ND	70	8.1	ug/kg	
111-44-4	bis(2-Chloroethyl)ether	ND	70	6.7	ug/kg	
108-60-1	bis(2-Chloroisopropyl)ether	ND	70	16	ug/kg	
7005-72-3	4-Chlorophenyl phenyl ether	ND	70	8.8	ug/kg	
95-50-1	1,2-Dichlorobenzene	ND	70	9.9	ug/kg	
541-73-1	1,3-Dichlorobenzene	ND	70	10	ug/kg	
106-46-7	1,4-Dichlorobenzene	ND	70	6.9	ug/kg	
121-14-2	2,4-Dinitrotoluene	ND	70	16	ug/kg	
606-20-2	2,6-Dinitrotoluene	ND	70	12	ug/kg	
91-94-1	3,3'-Dichlorobenzidine	ND	170	18	ug/kg	
53-70-3	Dibenzo(a,h)anthracene	ND	70	18	ug/kg	
132-64-9	Dibenzofuran	ND	70	8.6	ug/kg	
84-74-2	Di-n-butyl phthalate	ND	70	13	ug/kg	
117-84-0	Di-n-octyl phthalate	ND	70	25	ug/kg	
84-66-2	Diethyl phthalate	ND	70	38	ug/kg	
131-11-3	Dimethyl phthalate	ND	70	9.5	ug/kg	
117-81-7	bis(2-Ethylhexyl)phthalate	ND	70	17	ug/kg	
206-44-0	Fluoranthene	ND	70	13	ug/kg	

ND = Not detected MDL - Method Detection Limit
RL = Reporting Limit
E = Indicates value exceeds calibration range

J = Indicates an estimated value
B = Indicates analyte found in associated method blank
N = Indicates presumptive evidence of a compound

Report of Analysis

Client Sample ID:	EP-42		
Lab Sample ID:	N42697-11	**Date Sampled:**	07/01/03
Matrix:	SO - Soil	**Date Received:**	07/02/03
Method:	SW846 8270C SW846 3550B	**Percent Solids:**	94.4
Project:	AK Allen, 255 East 2nd Street, Mineola, NY		

BN TCL List

CAS No.	Compound	Result	RL	MDL	Units	Q
86-73-7	Fluorene	ND	70	7.1	ug/kg	
118-74-1	Hexachlorobenzene	ND	70	11	ug/kg	
87-68-3	Hexachlorobutadiene	ND	70	10	ug/kg	
77-47-4	Hexachlorocyclopentadiene	ND	700	25	ug/kg	
67-72-1	Hexachloroethane	ND	170	11	ug/kg	
193-39-5	Indeno(1,2,3-cd)pyrene	ND	70	24	ug/kg	
78-59-1	Isophorone	ND	70	10	ug/kg	
91-57-6	2-Methylnaphthalene	ND	70	7.2	ug/kg	
88-74-4	2-Nitroaniline	ND	170	18	ug/kg	
99-09-2	3-Nitroaniline	ND	170	19	ug/kg	
100-01-6	4-Nitroaniline	ND	170	22	ug/kg	
91-20-3	Naphthalene	ND	70	7.1	ug/kg	
98-95-3	Nitrobenzene	ND	70	13	ug/kg	
621-64-7	N-Nitroso-di-n-propylamine	ND	70	14	ug/kg	
86-30-6	N-Nitrosodiphenylamine	ND	170	12	ug/kg	
85-01-8	Phenanthrene	ND	70	11	ug/kg	
129-00-0	Pyrene	ND	70	12	ug/kg	
120-82-1	1,2,4-Trichlorobenzene	ND	70	12	ug/kg	

CAS No.	Surrogate Recoveries	Run# 1	Run# 2	Limits
4165-60-0	Nitrobenzene-d5	64%		30-122%
321-60-8	2-Fluorobiphenyl	67%		39-112%
1718-51-0	Terphenyl-d14	80%		24-138%

CAS No.	Tentatively Identified Compounds	R.T.	Est. Conc.	Units	Q
	system artifact/aldol-condensation	4.26	200	ug/kg	J
	system artifact/aldol-condensation	5.01	27000	ug/kg	J
	1,1'-Biphenyl,tetrachloro(PCB)	16.35	260	ug/kg	J
	1,1'-Biphenyl,pentachloro(PCB)	17.59	580	ug/kg	J
	1,1'-Biphenyl,pentachloro(PCB)	18.02	760	ug/kg	J
	1,1'-Biphenyl,pentachloro(PCB)	18.12	230	ug/kg	J
	1,1'-Biphenyl,pentachloro(PCB)	18.42	160	ug/kg	J
	1,1'-Biphenyl,pentachloro(PCB)	18.52	240	ug/kg	J
	1,1'-Biphenyl,pentachloro(PCB)	18.72	690	ug/kg	J
	1,1'-Biphenyl,hexachloro-(PCB)	19.15	180	ug/kg	J
	1,1'-Biphenyl,pentachloro(PCB)	19.19	200	ug/kg	J
	1,1'-Biphenyl,hexachloro-(PCB)	19.59	280	ug/kg	J
	1,1'-Biphenyl,hexachloro-(PCB)	19.66	190	ug/kg	J

ND = Not detected MDL - Method Detection Limit
RL = Reporting Limit
E = Indicates value exceeds calibration range
J = Indicates an estimated value
B = Indicates analyte found in associated method blank
N = Indicates presumptive evidence of a compound

Report of Analysis

Client Sample ID:	EP-42		
Lab Sample ID:	N42697-11	**Date Sampled:**	07/01/03
Matrix:	SO - Soil	**Date Received:**	07/02/03
Method:	SW846 8270C SW846 3550B	**Percent Solids:**	94.4
Project:	AK Allen, 255 East 2nd Street, Mineola, NY		

BN TCL List

CAS No.	Tentatively Identified Compounds	R.T.	Est. Conc.	Units	Q
	1,1'-Biphenyl,hexachloro-(PCB)	20.11	440	ug/kg	J
	unknown	21.13	220	ug/kg	J
	unknown	26.98	480	ug/kg	J
	Total TIC, Semi-Volatile		4910	ug/kg	J

ND = Not detected MDL - Method Detection Limit
RL = Reporting Limit
E = Indicates value exceeds calibration range

J = Indicates an estimated value
B = Indicates analyte found in associated method blank
N = Indicates presumptive evidence of a compound

Accutest Laboratories

Report of Analysis

Client Sample ID:	EP-42		
Lab Sample ID:	N42697-11	**Date Sampled:**	07/01/03
Matrix:	SO - Soil	**Date Received:**	07/02/03
Method:	SW846 8082 SW846 3550B	**Percent Solids:**	94.4
Project:	AK Allen, 255 East 2nd Street, Mineola, NY		

	File ID	DF	Analyzed	By	Prep Date	Prep Batch	Analytical Batch
Run #1	AB40672.D	20	07/11/03	OYA	07/03/03	OP14270	GAB2045
Run #2							

	Initial Weight	Final Volume
Run #1	30.0 g	10.0 ml
Run #2		

PCB List

CAS No.	Compound	Result	RL	MDL	Units	Q
12674-11-2	Aroclor 1016	ND	350	51	ug/kg	
11104-28-2	Aroclor 1221	ND	350	110	ug/kg	
11141-16-5	Aroclor 1232	ND	350	81	ug/kg	
53469-21-9	Aroclor 1242	ND	350	61	ug/kg	
12672-29-6	Aroclor 1248	ND	350	53	ug/kg	
11097-69-1	Aroclor 1254	17000	350	35	ug/kg	
11096-82-5	Aroclor 1260	ND	350	63	ug/kg	

CAS No.	Surrogate Recoveries	Run# 1	Run# 2	Limits
877-09-8	Tetrachloro-m-xylene	72%		26-142%
877-09-8	Tetrachloro-m-xylene	95%		26-142%
2051-24-3	Decachlorobiphenyl	93%		32-153%
2051-24-3	Decachlorobiphenyl	110%		32-153%

ND = Not detected MDL - Method Detection Limit
RL = Reporting Limit
E = Indicates value exceeds calibration range

J = Indicates an estimated value
B = Indicates analyte found in associated method blank
N = Indicates presumptive evidence of a compound

Accutest Laboratories

Report of Analysis

Client Sample ID:	EP-42		
Lab Sample ID:	N42697-11	**Date Sampled:**	07/01/03
Matrix:	SO - Soil	**Date Received:**	07/02/03
		Percent Solids:	94.4
Project:	AK Allen, 255 East 2nd Street, Mineola, NY		

Metals Analysis

Analyte	Result	RL	Units	DF	Prep	Analyzed	By	Method	Prep Method
Arsenic	1.3	1.1	mg/kg	1	07/07/03	07/10/03	KL	SW846 6010B	SW846 3050B
Barium	<21	21	mg/kg	1	07/07/03	07/10/03	KL	SW846 6010B	SW846 3050B
Cadmium	<0.54	0.54	mg/kg	1	07/07/03	07/10/03	KL	SW846 6010B	SW846 3050B
Chromium	4.4	1.1	mg/kg	1	07/07/03	07/10/03	KL	SW846 6010B	SW846 3050B
Lead	4.5	1.1	mg/kg	1	07/07/03	07/10/03	KL	SW846 6010B	SW846 3050B
Mercury	<0.035	0.035	mg/kg	1	07/08/03	07/08/03	WG	SW846 7471A	SW846 7471A
Selenium	<1.1	1.1	mg/kg	1	07/07/03	07/10/03	KL	SW846 6010B	SW846 3050B
Silver	<1.1	1.1	mg/kg	1	07/07/03	07/10/03	KL	SW846 6010B	SW846 3050B

RL = Reporting Limit

Accutest Laboratories

Report of Analysis

Client Sample ID:	EP-41 (L)		
Lab Sample ID:	N42697-10	**Date Sampled:**	07/01/03
Matrix:	SO - Soil	**Date Received:**	07/02/03
Method:	SW846 8082 SW846 3550B	**Percent Solids:**	94.8
Project:	AK Allen, 255 East 2nd Street, Mineola, NY		

	File ID	DF	Analyzed	By	Prep Date	Prep Batch	Analytical Batch
Run #1	AB40671.D	20	07/11/03	OYA	07/03/03	OP14270	GAB2045
Run #2							

	Initial Weight	Final Volume
Run #1	30.6 g	10.0 ml
Run #2		

PCB List

CAS No.	Compound	Result	RL	MDL	Units	Q
12674-11-2	Aroclor 1016	ND	340	49	ug/kg	
11104-28-2	Aroclor 1221	ND	340	100	ug/kg	
11141-16-5	Aroclor 1232	ND	340	79	ug/kg	
53469-21-9	Aroclor 1242	ND	340	59	ug/kg	
12672-29-6	Aroclor 1248	ND	340	52	ug/kg	
11097-69-1	Aroclor 1254	18100	340	34	ug/kg	
11096-82-5	Aroclor 1260	ND	340	61	ug/kg	

CAS No.	Surrogate Recoveries	Run# 1	Run# 2	Limits
877-09-8	Tetrachloro-m-xylene	69%		26-142%
877-09-8	Tetrachloro-m-xylene	108%		26-142%
2051-24-3	Decachlorobiphenyl	97%		32-153%
2051-24-3	Decachlorobiphenyl	99%		32-153%

ND = Not detected MDL - Method Detection Limit
RL = Reporting Limit
E = Indicates value exceeds calibration range
J = Indicates an estimated value
B = Indicates analyte found in associated method blank
N = Indicates presumptive evidence of a compound

Accutest Laboratories

Report of Analysis

Client Sample ID:	EP-41 (U)		
Lab Sample ID:	N42697-9	**Date Sampled:**	07/01/03
Matrix:	SO - Soil	**Date Received:**	07/02/03
Method:	SW846 8082 SW846 3550B	**Percent Solids:**	97.0
Project:	AK Allen, 255 East 2nd Street, Mineola, NY		

	File ID	DF	Analyzed	By	Prep Date	Prep Batch	Analytical Batch
Run #1	AB40670.D	20	07/11/03	OYA	07/03/03	OP14270	GAB2045
Run #2							

	Initial Weight	Final Volume
Run #1	30.0 g	10.0 ml
Run #2		

PCB List

CAS No.	Compound	Result	RL	MDL	Units	Q
12674-11-2	Aroclor 1016	ND	340	49	ug/kg	
11104-28-2	Aroclor 1221	ND	340	100	ug/kg	
11141-16-5	Aroclor 1232	ND	340	78	ug/kg	
53469-21-9	Aroclor 1242	ND	340	59	ug/kg	
12672-29-6	Aroclor 1248	ND	340	52	ug/kg	
11097-69-1	Aroclor 1254	17200	340	34	ug/kg	
11096-82-5	Aroclor 1260	ND	340	61	ug/kg	

CAS No.	Surrogate Recoveries	Run# 1	Run# 2	Limits
877-09-8	Tetrachloro-m-xylene	73%		26-142%
877-09-8	Tetrachloro-m-xylene	100%		26-142%
2051-24-3	Decachlorobiphenyl	102%		32-153%
2051-24-3	Decachlorobiphenyl	103%		32-153%

ND = Not detected MDL - Method Detection Limit
RL = Reporting Limit
E = Indicates value exceeds calibration range
J = Indicates an estimated value
B = Indicates analyte found in associated method blank
N = Indicates presumptive evidence of a compound

Accutest Laboratories

Report of Analysis

Client Sample ID:	EP-41		
Lab Sample ID:	N42697-8	**Date Sampled:**	07/01/03
Matrix:	SO - Soil	**Date Received:**	07/02/03
Method:	SW846 8260B	**Percent Solids:**	95.5
Project:	AK Allen, 255 East 2nd Street, Mineola, NY		

	File ID	DF	Analyzed	By	Prep Date	Prep Batch	Analytical Batch
Run #1	G60882.D	1	07/03/03	SJM	n/a	n/a	VG3302
Run #2							

	Initial Weight
Run #1	5.2 g
Run #2	

VOA TCL List

CAS No.	Compound	Result	RL	MDL	Units	Q
67-64-1	Acetone	ND	10	7.0	ug/kg	
71-43-2	Benzene	ND	1.0	0.21	ug/kg	
75-27-4	Bromodichloromethane	ND	5.0	0.33	ug/kg	
75-25-2	Bromoform	ND	5.0	0.61	ug/kg	
74-83-9	Bromomethane	ND	5.0	0.80	ug/kg	
78-93-3	2-Butanone (MEK)	ND	10	3.7	ug/kg	
75-15-0	Carbon disulfide	ND	5.0	1.7	ug/kg	
56-23-5	Carbon tetrachloride	ND	5.0	1.1	ug/kg	
108-90-7	Chlorobenzene	ND	5.0	1.0	ug/kg	
75-00-3	Chloroethane	ND	5.0	1.3	ug/kg	
67-66-3	Chloroform	ND	5.0	0.42	ug/kg	
74-87-3	Chloromethane	ND	5.0	0.63	ug/kg	
124-48-1	Dibromochloromethane	ND	5.0	0.27	ug/kg	
75-34-3	1,1-Dichloroethane	ND	5.0	0.33	ug/kg	
107-06-2	1,2-Dichloroethane	ND	5.0	0.57	ug/kg	
75-35-4	1,1-Dichloroethene	ND	5.0	0.40	ug/kg	
156-59-2	cis-1,2-Dichloroethene	ND	5.0	0.34	ug/kg	
156-60-5	trans-1,2-Dichloroethene	ND	5.0	0.34	ug/kg	
78-87-5	1,2-Dichloropropane	ND	5.0	0.78	ug/kg	
10061-01-5	cis-1,3-Dichloropropene	ND	5.0	0.29	ug/kg	
10061-02-6	trans-1,3-Dichloropropene	ND	5.0	0.21	ug/kg	
100-41-4	Ethylbenzene	ND	1.0	0.14	ug/kg	
591-78-6	2-Hexanone	ND	5.0	0.69	ug/kg	
108-10-1	4-Methyl-2-pentanone(MIBK)	ND	5.0	1.2	ug/kg	
75-09-2	Methylene chloride	ND	5.0	0.50	ug/kg	
100-42-5	Styrene	ND	5.0	0.97	ug/kg	
79-34-5	1,1,2,2-Tetrachloroethane	ND	5.0	0.43	ug/kg	
127-18-4	Tetrachloroethene	ND	5.0	0.23	ug/kg	
108-88-3	Toluene	ND	1.0	0.69	ug/kg	
71-55-6	1,1,1-Trichloroethane	ND	5.0	0.30	ug/kg	
79-00-5	1,1,2-Trichloroethane	ND	5.0	0.39	ug/kg	
79-01-6	Trichloroethene	ND	5.0	0.22	ug/kg	

46

ND = Not detected MDL - Method Detection Limit J = Indicates an estimated value
RL = Reporting Limit B = Indicates analyte found in associated method blank
E = Indicates value exceeds calibration range N = Indicates presumptive evidence of a compound

Report of Analysis

Client Sample ID:	EP-41		
Lab Sample ID:	N42697-8	**Date Sampled:**	07/01/03
Matrix:	SO - Soil	**Date Received:**	07/02/03
Method:	SW846 8260B	**Percent Solids:**	95.5
Project:	AK Allen, 255 East 2nd Street, Mineola, NY		

VOA TCL List

CAS No.	Compound	Result	RL	MDL	Units	Q
95-63-6	**1,2,4-Trimethylbenzene**	ND	5.0	0.27	ug/kg	
108-67-8	**1,3,5-Trimethylbenzene**	ND	5.0	0.29	ug/kg	
75-01-4	Vinyl chloride	ND	5.0	0.41	ug/kg	
1330-20-7	Xylene (total)	ND	2.0	0.45	ug/kg	

CAS No.	Surrogate Recoveries	Run# 1	Run# 2	Limits
1868-53-7	Dibromofluoromethane	80%		71-117%
17060-07-0	1,2-Dichloroethane-D4	67%		62-124%
2037-26-5	Toluene-D8	85%		78-115%
460-00-4	4-Bromofluorobenzene	116%		73-127%

CAS No.	Tentatively Identified Compounds	R.T.	Est. Conc.	Units	Q
124-38-9	Carbon dioxide	2.82	390	ug/kg	JNB
	Total TIC, Volatile		0	ug/kg	

ND = Not detected MDL - Method Detection Limit
RL = Reporting Limit
E = Indicates value exceeds calibration range

J = Indicates an estimated value
B = Indicates analyte found in associated method blank
N = Indicates presumptive evidence of a compound

Accutest Laboratories

Report of Analysis

Client Sample ID:	EP-41		
Lab Sample ID:	N42697-8	**Date Sampled:**	07/01/03
Matrix:	SO - Soil	**Date Received:**	07/02/03
Method:	SW846 8270C SW846 3550B	**Percent Solids:**	95.5
Project:	AK Allen, 255 East 2nd Street, Mineola, NY		

	File ID	DF	Analyzed	By	Prep Date	Prep Batch	Analytical Batch
Run #1	F37572.D	1	07/08/03	ENZ	07/03/03	OP14269	EF2134
Run #2							

	Initial Weight	Final Volume
Run #1	29.8 g	1.0 ml
Run #2		

BN TCL List

CAS No.	Compound	Result	RL	MDL	Units	Q
83-32-9	Acenaphthene	ND	70	8.1	ug/kg	
208-96-8	Acenaphthylene	ND	70	8.5	ug/kg	
120-12-7	Anthracene	ND	70	13	ug/kg	
56-55-3	Benzo(a)anthracene	ND	70	13	ug/kg	
50-32-8	Benzo(a)pyrene	ND	70	13	ug/kg	
205-99-2	Benzo(b)fluoranthene	ND	70	19	ug/kg	
191-24-2	Benzo(g,h,i)perylene	ND	70	16	ug/kg	
207-08-9	Benzo(k)fluoranthene	ND	70	7.7	ug/kg	
101-55-3	4-Bromophenyl phenyl ether	ND	70	11	ug/kg	
85-68-7	Butyl benzyl phthalate	ND	70	17	ug/kg	
91-58-7	2-Chloronaphthalene	ND	70	7.5	ug/kg	
106-47-8	4-Chloroaniline	ND	180	21	ug/kg	
86-74-8	Carbazole	ND	70	14	ug/kg	
218-01-9	Chrysene	ND	70	15	ug/kg	
111-91-1	bis(2-Chloroethoxy)methane	ND	70	8.2	ug/kg	
111-44-4	bis(2-Chloroethyl)ether	ND	70	6.8	ug/kg	
108-60-1	bis(2-Chloroisopropyl)ether	ND	70	16	ug/kg	
7005-72-3	4-Chlorophenyl phenyl ether	ND	70	8.9	ug/kg	
95-50-1	1,2-Dichlorobenzene	ND	70	9.9	ug/kg	
541-73-1	1,3-Dichlorobenzene	ND	70	10	ug/kg	
106-46-7	1,4-Dichlorobenzene	ND	70	7.0	ug/kg	
121-14-2	2,4-Dinitrotoluene	ND	70	16	ug/kg	
606-20-2	2,6-Dinitrotoluene	ND	70	12	ug/kg	
91-94-1	3,3'-Dichlorobenzidine	ND	180	19	ug/kg	
53-70-3	Dibenzo(a,h)anthracene	ND	70	18	ug/kg	
132-64-9	Dibenzofuran	ND	70	8.6	ug/kg	
84-74-2	Di-n-butyl phthalate	ND	70	13	ug/kg	
117-84-0	Di-n-octyl phthalate	ND	70	25	ug/kg	
84-66-2	Diethyl phthalate	ND	70	38	ug/kg	
131-11-3	Dimethyl phthalate	ND	70	9.5	ug/kg	
117-81-7	bis(2-Ethylhexyl)phthalate	ND	70	17	ug/kg	
206-44-0	Fluoranthene	ND	70	13	ug/kg	

48

ND = Not detected MDL - Method Detection Limit
RL = Reporting Limit
E = Indicates value exceeds calibration range

J = Indicates an estimated value
B = Indicates analyte found in associated method blank
N = Indicates presumptive evidence of a compound

Report of Analysis

Client Sample ID:	EP-41		
Lab Sample ID:	N42697-8	**Date Sampled:**	07/01/03
Matrix:	SO - Soil	**Date Received:**	07/02/03
Method:	SW846 8270C SW846 3550B	**Percent Solids:**	95.5
Project:	AK Allen, 255 East 2nd Street, Mineola, NY		

BN TCL List

CAS No.	Compound	Result	RL	MDL	Units	Q
86-73-7	Fluorene	ND	70	7.2	ug/kg	
118-74-1	Hexachlorobenzene	ND	70	11	ug/kg	
87-68-3	Hexachlorobutadiene	ND	70	11	ug/kg	
77-47-4	Hexachlorocyclopentadiene	ND	700	25	ug/kg	
67-72-1	Hexachloroethane	ND	180	11	ug/kg	
193-39-5	Indeno(1,2,3-cd)pyrene	ND	70	24	ug/kg	
78-59-1	Isophorone	ND	70	10	ug/kg	
91-57-6	2-Methylnaphthalene	ND	70	7.2	ug/kg	
88-74-4	2-Nitroaniline	ND	180	19	ug/kg	
99-09-2	3-Nitroaniline	ND	180	19	ug/kg	
100-01-6	4-Nitroaniline	ND	180	22	ug/kg	
91-20-3	Naphthalene	ND	70	7.1	ug/kg	
98-95-3	Nitrobenzene	ND	70	13	ug/kg	
621-64-7	N-Nitroso-di-n-propylamine	ND	70	14	ug/kg	
86-30-6	N-Nitrosodiphenylamine	ND	180	12	ug/kg	
85-01-8	Phenanthrene	ND	70	11	ug/kg	
129-00-0	Pyrene	ND	70	12	ug/kg	
120-82-1	1,2,4-Trichlorobenzene	ND	70	12	ug/kg	

CAS No.	Surrogate Recoveries	Run# 1	Run# 2	Limits
4165-60-0	Nitrobenzene-d5	68%		30-122%
321-60-8	2-Fluorobiphenyl	77%		39-112%
1718-51-0	Terphenyl-d14	87%		24-138%

CAS No.	Tentatively Identified Compounds	R.T.	Est. Conc.	Units	Q
	system artifact/aldol-condensation	4.25	640	ug/kg	J
	system artifact/aldol-condensation	4.99	25000	ug/kg	J
	1,1'-Biphenyl,tetrachloro(PCB)	16.38	1100	ug/kg	J
	unknown	16.96	330	ug/kg	J
	1,1'-Biphenyl,pentachloro(PCB)	17.63	1500	ug/kg	J
	1,1'-Biphenyl,pentachloro(PCB)	18.08	1300	ug/kg	J
	1,1'-Biphenyl,pentachloro(PCB)	18.58	410	ug/kg	J
	1,1'-Biphenyl,pentachloro(PCB)	18.77	960	ug/kg	J
	1,1'-Biphenyl,hexachloro-(PCB)	19.20	430	ug/kg	J
	1,1'-Biphenyl,pentachloro(PCB)	19.25	480	ug/kg	J
	1,1'-Biphenyl,hexachloro-(PCB)	19.66	420	ug/kg	J
	1,1'-Biphenyl,hexachloro-(PCB)	19.71	300	ug/kg	J
	1,1'-Biphenyl,hexachloro-(PCB)	20.18	650	ug/kg	J

ND = Not detected MDL - Method Detection Limit
RL = Reporting Limit
E = Indicates value exceeds calibration range
J = Indicates an estimated value
B = Indicates analyte found in associated method blank
N = Indicates presumptive evidence of a compound

Report of Analysis

Client Sample ID:	EP-41		
Lab Sample ID:	N42697-8	**Date Sampled:**	07/01/03
Matrix:	SO - Soil	**Date Received:**	07/02/03
Method:	SW846 8270C SW846 3550B	**Percent Solids:**	95.5
Project:	AK Allen, 255 East 2nd Street, Mineola, NY		

BN TCL List

CAS No.	Tentatively Identified Compounds	R.T.	Est. Conc.	Units	Q
	unknown	23.63	560	ug/kg	J
	unknown	23.73	340	ug/kg	J
	unknown	25.42	390	ug/kg	J
	unknown	26.13	490	ug/kg	J
	Total TIC, Semi-Volatile		9660	ug/kg	J

ND = Not detected MDL - Method Detection Limit
RL = Reporting Limit
E = Indicates value exceeds calibration range

J = Indicates an estimated value
B = Indicates analyte found in associated method blank
N = Indicates presumptive evidence of a compound

Accutest Laboratories

Report of Analysis

Client Sample ID:	EP-41		
Lab Sample ID:	N42697-8	**Date Sampled:**	07/01/03
Matrix:	SO - Soil	**Date Received:**	07/02/03
		Percent Solids:	95.5
Project:	AK Allen, 255 East 2nd Street, Mineola, NY		

Metals Analysis

Analyte	Result	RL	Units	DF	Prep	Analyzed	By	Method	Prep Method
Arsenic	1.2	1.0	mg/kg	1	07/07/03	07/10/03	KL	SW846 6010B	SW846 3050B
Barium	<21	21	mg/kg	1	07/07/03	07/10/03	KL	SW846 6010B	SW846 3050B
Cadmium	<0.52	0.52	mg/kg	1	07/07/03	07/10/03	ND	SW846 6010B	SW846 3050B
Chromium	123	1.0	mg/kg	1	07/07/03	07/10/03	KL	SW846 6010B	SW846 3050B
Lead	14.6	1.0	mg/kg	1	07/07/03	07/10/03	KL	SW846 6010B	SW846 3050B
Mercury	<0.032	0.032	mg/kg	1	07/08/03	07/08/03	WG	SW846 7471A	SW846 7471A
Selenium	1.0	1.0	mg/kg	1	07/07/03	07/10/03	KL	SW846 6010B	SW846 3050B
Silver	1.6	1.0	mg/kg	1	07/07/03	07/10/03	KL	SW846 6010B	SW846 3050B

RL = Reporting Limit

Accutest Laboratories

Report of Analysis

Client Sample ID:	EP-41		
Lab Sample ID:	N42697-8	**Date Sampled:**	07/01/03
Matrix:	SO - Soil	**Date Received:**	07/02/03
		Percent Solids:	95.5
Project:	AK Allen, 255 East 2nd Street, Mineola, NY		

General Chemistry

Analyte	Result	RL	Units	DF	Analyzed	By	Method
Solids, Percent	95.5		%	1	07/05/03	HBA	EPA 160.3 M

RL = Reporting Limit

Accutest Laboratories

Report of Analysis

Client Sample ID:	EP-40 (U)		
Lab Sample ID:	N42697-7	**Date Sampled:**	07/01/03
Matrix:	SO - Soil	**Date Received:**	07/02/03
Method:	SW846 8082 SW846 3550B	**Percent Solids:**	89.1
Project:	AK Allen, 255 East 2nd Street, Mineola, NY		

	File ID	DF	Analyzed	By	Prep Date	Prep Batch	Analytical Batch
Run #1	AB40669.D	2.5	07/11/03	OYA	07/03/03	OP14270	GAB2045
Run #2							

	Initial Weight	Final Volume
Run #1	30.0 g	10.0 ml
Run #2		

PCB List

CAS No.	Compound	Result	RL	MDL	Units	Q
12674-11-2	Aroclor 1016	ND	47	6.7	ug/kg	
11104-28-2	Aroclor 1221	ND	47	14	ug/kg	
11141-16-5	Aroclor 1232	ND	47	11	ug/kg	
53469-21-9	Aroclor 1242	ND	47	8.1	ug/kg	
12672-29-6	Aroclor 1248	ND	47	7.1	ug/kg	
11097-69-1	Aroclor 1254	1660	47	4.6	ug/kg	
11096-82-5	Aroclor 1260	ND	47	8.3	ug/kg	

CAS No.	Surrogate Recoveries	Run# 1	Run# 2	Limits
877-09-8	Tetrachloro-m-xylene	76%		26-142%
877-09-8	Tetrachloro-m-xylene	80%		26-142%
2051-24-3	Decachlorobiphenyl	93%		32-153%
2051-24-3	Decachlorobiphenyl	85%		32-153%

ND = Not detected MDL - Method Detection Limit
RL = Reporting Limit
E = Indicates value exceeds calibration range
J = Indicates an estimated value
B = Indicates analyte found in associated method blank
N = Indicates presumptive evidence of a compound

Accutest Laboratories

Report of Analysis

Client Sample ID:	EP-40		
Lab Sample ID:	N42697-6	**Date Sampled:**	07/01/03
Matrix:	SO - Soil	**Date Received:**	07/02/03
Method:	SW846 8260B	**Percent Solids:**	89.2
Project:	AK Allen, 255 East 2nd Street, Mineola, NY		

	File ID	DF	Analyzed	By	Prep Date	Prep Batch	Analytical Batch
Run #1	G60881.D	1	07/03/03	SJM	n/a	n/a	VG3302
Run #2							

	Initial Weight
Run #1	5.1 g
Run #2	

VOA TCL List

CAS No.	Compound	Result	RL	MDL	Units	Q
67-64-1	Acetone	ND	11	7.7	ug/kg	
71-43-2	Benzene	ND	1.1	0.23	ug/kg	
75-27-4	Bromodichloromethane	ND	5.5	0.36	ug/kg	
75-25-2	Bromoform	ND	5.5	0.67	ug/kg	
74-83-9	Bromomethane	ND	5.5	0.87	ug/kg	
78-93-3	2-Butanone (MEK)	ND	11	4.0	ug/kg	
75-15-0	Carbon disulfide	ND	5.5	1.9	ug/kg	
56-23-5	Carbon tetrachloride	ND	5.5	1.2	ug/kg	
108-90-7	Chlorobenzene	ND	5.5	1.1	ug/kg	
75-00-3	Chloroethane	ND	5.5	1.4	ug/kg	
67-66-3	Chloroform	ND	5.5	0.46	ug/kg	
74-87-3	Chloromethane	ND	5.5	0.69	ug/kg	
124-48-1	Dibromochloromethane	ND	5.5	0.29	ug/kg	
75-34-3	1,1-Dichloroethane	ND	5.5	0.36	ug/kg	
107-06-2	1,2-Dichloroethane	ND	5.5	0.63	ug/kg	
75-35-4	1,1-Dichloroethene	ND	5.5	0.44	ug/kg	
156-59-2	cis-1,2-Dichloroethene	ND	5.5	0.37	ug/kg	
156-60-5	trans-1,2-Dichloroethene	ND	5.5	0.37	ug/kg	
78-87-5	1,2-Dichloropropane	ND	5.5	0.85	ug/kg	
10061-01-5	cis-1,3-Dichloropropene	ND	5.5	0.31	ug/kg	
10061-02-6	trans-1,3-Dichloropropene	ND	5.5	0.22	ug/kg	
100-41-4	Ethylbenzene	ND	1.1	0.15	ug/kg	
591-78-6	2-Hexanone	ND	5.5	0.75	ug/kg	
108-10-1	4-Methyl-2-pentanone(MIBK)	ND	5.5	1.3	ug/kg	
75-09-2	Methylene chloride	ND	5.5	0.54	ug/kg	
100-42-5	Styrene	ND	5.5	1.1	ug/kg	
79-34-5	1,1,2,2-Tetrachloroethane	ND	5.5	0.46	ug/kg	
127-18-4	Tetrachloroethene	ND	5.5	0.25	ug/kg	
108-88-3	Toluene	ND	1.1	0.75	ug/kg	
71-55-6	1,1,1-Trichloroethane	ND	5.5	0.33	ug/kg	
79-00-5	1,1,2-Trichloroethane	ND	5.5	0.43	ug/kg	
79-01-6	Trichloroethene	ND	5.5	0.24	ug/kg	

37

ND = Not detected MDL - Method Detection Limit
RL = Reporting Limit
E = Indicates value exceeds calibration range

J = Indicates an estimated value
B = Indicates analyte found in associated method blank
N = Indicates presumptive evidence of a compound

Report of Analysis

Client Sample ID:	EP-40		
Lab Sample ID:	N42697-6	**Date Sampled:**	07/01/03
Matrix:	SO - Soil	**Date Received:**	07/02/03
Method:	SW846 8260B	**Percent Solids:**	89.2
Project:	AK Allen, 255 East 2nd Street, Mineola, NY		

VOA TCL List

CAS No.	Compound	Result	RL	MDL	Units	Q
95-63-6	**1,2,4-Trimethylbenzene**	ND	5.5	0.30	ug/kg	
108-67-8	**1,3,5-Trimethylbenzene**	ND	5.5	0.31	ug/kg	
75-01-4	Vinyl chloride	ND	5.5	0.45	ug/kg	
1330-20-7	Xylene (total)	ND	2.2	0.49	ug/kg	

CAS No.	Surrogate Recoveries	Run# 1	Run# 2	Limits
1868-53-7	Dibromofluoromethane	81%		71-117%
17060-07-0	1,2-Dichloroethane-D4	64%		62-124%
2037-26-5	Toluene-D8	87%		78-115%
460-00-4	4-Bromofluorobenzene	105%		73-127%

CAS No.	Tentatively Identified Compounds	R.T.	Est. Conc.	Units	Q
124-38-9	Carbon dioxide	2.82	670	ug/kg	JNB
	Total TIC, Volatile		0	ug/kg	

ND = Not detected MDL - Method Detection Limit
RL = Reporting Limit
E = Indicates value exceeds calibration range

J = Indicates an estimated value
B = Indicates analyte found in associated method blank
N = Indicates presumptive evidence of a compound

Accutest Laboratories

Report of Analysis

Client Sample ID:	EP-40		
Lab Sample ID:	N42697-6	**Date Sampled:**	07/01/03
Matrix:	SO - Soil	**Date Received:**	07/02/03
Method:	SW846 8270C SW846 3550B	**Percent Solids:**	89.2
Project:	AK Allen, 255 East 2nd Street, Mineola, NY		

	File ID	DF	Analyzed	By	Prep Date	Prep Batch	Analytical Batch
Run #1	F37570.D	1	07/08/03	ENZ	07/03/03	OP14269	EF2134
Run #2							

	Initial Weight	Final Volume
Run #1	30.1 g	1.0 ml
Run #2		

BN TCL List

CAS No.	Compound	Result	RL	MDL	Units	Q
83-32-9	Acenaphthene	ND	74	8.6	ug/kg	
208-96-8	Acenaphthylene	ND	74	9.1	ug/kg	
120-12-7	Anthracene	ND	74	14	ug/kg	
56-55-3	Benzo(a)anthracene	ND	74	13	ug/kg	
50-32-8	Benzo(a)pyrene	ND	74	13	ug/kg	
205-99-2	Benzo(b)fluoranthene	ND	74	21	ug/kg	
191-24-2	Benzo(g,h,i)perylene	ND	74	17	ug/kg	
207-08-9	Benzo(k)fluoranthene	ND	74	8.2	ug/kg	
101-55-3	4-Bromophenyl phenyl ether	ND	74	12	ug/kg	
85-68-7	Butyl benzyl phthalate	ND	74	18	ug/kg	
91-58-7	2-Chloronaphthalene	ND	74	8.0	ug/kg	
106-47-8	4-Chloroaniline	ND	190	22	ug/kg	
86-74-8	Carbazole	ND	74	15	ug/kg	
218-01-9	Chrysene	ND	74	16	ug/kg	
111-91-1	bis(2-Chloroethoxy)methane	ND	74	8.6	ug/kg	
111-44-4	bis(2-Chloroethyl)ether	ND	74	7.2	ug/kg	
108-60-1	bis(2-Chloroisopropyl)ether	ND	74	17	ug/kg	
7005-72-3	4-Chlorophenyl phenyl ether	ND	74	9.4	ug/kg	
95-50-1	1,2-Dichlorobenzene	ND	74	11	ug/kg	
541-73-1	1,3-Dichlorobenzene	ND	74	11	ug/kg	
106-46-7	1,4-Dichlorobenzene	ND	74	7.4	ug/kg	
121-14-2	2,4-Dinitrotoluene	ND	74	17	ug/kg	
606-20-2	2,6-Dinitrotoluene	ND	74	13	ug/kg	
91-94-1	3,3'-Dichlorobenzidine	ND	190	20	ug/kg	
53-70-3	Dibenzo(a,h)anthracene	ND	74	19	ug/kg	
132-64-9	Dibenzofuran	ND	74	9.2	ug/kg	
84-74-2	Di-n-butyl phthalate	ND	74	14	ug/kg	
117-84-0	Di-n-octyl phthalate	ND	74	27	ug/kg	
84-66-2	Diethyl phthalate	ND	74	40	ug/kg	
131-11-3	Dimethyl phthalate	ND	74	10	ug/kg	
117-81-7	bis(2-Ethylhexyl)phthalate	ND	74	18	ug/kg	
206-44-0	Fluoranthene	ND	74	14	ug/kg	

ND = Not detected MDL - Method Detection Limit
RL = Reporting Limit
E = Indicates value exceeds calibration range
J = Indicates an estimated value
B = Indicates analyte found in associated method blank
N = Indicates presumptive evidence of a compound

Report of Analysis

Client Sample ID:	EP-40		
Lab Sample ID:	N42697-6	**Date Sampled:**	07/01/03
Matrix:	SO - Soil	**Date Received:**	07/02/03
Method:	SW846 8270C SW846 3550B	**Percent Solids:**	89.2
Project:	AK Allen, 255 East 2nd Street, Mineola, NY		

BN TCL List

CAS No.	Compound	Result	RL	MDL	Units	Q
86-73-7	Fluorene	ND	74	7.6	ug/kg	
118-74-1	Hexachlorobenzene	ND	74	11	ug/kg	
87-68-3	Hexachlorobutadiene	ND	74	11	ug/kg	
77-47-4	Hexachlorocyclopentadiene	ND	740	27	ug/kg	
67-72-1	Hexachloroethane	ND	190	12	ug/kg	
193-39-5	Indeno(1,2,3-cd)pyrene	ND	74	25	ug/kg	
78-59-1	Isophorone	ND	74	11	ug/kg	
91-57-6	2-Methylnaphthalene	ND	74	7.7	ug/kg	
88-74-4	2-Nitroaniline	ND	190	20	ug/kg	
99-09-2	3-Nitroaniline	ND	190	20	ug/kg	
100-01-6	4-Nitroaniline	ND	190	23	ug/kg	
91-20-3	Naphthalene	ND	74	7.6	ug/kg	
98-95-3	Nitrobenzene	ND	74	14	ug/kg	
621-64-7	N-Nitroso-di-n-propylamine	ND	74	15	ug/kg	
86-30-6	N-Nitrosodiphenylamine	ND	190	13	ug/kg	
85-01-8	Phenanthrene	ND	74	12	ug/kg	
129-00-0	Pyrene	ND	74	13	ug/kg	
120-82-1	1,2,4-Trichlorobenzene	ND	74	13	ug/kg	

CAS No.	Surrogate Recoveries	Run# 1	Run# 2	Limits
4165-60-0	Nitrobenzene-d5	62%		30-122%
321-60-8	2-Fluorobiphenyl	70%		39-112%
1718-51-0	Terphenyl-d14	78%		24-138%

CAS No.	Tentatively Identified Compounds	R.T.	Est. Conc.	Units	Q
	system artifact/aldol-condensation	4.26	420	ug/kg	J
	system artifact/aldol-condensation	5.00	28000	ug/kg	J
	unknown	23.57	200	ug/kg	J
	unknown	23.85	160	ug/kg	J
	unknown	26.08	230	ug/kg	J
	unknown	27.03	2600	ug/kg	J
	unknown	27.30	760	ug/kg	J
	Total TIC, Semi-Volatile		3950	ug/kg	J

ND = Not detected MDL - Method Detection Limit
RL = Reporting Limit
E = Indicates value exceeds calibration range
J = Indicates an estimated value
B = Indicates analyte found in associated method blank
N = Indicates presumptive evidence of a compound

Accutest Laboratories

Report of Analysis

Client Sample ID:	EP-40		
Lab Sample ID:	N42697-6	**Date Sampled:**	07/01/03
Matrix:	SO - Soil	**Date Received:**	07/02/03
Method:	SW846 8082 SW846 3550B	**Percent Solids:**	89.2
Project:	AK Allen, 255 East 2nd Street, Mineola, NY		

	File ID	DF	Analyzed	By	Prep Date	Prep Batch	Analytical Batch
Run #1	AB40668.D	2	07/11/03	OYA	07/03/03	OP14270	GAB2045
Run #2							

	Initial Weight	Final Volume
Run #1	30.6 g	10.0 ml
Run #2		

PCB List

CAS No.	Compound	Result	RL	MDL	Units	Q
12674-11-2	Aroclor 1016	ND	37	5.3	ug/kg	
11104-28-2	Aroclor 1221	ND	37	11	ug/kg	
11141-16-5	Aroclor 1232	ND	37	8.4	ug/kg	
53469-21-9	Aroclor 1242	ND	37	6.3	ug/kg	
12672-29-6	Aroclor 1248	ND	37	5.5	ug/kg	
11097-69-1	Aroclor 1254	1230	37	3.6	ug/kg	
11096-82-5	Aroclor 1260	ND	37	6.5	ug/kg	

CAS No.	Surrogate Recoveries	Run# 1	Run# 2	Limits
877-09-8	Tetrachloro-m-xylene	70%		26-142%
877-09-8	Tetrachloro-m-xylene	72%		26-142%
2051-24-3	Decachlorobiphenyl	86%		32-153%
2051-24-3	Decachlorobiphenyl	91%		32-153%

ND = Not detected MDL - Method Detection Limit
RL = Reporting Limit
E = Indicates value exceeds calibration range
J = Indicates an estimated value
B = Indicates analyte found in associated method blank
N = Indicates presumptive evidence of a compound

Accutest Laboratories

Report of Analysis

Client Sample ID:	EP-40		
Lab Sample ID:	N42697-6	**Date Sampled:**	07/01/03
Matrix:	SO - Soil	**Date Received:**	07/02/03
		Percent Solids:	89.2
Project:	AK Allen, 255 East 2nd Street, Mineola, NY		

Metals Analysis

Analyte	Result	RL	Units	DF	Prep	Analyzed	By	Method	Prep Method
Arsenic	2.6	1.1	mg/kg	1	07/07/03	07/10/03	KL	SW846 6010B	SW846 3050B
Barium	<22	22	mg/kg	1	07/07/03	07/10/03	KL	SW846 6010B	SW846 3050B
Cadmium	<0.56	0.56	mg/kg	1	07/07/03	07/10/03	KL	SW846 6010B	SW846 3050B
Chromium	10.6	1.1	mg/kg	1	07/07/03	07/10/03	KL	SW846 6010B	SW846 3050B
Lead	4.8	1.1	mg/kg	1	07/07/03	07/10/03	KL	SW846 6010B	SW846 3050B
Mercury	<0.034	0.034	mg/kg	1	07/08/03	07/08/03	WG	SW846 7471A	SW846 7471A
Selenium	<1.1	1.1	mg/kg	1	07/07/03	07/10/03	KL	SW846 6010B	SW846 3050B
Silver	<1.1	1.1	mg/kg	1	07/07/03	07/10/03	KL	SW846 6010B	SW846 3050B

RL = Reporting Limit

Accutest Laboratories

Report of Analysis

Client Sample ID:	EP-40		
Lab Sample ID:	N42697-6	**Date Sampled:**	07/01/03
Matrix:	SO - Soil	**Date Received:**	07/02/03
		Percent Solids:	89.2
Project:	AK Allen, 255 East 2nd Street, Mineola, NY		

General Chemistry

Analyte	Result	RL	Units	DF	Analyzed	By	Method
Solids, Percent	89.2		%	1	07/05/03	HBA	EPA 160.3 M

43

RL = Reporting Limit

Accutest Laboratories

Report of Analysis

Client Sample ID:	EP-39 (L)		
Lab Sample ID:	N42697-5	**Date Sampled:**	07/01/03
Matrix:	SO - Soil	**Date Received:**	07/02/03
Method:	SW846 8082 SW846 3550B	**Percent Solids:**	78.5
Project:	AK Allen, 255 East 2nd Street, Mineola, NY		

	File ID	DF	Analyzed	By	Prep Date	Prep Batch	Analytical Batch
Run #1	AB40667.D	1	07/11/03	OYA	07/03/03	OP14270	GAB2045
Run #2							

	Initial Weight	Final Volume
Run #1	30.0 g	10.0 ml
Run #2		

PCB List

CAS No.	Compound	Result	RL	MDL	Units	Q
12674-11-2	Aroclor 1016	ND	21	3.0	ug/kg	
11104-28-2	Aroclor 1221	ND	21	6.5	ug/kg	
11141-16-5	Aroclor 1232	ND	21	4.8	ug/kg	
53469-21-9	Aroclor 1242	ND	21	3.7	ug/kg	
12672-29-6	Aroclor 1248	ND	21	3.2	ug/kg	
11097-69-1	Aroclor 1254	235	21	2.1	ug/kg	
11096-82-5	Aroclor 1260	ND	21	3.8	ug/kg	

CAS No.	Surrogate Recoveries	Run# 1	Run# 2	Limits
877-09-8	Tetrachloro-m-xylene	74%		26-142%
877-09-8	Tetrachloro-m-xylene	87%		26-142%
2051-24-3	Decachlorobiphenyl	82%		32-153%
2051-24-3	Decachlorobiphenyl	80%		32-153%

ND = Not detected MDL - Method Detection Limit
RL = Reporting Limit
E = Indicates value exceeds calibration range

J = Indicates an estimated value
B = Indicates analyte found in associated method blank
N = Indicates presumptive evidence of a compound

Accutest Laboratories

Report of Analysis

Client Sample ID:	EP-39 (U)		
Lab Sample ID:	N42697-4	**Date Sampled:**	07/01/03
Matrix:	SO - Soil	**Date Received:**	07/02/03
Method:	SW846 8082 SW846 3550B	**Percent Solids:**	77.2
Project:	AK Allen, 255 East 2nd Street, Mineola, NY		

	File ID	DF	Analyzed	By	Prep Date	Prep Batch	Analytical Batch
Run #1	AB40666.D	1	07/11/03	OYA	07/03/03	OP14270	GAB2045
Run #2							

	Initial Weight	Final Volume
Run #1	30.0 g	10.0 ml
Run #2		

PCB List

CAS No.	Compound	Result	RL	MDL	Units	Q
12674-11-2	Aroclor 1016	ND	22	3.1	ug/kg	
11104-28-2	Aroclor 1221	ND	22	6.6	ug/kg	
11141-16-5	Aroclor 1232	ND	22	4.9	ug/kg	
53469-21-9	Aroclor 1242	ND	22	3.7	ug/kg	
12672-29-6	Aroclor 1248	ND	22	3.3	ug/kg	
11097-69-1	Aroclor 1254	345	22	2.1	ug/kg	
11096-82-5	Aroclor 1260	ND	22	3.8	ug/kg	

CAS No.	Surrogate Recoveries	Run# 1	Run# 2	Limits
877-09-8	Tetrachloro-m-xylene	73%		26-142%
877-09-8	Tetrachloro-m-xylene	82%		26-142%
2051-24-3	Decachlorobiphenyl	76%		32-153%
2051-24-3	Decachlorobiphenyl	70%		32-153%

ND = Not detected MDL - Method Detection Limit
RL = Reporting Limit
E = Indicates value exceeds calibration range

J = Indicates an estimated value
B = Indicates analyte found in associated method blank
N = Indicates presumptive evidence of a compound

Accutest Laboratories

Report of Analysis

Client Sample ID:	EP-38 (U)		
Lab Sample ID:	N42697-2	**Date Sampled:**	07/01/03
Matrix:	SO - Soil	**Date Received:**	07/02/03
Method:	SW846 8082 SW846 3550B	**Percent Solids:**	96.3
Project:	AK Allen, 255 East 2nd Street, Mineola, NY		

	File ID	DF	Analyzed	By	Prep Date	Prep Batch	Analytical Batch
Run #1	AB40564.D	1	07/07/03	OYA	07/03/03	OP14270	GAB2042
Run #2							

	Initial Weight	Final Volume
Run #1	30.2 g	10.0 ml
Run #2		

PCB List

CAS No.	Compound	Result	RL	MDL	Units	Q
12674-11-2	Aroclor 1016	ND	17	2.5	ug/kg	
11104-28-2	Aroclor 1221	ND	17	5.2	ug/kg	
11141-16-5	Aroclor 1232	ND	17	3.9	ug/kg	
53469-21-9	Aroclor 1242	ND	17	3.0	ug/kg	
12672-29-6	Aroclor 1248	ND	17	2.6	ug/kg	
11097-69-1	Aroclor 1254	204	17	1.7	ug/kg	
11096-82-5	Aroclor 1260	40.3	17	3.0	ug/kg	

CAS No.	Surrogate Recoveries	Run# 1	Run# 2	Limits
877-09-8	Tetrachloro-m-xylene	83%		26-142%
877-09-8	Tetrachloro-m-xylene	95%		26-142%
2051-24-3	Decachlorobiphenyl	99%		32-153%
2051-24-3	Decachlorobiphenyl	85%		32-153%

ND = Not detected MDL - Method Detection Limit
RL = Reporting Limit
E = Indicates value exceeds calibration range

J = Indicates an estimated value
B = Indicates analyte found in associated method blank
N = Indicates presumptive evidence of a compound

Accutest Laboratories

Report of Analysis

Client Sample ID:	EP-38		
Lab Sample ID:	N42697-1	**Date Sampled:**	07/01/03
Matrix:	SO - Soil	**Date Received:**	07/02/03
Method:	SW846 8082 SW846 3550B	**Percent Solids:**	96.5
Project:	AK Allen, 255 East 2nd Street, Mineola, NY		

	File ID	DF	Analyzed	By	Prep Date	Prep Batch	Analytical Batch
Run #1	AB40563.D	1	07/07/03	OYA	07/03/03	OP14270	GAB2042
Run #2							

	Initial Weight	Final Volume
Run #1	30.0 g	10.0 ml
Run #2		

PCB List

CAS No.	Compound	Result	RL	MDL	Units	Q
12674-11-2	Aroclor 1016	ND	17	2.5	ug/kg	
11104-28-2	Aroclor 1221	ND	17	5.3	ug/kg	
11141-16-5	Aroclor 1232	ND	17	3.9	ug/kg	
53469-21-9	Aroclor 1242	ND	17	3.0	ug/kg	
12672-29-6	Aroclor 1248	ND	17	2.6	ug/kg	
11097-69-1	Aroclor 1254	236	17	1.7	ug/kg	
11096-82-5	Aroclor 1260	51.5	17	3.1	ug/kg	

CAS No.	Surrogate Recoveries	Run# 1	Run# 2	Limits
877-09-8	Tetrachloro-m-xylene	96%		26-142%
877-09-8	Tetrachloro-m-xylene	104%		26-142%
2051-24-3	Decachlorobiphenyl	107%		32-153%
2051-24-3	Decachlorobiphenyl	99%		32-153%

ND = Not detected MDL - Method Detection Limit
RL = Reporting Limit
E = Indicates value exceeds calibration range

J = Indicates an estimated value
B = Indicates analyte found in associated method blank
N = Indicates presumptive evidence of a compound

Premier Environmental Services.

DATA USABILTY SUMMARY REPORT (DUSR)
OF THE
AK ALLEN SITE
MINEOLA, NEW YORK

ORGANIC AND
INORGANIC ANALYSES IN
AQUEOUS AND NON-AQUEOUS
SAMPLES

ACCUTEST LABORATORIES, INC.
DAYTON, NEW JERSEY

REPORT NUMBERS:
N42697

December, 2003

Prepared for
C.A. Rich Consultants, Inc.
Plainview, New York

Prepared by
Premier Environmental Services
2815 Covered Bridge Road
Merrick, New York 11566
(516)223-9761

NYS DEC Data Usability Summary Report

DATA VALIDATION FOR:	**Volatile Organic Analyses, Base Neutral Semivolatile Organic Analyses, Polychlorinated Biphenyl Analyses**
SITE:	**AK Allen Mineola, NY**
CONTRACT LAB:	**Accutest Laboratories, Inc. Dayton, New Jersey**
REVIEWER:	**Renee Cohen**
DATE REVIEW COMPLETED:	**January, 2004**
MATRIX:	**Aqueous and Non-Aqueous**

The data validation was performed according to the guidelines in the described in the New York State Department of Environmental Conservation, Division of Environmental Remediation, Guidance for the Development of Data Usability Summary Reports (DUSR). In addition the data was been reviewed using the protocol specified in the NYS Analytical Services Protocol ('95).

All data are considered valid and acceptable except those analytes which have been rejected "R" (unreliable/unusable). Due to various QC problems some analytes may have been qualified with a "J" (estimated), "N" (presumptive evidence for the presence of the material, "U" (non-detect), or "JN" (presumptive evidence for the presence of the material at an estimated value) flag. All actions are detailed on the attached sheets.

Several factors should be noted for all persons using this data. Persons using this data should be aware that no result is guaranteed to be accurate even if it has passed all QC tests. The main purpose of this review is to appropriately qualify outliers and to determine whether the results presented meet the specific site/project criteria for data quality and data use.

This data assessment includes twenty-seven (27) soils and one (1) Trip Blank and one (1) Field Blank sample collected June 30, 2003 and July 1, 2003. Eleven (11) soil samples the Trip Blank and Field Blank sample were reviewed/validated in this DUSR report. The validated samples are summarized in Table 1 of this report. All of the samples were shipped to Accutest Laboratories, located in Dayton, New Jersey. The samples were received at the laboratory on July 2, 2003. All samples were received in good condition. The samples were analyzed for Volatile Organic Analytes (EPA Method 8260), Base Neutral Semivolatile Organic Analytes (BN SVOA-EPA Method 8270) and Polychlorinated Biphenyl's (PCB's) (EPA Method 8082) as specified on the Chain of Custody (COC) documentation that accompanied the samples to the laboratory. A copy of the COC documents associated with each data set is located in Appendix C of this report. Appendix D of this report includes the correspondence between this data validator and Accutest Laboratories that is associated with this data set. In addition, a number of the samples were analyzed for RCRA Metals. The inorganic data review is located in the Inorganic Data Usability Summary Report.

DATA USABILITY SUMMARY REPORT (DUSR)
AK ALLEN SITE

1. OVERVIEW:

The soil and aqueous samples associated with this data set were submitted to the laboratory for the analyses requested on the Chain of Custody (COC) documentation. The samples were analyzed for the organic analytes using EPA Test Methods for the Evaluation of Solid Waste (SW 846), Method 8260/8270/8082. The laboratory provided a deliverables package in accordance with the guidelines in the NYSDEC ASP, Rev '95, Category B.

Eleven (11) soil samples, one (1) Trip Blank one (1) Field Blank sample were reviewed. The samples were collected June 30, 2003 and July 1, 2003. The samples were received at the laboratory on July 2, 2003. Each was reviewed for the parameters listed on Chain of Custody documents that accompanied the data set to the laboratory. All of the soil and aqueous samples chosen for validation were analyzed for Volatile Organic Analytes. Nine (9) of the soil and the Field Blank sample were reviewed for Base Neutral Semivolatile Organic Analytes. Ten (10) of the soil samples and the Field Blank sample were reviewed for Polychlorinated Biphenyl (PCB) Analytes.

2. HOLDING TIME:

The amount of an analyte in a sample can change with time due to chemical instability, degradation, volatilization, etc. If the specified holding time is exceeded, the data may not be valid. Preserved volatile organic analyses are required to be analyzed within 10 days of validated time of sample receipt (VTSR) in accordance with the NYSDEC ASP, Rev '95. The technical holding time for properly preserved aqueous and non-aqueous samples is 14 days from collection. Base Neutral Semivolatile Organic and Polychlorinated Biphenyl samples are to be prepared/extracted within five (5) days of validated time of sample receipt (VTSR) in accordance with the NYSDEC ASP, Rev '95. The technical holding time for properly samples is to prepare the aqueous samples within 7 days of collection and the soil samples within fourteen days of collection.

Volatile Organic Analyses

The validated soil and aqueous samples in this data set were analyzed for Volatile Organic Analytes. All sample analyses and associated QC samples were analyzed within the ten (10) days of VTSR.

Base Neutral Semivolatile Organic Analyses

Nine (9) soil samples and the Field Blank sample were validated in this data set. The soil samples were extracted in one (1) batch on July 3, 2003 and one (1) batch on July 7, 2003. The aqueous Field Blank sample was prepared on July 3, 2003. The validated samples were prepared and analyzed within the NYS DEC ASP holding time.

Polychlorinated Biphenyl Analyses

Ten (10) soil samples and one (1) aqueous Field Blank sample were validated in this data set. The reviewed soil samples were prepared in three (3) batches on July 2, 2003, July 3, 2003 and July 7, 2003. The Field Blank sample was prepared on July 3, 2003. All of the validated samples in this data set were prepared and analyzed within the NYS DEC ASP holding time.

DATA USABILITY SUMMARY REPORT (DUSR)
AK ALLEN SITE

3. SURROGATES:

All samples are spiked with surrogate compounds prior to sample preparation to evaluate the overall laboratory performance and the efficiency of the analytical technique. If the measured surrogate concentrations are outside the QC limits, qualifiers were applied to the effected samples.

Volatile Organic Analyses – Each sample was spiked with the surrogate compounds 1,2-Dichloroethane-d4, 4-Bromofluorobenzene, Toluene-d8 and Dibromofluoromethane. In-house surrogate recovery limits were reported by the laboratory. The percent recovery of each surrogate met QC criteria in each of the validated samples in this data set with the exception of 4-Bromofluorobenzene in samples SB-2 (24-28'), SB-3A (24-28') and SB-4 (24-28'). The recoveries were higher than the QC limits reported. Each of these samples was reanalyzed at a dilution due to the concentration of target analytes detected. All surrogate recoveries met QC criteria in each of the reanalyses, therefore, no action was taken based on the surrogate outliers.

Base Neutral Semivolatile Organic Analyses – Each sample was spiked with the base neutral surrogate compounds Nitrobenzene-d5, 2-Fluorobiphenyl and Terphenyl-d14. The percent recovery of each surrogate met QC criteria in each of the validated sample analyses in this data set with the exception of Terphenyl-d14 in samples SB-3 (24-28) (149%) and SB4 (24-28) (143%). These recoveries are slightly above the QC limit. The method allows for one surrogate per fraction to exceed QC limits, therefore, no action was taken based on this outlier alone.

Polychlorinated Biphenyl Analyses - Each sample was spiked with the surrogate compounds Tetrachloro-m-xylene and Decachlorobiphenyl. In-house surrogate recovery limits were reported by the laboratory.

The percent recovery of Tetrachloro-m-xylene (TCMX) exceeded QC criteria in sample SB-2 (24-28'). The recovery was low on one column and acceptable on the other in the initial analysis. The sample was reanalyzed on July 10, 2003. All surrogate recoveries met QC criteria in the reanalysis. No action was taken based on the results of the surrogate recovery.

DATA USABILITY SUMMARY REPORT (DUSR)
AK ALLEN SITE

4. MATRIX SPIKE/SPIKE DUPLICATE, MS/MSD:

The MS/MSD data are generated to determine the long term precision and accuracy of the analytical method in various matrices. The MS/MSD may be used in conjunction with other QC criteria for additional qualification of data. The laboratory used the in-house generated recovery criteria and RPD (precision) data for reporting purposes.

Volatile Organic Analyses

Sample EP-39 was utilized for the site-specific MS/MSD analysis. All recoveries met QC criteria with the exception of 2-Butanone (40%), Chlorobenzene (56%), Ethylbenzene (53%), Tetrachloroethane (28%), 1,3,5-Trimethylbenzene (45%) in the matrix spike sample. All RPD's met QC criteria with the exception of Carbon Tetrachloride (21%), Tetrachloroethene (37%), Trichloroethene (19%) and 1,3,5-Trimethylbenzene (24%).

One (1) soil and one (1) aqueous Matrix Spike/Matrix Spike Duplicate sample (Batch QC) are also associated with the reviewed/validated samples associated with this data set. Data was not qualified based on the percent recovery and relative percent difference in batch QC sample data.

Base Neutral Semivolatile Organic Analyses

Sample EP-39 (N42697-3) was utilized for the soil MS/MSD analyses associated with the validated samples. All percent recoveries met QC criteria in the MS and MSD sample. All Relative Percent Differences met QC criteria with the exception of 4-Nitroaniline (28%). Sample data has not been qualified based on the Relative Percent Difference (RPD) of 4-Nitroanailine in the soil MS/MSD sample.

Batch QC was utilized for the validated soil samples prepared on July 7, 2003. All Percent Recoveries and Relative Percent Differences met QC criteria in the Batch QC sample MS/MSD.

Batch QC was utilized for the aqueous MS/MSD sample set. Data was not qualified based on the percent recoveries and RPD in Batch QC data.

Polychlorinated Biphenyl Analyses

Soil sample EP-38 (N42697-1) was utilized for one batch (prep-July 3, 2003) of the soil MS/MSD analyses. The percent recovery of Aroclor 1260 and Aroclor 1260 met QC criteria in this MS/MSD analysis.

Additional batch QC was utilized for the soil MS/MSD sample set used for the other validated samples. Data was not qualified based on the recoveries and RPD in Batch QC data.

Batch QC was utilized for the aqueous MS/MSD sample set. Data was not qualified based on the recoveries and RPD in Batch QC data.

DATA USABILITY SUMMARY REPORT (DUSR)
AK ALLEN SITE

5. BLANK SPIKE ANALYSIS:

The NY ASP protocol requires that a blank spike analysis be performed with each sample batch. The blank spike analysis is used to insure that the analytical system is in control. The laboratory applied in-house recovery limits for each analyte.

Volatile Organic Analytes

The laboratory reported a blank spike sample with each MS/SMD sample set. All recoveries in the Blank Spike samples associated with this data set met QC criteria.

Base Neutral Semivolatile Organic Analytes

The laboratory performed two (2) soil blank spike analyses with this data set. The blank sample was spiked with all reported analytes. All spike recoveries in the blank spike samples met QC criteria with the exception of Carbazole in Blank Spike prepared July 8, 2003. The recovery of this analytes was above the acceptable limit. This analyte met QC criteria in the site-specific MS/MSD analysis. No action was taken based on the recovery of Carbazole in the blank spike sample.

One aqueous blank spike analysis is associated with this data set. All recoveries met QC criteria in this blank spike sample.

Polychlorinated Biphenyl Analyses

Four (4) Blank Spike analyses are associated with the validated samples in this data set. The samples were spiked with Aroclor 1016 and Aroclor 1260. All spike recoveries in each of the blank spike samples met QC criteria.

DATA USABILITY SUMMARY REPORT (DUSR)
AK ALLEN SITE

6. BLANK CONTAMINATION:

Quality assurance (QA) blanks, such as the method, trip, field, or rinse blanks are prepared to identify any contamination that may have been introduced into the samples during sample preparation or field activity. Method blanks measure laboratory contamination. Trip blanks measure cross-contamination of samples during shipment. Field blanks measure cross-contamination of samples during field operations. Samples are then qualified based on blank contamination when detected.

A) Method Blank contamination

Volatile Organic Analyses

Five (5) soil method blanks are associated with the validated samples in this data set. Each was free from contamination of target analytes. Carbon Dioxide was detected in each of the method blank samples. When detected in the associated validated samples, it has been negated and qualified "U".

Qualified data result pages are located in Appendix B of this report.

One (1) aqueous method blank is associated with the validated samples in this data set. This method blank was free from contamination of target analytes

Base Neutral Semivolatile Organic Analyses

Two (2) soil and one (1) aqueous method blank sample is associated with the validated samples in this data set. The soil method blank (prepared July 8, 2003) analyzed on Instrument F was free from contamination of all target analytes. Aldol Condensation Products (ACP) and system artifacts at retention time 4:26 and 4:97 minutes were detected in the method blank sample. These analytes when detected in associated validated samples at concentrations within ten (10) times that detected in the method blank, have been negated. The soil blank (prepared July 8, 2003) was free from contamination of all target analytes with the exception of Diethyl phthalate (347 ug/kg). Aldol Condensation Products (ACP) and system artifacts as well as one unknown TIC was reported in this method blank sample. Dietheyl phthalate and the unknown TIC compound were not detected in the associated validated sample analyses. The ACP's and system artifiacts when detected in associated validated samples at concentrations within ten (10) times that detected in the method blank, have been negated

The aqueous method blank was free from contamination of target analytes. One Aldol Condensation Product (ACP) was detected at retention time 4.81 was detected. When detected in the associated Field Blank sample it was negated.

Qualified data result pages are located in Appendix B of this report.

Polychlorinated Biphenyl Analyses

Three (3)) soil and one (1) aqueous method blank is associated with the validated samples in this data set. Each was free from contamination of all target analytes.

DATA USABILITY SUMMARY REPORT (DUSR)
AK ALLEN SITE

6. BLANK CONTAMINATION (cont'd)

B) Field Blank contamination

Volatile Organic Analyses

The Field Blank sample (FB-7/1) sample was free from contamination of target analytes.

Base Neutral Semivolatile Organic Analyses

The Field Blank sample (FB-7/1) was free from contamination of target analytes.

Polychlorinated Biphenyl Analyses

The Field Blank sample (FB-7/1) was free from contamination of target analytes.

C) Trip Blank contamination

Volatile Organic Analyses

The Trip Blank sample (TB-7/1) was free from contamination of all target analytes.

DATA USABILITY SUMMARY REPORT (DUSR)
AK ALLEN SITE

7. GC/MS CALIBRATION:

Satisfactory instrument calibration is established to ensure that the instrument is capable of producing acceptable quantitative data. An initial calibration demonstrates that the instrument is capable of giving acceptable performance at the beginning of an experimental sequence. The continuing calibration verifies that the instrument is giving satisfactory daily performance. USEPA data validation criteria is the same for all analytes in both GC/MS Volatile and GC/MS Semivolatile Organic analyses, therefore, all text discussion is for VOA and SVOA samples analyses.

A) RESPONSE FACTOR

The response factor measures the instrument's response to specific chemical compounds. USEPA data review requires that the response factor of all analytes be greater than or equal to 0.05 in both initial and continuing calibration analyses. A value less than 0.05 indicates a serious detection and quantitation problem (poor sensitivity). USEPA data validation criteria states that if the minimum RRF criteria is not met in an initial calibration the positive results are qualified "J". Non detect results in the initial calibration with a RRF <0.05 are qualified "R", unusable. If RRF criteria is not met in the continuing calibration curve analysis, effected positive analytes will be qualified "J" estimated. Those analytes not detected are not qualified. The SW-846 Methods cite specific analytes known as System Performance Check Compounds (SPCC). Minimum response criteria is set for these analytes. If the minimum criteria is not met, analyses must stop and the source of problems must be found and corrected. Data associated with this set has been reviewed for the criteria in the cited in the EPA Method and the USEPA criteria.

Volatile Organic Analyses

Four (4) initial calibration curves are associated with the validated samples in this data set. The laboratory performed an initial multi-level calibration on June 30, 2003 (Inst. G/soil), July 8, 2003 (Inst. G/soil), July 7, 2003 (Inst. S/soil) and June 13, 2003 (Inst. X/aqueous). The RRF for all target compounds met QC criteria in each of the initial calibration curves.

One (1) soil continuing calibration standard is associated with the initial calibration on Instrument G(6/30/03). All response factors of the target analytes met QC criteria in this continuing calibration standard analysis.

Two (2) soil continuing calibration standard is associated with the initial calibration on Instrument G(7/8/03). All response factors of the target analytes met QC criteria in this continuing calibration standard analysis.

Three (3) soil continuing calibration standard is associated with the initial calibration on Instrument S. All response factors of the target analytes met QC criteria in each of these continuing calibration standard analyses.

One (1) aqueous continuing calibration standard is associated with the initial calibration on Instrument X. The response factor of all target analytes met QC criteria in this continuing calibration standard analysis.

DATA USABILITY SUMMARY REPORT (DUSR)
AK ALLEN SITE

7. GC/MS CALIBRATION :

A) RESPONSE FACTOR (cont'd)

Base Neutral Semivolatile Organic Analyses

Two (2) initial calibration curves are associated with the validated samples in this data set. The laboratory performed the initial multi level calibration on July 7, 2003 (Inst. F). The RRF for all target compounds met QC criteria in each of the initial calibration curves.

Three (3) continuing calibration standards are associated with this data set. All response factor of the target analytes met QC criteria in each of the continuing calibration standard analyses.

The laboratory performed the initial multi level calibration on June 16, 2003 (Inst. R). The RRF for all target compounds met QC criteria in each of the initial calibration curves.

Two (2) continuing calibration standards are associated with this data set. All response factor of the target analytes met QC criteria in each of the continuing calibration standard analyses.

DATA USABILITY SUMMARY REPORT (DUSR)
AK ALLEN SITE

7. GC/MS CALIBRATION :

B) PERCENT RELATIVE STANDARD DEVIATION (RSD) AND PERCENT DIFFERENCE (%D):

Percent RSD is calculated from the initial calibration and is used to indicate the stability of the specific compound response factor over increasing concentration. Percent D compares the response factor of the compounds in the continuing calibration standard to the mean response factor (RRF) from the initial calibration. Percent D is a measure of the instrument's daily performance. Region II data validation criteria states that the percent RSD of the initial calibration curve must be less than or equal to 30%. The %D must be <25% in the continuing calibration standard. This criteria has been applied to all target analytes. A value outside of these limits indicates potential detection and quantitation errors. For these reasons, all positive results are flagged as estimated, "J" and non-detects may be flagged "UJ", based on professional judgement. If %RSD and %D grossly exceed QC criteria (>90%), non-detects data may be qualified "R", unuseable. Data associated with this set has been reviewed for the criteria in the cited in the USEPA Data Validation Guidelines.

Volatile Organic Analyses

Three (3) soil and one (1) aqueous initial calibration curves are associated with this data set. The laboratory performed initial multi level calibrations on June 30, 2003 (Inst.G), July 8, 2003 (Inst G), July 7, 2003 (Inst. S) and June 13, 2003 (Inst. X). The %RSD for all target compounds met QC criteria in these initial calibration curves with the exception of the following:

Date	Instrument	Analyte	RSD (%)
6/30/03	G	Carbon Tetrachloride	32.87
7/8/03	G	Acetone	33.66
6/13/03	X	2-Butanone	25.36

These analytes have been qualified "UJ/J" estimated in each of the validated samples associated with the effected calibration curve.

Qualified data result pages are located in Appendix B of this report.

One (1) soil continuing calibration standard (Inst G, 6/30/03) is associated with this data set. All % Difference criteria were met for all target analytes in the continuing calibration standard analysis.

Two (2) soil continuing calibration standard (Inst G, 7/8/03) is associated with this data set. All % Difference criteria were met for all target analytes in the continuing calibration standard analysis.

Three (3) soil continuing calibration standards (Inst S) are associated with this data set. All % Difference criteria were met for all target analytes reported in each of the continuing calibration standard analyses.

One (1) aqueous continuing calibration standard (Inst X) is associated with this data set. All % Difference criteria were met for all target analytes in the continuing calibration standard analysis.

DATA USABILITY SUMMARY REPORT (DUSR)
AK ALLEN SITE

7. GC/MS CALIBRATION:

B) PERCENT RELATIVE STANDARD DEVIATION (RSD) AND PERCENT DIFFERENCE (%D) (cont'd)

Base Neutral Semivolatile Organic Analyses

Two (2) initial calibration curves are associated with the validated samples in this data set. The laboratory performed the initial multi level calibration on July 7, 2003 (Inst. F). The %RSD criteria was met for all target compounds met QC criteria in each of the initial calibration curves with the exception of Hexachlorocyclopentadiene (37.32%) in the Instrument F curve. This analyte has been qualified "UJ/J" estimated in all samples reported from the InstrumentF curve.

Three (3) continuing calibration standards are associated with this data set. All %Difference/Deviation criteria was met for the target analytes in each of the continuing calibration standard analyses associated with the validated samples in this data set.

The laboratory performed the initial multi level calibration on June 16, 2003 (Inst. R). The %RSD for all target compounds met QC criteria in this initial calibration curve analysis.

Two (2) continuing calibration standards are associated with this data set. All percent difference criteria of the target analytes met QC criteria in each of the continuing calibration standard analyses.

8. GC CALIBRATION

GC Calibration of the PCB's was performed in accordance with the USEPA SW846 method. All analyses are performed using a single injection with a splitter and dual column (ZB1-ZB-1701) analysis. This included the analysis of a six-point calibration curve of Aroclor 1260 and Aroclor 1016. The Aroclor calibration factors and retention time windows are established. The %RSD of each peak must be less than 20% in the initial calibration curve analysis. One (1) single mid-level calibration standard was analyzed for each of the other Aroclors reported. Continuing calibration is performed after each ten (10) field samples. %Deviation is calculated. Review of continuing calibration standard is performed. Data qualifiers were applied when QC criteria was not met. Instrument and calibration criteria are then summarized on laboratory generated forms that were included in the data report for review.

Four (4) initial calibration curves are associated with this data set. The initial calibration curve analyses were analyzed June 30, 2003, July 1, 2003, July 7, 2003 and July 10, 2003. All initial calibration data associated with the validated samples met QC criteria in terns of response factor and %RSD.

Continuing calibration standards bracket the validated samples associated with this data set. All QC criteria were met in each of the continuing calibration standard analyses.

DATA USABILITY SUMMARY REPORT (DUSR)
AK ALLEN SITE

9. GC/MS MASS SPECTROMETER TUNING:

Tuning and performance criteria are established to ensure adequate mass resolution, proper identification of compounds, and to some degree, sufficient instrument sensitivity. These criteria are not sample specific. Instrument performance is determined using standard materials. Therefore, these criteria should be met in all circumstances. The tuning standard for volatile organics is Bromofluorobenzene (BFB). The tuning compound for semivolatile organic analyses is decafluorotriphenylphosphine (DFTPP). If the mass calibration is in error, or missing, all associated data will be classified as unusable, "R".

Volatile Organic Analyses/Base Neutral Semivolatile Organic Analyses – All Instrument Tuning criteria was met for these sample analyses.

10. GC/MS INTERNAL STANDARDS PERFORMANCE:

Internal standard (IS) performance criteria ensure that the GC/MS sensitivity and response are stable during every run. The method recommends that the internal standard area count must not vary by more than a factor of 2 (-50%to +100%) from the associated continuing calibration standard. The method recommends that the retention time of the internal standard must not vary more than ±30 seconds from the associated continuing calibration standard. The EPA CLP validation guidelines state that if the area count is outside the (-50% to +100%) range of the associated standard, all of the positive results for compounds quantitated using that IS are qualified estimated, "J", and all non-detects below 50% are qualified "UJ", non detects above 100% should not be qualified or "R" if there is a severe loss of sensitivity. The internal standard evaluation criteria are applied to all field and QC samples.

Volatile Organic Analyses

All samples were fortified with the internal standards Tert Butyl Alcohol-d9, Pentafluorobenzene, 1,4-Difluorobenzene, Chlorobenzene-d5 and 1,4-Dichlorobenzene-d4. All internal standard area criteria were met for the validated samples in this data set with the exception of the following:

Sample ID	Internal Standard
SB-3 (24-28')	Chlorobenzene-d5
SB-3A (24-28')	Chlorobenzene-d5
SB-4 (24-28')	Chlorobenzene-d5

These samples were reanalyzed and reported with further dilution. All Internal Standard QC criteria were met in the additional analyses associated with this data set. All target analytes associated with and reported that are associated with Chlorobenzene-d5 have been qualified "UJ/J" estimated on the data result pages.

Qualified data result pages are located in Appendix B of this report.

DATA USABILITY SUMMARY REPORT (DUSR)
AK ALLEN SITE

10. GC/MS INTERNAL STANDARDS PERFORMANCE (cont'd)

Base Neutral Semivolatile Organic Analyses

The validated samples were fortified with the internal standards 1,4-Dichlorobenzene-d4, Naphthalene-d8, Acenaphthene-d10, Phenanthrene-d10, Chrysene-d12 and Perylene-d12. All Internal Standard QC criteria were met for the validated samples in this data set with the exception of that listed below.

Sample ID	Internal Standard
SB-2 (24-28')	Perylene-d12
SB-3 (24-28')	Chrysene-d12, Perylene-d12
SB-3 (36-40')	Phenanthrene-d10, Perylene-d12
SB-3A (24-28')	Perylene-d12
SB-4 (24-28')	Pehnanthrene-d10, Chrysene-d12, Perylene-d12

Each of these samples was reanalyzed at a dilution. All internal standard area counts met QC criteria in the reanalysis. The matrix interference was reduced in the reanalysis, however, all sample data was reported from the initial analysis, therefore all target analytes associated with the Internal Standards that did not meet QC criteria in the reported analysis have been qualified "UJ/J" estimated in these samples.

Qualified data result pages are located in Appendix B of this report.

Sample ID	Internal Standard
SB-36 (0-12")	Perylene-d12

This sample was reanalyzed to confirm the matrix interference. All sample data was reported from the initial analysis, therefore all target analytes associated with the Internal Standards that did not meet QC criteria in the reported analysis have been qualified "UJ/J" estimated in this sample.

Qualified data result pages are located in Appendix B of this report.

DATA USABILITY SUMMARY REPORT (DUSR)
AK ALLEN SITE

11. COMPOUND IDENTIFICATION:

Target compounds are identified on the GC/MS by using the analyte's relative retention time (RRT) and by comparison to the ion spectra obtained from known standards. For the results to be a positive hit, the sample peak must be within ± 0.06 RRT units of the standard compound, and have an ion spectra which has a ratio of the primary and secondary ion intensities with 20% of that in the standard compound. Target compounds are identified on the GC by using the analytes retention time. Concentration is quantitated from the initial calibration curve.

Volatile Organic Analyses

All of the soil samples reported the VOA 8260 analytes specified on the COC documents. In addition, the analytes 1,2,4-Trimethylbenzene and 1,3,5-Trimethylbenzene were reported. A Library Search was performed and reported with all samples in this data set. The laboratory reported the target analytes to the determined method detection limit. All validated samples were analyzed and reported without dilution except where noted below. All soil sample data was reported on a dry weight basis.

Sample SB-2 (24-28") was initially analyzed on July 3, 2003 without dilution. All Internal Standard area counts met QC criteria in this analysis. A number of target analytes were reported above the calibration range of the instrument and were reanalyzed at a dilution. This chromatogram exhibited matrix interference. The dilution analysis was performed July 8, 2003. A methanol extraction was performed and reported. This utilized a 1:50 time dilution. 1,1-Dichloroethene (94.4 J ug/kg), 1,1-Dichloroethane (2750 ug/kg) and Trichloroethene (12800 ug/kg) were reported within the calibration range. The sample was further diluted (1:500) due to the concentration of Tetrachloroethene (88400 ug/kg) on July 10, 2003. The TIC compounds are reported from the initial analysis (7/3/03).

Sample SB-3 (24-28") was initially analyzed without on July 3, 2003. The Internal Standard Chlorobenzene-d5 exceeded QC criteria. The sample was reanalyzed with dilution on July 10, 2003. The dilution was due to the matrix interference exhibited in the chromatogram as well as the concentration of some target analytes that exceeded the calibration range of the instrument. The reanalysis was used to report the concentration of Tetrachloroethene (41800 ug/kg), 1,1,1-Trichloroethane (27700 ug/kg) and Trichloroethene (19100 ug/kg). All Internal Standard areas met QC criteria in the dilution analysis. The target analytes reported, that are associated with Chlorobenzene-d5 have been qualified "UJ/J" estimated on data result pages.

Sample SB-3 (36-40") was initially analyzed without dilution on July 3, 2003. The concentration of Tetrachloroethene exceeded the calibration range of the instrument. The sample was reanalyzed at a 1:5 dilution on July 10, 2003. Tetrachloroethene was reported at a concentration of 424 ug/kg in the reanalysis. Late eluting matrix interference was exhibited in these sample chromatograms.

Sample SB-3A (24-28") was initially analyzed without dilution on July 3, 2003. The concentration of Tetrachloroethene exceeded the calibration range of the instrument. The sample was reanalyzed at a 1:5 dilution on July 10, 2003. Tetrachloroethene was reported at a concentration of 678 ug/kg in the reanalysis. The Internal standard Chlorobenzene-d5 exceeded QC criteria in the initial analysis. All Internal Standard QC criteria were met in the 1:5 dilution. Target analytes associated with this Internal Standard from the initial analysis have been qualified "UJ/J" estimated.

DATA USABILITY SUMMARY REPORT (DUSR)
AK ALLEN SITE

11. COMPOUND IDENTIFICATION (cont'd):

Volatile Organic Analyses (cont'd)

Sample SB-4 (24-28") was initially analyzed without on July 3, 2003. The Internal Standard Chlorobenzene-d5 exceeded QC criteria. The sample was reanalyzed with a methanol extraction/dilution (1:250) dilution on July 10, 2003. The dilution was due to the concentration of target analytes detected in the sample. In addition the Internal Standard Chlorobenzene-d5 exceeded QC criteria. All Internal Standard QC criteria was met in the dilution analysis. The dilution was necessary due to the concentration of 1,1-Dichloroethane (6240 ug/kg), Tetrachloroethene (36400 u/kg), 1,1,1-Trichloroethane (31400 ug/kg) and Trichloroethene (30300 ug/kg) detected in this soil sample. Target analytes associated with this Internal Standard from the initial analysis have been qualified "UJ/J" estimated.

Base Neutral Semivolatile Organic Analyses

The validated soil sample was prepared and analyzed in accordance with the method cited. Tentatively Identified Compounds (TIC's) were reported for each sample. The validated sample was reported without dilution except where noted below. Soil sample results are reported on a dry weight basis.

Sample EP-39 was analyzed without dilution however, matrix interference was observed in the chromatogram in the form of a hump. All internal standard area counts met QC criteria in this initial analysis. A number of unknown TIC compounds were detected in this sample (12170 ug/kg).

Sample SB-2 (24-28') was analyzed using 5 grams of sample. The laboratory extraction log indicated that the sample was "Black Dirt" and noted as a "bad sample" on this logbook page. The minimal sample volume elevated the laboratory reporting limit. Benzo(a)anthracene (286 J ug/kg), Chrysene (806 ug/kg) and bis(2-Ethylhexyl) phthalate (3490 ug/kg) were detected in this sample. A number of TIC analytes (231900 ug/kg) were detected in this sample analysis. The Internal Standard Perylene-d12 exceeded QC criteria in the initial analysis. All internal standard area counts met QC criteria in the reanalysis. The reanalysis of the sample, using an additional five (5) time dilution, confirmed the matrix interference, the 'hump" was reduced. Sample data was reported from the initial analysis. All target analytes associated with Perylene-d12 have been qualified "UJ/J" estimated in accordance with the validation guidelines.

Sample SB-3 (24-28') was analyzed using 5 grams of sample. The laboratory extraction log indicated that the sample was "Black Dirt" and noted as a "bad sample" on this logbook page. The minimal sample volume elevated the laboratory reporting limit. Benzo(g,h,i)perylene (1210 ug/kg), Chrysene (1370 ug/kg), bis(2-Ethylhexyl) phthalate (2910 ug/kg), Indeno(1,2,3-cd)pyrene (958 ug/kg) and Pyrene(3020 ug/kg)were detected in this sample. A number of unknown TIC analytes (230500 ug/kg) were detected in this sample analysis. The Internal Standards Chrysene-12 and Perylene-d12 exceeded QC criteria in the initial analysis. All internal standard area counts met QC criteria in the reanalysis. The reanalysis of the sample, using an additional five (5) time dilution, confirmed the matrix interference, the 'hump" was reduced. Sample data was reported from the initial analysis. All target analytes associated with Chrysene-d12 and Perylene-d12 have been qualified "UJ/J" estimated in accordance with the validation guidelines.

DATA USABILITY SUMMARY REPORT (DUSR)
AK ALLEN SITE

11. COMPOUND IDENTIFICATION (cont'd)

Base Neutral Semivolatile Organic Analyses

Sample SB-3 (36-40") was initially analyzed without dilution however, matrix interference was observed in the chromatogram in the form of a "hump". Target analytes were not detected in this analysis. A number of unknown TIC compounds were detected in this sample (26010 ug/kg). The area counts of the internal standards Phenanthrene-d10 and Perylene-d12 exceeded QC criteria. The sample was reanalyzed using a 1:5 dilution. This reduced the matrix interference (hump) and all internal standard area counts met QC criteria. Sample data was reported from the initial analysis. All target analytes associated with Phenathrene-d10 and Perylene-d12 have been qualified "UJ/J" estimated in accordance with the validation guidelines.

Sample SB-3A (24-28") was initially analyzed without dilution however, matrix interference was observed in the chromatogram in the form of a "hump". The laboratory extraction log indicated that the sample was "Black Dirt" on this logbook page. Acenaphthylene (34.4 J ug/kg), Anthracene (408 ug/kg), Benzo(a)anthracene (307 ug/kg), Benzo(a)pyrene (716 ug/kg), Benzo(b)fluoranthene (478 ug/kg), Benzo(g,h,i)perylene (360 ug/kg), Benzo(k)fluoranthene (159 ug/kg), Carbazole (177 ug/kg), Chrysene (750 ug/kg), Dibenzofuran (32.9 J ug/kg), Fluoranthene (160 ug/kg), Fluorene (44.6 J ug/kg), 2-Methylnaphthalene (59.9 J ug/kg), Naphthalene (29.1 J ug/kg), Phenanthrene (221 ug/kg) and Pyrene (551 ug/kg) were detected in this sample. A number of unknown TIC analytes (11540 ug/kg) were detected in this sample analysis. The area counts of the internal standards Perylene-d12 exceeded QC criteria. The sample was reanalyzed using a 1:5 dilution. Comparable analyte data was reported in the dilution analysis. The 1:5 dilution did reduced the matrix interference (hump) and all internal standard area counts met QC criteria. Sample data was reported from the initial analysis. All target analytes associated with the internal standardPerylene-d12 have been qualified "UJ/J" estimated in accordance with the validation guidelines.

Sample SB-4 (24-28') was analyzed using 5 grams of sample. The laboratory extraction log indicated that the sample was "Black Dirt" and noted as a "bad sample" on this logbook page. The minimal sample volume elevated the laboratory reporting limit. Benzo(g,h,i)perylene (939 ug/kg), bis(2-Ethylhexyl) phthalate (2320 ug/kg), Fluoranthene (704 ug/kg), and Pyrene(2230 ug/kg)were detected in this sample. A number of unknown TIC analytes (728000 ug/kg) were detected in this sample analysis. The Internal Standards Phenanthrene-d10, Chrysene-12 and Perylene-d12 exceeded QC criteria in the initial analysis. All internal standard area counts met QC criteria in the reanalysis. The reanalysis of the sample, using an additional five (5) time dilution, confirmed the matrix interference, the 'hump" was reduced. Sample data was reported from the initial analysis. All target analytes associated with Phenanthrene-d10, Chrysene-d12 and Perylene-d12 have been qualified "UJ/J" estimated in accordance with the validation guidelines.

Sample SB-36 (0-12") was extracted on July 7, 2003. The Internal Standard Perylene-d12 exceeded QC criteria in the initial analysis. All internal standard area counts confirmed matrix interference in the reanalysis. All target analytes associated with Perylene-d12 have been qualified "UJ/J" estimated in accordance with the validation guidelines.

DATA USABILITY SUMMARY REPORT (DUSR)
AK ALLEN SITE

11. COMPOUND IDENTIFICATION (cont'd)

Polychlorinated Biphenyl Analyses

Samples were prepared and analyzed in accordance with the method cited. All samples were initially analyzed without dilution except where noted below. All of the sample extracts were Alumina cleaned prior to sample analysis in order to reduce any matrix interference. Soil sample data results are reported on a dry weight basis.

Sample SB-2 (24-28") due to the concentration of Aroclor 1254 detected the sample was reanalyzed at a 1:10 dilution. Aroclor was detected at a concentration of 41500 ug/kg in the 1:10 dilution analysis. A review of the results from both the primary and secondary column indicate good precision. Tetrachloro-m-xylene exceeded QC limits in the initial sample analysis due to the high concentration of the target analyte detected. All surrogate recoveries met QC criteria in the 1:10 analysis.

Sample SB-3 (24-28") extracted with less sample due to the oily nature of the sample. The extraction log indicated that less sample volume was utilized. This elevated the detection limit that was to be reported. Any additional dilutions further raised the reporting limit of the sample. The sample was initially analyzed without additional dilution, however, due to the concentration of Aroclor 1254 detected the sample was reanalyzed at a 1:20 dilution. Aroclor was detected at a concentration of 91700 ug/kg in the 1:20 dilution analysis. A review of the results from both the primary and secondary column indicate good precision.

Sample SB-3 (36-40") was initially analyzed without dilution, however, due to the concentration of Aroclor 1254 detected the sample was reanalyzed at a 1:20 dilution. Aroclor was detected at a concentration of 10300 ug/kg in the 1:20 dilution analysis. A review of the results from both the primary and secondary column indicate good precision.

Sample SB-3A (24-28") was initially analyzed without dilution, however, due to the concentration of Aroclor 1254 detected the sample was reanalyzed at a 1:10 dilution. Aroclor was detected at a concentration of 4250 ug/kg in the 1:10 dilution analysis. A review of the results from both the primary and secondary column indicate good precision.

Sample SB-4 (24-28") extracted with less sample due to the oily nature of the sample. The extraction log indicated that less sample volume was utilized. This elevated the detection limit that was to be reported. Any additional dilutions further raised the reporting limit of the sample. The sample was initially analyzed without additional dilution, however, however, due to the concentration of Aroclor 1254 detected the sample was reanalyzed at a 1:10 dilution. Aroclor was detected at a concentration of 63300 ug/kg in the 1:10 dilution analysis. A review of the results from both the primary and secondary column indicate good precision.

Sample SB-36 (0-12") was prepared with less sample due to the oily nature of the sample. The extraction log indicated that less sample volume was utilized. This elevated the detection limit that was to be reported. Target analytes were not reported for this sample point.

12. OVERALL ASSESSMENT:

Analytical QC criteria was met for these analyses. The data reported agrees with the raw data provided in the final report. The laboratory provided a complete data package and reported all data using acceptable protocols and laboratory qualifiers as defined in the report package. All soil sample data was reported on a dry weight basis.

The data provided for this data set is acceptable for use, with the noted data qualifiers.

NYS DEC Data Usability Summary Report

DATA VALIDATION FOR:	**RCRA Metals**
SITE:	**AK Allen** **Mineola, NY**
CONTRACT LAB:	**Accutest Laboratories** **Dayton, New Jersey**
REVIEWER:	**Renee Cohen**
DATE REVIEW COMPLETED:	**January, 2004**
MATRIX:	**Non-Aqueous, Aqueous**

This data assessment is for nine (9) soil samples and one (1) Field Blank sample collected June 30, 2003 and July 1, 2003. The validated samples are summarized in Table 1 of this report. All of the samples were collected and shipped to Accutest Laboratories, located in Dayton, New Jersey. The validated samples were received at the laboratory on July 2, 2003. The COC indicated which samples were to be analyzed for Metals. A copy of the COC documents associated with the data set is located in Appendix C of this report. These samples were analyzed for organic target analytes, the data review associated with the organic analyses is located in the Organic Data Usability Report (DUSR).

The data evaluation was performed according to the guidelines noted in the "National Functional Guidelines for Inorganic Data Review, February 1994 and the NYSDEC ASP. A Data Usability Summary Report (DUSR) has been prepared in accordance with the guidelines of the New York State Division of Environmental Remediation.

Several factors should be noted for all persons using this data. Persons using this data should be aware that no result is guaranteed to be accurate even if it has passed all QC tests. The main purpose of this review is to appropriately qualify outliers and to determine whether the results presented meet the specific site/project criteria for data quality and data use.

Table 1 of this report contains a cross reference between the Field Sample ID's and the Laboratory Sample ID's.

Appendix A of this Data Usability Summary Report (DUSR) contains a summary of the data qualifiers that may be used in the report. Appendix B contains the qualified data result pages. Appendix C contains the Chain of Custody (COC) documents associated with this data set.

DATA USABILITY SUMMARY REPORT (DUSR)
AK ALLEN SITE

1. OVERVIEW

Samples associated with this site were collected June 30, 2003 and July 1, 2003 and shipped to Accutest Laboratories, Inc. The samples were received at the laboratory on July 2, 2003. A total of twenty-seven (27) soil samples, one (1) Field Blank and one (1) Trip Blank sample were collected during this sampling event. The nine (9) soil samples and the Field Blank sample was reviewed. A list of the reviewed samples is located in Table 1 of this report.

2. HOLDING TIME

The amount of an analyte in a sample can change with time due to chemical instability, degradation, volatilization, etc. If the specified holding time is exceeded, the data may not be valid. Metals with the exception of Mercury, are required to be digested and analyzed within 180 days of Verified Time of Sample Receipt (VTSR). Mercury samples are to be digested and analyzed within 26 days of VTSR.

All sample analyses associated with Project ID: N42697 were prepared/digested and analyzed within the proper holding time.

3. CALIBRATION ANALYSIS

Inductively Coupled Plasma (ICP) was utilized for these analyses. The ICP was calibrated using a single point standard as required by the manufacturer. An initial calibration verification (ICV) standard was then analyzed to verify instrument calibration. The validated samples in this data set were analyzed in three (3) analytical sequences. These sequences were analyzed on July 9, 2003, July 10, 2003 and July 11, 2003. Recoveries of all ICV standards associated with each analytical sequence met QC criteria. One continuing calibration verification (CCV) standard was then analyzed after each ten (10) field samples. All CCV percent recoveries met QC criteria in each of the analytical sequences. All QC criteria were met in each of the ICV and CCV standards associated with these sequences.

Analysis for Cold Vapor Mercury is calibrated using multi point standards and calculating the correlation coefficient of the curve. One of the calibrations standards must be analyzed at the CRDL. The analytical sequences associated with the validated samples in this data set were performed July 8, 2003 and July 9, 2003. The initial calibration of the instrument met QC criteria on each day of analysis. Continuing calibration standard analysis was performed using a mid point standard and calculating the concentration of the standard in terms of recovery from the initial calibration curve. All continuing calibration analyses associated with the validated samples in this data set met QC criteria.

4. CRDL STANDARD

The CRDL standard is used for the verification of instrument linearity near the CRDL. The CRDL standard control limits are 80%-120% recovery. If the CRDL standard falls outside of the control limits, associated data less than or equal to the 10X the CRDL are qualified estimated (J or UJ) or rejected (R) depending on the recovery of the CRDL standard and the concentration of the analyte in the sample. If the recovery of the CRDL standard is greater than 120% and the result is above the reporting limit the data results were qualified "K" biased high. If the recovery of the CRDL standard is greater than 120% and the result is reported ND, the data results are acceptable and no qualification is applied.

The ICP CRDL standards associated with the soil sequence analyzed July 9, 2003 met QC criteria with the exception of Arsenic (129%) and Selenium (129%). This CRDL standard does not bracket the validated samples or QC samples in this data set, therefore sample data was not qualified. All other CRDL standards associated with these validated samples met QC criteria.

5. INTERFERENCE CHECK STANDARD

The Interference Check Standard (ICS) is used to verify the laboratory interelement and background correction factors of the ICP. Two solutions comprise the ICS A and ICS AB. Solution A consists of the interferent metals while solution AB is the group of target analytes and the interferents metals. An ICS analysis consists of analyzing both solutions consecutively for all wavelengths used for each analyte reported by ICP.

The ICSA and ICSAB recoveries associated with each of the ICP analytical sequences met QC criteria.

6. MATRIX SPIKE/MATRIX SPIKE DUPLICATE (MS/MSD) ANALYSIS

The spike sample analysis provides information about the effect of the sample matrix upon the digestion and measurement methodology. The spike control limits are 75%-125% when the sample concentration is less than four (4) times the spike added. If the matrix spike recoveries fall in the range of 30%-74%, the sample results are may be biased low and are qualified as estimated (J or UJ). If the matrix spike recoveries fall in the range of 126%-200%, sample results may be biased high. Positive results are qualified estimated (J). If the spike recovery is greater than 125% and the reported sample results are less than the IDL the data point is acceptable for use. If the matrix spike recovery is greater than 200%, the associated sample data are unusable and are rejected (R). If matrix spike results are less than 30%, the associated non-detect results are qualified unusable and rejected (R), and the results reported above the IDL are qualified estimated (J).

ICP MS/MSD analysis was performed on soil sample EP-39. All Percent Recoveries in the MS sample met QC criteria. The recovery of Chromium was slightly higher in the MSD (125.9%) sample. Chromium was detected in all of the validated soil samples. Chromium has been qualified "J" estimated in the soil samples in this data set. All RPD's in the soil MS/MSD sample set met QC criteria for sample EP-39.

Qualified data result pages are located in Appendix B of this report.

ICP MS/MSD for the aqueous Field Blank sample was batch QC. Data was not qualified based batch QC recoveries and RPD's.

Blank spike sample analysis was prepared with each digestion batch. The blank spike was fortified with all analytes of interest. All spike recoveries met QC criteria in each of the blank spike samples.

The validated samples were prepared for CVAA Mercury analysis in two (2) batches. Batch QC was utilized for the sample prepared on July 2, 2003. Data was not qualified based on the recoveries in Batch QC samples. Sample EP-40 was utilized for the MS/MSD analysis in the batch prepared on July 8, 2003. All recoveries and Relative Percent Differences met QC criteria.

Blank spike sample analysis was also prepared with each digestion batch. The blank spike was fortified with Mercury. The Mercury recovery met QC criteria in each of the blank spike samples.

7. POST DIGESTION SPIKE ANALYSIS

The post digestion spike sample analysis provides additional information about the effect of the sample matrix upon the digestion and measurement methodology. The post digestion spike is performed for each analyte that the pre-digestion spike recovery falls outside the 75-125% control limit.

Accutest Laboratories utilized the MS and Duplicate analyses for data reporting. Post digestion spike analysis was not performed. Data was not qualified based on this anamoly.

8. DUPLICATE SAMPLE ANALYSIS

The laboratory duplicate sample analysis is used to evaluate the laboratory precision of the method for each analyte. If the duplicate sample analysis results for a particular analyte fall outside the control windows of 20% RPD or +/- CRDL, whichever is appropriate depending upon the concentration of the sample, the associated sample results are qualified "J" estimated.

Accutest Laboratories did not perform sample duplicate analysis, however, matrix spike analysis was performed in duplicate. The Relative Percent Difference (RPD) of the MS and MSD analysis was reviewed. All soil RPD results met QC criteria in each of the digestion batches associated with this data set for both ICP and CVAA Mercury analyses.

9. ICP SERIAL DILUTION

The serial dilution analysis indicates whether significant physical or chemical interference's exist due to the sample matrix. If the concentration of any analyte in the original sample is greater than 50 times the instrument detection limit (IDL), an analysis of a 5-fold dilution samples must yield results which have a percent difference (%D) of less than or equal to 10 with the original sample results. If the %D of the serial dilution exceeds the 10% (and is not greater than 100%) for a particular analyte, all the associated sample results are qualified estimated (J).

Soil sample EP-39 was utilized for the serial dilution analysis. All serial dilution results met QC criteria in this soil sample analysis. Batch QC was utilized for the aqueous batch serial dilution analysis. All serial dilution results met QC criteria in this batch QC sample analysis as well.

10. BLANKS

Blank analyses are assessed to determine the existence and magnitude of contamination problems. The criteria for the evaluation of blanks applies to all blanks, including but not limited to reagent blanks, method blanks and field blanks. The responsibility for action in the case of an unsuitable blank result depends upon the circumstances and the origin of the blank itself. If the problem with any blank exists, then all associated data must be carefully evaluated to determine whether there is inherent variability in the data for that case, or the problem is an isolated occurrence not affecting other data.

ICP Metals – The samples in this data set was prepared in one (1) batch on July 7, 2003 for soil samples. The aqueous sample was prepared in one (1) batch on July 6, 2003. Target analytes were not detected in either method blank sample.

Mercury Analyses – The validated samples in this data set was prepared in two (2) batches on July 8, 2003 (soil) and July 9, 2003 (aqueous). Each of the method blank samples was free from contamination of Mercury.

All continuing calibration blanks associated with the analytical sequences met QC with the exception of Cadmium in CCB1 in the ICP sequence analyzed July 9, 2003. The RSD between readings was higher than QC limits. All soil samples that reported Cadmium were reanalyzed in the ICP sequence July 10, 2003. All CCB criteria was met in this analytical sequence. Cadmium in the effected samples was reported from the sequence analyzed July 10, 2003.

11. LABORATORY CONTROL SAMPLE ANALYSIS (LCS)

The laboratory control sample (LCS) analysis provides information about the efficiency of the laboratory digestion procedure. If the recovery of any analyte is outside the established control limits, then laboratory performance and method accuracy are in question. Professional judgment is used to determine of data should be qualified or rejected.

Accutest Laboratories prepared and analyzed an LCS sample with each of the soil digestion batches associated with this data set. Commercial percent recoveries were used for the review of soil LCS data. All soil LCS recoveries met QC limits in each of the ICP and Mercury digestion batches associated with this data set.

12. INSTRUMENT QC DATA

The laboratory is required by the method to perform specific instrument verification tests on a specific timeframe. Based on a review of the QC summary forms included in the data report, Accutest Laboratories performed the required studies specified by the method.

13. SYSTEM PERFORMANCE AND OVERALL ASSESSMENT

This data set included the review of analysis of nine (9) soil and one (1) Field Blank sample. The RCRA list of metals was reported for each soil sample. The Field Blank sample reported the Target Analyte List (TAL) of Compounds. All sample data was reported in accordance with the cited method. All RCRA metals results were reported without additional dilution. Soil sample results are reported on a dry weight basis. The data associated with this data set is acceptable for use with the noted data qualifiers. Data qualifiers have been applied to this data set based on the guidelines in the cited EPA documents. A description of the qualifiers and decision for them is detailed in the above report.

TABLE 1

2815 COVERED BRIDGE ROAD, MERRICK, NEW YORK 11566
(516) 223-9761 • FAX (516) 223-0983

Premier Environmental Services.

CLIENT SAMPLE ID	LABORATORY SAMPLE ID
EP-38	N42697-1
EP-39	N42697-3
SB-2 (24-28')	N42697-19
SB-3 (24-28')	N42697-20
SB-3 (36-40')	N42697-21
SB-3A (24-28')	N42697-22
SB-4 (24-28')	N42697-23
FD-1(E) U	N42697-24
FD-1(S) U	N42697-25
SB-36 (0-12")	N42697-26
SB-37 (0-12")	N42697-27
FB-7/1	N42697-28
TB-7/1	N42697-29

2815 COVERED BRIDGE ROAD, MERRICK, NEW YORK 11566
(516) 223-9761 • FAX (516) 223-0983

APPENDIX A

2815 COVERED BRIDGE ROAD, MERRICK, NEW YORK 11566
(516) 223-9761 • FAX (516) 223-0983

DATA QUALIFIER DEFINITIONS

U - The analyte was analyzed for, but was not detected above the reported sample quantitation limit.

J - The analyte was positively identified; the associated numerical value is the approximate concentration of the analyte in the sample.

N - The analysis indicates the presence of an analyte for which there is presumptive evidence to make a "tentative identification."

NJ - The analysis indicates the presence of an analyte that has been "tentatively identiifed" and the associated numerical value represents its approximate concentration.

UJ - The analyte was not detected above the reported sample quantitation limit. However, the reported quantitation limit is approximate and may or may not represent the actual limit of quantitation necessary to accurately and precisely measure the analyte in the sample.

R - The sample results are unreliable/unuseable. The presence or absence of the analyte cannot be verified.

K – The analyte is present. The reported value may be biased high. The actual value is expected to be lower than reported.

L - The analyte is present. The reported value may be biased low. The actual value is expected to be higher than reported.

UL – The analyte was not detected, and the reported quantitation limit is probably higher than reported.

2815 COVERED BRIDGE ROAD, MERRICK, NEW YORK 11566
(516) 223-9761 • FAX (516) 223-0983

APPENDIX B

2815 COVERED BRIDGE ROAD, MERRICK, NEW YORK 11566
(516) 223-9761 • FAX (516) 223-0983

Accutest Laboratories

Report of Analysis

Client Sample ID:	EP-38		
Lab Sample ID:	N42697-1	**Date Sampled:**	07/01/03
Matrix:	SO - Soil	**Date Received:**	07/02/03
Method:	SW846 8260B	**Percent Solids:**	96.5
Project:	AK Allen, 255 East 2nd Street, Mineola, NY		

	File ID	DF	Analyzed	By	Prep Date	Prep Batch	Analytical Batch
Run #1	G60879.D	1	07/03/03	SJM	n/a	n/a	VG3302
Run #2							

	Initial Weight
Run #1	4.7 g
Run #2	

VOA TCL List

CAS No.	Compound	Result	RL	MDL	Units	Q
67-64-1	Acetone	ND	11	7.7	ug/kg	
71-43-2	Benzene	ND	1.1	0.23	ug/kg	
75-27-4	Bromodichloromethane	ND	5.5	0.36	ug/kg	
75-25-2	Bromoform	ND	5.5	0.67	ug/kg	
74-83-9	Bromomethane	ND	5.5	0.87	ug/kg	
78-93-3	2-Butanone (MEK)	ND	11	4.0	ug/kg	
75-15-0	Carbon disulfide	ND	5.5	1.9	ug/kg	
56-23-5	Carbon tetrachloride	ND UJ	5.5	1.2	ug/kg	
108-90-7	Chlorobenzene	ND	5.5	1.1	ug/kg	
75-00-3	Chloroethane	ND	5.5	1.4	ug/kg	
67-66-3	Chloroform	ND	5.5	0.46	ug/kg	
74-87-3	Chloromethane	ND	5.5	0.69	ug/kg	
124-48-1	Dibromochloromethane	ND	5.5	0.29	ug/kg	
75-34-3	1,1-Dichloroethane	ND	5.5	0.36	ug/kg	
107-06-2	1,2-Dichloroethane	ND	5.5	0.63	ug/kg	
75-35-4	1,1-Dichloroethene	ND	5.5	0.44	ug/kg	
156-59-2	cis-1,2-Dichloroethene	ND	5.5	0.37	ug/kg	
156-60-5	trans-1,2-Dichloroethene	ND	5.5	0.37	ug/kg	
78-87-5	1,2-Dichloropropane	ND	5.5	0.85	ug/kg	
10061-01-5	cis-1,3-Dichloropropene	ND	5.5	0.31	ug/kg	
10061-02-6	trans-1,3-Dichloropropene	ND	5.5	0.22	ug/kg	
100-41-4	Ethylbenzene	ND	1.1	0.15	ug/kg	
591-78-6	2-Hexanone	ND	5.5	0.75	ug/kg	
108-10-1	4-Methyl-2-pentanone(MIBK)	ND	5.5	1.3	ug/kg	
75-09-2	Methylene chloride	ND	5.5	0.55	ug/kg	
100-42-5	Styrene	ND	5.5	1.1	ug/kg	
79-34-5	1,1,2,2-Tetrachloroethane	ND	5.5	0.47	ug/kg	
127-18-4	Tetrachloroethene	ND	5.5	0.25	ug/kg	
108-88-3	Toluene	ND	1.1	0.75	ug/kg	
71-55-6	1,1,1-Trichloroethane	ND	5.5	0.33	ug/kg	
79-00-5	1,1,2-Trichloroethane	ND	5.5	0.43	ug/kg	
79-01-6	Trichloroethene	ND	5.5	0.24	ug/kg	

ND = Not detected MDL - Method Detection Limit
RL = Reporting Limit
E = Indicates value exceeds calibration range

J = Indicates an estimated value
B = Indicates analyte found in associated method blank
N = Indicates presumptive evidence of a compound

Report of Analysis

Client Sample ID:	EP-38		
Lab Sample ID:	N42697-1	**Date Sampled:**	07/01/03
Matrix:	SO - Soil	**Date Received:**	07/02/03
Method:	SW846 8260B	**Percent Solids:**	96.5
Project:	AK Allen, 255 East 2nd Street, Mineola, NY		

VOA TCL List

CAS No.	Compound	Result	RL	MDL	Units	Q
95-63-6	**1,2,4-Trimethylbenzene**	ND	5.5	0.30	ug/kg	
108-67-8	**1,3,5-Trimethylbenzene**	ND	5.5	0.31	ug/kg	
75-01-4	Vinyl chloride	ND	5.5	0.45	ug/kg	
1330-20-7	Xylene (total)	ND	2.2	0.49	ug/kg	

CAS No.	Surrogate Recoveries	Run# 1	Run# 2	Limits
1868-53-7	Dibromofluoromethane	79%		71-117%
17060-07-0	1,2-Dichloroethane-D4	65%		62-124%
2037-26-5	Toluene-D8	87%		78-115%
460-00-4	4-Bromofluorobenzene	101%		73-127%

CAS No.	Tentatively Identified Compounds	R.T.	Est. Conc.	Units	Q
124-38-9	Carbon dioxide	2.74	~~200~~ U	ug/kg	~~JNB~~
	Total TIC, Volatile		0	ug/kg	

ND = Not detected MDL - Method Detection Limit
RL = Reporting Limit
E = Indicates value exceeds calibration range

J = Indicates an estimated value
B = Indicates analyte found in associated method blank
N = Indicates presumptive evidence of a compound

Accutest Laboratories

Report of Analysis

Client Sample ID:	EP-39		
Lab Sample ID:	N42697-3	**Date Sampled:**	07/01/03
Matrix:	SO - Soil	**Date Received:**	07/02/03
Method:	SW846 8260B	**Percent Solids:**	76.7
Project:	AK Allen, 255 East 2nd Street, Mineola, NY		

	File ID	DF	Analyzed	By	Prep Date	Prep Batch	Analytical Batch
Run #1	G60876.D	1	07/03/03	SJM	n/a	n/a	VG3302
Run #2							

	Initial Weight
Run #1	4.8 g
Run #2	

VOA TCL List

CAS No.	Compound	Result	RL	MDL	Units	Q
67-64-1	Acetone	ND	14	9.5	ug/kg	
71-43-2	Benzene	ND	1.4	0.28	ug/kg	
75-27-4	Bromodichloromethane	ND	6.8	0.44	ug/kg	
75-25-2	Bromoform	ND	6.8	0.83	ug/kg	
74-83-9	Bromomethane	ND	6.8	1.1	ug/kg	
78-93-3	2-Butanone (MEK)	ND	14	5.0	ug/kg	
75-15-0	Carbon disulfide	ND	6.8	2.3	ug/kg	
56-23-5	Carbon tetrachloride	ND UJ	6.8	1.5	ug/kg	
108-90-7	Chlorobenzene	ND	6.8	1.4	ug/kg	
75-00-3	Chloroethane	ND	6.8	1.8	ug/kg	
67-66-3	Chloroform	ND	6.8	0.56	ug/kg	
74-87-3	Chloromethane	ND	6.8	0.85	ug/kg	
124-48-1	Dibromochloromethane	ND	6.8	0.36	ug/kg	
75-34-3	1,1-Dichloroethane	ND	6.8	0.44	ug/kg	
107-06-2	1,2-Dichloroethane	ND	6.8	0.77	ug/kg	
75-35-4	1,1-Dichloroethene	ND	6.8	0.55	ug/kg	
156-59-2	cis-1,2-Dichloroethene	ND	6.8	0.46	ug/kg	
156-60-5	trans-1,2-Dichloroethene	ND	6.8	0.46	ug/kg	
78-87-5	1,2-Dichloropropane	ND	6.8	1.0	ug/kg	
10061-01-5	cis-1,3-Dichloropropene	ND	6.8	0.39	ug/kg	
10061-02-6	trans-1,3-Dichloropropene	ND	6.8	0.28	ug/kg	
100-41-4	Ethylbenzene	ND	1.4	0.18	ug/kg	
591-78-6	2-Hexanone	ND	6.8	0.93	ug/kg	
108-10-1	4-Methyl-2-pentanone(MIBK)	ND	6.8	1.6	ug/kg	
75-09-2	Methylene chloride	ND	6.8	0.67	ug/kg	
100-42-5	Styrene	ND	6.8	1.3	ug/kg	
79-34-5	1,1,2,2-Tetrachloroethane	ND	6.8	0.57	ug/kg	
127-18-4	Tetrachloroethene	18.9	6.8	0.30	ug/kg	
108-88-3	Toluene	ND	1.4	0.93	ug/kg	
71-55-6	1,1,1-Trichloroethane	ND	6.8	0.40	ug/kg	
79-00-5	1,1,2-Trichloroethane	ND	6.8	0.53	ug/kg	
79-01-6	Trichloroethene	ND	6.8	0.29	ug/kg	

ND = Not detected MDL - Method Detection Limit
RL = Reporting Limit
E = Indicates value exceeds calibration range

J = Indicates an estimated value
B = Indicates analyte found in associated method blank
N = Indicates presumptive evidence of a compound

Report of Analysis

Client Sample ID:	EP-39		
Lab Sample ID:	N42697-3	**Date Sampled:**	07/01/03
Matrix:	SO - Soil	**Date Received:**	07/02/03
Method:	SW846 8260B	**Percent Solids:**	76.7
Project:	AK Allen, 255 East 2nd Street, Mineola, NY		

VOA TCL List

CAS No.	Compound	Result	RL	MDL	Units	Q
95-63-6	**1,2,4-Trimethylbenzene**	ND	6.8	0.37	ug/kg	
108-67-8	**1,3,5-Trimethylbenzene**	ND	6.8	0.39	ug/kg	
75-01-4	Vinyl chloride	ND	6.8	0.55	ug/kg	
1330-20-7	Xylene (total)	ND	2.7	0.61	ug/kg	

CAS No.	Surrogate Recoveries	Run# 1	Run# 2	Limits
1868-53-7	Dibromofluoromethane	82%		71-117%
17060-07-0	1,2-Dichloroethane-D4	69%		62-124%
2037-26-5	Toluene-D8	87%		78-115%
460-00-4	4-Bromofluorobenzene	102%		73-127%

CAS No.	Tentatively Identified Compounds	R.T.	Est. Conc.	Units	Q
124-38-9	Carbon dioxide	2.82	~~420~~ U	ug/kg	~~JNB~~
	Total TIC, Volatile		0	ug/kg	

ND = Not detected MDL - Method Detection Limit
RL = Reporting Limit
E = Indicates value exceeds calibration range

J = Indicates an estimated value
B = Indicates analyte found in associated method blank
N = Indicates presumptive evidence of a compound

Accutest Laboratories

Report of Analysis

Client Sample ID:	SB-2 (24-28")		
Lab Sample ID:	N42697-19	**Date Sampled:**	06/30/03
Matrix:	SO - Soil	**Date Received:**	07/02/03
Method:	SW846 8260B	**Percent Solids:**	75.8
Project:	AK Allen, 255 East 2nd Street, Mineola, NY		

	File ID	DF	Analyzed	By	Prep Date	Prep Batch	Analytical Batch
Run #1	G60887.D	1	07/03/03	SJM	n/a	n/a	VG3302
Run #2	S49907.D	1	07/08/03	KNV	n/a	n/a	VS1758
Run #3	S49981.D	1	07/10/03	KNV	n/a	n/a	VS1761

	Initial Weight	Final Volume	Methanol Aliquot
Run #1	4.1 g		
Run #2	5.1 g	5.0 ml	100 ul
Run #3	5.1 g	5.0 ml	10.0 ul

VOA TCL List

CAS No.	Compound	Result	RL	MDL	Units	Q
67-64-1	Acetone	ND	16	11	ug/kg	
71-43-2	Benzene	2.2	1.6	0.33	ug/kg	
75-27-4	Bromodichloromethane	ND	8.0	0.53	ug/kg	
75-25-2	Bromoform	ND	8.0	0.98	ug/kg	
74-83-9	Bromomethane	ND	8.0	1.3	ug/kg	
78-93-3	2-Butanone (MEK)	ND	16	5.9	ug/kg	
75-15-0	Carbon disulfide	ND	8.0	2.7	ug/kg	
56-23-5	Carbon tetrachloride	ND U J	8.0	1.8	ug/kg	
108-90-7	Chlorobenzene	ND	8.0	1.6	ug/kg	
75-00-3	Chloroethane	ND	8.0	2.1	ug/kg	
67-66-3	Chloroform	12.5	8.0	0.67	ug/kg	
74-87-3	Chloromethane	ND	8.0	1.0	ug/kg	
124-48-1	Dibromochloromethane	ND	8.0	0.43	ug/kg	
75-34-3	1,1-Dichloroethane	2750 [a]	320	21	ug/kg	
107-06-2	1,2-Dichloroethane	56.2	8.0	0.92	ug/kg	
75-35-4	1,1-Dichloroethene	94.4 [a]	320	26	ug/kg	J
156-59-2	cis-1,2-Dichloroethene	332	8.0	0.54	ug/kg	
156-60-5	trans-1,2-Dichloroethene	19.2	8.0	0.54	ug/kg	
78-87-5	1,2-Dichloropropane	ND	8.0	1.2	ug/kg	
10061-01-5	cis-1,3-Dichloropropene	ND	8.0	0.46	ug/kg	
10061-02-6	trans-1,3-Dichloropropene	ND	8.0	0.33	ug/kg	
100-41-4	Ethylbenzene	ND	1.6	0.22	ug/kg	
591-78-6	2-Hexanone	ND	8.0	1.1	ug/kg	
108-10-1	4-Methyl-2-pentanone(MIBK)	ND	8.0	1.9	ug/kg	
75-09-2	Methylene chloride	54.4	8.0	0.80	ug/kg	
100-42-5	Styrene	ND	8.0	1.6	ug/kg	
79-34-5	1,1,2,2-Tetrachloroethane	ND	8.0	0.68	ug/kg	
127-18-4	Tetrachloroethene	88400 [b]	3200	140	ug/kg	
108-88-3	Toluene	17.9	1.6	1.1	ug/kg	
71-55-6	1,1,1-Trichloroethane	54800 [b]	3200	190	ug/kg	

ND = Not detected MDL - Method Detection Limit
RL = Reporting Limit
E = Indicates value exceeds calibration range

J = Indicates an estimated value
B = Indicates analyte found in associated method blank
N = Indicates presumptive evidence of a compound

Report of Analysis

Client Sample ID:	SB-2 (24-28")		
Lab Sample ID:	N42697-19	**Date Sampled:**	06/30/03
Matrix:	SO - Soil	**Date Received:**	07/02/03
Method:	SW846 8260B	**Percent Solids:**	75.8
Project:	AK Allen, 255 East 2nd Street, Mineola, NY		

VOA TCL List

CAS No.	Compound	Result	RL	MDL	Units	Q
79-00-5	1,1,2-Trichloroethane	144	8.0	0.62	ug/kg	
79-01-6	Trichloroethene	12800 [a]	320	14	ug/kg	
95-63-6	**1,2,4-Trimethylbenzene**	ND	8.0	0.44	ug/kg	
108-67-8	**1,3,5-Trimethylbenzene**	ND	8.0	0.46	ug/kg	
75-01-4	Vinyl chloride	ND	8.0	0.66	ug/kg	
1330-20-7	Xylene (total)	ND	3.2	0.72	ug/kg	

CAS No.	Surrogate Recoveries	Run# 1	Run# 2	Run# 3	Limits
1868-53-7	Dibromofluoromethane	80%	91%	92%	71-117%
17060-07-0	1,2-Dichloroethane-D4	71%	91%	92%	62-124%
2037-26-5	Toluene-D8	85%	101%	101%	78-115%
460-00-4	4-Bromofluorobenzene	114%	116%	97%	73-127%

CAS No.	Tentatively Identified Compounds	R.T.	Est. Conc.	Units	Q
124-38-9	Carbon dioxide	2.76	~~500~~ U	ug/kg	~~JNB~~
	unknown	13.75	160	ug/kg	J
	cycloalkane/alkene	18.16	80	ug/kg	J
	alkane	18.53	51	ug/kg	J
	alkane	18.78	99	ug/kg	J
	alkane	19.10	95	ug/kg	J
	alkene	19.42	170	ug/kg	J
	cycloalkane/alkene	20.26	64	ug/kg	J
	alkane	20.95	80	ug/kg	J
	alkane	24.84	58	ug/kg	J
	alkane	25.74	53	ug/kg	J
	Total TIC, Volatile		910	ug/kg	J

(a) Result is from Run# 2
(b) Result is from Run# 3

ND = Not detected MDL - Method Detection Limit
RL = Reporting Limit
E = Indicates value exceeds calibration range

J = Indicates an estimated value
B = Indicates analyte found in associated method blank
N = Indicates presumptive evidence of a compound

Accutest Laboratories

Report of Analysis

Client Sample ID:	SB-3 (24-28")		
Lab Sample ID:	N42697-20	**Date Sampled:**	06/30/03
Matrix:	SO - Soil	**Date Received:**	07/02/03
Method:	SW846 8260B	**Percent Solids:**	81.0
Project:	AK Allen, 255 East 2nd Street, Mineola, NY		

	File ID	DF	Analyzed	By	Prep Date	Prep Batch	Analytical Batch
Run #1	G60888.D	1	07/03/03	SJM	n/a	n/a	VG3302
Run #2	S49982.D	1	07/10/03	KNV	n/a	n/a	VS1761

	Initial Weight	Final Volume	Methanol Aliquot
Run #1	4.1 g		
Run #2	5.1 g	5.0 ml	20.0 ul

VOA TCL List

CAS No.	Compound	Result	RL	MDL	Units	Q
67-64-1	Acetone	ND	15	10	ug/kg	
71-43-2	Benzene	ND	1.5	0.31	ug/kg	
75-27-4	Bromodichloromethane	ND	7.5	0.49	ug/kg	
75-25-2	Bromoform	ND	7.5	0.92	ug/kg	
74-83-9	Bromomethane	ND	7.5	1.2	ug/kg	
78-93-3	2-Butanone (MEK)	ND	15	5.5	ug/kg	
75-15-0	Carbon disulfide	ND	7.5	2.6	ug/kg	
56-23-5	Carbon tetrachloride	ND UJ	7.5	1.6	ug/kg	
108-90-7	Chlorobenzene	ND	7.5	1.5	ug/kg	
75-00-3	Chloroethane	ND	7.5	2.0	ug/kg	
67-66-3	Chloroform	3.7	7.5	0.63	ug/kg	J
74-87-3	Chloromethane	ND	7.5	0.95	ug/kg	
124-48-1	Dibromochloromethane	ND	7.5	0.40	ug/kg	
75-34-3	1,1-Dichloroethane	422	7.5	0.49	ug/kg	
107-06-2	1,2-Dichloroethane	22.3	7.5	0.86	ug/kg	
75-35-4	1,1-Dichloroethene	104	7.5	0.61	ug/kg	
156-59-2	cis-1,2-Dichloroethene	25.8	7.5	0.51	ug/kg	
156-60-5	trans-1,2-Dichloroethene	5.9	7.5	0.51	ug/kg	J
78-87-5	1,2-Dichloropropane	ND	7.5	1.2	ug/kg	
10061-01-5	cis-1,3-Dichloropropene	ND	7.5	0.43	ug/kg	
10061-02-6	trans-1,3-Dichloropropene	ND	7.5	0.31	ug/kg	
100-41-4	Ethylbenzene	ND	1.5	0.20	ug/kg	
591-78-6	2-Hexanone	ND	7.5	1.0	ug/kg	
108-10-1	4-Methyl-2-pentanone(MIBK)	ND	7.5	1.8	ug/kg	
75-09-2	Methylene chloride	99.0	7.5	0.75	ug/kg	
100-42-5	Styrene	ND	7.5	1.5	ug/kg	
79-34-5	1,1,2,2-Tetrachloroethane	ND UJ	7.5	0.64	ug/kg	
127-18-4	Tetrachloroethene	41800 [a]	1500	68	ug/kg	
108-88-3	Toluene	ND	1.5	1.0	ug/kg	
71-55-6	1,1,1-Trichloroethane	27700 [a]	1500	90	ug/kg	
79-00-5	1,1,2-Trichloroethane	18.5	7.5	0.58	ug/kg	
79-01-6	Trichloroethene	19100 [a]	1500	65	ug/kg	

ND = Not detected MDL - Method Detection Limit
RL = Reporting Limit
E = Indicates value exceeds calibration range

J = Indicates an estimated value
B = Indicates analyte found in associated method blank
N = Indicates presumptive evidence of a compound

Report of Analysis

Client Sample ID:	SB-3 (24-28")		
Lab Sample ID:	N42697-20	**Date Sampled:**	06/30/03
Matrix:	SO - Soil	**Date Received:**	07/02/03
Method:	SW846 8260B	**Percent Solids:**	81.0
Project:	AK Allen, 255 East 2nd Street, Mineola, NY		

VOA TCL List

CAS No.	Compound	Result	RL	MDL	Units	Q
95-63-6	**1,2,4-Trimethylbenzene**	ND U J	7.5	0.41	ug/kg	
108-67-8	**1,3,5-Trimethylbenzene**	ND U J	7.5	0.43	ug/kg	
75-01-4	Vinyl chloride	ND	7.5	0.61	ug/kg	
1330-20-7	Xylene (total)	ND	3.0	0.67	ug/kg	

CAS No.	Surrogate Recoveries	Run# 1	Run# 2	Limits
1868-53-7	Dibromofluoromethane	77%	91%	71-117%
17060-07-0	1,2-Dichloroethane-D4	62%	90%	62-124%
2037-26-5	Toluene-D8	81%	100%	78-115%
460-00-4	4-Bromofluorobenzene	225% [b]	96%	73-127%

CAS No.	Tentatively Identified Compounds	R.T.	Est. Conc.	Units	Q
124-38-9	Carbon dioxide	2.82	~~910~~ U	ug/kg	~~JNB~~
	unknown	13.75	83	ug/kg	J
	cycloalkane/alkene	14.51	53	ug/kg	J
	cycloalkane/alkene	17.85	38	ug/kg	J
	cycloalkane/alkene	18.16	75	ug/kg	J
	cycloalkane/alkene	18.81	53	ug/kg	J
	alkane	19.09	100	ug/kg	J
	alkene	19.43	91	ug/kg	J
	cycloalkane/alkene	20.25	54	ug/kg	J
	Naphthalene decahydro	23.12	75	ug/kg	J
	alkane	25.73	31	ug/kg	J
	Total TIC, Volatile		653	ug/kg	J

(a) Result is from Run# 2
(b) Outside control limits due to matrix interference.

ND = Not detected MDL - Method Detection Limit
RL = Reporting Limit
E = Indicates value exceeds calibration range

J = Indicates an estimated value
B = Indicates analyte found in associated method blank
N = Indicates presumptive evidence of a compound

Accutest Laboratories

Report of Analysis

Client Sample ID:	SB-3 (36-40")		
Lab Sample ID:	N42697-21	**Date Sampled:**	06/30/03
Matrix:	SO - Soil	**Date Received:**	07/02/03
Method:	SW846 8260B	**Percent Solids:**	95.7
Project:	AK Allen, 255 East 2nd Street, Mineola, NY		

	File ID	DF	Analyzed	By	Prep Date	Prep Batch	Analytical Batch
Run #1	G60884.D	1	07/03/03	SJM	n/a	n/a	VG3302
Run #2	G61023.D	1	07/10/03	SJM	n/a	n/a	VG3305

	Initial Weight
Run #1	5.2 g
Run #2	1.2 g

VOA TCL List

CAS No.	Compound	Result	RL	MDL	Units	Q
67-64-1	Acetone	ND	10	7.0	ug/kg	
71-43-2	Benzene	ND	1.0	0.21	ug/kg	
75-27-4	Bromodichloromethane	ND	5.0	0.33	ug/kg	
75-25-2	Bromoform	ND	5.0	0.61	ug/kg	
74-83-9	Bromomethane	ND	5.0	0.79	ug/kg	
78-93-3	2-Butanone (MEK)	ND	10	3.7	ug/kg	
75-15-0	Carbon disulfide	ND	5.0	1.7	ug/kg	
56-23-5	Carbon tetrachloride	ND UJ	5.0	1.1	ug/kg	
108-90-7	Chlorobenzene	ND	5.0	1.0	ug/kg	
75-00-3	Chloroethane	ND	5.0	1.3	ug/kg	
67-66-3	Chloroform	ND	5.0	0.42	ug/kg	
74-87-3	Chloromethane	ND	5.0	0.63	ug/kg	
124-48-1	Dibromochloromethane	ND	5.0	0.27	ug/kg	
75-34-3	1,1-Dichloroethane	ND	5.0	0.32	ug/kg	
107-06-2	1,2-Dichloroethane	ND	5.0	0.57	ug/kg	
75-35-4	1,1-Dichloroethene	ND	5.0	0.40	ug/kg	
156-59-2	cis-1,2-Dichloroethene	ND	5.0	0.34	ug/kg	
156-60-5	trans-1,2-Dichloroethene	ND	5.0	0.34	ug/kg	
78-87-5	1,2-Dichloropropane	ND	5.0	0.77	ug/kg	
10061-01-5	cis-1,3-Dichloropropene	ND	5.0	0.29	ug/kg	
10061-02-6	trans-1,3-Dichloropropene	ND	5.0	0.20	ug/kg	
100-41-4	Ethylbenzene	ND	1.0	0.14	ug/kg	
591-78-6	2-Hexanone	ND	5.0	0.69	ug/kg	
108-10-1	4-Methyl-2-pentanone(MIBK)	ND	5.0	1.2	ug/kg	
75-09-2	Methylene chloride	ND	5.0	0.50	ug/kg	
100-42-5	Styrene	ND	5.0	0.97	ug/kg	
79-34-5	1,1,2,2-Tetrachloroethane	ND	5.0	0.43	ug/kg	
127-18-4	Tetrachloroethene	424 [a]	22	0.98	ug/kg	
108-88-3	Toluene	ND	1.0	0.69	ug/kg	
71-55-6	1,1,1-Trichloroethane	56.9	5.0	0.30	ug/kg	
79-00-5	1,1,2-Trichloroethane	ND	5.0	0.39	ug/kg	
79-01-6	Trichloroethene	17.9	5.0	0.22	ug/kg	

ND = Not detected MDL - Method Detection Limit
RL = Reporting Limit
E = Indicates value exceeds calibration range

J = Indicates an estimated value
B = Indicates analyte found in associated method blank
N = Indicates presumptive evidence of a compound

Accutest Laboratories

Report of Analysis

Client Sample ID:	SB-3 (36-40")		
Lab Sample ID:	N42697-21	**Date Sampled:**	06/30/03
Matrix:	SO - Soil	**Date Received:**	07/02/03
Method:	SW846 8260B	**Percent Solids:**	95.7
Project:	AK Allen, 255 East 2nd Street, Mineola, NY		

VOA TCL List

CAS No.	Compound	Result	RL	MDL	Units	Q
95-63-6	**1,2,4-Trimethylbenzene**	ND	5.0	0.27	ug/kg	
108-67-8	**1,3,5-Trimethylbenzene**	ND	5.0	0.29	ug/kg	
75-01-4	Vinyl chloride	ND	5.0	0.41	ug/kg	
1330-20-7	Xylene (total)	ND	2.0	0.45	ug/kg	

CAS No.	Surrogate Recoveries	Run# 1	Run# 2	Limits
1868-53-7	Dibromofluoromethane	80%	80%	71-117%
17060-07-0	1,2-Dichloroethane-D4	68%	70%	62-124%
2037-26-5	Toluene-D8	86%	87%	78-115%
460-00-4	4-Bromofluorobenzene	112%	99%	73-127%

CAS No.	Tentatively Identified Compounds	R.T.	Est. Conc.	Units	Q
124-38-9	Carbon dioxide	2.73	~~260~~ U	ug/kg	~~JND~~
	unknown	22.01	130	ug/kg	J
	alkane	22.98	8.7	ug/kg	J
	cycloalkane/alkene	23.52	14	ug/kg	J
	cycloalkane/alkene	23.77	8.1	ug/kg	J
	unknown	24.47	48	ug/kg	J
	unknown	25.72	27	ug/kg	J
	unknown	28.09	17	ug/kg	J
	Total TIC, Volatile		252.8	ug/kg	J

(a) Result is from Run# 2

ND = Not detected MDL - Method Detection Limit
RL = Reporting Limit
E = Indicates value exceeds calibration range

J = Indicates an estimated value
B = Indicates analyte found in associated method blank
N = Indicates presumptive evidence of a compound

Accutest Laboratories

Report of Analysis

Client Sample ID:	SB-3A (24-28")		
Lab Sample ID:	N42697-22	**Date Sampled:**	06/30/03
Matrix:	SO - Soil	**Date Received:**	07/02/03
Method:	SW846 8260B	**Percent Solids:**	81.4
Project:	AK Allen, 255 East 2nd Street, Mineola, NY		

	File ID	DF	Analyzed	By	Prep Date	Prep Batch	Analytical Batch
Run #1	G60885.D	1	07/03/03	SJM	n/a	n/a	VG3302
Run #2	G61024.D	1	07/10/03	SJM	n/a	n/a	VG3305

	Initial Weight
Run #1	4.5 g
Run #2	1.1 g

VOA TCL List

CAS No.	Compound	Result	RL	MDL	Units	Q
67-64-1	Acetone	ND	14	9.5	ug/kg	
71-43-2	Benzene	ND	1.4	0.28	ug/kg	
75-27-4	Bromodichloromethane	ND	6.8	0.45	ug/kg	
75-25-2	Bromoform	ND	6.8	0.83	ug/kg	
74-83-9	Bromomethane	ND	6.8	1.1	ug/kg	
78-93-3	2-Butanone (MEK)	ND	14	5.0	ug/kg	
75-15-0	Carbon disulfide	ND	6.8	2.3	ug/kg	
56-23-5	Carbon tetrachloride	ND UJ	6.8	1.5	ug/kg	
108-90-7	Chlorobenzene	ND	6.8	1.4	ug/kg	
75-00-3	Chloroethane	ND	6.8	1.8	ug/kg	
67-66-3	Chloroform	ND	6.8	0.57	ug/kg	
74-87-3	Chloromethane	ND	6.8	0.86	ug/kg	
124-48-1	Dibromochloromethane	ND	6.8	0.36	ug/kg	
75-34-3	1,1-Dichloroethane	55.2	6.8	0.44	ug/kg	
107-06-2	1,2-Dichloroethane	6.1	6.8	0.78	ug/kg	J
75-35-4	1,1-Dichloroethene	4.2	6.8	0.55	ug/kg	J
156-59-2	cis-1,2-Dichloroethene	19.0	6.8	0.46	ug/kg	
156-60-5	trans-1,2-Dichloroethene	5.5	6.8	0.46	ug/kg	J
78-87-5	1,2-Dichloropropane	ND	6.8	1.1	ug/kg	
10061-01-5	cis-1,3-Dichloropropene	ND	6.8	0.39	ug/kg	
10061-02-6	trans-1,3-Dichloropropene	ND	6.8	0.28	ug/kg	
100-41-4	Ethylbenzene	ND	1.4	0.18	ug/kg	
591-78-6	2-Hexanone	ND	6.8	0.93	ug/kg	
108-10-1	4-Methyl-2-pentanone(MIBK)	ND	6.8	1.6	ug/kg	
75-09-2	Methylene chloride	ND	6.8	0.68	ug/kg	
100-42-5	Styrene	ND	6.8	1.3	ug/kg	
79-34-5	1,1,2,2-Tetrachloroethane	ND UJ	6.8	0.58	ug/kg	
127-18-4	Tetrachloroethene	678 [a]	28	1.3	ug/kg	
108-88-3	Toluene	ND	1.4	0.93	ug/kg	
71-55-6	1,1,1-Trichloroethane	186	6.8	0.41	ug/kg	
79-00-5	1,1,2-Trichloroethane	6.1	6.8	0.53	ug/kg	J
79-01-6	Trichloroethene	539	6.8	0.29	ug/kg	

ND = Not detected MDL - Method Detection Limit
RL = Reporting Limit
E = Indicates value exceeds calibration range

J = Indicates an estimated value
B = Indicates analyte found in associated method blank
N = Indicates presumptive evidence of a compound

Report of Analysis

Client Sample ID:	SB-3A (24-28")		
Lab Sample ID:	N42697-22	**Date Sampled:**	06/30/03
Matrix:	SO - Soil	**Date Received:**	07/02/03
Method:	SW846 8260B	**Percent Solids:**	81.4
Project:	AK Allen, 255 East 2nd Street, Mineola, NY		

VOA TCL List

CAS No.	Compound	Result	RL	MDL	Units	Q
95-63-6	**1,2,4-Trimethylbenzene**	ND U J	6.8	0.37	ug/kg	
108-67-8	**1,3,5-Trimethylbenzene**	ND U J	6.8	0.39	ug/kg	
75-01-4	Vinyl chloride	ND	6.8	0.56	ug/kg	
1330-20-7	Xylene (total)	ND	2.7	0.61	ug/kg	

CAS No.	Surrogate Recoveries	Run# 1	Run# 2	Limits
1868-53-7	Dibromofluoromethane	85%	81%	71-117%
17060-07-0	1,2-Dichloroethane-D4	70%	69%	62-124%
2037-26-5	Toluene-D8	85%	89%	78-115%
460-00-4	4-Bromofluorobenzene	135%	99%	73-127%

CAS No.	Tentatively Identified Compounds	R.T.	Est. Conc.	Units	Q
124-38-9	Carbon dioxide	2.81	~~570~~ U	ug/kg	~~JNB~~
	unknown	22.02	58	ug/kg	J
	Total TIC, Volatile		58	ug/kg	J

(a) Result is from Run# 2

ND = Not detected MDL - Method Detection Limit
RL = Reporting Limit
E = Indicates value exceeds calibration range

J = Indicates an estimated value
B = Indicates analyte found in associated method blank
N = Indicates presumptive evidence of a compound

Accutest Laboratories

Report of Analysis

Client Sample ID:	SB-4 (24-28")		
Lab Sample ID:	N42697-23	**Date Sampled:**	06/30/03
Matrix:	SO - Soil	**Date Received:**	07/02/03
Method:	SW846 8260B	**Percent Solids:**	81.9
Project:	AK Allen, 255 East 2nd Street, Mineola, NY		

	File ID	DF	Analyzed	By	Prep Date	Prep Batch	Analytical Batch
Run #1	G60886.D	1	07/03/03	SJM	n/a	n/a	VG3302
Run #2	S49983.D	1	07/10/03	KNV	n/a	n/a	VS1761

	Initial Weight	Final Volume	Methanol Aliquot
Run #1	4.6 g		
Run #2	5.1 g	5.0 ml	20.0 ul

VOA TCL List

CAS No.	Compound	Result	RL	MDL	Units	Q
67-64-1	Acetone	ND	13	9.3	ug/kg	
71-43-2	Benzene	ND	1.3	0.27	ug/kg	
75-27-4	Bromodichloromethane	ND	6.6	0.43	ug/kg	
75-25-2	Bromoform	ND	6.6	0.81	ug/kg	
74-83-9	Bromomethane	ND	6.6	1.0	ug/kg	
78-93-3	2-Butanone (MEK)	ND	13	4.9	ug/kg	
75-15-0	Carbon disulfide	ND	6.6	2.3	ug/kg	
56-23-5	Carbon tetrachloride	ND U J	6.6	1.4	ug/kg	
108-90-7	Chlorobenzene	ND	6.6	1.3	ug/kg	
75-00-3	Chloroethane	ND	6.6	1.7	ug/kg	
67-66-3	Chloroform	7.5	6.6	0.55	ug/kg	
74-87-3	Chloromethane	ND	6.6	0.83	ug/kg	
124-48-1	Dibromochloromethane	ND	6.6	0.35	ug/kg	
75-34-3	1,1-Dichloroethane	6240 [a]	1500	97	ug/kg	
107-06-2	1,2-Dichloroethane	37.4	6.6	0.76	ug/kg	
75-35-4	1,1-Dichloroethene	242	6.6	0.53	ug/kg	
156-59-2	cis-1,2-Dichloroethene	21.3	6.6	0.45	ug/kg	
156-60-5	trans-1,2-Dichloroethene	4.9	6.6	0.45	ug/kg	J
78-87-5	1,2-Dichloropropane	ND	6.6	1.0	ug/kg	
10061-01-5	cis-1,3-Dichloropropene	ND	6.6	0.38	ug/kg	
10061-02-6	trans-1,3-Dichloropropene	ND	6.6	0.27	ug/kg	
100-41-4	Ethylbenzene	ND	1.3	0.18	ug/kg	
591-78-6	2-Hexanone	ND	6.6	0.91	ug/kg	
108-10-1	4-Methyl-2-pentanone(MIBK)	ND	6.6	1.6	ug/kg	
75-09-2	Methylene chloride	23.2	6.6	0.66	ug/kg	
100-42-5	Styrene	ND	6.6	1.3	ug/kg	
79-34-5	1,1,2,2-Tetrachloroethane	ND U J	6.6	0.56	ug/kg	
127-18-4	Tetrachloroethene	36400 [a]	1500	67	ug/kg	
108-88-3	Toluene	3.2	1.3	0.91	ug/kg	
71-55-6	1,1,1-Trichloroethane	31400 [a]	1500	89	ug/kg	
79-00-5	1,1,2-Trichloroethane	73.4	6.6	0.51	ug/kg	
79-01-6	Trichloroethene	30300 [a]	1500	65	ug/kg	

398

ND = Not detected MDL - Method Detection Limit
RL = Reporting Limit
E = Indicates value exceeds calibration range

J = Indicates an estimated value
B = Indicates analyte found in associated method blank
N = Indicates presumptive evidence of a compound

Accutest Laboratories

Report of Analysis

Client Sample ID:	SB-4 (24-28")		
Lab Sample ID:	N42697-23	**Date Sampled:**	06/30/03
Matrix:	SO - Soil	**Date Received:**	07/02/03
Method:	SW846 8260B	**Percent Solids:**	81.9
Project:	AK Allen, 255 East 2nd Street, Mineola, NY		

VOA TCL List

CAS No.	Compound	Result	RL	MDL	Units	Q
95-63-6	**1,2,4-Trimethylbenzene**	ND U J	6.6	0.36	ug/kg	
108-67-8	**1,3,5-Trimethylbenzene**	ND U J	6.6	0.38	ug/kg	
75-01-4	Vinyl chloride	ND	6.6	0.54	ug/kg	
1330-20-7	Xylene (total)	ND	2.7	0.59	ug/kg	

CAS No.	Surrogate Recoveries	Run# 1	Run# 2	Limits
1868-53-7	Dibromofluoromethane	81%	91%	71-117%
17060-07-0	1,2-Dichloroethane-D4	74%	93%	62-124%
2037-26-5	Toluene-D8	82%	99%	78-115%
460-00-4	4-Bromofluorobenzene	252% [b]	97%	73-127%

CAS No.	Tentatively Identified Compounds	R.T.	Est. Conc.	Units	Q
124-38-9	Carbon dioxide	2.79	~~610~~ U	ug/kg	~~JNB~~
	unknown	13.75	34	ug/kg	J
	unknown	17.13	20	ug/kg	J
	cycloalkane/alkene	18.78	16	ug/kg	J
	alkane	19.07	44	ug/kg	J
	unknown	19.42	41	ug/kg	J
	cycloalkane/alkene	20.24	35	ug/kg	J
	unknown	22.02	170	ug/kg	J
	unknown	22.42	66	ug/kg	J
	unknown	24.48	190	ug/kg	J
	unknown	26.37	83	ug/kg	J
	Total TIC, Volatile		699	ug/kg	J

(a) Result is from Run# 2
(b) Outside control limits due to matrix interference.

399

ND = Not detected MDL - Method Detection Limit
RL = Reporting Limit
E = Indicates value exceeds calibration range

J = Indicates an estimated value
B = Indicates analyte found in associated method blank
N = Indicates presumptive evidence of a compound

Accutest Laboratories

Report of Analysis

Client Sample ID:	SB-36 (0-12")		
Lab Sample ID:	N42697-26	**Date Sampled:**	06/30/03
Matrix:	SO - Soil	**Date Received:**	07/02/03
Method:	SW846 8260B	**Percent Solids:**	76.8
Project:	AK Allen, 255 East 2nd Street, Mineola, NY		

	File ID	DF	Analyzed	By	Prep Date	Prep Batch	Analytical Batch
Run #1	G61001.D	1	07/09/03	SJM	n/a	n/a	VG3304
Run #2							

	Initial Weight
Run #1	4.4 g
Run #2	

VOA TCL List

CAS No.	Compound	Result	RL	MDL	Units	Q
67-64-1	Acetone	ND UJ	15	10	ug/kg	
71-43-2	Benzene	ND	1.5	0.30	ug/kg	
75-27-4	Bromodichloromethane	ND	7.4	0.48	ug/kg	
75-25-2	Bromoform	ND	7.4	0.90	ug/kg	
74-83-9	Bromomethane	ND	7.4	1.2	ug/kg	
78-93-3	2-Butanone (MEK)	ND	15	5.4	ug/kg	
75-15-0	Carbon disulfide	ND	7.4	2.5	ug/kg	
56-23-5	Carbon tetrachloride	ND	7.4	1.6	ug/kg	
108-90-7	Chlorobenzene	ND	7.4	1.5	ug/kg	
75-00-3	Chloroethane	ND	7.4	1.9	ug/kg	
67-66-3	Chloroform	ND	7.4	0.62	ug/kg	
74-87-3	Chloromethane	ND	7.4	0.93	ug/kg	
124-48-1	Dibromochloromethane	ND	7.4	0.39	ug/kg	
75-34-3	1,1-Dichloroethane	ND	7.4	0.48	ug/kg	
107-06-2	1,2-Dichloroethane	ND	7.4	0.84	ug/kg	
75-35-4	1,1-Dichloroethene	ND	7.4	0.59	ug/kg	
156-59-2	cis-1,2-Dichloroethene	ND	7.4	0.50	ug/kg	
156-60-5	trans-1,2-Dichloroethene	ND	7.4	0.50	ug/kg	
78-87-5	1,2-Dichloropropane	ND	7.4	1.1	ug/kg	
10061-01-5	cis-1,3-Dichloropropene	ND	7.4	0.42	ug/kg	
10061-02-6	trans-1,3-Dichloropropene	ND	7.4	0.30	ug/kg	
100-41-4	Ethylbenzene	ND	1.5	0.20	ug/kg	
591-78-6	2-Hexanone	ND	7.4	1.0	ug/kg	
108-10-1	4-Methyl-2-pentanone(MIBK)	ND	7.4	1.7	ug/kg	
75-09-2	Methylene chloride	ND	7.4	0.73	ug/kg	
100-42-5	Styrene	ND	7.4	1.4	ug/kg	
79-34-5	1,1,2,2-Tetrachloroethane	ND	7.4	0.63	ug/kg	
127-18-4	Tetrachloroethene	ND	7.4	0.33	ug/kg	
108-88-3	Toluene	ND	1.5	1.0	ug/kg	
71-55-6	1,1,1-Trichloroethane	4.4	7.4	0.44	ug/kg	J
79-00-5	1,1,2-Trichloroethane	ND	7.4	0.57	ug/kg	
79-01-6	Trichloroethene	ND	7.4	0.32	ug/kg	

123

ND = Not detected MDL - Method Detection Limit
RL = Reporting Limit
E = Indicates value exceeds calibration range

J = Indicates an estimated value
B = Indicates analyte found in associated method blank
N = Indicates presumptive evidence of a compound

Report of Analysis

Client Sample ID:	SB-36 (0-12")		
Lab Sample ID:	N42697-26	**Date Sampled:**	06/30/03
Matrix:	SO - Soil	**Date Received:**	07/02/03
Method:	SW846 8260B	**Percent Solids:**	76.8
Project:	AK Allen, 255 East 2nd Street, Mineola, NY		

VOA TCL List

CAS No.	Compound	Result	RL	MDL	Units	Q
95-63-6	**1,2,4-Trimethylbenzene**	ND	7.4	0.40	ug/kg	
108-67-8	**1,3,5-Trimethylbenzene**	ND	7.4	0.42	ug/kg	
75-01-4	Vinyl chloride	ND	7.4	0.60	ug/kg	
1330-20-7	Xylene (total)	ND	3.0	0.66	ug/kg	

CAS No.	Surrogate Recoveries	Run# 1	Run# 2	Limits
1868-53-7	Dibromofluoromethane	83%		71-117%
17060-07-0	1,2-Dichloroethane-D4	76%		62-124%
2037-26-5	Toluene-D8	87%		78-115%
460-00-4	4-Bromofluorobenzene	113%		73-127%

CAS No.	Tentatively Identified Compounds	R.T.	Est. Conc.	Units	Q
124-38-9	Carbon dioxide	2.83	~~150~~ U	ug/kg ~~JNB~~	U
	Total TIC, Volatile		0	ug/kg	

124

ND = Not detected MDL - Method Detection Limit
RL = Reporting Limit
E = Indicates value exceeds calibration range

J = Indicates an estimated value
B = Indicates analyte found in associated method blank
N = Indicates presumptive evidence of a compound

Accutest Laboratories

Report of Analysis

Client Sample ID:	SB-37 (0-12")		
Lab Sample ID:	N42697-27	**Date Sampled:**	06/30/03
Matrix:	SO - Soil	**Date Received:**	07/02/03
Method:	SW846 8260B	**Percent Solids:**	84.8
Project:	AK Allen, 255 East 2nd Street, Mineola, NY		

	File ID	DF	Analyzed	By	Prep Date	Prep Batch	Analytical Batch
Run #1	G61002.D	1	07/09/03	SJM	n/a	n/a	VG3304
Run #2							

	Initial Weight
Run #1	4.2 g
Run #2	

VOA TCL List

CAS No.	Compound	Result	RL	MDL	Units	Q
67-64-1	Acetone	ND UJ	14	9.8	ug/kg	
71-43-2	Benzene	ND	1.4	0.29	ug/kg	
75-27-4	Bromodichloromethane	ND	7.0	0.46	ug/kg	
75-25-2	Bromoform	ND	7.0	0.85	ug/kg	
74-83-9	Bromomethane	ND	7.0	1.1	ug/kg	
78-93-3	2-Butanone (MEK)	ND	14	5.2	ug/kg	
75-15-0	Carbon disulfide	ND	7.0	2.4	ug/kg	
56-23-5	Carbon tetrachloride	ND	7.0	1.5	ug/kg	
108-90-7	Chlorobenzene	ND	7.0	1.4	ug/kg	
75-00-3	Chloroethane	ND	7.0	1.8	ug/kg	
67-66-3	Chloroform	ND	7.0	0.58	ug/kg	
74-87-3	Chloromethane	ND	7.0	0.88	ug/kg	
124-48-1	Dibromochloromethane	ND	7.0	0.37	ug/kg	
75-34-3	1,1-Dichloroethane	ND	7.0	0.45	ug/kg	
107-06-2	1,2-Dichloroethane	ND	7.0	0.80	ug/kg	
75-35-4	1,1-Dichloroethene	ND	7.0	0.56	ug/kg	
156-59-2	cis-1,2-Dichloroethene	ND	7.0	0.47	ug/kg	
156-60-5	trans-1,2-Dichloroethene	ND	7.0	0.47	ug/kg	
78-87-5	1,2-Dichloropropane	ND	7.0	1.1	ug/kg	
10061-01-5	cis-1,3-Dichloropropene	ND	7.0	0.40	ug/kg	
10061-02-6	trans-1,3-Dichloropropene	ND	7.0	0.29	ug/kg	
100-41-4	Ethylbenzene	ND	1.4	0.19	ug/kg	
591-78-6	2-Hexanone	ND	7.0	0.96	ug/kg	
108-10-1	4-Methyl-2-pentanone(MIBK)	ND	7.0	1.7	ug/kg	
75-09-2	Methylene chloride	ND	7.0	0.69	ug/kg	
100-42-5	Styrene	ND	7.0	1.4	ug/kg	
79-34-5	1,1,2,2-Tetrachloroethane	ND	7.0	0.59	ug/kg	
127-18-4	Tetrachloroethene	ND	7.0	0.31	ug/kg	
108-88-3	Toluene	ND	1.4	0.96	ug/kg	
71-55-6	1,1,1-Trichloroethane	ND	7.0	0.42	ug/kg	
79-00-5	1,1,2-Trichloroethane	ND	7.0	0.54	ug/kg	
79-01-6	Trichloroethene	ND	7.0	0.30	ug/kg	

ND = Not detected MDL - Method Detection Limit
RL = Reporting Limit
E = Indicates value exceeds calibration range

J = Indicates an estimated value
B = Indicates analyte found in associated method blank
N = Indicates presumptive evidence of a compound

Report of Analysis

Client Sample ID:	SB-37 (0-12")		
Lab Sample ID:	N42697-27	**Date Sampled:**	06/30/03
Matrix:	SO - Soil	**Date Received:**	07/02/03
Method:	SW846 8260B	**Percent Solids:**	84.8
Project:	AK Allen, 255 East 2nd Street, Mineola, NY		

VOA TCL List

CAS No.	Compound	Result	RL	MDL	Units	Q
95-63-6	**1,2,4-Trimethylbenzene**	ND	7.0	0.38	ug/kg	
108-67-8	**1,3,5-Trimethylbenzene**	ND	7.0	0.40	ug/kg	
75-01-4	Vinyl chloride	ND	7.0	0.57	ug/kg	
1330-20-7	Xylene (total)	ND	2.8	0.63	ug/kg	

CAS No.	Surrogate Recoveries	Run# 1	Run# 2	Limits
1868-53-7	Dibromofluoromethane	82%		71-117%
17060-07-0	1,2-Dichloroethane-D4	71%		62-124%
2037-26-5	Toluene-D8	89%		78-115%
460-00-4	4-Bromofluorobenzene	101%		73-127%

CAS No.	Tentatively Identified Compounds	R.T.	Est. Conc.	Units	Q
124-38-9	Carbon dioxide	2.73	~~76~~ U	ug/kg	~~JNB~~ U
	Total TIC, Volatile		0	ug/kg	

ND = Not detected MDL - Method Detection Limit
RL = Reporting Limit
E = Indicates value exceeds calibration range

J = Indicates an estimated value
B = Indicates analyte found in associated method blank
N = Indicates presumptive evidence of a compound

Accutest Laboratories

Report of Analysis

Client Sample ID:	FB-7/1		
Lab Sample ID:	N42697-28	**Date Sampled:**	07/01/03
Matrix:	AQ - Field Blank Soil	**Date Received:**	07/02/03
Method:	SW846 8260B	**Percent Solids:**	n/a
Project:	AK Allen, 255 East 2nd Street, Mineola, NY		

	File ID	DF	Analyzed	By	Prep Date	Prep Batch	Analytical Batch
Run #1	X8895.D	1	07/07/03	DTM	n/a	n/a	VX342
Run #2							

	Purge Volume
Run #1	5.0 ml
Run #2	

VOA TCL List

CAS No.	Compound	Result	RL	MDL	Units	Q
67-64-1	Acetone	ND	10	3.0	ug/l	
71-43-2	Benzene	ND	1.0	0.21	ug/l	
75-27-4	Bromodichloromethane	ND	1.0	0.29	ug/l	
75-25-2	Bromoform	ND	4.0	0.23	ug/l	
74-83-9	Bromomethane	ND	2.0	0.74	ug/l	
78-93-3	2-Butanone (MEK)	ND UJ	10	2.7	ug/l	
75-15-0	Carbon disulfide	ND	2.0	0.33	ug/l	
56-23-5	Carbon tetrachloride	ND	1.0	0.38	ug/l	
108-90-7	Chlorobenzene	ND	1.0	0.24	ug/l	
75-00-3	Chloroethane	ND	1.0	0.93	ug/l	
67-66-3	Chloroform	ND	1.0	0.35	ug/l	
74-87-3	Chloromethane	ND	1.0	0.37	ug/l	
124-48-1	Dibromochloromethane	ND	1.0	0.25	ug/l	
75-34-3	1,1-Dichloroethane	ND	1.0	0.29	ug/l	
107-06-2	1,2-Dichloroethane	ND	1.0	0.31	ug/l	
75-35-4	1,1-Dichloroethene	ND	1.0	0.30	ug/l	
156-59-2	cis-1,2-Dichloroethene	ND	1.0	0.22	ug/l	
156-60-5	trans-1,2-Dichloroethene	ND	1.0	0.36	ug/l	
78-87-5	1,2-Dichloropropane	ND	1.0	0.62	ug/l	
10061-01-5	cis-1,3-Dichloropropene	ND	1.0	0.16	ug/l	
10061-02-6	trans-1,3-Dichloropropene	ND	1.0	0.14	ug/l	
100-41-4	Ethylbenzene	ND	1.0	0.23	ug/l	
591-78-6	2-Hexanone	ND	5.0	1.1	ug/l	
108-10-1	4-Methyl-2-pentanone(MIBK)	ND	5.0	0.71	ug/l	
75-09-2	Methylene chloride	ND	2.0	0.41	ug/l	
100-42-5	Styrene	ND	5.0	0.29	ug/l	
79-34-5	1,1,2,2-Tetrachloroethane	ND	1.0	0.33	ug/l	
127-18-4	Tetrachloroethene	ND	1.0	0.70	ug/l	
108-88-3	Toluene	ND	1.0	0.25	ug/l	
71-55-6	1,1,1-Trichloroethane	ND	1.0	0.38	ug/l	
79-00-5	1,1,2-Trichloroethane	ND	1.0	0.35	ug/l	
79-01-6	Trichloroethene	ND	1.0	0.28	ug/l	

451

ND = Not detected MDL - Method Detection Limit
RL = Reporting Limit
E = Indicates value exceeds calibration range

J = Indicates an estimated value
B = Indicates analyte found in associated method blank
N = Indicates presumptive evidence of a compound

Report of Analysis

Client Sample ID:	FB-7/1		
Lab Sample ID:	N42697-28	**Date Sampled:**	07/01/03
Matrix:	AQ - Field Blank Soil	**Date Received:**	07/02/03
Method:	SW846 8260B	**Percent Solids:**	n/a
Project:	AK Allen, 255 East 2nd Street, Mineola, NY		

VOA TCL List

CAS No.	Compound	Result	RL	MDL	Units	Q
95-63-6	**1,2,4-Trimethylbenzene**	ND	5.0	0.17	ug/l	
108-67-8	**1,3,5-Trimethylbenzene**	ND	5.0	0.18	ug/l	
75-01-4	Vinyl chloride	ND	1.0	0.47	ug/l	
1330-20-7	Xylene (total)	ND	1.0	0.20	ug/l	

CAS No.	Surrogate Recoveries	Run# 1	Run# 2	Limits
1868-53-7	Dibromofluoromethane	105%		81-120%
17060-07-0	1,2-Dichloroethane-D4	102%		68-130%
2037-26-5	Toluene-D8	104%		83-116%
460-00-4	4-Bromofluorobenzene	103%		83-119%

CAS No.	Tentatively Identified Compounds	R.T.	Est. Conc.	Units	Q
	Total TIC, Volatile		0	ug/l	

ND = Not detected MDL - Method Detection Limit
RL = Reporting Limit
E = Indicates value exceeds calibration range

J = Indicates an estimated value
B = Indicates analyte found in associated method blank
N = Indicates presumptive evidence of a compound

Accutest Laboratories

Report of Analysis

Client Sample ID:	TB-7/1		
Lab Sample ID:	N42697-29	**Date Sampled:**	07/01/03
Matrix:	AQ - Trip Blank Soil	**Date Received:**	07/02/03
Method:	SW846 8260B	**Percent Solids:**	n/a
Project:	AK Allen, 255 East 2nd Street, Mineola, NY		

	File ID	DF	Analyzed	By	Prep Date	Prep Batch	Analytical Batch
Run #1	X8896.D	1	07/07/03	DTM	n/a	n/a	VX342
Run #2							

	Purge Volume
Run #1	5.0 ml
Run #2	

VOA TCL List

CAS No.	Compound	Result	RL	MDL	Units	Q
67-64-1	Acetone	ND	10	3.0	ug/l	
71-43-2	Benzene	ND	1.0	0.21	ug/l	
75-27-4	Bromodichloromethane	ND	1.0	0.29	ug/l	
75-25-2	Bromoform	ND	4.0	0.23	ug/l	
74-83-9	Bromomethane	ND	2.0	0.74	ug/l	
78-93-3	2-Butanone (MEK)	ND UJ	10	2.7	ug/l	
75-15-0	Carbon disulfide	ND	2.0	0.33	ug/l	
56-23-5	Carbon tetrachloride	ND	1.0	0.38	ug/l	
108-90-7	Chlorobenzene	ND	1.0	0.24	ug/l	
75-00-3	Chloroethane	ND	1.0	0.93	ug/l	
67-66-3	Chloroform	ND	1.0	0.35	ug/l	
74-87-3	Chloromethane	ND	1.0	0.37	ug/l	
124-48-1	Dibromochloromethane	ND	1.0	0.25	ug/l	
75-34-3	1,1-Dichloroethane	ND	1.0	0.29	ug/l	
107-06-2	1,2-Dichloroethane	ND	1.0	0.31	ug/l	
75-35-4	1,1-Dichloroethene	ND	1.0	0.30	ug/l	
156-59-2	cis-1,2-Dichloroethene	ND	1.0	0.22	ug/l	
156-60-5	trans-1,2-Dichloroethene	ND	1.0	0.36	ug/l	
78-87-5	1,2-Dichloropropane	ND	1.0	0.62	ug/l	
10061-01-5	cis-1,3-Dichloropropene	ND	1.0	0.16	ug/l	
10061-02-6	trans-1,3-Dichloropropene	ND	1.0	0.14	ug/l	
100-41-4	Ethylbenzene	ND	1.0	0.23	ug/l	
591-78-6	2-Hexanone	ND	5.0	1.1	ug/l	
108-10-1	4-Methyl-2-pentanone(MIBK)	ND	5.0	0.71	ug/l	
75-09-2	Methylene chloride	ND	2.0	0.41	ug/l	
100-42-5	Styrene	ND	5.0	0.29	ug/l	
79-34-5	1,1,2,2-Tetrachloroethane	ND	1.0	0.33	ug/l	
127-18-4	Tetrachloroethene	ND	1.0	0.70	ug/l	
108-88-3	Toluene	ND	1.0	0.25	ug/l	
71-55-6	1,1,1-Trichloroethane	ND	1.0	0.38	ug/l	
79-00-5	1,1,2-Trichloroethane	ND	1.0	0.35	ug/l	
79-01-6	Trichloroethene	ND	1.0	0.28	ug/l	

ND = Not detected MDL - Method Detection Limit
RL = Reporting Limit
E = Indicates value exceeds calibration range

J = Indicates an estimated value
B = Indicates analyte found in associated method blank
N = Indicates presumptive evidence of a compound

Accutest Laboratories

Report of Analysis

Client Sample ID:	TB-7/1		
Lab Sample ID:	N42697-29	**Date Sampled:**	07/01/03
Matrix:	AQ - Trip Blank Soil	**Date Received:**	07/02/03
Method:	SW846 8260B	**Percent Solids:**	n/a
Project:	AK Allen, 255 East 2nd Street, Mineola, NY		

VOA TCL List

CAS No.	Compound	Result	RL	MDL	Units	Q
95-63-6	**1,2,4-Trimethylbenzene**	ND	5.0	0.17	ug/l	
108-67-8	**1,3,5-Trimethylbenzene**	ND	5.0	0.18	ug/l	
75-01-4	Vinyl chloride	ND	1.0	0.47	ug/l	
1330-20-7	Xylene (total)	ND	1.0	0.20	ug/l	

CAS No.	Surrogate Recoveries	Run# 1	Run# 2	Limits
1868-53-7	Dibromofluoromethane	106%		81-120%
17060-07-0	1,2-Dichloroethane-D4	100%		68-130%
2037-26-5	Toluene-D8	103%		83-116%
460-00-4	4-Bromofluorobenzene	102%		83-119%

CAS No.	Tentatively Identified Compounds	R.T.	Est. Conc.	Units	Q
	Total TIC, Volatile		0	ug/l	

ND = Not detected MDL - Method Detection Limit
RL = Reporting Limit
E = Indicates value exceeds calibration range

J = Indicates an estimated value
B = Indicates analyte found in associated method blank
N = Indicates presumptive evidence of a compound

Accutest Laboratories

Report of Analysis

Client Sample ID:	EP-38		
Lab Sample ID:	N42697-1	**Date Sampled:**	07/01/03
Matrix:	SO - Soil	**Date Received:**	07/02/03
Method:	SW846 8270C SW846 3550B	**Percent Solids:**	96.5
Project:	AK Allen, 255 East 2nd Street, Mineola, NY		

	File ID	DF	Analyzed	By	Prep Date	Prep Batch	Analytical Batch
Run #1	F37566.D	1	07/08/03	ENZ	07/03/03	OP14269	EF2134
Run #2							

	Initial Weight	Final Volume
Run #1	30.5 g	1.0 ml
Run #2		

BN TCL List

CAS No.	Compound	Result	RL	MDL	Units	Q
83-32-9	Acenaphthene	ND	68	7.8	ug/kg	
208-96-8	Acenaphthylene	ND	68	8.3	ug/kg	
120-12-7	Anthracene	ND	68	13	ug/kg	
56-55-3	Benzo(a)anthracene	ND	68	12	ug/kg	
50-32-8	Benzo(a)pyrene	ND	68	12	ug/kg	
205-99-2	Benzo(b)fluoranthene	ND	68	19	ug/kg	
191-24-2	Benzo(g,h,i)perylene	ND	68	15	ug/kg	
207-08-9	Benzo(k)fluoranthene	ND	68	7.5	ug/kg	
101-55-3	4-Bromophenyl phenyl ether	ND	68	11	ug/kg	
85-68-7	Butyl benzyl phthalate	ND	68	17	ug/kg	
91-58-7	2-Chloronaphthalene	ND	68	7.3	ug/kg	
106-47-8	4-Chloroaniline	ND	170	20	ug/kg	
86-74-8	Carbazole	ND	68	14	ug/kg	
218-01-9	Chrysene	ND	68	14	ug/kg	
111-91-1	bis(2-Chloroethoxy)methane	ND	68	7.9	ug/kg	
111-44-4	bis(2-Chloroethyl)ether	ND	68	6.6	ug/kg	
108-60-1	bis(2-Chloroisopropyl)ether	ND	68	15	ug/kg	
7005-72-3	4-Chlorophenyl phenyl ether	ND	68	8.6	ug/kg	
95-50-1	1,2-Dichlorobenzene	ND	68	9.6	ug/kg	
541-73-1	1,3-Dichlorobenzene	ND	68	9.7	ug/kg	
106-46-7	1,4-Dichlorobenzene	ND	68	6.7	ug/kg	
121-14-2	2,4-Dinitrotoluene	ND	68	15	ug/kg	
606-20-2	2,6-Dinitrotoluene	ND	68	12	ug/kg	
91-94-1	3,3'-Dichlorobenzidine	ND	170	18	ug/kg	
53-70-3	Dibenzo(a,h)anthracene	ND	68	17	ug/kg	
132-64-9	Dibenzofuran	ND	68	8.4	ug/kg	
84-74-2	Di-n-butyl phthalate	ND	68	13	ug/kg	
117-84-0	Di-n-octyl phthalate	ND	68	24	ug/kg	
84-66-2	Diethyl phthalate	ND	68	37	ug/kg	
131-11-3	Dimethyl phthalate	ND	68	9.2	ug/kg	
117-81-7	bis(2-Ethylhexyl)phthalate	ND	68	17	ug/kg	
206-44-0	Fluoranthene	ND	68	12	ug/kg	

ND = Not detected MDL - Method Detection Limit
RL = Reporting Limit
E = Indicates value exceeds calibration range

J = Indicates an estimated value
B = Indicates analyte found in associated method blank
N = Indicates presumptive evidence of a compound

Accutest Laboratories

Report of Analysis

Client Sample ID:	EP-38		
Lab Sample ID:	N42697-1	**Date Sampled:**	07/01/03
Matrix:	SO - Soil	**Date Received:**	07/02/03
Method:	SW846 8270C SW846 3550B	**Percent Solids:**	96.5
Project:	AK Allen, 255 East 2nd Street, Mineola, NY		

BN TCL List

CAS No.	Compound	Result	RL	MDL	Units	Q
86-73-7	Fluorene	ND	68	6.9	ug/kg	
118-74-1	Hexachlorobenzene	ND	68	10	ug/kg	
87-68-3	Hexachlorobutadiene	ND	68	10	ug/kg	
77-47-4	Hexachlorocyclopentadiene	ND UJ	680	24	ug/kg	
67-72-1	Hexachloroethane	ND	170	11	ug/kg	
193-39-5	Indeno(1,2,3-cd)pyrene	ND	68	23	ug/kg	
78-59-1	Isophorone	ND	68	10	ug/kg	
91-57-6	2-Methylnaphthalene	ND	68	7.0	ug/kg	
88-74-4	2-Nitroaniline	ND	170	18	ug/kg	
99-09-2	3-Nitroaniline	ND	170	18	ug/kg	
100-01-6	4-Nitroaniline	ND	170	21	ug/kg	
91-20-3	Naphthalene	ND	68	6.9	ug/kg	
98-95-3	Nitrobenzene	ND	68	13	ug/kg	
621-64-7	N-Nitroso-di-n-propylamine	ND	68	14	ug/kg	
86-30-6	N-Nitrosodiphenylamine	ND	170	11	ug/kg	
85-01-8	Phenanthrene	ND	68	11	ug/kg	
129-00-0	Pyrene	ND	68	12	ug/kg	
120-82-1	1,2,4-Trichlorobenzene	ND	68	12	ug/kg	

CAS No.	Surrogate Recoveries	Run# 1	Run# 2	Limits
4165-60-0	Nitrobenzene-d5	71%		30-122%
321-60-8	2-Fluorobiphenyl	72%		39-112%
1718-51-0	Terphenyl-d14	87%		24-138%

CAS No.	Tentatively Identified Compounds	R.T.	Est. Conc.	Units	Q
	system artifact/aldo-condensation	4.26	~~440~~ U	ug/kg	~~J~~
	system artifact/aldol-condensation	5.01	~~27000~~ U	ug/kg	~~J~~
	unknown	23.48	1700	ug/kg	J
	unknown	26.98	1100	ug/kg	J
	unknown	27.45	170	ug/kg	J
	Total TIC, Semi-Volatile		2970	ug/kg	J

ND = Not detected MDL - Method Detection Limit
RL = Reporting Limit
E = Indicates value exceeds calibration range

J = Indicates an estimated value
B = Indicates analyte found in associated method blank
N = Indicates presumptive evidence of a compound

Accutest Laboratories

Report of Analysis

Client Sample ID:	EP-39		
Lab Sample ID:	N42697-3	**Date Sampled:**	07/01/03
Matrix:	SO - Soil	**Date Received:**	07/02/03
Method:	SW846 8270C SW846 3550B	**Percent Solids:**	76.7
Project:	AK Allen, 255 East 2nd Street, Mineola, NY		

	File ID	DF	Analyzed	By	Prep Date	Prep Batch	Analytical Batch
Run #1	F37567.D	1	07/08/03	ENZ	07/03/03	OP14269	EF2134
Run #2							

	Initial Weight	Final Volume
Run #1	30.0 g	1.0 ml
Run #2		

BN TCL List

CAS No.	Compound	Result	RL	MDL	Units	Q
83-32-9	Acenaphthene	ND	87	10	ug/kg	
208-96-8	Acenaphthylene	ND	87	11	ug/kg	
120-12-7	Anthracene	ND	87	17	ug/kg	
56-55-3	Benzo(a)anthracene	ND	87	16	ug/kg	
50-32-8	Benzo(a)pyrene	ND	87	16	ug/kg	
205-99-2	Benzo(b)fluoranthene	ND	87	24	ug/kg	
191-24-2	Benzo(g,h,i)perylene	ND	87	20	ug/kg	
207-08-9	Benzo(k)fluoranthene	ND	87	9.6	ug/kg	
101-55-3	4-Bromophenyl phenyl ether	ND	87	14	ug/kg	
85-68-7	Butyl benzyl phthalate	ND	87	21	ug/kg	
91-58-7	2-Chloronaphthalene	ND	87	9.3	ug/kg	
106-47-8	4-Chloroaniline	ND	220	26	ug/kg	
86-74-8	Carbazole	ND	87	18	ug/kg	
218-01-9	Chrysene	ND	87	19	ug/kg	
111-91-1	bis(2-Chloroethoxy)methane	ND	87	10	ug/kg	
111-44-4	bis(2-Chloroethyl)ether	ND	87	8.4	ug/kg	
108-60-1	bis(2-Chloroisopropyl)ether	ND	87	19	ug/kg	
7005-72-3	4-Chlorophenyl phenyl ether	ND	87	11	ug/kg	
95-50-1	1,2-Dichlorobenzene	ND	87	12	ug/kg	
541-73-1	1,3-Dichlorobenzene	ND	87	12	ug/kg	
106-46-7	1,4-Dichlorobenzene	ND	87	8.6	ug/kg	
121-14-2	2,4-Dinitrotoluene	ND	87	20	ug/kg	
606-20-2	2,6-Dinitrotoluene	ND	87	15	ug/kg	
91-94-1	3,3'-Dichlorobenzidine	ND	220	23	ug/kg	
53-70-3	Dibenzo(a,h)anthracene	ND	87	22	ug/kg	
132-64-9	Dibenzofuran	ND	87	11	ug/kg	
84-74-2	Di-n-butyl phthalate	ND	87	16	ug/kg	
117-84-0	Di-n-octyl phthalate	ND	87	31	ug/kg	
84-66-2	Diethyl phthalate	ND	87	47	ug/kg	
131-11-3	Dimethyl phthalate	ND	87	12	ug/kg	
117-81-7	bis(2-Ethylhexyl)phthalate	ND	87	21	ug/kg	
206-44-0	Fluoranthene	ND	87	16	ug/kg	

ND = Not detected MDL - Method Detection Limit
RL = Reporting Limit
E = Indicates value exceeds calibration range

J = Indicates an estimated value
B = Indicates analyte found in associated method blank
N = Indicates presumptive evidence of a compound

1046

Accutest Laboratories

Report of Analysis

Client Sample ID:	EP-39		
Lab Sample ID:	N42697-3	**Date Sampled:**	07/01/03
Matrix:	SO - Soil	**Date Received:**	07/02/03
Method:	SW846 8270C SW846 3550B	**Percent Solids:**	76.7
Project:	AK Allen, 255 East 2nd Street, Mineola, NY		

BN TCL List

CAS No.	Compound	Result	RL	MDL	Units	Q
86-73-7	Fluorene	ND	87	8.9	ug/kg	
118-74-1	Hexachlorobenzene	ND	87	13	ug/kg	
87-68-3	Hexachlorobutadiene	ND	87	13	ug/kg	
77-47-4	Hexachlorocyclopentadiene	ND U J	870	31	ug/kg	
67-72-1	Hexachloroethane	ND	220	14	ug/kg	
193-39-5	Indeno(1,2,3-cd)pyrene	ND	87	29	ug/kg	
78-59-1	Isophorone	ND	87	13	ug/kg	
91-57-6	2-Methylnaphthalene	ND	87	9.0	ug/kg	
88-74-4	2-Nitroaniline	ND	220	23	ug/kg	
99-09-2	3-Nitroaniline	ND	220	23	ug/kg	
100-01-6	4-Nitroaniline	ND	220	27	ug/kg	
91-20-3	Naphthalene	ND	87	8.8	ug/kg	
98-95-3	Nitrobenzene	ND	87	16	ug/kg	
621-64-7	N-Nitroso-di-n-propylamine	ND	87	17	ug/kg	
86-30-6	N-Nitrosodiphenylamine	ND	220	15	ug/kg	
85-01-8	Phenanthrene	ND	87	14	ug/kg	
129-00-0	Pyrene	ND	87	15	ug/kg	
120-82-1	1,2,4-Trichlorobenzene	ND	87	15	ug/kg	

CAS No.	Surrogate Recoveries	Run# 1	Run# 2	Limits
4165-60-0	Nitrobenzene-d5	71%		30-122%
321-60-8	2-Fluorobiphenyl	75%		39-112%
1718-51-0	Terphenyl-d14	79%		24-138%

CAS No.	Tentatively Identified Compounds	R.T.	Est. Conc.	Units	Q
	system artifact/aldol-condensation	4.25	~~540~~ U	ug/kg	~~J~~
	system artifact/aldol-condensation	4.99	~~32000~~ U	ug/kg	~~J~~
	unknown	21.67	180	ug/kg	J
	unknown	23.30	210	ug/kg	J
	unknown	23.49	490	ug/kg	J
	unknown	23.57	380	ug/kg	J
	unknown	23.87	290	ug/kg	J
	unknown	24.77	250	ug/kg	J
	unknown	24.91	420	ug/kg	J
	unknown	25.26	180	ug/kg	J
	unknown	25.37	290	ug/kg	J
	unknown	26.09	510	ug/kg	J
	unknown	27.07	7700	ug/kg	J

ND = Not detected MDL - Method Detection Limit
RL = Reporting Limit
E = Indicates value exceeds calibration range

J = Indicates an estimated value
B = Indicates analyte found in associated method blank
N = Indicates presumptive evidence of a compound

Report of Analysis

Client Sample ID:	EP-39		
Lab Sample ID:	N42697-3	**Date Sampled:**	07/01/03
Matrix:	SO - Soil	**Date Received:**	07/02/03
Method:	SW846 8270C SW846 3550B	**Percent Solids:**	76.7
Project:	AK Allen, 255 East 2nd Street, Mineola, NY		

BN TCL List

CAS No.	Tentatively Identified Compounds	R.T.	Est. Conc.	Units	Q
	unknown	27.31	570	ug/kg	J
	unknown	27.50	700	ug/kg	J
	Total TIC, Semi-Volatile		12170	ug/kg	J

ND = Not detected MDL - Method Detection Limit
RL = Reporting Limit
E = Indicates value exceeds calibration range

J = Indicates an estimated value
B = Indicates analyte found in associated method blank
N = Indicates presumptive evidence of a compound

1048

Accutest Laboratories

Report of Analysis

Client Sample ID:	SB-2 (24-28")		
Lab Sample ID:	N42697-19	**Date Sampled:**	06/30/03
Matrix:	SO - Soil	**Date Received:**	07/02/03
Method:	SW846 8270C SW846 3550B	**Percent Solids:**	75.8
Project:	AK Allen, 255 East 2nd Street, Mineola, NY		

	File ID	DF	Analyzed	By	Prep Date	Prep Batch	Analytical Batch
Run #1	F37577.D	1	07/08/03	ENZ	07/03/03	OP14269	EF2134
Run #2 [a]	F37598.D	5	07/09/03	ENZ	07/03/03	OP14269	EF2135

	Initial Weight	Final Volume
Run #1	5.1 g	1.0 ml
Run #2	5.1 g	1.0 ml

BN TCL List

CAS No.	Compound	Result	RL	MDL	Units	Q
83-32-9	Acenaphthene	ND	520	60	ug/kg	
208-96-8	Acenaphthylene	ND	520	63	ug/kg	
120-12-7	Anthracene	ND	520	99	ug/kg	
56-55-3	Benzo(a)anthracene	286	520	93	ug/kg	J
50-32-8	Benzo(a)pyrene	ND UJ	520	93	ug/kg	
205-99-2	Benzo(b)fluoranthene	ND UJ	520	140	ug/kg	
191-24-2	Benzo(g,h,i)perylene	ND UJ	520	120	ug/kg	
207-08-9	Benzo(k)fluoranthene	ND UJ	520	57	ug/kg	
101-55-3	4-Bromophenyl phenyl ether	ND	520	83	ug/kg	
85-68-7	Butyl benzyl phthalate	ND	520	130	ug/kg	
91-58-7	2-Chloronaphthalene	ND	520	55	ug/kg	
106-47-8	4-Chloroaniline	ND	1300	160	ug/kg	
86-74-8	Carbazole	ND	520	110	ug/kg	
218-01-9	Chrysene	806	520	110	ug/kg	
111-91-1	bis(2-Chloroethoxy)methane	ND	520	60	ug/kg	
111-44-4	bis(2-Chloroethyl)ether	ND	520	50	ug/kg	
108-60-1	bis(2-Chloroisopropyl)ether	ND	520	120	ug/kg	
7005-72-3	4-Chlorophenyl phenyl ether	ND	520	65	ug/kg	
95-50-1	1,2-Dichlorobenzene	ND	520	73	ug/kg	
541-73-1	1,3-Dichlorobenzene	ND	520	74	ug/kg	
106-46-7	1,4-Dichlorobenzene	ND	520	51	ug/kg	
121-14-2	2,4-Dinitrotoluene	ND	520	120	ug/kg	
606-20-2	2,6-Dinitrotoluene	ND	520	91	ug/kg	
91-94-1	3,3'-Dichlorobenzidine	ND	1300	140	ug/kg	
53-70-3	Dibenzo(a,h)anthracene	ND UJ	520	130	ug/kg	
132-64-9	Dibenzofuran	ND	520	64	ug/kg	
84-74-2	Di-n-butyl phthalate	ND	520	97	ug/kg	
117-84-0	Di-n-octyl phthalate	ND UJ	520	180	ug/kg	
84-66-2	Diethyl phthalate	ND	520	280	ug/kg	
131-11-3	Dimethyl phthalate	ND	520	70	ug/kg	
117-81-7	bis(2-Ethylhexyl)phthalate	3490	520	130	ug/kg	
206-44-0	Fluoranthene	ND	520	94	ug/kg	

ND = Not detected MDL - Method Detection Limit
RL = Reporting Limit
E = Indicates value exceeds calibration range

J = Indicates an estimated value
B = Indicates analyte found in associated method blank
N = Indicates presumptive evidence of a compound

Report of Analysis

Client Sample ID:	SB-2 (24-28")		
Lab Sample ID:	N42697-19	**Date Sampled:**	06/30/03
Matrix:	SO - Soil	**Date Received:**	07/02/03
Method:	SW846 8270C SW846 3550B	**Percent Solids:**	75.8
Project:	AK Allen, 255 East 2nd Street, Mineola, NY		

BN TCL List

CAS No.	Compound	Result	RL	MDL	Units	Q
86-73-7	Fluorene	ND	520	53	ug/kg	
118-74-1	Hexachlorobenzene	ND	520	78	ug/kg	
87-68-3	Hexachlorobutadiene	ND	520	78	ug/kg	
77-47-4	Hexachlorocyclopentadiene	ND UJ	5200	180	ug/kg	
67-72-1	Hexachloroethane	ND	1300	81	ug/kg	
193-39-5	Indeno(1,2,3-cd)pyrene	ND UJ	520	180	ug/kg	
78-59-1	Isophorone	ND	520	76	ug/kg	
91-57-6	2-Methylnaphthalene	ND	520	53	ug/kg	
88-74-4	2-Nitroaniline	ND	1300	140	ug/kg	
99-09-2	3-Nitroaniline	ND	1300	140	ug/kg	
100-01-6	4-Nitroaniline	ND	1300	160	ug/kg	
91-20-3	Naphthalene	ND	520	53	ug/kg	
98-95-3	Nitrobenzene	ND	520	98	ug/kg	
621-64-7	N-Nitroso-di-n-propylamine	ND	520	100	ug/kg	
86-30-6	N-Nitrosodiphenylamine	ND	1300	87	ug/kg	
85-01-8	Phenanthrene	ND	520	84	ug/kg	
129-00-0	Pyrene	ND	520	91	ug/kg	
120-82-1	1,2,4-Trichlorobenzene	ND	520	90	ug/kg	

CAS No.	Surrogate Recoveries	Run# 1	Run# 2	Limits
4165-60-0	Nitrobenzene-d5	69%	76%	30-122%
321-60-8	2-Fluorobiphenyl	74%	67%	39-112%
1718-51-0	Terphenyl-d14	104%	78%	24-138%

CAS No.	Tentatively Identified Compounds	R.T.	Est. Conc.	Units	Q
	system artifact/aldol-condensation	~~4.97~~	120000	ug/kg	J
	Naphthalene decahydro-methyl	7.96	16000	ug/kg	J
	unknown	8.34	12000	ug/kg	J
	alkane	8.68	18000	ug/kg	J
	alkane	9.27	45000	ug/kg	J
629-50-5	Tridecane	9.53	29000	ug/kg	JN
	alkane	9.71	10000	ug/kg	J
629-59-4	Tetradecane	10.57	9600	ug/kg	JN
	Phenol, -tetrachloro-	12.43	11000	ug/kg	J
	alkane	22.39	12000	ug/kg	J
	unknown	22.78	8800	ug/kg	J
	unknown	23.71	11000	ug/kg	J
	alkane	24.13	9500	ug/kg	J

ND = Not detected MDL - Method Detection Limit
RL = Reporting Limit
E = Indicates value exceeds calibration range

J = Indicates an estimated value
B = Indicates analyte found in associated method blank
N = Indicates presumptive evidence of a compound

Report of Analysis

Client Sample ID:	SB-2 (24-28")		
Lab Sample ID:	N42697-19	**Date Sampled:**	06/30/03
Matrix:	SO - Soil	**Date Received:**	07/02/03
Method:	SW846 8270C SW846 3550B	**Percent Solids:**	75.8
Project:	AK Allen, 255 East 2nd Street, Mineola, NY		

BN TCL List

CAS No.	Tentatively Identified Compounds	R.T.	Est. Conc.	Units	Q
	unknown	24.50	15000	ug/kg	J
	unknown	25.47	11000	ug/kg	J
	unknown	26.18	14000	ug/kg	J
	Total TIC, Semi-Volatile		231900	ug/kg	J

(a) Confirmation run.

ND = Not detected MDL - Method Detection Limit
RL = Reporting Limit
E = Indicates value exceeds calibration range

J = Indicates an estimated value
B = Indicates analyte found in associated method blank
N = Indicates presumptive evidence of a compound

Accutest Laboratories

Report of Analysis

Client Sample ID:	SB-3 (24-28")		
Lab Sample ID:	N42697-20	**Date Sampled:**	06/30/03
Matrix:	SO - Soil	**Date Received:**	07/02/03
Method:	SW846 8270C SW846 3550B	**Percent Solids:**	81.0
Project:	AK Allen, 255 East 2nd Street, Mineola, NY		

	File ID	DF	Analyzed	By	Prep Date	Prep Batch	Analytical Batch
Run #1	F37580.D	1	07/09/03	ENZ	07/03/03	OP14269	EF2134
Run #2 [a]	F37601.D	5	07/09/03	ENZ	07/03/03	OP14269	EF2135

	Initial Weight	Final Volume
Run #1	5.3 g	1.0 ml
Run #2	5.3 g	1.0 ml

BN TCL List

CAS No.	Compound	Result	RL	MDL	Units	Q
83-32-9	Acenaphthene	ND	470	54	ug/kg	
208-96-8	Acenaphthylene	ND	470	57	ug/kg	
120-12-7	Anthracene	ND	470	89	ug/kg	
56-55-3	Benzo(a)anthracene	ND UJ	470	83	ug/kg	
50-32-8	Benzo(a)pyrene	ND UJ	470	83	ug/kg	
205-99-2	Benzo(b)fluoranthene	ND UJ	470	130	ug/kg	
191-24-2	Benzo(g,h,i)perylene	1210 J	470	110	ug/kg	
207-08-9	Benzo(k)fluoranthene	ND UJ	470	51	ug/kg	
101-55-3	4-Bromophenyl phenyl ether	ND	470	75	ug/kg	
85-68-7	Butyl benzyl phthalate	ND UJ	470	110	ug/kg	
91-58-7	2-Chloronaphthalene	ND	470	50	ug/kg	
106-47-8	4-Chloroaniline	ND	1200	140	ug/kg	
86-74-8	Carbazole	ND	470	96	ug/kg	
218-01-9	Chrysene	1370 J	470	99	ug/kg	
111-91-1	bis(2-Chloroethoxy)methane	ND	470	54	ug/kg	
111-44-4	bis(2-Chloroethyl)ether	ND	470	45	ug/kg	
108-60-1	bis(2-Chloroisopropyl)ether	ND	470	100	ug/kg	
7005-72-3	4-Chlorophenyl phenyl ether	ND	470	59	ug/kg	
95-50-1	1,2-Dichlorobenzene	ND	470	66	ug/kg	
541-73-1	1,3-Dichlorobenzene	ND	470	66	ug/kg	
106-46-7	1,4-Dichlorobenzene	ND	470	46	ug/kg	
121-14-2	2,4-Dinitrotoluene	ND	470	110	ug/kg	
606-20-2	2,6-Dinitrotoluene	ND	470	82	ug/kg	
91-94-1	3,3'-Dichlorobenzidine	ND UJ	1200	120	ug/kg	
53-70-3	Dibenzo(a,h)anthracene	ND UJ	470	120	ug/kg	
132-64-9	Dibenzofuran	ND	470	57	ug/kg	
84-74-2	Di-n-butyl phthalate	ND	470	88	ug/kg	
117-84-0	Di-n-octyl phthalate	ND UJ	470	170	ug/kg	
84-66-2	Diethyl phthalate	ND	470	250	ug/kg	
131-11-3	Dimethyl phthalate	ND	470	63	ug/kg	
117-81-7	bis(2-Ethylhexyl)phthalate	2910 J	470	110	ug/kg	
206-44-0	Fluoranthene	ND	470	85	ug/kg	

ND = Not detected MDL - Method Detection Limit
RL = Reporting Limit
E = Indicates value exceeds calibration range

J = Indicates an estimated value
B = Indicates analyte found in associated method blank
N = Indicates presumptive evidence of a compound

Report of Analysis

Client Sample ID:	SB-3 (24-28")		
Lab Sample ID:	N42697-20	**Date Sampled:**	06/30/03
Matrix:	SO - Soil	**Date Received:**	07/02/03
Method:	SW846 8270C SW846 3550B	**Percent Solids:**	81.0
Project:	AK Allen, 255 East 2nd Street, Mineola, NY		

BN TCL List

CAS No.	Compound	Result	RL	MDL	Units	Q
86-73-7	Fluorene	ND	470	48	ug/kg	
118-74-1	Hexachlorobenzene	ND	470	71	ug/kg	
87-68-3	Hexachlorobutadiene	ND	470	70	ug/kg	
77-47-4	Hexachlorocyclopentadiene	ND UJ	4700	170	ug/kg	
67-72-1	Hexachloroethane	ND	1200	73	ug/kg	
193-39-5	Indeno(1,2,3-cd)pyrene	958 J	470	160	ug/kg	
78-59-1	Isophorone	ND	470	68	ug/kg	
91-57-6	2-Methylnaphthalene	ND	470	48	ug/kg	
88-74-4	2-Nitroaniline	ND	1200	120	ug/kg	
99-09-2	3-Nitroaniline	ND	1200	130	ug/kg	
100-01-6	4-Nitroaniline	ND	1200	150	ug/kg	
91-20-3	Naphthalene	ND	470	47	ug/kg	
98-95-3	Nitrobenzene	ND	470	88	ug/kg	
621-64-7	N-Nitroso-di-n-propylamine	ND	470	94	ug/kg	
86-30-6	N-Nitrosodiphenylamine	ND	1200	78	ug/kg	
85-01-8	Phenanthrene	ND	470	75	ug/kg	
129-00-0	Pyrene	3020 J	470	82	ug/kg	
120-82-1	1,2,4-Trichlorobenzene	ND	470	81	ug/kg	

CAS No.	Surrogate Recoveries	Run# 1	Run# 2	Limits
4165-60-0	Nitrobenzene-d5	57%	76%	30-122%
321-60-8	2-Fluorobiphenyl	70%	74%	39-112%
1718-51-0	Terphenyl-d14	149% b	104%	24-138%

CAS No.	Tentatively Identified Compounds	R.T.	Est. Conc.	Units	Q
	system artifact/aldol-condensation	4.95	83000	ug/kg	J
	alkane	9.27	12000	ug/kg	J
	unknown	11.44	10000	ug/kg	J
	alkane	13.89	28000	ug/kg	J
	unknown	14.65	11000	ug/kg	J
	alkane	22.95	24000	ug/kg	J
	unknown	23.71	16000	ug/kg	J
	alkane	24.15	34000	ug/kg	J
	unknown	24.52	49000	ug/kg	J
	unknown	25.48	13000	ug/kg	J
	unknown	26.19	24000	ug/kg	J
	unknown	27.13	9500	ug/kg	J
	Total TIC, Semi-Volatile		230500	ug/kg	J

ND = Not detected MDL - Method Detection Limit
RL = Reporting Limit
E = Indicates value exceeds calibration range

J = Indicates an estimated value
B = Indicates analyte found in associated method blank
N = Indicates presumptive evidence of a compound

Report of Analysis

Client Sample ID:	SB-3 (24-28")		
Lab Sample ID:	N42697-20	**Date Sampled:**	06/30/03
Matrix:	SO - Soil	**Date Received:**	07/02/03
Method:	SW846 8270C SW846 3550B	**Percent Solids:**	81.0
Project:	AK Allen, 255 East 2nd Street, Mineola, NY		

BN TCL List

CAS No.	Compound	Result	RL	MDL	Units	Q

(a) Confirmation run.
(b) Outside control limits due to matrix interference.

ND = Not detected MDL - Method Detection Limit
RL = Reporting Limit
E = Indicates value exceeds calibration range

J = Indicates an estimated value
B = Indicates analyte found in associated method blank
N = Indicates presumptive evidence of a compound

Accutest Laboratories

Report of Analysis

Client Sample ID:	SB-3 (36-40")		
Lab Sample ID:	N42697-21	**Date Sampled:**	06/30/03
Matrix:	SO - Soil	**Date Received:**	07/02/03
Method:	SW846 8270C SW846 3550B	**Percent Solids:**	95.7
Project:	AK Allen, 255 East 2nd Street, Mineola, NY		

	File ID	DF	Analyzed	By	Prep Date	Prep Batch	Analytical Batch
Run #1	F37576.D	1	07/08/03	ENZ	07/03/03	OP14269	EF2134
Run #2 [a]	F37597.D	5	07/09/03	ENZ	07/03/03	OP14269	EF2135

	Initial Weight	Final Volume
Run #1	30.2 g	1.0 ml
Run #2	30.2 g	1.0 ml

BN TCL List

CAS No.	Compound	Result	RL	MDL	Units	Q
83-32-9	Acenaphthene	ND	69	8.0	ug/kg	
208-96-8	Acenaphthylene	ND	69	8.4	ug/kg	
120-12-7	Anthracene	ND UJ	69	13	ug/kg	
56-55-3	Benzo(a)anthracene	ND	69	12	ug/kg	
50-32-8	Benzo(a)pyrene	ND UJ	69	12	ug/kg	
205-99-2	Benzo(b)fluoranthene	ND UJ	69	19	ug/kg	
191-24-2	Benzo(g,h,i)perylene	ND UJ	69	16	ug/kg	
207-08-9	Benzo(k)fluoranthene	ND UJ	69	7.6	ug/kg	
101-55-3	4-Bromophenyl phenyl ether	ND UJ	69	11	ug/kg	
85-68-7	Butyl benzyl phthalate	ND	69	17	ug/kg	
91-58-7	2-Chloronaphthalene	ND	69	7.4	ug/kg	
106-47-8	4-Chloroaniline	ND	170	21	ug/kg	
86-74-8	Carbazole	ND UJ	69	14	ug/kg	
218-01-9	Chrysene	ND	69	15	ug/kg	
111-91-1	bis(2-Chloroethoxy)methane	ND	69	8.0	ug/kg	
111-44-4	bis(2-Chloroethyl)ether	ND	69	6.7	ug/kg	
108-60-1	bis(2-Chloroisopropyl)ether	ND	69	16	ug/kg	
7005-72-3	4-Chlorophenyl phenyl ether	ND	69	8.8	ug/kg	
95-50-1	1,2-Dichlorobenzene	ND	69	9.8	ug/kg	
541-73-1	1,3-Dichlorobenzene	ND	69	9.9	ug/kg	
106-46-7	1,4-Dichlorobenzene	ND	69	6.9	ug/kg	
121-14-2	2,4-Dinitrotoluene	ND	69	16	ug/kg	
606-20-2	2,6-Dinitrotoluene	ND	69	12	ug/kg	
91-94-1	3,3'-Dichlorobenzidine	ND	170	18	ug/kg	
53-70-3	Dibenzo(a,h)anthracene	ND UJ	69	18	ug/kg	
132-64-9	Dibenzofuran	ND	69	8.5	ug/kg	
84-74-2	Di-n-butyl phthalate	ND UJ	69	13	ug/kg	
117-84-0	Di-n-octyl phthalate	ND UJ	69	25	ug/kg	
84-66-2	Diethyl phthalate	ND	69	37	ug/kg	
131-11-3	Dimethyl phthalate	ND	69	9.4	ug/kg	
117-81-7	bis(2-Ethylhexyl)phthalate	ND	69	17	ug/kg	
206-44-0	Fluoranthene	ND UJ	69	13	ug/kg	

ND = Not detected MDL - Method Detection Limit
RL = Reporting Limit
E = Indicates value exceeds calibration range

J = Indicates an estimated value
B = Indicates analyte found in associated method blank
N = Indicates presumptive evidence of a compound

Report of Analysis

Client Sample ID:	SB-3 (36-40")		
Lab Sample ID:	N42697-21	**Date Sampled:**	06/30/03
Matrix:	SO - Soil	**Date Received:**	07/02/03
Method:	SW846 8270C SW846 3550B	**Percent Solids:**	95.7
Project:	AK Allen, 255 East 2nd Street, Mineola, NY		

BN TCL List

CAS No.	Compound	Result	RL	MDL	Units	Q
86-73-7	Fluorene	ND	69	7.1	ug/kg	
118-74-1	Hexachlorobenzene	ND UJ	69	10	ug/kg	
87-68-3	Hexachlorobutadiene	ND	69	10	ug/kg	
77-47-4	Hexachlorocyclopentadiene	ND UJ	690	25	ug/kg	
67-72-1	Hexachloroethane	ND	170	11	ug/kg	
193-39-5	Indeno(1,2,3-cd)pyrene	ND UJ	69	23	ug/kg	
78-59-1	Isophorone	ND	69	10	ug/kg	
91-57-6	2-Methylnaphthalene	ND	69	7.1	ug/kg	
88-74-4	2-Nitroaniline	ND	170	18	ug/kg	
99-09-2	3-Nitroaniline	ND	170	19	ug/kg	
100-01-6	4-Nitroaniline	ND	170	22	ug/kg	
91-20-3	Naphthalene	ND	69	7.0	ug/kg	
98-95-3	Nitrobenzene	ND	69	13	ug/kg	
621-64-7	N-Nitroso-di-n-propylamine	ND	69	14	ug/kg	
86-30-6	N-Nitrosodiphenylamine	ND UJ	170	12	ug/kg	
85-01-8	Phenanthrene	ND UJ	69	11	ug/kg	
129-00-0	Pyrene	ND	69	12	ug/kg	
120-82-1	1,2,4-Trichlorobenzene	ND	69	12	ug/kg	

CAS No.	Surrogate Recoveries	Run# 1	Run# 2	Limits
4165-60-0	Nitrobenzene-d5	73%	75%	30-122%
321-60-8	2-Fluorobiphenyl	68%	82%	39-112%
1718-51-0	Terphenyl-d14	94%	84%	24-138%

CAS No.	Tentatively Identified Compounds	R.T.	Est. Conc.	Units	Q
	system artifact	4.26	~~1200~~ U	ug/kg	~~J~~
	system artifact/aldol-condensation	4.95	~~19000~~ U	ug/kg	~~J~~
	unknown	15.58	1600	ug/kg	J
	unknown	15.64	1300	ug/kg	J
	unknown	16.16	1000	ug/kg	J
	1,1'-Biphenyl,pentachloro(PCB)	17.76	890	ug/kg	J
	unknown	22.78	2300	ug/kg	J
	unknown	23.16	1100	ug/kg	J
	unknown	23.26	940	ug/kg	J
	unknown	23.43	2600	ug/kg	J
	unknown	23.60	980	ug/kg	J
	unknown	23.69	3500	ug/kg	J
	unknown	23.97	3400	ug/kg	J

ND = Not detected MDL - Method Detection Limit
RL = Reporting Limit
E = Indicates value exceeds calibration range

J = Indicates an estimated value
B = Indicates analyte found in associated method blank
N = Indicates presumptive evidence of a compound

Report of Analysis

Client Sample ID:	SB-3 (36-40")		
Lab Sample ID:	N42697-21	**Date Sampled:**	06/30/03
Matrix:	SO - Soil	**Date Received:**	07/02/03
Method:	SW846 8270C SW846 3550B	**Percent Solids:**	95.7
Project:	AK Allen, 255 East 2nd Street, Mineola, NY		

BN TCL List

CAS No.	Tentatively Identified Compounds	R.T.	Est. Conc.	Units	Q
	unknown	24.13	1500	ug/kg	J
	unknown	24.99	3500	ug/kg	J
	unknown	26.17	1400	ug/kg	J
	Total TIC, Semi-Volatile		26010	ug/kg	J

(a) Confirmation run.

ND = Not detected MDL - Method Detection Limit
RL = Reporting Limit
E = Indicates value exceeds calibration range

J = Indicates an estimated value
B = Indicates analyte found in associated method blank
N = Indicates presumptive evidence of a compound

Accutest Laboratories

Report of Analysis

Client Sample ID:	SB-3A (24-28")		
Lab Sample ID:	N42697-22	**Date Sampled:**	06/30/03
Matrix:	SO - Soil	**Date Received:**	07/02/03
Method:	SW846 8270C SW846 3550B	**Percent Solids:**	81.4
Project:	AK Allen, 255 East 2nd Street, Mineola, NY		

	File ID	DF	Analyzed	By	Prep Date	Prep Batch	Analytical Batch
Run #1	F37578.D	1	07/09/03	ENZ	07/03/03	OP14269	EF2134
Run #2 [a]	F37599.D	5	07/09/03	ENZ	07/03/03	OP14269	EF2135

	Initial Weight	Final Volume
Run #1	30.4 g	1.0 ml
Run #2	30.4 g	1.0 ml

BN TCL List

CAS No.	Compound	Result	RL	MDL	Units	Q
83-32-9	Acenaphthene	ND	81	9.3	ug/kg	
208-96-8	Acenaphthylene	34.4	81	9.8	ug/kg	J
120-12-7	Anthracene	408	81	15	ug/kg	
56-55-3	Benzo(a)anthracene	307	81	14	ug/kg	
50-32-8	Benzo(a)pyrene	716 J	81	14	ug/kg	
205-99-2	Benzo(b)fluoranthene	478 J	81	22	ug/kg	
191-24-2	Benzo(g,h,i)perylene	360 J	81	18	ug/kg	
207-08-9	Benzo(k)fluoranthene	159 J	81	8.9	ug/kg	
101-55-3	4-Bromophenyl phenyl ether	ND	81	13	ug/kg	
85-68-7	Butyl benzyl phthalate	ND	81	20	ug/kg	
91-58-7	2-Chloronaphthalene	ND	81	8.6	ug/kg	
106-47-8	4-Chloroaniline	ND	200	24	ug/kg	
86-74-8	Carbazole	177	81	17	ug/kg	
218-01-9	Chrysene	750	81	17	ug/kg	
111-91-1	bis(2-Chloroethoxy)methane	ND	81	9.4	ug/kg	
111-44-4	bis(2-Chloroethyl)ether	ND	81	7.8	ug/kg	
108-60-1	bis(2-Chloroisopropyl)ether	ND	81	18	ug/kg	
7005-72-3	4-Chlorophenyl phenyl ether	ND	81	10	ug/kg	
95-50-1	1,2-Dichlorobenzene	ND	81	11	ug/kg	
541-73-1	1,3-Dichlorobenzene	ND	81	12	ug/kg	
106-46-7	1,4-Dichlorobenzene	ND	81	8.0	ug/kg	
121-14-2	2,4-Dinitrotoluene	ND	81	18	ug/kg	
606-20-2	2,6-Dinitrotoluene	ND	81	14	ug/kg	
91-94-1	3,3'-Dichlorobenzidine	ND	200	21	ug/kg	
53-70-3	Dibenzo(a,h)anthracene	ND UJ	81	21	ug/kg	
132-64-9	Dibenzofuran	32.9	81	9.9	ug/kg	J
84-74-2	Di-n-butyl phthalate	ND	81	15	ug/kg	
117-84-0	Di-n-octyl phthalate	ND UJ	81	29	ug/kg	
84-66-2	Diethyl phthalate	ND	81	44	ug/kg	
131-11-3	Dimethyl phthalate	ND	81	11	ug/kg	
117-81-7	bis(2-Ethylhexyl)phthalate	ND	81	20	ug/kg	
206-44-0	Fluoranthene	160	81	15	ug/kg	

ND = Not detected MDL - Method Detection Limit
RL = Reporting Limit
E = Indicates value exceeds calibration range

J = Indicates an estimated value
B = Indicates analyte found in associated method blank
N = Indicates presumptive evidence of a compound

Report of Analysis

Client Sample ID:	SB-3A (24-28")		
Lab Sample ID:	N42697-22	**Date Sampled:**	06/30/03
Matrix:	SO - Soil	**Date Received:**	07/02/03
Method:	SW846 8270C SW846 3550B	**Percent Solids:**	81.4
Project:	AK Allen, 255 East 2nd Street, Mineola, NY		

BN TCL List

CAS No.	Compound	Result	RL	MDL	Units	Q
86-73-7	Fluorene	44.6	81	8.2	ug/kg	J
118-74-1	Hexachlorobenzene	ND	81	12	ug/kg	
87-68-3	Hexachlorobutadiene	ND	81	12	ug/kg	
77-47-4	Hexachlorocyclopentadiene	ND UJ	810	29	ug/kg	
67-72-1	Hexachloroethane	ND	200	13	ug/kg	
193-39-5	Indeno(1,2,3-cd)pyrene	ND UJ	81	27	ug/kg	
78-59-1	Isophorone	ND	81	12	ug/kg	
91-57-6	2-Methylnaphthalene	59.9	81	8.3	ug/kg	J
88-74-4	2-Nitroaniline	ND	200	21	ug/kg	
99-09-2	3-Nitroaniline	ND	200	22	ug/kg	
100-01-6	4-Nitroaniline	ND	200	25	ug/kg	
91-20-3	Naphthalene	29.1	81	8.2	ug/kg	J
98-95-3	Nitrobenzene	ND	81	15	ug/kg	
621-64-7	N-Nitroso-di-n-propylamine	ND	81	16	ug/kg	
86-30-6	N-Nitrosodiphenylamine	ND	200	14	ug/kg	
85-01-8	Phenanthrene	221	81	13	ug/kg	
129-00-0	Pyrene	551	81	14	ug/kg	
120-82-1	1,2,4-Trichlorobenzene	ND	81	14	ug/kg	

CAS No.	Surrogate Recoveries	Run# 1	Run# 2	Limits
4165-60-0	Nitrobenzene-d5	66%	82%	30-122%
321-60-8	2-Fluorobiphenyl	73%	85%	39-112%
1718-51-0	Terphenyl-d14	99%	84%	24-138%

CAS No.	Tentatively Identified Compounds	R.T.	Est. Conc.	Units	Q
	system artifact/aldol-condensation	4.98	24000	ug/kg	J
	Pyrene methyl	19.24	490	ug/kg	J
	Pyrene methyl	19.45	610	ug/kg	J
	unknown	19.69	600	ug/kg	J
	Chrysene methyl	22.05	880	ug/kg	J
	Benzophenanthrene, dimethyl-	22.91	980	ug/kg	J
	unknown	23.29	520	ug/kg	J
	unknown	23.37	640	ug/kg	J
	unknown	23.63	1100	ug/kg	J
	unknown	23.91	640	ug/kg	J
	unknown PAH C20H12	24.02	1800	ug/kg	J
	unknown	24.44	600	ug/kg	J
	unknown	24.82	810	ug/kg	J

ND = Not detected MDL - Method Detection Limit
RL = Reporting Limit
E = Indicates value exceeds calibration range

J = Indicates an estimated value
B = Indicates analyte found in associated method blank
N = Indicates presumptive evidence of a compound

Report of Analysis

Client Sample ID:	SB-3A (24-28")		
Lab Sample ID:	N42697-22	**Date Sampled:**	06/30/03
Matrix:	SO - Soil	**Date Received:**	07/02/03
Method:	SW846 8270C SW846 3550B	**Percent Solids:**	81.4
Project:	AK Allen, 255 East 2nd Street, Mineola, NY		

BN TCL List

CAS No.	Tentatively Identified Compounds	R.T.	Est. Conc.	Units	Q
	unknown	24.87	470	ug/kg	J
	unknown	25.42	510	ug/kg	J
	unknown	26.13	890	ug/kg	J
	Total TIC, Semi-Volatile		11540	ug/kg	J

(a) Confirmation run.

ND = Not detected MDL - Method Detection Limit
RL = Reporting Limit
E = Indicates value exceeds calibration range

J = Indicates an estimated value
B = Indicates analyte found in associated method blank
N = Indicates presumptive evidence of a compound

Accutest Laboratories

Report of Analysis

Client Sample ID:	SB-4 (24-28")		
Lab Sample ID:	N42697-23	**Date Sampled:**	06/30/03
Matrix:	SO - Soil	**Date Received:**	07/02/03
Method:	SW846 8270C SW846 3550B	**Percent Solids:**	81.9
Project:	AK Allen, 255 East 2nd Street, Mineola, NY		

	File ID	DF	Analyzed	By	Prep Date	Prep Batch	Analytical Batch
Run #1	F37579.D	1	07/09/03	ENZ	07/03/03	OP14269	EF2134
Run #2 [a]	F37600.D	5	07/09/03	ENZ	07/03/03	OP14269	EF2135

	Initial Weight	Final Volume
Run #1	5.5 g	1.0 ml
Run #2	5.5 g	1.0 ml

BN TCL List

CAS No.	Compound	Result	RL	MDL	Units	Q
83-32-9	Acenaphthene	ND	440	51	ug/kg	
208-96-8	Acenaphthylene	ND	440	54	ug/kg	
120-12-7	Anthracene	ND UJ	440	85	ug/kg	
56-55-3	Benzo(a)anthracene	ND UJ	440	79	ug/kg	
50-32-8	Benzo(a)pyrene	ND UJ	440	79	ug/kg	
205-99-2	Benzo(b)fluoranthene	ND UJ	440	120	ug/kg	
191-24-2	Benzo(g,h,i)perylene	939 J	440	100	ug/kg	
207-08-9	Benzo(k)fluoranthene	ND UJ	440	49	ug/kg	
101-55-3	4-Bromophenyl phenyl ether	ND UJ	440	71	ug/kg	
85-68-7	Butyl benzyl phthalate	ND UJ	440	110	ug/kg	
91-58-7	2-Chloronaphthalene	ND	440	48	ug/kg	
106-47-8	4-Chloroaniline	ND	1100	130	ug/kg	
86-74-8	Carbazole	ND UJ	440	91	ug/kg	
218-01-9	Chrysene	ND UJ	440	95	ug/kg	
111-91-1	bis(2-Chloroethoxy)methane	ND	440	52	ug/kg	
111-44-4	bis(2-Chloroethyl)ether	ND	440	43	ug/kg	
108-60-1	bis(2-Chloroisopropyl)ether	ND	440	99	ug/kg	
7005-72-3	4-Chlorophenyl phenyl ether	ND	440	56	ug/kg	
95-50-1	1,2-Dichlorobenzene	ND	440	63	ug/kg	
541-73-1	1,3-Dichlorobenzene	ND	440	63	ug/kg	
106-46-7	1,4-Dichlorobenzene	ND	440	44	ug/kg	
121-14-2	2,4-Dinitrotoluene	ND	440	100	ug/kg	
606-20-2	2,6-Dinitrotoluene	ND	440	78	ug/kg	
91-94-1	3,3'-Dichlorobenzidine	ND UJ	1100	120	ug/kg	
53-70-3	Dibenzo(a,h)anthracene	ND UJ	440	110	ug/kg	
132-64-9	Dibenzofuran	ND	440	55	ug/kg	
84-74-2	Di-n-butyl phthalate	ND UJ	440	83	ug/kg	
117-84-0	Di-n-octyl phthalate	ND UJ	440	160	ug/kg	
84-66-2	Diethyl phthalate	ND	440	240	ug/kg	
131-11-3	Dimethyl phthalate	ND	440	60	ug/kg	
117-81-7	bis(2-Ethylhexyl)phthalate	2320 J	440	110	ug/kg	
206-44-0	Fluoranthene	704 J	440	81	ug/kg	

ND = Not detected MDL - Method Detection Limit
RL = Reporting Limit
E = Indicates value exceeds calibration range

J = Indicates an estimated value
B = Indicates analyte found in associated method blank
N = Indicates presumptive evidence of a compound

Accutest Laboratories

Report of Analysis

Client Sample ID:	SB-4 (24-28")		
Lab Sample ID:	N42697-23	**Date Sampled:**	06/30/03
Matrix:	SO - Soil	**Date Received:**	07/02/03
Method:	SW846 8270C SW846 3550B	**Percent Solids:**	81.9
Project:	AK Allen, 255 East 2nd Street, Mineola, NY		

BN TCL List

CAS No.	Compound	Result	RL	MDL	Units	Q
86-73-7	Fluorene	ND	440	45	ug/kg	
118-74-1	Hexachlorobenzene	ND UJ	440	67	ug/kg	
87-68-3	Hexachlorobutadiene	ND	440	67	ug/kg	
77-47-4	Hexachlorocyclopentadiene	ND UJ	4400	160	ug/kg	
67-72-1	Hexachloroethane	ND	1100	70	ug/kg	
193-39-5	Indeno(1,2,3-cd)pyrene	ND UJ	440	150	ug/kg	
78-59-1	Isophorone	ND	440	65	ug/kg	
91-57-6	2-Methylnaphthalene	ND	440	46	ug/kg	
88-74-4	2-Nitroaniline	ND	1100	120	ug/kg	
99-09-2	3-Nitroaniline	ND	1100	120	ug/kg	
100-01-6	4-Nitroaniline	ND	1100	140	ug/kg	
91-20-3	Naphthalene	ND	440	45	ug/kg	
98-95-3	Nitrobenzene	ND	440	84	ug/kg	
621-64-7	N-Nitroso-di-n-propylamine	ND	440	89	ug/kg	
86-30-6	N-Nitrosodiphenylamine	ND UJ	1100	75	ug/kg	
85-01-8	Phenanthrene	ND UJ	440	72	ug/kg	
129-00-0	Pyrene	2230 J	440	78	ug/kg	
120-82-1	1,2,4-Trichlorobenzene	ND	440	77	ug/kg	

CAS No.	Surrogate Recoveries	Run# 1	Run# 2	Limits
4165-60-0	Nitrobenzene-d5	73%	83%	30-122%
321-60-8	2-Fluorobiphenyl	71%	72%	39-112%
1718-51-0	Terphenyl-d14	143% b	103%	24-138%

CAS No.	Tentatively Identified Compounds	R.T.	Est. Conc.	Units	Q
	system artifact/aldol-condensation	4.93	84000	ug/kg	J
	alkane	13.28	38000	ug/kg	J
	unknown	13.39	26000	ug/kg	J
	alkane	13.83	25000	ug/kg	J
	alkane	13.90	120000	ug/kg	J
	unknown	14.28	38000	ug/kg	J
	unknown	14.45	49000	ug/kg	J
	unknown	14.58	40000	ug/kg	J
87-86-5	Phenol, pentachloro-	14.67	69000	ug/kg	JN
	alkane	15.03	76000	ug/kg	J
	unknown	16.23	51000	ug/kg	J
	unknown	23.98	27000	ug/kg	J
	alkane	24.16	46000	ug/kg	J

ND = Not detected MDL - Method Detection Limit
RL = Reporting Limit
E = Indicates value exceeds calibration range

J = Indicates an estimated value
B = Indicates analyte found in associated method blank
N = Indicates presumptive evidence of a compound

Report of Analysis

Client Sample ID:	SB-4 (24-28")		
Lab Sample ID:	N42697-23	**Date Sampled:**	06/30/03
Matrix:	SO - Soil	**Date Received:**	07/02/03
Method:	SW846 8270C SW846 3550B	**Percent Solids:**	81.9
Project:	AK Allen, 255 East 2nd Street, Mineola, NY		

BN TCL List

CAS No.	Tentatively Identified Compounds	R.T.	Est. Conc.	Units	Q
	alkane	24.52	66000	ug/kg	J
	unknown	24.87	25000	ug/kg	J
	unknown	26.20	32000	ug/kg	J
	Total TIC, Semi-Volatile		728000	ug/kg	J

(a) Confirmation run.
(b) Outside control limits due to matrix interference.

ND = Not detected MDL - Method Detection Limit
RL = Reporting Limit
E = Indicates value exceeds calibration range

J = Indicates an estimated value
B = Indicates analyte found in associated method blank
N = Indicates presumptive evidence of a compound

Accutest Laboratories

Report of Analysis

Client Sample ID:	SB-36 (0-12")		
Lab Sample ID:	N42697-26	**Date Sampled:**	06/30/03
Matrix:	SO - Soil	**Date Received:**	07/02/03
Method:	SW846 8270C SW846 3550B	**Percent Solids:**	76.8
Project:	AK Allen, 255 East 2nd Street, Mineola, NY		

	File ID	DF	Analyzed	By	Prep Date	Prep Batch	Analytical Batch
Run #1	R33019.D	1	07/08/03	YW	07/07/03	OP14301	ER1032
Run #2 [a]	R33046.D	1	07/09/03	YW	07/07/03	OP14301	ER1033

	Initial Weight	Final Volume
Run #1	30.0 g	1.0 ml
Run #2	30.0 g	1.0 ml

BN TCL List

CAS No.	Compound	Result	RL	MDL	Units	Q
83-32-9	Acenaphthene	ND	87	10	ug/kg	
208-96-8	Acenaphthylene	ND	87	11	ug/kg	
120-12-7	Anthracene	26.7	87	17	ug/kg	J
56-55-3	Benzo(a)anthracene	101	87	16	ug/kg	
50-32-8	Benzo(a)pyrene	104 J	87	16	ug/kg	
205-99-2	Benzo(b)fluoranthene	237 J	87	24	ug/kg	
191-24-2	Benzo(g,h,i)perylene	52.2 J	87	20	ug/kg	J
207-08-9	Benzo(k)fluoranthene	71.0 J	87	9.5	ug/kg	J
101-55-3	4-Bromophenyl phenyl ether	ND	87	14	ug/kg	
85-68-7	Butyl benzyl phthalate	27.8	87	21	ug/kg	J
91-58-7	2-Chloronaphthalene	ND	87	9.3	ug/kg	
106-47-8	4-Chloroaniline	ND	220	26	ug/kg	
86-74-8	Carbazole	23.1	87	18	ug/kg	J
218-01-9	Chrysene	162	87	18	ug/kg	
111-91-1	bis(2-Chloroethoxy)methane	ND	87	10	ug/kg	
111-44-4	bis(2-Chloroethyl)ether	ND	87	8.4	ug/kg	
108-60-1	bis(2-Chloroisopropyl)ether	ND	87	19	ug/kg	
7005-72-3	4-Chlorophenyl phenyl ether	ND	87	11	ug/kg	
95-50-1	1,2-Dichlorobenzene	ND	87	12	ug/kg	
541-73-1	1,3-Dichlorobenzene	ND	87	12	ug/kg	
106-46-7	1,4-Dichlorobenzene	ND	87	8.6	ug/kg	
121-14-2	2,4-Dinitrotoluene	ND	87	20	ug/kg	
606-20-2	2,6-Dinitrotoluene	ND	87	15	ug/kg	
91-94-1	3,3'-Dichlorobenzidine	ND	220	23	ug/kg	
53-70-3	Dibenzo(a,h)anthracene	ND U J	87	22	ug/kg	
132-64-9	Dibenzofuran	ND	87	11	ug/kg	
84-74-2	Di-n-butyl phthalate	ND	87	16	ug/kg	
117-84-0	Di-n-octyl phthalate	ND U J	87	31	ug/kg	
84-66-2	Diethyl phthalate	ND	87	47	ug/kg	
131-11-3	Dimethyl phthalate	ND	87	12	ug/kg	
117-81-7	bis(2-Ethylhexyl)phthalate	262	87	21	ug/kg	
206-44-0	Fluoranthene	269	87	16	ug/kg	

125

ND = Not detected MDL - Method Detection Limit
RL = Reporting Limit
E = Indicates value exceeds calibration range

J = Indicates an estimated value
B = Indicates analyte found in associated method blank
N = Indicates presumptive evidence of a compound

Report of Analysis

Client Sample ID:	SB-36 (0-12")		
Lab Sample ID:	N42697-26	**Date Sampled:**	06/30/03
Matrix:	SO - Soil	**Date Received:**	07/02/03
Method:	SW846 8270C SW846 3550B	**Percent Solids:**	76.8
Project:	AK Allen, 255 East 2nd Street, Mineola, NY		

BN TCL List

CAS No.	Compound	Result	RL	MDL	Units	Q
86-73-7	Fluorene	ND	87	8.9	ug/kg	
118-74-1	Hexachlorobenzene	ND	87	13	ug/kg	
87-68-3	Hexachlorobutadiene	ND	87	13	ug/kg	
77-47-4	Hexachlorocyclopentadiene	ND	870	31	ug/kg	
67-72-1	Hexachloroethane	ND	220	14	ug/kg	
193-39-5	Indeno(1,2,3-cd)pyrene	61.1 J	87	29	ug/kg	J
78-59-1	Isophorone	ND	87	13	ug/kg	
91-57-6	2-Methylnaphthalene	43.4	87	8.9	ug/kg	J
88-74-4	2-Nitroaniline	ND	220	23	ug/kg	
99-09-2	3-Nitroaniline	ND	220	23	ug/kg	
100-01-6	4-Nitroaniline	ND	220	27	ug/kg	
91-20-3	Naphthalene	26.6	87	8.8	ug/kg	J
98-95-3	Nitrobenzene	ND	87	16	ug/kg	
621-64-7	N-Nitroso-di-n-propylamine	ND	87	17	ug/kg	
86-30-6	N-Nitrosodiphenylamine	ND	220	15	ug/kg	
85-01-8	Phenanthrene	151	87	14	ug/kg	
129-00-0	Pyrene	199	87	15	ug/kg	
120-82-1	1,2,4-Trichlorobenzene	ND	87	15	ug/kg	

CAS No.	Surrogate Recoveries	Run# 1	Run# 2	Limits
4165-60-0	Nitrobenzene-d5	60%	61%	30-122%
321-60-8	2-Fluorobiphenyl	57%	58%	39-112%
1718-51-0	Terphenyl-d14	55%	54%	24-138%

CAS No.	Tentatively Identified Compounds	R.T.	Est. Conc.	Units	Q
	system artifact/aldol-condensation	4.09	~~39000~~ U	ug/kg	~~J~~ U
	unknown C15H24	9.64	470	ug/kg	J
	unknown	18.87	980	ug/kg	J
	unknown	18.97	360	ug/kg	J
	unknown	19.69	540	ug/kg	J
	alkane	20.25	350	ug/kg	J
	alkane	21.83	440	ug/kg	J
	unknown	22.70	450	ug/kg	J
	alkane	23.30	640	ug/kg	J
	unknown	23.35	690	ug/kg	J
	unknown	23.46	360	ug/kg	J
	alkane	24.66	1500	ug/kg	J
	unknown	24.74	3200	ug/kg	J

126

ND = Not detected MDL - Method Detection Limit
RL = Reporting Limit
E = Indicates value exceeds calibration range

J = Indicates an estimated value
B = Indicates analyte found in associated method blank
N = Indicates presumptive evidence of a compound

Report of Analysis

Client Sample ID:	SB-36 (0-12")		
Lab Sample ID:	N42697-26	**Date Sampled:**	06/30/03
Matrix:	SO - Soil	**Date Received:**	07/02/03
Method:	SW846 8270C SW846 3550B	**Percent Solids:**	76.8
Project:	AK Allen, 255 East 2nd Street, Mineola, NY		

BN TCL List

CAS No.	Tentatively Identified Compounds	R.T.	Est. Conc.	Units	Q
	alkane	25.99	400	ug/kg	J
	unknown	26.05	590	ug/kg	J
	unknown	26.22	330	ug/kg	J
	Total TIC, Semi-Volatile		11300	ug/kg	J

(a) Confirmation run.

ND = Not detected MDL - Method Detection Limit
RL = Reporting Limit
E = Indicates value exceeds calibration range

J = Indicates an estimated value
B = Indicates analyte found in associated method blank
N = Indicates presumptive evidence of a compound

Accutest Laboratories

Report of Analysis

Client Sample ID:	SB-37 (0-12")		
Lab Sample ID:	N42697-27	**Date Sampled:**	06/30/03
Matrix:	SO - Soil	**Date Received:**	07/02/03
Method:	SW846 8270C SW846 3550B	**Percent Solids:**	84.8
Project:	AK Allen, 255 East 2nd Street, Mineola, NY		

	File ID	DF	Analyzed	By	Prep Date	Prep Batch	Analytical Batch
Run #1	R33018.D	1	07/08/03	YW	07/07/03	OP14301	ER1032
Run #2							

	Initial Weight	Final Volume
Run #1	30.0 g	1.0 ml
Run #2		

BN TCL List

CAS No.	Compound	Result	RL	MDL	Units	Q
83-32-9	Acenaphthene	ND	79	9.1	ug/kg	
208-96-8	Acenaphthylene	ND	79	9.6	ug/kg	
120-12-7	Anthracene	ND	79	15	ug/kg	
56-55-3	Benzo(a)anthracene	40.4	79	14	ug/kg	J
50-32-8	Benzo(a)pyrene	44.0 J	79	14	ug/kg	J
205-99-2	Benzo(b)fluoranthene	94.5 J	79	22	ug/kg	
191-24-2	Benzo(g,h,i)perylene	34.0 J	79	18	ug/kg	J
207-08-9	Benzo(k)fluoranthene	31.7 J	79	8.6	ug/kg	J
101-55-3	4-Bromophenyl phenyl ether	ND	79	13	ug/kg	
85-68-7	Butyl benzyl phthalate	ND	79	19	ug/kg	
91-58-7	2-Chloronaphthalene	ND	79	8.4	ug/kg	
106-47-8	4-Chloroaniline	ND	200	24	ug/kg	
86-74-8	Carbazole	ND	79	16	ug/kg	
218-01-9	Chrysene	70.6	79	17	ug/kg	J
111-91-1	bis(2-Chloroethoxy)methane	ND	79	9.1	ug/kg	
111-44-4	bis(2-Chloroethyl)ether	ND	79	7.6	ug/kg	
108-60-1	bis(2-Chloroisopropyl)ether	ND	79	18	ug/kg	
7005-72-3	4-Chlorophenyl phenyl ether	ND	79	9.9	ug/kg	
95-50-1	1,2-Dichlorobenzene	ND	79	11	ug/kg	
541-73-1	1,3-Dichlorobenzene	ND	79	11	ug/kg	
106-46-7	1,4-Dichlorobenzene	ND	79	7.8	ug/kg	
121-14-2	2,4-Dinitrotoluene	ND	79	18	ug/kg	
606-20-2	2,6-Dinitrotoluene	ND	79	14	ug/kg	
91-94-1	3,3'-Dichlorobenzidine	ND	200	21	ug/kg	
53-70-3	Dibenzo(a,h)anthracene	ND UJ	79	20	ug/kg	
132-64-9	Dibenzofuran	ND	79	9.7	ug/kg	
84-74-2	Di-n-butyl phthalate	ND	79	15	ug/kg	
117-84-0	Di-n-octyl phthalate	ND UJ	79	28	ug/kg	
84-66-2	Diethyl phthalate	ND	79	42	ug/kg	
131-11-3	Dimethyl phthalate	ND	79	11	ug/kg	
117-81-7	bis(2-Ethylhexyl)phthalate	276	79	19	ug/kg	
206-44-0	Fluoranthene	117	79	14	ug/kg	

133

ND = Not detected MDL - Method Detection Limit
RL = Reporting Limit
E = Indicates value exceeds calibration range

J = Indicates an estimated value
B = Indicates analyte found in associated method blank
N = Indicates presumptive evidence of a compound

Report of Analysis

Client Sample ID:	SB-37 (0-12")		
Lab Sample ID:	N42697-27	**Date Sampled:**	06/30/03
Matrix:	SO - Soil	**Date Received:**	07/02/03
Method:	SW846 8270C SW846 3550B	**Percent Solids:**	84.8
Project:	AK Allen, 255 East 2nd Street, Mineola, NY		

BN TCL List

CAS No.	Compound	Result	RL	MDL	Units	Q
86-73-7	Fluorene	ND	79	8.0	ug/kg	
118-74-1	Hexachlorobenzene	ND	79	12	ug/kg	
87-68-3	Hexachlorobutadiene	ND	79	12	ug/kg	
77-47-4	Hexachlorocyclopentadiene	ND	790	28	ug/kg	
67-72-1	Hexachloroethane	ND	200	12	ug/kg	
193-39-5	Indeno(1,2,3-cd)pyrene	34.7 J	79	27	ug/kg	J
78-59-1	Isophorone	ND	79	12	ug/kg	
91-57-6	2-Methylnaphthalene	ND	79	8.1	ug/kg	
88-74-4	2-Nitroaniline	ND	200	21	ug/kg	
99-09-2	3-Nitroaniline	ND	200	21	ug/kg	
100-01-6	4-Nitroaniline	ND	200	24	ug/kg	
91-20-3	Naphthalene	ND	79	8.0	ug/kg	
98-95-3	Nitrobenzene	ND	79	15	ug/kg	
621-64-7	N-Nitroso-di-n-propylamine	ND	79	16	ug/kg	
86-30-6	N-Nitrosodiphenylamine	ND	200	13	ug/kg	
85-01-8	Phenanthrene	50.0	79	13	ug/kg	J
129-00-0	Pyrene	81.3	79	14	ug/kg	
120-82-1	1,2,4-Trichlorobenzene	ND	79	14	ug/kg	

CAS No.	Surrogate Recoveries	Run# 1	Run# 2	Limits
4165-60-0	Nitrobenzene-d5	72%		30-122%
321-60-8	2-Fluorobiphenyl	77%		39-112%
1718-51-0	Terphenyl-d14	71%		24-138%

CAS No.	Tentatively Identified Compounds	R.T.	Est. Conc.	Units	Q
	system artifact	3.48	~~210~~ U	ug/kg	~~J~~ U
66-25-1	Hexanal	3.52	210	ug/kg	JN
	system artifact/aldol-condensation	4.09	~~38000~~ U	ug/kg	~~J~~ U
	unknown	15.40	270	ug/kg	J
	unknown	18.86	300	ug/kg	J
	unknown	20.24	210	ug/kg	J
	alkane	21.82	190	ug/kg	J
	alkane	23.29	320	ug/kg	J
	alkane	24.66	590	ug/kg	J
	unknown	24.74	490	ug/kg	J
	unknown C29H48O	25.94	200	ug/kg	J
	unknown	26.04	260	ug/kg	J
	unknown	26.22	210	ug/kg	J

ND = Not detected MDL - Method Detection Limit
RL = Reporting Limit
E = Indicates value exceeds calibration range

J = Indicates an estimated value
B = Indicates analyte found in associated method blank
N = Indicates presumptive evidence of a compound

Report of Analysis

Client Sample ID:	SB-37 (0-12")		
Lab Sample ID:	N42697-27	**Date Sampled:**	06/30/03
Matrix:	SO - Soil	**Date Received:**	07/02/03
Method:	SW846 8270C SW846 3550B	**Percent Solids:**	84.8
Project:	AK Allen, 255 East 2nd Street, Mineola, NY		

BN TCL List

CAS No.	Tentatively Identified Compounds	R.T.	Est. Conc.	Units	Q
	unknown	26.52	230	ug/kg	J
	unknown	27.28	310	ug/kg	J
	unknown	27.58	280	ug/kg	J
	unknown	28.17	180	ug/kg	J
	Total TIC, Semi-Volatile		4250	ug/kg	J

ND = Not detected MDL - Method Detection Limit
RL = Reporting Limit
E = Indicates value exceeds calibration range

J = Indicates an estimated value
B = Indicates analyte found in associated method blank
N = Indicates presumptive evidence of a compound

Accutest Laboratories

Report of Analysis

Client Sample ID:	FB-7/1		
Lab Sample ID:	N42697-28	**Date Sampled:**	07/01/03
Matrix:	AQ - Field Blank Soil	**Date Received:**	07/02/03
Method:	SW846 8270C SW846 3510C	**Percent Solids:**	n/a
Project:	AK Allen, 255 East 2nd Street, Mineola, NY		

	File ID	DF	Analyzed	By	Prep Date	Prep Batch	Analytical Batch
Run #1	F37544.D	1	07/08/03	ENZ	07/03/03	OP14273	EF2133
Run #2							

	Initial Volume	Final Volume
Run #1	960 ml	1.0 ml
Run #2		

BN TCL List

CAS No.	Compound	Result	RL	MDL	Units	Q
83-32-9	Acenaphthene	ND	2.1	0.26	ug/l	
208-96-8	Acenaphthylene	ND	2.1	0.19	ug/l	
120-12-7	Anthracene	ND	2.1	0.23	ug/l	
56-55-3	Benzo(a)anthracene	ND	2.1	0.32	ug/l	
50-32-8	Benzo(a)pyrene	ND	2.1	0.34	ug/l	
205-99-2	Benzo(b)fluoranthene	ND	2.1	0.42	ug/l	
191-24-2	Benzo(g,h,i)perylene	ND	2.1	0.40	ug/l	
207-08-9	Benzo(k)fluoranthene	ND	2.1	0.42	ug/l	
101-55-3	4-Bromophenyl phenyl ether	ND	2.1	0.26	ug/l	
85-68-7	Butyl benzyl phthalate	ND	2.1	0.31	ug/l	
91-58-7	2-Chloronaphthalene	ND	5.2	0.29	ug/l	
106-47-8	4-Chloroaniline	ND	5.2	0.42	ug/l	
86-74-8	Carbazole	ND	2.1	0.33	ug/l	
218-01-9	Chrysene	ND	2.1	0.35	ug/l	
111-91-1	bis(2-Chloroethoxy)methane	ND	2.1	0.23	ug/l	
111-44-4	bis(2-Chloroethyl)ether	ND	2.1	0.30	ug/l	
108-60-1	bis(2-Chloroisopropyl)ether	ND	2.1	0.48	ug/l	
7005-72-3	4-Chlorophenyl phenyl ether	ND	2.1	0.25	ug/l	
95-50-1	1,2-Dichlorobenzene	ND	2.1	0.33	ug/l	
541-73-1	1,3-Dichlorobenzene	ND	2.1	0.31	ug/l	
106-46-7	1,4-Dichlorobenzene	ND	2.1	0.29	ug/l	
121-14-2	2,4-Dinitrotoluene	ND	2.1	0.37	ug/l	
606-20-2	2,6-Dinitrotoluene	ND	2.1	0.34	ug/l	
91-94-1	3,3'-Dichlorobenzidine	ND	5.2	0.44	ug/l	
53-70-3	Dibenzo(a,h)anthracene	ND	2.1	0.40	ug/l	
132-64-9	Dibenzofuran	ND	5.2	0.27	ug/l	
84-74-2	Di-n-butyl phthalate	ND	2.1	0.25	ug/l	
117-84-0	Di-n-octyl phthalate	ND	2.1	0.57	ug/l	
84-66-2	Diethyl phthalate	ND	2.1	0.32	ug/l	
131-11-3	Dimethyl phthalate	ND	2.1	0.25	ug/l	
117-81-7	bis(2-Ethylhexyl)phthalate	ND	2.1	0.45	ug/l	
206-44-0	Fluoranthene	ND	2.1	0.32	ug/l	

ND = Not detected MDL - Method Detection Limit
RL = Reporting Limit
E = Indicates value exceeds calibration range

J = Indicates an estimated value
B = Indicates analyte found in associated method blank
N = Indicates presumptive evidence of a compound

Accutest Laboratories

Report of Analysis

Client Sample ID:	FB-7/1		
Lab Sample ID:	N42697-28	**Date Sampled:**	07/01/03
Matrix:	AQ - Field Blank Soil	**Date Received:**	07/02/03
Method:	SW846 8270C SW846 3510C	**Percent Solids:**	n/a
Project:	AK Allen, 255 East 2nd Street, Mineola, NY		

BN TCL List

CAS No.	Compound	Result	RL	MDL	Units	Q
86-73-7	Fluorene	ND	2.1	0.23	ug/l	
118-74-1	Hexachlorobenzene	ND	2.1	0.29	ug/l	
87-68-3	Hexachlorobutadiene	ND	2.1	1.1	ug/l	
77-47-4	Hexachlorocyclopentadiene	ND UJ	21	1.6	ug/l	
67-72-1	Hexachloroethane	ND	5.2	0.69	ug/l	
193-39-5	Indeno(1,2,3-cd)pyrene	ND	2.1	0.82	ug/l	
78-59-1	Isophorone	ND	2.1	0.25	ug/l	
91-57-6	2-Methylnaphthalene	ND	2.1	0.33	ug/l	
88-74-4	2-Nitroaniline	ND	5.2	0.55	ug/l	
99-09-2	3-Nitroaniline	ND	5.2	0.98	ug/l	
100-01-6	4-Nitroaniline	ND	5.2	0.57	ug/l	
91-20-3	Naphthalene	ND	2.1	0.24	ug/l	
98-95-3	Nitrobenzene	ND	2.1	0.46	ug/l	
621-64-7	N-Nitroso-di-n-propylamine	ND	2.1	0.43	ug/l	
86-30-6	N-Nitrosodiphenylamine	ND	5.2	0.25	ug/l	
85-01-8	Phenanthrene	ND	2.1	0.18	ug/l	
129-00-0	Pyrene	ND	2.1	0.28	ug/l	
120-82-1	1,2,4-Trichlorobenzene	ND	2.1	0.29	ug/l	

CAS No.	Surrogate Recoveries	Run# 1	Run# 2	Limits
4165-60-0	Nitrobenzene-d5	83%		34-122%
321-60-8	2-Fluorobiphenyl	82%		38-113%
1718-51-0	Terphenyl-d14	97%		29-119%

CAS No.	Tentatively Identified Compounds	R.T.	Est. Conc.	Units	Q
	system artifact/aldol-condensation	4.89	~~5.3~~ U	ug/l	~~J~~
	Total TIC, Semi-Volatile		0	ug/l	

ND = Not detected MDL - Method Detection Limit
RL = Reporting Limit
E = Indicates value exceeds calibration range

J = Indicates an estimated value
B = Indicates analyte found in associated method blank
N = Indicates presumptive evidence of a compound

Accutest Laboratories

Report of Analysis

Client Sample ID:	EP-38		
Lab Sample ID:	N42697-1	**Date Sampled:**	07/01/03
Matrix:	SO - Soil	**Date Received:**	07/02/03
		Percent Solids:	96.5
Project:	AK Allen, 255 East 2nd Street, Mineola, NY		

Metals Analysis

Analyte	Result	RL	Units	DF	Prep	Analyzed	By	Method	Prep Method
Arsenic	2.5	1.0	mg/kg	1	07/07/03	07/10/03	KL	SW846 6010B	SW846 3050B
Barium	<20	20	mg/kg	1	07/07/03	07/10/03	KL	SW846 6010B	SW846 3050B
Cadmium	<0.51	0.51	mg/kg	1	07/07/03	07/10/03	KL	SW846 6010B	SW846 3050B
Chromium	5.3 J	1.0	mg/kg	1	07/07/03	07/10/03	KL	SW846 6010B	SW846 3050B
Lead	2.9	1.0	mg/kg	1	07/07/03	07/10/03	KL	SW846 6010B	SW846 3050B
Mercury	<0.032	0.032	mg/kg	1	07/08/03	07/08/03	WG	SW846 7471A	SW846 7471A
Selenium	<1.0	1.0	mg/kg	1	07/07/03	07/10/03	KL	SW846 6010B	SW846 3050B
Silver	<1.0	1.0	mg/kg	1	07/07/03	07/10/03	KL	SW846 6010B	SW846 3050B

RL = Reporting Limit

Accutest Laboratories

Report of Analysis

Client Sample ID:	EP-39		
Lab Sample ID:	N42697-3	**Date Sampled:**	07/01/03
Matrix:	SO - Soil	**Date Received:**	07/02/03
		Percent Solids:	76.7
Project:	AK Allen, 255 East 2nd Street, Mineola, NY		

Metals Analysis

Analyte	Result	RL	Units	DF	Prep	Analyzed	By	Method	Prep Method
Arsenic	4.7	1.3	mg/kg	1	07/07/03	07/10/03	KL	SW846 6010B	SW846 3050B
Barium	27.2	26	mg/kg	1	07/07/03	07/10/03	KL	SW846 6010B	SW846 3050B
Cadmium	<0.65	0.65	mg/kg	1	07/07/03	07/10/03	KL	SW846 6010B	SW846 3050B
Chromium	38.7 J	1.3	mg/kg	1	07/07/03	07/10/03	KL	SW846 6010B	SW846 3050B
Lead	8.9	1.3	mg/kg	1	07/07/03	07/10/03	KL	SW846 6010B	SW846 3050B
Mercury	<0.042	0.042	mg/kg	1	07/08/03	07/08/03	WG	SW846 7471A	SW846 7471A
Selenium	1.9	1.3	mg/kg	1	07/07/03	07/10/03	KL	SW846 6010B	SW846 3050B
Silver	<1.3	1.3	mg/kg	1	07/07/03	07/10/03	KL	SW846 6010B	SW846 3050B

RL = Reporting Limit

Accutest Laboratories

Report of Analysis

Client Sample ID:	SB-2 (24-28")		
Lab Sample ID:	N42697-19	**Date Sampled:**	06/30/03
Matrix:	SO - Soil	**Date Received:**	07/02/03
		Percent Solids:	75.8
Project:	AK Allen, 255 East 2nd Street, Mineola, NY		

Metals Analysis

Analyte	Result	RL	Units	DF	Prep	Analyzed	By	Method	Prep Method
Arsenic	91.8	1.3	mg/kg	1	07/07/03	07/10/03	KL	SW846 6010B	SW846 3050B
Barium	259	27	mg/kg	1	07/07/03	07/10/03	KL	SW846 6010B	SW846 3050B
Cadmium	<0.67	0.67	mg/kg	1	07/07/03	07/10/03	ND	SW846 6010B	SW846 3050B
Chromium	52.1 J	1.3	mg/kg	1	07/07/03	07/10/03	KL	SW846 6010B	SW846 3050B
Lead	264	1.3	mg/kg	1	07/07/03	07/10/03	KL	SW846 6010B	SW846 3050B
Mercury	<0.038	0.038	mg/kg	1	07/08/03	07/08/03	WG	SW846 7471A	SW846 7471A
Selenium	2.3	1.3	mg/kg	1	07/07/03	07/10/03	KL	SW846 6010B	SW846 3050B
Silver	<1.3	1.3	mg/kg	1	07/07/03	07/10/03	KL	SW846 6010B	SW846 3050B

RL = Reporting Limit

Accutest Laboratories

Report of Analysis

Client Sample ID:	SB-3 (24-28")		
Lab Sample ID:	N42697-20	**Date Sampled:**	06/30/03
Matrix:	SO - Soil	**Date Received:**	07/02/03
		Percent Solids:	81.0
Project:	AK Allen, 255 East 2nd Street, Mineola, NY		

Metals Analysis

Analyte	Result	RL	Units	DF	Prep	Analyzed	By	Method	Prep Method
Arsenic	15.3	1.2	mg/kg	1	07/07/03	07/10/03	KL	SW846 6010B	SW846 3050B
Barium	82.7	24	mg/kg	1	07/07/03	07/10/03	KL	SW846 6010B	SW846 3050B
Cadmium	7.5	0.61	mg/kg	1	07/07/03	07/10/03	ND	SW846 6010B	SW846 3050B
Chromium	63.5 J	1.2	mg/kg	1	07/07/03	07/10/03	KL	SW846 6010B	SW846 3050B
Lead	115	1.2	mg/kg	1	07/07/03	07/10/03	KL	SW846 6010B	SW846 3050B
Mercury	0.049	0.041	mg/kg	1	07/08/03	07/08/03	WG	SW846 7471A	SW846 7471A
Selenium	1.4	1.2	mg/kg	1	07/07/03	07/10/03	KL	SW846 6010B	SW846 3050B
Silver	<1.2	1.2	mg/kg	1	07/07/03	07/10/03	KL	SW846 6010B	SW846 3050B

RL = Reporting Limit

Accutest Laboratories

Report of Analysis

Client Sample ID:	SB-3 (36-40")		
Lab Sample ID:	N42697-21	**Date Sampled:**	06/30/03
Matrix:	SO - Soil	**Date Received:**	07/02/03
		Percent Solids:	95.7
Project:	AK Allen, 255 East 2nd Street, Mineola, NY		

Metals Analysis

Analyte	Result	RL	Units	DF	Prep	Analyzed	By	Method	Prep Method
Arsenic	<1.0	1.0	mg/kg	1	07/07/03	07/10/03	KL	SW846 6010B	SW846 3050B
Barium	<20	20	mg/kg	1	07/07/03	07/10/03	KL	SW846 6010B	SW846 3050B
Cadmium	<0.51	0.51	mg/kg	1	07/07/03	07/10/03	KL	SW846 6010B	SW846 3050B
Chromium	7.5 J	1.0	mg/kg	1	07/07/03	07/10/03	KL	SW846 6010B	SW846 3050B
Lead	6.2	1.0	mg/kg	1	07/07/03	07/10/03	KL	SW846 6010B	SW846 3050B
Mercury	<0.032	0.032	mg/kg	1	07/08/03	07/08/03	WG	SW846 7471A	SW846 7471A
Selenium	<1.0	1.0	mg/kg	1	07/07/03	07/10/03	KL	SW846 6010B	SW846 3050B
Silver	<1.0	1.0	mg/kg	1	07/07/03	07/10/03	KL	SW846 6010B	SW846 3050B

RL = Reporting Limit

Accutest Laboratories

Report of Analysis

Client Sample ID:	SB-3A (24-28")		
Lab Sample ID:	N42697-22	**Date Sampled:**	06/30/03
Matrix:	SO - Soil	**Date Received:**	07/02/03
		Percent Solids:	81.4
Project:	AK Allen, 255 East 2nd Street, Mineola, NY		

Metals Analysis

Analyte	Result	RL	Units	DF	Prep	Analyzed	By	Method	Prep Method
Arsenic	19.6	1.2	mg/kg	1	07/07/03	07/10/03	KL	SW846 6010B	SW846 3050B
Barium	25.5	25	mg/kg	1	07/07/03	07/10/03	KL	SW846 6010B	SW846 3050B
Cadmium	5.4	0.61	mg/kg	1	07/07/03	07/11/03	ND	SW846 6010B	SW846 3050B
Chromium	8.5	1.2	mg/kg	1	07/07/03	07/10/03	KL	SW846 6010B	SW846 3050B
Lead	105	1.2	mg/kg	1	07/07/03	07/10/03	KL	SW846 6010B	SW846 3050B
Mercury	0.054	0.036	mg/kg	1	07/08/03	07/08/03	WG	SW846 7471A	SW846 7471A
Selenium	1.5	1.2	mg/kg	1	07/07/03	07/10/03	KL	SW846 6010B	SW846 3050B
Silver	<1.2	1.2	mg/kg	1	07/07/03	07/10/03	KL	SW846 6010B	SW846 3050B

RL = Reporting Limit

Accutest Laboratories

Report of Analysis

Client Sample ID:	SB-4 (24-28")		
Lab Sample ID:	N42697-23	**Date Sampled:**	06/30/03
Matrix:	SO - Soil	**Date Received:**	07/02/03
		Percent Solids:	81.9
Project:	AK Allen, 255 East 2nd Street, Mineola, NY		

Metals Analysis

Analyte	Result	RL	Units	DF	Prep	Analyzed	By	Method	Prep Method
Arsenic	16.6	1.2	mg/kg	1	07/07/03	07/10/03	KL	SW846 6010B	SW846 3050B
Barium	91.6	25	mg/kg	1	07/07/03	07/10/03	KL	SW846 6010B	SW846 3050B
Cadmium	<0.62	0.62	mg/kg	1	07/07/03	07/11/03	ND	SW846 6010B	SW846 3050B
Chromium	14.2 J	1.2	mg/kg	1	07/07/03	07/10/03	KL	SW846 6010B	SW846 3050B
Lead	183	1.2	mg/kg	1	07/07/03	07/10/03	KL	SW846 6010B	SW846 3050B
Mercury	0.065	0.039	mg/kg	1	07/08/03	07/08/03	WG	SW846 7471A	SW846 7471A
Selenium	1.6	1.2	mg/kg	1	07/07/03	07/10/03	KL	SW846 6010B	SW846 3050B
Silver	<1.2	1.2	mg/kg	1	07/07/03	07/10/03	KL	SW846 6010B	SW846 3050B

RL = Reporting Limit

Accutest Laboratories

Report of Analysis

Client Sample ID:	SB-36 (0-12")		
Lab Sample ID:	N42697-26	**Date Sampled:**	06/30/03
Matrix:	SO - Soil	**Date Received:**	07/02/03
		Percent Solids:	76.8
Project:	AK Allen, 255 East 2nd Street, Mineola, NY		

Metals Analysis

Analyte	Result	RL	Units	DF	Prep	Analyzed	By	Method	Prep Method
Arsenic	9.5	1.3	mg/kg	1	07/07/03	07/10/03	KL	SW846 6010B	SW846 3050B
Barium	38.7	26	mg/kg	1	07/07/03	07/10/03	KL	SW846 6010B	SW846 3050B
Cadmium	0.67	0.66	mg/kg	1	07/07/03	07/11/03	ND	SW846 6010B	SW846 3050B
Chromium	32.9	1.3	mg/kg	1	07/07/03	07/10/03	KL	SW846 6010B	SW846 3050B
Lead	172	1.3	mg/kg	1	07/07/03	07/10/03	KL	SW846 6010B	SW846 3050B
Mercury	0.12	0.037	mg/kg	1	07/08/03	07/08/03	WG	SW846 7471A	SW846 7471A
Selenium	<1.3	1.3	mg/kg	1	07/07/03	07/10/03	KL	SW846 6010B	SW846 3050B
Silver	<1.3	1.3	mg/kg	1	07/07/03	07/10/03	KL	SW846 6010B	SW846 3050B

RL = Reporting Limit

Accutest Laboratories

Report of Analysis

Client Sample ID:	SB-37 (0-12")		
Lab Sample ID:	N42697-27	**Date Sampled:**	06/30/03
Matrix:	SO - Soil	**Date Received:**	07/02/03
		Percent Solids:	84.8
Project:	AK Allen, 255 East 2nd Street, Mineola, NY		

Metals Analysis

Analyte	Result	RL	Units	DF	Prep	Analyzed	By	Method	Prep Method
Arsenic	4.0	1.2	mg/kg	1	07/07/03	07/10/03	KL	SW846 6010B	SW846 3050B
Barium	<23	23	mg/kg	1	07/07/03	07/10/03	KL	SW846 6010B	SW846 3050B
Cadmium	<0.58	0.58	mg/kg	1	07/07/03	07/11/03	ND	SW846 6010B	SW846 3050B
Chromium	20.6 J	1.2	mg/kg	1	07/07/03	07/10/03	KL	SW846 6010B	SW846 3050B
Lead	26.3	1.2	mg/kg	1	07/07/03	07/10/03	KL	SW846 6010B	SW846 3050B
Mercury	0.053	0.038	mg/kg	1	07/08/03	07/08/03	WG	SW846 7471A	SW846 7471A
Selenium	1.2	1.2	mg/kg	1	07/07/03	07/10/03	KL	SW846 6010B	SW846 3050B
Silver	<1.2	1.2	mg/kg	1	07/07/03	07/10/03	KL	SW846 6010B	SW846 3050B

RL = Reporting Limit

Accutest Laboratories

Report of Analysis

Client Sample ID:	FB-7/1		
Lab Sample ID:	N42697-28	**Date Sampled:**	07/01/03
Matrix:	AQ - Field Blank Soil	**Date Received:**	07/02/03
		Percent Solids:	n/a
Project:	AK Allen, 255 East 2nd Street, Mineola, NY		

Metals Analysis

Analyte	Result	RL	Units	DF	Prep	Analyzed	By	Method	Prep Method
Aluminum	<200	200	ug/l	1	07/06/03	07/10/03	ND	SW846 6010B	SW846 3010A
Antimony	<5.0	5.0	ug/l	1	07/06/03	07/10/03	ND	SW846 6010B	SW846 3010A
Arsenic	<5.0	5.0	ug/l	1	07/06/03	07/10/03	ND	SW846 6010B	SW846 3010A
Barium	<200	200	ug/l	1	07/06/03	07/10/03	ND	SW846 6010B	SW846 3010A
Beryllium	<5.0	5.0	ug/l	1	07/06/03	07/10/03	ND	SW846 6010B	SW846 3010A
Cadmium	<4.0	4.0	ug/l	1	07/06/03	07/10/03	ND	SW846 6010B	SW846 3010A
Calcium	<5000	5000	ug/l	1	07/06/03	07/10/03	ND	SW846 6010B	SW846 3010A
Chromium	<10	10	ug/l	1	07/06/03	07/10/03	ND	SW846 6010B	SW846 3010A
Cobalt	<50	50	ug/l	1	07/06/03	07/10/03	ND	SW846 6010B	SW846 3010A
Copper	<25	25	ug/l	1	07/06/03	07/10/03	ND	SW846 6010B	SW846 3010A
Iron	<100	100	ug/l	1	07/06/03	07/10/03	ND	SW846 6010B	SW846 3010A
Lead	<3.0	3.0	ug/l	1	07/06/03	07/10/03	ND	SW846 6010B	SW846 3010A
Magnesium	<5000	5000	ug/l	1	07/06/03	07/10/03	ND	SW846 6010B	SW846 3010A
Manganese	<15	15	ug/l	1	07/06/03	07/10/03	ND	SW846 6010B	SW846 3010A
Mercury	<0.20	0.20	ug/l	1	07/09/03	07/09/03	WG	SW846 7470A	SW846 7470A
Nickel	<40	40	ug/l	1	07/06/03	07/10/03	ND	SW846 6010B	SW846 3010A
Potassium	<5000	5000	ug/l	1	07/06/03	07/10/03	ND	SW846 6010B	SW846 3010A
Selenium	<5.0	5.0	ug/l	1	07/06/03	07/10/03	ND	SW846 6010B	SW846 3010A
Silver	<10	10	ug/l	1	07/06/03	07/10/03	ND	SW846 6010B	SW846 3010A
Sodium	<5000	5000	ug/l	1	07/06/03	07/10/03	ND	SW846 6010B	SW846 3010A
Thallium	<10	10	ug/l	1	07/06/03	07/10/03	ND	SW846 6010B	SW846 3010A
Vanadium	<50	50	ug/l	1	07/06/03	07/10/03	ND	SW846 6010B	SW846 3010A
Zinc	<20	20	ug/l	1	07/06/03	07/10/03	ND	SW846 6010B	SW846 3010A

RL = Reporting Limit

Accutest LabLink@175337 13:51 14-Jan-2004

Report of Analysis

Client Sample ID:	FD-1 (E)U		
Lab Sample ID:	N42697-24	Date Sampled:	07/01/03
Matrix:	SO - Soil	Date Received:	07/02/03
Method:	SW846 8082 SW846 3550B	Percent Solids:	84.9
Project:	AK Allen, 255 East 2nd Street, Mineola, NY		

	File ID	DF	Analyzed	By	Prep Date	Prep Batch	Analytical Batch
Run #1	OA5160.D	1	07/09/03	SY	07/07/03	OP14300	GOA161
Run #2							

	Initial Weight	Final Volume
Run #1	30.0 g	10.0 ml
Run #2		

PCB List

CAS No.	Compound	Result	RL	MDL	Units	Q
12674-11-2	Aroclor 1016	ND	20	2.8	ug/kg	
11104-28-2	Aroclor 1221	ND	20	6.0	ug/kg	
11141-16-5	Aroclor 1232	ND	20	4.5	ug/kg	
53469-21-9	Aroclor 1242	ND	20	3.4	ug/kg	
12672-29-6	Aroclor 1248	ND	20	3.0	ug/kg	
11097-69-1	Aroclor 1254	ND	20	1.9	ug/kg	
11096-82-5	Aroclor 1260	52.2	20	3.5	ug/kg	

CAS No.	Surrogate Recoveries	Run# 1	Run# 2	Limits
877-09-8	Tetrachloro-m-xylene	78%		26-142%
877-09-8	Tetrachloro-m-xylene	76%		26-142%
2051-24-3	Decachlorobiphenyl	68%		32-153%
2051-24-3	Decachlorobiphenyl	70%		32-153%

ND = Not detected MDL - Method Detection Limit
RL = Reporting Limit
E = Indicates value exceeds calibration range

J = Indicates an estimated value
B = Indicates analyte found in associated method blank
N = Indicates presumptive evidence of a compound

ACCUTEST Laboratories

Accutest LabLink@175337 13:51 14-Jan-2004

Report of Analysis

Client Sample ID:	FD-1 (S)U		
Lab Sample ID:	N42697-25	Date Sampled:	07/01/03
Matrix:	SO - Soil	Date Received:	07/02/03
Method:	SW846 8082 SW846 3550B	Percent Solids:	83.6
Project:	AK Allen, 255 East 2nd Street, Mineola, NY		

	File ID	DF	Analyzed	By	Prep Date	Prep Batch	Analytical Batch
Run #1	OA5161.D	1	07/09/03	SY	07/07/03	OP14300	GOA161
Run #2							

	Initial Weight	Final Volume
Run #1	30.1 g	10.0 ml
Run #2		

PCB List

CAS No.	Compound	Result	RL	MDL	Units	Q
12674-11-2	Aroclor 1016	ND	20	2.8	ug/kg	
11104-28-2	Aroclor 1221	ND	20	6.0	ug/kg	
11141-16-5	Aroclor 1232	ND	20	4.5	ug/kg	
53469-21-9	Aroclor 1242	ND	20	3.4	ug/kg	
12672-29-6	Aroclor 1248	ND	20	3.0	ug/kg	
11097-69-1	Aroclor 1254	ND	20	1.9	ug/kg	
11096-82-5	Aroclor 1260	ND	20	3.5	ug/kg	

CAS No.	Surrogate Recoveries	Run# 1	Run# 2	Limits
877-09-8	Tetrachloro-m-xylene	84%		26-142%
877-09-8	Tetrachloro-m-xylene	80%		26-142%
2051-24-3	Decachlorobiphenyl	77%		32-153%
2051-24-3	Decachlorobiphenyl	81%		32-153%

ND = Not detected MDL - Method Detection Limit
RL = Reporting Limit
E = Indicates value exceeds calibration range
J = Indicates an estimated value
B = Indicates analyte found in associated method blank
N = Indicates presumptive evidence of a compound

APPENDIX C

2815 COVERED BRIDGE ROAD, MERRICK, NEW YORK 11566
(516) 223-9761 • FAX (516) 223-0983

ACCUTEST.

NYASP Sample Log-In Summary

NY2 697

Lab Name: ACCUTEST Page 1 of 1

Received by (Print Name): M CATENA Log-in Date: 7/2/03

Received by (Signature): M Catena

Case Number: N/A

SDG Number:

SAS Number: N/A

REMARKS:

1. Custody Seal(s) Present/Absent* Intact/Broken
2. Custody Seal Numbers: N/A
3. Chain-of-Custody Records Present/Absent*
4. Contract Lab Sample Inform. Sheet (CLSIS) Present/Absent* N/A
5. Airbill Airbill/Sticker Present/Absent*
6. Airbill No.: - ILLEGIBLE
7. Sample Tags Sample Tag Nos. Present/Absent* N/A Listed/Not Listed on Chain-of-Custody N/A
8. Sample Condition Intact/Broken*/ Leaking
9. Does Information on custody rec., CLSIS, & sample tags agree COC + LABELS MATCH REC'D EXTRA SAMPLES NOT ON COC Yes/No*
10. Date received at Lab: 7/2/03
11. Time Received: 1115

NYSDEC SAMPLE #	CORRESPONDING SAMPLE TAG #	CORRESPONDING ASSIGNED LAB #	REMARKS: CONDITION OF SAMPLE SHIPMENT, ETC.
N/A		N42697-1	
N/A		-2	
N/A		-3	MS/MSD
N/A		-4	
N/A		-5	
N/A		-6	
N/A		-7	
N/A		-8	
N/A		-9	
N/A		-10	
N/A		-11	
N/A		-12	
N/A		-13	
N/A		-14	
N/A		-15	
N/A		-16	
N/A		-17	
N/A		-18	
N/A		-19	
N/A		-20	
N/A		-21	
N/A		-22	
N/A		-23	
N/A		-24	
N/A		-25	
N/A		-26	
N/A		-27	
		-28	FB
		-29	TB

Sample Transfer

Fraction:

Area #:

By:

On:

See Internal Chain of Custody

* Contract BTSR and attach record of resolution

Reviewed By:

Date:

Logbook No.: N/A

Logbook Page No.: N/A

Form: SM10

Rev. Date: 2/2/99

ACCUTEST Laboratories

CHAIN OF CUSTODY

2235 Route 130, Dayton NJ 08810
TEL. 732-329-0200 FAX: 732-329-3499/3480
www.accutest.com

50, F8, T8

FED-EX Tracking #	Bottle Order Control #
Accutest Quote #	Accutest Job # NY2697

Client / Reporting Information

Company Name	CA Rich Consultants
Address	17 Dupont Street
City / State / Zip	Plainview NY 11803
Project Contact / E-mail	Eric Weinstock
Phone #	(516) 576-8844
Sampler's Name	Steven Sobstyl

Project Information

Project Name	A.K. Allen Company
Street	255 Second Street
City / State	Mineola NY 11501
Project #	AK Allen EC
Fax #	(516) 576 0093
Client Purchase Order #	AK Allen EC

Requested Analysis

8260 ☐ 624 ☐ 8021 ☐ 602 ☐ PAUG ☐ BTEX ☐ MTBE ☐ TBA ☐ NAP ☐ PALG ☐
8260 ☐ 624 ☐ TCL ☐ PPL ☐ STARS ☐ MTBE ☐ TBA ☐ NAP ☐ +10 ☐ +15 ☐
8270 ☐ 625 ☐ TCL ☐ PPL ☐ STARS ☐ ABN ☐ BN ☐ PAH ☐ PADF ☐ +TICs ☐

Matrix Codes: DW - Drinking Water; GW - Ground Water; WW - Water; SW - Surface Water; SO - Soil; SL - Sludge; OI - Oil; LIQ - Other Liquid; AIR - Air; SOL - Other Solid; WP - Wipe

Accutest Sample #	Field ID / Point of Collection	SUMMA # / MEOH Vial #	Collection Date	Collection Time	Sampled By	Matrix	# of bottles	HCl	NaOH	HNO3	H2SO4	NONE	NaHSO4	MEOH	ENCORE	VOC 8260+	SVOC 8270 BN	PCBs 8085	Metals	LAB USE ONLY
-19	SB-2 (24-28")	VSM	6/30/03	1400	SS	SO	2					2				1	1	→		EX50, 19F1
-20	SB-3 (24-28")	VSM	↓	1300	↓	↓	2					2				1	1	→		EX50
-21	SB-3 (36-40")	VSM	↓	1315	↓	↓	2					2				1	1	→		EX2, AMET, 805
-22	SB-3A (24-28")	VSM	↓	1320	↓	↓	2					2				1	1	→		805
-23	SB-4 (24-28")	VSM	↓	1330	↓	↓	2					2				1	1	→		
-24	⊕ FD-1(E)U		7/1/03				1													
-25	⊕ FD-1(S)U		7/1/03				1													
-26	⊕ SB-36 (0-12")	VSM	6/30/03				2													
-27	⊕ SB-37 (0-12")	VSM	6/30/03 ⊕				2													
-28	FB-7/1	VSM	7/1/03	1400			5	2		1		2				2	1	1	1	
-29	TB-7/1	V	7/1/03	X			2	2								1				

Turnaround Time (Business Days)

- ☐ Std. 15 Business Days
- ☐ 10 Day RUSH
- ☒ 5 Day RUSH
- ☐ 3 Day EMERGENCY
- ☐ 2 Day EMERGENCY
- ☐ 1 Day EMERGENCY
- ☐ Other

Approved By: / Date:

Emergency & Rush T/A data available VIA LabLink

Data Deliverable Information

- ☐ Commercial "A"
- ☐ Commercial "B"
- ☐ NJ Reduced
- ☐ NJ Full
- ☐ Other _____
- ☐ FULL CLP
- ☐ NYASP Category A
- ☒ NYASP Category B
- ☐ State Forms
- ☐ EDD Format _____

Commercial "A" = Results Only

Comments / Remarks

Rush 5 Day T.A.T

⊕ ADDITIONAL SAMPLE REC'D; ADDED TO C.O.C. (SO 7/2/03)

VOC 8260 to include 1,3,5 and 1,2,4 Trimethylbenzene

• add to c-o-c + analyze per attached (analyses on attached)

Sample Custody must be documented below each time samples change possession, including courier delivery.

Relinquished by Sampler:	Date Time:	Received by:	Relinquished by Sampler:	Date Time:	Received by:
1 [signature]	7/1/03	1 UPS	2 UPS	7/2/03 11:15	2 [signature] 7/3/03
Relinquished by: 3	Date Time:	Received by: 3	Relinquished by: 4	Date Time:	Received by: 4
Relinquished by: 5	Date Time:	Received by: 5	Custody Seal #	Preserved where applicable ☑	On Ice ☑ Cooler Temp. 6

AAA

CHAIN OF CUSTODY

Page 1 of 3

ACCUTEST Laboratories

50

2235 Route 130, Dayton NJ 08810
TEL. 732-329-0200 FAX: 732-329-3499/3480
www.accutest.com

FED-EX Tracking #	Bottle Order Control # SM-6/25/03-3
Accutest Quote #	Accutest Job # N42697

Client / Reporting Information

Company Name	CA Rich Consultants
Address	17 Dupont Street
City / State / Zip	Plainview NY 11803
Project Contact / E-mail	Eric Weinstock
Phone #	(516) 576 8844
Sampler's Name	Steve Sobstyl

Project Information

Project Name	AK Allen EC
Street	255 East Second St
City / State	Mineola NY 11501
Project #	AK Allen
Fax #	(516) 576 0093
Client Purchase Order #	

Requested Analysis

Accutest Sample #	Field ID / Point of Collection	SUMMA # / MEOH Vial #	Collection Date	Time	Sampled By	Matrix	# of bottles	HCl	NaOH	HNO3	H2SO4	NONE	NaHSO4	MEOH	ENCORE	8260 BTEX ☐ 624 MTBE ☐ 8021 TBA ☐ 602 NAP ☐ PALG ☐	8260 TBA ☐ 624 NAP ☐ TCL ☐ PPL ☐ STARS ☐ MTBE ☐ +10 ☐ +15 ☐	8270 ABN ☐ 625 BN ☐ TCL ☐ PPL ☐ STARS ☐ PAH ☐ PADF ☐ +TICs ☐	VOC 8260	SVOC 8270 BN	Metals	PCB 8085					Matrix Codes: DW - Drinking Water, GW - Ground Water, WW - Water, SW - Surface Water, SO - Soil, SL - Sludge, OI - Oil, LIQ - Other Liquid, AIR - Air, SOL - Other Solid, WP - Wipe; LAB USE ONLY
-1	EP-38 VSM		7/1/03	1030	SS	SO	2					2							1	1	→	→					EX50, 19F1
-2	EP-38 (U)		↓	1030	↓	↓	1					1										1					EX50
-3	*EP-39 VSM		↓	1100	↓	↓	2					2							1	1	→						
-4	EP-39 (U)		↓	1100	↓	↓	1					1										1					
-5	EP-39 (L)		↓	1100	↓	↓	1					1										1					
-6	EP-40		↓	1115	↓	↓	2					2							1	1	→	→					
-7	EP-40 (U)		↓	1115	↓	↓	1					1										1					
-8	EP-41		↓	1145	↓	↓	2					2							1	1	→						
-9	EP-41 (U)		↓	1145	↓	↓	1					1										1					
-10	EP-41 (L)		↓	1145	↓	↓	1					1										1					

Turnaround Time (Business Days)

- ☐ Std. 15 Business Days
- ☐ 10 Day RUSH
- ☒ 5 Day RUSH
- ☐ 3 Day EMERGENCY
- ☐ 2 Day EMERGENCY
- ☐ 1 Day EMERGENCY
- ☐ Other

Approved By: / Date:

Emergency & Rush T/A data available VIA LabLink

Data Deliverable Information

- ☐ Commercial "A"
- ☐ Commercial "B"
- ☐ NJ Reduced
- ☐ NJ Full
- ☐ Other _____
- ☐ FULL CLP
- ☐ NYASP Category A
- ☒ NYASP Category B
- ☐ State Forms
- ☐ EDD Format _____

Commercial "A" = Results Only

Comments / Remarks

Rush 5 Day T.AT
* EP-39 designate MS/MSD
VOC 8260 to include
135 and 124 Trimethylbenzene

Sample Custody must be documented below each time samples change possession, including courier delivery.

Relinquished by Sampler:	Date Time:	Received by:	Relinquished by Sampler:	Date Time:	Received by:
1 [signature]	7/1/03	1 UPS	2 UPS	7/2/03 1115	2 [signature]
Relinquished by: 3	Date Time:	Received by: 3	Relinquished by: 4	Date Time:	Received by: 4
Relinquished by: 5	Date Time:	Received by: 5	Custody Seal # NONE	Preserved where applicable ☐	On Ice ☒ Cooler Temp. 6

DATA

CHAIN OF CUSTODY

Page 2 of 3

ACCUTEST. Laboratories

50

2235 Route 130, Dayton NJ 08810
TEL. 732-329-0200 FAX: 732-329-3499/3480
www.accutest.com

FED-EX Tracking #:
Bottle Order Control #:
Accutest Quote #:
Accutest Job #: N42697

Client / Reporting Information

Company Name: A Rich Consultants
Address: 17 Dupont Street
City: Plainview State: NY Zip: 11803
Project Contact: Eric Weinstock E-mail:
Phone #: (516) 576 8844
Sampler's Name: Steve Sobstyl

Project Information

Project Name: AK Allen Company
Street: 255 East Second St
City: Mineola State: NY 11501
Project #: AK Allen EC
Fax #: (516) 576 0093
Client Purchase Order #: AK Allen EC

Requested Analysis

8260 ☐ BTEX ☐ 8021 ☐ MTBE ☐ TBA ☐ 602 ☐ NAP ☐ PNAG ☐ PNLG ☐
8260 ☐ 624 ☐ TCL ☐ PPL ☐ STARS ☐ MTBE ☐ TBA ☐ NAP ☐ +10 ☐ +15 ☐
8270 ☐ ABN ☐ 625 ☐ TCL ☐ PPL ☐ STARS ☐ BN ☐ PAH ☐ PADF ☐ +TICs ☐
VOC 8260
SVOC 8270 BN
Metals
PCB 8082

Matrix Codes

DW - Drinking Water
GW - Ground Water
WW - Water
SW - Surface Water
SO - Soil
SL - Sludge
OI - Oil
LIQ - Other Liquid
AIR - Air
SOL - Other Solid
WP - Wipe

Accutest Sample #	Field ID / Point of Collection	SUMMA # / MEOH Vial #	Collection Date	Collection Time	Sampled By	Matrix	# of bottles	HCl	NaOH	HNO3	H2SO4	NONE	NaHSO4	MEOH	EnCore	VOC 8260	SVOC 8270 BN	Metals	PCB 8082	LAB USE ONLY
-11	EP-42		7/1/03	1200	SS	SO	2					2				1	1	→	→	EX50, 19F1
-12	EP-42 (4)		1	1200			1					1							1	EX50
-13	SB-6 (6")			1230			1					1							1	
-14	SB-6 (12")			1235			1					1							1	
-15	SB-6 (18")			1240			1					1							1	
-16	SB-7 (6")			1300			1					1							1	
-17	SB-7 (12")			1305			1					1							1	
-18	SB-7 (18")			1310	↓	↓	1					1							1	

Turnaround Time (Business Days)

- ☐ Std. 15 Business Days
- ☐ 10 Day *RUSH*
- ☒ 5 Day *RUSH*
- ☐ 3 Day *EMERGENCY*
- ☐ 2 Day *EMERGENCY*
- ☐ 1 Day *EMERGENCY*
- ☐ Other

Approved By: / Date:

Emergency & Rush T/A data available VIA LabLink

Data Deliverable Information

- ☐ Commercial "A"
- ☐ Commercial "B"
- ☐ NJ Reduced
- ☐ NJ Full
- ☐ Other _____
- ☐ FULL CLP
- ☐ NYASP Category A
- ☒ NYASP Category B
- ☐ State Forms
- ☐ EDD Format _____

Commercial "A" = Results Only

Comments / Remarks

Rush 5 Day T.AT

VOC 8260 to include 135 and 124 Trimethylbenzene

Sample Custody must be documented below each time samples change possession, including courier delivery.

Relinquished by Sampler:	Date Time:	Received by:	Relinquished by Sampler:	Date Time:	Received by:
1 [signature]	7/1/03	1 UPS	2 UPS	7/1/03 1115	2 [signature]
Relinquished by: 3	Date Time:	Received by: 3	Relinquished by: 4	Date Time:	Received by: 4
Relinquished by: 5	Date Time:	Received by: 5	Custody Seal #	Preserved where applicable ☐	On Ice ☑ Cooler Temp. 6

Accutest Laboratories

Report of Analysis

Client Sample ID:	FB-7/1		
Lab Sample ID:	N42697-28	**Date Sampled:**	07/01/03
Matrix:	AQ - Field Blank Soil	**Date Received:**	07/02/03
Method:	SW846 8260B	**Percent Solids:**	n/a
Project:	AK Allen, 255 East 2nd Street, Mineola, NY		

	File ID	DF	Analyzed	By	Prep Date	Prep Batch	Analytical Batch
Run #1	X8895.D	1	07/07/03	DTM	n/a	n/a	VX342
Run #2							

	Purge Volume
Run #1	5.0 ml
Run #2	

VOA TCL List

CAS No.	Compound	Result	RL	MDL	Units	Q
67-64-1	Acetone	ND	10	3.0	ug/l	
71-43-2	Benzene	ND	1.0	0.21	ug/l	
75-27-4	Bromodichloromethane	ND	1.0	0.29	ug/l	
75-25-2	Bromoform	ND	4.0	0.23	ug/l	
74-83-9	Bromomethane	ND	2.0	0.74	ug/l	
78-93-3	2-Butanone (MEK)	ND	10	2.7	ug/l	
75-15-0	Carbon disulfide	ND	2.0	0.33	ug/l	
56-23-5	Carbon tetrachloride	ND	1.0	0.38	ug/l	
108-90-7	Chlorobenzene	ND	1.0	0.24	ug/l	
75-00-3	Chloroethane	ND	1.0	0.93	ug/l	
67-66-3	Chloroform	ND	1.0	0.35	ug/l	
74-87-3	Chloromethane	ND	1.0	0.37	ug/l	
124-48-1	Dibromochloromethane	ND	1.0	0.25	ug/l	
75-34-3	1,1-Dichloroethane	ND	1.0	0.29	ug/l	
107-06-2	1,2-Dichloroethane	ND	1.0	0.31	ug/l	
75-35-4	1,1-Dichloroethene	ND	1.0	0.30	ug/l	
156-59-2	cis-1,2-Dichloroethene	ND	1.0	0.22	ug/l	
156-60-5	trans-1,2-Dichloroethene	ND	1.0	0.36	ug/l	
78-87-5	1,2-Dichloropropane	ND	1.0	0.62	ug/l	
10061-01-5	cis-1,3-Dichloropropene	ND	1.0	0.16	ug/l	
10061-02-6	trans-1,3-Dichloropropene	ND	1.0	0.14	ug/l	
100-41-4	Ethylbenzene	ND	1.0	0.23	ug/l	
591-78-6	2-Hexanone	ND	5.0	1.1	ug/l	
108-10-1	4-Methyl-2-pentanone(MIBK)	ND	5.0	0.71	ug/l	
75-09-2	Methylene chloride	ND	2.0	0.41	ug/l	
100-42-5	Styrene	ND	5.0	0.29	ug/l	
79-34-5	1,1,2,2-Tetrachloroethane	ND	1.0	0.33	ug/l	
127-18-4	Tetrachloroethene	ND	1.0	0.70	ug/l	
108-88-3	Toluene	ND	1.0	0.25	ug/l	
71-55-6	1,1,1-Trichloroethane	ND	1.0	0.38	ug/l	
79-00-5	1,1,2-Trichloroethane	ND	1.0	0.35	ug/l	
79-01-6	Trichloroethene	ND	1.0	0.28	ug/l	

ND = Not detected MDL - Method Detection Limit
RL = Reporting Limit
E = Indicates value exceeds calibration range
J = Indicates an estimated value
B = Indicates analyte found in associated method blank
N = Indicates presumptive evidence of a compound

Report of Analysis

Client Sample ID:	FB-7/1		
Lab Sample ID:	N42697-28	**Date Sampled:**	07/01/03
Matrix:	AQ - Field Blank Soil	**Date Received:**	07/02/03
Method:	SW846 8260B	**Percent Solids:**	n/a
Project:	AK Allen, 255 East 2nd Street, Mineola, NY		

VOA TCL List

CAS No.	Compound	Result	RL	MDL	Units	Q
95-63-6	**1,2,4-Trimethylbenzene**	ND	5.0	0.17	ug/l	
108-67-8	**1,3,5-Trimethylbenzene**	ND	5.0	0.18	ug/l	
75-01-4	Vinyl chloride	ND	1.0	0.47	ug/l	
1330-20-7	Xylene (total)	ND	1.0	0.20	ug/l	

CAS No.	Surrogate Recoveries	Run# 1	Run# 2	Limits
1868-53-7	Dibromofluoromethane	105%		81-120%
17060-07-0	1,2-Dichloroethane-D4	102%		68-130%
2037-26-5	Toluene-D8	104%		83-116%
460-00-4	4-Bromofluorobenzene	103%		83-119%

CAS No.	Tentatively Identified Compounds	R.T.	Est. Conc.	Units	Q
	Total TIC, Volatile		0	ug/l	

ND = Not detected MDL - Method Detection Limit
RL = Reporting Limit
E = Indicates value exceeds calibration range

J = Indicates an estimated value
B = Indicates analyte found in associated method blank
N = Indicates presumptive evidence of a compound

Accutest Laboratories

Report of Analysis

Client Sample ID:	FB-7/1		
Lab Sample ID:	N42697-28	**Date Sampled:**	07/01/03
Matrix:	AQ - Field Blank Soil	**Date Received:**	07/02/03
Method:	SW846 8270C SW846 3510C	**Percent Solids:**	n/a
Project:	AK Allen, 255 East 2nd Street, Mineola, NY		

	File ID	DF	Analyzed	By	Prep Date	Prep Batch	Analytical Batch
Run #1	F37544.D	1	07/08/03	ENZ	07/03/03	OP14273	EF2133
Run #2							

	Initial Volume	Final Volume
Run #1	960 ml	1.0 ml
Run #2		

BN TCL List

CAS No.	Compound	Result	RL	MDL	Units	Q
83-32-9	Acenaphthene	ND	2.1	0.26	ug/l	
208-96-8	Acenaphthylene	ND	2.1	0.19	ug/l	
120-12-7	Anthracene	ND	2.1	0.23	ug/l	
56-55-3	Benzo(a)anthracene	ND	2.1	0.32	ug/l	
50-32-8	Benzo(a)pyrene	ND	2.1	0.34	ug/l	
205-99-2	Benzo(b)fluoranthene	ND	2.1	0.42	ug/l	
191-24-2	Benzo(g,h,i)perylene	ND	2.1	0.40	ug/l	
207-08-9	Benzo(k)fluoranthene	ND	2.1	0.42	ug/l	
101-55-3	4-Bromophenyl phenyl ether	ND	2.1	0.26	ug/l	
85-68-7	Butyl benzyl phthalate	ND	2.1	0.31	ug/l	
91-58-7	2-Chloronaphthalene	ND	5.2	0.29	ug/l	
106-47-8	4-Chloroaniline	ND	5.2	0.42	ug/l	
86-74-8	Carbazole	ND	2.1	0.33	ug/l	
218-01-9	Chrysene	ND	2.1	0.35	ug/l	
111-91-1	bis(2-Chloroethoxy)methane	ND	2.1	0.23	ug/l	
111-44-4	bis(2-Chloroethyl)ether	ND	2.1	0.30	ug/l	
108-60-1	bis(2-Chloroisopropyl)ether	ND	2.1	0.48	ug/l	
7005-72-3	4-Chlorophenyl phenyl ether	ND	2.1	0.25	ug/l	
95-50-1	1,2-Dichlorobenzene	ND	2.1	0.33	ug/l	
541-73-1	1,3-Dichlorobenzene	ND	2.1	0.31	ug/l	
106-46-7	1,4-Dichlorobenzene	ND	2.1	0.29	ug/l	
121-14-2	2,4-Dinitrotoluene	ND	2.1	0.37	ug/l	
606-20-2	2,6-Dinitrotoluene	ND	2.1	0.34	ug/l	
91-94-1	3,3'-Dichlorobenzidine	ND	5.2	0.44	ug/l	
53-70-3	Dibenzo(a,h)anthracene	ND	2.1	0.40	ug/l	
132-64-9	Dibenzofuran	ND	5.2	0.27	ug/l	
84-74-2	Di-n-butyl phthalate	ND	2.1	0.25	ug/l	
117-84-0	Di-n-octyl phthalate	ND	2.1	0.57	ug/l	
84-66-2	Diethyl phthalate	ND	2.1	0.32	ug/l	
131-11-3	Dimethyl phthalate	ND	2.1	0.25	ug/l	
117-81-7	bis(2-Ethylhexyl)phthalate	ND	2.1	0.45	ug/l	
206-44-0	Fluoranthene	ND	2.1	0.32	ug/l	

ND = Not detected MDL - Method Detection Limit
RL = Reporting Limit
E = Indicates value exceeds calibration range

J = Indicates an estimated value
B = Indicates analyte found in associated method blank
N = Indicates presumptive evidence of a compound

Report of Analysis

Client Sample ID:	FB-7/1		
Lab Sample ID:	N42697-28	**Date Sampled:**	07/01/03
Matrix:	AQ - Field Blank Soil	**Date Received:**	07/02/03
Method:	SW846 8270C SW846 3510C	**Percent Solids:**	n/a
Project:	AK Allen, 255 East 2nd Street, Mineola, NY		

BN TCL List

CAS No.	Compound	Result	RL	MDL	Units	Q
86-73-7	Fluorene	ND	2.1	0.23	ug/l	
118-74-1	Hexachlorobenzene	ND	2.1	0.29	ug/l	
87-68-3	Hexachlorobutadiene	ND	2.1	1.1	ug/l	
77-47-4	Hexachlorocyclopentadiene	ND	21	1.6	ug/l	
67-72-1	Hexachloroethane	ND	5.2	0.69	ug/l	
193-39-5	Indeno(1,2,3-cd)pyrene	ND	2.1	0.82	ug/l	
78-59-1	Isophorone	ND	2.1	0.25	ug/l	
91-57-6	2-Methylnaphthalene	ND	2.1	0.33	ug/l	
88-74-4	2-Nitroaniline	ND	5.2	0.55	ug/l	
99-09-2	3-Nitroaniline	ND	5.2	0.98	ug/l	
100-01-6	4-Nitroaniline	ND	5.2	0.57	ug/l	
91-20-3	Naphthalene	ND	2.1	0.24	ug/l	
98-95-3	Nitrobenzene	ND	2.1	0.46	ug/l	
621-64-7	N-Nitroso-di-n-propylamine	ND	2.1	0.43	ug/l	
86-30-6	N-Nitrosodiphenylamine	ND	5.2	0.25	ug/l	
85-01-8	Phenanthrene	ND	2.1	0.18	ug/l	
129-00-0	Pyrene	ND	2.1	0.28	ug/l	
120-82-1	1,2,4-Trichlorobenzene	ND	2.1	0.29	ug/l	

CAS No.	Surrogate Recoveries	Run# 1	Run# 2	Limits
4165-60-0	Nitrobenzene-d5	83%		34-122%
321-60-8	2-Fluorobiphenyl	82%		38-113%
1718-51-0	Terphenyl-d14	97%		29-119%

CAS No.	Tentatively Identified Compounds	R.T.	Est. Conc.	Units	Q
	system artifact/aldol-condensation	4.89	5.3	ug/l	J
	Total TIC, Semi-Volatile		0	ug/l	

ND = Not detected MDL - Method Detection Limit
RL = Reporting Limit
E = Indicates value exceeds calibration range
J = Indicates an estimated value
B = Indicates analyte found in associated method blank
N = Indicates presumptive evidence of a compound

Accutest Laboratories

Report of Analysis

Client Sample ID:	FB-7/1		
Lab Sample ID:	N42697-28	**Date Sampled:**	07/01/03
Matrix:	AQ - Field Blank Soil	**Date Received:**	07/02/03
Method:	SW846 8082 SW846 3510C	**Percent Solids:**	n/a
Project:	AK Allen, 255 East 2nd Street, Mineola, NY		

	File ID	DF	Analyzed	By	Prep Date	Prep Batch	Analytical Batch
Run #1	EF44878.D	1	07/09/03	OYA	07/03/03	OP14275	GEF2308
Run #2							

	Initial Volume	Final Volume
Run #1	970 ml	10.0 ml
Run #2		

PCB List

CAS No.	Compound	Result	RL	MDL	Units	Q
12674-11-2	Aroclor 1016	ND	0.52	0.084	ug/l	
11104-28-2	Aroclor 1221	ND	0.52	0.16	ug/l	
11141-16-5	Aroclor 1232	ND	0.52	0.20	ug/l	
53469-21-9	Aroclor 1242	ND	0.52	0.14	ug/l	
12672-29-6	Aroclor 1248	ND	0.52	0.11	ug/l	
11097-69-1	Aroclor 1254	ND	0.52	0.056	ug/l	
11096-82-5	Aroclor 1260	ND	0.52	0.083	ug/l	

CAS No.	Surrogate Recoveries	Run# 1	Run# 2	Limits
877-09-8	Tetrachloro-m-xylene	78%		25-149%
877-09-8	Tetrachloro-m-xylene	88%		25-149%
2051-24-3	Decachlorobiphenyl	71%		22-161%
2051-24-3	Decachlorobiphenyl	85%		22-161%

ND = Not detected MDL - Method Detection Limit
RL = Reporting Limit
E = Indicates value exceeds calibration range
J = Indicates an estimated value
B = Indicates analyte found in associated method blank
N = Indicates presumptive evidence of a compound

Accutest Laboratories

Report of Analysis

Client Sample ID:	FB-7/1		
Lab Sample ID:	N42697-28	**Date Sampled:**	07/01/03
Matrix:	AQ - Field Blank Soil	**Date Received:**	07/02/03
		Percent Solids:	n/a
Project:	AK Allen, 255 East 2nd Street, Mineola, NY		

Metals Analysis

Analyte	Result	RL	Units	DF	Prep	Analyzed	By	Method	Prep Method
Aluminum	<200	200	ug/l	1	07/06/03	07/10/03	ND	SW846 6010B	SW846 3010A
Antimony	<5.0	5.0	ug/l	1	07/06/03	07/10/03	ND	SW846 6010B	SW846 3010A
Arsenic	<5.0	5.0	ug/l	1	07/06/03	07/10/03	ND	SW846 6010B	SW846 3010A
Barium	<200	200	ug/l	1	07/06/03	07/10/03	ND	SW846 6010B	SW846 3010A
Beryllium	<5.0	5.0	ug/l	1	07/06/03	07/10/03	ND	SW846 6010B	SW846 3010A
Cadmium	<4.0	4.0	ug/l	1	07/06/03	07/10/03	ND	SW846 6010B	SW846 3010A
Calcium	<5000	5000	ug/l	1	07/06/03	07/10/03	ND	SW846 6010B	SW846 3010A
Chromium	<10	10	ug/l	1	07/06/03	07/10/03	ND	SW846 6010B	SW846 3010A
Cobalt	<50	50	ug/l	1	07/06/03	07/10/03	ND	SW846 6010B	SW846 3010A
Copper	<25	25	ug/l	1	07/06/03	07/10/03	ND	SW846 6010B	SW846 3010A
Iron	<100	100	ug/l	1	07/06/03	07/10/03	ND	SW846 6010B	SW846 3010A
Lead	<3.0	3.0	ug/l	1	07/06/03	07/10/03	ND	SW846 6010B	SW846 3010A
Magnesium	<5000	5000	ug/l	1	07/06/03	07/10/03	ND	SW846 6010B	SW846 3010A
Manganese	<15	15	ug/l	1	07/06/03	07/10/03	ND	SW846 6010B	SW846 3010A
Mercury	<0.20	0.20	ug/l	1	07/09/03	07/09/03	WG	SW846 7470A	SW846 7470A
Nickel	<40	40	ug/l	1	07/06/03	07/10/03	ND	SW846 6010B	SW846 3010A
Potassium	<5000	5000	ug/l	1	07/06/03	07/10/03	ND	SW846 6010B	SW846 3010A
Selenium	<5.0	5.0	ug/l	1	07/06/03	07/10/03	ND	SW846 6010B	SW846 3010A
Silver	<10	10	ug/l	1	07/06/03	07/10/03	ND	SW846 6010B	SW846 3010A
Sodium	<5000	5000	ug/l	1	07/06/03	07/10/03	ND	SW846 6010B	SW846 3010A
Thallium	<10	10	ug/l	1	07/06/03	07/10/03	ND	SW846 6010B	SW846 3010A
Vanadium	<50	50	ug/l	1	07/06/03	07/10/03	ND	SW846 6010B	SW846 3010A
Zinc	<20	20	ug/l	1	07/06/03	07/10/03	ND	SW846 6010B	SW846 3010A

RL = Reporting Limit

Accutest Laboratories

Report of Analysis

Client Sample ID:	TB-7/1		
Lab Sample ID:	N42697-29	**Date Sampled:**	07/01/03
Matrix:	AQ - Trip Blank Soil	**Date Received:**	07/02/03
Method:	SW846 8260B	**Percent Solids:**	n/a
Project:	AK Allen, 255 East 2nd Street, Mineola, NY		

	File ID	DF	Analyzed	By	Prep Date	Prep Batch	Analytical Batch
Run #1	X8896.D	1	07/07/03	DTM	n/a	n/a	VX342
Run #2							

	Purge Volume
Run #1	5.0 ml
Run #2	

VOA TCL List

CAS No.	Compound	Result	RL	MDL	Units	Q
67-64-1	Acetone	ND	10	3.0	ug/l	
71-43-2	Benzene	ND	1.0	0.21	ug/l	
75-27-4	Bromodichloromethane	ND	1.0	0.29	ug/l	
75-25-2	Bromoform	ND	4.0	0.23	ug/l	
74-83-9	Bromomethane	ND	2.0	0.74	ug/l	
78-93-3	2-Butanone (MEK)	ND	10	2.7	ug/l	
75-15-0	Carbon disulfide	ND	2.0	0.33	ug/l	
56-23-5	Carbon tetrachloride	ND	1.0	0.38	ug/l	
108-90-7	Chlorobenzene	ND	1.0	0.24	ug/l	
75-00-3	Chloroethane	ND	1.0	0.93	ug/l	
67-66-3	Chloroform	ND	1.0	0.35	ug/l	
74-87-3	Chloromethane	ND	1.0	0.37	ug/l	
124-48-1	Dibromochloromethane	ND	1.0	0.25	ug/l	
75-34-3	1,1-Dichloroethane	ND	1.0	0.29	ug/l	
107-06-2	1,2-Dichloroethane	ND	1.0	0.31	ug/l	
75-35-4	1,1-Dichloroethene	ND	1.0	0.30	ug/l	
156-59-2	cis-1,2-Dichloroethene	ND	1.0	0.22	ug/l	
156-60-5	trans-1,2-Dichloroethene	ND	1.0	0.36	ug/l	
78-87-5	1,2-Dichloropropane	ND	1.0	0.62	ug/l	
10061-01-5	cis-1,3-Dichloropropene	ND	1.0	0.16	ug/l	
10061-02-6	trans-1,3-Dichloropropene	ND	1.0	0.14	ug/l	
100-41-4	Ethylbenzene	ND	1.0	0.23	ug/l	
591-78-6	2-Hexanone	ND	5.0	1.1	ug/l	
108-10-1	4-Methyl-2-pentanone(MIBK)	ND	5.0	0.71	ug/l	
75-09-2	Methylene chloride	ND	2.0	0.41	ug/l	
100-42-5	Styrene	ND	5.0	0.29	ug/l	
79-34-5	1,1,2,2-Tetrachloroethane	ND	1.0	0.33	ug/l	
127-18-4	Tetrachloroethene	ND	1.0	0.70	ug/l	
108-88-3	Toluene	ND	1.0	0.25	ug/l	
71-55-6	1,1,1-Trichloroethane	ND	1.0	0.38	ug/l	
79-00-5	1,1,2-Trichloroethane	ND	1.0	0.35	ug/l	
79-01-6	Trichloroethene	ND	1.0	0.28	ug/l	

ND = Not detected MDL - Method Detection Limit
RL = Reporting Limit
E = Indicates value exceeds calibration range
J = Indicates an estimated value
B = Indicates analyte found in associated method blank
N = Indicates presumptive evidence of a compound

Report of Analysis

Client Sample ID:	TB-7/1		
Lab Sample ID:	N42697-29	**Date Sampled:**	07/01/03
Matrix:	AQ - Trip Blank Soil	**Date Received:**	07/02/03
Method:	SW846 8260B	**Percent Solids:**	n/a
Project:	AK Allen, 255 East 2nd Street, Mineola, NY		

VOA TCL List

CAS No.	Compound	Result	RL	MDL	Units	Q
95-63-6	**1,2,4-Trimethylbenzene**	ND	5.0	0.17	ug/l	
108-67-8	**1,3,5-Trimethylbenzene**	ND	5.0	0.18	ug/l	
75-01-4	Vinyl chloride	ND	1.0	0.47	ug/l	
1330-20-7	Xylene (total)	ND	1.0	0.20	ug/l	

CAS No.	Surrogate Recoveries	Run# 1	Run# 2	Limits
1868-53-7	Dibromofluoromethane	106%		81-120%
17060-07-0	1,2-Dichloroethane-D4	100%		68-130%
2037-26-5	Toluene-D8	103%		83-116%
460-00-4	4-Bromofluorobenzene	102%		83-119%

CAS No.	Tentatively Identified Compounds	R.T.	Est. Conc.	Units	Q
	Total TIC, Volatile		0	ug/l	

ND = Not detected MDL - Method Detection Limit
RL = Reporting Limit
E = Indicates value exceeds calibration range

J = Indicates an estimated value
B = Indicates analyte found in associated method blank
N = Indicates presumptive evidence of a compound

Accutest Laboratories

Report of Analysis

Client Sample ID:	SB-37 (0-12")		
Lab Sample ID:	N42697-27	**Date Sampled:**	06/30/03
Matrix:	SO - Soil	**Date Received:**	07/02/03
Method:	SW846 8260B	**Percent Solids:**	84.8
Project:	AK Allen, 255 East 2nd Street, Mineola, NY		

	File ID	DF	Analyzed	By	Prep Date	Prep Batch	Analytical Batch
Run #1	G61002.D	1	07/09/03	SJM	n/a	n/a	VG3304
Run #2							

	Initial Weight
Run #1	4.2 g
Run #2	

VOA TCL List

CAS No.	Compound	Result	RL	MDL	Units	Q
67-64-1	Acetone	ND	14	9.8	ug/kg	
71-43-2	Benzene	ND	1.4	0.29	ug/kg	
75-27-4	Bromodichloromethane	ND	7.0	0.46	ug/kg	
75-25-2	Bromoform	ND	7.0	0.85	ug/kg	
74-83-9	Bromomethane	ND	7.0	1.1	ug/kg	
78-93-3	2-Butanone (MEK)	ND	14	5.2	ug/kg	
75-15-0	Carbon disulfide	ND	7.0	2.4	ug/kg	
56-23-5	Carbon tetrachloride	ND	7.0	1.5	ug/kg	
108-90-7	Chlorobenzene	ND	7.0	1.4	ug/kg	
75-00-3	Chloroethane	ND	7.0	1.8	ug/kg	
67-66-3	Chloroform	ND	7.0	0.58	ug/kg	
74-87-3	Chloromethane	ND	7.0	0.88	ug/kg	
124-48-1	Dibromochloromethane	ND	7.0	0.37	ug/kg	
75-34-3	1,1-Dichloroethane	ND	7.0	0.45	ug/kg	
107-06-2	1,2-Dichloroethane	ND	7.0	0.80	ug/kg	
75-35-4	1,1-Dichloroethene	ND	7.0	0.56	ug/kg	
156-59-2	cis-1,2-Dichloroethene	ND	7.0	0.47	ug/kg	
156-60-5	trans-1,2-Dichloroethene	ND	7.0	0.47	ug/kg	
78-87-5	1,2-Dichloropropane	ND	7.0	1.1	ug/kg	
10061-01-5	cis-1,3-Dichloropropene	ND	7.0	0.40	ug/kg	
10061-02-6	trans-1,3-Dichloropropene	ND	7.0	0.29	ug/kg	
100-41-4	Ethylbenzene	ND	1.4	0.19	ug/kg	
591-78-6	2-Hexanone	ND	7.0	0.96	ug/kg	
108-10-1	4-Methyl-2-pentanone(MIBK)	ND	7.0	1.7	ug/kg	
75-09-2	Methylene chloride	ND	7.0	0.69	ug/kg	
100-42-5	Styrene	ND	7.0	1.4	ug/kg	
79-34-5	1,1,2,2-Tetrachloroethane	ND	7.0	0.59	ug/kg	
127-18-4	Tetrachloroethene	ND	7.0	0.31	ug/kg	
108-88-3	Toluene	ND	1.4	0.96	ug/kg	
71-55-6	1,1,1-Trichloroethane	ND	7.0	0.42	ug/kg	
79-00-5	1,1,2-Trichloroethane	ND	7.0	0.54	ug/kg	
79-01-6	Trichloroethene	ND	7.0	0.30	ug/kg	

ND = Not detected MDL - Method Detection Limit
RL = Reporting Limit
E = Indicates value exceeds calibration range
J = Indicates an estimated value
B = Indicates analyte found in associated method blank
N = Indicates presumptive evidence of a compound

Report of Analysis

Client Sample ID:	SB-37 (0-12")		
Lab Sample ID:	N42697-27	**Date Sampled:**	06/30/03
Matrix:	SO - Soil	**Date Received:**	07/02/03
Method:	SW846 8260B	**Percent Solids:**	84.8
Project:	AK Allen, 255 East 2nd Street, Mineola, NY		

VOA TCL List

CAS No.	Compound	Result	RL	MDL	Units	Q
95-63-6	**1,2,4-Trimethylbenzene**	ND	7.0	0.38	ug/kg	
108-67-8	**1,3,5-Trimethylbenzene**	ND	7.0	0.40	ug/kg	
75-01-4	Vinyl chloride	ND	7.0	0.57	ug/kg	
1330-20-7	Xylene (total)	ND	2.8	0.63	ug/kg	

CAS No.	Surrogate Recoveries	Run# 1	Run# 2	Limits
1868-53-7	Dibromofluoromethane	82%		71-117%
17060-07-0	1,2-Dichloroethane-D4	71%		62-124%
2037-26-5	Toluene-D8	89%		78-115%
460-00-4	4-Bromofluorobenzene	101%		73-127%

CAS No.	Tentatively Identified Compounds	R.T.	Est. Conc.	Units	Q
124-38-9	Carbon dioxide	2.73	76	ug/kg	JNB
	Total TIC, Volatile		0	ug/kg	

ND = Not detected MDL - Method Detection Limit
RL = Reporting Limit
E = Indicates value exceeds calibration range

J = Indicates an estimated value
B = Indicates analyte found in associated method blank
N = Indicates presumptive evidence of a compound

Accutest Laboratories

Report of Analysis

Client Sample ID:	SB-37 (0-12")		
Lab Sample ID:	N42697-27	**Date Sampled:**	06/30/03
Matrix:	SO - Soil	**Date Received:**	07/02/03
Method:	SW846 8270C SW846 3550B	**Percent Solids:**	84.8
Project:	AK Allen, 255 East 2nd Street, Mineola, NY		

	File ID	DF	Analyzed	By	Prep Date	Prep Batch	Analytical Batch
Run #1	R33018.D	1	07/08/03	YW	07/07/03	OP14301	ER1032
Run #2							

	Initial Weight	Final Volume
Run #1	30.0 g	1.0 ml
Run #2		

BN TCL List

CAS No.	Compound	Result	RL	MDL	Units	Q
83-32-9	Acenaphthene	ND	79	9.1	ug/kg	
208-96-8	Acenaphthylene	ND	79	9.6	ug/kg	
120-12-7	Anthracene	ND	79	15	ug/kg	
56-55-3	Benzo(a)anthracene	40.4	79	14	ug/kg	J
50-32-8	Benzo(a)pyrene	44.0	79	14	ug/kg	J
205-99-2	Benzo(b)fluoranthene	94.5	79	22	ug/kg	
191-24-2	Benzo(g,h,i)perylene	34.0	79	18	ug/kg	J
207-08-9	Benzo(k)fluoranthene	31.7	79	8.6	ug/kg	J
101-55-3	4-Bromophenyl phenyl ether	ND	79	13	ug/kg	
85-68-7	Butyl benzyl phthalate	ND	79	19	ug/kg	
91-58-7	2-Chloronaphthalene	ND	79	8.4	ug/kg	
106-47-8	4-Chloroaniline	ND	200	24	ug/kg	
86-74-8	Carbazole	ND	79	16	ug/kg	
218-01-9	Chrysene	70.6	79	17	ug/kg	J
111-91-1	bis(2-Chloroethoxy)methane	ND	79	9.1	ug/kg	
111-44-4	bis(2-Chloroethyl)ether	ND	79	7.6	ug/kg	
108-60-1	bis(2-Chloroisopropyl)ether	ND	79	18	ug/kg	
7005-72-3	4-Chlorophenyl phenyl ether	ND	79	9.9	ug/kg	
95-50-1	1,2-Dichlorobenzene	ND	79	11	ug/kg	
541-73-1	1,3-Dichlorobenzene	ND	79	11	ug/kg	
106-46-7	1,4-Dichlorobenzene	ND	79	7.8	ug/kg	
121-14-2	2,4-Dinitrotoluene	ND	79	18	ug/kg	
606-20-2	2,6-Dinitrotoluene	ND	79	14	ug/kg	
91-94-1	3,3'-Dichlorobenzidine	ND	200	21	ug/kg	
53-70-3	Dibenzo(a,h)anthracene	ND	79	20	ug/kg	
132-64-9	Dibenzofuran	ND	79	9.7	ug/kg	
84-74-2	Di-n-butyl phthalate	ND	79	15	ug/kg	
117-84-0	Di-n-octyl phthalate	ND	79	28	ug/kg	
84-66-2	Diethyl phthalate	ND	79	42	ug/kg	
131-11-3	Dimethyl phthalate	ND	79	11	ug/kg	
117-81-7	bis(2-Ethylhexyl)phthalate	276	79	19	ug/kg	
206-44-0	Fluoranthene	117	79	14	ug/kg	

ND = Not detected MDL - Method Detection Limit
RL = Reporting Limit
E = Indicates value exceeds calibration range

J = Indicates an estimated value
B = Indicates analyte found in associated method blank
N = Indicates presumptive evidence of a compound

Report of Analysis

Client Sample ID:	SB-37 (0-12")		
Lab Sample ID:	N42697-27	**Date Sampled:**	06/30/03
Matrix:	SO - Soil	**Date Received:**	07/02/03
Method:	SW846 8270C SW846 3550B	**Percent Solids:**	84.8
Project:	AK Allen, 255 East 2nd Street, Mineola, NY		

BN TCL List

CAS No.	Compound	Result	RL	MDL	Units	Q
86-73-7	Fluorene	ND	79	8.0	ug/kg	
118-74-1	Hexachlorobenzene	ND	79	12	ug/kg	
87-68-3	Hexachlorobutadiene	ND	79	12	ug/kg	
77-47-4	Hexachlorocyclopentadiene	ND	790	28	ug/kg	
67-72-1	Hexachloroethane	ND	200	12	ug/kg	
193-39-5	Indeno(1,2,3-cd)pyrene	34.7	79	27	ug/kg	J
78-59-1	Isophorone	ND	79	12	ug/kg	
91-57-6	2-Methylnaphthalene	ND	79	8.1	ug/kg	
88-74-4	2-Nitroaniline	ND	200	21	ug/kg	
99-09-2	3-Nitroaniline	ND	200	21	ug/kg	
100-01-6	4-Nitroaniline	ND	200	24	ug/kg	
91-20-3	Naphthalene	ND	79	8.0	ug/kg	
98-95-3	Nitrobenzene	ND	79	15	ug/kg	
621-64-7	N-Nitroso-di-n-propylamine	ND	79	16	ug/kg	
86-30-6	N-Nitrosodiphenylamine	ND	200	13	ug/kg	
85-01-8	Phenanthrene	50.0	79	13	ug/kg	J
129-00-0	Pyrene	81.3	79	14	ug/kg	
120-82-1	1,2,4-Trichlorobenzene	ND	79	14	ug/kg	

CAS No.	Surrogate Recoveries	Run# 1	Run# 2	Limits
4165-60-0	Nitrobenzene-d5	72%		30-122%
321-60-8	2-Fluorobiphenyl	77%		39-112%
1718-51-0	Terphenyl-d14	71%		24-138%

CAS No.	Tentatively Identified Compounds	R.T.	Est. Conc.	Units	Q
	system artifact	3.48	210	ug/kg	J
66-25-1	Hexanal	3.52	210	ug/kg	JN
	system artifact/aldol-condensation	4.09	38000	ug/kg	J
	unknown	15.40	270	ug/kg	J
	unknown	18.86	300	ug/kg	J
	unknown	20.24	210	ug/kg	J
	alkane	21.82	190	ug/kg	J
	alkane	23.29	320	ug/kg	J
	alkane	24.66	590	ug/kg	J
	unknown	24.74	490	ug/kg	J
	unknown C29H48O	25.94	200	ug/kg	J
	unknown	26.04	260	ug/kg	J
	unknown	26.22	210	ug/kg	J

ND = Not detected MDL - Method Detection Limit J = Indicates an estimated value
RL = Reporting Limit B = Indicates analyte found in associated method blank
E = Indicates value exceeds calibration range N = Indicates presumptive evidence of a compound

Report of Analysis

Client Sample ID:	SB-37 (0-12")		
Lab Sample ID:	N42697-27	**Date Sampled:**	06/30/03
Matrix:	SO - Soil	**Date Received:**	07/02/03
Method:	SW846 8270C SW846 3550B	**Percent Solids:**	84.8
Project:	AK Allen, 255 East 2nd Street, Mineola, NY		

BN TCL List

CAS No.	Tentatively Identified Compounds	R.T.	Est. Conc.	Units	Q
	unknown	26.52	230	ug/kg	J
	unknown	27.28	310	ug/kg	J
	unknown	27.58	280	ug/kg	J
	unknown	28.17	180	ug/kg	J
	Total TIC, Semi-Volatile		4250	ug/kg	J

ND = Not detected MDL - Method Detection Limit
RL = Reporting Limit
E = Indicates value exceeds calibration range

J = Indicates an estimated value
B = Indicates analyte found in associated method blank
N = Indicates presumptive evidence of a compound

Accutest Laboratories

Report of Analysis

Client Sample ID:	SB-37 (0-12")		
Lab Sample ID:	N42697-27	**Date Sampled:**	06/30/03
Matrix:	SO - Soil	**Date Received:**	07/02/03
Method:	SW846 8082 SW846 3550B	**Percent Solids:**	84.8
Project:	AK Allen, 255 East 2nd Street, Mineola, NY		

	File ID	DF	Analyzed	By	Prep Date	Prep Batch	Analytical Batch
Run #1	OA5163.D	1	07/09/03	SY	07/07/03	OP14300	GOA161
Run #2							

	Initial Weight	Final Volume
Run #1	30.2 g	10.0 ml
Run #2		

PCB List

CAS No.	Compound	Result	RL	MDL	Units	Q
12674-11-2	Aroclor 1016	ND	20	2.8	ug/kg	
11104-28-2	Aroclor 1221	ND	20	5.9	ug/kg	
11141-16-5	Aroclor 1232	ND	20	4.5	ug/kg	
53469-21-9	Aroclor 1242	ND	20	3.4	ug/kg	
12672-29-6	Aroclor 1248	ND	20	3.0	ug/kg	
11097-69-1	Aroclor 1254	ND	20	1.9	ug/kg	
11096-82-5	Aroclor 1260	ND	20	3.5	ug/kg	

CAS No.	Surrogate Recoveries	Run# 1	Run# 2	Limits
877-09-8	Tetrachloro-m-xylene	80%		26-142%
877-09-8	Tetrachloro-m-xylene	75%		26-142%
2051-24-3	Decachlorobiphenyl	75%		32-153%
2051-24-3	Decachlorobiphenyl	75%		32-153%

ND = Not detected MDL - Method Detection Limit
RL = Reporting Limit
E = Indicates value exceeds calibration range
J = Indicates an estimated value
B = Indicates analyte found in associated method blank
N = Indicates presumptive evidence of a compound

Accutest Laboratories

Report of Analysis

Client Sample ID:	SB-37 (0-12")		
Lab Sample ID:	N42697-27	**Date Sampled:**	06/30/03
Matrix:	SO - Soil	**Date Received:**	07/02/03
		Percent Solids:	84.8
Project:	AK Allen, 255 East 2nd Street, Mineola, NY		

Metals Analysis

Analyte	Result	RL	Units	DF	Prep	Analyzed	By	Method	Prep Method
Arsenic	4.0	1.2	mg/kg	1	07/07/03	07/10/03	KL	SW846 6010B	SW846 3050B
Barium	<23	23	mg/kg	1	07/07/03	07/10/03	KL	SW846 6010B	SW846 3050B
Cadmium	<0.58	0.58	mg/kg	1	07/07/03	07/11/03	ND	SW846 6010B	SW846 3050B
Chromium	20.6	1.2	mg/kg	1	07/07/03	07/10/03	KL	SW846 6010B	SW846 3050B
Lead	26.3	1.2	mg/kg	1	07/07/03	07/10/03	KL	SW846 6010B	SW846 3050B
Mercury	0.053	0.038	mg/kg	1	07/08/03	07/08/03	WG	SW846 7471A	SW846 7471A
Selenium	1.2	1.2	mg/kg	1	07/07/03	07/10/03	KL	SW846 6010B	SW846 3050B
Silver	<1.2	1.2	mg/kg	1	07/07/03	07/10/03	KL	SW846 6010B	SW846 3050B

RL = Reporting Limit

Accutest Laboratories

Report of Analysis

Client Sample ID:	SB-36 (0-12")		
Lab Sample ID:	N42697-26	**Date Sampled:**	06/30/03
Matrix:	SO - Soil	**Date Received:**	07/02/03
Method:	SW846 8260B	**Percent Solids:**	76.8
Project:	AK Allen, 255 East 2nd Street, Mineola, NY		

	File ID	DF	Analyzed	By	Prep Date	Prep Batch	Analytical Batch
Run #1	G61001.D	1	07/09/03	SJM	n/a	n/a	VG3304
Run #2							

	Initial Weight
Run #1	4.4 g
Run #2	

VOA TCL List

CAS No.	Compound	Result	RL	MDL	Units	Q
67-64-1	Acetone	ND	15	10	ug/kg	
71-43-2	Benzene	ND	1.5	0.30	ug/kg	
75-27-4	Bromodichloromethane	ND	7.4	0.48	ug/kg	
75-25-2	Bromoform	ND	7.4	0.90	ug/kg	
74-83-9	Bromomethane	ND	7.4	1.2	ug/kg	
78-93-3	2-Butanone (MEK)	ND	15	5.4	ug/kg	
75-15-0	Carbon disulfide	ND	7.4	2.5	ug/kg	
56-23-5	Carbon tetrachloride	ND	7.4	1.6	ug/kg	
108-90-7	Chlorobenzene	ND	7.4	1.5	ug/kg	
75-00-3	Chloroethane	ND	7.4	1.9	ug/kg	
67-66-3	Chloroform	ND	7.4	0.62	ug/kg	
74-87-3	Chloromethane	ND	7.4	0.93	ug/kg	
124-48-1	Dibromochloromethane	ND	7.4	0.39	ug/kg	
75-34-3	1,1-Dichloroethane	ND	7.4	0.48	ug/kg	
107-06-2	1,2-Dichloroethane	ND	7.4	0.84	ug/kg	
75-35-4	1,1-Dichloroethene	ND	7.4	0.59	ug/kg	
156-59-2	cis-1,2-Dichloroethene	ND	7.4	0.50	ug/kg	
156-60-5	trans-1,2-Dichloroethene	ND	7.4	0.50	ug/kg	
78-87-5	1,2-Dichloropropane	ND	7.4	1.1	ug/kg	
10061-01-5	cis-1,3-Dichloropropene	ND	7.4	0.42	ug/kg	
10061-02-6	trans-1,3-Dichloropropene	ND	7.4	0.30	ug/kg	
100-41-4	Ethylbenzene	ND	1.5	0.20	ug/kg	
591-78-6	2-Hexanone	ND	7.4	1.0	ug/kg	
108-10-1	4-Methyl-2-pentanone(MIBK)	ND	7.4	1.7	ug/kg	
75-09-2	Methylene chloride	ND	7.4	0.73	ug/kg	
100-42-5	Styrene	ND	7.4	1.4	ug/kg	
79-34-5	1,1,2,2-Tetrachloroethane	ND	7.4	0.63	ug/kg	
127-18-4	Tetrachloroethene	ND	7.4	0.33	ug/kg	
108-88-3	Toluene	ND	1.5	1.0	ug/kg	
71-55-6	1,1,1-Trichloroethane	4.4	7.4	0.44	ug/kg	J
79-00-5	1,1,2-Trichloroethane	ND	7.4	0.57	ug/kg	
79-01-6	Trichloroethene	ND	7.4	0.32	ug/kg	

ND = Not detected MDL - Method Detection Limit
RL = Reporting Limit
E = Indicates value exceeds calibration range

J = Indicates an estimated value
B = Indicates analyte found in associated method blank
N = Indicates presumptive evidence of a compound

Report of Analysis

Client Sample ID:	SB-36 (0-12")		
Lab Sample ID:	N42697-26	**Date Sampled:**	06/30/03
Matrix:	SO - Soil	**Date Received:**	07/02/03
Method:	SW846 8260B	**Percent Solids:**	76.8
Project:	AK Allen, 255 East 2nd Street, Mineola, NY		

VOA TCL List

CAS No.	Compound	Result	RL	MDL	Units	Q
95-63-6	**1,2,4-Trimethylbenzene**	ND	7.4	0.40	ug/kg	
108-67-8	**1,3,5-Trimethylbenzene**	ND	7.4	0.42	ug/kg	
75-01-4	Vinyl chloride	ND	7.4	0.60	ug/kg	
1330-20-7	Xylene (total)	ND	3.0	0.66	ug/kg	

CAS No.	Surrogate Recoveries	Run# 1	Run# 2	Limits
1868-53-7	Dibromofluoromethane	83%		71-117%
17060-07-0	1,2-Dichloroethane-D4	76%		62-124%
2037-26-5	Toluene-D8	87%		78-115%
460-00-4	4-Bromofluorobenzene	113%		73-127%

CAS No.	Tentatively Identified Compounds	R.T.	Est. Conc.	Units	Q
124-38-9	Carbon dioxide	2.83	150	ug/kg	JNB
	Total TIC, Volatile		0	ug/kg	

ND = Not detected MDL - Method Detection Limit
RL = Reporting Limit
E = Indicates value exceeds calibration range

J = Indicates an estimated value
B = Indicates analyte found in associated method blank
N = Indicates presumptive evidence of a compound

Accutest Laboratories

Report of Analysis

Client Sample ID:	SB-36 (0-12")		
Lab Sample ID:	N42697-26	**Date Sampled:**	06/30/03
Matrix:	SO - Soil	**Date Received:**	07/02/03
Method:	SW846 8270C SW846 3550B	**Percent Solids:**	76.8
Project:	AK Allen, 255 East 2nd Street, Mineola, NY		

	File ID	DF	Analyzed	By	Prep Date	Prep Batch	Analytical Batch
Run #1	R33019.D	1	07/08/03	YW	07/07/03	OP14301	ER1032
Run #2 [a]	R33046.D	1	07/09/03	YW	07/07/03	OP14301	ER1033

	Initial Weight	Final Volume
Run #1	30.0 g	1.0 ml
Run #2	30.0 g	1.0 ml

BN TCL List

CAS No.	Compound	Result	RL	MDL	Units	Q
83-32-9	Acenaphthene	ND	87	10	ug/kg	
208-96-8	Acenaphthylene	ND	87	11	ug/kg	
120-12-7	Anthracene	26.7	87	17	ug/kg	J
56-55-3	Benzo(a)anthracene	101	87	16	ug/kg	
50-32-8	Benzo(a)pyrene	104	87	16	ug/kg	
205-99-2	Benzo(b)fluoranthene	237	87	24	ug/kg	
191-24-2	Benzo(g,h,i)perylene	52.2	87	20	ug/kg	J
207-08-9	Benzo(k)fluoranthene	71.0	87	9.5	ug/kg	J
101-55-3	4-Bromophenyl phenyl ether	ND	87	14	ug/kg	
85-68-7	Butyl benzyl phthalate	27.8	87	21	ug/kg	J
91-58-7	2-Chloronaphthalene	ND	87	9.3	ug/kg	
106-47-8	4-Chloroaniline	ND	220	26	ug/kg	
86-74-8	Carbazole	23.1	87	18	ug/kg	J
218-01-9	Chrysene	162	87	18	ug/kg	
111-91-1	bis(2-Chloroethoxy)methane	ND	87	10	ug/kg	
111-44-4	bis(2-Chloroethyl)ether	ND	87	8.4	ug/kg	
108-60-1	bis(2-Chloroisopropyl)ether	ND	87	19	ug/kg	
7005-72-3	4-Chlorophenyl phenyl ether	ND	87	11	ug/kg	
95-50-1	1,2-Dichlorobenzene	ND	87	12	ug/kg	
541-73-1	1,3-Dichlorobenzene	ND	87	12	ug/kg	
106-46-7	1,4-Dichlorobenzene	ND	87	8.6	ug/kg	
121-14-2	2,4-Dinitrotoluene	ND	87	20	ug/kg	
606-20-2	2,6-Dinitrotoluene	ND	87	15	ug/kg	
91-94-1	3,3'-Dichlorobenzidine	ND	220	23	ug/kg	
53-70-3	Dibenzo(a,h)anthracene	ND	87	22	ug/kg	
132-64-9	Dibenzofuran	ND	87	11	ug/kg	
84-74-2	Di-n-butyl phthalate	ND	87	16	ug/kg	
117-84-0	Di-n-octyl phthalate	ND	87	31	ug/kg	
84-66-2	Diethyl phthalate	ND	87	47	ug/kg	
131-11-3	Dimethyl phthalate	ND	87	12	ug/kg	
117-81-7	bis(2-Ethylhexyl)phthalate	262	87	21	ug/kg	
206-44-0	Fluoranthene	269	87	16	ug/kg	

ND = Not detected MDL - Method Detection Limit
RL = Reporting Limit
E = Indicates value exceeds calibration range
J = Indicates an estimated value
B = Indicates analyte found in associated method blank
N = Indicates presumptive evidence of a compound

Report of Analysis

Client Sample ID:	SB-36 (0-12")		
Lab Sample ID:	N42697-26	**Date Sampled:**	06/30/03
Matrix:	SO - Soil	**Date Received:**	07/02/03
Method:	SW846 8270C SW846 3550B	**Percent Solids:**	76.8
Project:	AK Allen, 255 East 2nd Street, Mineola, NY		

BN TCL List

CAS No.	Compound	Result	RL	MDL	Units	Q
86-73-7	Fluorene	ND	87	8.9	ug/kg	
118-74-1	Hexachlorobenzene	ND	87	13	ug/kg	
87-68-3	Hexachlorobutadiene	ND	87	13	ug/kg	
77-47-4	Hexachlorocyclopentadiene	ND	870	31	ug/kg	
67-72-1	Hexachloroethane	ND	220	14	ug/kg	
193-39-5	Indeno(1,2,3-cd)pyrene	61.1	87	29	ug/kg	J
78-59-1	Isophorone	ND	87	13	ug/kg	
91-57-6	2-Methylnaphthalene	43.4	87	8.9	ug/kg	J
88-74-4	2-Nitroaniline	ND	220	23	ug/kg	
99-09-2	3-Nitroaniline	ND	220	23	ug/kg	
100-01-6	4-Nitroaniline	ND	220	27	ug/kg	
91-20-3	Naphthalene	26.6	87	8.8	ug/kg	J
98-95-3	Nitrobenzene	ND	87	16	ug/kg	
621-64-7	N-Nitroso-di-n-propylamine	ND	87	17	ug/kg	
86-30-6	N-Nitrosodiphenylamine	ND	220	15	ug/kg	
85-01-8	Phenanthrene	151	87	14	ug/kg	
129-00-0	Pyrene	199	87	15	ug/kg	
120-82-1	1,2,4-Trichlorobenzene	ND	87	15	ug/kg	

CAS No.	Surrogate Recoveries	Run# 1	Run# 2	Limits
4165-60-0	Nitrobenzene-d5	60%	61%	30-122%
321-60-8	2-Fluorobiphenyl	57%	58%	39-112%
1718-51-0	Terphenyl-d14	55%	54%	24-138%

CAS No.	Tentatively Identified Compounds	R.T.	Est. Conc.	Units	Q
	system artifact/aldol-condensation	4.09	39000	ug/kg	J
	unknown C15H24	9.64	470	ug/kg	J
	unknown	18.87	980	ug/kg	J
	unknown	18.97	360	ug/kg	J
	unknown	19.69	540	ug/kg	J
	alkane	20.25	350	ug/kg	J
	alkane	21.83	440	ug/kg	J
	unknown	22.70	450	ug/kg	J
	alkane	23.30	640	ug/kg	J
	unknown	23.35	690	ug/kg	J
	unknown	23.46	360	ug/kg	J
	alkane	24.66	1500	ug/kg	J
	unknown	24.74	3200	ug/kg	J

ND = Not detected MDL - Method Detection Limit
RL = Reporting Limit
E = Indicates value exceeds calibration range
J = Indicates an estimated value
B = Indicates analyte found in associated method blank
N = Indicates presumptive evidence of a compound

Report of Analysis

Client Sample ID:	SB-36 (0-12")		
Lab Sample ID:	N42697-26	**Date Sampled:**	06/30/03
Matrix:	SO - Soil	**Date Received:**	07/02/03
Method:	SW846 8270C SW846 3550B	**Percent Solids:**	76.8
Project:	AK Allen, 255 East 2nd Street, Mineola, NY		

BN TCL List

CAS No.	Tentatively Identified Compounds	R.T.	Est. Conc.	Units	Q
	alkane	25.99	400	ug/kg	J
	unknown	26.05	590	ug/kg	J
	unknown	26.22	330	ug/kg	J
	Total TIC, Semi-Volatile		11300	ug/kg	J

(a) Confirmation run.

ND = Not detected MDL - Method Detection Limit
RL = Reporting Limit
E = Indicates value exceeds calibration range

J = Indicates an estimated value
B = Indicates analyte found in associated method blank
N = Indicates presumptive evidence of a compound

Accutest Laboratories

Report of Analysis

Client Sample ID:	SB-36 (0-12")		
Lab Sample ID:	N42697-26	**Date Sampled:**	06/30/03
Matrix:	SO - Soil	**Date Received:**	07/02/03
Method:	SW846 8082 SW846 3550B	**Percent Solids:**	76.8
Project:	AK Allen, 255 East 2nd Street, Mineola, NY		

	File ID	DF	Analyzed	By	Prep Date	Prep Batch	Analytical Batch
Run #1	OA5162.D	1	07/09/03	SY	07/07/03	OP14300	GOA161
Run #2							

	Initial Weight	Final Volume
Run #1	15.0 g	10.0 ml
Run #2		

PCB List

CAS No.	Compound	Result	RL	MDL	Units	Q
12674-11-2	Aroclor 1016	ND	43	6.2	ug/kg	
11104-28-2	Aroclor 1221	ND	43	13	ug/kg	
11141-16-5	Aroclor 1232	ND	43	9.9	ug/kg	
53469-21-9	Aroclor 1242	ND	43	7.5	ug/kg	
12672-29-6	Aroclor 1248	ND	43	6.6	ug/kg	
11097-69-1	Aroclor 1254	ND	43	4.3	ug/kg	
11096-82-5	Aroclor 1260	ND	43	7.7	ug/kg	

CAS No.	Surrogate Recoveries	Run# 1	Run# 2	Limits
877-09-8	Tetrachloro-m-xylene	82%		26-142%
877-09-8	Tetrachloro-m-xylene	78%		26-142%
2051-24-3	Decachlorobiphenyl	78%		32-153%
2051-24-3	Decachlorobiphenyl	88%		32-153%

ND = Not detected MDL - Method Detection Limit
RL = Reporting Limit
E = Indicates value exceeds calibration range

J = Indicates an estimated value
B = Indicates analyte found in associated method blank
N = Indicates presumptive evidence of a compound

Accutest Laboratories

Report of Analysis

Client Sample ID:	SB-36 (0-12")		
Lab Sample ID:	N42697-26	**Date Sampled:**	06/30/03
Matrix:	SO - Soil	**Date Received:**	07/02/03
		Percent Solids:	76.8
Project:	AK Allen, 255 East 2nd Street, Mineola, NY		

Metals Analysis

Analyte	Result	RL	Units	DF	Prep	Analyzed	By	Method	Prep Method
Arsenic	9.5	1.3	mg/kg	1	07/07/03	07/10/03	KL	SW846 6010B	SW846 3050B
Barium	38.7	26	mg/kg	1	07/07/03	07/10/03	KL	SW846 6010B	SW846 3050B
Cadmium	0.67	0.66	mg/kg	1	07/07/03	07/11/03	ND	SW846 6010B	SW846 3050B
Chromium	32.9	1.3	mg/kg	1	07/07/03	07/10/03	KL	SW846 6010B	SW846 3050B
Lead	172	1.3	mg/kg	1	07/07/03	07/10/03	KL	SW846 6010B	SW846 3050B
Mercury	0.12	0.037	mg/kg	1	07/08/03	07/08/03	WG	SW846 7471A	SW846 7471A
Selenium	<1.3	1.3	mg/kg	1	07/07/03	07/10/03	KL	SW846 6010B	SW846 3050B
Silver	<1.3	1.3	mg/kg	1	07/07/03	07/10/03	KL	SW846 6010B	SW846 3050B

RL = Reporting Limit

Accutest Laboratories

Report of Analysis

Client Sample ID:	FD-1 (S)U		
Lab Sample ID:	N42697-25	**Date Sampled:**	07/01/03
Matrix:	SO - Soil	**Date Received:**	07/02/03
Method:	SW846 8082 SW846 3550B	**Percent Solids:**	83.6
Project:	AK Allen, 255 East 2nd Street, Mineola, NY		

	File ID	DF	Analyzed	By	Prep Date	Prep Batch	Analytical Batch
Run #1	OA5161.D	1	07/09/03	SY	07/07/03	OP14300	GOA161
Run #2							

	Initial Weight	Final Volume
Run #1	30.1 g	10.0 ml
Run #2		

PCB List

CAS No.	Compound	Result	RL	MDL	Units	Q
12674-11-2	Aroclor 1016	ND	20	2.8	ug/kg	
11104-28-2	Aroclor 1221	ND	20	6.0	ug/kg	
11141-16-5	Aroclor 1232	ND	20	4.5	ug/kg	
53469-21-9	Aroclor 1242	ND	20	3.4	ug/kg	
12672-29-6	Aroclor 1248	ND	20	3.0	ug/kg	
11097-69-1	Aroclor 1254	ND	20	1.9	ug/kg	
11096-82-5	Aroclor 1260	ND	20	3.5	ug/kg	

CAS No.	Surrogate Recoveries	Run# 1	Run# 2	Limits
877-09-8	Tetrachloro-m-xylene	84%		26-142%
877-09-8	Tetrachloro-m-xylene	80%		26-142%
2051-24-3	Decachlorobiphenyl	77%		32-153%
2051-24-3	Decachlorobiphenyl	81%		32-153%

ND = Not detected MDL - Method Detection Limit
RL = Reporting Limit
E = Indicates value exceeds calibration range

J = Indicates an estimated value
B = Indicates analyte found in associated method blank
N = Indicates presumptive evidence of a compound

Accutest Laboratories

Report of Analysis

Client Sample ID:	FD-1 (E)U		
Lab Sample ID:	N42697-24	**Date Sampled:**	07/01/03
Matrix:	SO - Soil	**Date Received:**	07/02/03
Method:	SW846 8082 SW846 3550B	**Percent Solids:**	84.9
Project:	AK Allen, 255 East 2nd Street, Mineola, NY		

	File ID	DF	Analyzed	By	Prep Date	Prep Batch	Analytical Batch
Run #1	OA5160.D	1	07/09/03	SY	07/07/03	OP14300	GOA161
Run #2							

	Initial Weight	Final Volume
Run #1	30.0 g	10.0 ml
Run #2		

PCB List

CAS No.	Compound	Result	RL	MDL	Units	Q
12674-11-2	Aroclor 1016	ND	20	2.8	ug/kg	
11104-28-2	Aroclor 1221	ND	20	6.0	ug/kg	
11141-16-5	Aroclor 1232	ND	20	4.5	ug/kg	
53469-21-9	Aroclor 1242	ND	20	3.4	ug/kg	
12672-29-6	Aroclor 1248	ND	20	3.0	ug/kg	
11097-69-1	Aroclor 1254	ND	20	1.9	ug/kg	
11096-82-5	Aroclor 1260	52.2	20	3.5	ug/kg	

CAS No.	Surrogate Recoveries	Run# 1	Run# 2	Limits
877-09-8	Tetrachloro-m-xylene	78%		26-142%
877-09-8	Tetrachloro-m-xylene	76%		26-142%
2051-24-3	Decachlorobiphenyl	68%		32-153%
2051-24-3	Decachlorobiphenyl	70%		32-153%

ND = Not detected MDL - Method Detection Limit
RL = Reporting Limit
E = Indicates value exceeds calibration range
J = Indicates an estimated value
B = Indicates analyte found in associated method blank
N = Indicates presumptive evidence of a compound

Accutest Laboratories

Report of Analysis

Client Sample ID:	SB-4 (24-28")		
Lab Sample ID:	N42697-23	**Date Sampled:**	06/30/03
Matrix:	SO - Soil	**Date Received:**	07/02/03
Method:	SW846 8082 SW846 3550B	**Percent Solids:**	81.9
Project:	AK Allen, 255 East 2nd Street, Mineola, NY		

	File ID	DF	Analyzed	By	Prep Date	Prep Batch	Analytical Batch
Run #1	EF44877.D	1	07/09/03	OYA	07/03/03	OP14257	GEF2308
Run #2	EF44901.D	10	07/10/03	OYA	07/03/03	OP14257	GEF2309

	Initial Weight	Final Volume
Run #1	5.1 g	10.0 ml
Run #2	5.1 g	10.0 ml

PCB List

CAS No.	Compound	Result	RL	MDL	Units	Q
12674-11-2	Aroclor 1016	ND	120	17	ug/kg	
11104-28-2	Aroclor 1221	ND	120	36	ug/kg	
11141-16-5	Aroclor 1232	ND	120	27	ug/kg	
53469-21-9	Aroclor 1242	ND	120	21	ug/kg	
12672-29-6	Aroclor 1248	ND	120	18	ug/kg	
11097-69-1	Aroclor 1254	63300 [a]	1200	120	ug/kg	
11096-82-5	Aroclor 1260	ND	120	21	ug/kg	

CAS No.	Surrogate Recoveries	Run# 1	Run# 2	Limits
877-09-8	Tetrachloro-m-xylene	53%	33%	26-142%
877-09-8	Tetrachloro-m-xylene	46%	103%	26-142%
2051-24-3	Decachlorobiphenyl	38%	88%	32-153%
2051-24-3	Decachlorobiphenyl	38%	105%	32-153%

(a) Result is from Run# 2

ND = Not detected MDL - Method Detection Limit
RL = Reporting Limit
E = Indicates value exceeds calibration range

J = Indicates an estimated value
B = Indicates analyte found in associated method blank
N = Indicates presumptive evidence of a compound

Accutest Laboratories

Report of Analysis

Client Sample ID:	SB-3A (24-28")		
Lab Sample ID:	N42697-22	**Date Sampled:**	06/30/03
Matrix:	SO - Soil	**Date Received:**	07/02/03
Method:	SW846 8082 SW846 3550B	**Percent Solids:**	81.4
Project:	AK Allen, 255 East 2nd Street, Mineola, NY		

	File ID	DF	Analyzed	By	Prep Date	Prep Batch	Analytical Batch
Run #1	EF44876.D	1	07/09/03	OYA	07/03/03	OP14270	GEF2308
Run #2	EF44900.D	10	07/10/03	OYA	07/03/03	OP14270	GEF2309

	Initial Weight	Final Volume
Run #1	29.6 g	10.0 ml
Run #2	29.6 g	10.0 ml

PCB List

CAS No.	Compound	Result	RL	MDL	Units	Q
12674-11-2	Aroclor 1016	ND	21	3.0	ug/kg	
11104-28-2	Aroclor 1221	ND	21	6.3	ug/kg	
11141-16-5	Aroclor 1232	ND	21	4.7	ug/kg	
53469-21-9	Aroclor 1242	ND	21	3.6	ug/kg	
12672-29-6	Aroclor 1248	ND	21	3.1	ug/kg	
11097-69-1	Aroclor 1254	4250 [a]	210	20	ug/kg	
11096-82-5	Aroclor 1260	ND	21	3.7	ug/kg	

CAS No.	Surrogate Recoveries	Run# 1	Run# 2	Limits
877-09-8	Tetrachloro-m-xylene	68%	93%	26-142%
877-09-8	Tetrachloro-m-xylene	70%	101%	26-142%
2051-24-3	Decachlorobiphenyl	64%	95%	32-153%
2051-24-3	Decachlorobiphenyl	80%	122%	32-153%

(a) Result is from Run# 2

ND = Not detected MDL - Method Detection Limit
RL = Reporting Limit
E = Indicates value exceeds calibration range
J = Indicates an estimated value
B = Indicates analyte found in associated method blank
N = Indicates presumptive evidence of a compound

Accutest Laboratories

Report of Analysis

Client Sample ID:	SB-3 (36-40")		
Lab Sample ID:	N42697-21	**Date Sampled:**	06/30/03
Matrix:	SO - Soil	**Date Received:**	07/02/03
Method:	SW846 8082 SW846 3550B	**Percent Solids:**	95.7
Project:	AK Allen, 255 East 2nd Street, Mineola, NY		

	File ID	DF	Analyzed	By	Prep Date	Prep Batch	Analytical Batch
Run #1	EF44875.D	1	07/09/03	OYA	07/03/03	OP14270	GEF2308
Run #2	EF44899.D	20	07/10/03	OYA	07/03/03	OP14270	GEF2309

	Initial Weight	Final Volume
Run #1	29.8 g	10.0 ml
Run #2	29.8 g	10.0 ml

PCB List

CAS No.	Compound	Result	RL	MDL	Units	Q
12674-11-2	Aroclor 1016	ND	18	2.5	ug/kg	
11104-28-2	Aroclor 1221	ND	18	5.3	ug/kg	
11141-16-5	Aroclor 1232	ND	18	4.0	ug/kg	
53469-21-9	Aroclor 1242	ND	18	3.0	ug/kg	
12672-29-6	Aroclor 1248	ND	18	2.7	ug/kg	
11097-69-1	Aroclor 1254	10300 [a]	350	34	ug/kg	
11096-82-5	Aroclor 1260	ND	18	3.1	ug/kg	

CAS No.	Surrogate Recoveries	Run# 1	Run# 2	Limits
877-09-8	Tetrachloro-m-xylene	54%	45%	26-142%
877-09-8	Tetrachloro-m-xylene	56%	101%	26-142%
2051-24-3	Decachlorobiphenyl	41%	88%	32-153%
2051-24-3	Decachlorobiphenyl	49%	110%	32-153%

(a) Result is from Run# 2

ND = Not detected MDL - Method Detection Limit
RL = Reporting Limit
E = Indicates value exceeds calibration range

J = Indicates an estimated value
B = Indicates analyte found in associated method blank
N = Indicates presumptive evidence of a compound

Accutest Laboratories

Report of Analysis

Client Sample ID:	SB-3 (24-28")		
Lab Sample ID:	N42697-20	**Date Sampled:**	06/30/03
Matrix:	SO - Soil	**Date Received:**	07/02/03
Method:	SW846 8082 SW846 3550B	**Percent Solids:**	81.0
Project:	AK Allen, 255 East 2nd Street, Mineola, NY		

	File ID	DF	Analyzed	By	Prep Date	Prep Batch	Analytical Batch
Run #1	EF44874.D	1	07/09/03	OYA	07/03/03	OP14270	GEF2308
Run #2	EF44898.D	20	07/10/03	OYA	07/03/03	OP14270	GEF2309

	Initial Weight	Final Volume
Run #1	5.6 g	10.0 ml
Run #2	5.6 g	10.0 ml

PCB List

CAS No.	Compound	Result	RL	MDL	Units	Q
12674-11-2	Aroclor 1016	ND	110	16	ug/kg	
11104-28-2	Aroclor 1221	ND	110	34	ug/kg	
11141-16-5	Aroclor 1232	ND	110	25	ug/kg	
53469-21-9	Aroclor 1242	ND	110	19	ug/kg	
12672-29-6	Aroclor 1248	ND	110	17	ug/kg	
11097-69-1	Aroclor 1254	91700 [a]	2200	220	ug/kg	
11096-82-5	Aroclor 1260	ND	110	20	ug/kg	

CAS No.	Surrogate Recoveries	Run# 1	Run# 2	Limits
877-09-8	Tetrachloro-m-xylene	60%	31%	26-142%
877-09-8	Tetrachloro-m-xylene	84%	49%	26-142%
2051-24-3	Decachlorobiphenyl	37%	83%	32-153%
2051-24-3	Decachlorobiphenyl	48%	109%	32-153%

(a) Result is from Run# 2

ND = Not detected MDL - Method Detection Limit
RL = Reporting Limit
E = Indicates value exceeds calibration range
J = Indicates an estimated value
B = Indicates analyte found in associated method blank
N = Indicates presumptive evidence of a compound

Accutest Laboratories

Report of Analysis

Client Sample ID:	SB-2 (24-28")		
Lab Sample ID:	N42697-19	**Date Sampled:**	06/30/03
Matrix:	SO - Soil	**Date Received:**	07/02/03
Method:	SW846 8082 SW846 3550B	**Percent Solids:**	75.8
Project:	AK Allen, 255 East 2nd Street, Mineola, NY		

	File ID	DF	Analyzed	By	Prep Date	Prep Batch	Analytical Batch
Run #1	EF44873.D	1	07/09/03	OYA	07/03/03	OP14270	GEF2308
Run #2	EF44897.D	10	07/10/03	OYA	07/03/03	OP14270	GEF2309

	Initial Weight	Final Volume
Run #1	5.1 g	10.0 ml
Run #2	5.1 g	10.0 ml

PCB List

CAS No.	Compound	Result	RL	MDL	Units	Q
12674-11-2	Aroclor 1016	ND	130	19	ug/kg	
11104-28-2	Aroclor 1221	ND	130	39	ug/kg	
11141-16-5	Aroclor 1232	ND	130	29	ug/kg	
53469-21-9	Aroclor 1242	ND	130	22	ug/kg	
12672-29-6	Aroclor 1248	ND	130	20	ug/kg	
11097-69-1	Aroclor 1254	41500 [a]	1300	130	ug/kg	
11096-82-5	Aroclor 1260	ND	130	23	ug/kg	

CAS No.	Surrogate Recoveries	Run# 1	Run# 2	Limits
877-09-8	Tetrachloro-m-xylene	54%	52%	26-142%
877-09-8	Tetrachloro-m-xylene	24% [b]	37%	26-142%
2051-24-3	Decachlorobiphenyl	52%	89%	32-153%
2051-24-3	Decachlorobiphenyl	67%	106%	32-153%

(a) Result is from Run# 2
(b) Outside control limits due to matrix interference.

ND = Not detected MDL - Method Detection Limit
RL = Reporting Limit
E = Indicates value exceeds calibration range
J = Indicates an estimated value
B = Indicates analyte found in associated method blank
N = Indicates presumptive evidence of a compound

Accutest Laboratories

Report of Analysis

Client Sample ID:	SB-7 (18")		
Lab Sample ID:	N42697-18	**Date Sampled:**	07/01/03
Matrix:	SO - Soil	**Date Received:**	07/02/03
Method:	SW846 8082 SW846 3550B	**Percent Solids:**	94.0
Project:	AK Allen, 255 East 2nd Street, Mineola, NY		

	File ID	DF	Analyzed	By	Prep Date	Prep Batch	Analytical Batch
Run #1	EF44872.D	1	07/09/03	OYA	07/03/03	OP14270	GEF2308
Run #2	EF44896.D	10	07/10/03	OYA	07/03/03	OP14270	GEF2309

	Initial Weight	Final Volume
Run #1	29.9 g	10.0 ml
Run #2	29.9 g	10.0 ml

PCB List

CAS No.	Compound	Result	RL	MDL	Units	Q
12674-11-2	Aroclor 1016	ND	18	2.6	ug/kg	
11104-28-2	Aroclor 1221	ND	18	5.4	ug/kg	
11141-16-5	Aroclor 1232	ND	18	4.1	ug/kg	
53469-21-9	Aroclor 1242	ND	18	3.1	ug/kg	
12672-29-6	Aroclor 1248	ND	18	2.7	ug/kg	
11097-69-1	Aroclor 1254	9900 [a]	180	17	ug/kg	
11096-82-5	Aroclor 1260	ND	18	3.1	ug/kg	

CAS No.	Surrogate Recoveries	Run# 1	Run# 2	Limits
877-09-8	Tetrachloro-m-xylene	60%	38%	26-142%
877-09-8	Tetrachloro-m-xylene	53%	68%	26-142%
2051-24-3	Decachlorobiphenyl	43%	93%	32-153%
2051-24-3	Decachlorobiphenyl	52%	109%	32-153%

(a) Result is from Run# 2

ND = Not detected MDL - Method Detection Limit
RL = Reporting Limit
E = Indicates value exceeds calibration range
J = Indicates an estimated value
B = Indicates analyte found in associated method blank
N = Indicates presumptive evidence of a compound

Accutest Laboratories

Report of Analysis

Client Sample ID:	SB-7 (12")		
Lab Sample ID:	N42697-17	**Date Sampled:**	07/01/03
Matrix:	SO - Soil	**Date Received:**	07/02/03
Method:	SW846 8082 SW846 3550B	**Percent Solids:**	96.0
Project:	AK Allen, 255 East 2nd Street, Mineola, NY		

	File ID	DF	Analyzed	By	Prep Date	Prep Batch	Analytical Batch
Run #1	EF44939.D	10	07/12/03	OYA	07/03/03	OP14270	GEF2310
Run #2							

	Initial Weight	Final Volume
Run #1	30.0 g	10.0 ml
Run #2		

PCB List

CAS No.	Compound	Result	RL	MDL	Units	Q
12674-11-2	Aroclor 1016	ND	170	25	ug/kg	
11104-28-2	Aroclor 1221	ND	170	53	ug/kg	
11141-16-5	Aroclor 1232	ND	170	40	ug/kg	
53469-21-9	Aroclor 1242	ND	170	30	ug/kg	
12672-29-6	Aroclor 1248	ND	170	26	ug/kg	
11097-69-1	Aroclor 1254	5580	170	17	ug/kg	
11096-82-5	Aroclor 1260	ND	170	31	ug/kg	

CAS No.	Surrogate Recoveries	Run# 1	Run# 2	Limits
877-09-8	Tetrachloro-m-xylene	106%		26-142%
877-09-8	Tetrachloro-m-xylene	80%		26-142%
2051-24-3	Decachlorobiphenyl	75%		32-153%
2051-24-3	Decachlorobiphenyl	90%		32-153%

ND = Not detected MDL - Method Detection Limit
RL = Reporting Limit
E = Indicates value exceeds calibration range

J = Indicates an estimated value
B = Indicates analyte found in associated method blank
N = Indicates presumptive evidence of a compound

Accutest Laboratories

Report of Analysis

Client Sample ID:	SB-7 (6")		
Lab Sample ID:	N42697-16	**Date Sampled:**	07/01/03
Matrix:	SO - Soil	**Date Received:**	07/02/03
Method:	SW846 8082 SW846 3550B	**Percent Solids:**	96.3
Project:	AK Allen, 255 East 2nd Street, Mineola, NY		

	File ID	DF	Analyzed	By	Prep Date	Prep Batch	Analytical Batch
Run #1	EF44938.D	5	07/12/03	OYA	07/03/03	OP14270	GEF2310
Run #2							

	Initial Weight	Final Volume
Run #1	30.4 g	10.0 ml
Run #2		

PCB List

CAS No.	Compound	Result	RL	MDL	Units	Q
12674-11-2	Aroclor 1016	ND	85	12	ug/kg	
11104-28-2	Aroclor 1221	ND	85	26	ug/kg	
11141-16-5	Aroclor 1232	ND	85	19	ug/kg	
53469-21-9	Aroclor 1242	ND	85	15	ug/kg	
12672-29-6	Aroclor 1248	ND	85	13	ug/kg	
11097-69-1	Aroclor 1254	2520	85	8.4	ug/kg	
11096-82-5	Aroclor 1260	ND	85	15	ug/kg	

CAS No.	Surrogate Recoveries	Run# 1	Run# 2	Limits
877-09-8	Tetrachloro-m-xylene	83%		26-142%
877-09-8	Tetrachloro-m-xylene	72%		26-142%
2051-24-3	Decachlorobiphenyl	80%		32-153%
2051-24-3	Decachlorobiphenyl	87%		32-153%

ND = Not detected MDL - Method Detection Limit
RL = Reporting Limit
E = Indicates value exceeds calibration range
J = Indicates an estimated value
B = Indicates analyte found in associated method blank
N = Indicates presumptive evidence of a compound

Accutest Laboratories

Report of Analysis

Client Sample ID:	SB-6 (18")		
Lab Sample ID:	N42697-15	**Date Sampled:**	07/01/03
Matrix:	SO - Soil	**Date Received:**	07/02/03
Method:	SW846 8082 SW846 3550B	**Percent Solids:**	96.7
Project:	AK Allen, 255 East 2nd Street, Mineola, NY		

	File ID	DF	Analyzed	By	Prep Date	Prep Batch	Analytical Batch
Run #1	EF44940.D	2	07/12/03	OYA	07/03/03	OP14270	GEF2310
Run #2							

	Initial Weight	Final Volume
Run #1	30.1 g	10.0 ml
Run #2		

PCB List

CAS No.	Compound	Result	RL	MDL	Units	Q
12674-11-2	Aroclor 1016	ND	34	4.9	ug/kg	
11104-28-2	Aroclor 1221	ND	34	10	ug/kg	
11141-16-5	Aroclor 1232	ND	34	7.8	ug/kg	
53469-21-9	Aroclor 1242	ND	34	5.9	ug/kg	
12672-29-6	Aroclor 1248	ND	34	5.2	ug/kg	
11097-69-1	Aroclor 1254	1010	34	3.4	ug/kg	
11096-82-5	Aroclor 1260	ND	34	6.1	ug/kg	

CAS No.	Surrogate Recoveries	Run# 1	Run# 2	Limits
877-09-8	Tetrachloro-m-xylene	81%		26-142%
877-09-8	Tetrachloro-m-xylene	86%		26-142%
2051-24-3	Decachlorobiphenyl	82%		32-153%
2051-24-3	Decachlorobiphenyl	92%		32-153%

ND = Not detected MDL - Method Detection Limit
RL = Reporting Limit
E = Indicates value exceeds calibration range

J = Indicates an estimated value
B = Indicates analyte found in associated method blank
N = Indicates presumptive evidence of a compound

Accutest Laboratories

Report of Analysis

Client Sample ID:	SB-6 (12")		
Lab Sample ID:	N42697-14	**Date Sampled:**	07/01/03
Matrix:	SO - Soil	**Date Received:**	07/02/03
Method:	SW846 8082 SW846 3550B	**Percent Solids:**	96.6
Project:	AK Allen, 255 East 2nd Street, Mineola, NY		

	File ID	DF	Analyzed	By	Prep Date	Prep Batch	Analytical Batch
Run #1	AB40675.D	5	07/11/03	OYA	07/03/03	OP14270	GAB2045
Run #2							

	Initial Weight	Final Volume
Run #1	30.0 g	10.0 ml
Run #2		

PCB List

CAS No.	Compound	Result	RL	MDL	Units	Q
12674-11-2	Aroclor 1016	ND	86	12	ug/kg	
11104-28-2	Aroclor 1221	ND	86	26	ug/kg	
11141-16-5	Aroclor 1232	ND	86	20	ug/kg	
53469-21-9	Aroclor 1242	ND	86	15	ug/kg	
12672-29-6	Aroclor 1248	ND	86	13	ug/kg	
11097-69-1	Aroclor 1254	4060	86	8.5	ug/kg	
11096-82-5	Aroclor 1260	ND	86	15	ug/kg	

CAS No.	Surrogate Recoveries	Run# 1	Run# 2	Limits
877-09-8	Tetrachloro-m-xylene	71%		26-142%
877-09-8	Tetrachloro-m-xylene	84%		26-142%
2051-24-3	Decachlorobiphenyl	92%		32-153%
2051-24-3	Decachlorobiphenyl	111%		32-153%

ND = Not detected MDL - Method Detection Limit
RL = Reporting Limit
E = Indicates value exceeds calibration range

J = Indicates an estimated value
B = Indicates analyte found in associated method blank
N = Indicates presumptive evidence of a compound

Accutest Laboratories

Report of Analysis

Client Sample ID:	SB-6 (6")		
Lab Sample ID:	N42697-13	**Date Sampled:**	07/01/03
Matrix:	SO - Soil	**Date Received:**	07/02/03
Method:	SW846 8082 SW846 3550B	**Percent Solids:**	95.2
Project:	AK Allen, 255 East 2nd Street, Mineola, NY		

	File ID	DF	Analyzed	By	Prep Date	Prep Batch	Analytical Batch
Run #1	AB40674.D	20	07/11/03	OYA	07/03/03	OP14270	GAB2045
Run #2							

	Initial Weight	Final Volume
Run #1	30.4 g	10.0 ml
Run #2		

PCB List

CAS No.	Compound	Result	RL	MDL	Units	Q
12674-11-2	Aroclor 1016	ND	350	50	ug/kg	
11104-28-2	Aroclor 1221	ND	350	110	ug/kg	
11141-16-5	Aroclor 1232	ND	350	79	ug/kg	
53469-21-9	Aroclor 1242	ND	350	60	ug/kg	
12672-29-6	Aroclor 1248	ND	350	52	ug/kg	
11097-69-1	Aroclor 1254	16100	350	34	ug/kg	
11096-82-5	Aroclor 1260	ND	350	61	ug/kg	

CAS No.	Surrogate Recoveries	Run# 1	Run# 2	Limits
877-09-8	Tetrachloro-m-xylene	72%		26-142%
877-09-8	Tetrachloro-m-xylene	86%		26-142%
2051-24-3	Decachlorobiphenyl	96%		32-153%
2051-24-3	Decachlorobiphenyl	93%		32-153%

ND = Not detected MDL - Method Detection Limit
RL = Reporting Limit
E = Indicates value exceeds calibration range

J = Indicates an estimated value
B = Indicates analyte found in associated method blank
N = Indicates presumptive evidence of a compound

Accutest Laboratories

Report of Analysis

Client Sample ID:	EP-42 (U)		
Lab Sample ID:	N42697-12	**Date Sampled:**	07/01/03
Matrix:	SO - Soil	**Date Received:**	07/02/03
Method:	SW846 8082 SW846 3550B	**Percent Solids:**	94.6
Project:	AK Allen, 255 East 2nd Street, Mineola, NY		

	File ID	DF	Analyzed	By	Prep Date	Prep Batch	Analytical Batch
Run #1	AB40673.D	25	07/11/03	OYA	07/03/03	OP14270	GAB2045
Run #2							

	Initial Weight	Final Volume
Run #1	30.0 g	10.0 ml
Run #2		

PCB List

CAS No.	Compound	Result	RL	MDL	Units	Q
12674-11-2	Aroclor 1016	ND	440	63	ug/kg	
11104-28-2	Aroclor 1221	ND	440	130	ug/kg	
11141-16-5	Aroclor 1232	ND	440	100	ug/kg	
53469-21-9	Aroclor 1242	ND	440	76	ug/kg	
12672-29-6	Aroclor 1248	ND	440	67	ug/kg	
11097-69-1	Aroclor 1254	20600	440	43	ug/kg	
11096-82-5	Aroclor 1260	ND	440	78	ug/kg	

CAS No.	Surrogate Recoveries	Run# 1	Run# 2	Limits
877-09-8	Tetrachloro-m-xylene	74%		26-142%
877-09-8	Tetrachloro-m-xylene	99%		26-142%
2051-24-3	Decachlorobiphenyl	97%		32-153%
2051-24-3	Decachlorobiphenyl	116%		32-153%

ND = Not detected MDL - Method Detection Limit
RL = Reporting Limit
E = Indicates value exceeds calibration range
J = Indicates an estimated value
B = Indicates analyte found in associated method blank
N = Indicates presumptive evidence of a compound

Accutest Laboratories

Report of Analysis

Client Sample ID:	EP-42		
Lab Sample ID:	N42697-11	**Date Sampled:**	07/01/03
Matrix:	SO - Soil	**Date Received:**	07/02/03
Method:	SW846 8260B	**Percent Solids:**	94.4
Project:	AK Allen, 255 East 2nd Street, Mineola, NY		

	File ID	DF	Analyzed	By	Prep Date	Prep Batch	Analytical Batch
Run #1	G60883.D	1	07/03/03	SJM	n/a	n/a	VG3302
Run #2							

	Initial Weight
Run #1	4.4 g
Run #2	

VOA TCL List

CAS No.	Compound	Result	RL	MDL	Units	Q
67-64-1	Acetone	ND	12	8.4	ug/kg	
71-43-2	Benzene	ND	1.2	0.25	ug/kg	
75-27-4	Bromodichloromethane	ND	6.0	0.39	ug/kg	
75-25-2	Bromoform	ND	6.0	0.73	ug/kg	
74-83-9	Bromomethane	ND	6.0	0.95	ug/kg	
78-93-3	2-Butanone (MEK)	ND	12	4.4	ug/kg	
75-15-0	Carbon disulfide	ND	6.0	2.0	ug/kg	
56-23-5	Carbon tetrachloride	ND	6.0	1.3	ug/kg	
108-90-7	Chlorobenzene	ND	6.0	1.2	ug/kg	
75-00-3	Chloroethane	ND	6.0	1.6	ug/kg	
67-66-3	Chloroform	ND	6.0	0.50	ug/kg	
74-87-3	Chloromethane	ND	6.0	0.76	ug/kg	
124-48-1	Dibromochloromethane	ND	6.0	0.32	ug/kg	
75-34-3	1,1-Dichloroethane	ND	6.0	0.39	ug/kg	
107-06-2	1,2-Dichloroethane	ND	6.0	0.68	ug/kg	
75-35-4	1,1-Dichloroethene	ND	6.0	0.48	ug/kg	
156-59-2	cis-1,2-Dichloroethene	ND	6.0	0.41	ug/kg	
156-60-5	trans-1,2-Dichloroethene	ND	6.0	0.40	ug/kg	
78-87-5	1,2-Dichloropropane	ND	6.0	0.93	ug/kg	
10061-01-5	cis-1,3-Dichloropropene	ND	6.0	0.34	ug/kg	
10061-02-6	trans-1,3-Dichloropropene	ND	6.0	0.25	ug/kg	
100-41-4	Ethylbenzene	ND	1.2	0.16	ug/kg	
591-78-6	2-Hexanone	ND	6.0	0.82	ug/kg	
108-10-1	4-Methyl-2-pentanone(MIBK)	ND	6.0	1.4	ug/kg	
75-09-2	Methylene chloride	ND	6.0	0.60	ug/kg	
100-42-5	Styrene	ND	6.0	1.2	ug/kg	
79-34-5	1,1,2,2-Tetrachloroethane	ND	6.0	0.51	ug/kg	
127-18-4	Tetrachloroethene	ND	6.0	0.27	ug/kg	
108-88-3	Toluene	ND	1.2	0.82	ug/kg	
71-55-6	1,1,1-Trichloroethane	ND	6.0	0.36	ug/kg	
79-00-5	1,1,2-Trichloroethane	ND	6.0	0.47	ug/kg	
79-01-6	Trichloroethene	ND	6.0	0.26	ug/kg	

ND = Not detected MDL - Method Detection Limit
RL = Reporting Limit
E = Indicates value exceeds calibration range

J = Indicates an estimated value
B = Indicates analyte found in associated method blank
N = Indicates presumptive evidence of a compound

Report of Analysis

Client Sample ID:	EP-42		
Lab Sample ID:	N42697-11	**Date Sampled:**	07/01/03
Matrix:	SO - Soil	**Date Received:**	07/02/03
Method:	SW846 8260B	**Percent Solids:**	94.4
Project:	AK Allen, 255 East 2nd Street, Mineola, NY		

VOA TCL List

CAS No.	Compound	Result	RL	MDL	Units	Q
95-63-6	**1,2,4-Trimethylbenzene**	ND	6.0	0.33	ug/kg	
108-67-8	**1,3,5-Trimethylbenzene**	ND	6.0	0.34	ug/kg	
75-01-4	Vinyl chloride	ND	6.0	0.49	ug/kg	
1330-20-7	Xylene (total)	ND	2.4	0.54	ug/kg	

CAS No.	Surrogate Recoveries	Run# 1	Run# 2	Limits
1868-53-7	Dibromofluoromethane	81%		71-117%
17060-07-0	1,2-Dichloroethane-D4	67%		62-124%
2037-26-5	Toluene-D8	87%		78-115%
460-00-4	4-Bromofluorobenzene	98%		73-127%

CAS No.	Tentatively Identified Compounds	R.T.	Est. Conc.	Units	Q
124-38-9	Carbon dioxide	2.73	110	ug/kg	JNB
	Total TIC, Volatile		0	ug/kg	

ND = Not detected MDL - Method Detection Limit
RL = Reporting Limit
E = Indicates value exceeds calibration range

J = Indicates an estimated value
B = Indicates analyte found in associated method blank
N = Indicates presumptive evidence of a compound

Accutest Laboratories

Report of Analysis

Client Sample ID:	EP-42		
Lab Sample ID:	N42697-11	**Date Sampled:**	07/01/03
Matrix:	SO - Soil	**Date Received:**	07/02/03
Method:	SW846 8270C SW846 3550B	**Percent Solids:**	94.4
Project:	AK Allen, 255 East 2nd Street, Mineola, NY		

	File ID	DF	Analyzed	By	Prep Date	Prep Batch	Analytical Batch
Run #1	F37571.D	1	07/08/03	ENZ	07/03/03	OP14269	EF2134
Run #2							

	Initial Weight	Final Volume
Run #1	30.3 g	1.0 ml
Run #2		

BN TCL List

CAS No.	Compound	Result	RL	MDL	Units	Q
83-32-9	Acenaphthene	ND	70	8.1	ug/kg	
208-96-8	Acenaphthylene	ND	70	8.5	ug/kg	
120-12-7	Anthracene	ND	70	13	ug/kg	
56-55-3	Benzo(a)anthracene	ND	70	13	ug/kg	
50-32-8	Benzo(a)pyrene	ND	70	13	ug/kg	
205-99-2	Benzo(b)fluoranthene	ND	70	19	ug/kg	
191-24-2	Benzo(g,h,i)perylene	ND	70	16	ug/kg	
207-08-9	Benzo(k)fluoranthene	ND	70	7.7	ug/kg	
101-55-3	4-Bromophenyl phenyl ether	ND	70	11	ug/kg	
85-68-7	Butyl benzyl phthalate	ND	70	17	ug/kg	
91-58-7	2-Chloronaphthalene	ND	70	7.5	ug/kg	
106-47-8	4-Chloroaniline	ND	170	21	ug/kg	
86-74-8	Carbazole	ND	70	14	ug/kg	
218-01-9	Chrysene	ND	70	15	ug/kg	
111-91-1	bis(2-Chloroethoxy)methane	ND	70	8.1	ug/kg	
111-44-4	bis(2-Chloroethyl)ether	ND	70	6.7	ug/kg	
108-60-1	bis(2-Chloroisopropyl)ether	ND	70	16	ug/kg	
7005-72-3	4-Chlorophenyl phenyl ether	ND	70	8.8	ug/kg	
95-50-1	1,2-Dichlorobenzene	ND	70	9.9	ug/kg	
541-73-1	1,3-Dichlorobenzene	ND	70	10	ug/kg	
106-46-7	1,4-Dichlorobenzene	ND	70	6.9	ug/kg	
121-14-2	2,4-Dinitrotoluene	ND	70	16	ug/kg	
606-20-2	2,6-Dinitrotoluene	ND	70	12	ug/kg	
91-94-1	3,3'-Dichlorobenzidine	ND	170	18	ug/kg	
53-70-3	Dibenzo(a,h)anthracene	ND	70	18	ug/kg	
132-64-9	Dibenzofuran	ND	70	8.6	ug/kg	
84-74-2	Di-n-butyl phthalate	ND	70	13	ug/kg	
117-84-0	Di-n-octyl phthalate	ND	70	25	ug/kg	
84-66-2	Diethyl phthalate	ND	70	38	ug/kg	
131-11-3	Dimethyl phthalate	ND	70	9.5	ug/kg	
117-81-7	bis(2-Ethylhexyl)phthalate	ND	70	17	ug/kg	
206-44-0	Fluoranthene	ND	70	13	ug/kg	

ND = Not detected MDL - Method Detection Limit
RL = Reporting Limit
E = Indicates value exceeds calibration range

J = Indicates an estimated value
B = Indicates analyte found in associated method blank
N = Indicates presumptive evidence of a compound

Report of Analysis

Client Sample ID:	EP-42		
Lab Sample ID:	N42697-11	**Date Sampled:**	07/01/03
Matrix:	SO - Soil	**Date Received:**	07/02/03
Method:	SW846 8270C SW846 3550B	**Percent Solids:**	94.4
Project:	AK Allen, 255 East 2nd Street, Mineola, NY		

BN TCL List

CAS No.	Compound	Result	RL	MDL	Units	Q
86-73-7	Fluorene	ND	70	7.1	ug/kg	
118-74-1	Hexachlorobenzene	ND	70	11	ug/kg	
87-68-3	Hexachlorobutadiene	ND	70	10	ug/kg	
77-47-4	Hexachlorocyclopentadiene	ND	700	25	ug/kg	
67-72-1	Hexachloroethane	ND	170	11	ug/kg	
193-39-5	Indeno(1,2,3-cd)pyrene	ND	70	24	ug/kg	
78-59-1	Isophorone	ND	70	10	ug/kg	
91-57-6	2-Methylnaphthalene	ND	70	7.2	ug/kg	
88-74-4	2-Nitroaniline	ND	170	18	ug/kg	
99-09-2	3-Nitroaniline	ND	170	19	ug/kg	
100-01-6	4-Nitroaniline	ND	170	22	ug/kg	
91-20-3	Naphthalene	ND	70	7.1	ug/kg	
98-95-3	Nitrobenzene	ND	70	13	ug/kg	
621-64-7	N-Nitroso-di-n-propylamine	ND	70	14	ug/kg	
86-30-6	N-Nitrosodiphenylamine	ND	170	12	ug/kg	
85-01-8	Phenanthrene	ND	70	11	ug/kg	
129-00-0	Pyrene	ND	70	12	ug/kg	
120-82-1	1,2,4-Trichlorobenzene	ND	70	12	ug/kg	

CAS No.	Surrogate Recoveries	Run# 1	Run# 2	Limits
4165-60-0	Nitrobenzene-d5	64%		30-122%
321-60-8	2-Fluorobiphenyl	67%		39-112%
1718-51-0	Terphenyl-d14	80%		24-138%

CAS No.	Tentatively Identified Compounds	R.T.	Est. Conc.	Units	Q
	system artifact/aldol-condensation	4.26	200	ug/kg	J
	system artifact/aldol-condensation	5.01	27000	ug/kg	J
	1,1'-Biphenyl,tetrachloro(PCB)	16.35	260	ug/kg	J
	1,1'-Biphenyl,pentachloro(PCB)	17.59	580	ug/kg	J
	1,1'-Biphenyl,pentachloro(PCB)	18.02	760	ug/kg	J
	1,1'-Biphenyl,pentachloro(PCB)	18.12	230	ug/kg	J
	1,1'-Biphenyl,pentachloro(PCB)	18.42	160	ug/kg	J
	1,1'-Biphenyl,pentachloro(PCB)	18.52	240	ug/kg	J
	1,1'-Biphenyl,pentachloro(PCB)	18.72	690	ug/kg	J
	1,1'-Biphenyl,hexachloro-(PCB)	19.15	180	ug/kg	J
	1,1'-Biphenyl,pentachloro(PCB)	19.19	200	ug/kg	J
	1,1'-Biphenyl,hexachloro-(PCB)	19.59	280	ug/kg	J
	1,1'-Biphenyl,hexachloro-(PCB)	19.66	190	ug/kg	J

ND = Not detected MDL - Method Detection Limit
RL = Reporting Limit
E = Indicates value exceeds calibration range
J = Indicates an estimated value
B = Indicates analyte found in associated method blank
N = Indicates presumptive evidence of a compound

Report of Analysis

Client Sample ID:	EP-42		
Lab Sample ID:	N42697-11	**Date Sampled:**	07/01/03
Matrix:	SO - Soil	**Date Received:**	07/02/03
Method:	SW846 8270C SW846 3550B	**Percent Solids:**	94.4
Project:	AK Allen, 255 East 2nd Street, Mineola, NY		

BN TCL List

CAS No.	Tentatively Identified Compounds	R.T.	Est. Conc.	Units	Q
	1,1'-Biphenyl,hexachloro-(PCB)	20.11	440	ug/kg	J
	unknown	21.13	220	ug/kg	J
	unknown	26.98	480	ug/kg	J
	Total TIC, Semi-Volatile		4910	ug/kg	J

ND = Not detected MDL - Method Detection Limit
RL = Reporting Limit
E = Indicates value exceeds calibration range

J = Indicates an estimated value
B = Indicates analyte found in associated method blank
N = Indicates presumptive evidence of a compound

Accutest Laboratories

Report of Analysis

Client Sample ID:	EP-42		
Lab Sample ID:	N42697-11	**Date Sampled:**	07/01/03
Matrix:	SO - Soil	**Date Received:**	07/02/03
Method:	SW846 8082 SW846 3550B	**Percent Solids:**	94.4
Project:	AK Allen, 255 East 2nd Street, Mineola, NY		

	File ID	DF	Analyzed	By	Prep Date	Prep Batch	Analytical Batch
Run #1	AB40672.D	20	07/11/03	OYA	07/03/03	OP14270	GAB2045
Run #2							

	Initial Weight	Final Volume
Run #1	30.0 g	10.0 ml
Run #2		

PCB List

CAS No.	Compound	Result	RL	MDL	Units	Q
12674-11-2	Aroclor 1016	ND	350	51	ug/kg	
11104-28-2	Aroclor 1221	ND	350	110	ug/kg	
11141-16-5	Aroclor 1232	ND	350	81	ug/kg	
53469-21-9	Aroclor 1242	ND	350	61	ug/kg	
12672-29-6	Aroclor 1248	ND	350	53	ug/kg	
11097-69-1	Aroclor 1254	17000	350	35	ug/kg	
11096-82-5	Aroclor 1260	ND	350	63	ug/kg	

CAS No.	Surrogate Recoveries	Run# 1	Run# 2	Limits
877-09-8	Tetrachloro-m-xylene	72%		26-142%
877-09-8	Tetrachloro-m-xylene	95%		26-142%
2051-24-3	Decachlorobiphenyl	93%		32-153%
2051-24-3	Decachlorobiphenyl	110%		32-153%

ND = Not detected MDL - Method Detection Limit
RL = Reporting Limit
E = Indicates value exceeds calibration range

J = Indicates an estimated value
B = Indicates analyte found in associated method blank
N = Indicates presumptive evidence of a compound

Accutest Laboratories

Report of Analysis

Client Sample ID:	EP-42		
Lab Sample ID:	N42697-11	**Date Sampled:**	07/01/03
Matrix:	SO - Soil	**Date Received:**	07/02/03
		Percent Solids:	94.4
Project:	AK Allen, 255 East 2nd Street, Mineola, NY		

Metals Analysis

Analyte	Result	RL	Units	DF	Prep	Analyzed	By	Method	Prep Method
Arsenic	1.3	1.1	mg/kg	1	07/07/03	07/10/03	KL	SW846 6010B	SW846 3050B
Barium	<21	21	mg/kg	1	07/07/03	07/10/03	KL	SW846 6010B	SW846 3050B
Cadmium	<0.54	0.54	mg/kg	1	07/07/03	07/10/03	KL	SW846 6010B	SW846 3050B
Chromium	4.4	1.1	mg/kg	1	07/07/03	07/10/03	KL	SW846 6010B	SW846 3050B
Lead	4.5	1.1	mg/kg	1	07/07/03	07/10/03	KL	SW846 6010B	SW846 3050B
Mercury	<0.035	0.035	mg/kg	1	07/08/03	07/08/03	WG	SW846 7471A	SW846 7471A
Selenium	<1.1	1.1	mg/kg	1	07/07/03	07/10/03	KL	SW846 6010B	SW846 3050B
Silver	<1.1	1.1	mg/kg	1	07/07/03	07/10/03	KL	SW846 6010B	SW846 3050B

RL = Reporting Limit

Accutest Laboratories

Report of Analysis

Client Sample ID:	EP-41 (L)		
Lab Sample ID:	N42697-10	**Date Sampled:**	07/01/03
Matrix:	SO - Soil	**Date Received:**	07/02/03
Method:	SW846 8082 SW846 3550B	**Percent Solids:**	94.8
Project:	AK Allen, 255 East 2nd Street, Mineola, NY		

	File ID	DF	Analyzed	By	Prep Date	Prep Batch	Analytical Batch
Run #1	AB40671.D	20	07/11/03	OYA	07/03/03	OP14270	GAB2045
Run #2							

	Initial Weight	Final Volume
Run #1	30.6 g	10.0 ml
Run #2		

PCB List

CAS No.	Compound	Result	RL	MDL	Units	Q
12674-11-2	Aroclor 1016	ND	340	49	ug/kg	
11104-28-2	Aroclor 1221	ND	340	100	ug/kg	
11141-16-5	Aroclor 1232	ND	340	79	ug/kg	
53469-21-9	Aroclor 1242	ND	340	59	ug/kg	
12672-29-6	Aroclor 1248	ND	340	52	ug/kg	
11097-69-1	Aroclor 1254	18100	340	34	ug/kg	
11096-82-5	Aroclor 1260	ND	340	61	ug/kg	

CAS No.	Surrogate Recoveries	Run# 1	Run# 2	Limits
877-09-8	Tetrachloro-m-xylene	69%		26-142%
877-09-8	Tetrachloro-m-xylene	108%		26-142%
2051-24-3	Decachlorobiphenyl	97%		32-153%
2051-24-3	Decachlorobiphenyl	99%		32-153%

ND = Not detected MDL - Method Detection Limit
RL = Reporting Limit
E = Indicates value exceeds calibration range
J = Indicates an estimated value
B = Indicates analyte found in associated method blank
N = Indicates presumptive evidence of a compound

Accutest Laboratories

Report of Analysis

Client Sample ID:	EP-41 (U)		
Lab Sample ID:	N42697-9	**Date Sampled:**	07/01/03
Matrix:	SO - Soil	**Date Received:**	07/02/03
Method:	SW846 8082 SW846 3550B	**Percent Solids:**	97.0
Project:	AK Allen, 255 East 2nd Street, Mineola, NY		

	File ID	DF	Analyzed	By	Prep Date	Prep Batch	Analytical Batch
Run #1	AB40670.D	20	07/11/03	OYA	07/03/03	OP14270	GAB2045
Run #2							

	Initial Weight	Final Volume
Run #1	30.0 g	10.0 ml
Run #2		

PCB List

CAS No.	Compound	Result	RL	MDL	Units	Q
12674-11-2	Aroclor 1016	ND	340	49	ug/kg	
11104-28-2	Aroclor 1221	ND	340	100	ug/kg	
11141-16-5	Aroclor 1232	ND	340	78	ug/kg	
53469-21-9	Aroclor 1242	ND	340	59	ug/kg	
12672-29-6	Aroclor 1248	ND	340	52	ug/kg	
11097-69-1	Aroclor 1254	17200	340	34	ug/kg	
11096-82-5	Aroclor 1260	ND	340	61	ug/kg	

CAS No.	Surrogate Recoveries	Run# 1	Run# 2	Limits
877-09-8	Tetrachloro-m-xylene	73%		26-142%
877-09-8	Tetrachloro-m-xylene	100%		26-142%
2051-24-3	Decachlorobiphenyl	102%		32-153%
2051-24-3	Decachlorobiphenyl	103%		32-153%

ND = Not detected MDL - Method Detection Limit
RL = Reporting Limit
E = Indicates value exceeds calibration range
J = Indicates an estimated value
B = Indicates analyte found in associated method blank
N = Indicates presumptive evidence of a compound

Accutest Laboratories

Report of Analysis

Client Sample ID:	EP-41		
Lab Sample ID:	N42697-8	**Date Sampled:**	07/01/03
Matrix:	SO - Soil	**Date Received:**	07/02/03
Method:	SW846 8260B	**Percent Solids:**	95.5
Project:	AK Allen, 255 East 2nd Street, Mineola, NY		

	File ID	DF	Analyzed	By	Prep Date	Prep Batch	Analytical Batch
Run #1	G60882.D	1	07/03/03	SJM	n/a	n/a	VG3302
Run #2							

	Initial Weight
Run #1	5.2 g
Run #2	

VOA TCL List

CAS No.	Compound	Result	RL	MDL	Units	Q
67-64-1	Acetone	ND	10	7.0	ug/kg	
71-43-2	Benzene	ND	1.0	0.21	ug/kg	
75-27-4	Bromodichloromethane	ND	5.0	0.33	ug/kg	
75-25-2	Bromoform	ND	5.0	0.61	ug/kg	
74-83-9	Bromomethane	ND	5.0	0.80	ug/kg	
78-93-3	2-Butanone (MEK)	ND	10	3.7	ug/kg	
75-15-0	Carbon disulfide	ND	5.0	1.7	ug/kg	
56-23-5	Carbon tetrachloride	ND	5.0	1.1	ug/kg	
108-90-7	Chlorobenzene	ND	5.0	1.0	ug/kg	
75-00-3	Chloroethane	ND	5.0	1.3	ug/kg	
67-66-3	Chloroform	ND	5.0	0.42	ug/kg	
74-87-3	Chloromethane	ND	5.0	0.63	ug/kg	
124-48-1	Dibromochloromethane	ND	5.0	0.27	ug/kg	
75-34-3	1,1-Dichloroethane	ND	5.0	0.33	ug/kg	
107-06-2	1,2-Dichloroethane	ND	5.0	0.57	ug/kg	
75-35-4	1,1-Dichloroethene	ND	5.0	0.40	ug/kg	
156-59-2	cis-1,2-Dichloroethene	ND	5.0	0.34	ug/kg	
156-60-5	trans-1,2-Dichloroethene	ND	5.0	0.34	ug/kg	
78-87-5	1,2-Dichloropropane	ND	5.0	0.78	ug/kg	
10061-01-5	cis-1,3-Dichloropropene	ND	5.0	0.29	ug/kg	
10061-02-6	trans-1,3-Dichloropropene	ND	5.0	0.21	ug/kg	
100-41-4	Ethylbenzene	ND	1.0	0.14	ug/kg	
591-78-6	2-Hexanone	ND	5.0	0.69	ug/kg	
108-10-1	4-Methyl-2-pentanone(MIBK)	ND	5.0	1.2	ug/kg	
75-09-2	Methylene chloride	ND	5.0	0.50	ug/kg	
100-42-5	Styrene	ND	5.0	0.97	ug/kg	
79-34-5	1,1,2,2-Tetrachloroethane	ND	5.0	0.43	ug/kg	
127-18-4	Tetrachloroethene	ND	5.0	0.23	ug/kg	
108-88-3	Toluene	ND	1.0	0.69	ug/kg	
71-55-6	1,1,1-Trichloroethane	ND	5.0	0.30	ug/kg	
79-00-5	1,1,2-Trichloroethane	ND	5.0	0.39	ug/kg	
79-01-6	Trichloroethene	ND	5.0	0.22	ug/kg	

46

ND = Not detected MDL - Method Detection Limit J = Indicates an estimated value
RL = Reporting Limit B = Indicates analyte found in associated method blank
E = Indicates value exceeds calibration range N = Indicates presumptive evidence of a compound

Report of Analysis

Client Sample ID:	EP-41		
Lab Sample ID:	N42697-8	**Date Sampled:**	07/01/03
Matrix:	SO - Soil	**Date Received:**	07/02/03
Method:	SW846 8260B	**Percent Solids:**	95.5
Project:	AK Allen, 255 East 2nd Street, Mineola, NY		

VOA TCL List

CAS No.	Compound	Result	RL	MDL	Units	Q
95-63-6	**1,2,4-Trimethylbenzene**	ND	5.0	0.27	ug/kg	
108-67-8	**1,3,5-Trimethylbenzene**	ND	5.0	0.29	ug/kg	
75-01-4	Vinyl chloride	ND	5.0	0.41	ug/kg	
1330-20-7	Xylene (total)	ND	2.0	0.45	ug/kg	

CAS No.	Surrogate Recoveries	Run# 1	Run# 2	Limits
1868-53-7	Dibromofluoromethane	80%		71-117%
17060-07-0	1,2-Dichloroethane-D4	67%		62-124%
2037-26-5	Toluene-D8	85%		78-115%
460-00-4	4-Bromofluorobenzene	116%		73-127%

CAS No.	Tentatively Identified Compounds	R.T.	Est. Conc.	Units	Q
124-38-9	Carbon dioxide	2.82	390	ug/kg	JNB
	Total TIC, Volatile		0	ug/kg	

ND = Not detected MDL - Method Detection Limit
RL = Reporting Limit
E = Indicates value exceeds calibration range

J = Indicates an estimated value
B = Indicates analyte found in associated method blank
N = Indicates presumptive evidence of a compound

Accutest Laboratories

Report of Analysis

Client Sample ID:	EP-41		
Lab Sample ID:	N42697-8	**Date Sampled:**	07/01/03
Matrix:	SO - Soil	**Date Received:**	07/02/03
Method:	SW846 8270C SW846 3550B	**Percent Solids:**	95.5
Project:	AK Allen, 255 East 2nd Street, Mineola, NY		

	File ID	DF	Analyzed	By	Prep Date	Prep Batch	Analytical Batch
Run #1	F37572.D	1	07/08/03	ENZ	07/03/03	OP14269	EF2134
Run #2							

	Initial Weight	Final Volume
Run #1	29.8 g	1.0 ml
Run #2		

BN TCL List

CAS No.	Compound	Result	RL	MDL	Units	Q
83-32-9	Acenaphthene	ND	70	8.1	ug/kg	
208-96-8	Acenaphthylene	ND	70	8.5	ug/kg	
120-12-7	Anthracene	ND	70	13	ug/kg	
56-55-3	Benzo(a)anthracene	ND	70	13	ug/kg	
50-32-8	Benzo(a)pyrene	ND	70	13	ug/kg	
205-99-2	Benzo(b)fluoranthene	ND	70	19	ug/kg	
191-24-2	Benzo(g,h,i)perylene	ND	70	16	ug/kg	
207-08-9	Benzo(k)fluoranthene	ND	70	7.7	ug/kg	
101-55-3	4-Bromophenyl phenyl ether	ND	70	11	ug/kg	
85-68-7	Butyl benzyl phthalate	ND	70	17	ug/kg	
91-58-7	2-Chloronaphthalene	ND	70	7.5	ug/kg	
106-47-8	4-Chloroaniline	ND	180	21	ug/kg	
86-74-8	Carbazole	ND	70	14	ug/kg	
218-01-9	Chrysene	ND	70	15	ug/kg	
111-91-1	bis(2-Chloroethoxy)methane	ND	70	8.2	ug/kg	
111-44-4	bis(2-Chloroethyl)ether	ND	70	6.8	ug/kg	
108-60-1	bis(2-Chloroisopropyl)ether	ND	70	16	ug/kg	
7005-72-3	4-Chlorophenyl phenyl ether	ND	70	8.9	ug/kg	
95-50-1	1,2-Dichlorobenzene	ND	70	9.9	ug/kg	
541-73-1	1,3-Dichlorobenzene	ND	70	10	ug/kg	
106-46-7	1,4-Dichlorobenzene	ND	70	7.0	ug/kg	
121-14-2	2,4-Dinitrotoluene	ND	70	16	ug/kg	
606-20-2	2,6-Dinitrotoluene	ND	70	12	ug/kg	
91-94-1	3,3'-Dichlorobenzidine	ND	180	19	ug/kg	
53-70-3	Dibenzo(a,h)anthracene	ND	70	18	ug/kg	
132-64-9	Dibenzofuran	ND	70	8.6	ug/kg	
84-74-2	Di-n-butyl phthalate	ND	70	13	ug/kg	
117-84-0	Di-n-octyl phthalate	ND	70	25	ug/kg	
84-66-2	Diethyl phthalate	ND	70	38	ug/kg	
131-11-3	Dimethyl phthalate	ND	70	9.5	ug/kg	
117-81-7	bis(2-Ethylhexyl)phthalate	ND	70	17	ug/kg	
206-44-0	Fluoranthene	ND	70	13	ug/kg	

48

ND = Not detected MDL - Method Detection Limit
RL = Reporting Limit
E = Indicates value exceeds calibration range

J = Indicates an estimated value
B = Indicates analyte found in associated method blank
N = Indicates presumptive evidence of a compound

Report of Analysis

Client Sample ID:	EP-41		
Lab Sample ID:	N42697-8	**Date Sampled:**	07/01/03
Matrix:	SO - Soil	**Date Received:**	07/02/03
Method:	SW846 8270C SW846 3550B	**Percent Solids:**	95.5
Project:	AK Allen, 255 East 2nd Street, Mineola, NY		

BN TCL List

CAS No.	Compound	Result	RL	MDL	Units	Q
86-73-7	Fluorene	ND	70	7.2	ug/kg	
118-74-1	Hexachlorobenzene	ND	70	11	ug/kg	
87-68-3	Hexachlorobutadiene	ND	70	11	ug/kg	
77-47-4	Hexachlorocyclopentadiene	ND	700	25	ug/kg	
67-72-1	Hexachloroethane	ND	180	11	ug/kg	
193-39-5	Indeno(1,2,3-cd)pyrene	ND	70	24	ug/kg	
78-59-1	Isophorone	ND	70	10	ug/kg	
91-57-6	2-Methylnaphthalene	ND	70	7.2	ug/kg	
88-74-4	2-Nitroaniline	ND	180	19	ug/kg	
99-09-2	3-Nitroaniline	ND	180	19	ug/kg	
100-01-6	4-Nitroaniline	ND	180	22	ug/kg	
91-20-3	Naphthalene	ND	70	7.1	ug/kg	
98-95-3	Nitrobenzene	ND	70	13	ug/kg	
621-64-7	N-Nitroso-di-n-propylamine	ND	70	14	ug/kg	
86-30-6	N-Nitrosodiphenylamine	ND	180	12	ug/kg	
85-01-8	Phenanthrene	ND	70	11	ug/kg	
129-00-0	Pyrene	ND	70	12	ug/kg	
120-82-1	1,2,4-Trichlorobenzene	ND	70	12	ug/kg	

CAS No.	Surrogate Recoveries	Run# 1	Run# 2	Limits
4165-60-0	Nitrobenzene-d5	68%		30-122%
321-60-8	2-Fluorobiphenyl	77%		39-112%
1718-51-0	Terphenyl-d14	87%		24-138%

CAS No.	Tentatively Identified Compounds	R.T.	Est. Conc.	Units	Q
	system artifact/aldol-condensation	4.25	640	ug/kg	J
	system artifact/aldol-condensation	4.99	25000	ug/kg	J
	1,1'-Biphenyl,tetrachloro(PCB)	16.38	1100	ug/kg	J
	unknown	16.96	330	ug/kg	J
	1,1'-Biphenyl,pentachloro(PCB)	17.63	1500	ug/kg	J
	1,1'-Biphenyl,pentachloro(PCB)	18.08	1300	ug/kg	J
	1,1'-Biphenyl,pentachloro(PCB)	18.58	410	ug/kg	J
	1,1'-Biphenyl,pentachloro(PCB)	18.77	960	ug/kg	J
	1,1'-Biphenyl,hexachloro-(PCB)	19.20	430	ug/kg	J
	1,1'-Biphenyl,pentachloro(PCB)	19.25	480	ug/kg	J
	1,1'-Biphenyl,hexachloro-(PCB)	19.66	420	ug/kg	J
	1,1'-Biphenyl,hexachloro-(PCB)	19.71	300	ug/kg	J
	1,1'-Biphenyl,hexachloro-(PCB)	20.18	650	ug/kg	J

ND = Not detected MDL - Method Detection Limit
RL = Reporting Limit
E = Indicates value exceeds calibration range
J = Indicates an estimated value
B = Indicates analyte found in associated method blank
N = Indicates presumptive evidence of a compound

Report of Analysis

Client Sample ID:	EP-41		
Lab Sample ID:	N42697-8	**Date Sampled:**	07/01/03
Matrix:	SO - Soil	**Date Received:**	07/02/03
Method:	SW846 8270C SW846 3550B	**Percent Solids:**	95.5
Project:	AK Allen, 255 East 2nd Street, Mineola, NY		

BN TCL List

CAS No.	Tentatively Identified Compounds	R.T.	Est. Conc.	Units	Q
	unknown	23.63	560	ug/kg	J
	unknown	23.73	340	ug/kg	J
	unknown	25.42	390	ug/kg	J
	unknown	26.13	490	ug/kg	J
	Total TIC, Semi-Volatile		9660	ug/kg	J

ND = Not detected MDL - Method Detection Limit
RL = Reporting Limit
E = Indicates value exceeds calibration range

J = Indicates an estimated value
B = Indicates analyte found in associated method blank
N = Indicates presumptive evidence of a compound

Accutest Laboratories

Report of Analysis

Client Sample ID:	EP-41		
Lab Sample ID:	N42697-8	**Date Sampled:**	07/01/03
Matrix:	SO - Soil	**Date Received:**	07/02/03
		Percent Solids:	95.5
Project:	AK Allen, 255 East 2nd Street, Mineola, NY		

Metals Analysis

Analyte	Result	RL	Units	DF	Prep	Analyzed	By	Method	Prep Method
Arsenic	1.2	1.0	mg/kg	1	07/07/03	07/10/03	KL	SW846 6010B	SW846 3050B
Barium	<21	21	mg/kg	1	07/07/03	07/10/03	KL	SW846 6010B	SW846 3050B
Cadmium	<0.52	0.52	mg/kg	1	07/07/03	07/10/03	ND	SW846 6010B	SW846 3050B
Chromium	123	1.0	mg/kg	1	07/07/03	07/10/03	KL	SW846 6010B	SW846 3050B
Lead	14.6	1.0	mg/kg	1	07/07/03	07/10/03	KL	SW846 6010B	SW846 3050B
Mercury	<0.032	0.032	mg/kg	1	07/08/03	07/08/03	WG	SW846 7471A	SW846 7471A
Selenium	1.0	1.0	mg/kg	1	07/07/03	07/10/03	KL	SW846 6010B	SW846 3050B
Silver	1.6	1.0	mg/kg	1	07/07/03	07/10/03	KL	SW846 6010B	SW846 3050B

RL = Reporting Limit

Accutest Laboratories

Report of Analysis

Client Sample ID:	EP-41		
Lab Sample ID:	N42697-8	**Date Sampled:**	07/01/03
Matrix:	SO - Soil	**Date Received:**	07/02/03
		Percent Solids:	95.5
Project:	AK Allen, 255 East 2nd Street, Mineola, NY		

General Chemistry

Analyte	Result	RL	Units	DF	Analyzed	By	Method
Solids, Percent	95.5		%	1	07/05/03	HBA	EPA 160.3 M

RL = Reporting Limit

Accutest Laboratories

Report of Analysis

Client Sample ID:	EP-40 (U)		
Lab Sample ID:	N42697-7	**Date Sampled:**	07/01/03
Matrix:	SO - Soil	**Date Received:**	07/02/03
Method:	SW846 8082 SW846 3550B	**Percent Solids:**	89.1
Project:	AK Allen, 255 East 2nd Street, Mineola, NY		

	File ID	DF	Analyzed	By	Prep Date	Prep Batch	Analytical Batch
Run #1	AB40669.D	2.5	07/11/03	OYA	07/03/03	OP14270	GAB2045
Run #2							

	Initial Weight	Final Volume
Run #1	30.0 g	10.0 ml
Run #2		

PCB List

CAS No.	Compound	Result	RL	MDL	Units	Q
12674-11-2	Aroclor 1016	ND	47	6.7	ug/kg	
11104-28-2	Aroclor 1221	ND	47	14	ug/kg	
11141-16-5	Aroclor 1232	ND	47	11	ug/kg	
53469-21-9	Aroclor 1242	ND	47	8.1	ug/kg	
12672-29-6	Aroclor 1248	ND	47	7.1	ug/kg	
11097-69-1	Aroclor 1254	1660	47	4.6	ug/kg	
11096-82-5	Aroclor 1260	ND	47	8.3	ug/kg	

CAS No.	Surrogate Recoveries	Run# 1	Run# 2	Limits
877-09-8	Tetrachloro-m-xylene	76%		26-142%
877-09-8	Tetrachloro-m-xylene	80%		26-142%
2051-24-3	Decachlorobiphenyl	93%		32-153%
2051-24-3	Decachlorobiphenyl	85%		32-153%

ND = Not detected MDL - Method Detection Limit
RL = Reporting Limit
E = Indicates value exceeds calibration range
J = Indicates an estimated value
B = Indicates analyte found in associated method blank
N = Indicates presumptive evidence of a compound

Accutest Laboratories

Report of Analysis

Client Sample ID:	EP-40		
Lab Sample ID:	N42697-6	**Date Sampled:**	07/01/03
Matrix:	SO - Soil	**Date Received:**	07/02/03
Method:	SW846 8260B	**Percent Solids:**	89.2
Project:	AK Allen, 255 East 2nd Street, Mineola, NY		

	File ID	DF	Analyzed	By	Prep Date	Prep Batch	Analytical Batch
Run #1	G60881.D	1	07/03/03	SJM	n/a	n/a	VG3302
Run #2							

	Initial Weight
Run #1	5.1 g
Run #2	

VOA TCL List

CAS No.	Compound	Result	RL	MDL	Units	Q
67-64-1	Acetone	ND	11	7.7	ug/kg	
71-43-2	Benzene	ND	1.1	0.23	ug/kg	
75-27-4	Bromodichloromethane	ND	5.5	0.36	ug/kg	
75-25-2	Bromoform	ND	5.5	0.67	ug/kg	
74-83-9	Bromomethane	ND	5.5	0.87	ug/kg	
78-93-3	2-Butanone (MEK)	ND	11	4.0	ug/kg	
75-15-0	Carbon disulfide	ND	5.5	1.9	ug/kg	
56-23-5	Carbon tetrachloride	ND	5.5	1.2	ug/kg	
108-90-7	Chlorobenzene	ND	5.5	1.1	ug/kg	
75-00-3	Chloroethane	ND	5.5	1.4	ug/kg	
67-66-3	Chloroform	ND	5.5	0.46	ug/kg	
74-87-3	Chloromethane	ND	5.5	0.69	ug/kg	
124-48-1	Dibromochloromethane	ND	5.5	0.29	ug/kg	
75-34-3	1,1-Dichloroethane	ND	5.5	0.36	ug/kg	
107-06-2	1,2-Dichloroethane	ND	5.5	0.63	ug/kg	
75-35-4	1,1-Dichloroethene	ND	5.5	0.44	ug/kg	
156-59-2	cis-1,2-Dichloroethene	ND	5.5	0.37	ug/kg	
156-60-5	trans-1,2-Dichloroethene	ND	5.5	0.37	ug/kg	
78-87-5	1,2-Dichloropropane	ND	5.5	0.85	ug/kg	
10061-01-5	cis-1,3-Dichloropropene	ND	5.5	0.31	ug/kg	
10061-02-6	trans-1,3-Dichloropropene	ND	5.5	0.22	ug/kg	
100-41-4	Ethylbenzene	ND	1.1	0.15	ug/kg	
591-78-6	2-Hexanone	ND	5.5	0.75	ug/kg	
108-10-1	4-Methyl-2-pentanone(MIBK)	ND	5.5	1.3	ug/kg	
75-09-2	Methylene chloride	ND	5.5	0.54	ug/kg	
100-42-5	Styrene	ND	5.5	1.1	ug/kg	
79-34-5	1,1,2,2-Tetrachloroethane	ND	5.5	0.46	ug/kg	
127-18-4	Tetrachloroethene	ND	5.5	0.25	ug/kg	
108-88-3	Toluene	ND	1.1	0.75	ug/kg	
71-55-6	1,1,1-Trichloroethane	ND	5.5	0.33	ug/kg	
79-00-5	1,1,2-Trichloroethane	ND	5.5	0.43	ug/kg	
79-01-6	Trichloroethene	ND	5.5	0.24	ug/kg	

37

ND = Not detected MDL - Method Detection Limit
RL = Reporting Limit
E = Indicates value exceeds calibration range

J = Indicates an estimated value
B = Indicates analyte found in associated method blank
N = Indicates presumptive evidence of a compound

Report of Analysis

Client Sample ID:	EP-40		
Lab Sample ID:	N42697-6	**Date Sampled:**	07/01/03
Matrix:	SO - Soil	**Date Received:**	07/02/03
Method:	SW846 8260B	**Percent Solids:**	89.2
Project:	AK Allen, 255 East 2nd Street, Mineola, NY		

VOA TCL List

CAS No.	Compound	Result	RL	MDL	Units	Q
95-63-6	**1,2,4-Trimethylbenzene**	ND	5.5	0.30	ug/kg	
108-67-8	**1,3,5-Trimethylbenzene**	ND	5.5	0.31	ug/kg	
75-01-4	Vinyl chloride	ND	5.5	0.45	ug/kg	
1330-20-7	Xylene (total)	ND	2.2	0.49	ug/kg	

CAS No.	Surrogate Recoveries	Run# 1	Run# 2	Limits
1868-53-7	Dibromofluoromethane	81%		71-117%
17060-07-0	1,2-Dichloroethane-D4	64%		62-124%
2037-26-5	Toluene-D8	87%		78-115%
460-00-4	4-Bromofluorobenzene	105%		73-127%

CAS No.	Tentatively Identified Compounds	R.T.	Est. Conc.	Units	Q
124-38-9	Carbon dioxide	2.82	670	ug/kg	JNB
	Total TIC, Volatile		0	ug/kg	

ND = Not detected MDL - Method Detection Limit
RL = Reporting Limit
E = Indicates value exceeds calibration range

J = Indicates an estimated value
B = Indicates analyte found in associated method blank
N = Indicates presumptive evidence of a compound

Accutest Laboratories

Report of Analysis

Client Sample ID:	EP-40		
Lab Sample ID:	N42697-6	**Date Sampled:**	07/01/03
Matrix:	SO - Soil	**Date Received:**	07/02/03
Method:	SW846 8270C SW846 3550B	**Percent Solids:**	89.2
Project:	AK Allen, 255 East 2nd Street, Mineola, NY		

	File ID	DF	Analyzed	By	Prep Date	Prep Batch	Analytical Batch
Run #1	F37570.D	1	07/08/03	ENZ	07/03/03	OP14269	EF2134
Run #2							

	Initial Weight	Final Volume
Run #1	30.1 g	1.0 ml
Run #2		

BN TCL List

CAS No.	Compound	Result	RL	MDL	Units	Q
83-32-9	Acenaphthene	ND	74	8.6	ug/kg	
208-96-8	Acenaphthylene	ND	74	9.1	ug/kg	
120-12-7	Anthracene	ND	74	14	ug/kg	
56-55-3	Benzo(a)anthracene	ND	74	13	ug/kg	
50-32-8	Benzo(a)pyrene	ND	74	13	ug/kg	
205-99-2	Benzo(b)fluoranthene	ND	74	21	ug/kg	
191-24-2	Benzo(g,h,i)perylene	ND	74	17	ug/kg	
207-08-9	Benzo(k)fluoranthene	ND	74	8.2	ug/kg	
101-55-3	4-Bromophenyl phenyl ether	ND	74	12	ug/kg	
85-68-7	Butyl benzyl phthalate	ND	74	18	ug/kg	
91-58-7	2-Chloronaphthalene	ND	74	8.0	ug/kg	
106-47-8	4-Chloroaniline	ND	190	22	ug/kg	
86-74-8	Carbazole	ND	74	15	ug/kg	
218-01-9	Chrysene	ND	74	16	ug/kg	
111-91-1	bis(2-Chloroethoxy)methane	ND	74	8.6	ug/kg	
111-44-4	bis(2-Chloroethyl)ether	ND	74	7.2	ug/kg	
108-60-1	bis(2-Chloroisopropyl)ether	ND	74	17	ug/kg	
7005-72-3	4-Chlorophenyl phenyl ether	ND	74	9.4	ug/kg	
95-50-1	1,2-Dichlorobenzene	ND	74	11	ug/kg	
541-73-1	1,3-Dichlorobenzene	ND	74	11	ug/kg	
106-46-7	1,4-Dichlorobenzene	ND	74	7.4	ug/kg	
121-14-2	2,4-Dinitrotoluene	ND	74	17	ug/kg	
606-20-2	2,6-Dinitrotoluene	ND	74	13	ug/kg	
91-94-1	3,3'-Dichlorobenzidine	ND	190	20	ug/kg	
53-70-3	Dibenzo(a,h)anthracene	ND	74	19	ug/kg	
132-64-9	Dibenzofuran	ND	74	9.2	ug/kg	
84-74-2	Di-n-butyl phthalate	ND	74	14	ug/kg	
117-84-0	Di-n-octyl phthalate	ND	74	27	ug/kg	
84-66-2	Diethyl phthalate	ND	74	40	ug/kg	
131-11-3	Dimethyl phthalate	ND	74	10	ug/kg	
117-81-7	bis(2-Ethylhexyl)phthalate	ND	74	18	ug/kg	
206-44-0	Fluoranthene	ND	74	14	ug/kg	

ND = Not detected MDL - Method Detection Limit
RL = Reporting Limit
E = Indicates value exceeds calibration range
J = Indicates an estimated value
B = Indicates analyte found in associated method blank
N = Indicates presumptive evidence of a compound

Report of Analysis

Client Sample ID:	EP-40		
Lab Sample ID:	N42697-6	**Date Sampled:**	07/01/03
Matrix:	SO - Soil	**Date Received:**	07/02/03
Method:	SW846 8270C SW846 3550B	**Percent Solids:**	89.2
Project:	AK Allen, 255 East 2nd Street, Mineola, NY		

BN TCL List

CAS No.	Compound	Result	RL	MDL	Units	Q
86-73-7	Fluorene	ND	74	7.6	ug/kg	
118-74-1	Hexachlorobenzene	ND	74	11	ug/kg	
87-68-3	Hexachlorobutadiene	ND	74	11	ug/kg	
77-47-4	Hexachlorocyclopentadiene	ND	740	27	ug/kg	
67-72-1	Hexachloroethane	ND	190	12	ug/kg	
193-39-5	Indeno(1,2,3-cd)pyrene	ND	74	25	ug/kg	
78-59-1	Isophorone	ND	74	11	ug/kg	
91-57-6	2-Methylnaphthalene	ND	74	7.7	ug/kg	
88-74-4	2-Nitroaniline	ND	190	20	ug/kg	
99-09-2	3-Nitroaniline	ND	190	20	ug/kg	
100-01-6	4-Nitroaniline	ND	190	23	ug/kg	
91-20-3	Naphthalene	ND	74	7.6	ug/kg	
98-95-3	Nitrobenzene	ND	74	14	ug/kg	
621-64-7	N-Nitroso-di-n-propylamine	ND	74	15	ug/kg	
86-30-6	N-Nitrosodiphenylamine	ND	190	13	ug/kg	
85-01-8	Phenanthrene	ND	74	12	ug/kg	
129-00-0	Pyrene	ND	74	13	ug/kg	
120-82-1	1,2,4-Trichlorobenzene	ND	74	13	ug/kg	

CAS No.	Surrogate Recoveries	Run# 1	Run# 2	Limits
4165-60-0	Nitrobenzene-d5	62%		30-122%
321-60-8	2-Fluorobiphenyl	70%		39-112%
1718-51-0	Terphenyl-d14	78%		24-138%

CAS No.	Tentatively Identified Compounds	R.T.	Est. Conc.	Units	Q
	system artifact/aldol-condensation	4.26	420	ug/kg	J
	system artifact/aldol-condensation	5.00	28000	ug/kg	J
	unknown	23.57	200	ug/kg	J
	unknown	23.85	160	ug/kg	J
	unknown	26.08	230	ug/kg	J
	unknown	27.03	2600	ug/kg	J
	unknown	27.30	760	ug/kg	J
	Total TIC, Semi-Volatile		3950	ug/kg	J

ND = Not detected MDL - Method Detection Limit
RL = Reporting Limit
E = Indicates value exceeds calibration range
J = Indicates an estimated value
B = Indicates analyte found in associated method blank
N = Indicates presumptive evidence of a compound

Accutest Laboratories

Report of Analysis

Client Sample ID:	EP-40		
Lab Sample ID:	N42697-6	**Date Sampled:**	07/01/03
Matrix:	SO - Soil	**Date Received:**	07/02/03
Method:	SW846 8082 SW846 3550B	**Percent Solids:**	89.2
Project:	AK Allen, 255 East 2nd Street, Mineola, NY		

	File ID	DF	Analyzed	By	Prep Date	Prep Batch	Analytical Batch
Run #1	AB40668.D	2	07/11/03	OYA	07/03/03	OP14270	GAB2045
Run #2							

	Initial Weight	Final Volume
Run #1	30.6 g	10.0 ml
Run #2		

PCB List

CAS No.	Compound	Result	RL	MDL	Units	Q
12674-11-2	Aroclor 1016	ND	37	5.3	ug/kg	
11104-28-2	Aroclor 1221	ND	37	11	ug/kg	
11141-16-5	Aroclor 1232	ND	37	8.4	ug/kg	
53469-21-9	Aroclor 1242	ND	37	6.3	ug/kg	
12672-29-6	Aroclor 1248	ND	37	5.5	ug/kg	
11097-69-1	Aroclor 1254	1230	37	3.6	ug/kg	
11096-82-5	Aroclor 1260	ND	37	6.5	ug/kg	

CAS No.	Surrogate Recoveries	Run# 1	Run# 2	Limits
877-09-8	Tetrachloro-m-xylene	70%		26-142%
877-09-8	Tetrachloro-m-xylene	72%		26-142%
2051-24-3	Decachlorobiphenyl	86%		32-153%
2051-24-3	Decachlorobiphenyl	91%		32-153%

ND = Not detected MDL - Method Detection Limit
RL = Reporting Limit
E = Indicates value exceeds calibration range
J = Indicates an estimated value
B = Indicates analyte found in associated method blank
N = Indicates presumptive evidence of a compound

Accutest Laboratories

Report of Analysis

Client Sample ID:	EP-40		
Lab Sample ID:	N42697-6	**Date Sampled:**	07/01/03
Matrix:	SO - Soil	**Date Received:**	07/02/03
		Percent Solids:	89.2
Project:	AK Allen, 255 East 2nd Street, Mineola, NY		

Metals Analysis

Analyte	Result	RL	Units	DF	Prep	Analyzed	By	Method	Prep Method
Arsenic	2.6	1.1	mg/kg	1	07/07/03	07/10/03	KL	SW846 6010B	SW846 3050B
Barium	<22	22	mg/kg	1	07/07/03	07/10/03	KL	SW846 6010B	SW846 3050B
Cadmium	<0.56	0.56	mg/kg	1	07/07/03	07/10/03	KL	SW846 6010B	SW846 3050B
Chromium	10.6	1.1	mg/kg	1	07/07/03	07/10/03	KL	SW846 6010B	SW846 3050B
Lead	4.8	1.1	mg/kg	1	07/07/03	07/10/03	KL	SW846 6010B	SW846 3050B
Mercury	<0.034	0.034	mg/kg	1	07/08/03	07/08/03	WG	SW846 7471A	SW846 7471A
Selenium	<1.1	1.1	mg/kg	1	07/07/03	07/10/03	KL	SW846 6010B	SW846 3050B
Silver	<1.1	1.1	mg/kg	1	07/07/03	07/10/03	KL	SW846 6010B	SW846 3050B

RL = Reporting Limit

Accutest Laboratories

Report of Analysis

Client Sample ID:	EP-40		
Lab Sample ID:	N42697-6	**Date Sampled:**	07/01/03
Matrix:	SO - Soil	**Date Received:**	07/02/03
		Percent Solids:	89.2
Project:	AK Allen, 255 East 2nd Street, Mineola, NY		

General Chemistry

Analyte	Result	RL	Units	DF	Analyzed	By	Method
Solids, Percent	89.2		%	1	07/05/03	HBA	EPA 160.3 M

43

RL = Reporting Limit

Accutest Laboratories

Report of Analysis

Client Sample ID:	EP-39 (L)		
Lab Sample ID:	N42697-5	**Date Sampled:**	07/01/03
Matrix:	SO - Soil	**Date Received:**	07/02/03
Method:	SW846 8082 SW846 3550B	**Percent Solids:**	78.5
Project:	AK Allen, 255 East 2nd Street, Mineola, NY		

	File ID	DF	Analyzed	By	Prep Date	Prep Batch	Analytical Batch
Run #1	AB40667.D	1	07/11/03	OYA	07/03/03	OP14270	GAB2045
Run #2							

	Initial Weight	Final Volume
Run #1	30.0 g	10.0 ml
Run #2		

PCB List

CAS No.	Compound	Result	RL	MDL	Units	Q
12674-11-2	Aroclor 1016	ND	21	3.0	ug/kg	
11104-28-2	Aroclor 1221	ND	21	6.5	ug/kg	
11141-16-5	Aroclor 1232	ND	21	4.8	ug/kg	
53469-21-9	Aroclor 1242	ND	21	3.7	ug/kg	
12672-29-6	Aroclor 1248	ND	21	3.2	ug/kg	
11097-69-1	Aroclor 1254	235	21	2.1	ug/kg	
11096-82-5	Aroclor 1260	ND	21	3.8	ug/kg	

CAS No.	Surrogate Recoveries	Run# 1	Run# 2	Limits
877-09-8	Tetrachloro-m-xylene	74%		26-142%
877-09-8	Tetrachloro-m-xylene	87%		26-142%
2051-24-3	Decachlorobiphenyl	82%		32-153%
2051-24-3	Decachlorobiphenyl	80%		32-153%

ND = Not detected MDL - Method Detection Limit
RL = Reporting Limit
E = Indicates value exceeds calibration range

J = Indicates an estimated value
B = Indicates analyte found in associated method blank
N = Indicates presumptive evidence of a compound

Accutest Laboratories

Report of Analysis

Client Sample ID:	EP-39 (U)		
Lab Sample ID:	N42697-4	**Date Sampled:**	07/01/03
Matrix:	SO - Soil	**Date Received:**	07/02/03
Method:	SW846 8082 SW846 3550B	**Percent Solids:**	77.2
Project:	AK Allen, 255 East 2nd Street, Mineola, NY		

	File ID	DF	Analyzed	By	Prep Date	Prep Batch	Analytical Batch
Run #1	AB40666.D	1	07/11/03	OYA	07/03/03	OP14270	GAB2045
Run #2							

	Initial Weight	Final Volume
Run #1	30.0 g	10.0 ml
Run #2		

PCB List

CAS No.	Compound	Result	RL	MDL	Units	Q
12674-11-2	Aroclor 1016	ND	22	3.1	ug/kg	
11104-28-2	Aroclor 1221	ND	22	6.6	ug/kg	
11141-16-5	Aroclor 1232	ND	22	4.9	ug/kg	
53469-21-9	Aroclor 1242	ND	22	3.7	ug/kg	
12672-29-6	Aroclor 1248	ND	22	3.3	ug/kg	
11097-69-1	Aroclor 1254	345	22	2.1	ug/kg	
11096-82-5	Aroclor 1260	ND	22	3.8	ug/kg	

CAS No.	Surrogate Recoveries	Run# 1	Run# 2	Limits
877-09-8	Tetrachloro-m-xylene	73%		26-142%
877-09-8	Tetrachloro-m-xylene	82%		26-142%
2051-24-3	Decachlorobiphenyl	76%		32-153%
2051-24-3	Decachlorobiphenyl	70%		32-153%

ND = Not detected MDL - Method Detection Limit
RL = Reporting Limit
E = Indicates value exceeds calibration range

J = Indicates an estimated value
B = Indicates analyte found in associated method blank
N = Indicates presumptive evidence of a compound

Accutest Laboratories

Report of Analysis

Client Sample ID:	EP-38 (U)		
Lab Sample ID:	N42697-2	**Date Sampled:**	07/01/03
Matrix:	SO - Soil	**Date Received:**	07/02/03
Method:	SW846 8082 SW846 3550B	**Percent Solids:**	96.3
Project:	AK Allen, 255 East 2nd Street, Mineola, NY		

	File ID	DF	Analyzed	By	Prep Date	Prep Batch	Analytical Batch
Run #1	AB40564.D	1	07/07/03	OYA	07/03/03	OP14270	GAB2042
Run #2							

	Initial Weight	Final Volume
Run #1	30.2 g	10.0 ml
Run #2		

PCB List

CAS No.	Compound	Result	RL	MDL	Units	Q
12674-11-2	Aroclor 1016	ND	17	2.5	ug/kg	
11104-28-2	Aroclor 1221	ND	17	5.2	ug/kg	
11141-16-5	Aroclor 1232	ND	17	3.9	ug/kg	
53469-21-9	Aroclor 1242	ND	17	3.0	ug/kg	
12672-29-6	Aroclor 1248	ND	17	2.6	ug/kg	
11097-69-1	Aroclor 1254	204	17	1.7	ug/kg	
11096-82-5	Aroclor 1260	40.3	17	3.0	ug/kg	

CAS No.	Surrogate Recoveries	Run# 1	Run# 2	Limits
877-09-8	Tetrachloro-m-xylene	83%		26-142%
877-09-8	Tetrachloro-m-xylene	95%		26-142%
2051-24-3	Decachlorobiphenyl	99%		32-153%
2051-24-3	Decachlorobiphenyl	85%		32-153%

ND = Not detected MDL - Method Detection Limit
RL = Reporting Limit
E = Indicates value exceeds calibration range

J = Indicates an estimated value
B = Indicates analyte found in associated method blank
N = Indicates presumptive evidence of a compound

Accutest Laboratories

Report of Analysis

Client Sample ID:	EP-38		
Lab Sample ID:	N42697-1	**Date Sampled:**	07/01/03
Matrix:	SO - Soil	**Date Received:**	07/02/03
Method:	SW846 8082 SW846 3550B	**Percent Solids:**	96.5
Project:	AK Allen, 255 East 2nd Street, Mineola, NY		

	File ID	DF	Analyzed	By	Prep Date	Prep Batch	Analytical Batch
Run #1	AB40563.D	1	07/07/03	OYA	07/03/03	OP14270	GAB2042
Run #2							

	Initial Weight	Final Volume
Run #1	30.0 g	10.0 ml
Run #2		

PCB List

CAS No.	Compound	Result	RL	MDL	Units	Q
12674-11-2	Aroclor 1016	ND	17	2.5	ug/kg	
11104-28-2	Aroclor 1221	ND	17	5.3	ug/kg	
11141-16-5	Aroclor 1232	ND	17	3.9	ug/kg	
53469-21-9	Aroclor 1242	ND	17	3.0	ug/kg	
12672-29-6	Aroclor 1248	ND	17	2.6	ug/kg	
11097-69-1	Aroclor 1254	236	17	1.7	ug/kg	
11096-82-5	Aroclor 1260	51.5	17	3.1	ug/kg	

CAS No.	Surrogate Recoveries	Run# 1	Run# 2	Limits
877-09-8	Tetrachloro-m-xylene	96%		26-142%
877-09-8	Tetrachloro-m-xylene	104%		26-142%
2051-24-3	Decachlorobiphenyl	107%		32-153%
2051-24-3	Decachlorobiphenyl	99%		32-153%

ND = Not detected MDL - Method Detection Limit
RL = Reporting Limit
E = Indicates value exceeds calibration range

J = Indicates an estimated value
B = Indicates analyte found in associated method blank
N = Indicates presumptive evidence of a compound

Premier Environmental Services.

DATA USABILTY SUMMARY REPORT (DUSR)
OF THE
AK ALLEN SITE
MINEOLA, NEW YORK

ORGANIC AND
INORGANIC ANALYSES IN
AQUEOUS AND NON-AQUEOUS
SAMPLES

ACCUTEST LABORATORIES, INC.
DAYTON, NEW JERSEY

REPORT NUMBERS:
N40056

November, 2003

Prepared for
C.A. Rich Consultants, Inc.
Plainview, New York

Prepared by
Premier Environmental Services
2815 Covered Bridge Road
Merrick, New York 11566
(516)223-9761

NYS DEC Data Usability Summary Report

DATA VALIDATION FOR:	**Volatile Organic Analyses, Base Neutral Semivolatile Organic Analyses, Polychlorinated Biphenyl Analyses**
SITE:	**AK Allen Mineola, NY**
CONTRACT LAB:	**Accutest Laboratories, Inc. Dayton, New Jersey**
REVIEWER:	**Renee Cohen**
DATE REVIEW COMPLETED:	**November, 2003**
MATRIX:	**Aqueous and Non-Aqueous**

The data validation was performed according to the guidelines in the described in the New York State Department of Environmental Conservation, Division of Environmental Remediation, Guidance for the Development of Data Usability Summary Reports (DUSR). In addition the data was been reviewed using the protocol specified in the NYS Analytical Services Protocol ('95).

All data are considered valid and acceptable except those analytes which have been rejected "R" (unreliable/unusable). Due to various QC problems some analytes may have been qualified with a "J" (estimated), "N" (presumptive evidence for the presence of the material, "U" (non-detect), or "JN" (presumptive evidence for the presence of the material at an estimated value) flag. All actions are detailed on the attached sheets.

Several factors should be noted for all persons using this data. Persons using this data should be aware that no result is guaranteed to be accurate even if it has passed all QC tests. The main purpose of this review is to appropriately qualify outliers and to determine whether the results presented meet the specific site/project criteria for data quality and data use.

This data assessment includes twelve (12) soils and two (2) aqueous samples collected May 27, 2003 and May 28, 2003. Nine (9) soil samples and the two (2) aqueous samples are reviewed/validated in this DUSR report. The validated samples are summarized in Table 1 of this report. All of the samples were shipped to Accutest Laboratories, located in Dayton, New Jersey. The samples were received at the laboratory on May 28, 2003. The samples were analyzed for Volatile Organic Analytes (EPA Method 8260), Base Neutral Semivolatile Organic Analytes (BN SVOA-EPA Method 8270) and Polychlorinated Biphenyl's (PCB's) (EPA Method 8082) as specified on the Chain of Custody (COC) documentation that accompanied the samples to the laboratory. A copy of the COC documents associated with each data set is located in Appendix C of this report. Appendix D of this report includes the correspondence between this data validator and Accutest Laboratories that is associated with this data set. In addition, a number of the samples were analyzed for RCRA Metals. The inorganic data review is located in the Inorganic Data Usability Summary Report.

DATA USABILITY SUMMARY REPORT (DUSR)
AK ALLEN SITE

1. OVERVIEW:

The soil samples associated with this data set were submitted to the laboratory for the analyses requested on the Chain of Custody (COC) documentation. The samples were analyzed for the organic analytes using EPA Test Methods for the Evaluation of Solid Waste (SW 846), Method 8260/8270/8082. The laboratory provided a deliverables package in accordance with the guidelines in the NYSDEC ASP, Rev '95, Category B.

Twelve (12) soil samples, the Trip Blank and Field Blank sample were collected May 27, 2003 and May 28, 2003. The samples were received at the laboratory on May 28, 2003. Nine (9) soil samples, the Trip Blank and Field Blank sample were reviewed. Each was reviewed for the parameters listed on Chain of Custody documents that accompanied the data set to the laboratory.

The NYS ASP forms that were included in this data report did not note the correct analytical parameters that were listed on the COC forms. The laboratory was contacted and the discrepancy was resolved. The NYS ASP forms did not cite the correct collection date for sample EP-1. The laboratory was contacted and the discrepancy was resolved.

2. HOLDING TIME:

The amount of an analyte in a sample can change with time due to chemical instability, degradation, volatilization, etc. If the specified holding time is exceeded, the data may not be valid. Preserved volatile organic analyses are required to be analyzed within 10 days of validated time of sample receipt (VTSR) in accordance with the NYSDEC ASP, Rev '95. The technical holding time for properly preserved aqueous and non-aqueous samples is 14 days from collection. Base Neutral Semivolatile Organic and Polychlorinated Biphenyl samples are to be prepared/extracted within five (5) days of validated time of sample receipt (VTSR) in accordance with the NYSDEC ASP, Rev '95. The technical holding time for properly samples is to prepare the aqueous samples within 7 days of collection and the soil samples within fourteen days of collection.

Volatile Organic Analyses

The validated soil and aqueous samples in this data set were analyzed for Volatile Organic Analytes. The samples and associated QC samples were analyzed within the ten (10) days of VTSR.

Base Neutral Semivolatile Organic Analyses

Nine (9) soil samples were validated in this data set. The samples were extracted in one (1) batch on May 28, 2003. The aqueous Field Blank sample was prepared on May 29, 2003. The validated samples were prepared and analyzed within the NYS DEC ASP holding time.

Polychlorinated Biphenyl Analyses

Nine (9) soil samples and one (1) aqueous Field Blank sample were validated in this data set. The soil samples were prepared in one (1) batch on May 28, 2003. The Field Blank sample was prepared on May 29, 2003. All of the samples in this data set were prepared and analyzed within the NYS DEC ASP holding time.

DATA USABILITY SUMMARY REPORT (DUSR)
AK ALLEN SITE

3. SURROGATES:

All samples are spiked with surrogate compounds prior to sample preparation to evaluate the overall laboratory performance and the efficiency of the analytical technique. If the measured surrogate concentrations are outside the QC limits, qualifiers were applied to the effected samples.

Volatile Organic Analyses – Each sample was spiked with the surrogate compounds 1,2-Dichloroethane-d4, 4-Bromofluorobenzene, Toluene-d8 and Dibromofluoromethane. In-house surrogate recovery limits were reported by the laboratory.

The percent recovery of each surrogate met QC criteria in each of the validated samples in this data set with the exception of sample EP-4. 4-Bromofluorobenzene exceeded QC criteria (173%) in the initial analysis. The sample was reanalyzed and all surrogate QC criteria was met. The reanalysis was performed at a dilution that was 10 times the initial analysis. The laboratory reported the initial sample results (without dilution) on the final report page. The sample results that were reported in the report have been qualified "UJ/J" estimated.

Qualified data result pages are located in Appendix B of this report.

Base Neutral Semivolatile Organic Analyses – Each sample was spiked with the base neutral surrogate compounds Nitrobenzene-d5, 2-Fluorobiphenyl and Terphenyl-d14.

The percent recovery of each surrogate met QC criteria in each of the validated sample analyses in this data set.

Polychlorinated Biphenyl Analyses - Each sample was spiked with the surrogate compounds Tetrachloro-m-xylene and Decachlorobiphenyl. In-house surrogate recovery limits were reported by the laboratory.

The percent recovery of Tetrachloro-m-xylene (TCMX) exceeded QC criteria in samples EP-2, EP-3, EP-3D and EP-4 due to the dilution utilized to analyze and report the target analyte Aroclor 1254 in each of these samples. The recovery of Decachlorobiphenyl met QC criteria in all of the samples in this data set. Data was not qualified based on the surrogate recovery in the validated samples.

DATA USABILITY SUMMARY REPORT (DUSR)
AK ALLEN SITE

4. MATRIX SPIKE/SPIKE DUPLICATE, MS/MSD:

The MS/MSD data are generated to determine the long term precision and accuracy of the analytical method in various matrices. The MS/MSD may be used in conjunction with other QC criteria for additional qualification of data. The laboratory used the in-house generated recovery criteria and RPD (precision) data for reporting purposes.

Volatile Organic Analyses

Three (3) soil and one (1) aqueous Matrix Spike/Matrix Spike Duplicate sample set are associated with this data set. Sample EP-6 was utilized as a MS/MSD analysis for samples analyzed on May 29, 2003. This sample is not a validated sample, however, it is a site-specific sample. The recoveries of all target analytes met QC criteria with the exception of Chlorobenzene (57%/MSD), Ethylbenzene (49%/45%), Tetrachloroethene (34%/32%), 1,2,4-Trimethylbenzene (31%/30%), 1,3,5-Trimethylbenzene (31%/31%) and Total Xylenes (49%/45%). All Relative percent differences met QC criteria in this MS/MSD sample set. Data was not qualified based on the percent recoveries and Relative Percent Differences in the MS and MSD sample.

The other two (2) soil and one (1) aqueous MS/SD sample were batch QC. Data was not qualified based on the percent recovery and relative percent difference in batch QC sample data.

Base Neutral Semivolatile Organic Analyses

Sample EP-6 (N40056-7) was utilized for the soil MS/MSD analyses. This was not a validated sample, however, it was a site-specific MS/MSD sample. All percent recoveries met QC criteria in the MS and MSD sample with the exception of Anthracene (36%/31%), 4-Chloroaniline (0%/0%), 2,6-Dinitroaniline (168%0, 3,3'-Dichlorobenzidiene (0%/0%), 4-Nitroaniline (0%), N-nitroso-di-n-propylamine (131%/127%) and Phenanthrene (115%). All Relative Percent Differences met QC criteria with the exception of 4-Bromophenyl phenyl ether (27%), 2,6-Dinitrotoluene (65%), Di-methylphthalate (20%) and 3-Nitroaniline (45%). The MS/MSD sample was analyzed at a dilution of 1, however, the unspiked sample was analyzed at a dilution of 1:5 due to the concentration of TIC's detected and matrix interference was observed in the sample chromatogram and noted by the laboratory in the data report.

Sample data has not been qualified based on the Percent Recovery and Relative Percent Differences (RPD's) in the soil MS/MSD sample.

Batch QC was utilized for the aqueous MS/MSD sample set. Data was not qualified based on the recoveries and RPD in Batch QC data.

Polychlorinated Biphenyl Analyses

Soil sample EP-6 (N40056-07) was utilized for the soil MS/MSD analyses. The percent recovery of Aroclor 1260 and Aroclor 1260 exceeded QC criteria due to the concentration of Aroclor 1254 in the unspiked sample. PCB MS/MSD recoveries are advisory at this time. Data was not qualified based on the MS and MSD recovery.

Batch QC was utilized for the aqueous MS/MSD sample set. Data was not qualified based on the recoveries and RPD in Batch QC data.

DATA USABILITY SUMMARY REPORT (DUSR)
AK ALLEN SITE

5. BLANK SPIKE ANALYSIS:

The NY ASP protocol requires that a blank spike analysis be performed with each sample batch. The blank spike analysis is used to insure that the analytical system is in control. The laboratory applied in-house recovery limits for each analyte.

Volatile Organic Analytes

The laboratory reported four (4) blank spike analyses with this data set. The blank spike sample was fortified with all reported analytes. The spike recoveries in each of the blank spike samples met QC criteria.

Base Neutral Semivolatile Organic Analytes

The laboratory performed one (1) soil blank spike analysis with this data set. The sample was spiked with all reported analytes. All spike recoveries in the blank spike samples met QC criteria met QC criteria with the exception of 4-Nitroaniline. The recovery of this analytes was slightly above the acceptable limit. 4-Nitroaniline was not detected in any of the validated samples. No action was taken based on the recovery of 4-Nitroaniline in the blank spike sample.

One aqueous blank spike analysis is associated with this data set. All recoveries met QC criteria in this blank spike sample.

Polychlorinated Biphenyl Analyses

The laboratory performed one soil and one aqueous blank spike analysis with this data set. The samples were spiked with Aroclor 1016 and Aroclor 1260. All spike recoveries in each of the blank spike samples met QC criteria.

DATA USABILITY SUMMARY REPORT (DUSR)
AK ALLEN SITE

6. BLANK CONTAMINATION:

Quality assurance (QA) blanks, such as the method, trip, field, or rinse blanks are prepared to identify any contamination that may have been introduced into the samples during sample preparation or field activity. Method blanks measure laboratory contamination. Trip blanks measure cross-contamination of samples during shipment. Field blanks measure cross-contamination of samples during field operations. Samples are then qualified based on blank contamination when detected.

A) Method Blank contamination

Volatile Organic Analyses

Three (3) soil and one (1) aqueous method blank are associated with this data set. Each was free from contamination of target analytes. The method blank (G59763.D, 5/29/03) associated with the analysis of samples EP-1,EP-3, EP-3D, EP-5, EP-8 and EP-10 contained Carbon Dioxide at a concentration of 240 JN ug/kg. When detected in the validated soil samples, at a concentration less than ten (10) times that detected, this TIC has been negated.

Qualified data result pages are located in Appendix B of this report.

The method blank (G59784.D, 5/30/03) associated with the analysis of samples EP-4 and EP-11 contained Carbon Dioxide at a concentration of 250 ug/kg. When detected in the validated soil samples, at a concentration less than ten (10) times that detected, this TIC has been negated.

Qualified data result pages are located in Appendix B of this report.

The Methanol Extraction blank (S48407.D, 5/30/03) is associated with sample EP-2 was free from contamination of all target analytes.

The aqueous blank (X7412.D, 5/30/03) is associated with both the Trip Blank and Field Blank samples in this data set. It was free from contamination of all target analytes.

Base Neutral Semivolatile Organic Analyses

One (1) soil and one (1) aqueous method blank sample is associated with the validated samples in this data set. The soil method blank analyzed on Instrument P was free from contamination of all target analytes. Aldol Condensation Products (ACP) and system artifacts at retention time 3:48 and 4:37 minutes were detected in the method blank sample. These analytes when detected in associated validated samples (EP-10 and EP-11), have been negated. This method blank was analyzed on Instrument Z. This analysis was free from contamination of target analytes, however, ACP's at retention time 4:05 and 5:15 were detected. These analytes when detected in associated validated samples (EP-1, EP-8), have been negated.

Qualified data result pages are located in Appendix B of this report.

The aqueous method blank was free from contamination of target analytes. One unknown TIC at retention time 27.71 was detected. This TIC was not detected in the associated Field Blank sample, therefore, no action was taken.

DATA USABILITY SUMMARY REPORT (DUSR)
AK ALLEN SITE

6. BLANK CONTAMINATION (cont'd)

A) Method Blank contamination

Polychlorinated Biphenyl Analyses

One (1) soil and one (1) aqueous method blank is associated with the validated samples in this data set. Each was free from contamination of all target analytes.

B) Field Blank contamination

Volatile Organic Analyses

The Field Blank (5/28) sample associated with this data set was free from contamination of all target analytes with the exception of Carbon Disulfide (1/4 J ug/L). This analyte was not detected in any of the validated samples, therefore, no action was taken based on this contaminant.

Base Neutral Semivolatile Organic Analyses

The Field Blank sample (FB-5/28) was free from contamination of target analytes.

Polychlorinated Biphenyl Analyses

The Field Blank sample (FB-5/28) was free from contamination of target analytes.

C) Trip Blank contamination

Volatile Organic Analyses

The Trip Blank (5/28/03) sample was free from contamination of all target analytes.

DATA USABILITY SUMMARY REPORT (DUSR)
AK ALLEN SITE

7. GC/MS CALIBRATION:

Satisfactory instrument calibration is established to ensure that the instrument is capable of producing acceptable quantitative data. An initial calibration demonstrates that the instrument is capable of giving acceptable performance at the beginning of an experimental sequence. The continuing calibration verifies that the instrument is giving satisfactory daily performance. USEPA data validation criteria is the same for all analytes in both GC/MS Volatile and GC/MS Semivolatile Organic analyses, therefore, all text discussion is for VOA and SVOA samples analyses.

A) RESPONSE FACTOR

The response factor measures the instrument's response to specific chemical compounds. USEPA data review requires that the response factor of all analytes be greater than or equal to 0.05 in both initial and continuing calibration analyses. A value less than 0.05 indicates a serious detection and quantitation problem (poor sensitivity). USEPA data validation criteria states that if the minimum RRF criteria is not met in an initial calibration the positive results are qualified "J". Non detect results in the initial calibration with a RRF <0.05 are qualified "R", unusable. If RRF criteria is not met in the continuing calibration curve analysis, effected positive analytes will be qualified "J" estimated. Those analytes not detected are not qualified. The SW-846 Methods cite specific analytes known as System Performance Check Compounds (SPCC). Minimum response criteria is set for these analytes. If the minimum criteria is not met, analyses must stop and the source of problems must be found and corrected. Data associated with this set has been reviewed for the criteria in the cited in the EPA Method and the USEPA criteria.

Volatile Organic Analyses

Three (3) initial calibration curves are associated with this data set. The laboratory performed an initial multi-level calibration on May 16, 2003 (Inst. G). The RRF for all target compounds met QC criteria in this initial calibration curve. A multi-level initial calibration curve was analyzed on May 27, 2003 (Inst. S). The RRF of all target analytes with the exception of 2-Butanone (0.043) met QC criteria. 2-Butanone has been qualified "R" unuseable in the samples associated with this calibration curve. This "R" qualifier effects sample EP-4 and EP-2. A multi-level aqueous calibration curve was analyzed May 7, 2003 (Inst. X). The RRF for all target compounds met QC criteria in this initial calibration curve.

Five (5) continuing calibration standards are associated with this data set. All response factor of the target analytes met QC criteria in each of the continuing calibration standard analyses with the exception of 2-Butanone (0.042) on May 30, 2003 (S48381.D) and 2-Butanone (0.045) on May 30, 2003 (S48405.D). These continuing calibration standard s are associated with the reported analysis of sample EP-2.

DATA USABILITY SUMMARY REPORT (DUSR)
AK ALLEN SITE

7. GC/MS CALIBRATION (cont'd)

A) RESPONSE FACTOR

Base Neutral Semivolatile Organic Analyses

Three (3) initial calibration curves are associated with this data set. The laboratory performed the initial multi level calibrations on May 30, 2003 (Inst. B), May 29, 2003 (Inst. P.) and May 29, 2003 (Inst. Z). The RRF for all target compounds met QC criteria in each of the initial calibration curves.

Five (5) continuing calibration standards are associated with this data set. All response factor of the target analytes met QC criteria in each of the continuing calibration standard analyses.

B) PERCENT RELATIVE STANDARD DEVIATION (RSD) AND PERCENT DIFFERENCE (%D):

Percent RSD is calculated from the initial calibration and is used to indicate the stability of the specific compound response factor over increasing concentration. Percent D compares the response factor of the compounds in the continuing calibration standard to the mean response factor (RRF) from the initial calibration. Percent D is a measure of the instrument's daily performance. Region II data validation criteria states that the percent RSD of the initial calibration curve must be less than or equal to 30%. The %D must be <25% in the continuing calibration standard. This criteria has been applied to all target analytes. A value outside of these limits indicates potential detection and quantitation errors. For these reasons, all positive results are flagged as estimated, "J" and non-detects may be flagged "UJ", based on professional judgement. If %RSD and %D grossly exceed QC criteria (>90%), non-detects data may be qualified "R", unuseable. Data associated with this set has been reviewed for the criteria in the cited in the USEPA Data Validation Guidelines.

Volatile Organic Analyses

Three (3) initial calibration curves are associated with this data set. The laboratory performed initial multi level calibration on May 16, 2003 (Inst. G). The %RSD for all target compounds met QC criteria in this initial calibration curve. An initial calibration curve was analyzed on May 27, 2003 (Inst. S). The %RSD for all target compounds met QC criteria in this initial calibration curve. An aqueous initial calibration curve was analyzed on May 7, 2003 (Inst. X). The %RSD for all target compounds met QC criteria in this initial calibration curve.

Five (5) continuing calibration standard is associated with this data set. All % Difference criteria was met for all target analytes in each of the continuing calibration standard analyses with the exception of the following:

Date	File ID	Analyte	%Difference
5/29/03	G59761.D	Acetone	27.0
5/30/03	X7410.D	Acetone	39.2

Acetone in the samples associated with each of these continuing calibration standards has been qualified "UJ/J", estimated.

Qualified data result pages are located in Appendix B of this report.

DATA USABILITY SUMMARY REPORT (DUSR)
AK ALLEN SITE

7. GC/MS CALIBRATION (cont'd)

B) PERCENT RELATIVE STANDARD DEVIATION (RSD) AND PERCENT DIFFERENCE (%D):

Base Neutral Semivolatile Organic Analyses

Three (3) initial calibration curves are associated with this data set. The laboratory performed the initial multi level calibrations on May 30, 2003 (Inst. B), May 29, 2003 (Inst. P.) and May 29, 2003 (Inst. Z). The %RSD criteria was met for all target compounds met QC criteria in each of the initial calibration curves with the exception of Hexachlorocyclopentadiene (31.65%) in the Insstrument P curve. This analyte has been qualified "UJ/J" estimated in all samples reported from the Instrument P curve..

Five (5) continuing calibration standards are associated with this data set. All %Difference/Deviation criteria was met for the target analytes in each of the continuing calibration standard analyses with the exception of the following:

Date	File ID	Analyte	% Difference/Deviation
5/30/03	P01009.D	4-Nitroaniline	81.4

4-Nitroaniline has been qualified "UJ/J" estimated in samples EP-2, EP-3 and EP-3D. Qualified data result pages are located in Appendix B of this report.

8. GC CALIBRATION

GC Calibration of the PCB's was performed in accordance with the USEPA SW846 method. All analyses are performed using a single injection with a splitter and dual column (ZB1-ZB-1701) analysis. This included the analysis of a six-point calibration curve of Aroclor 1260 and Aroclor 1016. The Aroclor calibration factors and retention time windows are established. The %RSD of each peak must be less than 20% in the initial calibration curve analysis. One (1) single mid-level calibration standard was analyzed for each of the other Aroclors reported. Continuing calibration is performed after each ten (10) field samples. %Deviation is calculated. Review of continuing calibration standard is performed. Data qualifiers were applied when QC criteria was not met. Instrument and calibration criteria are then summarized on laboratory generated forms that were included in the data report for review.

Two (2) initial calibration curves are associated with this data set. The initial calibration curve associated with the validated samples was analyzed April 24, 2003. All calibration data associated with the validated samples met QC criteria in terns of response factor and %RSD. The initial calibration curve associated with the batch QC sample in this data set was analyzed June 3, 2003. All calibration data associated with the validated samples met QC criteria in terns of response factor and %RSD.

Five (5) continuing calibration standard analyses are associated with the validated samples. All QC criteria were met in each of the continuing calibration standard analyses.

DATA USABILITY SUMMARY REPORT (DUSR)
AK ALLEN SITE

9. GC/MS MASS SPECTROMETER TUNING:

Tuning and performance criteria are established to ensure adequate mass resolution, proper identification of compounds, and to some degree, sufficient instrument sensitivity. These criteria are not sample specific. Instrument performance is determined using standard materials. Therefore, these criteria should be met in all circumstances. The tuning standard for volatile organics is Bromofluorobenzene (BFB). The tuning compound for semivolatile organic analyses is decafluorotriphenylphosphine (DFTPP). If the mass calibration is in error, or missing, all associated data will be classified as unusable, "R".

Volatile Organic Analyses/Base Neutral Semivolatile Organic Analyses – All Instrument Tuning criteria was met for these sample analyses.

10. GC/MS INTERNAL STANDARDS PERFORMANCE:

Internal standard (IS) performance criteria ensure that the GC/MS sensitivity and response are stable during every run. The method recommends that the internal standard area count must not vary by more than a factor of 2 (-50%to +100%) from the associated continuing calibration standard. The method recommends that the retention time of the internal standard must not vary more than ±30 seconds from the associated continuing calibration standard. The EPA CLP validation guidelines state that if the area count is outside the (-50% to +100%) range of the associated standard, all of the positive results for compounds quantitated using that IS are qualified estimated, "J", and all non-detects below 50% are qualified "UJ", non detects above 100% should not be qualified or "R" if there is a severe loss of sensitivity. The internal standard evaluation criteria are applied to all field and QC samples.

Volatile Organic Analyses

All samples were fortified with the internal standards Tert Butyl Alcohol-d9, Pentafluorobenzene, 1,4-Difluorobenzene, Chlorobenzene-d5 and 1,4-Dichlorobenzene-d4. All internal standard area criteria were met for the validated sample in this data set with the exception of 1,4-Dichlorobenzene-d4 in sample EP-4. The analytes associated with this internal standard have been qualified "UJ/J" estimated. The sample was reanalyzed and all Internal Standard area counts were acceptable, however, the laboratory reported the reanalysis as the confirmation run.

Base Neutral Semivolatile Organic Analyses

The validated samples were fortified with the internal standards 1,4-Dichlorobenzene-d4, Naphthalene-d8, Acenaphthene-d10, Phenanthrene-d10, Chrysene-d12 and Perylene-d12. All Internal Standard QC criteria were met for the validated samples in this data set with the exception of that listed below.

Sample ID	Internal Standard
EP-1	Perylene-d12
EP-3	Perylene-d12
EP-3D	Perylene-d12

Each of these samples was reanalyzed and matrix interference was confirmed. The laboratory provided all analyses in the report for review. The target analytes associated with the Internal Standard Perylene-d12 have been qualified "UJ/J" estimated in these samples.

Qualified data result pages are located in Appendix B of this report.

DATA USABILITY SUMMARY REPORT (DUSR)
AK ALLEN SITE

11. FIELD DUPLICATE SAMPLE ANALYSES:

Sample EP-3 and EP-3D were collected in duplicate analyzed as field duplicate samples.

Volatile Organic Analyses - A review of the sample data results and the chromatograms was performed. Sample EP-3 was analyzed using minimum sample (approx 1 gram) based on the results of the laboratory screening data. Sample EP-3D was analyzed with 5 grams of soil sample, and no dilution was applied. The sample chromatogram of sample EP-3 indicated matrix interference while the sample chromatogram of sample EP-3 D was very flat indicating no matrix effect. The Percent Solids result of these two samples are comparable, however, based on the sample data reported and the chromatograms included in the report, the samples are not comparable.

Base Neutral Semivolatile Organic Analyses - Samples EP-3 and EP-3D were prepared in accordance with the method, however based on confirmed matrix interference both of the samples were analyzed and reported with a 1:5 dilution. Below is a summary of positive sample results in the duplicate analyses:

Analyte	Result ug/kg	Result ug/kg	RPD (%)
Anthracene	ND	177 J	NC
Benzo(a)anthracene	ND	116 J	NC
Benzo(ghi)perylene	ND	97.3 J	NC
Chrysene	ND	438	NC
Bis(2-ethylhexyl)phthalate	7120	5960	17.7
Fluoranthene	ND	284 J	NC
2-Methylnaphthalene	ND	139 J	NC
Phenanthrene	ND	209 J	NC
Pyrene	ND	406	NC
Total TIC's	129000 J	130300 J	

ND-denotes Not Detected
NC-denotes Not Calculated

Polychlorinated Biphenyl Analyses – Samples EP-3 and EP-3D were prepared in accordance with the method. Sample EP-3 and EP-3D were analyzed at a dilution of 1:50 due to the concentration of Aroclor detected in the sample.

Analyte	Result ug/kg	Result ug/kg	RPD (%)
Aroclor	30500	26200	15.2

DATA USABILITY SUMMARY REPORT (DUSR)
AK ALLEN SITE

12. COMPOUND IDENTIFICATION:

Target compounds are identified on the GC/MS by using the analyte's relative retention time (RRT) and by comparison to the ion spectra obtained from known standards. For the results to be a positive hit, the sample peak must be within ± 0.06 RRT units of the standard compound, and have an ion spectra which has a ratio of the primary and secondary ion intensities with 20% of that in the standard compound. Target compounds are identified on the GC by using the analytes retention time. Concentration is quantitated from the initial calibration curve.

Volatile Organic Analyses

All of the soil samples reported the VOA 8260 analytes specified on the COC documents. In addition, the analytes 1,2,4-Trimethylbenzene and 1,3,5-Trimethylbenzene were reported. A Library Search was performed and reported with all samples in this data set. The laboratory reported the target analytes to the determined method detection limit. All validated samples were analyzed and reported without dilution except where noted below. All soil sample data was reported on a dry weight basis. Carbon Dioxide was reported as a TIC compound in all of the validated soil samples. This TIC analyte has been negated in all of the validated soil samples when the concentration was within ten times that detected in the associated method blank.

Sample EP-2 was prepared and analyzed with a methanol extraction based on the concentration of target analytes detected in the sample. These include; 1,1-Dichloroethand (599 ug/kg), cis 1,2-Dichloroethene (2440 ug/kg), Tetrachloroethene (1430 ug/kg), Toluene (46.0 J ug/kg), 1,1,1-Trichloroethane (932 ug/kg), Trichloroethene (59.5 J ug/kg), 1,2,4-Trimethylbenzene (131 J ug/kg), 1,3,5-Trimethylbenzene (191 J ug/kg) and Total Xylenes (85.2 J ug/kg). The sample chromatogram exhibited matrix interference in the form of a hump. A total of 44100 ug/kg total TIC analytes were reported in this sample.

Sample EP-3 was prepared and analyzed using approximately 1 gram of sample. This lead to an elevation of base reporting limits of approximately 5 times. This dilution was due to the concentration of target analytes detected in the sample. These include; Tetrachloroethene (1520 ug/kg), 1,1,1-Trichloroethane (73.7 ug/kg) and Trichloroethene (57.0 ug/kg). The sample chromatogram exhibited matrix interference in the form of a hump. A total of 5730 ug/kg total TIC analytes were reported in this sample.

Sample EP-4 was initially prepared and analyzed using approximately 1 gram of sample. This lead to a reporting limit 5 times higher than the base reporting limit. This sample contained Tetrachloroethene (855 ug/kg), 1,1,1-Trichloroethene (115 ug/kg) and Trichloroethene (91.0 ug/kg). The sample chromatogram exhibited matrix interference in the form of a hump. A total of 5180 ug/kg total TIC analytes were reported in this sample. The sample was reanalyzed to confirm the presence of target analytes. The sample was extracted with Methanol and the raw data was provided in the report. The Methanol extraction data reported the same target analytes. The chromatogram still presented matrix interference "hump", however, the laboratory reported the data from the initial analysis.

DATA USABILITY SUMMARY REPORT (DUSR)
AK ALLEN SITE

12. COMPOUND IDENTIFICATION (cont'd)

Base Neutral Semivolatile Organic Analyses

The validated soil sample was prepared and analyzed in accordance with the method cited. The validated sample was reported without dilution except where noted below. Soil sample results are reported on a dry weight basis.

Sample EP-1 was analyzed without dilution however, matrix interference was observed in the chromatogram in the form of a hump. The Internal Standard Perylene-d12 exceeded QC criteria in the initial analysis. The reanalysis of the sample, without dilution, confirmed the matrix interference.

Sample EP-2 was prepared/concentrated to a final volume of 5mls. This lead to a 5X dilution upon initial analysis. This sample contained both target and non-target analytes.

Sample EP-3 was analyzed without dilution however, matrix interference was observed in the chromatogram in the form of a hump. The Internal Standard Perylene-d12 exceeded QC criteria in the initial analysis. The reanalysis of the sample, using a five (5) time dilution, confirmed the matrix interference. This sample contained both target and non-target analytes.

Sample EP-3D was analyzed using a dilution factor of 5. Matrix interference was observed in the chromatogram in the form of a hump. The Internal Standard Perylene-d12 exceeded QC criteria in the initial analysis. The reanalysis of the sample, using the same five (5) time dilution, confirmed the matrix interference. This sample contained both target and non-target analytes.

Sample EP-4 was prepared to a final extraction volume of 5mls. This lead to a dilution factor of 5. Matrix interference was observed in the chromatogram in the form of a hump This sample contained bis(2-ethylhexyl)phthalate at a concentration of 16000 ug/kg. A number of non-target compounds were also reported in this sample.

Polychlorinated Biphenyl Analyses

Samples were prepared and analyzed in accordance with the method cited. The sample extracts were all Alumina cleaned prior to sample analysis. Soil sample data results are reported on a dry weight basis.

Sample EP-1 was reported from a 1:10 dilution due to the concentration of Aroclor 1254 (5180 ug/kg) detected in the sample. A review of the results from both the primary and secondary column indicate good precision.

Sample EP-2 was reported from a 1:100 dilution due to the concentration of Aroclor 1254 (55500 ug/kg) detected in the sample. A review of the results from both the primary and secondary column indicate good precision. The recovery of the surrogate Tetrachloro-m-xylene exceeded QC limits in this extract due to the high concentration of the target analyte detected.

Sample EP-3 was reported from a 1:50 dilution due to the concentration of Aroclor 1254 (30500 ug/kg) detected in the sample. A review of the results from both the primary and secondary column indicate good precision. The recovery of the surrogate Tetrachloro-m-xylene exceeded QC limits in this extract due to the high concentration of the target analyte detected.

DATA USABILITY SUMMARY REPORT (DUSR)
AK ALLEN SITE

12. COMPOUND IDENTIFICATION (cont'd)

Sample EP-3D was reported from a 1:50 dilution due to the concentration of Aroclor (26200 ug/kg) detected in the sample. A review of the results from both the primary and secondary column indicate good precision. The recovery of the surrogate Tetrachloro-m-xylene exceeded QC limits in this extract due to the high concentration of the target analyte detected.

Sample EP-4 was reported from a 1:50 dilution due to the concentration of Aroclor 1254 (44100 ug/kg) detected in the sample. A review of the results from both the primary and secondary column indicate good precision. The recovery of the surrogate Tetrachloro-m-xylene exceeded QC limits in this extract due to the high concentration of the target analyte detected.

Sample EP-5 was reported from a 1:2 dilution due to the concentration of Aroclor 1254 (842 ug/kg) detected in the sample. A review of the results from both the primary and secondary column indicate good precision.

Sample EP-11 was reported from a 1:20 dilution due to the concentration of Aroclor 1254 (980 ug/kg) detected in the sample. A review of the results from both the primary and secondary column indicate good precision.

13. OVERALL ASSESSMENT:

Analytical QC criteria was met for these analyses. The data reported agrees with the raw data provided in the final report. The laboratory provided a complete data package and reported all data using acceptable protocols and laboratory qualifiers as defined in the report package. All soil sample data was reported on a dry weight basis.

The data provided for this data set is acceptable for use, with the noted data qualifiers.

TABLE 1

2815 COVERED BRIDGE ROAD, MERRICK, NEW YORK 11566
(516) 223-9761 • FAX (516) 223-0983

NYS DEC Data Usability Summary Report

DATA VALIDATION FOR:	**RCRA Metals**
SITE:	**AK Allen** **Mineola, NY**
CONTRACT LAB:	**Accutest Laboratories** **Dayton, New Jersey**
REVIEWER:	**Renee Cohen**
DATE REVIEW COMPLETED:	**November, 2003**
MATRIX:	**Non-Aqueous, Aqueous**

This data assessment is for the twelve (12) soils and two (2) aqueous samples collected on May 27, 2003 and May 28, 2003. The validated samples are summarized in Table 1 of this report. All of the samples were and shipped to Accutest Laboratories, located in Dayton, New Jersey. The COC indicated which samples were to be analyzed for the RCRA Metals group. A copy of the COC documents associated with the data set is located in Appendix C of this report. These samples were analyzed for organic parameters, the data review associated with the organic analyses are located in the Organic Data Usability Report (DUSR).

The data evaluation was performed according to the guidelines noted in the "National Functional Guidelines for Inorganic Data Review, February 1994 and the NYSDEC ASP. A Data Usability Summary Report (DUSR) has been prepared in accordance with the guidelines of the New York State Division of Environmental Remediation.

Several factors should be noted for all persons using this data. Persons using this data should be aware that no result is guaranteed to be accurate even if it has passed all QC tests. The main purpose of this review is to appropriately qualify outliers and to determine whether the results presented meet the specific site/project criteria for data quality and data use.

Table 1 of this report contains a cross reference between the Field Sample ID's and the Laboratory Sample ID's.

Appendix A of this Data Usability Summary Report (DUSR) contains a summary of the data qualifiers that may be used in the report. Appendix B contains the qualified data result pages. Appendix C contains the Chain of Custody (COC) documents associated with this data set. Appendix D of this report includes copies of correspondence between this validator and the laboratory.

DATA USABILITY SUMMARY REPORT (DUSR)
AK ALLEN SITE

1. OVERVIEW

Samples associated with this site were collected on multiple days and submitted to Accutest Laboratories, Inc. A subset of samples was chosen for data review/validation.

Samples in Accutest Laboratory, Inc. Project Number N40056 were collected on May 27, 2003 and May 28, 2003 and delivered to the laboratory on May 28, 2003. A total of fourteen (14) were collected. Nine (9) of the soil samples and the Field Blank sample were chosen for review. A list of the reviewed samples is located in Table 1 of this report.

2. HOLDING TIME

The amount of an analyte in a sample can change with time due to chemical instability, degradation, volatilization, etc. If the specified holding time is exceeded, the data may not be valid. Metals with the exception of Mercury, are required to be digested and analyzed within 180 days of Verified Time of Sample Receipt (VTSR). Mercury samples are to be digested and analyzed within 26 days of VTSR.

All sample analyses associated with Project ID: N40056 were prepared/digested and analyzed within the proper holding time.

3. CALIBRATION ANALYSIS

Inductively Coupled Plasma (ICP) was utilized for these analyses. The ICP was calibrated using a single point standard as required by the manufacturer. An initial calibration verification (ICV) standard was then analyzed to verify instrument calibration. The validated samples in this data set were analyzed in one (1) analytical sequence on May 29, 2003. Recoveries of the ICV standards associated with the analytical sequence met QC criteria. One continuing calibration verification (CCV) standard was then analyzed after each ten (10) field samples. All CCV percent recoveries met QC criteria in each of the analytical sequences.

Analysis for Cold Vapor Mercury is calibrated using multi point standards and calculating the correlation coefficient of the curve. One of the calibrations standards must be analyzed at the CRDL. The analytical sequence associated with the validated samples in this data set was performed May 30, 2003. The initial calibration of the instrument met QC criteria. Continuing calibration standard analysis was performed using a mid point standard and calculating the concentration of the standard in terms of recovery from the initial calibration curve. All continuing calibration analyses associated with this data set met QC criteria.

4. CRDL STANDARD

The CRDL standard is used for the verification of instrument linearity near the CRDL. The CRDL standard control limits are 80%-120% recovery. If the CRDL standard falls outside of the control limits, associated data less than or equal to the 10X the CRDL are qualified estimated (J or UJ) or rejected (R) depending on the recovery of the CRDL standard and the concentration of the analyte in the sample. If the recovery of the CRDL standard is greater than 120% and the result is above the reporting limit the data results were qualified "K" biased high. If the recovery of the CRDL standard is greater than 120% and the result is reported ND, the data results are acceptable and no qualification is applied.

The ICP CRDL standards associated with the soil sequence analyzed May 29, 2003 met QC criteria with the exception of Arsenic (72%/69%/78%). The qualifier "J/UJ" estimated has been applied to the validated sample results associated with this analytical sequence.

Qualified data result pages are located in Appendix B of this report.

5. INTERFERENCE CHECK STANDARD

The Interference Check Standard (ICS) is used to verify the laboratory interelement and background correction factors of the ICP. Two solutions comprise the ICS A and ICS AB. Solution A consists of the interferent metals while solution AB is the group of target analytes and the interferents metals. An ICS analysis consists of analyzing both solutions consecutively for all wavelengths used for each analyte reported by ICP.

The ICSA and ICSAB recoveries associated with these analyses met QC criteria.

6. MATRIX SPIKE/MATRIX SPIKE DUPLICATE (MS/MSD) ANALYSIS

The spike sample analysis provides information about the effect of the sample matrix upon the digestion and measurement methodology. The spike control limits are 75%-125% when the sample concentration is less than four (4) times the spike added. If the matrix spike recoveries fall in the range of 30%-74%, the sample results are may be biased low and are qualified as estimated (J or UJ). If the matrix spike recoveries fall in the range of 126%-200%, sample results may be biased high. Positive results are qualified estimated (J). If the spike recovery is greater than 125% and the reported sample results are less than the IDL the data point is acceptable for use. If the matrix spike recovery is greater than 200%, the associated sample data are unusable and are rejected (R). If matrix spike results are less than 30%, the associated non-detect results are qualified unusable and rejected (R), and the results reported above the IDL are qualified estimated (J).

ICP and CVAA Hg MS/MSD analysis were performed on a batch QC aqueous sample. Sample data was not qualified based on the percent recoveries in a batch QC sample. ICP and CVAA Hg MS/MSD analysis was performed on sample EP-6. Although not a validated sample, review of the MS/MSD data was performed. All recoveries and percent differences met QC criteria.

7. POST DIGESTION SPIKE ANALYSIS

The post digestion spike sample analysis provides additional information about the effect of the sample matrix upon the digestion and measurement methodology. The post digestion spike is performed for each analyte that the pre-digestion spike recovery falls outside the 75-125% control limit.

Post digestion spike analysis was not required, based on the recoveries of the MS/MSD sample analyses. Accutest Laboratories did not perform post digestion spike analysis with the validated samples in this data set.

8. DUPLICATE SAMPLE ANALYSIS

The laboratory duplicate sample analysis is used to evaluate the laboratory precision of the method for each analyte. If the duplicate sample analysis results for a particular analyte fall outside the control windows of 20% RPD or +/- CRDL, whichever is appropriate depending upon the concentration of the sample, the associated sample results are qualified "J" estimated.

Accutest Laboratories did not perform sample duplicate analysis, however, matrix spike analysis was performed in duplicate. The Relative Percent Difference (RPD) of the MS and MSD analysis was reviewed. All soil RPD results met QC criteria in sample EP-6.

Batch QC was performed for the aqueous ICP and CVAA Hg analyses. Data was not qualified based on the results of batch QC analysis.

9. ICP SERIAL DILUTION

The serial dilution analysis indicates whether significant physical or chemical interference's exist due to the sample matrix. If the concentration of any analyte in the original sample is greater than 50 times the instrument detection limit (IDL), an analysis of a 5-fold dilution samples must yield results which have a percent difference (%D) of less than or equal to 10 with the original sample results. If the %D of the serial dilution exceeds the 10% (and is not greater than 100%) for a particular analyte, all the associated sample results are qualified estimated (J).

Batch QC was utilized for the aqueous serial dilution analysis. Data has not been qualified based on the results of the serial dilution results.

Soil sample EP-6 was utilized for the serial dilution analysis. All serial dilution results met QC criteria in this soil sample analysis.

DATA USABILITY SUMMARY REPORT (DUSR)
AK ALLEN SITE

10. BLANKS

Blank analyses are assessed to determine the existence and magnitude of contamination problems. The criteria for the evaluation of blanks applies to all blanks, including but not limited to reagent blanks, method blanks and field blanks. The responsibility for action in the case of an unsuitable blank result depends upon the circumstances and the origin of the blank itself. If the problem with any blank exists, then all associated data must be carefully evaluated to determine whether there is inherent variability in the data for that case, or the problem is an isolated occurrence not affecting other data.

ICP Metals – The validated samples in this data set was prepared in one (1) batch on May 29, 2003. Target analytes were not detected in this method blank sample.

Mercury Analyses – The validated samples in this data set was prepared in one (1) batch on May 30, 2003. The method blank was free from contamination.

One Field Blank (5/28) sample is associated with this data set. It was free from contamination of the RCRA metals that were reported with this data set.

11. LABORATORY CONTROL SAMPLE ANALYSIS (LCS)

The laboratory control sample (LCS) analysis provides information about the efficiency of the laboratory digestion procedure. If the recovery of any analyte is outside the established control limits, then laboratory performance and method accuracy are in question. Professional judgment is used to determine of data should be qualified or rejected.

Accutest Laboratories prepared and analyzed an LCS sample with each of the soil and aqueous digestion batches associated with this data set. Commercial percent recoveries were used for the review of soil LCS data. Recovery limits of 80%-120% were utilized for review of the aqueous LCS sample. All soil LCS recoveries met QC limits. All aqueous LCS recoveries met QC limits.

DATA USABILITY SUMMARY REPORT (DUSR)
AK ALLEN SITE

12. FIELD DUPLICATE DATA

Soil samples EP-3 and EP-3D were collected in duplicate. Below is a summary of the Field Duplicate data results that were reported in the final report. Data was not qualified based on the review/results of the Field Duplicate sample data.

Analyte	Result (mg/kg)	Result (mg/kg)	RPD (%)
Arsenic	4.9	9.9	67.6
Barium	90.5	83.9	7.6
Cadmium	1.2	2.0	50.0
Chromium	132	105	22.8
Lead	171	175	2.3
Mercury	0.46	0.34	30.0
Selenium	ND	ND	NC
Silver	ND	ND	NC

ND Denotes Not Detected
NC Denotes Not Calculated

13. INSTRUMENT QC DATA

The laboratory is required by the method to perform specific instrument verification tests on a specific timeframe. Based on a review of the QC summary forms included in the data report, Accutest Laboratories performed the required studies specified by the method.

14. SYSTEM PERFORMANCE AND OVERALL ASSESSMENT

This data set included the review of analysis of nine (9) soil and one (1) aqueous Field Blank (5/28) sample. The RCRA list of metals was reported. All sample data was reported in accordance with the cited method. Soil sample results are reported on a dry weight basis. The data associated with this data set is acceptable for use with the noted data qualifiers. Data qualifiers have been applied to this data set based on the guidelines in the cited EPA documents. A description of the qualifiers and decision for them is detailed in the above report.

APPENDIX A

2815 COVERED BRIDGE ROAD, MERRICK, NEW YORK 11566
(516) 223-9761 • FAX (516) 223-0983

Premier Environmental Services.

CLIENT SAMPLE ID	LABORATORY SAMPLE ID
EP-1	N40056-1
EP-2	N40056-2
EP-3	N40056-3
EP-3D	N40056-4
EP-4	N40056-5
EP-5	N40056-6
EP-8	N40056-9
EP-10	N40056-11
EP-11	N40056-12
Field Blank (5/28/03)	N40056-12
Trip Blank (5/28/03)	N40056-13

2815 COVERED BRIDGE ROAD, MERRICK, NEW YORK 11566
(516) 223-9761 • FAX (516) 223-0983

DATA QUALIFIER DEFINITIONS

U - The analyte was analyzed for, but was not detected above the reported sample quantitation limit.

J - The analyte was positively identified; the associated numerical value is the approximate concentration of the analyte in the sample.

N - The analysis indicates the presence of an analyte for which there is presumptive evidence to make a "tentative identification."

NJ - The analysis indicates the presence of an analyte that has been "tentatively identiifed" and the associated numerical value represents its approximate concentration.

UJ - The analyte was not detected above the reported sample quantitation limit. However, the reported quantitation limit is approximate and may or may not represent the actual limit of quantitation necessary to accurately and precisely measure the analyte in the sample.

R - The sample results are unreliable/unuseable. The presence or absence of the analyte cannot be verified.

K – The analyte is present. The reported value may be biased high. The actual value is expected to be lower than reported.

L - The analyte is present. The reported value may be biased low. The actual value is expected to be higher than reported.

UL – The analyte was not detected, and the reported quantitation limit is probably higher than reported.

2815 COVERED BRIDGE ROAD, MERRICK, NEW YORK 11566
(516) 223-9761 • FAX (516) 223-0983

APPENDIX B

2815 COVERED BRIDGE ROAD, MERRICK, NEW YORK 11566
(516) 223-9761 • FAX (516) 223-0983

Accutest Laboratories

Report of Analysis

Client Sample ID:	EP-1		
Lab Sample ID:	N40056-1	**Date Sampled:**	05/27/03
Matrix:	SO - Soil	**Date Received:**	05/28/03
Method:	SW846 8260B	**Percent Solids:**	92.3
Project:	AK Allen, 255 East 2nd Street, Mineola, NY		

	File ID	DF	Analyzed	By	Prep Date	Prep Batch	Analytical Batch
Run #1	G59770.D	1	05/29/03	SJM	n/a	n/a	VG3251
Run #2							

	Initial Weight
Run #1	4.9 g
Run #2	

VOA TCL List

CAS No.	Compound	Result	RL	MDL	Units	Q
67-64-1	Acetone	ND UJ	11	7.7	ug/kg	
71-43-2	Benzene	ND	1.1	0.23	ug/kg	
75-27-4	Bromodichloromethane	ND	5.5	0.36	ug/kg	
75-25-2	Bromoform	ND	5.5	0.67	ug/kg	
74-83-9	Bromomethane	ND	5.5	0.87	ug/kg	
78-93-3	2-Butanone (MEK)	ND	11	4.1	ug/kg	
75-15-0	Carbon disulfide	ND	5.5	1.9	ug/kg	
56-23-5	Carbon tetrachloride	ND	5.5	1.2	ug/kg	
108-90-7	Chlorobenzene	ND	5.5	1.1	ug/kg	
75-00-3	Chloroethane	ND	5.5	1.4	ug/kg	
67-66-3	Chloroform	ND	5.5	0.46	ug/kg	
74-87-3	Chloromethane	ND	5.5	0.69	ug/kg	
124-48-1	Dibromochloromethane	ND	5.5	0.29	ug/kg	
75-34-3	1,1-Dichloroethane	ND	5.5	0.36	ug/kg	
107-06-2	1,2-Dichloroethane	ND	5.5	0.63	ug/kg	
75-35-4	1,1-Dichloroethene	ND	5.5	0.44	ug/kg	
156-59-2	cis-1,2-Dichloroethene	ND	5.5	0.37	ug/kg	
156-60-5	trans-1,2-Dichloroethene	ND	5.5	0.37	ug/kg	
78-87-5	1,2-Dichloropropane	ND	5.5	0.85	ug/kg	
10061-01-5	cis-1,3-Dichloropropene	ND	5.5	0.32	ug/kg	
10061-02-6	trans-1,3-Dichloropropene	ND	5.5	0.23	ug/kg	
100-41-4	Ethylbenzene	ND	1.1	0.15	ug/kg	
591-78-6	2-Hexanone	ND	5.5	0.75	ug/kg	
108-10-1	4-Methyl-2-pentanone(MIBK)	ND	5.5	1.3	ug/kg	
75-09-2	Methylene chloride	ND	5.5	0.55	ug/kg	
100-42-5	Styrene	ND	5.5	1.1	ug/kg	
79-34-5	1,1,2,2-Tetrachloroethane	ND	5.5	0.47	ug/kg	
127-18-4	Tetrachloroethene	10.9	5.5	0.25	ug/kg	
108-88-3	Toluene	ND	1.1	0.76	ug/kg	
71-55-6	1,1,1-Trichloroethane	ND	5.5	0.33	ug/kg	
79-00-5	1,1,2-Trichloroethane	ND	5.5	0.43	ug/kg	
79-01-6	Trichloroethene	ND	5.5	0.24	ug/kg	

ND = Not detected MDL - Method Detection Limit
RL = Reporting Limit
E = Indicates value exceeds calibration range

J = Indicates an estimated value
B = Indicates analyte found in associated method blank
N = Indicates presumptive evidence of a compound

Report of Analysis

Client Sample ID:	EP-1		
Lab Sample ID:	N40056-1	**Date Sampled:**	05/27/03
Matrix:	SO - Soil	**Date Received:**	05/28/03
Method:	SW846 8260B	**Percent Solids:**	92.3
Project:	AK Allen, 255 East 2nd Street, Mineola, NY		

VOA TCL List

CAS No.	Compound	Result	RL	MDL	Units	Q
95-63-6	**1,2,4-Trimethylbenzene**	ND	5.5	0.30	ug/kg	
108-67-8	**1,3,5-Trimethylbenzene**	ND	5.5	0.32	ug/kg	
75-01-4	Vinyl chloride	ND	5.5	0.45	ug/kg	
1330-20-7	Xylene (total)	ND	2.2	0.49	ug/kg	

CAS No.	Surrogate Recoveries	Run# 1	Run# 2	Limits
1868-53-7	Dibromofluoromethane	96%		71-117%
17060-07-0	1,2-Dichloroethane-D4	95%		62-124%
2037-26-5	Toluene-D8	100%		78-115%
460-00-4	4-Bromofluorobenzene	117%		73-127%

CAS No.	Tentatively Identified Compounds	R.T.	Est. Conc.	Units	Q
124-38-9	Carbon dioxide	2.72	~~130~~ U	ug/kg	~~JN~~
124-38-9	Carbon dioxide	2.81	~~280~~ U	ug/kg	~~JN~~
	Total TIC, Volatile		410	ug/kg	J

ND = Not detected MDL - Method Detection Limit
RL = Reporting Limit
E = Indicates value exceeds calibration range

J = Indicates an estimated value
B = Indicates analyte found in associated method blank
N = Indicates presumptive evidence of a compound

Accutest Laboratories

Report of Analysis

Client Sample ID:	EP-2		
Lab Sample ID:	N40056-2	**Date Sampled:**	05/28/03
Matrix:	SO - Soil	**Date Received:**	05/28/03
Method:	SW846 8260B	**Percent Solids:**	75.6
Project:	AK Allen, 255 East 2nd Street, Mineola, NY		

	File ID	DF	Analyzed	By	Prep Date	Prep Batch	Analytical Batch
Run #1	S48408.D	1	05/30/03	KNV	n/a	n/a	VS1701
Run #2							

	Initial Weight	Final Volume	Methanol Aliquot
Run #1	5.0 g	5.0 ml	100 ul
Run #2			

VOA TCL List

CAS No.	Compound	Result	RL	MDL	Units	Q
67-64-1	Acetone	ND	660	460	ug/kg	
71-43-2	Benzene	ND	66	14	ug/kg	
75-27-4	Bromodichloromethane	ND	330	22	ug/kg	
75-25-2	Bromoform	ND	330	40	ug/kg	
74-83-9	Bromomethane	ND	330	52	ug/kg	
78-93-3	2-Butanone (MEK)	ND R	660	240	ug/kg	
75-15-0	Carbon disulfide	ND	330	110	ug/kg	
56-23-5	Carbon tetrachloride	ND	330	72	ug/kg	
108-90-7	Chlorobenzene	ND	330	67	ug/kg	
75-00-3	Chloroethane	ND	330	87	ug/kg	
67-66-3	Chloroform	ND	330	28	ug/kg	
74-87-3	Chloromethane	ND	330	42	ug/kg	
124-48-1	Dibromochloromethane	ND	330	18	ug/kg	
75-34-3	1,1-Dichloroethane	599	330	21	ug/kg	
107-06-2	1,2-Dichloroethane	ND	330	38	ug/kg	
75-35-4	1,1-Dichloroethene	ND	330	27	ug/kg	
156-59-2	cis-1,2-Dichloroethene	2440	330	22	ug/kg	
156-60-5	trans-1,2-Dichloroethene	ND	330	22	ug/kg	
78-87-5	1,2-Dichloropropane	ND	330	51	ug/kg	
10061-01-5	cis-1,3-Dichloropropene	ND	330	19	ug/kg	
10061-02-6	trans-1,3-Dichloropropene	ND	330	13	ug/kg	
100-41-4	Ethylbenzene	ND	66	8.9	ug/kg	
591-78-6	2-Hexanone	ND	330	45	ug/kg	
108-10-1	4-Methyl-2-pentanone(MIBK)	ND	330	78	ug/kg	
75-09-2	Methylene chloride	ND	330	33	ug/kg	
100-42-5	Styrene	ND	330	64	ug/kg	
79-34-5	1,1,2,2-Tetrachloroethane	ND	330	28	ug/kg	
127-18-4	Tetrachloroethene	1430	330	15	ug/kg	
108-88-3	Toluene	46.0	66	45	ug/kg	J
71-55-6	1,1,1-Trichloroethane	932	330	20	ug/kg	
79-00-5	1,1,2-Trichloroethane	ND	330	26	ug/kg	
79-01-6	Trichloroethene	59.5	330	14	ug/kg	J

ND = Not detected MDL - Method Detection Limit
RL = Reporting Limit
E = Indicates value exceeds calibration range

J = Indicates an estimated value
B = Indicates analyte found in associated method blank
N = Indicates presumptive evidence of a compound

Report of Analysis

Client Sample ID:	EP-2		
Lab Sample ID:	N40056-2	**Date Sampled:**	05/28/03
Matrix:	SO - Soil	**Date Received:**	05/28/03
Method:	SW846 8260B	**Percent Solids:**	75.6
Project:	AK Allen, 255 East 2nd Street, Mineola, NY		

VOA TCL List

CAS No.	Compound	Result	RL	MDL	Units	Q
95-63-6	**1,2,4-Trimethylbenzene**	131	330	18	ug/kg	J
108-67-8	**1,3,5-Trimethylbenzene**	191	330	19	ug/kg	J
75-01-4	Vinyl chloride	ND	330	27	ug/kg	
1330-20-7	Xylene (total)	85.2	130	30	ug/kg	J

CAS No.	Surrogate Recoveries	Run# 1	Run# 2	Limits
1868-53-7	Dibromofluoromethane	95%		71-117%
17060-07-0	1,2-Dichloroethane-D4	90%		62-124%
2037-26-5	Toluene-D8	97%		78-115%
460-00-4	4-Bromofluorobenzene	116%		73-127%

CAS No.	Tentatively Identified Compounds	R.T.	Est. Conc.	Units	Q
	unknown	13.15	3000	ug/kg	J
	cycloalkane/alkene	13.62	3100	ug/kg	J
	alkane	14.20	5400	ug/kg	J
	unknown	14.37	2400	ug/kg	J
	cycloalkane/alkene	14.61	3200	ug/kg	J
	naphthalene decahydro	15.21	9900	ug/kg	J
	unknown	15.64	3900	ug/kg	J
	naphthalene decahydro-methyl	15.90	5600	ug/kg	J
	naphthalene decahydro-methyl	16.14	5000	ug/kg	J
	unknown	17.38	2600	ug/kg	J
	Total TIC, Volatile		44100	ug/kg	J

ND = Not detected MDL - Method Detection Limit
RL = Reporting Limit
E = Indicates value exceeds calibration range

J = Indicates an estimated value
B = Indicates analyte found in associated method blank
N = Indicates presumptive evidence of a compound

Accutest Laboratories

Report of Analysis

Client Sample ID:	EP-3		
Lab Sample ID:	N40056-3	**Date Sampled:**	05/28/03
Matrix:	SO - Soil	**Date Received:**	05/28/03
Method:	SW846 8260B	**Percent Solids:**	87.9
Project:	AK Allen, 255 East 2nd Street, Mineola, NY		

	File ID	DF	Analyzed	By	Prep Date	Prep Batch	Analytical Batch
Run #1	G59777.D	1	05/30/03	SJM	n/a	n/a	VG3251
Run #2							

	Initial Weight
Run #1	0.89 g
Run #2	

VOA TCL List

CAS No.	Compound	Result	RL	MDL	Units	Q
67-64-1	Acetone	ND UJ	64	45	ug/kg	
71-43-2	Benzene	ND	6.4	1.3	ug/kg	
75-27-4	Bromodichloromethane	ND	32	2.1	ug/kg	
75-25-2	Bromoform	ND	32	3.9	ug/kg	
74-83-9	Bromomethane	ND	32	5.1	ug/kg	
78-93-3	2-Butanone (MEK)	ND	64	23	ug/kg	
75-15-0	Carbon disulfide	ND	32	11	ug/kg	
56-23-5	Carbon tetrachloride	ND	32	7.0	ug/kg	
108-90-7	Chlorobenzene	ND	32	6.5	ug/kg	
75-00-3	Chloroethane	ND	32	8.4	ug/kg	
67-66-3	Chloroform	ND	32	2.7	ug/kg	
74-87-3	Chloromethane	ND	32	4.0	ug/kg	
124-48-1	Dibromochloromethane	ND	32	1.7	ug/kg	
75-34-3	1,1-Dichloroethane	ND	32	2.1	ug/kg	
107-06-2	1,2-Dichloroethane	ND	32	3.6	ug/kg	
75-35-4	1,1-Dichloroethene	ND	32	2.6	ug/kg	
156-59-2	cis-1,2-Dichloroethene	ND	32	2.2	ug/kg	
156-60-5	trans-1,2-Dichloroethene	ND	32	2.1	ug/kg	
78-87-5	1,2-Dichloropropane	ND	32	4.9	ug/kg	
10061-01-5	cis-1,3-Dichloropropene	ND	32	1.8	ug/kg	
10061-02-6	trans-1,3-Dichloropropene	ND	32	1.3	ug/kg	
100-41-4	Ethylbenzene	ND	6.4	0.86	ug/kg	
591-78-6	2-Hexanone	ND	32	4.4	ug/kg	
108-10-1	4-Methyl-2-pentanone(MIBK)	ND	32	7.5	ug/kg	
75-09-2	Methylene chloride	ND	32	3.2	ug/kg	
100-42-5	Styrene	ND	32	6.2	ug/kg	
79-34-5	1,1,2,2-Tetrachloroethane	ND	32	2.7	ug/kg	
127-18-4	Tetrachloroethene	1520	32	1.4	ug/kg	
108-88-3	Toluene	ND	6.4	4.4	ug/kg	
71-55-6	1,1,1-Trichloroethane	73.7	32	1.9	ug/kg	
79-00-5	1,1,2-Trichloroethane	ND	32	2.5	ug/kg	
79-01-6	Trichloroethene	57.0	32	1.4	ug/kg	

ND = Not detected MDL - Method Detection Limit
RL = Reporting Limit
E = Indicates value exceeds calibration range

J = Indicates an estimated value
B = Indicates analyte found in associated method blank
N = Indicates presumptive evidence of a compound

Report of Analysis

Client Sample ID:	EP-3		
Lab Sample ID:	N40056-3	**Date Sampled:**	05/28/03
Matrix:	SO - Soil	**Date Received:**	05/28/03
Method:	SW846 8260B	**Percent Solids:**	87.9
Project:	AK Allen, 255 East 2nd Street, Mineola, NY		

VOA TCL List

CAS No.	Compound	Result	RL	MDL	Units	Q
95-63-6	**1,2,4-Trimethylbenzene**	ND	32	1.7	ug/kg	
108-67-8	**1,3,5-Trimethylbenzene**	ND	32	1.8	ug/kg	
75-01-4	Vinyl chloride	ND	32	2.6	ug/kg	
1330-20-7	Xylene (total)	ND	13	2.9	ug/kg	

CAS No.	Surrogate Recoveries	Run# 1	Run# 2	Limits
1868-53-7	Dibromofluoromethane	99%		71-117%
17060-07-0	1,2-Dichloroethane-D4	100%		62-124%
2037-26-5	Toluene-D8	97%		78-115%
460-00-4	4-Bromofluorobenzene	115%		73-127%

CAS No.	Tentatively Identified Compounds	R.T.	Est. Conc.	Units	Q
124-38-9	Carbon dioxide	2.74	~~2200~~ U	ug/kg	~~JN~~
	unknown	21.99	400	ug/kg	J
	unknown	22.78	330	ug/kg	J
	naphthalene decahydro-	23.07	230	ug/kg	J
	unknown	24.12	320	ug/kg	J
	hydrocarbon	24.43	440	ug/kg	J
	unknown	24.57	260	ug/kg	J
	alkane	24.79	480	ug/kg	J
	alkane	25.70	590	ug/kg	J
	cycloalkane/alkene	26.35	260	ug/kg	J
	unknown	28.88	220	ug/kg	J
	Total TIC, Volatile		5730	ug/kg	J

ND = Not detected MDL - Method Detection Limit
RL = Reporting Limit
E = Indicates value exceeds calibration range

J = Indicates an estimated value
B = Indicates analyte found in associated method blank
N = Indicates presumptive evidence of a compound

Accutest Laboratories

Report of Analysis

Client Sample ID:	EP-3D		
Lab Sample ID:	N40056-4	**Date Sampled:**	05/28/03
Matrix:	SO - Soil	**Date Received:**	05/28/03
Method:	SW846 8260B	**Percent Solids:**	86.7
Project:	AK Allen, 255 East 2nd Street, Mineola, NY		

	File ID	DF	Analyzed	By	Prep Date	Prep Batch	Analytical Batch
Run #1	G59776.D	1	05/30/03	SJM	n/a	n/a	VG3251
Run #2							

	Initial Weight
Run #1	5.1 g
Run #2	

VOA TCL List

CAS No.	Compound	Result	RL	MDL	Units	Q
67-64-1	Acetone	ND U5	11	7.9	ug/kg	
71-43-2	Benzene	ND	1.1	0.23	ug/kg	
75-27-4	Bromodichloromethane	ND	5.7	0.37	ug/kg	
75-25-2	Bromoform	ND	5.7	0.69	ug/kg	
74-83-9	Bromomethane	ND	5.7	0.89	ug/kg	
78-93-3	2-Butanone (MEK)	ND	11	4.1	ug/kg	
75-15-0	Carbon disulfide	ND	5.7	1.9	ug/kg	
56-23-5	Carbon tetrachloride	ND	5.7	1.2	ug/kg	
108-90-7	Chlorobenzene	ND	5.7	1.1	ug/kg	
75-00-3	Chloroethane	ND	5.7	1.5	ug/kg	
67-66-3	Chloroform	ND	5.7	0.47	ug/kg	
74-87-3	Chloromethane	ND	5.7	0.71	ug/kg	
124-48-1	Dibromochloromethane	ND	5.7	0.30	ug/kg	
75-34-3	1,1-Dichloroethane	ND	5.7	0.37	ug/kg	
107-06-2	1,2-Dichloroethane	ND	5.7	0.64	ug/kg	
75-35-4	1,1-Dichloroethene	ND	5.7	0.45	ug/kg	
156-59-2	cis-1,2-Dichloroethene	ND	5.7	0.38	ug/kg	
156-60-5	trans-1,2-Dichloroethene	ND	5.7	0.38	ug/kg	
78-87-5	1,2-Dichloropropane	ND	5.7	0.87	ug/kg	
10061-01-5	cis-1,3-Dichloropropene	ND	5.7	0.32	ug/kg	
10061-02-6	trans-1,3-Dichloropropene	ND	5.7	0.23	ug/kg	
100-41-4	Ethylbenzene	ND	1.1	0.15	ug/kg	
591-78-6	2-Hexanone	ND	5.7	0.77	ug/kg	
108-10-1	4-Methyl-2-pentanone(MIBK)	ND	5.7	1.3	ug/kg	
75-09-2	Methylene chloride	ND	5.7	0.56	ug/kg	
100-42-5	Styrene	ND	5.7	1.1	ug/kg	
79-34-5	1,1,2,2-Tetrachloroethane	ND	5.7	0.48	ug/kg	
127-18-4	Tetrachloroethene	ND	5.7	0.25	ug/kg	
108-88-3	Toluene	ND	1.1	0.77	ug/kg	
71-55-6	1,1,1-Trichloroethane	ND	5.7	0.34	ug/kg	
79-00-5	1,1,2-Trichloroethane	ND	5.7	0.44	ug/kg	
79-01-6	Trichloroethene	ND	5.7	0.24	ug/kg	

ND = Not detected MDL - Method Detection Limit
RL = Reporting Limit
E = Indicates value exceeds calibration range

J = Indicates an estimated value
B = Indicates analyte found in associated method blank
N = Indicates presumptive evidence of a compound

Report of Analysis

Client Sample ID:	EP-3D		
Lab Sample ID:	N40056-4	**Date Sampled:**	05/28/03
Matrix:	SO - Soil	**Date Received:**	05/28/03
Method:	SW846 8260B	**Percent Solids:**	86.7
Project:	AK Allen, 255 East 2nd Street, Mineola, NY		

VOA TCL List

CAS No.	Compound	Result	RL	MDL	Units	Q
95-63-6	**1,2,4-Trimethylbenzene**	ND	5.7	0.31	ug/kg	
108-67-8	**1,3,5-Trimethylbenzene**	ND	5.7	0.32	ug/kg	
75-01-4	Vinyl chloride	ND	5.7	0.46	ug/kg	
1330-20-7	Xylene (total)	ND	2.3	0.51	ug/kg	

CAS No.	Surrogate Recoveries	Run# 1	Run# 2	Limits
1868-53-7	Dibromofluoromethane	96%		71-117%
17060-07-0	1,2-Dichloroethane-D4	96%		62-124%
2037-26-5	Toluene-D8	102%		78-115%
460-00-4	4-Bromofluorobenzene	103%		73-127%

CAS No.	Tentatively Identified Compounds	R.T.	Est. Conc.	Units	Q
124-38-9	Carbon dioxide	2.72	~~290~~	ug/kg	~~JN~~
	Total TIC, Volatile		290	ug/kg	J

41

ND = Not detected MDL - Method Detection Limit
RL = Reporting Limit
E = Indicates value exceeds calibration range

J = Indicates an estimated value
B = Indicates analyte found in associated method blank
N = Indicates presumptive evidence of a compound

Accutest Laboratories

Report of Analysis

Client Sample ID:	EP-4		
Lab Sample ID:	N40056-5	**Date Sampled:**	05/28/03
Matrix:	SO - Soil	**Date Received:**	05/28/03
Method:	SW846 8260B	**Percent Solids:**	81.7
Project:	AK Allen, 255 East 2nd Street, Mineola, NY		

	File ID	DF	Analyzed	By	Prep Date	Prep Batch	Analytical Batch
Run #1	G59795.D	1	05/30/03	SJM	n/a	n/a	VG3252
Run #2 [a]	S48400.D	1	05/30/03	KNV	n/a	n/a	VS1700

	Initial Weight	Final Volume	Methanol Aliquot
Run #1	0.94 g		
Run #2	5.0 g	5.0 ml	100 ul

VOA TCL List

CAS No.	Compound	Result	RL	MDL	Units	Q
67-64-1	Acetone	ND	65	45	ug/kg	
71-43-2	Benzene	ND	6.5	1.3	ug/kg	
75-27-4	Bromodichloromethane	ND	33	2.1	ug/kg	
75-25-2	Bromoform	ND	33	4.0	ug/kg	
74-83-9	Bromomethane	ND	33	5.1	ug/kg	
78-93-3	2-Butanone (MEK)	ND	65	24	ug/kg	
75-15-0	Carbon disulfide	ND	33	11	ug/kg	
56-23-5	Carbon tetrachloride	ND	33	7.1	ug/kg	
108-90-7	Chlorobenzene	ND	33	6.6	ug/kg	
75-00-3	Chloroethane	ND	33	8.5	ug/kg	
67-66-3	Chloroform	ND	33	2.7	ug/kg	
74-87-3	Chloromethane	ND	33	4.1	ug/kg	
124-48-1	Dibromochloromethane	ND	33	1.7	ug/kg	
75-34-3	1,1-Dichloroethane	ND	33	2.1	ug/kg	
107-06-2	1,2-Dichloroethane	ND	33	3.7	ug/kg	
75-35-4	1,1-Dichloroethene	ND	33	2.6	ug/kg	
156-59-2	cis-1,2-Dichloroethene	ND	33	2.2	ug/kg	
156-60-5	trans-1,2-Dichloroethene	ND	33	2.2	ug/kg	
78-87-5	1,2-Dichloropropane	ND	33	5.0	ug/kg	
10061-01-5	cis-1,3-Dichloropropene	ND	33	1.9	ug/kg	
10061-02-6	trans-1,3-Dichloropropene	ND	33	1.3	ug/kg	
100-41-4	Ethylbenzene	ND	6.5	0.88	ug/kg	
591-78-6	2-Hexanone	ND	33	4.4	ug/kg	
108-10-1	4-Methyl-2-pentanone(MIBK)	ND	33	7.7	ug/kg	
75-09-2	Methylene chloride	ND	33	3.2	ug/kg	
100-42-5	Styrene	ND	33	6.3	ug/kg	
79-34-5	1,1,2,2-Tetrachloroethane	ND	33	2.8	ug/kg	
127-18-4	Tetrachloroethene	855	33	1.5	ug/kg	
108-88-3	Toluene	ND	6.5	4.5	ug/kg	
71-55-6	1,1,1-Trichloroethane	115	33	1.9	ug/kg	
79-00-5	1,1,2-Trichloroethane	ND	33	2.5	ug/kg	
79-01-6	Trichloroethene	91.0	33	1.4	ug/kg	

48

ND = Not detected MDL - Method Detection Limit J = Indicates an estimated value
RL = Reporting Limit B = Indicates analyte found in associated method blank
E = Indicates value exceeds calibration range N = Indicates presumptive evidence of a compound

Accutest Laboratories

Report of Analysis

Client Sample ID:	EP-4		
Lab Sample ID:	N40056-5	**Date Sampled:**	05/28/03
Matrix:	SO - Soil	**Date Received:**	05/28/03
Method:	SW846 8260B	**Percent Solids:**	81.7
Project:	AK Allen, 255 East 2nd Street, Mineola, NY		

VOA TCL List

CAS No.	Compound	Result	RL	MDL	Units	Q
95-63-6	**1,2,4-Trimethylbenzene**	ND U J	33	1.8	ug/kg	
108-67-8	**1,3,5-Trimethylbenzene**	ND	33	1.9	ug/kg	
75-01-4	Vinyl chloride	ND	33	2.7	ug/kg	
1330-20-7	Xylene (total)	ND	13	2.9	ug/kg	

CAS No.	Surrogate Recoveries	Run# 1	Run# 2	Limits
1868-53-7	Dibromofluoromethane	107%	95%	71-117%
17060-07-0	1,2-Dichloroethane-D4	109%	85%	62-124%
2037-26-5	Toluene-D8	91%	96%	78-115%
460-00-4	4-Bromofluorobenzene	173% [b]	96%	73-127%

CAS No.	Tentatively Identified Compounds	R.T.	Est. Conc.	Units	Q
124-38-9	Carbon dioxide	2.74	~~2600~~ U	ug/kg	~~JNB~~
	alkane	19.44	340	ug/kg	J
	cycloalkane/alkene	20.21	440	ug/kg	J
	unknown	21.99	510	ug/kg	J
	alkene	22.40	480	ug/kg	J
	alkane	22.78	920	ug/kg	J
	alkene	23.16	800	ug/kg	J
	cycloalkane/alkene	24.15	340	ug/kg	J
	hydrocarbon	24.43	490	ug/kg	J
	naphthalene decahydro-methyl	24.58	350	ug/kg	J
	unknown	25.74	510	ug/kg	J
	Total TIC, Volatile		5180	ug/kg	J

(a) Confirmation run.
(b) Outside control limits due to matrix interference.

ND = Not detected MDL - Method Detection Limit J = Indicates an estimated value
RL = Reporting Limit B = Indicates analyte found in associated method blank
E = Indicates value exceeds calibration range N = Indicates presumptive evidence of a compound

Accutest Laboratories

Report of Analysis

Client Sample ID:	EP-5		
Lab Sample ID:	N40056-6	**Date Sampled:**	05/28/03
Matrix:	SO - Soil	**Date Received:**	05/28/03
Method:	SW846 8260B	**Percent Solids:**	93.0
Project:	AK Allen, 255 East 2nd Street, Mineola, NY		

	File ID	DF	Analyzed	By	Prep Date	Prep Batch	Analytical Batch
Run #1	G59771.D	1	05/29/03	SJM	n/a	n/a	VG3251
Run #2							

	Initial Weight
Run #1	5.0 g
Run #2	

VOA TCL List

CAS No.	Compound	Result	RL	MDL	Units	Q
67-64-1	Acetone	ND UJ	11	7.5	ug/kg	
71-43-2	Benzene	ND	1.1	0.22	ug/kg	
75-27-4	Bromodichloromethane	ND	5.4	0.35	ug/kg	
75-25-2	Bromoform	ND	5.4	0.65	ug/kg	
74-83-9	Bromomethane	ND	5.4	0.85	ug/kg	
78-93-3	2-Butanone (MEK)	ND	11	3.9	ug/kg	
75-15-0	Carbon disulfide	ND	5.4	1.8	ug/kg	
56-23-5	Carbon tetrachloride	ND	5.4	1.2	ug/kg	
108-90-7	Chlorobenzene	ND	5.4	1.1	ug/kg	
75-00-3	Chloroethane	ND	5.4	1.4	ug/kg	
67-66-3	Chloroform	ND	5.4	0.45	ug/kg	
74-87-3	Chloromethane	ND	5.4	0.68	ug/kg	
124-48-1	Dibromochloromethane	ND	5.4	0.29	ug/kg	
75-34-3	1,1-Dichloroethane	ND	5.4	0.35	ug/kg	
107-06-2	1,2-Dichloroethane	ND	5.4	0.61	ug/kg	
75-35-4	1,1-Dichloroethene	ND	5.4	0.43	ug/kg	
156-59-2	cis-1,2-Dichloroethene	ND	5.4	0.36	ug/kg	
156-60-5	trans-1,2-Dichloroethene	ND	5.4	0.36	ug/kg	
78-87-5	1,2-Dichloropropane	ND	5.4	0.83	ug/kg	
10061-01-5	cis-1,3-Dichloropropene	ND	5.4	0.31	ug/kg	
10061-02-6	trans-1,3-Dichloropropene	ND	5.4	0.22	ug/kg	
100-41-4	Ethylbenzene	ND	1.1	0.15	ug/kg	
591-78-6	2-Hexanone	ND	5.4	0.73	ug/kg	
108-10-1	4-Methyl-2-pentanone(MIBK)	ND	5.4	1.3	ug/kg	
75-09-2	Methylene chloride	ND	5.4	0.53	ug/kg	
100-42-5	Styrene	ND	5.4	1.0	ug/kg	
79-34-5	1,1,2,2-Tetrachloroethane	ND	5.4	0.45	ug/kg	
127-18-4	Tetrachloroethene	ND	5.4	0.24	ug/kg	
108-88-3	Toluene	ND	1.1	0.74	ug/kg	
71-55-6	1,1,1-Trichloroethane	ND	5.4	0.32	ug/kg	
79-00-5	1,1,2-Trichloroethane	ND	5.4	0.42	ug/kg	
79-01-6	Trichloroethene	ND	5.4	0.23	ug/kg	

ND = Not detected MDL - Method Detection Limit
RL = Reporting Limit
E = Indicates value exceeds calibration range

J = Indicates an estimated value
B = Indicates analyte found in associated method blank
N = Indicates presumptive evidence of a compound

Report of Analysis

Client Sample ID:	EP-5		
Lab Sample ID:	N40056-6	**Date Sampled:**	05/28/03
Matrix:	SO - Soil	**Date Received:**	05/28/03
Method:	SW846 8260B	**Percent Solids:**	93.0
Project:	AK Allen, 255 East 2nd Street, Mineola, NY		

VOA TCL List

CAS No.	Compound	Result	RL	MDL	Units	Q
95-63-6	**1,2,4-Trimethylbenzene**	ND	5.4	0.29	ug/kg	
108-67-8	**1,3,5-Trimethylbenzene**	ND	5.4	0.31	ug/kg	
75-01-4	Vinyl chloride	ND	5.4	0.44	ug/kg	
1330-20-7	Xylene (total)	ND	2.2	0.48	ug/kg	

CAS No.	Surrogate Recoveries	Run# 1	Run# 2	Limits
1868-53-7	Dibromofluoromethane	96%		71-117%
17060-07-0	1,2-Dichloroethane-D4	96%		62-124%
2037-26-5	Toluene-D8	102%		78-115%
460-00-4	4-Bromofluorobenzene	101%		73-127%

CAS No.	Tentatively Identified Compounds	R.T.	Est. Conc.	Units	Q
124-38-9	Carbon dioxide	2.72	~~230~~ U	ug/kg	~~JN~~
	Total TIC, Volatile		230	ug/kg	J

57

ND = Not detected MDL - Method Detection Limit
RL = Reporting Limit
E = Indicates value exceeds calibration range

J = Indicates an estimated value
B = Indicates analyte found in associated method blank
N = Indicates presumptive evidence of a compound

Accutest Laboratories

Report of Analysis

Client Sample ID:	EP-8		
Lab Sample ID:	N40056-9	**Date Sampled:**	05/28/03
Matrix:	SO - Soil	**Date Received:**	05/28/03
Method:	SW846 8260B	**Percent Solids:**	88.0
Project:	AK Allen, 255 East 2nd Street, Mineola, NY		

	File ID	DF	Analyzed	By	Prep Date	Prep Batch	Analytical Batch
Run #1	G59773.D	1	05/29/03	SJM	n/a	n/a	VG3251
Run #2							

	Initial Weight
Run #1	5.0 g
Run #2	

VOA TCL List

CAS No.	Compound	Result	RL	MDL	Units	Q
67-64-1	Acetone	ND UJ	11	7.9	ug/kg	
71-43-2	Benzene	ND	1.1	0.23	ug/kg	
75-27-4	Bromodichloromethane	ND	5.7	0.37	ug/kg	
75-25-2	Bromoform	ND	5.7	0.69	ug/kg	
74-83-9	Bromomethane	ND	5.7	0.90	ug/kg	
78-93-3	2-Butanone (MEK)	ND	11	4.2	ug/kg	
75-15-0	Carbon disulfide	ND	5.7	1.9	ug/kg	
56-23-5	Carbon tetrachloride	ND	5.7	1.2	ug/kg	
108-90-7	Chlorobenzene	ND	5.7	1.1	ug/kg	
75-00-3	Chloroethane	ND	5.7	1.5	ug/kg	
67-66-3	Chloroform	ND	5.7	0.47	ug/kg	
74-87-3	Chloromethane	ND	5.7	0.71	ug/kg	
124-48-1	Dibromochloromethane	ND	5.7	0.30	ug/kg	
75-34-3	1,1-Dichloroethane	ND	5.7	0.37	ug/kg	
107-06-2	1,2-Dichloroethane	ND	5.7	0.65	ug/kg	
75-35-4	1,1-Dichloroethene	ND	5.7	0.46	ug/kg	
156-59-2	cis-1,2-Dichloroethene	ND	5.7	0.38	ug/kg	
156-60-5	trans-1,2-Dichloroethene	ND	5.7	0.38	ug/kg	
78-87-5	1,2-Dichloropropane	ND	5.7	0.88	ug/kg	
10061-01-5	cis-1,3-Dichloropropene	ND	5.7	0.32	ug/kg	
10061-02-6	trans-1,3-Dichloropropene	ND	5.7	0.23	ug/kg	
100-41-4	Ethylbenzene	ND	1.1	0.15	ug/kg	
591-78-6	2-Hexanone	ND	5.7	0.77	ug/kg	
108-10-1	4-Methyl-2-pentanone(MIBK)	ND	5.7	1.3	ug/kg	
75-09-2	Methylene chloride	ND	5.7	0.56	ug/kg	
100-42-5	Styrene	ND	5.7	1.1	ug/kg	
79-34-5	1,1,2,2-Tetrachloroethane	ND	5.7	0.48	ug/kg	
127-18-4	Tetrachloroethene	ND	5.7	0.25	ug/kg	
108-88-3	Toluene	ND	1.1	0.78	ug/kg	
71-55-6	1,1,1-Trichloroethane	ND	5.7	0.34	ug/kg	
79-00-5	1,1,2-Trichloroethane	ND	5.7	0.44	ug/kg	
79-01-6	Trichloroethene	ND	5.7	0.25	ug/kg	

80

ND = Not detected MDL - Method Detection Limit
RL = Reporting Limit
E = Indicates value exceeds calibration range

J = Indicates an estimated value
B = Indicates analyte found in associated method blank
N = Indicates presumptive evidence of a compound

Report of Analysis

Client Sample ID:	EP-8		
Lab Sample ID:	N40056-9	**Date Sampled:**	05/28/03
Matrix:	SO - Soil	**Date Received:**	05/28/03
Method:	SW846 8260B	**Percent Solids:**	88.0
Project:	AK Allen, 255 East 2nd Street, Mineola, NY		

VOA TCL List

CAS No.	Compound	Result	RL	MDL	Units	Q
95-63-6	**1,2,4-Trimethylbenzene**	ND	5.7	0.31	ug/kg	
108-67-8	**1,3,5-Trimethylbenzene**	ND	5.7	0.32	ug/kg	
75-01-4	Vinyl chloride	ND	5.7	0.46	ug/kg	
1330-20-7	Xylene (total)	ND	2.3	0.51	ug/kg	

CAS No.	Surrogate Recoveries	Run# 1	Run# 2	Limits
1868-53-7	Dibromofluoromethane	98%		71-117%
17060-07-0	1,2-Dichloroethane-D4	97%		62-124%
2037-26-5	Toluene-D8	103%		78-115%
460-00-4	4-Bromofluorobenzene	103%		73-127%

CAS No.	Tentatively Identified Compounds	R.T.	Est. Conc.	Units	Q
124-38-9	Carbon dioxide	2.73	~~290~~ U	ug/kg	~~JN~~
	Total TIC, Volatile		290	ug/kg	J

81

ND = Not detected MDL - Method Detection Limit
RL = Reporting Limit
E = Indicates value exceeds calibration range

J = Indicates an estimated value
B = Indicates analyte found in associated method blank
N = Indicates presumptive evidence of a compound

Accutest Laboratories

Report of Analysis

Client Sample ID:	EP-10		
Lab Sample ID:	N40056-11	**Date Sampled:**	05/28/03
Matrix:	SO - Soil	**Date Received:**	05/28/03
Method:	SW846 8260B	**Percent Solids:**	96.2
Project:	AK Allen, 255 East 2nd Street, Mineola, NY		

	File ID	DF	Analyzed	By	Prep Date	Prep Batch	Analytical Batch
Run #1	G59775.D	1	05/29/03	SJM	n/a	n/a	VG3251
Run #2							

	Initial Weight
Run #1	4.7 g
Run #2	

VOA TCL List

CAS No.	Compound	Result	RL	MDL	Units	Q
67-64-1	Acetone	ND U J	11	7.7	ug/kg	
71-43-2	Benzene	ND	1.1	0.23	ug/kg	
75-27-4	Bromodichloromethane	ND	5.5	0.36	ug/kg	
75-25-2	Bromoform	ND	5.5	0.67	ug/kg	
74-83-9	Bromomethane	ND	5.5	0.87	ug/kg	
78-93-3	2-Butanone (MEK)	ND	11	4.1	ug/kg	
75-15-0	Carbon disulfide	ND	5.5	1.9	ug/kg	
56-23-5	Carbon tetrachloride	ND	5.5	1.2	ug/kg	
108-90-7	Chlorobenzene	ND	5.5	1.1	ug/kg	
75-00-3	Chloroethane	ND	5.5	1.4	ug/kg	
67-66-3	Chloroform	ND	5.5	0.46	ug/kg	
74-87-3	Chloromethane	ND	5.5	0.69	ug/kg	
124-48-1	Dibromochloromethane	ND	5.5	0.29	ug/kg	
75-34-3	1,1-Dichloroethane	ND	5.5	0.36	ug/kg	
107-06-2	1,2-Dichloroethane	ND	5.5	0.63	ug/kg	
75-35-4	1,1-Dichloroethene	ND	5.5	0.44	ug/kg	
156-59-2	cis-1,2-Dichloroethene	ND	5.5	0.37	ug/kg	
156-60-5	trans-1,2-Dichloroethene	ND	5.5	0.37	ug/kg	
78-87-5	1,2-Dichloropropane	ND	5.5	0.85	ug/kg	
10061-01-5	cis-1,3-Dichloropropene	ND	5.5	0.32	ug/kg	
10061-02-6	trans-1,3-Dichloropropene	ND	5.5	0.23	ug/kg	
100-41-4	Ethylbenzene	ND	1.1	0.15	ug/kg	
591-78-6	2-Hexanone	ND	5.5	0.75	ug/kg	
108-10-1	4-Methyl-2-pentanone(MIBK)	ND	5.5	1.3	ug/kg	
75-09-2	Methylene chloride	ND	5.5	0.55	ug/kg	
100-42-5	Styrene	ND	5.5	1.1	ug/kg	
79-34-5	1,1,2,2-Tetrachloroethane	ND	5.5	0.47	ug/kg	
127-18-4	Tetrachloroethene	ND	5.5	0.25	ug/kg	
108-88-3	Toluene	ND	1.1	0.76	ug/kg	
71-55-6	1,1,1-Trichloroethane	ND	5.5	0.33	ug/kg	
79-00-5	1,1,2-Trichloroethane	ND	5.5	0.43	ug/kg	
79-01-6	Trichloroethene	ND	5.5	0.24	ug/kg	

95

ND = Not detected MDL - Method Detection Limit
RL = Reporting Limit
E = Indicates value exceeds calibration range

J = Indicates an estimated value
B = Indicates analyte found in associated method blank
N = Indicates presumptive evidence of a compound

Report of Analysis

Client Sample ID:	EP-10		
Lab Sample ID:	N40056-11	**Date Sampled:**	05/28/03
Matrix:	SO - Soil	**Date Received:**	05/28/03
Method:	SW846 8260B	**Percent Solids:**	96.2
Project:	AK Allen, 255 East 2nd Street, Mineola, NY		

VOA TCL List

CAS No.	Compound	Result	RL	MDL	Units	Q
95-63-6	**1,2,4-Trimethylbenzene**	ND	5.5	0.30	ug/kg	
108-67-8	**1,3,5-Trimethylbenzene**	ND	5.5	0.32	ug/kg	
75-01-4	Vinyl chloride	ND	5.5	0.45	ug/kg	
1330-20-7	Xylene (total)	ND	2.2	0.49	ug/kg	

CAS No.	Surrogate Recoveries	Run# 1	Run# 2	Limits
1868-53-7	Dibromofluoromethane	98%		71-117%
17060-07-0	1,2-Dichloroethane-D4	98%		62-124%
2037-26-5	Toluene-D8	102%		78-115%
460-00-4	4-Bromofluorobenzene	102%		73-127%

CAS No.	Tentatively Identified Compounds	R.T.	Est. Conc.	Units	Q
124-38-9	Carbon dioxide	2.73	~~270~~ U	ug/kg	~~JN~~
	Total TIC, Volatile		270	ug/kg	J

96

ND = Not detected MDL - Method Detection Limit
RL = Reporting Limit
E = Indicates value exceeds calibration range

J = Indicates an estimated value
B = Indicates analyte found in associated method blank
N = Indicates presumptive evidence of a compound

Accutest Laboratories

Report of Analysis

Client Sample ID:	EP-11		
Lab Sample ID:	N40056-12	**Date Sampled:**	05/28/03
Matrix:	SO - Soil	**Date Received:**	05/28/03
Method:	SW846 8260B	**Percent Solids:**	87.4
Project:	AK Allen, 255 East 2nd Street, Mineola, NY		

	File ID	DF	Analyzed	By	Prep Date	Prep Batch	Analytical Batch
Run #1	G59792.D	1	05/30/03	SJM	n/a	n/a	VG3252
Run #2							

	Initial Weight
Run #1	4.4 g
Run #2	

VOA TCL List

CAS No.	Compound	Result	RL	MDL	Units	Q
67-64-1	Acetone	ND	13	9.1	ug/kg	
71-43-2	Benzene	ND	1.3	0.27	ug/kg	
75-27-4	Bromodichloromethane	ND	6.5	0.43	ug/kg	
75-25-2	Bromoform	ND	6.5	0.79	ug/kg	
74-83-9	Bromomethane	ND	6.5	1.0	ug/kg	
78-93-3	2-Butanone (MEK)	ND	13	4.8	ug/kg	
75-15-0	Carbon disulfide	ND	6.5	2.2	ug/kg	
56-23-5	Carbon tetrachloride	ND	6.5	1.4	ug/kg	
108-90-7	Chlorobenzene	ND	6.5	1.3	ug/kg	
75-00-3	Chloroethane	ND	6.5	1.7	ug/kg	
67-66-3	Chloroform	ND	6.5	0.54	ug/kg	
74-87-3	Chloromethane	ND	6.5	0.82	ug/kg	
124-48-1	Dibromochloromethane	ND	6.5	0.35	ug/kg	
75-34-3	1,1-Dichloroethane	ND	6.5	0.42	ug/kg	
107-06-2	1,2-Dichloroethane	ND	6.5	0.74	ug/kg	
75-35-4	1,1-Dichloroethene	ND	6.5	0.52	ug/kg	
156-59-2	cis-1,2-Dichloroethene	ND	6.5	0.44	ug/kg	
156-60-5	trans-1,2-Dichloroethene	ND	6.5	0.44	ug/kg	
78-87-5	1,2-Dichloropropane	ND	6.5	1.0	ug/kg	
10061-01-5	cis-1,3-Dichloropropene	ND	6.5	0.37	ug/kg	
10061-02-6	trans-1,3-Dichloropropene	ND	6.5	0.27	ug/kg	
100-41-4	Ethylbenzene	ND	1.3	0.18	ug/kg	
591-78-6	2-Hexanone	ND	6.5	0.89	ug/kg	
108-10-1	4-Methyl-2-pentanone(MIBK)	ND	6.5	1.5	ug/kg	
75-09-2	Methylene chloride	ND	6.5	0.64	ug/kg	
100-42-5	Styrene	ND	6.5	1.3	ug/kg	
79-34-5	1,1,2,2-Tetrachloroethane	ND	6.5	0.55	ug/kg	
127-18-4	Tetrachloroethene	ND	6.5	0.29	ug/kg	
108-88-3	Toluene	ND	1.3	0.89	ug/kg	
71-55-6	1,1,1-Trichloroethane	ND	6.5	0.39	ug/kg	
79-00-5	1,1,2-Trichloroethane	ND	6.5	0.50	ug/kg	
79-01-6	Trichloroethene	ND	6.5	0.28	ug/kg	

102

ND = Not detected MDL - Method Detection Limit J = Indicates an estimated value
RL = Reporting Limit B = Indicates analyte found in associated method blank
E = Indicates value exceeds calibration range N = Indicates presumptive evidence of a compound

Report of Analysis

Client Sample ID:	EP-11		
Lab Sample ID:	N40056-12	**Date Sampled:**	05/28/03
Matrix:	SO - Soil	**Date Received:**	05/28/03
Method:	SW846 8260B	**Percent Solids:**	87.4
Project:	AK Allen, 255 East 2nd Street, Mineola, NY		

VOA TCL List

CAS No.	Compound	Result	RL	MDL	Units	Q
95-63-6	**1,2,4-Trimethylbenzene**	ND	6.5	0.35	ug/kg	
108-67-8	**1,3,5-Trimethylbenzene**	ND	6.5	0.37	ug/kg	
75-01-4	Vinyl chloride	ND	6.5	0.53	ug/kg	
1330-20-7	Xylene (total)	ND	2.6	0.58	ug/kg	

CAS No.	Surrogate Recoveries	Run# 1	Run# 2	Limits
1868-53-7	Dibromofluoromethane	96%		71-117%
17060-07-0	1,2-Dichloroethane-D4	94%		62-124%
2037-26-5	Toluene-D8	101%		78-115%
460-00-4	4-Bromofluorobenzene	105%		73-127%

CAS No.	Tentatively Identified Compounds	R.T.	Est. Conc.	Units	Q
124-38-9	Carbon dioxide	2.73	~~330~~ U	ug/kg	~~JN~~
	Total TIC, Volatile		330	ug/kg	J

103

ND = Not detected MDL - Method Detection Limit
RL = Reporting Limit
E = Indicates value exceeds calibration range

J = Indicates an estimated value
B = Indicates analyte found in associated method blank
N = Indicates presumptive evidence of a compound

Accutest Laboratories

Report of Analysis

Client Sample ID:	FB-5/28		
Lab Sample ID:	N40056-13	**Date Sampled:**	05/28/03
Matrix:	AQ - Field Blank Soil	**Date Received:**	05/28/03
Method:	SW846 8260B	**Percent Solids:**	n/a
Project:	AK Allen, 255 East 2nd Street, Mineola, NY		

	File ID	DF	Analyzed	By	Prep Date	Prep Batch	Analytical Batch
Run #1	X7414.D	1	05/30/03	LY	n/a	n/a	VX280
Run #2							

	Purge Volume
Run #1	5.0 ml
Run #2	

VOA TCL List

CAS No.	Compound	Result	RL	MDL	Units	Q
67-64-1	Acetone	ND UJ	10	3.0	ug/l	
71-43-2	Benzene	ND	1.0	0.21	ug/l	
75-27-4	Bromodichloromethane	ND	1.0	0.29	ug/l	
75-25-2	Bromoform	ND	4.0	0.23	ug/l	
74-83-9	Bromomethane	ND	2.0	0.74	ug/l	
78-93-3	2-Butanone (MEK)	ND	10	2.7	ug/l	
75-15-0	Carbon disulfide	1.4	2.0	0.33	ug/l	J
56-23-5	Carbon tetrachloride	ND	1.0	0.38	ug/l	
108-90-7	Chlorobenzene	ND	1.0	0.24	ug/l	
75-00-3	Chloroethane	ND	1.0	0.93	ug/l	
67-66-3	Chloroform	ND	1.0	0.35	ug/l	
74-87-3	Chloromethane	ND	1.0	0.37	ug/l	
124-48-1	Dibromochloromethane	ND	1.0	0.25	ug/l	
75-34-3	1,1-Dichloroethane	ND	1.0	0.29	ug/l	
107-06-2	1,2-Dichloroethane	ND	1.0	0.31	ug/l	
75-35-4	1,1-Dichloroethene	ND	1.0	0.30	ug/l	
156-59-2	cis-1,2-Dichloroethene	ND	1.0	0.22	ug/l	
156-60-5	trans-1,2-Dichloroethene	ND	1.0	0.36	ug/l	
78-87-5	1,2-Dichloropropane	ND	1.0	0.62	ug/l	
10061-01-5	cis-1,3-Dichloropropene	ND	1.0	0.16	ug/l	
10061-02-6	trans-1,3-Dichloropropene	ND	1.0	0.14	ug/l	
100-41-4	Ethylbenzene	ND	1.0	0.23	ug/l	
591-78-6	2-Hexanone	ND	5.0	1.1	ug/l	
108-10-1	4-Methyl-2-pentanone(MIBK)	ND	5.0	0.71	ug/l	
75-09-2	Methylene chloride	ND	2.0	0.41	ug/l	
100-42-5	Styrene	ND	5.0	0.29	ug/l	
79-34-5	1,1,2,2-Tetrachloroethane	ND	1.0	0.33	ug/l	
127-18-4	Tetrachloroethene	ND	1.0	0.70	ug/l	
108-88-3	Toluene	ND	1.0	0.25	ug/l	
71-55-6	1,1,1-Trichloroethane	ND	1.0	0.38	ug/l	
79-00-5	1,1,2-Trichloroethane	ND	1.0	0.35	ug/l	
79-01-6	Trichloroethene	ND	1.0	0.28	ug/l	

110

ND = Not detected MDL - Method Detection Limit
RL = Reporting Limit
E = Indicates value exceeds calibration range

J = Indicates an estimated value
B = Indicates analyte found in associated method blank
N = Indicates presumptive evidence of a compound

Report of Analysis

Client Sample ID:	FB-5/28		
Lab Sample ID:	N40056-13	**Date Sampled:**	05/28/03
Matrix:	AQ - Field Blank Soil	**Date Received:**	05/28/03
Method:	SW846 8260B	**Percent Solids:**	n/a
Project:	AK Allen, 255 East 2nd Street, Mineola, NY		

VOA TCL List

CAS No.	Compound	Result	RL	MDL	Units	Q
95-63-6	**1,2,4-Trimethylbenzene**	ND	5.0	0.17	ug/l	
108-67-8	**1,3,5-Trimethylbenzene**	ND	5.0	0.18	ug/l	
75-01-4	Vinyl chloride	ND	1.0	0.47	ug/l	
1330-20-7	Xylene (total)	ND	1.0	0.20	ug/l	

CAS No.	Surrogate Recoveries	Run# 1	Run# 2	Limits
1868-53-7	Dibromofluoromethane	104%		81-120%
17060-07-0	1,2-Dichloroethane-D4	104%		68-130%
2037-26-5	Toluene-D8	106%		83-116%
460-00-4	4-Bromofluorobenzene	104%		83-119%

CAS No.	Tentatively Identified Compounds	R.T.	Est. Conc.	Units	Q
	Total TIC, Volatile		0	ug/l	

ND = Not detected MDL - Method Detection Limit
RL = Reporting Limit
E = Indicates value exceeds calibration range

J = Indicates an estimated value
B = Indicates analyte found in associated method blank
N = Indicates presumptive evidence of a compound

Accutest Laboratories

Report of Analysis

Client Sample ID:	TB-5/28		
Lab Sample ID:	N40056-14	**Date Sampled:**	05/28/03
Matrix:	AQ - Trip Blank Soil	**Date Received:**	05/28/03
Method:	SW846 8260B	**Percent Solids:**	n/a
Project:	AK Allen, 255 East 2nd Street, Mineola, NY		

	File ID	DF	Analyzed	By	Prep Date	Prep Batch	Analytical Batch
Run #1	X7415.D	1	05/30/03	LY	n/a	n/a	VX280
Run #2							

	Purge Volume
Run #1	5.0 ml
Run #2	

VOA TCL List

CAS No.	Compound	Result	RL	MDL	Units	Q
67-64-1	Acetone	ND UJ	10	3.0	ug/l	
71-43-2	Benzene	ND	1.0	0.21	ug/l	
75-27-4	Bromodichloromethane	ND	1.0	0.29	ug/l	
75-25-2	Bromoform	ND	4.0	0.23	ug/l	
74-83-9	Bromomethane	ND	2.0	0.74	ug/l	
78-93-3	2-Butanone (MEK)	ND	10	2.7	ug/l	
75-15-0	Carbon disulfide	ND	2.0	0.33	ug/l	
56-23-5	Carbon tetrachloride	ND	1.0	0.38	ug/l	
108-90-7	Chlorobenzene	ND	1.0	0.24	ug/l	
75-00-3	Chloroethane	ND	1.0	0.93	ug/l	
67-66-3	Chloroform	ND	1.0	0.35	ug/l	
74-87-3	Chloromethane	ND	1.0	0.37	ug/l	
124-48-1	Dibromochloromethane	ND	1.0	0.25	ug/l	
75-34-3	1,1-Dichloroethane	ND	1.0	0.29	ug/l	
107-06-2	1,2-Dichloroethane	ND	1.0	0.31	ug/l	
75-35-4	1,1-Dichloroethene	ND	1.0	0.30	ug/l	
156-59-2	cis-1,2-Dichloroethene	ND	1.0	0.22	ug/l	
156-60-5	trans-1,2-Dichloroethene	ND	1.0	0.36	ug/l	
78-87-5	1,2-Dichloropropane	ND	1.0	0.62	ug/l	
10061-01-5	cis-1,3-Dichloropropene	ND	1.0	0.16	ug/l	
10061-02-6	trans-1,3-Dichloropropene	ND	1.0	0.14	ug/l	
100-41-4	Ethylbenzene	ND	1.0	0.23	ug/l	
591-78-6	2-Hexanone	ND	5.0	1.1	ug/l	
108-10-1	4-Methyl-2-pentanone(MIBK)	ND	5.0	0.71	ug/l	
75-09-2	Methylene chloride	ND	2.0	0.41	ug/l	
100-42-5	Styrene	ND	5.0	0.29	ug/l	
79-34-5	1,1,2,2-Tetrachloroethane	ND	1.0	0.33	ug/l	
127-18-4	Tetrachloroethene	ND	1.0	0.70	ug/l	
108-88-3	Toluene	ND	1.0	0.25	ug/l	
71-55-6	1,1,1-Trichloroethane	ND	1.0	0.38	ug/l	
79-00-5	1,1,2-Trichloroethane	ND	1.0	0.35	ug/l	
79-01-6	Trichloroethene	ND	1.0	0.28	ug/l	

116

ND = Not detected MDL - Method Detection Limit
RL = Reporting Limit
E = Indicates value exceeds calibration range

J = Indicates an estimated value
B = Indicates analyte found in associated method blank
N = Indicates presumptive evidence of a compound

Report of Analysis

Client Sample ID:	TB-5/28		
Lab Sample ID:	N40056-14	**Date Sampled:**	05/28/03
Matrix:	AQ - Trip Blank Soil	**Date Received:**	05/28/03
Method:	SW846 8260B	**Percent Solids:**	n/a
Project:	AK Allen, 255 East 2nd Street, Mineola, NY		

VOA TCL List

CAS No.	Compound	Result	RL	MDL	Units	Q
95-63-6	**1,2,4-Trimethylbenzene**	ND	5.0	0.17	ug/l	
108-67-8	**1,3,5-Trimethylbenzene**	ND	5.0	0.18	ug/l	
75-01-4	Vinyl chloride	ND	1.0	0.47	ug/l	
1330-20-7	Xylene (total)	ND	1.0	0.20	ug/l	

CAS No.	Surrogate Recoveries	Run# 1	Run# 2	Limits
1868-53-7	Dibromofluoromethane	104%		81-120%
17060-07-0	1,2-Dichloroethane-D4	103%		68-130%
2037-26-5	Toluene-D8	106%		83-116%
460-00-4	4-Bromofluorobenzene	104%		83-119%

CAS No.	Tentatively Identified Compounds	R.T.	Est. Conc.	Units	Q
	Total TIC, Volatile		0	ug/l	

ND = Not detected MDL - Method Detection Limit
RL = Reporting Limit
E = Indicates value exceeds calibration range
J = Indicates an estimated value
B = Indicates analyte found in associated method blank
N = Indicates presumptive evidence of a compound

Accutest Laboratories

Report of Analysis

Client Sample ID:	EP-1		
Lab Sample ID:	N40056-1	**Date Sampled:**	05/27/03
Matrix:	SO - Soil	**Date Received:**	05/28/03
Method:	SW846 8270C SW846 3550B	**Percent Solids:**	92.3
Project:	AK Allen, 255 East 2nd Street, Mineola, NY		

	File ID	DF	Analyzed	By	Prep Date	Prep Batch	Analytical Batch
Run #1	Z01058.D	1	05/30/03	YW	05/28/03	OP13901	EZ42
Run #2 [a]	Z01066.D	1	05/30/03	YW	05/28/03	OP13901	EZ43

	Initial Weight	Final Volume
Run #1	30.0 g	1.0 ml
Run #2	30.0 g	1.0 ml

BN TCL List

CAS No.	Compound	Result	RL	MDL	Units	Q
83-32-9	Acenaphthene	ND	72	8.3	ug/kg	
208-96-8	Acenaphthylene	ND	72	8.8	ug/kg	
120-12-7	Anthracene	ND	72	14	ug/kg	
56-55-3	Benzo(a)anthracene	ND	72	13	ug/kg	
50-32-8	Benzo(a)pyrene	ND	72	13	ug/kg	
205-99-2	Benzo(b)fluoranthene	ND	72	20	ug/kg	
191-24-2	Benzo(g,h,i)perylene	ND	72	16	ug/kg	
207-08-9	Benzo(k)fluoranthene	ND	72	7.9	ug/kg	
101-55-3	4-Bromophenyl phenyl ether	ND	72	12	ug/kg	
85-68-7	Butyl benzyl phthalate	ND	72	18	ug/kg	
91-58-7	2-Chloronaphthalene	ND	72	7.7	ug/kg	
106-47-8	4-Chloroaniline	ND	180	22	ug/kg	
86-74-8	Carbazole	ND	72	15	ug/kg	
218-01-9	Chrysene	ND	72	15	ug/kg	
111-91-1	bis(2-Chloroethoxy)methane	ND	72	8.4	ug/kg	
111-44-4	bis(2-Chloroethyl)ether	ND	72	7.0	ug/kg	
108-60-1	bis(2-Chloroisopropyl)ether	ND	72	16	ug/kg	
7005-72-3	4-Chlorophenyl phenyl ether	ND	72	9.1	ug/kg	
95-50-1	1,2-Dichlorobenzene	ND	72	10	ug/kg	
541-73-1	1,3-Dichlorobenzene	ND	72	10	ug/kg	
106-46-7	1,4-Dichlorobenzene	ND	72	7.2	ug/kg	
121-14-2	2,4-Dinitrotoluene	ND	72	16	ug/kg	
606-20-2	2,6-Dinitrotoluene	ND	72	13	ug/kg	
91-94-1	3,3'-Dichlorobenzidine	ND	180	19	ug/kg	
53-70-3	Dibenzo(a,h)anthracene	ND	72	18	ug/kg	
132-64-9	Dibenzofuran	ND	72	8.9	ug/kg	
84-74-2	Di-n-butyl phthalate	ND	72	14	ug/kg	
117-84-0	Di-n-octyl phthalate	ND	72	26	ug/kg	
84-66-2	Diethyl phthalate	ND	72	39	ug/kg	
131-11-3	Dimethyl phthalate	ND	72	9.8	ug/kg	
117-81-7	bis(2-Ethylhexyl)phthalate	ND	72	18	ug/kg	
206-44-0	Fluoranthene	ND	72	13	ug/kg	

ND = Not detected MDL - Method Detection Limit
RL = Reporting Limit
E = Indicates value exceeds calibration range

J = Indicates an estimated value
B = Indicates analyte found in associated method blank
N = Indicates presumptive evidence of a compound

Report of Analysis

Client Sample ID:	EP-1		
Lab Sample ID:	N40056-1	**Date Sampled:**	05/27/03
Matrix:	SO - Soil	**Date Received:**	05/28/03
Method:	SW846 8270C SW846 3550B	**Percent Solids:**	92.3
Project:	AK Allen, 255 East 2nd Street, Mineola, NY		

BN TCL List

CAS No.	Compound	Result	RL	MDL	Units	Q
86-73-7	Fluorene	ND	72	7.4	ug/kg	
118-74-1	Hexachlorobenzene	ND	72	11	ug/kg	
87-68-3	Hexachlorobutadiene	ND	72	11	ug/kg	
77-47-4	Hexachlorocyclopentadiene	ND	720	26	ug/kg	
67-72-1	Hexachloroethane	ND	180	11	ug/kg	
193-39-5	Indeno(1,2,3-cd)pyrene	ND UJ	72	24	ug/kg	
78-59-1	Isophorone	ND	72	11	ug/kg	
91-57-6	2-Methylnaphthalene	ND	72	7.4	ug/kg	
88-74-4	2-Nitroaniline	ND	180	19	ug/kg	
99-09-2	3-Nitroaniline	ND	180	19	ug/kg	
100-01-6	4-Nitroaniline	ND	180	22	ug/kg	
91-20-3	Naphthalene	ND	72	7.3	ug/kg	
98-95-3	Nitrobenzene	ND	72	14	ug/kg	
621-64-7	N-Nitroso-di-n-propylamine	ND	72	15	ug/kg	
86-30-6	N-Nitrosodiphenylamine	ND	180	12	ug/kg	
85-01-8	Phenanthrene	ND	72	12	ug/kg	
129-00-0	Pyrene	ND	72	13	ug/kg	
120-82-1	1,2,4-Trichlorobenzene	ND	72	13	ug/kg	

CAS No.	Surrogate Recoveries	Run# 1	Run# 2	Limits
4165-60-0	Nitrobenzene-d5	70%	74%	30-122%
321-60-8	2-Fluorobiphenyl	69%	69%	39-112%
1718-51-0	Terphenyl-d14	87%	86%	24-138%

CAS No.	Tentatively Identified Compounds	R.T.	Est. Conc.	Units	Q
	system artifact/aldol-condensation	4.04	~~2500~~ U	ug/kg	J
	system artifact/aldol-condensation	5.11	~~33000~~ U	ug/kg	J
	unknown	14.96	640	ug/kg	J
	alkane	23.12	640	ug/kg	J
	unknown	25.49	5000	ug/kg	J
	alkane	25.77	5100	ug/kg	J
	unknown	25.93	1800	ug/kg	J
	unknown	26.20	2200	ug/kg	J
	alkane	26.48	2900	ug/kg	J
	unknown	26.59	2900	ug/kg	J
	alkane	27.29	2200	ug/kg	J
	unknown	27.39	2400	ug/kg	J
	unknown	27.49	1200	ug/kg	J

ND = Not detected MDL - Method Detection Limit
RL = Reporting Limit
E = Indicates value exceeds calibration range

J = Indicates an estimated value
B = Indicates analyte found in associated method blank
N = Indicates presumptive evidence of a compound

Report of Analysis

Client Sample ID:	EP-1		
Lab Sample ID:	N40056-1	**Date Sampled:**	05/27/03
Matrix:	SO - Soil	**Date Received:**	05/28/03
Method:	SW846 8270C SW846 3550B	**Percent Solids:**	92.3
Project:	AK Allen, 255 East 2nd Street, Mineola, NY		

BN TCL List

CAS No.	Tentatively Identified Compounds	R.T.	Est. Conc.	Units	Q
	unknown	27.99	910	ug/kg	J
	unknown	28.09	640	ug/kg	J
	alkane	28.23	2700	ug/kg	J
	alkane	29.33	1000	ug/kg	J
	Total TIC, Semi-Volatile		32230	ug/kg	J

(a) Confirmation run.

ND = Not detected MDL - Method Detection Limit
RL = Reporting Limit
E = Indicates value exceeds calibration range

J = Indicates an estimated value
B = Indicates analyte found in associated method blank
N = Indicates presumptive evidence of a compound

Accutest Laboratories

Report of Analysis

Client Sample ID:	EP-2		
Lab Sample ID:	N40056-2	**Date Sampled:**	05/28/03
Matrix:	SO - Soil	**Date Received:**	05/28/03
Method:	SW846 8270C SW846 3550B	**Percent Solids:**	75.6
Project:	AK Allen, 255 East 2nd Street, Mineola, NY		

	File ID	DF	Analyzed	By	Prep Date	Prep Batch	Analytical Batch
Run #1 [a]	P01011.D	5	05/30/03	ENZ	05/28/03	OP13901	EP49
Run #2							

	Initial Weight	Final Volume
Run #1	30.0 g	5.0 ml
Run #2		

BN TCL List

CAS No.	Compound	Result	RL	MDL	Units	Q
83-32-9	Acenaphthene	ND	2200	250	ug/kg	
208-96-8	Acenaphthylene	ND	2200	270	ug/kg	
120-12-7	Anthracene	ND	2200	420	ug/kg	
56-55-3	Benzo(a)anthracene	755	2200	390	ug/kg	J
50-32-8	Benzo(a)pyrene	ND	2200	390	ug/kg	
205-99-2	Benzo(b)fluoranthene	ND	2200	610	ug/kg	
191-24-2	Benzo(g,h,i)perylene	ND	2200	500	ug/kg	
207-08-9	Benzo(k)fluoranthene	ND	2200	240	ug/kg	
101-55-3	4-Bromophenyl phenyl ether	ND	2200	350	ug/kg	
85-68-7	Butyl benzyl phthalate	ND	2200	540	ug/kg	
91-58-7	2-Chloronaphthalene	ND	2200	240	ug/kg	
106-47-8	4-Chloroaniline	ND	5500	660	ug/kg	
86-74-8	Carbazole	ND	2200	450	ug/kg	
218-01-9	Chrysene	1880	2200	470	ug/kg	J
111-91-1	bis(2-Chloroethoxy)methane	ND	2200	260	ug/kg	
111-44-4	bis(2-Chloroethyl)ether	ND	2200	210	ug/kg	
108-60-1	bis(2-Chloroisopropyl)ether	ND	2200	490	ug/kg	
7005-72-3	4-Chlorophenyl phenyl ether	ND	2200	280	ug/kg	
95-50-1	1,2-Dichlorobenzene	ND	2200	310	ug/kg	
541-73-1	1,3-Dichlorobenzene	ND	2200	310	ug/kg	
106-46-7	1,4-Dichlorobenzene	ND	2200	220	ug/kg	
121-14-2	2,4-Dinitrotoluene	ND	2200	500	ug/kg	
606-20-2	2,6-Dinitrotoluene	ND	2200	390	ug/kg	
91-94-1	3,3'-Dichlorobenzidine	ND	5500	580	ug/kg	
53-70-3	Dibenzo(a,h)anthracene	ND	2200	560	ug/kg	
132-64-9	Dibenzofuran	ND	2200	270	ug/kg	
84-74-2	Di-n-butyl phthalate	ND	2200	410	ug/kg	
117-84-0	Di-n-octyl phthalate	ND	2200	790	ug/kg	
84-66-2	Diethyl phthalate	ND	2200	1200	ug/kg	
131-11-3	Dimethyl phthalate	ND	2200	300	ug/kg	
117-81-7	bis(2-Ethylhexyl)phthalate	29900	2200	540	ug/kg	
206-44-0	Fluoranthene	2380	2200	400	ug/kg	

ND = Not detected MDL - Method Detection Limit
RL = Reporting Limit
E = Indicates value exceeds calibration range

J = Indicates an estimated value
B = Indicates analyte found in associated method blank
N = Indicates presumptive evidence of a compound

Report of Analysis

Client Sample ID:	EP-2		
Lab Sample ID:	N40056-2	**Date Sampled:**	05/28/03
Matrix:	SO - Soil	**Date Received:**	05/28/03
Method:	SW846 8270C SW846 3550B	**Percent Solids:**	75.6
Project:	AK Allen, 255 East 2nd Street, Mineola, NY		

BN TCL List

CAS No.	Compound	Result	RL	MDL	Units	Q
86-73-7	Fluorene	ND	2200	220	ug/kg	
118-74-1	Hexachlorobenzene	ND	2200	330	ug/kg	
87-68-3	Hexachlorobutadiene	ND	2200	330	ug/kg	
77-47-4	Hexachlorocyclopentadiene	ND UJ	22000	780	ug/kg	
67-72-1	Hexachloroethane	ND	5500	350	ug/kg	
193-39-5	Indeno(1,2,3-cd)pyrene	ND	2200	750	ug/kg	
78-59-1	Isophorone	ND	2200	320	ug/kg	
91-57-6	2-Methylnaphthalene	ND	2200	230	ug/kg	
88-74-4	2-Nitroaniline	ND	5500	580	ug/kg	
99-09-2	3-Nitroaniline	ND	5500	590	ug/kg	
100-01-6	4-Nitroaniline	ND UJ	5500	690	ug/kg	
91-20-3	Naphthalene	ND	2200	220	ug/kg	
98-95-3	Nitrobenzene	ND	2200	420	ug/kg	
621-64-7	N-Nitroso-di-n-propylamine	ND	2200	440	ug/kg	
86-30-6	N-Nitrosodiphenylamine	ND	5500	370	ug/kg	
85-01-8	Phenanthrene	1120	2200	360	ug/kg	J
129-00-0	Pyrene	3290	2200	390	ug/kg	
120-82-1	1,2,4-Trichlorobenzene	ND	2200	380	ug/kg	

CAS No.	Surrogate Recoveries	Run# 1	Run# 2	Limits
4165-60-0	Nitrobenzene-d5	115%		30-122%
321-60-8	2-Fluorobiphenyl	89%		39-112%
1718-51-0	Terphenyl-d14	105%		24-138%

CAS No.	Tentatively Identified Compounds	R.T.	Est. Conc.	Units	Q
	Cyclohexane alkyl	6.47	41000	ug/kg	J
	Naphthalene, decahydro-,	6.76	57000	ug/kg	J
	cycloalkane/alkene	6.96	50000	ug/kg	J
	alkane	8.58	48000	ug/kg	J
	alkane	9.85	39000	ug/kg	J
	alkane	10.45	34000	ug/kg	J
	alkane	12.43	41000	ug/kg	J
	alkane	13.04	88000	ug/kg	J
	alkane	18.17	63000	ug/kg	J
	alkane	18.90	60000	ug/kg	J
	unknown	19.58	44000	ug/kg	J
	unknown	21.76	70000	ug/kg	J
	alkane	24.35	36000	ug/kg	J

ND = Not detected MDL - Method Detection Limit J = Indicates an estimated value

RL = Reporting Limit B = Indicates analyte found in associated method blank

E = Indicates value exceeds calibration range N = Indicates presumptive evidence of a compound

Report of Analysis

Client Sample ID:	EP-2		
Lab Sample ID:	N40056-2	**Date Sampled:**	05/28/03
Matrix:	SO - Soil	**Date Received:**	05/28/03
Method:	SW846 8270C SW846 3550B	**Percent Solids:**	75.6
Project:	AK Allen, 255 East 2nd Street, Mineola, NY		

BN TCL List

CAS No.	Tentatively Identified Compounds	R.T.	Est. Conc.	Units	Q
	unknown	24.59	110000	ug/kg	J
	unknown	25.10	89000	ug/kg	J
	Total TIC, Semi-Volatile		870000	ug/kg	J

(a) Dilution required due to matrix interference.

ND = Not detected MDL - Method Detection Limit
RL = Reporting Limit
E = Indicates value exceeds calibration range

J = Indicates an estimated value
B = Indicates analyte found in associated method blank
N = Indicates presumptive evidence of a compound

Accutest Laboratories

Report of Analysis

Client Sample ID:	EP-3		
Lab Sample ID:	N40056-3	**Date Sampled:**	05/28/03
Matrix:	SO - Soil	**Date Received:**	05/28/03
Method:	SW846 8270C SW846 3550B	**Percent Solids:**	87.9
Project:	AK Allen, 255 East 2nd Street, Mineola, NY		

	File ID	DF	Analyzed	By	Prep Date	Prep Batch	Analytical Batch
Run #1	P01013.D	5	05/30/03	ENZ	05/28/03	OP13901	EP49
Run #2 [a]	P00996.D	1	05/30/03	ENZ	05/28/03	OP13901	EP48

	Initial Weight	Final Volume
Run #1	30.0 g	1.0 ml
Run #2	30.0 g	1.0 ml

BN TCL List

CAS No.	Compound	Result	RL	MDL	Units	Q
83-32-9	Acenaphthene	ND	380	44	ug/kg	
208-96-8	Acenaphthylene	ND	380	46	ug/kg	
120-12-7	Anthracene	ND	380	72	ug/kg	
56-55-3	Benzo(a)anthracene	ND	380	68	ug/kg	
50-32-8	Benzo(a)pyrene	ND UJ	380	68	ug/kg	
205-99-2	Benzo(b)fluoranthene	ND UJ	380	110	ug/kg	
191-24-2	Benzo(g,h,i)perylene	ND UJ	380	86	ug/kg	
207-08-9	Benzo(k)fluoranthene	ND UJ	380	42	ug/kg	
101-55-3	4-Bromophenyl phenyl ether	ND	380	61	ug/kg	
85-68-7	Butyl benzyl phthalate	ND	380	93	ug/kg	
91-58-7	2-Chloronaphthalene	ND	380	41	ug/kg	
106-47-8	4-Chloroaniline	ND	950	110	ug/kg	
86-74-8	Carbazole	ND	380	78	ug/kg	
218-01-9	Chrysene	ND	380	81	ug/kg	
111-91-1	bis(2-Chloroethoxy)methane	ND	380	44	ug/kg	
111-44-4	bis(2-Chloroethyl)ether	ND	380	37	ug/kg	
108-60-1	bis(2-Chloroisopropyl)ether	ND	380	85	ug/kg	
7005-72-3	4-Chlorophenyl phenyl ether	ND	380	48	ug/kg	
95-50-1	1,2-Dichlorobenzene	ND	380	53	ug/kg	
541-73-1	1,3-Dichlorobenzene	ND	380	54	ug/kg	
106-46-7	1,4-Dichlorobenzene	ND	380	38	ug/kg	
121-14-2	2,4-Dinitrotoluene	ND	380	86	ug/kg	
606-20-2	2,6-Dinitrotoluene	ND	380	67	ug/kg	
91-94-1	3,3'-Dichlorobenzidine	ND	950	100	ug/kg	
53-70-3	Dibenzo(a,h)anthracene	ND UJ	380	97	ug/kg	
132-64-9	Dibenzofuran	ND	380	47	ug/kg	
84-74-2	Di-n-butyl phthalate	ND	380	71	ug/kg	
117-84-0	Di-n-octyl phthalate	ND UJ	380	140	ug/kg	
84-66-2	Diethyl phthalate	ND	380	200	ug/kg	
131-11-3	Dimethyl phthalate	ND	380	51	ug/kg	
117-81-7	bis(2-Ethylhexyl)phthalate	7120	380	93	ug/kg	
206-44-0	Fluoranthene	ND	380	69	ug/kg	

ND = Not detected MDL - Method Detection Limit
RL = Reporting Limit
E = Indicates value exceeds calibration range

J = Indicates an estimated value
B = Indicates analyte found in associated method blank
N = Indicates presumptive evidence of a compound

Report of Analysis

Client Sample ID:	EP-3		
Lab Sample ID:	N40056-3	**Date Sampled:**	05/28/03
Matrix:	SO - Soil	**Date Received:**	05/28/03
Method:	SW846 8270C SW846 3550B	**Percent Solids:**	87.9
Project:	AK Allen, 255 East 2nd Street, Mineola, NY		

BN TCL List

CAS No.	Compound	Result	RL	MDL	Units	Q
86-73-7	Fluorene	ND	380	39	ug/kg	
118-74-1	Hexachlorobenzene	ND	380	57	ug/kg	
87-68-3	Hexachlorobutadiene	ND	380	57	ug/kg	
77-47-4	Hexachlorocyclopentadiene	ND UJ	3800	140	ug/kg	
67-72-1	Hexachloroethane	ND	950	60	ug/kg	
193-39-5	Indeno(1,2,3-cd)pyrene	ND UJ	380	130	ug/kg	
78-59-1	Isophorone	ND	380	56	ug/kg	
91-57-6	2-Methylnaphthalene	ND	380	39	ug/kg	
88-74-4	2-Nitroaniline	ND	950	100	ug/kg	
99-09-2	3-Nitroaniline	ND	950	100	ug/kg	
100-01-6	4-Nitroaniline	ND UJ	950	120	ug/kg	
91-20-3	Naphthalene	ND	380	38	ug/kg	
98-95-3	Nitrobenzene	ND	380	72	ug/kg	
621-64-7	N-Nitroso-di-n-propylamine	ND	380	76	ug/kg	
86-30-6	N-Nitrosodiphenylamine	ND	950	64	ug/kg	
85-01-8	Phenanthrene	ND	380	61	ug/kg	
129-00-0	Pyrene	ND	380	67	ug/kg	
120-82-1	1,2,4-Trichlorobenzene	ND	380	66	ug/kg	

CAS No.	Surrogate Recoveries	Run# 1	Run# 2	Limits
4165-60-0	Nitrobenzene-d5	61%	57%	30-122%
321-60-8	2-Fluorobiphenyl	71%	67%	39-112%
1718-51-0	Terphenyl-d14	81%	77%	24-138%

CAS No.	Tentatively Identified Compounds	R.T.	Est. Conc.	Units	Q
	system artifact/aldol-condensation	3.53	6100	ug/kg	J
	system artifact/aldol-condensation	4.22	30000	ug/kg	J
	unknown	10.27	4900	ug/kg	J
	unknown	10.67	6900	ug/kg	J
	Benzene, -tetrachloro-methyl	11.28	5300	ug/kg	J
	unknown	11.54	5600	ug/kg	J
	Phenol, tetrachloro-	11.62	5200	ug/kg	J
	unknown	15.37	5200	ug/kg	J
	unknown	21.76	4900	ug/kg	J
	alkane	22.15	20000	ug/kg	J
	unknown	22.64	14000	ug/kg	J
	unknown	23.02	6500	ug/kg	J
	unknown	23.48	6700	ug/kg	J

ND = Not detected MDL - Method Detection Limit
RL = Reporting Limit
E = Indicates value exceeds calibration range

J = Indicates an estimated value
B = Indicates analyte found in associated method blank
N = Indicates presumptive evidence of a compound

Report of Analysis

Client Sample ID:	EP-3		
Lab Sample ID:	N40056-3	**Date Sampled:**	05/28/03
Matrix:	SO - Soil	**Date Received:**	05/28/03
Method:	SW846 8270C SW846 3550B	**Percent Solids:**	87.9
Project:	AK Allen, 255 East 2nd Street, Mineola, NY		

BN TCL List

CAS No.	Tentatively Identified Compounds	R.T.	Est. Conc.	Units	Q
	unknown	24.19	5300	ug/kg	J
	alkane	24.33	6500	ug/kg	J
	unknown	24.58	17000	ug/kg	J
	unknown	25.10	15000	ug/kg	J
	Total TIC, Semi-Volatile		129000	ug/kg	J

(a) Confirmation run.

ND = Not detected MDL - Method Detection Limit
RL = Reporting Limit
E = Indicates value exceeds calibration range

J = Indicates an estimated value
B = Indicates analyte found in associated method blank
N = Indicates presumptive evidence of a compound

Accutest Laboratories

Report of Analysis

Client Sample ID:	EP-3D		
Lab Sample ID:	N40056-4	**Date Sampled:**	05/28/03
Matrix:	SO - Soil	**Date Received:**	05/28/03
Method:	SW846 8270C SW846 3550B	**Percent Solids:**	86.7
Project:	AK Allen, 255 East 2nd Street, Mineola, NY		

	File ID	DF	Analyzed	By	Prep Date	Prep Batch	Analytical Batch
Run #1	P01029.D	5	05/30/03	ENZ	05/28/03	OP13901	EP49
Run #2	P01012.D	5	05/30/03	ENZ	05/28/03	OP13901	EP49

	Initial Weight	Final Volume
Run #1	30.0 g	1.0 ml
Run #2	30.0 g	1.0 ml

BN TCL List

CAS No.	Compound	Result	RL	MDL	Units	Q
83-32-9	Acenaphthene	ND	380	44	ug/kg	
208-96-8	Acenaphthylene	ND	380	47	ug/kg	
120-12-7	Anthracene	177	380	73	ug/kg	J
56-55-3	Benzo(a)anthracene	116	380	69	ug/kg	J
50-32-8	Benzo(a)pyrene	ND U J	380	69	ug/kg	
205-99-2	Benzo(b)fluoranthene	ND U J	380	110	ug/kg	
191-24-2	Benzo(g,h,i)perylene	97.3 U J	380	88	ug/kg	J
207-08-9	Benzo(k)fluoranthene	ND U J	380	42	ug/kg	
101-55-3	4-Bromophenyl phenyl ether	ND	380	62	ug/kg	
85-68-7	Butyl benzyl phthalate	ND	380	94	ug/kg	
91-58-7	2-Chloronaphthalene	ND	380	41	ug/kg	
106-47-8	4-Chloroaniline	ND	960	120	ug/kg	
86-74-8	Carbazole	ND	380	79	ug/kg	
218-01-9	Chrysene	438	380	82	ug/kg	
111-91-1	bis(2-Chloroethoxy)methane	ND	380	45	ug/kg	
111-44-4	bis(2-Chloroethyl)ether	ND	380	37	ug/kg	
108-60-1	bis(2-Chloroisopropyl)ether	ND	380	86	ug/kg	
7005-72-3	4-Chlorophenyl phenyl ether	ND	380	49	ug/kg	
95-50-1	1,2-Dichlorobenzene	ND	380	54	ug/kg	
541-73-1	1,3-Dichlorobenzene	ND	380	55	ug/kg	
106-46-7	1,4-Dichlorobenzene	ND	380	38	ug/kg	
121-14-2	2,4-Dinitrotoluene	ND	380	87	ug/kg	
606-20-2	2,6-Dinitrotoluene	ND	380	67	ug/kg	
91-94-1	3,3'-Dichlorobenzidine	ND	960	100	ug/kg	
53-70-3	Dibenzo(a,h)anthracene	ND	380	98	ug/kg	
132-64-9	Dibenzofuran	ND	380	47	ug/kg	
84-74-2	Di-n-butyl phthalate	ND	380	72	ug/kg	
117-84-0	Di-n-octyl phthalate	ND U J	380	140	ug/kg	
84-66-2	Diethyl phthalate	ND	380	210	ug/kg	
131-11-3	Dimethyl phthalate	ND	380	52	ug/kg	
117-81-7	bis(2-Ethylhexyl)phthalate	5960	380	94	ug/kg	
206-44-0	Fluoranthene	284	380	70	ug/kg	J

42

ND = Not detected MDL - Method Detection Limit
RL = Reporting Limit
E = Indicates value exceeds calibration range

J = Indicates an estimated value
B = Indicates analyte found in associated method blank
N = Indicates presumptive evidence of a compound

Report of Analysis

Client Sample ID:	EP-3D		
Lab Sample ID:	N40056-4	**Date Sampled:**	05/28/03
Matrix:	SO - Soil	**Date Received:**	05/28/03
Method:	SW846 8270C SW846 3550B	**Percent Solids:**	86.7
Project:	AK Allen, 255 East 2nd Street, Mineola, NY		

BN TCL List

CAS No.	Compound	Result	RL	MDL	Units	Q
86-73-7	Fluorene	ND	380	39	ug/kg	
118-74-1	Hexachlorobenzene	ND	380	58	ug/kg	
87-68-3	Hexachlorobutadiene	ND	380	58	ug/kg	
77-47-4	Hexachlorocyclopentadiene	ND U J	3800	140	ug/kg	
67-72-1	Hexachloroethane	ND	960	60	ug/kg	
193-39-5	Indeno(1,2,3-cd)pyrene	ND U J	380	130	ug/kg	
78-59-1	Isophorone	ND	380	56	ug/kg	
91-57-6	2-Methylnaphthalene	139	380	40	ug/kg	J
88-74-4	2-Nitroaniline	ND	960	100	ug/kg	
99-09-2	3-Nitroaniline	ND	960	100	ug/kg	
100-01-6	4-Nitroaniline	ND U J	960	120	ug/kg	
91-20-3	Naphthalene	ND	380	39	ug/kg	
98-95-3	Nitrobenzene	ND	380	73	ug/kg	
621-64-7	N-Nitroso-di-n-propylamine	ND	380	77	ug/kg	
86-30-6	N-Nitrosodiphenylamine	ND	960	65	ug/kg	
85-01-8	Phenanthrene	209	380	62	ug/kg	J
129-00-0	Pyrene	460	380	68	ug/kg	
120-82-1	1,2,4-Trichlorobenzene	ND	380	67	ug/kg	

CAS No.	Surrogate Recoveries	Run# 1	Run# 2	Limits
4165-60-0	Nitrobenzene-d5	70%	65%	30-122%
321-60-8	2-Fluorobiphenyl	76%	76%	39-112%
1718-51-0	Terphenyl-d14	82%	86%	24-138%

CAS No.	Tentatively Identified Compounds	R.T.	Est. Conc.	Units	Q
	system artifact/aldol-condensation	4.22	33000	ug/kg	J
	C15H28	10.26	4900	ug/kg	J
	unknown	10.66	6800	ug/kg	J
	unknown	11.52	4600	ug/kg	J
	unknown	19.74	10000	ug/kg	J
	unknown	19.91	9100	ug/kg	J
	unknown	21.75	10000	ug/kg	J
	unknown	21.99	11000	ug/kg	J
	unknown	22.93	5300	ug/kg	J
	alkane	23.71	4400	ug/kg	J
	alkane	24.00	6000	ug/kg	J
	alkane	24.33	6800	ug/kg	J
	unknown	24.58	21000	ug/kg	J

ND = Not detected MDL - Method Detection Limit
RL = Reporting Limit
E = Indicates value exceeds calibration range

J = Indicates an estimated value
B = Indicates analyte found in associated method blank
N = Indicates presumptive evidence of a compound

Report of Analysis

Client Sample ID:	EP-3D		
Lab Sample ID:	N40056-4	**Date Sampled:**	05/28/03
Matrix:	SO - Soil	**Date Received:**	05/28/03
Method:	SW846 8270C SW846 3550B	**Percent Solids:**	86.7
Project:	AK Allen, 255 East 2nd Street, Mineola, NY		

BN TCL List

CAS No.	Tentatively Identified Compounds	R.T.	Est. Conc.	Units	Q
	alkane	24.80	6900	ug/kg	J
	unknown	25.10	19000	ug/kg	J
	unknown	26.23	4500	ug/kg	J
	Total TIC, Semi-Volatile		130300	ug/kg	J

ND = Not detected MDL - Method Detection Limit
RL = Reporting Limit
E = Indicates value exceeds calibration range

J = Indicates an estimated value
B = Indicates analyte found in associated method blank
N = Indicates presumptive evidence of a compound

Accutest Laboratories

Report of Analysis

Client Sample ID:	EP-4		
Lab Sample ID:	N40056-5	**Date Sampled:**	05/28/03
Matrix:	SO - Soil	**Date Received:**	05/28/03
Method:	SW846 8270C SW846 3550B	**Percent Solids:**	81.7
Project:	AK Allen, 255 East 2nd Street, Mineola, NY		

	File ID	DF	Analyzed	By	Prep Date	Prep Batch	Analytical Batch
Run #1 [a]	Z01064.D	5	05/30/03	YW	05/28/03	OP13901	EZ43
Run #2							

	Initial Weight	Final Volume
Run #1	30.0 g	5.0 ml
Run #2		

BN TCL List

CAS No.	Compound	Result	RL	MDL	Units	Q
83-32-9	Acenaphthene	ND	2000	240	ug/kg	
208-96-8	Acenaphthylene	ND	2000	250	ug/kg	
120-12-7	Anthracene	ND	2000	390	ug/kg	
56-55-3	Benzo(a)anthracene	ND	2000	370	ug/kg	
50-32-8	Benzo(a)pyrene	ND	2000	370	ug/kg	
205-99-2	Benzo(b)fluoranthene	ND	2000	570	ug/kg	
191-24-2	Benzo(g,h,i)perylene	ND	2000	470	ug/kg	
207-08-9	Benzo(k)fluoranthene	ND	2000	220	ug/kg	
101-55-3	4-Bromophenyl phenyl ether	ND	2000	330	ug/kg	
85-68-7	Butyl benzyl phthalate	ND	2000	500	ug/kg	
91-58-7	2-Chloronaphthalene	ND	2000	220	ug/kg	
106-47-8	4-Chloroaniline	ND	5100	610	ug/kg	
86-74-8	Carbazole	ND	2000	420	ug/kg	
218-01-9	Chrysene	ND	2000	430	ug/kg	
111-91-1	bis(2-Chloroethoxy)methane	ND	2000	240	ug/kg	
111-44-4	bis(2-Chloroethyl)ether	ND	2000	200	ug/kg	
108-60-1	bis(2-Chloroisopropyl)ether	ND	2000	460	ug/kg	
7005-72-3	4-Chlorophenyl phenyl ether	ND	2000	260	ug/kg	
95-50-1	1,2-Dichlorobenzene	ND	2000	290	ug/kg	
541-73-1	1,3-Dichlorobenzene	ND	2000	290	ug/kg	
106-46-7	1,4-Dichlorobenzene	ND	2000	200	ug/kg	
121-14-2	2,4-Dinitrotoluene	ND	2000	460	ug/kg	
606-20-2	2,6-Dinitrotoluene	ND	2000	360	ug/kg	
91-94-1	3,3'-Dichlorobenzidine	ND	5100	540	ug/kg	
53-70-3	Dibenzo(a,h)anthracene	ND	2000	520	ug/kg	
132-64-9	Dibenzofuran	ND	2000	250	ug/kg	
84-74-2	Di-n-butyl phthalate	ND	2000	380	ug/kg	
117-84-0	Di-n-octyl phthalate	ND	2000	730	ug/kg	
84-66-2	Diethyl phthalate	ND	2000	1100	ug/kg	
131-11-3	Dimethyl phthalate	ND	2000	280	ug/kg	
117-81-7	bis(2-Ethylhexyl)phthalate	16000	2000	500	ug/kg	
206-44-0	Fluoranthene	ND	2000	370	ug/kg	

50

ND = Not detected MDL - Method Detection Limit
RL = Reporting Limit
E = Indicates value exceeds calibration range

J = Indicates an estimated value
B = Indicates analyte found in associated method blank
N = Indicates presumptive evidence of a compound

Report of Analysis

Client Sample ID:	EP-4		
Lab Sample ID:	N40056-5	**Date Sampled:**	05/28/03
Matrix:	SO - Soil	**Date Received:**	05/28/03
Method:	SW846 8270C SW846 3550B	**Percent Solids:**	81.7
Project:	AK Allen, 255 East 2nd Street, Mineola, NY		

BN TCL List

CAS No.	Compound	Result	RL	MDL	Units	Q
86-73-7	Fluorene	ND	2000	210	ug/kg	
118-74-1	Hexachlorobenzene	ND	2000	310	ug/kg	
87-68-3	Hexachlorobutadiene	ND	2000	310	ug/kg	
77-47-4	Hexachlorocyclopentadiene	ND	20000	730	ug/kg	
67-72-1	Hexachloroethane	ND	5100	320	ug/kg	
193-39-5	Indeno(1,2,3-cd)pyrene	ND	2000	690	ug/kg	
78-59-1	Isophorone	ND	2000	300	ug/kg	
91-57-6	2-Methylnaphthalene	ND	2000	210	ug/kg	
88-74-4	2-Nitroaniline	ND	5100	540	ug/kg	
99-09-2	3-Nitroaniline	ND	5100	550	ug/kg	
100-01-6	4-Nitroaniline	ND	5100	640	ug/kg	
91-20-3	Naphthalene	ND	2000	210	ug/kg	
98-95-3	Nitrobenzene	ND	2000	390	ug/kg	
621-64-7	N-Nitroso-di-n-propylamine	ND	2000	410	ug/kg	
86-30-6	N-Nitrosodiphenylamine	ND	5100	340	ug/kg	
85-01-8	Phenanthrene	ND	2000	330	ug/kg	
129-00-0	Pyrene	ND	2000	360	ug/kg	
120-82-1	1,2,4-Trichlorobenzene	ND	2000	350	ug/kg	

CAS No.	Surrogate Recoveries	Run# 1	Run# 2	Limits
4165-60-0	Nitrobenzene-d5	103%		30-122%
321-60-8	2-Fluorobiphenyl	98%		39-112%
1718-51-0	Terphenyl-d14	92%		24-138%

CAS No.	Tentatively Identified Compounds	R.T.	Est. Conc.	Units	Q
	unknown	10.43	16000	ug/kg	J
	alkane	10.54	16000	ug/kg	J
	unknown	10.73	16000	ug/kg	J
	unknown	11.35	25000	ug/kg	J
	alkane	11.46	24000	ug/kg	J
	unknown	11.77	24000	ug/kg	J
	alkane C19H40	14.13	57000	ug/kg	J
	alkane	15.23	46000	ug/kg	J
	alkane	17.88	16000	ug/kg	J
	alkane	19.33	70000	ug/kg	J
	alkane	22.71	100000	ug/kg	J
	unknown	25.91	57000	ug/kg	J
	unknown	26.53	64000	ug/kg	J

ND = Not detected MDL - Method Detection Limit
RL = Reporting Limit
E = Indicates value exceeds calibration range
J = Indicates an estimated value
B = Indicates analyte found in associated method blank
N = Indicates presumptive evidence of a compound

Report of Analysis

Client Sample ID:	EP-4		
Lab Sample ID:	N40056-5	**Date Sampled:**	05/28/03
Matrix:	SO - Soil	**Date Received:**	05/28/03
Method:	SW846 8270C SW846 3550B	**Percent Solids:**	81.7
Project:	AK Allen, 255 East 2nd Street, Mineola, NY		

BN TCL List

CAS No.	Tentatively Identified Compounds	R.T.	Est. Conc.	Units	Q
	unknown	27.33	21000	ug/kg	J
	unknown	27.43	56000	ug/kg	J
	Total TIC, Semi-Volatile		608000	ug/kg	J

(a) Dilution required due to matrix interference.

ND = Not detected MDL - Method Detection Limit
RL = Reporting Limit
E = Indicates value exceeds calibration range

J = Indicates an estimated value
B = Indicates analyte found in associated method blank
N = Indicates presumptive evidence of a compound

Accutest Laboratories

Report of Analysis

Client Sample ID:	EP-5		
Lab Sample ID:	N40056-6	**Date Sampled:**	05/28/03
Matrix:	SO - Soil	**Date Received:**	05/28/03
Method:	SW846 8270C SW846 3550B	**Percent Solids:**	93.0
Project:	AK Allen, 255 East 2nd Street, Mineola, NY		

	File ID	DF	Analyzed	By	Prep Date	Prep Batch	Analytical Batch
Run #1	Z01059.D	1	05/30/03	YW	05/28/03	OP13901	EZ42
Run #2							

	Initial Weight	Final Volume
Run #1	30.0 g	1.0 ml
Run #2		

BN TCL List

CAS No.	Compound	Result	RL	MDL	Units	Q
83-32-9	Acenaphthene	ND	72	8.3	ug/kg	
208-96-8	Acenaphthylene	ND	72	8.7	ug/kg	
120-12-7	Anthracene	ND	72	14	ug/kg	
56-55-3	Benzo(a)anthracene	ND	72	13	ug/kg	
50-32-8	Benzo(a)pyrene	ND	72	13	ug/kg	
205-99-2	Benzo(b)fluoranthene	ND	72	20	ug/kg	
191-24-2	Benzo(g,h,i)perylene	ND	72	16	ug/kg	
207-08-9	Benzo(k)fluoranthene	ND	72	7.9	ug/kg	
101-55-3	4-Bromophenyl phenyl ether	ND	72	12	ug/kg	
85-68-7	Butyl benzyl phthalate	ND	72	17	ug/kg	
91-58-7	2-Chloronaphthalene	ND	72	7.7	ug/kg	
106-47-8	4-Chloroaniline	ND	180	22	ug/kg	
86-74-8	Carbazole	ND	72	15	ug/kg	
218-01-9	Chrysene	ND	72	15	ug/kg	
111-91-1	bis(2-Chloroethoxy)methane	ND	72	8.3	ug/kg	
111-44-4	bis(2-Chloroethyl)ether	ND	72	6.9	ug/kg	
108-60-1	bis(2-Chloroisopropyl)ether	ND	72	16	ug/kg	
7005-72-3	4-Chlorophenyl phenyl ether	ND	72	9.1	ug/kg	
95-50-1	1,2-Dichlorobenzene	ND	72	10	ug/kg	
541-73-1	1,3-Dichlorobenzene	ND	72	10	ug/kg	
106-46-7	1,4-Dichlorobenzene	ND	72	7.1	ug/kg	
121-14-2	2,4-Dinitrotoluene	ND	72	16	ug/kg	
606-20-2	2,6-Dinitrotoluene	ND	72	13	ug/kg	
91-94-1	3,3'-Dichlorobenzidine	ND	180	19	ug/kg	
53-70-3	Dibenzo(a,h)anthracene	ND	72	18	ug/kg	
132-64-9	Dibenzofuran	ND	72	8.8	ug/kg	
84-74-2	Di-n-butyl phthalate	ND	72	13	ug/kg	
117-84-0	Di-n-octyl phthalate	ND	72	26	ug/kg	
84-66-2	Diethyl phthalate	ND	72	39	ug/kg	
131-11-3	Dimethyl phthalate	ND	72	9.7	ug/kg	
117-81-7	bis(2-Ethylhexyl)phthalate	ND	72	18	ug/kg	
206-44-0	Fluoranthene	ND	72	13	ug/kg	

ND = Not detected MDL - Method Detection Limit
RL = Reporting Limit
E = Indicates value exceeds calibration range
J = Indicates an estimated value
B = Indicates analyte found in associated method blank
N = Indicates presumptive evidence of a compound

Report of Analysis

Client Sample ID:	EP-5		
Lab Sample ID:	N40056-6	**Date Sampled:**	05/28/03
Matrix:	SO - Soil	**Date Received:**	05/28/03
Method:	SW846 8270C SW846 3550B	**Percent Solids:**	93.0
Project:	AK Allen, 255 East 2nd Street, Mineola, NY		

BN TCL List

CAS No.	Compound	Result	RL	MDL	Units	Q
86-73-7	Fluorene	ND	72	7.3	ug/kg	
118-74-1	Hexachlorobenzene	ND	72	11	ug/kg	
87-68-3	Hexachlorobutadiene	ND	72	11	ug/kg	
77-47-4	Hexachlorocyclopentadiene	ND	720	26	ug/kg	
67-72-1	Hexachloroethane	ND	180	11	ug/kg	
193-39-5	Indeno(1,2,3-cd)pyrene	ND	72	24	ug/kg	
78-59-1	Isophorone	ND	72	11	ug/kg	
91-57-6	2-Methylnaphthalene	ND	72	7.4	ug/kg	
88-74-4	2-Nitroaniline	ND	180	19	ug/kg	
99-09-2	3-Nitroaniline	ND	180	19	ug/kg	
100-01-6	4-Nitroaniline	ND	180	22	ug/kg	
91-20-3	Naphthalene	ND	72	7.3	ug/kg	
98-95-3	Nitrobenzene	ND	72	14	ug/kg	
621-64-7	N-Nitroso-di-n-propylamine	ND	72	14	ug/kg	
86-30-6	N-Nitrosodiphenylamine	ND	180	12	ug/kg	
85-01-8	Phenanthrene	ND	72	12	ug/kg	
129-00-0	Pyrene	ND	72	13	ug/kg	
120-82-1	1,2,4-Trichlorobenzene	ND	72	12	ug/kg	

CAS No.	Surrogate Recoveries	Run# 1	Run# 2	Limits
4165-60-0	Nitrobenzene-d5	65%		30-122%
321-60-8	2-Fluorobiphenyl	64%		39-112%
1718-51-0	Terphenyl-d14	63%		24-138%

CAS No.	Tentatively Identified Compounds	R.T.	Est. Conc.	Units	Q
	unknown	11.35	280	ug/kg	J
	alkane	11.46	320	ug/kg	J
	unknown	11.77	290	ug/kg	J
	alkane C19H40	14.11	360	ug/kg	J
	alkane	15.21	280	ug/kg	J
	unknown	16.54	300	ug/kg	J
	unknown	16.80	320	ug/kg	J
	alkane	22.29	430	ug/kg	J
	alkane	23.02	510	ug/kg	J
	alkane	23.73	270	ug/kg	J
	unknown	25.88	790	ug/kg	J
	unknown	26.51	710	ug/kg	J
	unknown	27.22	710	ug/kg	J

ND = Not detected MDL - Method Detection Limit J = Indicates an estimated value
RL = Reporting Limit B = Indicates analyte found in associated method blank
E = Indicates value exceeds calibration range N = Indicates presumptive evidence of a compound

Report of Analysis

Client Sample ID:	EP-5		
Lab Sample ID:	N40056-6	**Date Sampled:**	05/28/03
Matrix:	SO - Soil	**Date Received:**	05/28/03
Method:	SW846 8270C SW846 3550B	**Percent Solids:**	93.0
Project:	AK Allen, 255 East 2nd Street, Mineola, NY		

BN TCL List

CAS No.	Tentatively Identified Compounds	R.T.	Est. Conc.	Units	Q
	unknown	27.33	350	ug/kg	J
	alkane	28.22	400	ug/kg	J
	Total TIC, Semi-Volatile		6320	ug/kg	J

ND = Not detected MDL - Method Detection Limit
RL = Reporting Limit
E = Indicates value exceeds calibration range

J = Indicates an estimated value
B = Indicates analyte found in associated method blank
N = Indicates presumptive evidence of a compound

Accutest Laboratories

Report of Analysis

Client Sample ID:	EP-8		
Lab Sample ID:	N40056-9	**Date Sampled:**	05/28/03
Matrix:	SO - Soil	**Date Received:**	05/28/03
Method:	SW846 8270C SW846 3550B	**Percent Solids:**	88.0
Project:	AK Allen, 255 East 2nd Street, Mineola, NY		

	File ID	DF	Analyzed	By	Prep Date	Prep Batch	Analytical Batch
Run #1	Z01060.D	1	05/30/03	YW	05/28/03	OP13901	EZ42
Run #2							

	Initial Weight	Final Volume
Run #1	30.0 g	1.0 ml
Run #2		

BN TCL List

CAS No.	Compound	Result	RL	MDL	Units	Q
83-32-9	Acenaphthene	ND	76	8.8	ug/kg	
208-96-8	Acenaphthylene	ND	76	9.2	ug/kg	
120-12-7	Anthracene	ND	76	14	ug/kg	
56-55-3	Benzo(a)anthracene	ND	76	14	ug/kg	
50-32-8	Benzo(a)pyrene	ND	76	14	ug/kg	
205-99-2	Benzo(b)fluoranthene	ND	76	21	ug/kg	
191-24-2	Benzo(g,h,i)perylene	ND	76	17	ug/kg	
207-08-9	Benzo(k)fluoranthene	ND	76	8.3	ug/kg	
101-55-3	4-Bromophenyl phenyl ether	ND	76	12	ug/kg	
85-68-7	Butyl benzyl phthalate	ND	76	18	ug/kg	
91-58-7	2-Chloronaphthalene	ND	76	8.1	ug/kg	
106-47-8	4-Chloroaniline	ND	190	23	ug/kg	
86-74-8	Carbazole	ND	76	16	ug/kg	
218-01-9	Chrysene	ND	76	16	ug/kg	
111-91-1	bis(2-Chloroethoxy)methane	ND	76	8.8	ug/kg	
111-44-4	bis(2-Chloroethyl)ether	ND	76	7.3	ug/kg	
108-60-1	bis(2-Chloroisopropyl)ether	ND	76	17	ug/kg	
7005-72-3	4-Chlorophenyl phenyl ether	ND	76	9.6	ug/kg	
95-50-1	1,2-Dichlorobenzene	ND	76	11	ug/kg	
541-73-1	1,3-Dichlorobenzene	ND	76	11	ug/kg	
106-46-7	1,4-Dichlorobenzene	ND	76	7.5	ug/kg	
121-14-2	2,4-Dinitrotoluene	ND	76	17	ug/kg	
606-20-2	2,6-Dinitrotoluene	ND	76	13	ug/kg	
91-94-1	3,3'-Dichlorobenzidine	ND	190	20	ug/kg	
53-70-3	Dibenzo(a,h)anthracene	ND	76	19	ug/kg	
132-64-9	Dibenzofuran	ND	76	9.3	ug/kg	
84-74-2	Di-n-butyl phthalate	ND	76	14	ug/kg	
117-84-0	Di-n-octyl phthalate	ND	76	27	ug/kg	
84-66-2	Diethyl phthalate	ND	76	41	ug/kg	
131-11-3	Dimethyl phthalate	ND	76	10	ug/kg	
117-81-7	bis(2-Ethylhexyl)phthalate	ND	76	19	ug/kg	
206-44-0	Fluoranthene	ND	76	14	ug/kg	

82

ND = Not detected MDL - Method Detection Limit
RL = Reporting Limit
E = Indicates value exceeds calibration range

J = Indicates an estimated value
B = Indicates analyte found in associated method blank
N = Indicates presumptive evidence of a compound

Report of Analysis

Client Sample ID:	EP-8		
Lab Sample ID:	N40056-9	**Date Sampled:**	05/28/03
Matrix:	SO - Soil	**Date Received:**	05/28/03
Method:	SW846 8270C SW846 3550B	**Percent Solids:**	88.0
Project:	AK Allen, 255 East 2nd Street, Mineola, NY		

BN TCL List

CAS No.	Compound	Result	RL	MDL	Units	Q
86-73-7	Fluorene	ND	76	7.7	ug/kg	
118-74-1	Hexachlorobenzene	ND	76	11	ug/kg	
87-68-3	Hexachlorobutadiene	ND	76	11	ug/kg	
77-47-4	Hexachlorocyclopentadiene	ND	760	27	ug/kg	
67-72-1	Hexachloroethane	ND	190	12	ug/kg	
193-39-5	Indeno(1,2,3-cd)pyrene	ND	76	26	ug/kg	
78-59-1	Isophorone	ND	76	11	ug/kg	
91-57-6	2-Methylnaphthalene	ND	76	7.8	ug/kg	
88-74-4	2-Nitroaniline	ND	190	20	ug/kg	
99-09-2	3-Nitroaniline	ND	190	20	ug/kg	
100-01-6	4-Nitroaniline	ND	190	24	ug/kg	
91-20-3	Naphthalene	ND	76	7.7	ug/kg	
98-95-3	Nitrobenzene	ND	76	14	ug/kg	
621-64-7	N-Nitroso-di-n-propylamine	ND	76	15	ug/kg	
86-30-6	N-Nitrosodiphenylamine	ND	190	13	ug/kg	
85-01-8	Phenanthrene	ND	76	12	ug/kg	
129-00-0	Pyrene	ND	76	13	ug/kg	
120-82-1	1,2,4-Trichlorobenzene	ND	76	13	ug/kg	

CAS No.	Surrogate Recoveries	Run# 1	Run# 2	Limits
4165-60-0	Nitrobenzene-d5	64%		30-122%
321-60-8	2-Fluorobiphenyl	61%		39-112%
1718-51-0	Terphenyl-d14	64%		24-138%

CAS No.	Tentatively Identified Compounds	R.T.	Est. Conc.	Units	Q
	system artifact	4.06	~~1700~~ U	ug/kg	J
	system artifact/aldol-condensation	5.14	~~34000~~ U	ug/kg	J
	alkane	20.62	240	ug/kg	J
	alkane	21.41	430	ug/kg	J
	alkane	22.18	530	ug/kg	J
	alkane	22.92	590	ug/kg	J
	alkane	23.63	570	ug/kg	J
	alkane	24.32	560	ug/kg	J
	alkane	24.98	480	ug/kg	J
	alkane	25.63	380	ug/kg	J
	alkane	26.36	410	ug/kg	J
	unknown	27.11	1100	ug/kg	J
	alkane	27.18	280	ug/kg	J

83

ND = Not detected MDL - Method Detection Limit J = Indicates an estimated value
RL = Reporting Limit B = Indicates analyte found in associated method blank
E = Indicates value exceeds calibration range N = Indicates presumptive evidence of a compound

Report of Analysis

Client Sample ID:	EP-8		
Lab Sample ID:	N40056-9	**Date Sampled:**	05/28/03
Matrix:	SO - Soil	**Date Received:**	05/28/03
Method:	SW846 8270C SW846 3550B	**Percent Solids:**	88.0
Project:	AK Allen, 255 East 2nd Street, Mineola, NY		

BN TCL List

CAS No.	Tentatively Identified Compounds	R.T.	Est. Conc.	Units	Q
	Total TIC, Semi-Volatile		5570	ug/kg	J

ND = Not detected MDL - Method Detection Limit
RL = Reporting Limit
E = Indicates value exceeds calibration range

J = Indicates an estimated value
B = Indicates analyte found in associated method blank
N = Indicates presumptive evidence of a compound

Accutest Laboratories

Report of Analysis

Client Sample ID:	EP-10		
Lab Sample ID:	N40056-11	**Date Sampled:**	05/28/03
Matrix:	SO - Soil	**Date Received:**	05/28/03
Method:	SW846 8270C SW846 3550B	**Percent Solids:**	96.2
Project:	AK Allen, 255 East 2nd Street, Mineola, NY		

	File ID	DF	Analyzed	By	Prep Date	Prep Batch	Analytical Batch
Run #1	P00991.D	1	05/29/03	ENZ	05/28/03	OP13901	EP48
Run #2							

	Initial Weight	Final Volume
Run #1	30.0 g	1.0 ml
Run #2		

BN TCL List

CAS No.	Compound	Result	RL	MDL	Units	Q
83-32-9	Acenaphthene	ND	69	8.0	ug/kg	
208-96-8	Acenaphthylene	ND	69	8.4	ug/kg	
120-12-7	Anthracene	ND	69	13	ug/kg	
56-55-3	Benzo(a)anthracene	ND	69	12	ug/kg	
50-32-8	Benzo(a)pyrene	ND	69	12	ug/kg	
205-99-2	Benzo(b)fluoranthene	ND	69	19	ug/kg	
191-24-2	Benzo(g,h,i)perylene	ND	69	16	ug/kg	
207-08-9	Benzo(k)fluoranthene	ND	69	7.6	ug/kg	
101-55-3	4-Bromophenyl phenyl ether	ND	69	11	ug/kg	
85-68-7	Butyl benzyl phthalate	ND	69	17	ug/kg	
91-58-7	2-Chloronaphthalene	ND	69	7.4	ug/kg	
106-47-8	4-Chloroaniline	ND	170	21	ug/kg	
86-74-8	Carbazole	ND	69	14	ug/kg	
218-01-9	Chrysene	ND	69	15	ug/kg	
111-91-1	bis(2-Chloroethoxy)methane	ND	69	8.0	ug/kg	
111-44-4	bis(2-Chloroethyl)ether	ND	69	6.7	ug/kg	
108-60-1	bis(2-Chloroisopropyl)ether	ND	69	16	ug/kg	
7005-72-3	4-Chlorophenyl phenyl ether	ND	69	8.8	ug/kg	
95-50-1	1,2-Dichlorobenzene	ND	69	9.8	ug/kg	
541-73-1	1,3-Dichlorobenzene	ND	69	9.9	ug/kg	
106-46-7	1,4-Dichlorobenzene	ND	69	6.9	ug/kg	
121-14-2	2,4-Dinitrotoluene	ND	69	16	ug/kg	
606-20-2	2,6-Dinitrotoluene	ND	69	12	ug/kg	
91-94-1	3,3'-Dichlorobenzidine	ND	170	18	ug/kg	
53-70-3	Dibenzo(a,h)anthracene	ND	69	18	ug/kg	
132-64-9	Dibenzofuran	ND	69	8.5	ug/kg	
84-74-2	Di-n-butyl phthalate	ND	69	13	ug/kg	
117-84-0	Di-n-octyl phthalate	ND	69	25	ug/kg	
84-66-2	Diethyl phthalate	ND	69	37	ug/kg	
131-11-3	Dimethyl phthalate	ND	69	9.4	ug/kg	
117-81-7	bis(2-Ethylhexyl)phthalate	ND	69	17	ug/kg	
206-44-0	Fluoranthene	ND	69	13	ug/kg	

97

ND = Not detected MDL - Method Detection Limit
RL = Reporting Limit
E = Indicates value exceeds calibration range

J = Indicates an estimated value
B = Indicates analyte found in associated method blank
N = Indicates presumptive evidence of a compound

Report of Analysis

Client Sample ID:	EP-10		
Lab Sample ID:	N40056-11	**Date Sampled:**	05/28/03
Matrix:	SO - Soil	**Date Received:**	05/28/03
Method:	SW846 8270C SW846 3550B	**Percent Solids:**	96.2
Project:	AK Allen, 255 East 2nd Street, Mineola, NY		

BN TCL List

CAS No.	Compound	Result	RL	MDL	Units	Q
86-73-7	Fluorene	ND	69	7.1	ug/kg	
118-74-1	Hexachlorobenzene	ND	69	10	ug/kg	
87-68-3	Hexachlorobutadiene	ND	69	10	ug/kg	
77-47-4	Hexachlorocyclopentadiene	ND UJ	690	25	ug/kg	
67-72-1	Hexachloroethane	ND	170	11	ug/kg	
193-39-5	Indeno(1,2,3-cd)pyrene	ND	69	23	ug/kg	
78-59-1	Isophorone	ND	69	10	ug/kg	
91-57-6	2-Methylnaphthalene	ND	69	7.1	ug/kg	
88-74-4	2-Nitroaniline	ND	170	18	ug/kg	
99-09-2	3-Nitroaniline	ND	170	19	ug/kg	
100-01-6	4-Nitroaniline	ND	170	22	ug/kg	
91-20-3	Naphthalene	ND	69	7.0	ug/kg	
98-95-3	Nitrobenzene	ND	69	13	ug/kg	
621-64-7	N-Nitroso-di-n-propylamine	ND	69	14	ug/kg	
86-30-6	N-Nitrosodiphenylamine	ND	170	12	ug/kg	
85-01-8	Phenanthrene	ND	69	11	ug/kg	
129-00-0	Pyrene	ND	69	12	ug/kg	
120-82-1	1,2,4-Trichlorobenzene	ND	69	12	ug/kg	

CAS No.	Surrogate Recoveries	Run# 1	Run# 2	Limits
4165-60-0	Nitrobenzene-d5	75%		30-122%
321-60-8	2-Fluorobiphenyl	76%		39-112%
1718-51-0	Terphenyl-d14	79%		24-138%

CAS No.	Tentatively Identified Compounds	R.T.	Est. Conc.	Units	Q
	system artifact/aldol-condensation	3.49	~~1600~~ U	ug/kg	J
	system artifact/aldol-condensation	4.40	~~41000~~ U	ug/kg	J
	alkane	19.42	200	ug/kg	J
	alkane	20.98	440	ug/kg	J
	alkane	21.71	500	ug/kg	J
	alkane	22.42	710	ug/kg	J
	alkane	23.11	700	ug/kg	J
	alkane	23.77	520	ug/kg	J
	alkane	24.41	470	ug/kg	J
	alkane	25.03	340	ug/kg	J
	alkane	25.65	230	ug/kg	J
	alkane	26.35	150	ug/kg	J
	Total TIC, Semi-Volatile		4260	ug/kg	J

98

ND = Not detected MDL - Method Detection Limit
RL = Reporting Limit
E = Indicates value exceeds calibration range

J = Indicates an estimated value
B = Indicates analyte found in associated method blank
N = Indicates presumptive evidence of a compound

Accutest Laboratories

Report of Analysis

Client Sample ID:	EP-11		
Lab Sample ID:	N40056-12	**Date Sampled:**	05/28/03
Matrix:	SO - Soil	**Date Received:**	05/28/03
Method:	SW846 8270C SW846 3550B	**Percent Solids:**	87.4
Project:	AK Allen, 255 East 2nd Street, Mineola, NY		

	File ID	DF	Analyzed	By	Prep Date	Prep Batch	Analytical Batch
Run #1	P00992.D	1	05/30/03	ENZ	05/28/03	OP13901	EP48
Run #2							

	Initial Weight	Final Volume
Run #1	30.0 g	1.0 ml
Run #2		

BN TCL List

CAS No.	Compound	Result	RL	MDL	Units	Q
83-32-9	Acenaphthene	ND	76	8.8	ug/kg	
208-96-8	Acenaphthylene	ND	76	9.3	ug/kg	
120-12-7	Anthracene	ND	76	15	ug/kg	
56-55-3	Benzo(a)anthracene	ND	76	14	ug/kg	
50-32-8	Benzo(a)pyrene	ND	76	14	ug/kg	
205-99-2	Benzo(b)fluoranthene	ND	76	21	ug/kg	
191-24-2	Benzo(g,h,i)perylene	ND	76	17	ug/kg	
207-08-9	Benzo(k)fluoranthene	ND	76	8.4	ug/kg	
101-55-3	4-Bromophenyl phenyl ether	ND	76	12	ug/kg	
85-68-7	Butyl benzyl phthalate	ND	76	19	ug/kg	
91-58-7	2-Chloronaphthalene	ND	76	8.2	ug/kg	
106-47-8	4-Chloroaniline	ND	190	23	ug/kg	
86-74-8	Carbazole	ND	76	16	ug/kg	
218-01-9	Chrysene	ND	76	16	ug/kg	
111-91-1	bis(2-Chloroethoxy)methane	ND	76	8.8	ug/kg	
111-44-4	bis(2-Chloroethyl)ether	ND	76	7.4	ug/kg	
108-60-1	bis(2-Chloroisopropyl)ether	ND	76	17	ug/kg	
7005-72-3	4-Chlorophenyl phenyl ether	ND	76	9.6	ug/kg	
95-50-1	1,2-Dichlorobenzene	ND	76	11	ug/kg	
541-73-1	1,3-Dichlorobenzene	ND	76	11	ug/kg	
106-46-7	1,4-Dichlorobenzene	ND	76	7.6	ug/kg	
121-14-2	2,4-Dinitrotoluene	ND	76	17	ug/kg	
606-20-2	2,6-Dinitrotoluene	ND	76	13	ug/kg	
91-94-1	3,3'-Dichlorobenzidine	ND	190	20	ug/kg	
53-70-3	Dibenzo(a,h)anthracene	ND	76	19	ug/kg	
132-64-9	Dibenzofuran	ND	76	9.4	ug/kg	
84-74-2	Di-n-butyl phthalate	ND	76	14	ug/kg	
117-84-0	Di-n-octyl phthalate	ND	76	27	ug/kg	
84-66-2	Diethyl phthalate	ND	76	41	ug/kg	
131-11-3	Dimethyl phthalate	ND	76	10	ug/kg	
117-81-7	bis(2-Ethylhexyl)phthalate	ND	76	19	ug/kg	
206-44-0	Fluoranthene	ND	76	14	ug/kg	

ND = Not detected MDL - Method Detection Limit
RL = Reporting Limit
E = Indicates value exceeds calibration range
J = Indicates an estimated value
B = Indicates analyte found in associated method blank
N = Indicates presumptive evidence of a compound

Report of Analysis

Client Sample ID:	EP-11		
Lab Sample ID:	N40056-12	**Date Sampled:**	05/28/03
Matrix:	SO - Soil	**Date Received:**	05/28/03
Method:	SW846 8270C SW846 3550B	**Percent Solids:**	87.4
Project:	AK Allen, 255 East 2nd Street, Mineola, NY		

BN TCL List

CAS No.	Compound	Result	RL	MDL	Units	Q
86-73-7	Fluorene	ND	76	7.8	ug/kg	
118-74-1	Hexachlorobenzene	ND	76	12	ug/kg	
87-68-3	Hexachlorobutadiene	ND	76	11	ug/kg	
77-47-4	Hexachlorocyclopentadiene	ND UJ	760	27	ug/kg	
67-72-1	Hexachloroethane	ND	190	12	ug/kg	
193-39-5	Indeno(1,2,3-cd)pyrene	ND	76	26	ug/kg	
78-59-1	Isophorone	ND	76	11	ug/kg	
91-57-6	2-Methylnaphthalene	ND	76	7.9	ug/kg	
88-74-4	2-Nitroaniline	ND	190	20	ug/kg	
99-09-2	3-Nitroaniline	ND	190	20	ug/kg	
100-01-6	4-Nitroaniline	ND	190	24	ug/kg	
91-20-3	Naphthalene	ND	76	7.7	ug/kg	
98-95-3	Nitrobenzene	ND	76	14	ug/kg	
621-64-7	N-Nitroso-di-n-propylamine	ND	76	15	ug/kg	
86-30-6	N-Nitrosodiphenylamine	ND	190	13	ug/kg	
85-01-8	Phenanthrene	ND	76	12	ug/kg	
129-00-0	Pyrene	ND	76	13	ug/kg	
120-82-1	1,2,4-Trichlorobenzene	ND	76	13	ug/kg	

CAS No.	Surrogate Recoveries	Run# 1	Run# 2	Limits
4165-60-0	Nitrobenzene-d5	68%		30-122%
321-60-8	2-Fluorobiphenyl	74%		39-112%
1718-51-0	Terphenyl-d14	73%		24-138%

CAS No.	Tentatively Identified Compounds	R.T.	Est. Conc.	Units	Q
	system artifact/aldol-condensation	3.49	~~1500~~ U	ug/kg	J
	system artifact/aldol-condensation	4.38	~~41000~~ U	ug/kg	J
	alkane	12.93	190	ug/kg	J
	alkane	14.97	190	ug/kg	J
	alkane	15.93	210	ug/kg	J
	alkane	19.44	230	ug/kg	J
	alkane	21.00	530	ug/kg	J
	alkane	21.74	620	ug/kg	J
	alkane	22.45	850	ug/kg	J
	unknown	22.97	190	ug/kg	J
	alkane	23.13	770	ug/kg	J
	alkane	23.79	550	ug/kg	J
	alkane	24.43	1100	ug/kg	J

ND = Not detected MDL - Method Detection Limit
RL = Reporting Limit
E = Indicates value exceeds calibration range
J = Indicates an estimated value
B = Indicates analyte found in associated method blank
N = Indicates presumptive evidence of a compound

Report of Analysis

Client Sample ID:	EP-11		
Lab Sample ID:	N40056-12	**Date Sampled:**	05/28/03
Matrix:	SO - Soil	**Date Received:**	05/28/03
Method:	SW846 8270C SW846 3550B	**Percent Solids:**	87.4
Project:	AK Allen, 255 East 2nd Street, Mineola, NY		

BN TCL List

CAS No.	Tentatively Identified Compounds	R.T.	Est. Conc.	Units	Q
	unknown	24.93	310	ug/kg	J
	alkane	25.05	280	ug/kg	J
	unknown	25.49	800	ug/kg	J
	alkane	25.67	440	ug/kg	J
	Total TIC, Semi-Volatile		7260	ug/kg	J

ND = Not detected MDL - Method Detection Limit
RL = Reporting Limit
E = Indicates value exceeds calibration range

J = Indicates an estimated value
B = Indicates analyte found in associated method blank
N = Indicates presumptive evidence of a compound

Accutest Laboratories

Report of Analysis

Client Sample ID:	FB-5/28		
Lab Sample ID:	N40056-13	**Date Sampled:**	05/28/03
Matrix:	AQ - Field Blank Soil	**Date Received:**	05/28/03
Method:	SW846 8270C SW846 3510C	**Percent Solids:**	n/a
Project:	AK Allen, 255 East 2nd Street, Mineola, NY		

	File ID	DF	Analyzed	By	Prep Date	Prep Batch	Analytical Batch
Run #1	Z01056.D	1	05/29/03	YW	05/29/03	OP13887	EZ42
Run #2							

	Initial Volume	Final Volume
Run #1	1000 ml	1.0 ml
Run #2		

BN TCL List

CAS No.	Compound	Result	RL	MDL	Units	Q
83-32-9	Acenaphthene	ND	2.0	0.25	ug/l	
208-96-8	Acenaphthylene	ND	2.0	0.18	ug/l	
120-12-7	Anthracene	ND	2.0	0.22	ug/l	
56-55-3	Benzo(a)anthracene	ND	2.0	0.31	ug/l	
50-32-8	Benzo(a)pyrene	ND	2.0	0.33	ug/l	
205-99-2	Benzo(b)fluoranthene	ND	2.0	0.41	ug/l	
191-24-2	Benzo(g,h,i)perylene	ND	2.0	0.38	ug/l	
207-08-9	Benzo(k)fluoranthene	ND	2.0	0.40	ug/l	
101-55-3	4-Bromophenyl phenyl ether	ND	2.0	0.25	ug/l	
85-68-7	Butyl benzyl phthalate	ND	2.0	0.30	ug/l	
91-58-7	2-Chloronaphthalene	ND	5.0	0.28	ug/l	
106-47-8	4-Chloroaniline	ND	5.0	0.41	ug/l	
86-74-8	Carbazole	ND	2.0	0.32	ug/l	
218-01-9	Chrysene	ND	2.0	0.34	ug/l	
111-91-1	bis(2-Chloroethoxy)methane	ND	2.0	0.22	ug/l	
111-44-4	bis(2-Chloroethyl)ether	ND	2.0	0.29	ug/l	
108-60-1	bis(2-Chloroisopropyl)ether	ND	2.0	0.46	ug/l	
7005-72-3	4-Chlorophenyl phenyl ether	ND	2.0	0.24	ug/l	
95-50-1	1,2-Dichlorobenzene	ND	2.0	0.32	ug/l	
541-73-1	1,3-Dichlorobenzene	ND	2.0	0.30	ug/l	
106-46-7	1,4-Dichlorobenzene	ND	2.0	0.28	ug/l	
121-14-2	2,4-Dinitrotoluene	ND	2.0	0.36	ug/l	
606-20-2	2,6-Dinitrotoluene	ND	2.0	0.33	ug/l	
91-94-1	3,3'-Dichlorobenzidine	ND	5.0	0.43	ug/l	
53-70-3	Dibenzo(a,h)anthracene	ND	2.0	0.39	ug/l	
132-64-9	Dibenzofuran	ND	5.0	0.26	ug/l	
84-74-2	Di-n-butyl phthalate	ND	2.0	0.24	ug/l	
117-84-0	Di-n-octyl phthalate	ND	2.0	0.55	ug/l	
84-66-2	Diethyl phthalate	ND	2.0	0.31	ug/l	
131-11-3	Dimethyl phthalate	ND	2.0	0.24	ug/l	
117-81-7	bis(2-Ethylhexyl)phthalate	ND	2.0	0.43	ug/l	
206-44-0	Fluoranthene	ND	2.0	0.31	ug/l	

ND = Not detected MDL - Method Detection Limit
RL = Reporting Limit
E = Indicates value exceeds calibration range
J = Indicates an estimated value
B = Indicates analyte found in associated method blank
N = Indicates presumptive evidence of a compound

Report of Analysis

Client Sample ID:	FB-5/28		
Lab Sample ID:	N40056-13	**Date Sampled:**	05/28/03
Matrix:	AQ - Field Blank Soil	**Date Received:**	05/28/03
Method:	SW846 8270C SW846 3510C	**Percent Solids:**	n/a
Project:	AK Allen, 255 East 2nd Street, Mineola, NY		

BN TCL List

CAS No.	Compound	Result	RL	MDL	Units	Q
86-73-7	Fluorene	ND	2.0	0.23	ug/l	
118-74-1	Hexachlorobenzene	ND	2.0	0.28	ug/l	
87-68-3	Hexachlorobutadiene	ND	2.0	1.1	ug/l	
77-47-4	Hexachlorocyclopentadiene	ND	20	1.5	ug/l	
67-72-1	Hexachloroethane	ND	5.0	0.66	ug/l	
193-39-5	Indeno(1,2,3-cd)pyrene	ND	2.0	0.79	ug/l	
78-59-1	Isophorone	ND	2.0	0.24	ug/l	
91-57-6	2-Methylnaphthalene	ND	2.0	0.32	ug/l	
88-74-4	2-Nitroaniline	ND	5.0	0.53	ug/l	
99-09-2	3-Nitroaniline	ND	5.0	0.94	ug/l	
100-01-6	4-Nitroaniline	ND	5.0	0.55	ug/l	
91-20-3	Naphthalene	ND	2.0	0.24	ug/l	
98-95-3	Nitrobenzene	ND	2.0	0.45	ug/l	
621-64-7	N-Nitroso-di-n-propylamine	ND	2.0	0.42	ug/l	
86-30-6	N-Nitrosodiphenylamine	ND	5.0	0.24	ug/l	
85-01-8	Phenanthrene	ND	2.0	0.18	ug/l	
129-00-0	Pyrene	ND	2.0	0.27	ug/l	
120-82-1	1,2,4-Trichlorobenzene	ND	2.0	0.28	ug/l	

CAS No.	Surrogate Recoveries	Run# 1	Run# 2	Limits
4165-60-0	Nitrobenzene-d5	71%		34-122%
321-60-8	2-Fluorobiphenyl	64%		38-113%
1718-51-0	Terphenyl-d14	63%		29-119%

CAS No.	Tentatively Identified Compounds	R.T.	Est. Conc.	Units	Q
	Total TIC, Semi-Volatile		0	ug/l	

ND = Not detected MDL - Method Detection Limit
RL = Reporting Limit
E = Indicates value exceeds calibration range
J = Indicates an estimated value
B = Indicates analyte found in associated method blank
N = Indicates presumptive evidence of a compound

Accutest Laboratories

Report of Analysis

Client Sample ID:	EP-1		
Lab Sample ID:	N40056-1	**Date Sampled:**	05/27/03
Matrix:	SO - Soil	**Date Received:**	05/28/03
		Percent Solids:	92.3
Project:	AK Allen, 255 East 2nd Street, Mineola, NY		

Metals Analysis

Analyte	Result	RL	Units	DF	Prep	Analyzed	By	Method	Prep Method
Arsenic	1.6 J	1.1	mg/kg	1	05/29/03	05/29/03	ND	SW846 6010B	SW846 3050B
Barium	<22	22	mg/kg	1	05/29/03	05/29/03	ND	SW846 6010B	SW846 3050B
Cadmium	1.6	0.55	mg/kg	1	05/29/03	05/29/03	ND	SW846 6010B	SW846 3050B
Chromium	5.9	1.1	mg/kg	1	05/29/03	05/29/03	ND	SW846 6010B	SW846 3050B
Lead	53.4	1.1	mg/kg	1	05/29/03	05/29/03	ND	SW846 6010B	SW846 3050B
Mercury	<0.033	0.033	mg/kg	1	05/30/03	05/30/03	ST	SW846 7471A	SW846 7471A
Selenium	<1.1	1.1	mg/kg	1	05/29/03	05/29/03	ND	SW846 6010B	SW846 3050B
Silver	<1.1	1.1	mg/kg	1	05/29/03	05/29/03	ND	SW846 6010B	SW846 3050B

RL = Reporting Limit

Accutest Laboratories

Report of Analysis

Client Sample ID:	EP-2		
Lab Sample ID:	N40056-2	**Date Sampled:**	05/28/03
Matrix:	SO - Soil	**Date Received:**	05/28/03
		Percent Solids:	75.6
Project:	AK Allen, 255 East 2nd Street, Mineola, NY		

Metals Analysis

Analyte	Result	RL	Units	DF	Prep	Analyzed	By	Method	Prep Method
Arsenic	10.4 J	1.3	mg/kg	1	05/29/03	05/29/03	ND	SW846 6010B	SW846 3050B
Barium	268	27	mg/kg	1	05/29/03	05/29/03	ND	SW846 6010B	SW846 3050B
Cadmium	8.1	0.67	mg/kg	1	05/29/03	05/29/03	ND	SW846 6010B	SW846 3050B
Chromium	1910	1.3	mg/kg	1	05/29/03	05/29/03	ND	SW846 6010B	SW846 3050B
Lead	768	1.3	mg/kg	1	05/29/03	05/29/03	ND	SW846 6010B	SW846 3050B
Mercury	0.59	0.042	mg/kg	1	05/30/03	05/30/03	ST	SW846 7471A	SW846 7471A
Selenium	2.7	1.3	mg/kg	1	05/29/03	05/29/03	ND	SW846 6010B	SW846 3050B
Silver	1.8	1.3	mg/kg	1	05/29/03	05/29/03	ND	SW846 6010B	SW846 3050B

RL = Reporting Limit

Accutest Laboratories

Report of Analysis

Client Sample ID:	EP-3		
Lab Sample ID:	N40056-3	**Date Sampled:**	05/28/03
Matrix:	SO - Soil	**Date Received:**	05/28/03
		Percent Solids:	87.9
Project:	AK Allen, 255 East 2nd Street, Mineola, NY		

Metals Analysis

Analyte	Result	RL	Units	DF	Prep	Analyzed	By	Method	Prep Method
Arsenic	4.9 J	1.1	mg/kg	1	05/29/03	05/29/03	ND	SW846 6010B	SW846 3050B
Barium	90.5	23	mg/kg	1	05/29/03	05/29/03	ND	SW846 6010B	SW846 3050B
Cadmium	1.2	0.56	mg/kg	1	05/29/03	05/29/03	ND	SW846 6010B	SW846 3050B
Chromium	132	1.1	mg/kg	1	05/29/03	05/29/03	ND	SW846 6010B	SW846 3050B
Lead	171	1.1	mg/kg	1	05/29/03	05/29/03	ND	SW846 6010B	SW846 3050B
Mercury	0.46	0.036	mg/kg	1	05/30/03	05/30/03	ST	SW846 7471A	SW846 7471A
Selenium	<1.1	1.1	mg/kg	1	05/29/03	05/29/03	ND	SW846 6010B	SW846 3050B
Silver	<1.1	1.1	mg/kg	1	05/29/03	05/29/03	ND	SW846 6010B	SW846 3050B

RL = Reporting Limit

Accutest Laboratories

Report of Analysis

Client Sample ID:	EP-3D		
Lab Sample ID:	N40056-4	**Date Sampled:**	05/28/03
Matrix:	SO - Soil	**Date Received:**	05/28/03
		Percent Solids:	86.7
Project:	AK Allen, 255 East 2nd Street, Mineola, NY		

Metals Analysis

Analyte	Result	RL	Units	DF	Prep	Analyzed	By	Method	Prep Method
Arsenic	9.9 J	1.1	mg/kg	1	05/29/03	05/29/03	ND	SW846 6010B	SW846 3050B
Barium	83.9	23	mg/kg	1	05/29/03	05/29/03	ND	SW846 6010B	SW846 3050B
Cadmium	2.0	0.57	mg/kg	1	05/29/03	05/29/03	ND	SW846 6010B	SW846 3050B
Chromium	105	1.1	mg/kg	1	05/29/03	05/29/03	ND	SW846 6010B	SW846 3050B
Lead	175	1.1	mg/kg	1	05/29/03	05/29/03	ND	SW846 6010B	SW846 3050B
Mercury	0.34	0.035	mg/kg	1	05/30/03	05/30/03	ST	SW846 7471A	SW846 7471A
Selenium	<1.1	1.1	mg/kg	1	05/29/03	05/29/03	ND	SW846 6010B	SW846 3050B
Silver	<1.1	1.1	mg/kg	1	05/29/03	05/29/03	ND	SW846 6010B	SW846 3050B

RL = Reporting Limit

Accutest Laboratories

Report of Analysis

Client Sample ID:	EP-4		
Lab Sample ID:	N40056-5	**Date Sampled:**	05/28/03
Matrix:	SO - Soil	**Date Received:**	05/28/03
		Percent Solids:	81.7
Project:	AK Allen, 255 East 2nd Street, Mineola, NY		

Metals Analysis

Analyte	Result	RL	Units	DF	Prep	Analyzed	By	Method	Prep Method
Arsenic	12.2 J	1.2	mg/kg	1	05/29/03	05/29/03	ND	SW846 6010B	SW846 3050B
Barium	147	24	mg/kg	1	05/29/03	05/29/03	ND	SW846 6010B	SW846 3050B
Cadmium	25.1	0.60	mg/kg	1	05/29/03	05/29/03	ND	SW846 6010B	SW846 3050B
Chromium	1220	1.2	mg/kg	1	05/29/03	05/29/03	ND	SW846 6010B	SW846 3050B
Lead	697	1.2	mg/kg	1	05/29/03	05/29/03	ND	SW846 6010B	SW846 3050B
Mercury	2.7	0.19	mg/kg	5	05/30/03	05/30/03	ST	SW846 7471A	SW846 7471A
Selenium	2.2	1.2	mg/kg	1	05/29/03	05/29/03	ND	SW846 6010B	SW846 3050B
Silver	1.8	1.2	mg/kg	1	05/29/03	05/29/03	ND	SW846 6010B	SW846 3050B

RL = Reporting Limit

Accutest Laboratories

Report of Analysis

Client Sample ID:	EP-5		
Lab Sample ID:	N40056-6	**Date Sampled:**	05/28/03
Matrix:	SO - Soil	**Date Received:**	05/28/03
		Percent Solids:	93.0
Project:	AK Allen, 255 East 2nd Street, Mineola, NY		

Metals Analysis

Analyte	Result	RL	Units	DF	Prep	Analyzed	By	Method	Prep Method
Arsenic	1.7 J	1.1	mg/kg	1	05/29/03	05/29/03	ND	SW846 6010B	SW846 3050B
Barium	28.8	22	mg/kg	1	05/29/03	05/29/03	ND	SW846 6010B	SW846 3050B
Cadmium	<0.54	0.54	mg/kg	1	05/29/03	05/29/03	ND	SW846 6010B	SW846 3050B
Chromium	8.2	1.1	mg/kg	1	05/29/03	05/29/03	ND	SW846 6010B	SW846 3050B
Lead	3.2	1.1	mg/kg	1	05/29/03	05/29/03	ND	SW846 6010B	SW846 3050B
Mercury	<0.033	0.033	mg/kg	1	05/30/03	05/30/03	ST	SW846 7471A	SW846 7471A
Selenium	<1.1	1.1	mg/kg	1	05/29/03	05/29/03	ND	SW846 6010B	SW846 3050B
Silver	<1.1	1.1	mg/kg	1	05/29/03	05/29/03	ND	SW846 6010B	SW846 3050B

RL = Reporting Limit

Accutest Laboratories

Report of Analysis

Client Sample ID:	EP-8		
Lab Sample ID:	N40056-9	**Date Sampled:**	05/28/03
Matrix:	SO - Soil	**Date Received:**	05/28/03
		Percent Solids:	88.0
Project:	AK Allen, 255 East 2nd Street, Mineola, NY		

Metals Analysis

Analyte	Result	RL	Units	DF	Prep	Analyzed	By	Method	Prep Method
Arsenic	3.9 J	1.1	mg/kg	1	05/29/03	05/29/03	ND	SW846 6010B	SW846 3050B
Barium	<23	23	mg/kg	1	05/29/03	05/29/03	ND	SW846 6010B	SW846 3050B
Cadmium	<0.57	0.57	mg/kg	1	05/29/03	05/29/03	ND	SW846 6010B	SW846 3050B
Chromium	22.6	1.1	mg/kg	1	05/29/03	05/29/03	ND	SW846 6010B	SW846 3050B
Lead	9.4	1.1	mg/kg	1	05/29/03	05/29/03	ND	SW846 6010B	SW846 3050B
Mercury	<0.036	0.036	mg/kg	1	05/30/03	05/30/03	ST	SW846 7471A	SW846 7471A
Selenium	<1.1	1.1	mg/kg	1	05/29/03	05/29/03	ND	SW846 6010B	SW846 3050B
Silver	<1.1	1.1	mg/kg	1	05/29/03	05/29/03	ND	SW846 6010B	SW846 3050B

RL = Reporting Limit

Accutest Laboratories

Report of Analysis

Client Sample ID:	EP-10		
Lab Sample ID:	N40056-11	**Date Sampled:**	05/28/03
Matrix:	SO - Soil	**Date Received:**	05/28/03
		Percent Solids:	96.2
Project:	AK Allen, 255 East 2nd Street, Mineola, NY		

Metals Analysis

Analyte	Result	RL	Units	DF	Prep	Analyzed	By	Method	Prep Method
Arsenic	1.6 J	1.0	mg/kg	1	05/29/03	05/29/03	ND	SW846 6010B	SW846 3050B
Barium	<21	21	mg/kg	1	05/29/03	05/29/03	ND	SW846 6010B	SW846 3050B
Cadmium	<0.52	0.52	mg/kg	1	05/29/03	05/29/03	ND	SW846 6010B	SW846 3050B
Chromium	5.0	1.0	mg/kg	1	05/29/03	05/29/03	ND	SW846 6010B	SW846 3050B
Lead	1.8	1.0	mg/kg	1	05/29/03	05/29/03	ND	SW846 6010B	SW846 3050B
Mercury	<0.030	0.030	mg/kg	1	05/30/03	05/30/03	ST	SW846 7471A	SW846 7471A
Selenium	<1.0	1.0	mg/kg	1	05/29/03	05/29/03	ND	SW846 6010B	SW846 3050B
Silver	<1.0	1.0	mg/kg	1	05/29/03	05/29/03	ND	SW846 6010B	SW846 3050B

RL = Reporting Limit

Accutest Laboratories

Report of Analysis

Client Sample ID:	EP-11		
Lab Sample ID:	N40056-12	**Date Sampled:**	05/28/03
Matrix:	SO - Soil	**Date Received:**	05/28/03
		Percent Solids:	87.4
Project:	AK Allen, 255 East 2nd Street, Mineola, NY		

Metals Analysis

Analyte	Result	RL	Units	DF	Prep	Analyzed	By	Method	Prep Method
Arsenic	4.5 J	1.1	mg/kg	1	05/29/03	05/29/03	ND	SW846 6010B	SW846 3050B
Barium	26.0	23	mg/kg	1	05/29/03	05/29/03	ND	SW846 6010B	SW846 3050B
Cadmium	0.69	0.57	mg/kg	1	05/29/03	05/29/03	ND	SW846 6010B	SW846 3050B
Chromium	26.5	1.1	mg/kg	1	05/29/03	05/29/03	ND	SW846 6010B	SW846 3050B
Lead	189	1.1	mg/kg	1	05/29/03	05/29/03	ND	SW846 6010B	SW846 3050B
Mercury	<0.034	0.034	mg/kg	1	05/30/03	05/30/03	ST	SW846 7471A	SW846 7471A
Selenium	<1.1	1.1	mg/kg	1	05/29/03	05/29/03	ND	SW846 6010B	SW846 3050B
Silver	<1.1	1.1	mg/kg	1	05/29/03	05/29/03	ND	SW846 6010B	SW846 3050B

RL = Reporting Limit

Accutest Laboratories

Report of Analysis

Client Sample ID:	FB-5/28		
Lab Sample ID:	N40056-13	**Date Sampled:**	05/28/03
Matrix:	AQ - Field Blank Soil	**Date Received:**	05/28/03
		Percent Solids:	n/a
Project:	AK Allen, 255 East 2nd Street, Mineola, NY		

Metals Analysis

Analyte	Result	RL	Units	DF	Prep	Analyzed By		Method	Prep Method
Arsenic	<5.0	5.0	ug/l	1	05/29/03	05/30/03	ND	SW846 6010B	SW846 3010A
Barium	<200	200	ug/l	1	05/29/03	05/30/03	ND	SW846 6010B	SW846 3010A
Cadmium	<4.0	4.0	ug/l	1	05/29/03	05/30/03	ND	SW846 6010B	SW846 3010A
Chromium	<10	10	ug/l	1	05/29/03	05/30/03	ND	SW846 6010B	SW846 3010A
Lead	<3.0	3.0	ug/l	1	05/29/03	05/30/03	ND	SW846 6010B	SW846 3010A
Mercury	<0.20	0.20	ug/l	1	05/30/03	05/30/03	WG	SW846 7470A	SW846 7470A
Selenium	<5.0	5.0	ug/l	1	05/29/03	05/30/03	ND	SW846 6010B	SW846 3010A
Silver	<10	10	ug/l	1	05/29/03	05/30/03	ND	SW846 6010B	SW846 3010A

1714

RL = Reporting Limit

APPENDIX C

2815 COVERED BRIDGE ROAD, MERRICK, NEW YORK 11566
(516) 223-9761 • FAX (516) 223-0983

CHAIN OF CUSTODY

ACCUTEST Laboratories

50

2235 Route 130, Dayton NJ 08810
TEL. 732-329-0200 FAX: 732-329-3499/3480
www.accutest.com

FED-EX Tracking #	Bottle Order Control #
	DK 5/14/03-03
Accutest Quote #	Accutest Job #
DK 5/14/03-3	N40056

Client / Reporting Information

Company Name	CA Rich Consultants Inc
Address	17 Dupont Street
City / State / Zip	Plainview NY 11803
Project Contact / E-mail	Eric Weinstock
Phone #	(516) 576-8844
Sampler's Name	STEVE SOBSTYL / CHRIS BOWE

Project Information

Project Name	A.K. Allen Corp.
Street	255 East Second St.
City / State	Mineola NY 11501
Project #	A.K. Allen
Fax #	(516) 576 0093
Client Purchase Order #	A.K. Allen EC

Requested Analysis

8260 ☐ 624 ☐ 8021 ☐ 602 ☐ PAUG ☐ BTEX ☐ MTBE ☐ TBA ☐ NAP ☐ PALG ☐
8260 ☐ 624 ☐ TCL ☐ PPL ☐ STARS ☐ MTBE ☐ TBA ☐ NAP ☐ +10 ☐ +15 ☐
8270 ☐ 625 ☐ TCL ☐ PPL ☐ STARS ☐ ABN ☐ BN ☐ PAH ☐ PADF ☐ +TICs ☐

Matrix Codes: DW - Drinking Water; GW - Ground Water; WW - Water; SW - Surface Water; SO - Soil; SL - Sludge; OI - Oil; LIQ - Other Liquid; AIR - Air; SOL - Other Solid; WP - Wipe

Accutest Sample #	Field ID / Point of Collection (VOC / SVOC / Metal)	SUMMA # / MEOH Vial #	Collection Date	Collection Time	Sampled By	Matrix	# of bottles	HCl	NaOH	HNO3	H2SO4	NONE	NaHSO4	MEOH	ENCORE	VOC 8260 +	SVOC 8270 BN	RCRA metals	PCBs 8082	LAB USE ONLY
1	EP-1 ✓ ✓ ✓	✓	5/27/03	1545	CB	SO	2									1	1	→	→	EX43, 19F3!
2	EP-2 ✓ ✓ ✓	✓	5/28/03	1105	S/C	SO	2									1	1	→	→	
3	EP-3 ✓ ✓ ✓	✓	↓	1110	S/C	SO	2									1	1	→	→	
4	EP-3D ✓ ✓ ✓	✓		1112	S/C	SO	2									1	1	→	→	
5	EP-4 ✓ ✓ ✓	✓		1120	S/C	SO	2									1	1	→	→	
6	EP-5 ✓ ✓ ✓	✓		1125	S/C	SO	2									1	1	→	→	
7	EP-6 ✓ ✓ ✓	✓		1130	S/C	SO	2									1	1	→	→	
	EP-6 (MS/MSD)			1130	S/C	SO	2									1	1	→	→	
8	EP-7 ✓ ✓ ✓	✓	↓	1140	S/C	SO	2									1	1	→	→	

Turnaround Time (Business Days)

- ☐ Std. 15 Business Days
- ☐ 10 Day RUSH
- ☐ 5 Day RUSH
- ☐ 3 Day EMERGENCY
- ☒ 2 Day EMERGENCY
- ☐ 1 Day EMERGENCY
- ☐ Other

Approved By: / Date:

Emergency & Rush T/A data available VIA LabLink

Data Deliverable Information

- ☐ Commercial "A"
- ☐ Commercial "B"
- ☐ NJ Reduced
- ☐ NJ Full
- ☐ Other _____
- ☐ FULL CLP
- ☐ NYASP Category A
- ☒ NYASP Category B
- ☐ State Forms
- ☐ EDD Format _____

Commercial "A" = Results Only

Comments / Remarks

Rush 48 hr T.A.T
email: Eweinstock@carichinc.com
(Not applicable to QA/QC samples)
Voc Method 8260 to include
1,3,5 and 1,2,4 Trimethybenzene

Sample Custody must be documented below each time samples change possession, including courier delivery.

Relinquished by Sampler	Date Time	Received by	Relinquished by	Date Time	Received by
1 [signature]	5/28/03	2 Jesse Duncan	2 3		2 3
3 Rec'd by Todd Diamond (1615)	5/28/03	3	4		4
5 Todd	5/28/03 1855	5	Custody Seal # 451	Preserved where applicable ☐	On Ice ☒ Cooler Temp. 4.8

ACCUTEST Laboratories

50, FB, TB

CHAIN OF CUSTODY

2235 Route 130, Dayton NJ 08810
TEL. 732-329-0200 FAX: 732-329-3499/3480
www.accutest.com

FED-EX Tracking #	Bottle Order Control # DK 5/14/03-3
Accutest Quote # DK 5/14/03-03	Accutest Job # N40056

Client / Reporting Information

Company Name	CA Rich Consultants Inc
Address	17 Dupont Street
City / State / Zip	Plainview NY 11803
Project Contact / E-mail	Eric Weinstock
Phone #	(516) 576 8844
Sampler's Name	STEVE SOBSTYL / CHRIS BOWE

Project Information

Project Name	A.K. Allen Corp.
Street	255 East Second St.
City / State	Mineola NY 11501
Project #	A.K. Allen
Fax #	(516) 576 0093
Client Purchase Order #	A.K. Allen EC

Requested Analysis

8260 ☐ 624 ☐ 8021 ☐ 602 ☐ PAUG ☐ BTEX ☐ MTBE ☐ TBA ☐ NAP ☐ PALG ☐
8260 ☐ 624 ☐ TCL ☐ PPL ☐ STARS ☐ MTBE ☐ TBA ☐ NAP ☐ +10 ☐ +15 ☐
8270 ☐ 625 ☐ TCL ☐ PPL ☐ STARS ☐ ABN ☐ BN ☐ PAH ☐ PADF ☐ +TICs ☐

Matrix Codes: DW - Drinking Water; GW - Ground Water; WW - Water; SW - Surface Water; SO - Soil; SL - Sludge; OI - Oil; LIQ - Other Liquid; AIR - Air; SOL - Other Solid; WP - Wipe

Accutest Sample #	Field ID / Point of Collection	SUMMA # / MEOH Vial #	Collection Date	Collection Time	Sampled By	Matrix	# of bottles	HCl	NaOH	HNO3	H2SO4	NONE	NaHSO4	MEOH	ENCORE	VOC 8260 +	SVOC 8270 BN	RCRA metals	PCB, 8082	LAB USE ONLY
9	EP-8 (VOC, SVOC, Metal)	✓	5/28/03	1415	S/C	SO	2									1	1	→	→	EX43, 19F3!
10	EP-9	✓	↓	1420	S/C	SO	2									1	1	→	→	EX7, ME17, 432!
11	EP-10	✓	↓	1425	S/C	SO	2									1	1	→	→	432!
12	EP-11	✓	↓	1430	S/C	SO	2									1	1	→	→	
13	FB-5/28 (VOC, SVOC, M)		5/28/03	1145	S/C	WW	5									2	1	1	1	
14	TB-5/28		5/28/03	X	S/C	WW	2									2				

Turnaround Time (Business Days)

- ☐ Std. 15 Business Days
- ☐ 10 Day RUSH
- ☐ 5 Day RUSH
- ☐ 3 Day EMERGENCY
- ☒ 2 Day EMERGENCY
- ☐ 1 Day EMERGENCY
- ☐ Other

Approved By: / Date:

Emergency & Rush T/A data available VIA LabLink

Data Deliverable Information

- ☐ Commercial "A"
- ☐ Commercial "B"
- ☐ NJ Reduced
- ☐ NJ Full
- ☐ Other _____
- ☐ FULL CLP
- ☒ NYASP Category A
- ☐ NYASP Category B
- ☐ State Forms
- ☐ EDD Format _____

Commercial "A" = Results Only

Comments / Remarks

Rush 48 hr T.A.T
email: Eweinstock@carichinc.com
(Not applicable to QA/QC samples)
VOC Method 8260 to include
1,3,5 and 1,2,4 Trimethylbenzene

Sample Custody must be documented below each time samples change possession, including courier delivery.

Relinquished by Sampler	Date Time	Received by	Relinquished by	Date Time	Received by
1 [signature]	5/28/03	2 Jesse Duncan	2 (3)		2 (3)
3 (1) PRIORITY Todd Dunn (1615)	5/28/03	3	4		4
5 (3) Todd D	5/28/03 1855	5	Custody Seal #	Preserved where applicable ☑	Cooler Temp. 4.8

APPENDIX D

2815 COVERED BRIDGE ROAD, MERRICK, NEW YORK 11566
(516) 223-9761 • FAX (516) 223-0983

Premier Environmental Services.

November 26, 2003

Diane Komar
Project Manager
Accutest Laboratories
2235 Route 130
Dayton, NJ 08810

Dear Mr. Pugliese,

I am currently performing the data review of the samples collected from the AK Allen Project. These samples are associated with Laboratory Project Number N40056. During the review of the data package, the following was noted:

General

The NYS DEC Sample ID and Analytical Requirement Summary (page 15) marks the samples for VOA GC Method 8021 rather than Pest/PCB Method 8082. Please review and if necessary, edit and resubmit this form.

The NYSDEC forms all indicate that sample N40056-1 was collected May 28, 2003. According to the COC documents that accompanied the samples to the laboratory to the laboratory, this sample was collected on May 27, 2003. Please review and if necessary, edit and resubmit the forms. (p.118, 119, 121)

GC/MS Volatiles

Did Accutest Laboratories perform sample screening to determine the necessary dilution prior to the sample analysis reported in the data report?

A number of the sample reported the TIC Carbon Dioxide, this was also detected in the associated method blank samples. Please explain why the Carbon Dioxide was not qualified with a "B" and reported as present in the associated method blank sample?

Thank you in advance to your prompt response to this data issue. If there are any questions associated with the above, please do not hesitate to contact me at (516)223-9761.

Sincerely,

Renee Cohen

Renee Cohen

Cc: Eric Weinstock – CA Rich Consultants

2815 COVERED BRIDGE ROAD, MERRICK, NEW YORK 11566
(516) 223-9761 • FAX (516) 223-0983

Accutest Laboratories

Report of Analysis

Client Sample ID:	EP-6		
Lab Sample ID:	N40056-7	**Date Sampled:**	05/28/03
Matrix:	SO - Soil	**Date Received:**	05/28/03
Method:	SW846 8260B	**Percent Solids:**	87.9
Project:	AK Allen, 255 East 2nd Street, Mineola, NY		

	File ID	DF	Analyzed	By	Prep Date	Prep Batch	Analytical Batch
Run #1	G59766.D	1	05/29/03	SJM	n/a	n/a	VG3251
Run #2							

	Initial Weight
Run #1	1.0 g
Run #2	

VOA TCL List

CAS No.	Compound	Result	RL	MDL	Units	Q
67-64-1	Acetone	ND	57	40	ug/kg	
71-43-2	Benzene	ND	5.7	1.2	ug/kg	
75-27-4	Bromodichloromethane	ND	28	1.9	ug/kg	
75-25-2	Bromoform	ND	28	3.5	ug/kg	
74-83-9	Bromomethane	ND	28	4.5	ug/kg	
78-93-3	2-Butanone (MEK)	ND	57	21	ug/kg	
75-15-0	Carbon disulfide	ND	28	9.7	ug/kg	
56-23-5	Carbon tetrachloride	ND	28	6.2	ug/kg	
108-90-7	Chlorobenzene	ND	28	5.7	ug/kg	
75-00-3	Chloroethane	ND	28	7.5	ug/kg	
67-66-3	Chloroform	ND	28	2.4	ug/kg	
74-87-3	Chloromethane	ND	28	3.6	ug/kg	
124-48-1	Dibromochloromethane	ND	28	1.5	ug/kg	
75-34-3	1,1-Dichloroethane	ND	28	1.8	ug/kg	
107-06-2	1,2-Dichloroethane	ND	28	3.2	ug/kg	
75-35-4	1,1-Dichloroethene	ND	28	2.3	ug/kg	
156-59-2	cis-1,2-Dichloroethene	ND	28	1.9	ug/kg	
156-60-5	trans-1,2-Dichloroethene	ND	28	1.9	ug/kg	
78-87-5	1,2-Dichloropropane	ND	28	4.4	ug/kg	
10061-01-5	cis-1,3-Dichloropropene	ND	28	1.6	ug/kg	
10061-02-6	trans-1,3-Dichloropropene	ND	28	1.2	ug/kg	
100-41-4	Ethylbenzene	ND	5.7	0.77	ug/kg	
591-78-6	2-Hexanone	ND	28	3.9	ug/kg	
108-10-1	4-Methyl-2-pentanone(MIBK)	ND	28	6.7	ug/kg	
75-09-2	Methylene chloride	ND	28	2.8	ug/kg	
100-42-5	Styrene	ND	28	5.5	ug/kg	
79-34-5	1,1,2,2-Tetrachloroethane	ND	28	2.4	ug/kg	
127-18-4	Tetrachloroethene	23.6	28	1.3	ug/kg	J
108-88-3	Toluene	ND	5.7	3.9	ug/kg	
71-55-6	1,1,1-Trichloroethane	ND	28	1.7	ug/kg	
79-00-5	1,1,2-Trichloroethane	ND	28	2.2	ug/kg	
79-01-6	Trichloroethene	ND	28	1.2	ug/kg	

ND = Not detected MDL - Method Detection Limit J = Indicates an estimated value
RL = Reporting Limit B = Indicates analyte found in associated method blank
E = Indicates value exceeds calibration range N = Indicates presumptive evidence of a compound

Report of Analysis

Client Sample ID:	EP-6		
Lab Sample ID:	N40056-7	**Date Sampled:**	05/28/03
Matrix:	SO - Soil	**Date Received:**	05/28/03
Method:	SW846 8260B	**Percent Solids:**	87.9
Project:	AK Allen, 255 East 2nd Street, Mineola, NY		

VOA TCL List

CAS No.	Compound	Result	RL	MDL	Units	Q
95-63-6	**1,2,4-Trimethylbenzene**	15.9	28	1.5	ug/kg	J
108-67-8	**1,3,5-Trimethylbenzene**	10	28	1.6	ug/kg	J
75-01-4	Vinyl chloride	ND	28	2.3	ug/kg	
1330-20-7	Xylene (total)	ND	11	2.5	ug/kg	

CAS No.	Surrogate Recoveries	Run# 1	Run# 2	Limits
1868-53-7	Dibromofluoromethane	97%		71-117%
17060-07-0	1,2-Dichloroethane-D4	99%		62-124%
2037-26-5	Toluene-D8	102%		78-115%
460-00-4	4-Bromofluorobenzene	100%		73-127%

CAS No.	Tentatively Identified Compounds	R.T.	Est. Conc.	Units	Q
124-38-9	Carbon dioxide	2.73	1400	ug/kg	JN
	alkane	24.44	180	ug/kg	J
	naphthalene decahydro-methyl	24.58	150	ug/kg	J
	unknown	25.41	190	ug/kg	J
	alkane	25.70	270	ug/kg	J
	alkane	26.17	150	ug/kg	J
	unknown	26.38	180	ug/kg	J
	unknown	26.67	140	ug/kg	J
	unknown	26.94	150	ug/kg	J
	alkane	27.09	150	ug/kg	J
	unknown indene	28.03	630	ug/kg	J
	Total TIC, Volatile		3590	ug/kg	J

ND = Not detected MDL - Method Detection Limit
RL = Reporting Limit
E = Indicates value exceeds calibration range
J = Indicates an estimated value
B = Indicates analyte found in associated method blank
N = Indicates presumptive evidence of a compound

Accutest Laboratories

Report of Analysis

Client Sample ID:	EP-7		
Lab Sample ID:	N40056-8	**Date Sampled:**	05/28/03
Matrix:	SO - Soil	**Date Received:**	05/28/03
Method:	SW846 8260B	**Percent Solids:**	87.4
Project:	AK Allen, 255 East 2nd Street, Mineola, NY		

	File ID	DF	Analyzed	By	Prep Date	Prep Batch	Analytical Batch
Run #1	G59772.D	1	05/29/03	SJM	n/a	n/a	VG3251
Run #2							

	Initial Weight
Run #1	4.3 g
Run #2	

VOA TCL List

CAS No.	Compound	Result	RL	MDL	Units	Q
67-64-1	Acetone	ND	13	9.3	ug/kg	
71-43-2	Benzene	ND	1.3	0.27	ug/kg	
75-27-4	Bromodichloromethane	ND	6.7	0.44	ug/kg	
75-25-2	Bromoform	ND	6.7	0.81	ug/kg	
74-83-9	Bromomethane	ND	6.7	1.1	ug/kg	
78-93-3	2-Butanone (MEK)	ND	13	4.9	ug/kg	
75-15-0	Carbon disulfide	ND	6.7	2.3	ug/kg	
56-23-5	Carbon tetrachloride	ND	6.7	1.5	ug/kg	
108-90-7	Chlorobenzene	ND	6.7	1.3	ug/kg	
75-00-3	Chloroethane	ND	6.7	1.7	ug/kg	
67-66-3	Chloroform	ND	6.7	0.55	ug/kg	
74-87-3	Chloromethane	ND	6.7	0.84	ug/kg	
124-48-1	Dibromochloromethane	ND	6.7	0.35	ug/kg	
75-34-3	1,1-Dichloroethane	ND	6.7	0.43	ug/kg	
107-06-2	1,2-Dichloroethane	ND	6.7	0.76	ug/kg	
75-35-4	1,1-Dichloroethene	ND	6.7	0.53	ug/kg	
156-59-2	cis-1,2-Dichloroethene	ND	6.7	0.45	ug/kg	
156-60-5	trans-1,2-Dichloroethene	ND	6.7	0.45	ug/kg	
78-87-5	1,2-Dichloropropane	ND	6.7	1.0	ug/kg	
10061-01-5	cis-1,3-Dichloropropene	ND	6.7	0.38	ug/kg	
10061-02-6	trans-1,3-Dichloropropene	ND	6.7	0.27	ug/kg	
100-41-4	Ethylbenzene	ND	1.3	0.18	ug/kg	
591-78-6	2-Hexanone	ND	6.7	0.91	ug/kg	
108-10-1	4-Methyl-2-pentanone(MIBK)	ND	6.7	1.6	ug/kg	
75-09-2	Methylene chloride	ND	6.7	0.66	ug/kg	
100-42-5	Styrene	ND	6.7	1.3	ug/kg	
79-34-5	1,1,2,2-Tetrachloroethane	ND	6.7	0.56	ug/kg	
127-18-4	Tetrachloroethene	47.4	6.7	0.30	ug/kg	
108-88-3	Toluene	ND	1.3	0.91	ug/kg	
71-55-6	1,1,1-Trichloroethane	ND	6.7	0.40	ug/kg	
79-00-5	1,1,2-Trichloroethane	ND	6.7	0.52	ug/kg	
79-01-6	Trichloroethene	ND	6.7	0.29	ug/kg	

72

ND = Not detected MDL - Method Detection Limit
RL = Reporting Limit
E = Indicates value exceeds calibration range

J = Indicates an estimated value
B = Indicates analyte found in associated method blank
N = Indicates presumptive evidence of a compound

Report of Analysis

Client Sample ID:	EP-7		
Lab Sample ID:	N40056-8	**Date Sampled:**	05/28/03
Matrix:	SO - Soil	**Date Received:**	05/28/03
Method:	SW846 8260B	**Percent Solids:**	87.4
Project:	AK Allen, 255 East 2nd Street, Mineola, NY		

VOA TCL List

CAS No.	Compound	Result	RL	MDL	Units	Q
95-63-6	**1,2,4-Trimethylbenzene**	2.9	6.7	0.36	ug/kg	J
108-67-8	**1,3,5-Trimethylbenzene**	1.7	6.7	0.38	ug/kg	J
75-01-4	Vinyl chloride	ND	6.7	0.54	ug/kg	
1330-20-7	Xylene (total)	ND	2.7	0.59	ug/kg	

CAS No.	Surrogate Recoveries	Run# 1	Run# 2	Limits
1868-53-7	Dibromofluoromethane	94%		71-117%
17060-07-0	1,2-Dichloroethane-D4	96%		62-124%
2037-26-5	Toluene-D8	99%		78-115%
460-00-4	4-Bromofluorobenzene	120%		73-127%

CAS No.	Tentatively Identified Compounds	R.T.	Est. Conc.	Units	Q
124-38-9	Carbon dioxide	2.72	350	ug/kg	JN
	cycloalkane/alkene	22.77	150	ug/kg	J
	cycloalkane/alkene	23.19	260	ug/kg	J
	cycloalkane/alkene	24.13	100	ug/kg	J
	alkane	24.43	110	ug/kg	J
	naphthalene decahydro-methyl	24.57	170	ug/kg	J
	alkane	24.79	150	ug/kg	J
	naphthalene decahydro-dimethyl	25.40	150	ug/kg	J
	alkane	25.70	260	ug/kg	J
	cycloalkane/alkene	26.36	100	ug/kg	J
	unknown	28.03	150	ug/kg	J
	Total TIC, Volatile		1950	ug/kg	J

ND = Not detected MDL - Method Detection Limit J = Indicates an estimated value
RL = Reporting Limit B = Indicates analyte found in associated method blank
E = Indicates value exceeds calibration range N = Indicates presumptive evidence of a compound

Accutest Laboratories

Report of Analysis

Client Sample ID:	EP-9		
Lab Sample ID:	N40056-10	**Date Sampled:**	05/28/03
Matrix:	SO - Soil	**Date Received:**	05/28/03
Method:	SW846 8260B	**Percent Solids:**	88.0
Project:	AK Allen, 255 East 2nd Street, Mineola, NY		

	File ID	DF	Analyzed	By	Prep Date	Prep Batch	Analytical Batch
Run #1	G59774.D	1	05/29/03	SJM	n/a	n/a	VG3251
Run #2							

	Initial Weight
Run #1	4.8 g
Run #2	

VOA TCL List

CAS No.	Compound	Result	RL	MDL	Units	Q
67-64-1	Acetone	ND	12	8.3	ug/kg	
71-43-2	Benzene	ND	1.2	0.24	ug/kg	
75-27-4	Bromodichloromethane	ND	5.9	0.39	ug/kg	
75-25-2	Bromoform	ND	5.9	0.72	ug/kg	
74-83-9	Bromomethane	ND	5.9	0.94	ug/kg	
78-93-3	2-Butanone (MEK)	ND	12	4.3	ug/kg	
75-15-0	Carbon disulfide	ND	5.9	2.0	ug/kg	
56-23-5	Carbon tetrachloride	ND	5.9	1.3	ug/kg	
108-90-7	Chlorobenzene	ND	5.9	1.2	ug/kg	
75-00-3	Chloroethane	ND	5.9	1.6	ug/kg	
67-66-3	Chloroform	ND	5.9	0.49	ug/kg	
74-87-3	Chloromethane	ND	5.9	0.74	ug/kg	
124-48-1	Dibromochloromethane	ND	5.9	0.31	ug/kg	
75-34-3	1,1-Dichloroethane	ND	5.9	0.38	ug/kg	
107-06-2	1,2-Dichloroethane	ND	5.9	0.67	ug/kg	
75-35-4	1,1-Dichloroethene	ND	5.9	0.48	ug/kg	
156-59-2	cis-1,2-Dichloroethene	ND	5.9	0.40	ug/kg	
156-60-5	trans-1,2-Dichloroethene	ND	5.9	0.40	ug/kg	
78-87-5	1,2-Dichloropropane	ND	5.9	0.91	ug/kg	
10061-01-5	cis-1,3-Dichloropropene	ND	5.9	0.34	ug/kg	
10061-02-6	trans-1,3-Dichloropropene	ND	5.9	0.24	ug/kg	
100-41-4	Ethylbenzene	ND	1.2	0.16	ug/kg	
591-78-6	2-Hexanone	ND	5.9	0.81	ug/kg	
108-10-1	4-Methyl-2-pentanone(MIBK)	ND	5.9	1.4	ug/kg	
75-09-2	Methylene chloride	ND	5.9	0.59	ug/kg	
100-42-5	Styrene	ND	5.9	1.1	ug/kg	
79-34-5	1,1,2,2-Tetrachloroethane	ND	5.9	0.50	ug/kg	
127-18-4	Tetrachloroethene	ND	5.9	0.27	ug/kg	
108-88-3	Toluene	ND	1.2	0.81	ug/kg	
71-55-6	1,1,1-Trichloroethane	ND	5.9	0.35	ug/kg	
79-00-5	1,1,2-Trichloroethane	ND	5.9	0.46	ug/kg	
79-01-6	Trichloroethene	ND	5.9	0.26	ug/kg	

88

ND = Not detected MDL - Method Detection Limit J = Indicates an estimated value
RL = Reporting Limit B = Indicates analyte found in associated method blank
E = Indicates value exceeds calibration range N = Indicates presumptive evidence of a compound

Report of Analysis

Client Sample ID:	EP-9		
Lab Sample ID:	N40056-10	**Date Sampled:**	05/28/03
Matrix:	SO - Soil	**Date Received:**	05/28/03
Method:	SW846 8260B	**Percent Solids:**	88.0
Project:	AK Allen, 255 East 2nd Street, Mineola, NY		

VOA TCL List

CAS No.	Compound	Result	RL	MDL	Units	Q
95-63-6	**1,2,4-Trimethylbenzene**	ND	5.9	0.32	ug/kg	
108-67-8	**1,3,5-Trimethylbenzene**	ND	5.9	0.34	ug/kg	
75-01-4	Vinyl chloride	ND	5.9	0.48	ug/kg	
1330-20-7	Xylene (total)	ND	2.4	0.53	ug/kg	

CAS No.	Surrogate Recoveries	Run# 1	Run# 2	Limits
1868-53-7	Dibromofluoromethane	98%		71-117%
17060-07-0	1,2-Dichloroethane-D4	98%		62-124%
2037-26-5	Toluene-D8	102%		78-115%
460-00-4	4-Bromofluorobenzene	103%		73-127%

CAS No.	Tentatively Identified Compounds	R.T.	Est. Conc.	Units	Q
124-38-9	Carbon dioxide	2.74	240	ug/kg	JN
	Total TIC, Volatile		240	ug/kg	J

ND = Not detected MDL - Method Detection Limit
RL = Reporting Limit
E = Indicates value exceeds calibration range
J = Indicates an estimated value
B = Indicates analyte found in associated method blank
N = Indicates presumptive evidence of a compound

Accutest Laboratories

Report of Analysis

Client Sample ID:	EP-6		
Lab Sample ID:	N40056-7	**Date Sampled:**	05/28/03
Matrix:	SO - Soil	**Date Received:**	05/28/03
Method:	SW846 8270C SW846 3550B	**Percent Solids:**	87.9
Project:	AK Allen, 255 East 2nd Street, Mineola, NY		

	File ID	DF	Analyzed	By	Prep Date	Prep Batch	Analytical Batch
Run #1 [a]	P01010.D	5	05/30/03	ENZ	05/28/03	OP13901	EP49
Run #2							

	Initial Weight	Final Volume
Run #1	30.0 g	1.0 ml
Run #2		

BN TCL List

CAS No.	Compound	Result	RL	MDL	Units	Q
83-32-9	Acenaphthene	ND	380	44	ug/kg	
208-96-8	Acenaphthylene	ND	380	46	ug/kg	
120-12-7	Anthracene	ND	380	72	ug/kg	
56-55-3	Benzo(a)anthracene	ND	380	68	ug/kg	
50-32-8	Benzo(a)pyrene	ND	380	68	ug/kg	
205-99-2	Benzo(b)fluoranthene	ND	380	110	ug/kg	
191-24-2	Benzo(g,h,i)perylene	ND	380	86	ug/kg	
207-08-9	Benzo(k)fluoranthene	ND	380	42	ug/kg	
101-55-3	4-Bromophenyl phenyl ether	ND	380	61	ug/kg	
85-68-7	Butyl benzyl phthalate	ND	380	93	ug/kg	
91-58-7	2-Chloronaphthalene	ND	380	41	ug/kg	
106-47-8	4-Chloroaniline	ND	950	110	ug/kg	
86-74-8	Carbazole	ND	380	78	ug/kg	
218-01-9	Chrysene	ND	380	81	ug/kg	
111-91-1	bis(2-Chloroethoxy)methane	ND	380	44	ug/kg	
111-44-4	bis(2-Chloroethyl)ether	ND	380	37	ug/kg	
108-60-1	bis(2-Chloroisopropyl)ether	ND	380	85	ug/kg	
7005-72-3	4-Chlorophenyl phenyl ether	ND	380	48	ug/kg	
95-50-1	1,2-Dichlorobenzene	ND	380	53	ug/kg	
541-73-1	1,3-Dichlorobenzene	ND	380	54	ug/kg	
106-46-7	1,4-Dichlorobenzene	ND	380	38	ug/kg	
121-14-2	2,4-Dinitrotoluene	ND	380	86	ug/kg	
606-20-2	2,6-Dinitrotoluene	ND	380	67	ug/kg	
91-94-1	3,3'-Dichlorobenzidine	ND	950	100	ug/kg	
53-70-3	Dibenzo(a,h)anthracene	ND	380	97	ug/kg	
132-64-9	Dibenzofuran	ND	380	47	ug/kg	
84-74-2	Di-n-butyl phthalate	ND	380	71	ug/kg	
117-84-0	Di-n-octyl phthalate	ND	380	140	ug/kg	
84-66-2	Diethyl phthalate	ND	380	200	ug/kg	
131-11-3	Dimethyl phthalate	ND	380	51	ug/kg	
117-81-7	bis(2-Ethylhexyl)phthalate	1040	380	93	ug/kg	
206-44-0	Fluoranthene	ND	380	69	ug/kg	

ND = Not detected MDL - Method Detection Limit
RL = Reporting Limit
E = Indicates value exceeds calibration range
J = Indicates an estimated value
B = Indicates analyte found in associated method blank
N = Indicates presumptive evidence of a compound

Report of Analysis

Client Sample ID:	EP-6		
Lab Sample ID:	N40056-7	**Date Sampled:**	05/28/03
Matrix:	SO - Soil	**Date Received:**	05/28/03
Method:	SW846 8270C SW846 3550B	**Percent Solids:**	87.9
Project:	AK Allen, 255 East 2nd Street, Mineola, NY		

BN TCL List

CAS No.	Compound	Result	RL	MDL	Units	Q
86-73-7	Fluorene	ND	380	39	ug/kg	
118-74-1	Hexachlorobenzene	ND	380	57	ug/kg	
87-68-3	Hexachlorobutadiene	ND	380	57	ug/kg	
77-47-4	Hexachlorocyclopentadiene	ND	3800	140	ug/kg	
67-72-1	Hexachloroethane	ND	950	60	ug/kg	
193-39-5	Indeno(1,2,3-cd)pyrene	ND	380	130	ug/kg	
78-59-1	Isophorone	ND	380	56	ug/kg	
91-57-6	2-Methylnaphthalene	ND	380	39	ug/kg	
88-74-4	2-Nitroaniline	ND	950	100	ug/kg	
99-09-2	3-Nitroaniline	ND	950	100	ug/kg	
100-01-6	4-Nitroaniline	ND	950	120	ug/kg	
91-20-3	Naphthalene	ND	380	38	ug/kg	
98-95-3	Nitrobenzene	ND	380	72	ug/kg	
621-64-7	N-Nitroso-di-n-propylamine	ND	380	76	ug/kg	
86-30-6	N-Nitrosodiphenylamine	ND	950	64	ug/kg	
85-01-8	Phenanthrene	ND	380	61	ug/kg	
129-00-0	Pyrene	ND	380	67	ug/kg	
120-82-1	1,2,4-Trichlorobenzene	ND	380	66	ug/kg	

CAS No.	Surrogate Recoveries	Run# 1	Run# 2	Limits
4165-60-0	Nitrobenzene-d5	68%		30-122%
321-60-8	2-Fluorobiphenyl	72%		39-112%
1718-51-0	Terphenyl-d14	68%		24-138%

CAS No.	Tentatively Identified Compounds	R.T.	Est. Conc.	Units	Q
	system artifact/aldol-condensation	4.23	50000	ug/kg	J
	alkane	8.54	7500	ug/kg	J
	alkane	9.55	5500	ug/kg	J
	unknown	10.25	2800	ug/kg	J
	alkane	10.42	4000	ug/kg	J
	unknown	10.64	3700	ug/kg	J
	unknown	11.50	2600	ug/kg	J
	alkane	12.98	3200	ug/kg	J
	unknown	21.63	2700	ug/kg	J
	alkane	22.04	6100	ug/kg	J
	alkane	22.53	4000	ug/kg	J
	alkane	22.74	4100	ug/kg	J
	alkane	23.25	4400	ug/kg	J

ND = Not detected MDL - Method Detection Limit J = Indicates an estimated value
RL = Reporting Limit B = Indicates analyte found in associated method blank
E = Indicates value exceeds calibration range N = Indicates presumptive evidence of a compound

Report of Analysis

Client Sample ID:	EP-6		
Lab Sample ID:	N40056-7	**Date Sampled:**	05/28/03
Matrix:	SO - Soil	**Date Received:**	05/28/03
Method:	SW846 8270C SW846 3550B	**Percent Solids:**	87.9
Project:	AK Allen, 255 East 2nd Street, Mineola, NY		

BN TCL List

CAS No.	Tentatively Identified Compounds	R.T.	Est. Conc.	Units	Q
	alkane	23.62	3100	ug/kg	J
	unknown	24.50	9600	ug/kg	J
	unknown	25.03	5400	ug/kg	J
	Total TIC, Semi-Volatile		68700	ug/kg	J

(a) Dilution required due to matrix interference.

ND = Not detected MDL - Method Detection Limit
RL = Reporting Limit
E = Indicates value exceeds calibration range

J = Indicates an estimated value
B = Indicates analyte found in associated method blank
N = Indicates presumptive evidence of a compound

Accutest Laboratories

Report of Analysis

Client Sample ID:	EP-7		
Lab Sample ID:	N40056-8	**Date Sampled:**	05/28/03
Matrix:	SO - Soil	**Date Received:**	05/28/03
Method:	SW846 8270C SW846 3550B	**Percent Solids:**	87.4
Project:	AK Allen, 255 East 2nd Street, Mineola, NY		

	File ID	DF	Analyzed	By	Prep Date	Prep Batch	Analytical Batch
Run #1 [a]	Z01065.D	5	05/30/03	YW	05/28/03	OP13901	EZ43
Run #2							

	Initial Weight	Final Volume
Run #1	30.0 g	1.0 ml
Run #2		

BN TCL List

CAS No.	Compound	Result	RL	MDL	Units	Q
83-32-9	Acenaphthene	ND	380	44	ug/kg	
208-96-8	Acenaphthylene	ND	380	46	ug/kg	
120-12-7	Anthracene	ND	380	73	ug/kg	
56-55-3	Benzo(a)anthracene	ND	380	68	ug/kg	
50-32-8	Benzo(a)pyrene	ND	380	68	ug/kg	
205-99-2	Benzo(b)fluoranthene	ND	380	110	ug/kg	
191-24-2	Benzo(g,h,i)perylene	ND	380	87	ug/kg	
207-08-9	Benzo(k)fluoranthene	ND	380	42	ug/kg	
101-55-3	4-Bromophenyl phenyl ether	ND	380	61	ug/kg	
85-68-7	Butyl benzyl phthalate	ND	380	93	ug/kg	
91-58-7	2-Chloronaphthalene	ND	380	41	ug/kg	
106-47-8	4-Chloroaniline	ND	950	110	ug/kg	
86-74-8	Carbazole	ND	380	78	ug/kg	
218-01-9	Chrysene	ND	380	81	ug/kg	
111-91-1	bis(2-Chloroethoxy)methane	ND	380	44	ug/kg	
111-44-4	bis(2-Chloroethyl)ether	ND	380	37	ug/kg	
108-60-1	bis(2-Chloroisopropyl)ether	ND	380	85	ug/kg	
7005-72-3	4-Chlorophenyl phenyl ether	ND	380	48	ug/kg	
95-50-1	1,2-Dichlorobenzene	ND	380	54	ug/kg	
541-73-1	1,3-Dichlorobenzene	ND	380	54	ug/kg	
106-46-7	1,4-Dichlorobenzene	ND	380	38	ug/kg	
121-14-2	2,4-Dinitrotoluene	ND	380	86	ug/kg	
606-20-2	2,6-Dinitrotoluene	ND	380	67	ug/kg	
91-94-1	3,3'-Dichlorobenzidine	ND	950	100	ug/kg	
53-70-3	Dibenzo(a,h)anthracene	ND	380	97	ug/kg	
132-64-9	Dibenzofuran	ND	380	47	ug/kg	
84-74-2	Di-n-butyl phthalate	ND	380	72	ug/kg	
117-84-0	Di-n-octyl phthalate	ND	380	140	ug/kg	
84-66-2	Diethyl phthalate	ND	380	210	ug/kg	
131-11-3	Dimethyl phthalate	ND	380	52	ug/kg	
117-81-7	bis(2-Ethylhexyl)phthalate	1810	380	93	ug/kg	
206-44-0	Fluoranthene	ND	380	69	ug/kg	

ND = Not detected MDL - Method Detection Limit
RL = Reporting Limit
E = Indicates value exceeds calibration range
J = Indicates an estimated value
B = Indicates analyte found in associated method blank
N = Indicates presumptive evidence of a compound

Report of Analysis

Client Sample ID:	EP-7		
Lab Sample ID:	N40056-8	**Date Sampled:**	05/28/03
Matrix:	SO - Soil	**Date Received:**	05/28/03
Method:	SW846 8270C SW846 3550B	**Percent Solids:**	87.4
Project:	AK Allen, 255 East 2nd Street, Mineola, NY		

BN TCL List

CAS No.	Compound	Result	RL	MDL	Units	Q
86-73-7	Fluorene	ND	380	39	ug/kg	
118-74-1	Hexachlorobenzene	ND	380	58	ug/kg	
87-68-3	Hexachlorobutadiene	ND	380	57	ug/kg	
77-47-4	Hexachlorocyclopentadiene	ND	3800	140	ug/kg	
67-72-1	Hexachloroethane	ND	950	60	ug/kg	
193-39-5	Indeno(1,2,3-cd)pyrene	ND	380	130	ug/kg	
78-59-1	Isophorone	ND	380	56	ug/kg	
91-57-6	2-Methylnaphthalene	ND	380	39	ug/kg	
88-74-4	2-Nitroaniline	ND	950	100	ug/kg	
99-09-2	3-Nitroaniline	ND	950	100	ug/kg	
100-01-6	4-Nitroaniline	ND	950	120	ug/kg	
91-20-3	Naphthalene	ND	380	39	ug/kg	
98-95-3	Nitrobenzene	ND	380	72	ug/kg	
621-64-7	N-Nitroso-di-n-propylamine	ND	380	77	ug/kg	
86-30-6	N-Nitrosodiphenylamine	ND	950	64	ug/kg	
85-01-8	Phenanthrene	ND	380	62	ug/kg	
129-00-0	Pyrene	ND	380	67	ug/kg	
120-82-1	1,2,4-Trichlorobenzene	ND	380	66	ug/kg	

CAS No.	Surrogate Recoveries	Run# 1	Run# 2	Limits
4165-60-0	Nitrobenzene-d5	82%		30-122%
321-60-8	2-Fluorobiphenyl	70%		39-112%
1718-51-0	Terphenyl-d14	70%		24-138%

CAS No.	Tentatively Identified Compounds	R.T.	Est. Conc.	Units	Q
91-17-8	Naphthalene decahydro	7.50	4100	ug/kg	JN
	Cyclohexane alkyl	7.67	3600	ug/kg	J
	alkane	9.46	6000	ug/kg	J
	unknown	10.25	3500	ug/kg	J
	unknown	10.45	3700	ug/kg	J
	alkane	10.56	5500	ug/kg	J
	unknown	11.37	4700	ug/kg	J
	alkane	11.48	6700	ug/kg	J
	unknown	11.78	3700	ug/kg	J
	alkane	14.13	8400	ug/kg	J
	alkane	15.24	5200	ug/kg	J
	alkane	19.34	7600	ug/kg	J
	unknown	25.93	7600	ug/kg	J

ND = Not detected MDL - Method Detection Limit
RL = Reporting Limit
E = Indicates value exceeds calibration range
J = Indicates an estimated value
B = Indicates analyte found in associated method blank
N = Indicates presumptive evidence of a compound

Report of Analysis

Client Sample ID:	EP-7		
Lab Sample ID:	N40056-8	**Date Sampled:**	05/28/03
Matrix:	SO - Soil	**Date Received:**	05/28/03
Method:	SW846 8270C SW846 3550B	**Percent Solids:**	87.4
Project:	AK Allen, 255 East 2nd Street, Mineola, NY		

BN TCL List

CAS No.	Tentatively Identified Compounds	R.T.	Est. Conc.	Units	Q
	unknown	26.55	5400	ug/kg	J
	unknown	27.46	11000	ug/kg	J
	Total TIC, Semi-Volatile		86700	ug/kg	J

(a) Dilution required due to matrix interference.

ND = Not detected MDL - Method Detection Limit
RL = Reporting Limit
E = Indicates value exceeds calibration range

J = Indicates an estimated value
B = Indicates analyte found in associated method blank
N = Indicates presumptive evidence of a compound

Report of Analysis

Client Sample ID:	EP-9		
Lab Sample ID:	N40056-10	**Date Sampled:**	05/28/03
Matrix:	SO - Soil	**Date Received:**	05/28/03
Method:	SW846 8270C SW846 3550B	**Percent Solids:**	88.0
Project:	AK Allen, 255 East 2nd Street, Mineola, NY		

	File ID	DF	Analyzed	By	Prep Date	Prep Batch	Analytical Batch
Run #1 [a]	Z01067.D	5	05/30/03	YW	05/28/03	OP13901	EZ43
Run #2							

	Initial Weight	Final Volume
Run #1	30.0 g	1.0 ml
Run #2		

BN TCL List

CAS No.	Compound	Result	RL	MDL	Units	Q
83-32-9	Acenaphthene	ND	380	44	ug/kg	
208-96-8	Acenaphthylene	175	380	46	ug/kg	J
120-12-7	Anthracene	295	380	72	ug/kg	J
56-55-3	Benzo(a)anthracene	657	380	68	ug/kg	
50-32-8	Benzo(a)pyrene	694	380	68	ug/kg	
205-99-2	Benzo(b)fluoranthene	1350	380	100	ug/kg	
191-24-2	Benzo(g,h,i)perylene	707	380	86	ug/kg	
207-08-9	Benzo(k)fluoranthene	341	380	42	ug/kg	J
101-55-3	4-Bromophenyl phenyl ether	ND	380	61	ug/kg	
85-68-7	Butyl benzyl phthalate	ND	380	92	ug/kg	
91-58-7	2-Chloronaphthalene	ND	380	41	ug/kg	
106-47-8	4-Chloroaniline	ND	950	110	ug/kg	
86-74-8	Carbazole	ND	380	78	ug/kg	
218-01-9	Chrysene	989	380	81	ug/kg	
111-91-1	bis(2-Chloroethoxy)methane	ND	380	44	ug/kg	
111-44-4	bis(2-Chloroethyl)ether	ND	380	37	ug/kg	
108-60-1	bis(2-Chloroisopropyl)ether	ND	380	85	ug/kg	
7005-72-3	4-Chlorophenyl phenyl ether	ND	380	48	ug/kg	
95-50-1	1,2-Dichlorobenzene	ND	380	53	ug/kg	
541-73-1	1,3-Dichlorobenzene	ND	380	54	ug/kg	
106-46-7	1,4-Dichlorobenzene	ND	380	38	ug/kg	
121-14-2	2,4-Dinitrotoluene	ND	380	85	ug/kg	
606-20-2	2,6-Dinitrotoluene	ND	380	66	ug/kg	
91-94-1	3,3'-Dichlorobenzidine	ND	950	100	ug/kg	
53-70-3	Dibenzo(a,h)anthracene	ND	380	97	ug/kg	
132-64-9	Dibenzofuran	ND	380	47	ug/kg	
84-74-2	Di-n-butyl phthalate	ND	380	71	ug/kg	
117-84-0	Di-n-octyl phthalate	ND	380	140	ug/kg	
84-66-2	Diethyl phthalate	ND	380	200	ug/kg	
131-11-3	Dimethyl phthalate	ND	380	51	ug/kg	
117-81-7	bis(2-Ethylhexyl)phthalate	ND	380	93	ug/kg	
206-44-0	Fluoranthene	1150	380	69	ug/kg	

ND = Not detected MDL - Method Detection Limit
RL = Reporting Limit
E = Indicates value exceeds calibration range

J = Indicates an estimated value
B = Indicates analyte found in associated method blank
N = Indicates presumptive evidence of a compound

Report of Analysis

Client Sample ID:	EP-9		
Lab Sample ID:	N40056-10	**Date Sampled:**	05/28/03
Matrix:	SO - Soil	**Date Received:**	05/28/03
Method:	SW846 8270C SW846 3550B	**Percent Solids:**	88.0
Project:	AK Allen, 255 East 2nd Street, Mineola, NY		

BN TCL List

CAS No.	Compound	Result	RL	MDL	Units	Q
86-73-7	Fluorene	ND	380	39	ug/kg	
118-74-1	Hexachlorobenzene	ND	380	57	ug/kg	
87-68-3	Hexachlorobutadiene	ND	380	57	ug/kg	
77-47-4	Hexachlorocyclopentadiene	ND	3800	130	ug/kg	
67-72-1	Hexachloroethane	ND	950	59	ug/kg	
193-39-5	Indeno(1,2,3-cd)pyrene	674	380	130	ug/kg	
78-59-1	Isophorone	ND	380	55	ug/kg	
91-57-6	2-Methylnaphthalene	64.9	380	39	ug/kg	J
88-74-4	2-Nitroaniline	ND	950	100	ug/kg	
99-09-2	3-Nitroaniline	ND	950	100	ug/kg	
100-01-6	4-Nitroaniline	ND	950	120	ug/kg	
91-20-3	Naphthalene	ND	380	38	ug/kg	
98-95-3	Nitrobenzene	ND	380	72	ug/kg	
621-64-7	N-Nitroso-di-n-propylamine	ND	380	76	ug/kg	
86-30-6	N-Nitrosodiphenylamine	ND	950	64	ug/kg	
85-01-8	Phenanthrene	487	380	61	ug/kg	
129-00-0	Pyrene	1260	380	67	ug/kg	
120-82-1	1,2,4-Trichlorobenzene	ND	380	66	ug/kg	

CAS No.	Surrogate Recoveries	Run# 1	Run# 2	Limits
4165-60-0	Nitrobenzene-d5	77%		30-122%
321-60-8	2-Fluorobiphenyl	75%		39-112%
1718-51-0	Terphenyl-d14	74%		24-138%

CAS No.	Tentatively Identified Compounds	R.T.	Est. Conc.	Units	Q
	system artifact/aldol-condensation	3.92	2000	ug/kg	J
	system artifact/aldol-condensation	4.87	70000	ug/kg	J
	alkane	22.92	820	ug/kg	J
	alkane	23.63	990	ug/kg	J
	alkane	24.31	900	ug/kg	J
	Benzopyrene	24.50	1400	ug/kg	J
	Total TIC, Semi-Volatile		4110	ug/kg	J

(a) Dilution required due to matrix interference.

ND = Not detected MDL - Method Detection Limit J = Indicates an estimated value
RL = Reporting Limit B = Indicates analyte found in associated method blank
E = Indicates value exceeds calibration range N = Indicates presumptive evidence of a compound

Accutest Laboratories

Report of Analysis

Client Sample ID:	EP-6		
Lab Sample ID:	N40056-7	**Date Sampled:**	05/28/03
Matrix:	SO - Soil	**Date Received:**	05/28/03
		Percent Solids:	87.9
Project:	AK Allen, 255 East 2nd Street, Mineola, NY		

Metals Analysis

Analyte	Result	RL	Units	DF	Prep	Analyzed	By	Method	Prep Method
Arsenic	4.6	1.1	mg/kg	1	05/29/03	05/29/03	ND	SW846 6010B	SW846 3050B
Barium	33.2	23	mg/kg	1	05/29/03	05/29/03	ND	SW846 6010B	SW846 3050B
Cadmium	<0.57	0.57	mg/kg	1	05/29/03	05/29/03	ND	SW846 6010B	SW846 3050B
Chromium	114	1.1	mg/kg	1	05/29/03	05/29/03	ND	SW846 6010B	SW846 3050B
Lead	25.6	1.1	mg/kg	1	05/29/03	05/29/03	ND	SW846 6010B	SW846 3050B
Mercury	0.062	0.033	mg/kg	1	05/30/03	05/30/03	ST	SW846 7471A	SW846 7471A
Selenium	<1.1	1.1	mg/kg	1	05/29/03	05/29/03	ND	SW846 6010B	SW846 3050B
Silver	<1.1	1.1	mg/kg	1	05/29/03	05/29/03	ND	SW846 6010B	SW846 3050B

RL = Reporting Limit

Accutest Laboratories

Report of Analysis

Client Sample ID:	EP-7		
Lab Sample ID:	N40056-8	**Date Sampled:**	05/28/03
Matrix:	SO - Soil	**Date Received:**	05/28/03
		Percent Solids:	87.4
Project:	AK Allen, 255 East 2nd Street, Mineola, NY		

Metals Analysis

Analyte	Result	RL	Units	DF	Prep	Analyzed	By	Method	Prep Method
Arsenic	24.4	1.2	mg/kg	1	05/29/03	05/29/03	ND	SW846 6010B	SW846 3050B
Barium	70.6	23	mg/kg	1	05/29/03	05/29/03	ND	SW846 6010B	SW846 3050B
Cadmium	0.91	0.58	mg/kg	1	05/29/03	05/29/03	ND	SW846 6010B	SW846 3050B
Chromium	133	1.2	mg/kg	1	05/29/03	05/29/03	ND	SW846 6010B	SW846 3050B
Lead	56.8	1.2	mg/kg	1	05/29/03	05/29/03	ND	SW846 6010B	SW846 3050B
Mercury	<0.035	0.035	mg/kg	1	05/30/03	05/30/03	ST	SW846 7471A	SW846 7471A
Selenium	1.7	1.2	mg/kg	1	05/29/03	05/29/03	ND	SW846 6010B	SW846 3050B
Silver	<1.2	1.2	mg/kg	1	05/29/03	05/29/03	ND	SW846 6010B	SW846 3050B

RL = Reporting Limit

Accutest Laboratories

Report of Analysis

Client Sample ID:	EP-9		
Lab Sample ID:	N40056-10	**Date Sampled:**	05/28/03
Matrix:	SO - Soil	**Date Received:**	05/28/03
		Percent Solids:	88.0
Project:	AK Allen, 255 East 2nd Street, Mineola, NY		

Metals Analysis

Analyte	Result	RL	Units	DF	Prep	Analyzed	By	Method	Prep Method
Arsenic	8.3	1.1	mg/kg	1	05/29/03	05/29/03	ND	SW846 6010B	SW846 3050B
Barium	24.8	22	mg/kg	1	05/29/03	05/29/03	ND	SW846 6010B	SW846 3050B
Cadmium	<0.56	0.56	mg/kg	1	05/29/03	05/29/03	ND	SW846 6010B	SW846 3050B
Chromium	36.3	1.1	mg/kg	1	05/29/03	05/29/03	ND	SW846 6010B	SW846 3050B
Lead	35.5	1.1	mg/kg	1	05/29/03	05/29/03	ND	SW846 6010B	SW846 3050B
Mercury	0.084	0.036	mg/kg	1	05/30/03	05/30/03	ST	SW846 7471A	SW846 7471A
Selenium	<1.1	1.1	mg/kg	1	05/29/03	05/29/03	ND	SW846 6010B	SW846 3050B
Silver	<1.1	1.1	mg/kg	1	05/29/03	05/29/03	ND	SW846 6010B	SW846 3050B

RL = Reporting Limit

Accutest Laboratories

Report of Analysis

Client Sample ID:	EP-1		
Lab Sample ID:	N40056-1	**Date Sampled:**	05/27/03
Matrix:	SO - Soil	**Date Received:**	05/28/03
Method:	SW846 8082 SW846 3550B	**Percent Solids:**	92.3
Project:	AK Allen, 255 East 2nd Street, Mineola, NY		

	File ID	DF	Analyzed	By	Prep Date	Prep Batch	Analytical Batch
Run #1	OA3963.D	1	05/30/03	SY	05/28/03	OP13902	GOA122
Run #2	OA3991.D	10	05/31/03	SY	05/28/03	OP13902	GOA123

	Initial Weight	Final Volume
Run #1	30.0 g	10.0 ml
Run #2	30.0 g	10.0 ml

PCB List

CAS No.	Compound	Result	RL	MDL	Units	Q
12674-11-2	Aroclor 1016	ND	18	12	ug/kg	
11104-28-2	Aroclor 1221	ND	18	7.2	ug/kg	
11141-16-5	Aroclor 1232	ND	18	4.2	ug/kg	
53469-21-9	Aroclor 1242	ND	18	12	ug/kg	
12672-29-6	Aroclor 1248	ND	18	11	ug/kg	
11097-69-1	Aroclor 1254	5180 [a]	180	160	ug/kg	
11096-82-5	Aroclor 1260	ND	18	16	ug/kg	

CAS No.	Surrogate Recoveries	Run# 1	Run# 2	Limits
877-09-8	Tetrachloro-m-xylene	75%	87%	12-142%
877-09-8	Tetrachloro-m-xylene	73%	90%	12-142%
2051-24-3	Decachlorobiphenyl	67%	74%	14-160%
2051-24-3	Decachlorobiphenyl	61%	90%	14-160%

(a) Result is from Run# 2

ND = Not detected MDL - Method Detection Limit
RL = Reporting Limit
E = Indicates value exceeds calibration range
J = Indicates an estimated value
B = Indicates analyte found in associated method blank
N = Indicates presumptive evidence of a compound

Accutest Laboratories

Report of Analysis

Client Sample ID:	EP-2		
Lab Sample ID:	N40056-2	**Date Sampled:**	05/28/03
Matrix:	SO - Soil	**Date Received:**	05/28/03
Method:	SW846 8082 SW846 3550B	**Percent Solids:**	75.6
Project:	AK Allen, 255 East 2nd Street, Mineola, NY		

	File ID	DF	Analyzed	By	Prep Date	Prep Batch	Analytical Batch
Run #1	OA3990.D	100	05/31/03	SY	05/28/03	OP13902	GOA123
Run #2							

	Initial Weight	Final Volume
Run #1	30.0 g	10.0 ml
Run #2		

PCB List

CAS No.	Compound	Result	RL	MDL	Units	Q
12674-11-2	Aroclor 1016	ND	2200	1500	ug/kg	
11104-28-2	Aroclor 1221	ND	2200	880	ug/kg	
11141-16-5	Aroclor 1232	ND	2200	510	ug/kg	
53469-21-9	Aroclor 1242	ND	2200	1400	ug/kg	
12672-29-6	Aroclor 1248	ND	2200	1400	ug/kg	
11097-69-1	Aroclor 1254	55500	2200	1900	ug/kg	
11096-82-5	Aroclor 1260	ND	2200	1900	ug/kg	

CAS No.	Surrogate Recoveries	Run# 1	Run# 2	Limits
877-09-8	Tetrachloro-m-xylene	0% [a]		12-142%
877-09-8	Tetrachloro-m-xylene	0% [a]		12-142%
2051-24-3	Decachlorobiphenyl	72%		14-160%
2051-24-3	Decachlorobiphenyl	113%		14-160%

(a) Outside control limits due to dilution.

ND = Not detected MDL - Method Detection Limit
RL = Reporting Limit
E = Indicates value exceeds calibration range

J = Indicates an estimated value
B = Indicates analyte found in associated method blank
N = Indicates presumptive evidence of a compound

Accutest Laboratories

Report of Analysis

Client Sample ID:	EP-3		
Lab Sample ID:	N40056-3	**Date Sampled:**	05/28/03
Matrix:	SO - Soil	**Date Received:**	05/28/03
Method:	SW846 8082 SW846 3550B	**Percent Solids:**	87.9
Project:	AK Allen, 255 East 2nd Street, Mineola, NY		

	File ID	DF	Analyzed	By	Prep Date	Prep Batch	Analytical Batch
Run #1	OA3987.D	50	05/30/03	SY	05/28/03	OP13902	GOA123
Run #2							

	Initial Weight	Final Volume
Run #1	30.0 g	10.0 ml
Run #2		

PCB List

CAS No.	Compound	Result	RL	MDL	Units	Q
12674-11-2	Aroclor 1016	ND	950	640	ug/kg	
11104-28-2	Aroclor 1221	ND	950	380	ug/kg	
11141-16-5	Aroclor 1232	ND	950	220	ug/kg	
53469-21-9	Aroclor 1242	ND	950	610	ug/kg	
12672-29-6	Aroclor 1248	ND	950	600	ug/kg	
11097-69-1	Aroclor 1254	30500	950	830	ug/kg	
11096-82-5	Aroclor 1260	ND	950	830	ug/kg	

CAS No.	Surrogate Recoveries	Run# 1	Run# 2	Limits
877-09-8	Tetrachloro-m-xylene	0% [a]		12-142%
877-09-8	Tetrachloro-m-xylene	0% [a]		12-142%
2051-24-3	Decachlorobiphenyl	67%		14-160%
2051-24-3	Decachlorobiphenyl	99%		14-160%

(a) Outside control limits due to dilution.

ND = Not detected MDL - Method Detection Limit J = Indicates an estimated value
RL = Reporting Limit B = Indicates analyte found in associated method blank
E = Indicates value exceeds calibration range N = Indicates presumptive evidence of a compound

Accutest Laboratories

Report of Analysis

Client Sample ID:	EP-3D		
Lab Sample ID:	N40056-4	**Date Sampled:**	05/28/03
Matrix:	SO - Soil	**Date Received:**	05/28/03
Method:	SW846 8082 SW846 3550B	**Percent Solids:**	86.7
Project:	AK Allen, 255 East 2nd Street, Mineola, NY		

	File ID	DF	Analyzed	By	Prep Date	Prep Batch	Analytical Batch
Run #1	OA3986.D	50	05/30/03	SY	05/28/03	OP13902	GOA123
Run #2							

	Initial Weight	Final Volume
Run #1	30.0 g	10.0 ml
Run #2		

PCB List

CAS No.	Compound	Result	RL	MDL	Units	Q
12674-11-2	Aroclor 1016	ND	960	650	ug/kg	
11104-28-2	Aroclor 1221	ND	960	380	ug/kg	
11141-16-5	Aroclor 1232	ND	960	220	ug/kg	
53469-21-9	Aroclor 1242	ND	960	620	ug/kg	
12672-29-6	Aroclor 1248	ND	960	610	ug/kg	
11097-69-1	Aroclor 1254	26200	960	840	ug/kg	
11096-82-5	Aroclor 1260	ND	960	840	ug/kg	

CAS No.	Surrogate Recoveries	Run# 1	Run# 2	Limits
877-09-8	Tetrachloro-m-xylene	0% [a]		12-142%
877-09-8	Tetrachloro-m-xylene	0% [a]		12-142%
2051-24-3	Decachlorobiphenyl	92%		14-160%
2051-24-3	Decachlorobiphenyl	97%		14-160%

(a) Outside control limits due to dilution.

ND = Not detected MDL - Method Detection Limit
RL = Reporting Limit
E = Indicates value exceeds calibration range
J = Indicates an estimated value
B = Indicates analyte found in associated method blank
N = Indicates presumptive evidence of a compound

Report of Analysis

Client Sample ID:	EP-4		
Lab Sample ID:	N40056-5	**Date Sampled:**	05/28/03
Matrix:	SO - Soil	**Date Received:**	05/28/03
Method:	SW846 8082 SW846 3550B	**Percent Solids:**	81.7
Project:	AK Allen, 255 East 2nd Street, Mineola, NY		

	File ID	DF	Analyzed	By	Prep Date	Prep Batch	Analytical Batch
Run #1	OA3985.D	50	05/30/03	SY	05/28/03	OP13902	GOA123
Run #2							

	Initial Weight	Final Volume
Run #1	30.0 g	10.0 ml
Run #2		

PCB List

CAS No.	Compound	Result	RL	MDL	Units	Q
12674-11-2	Aroclor 1016	ND	1000	690	ug/kg	
11104-28-2	Aroclor 1221	ND	1000	410	ug/kg	
11141-16-5	Aroclor 1232	ND	1000	230	ug/kg	
53469-21-9	Aroclor 1242	ND	1000	650	ug/kg	
12672-29-6	Aroclor 1248	ND	1000	650	ug/kg	
11097-69-1	Aroclor 1254	44100	1000	890	ug/kg	
11096-82-5	Aroclor 1260	ND	1000	890	ug/kg	

CAS No.	Surrogate Recoveries	Run# 1	Run# 2	Limits
877-09-8	Tetrachloro-m-xylene	0% [a]		12-142%
877-09-8	Tetrachloro-m-xylene	0% [a]		12-142%
2051-24-3	Decachlorobiphenyl	86%		14-160%
2051-24-3	Decachlorobiphenyl	83%		14-160%

(a) Outside control limits due to dilution.

ND = Not detected MDL - Method Detection Limit J = Indicates an estimated value
RL = Reporting Limit B = Indicates analyte found in associated method blank
E = Indicates value exceeds calibration range N = Indicates presumptive evidence of a compound

Accutest Laboratories

Report of Analysis

Client Sample ID:	EP-5		
Lab Sample ID:	N40056-6	**Date Sampled:**	05/28/03
Matrix:	SO - Soil	**Date Received:**	05/28/03
Method:	SW846 8082 SW846 3550B	**Percent Solids:**	93.0
Project:	AK Allen, 255 East 2nd Street, Mineola, NY		

	File ID	DF	Analyzed	By	Prep Date	Prep Batch	Analytical Batch
Run #1	OA3984.D	2	05/30/03	SY	05/28/03	OP13902	GOA123
Run #2							

	Initial Weight	Final Volume
Run #1	30.0 g	10.0 ml
Run #2		

PCB List

CAS No.	Compound	Result	RL	MDL	Units	Q
12674-11-2	Aroclor 1016	ND	36	24	ug/kg	
11104-28-2	Aroclor 1221	ND	36	14	ug/kg	
11141-16-5	Aroclor 1232	ND	36	8.2	ug/kg	
53469-21-9	Aroclor 1242	ND	36	23	ug/kg	
12672-29-6	Aroclor 1248	ND	36	23	ug/kg	
11097-69-1	Aroclor 1254	842	36	31	ug/kg	
11096-82-5	Aroclor 1260	ND	36	31	ug/kg	

CAS No.	Surrogate Recoveries	Run# 1	Run# 2	Limits
877-09-8	Tetrachloro-m-xylene	86%		12-142%
877-09-8	Tetrachloro-m-xylene	84%		12-142%
2051-24-3	Decachlorobiphenyl	79%		14-160%
2051-24-3	Decachlorobiphenyl	85%		14-160%

ND = Not detected MDL - Method Detection Limit J = Indicates an estimated value
RL = Reporting Limit B = Indicates analyte found in associated method blank
E = Indicates value exceeds calibration range N = Indicates presumptive evidence of a compound

Accutest Laboratories

Report of Analysis

Client Sample ID:	EP-6		
Lab Sample ID:	N40056-7	**Date Sampled:**	05/28/03
Matrix:	SO - Soil	**Date Received:**	05/28/03
Method:	SW846 8082 SW846 3550B	**Percent Solids:**	87.9
Project:	AK Allen, 255 East 2nd Street, Mineola, NY		

	File ID	DF	Analyzed	By	Prep Date	Prep Batch	Analytical Batch
Run #1	OA3962.D	1	05/30/03	SY	05/28/03	OP13902	GOA122
Run #2	OA3983.D	50	05/30/03	SY	05/28/03	OP13902	GOA123

	Initial Weight	Final Volume
Run #1	30.0 g	10.0 ml
Run #2	30.0 g	10.0 ml

PCB List

CAS No.	Compound	Result	RL	MDL	Units	Q
12674-11-2	Aroclor 1016	ND	19	13	ug/kg	
11104-28-2	Aroclor 1221	ND	19	7.5	ug/kg	
11141-16-5	Aroclor 1232	ND	19	4.4	ug/kg	
53469-21-9	Aroclor 1242	ND	19	12	ug/kg	
12672-29-6	Aroclor 1248	ND	19	12	ug/kg	
11097-69-1	Aroclor 1254	24700 [a]	950	830	ug/kg	
11096-82-5	Aroclor 1260	ND	19	17	ug/kg	

CAS No.	Surrogate Recoveries	Run# 1	Run# 2	Limits
877-09-8	Tetrachloro-m-xylene	91%	66%	12-142%
877-09-8	Tetrachloro-m-xylene	82%	71%	12-142%
2051-24-3	Decachlorobiphenyl	37%	78%	14-160%
2051-24-3	Decachlorobiphenyl	41%	96%	14-160%

(a) Result is from Run# 2

ND = Not detected MDL - Method Detection Limit
RL = Reporting Limit
E = Indicates value exceeds calibration range
J = Indicates an estimated value
B = Indicates analyte found in associated method blank
N = Indicates presumptive evidence of a compound

Accutest Laboratories

Report of Analysis

Client Sample ID:	EP-7		
Lab Sample ID:	N40056-8	**Date Sampled:**	05/28/03
Matrix:	SO - Soil	**Date Received:**	05/28/03
Method:	SW846 8082 SW846 3550B	**Percent Solids:**	87.4
Project:	AK Allen, 255 East 2nd Street, Mineola, NY		

	File ID	DF	Analyzed	By	Prep Date	Prep Batch	Analytical Batch
Run #1	OA3982.D	20	05/30/03	SY	05/28/03	OP13902	GOA123
Run #2							

	Initial Weight	Final Volume
Run #1	30.0 g	10.0 ml
Run #2		

PCB List

CAS No.	Compound	Result	RL	MDL	Units	Q
12674-11-2	Aroclor 1016	ND	380	260	ug/kg	
11104-28-2	Aroclor 1221	ND	380	150	ug/kg	
11141-16-5	Aroclor 1232	ND	380	88	ug/kg	
53469-21-9	Aroclor 1242	ND	380	240	ug/kg	
12672-29-6	Aroclor 1248	ND	380	240	ug/kg	
11097-69-1	Aroclor 1254	19800	380	330	ug/kg	
11096-82-5	Aroclor 1260	ND	380	330	ug/kg	

CAS No.	Surrogate Recoveries	Run# 1	Run# 2	Limits
877-09-8	Tetrachloro-m-xylene	67%		12-142%
877-09-8	Tetrachloro-m-xylene	119%		12-142%
2051-24-3	Decachlorobiphenyl	58%		14-160%
2051-24-3	Decachlorobiphenyl	89%		14-160%

ND = Not detected MDL - Method Detection Limit J = Indicates an estimated value
RL = Reporting Limit B = Indicates analyte found in associated method blank
E = Indicates value exceeds calibration range N = Indicates presumptive evidence of a compound

Accutest Laboratories

Report of Analysis

Client Sample ID:	EP-8		
Lab Sample ID:	N40056-9	**Date Sampled:**	05/28/03
Matrix:	SO - Soil	**Date Received:**	05/28/03
Method:	SW846 8082 SW846 3550B	**Percent Solids:**	88.0
Project:	AK Allen, 255 East 2nd Street, Mineola, NY		

	File ID	DF	Analyzed	By	Prep Date	Prep Batch	Analytical Batch
Run #1	OA3981.D	1	05/30/03	SY	05/28/03	OP13902	GOA123
Run #2							

	Initial Weight	Final Volume
Run #1	30.0 g	10.0 ml
Run #2		

PCB List

CAS No.	Compound	Result	RL	MDL	Units	Q
12674-11-2	Aroclor 1016	ND	19	13	ug/kg	
11104-28-2	Aroclor 1221	ND	19	7.5	ug/kg	
11141-16-5	Aroclor 1232	ND	19	4.4	ug/kg	
53469-21-9	Aroclor 1242	ND	19	12	ug/kg	
12672-29-6	Aroclor 1248	ND	19	12	ug/kg	
11097-69-1	Aroclor 1254	324	19	17	ug/kg	
11096-82-5	Aroclor 1260	ND	19	17	ug/kg	

CAS No.	Surrogate Recoveries	Run# 1	Run# 2	Limits
877-09-8	Tetrachloro-m-xylene	89%		12-142%
877-09-8	Tetrachloro-m-xylene	90%		12-142%
2051-24-3	Decachlorobiphenyl	79%		14-160%
2051-24-3	Decachlorobiphenyl	87%		14-160%

ND = Not detected MDL - Method Detection Limit J = Indicates an estimated value
RL = Reporting Limit B = Indicates analyte found in associated method blank
E = Indicates value exceeds calibration range N = Indicates presumptive evidence of a compound

Accutest Laboratories

Report of Analysis

Client Sample ID:	EP-9		
Lab Sample ID:	N40056-10	**Date Sampled:**	05/28/03
Matrix:	SO - Soil	**Date Received:**	05/28/03
Method:	SW846 8082 SW846 3550B	**Percent Solids:**	88.0
Project:	AK Allen, 255 East 2nd Street, Mineola, NY		

	File ID	DF	Analyzed	By	Prep Date	Prep Batch	Analytical Batch
Run #1	OA3980.D	20	05/30/03	SY	05/28/03	OP13902	GOA123
Run #2							

	Initial Weight	Final Volume
Run #1	30.0 g	10.0 ml
Run #2		

PCB List

CAS No.	Compound	Result	RL	MDL	Units	Q
12674-11-2	Aroclor 1016	ND	380	260	ug/kg	
11104-28-2	Aroclor 1221	ND	380	150	ug/kg	
11141-16-5	Aroclor 1232	ND	380	87	ug/kg	
53469-21-9	Aroclor 1242	ND	380	240	ug/kg	
12672-29-6	Aroclor 1248	ND	380	240	ug/kg	
11097-69-1	Aroclor 1254	3680	380	330	ug/kg	
11096-82-5	Aroclor 1260	ND	380	330	ug/kg	

CAS No.	Surrogate Recoveries	Run# 1	Run# 2	Limits
877-09-8	Tetrachloro-m-xylene	100%		12-142%
877-09-8	Tetrachloro-m-xylene	115%		12-142%
2051-24-3	Decachlorobiphenyl	85%		14-160%
2051-24-3	Decachlorobiphenyl	103%		14-160%

ND = Not detected MDL - Method Detection Limit
RL = Reporting Limit
E = Indicates value exceeds calibration range
J = Indicates an estimated value
B = Indicates analyte found in associated method blank
N = Indicates presumptive evidence of a compound

Accutest Laboratories

Report of Analysis

Client Sample ID:	EP-10		
Lab Sample ID:	N40056-11	**Date Sampled:**	05/28/03
Matrix:	SO - Soil	**Date Received:**	05/28/03
Method:	SW846 8082 SW846 3550B	**Percent Solids:**	96.2
Project:	AK Allen, 255 East 2nd Street, Mineola, NY		

	File ID	DF	Analyzed	By	Prep Date	Prep Batch	Analytical Batch
Run #1	OA3979.D	1	05/30/03	SY	05/28/03	OP13902	GOA123
Run #2							

	Initial Weight	Final Volume
Run #1	30.0 g	10.0 ml
Run #2		

PCB List

CAS No.	Compound	Result	RL	MDL	Units	Q
12674-11-2	Aroclor 1016	ND	17	12	ug/kg	
11104-28-2	Aroclor 1221	ND	17	6.9	ug/kg	
11141-16-5	Aroclor 1232	ND	17	4.0	ug/kg	
53469-21-9	Aroclor 1242	ND	17	11	ug/kg	
12672-29-6	Aroclor 1248	ND	17	11	ug/kg	
11097-69-1	Aroclor 1254	103	17	15	ug/kg	
11096-82-5	Aroclor 1260	ND	17	15	ug/kg	

CAS No.	Surrogate Recoveries	Run# 1	Run# 2	Limits
877-09-8	Tetrachloro-m-xylene	95%		12-142%
877-09-8	Tetrachloro-m-xylene	98%		12-142%
2051-24-3	Decachlorobiphenyl	82%		14-160%
2051-24-3	Decachlorobiphenyl	97%		14-160%

ND = Not detected MDL - Method Detection Limit J = Indicates an estimated value
RL = Reporting Limit B = Indicates analyte found in associated method blank
E = Indicates value exceeds calibration range N = Indicates presumptive evidence of a compound

Accutest Laboratories

Report of Analysis

Client Sample ID:	EP-11		
Lab Sample ID:	N40056-12	**Date Sampled:**	05/28/03
Matrix:	SO - Soil	**Date Received:**	05/28/03
Method:	SW846 8082 SW846 3550B	**Percent Solids:**	87.4
Project:	AK Allen, 255 East 2nd Street, Mineola, NY		

	File ID	DF	Analyzed	By	Prep Date	Prep Batch	Analytical Batch
Run #1	OA3978.D	20	05/30/03	SY	05/28/03	OP13902	GOA123
Run #2							

	Initial Weight	Final Volume
Run #1	30.0 g	10.0 ml
Run #2		

PCB List

CAS No.	Compound	Result	RL	MDL	Units	Q
12674-11-2	Aroclor 1016	ND	380	260	ug/kg	
11104-28-2	Aroclor 1221	ND	380	150	ug/kg	
11141-16-5	Aroclor 1232	ND	380	88	ug/kg	
53469-21-9	Aroclor 1242	ND	380	240	ug/kg	
12672-29-6	Aroclor 1248	ND	380	240	ug/kg	
11097-69-1	Aroclor 1254	980	380	330	ug/kg	
11096-82-5	Aroclor 1260	ND	380	330	ug/kg	

CAS No.	Surrogate Recoveries	Run# 1	Run# 2	Limits
877-09-8	Tetrachloro-m-xylene	93%		12-142%
877-09-8	Tetrachloro-m-xylene	109%		12-142%
2051-24-3	Decachlorobiphenyl	77%		14-160%
2051-24-3	Decachlorobiphenyl	92%		14-160%

ND = Not detected MDL - Method Detection Limit
RL = Reporting Limit
E = Indicates value exceeds calibration range
J = Indicates an estimated value
B = Indicates analyte found in associated method blank
N = Indicates presumptive evidence of a compound

Accutest Laboratories

Report of Analysis

Client Sample ID:	FB-5/28		
Lab Sample ID:	N40056-13	**Date Sampled:**	05/28/03
Matrix:	AQ - Field Blank Soil	**Date Received:**	05/28/03
Method:	SW846 8082 SW846 3510C	**Percent Solids:**	n/a
Project:	AK Allen, 255 East 2nd Street, Mineola, NY		

	File ID	DF	Analyzed	By	Prep Date	Prep Batch	Analytical Batch
Run #1	OA3957.D	1	05/29/03	SY	05/29/03	OP13866	GOA122
Run #2							

	Initial Volume	Final Volume
Run #1	1000 ml	10.0 ml
Run #2		

PCB List

CAS No.	Compound	Result	RL	MDL	Units	Q
12674-11-2	Aroclor 1016	ND	0.50	0.26	ug/l	
11104-28-2	Aroclor 1221	ND	0.50	0.27	ug/l	
11141-16-5	Aroclor 1232	ND	0.50	0.50	ug/l	
53469-21-9	Aroclor 1242	ND	0.50	0.38	ug/l	
12672-29-6	Aroclor 1248	ND	0.50	0.34	ug/l	
11097-69-1	Aroclor 1254	ND	0.50	0.30	ug/l	
11096-82-5	Aroclor 1260	ND	0.50	0.36	ug/l	

CAS No.	Surrogate Recoveries	Run# 1	Run# 2	Limits
877-09-8	Tetrachloro-m-xylene	83%		18-145%
877-09-8	Tetrachloro-m-xylene	78%		18-145%
2051-24-3	Decachlorobiphenyl	81%		20-149%
2051-24-3	Decachlorobiphenyl	79%		20-149%

ND = Not detected MDL - Method Detection Limit
RL = Reporting Limit
E = Indicates value exceeds calibration range
J = Indicates an estimated value
B = Indicates analyte found in associated method blank
N = Indicates presumptive evidence of a compound

Premier Environmental Services.

DATA USABILTY SUMMARY REPORT (DUSR)
OF THE
AK ALLEN SITE
MINEOLA, NEW YORK

ORGANIC AND
INORGANIC ANALYSES IN
AQUEOUS AND NON-AQUEOUS
SAMPLES

ACCUTEST LABORATORIES, INC.
DAYTON, NEW JERSEY

REPORT NUMBERS:
N40056

November, 2003

Prepared for
C.A. Rich Consultants, Inc.
Plainview, New York

Prepared by
Premier Environmental Services
2815 Covered Bridge Road
Merrick, New York 11566
(516)223-9761

NYS DEC Data Usability Summary Report

DATA VALIDATION FOR:	**Volatile Organic Analyses, Base Neutral Semivolatile Organic Analyses, Polychlorinated Biphenyl Analyses**
SITE:	**AK Allen Mineola, NY**
CONTRACT LAB:	**Accutest Laboratories, Inc. Dayton, New Jersey**
REVIEWER:	**Renee Cohen**
DATE REVIEW COMPLETED:	**November, 2003**
MATRIX:	**Aqueous and Non-Aqueous**

The data validation was performed according to the guidelines in the described in the New York State Department of Environmental Conservation, Division of Environmental Remediation, Guidance for the Development of Data Usability Summary Reports (DUSR). In addition the data was been reviewed using the protocol specified in the NYS Analytical Services Protocol ('95).

All data are considered valid and acceptable except those analytes which have been rejected "R" (unreliable/unusable). Due to various QC problems some analytes may have been qualified with a "J" (estimated), "N" (presumptive evidence for the presence of the material, "U" (non-detect), or "JN" (presumptive evidence for the presence of the material at an estimated value) flag. All actions are detailed on the attached sheets.

Several factors should be noted for all persons using this data. Persons using this data should be aware that no result is guaranteed to be accurate even if it has passed all QC tests. The main purpose of this review is to appropriately qualify outliers and to determine whether the results presented meet the specific site/project criteria for data quality and data use.

This data assessment includes twelve (12) soils and two (2) aqueous samples collected May 27, 2003 and May 28, 2003. Nine (9) soil samples and the two (2) aqueous samples are reviewed/validated in this DUSR report. The validated samples are summarized in Table 1 of this report. All of the samples were shipped to Accutest Laboratories, located in Dayton, New Jersey. The samples were received at the laboratory on May 28, 2003. The samples were analyzed for Volatile Organic Analytes (EPA Method 8260), Base Neutral Semivolatile Organic Analytes (BN SVOA-EPA Method 8270) and Polychlorinated Biphenyl's (PCB's) (EPA Method 8082) as specified on the Chain of Custody (COC) documentation that accompanied the samples to the laboratory. A copy of the COC documents associated with each data set is located in Appendix C of this report. Appendix D of this report includes the correspondence between this data validator and Accutest Laboratories that is associated with this data set. In addition, a number of the samples were analyzed for RCRA Metals. The inorganic data review is located in the Inorganic Data Usability Summary Report.

DATA USABILITY SUMMARY REPORT (DUSR)
AK ALLEN SITE

1. OVERVIEW:

The soil samples associated with this data set were submitted to the laboratory for the analyses requested on the Chain of Custody (COC) documentation. The samples were analyzed for the organic analytes using EPA Test Methods for the Evaluation of Solid Waste (SW 846), Method 8260/8270/8082. The laboratory provided a deliverables package in accordance with the guidelines in the NYSDEC ASP, Rev '95, Category B.

Twelve (12) soil samples, the Trip Blank and Field Blank sample were collected May 27, 2003 and May 28, 2003. The samples were received at the laboratory on May 28, 2003. Nine (9) soil samples, the Trip Blank and Field Blank sample were reviewed. Each was reviewed for the parameters listed on Chain of Custody documents that accompanied the data set to the laboratory.

The NYS ASP forms that were included in this data report did not note the correct analytical parameters that were listed on the COC forms. The laboratory was contacted and the discrepancy was resolved. The NYS ASP forms did not cite the correct collection date for sample EP-1. The laboratory was contacted and the discrepancy was resolved.

2. HOLDING TIME:

The amount of an analyte in a sample can change with time due to chemical instability, degradation, volatilization, etc. If the specified holding time is exceeded, the data may not be valid. Preserved volatile organic analyses are required to be analyzed within 10 days of validated time of sample receipt (VTSR) in accordance with the NYSDEC ASP, Rev '95. The technical holding time for properly preserved aqueous and non-aqueous samples is 14 days from collection. Base Neutral Semivolatile Organic and Polychlorinated Biphenyl samples are to be prepared/extracted within five (5) days of validated time of sample receipt (VTSR) in accordance with the NYSDEC ASP, Rev '95. The technical holding time for properly samples is to prepare the aqueous samples within 7 days of collection and the soil samples within fourteen days of collection.

Volatile Organic Analyses

The validated soil and aqueous samples in this data set were analyzed for Volatile Organic Analytes. The samples and associated QC samples were analyzed within the ten (10) days of VTSR.

Base Neutral Semivolatile Organic Analyses

Nine (9) soil samples were validated in this data set. The samples were extracted in one (1) batch on May 28, 2003. The aqueous Field Blank sample was prepared on May 29, 2003. The validated samples were prepared and analyzed within the NYS DEC ASP holding time.

Polychlorinated Biphenyl Analyses

Nine (9) soil samples and one (1) aqueous Field Blank sample were validated in this data set. The soil samples were prepared in one (1) batch on May 28, 2003. The Field Blank sample was prepared on May 29, 2003. All of the samples in this data set were prepared and analyzed within the NYS DEC ASP holding time.

DATA USABILITY SUMMARY REPORT (DUSR)
AK ALLEN SITE

3. SURROGATES:

All samples are spiked with surrogate compounds prior to sample preparation to evaluate the overall laboratory performance and the efficiency of the analytical technique. If the measured surrogate concentrations are outside the QC limits, qualifiers were applied to the effected samples.

Volatile Organic Analyses – Each sample was spiked with the surrogate compounds 1,2-Dichloroethane-d4, 4-Bromofluorobenzene, Toluene-d8 and Dibromofluoromethane. In-house surrogate recovery limits were reported by the laboratory.

The percent recovery of each surrogate met QC criteria in each of the validated samples in this data set with the exception of sample EP-4. 4-Bromofluorobenzene exceeded QC criteria (173%) in the initial analysis. The sample was reanalyzed and all surrogate QC criteria was met. The reanalysis was performed at a dilution that was 10 times the initial analysis. The laboratory reported the initial sample results (without dilution) on the final report page. The sample results that were reported in the report have been qualified "UJ/J" estimated.

Qualified data result pages are located in Appendix B of this report.

Base Neutral Semivolatile Organic Analyses – Each sample was spiked with the base neutral surrogate compounds Nitrobenzene-d5, 2-Fluorobiphenyl and Terphenyl-d14.

The percent recovery of each surrogate met QC criteria in each of the validated sample analyses in this data set.

Polychlorinated Biphenyl Analyses - Each sample was spiked with the surrogate compounds Tetrachloro-m-xylene and Decachlorobiphenyl. In-house surrogate recovery limits were reported by the laboratory.

The percent recovery of Tetrachloro-m-xylene (TCMX) exceeded QC criteria in samples EP-2, EP-3, EP-3D and EP-4 due to the dilution utilized to analyze and report the target analyte Aroclor 1254 in each of these samples. The recovery of Decachlorobiphenyl met QC criteria in all of the samples in this data set. Data was not qualified based on the surrogate recovery in the validated samples.

DATA USABILITY SUMMARY REPORT (DUSR)
AK ALLEN SITE

4. MATRIX SPIKE/SPIKE DUPLICATE, MS/MSD:

The MS/MSD data are generated to determine the long term precision and accuracy of the analytical method in various matrices. The MS/MSD may be used in conjunction with other QC criteria for additional qualification of data. The laboratory used the in-house generated recovery criteria and RPD (precision) data for reporting purposes.

Volatile Organic Analyses

Three (3) soil and one (1) aqueous Matrix Spike/Matrix Spike Duplicate sample set are associated with this data set. Sample EP-6 was utilized as a MS/MSD analysis for samples analyzed on May 29, 2003. This sample is not a validated sample, however, it is a site-specific sample. The recoveries of all target analytes met QC criteria with the exception of Chlorobenzene (57%/MSD), Ethylbenzene (49%/45%), Tetrachloroethene (34%/32%), 1,2,4-Trimethylbenzene (31%/30%), 1,3,5-Trimethylbenzene (31%/31%) and Total Xylenes (49%/45%). All Relative percent differences met QC criteria in this MS/MSD sample set. Data was not qualified based on the percent recoveries and Relative Percent Differences in the MS and MSD sample.

The other two (2) soil and one (1) aqueous MS/SD sample were batch QC. Data was not qualified based on the percent recovery and relative percent difference in batch QC sample data.

Base Neutral Semivolatile Organic Analyses

Sample EP-6 (N40056-7) was utilized for the soil MS/MSD analyses. This was not a validated sample, however, it was a site-specific MS/MSD sample. All percent recoveries met QC criteria in the MS and MSD sample with the exception of Anthracene (36%/31%), 4-Chloroaniline (0%/0%), 2,6-Dinitroaniline (168%0, 3,3'-Dichlorobenzidiene (0%/0%), 4-Nitroaniline (0%), N-nitroso-di-n-propylamine (131%/127%) and Phenanthrene (115%). All Relative Percent Differences met QC criteria with the exception of 4-Bromophenyl phenyl ether (27%), 2,6-Dinitrotoluene (65%), Di-methylphthalate (20%) and 3-Nitroaniline (45%). The MS/MSD sample was analyzed at a dilution of 1, however, the unspiked sample was analyzed at a dilution of 1:5 due to the concentration of TIC's detected and matrix interference was observed in the sample chromatogram and noted by the laboratory in the data report.

Sample data has not been qualified based on the Percent Recovery and Relative Percent Differences (RPD's) in the soil MS/MSD sample.

Batch QC was utilized for the aqueous MS/MSD sample set. Data was not qualified based on the recoveries and RPD in Batch QC data.

Polychlorinated Biphenyl Analyses

Soil sample EP-6 (N40056-07) was utilized for the soil MS/MSD analyses. The percent recovery of Aroclor 1260 and Aroclor 1260 exceeded QC criteria due to the concentration of Aroclor 1254 in the unspiked sample. PCB MS/MSD recoveries are advisory at this time. Data was not qualified based on the MS and MSD recovery.

Batch QC was utilized for the aqueous MS/MSD sample set. Data was not qualified based on the recoveries and RPD in Batch QC data.

DATA USABILITY SUMMARY REPORT (DUSR)
AK ALLEN SITE

5. BLANK SPIKE ANALYSIS:

The NY ASP protocol requires that a blank spike analysis be performed with each sample batch. The blank spike analysis is used to insure that the analytical system is in control. The laboratory applied in-house recovery limits for each analyte.

Volatile Organic Analytes

The laboratory reported four (4) blank spike analyses with this data set. The blank spike sample was fortified with all reported analytes. The spike recoveries in each of the blank spike samples met QC criteria.

Base Neutral Semivolatile Organic Analytes

The laboratory performed one (1) soil blank spike analysis with this data set. The sample was spiked with all reported analytes. All spike recoveries in the blank spike samples met QC criteria met QC criteria with the exception of 4-Nitroaniline. The recovery of this analytes was slightly above the acceptable limit. 4-Nitroaniline was not detected in any of the validated samples. No action was taken based on the recovery of 4-Nitroaniline in the blank spike sample.

One aqueous blank spike analysis is associated with this data set. All recoveries met QC criteria in this blank spike sample.

Polychlorinated Biphenyl Analyses

The laboratory performed one soil and one aqueous blank spike analysis with this data set. The samples were spiked with Aroclor 1016 and Aroclor 1260. All spike recoveries in each of the blank spike samples met QC criteria.

DATA USABILITY SUMMARY REPORT (DUSR)
AK ALLEN SITE

6. BLANK CONTAMINATION:

Quality assurance (QA) blanks, such as the method, trip, field, or rinse blanks are prepared to identify any contamination that may have been introduced into the samples during sample preparation or field activity. Method blanks measure laboratory contamination. Trip blanks measure cross-contamination of samples during shipment. Field blanks measure cross-contamination of samples during field operations. Samples are then qualified based on blank contamination when detected.

A) Method Blank contamination

Volatile Organic Analyses

Three (3) soil and one (1) aqueous method blank are associated with this data set. Each was free from contamination of target analytes. The method blank (G59763.D, 5/29/03) associated with the analysis of samples EP-1,EP-3, EP-3D, EP-5, EP-8 and EP-10 contained Carbon Dioxide at a concentration of 240 JN ug/kg. When detected in the validated soil samples, at a concentration less than ten (10) times that detected, this TIC has been negated.

Qualified data result pages are located in Appendix B of this report.

The method blank (G59784.D, 5/30/03) associated with the analysis of samples EP-4 and EP-11 contained Carbon Dioxide at a concentration of 250 ug/kg. When detected in the validated soil samples, at a concentration less than ten (10) times that detected, this TIC has been negated.

Qualified data result pages are located in Appendix B of this report.

The Methanol Extraction blank (S48407.D, 5/30/03) is associated with sample EP-2 was free from contamination of all target analytes.

The aqueous blank (X7412.D, 5/30/03) is associated with both the Trip Blank and Field Blank samples in this data set. It was free from contamination of all target analytes.

Base Neutral Semivolatile Organic Analyses

One (1) soil and one (1) aqueous method blank sample is associated with the validated samples in this data set. The soil method blank analyzed on Instrument P was free from contamination of all target analytes. Aldol Condensation Products (ACP) and system artifacts at retention time 3:48 and 4:37 minutes were detected in the method blank sample. These analytes when detected in associated validated samples (EP-10 and EP-11), have been negated. This method blank was analyzed on Instrument Z. This analysis was free from contamination of target analytes, however, ACP's at retention time 4:05 and 5:15 were detected. These analytes when detected in associated validated samples (EP-1, EP-8), have been negated.

Qualified data result pages are located in Appendix B of this report.

The aqueous method blank was free from contamination of target analytes. One unknown TIC at retention time 27.71 was detected. This TIC was not detected in the associated Field Blank sample, therefore, no action was taken.

DATA USABILITY SUMMARY REPORT (DUSR)
AK ALLEN SITE

6. BLANK CONTAMINATION (cont'd)

A) Method Blank contamination

Polychlorinated Biphenyl Analyses

One (1) soil and one (1) aqueous method blank is associated with the validated samples in this data set. Each was free from contamination of all target analytes.

B) Field Blank contamination

Volatile Organic Analyses

The Field Blank (5/28) sample associated with this data set was free from contamination of all target analytes with the exception of Carbon Disulfide (1/4 J ug/L). This analyte was not detected in any of the validated samples, therefore, no action was taken based on this contaminant.

Base Neutral Semivolatile Organic Analyses

The Field Blank sample (FB-5/28) was free from contamination of target analytes.

Polychlorinated Biphenyl Analyses

The Field Blank sample (FB-5/28) was free from contamination of target analytes.

C) Trip Blank contamination

Volatile Organic Analyses

The Trip Blank (5/28/03) sample was free from contamination of all target analytes.

DATA USABILITY SUMMARY REPORT (DUSR)
AK ALLEN SITE

7. GC/MS CALIBRATION:

Satisfactory instrument calibration is established to ensure that the instrument is capable of producing acceptable quantitative data. An initial calibration demonstrates that the instrument is capable of giving acceptable performance at the beginning of an experimental sequence. The continuing calibration verifies that the instrument is giving satisfactory daily performance. USEPA data validation criteria is the same for all analytes in both GC/MS Volatile and GC/MS Semivolatile Organic analyses, therefore, all text discussion is for VOA and SVOA samples analyses.

A) RESPONSE FACTOR

The response factor measures the instrument's response to specific chemical compounds. USEPA data review requires that the response factor of all analytes be greater than or equal to 0.05 in both initial and continuing calibration analyses. A value less than 0.05 indicates a serious detection and quantitation problem (poor sensitivity). USEPA data validation criteria states that if the minimum RRF criteria is not met in an initial calibration the positive results are qualified "J". Non detect results in the initial calibration with a RRF <0.05 are qualified "R", unusable. If RRF criteria is not met in the continuing calibration curve analysis, effected positive analytes will be qualified "J" estimated. Those analytes not detected are not qualified. The SW-846 Methods cite specific analytes known as System Performance Check Compounds (SPCC). Minimum response criteria is set for these analytes. If the minimum criteria is not met, analyses must stop and the source of problems must be found and corrected. Data associated with this set has been reviewed for the criteria in the cited in the EPA Method and the USEPA criteria.

Volatile Organic Analyses

Three (3) initial calibration curves are associated with this data set. The laboratory performed an initial multi-level calibration on May 16, 2003 (Inst. G). The RRF for all target compounds met QC criteria in this initial calibration curve. A multi-level initial calibration curve was analyzed on May 27, 2003 (Inst. S). The RRF of all target analytes with the exception of 2-Butanone (0.043) met QC criteria. 2-Butanone has been qualified "R" unuseable in the samples associated with this calibration curve. This "R" qualifier effects sample EP-4 and EP-2. A multi-level aqueous calibration curve was analyzed May 7, 2003 (Inst. X). The RRF for all target compounds met QC criteria in this initial calibration curve.

Five (5) continuing calibration standards are associated with this data set. All response factor of the target analytes met QC criteria in each of the continuing calibration standard analyses with the exception of 2-Butanone (0.042) on May 30, 2003 (S48381.D) and 2-Butanone (0.045) on May 30, 2003 (S48405.D). These continuing calibration standard s are associated with the reported analysis of sample EP-2.

DATA USABILITY SUMMARY REPORT (DUSR)
AK ALLEN SITE

7. GC/MS CALIBRATION (cont'd)

A) RESPONSE FACTOR

Base Neutral Semivolatile Organic Analyses

Three (3) initial calibration curves are associated with this data set. The laboratory performed the initial multi level calibrations on May 30, 2003 (Inst. B), May 29, 2003 (Inst. P.) and May 29, 2003 (Inst. Z). The RRF for all target compounds met QC criteria in each of the initial calibration curves.

Five (5) continuing calibration standards are associated with this data set. All response factor of the target analytes met QC criteria in each of the continuing calibration standard analyses.

B) PERCENT RELATIVE STANDARD DEVIATION (RSD) AND PERCENT DIFFERENCE (%D):

Percent RSD is calculated from the initial calibration and is used to indicate the stability of the specific compound response factor over increasing concentration. Percent D compares the response factor of the compounds in the continuing calibration standard to the mean response factor (RRF) from the initial calibration. Percent D is a measure of the instrument's daily performance. Region II data validation criteria states that the percent RSD of the initial calibration curve must be less than or equal to 30%. The %D must be <25% in the continuing calibration standard. This criteria has been applied to all target analytes. A value outside of these limits indicates potential detection and quantitation errors. For these reasons, all positive results are flagged as estimated, "J" and non-detects may be flagged "UJ", based on professional judgement. If %RSD and %D grossly exceed QC criteria (>90%), non-detects data may be qualified "R", unuseable. Data associated with this set has been reviewed for the criteria in the cited in the USEPA Data Validation Guidelines.

Volatile Organic Analyses

Three (3) initial calibration curves are associated with this data set. The laboratory performed initial multi level calibration on May 16, 2003 (Inst. G). The %RSD for all target compounds met QC criteria in this initial calibration curve. An initial calibration curve was analyzed on May 27, 2003 (Inst. S). The %RSD for all target compounds met QC criteria in this initial calibration curve. An aqueous initial calibration curve was analyzed on May 7, 2003 (Inst. X). The %RSD for all target compounds met QC criteria in this initial calibration curve.

Five (5) continuing calibration standard is associated with this data set. All % Difference criteria was met for all target analytes in each of the continuing calibration standard analyses with the exception of the following:

Date	File ID	Analyte	%Difference
5/29/03	G59761.D	Acetone	27.0
5/30/03	X7410.D	Acetone	39.2

Acetone in the samples associated with each of these continuing calibration standards has been qualified "UJ/J", estimated.

Qualified data result pages are located in Appendix B of this report.

DATA USABILITY SUMMARY REPORT (DUSR)
AK ALLEN SITE

7. GC/MS CALIBRATION (cont'd)

B) PERCENT RELATIVE STANDARD DEVIATION (RSD) AND PERCENT DIFFERENCE (%D):

Base Neutral Semivolatile Organic Analyses

Three (3) initial calibration curves are associated with this data set. The laboratory performed the initial multi level calibrations on May 30, 2003 (Inst. B), May 29, 2003 (Inst. P.) and May 29, 2003 (Inst. Z). The %RSD criteria was met for all target compounds met QC criteria in each of the initial calibration curves with the exception of Hexachlorocyclopentadiene (31.65%) in the Insstrument P curve. This analyte has been qualified "UJ/J" estimated in all samples reported from the Instrument P curve..

Five (5) continuing calibration standards are associated with this data set. All %Difference/Deviation criteria was met for the target analytes in each of the continuing calibration standard analyses with the exception of the following:

Date	File ID	Analyte	% Difference/Deviation
5/30/03	P01009.D	4-Nitroaniline	81.4

4-Nitroaniline has been qualified "UJ/J" estimated in samples EP-2, EP-3 and EP-3D. Qualified data result pages are located in Appendix B of this report.

8. GC CALIBRATION

GC Calibration of the PCB's was performed in accordance with the USEPA SW846 method. All analyses are performed using a single injection with a splitter and dual column (ZB1-ZB-1701) analysis. This included the analysis of a six-point calibration curve of Aroclor 1260 and Aroclor 1016. The Aroclor calibration factors and retention time windows are established. The %RSD of each peak must be less than 20% in the initial calibration curve analysis. One (1) single mid-level calibration standard was analyzed for each of the other Aroclors reported. Continuing calibration is performed after each ten (10) field samples. %Deviation is calculated. Review of continuing calibration standard is performed. Data qualifiers were applied when QC criteria was not met. Instrument and calibration criteria are then summarized on laboratory generated forms that were included in the data report for review.

Two (2) initial calibration curves are associated with this data set. The initial calibration curve associated with the validated samples was analyzed April 24, 2003. All calibration data associated with the validated samples met QC criteria in terns of response factor and %RSD. The initial calibration curve associated with the batch QC sample in this data set was analyzed June 3, 2003. All calibration data associated with the validated samples met QC criteria in terns of response factor and %RSD.

Five (5) continuing calibration standard analyses are associated with the validated samples. All QC criteria were met in each of the continuing calibration standard analyses.

DATA USABILITY SUMMARY REPORT (DUSR)
AK ALLEN SITE

9. GC/MS MASS SPECTROMETER TUNING:

Tuning and performance criteria are established to ensure adequate mass resolution, proper identification of compounds, and to some degree, sufficient instrument sensitivity. These criteria are not sample specific. Instrument performance is determined using standard materials. Therefore, these criteria should be met in all circumstances. The tuning standard for volatile organics is Bromofluorobenzene (BFB). The tuning compound for semivolatile organic analyses is decafluorotriphenylphosphine (DFTPP). If the mass calibration is in error, or missing, all associated data will be classified as unusable, "R".

Volatile Organic Analyses/Base Neutral Semivolatile Organic Analyses – All Instrument Tuning criteria was met for these sample analyses.

10. GC/MS INTERNAL STANDARDS PERFORMANCE:

Internal standard (IS) performance criteria ensure that the GC/MS sensitivity and response are stable during every run. The method recommends that the internal standard area count must not vary by more than a factor of 2 (-50%to +100%) from the associated continuing calibration standard. The method recommends that the retention time of the internal standard must not vary more than ±30 seconds from the associated continuing calibration standard. The EPA CLP validation guidelines state that if the area count is outside the (-50% to +100%) range of the associated standard, all of the positive results for compounds quantitated using that IS are qualified estimated, "J", and all non-detects below 50% are qualified "UJ", non detects above 100% should not be qualified or "R" if there is a severe loss of sensitivity. The internal standard evaluation criteria are applied to all field and QC samples.

Volatile Organic Analyses

All samples were fortified with the internal standards Tert Butyl Alcohol-d9, Pentafluorobenzene, 1,4-Difluorobenzene, Chlorobenzene-d5 and 1,4-Dichlorobenzene-d4. All internal standard area criteria were met for the validated sample in this data set with the exception of 1,4-Dichlorobenzene-d4 in sample EP-4. The analytes associated with this internal standard have been qualified "UJ/J" estimated. The sample was reanalyzed and all Internal Standard area counts were acceptable, however, the laboratory reported the reanalysis as the confirmation run.

Base Neutral Semivolatile Organic Analyses

The validated samples were fortified with the internal standards 1,4-Dichlorobenzene-d4, Naphthalene-d8, Acenaphthene-d10, Phenanthrene-d10, Chrysene-d12 and Perylene-d12. All Internal Standard QC criteria were met for the validated samples in this data set with the exception of that listed below.

Sample ID	Internal Standard
EP-1	Perylene-d12
EP-3	Perylene-d12
EP-3D	Perylene-d12

Each of these samples was reanalyzed and matrix interference was confirmed. The laboratory provided all analyses in the report for review. The target analytes associated with the Internal Standard Perylene-d12 have been qualified "UJ/J" estimated in these samples.

Qualified data result pages are located in Appendix B of this report.

DATA USABILITY SUMMARY REPORT (DUSR)
AK ALLEN SITE

11. FIELD DUPLICATE SAMPLE ANALYSES:

Sample EP-3 and EP-3D were collected in duplicate analyzed as field duplicate samples.

Volatile Organic Analyses - A review of the sample data results and the chromatograms was performed. Sample EP-3 was analyzed using minimum sample (approx 1 gram) based on the results of the laboratory screening data. Sample EP-3D was analyzed with 5 grams of soil sample, and no dilution was applied. The sample chromatogram of sample EP-3 indicated matrix interference while the sample chromatogram of sample EP-3 D was very flat indicating no matrix effect. The Percent Solids result of these two samples are comparable, however, based on the sample data reported and the chromatograms included in the report, the samples are not comparable.

Base Neutral Semivolatile Organic Analyses - Samples EP-3 and EP-3D were prepared in accordance with the method, however based on confirmed matrix interference both of the samples were analyzed and reported with a 1:5 dilution. Below is a summary of positive sample results in the duplicate analyses:

Analyte	Result ug/kg	Result ug/kg	RPD (%)
Anthracene	ND	177 J	NC
Benzo(a)anthracene	ND	116 J	NC
Benzo(ghi)perylene	ND	97.3 J	NC
Chrysene	ND	438	NC
Bis(2-ethylhexyl)phthalate	7120	5960	17.7
Fluoranthene	ND	284 J	NC
2-Methylnaphthalene	ND	139 J	NC
Phenanthrene	ND	209 J	NC
Pyrene	ND	406	NC
Total TIC's	129000 J	130300 J	

ND-denotes Not Detected
NC-denotes Not Calculated

Polychlorinated Biphenyl Analyses – Samples EP-3 and EP-3D were prepared in accordance with the method. Sample EP-3 and EP-3D were analyzed at a dilution of 1:50 due to the concentration of Aroclor detected in the sample.

Analyte	Result ug/kg	Result ug/kg	RPD (%)
Aroclor	30500	26200	15.2

DATA USABILITY SUMMARY REPORT (DUSR)
AK ALLEN SITE

12. COMPOUND IDENTIFICATION:

Target compounds are identified on the GC/MS by using the analyte's relative retention time (RRT) and by comparison to the ion spectra obtained from known standards. For the results to be a positive hit, the sample peak must be within ± 0.06 RRT units of the standard compound, and have an ion spectra which has a ratio of the primary and secondary ion intensities with 20% of that in the standard compound. Target compounds are identified on the GC by using the analytes retention time. Concentration is quantitated from the initial calibration curve.

Volatile Organic Analyses

All of the soil samples reported the VOA 8260 analytes specified on the COC documents. In addition, the analytes 1,2,4-Trimethylbenzene and 1,3,5-Trimethylbenzene were reported. A Library Search was performed and reported with all samples in this data set. The laboratory reported the target analytes to the determined method detection limit. All validated samples were analyzed and reported without dilution except where noted below. All soil sample data was reported on a dry weight basis. Carbon Dioxide was reported as a TIC compound in all of the validated soil samples. This TIC analyte has been negated in all of the validated soil samples when the concentration was within ten times that detected in the associated method blank.

Sample EP-2 was prepared and analyzed with a methanol extraction based on the concentration of target analytes detected in the sample. These include; 1,1-Dichloroethand (599 ug/kg), cis 1,2-Dichloroethene (2440 ug/kg), Tetrachloroethene (1430 ug/kg), Toluene (46.0 J ug/kg), 1,1,1-Trichloroethane (932 ug/kg), Trichloroethene (59.5 J ug/kg), 1,2,4-Trimethylbenzene (131 J ug/kg), 1,3,5-Trimethylbenzene (191 J ug/kg) and Total Xylenes (85.2 J ug/kg). The sample chromatogram exhibited matrix interference in the form of a hump. A total of 44100 ug/kg total TIC analytes were reported in this sample.

Sample EP-3 was prepared and analyzed using approximately 1 gram of sample. This lead to an elevation of base reporting limits of approximately 5 times. This dilution was due to the concentration of target analytes detected in the sample. These include; Tetrachloroethene (1520 ug/kg), 1,1,1-Trichloroethane (73.7 ug/kg) and Trichloroethene (57.0 ug/kg). The sample chromatogram exhibited matrix interference in the form of a hump. A total of 5730 ug/kg total TIC analytes were reported in this sample.

Sample EP-4 was initially prepared and analyzed using approximately 1 gram of sample. This lead to a reporting limit 5 times higher than the base reporting limit. This sample contained Tetrachloroethene (855 ug/kg), 1,1,1-Trichloroethene (115 ug/kg) and Trichloroethene (91.0 ug/kg). The sample chromatogram exhibited matrix interference in the form of a hump. A total of 5180 ug/kg total TIC analytes were reported in this sample. The sample was reanalyzed to confirm the presence of target analytes. The sample was extracted with Methanol and the raw data was provided in the report. The Methanol extraction data reported the same target analytes. The chromatogram still presented matrix interference "hump", however, the laboratory reported the data from the initial analysis.

DATA USABILITY SUMMARY REPORT (DUSR)
AK ALLEN SITE

12. COMPOUND IDENTIFICATION (cont'd)

Base Neutral Semivolatile Organic Analyses

The validated soil sample was prepared and analyzed in accordance with the method cited. The validated sample was reported without dilution except where noted below. Soil sample results are reported on a dry weight basis.

Sample EP-1 was analyzed without dilution however, matrix interference was observed in the chromatogram in the form of a hump. The Internal Standard Perylene-d12 exceeded QC criteria in the initial analysis. The reanalysis of the sample, without dilution, confirmed the matrix interference.

Sample EP-2 was prepared/concentrated to a final volume of 5mls. This lead to a 5X dilution upon initial analysis. This sample contained both target and non-target analytes.

Sample EP-3 was analyzed without dilution however, matrix interference was observed in the chromatogram in the form of a hump. The Internal Standard Perylene-d12 exceeded QC criteria in the initial analysis. The reanalysis of the sample, using a five (5) time dilution, confirmed the matrix interference. This sample contained both target and non-target analytes.

Sample EP-3D was analyzed using a dilution factor of 5. Matrix interference was observed in the chromatogram in the form of a hump. The Internal Standard Perylene-d12 exceeded QC criteria in the initial analysis. The reanalysis of the sample, using the same five (5) time dilution, confirmed the matrix interference. This sample contained both target and non-target analytes.

Sample EP-4 was prepared to a final extraction volume of 5mls. This lead to a dilution factor of 5. Matrix interference was observed in the chromatogram in the form of a hump This sample contained bis(2-ethylhexyl)phthalate at a concentration of 16000 ug/kg. A number of non-target compounds were also reported in this sample.

Polychlorinated Biphenyl Analyses

Samples were prepared and analyzed in accordance with the method cited. The sample extracts were all Alumina cleaned prior to sample analysis. Soil sample data results are reported on a dry weight basis.

Sample EP-1 was reported from a 1:10 dilution due to the concentration of Aroclor 1254 (5180 ug/kg) detected in the sample. A review of the results from both the primary and secondary column indicate good precision.

Sample EP-2 was reported from a 1:100 dilution due to the concentration of Aroclor 1254 (55500 ug/kg) detected in the sample. A review of the results from both the primary and secondary column indicate good precision. The recovery of the surrogate Tetrachloro-m-xylene exceeded QC limits in this extract due to the high concentration of the target analyte detected.

Sample EP-3 was reported from a 1:50 dilution due to the concentration of Aroclor 1254 (30500 ug/kg) detected in the sample. A review of the results from both the primary and secondary column indicate good precision. The recovery of the surrogate Tetrachloro-m-xylene exceeded QC limits in this extract due to the high concentration of the target analyte detected.

DATA USABILITY SUMMARY REPORT (DUSR)
AK ALLEN SITE

12. COMPOUND IDENTIFICATION (cont'd)

Sample EP-3D was reported from a 1:50 dilution due to the concentration of Aroclor (26200 ug/kg) detected in the sample. A review of the results from both the primary and secondary column indicate good precision. The recovery of the surrogate Tetrachloro-m-xylene exceeded QC limits in this extract due to the high concentration of the target analyte detected.

Sample EP-4 was reported from a 1:50 dilution due to the concentration of Aroclor 1254 (44100 ug/kg) detected in the sample. A review of the results from both the primary and secondary column indicate good precision. The recovery of the surrogate Tetrachloro-m-xylene exceeded QC limits in this extract due to the high concentration of the target analyte detected.

Sample EP-5 was reported from a 1:2 dilution due to the concentration of Aroclor 1254 (842 ug/kg) detected in the sample. A review of the results from both the primary and secondary column indicate good precision.

Sample EP-11 was reported from a 1:20 dilution due to the concentration of Aroclor 1254 (980 ug/kg) detected in the sample. A review of the results from both the primary and secondary column indicate good precision.

13. OVERALL ASSESSMENT:

Analytical QC criteria was met for these analyses. The data reported agrees with the raw data provided in the final report. The laboratory provided a complete data package and reported all data using acceptable protocols and laboratory qualifiers as defined in the report package. All soil sample data was reported on a dry weight basis.

The data provided for this data set is acceptable for use, with the noted data qualifiers.

TABLE 1

2815 COVERED BRIDGE ROAD, MERRICK, NEW YORK 11566
(516) 223-9761 • FAX (516) 223-0983

NYS DEC Data Usability Summary Report

DATA VALIDATION FOR:	**RCRA Metals**
SITE:	**AK Allen** **Mineola, NY**
CONTRACT LAB:	**Accutest Laboratories** **Dayton, New Jersey**
REVIEWER:	**Renee Cohen**
DATE REVIEW COMPLETED:	**November, 2003**
MATRIX:	**Non-Aqueous, Aqueous**

This data assessment is for the twelve (12) soils and two (2) aqueous samples collected on May 27, 2003 and May 28, 2003. The validated samples are summarized in Table 1 of this report. All of the samples were and shipped to Accutest Laboratories, located in Dayton, New Jersey. The COC indicated which samples were to be analyzed for the RCRA Metals group. A copy of the COC documents associated with the data set is located in Appendix C of this report. These samples were analyzed for organic parameters, the data review associated with the organic analyses are located in the Organic Data Usability Report (DUSR).

The data evaluation was performed according to the guidelines noted in the "National Functional Guidelines for Inorganic Data Review, February 1994 and the NYSDEC ASP. A Data Usability Summary Report (DUSR) has been prepared in accordance with the guidelines of the New York State Division of Environmental Remediation.

Several factors should be noted for all persons using this data. Persons using this data should be aware that no result is guaranteed to be accurate even if it has passed all QC tests. The main purpose of this review is to appropriately qualify outliers and to determine whether the results presented meet the specific site/project criteria for data quality and data use.

Table 1 of this report contains a cross reference between the Field Sample ID's and the Laboratory Sample ID's.

Appendix A of this Data Usability Summary Report (DUSR) contains a summary of the data qualifiers that may be used in the report. Appendix B contains the qualified data result pages. Appendix C contains the Chain of Custody (COC) documents associated with this data set. Appendix D of this report includes copies of correspondence between this validator and the laboratory.

DATA USABILITY SUMMARY REPORT (DUSR)
AK ALLEN SITE

1. OVERVIEW

Samples associated with this site were collected on multiple days and submitted to Accutest Laboratories, Inc. A subset of samples was chosen for data review/validation.

Samples in Accutest Laboratory, Inc. Project Number N40056 were collected on May 27, 2003 and May 28, 2003 and delivered to the laboratory on May 28, 2003. A total of fourteen (14) were collected. Nine (9) of the soil samples and the Field Blank sample were chosen for review. A list of the reviewed samples is located in Table 1 of this report.

2. HOLDING TIME

The amount of an analyte in a sample can change with time due to chemical instability, degradation, volatilization, etc. If the specified holding time is exceeded, the data may not be valid. Metals with the exception of Mercury, are required to be digested and analyzed within 180 days of Verified Time of Sample Receipt (VTSR). Mercury samples are to be digested and analyzed within 26 days of VTSR.

All sample analyses associated with Project ID: N40056 were prepared/digested and analyzed within the proper holding time.

3. CALIBRATION ANALYSIS

Inductively Coupled Plasma (ICP) was utilized for these analyses. The ICP was calibrated using a single point standard as required by the manufacturer. An initial calibration verification (ICV) standard was then analyzed to verify instrument calibration. The validated samples in this data set were analyzed in one (1) analytical sequence on May 29, 2003. Recoveries of the ICV standards associated with the analytical sequence met QC criteria. One continuing calibration verification (CCV) standard was then analyzed after each ten (10) field samples. All CCV percent recoveries met QC criteria in each of the analytical sequences.

Analysis for Cold Vapor Mercury is calibrated using multi point standards and calculating the correlation coefficient of the curve. One of the calibrations standards must be analyzed at the CRDL. The analytical sequence associated with the validated samples in this data set was performed May 30, 2003. The initial calibration of the instrument met QC criteria. Continuing calibration standard analysis was performed using a mid point standard and calculating the concentration of the standard in terms of recovery from the initial calibration curve. All continuing calibration analyses associated with this data set met QC criteria.

4. CRDL STANDARD

The CRDL standard is used for the verification of instrument linearity near the CRDL. The CRDL standard control limits are 80%-120% recovery. If the CRDL standard falls outside of the control limits, associated data less than or equal to the 10X the CRDL are qualified estimated (J or UJ) or rejected (R) depending on the recovery of the CRDL standard and the concentration of the analyte in the sample. If the recovery of the CRDL standard is greater than 120% and the result is above the reporting limit the data results were qualified "K" biased high. If the recovery of the CRDL standard is greater than 120% and the result is reported ND, the data results are acceptable and no qualification is applied.

The ICP CRDL standards associated with the soil sequence analyzed May 29, 2003 met QC criteria with the exception of Arsenic (72%/69%/78%). The qualifier "J/UJ" estimated has been applied to the validated sample results associated with this analytical sequence.

Qualified data result pages are located in Appendix B of this report.

5. INTERFERENCE CHECK STANDARD

The Interference Check Standard (ICS) is used to verify the laboratory interelement and background correction factors of the ICP. Two solutions comprise the ICS A and ICS AB. Solution A consists of the interferent metals while solution AB is the group of target analytes and the interferents metals. An ICS analysis consists of analyzing both solutions consecutively for all wavelengths used for each analyte reported by ICP.

The ICSA and ICSAB recoveries associated with these analyses met QC criteria.

6. MATRIX SPIKE/MATRIX SPIKE DUPLICATE (MS/MSD) ANALYSIS

The spike sample analysis provides information about the effect of the sample matrix upon the digestion and measurement methodology. The spike control limits are 75%-125% when the sample concentration is less than four (4) times the spike added. If the matrix spike recoveries fall in the range of 30%-74%, the sample results are may be biased low and are qualified as estimated (J or UJ). If the matrix spike recoveries fall in the range of 126%-200%, sample results may be biased high. Positive results are qualified estimated (J). If the spike recovery is greater than 125% and the reported sample results are less than the IDL the data point is acceptable for use. If the matrix spike recovery is greater than 200%, the associated sample data are unusable and are rejected (R). If matrix spike results are less than 30%, the associated non-detect results are qualified unusable and rejected (R), and the results reported above the IDL are qualified estimated (J).

ICP and CVAA Hg MS/MSD analysis were performed on a batch QC aqueous sample. Sample data was not qualified based on the percent recoveries in a batch QC sample. ICP and CVAA Hg MS/MSD analysis was performed on sample EP-6. Although not a validated sample, review of the MS/MSD data was performed. All recoveries and percent differences met QC criteria.

7. POST DIGESTION SPIKE ANALYSIS

The post digestion spike sample analysis provides additional information about the effect of the sample matrix upon the digestion and measurement methodology. The post digestion spike is performed for each analyte that the pre-digestion spike recovery falls outside the 75-125% control limit.

Post digestion spike analysis was not required, based on the recoveries of the MS/MSD sample analyses. Accutest Laboratories did not perform post digestion spike analysis with the validated samples in this data set.

8. DUPLICATE SAMPLE ANALYSIS

The laboratory duplicate sample analysis is used to evaluate the laboratory precision of the method for each analyte. If the duplicate sample analysis results for a particular analyte fall outside the control windows of 20% RPD or +/- CRDL, whichever is appropriate depending upon the concentration of the sample, the associated sample results are qualified "J" estimated.

Accutest Laboratories did not perform sample duplicate analysis, however, matrix spike analysis was performed in duplicate. The Relative Percent Difference (RPD) of the MS and MSD analysis was reviewed. All soil RPD results met QC criteria in sample EP-6.

Batch QC was performed for the aqueous ICP and CVAA Hg analyses. Data was not qualified based on the results of batch QC analysis.

9. ICP SERIAL DILUTION

The serial dilution analysis indicates whether significant physical or chemical interference's exist due to the sample matrix. If the concentration of any analyte in the original sample is greater than 50 times the instrument detection limit (IDL), an analysis of a 5-fold dilution samples must yield results which have a percent difference (%D) of less than or equal to 10 with the original sample results. If the %D of the serial dilution exceeds the 10% (and is not greater than 100%) for a particular analyte, all the associated sample results are qualified estimated (J).

Batch QC was utilized for the aqueous serial dilution analysis. Data has not been qualified based on the results of the serial dilution results.

Soil sample EP-6 was utilized for the serial dilution analysis. All serial dilution results met QC criteria in this soil sample analysis.

DATA USABILITY SUMMARY REPORT (DUSR)
AK ALLEN SITE

10. BLANKS

Blank analyses are assessed to determine the existence and magnitude of contamination problems. The criteria for the evaluation of blanks applies to all blanks, including but not limited to reagent blanks, method blanks and field blanks. The responsibility for action in the case of an unsuitable blank result depends upon the circumstances and the origin of the blank itself. If the problem with any blank exists, then all associated data must be carefully evaluated to determine whether there is inherent variability in the data for that case, or the problem is an isolated occurrence not affecting other data.

ICP Metals – The validated samples in this data set was prepared in one (1) batch on May 29, 2003. Target analytes were not detected in this method blank sample.

Mercury Analyses – The validated samples in this data set was prepared in one (1) batch on May 30, 2003. The method blank was free from contamination.

One Field Blank (5/28) sample is associated with this data set. It was free from contamination of the RCRA metals that were reported with this data set.

11. LABORATORY CONTROL SAMPLE ANALYSIS (LCS)

The laboratory control sample (LCS) analysis provides information about the efficiency of the laboratory digestion procedure. If the recovery of any analyte is outside the established control limits, then laboratory performance and method accuracy are in question. Professional judgment is used to determine of data should be qualified or rejected.

Accutest Laboratories prepared and analyzed an LCS sample with each of the soil and aqueous digestion batches associated with this data set. Commercial percent recoveries were used for the review of soil LCS data. Recovery limits of 80%-120% were utilized for review of the aqueous LCS sample. All soil LCS recoveries met QC limits. All aqueous LCS recoveries met QC limits.

DATA USABILITY SUMMARY REPORT (DUSR)
AK ALLEN SITE

12. FIELD DUPLICATE DATA

Soil samples EP-3 and EP-3D were collected in duplicate. Below is a summary of the Field Duplicate data results that were reported in the final report. Data was not qualified based on the review/results of the Field Duplicate sample data.

Analyte	Result (mg/kg)	Result (mg/kg)	RPD (%)
Arsenic	4.9	9.9	67.6
Barium	90.5	83.9	7.6
Cadmium	1.2	2.0	50.0
Chromium	132	105	22.8
Lead	171	175	2.3
Mercury	0.46	0.34	30.0
Selenium	ND	ND	NC
Silver	ND	ND	NC

ND Denotes Not Detected
NC Denotes Not Calculated

13. INSTRUMENT QC DATA

The laboratory is required by the method to perform specific instrument verification tests on a specific timeframe. Based on a review of the QC summary forms included in the data report, Accutest Laboratories performed the required studies specified by the method.

14. SYSTEM PERFORMANCE AND OVERALL ASSESSMENT

This data set included the review of analysis of nine (9) soil and one (1) aqueous Field Blank (5/28) sample. The RCRA list of metals was reported. All sample data was reported in accordance with the cited method. Soil sample results are reported on a dry weight basis. The data associated with this data set is acceptable for use with the noted data qualifiers. Data qualifiers have been applied to this data set based on the guidelines in the cited EPA documents. A description of the qualifiers and decision for them is detailed in the above report.

APPENDIX A

2815 COVERED BRIDGE ROAD, MERRICK, NEW YORK 11566
(516) 223-9761 • FAX (516) 223-0983

Premier Environmental Services.

CLIENT SAMPLE ID	LABORATORY SAMPLE ID
EP-1	N40056-1
EP-2	N40056-2
EP-3	N40056-3
EP-3D	N40056-4
EP-4	N40056-5
EP-5	N40056-6
EP-8	N40056-9
EP-10	N40056-11
EP-11	N40056-12
Field Blank (5/28/03)	N40056-12
Trip Blank (5/28/03)	N40056-13

2815 COVERED BRIDGE ROAD, MERRICK, NEW YORK 11566
(516) 223-9761 • FAX (516) 223-0983

DATA QUALIFIER DEFINITIONS

U - The analyte was analyzed for, but was not detected above the reported sample quantitation limit.

J - The analyte was positively identified; the associated numerical value is the approximate concentration of the analyte in the sample.

N - The analysis indicates the presence of an analyte for which there is presumptive evidence to make a "tentative identification."

NJ - The analysis indicates the presence of an analyte that has been "tentatively identiifed" and the associated numerical value represents its approximate concentration.

UJ - The analyte was not detected above the reported sample quantitation limit. However, the reported quantitation limit is approximate and may or may not represent the actual limit of quantitation necessary to accurately and precisely measure the analyte in the sample.

R - The sample results are unreliable/unuseable. The presence or absence of the analyte cannot be verified.

K – The analyte is present. The reported value may be biased high. The actual value is expected to be lower than reported.

L - The analyte is present. The reported value may be biased low. The actual value is expected to be higher than reported.

UL – The analyte was not detected, and the reported quantitation limit is probably higher than reported.

2815 COVERED BRIDGE ROAD, MERRICK, NEW YORK 11566
(516) 223-9761 • FAX (516) 223-0983

APPENDIX B

2815 COVERED BRIDGE ROAD, MERRICK, NEW YORK 11566
(516) 223-9761 • FAX (516) 223-0983

Accutest Laboratories

Report of Analysis

Client Sample ID:	EP-1		
Lab Sample ID:	N40056-1	**Date Sampled:**	05/27/03
Matrix:	SO - Soil	**Date Received:**	05/28/03
Method:	SW846 8260B	**Percent Solids:**	92.3
Project:	AK Allen, 255 East 2nd Street, Mineola, NY		

	File ID	DF	Analyzed	By	Prep Date	Prep Batch	Analytical Batch
Run #1	G59770.D	1	05/29/03	SJM	n/a	n/a	VG3251
Run #2							

	Initial Weight
Run #1	4.9 g
Run #2	

VOA TCL List

CAS No.	Compound	Result	RL	MDL	Units	Q
67-64-1	Acetone	ND UJ	11	7.7	ug/kg	
71-43-2	Benzene	ND	1.1	0.23	ug/kg	
75-27-4	Bromodichloromethane	ND	5.5	0.36	ug/kg	
75-25-2	Bromoform	ND	5.5	0.67	ug/kg	
74-83-9	Bromomethane	ND	5.5	0.87	ug/kg	
78-93-3	2-Butanone (MEK)	ND	11	4.1	ug/kg	
75-15-0	Carbon disulfide	ND	5.5	1.9	ug/kg	
56-23-5	Carbon tetrachloride	ND	5.5	1.2	ug/kg	
108-90-7	Chlorobenzene	ND	5.5	1.1	ug/kg	
75-00-3	Chloroethane	ND	5.5	1.4	ug/kg	
67-66-3	Chloroform	ND	5.5	0.46	ug/kg	
74-87-3	Chloromethane	ND	5.5	0.69	ug/kg	
124-48-1	Dibromochloromethane	ND	5.5	0.29	ug/kg	
75-34-3	1,1-Dichloroethane	ND	5.5	0.36	ug/kg	
107-06-2	1,2-Dichloroethane	ND	5.5	0.63	ug/kg	
75-35-4	1,1-Dichloroethene	ND	5.5	0.44	ug/kg	
156-59-2	cis-1,2-Dichloroethene	ND	5.5	0.37	ug/kg	
156-60-5	trans-1,2-Dichloroethene	ND	5.5	0.37	ug/kg	
78-87-5	1,2-Dichloropropane	ND	5.5	0.85	ug/kg	
10061-01-5	cis-1,3-Dichloropropene	ND	5.5	0.32	ug/kg	
10061-02-6	trans-1,3-Dichloropropene	ND	5.5	0.23	ug/kg	
100-41-4	Ethylbenzene	ND	1.1	0.15	ug/kg	
591-78-6	2-Hexanone	ND	5.5	0.75	ug/kg	
108-10-1	4-Methyl-2-pentanone(MIBK)	ND	5.5	1.3	ug/kg	
75-09-2	Methylene chloride	ND	5.5	0.55	ug/kg	
100-42-5	Styrene	ND	5.5	1.1	ug/kg	
79-34-5	1,1,2,2-Tetrachloroethane	ND	5.5	0.47	ug/kg	
127-18-4	Tetrachloroethene	10.9	5.5	0.25	ug/kg	
108-88-3	Toluene	ND	1.1	0.76	ug/kg	
71-55-6	1,1,1-Trichloroethane	ND	5.5	0.33	ug/kg	
79-00-5	1,1,2-Trichloroethane	ND	5.5	0.43	ug/kg	
79-01-6	Trichloroethene	ND	5.5	0.24	ug/kg	

ND = Not detected MDL - Method Detection Limit
RL = Reporting Limit
E = Indicates value exceeds calibration range

J = Indicates an estimated value
B = Indicates analyte found in associated method blank
N = Indicates presumptive evidence of a compound

Report of Analysis

Client Sample ID:	EP-1		
Lab Sample ID:	N40056-1	**Date Sampled:**	05/27/03
Matrix:	SO - Soil	**Date Received:**	05/28/03
Method:	SW846 8260B	**Percent Solids:**	92.3
Project:	AK Allen, 255 East 2nd Street, Mineola, NY		

VOA TCL List

CAS No.	Compound	Result	RL	MDL	Units	Q
95-63-6	**1,2,4-Trimethylbenzene**	ND	5.5	0.30	ug/kg	
108-67-8	**1,3,5-Trimethylbenzene**	ND	5.5	0.32	ug/kg	
75-01-4	Vinyl chloride	ND	5.5	0.45	ug/kg	
1330-20-7	Xylene (total)	ND	2.2	0.49	ug/kg	

CAS No.	Surrogate Recoveries	Run# 1	Run# 2	Limits
1868-53-7	Dibromofluoromethane	96%		71-117%
17060-07-0	1,2-Dichloroethane-D4	95%		62-124%
2037-26-5	Toluene-D8	100%		78-115%
460-00-4	4-Bromofluorobenzene	117%		73-127%

CAS No.	Tentatively Identified Compounds	R.T.	Est. Conc.	Units	Q
124-38-9	Carbon dioxide	2.72	~~130~~ U	ug/kg	~~JN~~
124-38-9	Carbon dioxide	2.81	~~280~~ U	ug/kg	~~JN~~
	Total TIC, Volatile		410	ug/kg	J

ND = Not detected MDL - Method Detection Limit
RL = Reporting Limit
E = Indicates value exceeds calibration range

J = Indicates an estimated value
B = Indicates analyte found in associated method blank
N = Indicates presumptive evidence of a compound

Accutest Laboratories

Report of Analysis

Client Sample ID:	EP-2		
Lab Sample ID:	N40056-2	**Date Sampled:**	05/28/03
Matrix:	SO - Soil	**Date Received:**	05/28/03
Method:	SW846 8260B	**Percent Solids:**	75.6
Project:	AK Allen, 255 East 2nd Street, Mineola, NY		

	File ID	DF	Analyzed	By	Prep Date	Prep Batch	Analytical Batch
Run #1	S48408.D	1	05/30/03	KNV	n/a	n/a	VS1701
Run #2							

	Initial Weight	Final Volume	Methanol Aliquot
Run #1	5.0 g	5.0 ml	100 ul
Run #2			

VOA TCL List

CAS No.	Compound	Result	RL	MDL	Units	Q
67-64-1	Acetone	ND	660	460	ug/kg	
71-43-2	Benzene	ND	66	14	ug/kg	
75-27-4	Bromodichloromethane	ND	330	22	ug/kg	
75-25-2	Bromoform	ND	330	40	ug/kg	
74-83-9	Bromomethane	ND	330	52	ug/kg	
78-93-3	2-Butanone (MEK)	ND R	660	240	ug/kg	
75-15-0	Carbon disulfide	ND	330	110	ug/kg	
56-23-5	Carbon tetrachloride	ND	330	72	ug/kg	
108-90-7	Chlorobenzene	ND	330	67	ug/kg	
75-00-3	Chloroethane	ND	330	87	ug/kg	
67-66-3	Chloroform	ND	330	28	ug/kg	
74-87-3	Chloromethane	ND	330	42	ug/kg	
124-48-1	Dibromochloromethane	ND	330	18	ug/kg	
75-34-3	1,1-Dichloroethane	599	330	21	ug/kg	
107-06-2	1,2-Dichloroethane	ND	330	38	ug/kg	
75-35-4	1,1-Dichloroethene	ND	330	27	ug/kg	
156-59-2	cis-1,2-Dichloroethene	2440	330	22	ug/kg	
156-60-5	trans-1,2-Dichloroethene	ND	330	22	ug/kg	
78-87-5	1,2-Dichloropropane	ND	330	51	ug/kg	
10061-01-5	cis-1,3-Dichloropropene	ND	330	19	ug/kg	
10061-02-6	trans-1,3-Dichloropropene	ND	330	13	ug/kg	
100-41-4	Ethylbenzene	ND	66	8.9	ug/kg	
591-78-6	2-Hexanone	ND	330	45	ug/kg	
108-10-1	4-Methyl-2-pentanone(MIBK)	ND	330	78	ug/kg	
75-09-2	Methylene chloride	ND	330	33	ug/kg	
100-42-5	Styrene	ND	330	64	ug/kg	
79-34-5	1,1,2,2-Tetrachloroethane	ND	330	28	ug/kg	
127-18-4	Tetrachloroethene	1430	330	15	ug/kg	
108-88-3	Toluene	46.0	66	45	ug/kg	J
71-55-6	1,1,1-Trichloroethane	932	330	20	ug/kg	
79-00-5	1,1,2-Trichloroethane	ND	330	26	ug/kg	
79-01-6	Trichloroethene	59.5	330	14	ug/kg	J

ND = Not detected MDL - Method Detection Limit
RL = Reporting Limit
E = Indicates value exceeds calibration range

J = Indicates an estimated value
B = Indicates analyte found in associated method blank
N = Indicates presumptive evidence of a compound

Report of Analysis

Client Sample ID:	EP-2		
Lab Sample ID:	N40056-2	**Date Sampled:**	05/28/03
Matrix:	SO - Soil	**Date Received:**	05/28/03
Method:	SW846 8260B	**Percent Solids:**	75.6
Project:	AK Allen, 255 East 2nd Street, Mineola, NY		

VOA TCL List

CAS No.	Compound	Result	RL	MDL	Units	Q
95-63-6	**1,2,4-Trimethylbenzene**	131	330	18	ug/kg	J
108-67-8	**1,3,5-Trimethylbenzene**	191	330	19	ug/kg	J
75-01-4	Vinyl chloride	ND	330	27	ug/kg	
1330-20-7	Xylene (total)	85.2	130	30	ug/kg	J

CAS No.	Surrogate Recoveries	Run# 1	Run# 2	Limits
1868-53-7	Dibromofluoromethane	95%		71-117%
17060-07-0	1,2-Dichloroethane-D4	90%		62-124%
2037-26-5	Toluene-D8	97%		78-115%
460-00-4	4-Bromofluorobenzene	116%		73-127%

CAS No.	Tentatively Identified Compounds	R.T.	Est. Conc.	Units	Q
	unknown	13.15	3000	ug/kg	J
	cycloalkane/alkene	13.62	3100	ug/kg	J
	alkane	14.20	5400	ug/kg	J
	unknown	14.37	2400	ug/kg	J
	cycloalkane/alkene	14.61	3200	ug/kg	J
	naphthalene decahydro	15.21	9900	ug/kg	J
	unknown	15.64	3900	ug/kg	J
	naphthalene decahydro-methyl	15.90	5600	ug/kg	J
	naphthalene decahydro-methyl	16.14	5000	ug/kg	J
	unknown	17.38	2600	ug/kg	J
	Total TIC, Volatile		44100	ug/kg	J

ND = Not detected MDL - Method Detection Limit
RL = Reporting Limit
E = Indicates value exceeds calibration range

J = Indicates an estimated value
B = Indicates analyte found in associated method blank
N = Indicates presumptive evidence of a compound

Accutest Laboratories

Report of Analysis

Client Sample ID:	EP-3		
Lab Sample ID:	N40056-3	**Date Sampled:**	05/28/03
Matrix:	SO - Soil	**Date Received:**	05/28/03
Method:	SW846 8260B	**Percent Solids:**	87.9
Project:	AK Allen, 255 East 2nd Street, Mineola, NY		

	File ID	DF	Analyzed	By	Prep Date	Prep Batch	Analytical Batch
Run #1	G59777.D	1	05/30/03	SJM	n/a	n/a	VG3251
Run #2							

	Initial Weight
Run #1	0.89 g
Run #2	

VOA TCL List

CAS No.	Compound	Result	RL	MDL	Units	Q
67-64-1	Acetone	ND UJ	64	45	ug/kg	
71-43-2	Benzene	ND	6.4	1.3	ug/kg	
75-27-4	Bromodichloromethane	ND	32	2.1	ug/kg	
75-25-2	Bromoform	ND	32	3.9	ug/kg	
74-83-9	Bromomethane	ND	32	5.1	ug/kg	
78-93-3	2-Butanone (MEK)	ND	64	23	ug/kg	
75-15-0	Carbon disulfide	ND	32	11	ug/kg	
56-23-5	Carbon tetrachloride	ND	32	7.0	ug/kg	
108-90-7	Chlorobenzene	ND	32	6.5	ug/kg	
75-00-3	Chloroethane	ND	32	8.4	ug/kg	
67-66-3	Chloroform	ND	32	2.7	ug/kg	
74-87-3	Chloromethane	ND	32	4.0	ug/kg	
124-48-1	Dibromochloromethane	ND	32	1.7	ug/kg	
75-34-3	1,1-Dichloroethane	ND	32	2.1	ug/kg	
107-06-2	1,2-Dichloroethane	ND	32	3.6	ug/kg	
75-35-4	1,1-Dichloroethene	ND	32	2.6	ug/kg	
156-59-2	cis-1,2-Dichloroethene	ND	32	2.2	ug/kg	
156-60-5	trans-1,2-Dichloroethene	ND	32	2.1	ug/kg	
78-87-5	1,2-Dichloropropane	ND	32	4.9	ug/kg	
10061-01-5	cis-1,3-Dichloropropene	ND	32	1.8	ug/kg	
10061-02-6	trans-1,3-Dichloropropene	ND	32	1.3	ug/kg	
100-41-4	Ethylbenzene	ND	6.4	0.86	ug/kg	
591-78-6	2-Hexanone	ND	32	4.4	ug/kg	
108-10-1	4-Methyl-2-pentanone(MIBK)	ND	32	7.5	ug/kg	
75-09-2	Methylene chloride	ND	32	3.2	ug/kg	
100-42-5	Styrene	ND	32	6.2	ug/kg	
79-34-5	1,1,2,2-Tetrachloroethane	ND	32	2.7	ug/kg	
127-18-4	Tetrachloroethene	1520	32	1.4	ug/kg	
108-88-3	Toluene	ND	6.4	4.4	ug/kg	
71-55-6	1,1,1-Trichloroethane	73.7	32	1.9	ug/kg	
79-00-5	1,1,2-Trichloroethane	ND	32	2.5	ug/kg	
79-01-6	Trichloroethene	57.0	32	1.4	ug/kg	

ND = Not detected MDL - Method Detection Limit
RL = Reporting Limit
E = Indicates value exceeds calibration range

J = Indicates an estimated value
B = Indicates analyte found in associated method blank
N = Indicates presumptive evidence of a compound

Report of Analysis

Client Sample ID:	EP-3		
Lab Sample ID:	N40056-3	**Date Sampled:**	05/28/03
Matrix:	SO - Soil	**Date Received:**	05/28/03
Method:	SW846 8260B	**Percent Solids:**	87.9
Project:	AK Allen, 255 East 2nd Street, Mineola, NY		

VOA TCL List

CAS No.	Compound	Result	RL	MDL	Units	Q
95-63-6	**1,2,4-Trimethylbenzene**	ND	32	1.7	ug/kg	
108-67-8	**1,3,5-Trimethylbenzene**	ND	32	1.8	ug/kg	
75-01-4	Vinyl chloride	ND	32	2.6	ug/kg	
1330-20-7	Xylene (total)	ND	13	2.9	ug/kg	

CAS No.	Surrogate Recoveries	Run# 1	Run# 2	Limits
1868-53-7	Dibromofluoromethane	99%		71-117%
17060-07-0	1,2-Dichloroethane-D4	100%		62-124%
2037-26-5	Toluene-D8	97%		78-115%
460-00-4	4-Bromofluorobenzene	115%		73-127%

CAS No.	Tentatively Identified Compounds	R.T.	Est. Conc.	Units	Q
124-38-9	Carbon dioxide	2.74	~~2200~~ U	ug/kg	~~JN~~
	unknown	21.99	400	ug/kg	J
	unknown	22.78	330	ug/kg	J
	naphthalene decahydro-	23.07	230	ug/kg	J
	unknown	24.12	320	ug/kg	J
	hydrocarbon	24.43	440	ug/kg	J
	unknown	24.57	260	ug/kg	J
	alkane	24.79	480	ug/kg	J
	alkane	25.70	590	ug/kg	J
	cycloalkane/alkene	26.35	260	ug/kg	J
	unknown	28.88	220	ug/kg	J
	Total TIC, Volatile		5730	ug/kg	J

ND = Not detected MDL - Method Detection Limit
RL = Reporting Limit
E = Indicates value exceeds calibration range

J = Indicates an estimated value
B = Indicates analyte found in associated method blank
N = Indicates presumptive evidence of a compound

Accutest Laboratories

Report of Analysis

Client Sample ID:	EP-3D		
Lab Sample ID:	N40056-4	**Date Sampled:**	05/28/03
Matrix:	SO - Soil	**Date Received:**	05/28/03
Method:	SW846 8260B	**Percent Solids:**	86.7
Project:	AK Allen, 255 East 2nd Street, Mineola, NY		

	File ID	DF	Analyzed	By	Prep Date	Prep Batch	Analytical Batch
Run #1	G59776.D	1	05/30/03	SJM	n/a	n/a	VG3251
Run #2							

	Initial Weight
Run #1	5.1 g
Run #2	

VOA TCL List

CAS No.	Compound	Result	RL	MDL	Units	Q
67-64-1	Acetone	ND U5	11	7.9	ug/kg	
71-43-2	Benzene	ND	1.1	0.23	ug/kg	
75-27-4	Bromodichloromethane	ND	5.7	0.37	ug/kg	
75-25-2	Bromoform	ND	5.7	0.69	ug/kg	
74-83-9	Bromomethane	ND	5.7	0.89	ug/kg	
78-93-3	2-Butanone (MEK)	ND	11	4.1	ug/kg	
75-15-0	Carbon disulfide	ND	5.7	1.9	ug/kg	
56-23-5	Carbon tetrachloride	ND	5.7	1.2	ug/kg	
108-90-7	Chlorobenzene	ND	5.7	1.1	ug/kg	
75-00-3	Chloroethane	ND	5.7	1.5	ug/kg	
67-66-3	Chloroform	ND	5.7	0.47	ug/kg	
74-87-3	Chloromethane	ND	5.7	0.71	ug/kg	
124-48-1	Dibromochloromethane	ND	5.7	0.30	ug/kg	
75-34-3	1,1-Dichloroethane	ND	5.7	0.37	ug/kg	
107-06-2	1,2-Dichloroethane	ND	5.7	0.64	ug/kg	
75-35-4	1,1-Dichloroethene	ND	5.7	0.45	ug/kg	
156-59-2	cis-1,2-Dichloroethene	ND	5.7	0.38	ug/kg	
156-60-5	trans-1,2-Dichloroethene	ND	5.7	0.38	ug/kg	
78-87-5	1,2-Dichloropropane	ND	5.7	0.87	ug/kg	
10061-01-5	cis-1,3-Dichloropropene	ND	5.7	0.32	ug/kg	
10061-02-6	trans-1,3-Dichloropropene	ND	5.7	0.23	ug/kg	
100-41-4	Ethylbenzene	ND	1.1	0.15	ug/kg	
591-78-6	2-Hexanone	ND	5.7	0.77	ug/kg	
108-10-1	4-Methyl-2-pentanone(MIBK)	ND	5.7	1.3	ug/kg	
75-09-2	Methylene chloride	ND	5.7	0.56	ug/kg	
100-42-5	Styrene	ND	5.7	1.1	ug/kg	
79-34-5	1,1,2,2-Tetrachloroethane	ND	5.7	0.48	ug/kg	
127-18-4	Tetrachloroethene	ND	5.7	0.25	ug/kg	
108-88-3	Toluene	ND	1.1	0.77	ug/kg	
71-55-6	1,1,1-Trichloroethane	ND	5.7	0.34	ug/kg	
79-00-5	1,1,2-Trichloroethane	ND	5.7	0.44	ug/kg	
79-01-6	Trichloroethene	ND	5.7	0.24	ug/kg	

ND = Not detected MDL - Method Detection Limit
RL = Reporting Limit
E = Indicates value exceeds calibration range

J = Indicates an estimated value
B = Indicates analyte found in associated method blank
N = Indicates presumptive evidence of a compound

Report of Analysis

Client Sample ID:	EP-3D		
Lab Sample ID:	N40056-4	**Date Sampled:**	05/28/03
Matrix:	SO - Soil	**Date Received:**	05/28/03
Method:	SW846 8260B	**Percent Solids:**	86.7
Project:	AK Allen, 255 East 2nd Street, Mineola, NY		

VOA TCL List

CAS No.	Compound	Result	RL	MDL	Units	Q
95-63-6	**1,2,4-Trimethylbenzene**	ND	5.7	0.31	ug/kg	
108-67-8	**1,3,5-Trimethylbenzene**	ND	5.7	0.32	ug/kg	
75-01-4	Vinyl chloride	ND	5.7	0.46	ug/kg	
1330-20-7	Xylene (total)	ND	2.3	0.51	ug/kg	

CAS No.	Surrogate Recoveries	Run# 1	Run# 2	Limits
1868-53-7	Dibromofluoromethane	96%		71-117%
17060-07-0	1,2-Dichloroethane-D4	96%		62-124%
2037-26-5	Toluene-D8	102%		78-115%
460-00-4	4-Bromofluorobenzene	103%		73-127%

CAS No.	Tentatively Identified Compounds	R.T.	Est. Conc.	Units	Q
124-38-9	Carbon dioxide	2.72	~~290~~	ug/kg	~~JN~~
	Total TIC, Volatile		290	ug/kg	J

41

ND = Not detected MDL - Method Detection Limit
RL = Reporting Limit
E = Indicates value exceeds calibration range

J = Indicates an estimated value
B = Indicates analyte found in associated method blank
N = Indicates presumptive evidence of a compound

Accutest Laboratories

Report of Analysis

Client Sample ID:	EP-4		
Lab Sample ID:	N40056-5	**Date Sampled:**	05/28/03
Matrix:	SO - Soil	**Date Received:**	05/28/03
Method:	SW846 8260B	**Percent Solids:**	81.7
Project:	AK Allen, 255 East 2nd Street, Mineola, NY		

	File ID	DF	Analyzed	By	Prep Date	Prep Batch	Analytical Batch
Run #1	G59795.D	1	05/30/03	SJM	n/a	n/a	VG3252
Run #2 [a]	S48400.D	1	05/30/03	KNV	n/a	n/a	VS1700

	Initial Weight	Final Volume	Methanol Aliquot
Run #1	0.94 g		
Run #2	5.0 g	5.0 ml	100 ul

VOA TCL List

CAS No.	Compound	Result	RL	MDL	Units	Q
67-64-1	Acetone	ND	65	45	ug/kg	
71-43-2	Benzene	ND	6.5	1.3	ug/kg	
75-27-4	Bromodichloromethane	ND	33	2.1	ug/kg	
75-25-2	Bromoform	ND	33	4.0	ug/kg	
74-83-9	Bromomethane	ND	33	5.1	ug/kg	
78-93-3	2-Butanone (MEK)	ND	65	24	ug/kg	
75-15-0	Carbon disulfide	ND	33	11	ug/kg	
56-23-5	Carbon tetrachloride	ND	33	7.1	ug/kg	
108-90-7	Chlorobenzene	ND	33	6.6	ug/kg	
75-00-3	Chloroethane	ND	33	8.5	ug/kg	
67-66-3	Chloroform	ND	33	2.7	ug/kg	
74-87-3	Chloromethane	ND	33	4.1	ug/kg	
124-48-1	Dibromochloromethane	ND	33	1.7	ug/kg	
75-34-3	1,1-Dichloroethane	ND	33	2.1	ug/kg	
107-06-2	1,2-Dichloroethane	ND	33	3.7	ug/kg	
75-35-4	1,1-Dichloroethene	ND	33	2.6	ug/kg	
156-59-2	cis-1,2-Dichloroethene	ND	33	2.2	ug/kg	
156-60-5	trans-1,2-Dichloroethene	ND	33	2.2	ug/kg	
78-87-5	1,2-Dichloropropane	ND	33	5.0	ug/kg	
10061-01-5	cis-1,3-Dichloropropene	ND	33	1.9	ug/kg	
10061-02-6	trans-1,3-Dichloropropene	ND	33	1.3	ug/kg	
100-41-4	Ethylbenzene	ND	6.5	0.88	ug/kg	
591-78-6	2-Hexanone	ND	33	4.4	ug/kg	
108-10-1	4-Methyl-2-pentanone(MIBK)	ND	33	7.7	ug/kg	
75-09-2	Methylene chloride	ND	33	3.2	ug/kg	
100-42-5	Styrene	ND	33	6.3	ug/kg	
79-34-5	1,1,2,2-Tetrachloroethane	ND	33	2.8	ug/kg	
127-18-4	Tetrachloroethene	855	33	1.5	ug/kg	
108-88-3	Toluene	ND	6.5	4.5	ug/kg	
71-55-6	1,1,1-Trichloroethane	115	33	1.9	ug/kg	
79-00-5	1,1,2-Trichloroethane	ND	33	2.5	ug/kg	
79-01-6	Trichloroethene	91.0	33	1.4	ug/kg	

48

ND = Not detected MDL - Method Detection Limit J = Indicates an estimated value
RL = Reporting Limit B = Indicates analyte found in associated method blank
E = Indicates value exceeds calibration range N = Indicates presumptive evidence of a compound

Accutest Laboratories

Report of Analysis

Client Sample ID:	EP-4		
Lab Sample ID:	N40056-5	**Date Sampled:**	05/28/03
Matrix:	SO - Soil	**Date Received:**	05/28/03
Method:	SW846 8260B	**Percent Solids:**	81.7
Project:	AK Allen, 255 East 2nd Street, Mineola, NY		

VOA TCL List

CAS No.	Compound	Result	RL	MDL	Units	Q
95-63-6	**1,2,4-Trimethylbenzene**	ND U J	33	1.8	ug/kg	
108-67-8	**1,3,5-Trimethylbenzene**	ND	33	1.9	ug/kg	
75-01-4	Vinyl chloride	ND	33	2.7	ug/kg	
1330-20-7	Xylene (total)	ND	13	2.9	ug/kg	

CAS No.	Surrogate Recoveries	Run# 1	Run# 2	Limits
1868-53-7	Dibromofluoromethane	107%	95%	71-117%
17060-07-0	1,2-Dichloroethane-D4	109%	85%	62-124%
2037-26-5	Toluene-D8	91%	96%	78-115%
460-00-4	4-Bromofluorobenzene	173% [b]	96%	73-127%

CAS No.	Tentatively Identified Compounds	R.T.	Est. Conc.	Units	Q
124-38-9	Carbon dioxide	2.74	~~2600~~ U	ug/kg	~~JNB~~
	alkane	19.44	340	ug/kg	J
	cycloalkane/alkene	20.21	440	ug/kg	J
	unknown	21.99	510	ug/kg	J
	alkene	22.40	480	ug/kg	J
	alkane	22.78	920	ug/kg	J
	alkene	23.16	800	ug/kg	J
	cycloalkane/alkene	24.15	340	ug/kg	J
	hydrocarbon	24.43	490	ug/kg	J
	naphthalene decahydro-methyl	24.58	350	ug/kg	J
	unknown	25.74	510	ug/kg	J
	Total TIC, Volatile		5180	ug/kg	J

(a) Confirmation run.
(b) Outside control limits due to matrix interference.

ND = Not detected MDL - Method Detection Limit J = Indicates an estimated value
RL = Reporting Limit B = Indicates analyte found in associated method blank
E = Indicates value exceeds calibration range N = Indicates presumptive evidence of a compound

Accutest Laboratories

Report of Analysis

Client Sample ID:	EP-5		
Lab Sample ID:	N40056-6	**Date Sampled:**	05/28/03
Matrix:	SO - Soil	**Date Received:**	05/28/03
Method:	SW846 8260B	**Percent Solids:**	93.0
Project:	AK Allen, 255 East 2nd Street, Mineola, NY		

	File ID	DF	Analyzed	By	Prep Date	Prep Batch	Analytical Batch
Run #1	G59771.D	1	05/29/03	SJM	n/a	n/a	VG3251
Run #2							

	Initial Weight
Run #1	5.0 g
Run #2	

VOA TCL List

CAS No.	Compound	Result	RL	MDL	Units	Q
67-64-1	Acetone	ND UJ	11	7.5	ug/kg	
71-43-2	Benzene	ND	1.1	0.22	ug/kg	
75-27-4	Bromodichloromethane	ND	5.4	0.35	ug/kg	
75-25-2	Bromoform	ND	5.4	0.65	ug/kg	
74-83-9	Bromomethane	ND	5.4	0.85	ug/kg	
78-93-3	2-Butanone (MEK)	ND	11	3.9	ug/kg	
75-15-0	Carbon disulfide	ND	5.4	1.8	ug/kg	
56-23-5	Carbon tetrachloride	ND	5.4	1.2	ug/kg	
108-90-7	Chlorobenzene	ND	5.4	1.1	ug/kg	
75-00-3	Chloroethane	ND	5.4	1.4	ug/kg	
67-66-3	Chloroform	ND	5.4	0.45	ug/kg	
74-87-3	Chloromethane	ND	5.4	0.68	ug/kg	
124-48-1	Dibromochloromethane	ND	5.4	0.29	ug/kg	
75-34-3	1,1-Dichloroethane	ND	5.4	0.35	ug/kg	
107-06-2	1,2-Dichloroethane	ND	5.4	0.61	ug/kg	
75-35-4	1,1-Dichloroethene	ND	5.4	0.43	ug/kg	
156-59-2	cis-1,2-Dichloroethene	ND	5.4	0.36	ug/kg	
156-60-5	trans-1,2-Dichloroethene	ND	5.4	0.36	ug/kg	
78-87-5	1,2-Dichloropropane	ND	5.4	0.83	ug/kg	
10061-01-5	cis-1,3-Dichloropropene	ND	5.4	0.31	ug/kg	
10061-02-6	trans-1,3-Dichloropropene	ND	5.4	0.22	ug/kg	
100-41-4	Ethylbenzene	ND	1.1	0.15	ug/kg	
591-78-6	2-Hexanone	ND	5.4	0.73	ug/kg	
108-10-1	4-Methyl-2-pentanone(MIBK)	ND	5.4	1.3	ug/kg	
75-09-2	Methylene chloride	ND	5.4	0.53	ug/kg	
100-42-5	Styrene	ND	5.4	1.0	ug/kg	
79-34-5	1,1,2,2-Tetrachloroethane	ND	5.4	0.45	ug/kg	
127-18-4	Tetrachloroethene	ND	5.4	0.24	ug/kg	
108-88-3	Toluene	ND	1.1	0.74	ug/kg	
71-55-6	1,1,1-Trichloroethane	ND	5.4	0.32	ug/kg	
79-00-5	1,1,2-Trichloroethane	ND	5.4	0.42	ug/kg	
79-01-6	Trichloroethene	ND	5.4	0.23	ug/kg	

ND = Not detected MDL - Method Detection Limit
RL = Reporting Limit
E = Indicates value exceeds calibration range

J = Indicates an estimated value
B = Indicates analyte found in associated method blank
N = Indicates presumptive evidence of a compound

Report of Analysis

Client Sample ID:	EP-5		
Lab Sample ID:	N40056-6	**Date Sampled:**	05/28/03
Matrix:	SO - Soil	**Date Received:**	05/28/03
Method:	SW846 8260B	**Percent Solids:**	93.0
Project:	AK Allen, 255 East 2nd Street, Mineola, NY		

VOA TCL List

CAS No.	Compound	Result	RL	MDL	Units	Q
95-63-6	**1,2,4-Trimethylbenzene**	ND	5.4	0.29	ug/kg	
108-67-8	**1,3,5-Trimethylbenzene**	ND	5.4	0.31	ug/kg	
75-01-4	Vinyl chloride	ND	5.4	0.44	ug/kg	
1330-20-7	Xylene (total)	ND	2.2	0.48	ug/kg	

CAS No.	Surrogate Recoveries	Run# 1	Run# 2	Limits
1868-53-7	Dibromofluoromethane	96%		71-117%
17060-07-0	1,2-Dichloroethane-D4	96%		62-124%
2037-26-5	Toluene-D8	102%		78-115%
460-00-4	4-Bromofluorobenzene	101%		73-127%

CAS No.	Tentatively Identified Compounds	R.T.	Est. Conc.	Units	Q
124-38-9	Carbon dioxide	2.72	~~230~~ U	ug/kg	~~JN~~
	Total TIC, Volatile		230	ug/kg	J

57

ND = Not detected MDL - Method Detection Limit
RL = Reporting Limit
E = Indicates value exceeds calibration range

J = Indicates an estimated value
B = Indicates analyte found in associated method blank
N = Indicates presumptive evidence of a compound

Accutest Laboratories

Report of Analysis

Client Sample ID:	EP-8		
Lab Sample ID:	N40056-9	**Date Sampled:**	05/28/03
Matrix:	SO - Soil	**Date Received:**	05/28/03
Method:	SW846 8260B	**Percent Solids:**	88.0
Project:	AK Allen, 255 East 2nd Street, Mineola, NY		

	File ID	DF	Analyzed	By	Prep Date	Prep Batch	Analytical Batch
Run #1	G59773.D	1	05/29/03	SJM	n/a	n/a	VG3251
Run #2							

	Initial Weight
Run #1	5.0 g
Run #2	

VOA TCL List

CAS No.	Compound	Result	RL	MDL	Units	Q
67-64-1	Acetone	ND UJ	11	7.9	ug/kg	
71-43-2	Benzene	ND	1.1	0.23	ug/kg	
75-27-4	Bromodichloromethane	ND	5.7	0.37	ug/kg	
75-25-2	Bromoform	ND	5.7	0.69	ug/kg	
74-83-9	Bromomethane	ND	5.7	0.90	ug/kg	
78-93-3	2-Butanone (MEK)	ND	11	4.2	ug/kg	
75-15-0	Carbon disulfide	ND	5.7	1.9	ug/kg	
56-23-5	Carbon tetrachloride	ND	5.7	1.2	ug/kg	
108-90-7	Chlorobenzene	ND	5.7	1.1	ug/kg	
75-00-3	Chloroethane	ND	5.7	1.5	ug/kg	
67-66-3	Chloroform	ND	5.7	0.47	ug/kg	
74-87-3	Chloromethane	ND	5.7	0.71	ug/kg	
124-48-1	Dibromochloromethane	ND	5.7	0.30	ug/kg	
75-34-3	1,1-Dichloroethane	ND	5.7	0.37	ug/kg	
107-06-2	1,2-Dichloroethane	ND	5.7	0.65	ug/kg	
75-35-4	1,1-Dichloroethene	ND	5.7	0.46	ug/kg	
156-59-2	cis-1,2-Dichloroethene	ND	5.7	0.38	ug/kg	
156-60-5	trans-1,2-Dichloroethene	ND	5.7	0.38	ug/kg	
78-87-5	1,2-Dichloropropane	ND	5.7	0.88	ug/kg	
10061-01-5	cis-1,3-Dichloropropene	ND	5.7	0.32	ug/kg	
10061-02-6	trans-1,3-Dichloropropene	ND	5.7	0.23	ug/kg	
100-41-4	Ethylbenzene	ND	1.1	0.15	ug/kg	
591-78-6	2-Hexanone	ND	5.7	0.77	ug/kg	
108-10-1	4-Methyl-2-pentanone(MIBK)	ND	5.7	1.3	ug/kg	
75-09-2	Methylene chloride	ND	5.7	0.56	ug/kg	
100-42-5	Styrene	ND	5.7	1.1	ug/kg	
79-34-5	1,1,2,2-Tetrachloroethane	ND	5.7	0.48	ug/kg	
127-18-4	Tetrachloroethene	ND	5.7	0.25	ug/kg	
108-88-3	Toluene	ND	1.1	0.78	ug/kg	
71-55-6	1,1,1-Trichloroethane	ND	5.7	0.34	ug/kg	
79-00-5	1,1,2-Trichloroethane	ND	5.7	0.44	ug/kg	
79-01-6	Trichloroethene	ND	5.7	0.25	ug/kg	

80

ND = Not detected MDL - Method Detection Limit
RL = Reporting Limit
E = Indicates value exceeds calibration range

J = Indicates an estimated value
B = Indicates analyte found in associated method blank
N = Indicates presumptive evidence of a compound

Report of Analysis

Client Sample ID:	EP-8		
Lab Sample ID:	N40056-9	**Date Sampled:**	05/28/03
Matrix:	SO - Soil	**Date Received:**	05/28/03
Method:	SW846 8260B	**Percent Solids:**	88.0
Project:	AK Allen, 255 East 2nd Street, Mineola, NY		

VOA TCL List

CAS No.	Compound	Result	RL	MDL	Units	Q
95-63-6	**1,2,4-Trimethylbenzene**	ND	5.7	0.31	ug/kg	
108-67-8	**1,3,5-Trimethylbenzene**	ND	5.7	0.32	ug/kg	
75-01-4	Vinyl chloride	ND	5.7	0.46	ug/kg	
1330-20-7	Xylene (total)	ND	2.3	0.51	ug/kg	

CAS No.	Surrogate Recoveries	Run# 1	Run# 2	Limits
1868-53-7	Dibromofluoromethane	98%		71-117%
17060-07-0	1,2-Dichloroethane-D4	97%		62-124%
2037-26-5	Toluene-D8	103%		78-115%
460-00-4	4-Bromofluorobenzene	103%		73-127%

CAS No.	Tentatively Identified Compounds	R.T.	Est. Conc.	Units	Q
124-38-9	Carbon dioxide	2.73	~~290~~ U	ug/kg	~~JN~~
	Total TIC, Volatile		290	ug/kg	J

81

ND = Not detected MDL - Method Detection Limit
RL = Reporting Limit
E = Indicates value exceeds calibration range

J = Indicates an estimated value
B = Indicates analyte found in associated method blank
N = Indicates presumptive evidence of a compound

Accutest Laboratories

Report of Analysis

Client Sample ID:	EP-10		
Lab Sample ID:	N40056-11	**Date Sampled:**	05/28/03
Matrix:	SO - Soil	**Date Received:**	05/28/03
Method:	SW846 8260B	**Percent Solids:**	96.2
Project:	AK Allen, 255 East 2nd Street, Mineola, NY		

	File ID	DF	Analyzed	By	Prep Date	Prep Batch	Analytical Batch
Run #1	G59775.D	1	05/29/03	SJM	n/a	n/a	VG3251
Run #2							

	Initial Weight
Run #1	4.7 g
Run #2	

VOA TCL List

CAS No.	Compound	Result	RL	MDL	Units	Q
67-64-1	Acetone	ND U J	11	7.7	ug/kg	
71-43-2	Benzene	ND	1.1	0.23	ug/kg	
75-27-4	Bromodichloromethane	ND	5.5	0.36	ug/kg	
75-25-2	Bromoform	ND	5.5	0.67	ug/kg	
74-83-9	Bromomethane	ND	5.5	0.87	ug/kg	
78-93-3	2-Butanone (MEK)	ND	11	4.1	ug/kg	
75-15-0	Carbon disulfide	ND	5.5	1.9	ug/kg	
56-23-5	Carbon tetrachloride	ND	5.5	1.2	ug/kg	
108-90-7	Chlorobenzene	ND	5.5	1.1	ug/kg	
75-00-3	Chloroethane	ND	5.5	1.4	ug/kg	
67-66-3	Chloroform	ND	5.5	0.46	ug/kg	
74-87-3	Chloromethane	ND	5.5	0.69	ug/kg	
124-48-1	Dibromochloromethane	ND	5.5	0.29	ug/kg	
75-34-3	1,1-Dichloroethane	ND	5.5	0.36	ug/kg	
107-06-2	1,2-Dichloroethane	ND	5.5	0.63	ug/kg	
75-35-4	1,1-Dichloroethene	ND	5.5	0.44	ug/kg	
156-59-2	cis-1,2-Dichloroethene	ND	5.5	0.37	ug/kg	
156-60-5	trans-1,2-Dichloroethene	ND	5.5	0.37	ug/kg	
78-87-5	1,2-Dichloropropane	ND	5.5	0.85	ug/kg	
10061-01-5	cis-1,3-Dichloropropene	ND	5.5	0.32	ug/kg	
10061-02-6	trans-1,3-Dichloropropene	ND	5.5	0.23	ug/kg	
100-41-4	Ethylbenzene	ND	1.1	0.15	ug/kg	
591-78-6	2-Hexanone	ND	5.5	0.75	ug/kg	
108-10-1	4-Methyl-2-pentanone(MIBK)	ND	5.5	1.3	ug/kg	
75-09-2	Methylene chloride	ND	5.5	0.55	ug/kg	
100-42-5	Styrene	ND	5.5	1.1	ug/kg	
79-34-5	1,1,2,2-Tetrachloroethane	ND	5.5	0.47	ug/kg	
127-18-4	Tetrachloroethene	ND	5.5	0.25	ug/kg	
108-88-3	Toluene	ND	1.1	0.76	ug/kg	
71-55-6	1,1,1-Trichloroethane	ND	5.5	0.33	ug/kg	
79-00-5	1,1,2-Trichloroethane	ND	5.5	0.43	ug/kg	
79-01-6	Trichloroethene	ND	5.5	0.24	ug/kg	

95

ND = Not detected MDL - Method Detection Limit
RL = Reporting Limit
E = Indicates value exceeds calibration range

J = Indicates an estimated value
B = Indicates analyte found in associated method blank
N = Indicates presumptive evidence of a compound

Report of Analysis

Client Sample ID:	EP-10		
Lab Sample ID:	N40056-11	**Date Sampled:**	05/28/03
Matrix:	SO - Soil	**Date Received:**	05/28/03
Method:	SW846 8260B	**Percent Solids:**	96.2
Project:	AK Allen, 255 East 2nd Street, Mineola, NY		

VOA TCL List

CAS No.	Compound	Result	RL	MDL	Units	Q
95-63-6	**1,2,4-Trimethylbenzene**	ND	5.5	0.30	ug/kg	
108-67-8	**1,3,5-Trimethylbenzene**	ND	5.5	0.32	ug/kg	
75-01-4	Vinyl chloride	ND	5.5	0.45	ug/kg	
1330-20-7	Xylene (total)	ND	2.2	0.49	ug/kg	

CAS No.	Surrogate Recoveries	Run# 1	Run# 2	Limits
1868-53-7	Dibromofluoromethane	98%		71-117%
17060-07-0	1,2-Dichloroethane-D4	98%		62-124%
2037-26-5	Toluene-D8	102%		78-115%
460-00-4	4-Bromofluorobenzene	102%		73-127%

CAS No.	Tentatively Identified Compounds	R.T.	Est. Conc.	Units	Q
124-38-9	Carbon dioxide	2.73	~~270~~ U	ug/kg	~~JN~~
	Total TIC, Volatile		270	ug/kg	J

96

ND = Not detected MDL - Method Detection Limit
RL = Reporting Limit
E = Indicates value exceeds calibration range

J = Indicates an estimated value
B = Indicates analyte found in associated method blank
N = Indicates presumptive evidence of a compound

Accutest Laboratories

Report of Analysis

Client Sample ID:	EP-11		
Lab Sample ID:	N40056-12	**Date Sampled:**	05/28/03
Matrix:	SO - Soil	**Date Received:**	05/28/03
Method:	SW846 8260B	**Percent Solids:**	87.4
Project:	AK Allen, 255 East 2nd Street, Mineola, NY		

	File ID	DF	Analyzed	By	Prep Date	Prep Batch	Analytical Batch
Run #1	G59792.D	1	05/30/03	SJM	n/a	n/a	VG3252
Run #2							

	Initial Weight
Run #1	4.4 g
Run #2	

VOA TCL List

CAS No.	Compound	Result	RL	MDL	Units	Q
67-64-1	Acetone	ND	13	9.1	ug/kg	
71-43-2	Benzene	ND	1.3	0.27	ug/kg	
75-27-4	Bromodichloromethane	ND	6.5	0.43	ug/kg	
75-25-2	Bromoform	ND	6.5	0.79	ug/kg	
74-83-9	Bromomethane	ND	6.5	1.0	ug/kg	
78-93-3	2-Butanone (MEK)	ND	13	4.8	ug/kg	
75-15-0	Carbon disulfide	ND	6.5	2.2	ug/kg	
56-23-5	Carbon tetrachloride	ND	6.5	1.4	ug/kg	
108-90-7	Chlorobenzene	ND	6.5	1.3	ug/kg	
75-00-3	Chloroethane	ND	6.5	1.7	ug/kg	
67-66-3	Chloroform	ND	6.5	0.54	ug/kg	
74-87-3	Chloromethane	ND	6.5	0.82	ug/kg	
124-48-1	Dibromochloromethane	ND	6.5	0.35	ug/kg	
75-34-3	1,1-Dichloroethane	ND	6.5	0.42	ug/kg	
107-06-2	1,2-Dichloroethane	ND	6.5	0.74	ug/kg	
75-35-4	1,1-Dichloroethene	ND	6.5	0.52	ug/kg	
156-59-2	cis-1,2-Dichloroethene	ND	6.5	0.44	ug/kg	
156-60-5	trans-1,2-Dichloroethene	ND	6.5	0.44	ug/kg	
78-87-5	1,2-Dichloropropane	ND	6.5	1.0	ug/kg	
10061-01-5	cis-1,3-Dichloropropene	ND	6.5	0.37	ug/kg	
10061-02-6	trans-1,3-Dichloropropene	ND	6.5	0.27	ug/kg	
100-41-4	Ethylbenzene	ND	1.3	0.18	ug/kg	
591-78-6	2-Hexanone	ND	6.5	0.89	ug/kg	
108-10-1	4-Methyl-2-pentanone(MIBK)	ND	6.5	1.5	ug/kg	
75-09-2	Methylene chloride	ND	6.5	0.64	ug/kg	
100-42-5	Styrene	ND	6.5	1.3	ug/kg	
79-34-5	1,1,2,2-Tetrachloroethane	ND	6.5	0.55	ug/kg	
127-18-4	Tetrachloroethene	ND	6.5	0.29	ug/kg	
108-88-3	Toluene	ND	1.3	0.89	ug/kg	
71-55-6	1,1,1-Trichloroethane	ND	6.5	0.39	ug/kg	
79-00-5	1,1,2-Trichloroethane	ND	6.5	0.50	ug/kg	
79-01-6	Trichloroethene	ND	6.5	0.28	ug/kg	

102

ND = Not detected MDL - Method Detection Limit J = Indicates an estimated value
RL = Reporting Limit B = Indicates analyte found in associated method blank
E = Indicates value exceeds calibration range N = Indicates presumptive evidence of a compound

Report of Analysis

Client Sample ID:	EP-11		
Lab Sample ID:	N40056-12	**Date Sampled:**	05/28/03
Matrix:	SO - Soil	**Date Received:**	05/28/03
Method:	SW846 8260B	**Percent Solids:**	87.4
Project:	AK Allen, 255 East 2nd Street, Mineola, NY		

VOA TCL List

CAS No.	Compound	Result	RL	MDL	Units	Q
95-63-6	**1,2,4-Trimethylbenzene**	ND	6.5	0.35	ug/kg	
108-67-8	**1,3,5-Trimethylbenzene**	ND	6.5	0.37	ug/kg	
75-01-4	Vinyl chloride	ND	6.5	0.53	ug/kg	
1330-20-7	Xylene (total)	ND	2.6	0.58	ug/kg	

CAS No.	Surrogate Recoveries	Run# 1	Run# 2	Limits
1868-53-7	Dibromofluoromethane	96%		71-117%
17060-07-0	1,2-Dichloroethane-D4	94%		62-124%
2037-26-5	Toluene-D8	101%		78-115%
460-00-4	4-Bromofluorobenzene	105%		73-127%

CAS No.	Tentatively Identified Compounds	R.T.	Est. Conc.	Units	Q
124-38-9	Carbon dioxide	2.73	~~330~~ U	ug/kg	~~JN~~
	Total TIC, Volatile		330	ug/kg	J

103

ND = Not detected MDL - Method Detection Limit
RL = Reporting Limit
E = Indicates value exceeds calibration range

J = Indicates an estimated value
B = Indicates analyte found in associated method blank
N = Indicates presumptive evidence of a compound

Accutest Laboratories

Report of Analysis

Client Sample ID:	FB-5/28		
Lab Sample ID:	N40056-13	**Date Sampled:**	05/28/03
Matrix:	AQ - Field Blank Soil	**Date Received:**	05/28/03
Method:	SW846 8260B	**Percent Solids:**	n/a
Project:	AK Allen, 255 East 2nd Street, Mineola, NY		

	File ID	DF	Analyzed	By	Prep Date	Prep Batch	Analytical Batch
Run #1	X7414.D	1	05/30/03	LY	n/a	n/a	VX280
Run #2							

	Purge Volume
Run #1	5.0 ml
Run #2	

VOA TCL List

CAS No.	Compound	Result	RL	MDL	Units	Q
67-64-1	Acetone	ND UJ	10	3.0	ug/l	
71-43-2	Benzene	ND	1.0	0.21	ug/l	
75-27-4	Bromodichloromethane	ND	1.0	0.29	ug/l	
75-25-2	Bromoform	ND	4.0	0.23	ug/l	
74-83-9	Bromomethane	ND	2.0	0.74	ug/l	
78-93-3	2-Butanone (MEK)	ND	10	2.7	ug/l	
75-15-0	Carbon disulfide	1.4	2.0	0.33	ug/l	J
56-23-5	Carbon tetrachloride	ND	1.0	0.38	ug/l	
108-90-7	Chlorobenzene	ND	1.0	0.24	ug/l	
75-00-3	Chloroethane	ND	1.0	0.93	ug/l	
67-66-3	Chloroform	ND	1.0	0.35	ug/l	
74-87-3	Chloromethane	ND	1.0	0.37	ug/l	
124-48-1	Dibromochloromethane	ND	1.0	0.25	ug/l	
75-34-3	1,1-Dichloroethane	ND	1.0	0.29	ug/l	
107-06-2	1,2-Dichloroethane	ND	1.0	0.31	ug/l	
75-35-4	1,1-Dichloroethene	ND	1.0	0.30	ug/l	
156-59-2	cis-1,2-Dichloroethene	ND	1.0	0.22	ug/l	
156-60-5	trans-1,2-Dichloroethene	ND	1.0	0.36	ug/l	
78-87-5	1,2-Dichloropropane	ND	1.0	0.62	ug/l	
10061-01-5	cis-1,3-Dichloropropene	ND	1.0	0.16	ug/l	
10061-02-6	trans-1,3-Dichloropropene	ND	1.0	0.14	ug/l	
100-41-4	Ethylbenzene	ND	1.0	0.23	ug/l	
591-78-6	2-Hexanone	ND	5.0	1.1	ug/l	
108-10-1	4-Methyl-2-pentanone(MIBK)	ND	5.0	0.71	ug/l	
75-09-2	Methylene chloride	ND	2.0	0.41	ug/l	
100-42-5	Styrene	ND	5.0	0.29	ug/l	
79-34-5	1,1,2,2-Tetrachloroethane	ND	1.0	0.33	ug/l	
127-18-4	Tetrachloroethene	ND	1.0	0.70	ug/l	
108-88-3	Toluene	ND	1.0	0.25	ug/l	
71-55-6	1,1,1-Trichloroethane	ND	1.0	0.38	ug/l	
79-00-5	1,1,2-Trichloroethane	ND	1.0	0.35	ug/l	
79-01-6	Trichloroethene	ND	1.0	0.28	ug/l	

110

ND = Not detected MDL - Method Detection Limit
RL = Reporting Limit
E = Indicates value exceeds calibration range

J = Indicates an estimated value
B = Indicates analyte found in associated method blank
N = Indicates presumptive evidence of a compound

Report of Analysis

Client Sample ID:	FB-5/28		
Lab Sample ID:	N40056-13	**Date Sampled:**	05/28/03
Matrix:	AQ - Field Blank Soil	**Date Received:**	05/28/03
Method:	SW846 8260B	**Percent Solids:**	n/a
Project:	AK Allen, 255 East 2nd Street, Mineola, NY		

VOA TCL List

CAS No.	Compound	Result	RL	MDL	Units	Q
95-63-6	**1,2,4-Trimethylbenzene**	ND	5.0	0.17	ug/l	
108-67-8	**1,3,5-Trimethylbenzene**	ND	5.0	0.18	ug/l	
75-01-4	Vinyl chloride	ND	1.0	0.47	ug/l	
1330-20-7	Xylene (total)	ND	1.0	0.20	ug/l	

CAS No.	Surrogate Recoveries	Run# 1	Run# 2	Limits
1868-53-7	Dibromofluoromethane	104%		81-120%
17060-07-0	1,2-Dichloroethane-D4	104%		68-130%
2037-26-5	Toluene-D8	106%		83-116%
460-00-4	4-Bromofluorobenzene	104%		83-119%

CAS No.	Tentatively Identified Compounds	R.T.	Est. Conc.	Units	Q
	Total TIC, Volatile		0	ug/l	

ND = Not detected MDL - Method Detection Limit
RL = Reporting Limit
E = Indicates value exceeds calibration range

J = Indicates an estimated value
B = Indicates analyte found in associated method blank
N = Indicates presumptive evidence of a compound

Accutest Laboratories

Report of Analysis

Client Sample ID:	TB-5/28		
Lab Sample ID:	N40056-14	**Date Sampled:**	05/28/03
Matrix:	AQ - Trip Blank Soil	**Date Received:**	05/28/03
Method:	SW846 8260B	**Percent Solids:**	n/a
Project:	AK Allen, 255 East 2nd Street, Mineola, NY		

	File ID	DF	Analyzed	By	Prep Date	Prep Batch	Analytical Batch
Run #1	X7415.D	1	05/30/03	LY	n/a	n/a	VX280
Run #2							

	Purge Volume
Run #1	5.0 ml
Run #2	

VOA TCL List

CAS No.	Compound	Result	RL	MDL	Units	Q
67-64-1	Acetone	ND UJ	10	3.0	ug/l	
71-43-2	Benzene	ND	1.0	0.21	ug/l	
75-27-4	Bromodichloromethane	ND	1.0	0.29	ug/l	
75-25-2	Bromoform	ND	4.0	0.23	ug/l	
74-83-9	Bromomethane	ND	2.0	0.74	ug/l	
78-93-3	2-Butanone (MEK)	ND	10	2.7	ug/l	
75-15-0	Carbon disulfide	ND	2.0	0.33	ug/l	
56-23-5	Carbon tetrachloride	ND	1.0	0.38	ug/l	
108-90-7	Chlorobenzene	ND	1.0	0.24	ug/l	
75-00-3	Chloroethane	ND	1.0	0.93	ug/l	
67-66-3	Chloroform	ND	1.0	0.35	ug/l	
74-87-3	Chloromethane	ND	1.0	0.37	ug/l	
124-48-1	Dibromochloromethane	ND	1.0	0.25	ug/l	
75-34-3	1,1-Dichloroethane	ND	1.0	0.29	ug/l	
107-06-2	1,2-Dichloroethane	ND	1.0	0.31	ug/l	
75-35-4	1,1-Dichloroethene	ND	1.0	0.30	ug/l	
156-59-2	cis-1,2-Dichloroethene	ND	1.0	0.22	ug/l	
156-60-5	trans-1,2-Dichloroethene	ND	1.0	0.36	ug/l	
78-87-5	1,2-Dichloropropane	ND	1.0	0.62	ug/l	
10061-01-5	cis-1,3-Dichloropropene	ND	1.0	0.16	ug/l	
10061-02-6	trans-1,3-Dichloropropene	ND	1.0	0.14	ug/l	
100-41-4	Ethylbenzene	ND	1.0	0.23	ug/l	
591-78-6	2-Hexanone	ND	5.0	1.1	ug/l	
108-10-1	4-Methyl-2-pentanone(MIBK)	ND	5.0	0.71	ug/l	
75-09-2	Methylene chloride	ND	2.0	0.41	ug/l	
100-42-5	Styrene	ND	5.0	0.29	ug/l	
79-34-5	1,1,2,2-Tetrachloroethane	ND	1.0	0.33	ug/l	
127-18-4	Tetrachloroethene	ND	1.0	0.70	ug/l	
108-88-3	Toluene	ND	1.0	0.25	ug/l	
71-55-6	1,1,1-Trichloroethane	ND	1.0	0.38	ug/l	
79-00-5	1,1,2-Trichloroethane	ND	1.0	0.35	ug/l	
79-01-6	Trichloroethene	ND	1.0	0.28	ug/l	

116

ND = Not detected MDL - Method Detection Limit
RL = Reporting Limit
E = Indicates value exceeds calibration range

J = Indicates an estimated value
B = Indicates analyte found in associated method blank
N = Indicates presumptive evidence of a compound

Report of Analysis

Client Sample ID:	TB-5/28		
Lab Sample ID:	N40056-14	**Date Sampled:**	05/28/03
Matrix:	AQ - Trip Blank Soil	**Date Received:**	05/28/03
Method:	SW846 8260B	**Percent Solids:**	n/a
Project:	AK Allen, 255 East 2nd Street, Mineola, NY		

VOA TCL List

CAS No.	Compound	Result	RL	MDL	Units	Q
95-63-6	**1,2,4-Trimethylbenzene**	ND	5.0	0.17	ug/l	
108-67-8	**1,3,5-Trimethylbenzene**	ND	5.0	0.18	ug/l	
75-01-4	Vinyl chloride	ND	1.0	0.47	ug/l	
1330-20-7	Xylene (total)	ND	1.0	0.20	ug/l	

CAS No.	Surrogate Recoveries	Run# 1	Run# 2	Limits
1868-53-7	Dibromofluoromethane	104%		81-120%
17060-07-0	1,2-Dichloroethane-D4	103%		68-130%
2037-26-5	Toluene-D8	106%		83-116%
460-00-4	4-Bromofluorobenzene	104%		83-119%

CAS No.	Tentatively Identified Compounds	R.T.	Est. Conc.	Units	Q
	Total TIC, Volatile		0	ug/l	

ND = Not detected MDL - Method Detection Limit
RL = Reporting Limit
E = Indicates value exceeds calibration range
J = Indicates an estimated value
B = Indicates analyte found in associated method blank
N = Indicates presumptive evidence of a compound

Accutest Laboratories

Report of Analysis

Client Sample ID:	EP-1		
Lab Sample ID:	N40056-1	**Date Sampled:**	05/27/03
Matrix:	SO - Soil	**Date Received:**	05/28/03
Method:	SW846 8270C SW846 3550B	**Percent Solids:**	92.3
Project:	AK Allen, 255 East 2nd Street, Mineola, NY		

	File ID	DF	Analyzed	By	Prep Date	Prep Batch	Analytical Batch
Run #1	Z01058.D	1	05/30/03	YW	05/28/03	OP13901	EZ42
Run #2 [a]	Z01066.D	1	05/30/03	YW	05/28/03	OP13901	EZ43

	Initial Weight	Final Volume
Run #1	30.0 g	1.0 ml
Run #2	30.0 g	1.0 ml

BN TCL List

CAS No.	Compound	Result	RL	MDL	Units	Q
83-32-9	Acenaphthene	ND	72	8.3	ug/kg	
208-96-8	Acenaphthylene	ND	72	8.8	ug/kg	
120-12-7	Anthracene	ND	72	14	ug/kg	
56-55-3	Benzo(a)anthracene	ND	72	13	ug/kg	
50-32-8	Benzo(a)pyrene	ND	72	13	ug/kg	
205-99-2	Benzo(b)fluoranthene	ND	72	20	ug/kg	
191-24-2	Benzo(g,h,i)perylene	ND	72	16	ug/kg	
207-08-9	Benzo(k)fluoranthene	ND	72	7.9	ug/kg	
101-55-3	4-Bromophenyl phenyl ether	ND	72	12	ug/kg	
85-68-7	Butyl benzyl phthalate	ND	72	18	ug/kg	
91-58-7	2-Chloronaphthalene	ND	72	7.7	ug/kg	
106-47-8	4-Chloroaniline	ND	180	22	ug/kg	
86-74-8	Carbazole	ND	72	15	ug/kg	
218-01-9	Chrysene	ND	72	15	ug/kg	
111-91-1	bis(2-Chloroethoxy)methane	ND	72	8.4	ug/kg	
111-44-4	bis(2-Chloroethyl)ether	ND	72	7.0	ug/kg	
108-60-1	bis(2-Chloroisopropyl)ether	ND	72	16	ug/kg	
7005-72-3	4-Chlorophenyl phenyl ether	ND	72	9.1	ug/kg	
95-50-1	1,2-Dichlorobenzene	ND	72	10	ug/kg	
541-73-1	1,3-Dichlorobenzene	ND	72	10	ug/kg	
106-46-7	1,4-Dichlorobenzene	ND	72	7.2	ug/kg	
121-14-2	2,4-Dinitrotoluene	ND	72	16	ug/kg	
606-20-2	2,6-Dinitrotoluene	ND	72	13	ug/kg	
91-94-1	3,3'-Dichlorobenzidine	ND	180	19	ug/kg	
53-70-3	Dibenzo(a,h)anthracene	ND	72	18	ug/kg	
132-64-9	Dibenzofuran	ND	72	8.9	ug/kg	
84-74-2	Di-n-butyl phthalate	ND	72	14	ug/kg	
117-84-0	Di-n-octyl phthalate	ND	72	26	ug/kg	
84-66-2	Diethyl phthalate	ND	72	39	ug/kg	
131-11-3	Dimethyl phthalate	ND	72	9.8	ug/kg	
117-81-7	bis(2-Ethylhexyl)phthalate	ND	72	18	ug/kg	
206-44-0	Fluoranthene	ND	72	13	ug/kg	

ND = Not detected MDL - Method Detection Limit
RL = Reporting Limit
E = Indicates value exceeds calibration range

J = Indicates an estimated value
B = Indicates analyte found in associated method blank
N = Indicates presumptive evidence of a compound

Report of Analysis

Client Sample ID:	EP-1		
Lab Sample ID:	N40056-1	**Date Sampled:**	05/27/03
Matrix:	SO - Soil	**Date Received:**	05/28/03
Method:	SW846 8270C SW846 3550B	**Percent Solids:**	92.3
Project:	AK Allen, 255 East 2nd Street, Mineola, NY		

BN TCL List

CAS No.	Compound	Result	RL	MDL	Units	Q
86-73-7	Fluorene	ND	72	7.4	ug/kg	
118-74-1	Hexachlorobenzene	ND	72	11	ug/kg	
87-68-3	Hexachlorobutadiene	ND	72	11	ug/kg	
77-47-4	Hexachlorocyclopentadiene	ND	720	26	ug/kg	
67-72-1	Hexachloroethane	ND	180	11	ug/kg	
193-39-5	Indeno(1,2,3-cd)pyrene	ND UJ	72	24	ug/kg	
78-59-1	Isophorone	ND	72	11	ug/kg	
91-57-6	2-Methylnaphthalene	ND	72	7.4	ug/kg	
88-74-4	2-Nitroaniline	ND	180	19	ug/kg	
99-09-2	3-Nitroaniline	ND	180	19	ug/kg	
100-01-6	4-Nitroaniline	ND	180	22	ug/kg	
91-20-3	Naphthalene	ND	72	7.3	ug/kg	
98-95-3	Nitrobenzene	ND	72	14	ug/kg	
621-64-7	N-Nitroso-di-n-propylamine	ND	72	15	ug/kg	
86-30-6	N-Nitrosodiphenylamine	ND	180	12	ug/kg	
85-01-8	Phenanthrene	ND	72	12	ug/kg	
129-00-0	Pyrene	ND	72	13	ug/kg	
120-82-1	1,2,4-Trichlorobenzene	ND	72	13	ug/kg	

CAS No.	Surrogate Recoveries	Run# 1	Run# 2	Limits
4165-60-0	Nitrobenzene-d5	70%	74%	30-122%
321-60-8	2-Fluorobiphenyl	69%	69%	39-112%
1718-51-0	Terphenyl-d14	87%	86%	24-138%

CAS No.	Tentatively Identified Compounds	R.T.	Est. Conc.	Units	Q
	system artifact/aldol-condensation	4.04	~~2500~~ U	ug/kg	J
	system artifact/aldol-condensation	5.11	~~33000~~ U	ug/kg	J
	unknown	14.96	640	ug/kg	J
	alkane	23.12	640	ug/kg	J
	unknown	25.49	5000	ug/kg	J
	alkane	25.77	5100	ug/kg	J
	unknown	25.93	1800	ug/kg	J
	unknown	26.20	2200	ug/kg	J
	alkane	26.48	2900	ug/kg	J
	unknown	26.59	2900	ug/kg	J
	alkane	27.29	2200	ug/kg	J
	unknown	27.39	2400	ug/kg	J
	unknown	27.49	1200	ug/kg	J

ND = Not detected MDL - Method Detection Limit
RL = Reporting Limit
E = Indicates value exceeds calibration range

J = Indicates an estimated value
B = Indicates analyte found in associated method blank
N = Indicates presumptive evidence of a compound

Report of Analysis

Client Sample ID:	EP-1		
Lab Sample ID:	N40056-1	**Date Sampled:**	05/27/03
Matrix:	SO - Soil	**Date Received:**	05/28/03
Method:	SW846 8270C SW846 3550B	**Percent Solids:**	92.3
Project:	AK Allen, 255 East 2nd Street, Mineola, NY		

BN TCL List

CAS No.	Tentatively Identified Compounds	R.T.	Est. Conc.	Units	Q
	unknown	27.99	910	ug/kg	J
	unknown	28.09	640	ug/kg	J
	alkane	28.23	2700	ug/kg	J
	alkane	29.33	1000	ug/kg	J
	Total TIC, Semi-Volatile		32230	ug/kg	J

(a) Confirmation run.

ND = Not detected MDL - Method Detection Limit
RL = Reporting Limit
E = Indicates value exceeds calibration range

J = Indicates an estimated value
B = Indicates analyte found in associated method blank
N = Indicates presumptive evidence of a compound

Accutest Laboratories

Report of Analysis

Client Sample ID:	EP-2		
Lab Sample ID:	N40056-2	**Date Sampled:**	05/28/03
Matrix:	SO - Soil	**Date Received:**	05/28/03
Method:	SW846 8270C SW846 3550B	**Percent Solids:**	75.6
Project:	AK Allen, 255 East 2nd Street, Mineola, NY		

	File ID	DF	Analyzed	By	Prep Date	Prep Batch	Analytical Batch
Run #1 [a]	P01011.D	5	05/30/03	ENZ	05/28/03	OP13901	EP49
Run #2							

	Initial Weight	Final Volume
Run #1	30.0 g	5.0 ml
Run #2		

BN TCL List

CAS No.	Compound	Result	RL	MDL	Units	Q
83-32-9	Acenaphthene	ND	2200	250	ug/kg	
208-96-8	Acenaphthylene	ND	2200	270	ug/kg	
120-12-7	Anthracene	ND	2200	420	ug/kg	
56-55-3	Benzo(a)anthracene	755	2200	390	ug/kg	J
50-32-8	Benzo(a)pyrene	ND	2200	390	ug/kg	
205-99-2	Benzo(b)fluoranthene	ND	2200	610	ug/kg	
191-24-2	Benzo(g,h,i)perylene	ND	2200	500	ug/kg	
207-08-9	Benzo(k)fluoranthene	ND	2200	240	ug/kg	
101-55-3	4-Bromophenyl phenyl ether	ND	2200	350	ug/kg	
85-68-7	Butyl benzyl phthalate	ND	2200	540	ug/kg	
91-58-7	2-Chloronaphthalene	ND	2200	240	ug/kg	
106-47-8	4-Chloroaniline	ND	5500	660	ug/kg	
86-74-8	Carbazole	ND	2200	450	ug/kg	
218-01-9	Chrysene	1880	2200	470	ug/kg	J
111-91-1	bis(2-Chloroethoxy)methane	ND	2200	260	ug/kg	
111-44-4	bis(2-Chloroethyl)ether	ND	2200	210	ug/kg	
108-60-1	bis(2-Chloroisopropyl)ether	ND	2200	490	ug/kg	
7005-72-3	4-Chlorophenyl phenyl ether	ND	2200	280	ug/kg	
95-50-1	1,2-Dichlorobenzene	ND	2200	310	ug/kg	
541-73-1	1,3-Dichlorobenzene	ND	2200	310	ug/kg	
106-46-7	1,4-Dichlorobenzene	ND	2200	220	ug/kg	
121-14-2	2,4-Dinitrotoluene	ND	2200	500	ug/kg	
606-20-2	2,6-Dinitrotoluene	ND	2200	390	ug/kg	
91-94-1	3,3'-Dichlorobenzidine	ND	5500	580	ug/kg	
53-70-3	Dibenzo(a,h)anthracene	ND	2200	560	ug/kg	
132-64-9	Dibenzofuran	ND	2200	270	ug/kg	
84-74-2	Di-n-butyl phthalate	ND	2200	410	ug/kg	
117-84-0	Di-n-octyl phthalate	ND	2200	790	ug/kg	
84-66-2	Diethyl phthalate	ND	2200	1200	ug/kg	
131-11-3	Dimethyl phthalate	ND	2200	300	ug/kg	
117-81-7	bis(2-Ethylhexyl)phthalate	29900	2200	540	ug/kg	
206-44-0	Fluoranthene	2380	2200	400	ug/kg	

ND = Not detected MDL - Method Detection Limit
RL = Reporting Limit
E = Indicates value exceeds calibration range

J = Indicates an estimated value
B = Indicates analyte found in associated method blank
N = Indicates presumptive evidence of a compound

Report of Analysis

Client Sample ID:	EP-2		
Lab Sample ID:	N40056-2	**Date Sampled:**	05/28/03
Matrix:	SO - Soil	**Date Received:**	05/28/03
Method:	SW846 8270C SW846 3550B	**Percent Solids:**	75.6
Project:	AK Allen, 255 East 2nd Street, Mineola, NY		

BN TCL List

CAS No.	Compound	Result	RL	MDL	Units	Q
86-73-7	Fluorene	ND	2200	220	ug/kg	
118-74-1	Hexachlorobenzene	ND	2200	330	ug/kg	
87-68-3	Hexachlorobutadiene	ND	2200	330	ug/kg	
77-47-4	Hexachlorocyclopentadiene	ND UJ	22000	780	ug/kg	
67-72-1	Hexachloroethane	ND	5500	350	ug/kg	
193-39-5	Indeno(1,2,3-cd)pyrene	ND	2200	750	ug/kg	
78-59-1	Isophorone	ND	2200	320	ug/kg	
91-57-6	2-Methylnaphthalene	ND	2200	230	ug/kg	
88-74-4	2-Nitroaniline	ND	5500	580	ug/kg	
99-09-2	3-Nitroaniline	ND	5500	590	ug/kg	
100-01-6	4-Nitroaniline	ND UJ	5500	690	ug/kg	
91-20-3	Naphthalene	ND	2200	220	ug/kg	
98-95-3	Nitrobenzene	ND	2200	420	ug/kg	
621-64-7	N-Nitroso-di-n-propylamine	ND	2200	440	ug/kg	
86-30-6	N-Nitrosodiphenylamine	ND	5500	370	ug/kg	
85-01-8	Phenanthrene	1120	2200	360	ug/kg	J
129-00-0	Pyrene	3290	2200	390	ug/kg	
120-82-1	1,2,4-Trichlorobenzene	ND	2200	380	ug/kg	

CAS No.	Surrogate Recoveries	Run# 1	Run# 2	Limits
4165-60-0	Nitrobenzene-d5	115%		30-122%
321-60-8	2-Fluorobiphenyl	89%		39-112%
1718-51-0	Terphenyl-d14	105%		24-138%

CAS No.	Tentatively Identified Compounds	R.T.	Est. Conc.	Units	Q
	Cyclohexane alkyl	6.47	41000	ug/kg	J
	Naphthalene, decahydro-,	6.76	57000	ug/kg	J
	cycloalkane/alkene	6.96	50000	ug/kg	J
	alkane	8.58	48000	ug/kg	J
	alkane	9.85	39000	ug/kg	J
	alkane	10.45	34000	ug/kg	J
	alkane	12.43	41000	ug/kg	J
	alkane	13.04	88000	ug/kg	J
	alkane	18.17	63000	ug/kg	J
	alkane	18.90	60000	ug/kg	J
	unknown	19.58	44000	ug/kg	J
	unknown	21.76	70000	ug/kg	J
	alkane	24.35	36000	ug/kg	J

ND = Not detected MDL - Method Detection Limit J = Indicates an estimated value

RL = Reporting Limit B = Indicates analyte found in associated method blank

E = Indicates value exceeds calibration range N = Indicates presumptive evidence of a compound

Report of Analysis

Client Sample ID:	EP-2		
Lab Sample ID:	N40056-2	**Date Sampled:**	05/28/03
Matrix:	SO - Soil	**Date Received:**	05/28/03
Method:	SW846 8270C SW846 3550B	**Percent Solids:**	75.6
Project:	AK Allen, 255 East 2nd Street, Mineola, NY		

BN TCL List

CAS No.	Tentatively Identified Compounds	R.T.	Est. Conc.	Units	Q
	unknown	24.59	110000	ug/kg	J
	unknown	25.10	89000	ug/kg	J
	Total TIC, Semi-Volatile		870000	ug/kg	J

(a) Dilution required due to matrix interference.

ND = Not detected MDL - Method Detection Limit
RL = Reporting Limit
E = Indicates value exceeds calibration range

J = Indicates an estimated value
B = Indicates analyte found in associated method blank
N = Indicates presumptive evidence of a compound

Accutest Laboratories

Report of Analysis

Client Sample ID:	EP-3		
Lab Sample ID:	N40056-3	**Date Sampled:**	05/28/03
Matrix:	SO - Soil	**Date Received:**	05/28/03
Method:	SW846 8270C SW846 3550B	**Percent Solids:**	87.9
Project:	AK Allen, 255 East 2nd Street, Mineola, NY		

	File ID	DF	Analyzed	By	Prep Date	Prep Batch	Analytical Batch
Run #1	P01013.D	5	05/30/03	ENZ	05/28/03	OP13901	EP49
Run #2 [a]	P00996.D	1	05/30/03	ENZ	05/28/03	OP13901	EP48

	Initial Weight	Final Volume
Run #1	30.0 g	1.0 ml
Run #2	30.0 g	1.0 ml

BN TCL List

CAS No.	Compound	Result	RL	MDL	Units	Q
83-32-9	Acenaphthene	ND	380	44	ug/kg	
208-96-8	Acenaphthylene	ND	380	46	ug/kg	
120-12-7	Anthracene	ND	380	72	ug/kg	
56-55-3	Benzo(a)anthracene	ND	380	68	ug/kg	
50-32-8	Benzo(a)pyrene	ND UJ	380	68	ug/kg	
205-99-2	Benzo(b)fluoranthene	ND UJ	380	110	ug/kg	
191-24-2	Benzo(g,h,i)perylene	ND UJ	380	86	ug/kg	
207-08-9	Benzo(k)fluoranthene	ND UJ	380	42	ug/kg	
101-55-3	4-Bromophenyl phenyl ether	ND	380	61	ug/kg	
85-68-7	Butyl benzyl phthalate	ND	380	93	ug/kg	
91-58-7	2-Chloronaphthalene	ND	380	41	ug/kg	
106-47-8	4-Chloroaniline	ND	950	110	ug/kg	
86-74-8	Carbazole	ND	380	78	ug/kg	
218-01-9	Chrysene	ND	380	81	ug/kg	
111-91-1	bis(2-Chloroethoxy)methane	ND	380	44	ug/kg	
111-44-4	bis(2-Chloroethyl)ether	ND	380	37	ug/kg	
108-60-1	bis(2-Chloroisopropyl)ether	ND	380	85	ug/kg	
7005-72-3	4-Chlorophenyl phenyl ether	ND	380	48	ug/kg	
95-50-1	1,2-Dichlorobenzene	ND	380	53	ug/kg	
541-73-1	1,3-Dichlorobenzene	ND	380	54	ug/kg	
106-46-7	1,4-Dichlorobenzene	ND	380	38	ug/kg	
121-14-2	2,4-Dinitrotoluene	ND	380	86	ug/kg	
606-20-2	2,6-Dinitrotoluene	ND	380	67	ug/kg	
91-94-1	3,3'-Dichlorobenzidine	ND	950	100	ug/kg	
53-70-3	Dibenzo(a,h)anthracene	ND UJ	380	97	ug/kg	
132-64-9	Dibenzofuran	ND	380	47	ug/kg	
84-74-2	Di-n-butyl phthalate	ND	380	71	ug/kg	
117-84-0	Di-n-octyl phthalate	ND UJ	380	140	ug/kg	
84-66-2	Diethyl phthalate	ND	380	200	ug/kg	
131-11-3	Dimethyl phthalate	ND	380	51	ug/kg	
117-81-7	bis(2-Ethylhexyl)phthalate	7120	380	93	ug/kg	
206-44-0	Fluoranthene	ND	380	69	ug/kg	

ND = Not detected MDL - Method Detection Limit
RL = Reporting Limit
E = Indicates value exceeds calibration range

J = Indicates an estimated value
B = Indicates analyte found in associated method blank
N = Indicates presumptive evidence of a compound

Report of Analysis

Client Sample ID:	EP-3		
Lab Sample ID:	N40056-3	**Date Sampled:**	05/28/03
Matrix:	SO - Soil	**Date Received:**	05/28/03
Method:	SW846 8270C SW846 3550B	**Percent Solids:**	87.9
Project:	AK Allen, 255 East 2nd Street, Mineola, NY		

BN TCL List

CAS No.	Compound	Result	RL	MDL	Units	Q
86-73-7	Fluorene	ND	380	39	ug/kg	
118-74-1	Hexachlorobenzene	ND	380	57	ug/kg	
87-68-3	Hexachlorobutadiene	ND	380	57	ug/kg	
77-47-4	Hexachlorocyclopentadiene	ND UJ	3800	140	ug/kg	
67-72-1	Hexachloroethane	ND	950	60	ug/kg	
193-39-5	Indeno(1,2,3-cd)pyrene	ND UJ	380	130	ug/kg	
78-59-1	Isophorone	ND	380	56	ug/kg	
91-57-6	2-Methylnaphthalene	ND	380	39	ug/kg	
88-74-4	2-Nitroaniline	ND	950	100	ug/kg	
99-09-2	3-Nitroaniline	ND	950	100	ug/kg	
100-01-6	4-Nitroaniline	ND UJ	950	120	ug/kg	
91-20-3	Naphthalene	ND	380	38	ug/kg	
98-95-3	Nitrobenzene	ND	380	72	ug/kg	
621-64-7	N-Nitroso-di-n-propylamine	ND	380	76	ug/kg	
86-30-6	N-Nitrosodiphenylamine	ND	950	64	ug/kg	
85-01-8	Phenanthrene	ND	380	61	ug/kg	
129-00-0	Pyrene	ND	380	67	ug/kg	
120-82-1	1,2,4-Trichlorobenzene	ND	380	66	ug/kg	

CAS No.	Surrogate Recoveries	Run# 1	Run# 2	Limits
4165-60-0	Nitrobenzene-d5	61%	57%	30-122%
321-60-8	2-Fluorobiphenyl	71%	67%	39-112%
1718-51-0	Terphenyl-d14	81%	77%	24-138%

CAS No.	Tentatively Identified Compounds	R.T.	Est. Conc.	Units	Q
	system artifact/aldol-condensation	3.53	6100	ug/kg	J
	system artifact/aldol-condensation	4.22	30000	ug/kg	J
	unknown	10.27	4900	ug/kg	J
	unknown	10.67	6900	ug/kg	J
	Benzene, -tetrachloro-methyl	11.28	5300	ug/kg	J
	unknown	11.54	5600	ug/kg	J
	Phenol, tetrachloro-	11.62	5200	ug/kg	J
	unknown	15.37	5200	ug/kg	J
	unknown	21.76	4900	ug/kg	J
	alkane	22.15	20000	ug/kg	J
	unknown	22.64	14000	ug/kg	J
	unknown	23.02	6500	ug/kg	J
	unknown	23.48	6700	ug/kg	J

ND = Not detected MDL - Method Detection Limit
RL = Reporting Limit
E = Indicates value exceeds calibration range

J = Indicates an estimated value
B = Indicates analyte found in associated method blank
N = Indicates presumptive evidence of a compound

Report of Analysis

Client Sample ID:	EP-3		
Lab Sample ID:	N40056-3	**Date Sampled:**	05/28/03
Matrix:	SO - Soil	**Date Received:**	05/28/03
Method:	SW846 8270C SW846 3550B	**Percent Solids:**	87.9
Project:	AK Allen, 255 East 2nd Street, Mineola, NY		

BN TCL List

CAS No.	Tentatively Identified Compounds	R.T.	Est. Conc.	Units	Q
	unknown	24.19	5300	ug/kg	J
	alkane	24.33	6500	ug/kg	J
	unknown	24.58	17000	ug/kg	J
	unknown	25.10	15000	ug/kg	J
	Total TIC, Semi-Volatile		129000	ug/kg	J

(a) Confirmation run.

ND = Not detected MDL - Method Detection Limit
RL = Reporting Limit
E = Indicates value exceeds calibration range

J = Indicates an estimated value
B = Indicates analyte found in associated method blank
N = Indicates presumptive evidence of a compound

Accutest Laboratories

Report of Analysis

Client Sample ID:	EP-3D		
Lab Sample ID:	N40056-4	**Date Sampled:**	05/28/03
Matrix:	SO - Soil	**Date Received:**	05/28/03
Method:	SW846 8270C SW846 3550B	**Percent Solids:**	86.7
Project:	AK Allen, 255 East 2nd Street, Mineola, NY		

	File ID	DF	Analyzed	By	Prep Date	Prep Batch	Analytical Batch
Run #1	P01029.D	5	05/30/03	ENZ	05/28/03	OP13901	EP49
Run #2	P01012.D	5	05/30/03	ENZ	05/28/03	OP13901	EP49

	Initial Weight	Final Volume
Run #1	30.0 g	1.0 ml
Run #2	30.0 g	1.0 ml

BN TCL List

CAS No.	Compound	Result	RL	MDL	Units	Q
83-32-9	Acenaphthene	ND	380	44	ug/kg	
208-96-8	Acenaphthylene	ND	380	47	ug/kg	
120-12-7	Anthracene	177	380	73	ug/kg	J
56-55-3	Benzo(a)anthracene	116	380	69	ug/kg	J
50-32-8	Benzo(a)pyrene	ND U J	380	69	ug/kg	
205-99-2	Benzo(b)fluoranthene	ND U J	380	110	ug/kg	
191-24-2	Benzo(g,h,i)perylene	97.3 U J	380	88	ug/kg	J
207-08-9	Benzo(k)fluoranthene	ND U J	380	42	ug/kg	
101-55-3	4-Bromophenyl phenyl ether	ND	380	62	ug/kg	
85-68-7	Butyl benzyl phthalate	ND	380	94	ug/kg	
91-58-7	2-Chloronaphthalene	ND	380	41	ug/kg	
106-47-8	4-Chloroaniline	ND	960	120	ug/kg	
86-74-8	Carbazole	ND	380	79	ug/kg	
218-01-9	Chrysene	438	380	82	ug/kg	
111-91-1	bis(2-Chloroethoxy)methane	ND	380	45	ug/kg	
111-44-4	bis(2-Chloroethyl)ether	ND	380	37	ug/kg	
108-60-1	bis(2-Chloroisopropyl)ether	ND	380	86	ug/kg	
7005-72-3	4-Chlorophenyl phenyl ether	ND	380	49	ug/kg	
95-50-1	1,2-Dichlorobenzene	ND	380	54	ug/kg	
541-73-1	1,3-Dichlorobenzene	ND	380	55	ug/kg	
106-46-7	1,4-Dichlorobenzene	ND	380	38	ug/kg	
121-14-2	2,4-Dinitrotoluene	ND	380	87	ug/kg	
606-20-2	2,6-Dinitrotoluene	ND	380	67	ug/kg	
91-94-1	3,3'-Dichlorobenzidine	ND	960	100	ug/kg	
53-70-3	Dibenzo(a,h)anthracene	ND	380	98	ug/kg	
132-64-9	Dibenzofuran	ND	380	47	ug/kg	
84-74-2	Di-n-butyl phthalate	ND	380	72	ug/kg	
117-84-0	Di-n-octyl phthalate	ND U J	380	140	ug/kg	
84-66-2	Diethyl phthalate	ND	380	210	ug/kg	
131-11-3	Dimethyl phthalate	ND	380	52	ug/kg	
117-81-7	bis(2-Ethylhexyl)phthalate	5960	380	94	ug/kg	
206-44-0	Fluoranthene	284	380	70	ug/kg	J

42

ND = Not detected MDL - Method Detection Limit
RL = Reporting Limit
E = Indicates value exceeds calibration range

J = Indicates an estimated value
B = Indicates analyte found in associated method blank
N = Indicates presumptive evidence of a compound

Report of Analysis

Client Sample ID:	EP-3D		
Lab Sample ID:	N40056-4	**Date Sampled:**	05/28/03
Matrix:	SO - Soil	**Date Received:**	05/28/03
Method:	SW846 8270C SW846 3550B	**Percent Solids:**	86.7
Project:	AK Allen, 255 East 2nd Street, Mineola, NY		

BN TCL List

CAS No.	Compound	Result	RL	MDL	Units	Q
86-73-7	Fluorene	ND	380	39	ug/kg	
118-74-1	Hexachlorobenzene	ND	380	58	ug/kg	
87-68-3	Hexachlorobutadiene	ND	380	58	ug/kg	
77-47-4	Hexachlorocyclopentadiene	ND U J	3800	140	ug/kg	
67-72-1	Hexachloroethane	ND	960	60	ug/kg	
193-39-5	Indeno(1,2,3-cd)pyrene	ND U J	380	130	ug/kg	
78-59-1	Isophorone	ND	380	56	ug/kg	
91-57-6	2-Methylnaphthalene	139	380	40	ug/kg	J
88-74-4	2-Nitroaniline	ND	960	100	ug/kg	
99-09-2	3-Nitroaniline	ND	960	100	ug/kg	
100-01-6	4-Nitroaniline	ND U J	960	120	ug/kg	
91-20-3	Naphthalene	ND	380	39	ug/kg	
98-95-3	Nitrobenzene	ND	380	73	ug/kg	
621-64-7	N-Nitroso-di-n-propylamine	ND	380	77	ug/kg	
86-30-6	N-Nitrosodiphenylamine	ND	960	65	ug/kg	
85-01-8	Phenanthrene	209	380	62	ug/kg	J
129-00-0	Pyrene	460	380	68	ug/kg	
120-82-1	1,2,4-Trichlorobenzene	ND	380	67	ug/kg	

CAS No.	Surrogate Recoveries	Run# 1	Run# 2	Limits
4165-60-0	Nitrobenzene-d5	70%	65%	30-122%
321-60-8	2-Fluorobiphenyl	76%	76%	39-112%
1718-51-0	Terphenyl-d14	82%	86%	24-138%

CAS No.	Tentatively Identified Compounds	R.T.	Est. Conc.	Units	Q
	system artifact/aldol-condensation	4.22	33000	ug/kg	J
	C15H28	10.26	4900	ug/kg	J
	unknown	10.66	6800	ug/kg	J
	unknown	11.52	4600	ug/kg	J
	unknown	19.74	10000	ug/kg	J
	unknown	19.91	9100	ug/kg	J
	unknown	21.75	10000	ug/kg	J
	unknown	21.99	11000	ug/kg	J
	unknown	22.93	5300	ug/kg	J
	alkane	23.71	4400	ug/kg	J
	alkane	24.00	6000	ug/kg	J
	alkane	24.33	6800	ug/kg	J
	unknown	24.58	21000	ug/kg	J

ND = Not detected MDL - Method Detection Limit
RL = Reporting Limit
E = Indicates value exceeds calibration range

J = Indicates an estimated value
B = Indicates analyte found in associated method blank
N = Indicates presumptive evidence of a compound

Report of Analysis

Client Sample ID:	EP-3D		
Lab Sample ID:	N40056-4	**Date Sampled:**	05/28/03
Matrix:	SO - Soil	**Date Received:**	05/28/03
Method:	SW846 8270C SW846 3550B	**Percent Solids:**	86.7
Project:	AK Allen, 255 East 2nd Street, Mineola, NY		

BN TCL List

CAS No.	Tentatively Identified Compounds	R.T.	Est. Conc.	Units	Q
	alkane	24.80	6900	ug/kg	J
	unknown	25.10	19000	ug/kg	J
	unknown	26.23	4500	ug/kg	J
	Total TIC, Semi-Volatile		130300	ug/kg	J

ND = Not detected MDL - Method Detection Limit
RL = Reporting Limit
E = Indicates value exceeds calibration range

J = Indicates an estimated value
B = Indicates analyte found in associated method blank
N = Indicates presumptive evidence of a compound

Accutest Laboratories

Report of Analysis

Client Sample ID:	EP-4		
Lab Sample ID:	N40056-5	**Date Sampled:**	05/28/03
Matrix:	SO - Soil	**Date Received:**	05/28/03
Method:	SW846 8270C SW846 3550B	**Percent Solids:**	81.7
Project:	AK Allen, 255 East 2nd Street, Mineola, NY		

	File ID	DF	Analyzed	By	Prep Date	Prep Batch	Analytical Batch
Run #1 [a]	Z01064.D	5	05/30/03	YW	05/28/03	OP13901	EZ43
Run #2							

	Initial Weight	Final Volume
Run #1	30.0 g	5.0 ml
Run #2		

BN TCL List

CAS No.	Compound	Result	RL	MDL	Units	Q
83-32-9	Acenaphthene	ND	2000	240	ug/kg	
208-96-8	Acenaphthylene	ND	2000	250	ug/kg	
120-12-7	Anthracene	ND	2000	390	ug/kg	
56-55-3	Benzo(a)anthracene	ND	2000	370	ug/kg	
50-32-8	Benzo(a)pyrene	ND	2000	370	ug/kg	
205-99-2	Benzo(b)fluoranthene	ND	2000	570	ug/kg	
191-24-2	Benzo(g,h,i)perylene	ND	2000	470	ug/kg	
207-08-9	Benzo(k)fluoranthene	ND	2000	220	ug/kg	
101-55-3	4-Bromophenyl phenyl ether	ND	2000	330	ug/kg	
85-68-7	Butyl benzyl phthalate	ND	2000	500	ug/kg	
91-58-7	2-Chloronaphthalene	ND	2000	220	ug/kg	
106-47-8	4-Chloroaniline	ND	5100	610	ug/kg	
86-74-8	Carbazole	ND	2000	420	ug/kg	
218-01-9	Chrysene	ND	2000	430	ug/kg	
111-91-1	bis(2-Chloroethoxy)methane	ND	2000	240	ug/kg	
111-44-4	bis(2-Chloroethyl)ether	ND	2000	200	ug/kg	
108-60-1	bis(2-Chloroisopropyl)ether	ND	2000	460	ug/kg	
7005-72-3	4-Chlorophenyl phenyl ether	ND	2000	260	ug/kg	
95-50-1	1,2-Dichlorobenzene	ND	2000	290	ug/kg	
541-73-1	1,3-Dichlorobenzene	ND	2000	290	ug/kg	
106-46-7	1,4-Dichlorobenzene	ND	2000	200	ug/kg	
121-14-2	2,4-Dinitrotoluene	ND	2000	460	ug/kg	
606-20-2	2,6-Dinitrotoluene	ND	2000	360	ug/kg	
91-94-1	3,3'-Dichlorobenzidine	ND	5100	540	ug/kg	
53-70-3	Dibenzo(a,h)anthracene	ND	2000	520	ug/kg	
132-64-9	Dibenzofuran	ND	2000	250	ug/kg	
84-74-2	Di-n-butyl phthalate	ND	2000	380	ug/kg	
117-84-0	Di-n-octyl phthalate	ND	2000	730	ug/kg	
84-66-2	Diethyl phthalate	ND	2000	1100	ug/kg	
131-11-3	Dimethyl phthalate	ND	2000	280	ug/kg	
117-81-7	bis(2-Ethylhexyl)phthalate	16000	2000	500	ug/kg	
206-44-0	Fluoranthene	ND	2000	370	ug/kg	

50

ND = Not detected MDL - Method Detection Limit
RL = Reporting Limit
E = Indicates value exceeds calibration range

J = Indicates an estimated value
B = Indicates analyte found in associated method blank
N = Indicates presumptive evidence of a compound

Report of Analysis

Client Sample ID:	EP-4		
Lab Sample ID:	N40056-5	**Date Sampled:**	05/28/03
Matrix:	SO - Soil	**Date Received:**	05/28/03
Method:	SW846 8270C SW846 3550B	**Percent Solids:**	81.7
Project:	AK Allen, 255 East 2nd Street, Mineola, NY		

BN TCL List

CAS No.	Compound	Result	RL	MDL	Units	Q
86-73-7	Fluorene	ND	2000	210	ug/kg	
118-74-1	Hexachlorobenzene	ND	2000	310	ug/kg	
87-68-3	Hexachlorobutadiene	ND	2000	310	ug/kg	
77-47-4	Hexachlorocyclopentadiene	ND	20000	730	ug/kg	
67-72-1	Hexachloroethane	ND	5100	320	ug/kg	
193-39-5	Indeno(1,2,3-cd)pyrene	ND	2000	690	ug/kg	
78-59-1	Isophorone	ND	2000	300	ug/kg	
91-57-6	2-Methylnaphthalene	ND	2000	210	ug/kg	
88-74-4	2-Nitroaniline	ND	5100	540	ug/kg	
99-09-2	3-Nitroaniline	ND	5100	550	ug/kg	
100-01-6	4-Nitroaniline	ND	5100	640	ug/kg	
91-20-3	Naphthalene	ND	2000	210	ug/kg	
98-95-3	Nitrobenzene	ND	2000	390	ug/kg	
621-64-7	N-Nitroso-di-n-propylamine	ND	2000	410	ug/kg	
86-30-6	N-Nitrosodiphenylamine	ND	5100	340	ug/kg	
85-01-8	Phenanthrene	ND	2000	330	ug/kg	
129-00-0	Pyrene	ND	2000	360	ug/kg	
120-82-1	1,2,4-Trichlorobenzene	ND	2000	350	ug/kg	

CAS No.	Surrogate Recoveries	Run# 1	Run# 2	Limits
4165-60-0	Nitrobenzene-d5	103%		30-122%
321-60-8	2-Fluorobiphenyl	98%		39-112%
1718-51-0	Terphenyl-d14	92%		24-138%

CAS No.	Tentatively Identified Compounds	R.T.	Est. Conc.	Units	Q
	unknown	10.43	16000	ug/kg	J
	alkane	10.54	16000	ug/kg	J
	unknown	10.73	16000	ug/kg	J
	unknown	11.35	25000	ug/kg	J
	alkane	11.46	24000	ug/kg	J
	unknown	11.77	24000	ug/kg	J
	alkane C19H40	14.13	57000	ug/kg	J
	alkane	15.23	46000	ug/kg	J
	alkane	17.88	16000	ug/kg	J
	alkane	19.33	70000	ug/kg	J
	alkane	22.71	100000	ug/kg	J
	unknown	25.91	57000	ug/kg	J
	unknown	26.53	64000	ug/kg	J

ND = Not detected MDL - Method Detection Limit
RL = Reporting Limit
E = Indicates value exceeds calibration range
J = Indicates an estimated value
B = Indicates analyte found in associated method blank
N = Indicates presumptive evidence of a compound

Report of Analysis

Client Sample ID:	EP-4		
Lab Sample ID:	N40056-5	**Date Sampled:**	05/28/03
Matrix:	SO - Soil	**Date Received:**	05/28/03
Method:	SW846 8270C SW846 3550B	**Percent Solids:**	81.7
Project:	AK Allen, 255 East 2nd Street, Mineola, NY		

BN TCL List

CAS No.	Tentatively Identified Compounds	R.T.	Est. Conc.	Units	Q
	unknown	27.33	21000	ug/kg	J
	unknown	27.43	56000	ug/kg	J
	Total TIC, Semi-Volatile		608000	ug/kg	J

(a) Dilution required due to matrix interference.

ND = Not detected MDL - Method Detection Limit
RL = Reporting Limit
E = Indicates value exceeds calibration range

J = Indicates an estimated value
B = Indicates analyte found in associated method blank
N = Indicates presumptive evidence of a compound

Accutest Laboratories

Report of Analysis

Client Sample ID:	EP-5		
Lab Sample ID:	N40056-6	**Date Sampled:**	05/28/03
Matrix:	SO - Soil	**Date Received:**	05/28/03
Method:	SW846 8270C SW846 3550B	**Percent Solids:**	93.0
Project:	AK Allen, 255 East 2nd Street, Mineola, NY		

	File ID	DF	Analyzed	By	Prep Date	Prep Batch	Analytical Batch
Run #1	Z01059.D	1	05/30/03	YW	05/28/03	OP13901	EZ42
Run #2							

	Initial Weight	Final Volume
Run #1	30.0 g	1.0 ml
Run #2		

BN TCL List

CAS No.	Compound	Result	RL	MDL	Units	Q
83-32-9	Acenaphthene	ND	72	8.3	ug/kg	
208-96-8	Acenaphthylene	ND	72	8.7	ug/kg	
120-12-7	Anthracene	ND	72	14	ug/kg	
56-55-3	Benzo(a)anthracene	ND	72	13	ug/kg	
50-32-8	Benzo(a)pyrene	ND	72	13	ug/kg	
205-99-2	Benzo(b)fluoranthene	ND	72	20	ug/kg	
191-24-2	Benzo(g,h,i)perylene	ND	72	16	ug/kg	
207-08-9	Benzo(k)fluoranthene	ND	72	7.9	ug/kg	
101-55-3	4-Bromophenyl phenyl ether	ND	72	12	ug/kg	
85-68-7	Butyl benzyl phthalate	ND	72	17	ug/kg	
91-58-7	2-Chloronaphthalene	ND	72	7.7	ug/kg	
106-47-8	4-Chloroaniline	ND	180	22	ug/kg	
86-74-8	Carbazole	ND	72	15	ug/kg	
218-01-9	Chrysene	ND	72	15	ug/kg	
111-91-1	bis(2-Chloroethoxy)methane	ND	72	8.3	ug/kg	
111-44-4	bis(2-Chloroethyl)ether	ND	72	6.9	ug/kg	
108-60-1	bis(2-Chloroisopropyl)ether	ND	72	16	ug/kg	
7005-72-3	4-Chlorophenyl phenyl ether	ND	72	9.1	ug/kg	
95-50-1	1,2-Dichlorobenzene	ND	72	10	ug/kg	
541-73-1	1,3-Dichlorobenzene	ND	72	10	ug/kg	
106-46-7	1,4-Dichlorobenzene	ND	72	7.1	ug/kg	
121-14-2	2,4-Dinitrotoluene	ND	72	16	ug/kg	
606-20-2	2,6-Dinitrotoluene	ND	72	13	ug/kg	
91-94-1	3,3'-Dichlorobenzidine	ND	180	19	ug/kg	
53-70-3	Dibenzo(a,h)anthracene	ND	72	18	ug/kg	
132-64-9	Dibenzofuran	ND	72	8.8	ug/kg	
84-74-2	Di-n-butyl phthalate	ND	72	13	ug/kg	
117-84-0	Di-n-octyl phthalate	ND	72	26	ug/kg	
84-66-2	Diethyl phthalate	ND	72	39	ug/kg	
131-11-3	Dimethyl phthalate	ND	72	9.7	ug/kg	
117-81-7	bis(2-Ethylhexyl)phthalate	ND	72	18	ug/kg	
206-44-0	Fluoranthene	ND	72	13	ug/kg	

ND = Not detected MDL - Method Detection Limit
RL = Reporting Limit
E = Indicates value exceeds calibration range
J = Indicates an estimated value
B = Indicates analyte found in associated method blank
N = Indicates presumptive evidence of a compound

Report of Analysis

Client Sample ID:	EP-5		
Lab Sample ID:	N40056-6	**Date Sampled:**	05/28/03
Matrix:	SO - Soil	**Date Received:**	05/28/03
Method:	SW846 8270C SW846 3550B	**Percent Solids:**	93.0
Project:	AK Allen, 255 East 2nd Street, Mineola, NY		

BN TCL List

CAS No.	Compound	Result	RL	MDL	Units	Q
86-73-7	Fluorene	ND	72	7.3	ug/kg	
118-74-1	Hexachlorobenzene	ND	72	11	ug/kg	
87-68-3	Hexachlorobutadiene	ND	72	11	ug/kg	
77-47-4	Hexachlorocyclopentadiene	ND	720	26	ug/kg	
67-72-1	Hexachloroethane	ND	180	11	ug/kg	
193-39-5	Indeno(1,2,3-cd)pyrene	ND	72	24	ug/kg	
78-59-1	Isophorone	ND	72	11	ug/kg	
91-57-6	2-Methylnaphthalene	ND	72	7.4	ug/kg	
88-74-4	2-Nitroaniline	ND	180	19	ug/kg	
99-09-2	3-Nitroaniline	ND	180	19	ug/kg	
100-01-6	4-Nitroaniline	ND	180	22	ug/kg	
91-20-3	Naphthalene	ND	72	7.3	ug/kg	
98-95-3	Nitrobenzene	ND	72	14	ug/kg	
621-64-7	N-Nitroso-di-n-propylamine	ND	72	14	ug/kg	
86-30-6	N-Nitrosodiphenylamine	ND	180	12	ug/kg	
85-01-8	Phenanthrene	ND	72	12	ug/kg	
129-00-0	Pyrene	ND	72	13	ug/kg	
120-82-1	1,2,4-Trichlorobenzene	ND	72	12	ug/kg	

CAS No.	Surrogate Recoveries	Run# 1	Run# 2	Limits
4165-60-0	Nitrobenzene-d5	65%		30-122%
321-60-8	2-Fluorobiphenyl	64%		39-112%
1718-51-0	Terphenyl-d14	63%		24-138%

CAS No.	Tentatively Identified Compounds	R.T.	Est. Conc.	Units	Q
	unknown	11.35	280	ug/kg	J
	alkane	11.46	320	ug/kg	J
	unknown	11.77	290	ug/kg	J
	alkane C19H40	14.11	360	ug/kg	J
	alkane	15.21	280	ug/kg	J
	unknown	16.54	300	ug/kg	J
	unknown	16.80	320	ug/kg	J
	alkane	22.29	430	ug/kg	J
	alkane	23.02	510	ug/kg	J
	alkane	23.73	270	ug/kg	J
	unknown	25.88	790	ug/kg	J
	unknown	26.51	710	ug/kg	J
	unknown	27.22	710	ug/kg	J

ND = Not detected MDL - Method Detection Limit J = Indicates an estimated value
RL = Reporting Limit B = Indicates analyte found in associated method blank
E = Indicates value exceeds calibration range N = Indicates presumptive evidence of a compound

Report of Analysis

Client Sample ID:	EP-5		
Lab Sample ID:	N40056-6	**Date Sampled:**	05/28/03
Matrix:	SO - Soil	**Date Received:**	05/28/03
Method:	SW846 8270C SW846 3550B	**Percent Solids:**	93.0
Project:	AK Allen, 255 East 2nd Street, Mineola, NY		

BN TCL List

CAS No.	Tentatively Identified Compounds	R.T.	Est. Conc.	Units	Q
	unknown	27.33	350	ug/kg	J
	alkane	28.22	400	ug/kg	J
	Total TIC, Semi-Volatile		6320	ug/kg	J

ND = Not detected MDL - Method Detection Limit
RL = Reporting Limit
E = Indicates value exceeds calibration range

J = Indicates an estimated value
B = Indicates analyte found in associated method blank
N = Indicates presumptive evidence of a compound

Accutest Laboratories

Report of Analysis

Client Sample ID:	EP-8		
Lab Sample ID:	N40056-9	**Date Sampled:**	05/28/03
Matrix:	SO - Soil	**Date Received:**	05/28/03
Method:	SW846 8270C SW846 3550B	**Percent Solids:**	88.0
Project:	AK Allen, 255 East 2nd Street, Mineola, NY		

	File ID	DF	Analyzed	By	Prep Date	Prep Batch	Analytical Batch
Run #1	Z01060.D	1	05/30/03	YW	05/28/03	OP13901	EZ42
Run #2							

	Initial Weight	Final Volume
Run #1	30.0 g	1.0 ml
Run #2		

BN TCL List

CAS No.	Compound	Result	RL	MDL	Units	Q
83-32-9	Acenaphthene	ND	76	8.8	ug/kg	
208-96-8	Acenaphthylene	ND	76	9.2	ug/kg	
120-12-7	Anthracene	ND	76	14	ug/kg	
56-55-3	Benzo(a)anthracene	ND	76	14	ug/kg	
50-32-8	Benzo(a)pyrene	ND	76	14	ug/kg	
205-99-2	Benzo(b)fluoranthene	ND	76	21	ug/kg	
191-24-2	Benzo(g,h,i)perylene	ND	76	17	ug/kg	
207-08-9	Benzo(k)fluoranthene	ND	76	8.3	ug/kg	
101-55-3	4-Bromophenyl phenyl ether	ND	76	12	ug/kg	
85-68-7	Butyl benzyl phthalate	ND	76	18	ug/kg	
91-58-7	2-Chloronaphthalene	ND	76	8.1	ug/kg	
106-47-8	4-Chloroaniline	ND	190	23	ug/kg	
86-74-8	Carbazole	ND	76	16	ug/kg	
218-01-9	Chrysene	ND	76	16	ug/kg	
111-91-1	bis(2-Chloroethoxy)methane	ND	76	8.8	ug/kg	
111-44-4	bis(2-Chloroethyl)ether	ND	76	7.3	ug/kg	
108-60-1	bis(2-Chloroisopropyl)ether	ND	76	17	ug/kg	
7005-72-3	4-Chlorophenyl phenyl ether	ND	76	9.6	ug/kg	
95-50-1	1,2-Dichlorobenzene	ND	76	11	ug/kg	
541-73-1	1,3-Dichlorobenzene	ND	76	11	ug/kg	
106-46-7	1,4-Dichlorobenzene	ND	76	7.5	ug/kg	
121-14-2	2,4-Dinitrotoluene	ND	76	17	ug/kg	
606-20-2	2,6-Dinitrotoluene	ND	76	13	ug/kg	
91-94-1	3,3'-Dichlorobenzidine	ND	190	20	ug/kg	
53-70-3	Dibenzo(a,h)anthracene	ND	76	19	ug/kg	
132-64-9	Dibenzofuran	ND	76	9.3	ug/kg	
84-74-2	Di-n-butyl phthalate	ND	76	14	ug/kg	
117-84-0	Di-n-octyl phthalate	ND	76	27	ug/kg	
84-66-2	Diethyl phthalate	ND	76	41	ug/kg	
131-11-3	Dimethyl phthalate	ND	76	10	ug/kg	
117-81-7	bis(2-Ethylhexyl)phthalate	ND	76	19	ug/kg	
206-44-0	Fluoranthene	ND	76	14	ug/kg	

82

ND = Not detected MDL - Method Detection Limit
RL = Reporting Limit
E = Indicates value exceeds calibration range

J = Indicates an estimated value
B = Indicates analyte found in associated method blank
N = Indicates presumptive evidence of a compound

Report of Analysis

Client Sample ID:	EP-8		
Lab Sample ID:	N40056-9	**Date Sampled:**	05/28/03
Matrix:	SO - Soil	**Date Received:**	05/28/03
Method:	SW846 8270C SW846 3550B	**Percent Solids:**	88.0
Project:	AK Allen, 255 East 2nd Street, Mineola, NY		

BN TCL List

CAS No.	Compound	Result	RL	MDL	Units	Q
86-73-7	Fluorene	ND	76	7.7	ug/kg	
118-74-1	Hexachlorobenzene	ND	76	11	ug/kg	
87-68-3	Hexachlorobutadiene	ND	76	11	ug/kg	
77-47-4	Hexachlorocyclopentadiene	ND	760	27	ug/kg	
67-72-1	Hexachloroethane	ND	190	12	ug/kg	
193-39-5	Indeno(1,2,3-cd)pyrene	ND	76	26	ug/kg	
78-59-1	Isophorone	ND	76	11	ug/kg	
91-57-6	2-Methylnaphthalene	ND	76	7.8	ug/kg	
88-74-4	2-Nitroaniline	ND	190	20	ug/kg	
99-09-2	3-Nitroaniline	ND	190	20	ug/kg	
100-01-6	4-Nitroaniline	ND	190	24	ug/kg	
91-20-3	Naphthalene	ND	76	7.7	ug/kg	
98-95-3	Nitrobenzene	ND	76	14	ug/kg	
621-64-7	N-Nitroso-di-n-propylamine	ND	76	15	ug/kg	
86-30-6	N-Nitrosodiphenylamine	ND	190	13	ug/kg	
85-01-8	Phenanthrene	ND	76	12	ug/kg	
129-00-0	Pyrene	ND	76	13	ug/kg	
120-82-1	1,2,4-Trichlorobenzene	ND	76	13	ug/kg	

CAS No.	Surrogate Recoveries	Run# 1	Run# 2	Limits
4165-60-0	Nitrobenzene-d5	64%		30-122%
321-60-8	2-Fluorobiphenyl	61%		39-112%
1718-51-0	Terphenyl-d14	64%		24-138%

CAS No.	Tentatively Identified Compounds	R.T.	Est. Conc.	Units	Q
	system artifact	4.06	~~1700~~ U	ug/kg	J
	system artifact/aldol-condensation	5.14	~~34000~~ U	ug/kg	J
	alkane	20.62	240	ug/kg	J
	alkane	21.41	430	ug/kg	J
	alkane	22.18	530	ug/kg	J
	alkane	22.92	590	ug/kg	J
	alkane	23.63	570	ug/kg	J
	alkane	24.32	560	ug/kg	J
	alkane	24.98	480	ug/kg	J
	alkane	25.63	380	ug/kg	J
	alkane	26.36	410	ug/kg	J
	unknown	27.11	1100	ug/kg	J
	alkane	27.18	280	ug/kg	J

83

ND = Not detected MDL - Method Detection Limit J = Indicates an estimated value
RL = Reporting Limit B = Indicates analyte found in associated method blank
E = Indicates value exceeds calibration range N = Indicates presumptive evidence of a compound

Report of Analysis

Client Sample ID:	EP-8		
Lab Sample ID:	N40056-9	**Date Sampled:**	05/28/03
Matrix:	SO - Soil	**Date Received:**	05/28/03
Method:	SW846 8270C SW846 3550B	**Percent Solids:**	88.0
Project:	AK Allen, 255 East 2nd Street, Mineola, NY		

BN TCL List

CAS No.	Tentatively Identified Compounds	R.T.	Est. Conc.	Units	Q
	Total TIC, Semi-Volatile		5570	ug/kg	J

ND = Not detected MDL - Method Detection Limit
RL = Reporting Limit
E = Indicates value exceeds calibration range

J = Indicates an estimated value
B = Indicates analyte found in associated method blank
N = Indicates presumptive evidence of a compound

Accutest Laboratories

Report of Analysis

Client Sample ID:	EP-10		
Lab Sample ID:	N40056-11	**Date Sampled:**	05/28/03
Matrix:	SO - Soil	**Date Received:**	05/28/03
Method:	SW846 8270C SW846 3550B	**Percent Solids:**	96.2
Project:	AK Allen, 255 East 2nd Street, Mineola, NY		

	File ID	DF	Analyzed	By	Prep Date	Prep Batch	Analytical Batch
Run #1	P00991.D	1	05/29/03	ENZ	05/28/03	OP13901	EP48
Run #2							

	Initial Weight	Final Volume
Run #1	30.0 g	1.0 ml
Run #2		

BN TCL List

CAS No.	Compound	Result	RL	MDL	Units	Q
83-32-9	Acenaphthene	ND	69	8.0	ug/kg	
208-96-8	Acenaphthylene	ND	69	8.4	ug/kg	
120-12-7	Anthracene	ND	69	13	ug/kg	
56-55-3	Benzo(a)anthracene	ND	69	12	ug/kg	
50-32-8	Benzo(a)pyrene	ND	69	12	ug/kg	
205-99-2	Benzo(b)fluoranthene	ND	69	19	ug/kg	
191-24-2	Benzo(g,h,i)perylene	ND	69	16	ug/kg	
207-08-9	Benzo(k)fluoranthene	ND	69	7.6	ug/kg	
101-55-3	4-Bromophenyl phenyl ether	ND	69	11	ug/kg	
85-68-7	Butyl benzyl phthalate	ND	69	17	ug/kg	
91-58-7	2-Chloronaphthalene	ND	69	7.4	ug/kg	
106-47-8	4-Chloroaniline	ND	170	21	ug/kg	
86-74-8	Carbazole	ND	69	14	ug/kg	
218-01-9	Chrysene	ND	69	15	ug/kg	
111-91-1	bis(2-Chloroethoxy)methane	ND	69	8.0	ug/kg	
111-44-4	bis(2-Chloroethyl)ether	ND	69	6.7	ug/kg	
108-60-1	bis(2-Chloroisopropyl)ether	ND	69	16	ug/kg	
7005-72-3	4-Chlorophenyl phenyl ether	ND	69	8.8	ug/kg	
95-50-1	1,2-Dichlorobenzene	ND	69	9.8	ug/kg	
541-73-1	1,3-Dichlorobenzene	ND	69	9.9	ug/kg	
106-46-7	1,4-Dichlorobenzene	ND	69	6.9	ug/kg	
121-14-2	2,4-Dinitrotoluene	ND	69	16	ug/kg	
606-20-2	2,6-Dinitrotoluene	ND	69	12	ug/kg	
91-94-1	3,3'-Dichlorobenzidine	ND	170	18	ug/kg	
53-70-3	Dibenzo(a,h)anthracene	ND	69	18	ug/kg	
132-64-9	Dibenzofuran	ND	69	8.5	ug/kg	
84-74-2	Di-n-butyl phthalate	ND	69	13	ug/kg	
117-84-0	Di-n-octyl phthalate	ND	69	25	ug/kg	
84-66-2	Diethyl phthalate	ND	69	37	ug/kg	
131-11-3	Dimethyl phthalate	ND	69	9.4	ug/kg	
117-81-7	bis(2-Ethylhexyl)phthalate	ND	69	17	ug/kg	
206-44-0	Fluoranthene	ND	69	13	ug/kg	

97

ND = Not detected MDL - Method Detection Limit
RL = Reporting Limit
E = Indicates value exceeds calibration range

J = Indicates an estimated value
B = Indicates analyte found in associated method blank
N = Indicates presumptive evidence of a compound

Report of Analysis

Client Sample ID:	EP-10		
Lab Sample ID:	N40056-11	**Date Sampled:**	05/28/03
Matrix:	SO - Soil	**Date Received:**	05/28/03
Method:	SW846 8270C SW846 3550B	**Percent Solids:**	96.2
Project:	AK Allen, 255 East 2nd Street, Mineola, NY		

BN TCL List

CAS No.	Compound	Result	RL	MDL	Units	Q
86-73-7	Fluorene	ND	69	7.1	ug/kg	
118-74-1	Hexachlorobenzene	ND	69	10	ug/kg	
87-68-3	Hexachlorobutadiene	ND	69	10	ug/kg	
77-47-4	Hexachlorocyclopentadiene	ND UJ	690	25	ug/kg	
67-72-1	Hexachloroethane	ND	170	11	ug/kg	
193-39-5	Indeno(1,2,3-cd)pyrene	ND	69	23	ug/kg	
78-59-1	Isophorone	ND	69	10	ug/kg	
91-57-6	2-Methylnaphthalene	ND	69	7.1	ug/kg	
88-74-4	2-Nitroaniline	ND	170	18	ug/kg	
99-09-2	3-Nitroaniline	ND	170	19	ug/kg	
100-01-6	4-Nitroaniline	ND	170	22	ug/kg	
91-20-3	Naphthalene	ND	69	7.0	ug/kg	
98-95-3	Nitrobenzene	ND	69	13	ug/kg	
621-64-7	N-Nitroso-di-n-propylamine	ND	69	14	ug/kg	
86-30-6	N-Nitrosodiphenylamine	ND	170	12	ug/kg	
85-01-8	Phenanthrene	ND	69	11	ug/kg	
129-00-0	Pyrene	ND	69	12	ug/kg	
120-82-1	1,2,4-Trichlorobenzene	ND	69	12	ug/kg	

CAS No.	Surrogate Recoveries	Run# 1	Run# 2	Limits
4165-60-0	Nitrobenzene-d5	75%		30-122%
321-60-8	2-Fluorobiphenyl	76%		39-112%
1718-51-0	Terphenyl-d14	79%		24-138%

CAS No.	Tentatively Identified Compounds	R.T.	Est. Conc.	Units	Q
	system artifact/aldol-condensation	3.49	~~1600~~ U	ug/kg	J
	system artifact/aldol-condensation	4.40	~~41000~~ U	ug/kg	J
	alkane	19.42	200	ug/kg	J
	alkane	20.98	440	ug/kg	J
	alkane	21.71	500	ug/kg	J
	alkane	22.42	710	ug/kg	J
	alkane	23.11	700	ug/kg	J
	alkane	23.77	520	ug/kg	J
	alkane	24.41	470	ug/kg	J
	alkane	25.03	340	ug/kg	J
	alkane	25.65	230	ug/kg	J
	alkane	26.35	150	ug/kg	J
	Total TIC, Semi-Volatile		4260	ug/kg	J

98

ND = Not detected MDL - Method Detection Limit
RL = Reporting Limit
E = Indicates value exceeds calibration range

J = Indicates an estimated value
B = Indicates analyte found in associated method blank
N = Indicates presumptive evidence of a compound

Accutest Laboratories

Report of Analysis

Client Sample ID:	EP-11		
Lab Sample ID:	N40056-12	**Date Sampled:**	05/28/03
Matrix:	SO - Soil	**Date Received:**	05/28/03
Method:	SW846 8270C SW846 3550B	**Percent Solids:**	87.4
Project:	AK Allen, 255 East 2nd Street, Mineola, NY		

	File ID	DF	Analyzed	By	Prep Date	Prep Batch	Analytical Batch
Run #1	P00992.D	1	05/30/03	ENZ	05/28/03	OP13901	EP48
Run #2							

	Initial Weight	Final Volume
Run #1	30.0 g	1.0 ml
Run #2		

BN TCL List

CAS No.	Compound	Result	RL	MDL	Units	Q
83-32-9	Acenaphthene	ND	76	8.8	ug/kg	
208-96-8	Acenaphthylene	ND	76	9.3	ug/kg	
120-12-7	Anthracene	ND	76	15	ug/kg	
56-55-3	Benzo(a)anthracene	ND	76	14	ug/kg	
50-32-8	Benzo(a)pyrene	ND	76	14	ug/kg	
205-99-2	Benzo(b)fluoranthene	ND	76	21	ug/kg	
191-24-2	Benzo(g,h,i)perylene	ND	76	17	ug/kg	
207-08-9	Benzo(k)fluoranthene	ND	76	8.4	ug/kg	
101-55-3	4-Bromophenyl phenyl ether	ND	76	12	ug/kg	
85-68-7	Butyl benzyl phthalate	ND	76	19	ug/kg	
91-58-7	2-Chloronaphthalene	ND	76	8.2	ug/kg	
106-47-8	4-Chloroaniline	ND	190	23	ug/kg	
86-74-8	Carbazole	ND	76	16	ug/kg	
218-01-9	Chrysene	ND	76	16	ug/kg	
111-91-1	bis(2-Chloroethoxy)methane	ND	76	8.8	ug/kg	
111-44-4	bis(2-Chloroethyl)ether	ND	76	7.4	ug/kg	
108-60-1	bis(2-Chloroisopropyl)ether	ND	76	17	ug/kg	
7005-72-3	4-Chlorophenyl phenyl ether	ND	76	9.6	ug/kg	
95-50-1	1,2-Dichlorobenzene	ND	76	11	ug/kg	
541-73-1	1,3-Dichlorobenzene	ND	76	11	ug/kg	
106-46-7	1,4-Dichlorobenzene	ND	76	7.6	ug/kg	
121-14-2	2,4-Dinitrotoluene	ND	76	17	ug/kg	
606-20-2	2,6-Dinitrotoluene	ND	76	13	ug/kg	
91-94-1	3,3'-Dichlorobenzidine	ND	190	20	ug/kg	
53-70-3	Dibenzo(a,h)anthracene	ND	76	19	ug/kg	
132-64-9	Dibenzofuran	ND	76	9.4	ug/kg	
84-74-2	Di-n-butyl phthalate	ND	76	14	ug/kg	
117-84-0	Di-n-octyl phthalate	ND	76	27	ug/kg	
84-66-2	Diethyl phthalate	ND	76	41	ug/kg	
131-11-3	Dimethyl phthalate	ND	76	10	ug/kg	
117-81-7	bis(2-Ethylhexyl)phthalate	ND	76	19	ug/kg	
206-44-0	Fluoranthene	ND	76	14	ug/kg	

ND = Not detected MDL - Method Detection Limit
RL = Reporting Limit
E = Indicates value exceeds calibration range
J = Indicates an estimated value
B = Indicates analyte found in associated method blank
N = Indicates presumptive evidence of a compound

Report of Analysis

Client Sample ID:	EP-11		
Lab Sample ID:	N40056-12	**Date Sampled:**	05/28/03
Matrix:	SO - Soil	**Date Received:**	05/28/03
Method:	SW846 8270C SW846 3550B	**Percent Solids:**	87.4
Project:	AK Allen, 255 East 2nd Street, Mineola, NY		

BN TCL List

CAS No.	Compound	Result	RL	MDL	Units	Q
86-73-7	Fluorene	ND	76	7.8	ug/kg	
118-74-1	Hexachlorobenzene	ND	76	12	ug/kg	
87-68-3	Hexachlorobutadiene	ND	76	11	ug/kg	
77-47-4	Hexachlorocyclopentadiene	ND UJ	760	27	ug/kg	
67-72-1	Hexachloroethane	ND	190	12	ug/kg	
193-39-5	Indeno(1,2,3-cd)pyrene	ND	76	26	ug/kg	
78-59-1	Isophorone	ND	76	11	ug/kg	
91-57-6	2-Methylnaphthalene	ND	76	7.9	ug/kg	
88-74-4	2-Nitroaniline	ND	190	20	ug/kg	
99-09-2	3-Nitroaniline	ND	190	20	ug/kg	
100-01-6	4-Nitroaniline	ND	190	24	ug/kg	
91-20-3	Naphthalene	ND	76	7.7	ug/kg	
98-95-3	Nitrobenzene	ND	76	14	ug/kg	
621-64-7	N-Nitroso-di-n-propylamine	ND	76	15	ug/kg	
86-30-6	N-Nitrosodiphenylamine	ND	190	13	ug/kg	
85-01-8	Phenanthrene	ND	76	12	ug/kg	
129-00-0	Pyrene	ND	76	13	ug/kg	
120-82-1	1,2,4-Trichlorobenzene	ND	76	13	ug/kg	

CAS No.	Surrogate Recoveries	Run# 1	Run# 2	Limits
4165-60-0	Nitrobenzene-d5	68%		30-122%
321-60-8	2-Fluorobiphenyl	74%		39-112%
1718-51-0	Terphenyl-d14	73%		24-138%

CAS No.	Tentatively Identified Compounds	R.T.	Est. Conc.	Units	Q
	system artifact/aldol-condensation	3.49	~~1500~~ U	ug/kg	J
	system artifact/aldol-condensation	4.38	~~41000~~ U	ug/kg	J
	alkane	12.93	190	ug/kg	J
	alkane	14.97	190	ug/kg	J
	alkane	15.93	210	ug/kg	J
	alkane	19.44	230	ug/kg	J
	alkane	21.00	530	ug/kg	J
	alkane	21.74	620	ug/kg	J
	alkane	22.45	850	ug/kg	J
	unknown	22.97	190	ug/kg	J
	alkane	23.13	770	ug/kg	J
	alkane	23.79	550	ug/kg	J
	alkane	24.43	1100	ug/kg	J

ND = Not detected MDL - Method Detection Limit
RL = Reporting Limit
E = Indicates value exceeds calibration range
J = Indicates an estimated value
B = Indicates analyte found in associated method blank
N = Indicates presumptive evidence of a compound

Report of Analysis

Client Sample ID:	EP-11		
Lab Sample ID:	N40056-12	**Date Sampled:**	05/28/03
Matrix:	SO - Soil	**Date Received:**	05/28/03
Method:	SW846 8270C SW846 3550B	**Percent Solids:**	87.4
Project:	AK Allen, 255 East 2nd Street, Mineola, NY		

BN TCL List

CAS No.	Tentatively Identified Compounds	R.T.	Est. Conc.	Units	Q
	unknown	24.93	310	ug/kg	J
	alkane	25.05	280	ug/kg	J
	unknown	25.49	800	ug/kg	J
	alkane	25.67	440	ug/kg	J
	Total TIC, Semi-Volatile		7260	ug/kg	J

ND = Not detected MDL - Method Detection Limit
RL = Reporting Limit
E = Indicates value exceeds calibration range

J = Indicates an estimated value
B = Indicates analyte found in associated method blank
N = Indicates presumptive evidence of a compound

Accutest Laboratories

Report of Analysis

Client Sample ID:	FB-5/28		
Lab Sample ID:	N40056-13	**Date Sampled:**	05/28/03
Matrix:	AQ - Field Blank Soil	**Date Received:**	05/28/03
Method:	SW846 8270C SW846 3510C	**Percent Solids:**	n/a
Project:	AK Allen, 255 East 2nd Street, Mineola, NY		

	File ID	DF	Analyzed	By	Prep Date	Prep Batch	Analytical Batch
Run #1	Z01056.D	1	05/29/03	YW	05/29/03	OP13887	EZ42
Run #2							

	Initial Volume	Final Volume
Run #1	1000 ml	1.0 ml
Run #2		

BN TCL List

CAS No.	Compound	Result	RL	MDL	Units	Q
83-32-9	Acenaphthene	ND	2.0	0.25	ug/l	
208-96-8	Acenaphthylene	ND	2.0	0.18	ug/l	
120-12-7	Anthracene	ND	2.0	0.22	ug/l	
56-55-3	Benzo(a)anthracene	ND	2.0	0.31	ug/l	
50-32-8	Benzo(a)pyrene	ND	2.0	0.33	ug/l	
205-99-2	Benzo(b)fluoranthene	ND	2.0	0.41	ug/l	
191-24-2	Benzo(g,h,i)perylene	ND	2.0	0.38	ug/l	
207-08-9	Benzo(k)fluoranthene	ND	2.0	0.40	ug/l	
101-55-3	4-Bromophenyl phenyl ether	ND	2.0	0.25	ug/l	
85-68-7	Butyl benzyl phthalate	ND	2.0	0.30	ug/l	
91-58-7	2-Chloronaphthalene	ND	5.0	0.28	ug/l	
106-47-8	4-Chloroaniline	ND	5.0	0.41	ug/l	
86-74-8	Carbazole	ND	2.0	0.32	ug/l	
218-01-9	Chrysene	ND	2.0	0.34	ug/l	
111-91-1	bis(2-Chloroethoxy)methane	ND	2.0	0.22	ug/l	
111-44-4	bis(2-Chloroethyl)ether	ND	2.0	0.29	ug/l	
108-60-1	bis(2-Chloroisopropyl)ether	ND	2.0	0.46	ug/l	
7005-72-3	4-Chlorophenyl phenyl ether	ND	2.0	0.24	ug/l	
95-50-1	1,2-Dichlorobenzene	ND	2.0	0.32	ug/l	
541-73-1	1,3-Dichlorobenzene	ND	2.0	0.30	ug/l	
106-46-7	1,4-Dichlorobenzene	ND	2.0	0.28	ug/l	
121-14-2	2,4-Dinitrotoluene	ND	2.0	0.36	ug/l	
606-20-2	2,6-Dinitrotoluene	ND	2.0	0.33	ug/l	
91-94-1	3,3'-Dichlorobenzidine	ND	5.0	0.43	ug/l	
53-70-3	Dibenzo(a,h)anthracene	ND	2.0	0.39	ug/l	
132-64-9	Dibenzofuran	ND	5.0	0.26	ug/l	
84-74-2	Di-n-butyl phthalate	ND	2.0	0.24	ug/l	
117-84-0	Di-n-octyl phthalate	ND	2.0	0.55	ug/l	
84-66-2	Diethyl phthalate	ND	2.0	0.31	ug/l	
131-11-3	Dimethyl phthalate	ND	2.0	0.24	ug/l	
117-81-7	bis(2-Ethylhexyl)phthalate	ND	2.0	0.43	ug/l	
206-44-0	Fluoranthene	ND	2.0	0.31	ug/l	

ND = Not detected MDL - Method Detection Limit
RL = Reporting Limit
E = Indicates value exceeds calibration range
J = Indicates an estimated value
B = Indicates analyte found in associated method blank
N = Indicates presumptive evidence of a compound

Report of Analysis

Client Sample ID:	FB-5/28		
Lab Sample ID:	N40056-13	**Date Sampled:**	05/28/03
Matrix:	AQ - Field Blank Soil	**Date Received:**	05/28/03
Method:	SW846 8270C SW846 3510C	**Percent Solids:**	n/a
Project:	AK Allen, 255 East 2nd Street, Mineola, NY		

BN TCL List

CAS No.	Compound	Result	RL	MDL	Units	Q
86-73-7	Fluorene	ND	2.0	0.23	ug/l	
118-74-1	Hexachlorobenzene	ND	2.0	0.28	ug/l	
87-68-3	Hexachlorobutadiene	ND	2.0	1.1	ug/l	
77-47-4	Hexachlorocyclopentadiene	ND	20	1.5	ug/l	
67-72-1	Hexachloroethane	ND	5.0	0.66	ug/l	
193-39-5	Indeno(1,2,3-cd)pyrene	ND	2.0	0.79	ug/l	
78-59-1	Isophorone	ND	2.0	0.24	ug/l	
91-57-6	2-Methylnaphthalene	ND	2.0	0.32	ug/l	
88-74-4	2-Nitroaniline	ND	5.0	0.53	ug/l	
99-09-2	3-Nitroaniline	ND	5.0	0.94	ug/l	
100-01-6	4-Nitroaniline	ND	5.0	0.55	ug/l	
91-20-3	Naphthalene	ND	2.0	0.24	ug/l	
98-95-3	Nitrobenzene	ND	2.0	0.45	ug/l	
621-64-7	N-Nitroso-di-n-propylamine	ND	2.0	0.42	ug/l	
86-30-6	N-Nitrosodiphenylamine	ND	5.0	0.24	ug/l	
85-01-8	Phenanthrene	ND	2.0	0.18	ug/l	
129-00-0	Pyrene	ND	2.0	0.27	ug/l	
120-82-1	1,2,4-Trichlorobenzene	ND	2.0	0.28	ug/l	

CAS No.	Surrogate Recoveries	Run# 1	Run# 2	Limits
4165-60-0	Nitrobenzene-d5	71%		34-122%
321-60-8	2-Fluorobiphenyl	64%		38-113%
1718-51-0	Terphenyl-d14	63%		29-119%

CAS No.	Tentatively Identified Compounds	R.T.	Est. Conc.	Units	Q
	Total TIC, Semi-Volatile		0	ug/l	

ND = Not detected MDL - Method Detection Limit
RL = Reporting Limit
E = Indicates value exceeds calibration range
J = Indicates an estimated value
B = Indicates analyte found in associated method blank
N = Indicates presumptive evidence of a compound

Accutest Laboratories

Report of Analysis

Client Sample ID:	EP-1		
Lab Sample ID:	N40056-1	**Date Sampled:**	05/27/03
Matrix:	SO - Soil	**Date Received:**	05/28/03
		Percent Solids:	92.3
Project:	AK Allen, 255 East 2nd Street, Mineola, NY		

Metals Analysis

Analyte	Result	RL	Units	DF	Prep	Analyzed	By	Method	Prep Method
Arsenic	1.6 J	1.1	mg/kg	1	05/29/03	05/29/03	ND	SW846 6010B	SW846 3050B
Barium	<22	22	mg/kg	1	05/29/03	05/29/03	ND	SW846 6010B	SW846 3050B
Cadmium	1.6	0.55	mg/kg	1	05/29/03	05/29/03	ND	SW846 6010B	SW846 3050B
Chromium	5.9	1.1	mg/kg	1	05/29/03	05/29/03	ND	SW846 6010B	SW846 3050B
Lead	53.4	1.1	mg/kg	1	05/29/03	05/29/03	ND	SW846 6010B	SW846 3050B
Mercury	<0.033	0.033	mg/kg	1	05/30/03	05/30/03	ST	SW846 7471A	SW846 7471A
Selenium	<1.1	1.1	mg/kg	1	05/29/03	05/29/03	ND	SW846 6010B	SW846 3050B
Silver	<1.1	1.1	mg/kg	1	05/29/03	05/29/03	ND	SW846 6010B	SW846 3050B

RL = Reporting Limit

Accutest Laboratories

Report of Analysis

Client Sample ID:	EP-2		
Lab Sample ID:	N40056-2	**Date Sampled:**	05/28/03
Matrix:	SO - Soil	**Date Received:**	05/28/03
		Percent Solids:	75.6
Project:	AK Allen, 255 East 2nd Street, Mineola, NY		

Metals Analysis

Analyte	Result	RL	Units	DF	Prep	Analyzed	By	Method	Prep Method
Arsenic	10.4 J	1.3	mg/kg	1	05/29/03	05/29/03	ND	SW846 6010B	SW846 3050B
Barium	268	27	mg/kg	1	05/29/03	05/29/03	ND	SW846 6010B	SW846 3050B
Cadmium	8.1	0.67	mg/kg	1	05/29/03	05/29/03	ND	SW846 6010B	SW846 3050B
Chromium	1910	1.3	mg/kg	1	05/29/03	05/29/03	ND	SW846 6010B	SW846 3050B
Lead	768	1.3	mg/kg	1	05/29/03	05/29/03	ND	SW846 6010B	SW846 3050B
Mercury	0.59	0.042	mg/kg	1	05/30/03	05/30/03	ST	SW846 7471A	SW846 7471A
Selenium	2.7	1.3	mg/kg	1	05/29/03	05/29/03	ND	SW846 6010B	SW846 3050B
Silver	1.8	1.3	mg/kg	1	05/29/03	05/29/03	ND	SW846 6010B	SW846 3050B

RL = Reporting Limit

Accutest Laboratories

Report of Analysis

Client Sample ID:	EP-3		
Lab Sample ID:	N40056-3	**Date Sampled:**	05/28/03
Matrix:	SO - Soil	**Date Received:**	05/28/03
		Percent Solids:	87.9
Project:	AK Allen, 255 East 2nd Street, Mineola, NY		

Metals Analysis

Analyte	Result	RL	Units	DF	Prep	Analyzed	By	Method	Prep Method
Arsenic	4.9 J	1.1	mg/kg	1	05/29/03	05/29/03	ND	SW846 6010B	SW846 3050B
Barium	90.5	23	mg/kg	1	05/29/03	05/29/03	ND	SW846 6010B	SW846 3050B
Cadmium	1.2	0.56	mg/kg	1	05/29/03	05/29/03	ND	SW846 6010B	SW846 3050B
Chromium	132	1.1	mg/kg	1	05/29/03	05/29/03	ND	SW846 6010B	SW846 3050B
Lead	171	1.1	mg/kg	1	05/29/03	05/29/03	ND	SW846 6010B	SW846 3050B
Mercury	0.46	0.036	mg/kg	1	05/30/03	05/30/03	ST	SW846 7471A	SW846 7471A
Selenium	<1.1	1.1	mg/kg	1	05/29/03	05/29/03	ND	SW846 6010B	SW846 3050B
Silver	<1.1	1.1	mg/kg	1	05/29/03	05/29/03	ND	SW846 6010B	SW846 3050B

RL = Reporting Limit

Accutest Laboratories

Report of Analysis

Client Sample ID:	EP-3D		
Lab Sample ID:	N40056-4	**Date Sampled:**	05/28/03
Matrix:	SO - Soil	**Date Received:**	05/28/03
		Percent Solids:	86.7
Project:	AK Allen, 255 East 2nd Street, Mineola, NY		

Metals Analysis

Analyte	Result	RL	Units	DF	Prep	Analyzed	By	Method	Prep Method
Arsenic	9.9 J	1.1	mg/kg	1	05/29/03	05/29/03	ND	SW846 6010B	SW846 3050B
Barium	83.9	23	mg/kg	1	05/29/03	05/29/03	ND	SW846 6010B	SW846 3050B
Cadmium	2.0	0.57	mg/kg	1	05/29/03	05/29/03	ND	SW846 6010B	SW846 3050B
Chromium	105	1.1	mg/kg	1	05/29/03	05/29/03	ND	SW846 6010B	SW846 3050B
Lead	175	1.1	mg/kg	1	05/29/03	05/29/03	ND	SW846 6010B	SW846 3050B
Mercury	0.34	0.035	mg/kg	1	05/30/03	05/30/03	ST	SW846 7471A	SW846 7471A
Selenium	<1.1	1.1	mg/kg	1	05/29/03	05/29/03	ND	SW846 6010B	SW846 3050B
Silver	<1.1	1.1	mg/kg	1	05/29/03	05/29/03	ND	SW846 6010B	SW846 3050B

RL = Reporting Limit

Accutest Laboratories

Report of Analysis

Client Sample ID:	EP-4		
Lab Sample ID:	N40056-5	**Date Sampled:**	05/28/03
Matrix:	SO - Soil	**Date Received:**	05/28/03
		Percent Solids:	81.7
Project:	AK Allen, 255 East 2nd Street, Mineola, NY		

Metals Analysis

Analyte	Result	RL	Units	DF	Prep	Analyzed	By	Method	Prep Method
Arsenic	12.2 J	1.2	mg/kg	1	05/29/03	05/29/03	ND	SW846 6010B	SW846 3050B
Barium	147	24	mg/kg	1	05/29/03	05/29/03	ND	SW846 6010B	SW846 3050B
Cadmium	25.1	0.60	mg/kg	1	05/29/03	05/29/03	ND	SW846 6010B	SW846 3050B
Chromium	1220	1.2	mg/kg	1	05/29/03	05/29/03	ND	SW846 6010B	SW846 3050B
Lead	697	1.2	mg/kg	1	05/29/03	05/29/03	ND	SW846 6010B	SW846 3050B
Mercury	2.7	0.19	mg/kg	5	05/30/03	05/30/03	ST	SW846 7471A	SW846 7471A
Selenium	2.2	1.2	mg/kg	1	05/29/03	05/29/03	ND	SW846 6010B	SW846 3050B
Silver	1.8	1.2	mg/kg	1	05/29/03	05/29/03	ND	SW846 6010B	SW846 3050B

RL = Reporting Limit

Accutest Laboratories

Report of Analysis

Client Sample ID:	EP-5		
Lab Sample ID:	N40056-6	**Date Sampled:**	05/28/03
Matrix:	SO - Soil	**Date Received:**	05/28/03
		Percent Solids:	93.0
Project:	AK Allen, 255 East 2nd Street, Mineola, NY		

Metals Analysis

Analyte	Result	RL	Units	DF	Prep	Analyzed	By	Method	Prep Method
Arsenic	1.7 J	1.1	mg/kg	1	05/29/03	05/29/03	ND	SW846 6010B	SW846 3050B
Barium	28.8	22	mg/kg	1	05/29/03	05/29/03	ND	SW846 6010B	SW846 3050B
Cadmium	<0.54	0.54	mg/kg	1	05/29/03	05/29/03	ND	SW846 6010B	SW846 3050B
Chromium	8.2	1.1	mg/kg	1	05/29/03	05/29/03	ND	SW846 6010B	SW846 3050B
Lead	3.2	1.1	mg/kg	1	05/29/03	05/29/03	ND	SW846 6010B	SW846 3050B
Mercury	<0.033	0.033	mg/kg	1	05/30/03	05/30/03	ST	SW846 7471A	SW846 7471A
Selenium	<1.1	1.1	mg/kg	1	05/29/03	05/29/03	ND	SW846 6010B	SW846 3050B
Silver	<1.1	1.1	mg/kg	1	05/29/03	05/29/03	ND	SW846 6010B	SW846 3050B

RL = Reporting Limit

Accutest Laboratories

Report of Analysis

Client Sample ID:	EP-8		
Lab Sample ID:	N40056-9	**Date Sampled:**	05/28/03
Matrix:	SO - Soil	**Date Received:**	05/28/03
		Percent Solids:	88.0
Project:	AK Allen, 255 East 2nd Street, Mineola, NY		

Metals Analysis

Analyte	Result	RL	Units	DF	Prep	Analyzed	By	Method	Prep Method
Arsenic	3.9 J	1.1	mg/kg	1	05/29/03	05/29/03	ND	SW846 6010B	SW846 3050B
Barium	<23	23	mg/kg	1	05/29/03	05/29/03	ND	SW846 6010B	SW846 3050B
Cadmium	<0.57	0.57	mg/kg	1	05/29/03	05/29/03	ND	SW846 6010B	SW846 3050B
Chromium	22.6	1.1	mg/kg	1	05/29/03	05/29/03	ND	SW846 6010B	SW846 3050B
Lead	9.4	1.1	mg/kg	1	05/29/03	05/29/03	ND	SW846 6010B	SW846 3050B
Mercury	<0.036	0.036	mg/kg	1	05/30/03	05/30/03	ST	SW846 7471A	SW846 7471A
Selenium	<1.1	1.1	mg/kg	1	05/29/03	05/29/03	ND	SW846 6010B	SW846 3050B
Silver	<1.1	1.1	mg/kg	1	05/29/03	05/29/03	ND	SW846 6010B	SW846 3050B

RL = Reporting Limit

Accutest Laboratories

Report of Analysis

Client Sample ID:	EP-10		
Lab Sample ID:	N40056-11	**Date Sampled:**	05/28/03
Matrix:	SO - Soil	**Date Received:**	05/28/03
		Percent Solids:	96.2
Project:	AK Allen, 255 East 2nd Street, Mineola, NY		

Metals Analysis

Analyte	Result	RL	Units	DF	Prep	Analyzed	By	Method	Prep Method
Arsenic	1.6 J	1.0	mg/kg	1	05/29/03	05/29/03	ND	SW846 6010B	SW846 3050B
Barium	<21	21	mg/kg	1	05/29/03	05/29/03	ND	SW846 6010B	SW846 3050B
Cadmium	<0.52	0.52	mg/kg	1	05/29/03	05/29/03	ND	SW846 6010B	SW846 3050B
Chromium	5.0	1.0	mg/kg	1	05/29/03	05/29/03	ND	SW846 6010B	SW846 3050B
Lead	1.8	1.0	mg/kg	1	05/29/03	05/29/03	ND	SW846 6010B	SW846 3050B
Mercury	<0.030	0.030	mg/kg	1	05/30/03	05/30/03	ST	SW846 7471A	SW846 7471A
Selenium	<1.0	1.0	mg/kg	1	05/29/03	05/29/03	ND	SW846 6010B	SW846 3050B
Silver	<1.0	1.0	mg/kg	1	05/29/03	05/29/03	ND	SW846 6010B	SW846 3050B

RL = Reporting Limit

Accutest Laboratories

Report of Analysis

Client Sample ID:	EP-11		
Lab Sample ID:	N40056-12	**Date Sampled:**	05/28/03
Matrix:	SO - Soil	**Date Received:**	05/28/03
		Percent Solids:	87.4
Project:	AK Allen, 255 East 2nd Street, Mineola, NY		

Metals Analysis

Analyte	Result	RL	Units	DF	Prep	Analyzed	By	Method	Prep Method
Arsenic	4.5 J	1.1	mg/kg	1	05/29/03	05/29/03	ND	SW846 6010B	SW846 3050B
Barium	26.0	23	mg/kg	1	05/29/03	05/29/03	ND	SW846 6010B	SW846 3050B
Cadmium	0.69	0.57	mg/kg	1	05/29/03	05/29/03	ND	SW846 6010B	SW846 3050B
Chromium	26.5	1.1	mg/kg	1	05/29/03	05/29/03	ND	SW846 6010B	SW846 3050B
Lead	189	1.1	mg/kg	1	05/29/03	05/29/03	ND	SW846 6010B	SW846 3050B
Mercury	<0.034	0.034	mg/kg	1	05/30/03	05/30/03	ST	SW846 7471A	SW846 7471A
Selenium	<1.1	1.1	mg/kg	1	05/29/03	05/29/03	ND	SW846 6010B	SW846 3050B
Silver	<1.1	1.1	mg/kg	1	05/29/03	05/29/03	ND	SW846 6010B	SW846 3050B

RL = Reporting Limit

Accutest Laboratories

Report of Analysis

Client Sample ID:	FB-5/28		
Lab Sample ID:	N40056-13	**Date Sampled:**	05/28/03
Matrix:	AQ - Field Blank Soil	**Date Received:**	05/28/03
		Percent Solids:	n/a
Project:	AK Allen, 255 East 2nd Street, Mineola, NY		

Metals Analysis

Analyte	Result	RL	Units	DF	Prep	Analyzed By		Method	Prep Method
Arsenic	<5.0	5.0	ug/l	1	05/29/03	05/30/03	ND	SW846 6010B	SW846 3010A
Barium	<200	200	ug/l	1	05/29/03	05/30/03	ND	SW846 6010B	SW846 3010A
Cadmium	<4.0	4.0	ug/l	1	05/29/03	05/30/03	ND	SW846 6010B	SW846 3010A
Chromium	<10	10	ug/l	1	05/29/03	05/30/03	ND	SW846 6010B	SW846 3010A
Lead	<3.0	3.0	ug/l	1	05/29/03	05/30/03	ND	SW846 6010B	SW846 3010A
Mercury	<0.20	0.20	ug/l	1	05/30/03	05/30/03	WG	SW846 7470A	SW846 7470A
Selenium	<5.0	5.0	ug/l	1	05/29/03	05/30/03	ND	SW846 6010B	SW846 3010A
Silver	<10	10	ug/l	1	05/29/03	05/30/03	ND	SW846 6010B	SW846 3010A

1714

RL = Reporting Limit

APPENDIX C

2815 COVERED BRIDGE ROAD, MERRICK, NEW YORK 11566
(516) 223-9761 • FAX (516) 223-0983

CHAIN OF CUSTODY

ACCUTEST Laboratories

50

2235 Route 130, Dayton NJ 08810
TEL. 732-329-0200 FAX: 732-329-3499/3480
www.accutest.com

FED-EX Tracking #	Bottle Order Control #
	DK 5/14/03-03
Accutest Quote #	Accutest Job #
DK 5/14/03-3	N40056

Client / Reporting Information

Company Name	CA Rich Consultants Inc
Address	17 Dupont Street
City / State / Zip	Plainview NY 11803
Project Contact / E-mail	Eric Weinstock
Phone #	(516) 576-8844
Sampler's Name	STEVE SOBSTYL / CHRIS BOWE

Project Information

Project Name	A.K. Allen Corp.
Street	255 East Second St.
City / State	Mineola NY 11501
Project #	A.K. Allen
Fax #	(516) 576 0093
Client Purchase Order #	A.K. Allen EC

Requested Analysis

8260 ☐ 624 ☐ 8021 ☐ 602 ☐ PAUG ☐ BTEX ☐ MTBE ☐ TBA ☐ NAP ☐ PALG ☐
8260 ☐ 624 ☐ TCL ☐ PPL ☐ STARS ☐ MTBE ☐ TBA ☐ NAP ☐ +10 ☐ +15 ☐
8270 ☐ 625 ☐ TCL ☐ PPL ☐ STARS ☐ ABN ☐ BN ☐ PAH ☐ PADF ☐ +TICs ☐

Matrix Codes: DW - Drinking Water; GW - Ground Water; WW - Water; SW - Surface Water; SO - Soil; SL - Sludge; OI - Oil; LIQ - Other Liquid; AIR - Air; SOL - Other Solid; WP - Wipe

Accutest Sample #	Field ID / Point of Collection (VOC / SVOC / Metal)	SUMMA # / MEOH Vial #	Collection Date	Collection Time	Sampled By	Matrix	# of bottles	HCl	NaOH	HNO3	H2SO4	NONE	NaHSO4	MEOH	ENCORE	VOC 8260 +	SVOC 8270 BN	RCRA metals	PCBs 8082	LAB USE ONLY
1	EP-1 ✓ ✓ ✓	✓	5/27/03	1545	CB	SO	2									1	1	→	→	EX43, 19F3!
2	EP-2 ✓ ✓ ✓	✓	5/28/03	1105	S/C	SO	2									1	1	→	→	
3	EP-3 ✓ ✓ ✓	✓	↓	1110	S/C	SO	2									1	1	→	→	
4	EP-3D ✓ ✓ ✓	✓		1112	S/C	SO	2									1	1	→	→	
5	EP-4 ✓ ✓ ✓	✓		1120	S/C	SO	2									1	1	→	→	
6	EP-5 ✓ ✓ ✓	✓		1125	S/C	SO	2									1	1	→	→	
7	EP-6 ✓ ✓ ✓	✓		1130	S/C	SO	2									1	1	→	→	
	EP-6 (MS/MSD)			1130	S/C	SO	2									1	1	→	→	
8	EP-7 ✓ ✓ ✓	✓	↓	1140	S/C	SO	2									1	1	→	→	

Turnaround Time (Business Days)

- ☐ Std. 15 Business Days
- ☐ 10 Day RUSH
- ☐ 5 Day RUSH
- ☐ 3 Day EMERGENCY
- ☒ 2 Day EMERGENCY
- ☐ 1 Day EMERGENCY
- ☐ Other

Approved By: / Date:

Emergency & Rush T/A data available VIA LabLink

Data Deliverable Information

- ☐ Commercial "A"
- ☐ Commercial "B"
- ☐ NJ Reduced
- ☐ NJ Full
- ☐ Other _____
- ☐ FULL CLP
- ☐ NYASP Category A
- ☒ NYASP Category B
- ☐ State Forms
- ☐ EDD Format _____

Commercial "A" = Results Only

Comments / Remarks

Rush 48 hr T.A.T
email: Eweinstock@carichinc.com
(Not applicable to QA/QC samples)
Voc Method 8260 to include
1,3,5 and 1,2,4 Trimethybenzene

Sample Custody must be documented below each time samples change possession, including courier delivery.

Relinquished by Sampler	Date Time	Received by	Relinquished by	Date Time	Received by
1 [signature]	5/28/03	2 Jesse Duncan	2 3		2 3
3 Rec'd by Todd Diamond (1615)	5/28/03	3	4		4
5 Todd	5/28/03 1855	5	Custody Seal # 451	Preserved where applicable ☐	On Ice ☒ Cooler Temp. 4.8

ACCUTEST Laboratories

50, FB, TB

CHAIN OF CUSTODY

2235 Route 130, Dayton NJ 08810
TEL. 732-329-0200 FAX: 732-329-3499/3480
www.accutest.com

FED-EX Tracking #	Bottle Order Control # DK 5/14/03-3
Accutest Quote # DK 5/14/03-03	Accutest Job # N40056

Client / Reporting Information

Company Name	CA Rich Consultants Inc
Address	17 Dupont Street
City / State / Zip	Plainview NY 11803
Project Contact / E-mail	Eric Weinstock
Phone #	(516) 576 8844
Sampler's Name	STEVE SOBSTYL / CHRIS BOWE

Project Information

Project Name	A.K. Allen Corp.
Street	255 East Second St.
City / State	Mineola NY 11501
Project #	A.K. Allen
Fax #	(516) 576 0093
Client Purchase Order #	A.K. Allen EC

Requested Analysis

8260 ☐ 624 ☐ 8021 ☐ 602 ☐ PAUG ☐ BTEX ☐ MTBE ☐ TBA ☐ NAP ☐ PALG ☐
8260 ☐ 624 ☐ TCL ☐ PPL ☐ STARS ☐ MTBE ☐ TBA ☐ NAP ☐ +10 ☐ +15 ☐
8270 ☐ 625 ☐ TCL ☐ PPL ☐ STARS ☐ ABN ☐ BN ☐ PAH ☐ PADF ☐ +TICs ☐

Matrix Codes: DW - Drinking Water; GW - Ground Water; WW - Water; SW - Surface Water; SO - Soil; SL - Sludge; OI - Oil; LIQ - Other Liquid; AIR - Air; SOL - Other Solid; WP - Wipe

Accutest Sample #	Field ID / Point of Collection	SUMMA # / MEOH Vial #	Collection Date	Collection Time	Sampled By	Matrix	# of bottles	HCl	NaOH	HNO3	H2SO4	NONE	NaHSO4	MEOH	ENCORE	VOC 8260 +	SVOC 8270 BN	RCRA metals	PCB, 8082	LAB USE ONLY
9	EP-8 (VOC, SVOC, Metal)	✓	5/28/03	1415	S/C	SO	2									1	1	→	→	EX43, 19F3!
10	EP-9	✓	↓	1420	S/C	SO	2									1	1	→	→	EX7, ME17, 432!
11	EP-10	✓	↓	1425	S/C	SO	2									1	1	→	→	432!
12	EP-11	✓	↓	1430	S/C	SO	2									1	1	→	→	
13	FB-5/28 (VOC, SVOC, M)		5/28/03	1145	S/C	WW	5									2	1	1	1	
14	TB-5/28		5/28/03	X	S/C	WW	2									2				

Turnaround Time (Business Days)

- ☐ Std. 15 Business Days
- ☐ 10 Day RUSH
- ☐ 5 Day RUSH
- ☐ 3 Day EMERGENCY
- ☒ 2 Day EMERGENCY
- ☐ 1 Day EMERGENCY
- ☐ Other

Approved By: / Date:

Emergency & Rush T/A data available VIA LabLink

Data Deliverable Information

- ☐ Commercial "A"
- ☐ Commercial "B"
- ☐ NJ Reduced
- ☐ NJ Full
- ☐ Other _____
- ☐ FULL CLP
- ☒ NYASP Category A
- ☐ NYASP Category B
- ☐ State Forms
- ☐ EDD Format _____

Commercial "A" = Results Only

Comments / Remarks

Rush 48 hr T.A.T
email: Eweinstock@carichinc.com
(Not applicable to QA/QC samples)
VOC Method 8260 to include
1,3,5 and 1,2,4 Trimethylbenzene

Sample Custody must be documented below each time samples change possession, including courier delivery.

Relinquished by Sampler	Date Time	Received by	Relinquished by	Date Time	Received by
1 [signature]	5/28/03	2 Jesse Duncan	2 (3)		2 (3)
3 (1) PRIORITY Todd Dunn (1615)	5/28/03	3	4		4
5 (3) Todd D	5/28/03 1855	5	Custody Seal #	Preserved where applicable ☑	Cooler Temp. 4.8

APPENDIX D

2815 COVERED BRIDGE ROAD, MERRICK, NEW YORK 11566
(516) 223-9761 • FAX (516) 223-0983

Premier Environmental Services.

November 26, 2003

Diane Komar
Project Manager
Accutest Laboratories
2235 Route 130
Dayton, NJ 08810

Dear Mr. Pugliese,

I am currently performing the data review of the samples collected from the AK Allen Project. These samples are associated with Laboratory Project Number N40056. During the review of the data package, the following was noted:

General

The NYS DEC Sample ID and Analytical Requirement Summary (page 15) marks the samples for VOA GC Method 8021 rather than Pest/PCB Method 8082. Please review and if necessary, edit and resubmit this form.

The NYSDEC forms all indicate that sample N40056-1 was collected May 28, 2003. According to the COC documents that accompanied the samples to the laboratory to the laboratory, this sample was collected on May 27, 2003. Please review and if necessary, edit and resubmit the forms. (p.118, 119, 121)

GC/MS Volatiles

Did Accutest Laboratories perform sample screening to determine the necessary dilution prior to the sample analysis reported in the data report?

A number of the sample reported the TIC Carbon Dioxide, this was also detected in the associated method blank samples. Please explain why the Carbon Dioxide was not qualified with a "B" and reported as present in the associated method blank sample?

Thank you in advance to your prompt response to this data issue. If there are any questions associated with the above, please do not hesitate to contact me at (516)223-9761.

Sincerely,

Renee Cohen

Renee Cohen

Cc: Eric Weinstock – CA Rich Consultants

2815 COVERED BRIDGE ROAD, MERRICK, NEW YORK 11566
(516) 223-9761 • FAX (516) 223-0983

Accutest Laboratories

Report of Analysis

Client Sample ID:	EP-6		
Lab Sample ID:	N40056-7	**Date Sampled:**	05/28/03
Matrix:	SO - Soil	**Date Received:**	05/28/03
Method:	SW846 8260B	**Percent Solids:**	87.9
Project:	AK Allen, 255 East 2nd Street, Mineola, NY		

	File ID	DF	Analyzed	By	Prep Date	Prep Batch	Analytical Batch
Run #1	G59766.D	1	05/29/03	SJM	n/a	n/a	VG3251
Run #2							

	Initial Weight
Run #1	1.0 g
Run #2	

VOA TCL List

CAS No.	Compound	Result	RL	MDL	Units	Q
67-64-1	Acetone	ND	57	40	ug/kg	
71-43-2	Benzene	ND	5.7	1.2	ug/kg	
75-27-4	Bromodichloromethane	ND	28	1.9	ug/kg	
75-25-2	Bromoform	ND	28	3.5	ug/kg	
74-83-9	Bromomethane	ND	28	4.5	ug/kg	
78-93-3	2-Butanone (MEK)	ND	57	21	ug/kg	
75-15-0	Carbon disulfide	ND	28	9.7	ug/kg	
56-23-5	Carbon tetrachloride	ND	28	6.2	ug/kg	
108-90-7	Chlorobenzene	ND	28	5.7	ug/kg	
75-00-3	Chloroethane	ND	28	7.5	ug/kg	
67-66-3	Chloroform	ND	28	2.4	ug/kg	
74-87-3	Chloromethane	ND	28	3.6	ug/kg	
124-48-1	Dibromochloromethane	ND	28	1.5	ug/kg	
75-34-3	1,1-Dichloroethane	ND	28	1.8	ug/kg	
107-06-2	1,2-Dichloroethane	ND	28	3.2	ug/kg	
75-35-4	1,1-Dichloroethene	ND	28	2.3	ug/kg	
156-59-2	cis-1,2-Dichloroethene	ND	28	1.9	ug/kg	
156-60-5	trans-1,2-Dichloroethene	ND	28	1.9	ug/kg	
78-87-5	1,2-Dichloropropane	ND	28	4.4	ug/kg	
10061-01-5	cis-1,3-Dichloropropene	ND	28	1.6	ug/kg	
10061-02-6	trans-1,3-Dichloropropene	ND	28	1.2	ug/kg	
100-41-4	Ethylbenzene	ND	5.7	0.77	ug/kg	
591-78-6	2-Hexanone	ND	28	3.9	ug/kg	
108-10-1	4-Methyl-2-pentanone(MIBK)	ND	28	6.7	ug/kg	
75-09-2	Methylene chloride	ND	28	2.8	ug/kg	
100-42-5	Styrene	ND	28	5.5	ug/kg	
79-34-5	1,1,2,2-Tetrachloroethane	ND	28	2.4	ug/kg	
127-18-4	Tetrachloroethene	23.6	28	1.3	ug/kg	J
108-88-3	Toluene	ND	5.7	3.9	ug/kg	
71-55-6	1,1,1-Trichloroethane	ND	28	1.7	ug/kg	
79-00-5	1,1,2-Trichloroethane	ND	28	2.2	ug/kg	
79-01-6	Trichloroethene	ND	28	1.2	ug/kg	

ND = Not detected MDL - Method Detection Limit J = Indicates an estimated value
RL = Reporting Limit B = Indicates analyte found in associated method blank
E = Indicates value exceeds calibration range N = Indicates presumptive evidence of a compound

Report of Analysis

Client Sample ID:	EP-6		
Lab Sample ID:	N40056-7	**Date Sampled:**	05/28/03
Matrix:	SO - Soil	**Date Received:**	05/28/03
Method:	SW846 8260B	**Percent Solids:**	87.9
Project:	AK Allen, 255 East 2nd Street, Mineola, NY		

VOA TCL List

CAS No.	Compound	Result	RL	MDL	Units	Q
95-63-6	**1,2,4-Trimethylbenzene**	15.9	28	1.5	ug/kg	J
108-67-8	**1,3,5-Trimethylbenzene**	10	28	1.6	ug/kg	J
75-01-4	Vinyl chloride	ND	28	2.3	ug/kg	
1330-20-7	Xylene (total)	ND	11	2.5	ug/kg	

CAS No.	Surrogate Recoveries	Run# 1	Run# 2	Limits
1868-53-7	Dibromofluoromethane	97%		71-117%
17060-07-0	1,2-Dichloroethane-D4	99%		62-124%
2037-26-5	Toluene-D8	102%		78-115%
460-00-4	4-Bromofluorobenzene	100%		73-127%

CAS No.	Tentatively Identified Compounds	R.T.	Est. Conc.	Units	Q
124-38-9	Carbon dioxide	2.73	1400	ug/kg	JN
	alkane	24.44	180	ug/kg	J
	naphthalene decahydro-methyl	24.58	150	ug/kg	J
	unknown	25.41	190	ug/kg	J
	alkane	25.70	270	ug/kg	J
	alkane	26.17	150	ug/kg	J
	unknown	26.38	180	ug/kg	J
	unknown	26.67	140	ug/kg	J
	unknown	26.94	150	ug/kg	J
	alkane	27.09	150	ug/kg	J
	unknown indene	28.03	630	ug/kg	J
	Total TIC, Volatile		3590	ug/kg	J

ND = Not detected MDL - Method Detection Limit
RL = Reporting Limit
E = Indicates value exceeds calibration range
J = Indicates an estimated value
B = Indicates analyte found in associated method blank
N = Indicates presumptive evidence of a compound

Accutest Laboratories

Report of Analysis

Client Sample ID:	EP-7		
Lab Sample ID:	N40056-8	**Date Sampled:**	05/28/03
Matrix:	SO - Soil	**Date Received:**	05/28/03
Method:	SW846 8260B	**Percent Solids:**	87.4
Project:	AK Allen, 255 East 2nd Street, Mineola, NY		

	File ID	DF	Analyzed	By	Prep Date	Prep Batch	Analytical Batch
Run #1	G59772.D	1	05/29/03	SJM	n/a	n/a	VG3251
Run #2							

	Initial Weight
Run #1	4.3 g
Run #2	

VOA TCL List

CAS No.	Compound	Result	RL	MDL	Units	Q
67-64-1	Acetone	ND	13	9.3	ug/kg	
71-43-2	Benzene	ND	1.3	0.27	ug/kg	
75-27-4	Bromodichloromethane	ND	6.7	0.44	ug/kg	
75-25-2	Bromoform	ND	6.7	0.81	ug/kg	
74-83-9	Bromomethane	ND	6.7	1.1	ug/kg	
78-93-3	2-Butanone (MEK)	ND	13	4.9	ug/kg	
75-15-0	Carbon disulfide	ND	6.7	2.3	ug/kg	
56-23-5	Carbon tetrachloride	ND	6.7	1.5	ug/kg	
108-90-7	Chlorobenzene	ND	6.7	1.3	ug/kg	
75-00-3	Chloroethane	ND	6.7	1.7	ug/kg	
67-66-3	Chloroform	ND	6.7	0.55	ug/kg	
74-87-3	Chloromethane	ND	6.7	0.84	ug/kg	
124-48-1	Dibromochloromethane	ND	6.7	0.35	ug/kg	
75-34-3	1,1-Dichloroethane	ND	6.7	0.43	ug/kg	
107-06-2	1,2-Dichloroethane	ND	6.7	0.76	ug/kg	
75-35-4	1,1-Dichloroethene	ND	6.7	0.53	ug/kg	
156-59-2	cis-1,2-Dichloroethene	ND	6.7	0.45	ug/kg	
156-60-5	trans-1,2-Dichloroethene	ND	6.7	0.45	ug/kg	
78-87-5	1,2-Dichloropropane	ND	6.7	1.0	ug/kg	
10061-01-5	cis-1,3-Dichloropropene	ND	6.7	0.38	ug/kg	
10061-02-6	trans-1,3-Dichloropropene	ND	6.7	0.27	ug/kg	
100-41-4	Ethylbenzene	ND	1.3	0.18	ug/kg	
591-78-6	2-Hexanone	ND	6.7	0.91	ug/kg	
108-10-1	4-Methyl-2-pentanone(MIBK)	ND	6.7	1.6	ug/kg	
75-09-2	Methylene chloride	ND	6.7	0.66	ug/kg	
100-42-5	Styrene	ND	6.7	1.3	ug/kg	
79-34-5	1,1,2,2-Tetrachloroethane	ND	6.7	0.56	ug/kg	
127-18-4	Tetrachloroethene	47.4	6.7	0.30	ug/kg	
108-88-3	Toluene	ND	1.3	0.91	ug/kg	
71-55-6	1,1,1-Trichloroethane	ND	6.7	0.40	ug/kg	
79-00-5	1,1,2-Trichloroethane	ND	6.7	0.52	ug/kg	
79-01-6	Trichloroethene	ND	6.7	0.29	ug/kg	

72

ND = Not detected MDL - Method Detection Limit
RL = Reporting Limit
E = Indicates value exceeds calibration range

J = Indicates an estimated value
B = Indicates analyte found in associated method blank
N = Indicates presumptive evidence of a compound

Report of Analysis

Client Sample ID:	EP-7		
Lab Sample ID:	N40056-8	**Date Sampled:**	05/28/03
Matrix:	SO - Soil	**Date Received:**	05/28/03
Method:	SW846 8260B	**Percent Solids:**	87.4
Project:	AK Allen, 255 East 2nd Street, Mineola, NY		

VOA TCL List

CAS No.	Compound	Result	RL	MDL	Units	Q
95-63-6	**1,2,4-Trimethylbenzene**	2.9	6.7	0.36	ug/kg	J
108-67-8	**1,3,5-Trimethylbenzene**	1.7	6.7	0.38	ug/kg	J
75-01-4	Vinyl chloride	ND	6.7	0.54	ug/kg	
1330-20-7	Xylene (total)	ND	2.7	0.59	ug/kg	

CAS No.	Surrogate Recoveries	Run# 1	Run# 2	Limits
1868-53-7	Dibromofluoromethane	94%		71-117%
17060-07-0	1,2-Dichloroethane-D4	96%		62-124%
2037-26-5	Toluene-D8	99%		78-115%
460-00-4	4-Bromofluorobenzene	120%		73-127%

CAS No.	Tentatively Identified Compounds	R.T.	Est. Conc.	Units	Q
124-38-9	Carbon dioxide	2.72	350	ug/kg	JN
	cycloalkane/alkene	22.77	150	ug/kg	J
	cycloalkane/alkene	23.19	260	ug/kg	J
	cycloalkane/alkene	24.13	100	ug/kg	J
	alkane	24.43	110	ug/kg	J
	naphthalene decahydro-methyl	24.57	170	ug/kg	J
	alkane	24.79	150	ug/kg	J
	naphthalene decahydro-dimethyl	25.40	150	ug/kg	J
	alkane	25.70	260	ug/kg	J
	cycloalkane/alkene	26.36	100	ug/kg	J
	unknown	28.03	150	ug/kg	J
	Total TIC, Volatile		1950	ug/kg	J

ND = Not detected MDL - Method Detection Limit J = Indicates an estimated value
RL = Reporting Limit B = Indicates analyte found in associated method blank
E = Indicates value exceeds calibration range N = Indicates presumptive evidence of a compound

Accutest Laboratories

Report of Analysis

Client Sample ID:	EP-9		
Lab Sample ID:	N40056-10	**Date Sampled:**	05/28/03
Matrix:	SO - Soil	**Date Received:**	05/28/03
Method:	SW846 8260B	**Percent Solids:**	88.0
Project:	AK Allen, 255 East 2nd Street, Mineola, NY		

	File ID	DF	Analyzed	By	Prep Date	Prep Batch	Analytical Batch
Run #1	G59774.D	1	05/29/03	SJM	n/a	n/a	VG3251
Run #2							

	Initial Weight
Run #1	4.8 g
Run #2	

VOA TCL List

CAS No.	Compound	Result	RL	MDL	Units	Q
67-64-1	Acetone	ND	12	8.3	ug/kg	
71-43-2	Benzene	ND	1.2	0.24	ug/kg	
75-27-4	Bromodichloromethane	ND	5.9	0.39	ug/kg	
75-25-2	Bromoform	ND	5.9	0.72	ug/kg	
74-83-9	Bromomethane	ND	5.9	0.94	ug/kg	
78-93-3	2-Butanone (MEK)	ND	12	4.3	ug/kg	
75-15-0	Carbon disulfide	ND	5.9	2.0	ug/kg	
56-23-5	Carbon tetrachloride	ND	5.9	1.3	ug/kg	
108-90-7	Chlorobenzene	ND	5.9	1.2	ug/kg	
75-00-3	Chloroethane	ND	5.9	1.6	ug/kg	
67-66-3	Chloroform	ND	5.9	0.49	ug/kg	
74-87-3	Chloromethane	ND	5.9	0.74	ug/kg	
124-48-1	Dibromochloromethane	ND	5.9	0.31	ug/kg	
75-34-3	1,1-Dichloroethane	ND	5.9	0.38	ug/kg	
107-06-2	1,2-Dichloroethane	ND	5.9	0.67	ug/kg	
75-35-4	1,1-Dichloroethene	ND	5.9	0.48	ug/kg	
156-59-2	cis-1,2-Dichloroethene	ND	5.9	0.40	ug/kg	
156-60-5	trans-1,2-Dichloroethene	ND	5.9	0.40	ug/kg	
78-87-5	1,2-Dichloropropane	ND	5.9	0.91	ug/kg	
10061-01-5	cis-1,3-Dichloropropene	ND	5.9	0.34	ug/kg	
10061-02-6	trans-1,3-Dichloropropene	ND	5.9	0.24	ug/kg	
100-41-4	Ethylbenzene	ND	1.2	0.16	ug/kg	
591-78-6	2-Hexanone	ND	5.9	0.81	ug/kg	
108-10-1	4-Methyl-2-pentanone(MIBK)	ND	5.9	1.4	ug/kg	
75-09-2	Methylene chloride	ND	5.9	0.59	ug/kg	
100-42-5	Styrene	ND	5.9	1.1	ug/kg	
79-34-5	1,1,2,2-Tetrachloroethane	ND	5.9	0.50	ug/kg	
127-18-4	Tetrachloroethene	ND	5.9	0.27	ug/kg	
108-88-3	Toluene	ND	1.2	0.81	ug/kg	
71-55-6	1,1,1-Trichloroethane	ND	5.9	0.35	ug/kg	
79-00-5	1,1,2-Trichloroethane	ND	5.9	0.46	ug/kg	
79-01-6	Trichloroethene	ND	5.9	0.26	ug/kg	

88

ND = Not detected MDL - Method Detection Limit J = Indicates an estimated value
RL = Reporting Limit B = Indicates analyte found in associated method blank
E = Indicates value exceeds calibration range N = Indicates presumptive evidence of a compound

Report of Analysis

Client Sample ID:	EP-9		
Lab Sample ID:	N40056-10	**Date Sampled:**	05/28/03
Matrix:	SO - Soil	**Date Received:**	05/28/03
Method:	SW846 8260B	**Percent Solids:**	88.0
Project:	AK Allen, 255 East 2nd Street, Mineola, NY		

VOA TCL List

CAS No.	Compound	Result	RL	MDL	Units	Q
95-63-6	**1,2,4-Trimethylbenzene**	ND	5.9	0.32	ug/kg	
108-67-8	**1,3,5-Trimethylbenzene**	ND	5.9	0.34	ug/kg	
75-01-4	Vinyl chloride	ND	5.9	0.48	ug/kg	
1330-20-7	Xylene (total)	ND	2.4	0.53	ug/kg	

CAS No.	Surrogate Recoveries	Run# 1	Run# 2	Limits
1868-53-7	Dibromofluoromethane	98%		71-117%
17060-07-0	1,2-Dichloroethane-D4	98%		62-124%
2037-26-5	Toluene-D8	102%		78-115%
460-00-4	4-Bromofluorobenzene	103%		73-127%

CAS No.	Tentatively Identified Compounds	R.T.	Est. Conc.	Units	Q
124-38-9	Carbon dioxide	2.74	240	ug/kg	JN
	Total TIC, Volatile		240	ug/kg	J

ND = Not detected MDL - Method Detection Limit
RL = Reporting Limit
E = Indicates value exceeds calibration range
J = Indicates an estimated value
B = Indicates analyte found in associated method blank
N = Indicates presumptive evidence of a compound

Accutest Laboratories

Report of Analysis

Client Sample ID:	EP-6		
Lab Sample ID:	N40056-7	**Date Sampled:**	05/28/03
Matrix:	SO - Soil	**Date Received:**	05/28/03
Method:	SW846 8270C SW846 3550B	**Percent Solids:**	87.9
Project:	AK Allen, 255 East 2nd Street, Mineola, NY		

	File ID	DF	Analyzed	By	Prep Date	Prep Batch	Analytical Batch
Run #1 [a]	P01010.D	5	05/30/03	ENZ	05/28/03	OP13901	EP49
Run #2							

	Initial Weight	Final Volume
Run #1	30.0 g	1.0 ml
Run #2		

BN TCL List

CAS No.	Compound	Result	RL	MDL	Units	Q
83-32-9	Acenaphthene	ND	380	44	ug/kg	
208-96-8	Acenaphthylene	ND	380	46	ug/kg	
120-12-7	Anthracene	ND	380	72	ug/kg	
56-55-3	Benzo(a)anthracene	ND	380	68	ug/kg	
50-32-8	Benzo(a)pyrene	ND	380	68	ug/kg	
205-99-2	Benzo(b)fluoranthene	ND	380	110	ug/kg	
191-24-2	Benzo(g,h,i)perylene	ND	380	86	ug/kg	
207-08-9	Benzo(k)fluoranthene	ND	380	42	ug/kg	
101-55-3	4-Bromophenyl phenyl ether	ND	380	61	ug/kg	
85-68-7	Butyl benzyl phthalate	ND	380	93	ug/kg	
91-58-7	2-Chloronaphthalene	ND	380	41	ug/kg	
106-47-8	4-Chloroaniline	ND	950	110	ug/kg	
86-74-8	Carbazole	ND	380	78	ug/kg	
218-01-9	Chrysene	ND	380	81	ug/kg	
111-91-1	bis(2-Chloroethoxy)methane	ND	380	44	ug/kg	
111-44-4	bis(2-Chloroethyl)ether	ND	380	37	ug/kg	
108-60-1	bis(2-Chloroisopropyl)ether	ND	380	85	ug/kg	
7005-72-3	4-Chlorophenyl phenyl ether	ND	380	48	ug/kg	
95-50-1	1,2-Dichlorobenzene	ND	380	53	ug/kg	
541-73-1	1,3-Dichlorobenzene	ND	380	54	ug/kg	
106-46-7	1,4-Dichlorobenzene	ND	380	38	ug/kg	
121-14-2	2,4-Dinitrotoluene	ND	380	86	ug/kg	
606-20-2	2,6-Dinitrotoluene	ND	380	67	ug/kg	
91-94-1	3,3'-Dichlorobenzidine	ND	950	100	ug/kg	
53-70-3	Dibenzo(a,h)anthracene	ND	380	97	ug/kg	
132-64-9	Dibenzofuran	ND	380	47	ug/kg	
84-74-2	Di-n-butyl phthalate	ND	380	71	ug/kg	
117-84-0	Di-n-octyl phthalate	ND	380	140	ug/kg	
84-66-2	Diethyl phthalate	ND	380	200	ug/kg	
131-11-3	Dimethyl phthalate	ND	380	51	ug/kg	
117-81-7	bis(2-Ethylhexyl)phthalate	1040	380	93	ug/kg	
206-44-0	Fluoranthene	ND	380	69	ug/kg	

ND = Not detected MDL - Method Detection Limit
RL = Reporting Limit
E = Indicates value exceeds calibration range
J = Indicates an estimated value
B = Indicates analyte found in associated method blank
N = Indicates presumptive evidence of a compound

Report of Analysis

Client Sample ID:	EP-6		
Lab Sample ID:	N40056-7	**Date Sampled:**	05/28/03
Matrix:	SO - Soil	**Date Received:**	05/28/03
Method:	SW846 8270C SW846 3550B	**Percent Solids:**	87.9
Project:	AK Allen, 255 East 2nd Street, Mineola, NY		

BN TCL List

CAS No.	Compound	Result	RL	MDL	Units	Q
86-73-7	Fluorene	ND	380	39	ug/kg	
118-74-1	Hexachlorobenzene	ND	380	57	ug/kg	
87-68-3	Hexachlorobutadiene	ND	380	57	ug/kg	
77-47-4	Hexachlorocyclopentadiene	ND	3800	140	ug/kg	
67-72-1	Hexachloroethane	ND	950	60	ug/kg	
193-39-5	Indeno(1,2,3-cd)pyrene	ND	380	130	ug/kg	
78-59-1	Isophorone	ND	380	56	ug/kg	
91-57-6	2-Methylnaphthalene	ND	380	39	ug/kg	
88-74-4	2-Nitroaniline	ND	950	100	ug/kg	
99-09-2	3-Nitroaniline	ND	950	100	ug/kg	
100-01-6	4-Nitroaniline	ND	950	120	ug/kg	
91-20-3	Naphthalene	ND	380	38	ug/kg	
98-95-3	Nitrobenzene	ND	380	72	ug/kg	
621-64-7	N-Nitroso-di-n-propylamine	ND	380	76	ug/kg	
86-30-6	N-Nitrosodiphenylamine	ND	950	64	ug/kg	
85-01-8	Phenanthrene	ND	380	61	ug/kg	
129-00-0	Pyrene	ND	380	67	ug/kg	
120-82-1	1,2,4-Trichlorobenzene	ND	380	66	ug/kg	

CAS No.	Surrogate Recoveries	Run# 1	Run# 2	Limits
4165-60-0	Nitrobenzene-d5	68%		30-122%
321-60-8	2-Fluorobiphenyl	72%		39-112%
1718-51-0	Terphenyl-d14	68%		24-138%

CAS No.	Tentatively Identified Compounds	R.T.	Est. Conc.	Units	Q
	system artifact/aldol-condensation	4.23	50000	ug/kg	J
	alkane	8.54	7500	ug/kg	J
	alkane	9.55	5500	ug/kg	J
	unknown	10.25	2800	ug/kg	J
	alkane	10.42	4000	ug/kg	J
	unknown	10.64	3700	ug/kg	J
	unknown	11.50	2600	ug/kg	J
	alkane	12.98	3200	ug/kg	J
	unknown	21.63	2700	ug/kg	J
	alkane	22.04	6100	ug/kg	J
	alkane	22.53	4000	ug/kg	J
	alkane	22.74	4100	ug/kg	J
	alkane	23.25	4400	ug/kg	J

ND = Not detected MDL - Method Detection Limit J = Indicates an estimated value
RL = Reporting Limit B = Indicates analyte found in associated method blank
E = Indicates value exceeds calibration range N = Indicates presumptive evidence of a compound

Report of Analysis

Client Sample ID:	EP-6		
Lab Sample ID:	N40056-7	**Date Sampled:**	05/28/03
Matrix:	SO - Soil	**Date Received:**	05/28/03
Method:	SW846 8270C SW846 3550B	**Percent Solids:**	87.9
Project:	AK Allen, 255 East 2nd Street, Mineola, NY		

BN TCL List

CAS No.	Tentatively Identified Compounds	R.T.	Est. Conc.	Units	Q
	alkane	23.62	3100	ug/kg	J
	unknown	24.50	9600	ug/kg	J
	unknown	25.03	5400	ug/kg	J
	Total TIC, Semi-Volatile		68700	ug/kg	J

(a) Dilution required due to matrix interference.

ND = Not detected MDL - Method Detection Limit
RL = Reporting Limit
E = Indicates value exceeds calibration range

J = Indicates an estimated value
B = Indicates analyte found in associated method blank
N = Indicates presumptive evidence of a compound

Accutest Laboratories

Report of Analysis

Client Sample ID:	EP-7		
Lab Sample ID:	N40056-8	**Date Sampled:**	05/28/03
Matrix:	SO - Soil	**Date Received:**	05/28/03
Method:	SW846 8270C SW846 3550B	**Percent Solids:**	87.4
Project:	AK Allen, 255 East 2nd Street, Mineola, NY		

	File ID	DF	Analyzed	By	Prep Date	Prep Batch	Analytical Batch
Run #1 [a]	Z01065.D	5	05/30/03	YW	05/28/03	OP13901	EZ43
Run #2							

	Initial Weight	Final Volume
Run #1	30.0 g	1.0 ml
Run #2		

BN TCL List

CAS No.	Compound	Result	RL	MDL	Units	Q
83-32-9	Acenaphthene	ND	380	44	ug/kg	
208-96-8	Acenaphthylene	ND	380	46	ug/kg	
120-12-7	Anthracene	ND	380	73	ug/kg	
56-55-3	Benzo(a)anthracene	ND	380	68	ug/kg	
50-32-8	Benzo(a)pyrene	ND	380	68	ug/kg	
205-99-2	Benzo(b)fluoranthene	ND	380	110	ug/kg	
191-24-2	Benzo(g,h,i)perylene	ND	380	87	ug/kg	
207-08-9	Benzo(k)fluoranthene	ND	380	42	ug/kg	
101-55-3	4-Bromophenyl phenyl ether	ND	380	61	ug/kg	
85-68-7	Butyl benzyl phthalate	ND	380	93	ug/kg	
91-58-7	2-Chloronaphthalene	ND	380	41	ug/kg	
106-47-8	4-Chloroaniline	ND	950	110	ug/kg	
86-74-8	Carbazole	ND	380	78	ug/kg	
218-01-9	Chrysene	ND	380	81	ug/kg	
111-91-1	bis(2-Chloroethoxy)methane	ND	380	44	ug/kg	
111-44-4	bis(2-Chloroethyl)ether	ND	380	37	ug/kg	
108-60-1	bis(2-Chloroisopropyl)ether	ND	380	85	ug/kg	
7005-72-3	4-Chlorophenyl phenyl ether	ND	380	48	ug/kg	
95-50-1	1,2-Dichlorobenzene	ND	380	54	ug/kg	
541-73-1	1,3-Dichlorobenzene	ND	380	54	ug/kg	
106-46-7	1,4-Dichlorobenzene	ND	380	38	ug/kg	
121-14-2	2,4-Dinitrotoluene	ND	380	86	ug/kg	
606-20-2	2,6-Dinitrotoluene	ND	380	67	ug/kg	
91-94-1	3,3'-Dichlorobenzidine	ND	950	100	ug/kg	
53-70-3	Dibenzo(a,h)anthracene	ND	380	97	ug/kg	
132-64-9	Dibenzofuran	ND	380	47	ug/kg	
84-74-2	Di-n-butyl phthalate	ND	380	72	ug/kg	
117-84-0	Di-n-octyl phthalate	ND	380	140	ug/kg	
84-66-2	Diethyl phthalate	ND	380	210	ug/kg	
131-11-3	Dimethyl phthalate	ND	380	52	ug/kg	
117-81-7	bis(2-Ethylhexyl)phthalate	1810	380	93	ug/kg	
206-44-0	Fluoranthene	ND	380	69	ug/kg	

ND = Not detected MDL - Method Detection Limit
RL = Reporting Limit
E = Indicates value exceeds calibration range
J = Indicates an estimated value
B = Indicates analyte found in associated method blank
N = Indicates presumptive evidence of a compound

Report of Analysis

Client Sample ID:	EP-7		
Lab Sample ID:	N40056-8	**Date Sampled:**	05/28/03
Matrix:	SO - Soil	**Date Received:**	05/28/03
Method:	SW846 8270C SW846 3550B	**Percent Solids:**	87.4
Project:	AK Allen, 255 East 2nd Street, Mineola, NY		

BN TCL List

CAS No.	Compound	Result	RL	MDL	Units	Q
86-73-7	Fluorene	ND	380	39	ug/kg	
118-74-1	Hexachlorobenzene	ND	380	58	ug/kg	
87-68-3	Hexachlorobutadiene	ND	380	57	ug/kg	
77-47-4	Hexachlorocyclopentadiene	ND	3800	140	ug/kg	
67-72-1	Hexachloroethane	ND	950	60	ug/kg	
193-39-5	Indeno(1,2,3-cd)pyrene	ND	380	130	ug/kg	
78-59-1	Isophorone	ND	380	56	ug/kg	
91-57-6	2-Methylnaphthalene	ND	380	39	ug/kg	
88-74-4	2-Nitroaniline	ND	950	100	ug/kg	
99-09-2	3-Nitroaniline	ND	950	100	ug/kg	
100-01-6	4-Nitroaniline	ND	950	120	ug/kg	
91-20-3	Naphthalene	ND	380	39	ug/kg	
98-95-3	Nitrobenzene	ND	380	72	ug/kg	
621-64-7	N-Nitroso-di-n-propylamine	ND	380	77	ug/kg	
86-30-6	N-Nitrosodiphenylamine	ND	950	64	ug/kg	
85-01-8	Phenanthrene	ND	380	62	ug/kg	
129-00-0	Pyrene	ND	380	67	ug/kg	
120-82-1	1,2,4-Trichlorobenzene	ND	380	66	ug/kg	

CAS No.	Surrogate Recoveries	Run# 1	Run# 2	Limits
4165-60-0	Nitrobenzene-d5	82%		30-122%
321-60-8	2-Fluorobiphenyl	70%		39-112%
1718-51-0	Terphenyl-d14	70%		24-138%

CAS No.	Tentatively Identified Compounds	R.T.	Est. Conc.	Units	Q
91-17-8	Naphthalene decahydro	7.50	4100	ug/kg	JN
	Cyclohexane alkyl	7.67	3600	ug/kg	J
	alkane	9.46	6000	ug/kg	J
	unknown	10.25	3500	ug/kg	J
	unknown	10.45	3700	ug/kg	J
	alkane	10.56	5500	ug/kg	J
	unknown	11.37	4700	ug/kg	J
	alkane	11.48	6700	ug/kg	J
	unknown	11.78	3700	ug/kg	J
	alkane	14.13	8400	ug/kg	J
	alkane	15.24	5200	ug/kg	J
	alkane	19.34	7600	ug/kg	J
	unknown	25.93	7600	ug/kg	J

ND = Not detected MDL - Method Detection Limit
RL = Reporting Limit
E = Indicates value exceeds calibration range
J = Indicates an estimated value
B = Indicates analyte found in associated method blank
N = Indicates presumptive evidence of a compound

Report of Analysis

Client Sample ID:	EP-7		
Lab Sample ID:	N40056-8	**Date Sampled:**	05/28/03
Matrix:	SO - Soil	**Date Received:**	05/28/03
Method:	SW846 8270C SW846 3550B	**Percent Solids:**	87.4
Project:	AK Allen, 255 East 2nd Street, Mineola, NY		

BN TCL List

CAS No.	Tentatively Identified Compounds	R.T.	Est. Conc.	Units	Q
	unknown	26.55	5400	ug/kg	J
	unknown	27.46	11000	ug/kg	J
	Total TIC, Semi-Volatile		86700	ug/kg	J

(a) Dilution required due to matrix interference.

ND = Not detected MDL - Method Detection Limit
RL = Reporting Limit
E = Indicates value exceeds calibration range

J = Indicates an estimated value
B = Indicates analyte found in associated method blank
N = Indicates presumptive evidence of a compound

Report of Analysis

Client Sample ID:	EP-9		
Lab Sample ID:	N40056-10	**Date Sampled:**	05/28/03
Matrix:	SO - Soil	**Date Received:**	05/28/03
Method:	SW846 8270C SW846 3550B	**Percent Solids:**	88.0
Project:	AK Allen, 255 East 2nd Street, Mineola, NY		

	File ID	DF	Analyzed	By	Prep Date	Prep Batch	Analytical Batch
Run #1 [a]	Z01067.D	5	05/30/03	YW	05/28/03	OP13901	EZ43
Run #2							

	Initial Weight	Final Volume
Run #1	30.0 g	1.0 ml
Run #2		

BN TCL List

CAS No.	Compound	Result	RL	MDL	Units	Q
83-32-9	Acenaphthene	ND	380	44	ug/kg	
208-96-8	Acenaphthylene	175	380	46	ug/kg	J
120-12-7	Anthracene	295	380	72	ug/kg	J
56-55-3	Benzo(a)anthracene	657	380	68	ug/kg	
50-32-8	Benzo(a)pyrene	694	380	68	ug/kg	
205-99-2	Benzo(b)fluoranthene	1350	380	100	ug/kg	
191-24-2	Benzo(g,h,i)perylene	707	380	86	ug/kg	
207-08-9	Benzo(k)fluoranthene	341	380	42	ug/kg	J
101-55-3	4-Bromophenyl phenyl ether	ND	380	61	ug/kg	
85-68-7	Butyl benzyl phthalate	ND	380	92	ug/kg	
91-58-7	2-Chloronaphthalene	ND	380	41	ug/kg	
106-47-8	4-Chloroaniline	ND	950	110	ug/kg	
86-74-8	Carbazole	ND	380	78	ug/kg	
218-01-9	Chrysene	989	380	81	ug/kg	
111-91-1	bis(2-Chloroethoxy)methane	ND	380	44	ug/kg	
111-44-4	bis(2-Chloroethyl)ether	ND	380	37	ug/kg	
108-60-1	bis(2-Chloroisopropyl)ether	ND	380	85	ug/kg	
7005-72-3	4-Chlorophenyl phenyl ether	ND	380	48	ug/kg	
95-50-1	1,2-Dichlorobenzene	ND	380	53	ug/kg	
541-73-1	1,3-Dichlorobenzene	ND	380	54	ug/kg	
106-46-7	1,4-Dichlorobenzene	ND	380	38	ug/kg	
121-14-2	2,4-Dinitrotoluene	ND	380	85	ug/kg	
606-20-2	2,6-Dinitrotoluene	ND	380	66	ug/kg	
91-94-1	3,3'-Dichlorobenzidine	ND	950	100	ug/kg	
53-70-3	Dibenzo(a,h)anthracene	ND	380	97	ug/kg	
132-64-9	Dibenzofuran	ND	380	47	ug/kg	
84-74-2	Di-n-butyl phthalate	ND	380	71	ug/kg	
117-84-0	Di-n-octyl phthalate	ND	380	140	ug/kg	
84-66-2	Diethyl phthalate	ND	380	200	ug/kg	
131-11-3	Dimethyl phthalate	ND	380	51	ug/kg	
117-81-7	bis(2-Ethylhexyl)phthalate	ND	380	93	ug/kg	
206-44-0	Fluoranthene	1150	380	69	ug/kg	

ND = Not detected MDL - Method Detection Limit
RL = Reporting Limit
E = Indicates value exceeds calibration range

J = Indicates an estimated value
B = Indicates analyte found in associated method blank
N = Indicates presumptive evidence of a compound

Report of Analysis

Client Sample ID:	EP-9		
Lab Sample ID:	N40056-10	**Date Sampled:**	05/28/03
Matrix:	SO - Soil	**Date Received:**	05/28/03
Method:	SW846 8270C SW846 3550B	**Percent Solids:**	88.0
Project:	AK Allen, 255 East 2nd Street, Mineola, NY		

BN TCL List

CAS No.	Compound	Result	RL	MDL	Units	Q
86-73-7	Fluorene	ND	380	39	ug/kg	
118-74-1	Hexachlorobenzene	ND	380	57	ug/kg	
87-68-3	Hexachlorobutadiene	ND	380	57	ug/kg	
77-47-4	Hexachlorocyclopentadiene	ND	3800	130	ug/kg	
67-72-1	Hexachloroethane	ND	950	59	ug/kg	
193-39-5	Indeno(1,2,3-cd)pyrene	674	380	130	ug/kg	
78-59-1	Isophorone	ND	380	55	ug/kg	
91-57-6	2-Methylnaphthalene	64.9	380	39	ug/kg	J
88-74-4	2-Nitroaniline	ND	950	100	ug/kg	
99-09-2	3-Nitroaniline	ND	950	100	ug/kg	
100-01-6	4-Nitroaniline	ND	950	120	ug/kg	
91-20-3	Naphthalene	ND	380	38	ug/kg	
98-95-3	Nitrobenzene	ND	380	72	ug/kg	
621-64-7	N-Nitroso-di-n-propylamine	ND	380	76	ug/kg	
86-30-6	N-Nitrosodiphenylamine	ND	950	64	ug/kg	
85-01-8	Phenanthrene	487	380	61	ug/kg	
129-00-0	Pyrene	1260	380	67	ug/kg	
120-82-1	1,2,4-Trichlorobenzene	ND	380	66	ug/kg	

CAS No.	Surrogate Recoveries	Run# 1	Run# 2	Limits
4165-60-0	Nitrobenzene-d5	77%		30-122%
321-60-8	2-Fluorobiphenyl	75%		39-112%
1718-51-0	Terphenyl-d14	74%		24-138%

CAS No.	Tentatively Identified Compounds	R.T.	Est. Conc.	Units	Q
	system artifact/aldol-condensation	3.92	2000	ug/kg	J
	system artifact/aldol-condensation	4.87	70000	ug/kg	J
	alkane	22.92	820	ug/kg	J
	alkane	23.63	990	ug/kg	J
	alkane	24.31	900	ug/kg	J
	Benzopyrene	24.50	1400	ug/kg	J
	Total TIC, Semi-Volatile		4110	ug/kg	J

(a) Dilution required due to matrix interference.

ND = Not detected MDL - Method Detection Limit J = Indicates an estimated value
RL = Reporting Limit B = Indicates analyte found in associated method blank
E = Indicates value exceeds calibration range N = Indicates presumptive evidence of a compound

Accutest Laboratories

Report of Analysis

Client Sample ID:	EP-6		
Lab Sample ID:	N40056-7	**Date Sampled:**	05/28/03
Matrix:	SO - Soil	**Date Received:**	05/28/03
		Percent Solids:	87.9
Project:	AK Allen, 255 East 2nd Street, Mineola, NY		

Metals Analysis

Analyte	Result	RL	Units	DF	Prep	Analyzed	By	Method	Prep Method
Arsenic	4.6	1.1	mg/kg	1	05/29/03	05/29/03	ND	SW846 6010B	SW846 3050B
Barium	33.2	23	mg/kg	1	05/29/03	05/29/03	ND	SW846 6010B	SW846 3050B
Cadmium	<0.57	0.57	mg/kg	1	05/29/03	05/29/03	ND	SW846 6010B	SW846 3050B
Chromium	114	1.1	mg/kg	1	05/29/03	05/29/03	ND	SW846 6010B	SW846 3050B
Lead	25.6	1.1	mg/kg	1	05/29/03	05/29/03	ND	SW846 6010B	SW846 3050B
Mercury	0.062	0.033	mg/kg	1	05/30/03	05/30/03	ST	SW846 7471A	SW846 7471A
Selenium	<1.1	1.1	mg/kg	1	05/29/03	05/29/03	ND	SW846 6010B	SW846 3050B
Silver	<1.1	1.1	mg/kg	1	05/29/03	05/29/03	ND	SW846 6010B	SW846 3050B

RL = Reporting Limit

Accutest Laboratories

Report of Analysis

Client Sample ID:	EP-7		
Lab Sample ID:	N40056-8	**Date Sampled:**	05/28/03
Matrix:	SO - Soil	**Date Received:**	05/28/03
		Percent Solids:	87.4
Project:	AK Allen, 255 East 2nd Street, Mineola, NY		

Metals Analysis

Analyte	Result	RL	Units	DF	Prep	Analyzed	By	Method	Prep Method
Arsenic	24.4	1.2	mg/kg	1	05/29/03	05/29/03	ND	SW846 6010B	SW846 3050B
Barium	70.6	23	mg/kg	1	05/29/03	05/29/03	ND	SW846 6010B	SW846 3050B
Cadmium	0.91	0.58	mg/kg	1	05/29/03	05/29/03	ND	SW846 6010B	SW846 3050B
Chromium	133	1.2	mg/kg	1	05/29/03	05/29/03	ND	SW846 6010B	SW846 3050B
Lead	56.8	1.2	mg/kg	1	05/29/03	05/29/03	ND	SW846 6010B	SW846 3050B
Mercury	<0.035	0.035	mg/kg	1	05/30/03	05/30/03	ST	SW846 7471A	SW846 7471A
Selenium	1.7	1.2	mg/kg	1	05/29/03	05/29/03	ND	SW846 6010B	SW846 3050B
Silver	<1.2	1.2	mg/kg	1	05/29/03	05/29/03	ND	SW846 6010B	SW846 3050B

RL = Reporting Limit

Accutest Laboratories

Report of Analysis

Client Sample ID:	EP-9		
Lab Sample ID:	N40056-10	**Date Sampled:**	05/28/03
Matrix:	SO - Soil	**Date Received:**	05/28/03
		Percent Solids:	88.0
Project:	AK Allen, 255 East 2nd Street, Mineola, NY		

Metals Analysis

Analyte	Result	RL	Units	DF	Prep	Analyzed	By	Method	Prep Method
Arsenic	8.3	1.1	mg/kg	1	05/29/03	05/29/03	ND	SW846 6010B	SW846 3050B
Barium	24.8	22	mg/kg	1	05/29/03	05/29/03	ND	SW846 6010B	SW846 3050B
Cadmium	<0.56	0.56	mg/kg	1	05/29/03	05/29/03	ND	SW846 6010B	SW846 3050B
Chromium	36.3	1.1	mg/kg	1	05/29/03	05/29/03	ND	SW846 6010B	SW846 3050B
Lead	35.5	1.1	mg/kg	1	05/29/03	05/29/03	ND	SW846 6010B	SW846 3050B
Mercury	0.084	0.036	mg/kg	1	05/30/03	05/30/03	ST	SW846 7471A	SW846 7471A
Selenium	<1.1	1.1	mg/kg	1	05/29/03	05/29/03	ND	SW846 6010B	SW846 3050B
Silver	<1.1	1.1	mg/kg	1	05/29/03	05/29/03	ND	SW846 6010B	SW846 3050B

RL = Reporting Limit

Accutest Laboratories

Report of Analysis

Client Sample ID:	EP-1		
Lab Sample ID:	N40056-1	**Date Sampled:**	05/27/03
Matrix:	SO - Soil	**Date Received:**	05/28/03
Method:	SW846 8082 SW846 3550B	**Percent Solids:**	92.3
Project:	AK Allen, 255 East 2nd Street, Mineola, NY		

	File ID	DF	Analyzed	By	Prep Date	Prep Batch	Analytical Batch
Run #1	OA3963.D	1	05/30/03	SY	05/28/03	OP13902	GOA122
Run #2	OA3991.D	10	05/31/03	SY	05/28/03	OP13902	GOA123

	Initial Weight	Final Volume
Run #1	30.0 g	10.0 ml
Run #2	30.0 g	10.0 ml

PCB List

CAS No.	Compound	Result	RL	MDL	Units	Q
12674-11-2	Aroclor 1016	ND	18	12	ug/kg	
11104-28-2	Aroclor 1221	ND	18	7.2	ug/kg	
11141-16-5	Aroclor 1232	ND	18	4.2	ug/kg	
53469-21-9	Aroclor 1242	ND	18	12	ug/kg	
12672-29-6	Aroclor 1248	ND	18	11	ug/kg	
11097-69-1	Aroclor 1254	5180 [a]	180	160	ug/kg	
11096-82-5	Aroclor 1260	ND	18	16	ug/kg	

CAS No.	Surrogate Recoveries	Run# 1	Run# 2	Limits
877-09-8	Tetrachloro-m-xylene	75%	87%	12-142%
877-09-8	Tetrachloro-m-xylene	73%	90%	12-142%
2051-24-3	Decachlorobiphenyl	67%	74%	14-160%
2051-24-3	Decachlorobiphenyl	61%	90%	14-160%

(a) Result is from Run# 2

ND = Not detected MDL - Method Detection Limit
RL = Reporting Limit
E = Indicates value exceeds calibration range
J = Indicates an estimated value
B = Indicates analyte found in associated method blank
N = Indicates presumptive evidence of a compound

Accutest Laboratories

Report of Analysis

Client Sample ID:	EP-2		
Lab Sample ID:	N40056-2	**Date Sampled:**	05/28/03
Matrix:	SO - Soil	**Date Received:**	05/28/03
Method:	SW846 8082 SW846 3550B	**Percent Solids:**	75.6
Project:	AK Allen, 255 East 2nd Street, Mineola, NY		

	File ID	DF	Analyzed	By	Prep Date	Prep Batch	Analytical Batch
Run #1	OA3990.D	100	05/31/03	SY	05/28/03	OP13902	GOA123
Run #2							

	Initial Weight	Final Volume
Run #1	30.0 g	10.0 ml
Run #2		

PCB List

CAS No.	Compound	Result	RL	MDL	Units	Q
12674-11-2	Aroclor 1016	ND	2200	1500	ug/kg	
11104-28-2	Aroclor 1221	ND	2200	880	ug/kg	
11141-16-5	Aroclor 1232	ND	2200	510	ug/kg	
53469-21-9	Aroclor 1242	ND	2200	1400	ug/kg	
12672-29-6	Aroclor 1248	ND	2200	1400	ug/kg	
11097-69-1	Aroclor 1254	55500	2200	1900	ug/kg	
11096-82-5	Aroclor 1260	ND	2200	1900	ug/kg	

CAS No.	Surrogate Recoveries	Run# 1	Run# 2	Limits
877-09-8	Tetrachloro-m-xylene	0% [a]		12-142%
877-09-8	Tetrachloro-m-xylene	0% [a]		12-142%
2051-24-3	Decachlorobiphenyl	72%		14-160%
2051-24-3	Decachlorobiphenyl	113%		14-160%

(a) Outside control limits due to dilution.

ND = Not detected MDL - Method Detection Limit
RL = Reporting Limit
E = Indicates value exceeds calibration range

J = Indicates an estimated value
B = Indicates analyte found in associated method blank
N = Indicates presumptive evidence of a compound

Accutest Laboratories

Report of Analysis

Client Sample ID:	EP-3		
Lab Sample ID:	N40056-3	**Date Sampled:**	05/28/03
Matrix:	SO - Soil	**Date Received:**	05/28/03
Method:	SW846 8082 SW846 3550B	**Percent Solids:**	87.9
Project:	AK Allen, 255 East 2nd Street, Mineola, NY		

	File ID	DF	Analyzed	By	Prep Date	Prep Batch	Analytical Batch
Run #1	OA3987.D	50	05/30/03	SY	05/28/03	OP13902	GOA123
Run #2							

	Initial Weight	Final Volume
Run #1	30.0 g	10.0 ml
Run #2		

PCB List

CAS No.	Compound	Result	RL	MDL	Units	Q
12674-11-2	Aroclor 1016	ND	950	640	ug/kg	
11104-28-2	Aroclor 1221	ND	950	380	ug/kg	
11141-16-5	Aroclor 1232	ND	950	220	ug/kg	
53469-21-9	Aroclor 1242	ND	950	610	ug/kg	
12672-29-6	Aroclor 1248	ND	950	600	ug/kg	
11097-69-1	Aroclor 1254	30500	950	830	ug/kg	
11096-82-5	Aroclor 1260	ND	950	830	ug/kg	

CAS No.	Surrogate Recoveries	Run# 1	Run# 2	Limits
877-09-8	Tetrachloro-m-xylene	0% [a]		12-142%
877-09-8	Tetrachloro-m-xylene	0% [a]		12-142%
2051-24-3	Decachlorobiphenyl	67%		14-160%
2051-24-3	Decachlorobiphenyl	99%		14-160%

(a) Outside control limits due to dilution.

ND = Not detected MDL - Method Detection Limit J = Indicates an estimated value
RL = Reporting Limit B = Indicates analyte found in associated method blank
E = Indicates value exceeds calibration range N = Indicates presumptive evidence of a compound

Accutest Laboratories

Report of Analysis

Client Sample ID:	EP-3D		
Lab Sample ID:	N40056-4	**Date Sampled:**	05/28/03
Matrix:	SO - Soil	**Date Received:**	05/28/03
Method:	SW846 8082 SW846 3550B	**Percent Solids:**	86.7
Project:	AK Allen, 255 East 2nd Street, Mineola, NY		

	File ID	DF	Analyzed	By	Prep Date	Prep Batch	Analytical Batch
Run #1	OA3986.D	50	05/30/03	SY	05/28/03	OP13902	GOA123
Run #2							

	Initial Weight	Final Volume
Run #1	30.0 g	10.0 ml
Run #2		

PCB List

CAS No.	Compound	Result	RL	MDL	Units	Q
12674-11-2	Aroclor 1016	ND	960	650	ug/kg	
11104-28-2	Aroclor 1221	ND	960	380	ug/kg	
11141-16-5	Aroclor 1232	ND	960	220	ug/kg	
53469-21-9	Aroclor 1242	ND	960	620	ug/kg	
12672-29-6	Aroclor 1248	ND	960	610	ug/kg	
11097-69-1	Aroclor 1254	26200	960	840	ug/kg	
11096-82-5	Aroclor 1260	ND	960	840	ug/kg	

CAS No.	Surrogate Recoveries	Run# 1	Run# 2	Limits
877-09-8	Tetrachloro-m-xylene	0% [a]		12-142%
877-09-8	Tetrachloro-m-xylene	0% [a]		12-142%
2051-24-3	Decachlorobiphenyl	92%		14-160%
2051-24-3	Decachlorobiphenyl	97%		14-160%

(a) Outside control limits due to dilution.

ND = Not detected MDL - Method Detection Limit
RL = Reporting Limit
E = Indicates value exceeds calibration range
J = Indicates an estimated value
B = Indicates analyte found in associated method blank
N = Indicates presumptive evidence of a compound

Report of Analysis

Client Sample ID:	EP-4		
Lab Sample ID:	N40056-5	**Date Sampled:**	05/28/03
Matrix:	SO - Soil	**Date Received:**	05/28/03
Method:	SW846 8082 SW846 3550B	**Percent Solids:**	81.7
Project:	AK Allen, 255 East 2nd Street, Mineola, NY		

	File ID	DF	Analyzed	By	Prep Date	Prep Batch	Analytical Batch
Run #1	OA3985.D	50	05/30/03	SY	05/28/03	OP13902	GOA123
Run #2							

	Initial Weight	Final Volume
Run #1	30.0 g	10.0 ml
Run #2		

PCB List

CAS No.	Compound	Result	RL	MDL	Units	Q
12674-11-2	Aroclor 1016	ND	1000	690	ug/kg	
11104-28-2	Aroclor 1221	ND	1000	410	ug/kg	
11141-16-5	Aroclor 1232	ND	1000	230	ug/kg	
53469-21-9	Aroclor 1242	ND	1000	650	ug/kg	
12672-29-6	Aroclor 1248	ND	1000	650	ug/kg	
11097-69-1	Aroclor 1254	44100	1000	890	ug/kg	
11096-82-5	Aroclor 1260	ND	1000	890	ug/kg	

CAS No.	Surrogate Recoveries	Run# 1	Run# 2	Limits
877-09-8	Tetrachloro-m-xylene	0% [a]		12-142%
877-09-8	Tetrachloro-m-xylene	0% [a]		12-142%
2051-24-3	Decachlorobiphenyl	86%		14-160%
2051-24-3	Decachlorobiphenyl	83%		14-160%

(a) Outside control limits due to dilution.

ND = Not detected MDL - Method Detection Limit J = Indicates an estimated value
RL = Reporting Limit B = Indicates analyte found in associated method blank
E = Indicates value exceeds calibration range N = Indicates presumptive evidence of a compound

Accutest Laboratories

Report of Analysis

Client Sample ID:	EP-5		
Lab Sample ID:	N40056-6	**Date Sampled:**	05/28/03
Matrix:	SO - Soil	**Date Received:**	05/28/03
Method:	SW846 8082 SW846 3550B	**Percent Solids:**	93.0
Project:	AK Allen, 255 East 2nd Street, Mineola, NY		

	File ID	DF	Analyzed	By	Prep Date	Prep Batch	Analytical Batch
Run #1	OA3984.D	2	05/30/03	SY	05/28/03	OP13902	GOA123
Run #2							

	Initial Weight	Final Volume
Run #1	30.0 g	10.0 ml
Run #2		

PCB List

CAS No.	Compound	Result	RL	MDL	Units	Q
12674-11-2	Aroclor 1016	ND	36	24	ug/kg	
11104-28-2	Aroclor 1221	ND	36	14	ug/kg	
11141-16-5	Aroclor 1232	ND	36	8.2	ug/kg	
53469-21-9	Aroclor 1242	ND	36	23	ug/kg	
12672-29-6	Aroclor 1248	ND	36	23	ug/kg	
11097-69-1	Aroclor 1254	842	36	31	ug/kg	
11096-82-5	Aroclor 1260	ND	36	31	ug/kg	

CAS No.	Surrogate Recoveries	Run# 1	Run# 2	Limits
877-09-8	Tetrachloro-m-xylene	86%		12-142%
877-09-8	Tetrachloro-m-xylene	84%		12-142%
2051-24-3	Decachlorobiphenyl	79%		14-160%
2051-24-3	Decachlorobiphenyl	85%		14-160%

ND = Not detected MDL - Method Detection Limit J = Indicates an estimated value
RL = Reporting Limit B = Indicates analyte found in associated method blank
E = Indicates value exceeds calibration range N = Indicates presumptive evidence of a compound

Accutest Laboratories

Report of Analysis

Client Sample ID:	EP-6		
Lab Sample ID:	N40056-7	**Date Sampled:**	05/28/03
Matrix:	SO - Soil	**Date Received:**	05/28/03
Method:	SW846 8082 SW846 3550B	**Percent Solids:**	87.9
Project:	AK Allen, 255 East 2nd Street, Mineola, NY		

	File ID	DF	Analyzed	By	Prep Date	Prep Batch	Analytical Batch
Run #1	OA3962.D	1	05/30/03	SY	05/28/03	OP13902	GOA122
Run #2	OA3983.D	50	05/30/03	SY	05/28/03	OP13902	GOA123

	Initial Weight	Final Volume
Run #1	30.0 g	10.0 ml
Run #2	30.0 g	10.0 ml

PCB List

CAS No.	Compound	Result	RL	MDL	Units	Q
12674-11-2	Aroclor 1016	ND	19	13	ug/kg	
11104-28-2	Aroclor 1221	ND	19	7.5	ug/kg	
11141-16-5	Aroclor 1232	ND	19	4.4	ug/kg	
53469-21-9	Aroclor 1242	ND	19	12	ug/kg	
12672-29-6	Aroclor 1248	ND	19	12	ug/kg	
11097-69-1	Aroclor 1254	24700 [a]	950	830	ug/kg	
11096-82-5	Aroclor 1260	ND	19	17	ug/kg	

CAS No.	Surrogate Recoveries	Run# 1	Run# 2	Limits
877-09-8	Tetrachloro-m-xylene	91%	66%	12-142%
877-09-8	Tetrachloro-m-xylene	82%	71%	12-142%
2051-24-3	Decachlorobiphenyl	37%	78%	14-160%
2051-24-3	Decachlorobiphenyl	41%	96%	14-160%

(a) Result is from Run# 2

ND = Not detected MDL - Method Detection Limit
RL = Reporting Limit
E = Indicates value exceeds calibration range
J = Indicates an estimated value
B = Indicates analyte found in associated method blank
N = Indicates presumptive evidence of a compound

Accutest Laboratories

Report of Analysis

Client Sample ID:	EP-7		
Lab Sample ID:	N40056-8	**Date Sampled:**	05/28/03
Matrix:	SO - Soil	**Date Received:**	05/28/03
Method:	SW846 8082 SW846 3550B	**Percent Solids:**	87.4
Project:	AK Allen, 255 East 2nd Street, Mineola, NY		

	File ID	DF	Analyzed	By	Prep Date	Prep Batch	Analytical Batch
Run #1	OA3982.D	20	05/30/03	SY	05/28/03	OP13902	GOA123
Run #2							

	Initial Weight	Final Volume
Run #1	30.0 g	10.0 ml
Run #2		

PCB List

CAS No.	Compound	Result	RL	MDL	Units	Q
12674-11-2	Aroclor 1016	ND	380	260	ug/kg	
11104-28-2	Aroclor 1221	ND	380	150	ug/kg	
11141-16-5	Aroclor 1232	ND	380	88	ug/kg	
53469-21-9	Aroclor 1242	ND	380	240	ug/kg	
12672-29-6	Aroclor 1248	ND	380	240	ug/kg	
11097-69-1	Aroclor 1254	19800	380	330	ug/kg	
11096-82-5	Aroclor 1260	ND	380	330	ug/kg	

CAS No.	Surrogate Recoveries	Run# 1	Run# 2	Limits
877-09-8	Tetrachloro-m-xylene	67%		12-142%
877-09-8	Tetrachloro-m-xylene	119%		12-142%
2051-24-3	Decachlorobiphenyl	58%		14-160%
2051-24-3	Decachlorobiphenyl	89%		14-160%

ND = Not detected MDL - Method Detection Limit J = Indicates an estimated value
RL = Reporting Limit B = Indicates analyte found in associated method blank
E = Indicates value exceeds calibration range N = Indicates presumptive evidence of a compound

Accutest Laboratories

Report of Analysis

Client Sample ID:	EP-8		
Lab Sample ID:	N40056-9	**Date Sampled:**	05/28/03
Matrix:	SO - Soil	**Date Received:**	05/28/03
Method:	SW846 8082 SW846 3550B	**Percent Solids:**	88.0
Project:	AK Allen, 255 East 2nd Street, Mineola, NY		

	File ID	DF	Analyzed	By	Prep Date	Prep Batch	Analytical Batch
Run #1	OA3981.D	1	05/30/03	SY	05/28/03	OP13902	GOA123
Run #2							

	Initial Weight	Final Volume
Run #1	30.0 g	10.0 ml
Run #2		

PCB List

CAS No.	Compound	Result	RL	MDL	Units	Q
12674-11-2	Aroclor 1016	ND	19	13	ug/kg	
11104-28-2	Aroclor 1221	ND	19	7.5	ug/kg	
11141-16-5	Aroclor 1232	ND	19	4.4	ug/kg	
53469-21-9	Aroclor 1242	ND	19	12	ug/kg	
12672-29-6	Aroclor 1248	ND	19	12	ug/kg	
11097-69-1	Aroclor 1254	324	19	17	ug/kg	
11096-82-5	Aroclor 1260	ND	19	17	ug/kg	

CAS No.	Surrogate Recoveries	Run# 1	Run# 2	Limits
877-09-8	Tetrachloro-m-xylene	89%		12-142%
877-09-8	Tetrachloro-m-xylene	90%		12-142%
2051-24-3	Decachlorobiphenyl	79%		14-160%
2051-24-3	Decachlorobiphenyl	87%		14-160%

ND = Not detected MDL - Method Detection Limit J = Indicates an estimated value
RL = Reporting Limit B = Indicates analyte found in associated method blank
E = Indicates value exceeds calibration range N = Indicates presumptive evidence of a compound

Accutest Laboratories

Report of Analysis

Client Sample ID:	EP-9		
Lab Sample ID:	N40056-10	**Date Sampled:**	05/28/03
Matrix:	SO - Soil	**Date Received:**	05/28/03
Method:	SW846 8082 SW846 3550B	**Percent Solids:**	88.0
Project:	AK Allen, 255 East 2nd Street, Mineola, NY		

	File ID	DF	Analyzed	By	Prep Date	Prep Batch	Analytical Batch
Run #1	OA3980.D	20	05/30/03	SY	05/28/03	OP13902	GOA123
Run #2							

	Initial Weight	Final Volume
Run #1	30.0 g	10.0 ml
Run #2		

PCB List

CAS No.	Compound	Result	RL	MDL	Units	Q
12674-11-2	Aroclor 1016	ND	380	260	ug/kg	
11104-28-2	Aroclor 1221	ND	380	150	ug/kg	
11141-16-5	Aroclor 1232	ND	380	87	ug/kg	
53469-21-9	Aroclor 1242	ND	380	240	ug/kg	
12672-29-6	Aroclor 1248	ND	380	240	ug/kg	
11097-69-1	Aroclor 1254	3680	380	330	ug/kg	
11096-82-5	Aroclor 1260	ND	380	330	ug/kg	

CAS No.	Surrogate Recoveries	Run# 1	Run# 2	Limits
877-09-8	Tetrachloro-m-xylene	100%		12-142%
877-09-8	Tetrachloro-m-xylene	115%		12-142%
2051-24-3	Decachlorobiphenyl	85%		14-160%
2051-24-3	Decachlorobiphenyl	103%		14-160%

ND = Not detected MDL - Method Detection Limit
RL = Reporting Limit
E = Indicates value exceeds calibration range
J = Indicates an estimated value
B = Indicates analyte found in associated method blank
N = Indicates presumptive evidence of a compound

Accutest Laboratories

Report of Analysis

Client Sample ID:	EP-10		
Lab Sample ID:	N40056-11	**Date Sampled:**	05/28/03
Matrix:	SO - Soil	**Date Received:**	05/28/03
Method:	SW846 8082 SW846 3550B	**Percent Solids:**	96.2
Project:	AK Allen, 255 East 2nd Street, Mineola, NY		

	File ID	DF	Analyzed	By	Prep Date	Prep Batch	Analytical Batch
Run #1	OA3979.D	1	05/30/03	SY	05/28/03	OP13902	GOA123
Run #2							

	Initial Weight	Final Volume
Run #1	30.0 g	10.0 ml
Run #2		

PCB List

CAS No.	Compound	Result	RL	MDL	Units	Q
12674-11-2	Aroclor 1016	ND	17	12	ug/kg	
11104-28-2	Aroclor 1221	ND	17	6.9	ug/kg	
11141-16-5	Aroclor 1232	ND	17	4.0	ug/kg	
53469-21-9	Aroclor 1242	ND	17	11	ug/kg	
12672-29-6	Aroclor 1248	ND	17	11	ug/kg	
11097-69-1	Aroclor 1254	103	17	15	ug/kg	
11096-82-5	Aroclor 1260	ND	17	15	ug/kg	

CAS No.	Surrogate Recoveries	Run# 1	Run# 2	Limits
877-09-8	Tetrachloro-m-xylene	95%		12-142%
877-09-8	Tetrachloro-m-xylene	98%		12-142%
2051-24-3	Decachlorobiphenyl	82%		14-160%
2051-24-3	Decachlorobiphenyl	97%		14-160%

ND = Not detected MDL - Method Detection Limit J = Indicates an estimated value
RL = Reporting Limit B = Indicates analyte found in associated method blank
E = Indicates value exceeds calibration range N = Indicates presumptive evidence of a compound

Accutest Laboratories

Report of Analysis

Client Sample ID:	EP-11		
Lab Sample ID:	N40056-12	**Date Sampled:**	05/28/03
Matrix:	SO - Soil	**Date Received:**	05/28/03
Method:	SW846 8082 SW846 3550B	**Percent Solids:**	87.4
Project:	AK Allen, 255 East 2nd Street, Mineola, NY		

	File ID	DF	Analyzed	By	Prep Date	Prep Batch	Analytical Batch
Run #1	OA3978.D	20	05/30/03	SY	05/28/03	OP13902	GOA123
Run #2							

	Initial Weight	Final Volume
Run #1	30.0 g	10.0 ml
Run #2		

PCB List

CAS No.	Compound	Result	RL	MDL	Units	Q
12674-11-2	Aroclor 1016	ND	380	260	ug/kg	
11104-28-2	Aroclor 1221	ND	380	150	ug/kg	
11141-16-5	Aroclor 1232	ND	380	88	ug/kg	
53469-21-9	Aroclor 1242	ND	380	240	ug/kg	
12672-29-6	Aroclor 1248	ND	380	240	ug/kg	
11097-69-1	Aroclor 1254	980	380	330	ug/kg	
11096-82-5	Aroclor 1260	ND	380	330	ug/kg	

CAS No.	Surrogate Recoveries	Run# 1	Run# 2	Limits
877-09-8	Tetrachloro-m-xylene	93%		12-142%
877-09-8	Tetrachloro-m-xylene	109%		12-142%
2051-24-3	Decachlorobiphenyl	77%		14-160%
2051-24-3	Decachlorobiphenyl	92%		14-160%

ND = Not detected MDL - Method Detection Limit
RL = Reporting Limit
E = Indicates value exceeds calibration range
J = Indicates an estimated value
B = Indicates analyte found in associated method blank
N = Indicates presumptive evidence of a compound

Accutest Laboratories

Report of Analysis

Client Sample ID:	FB-5/28		
Lab Sample ID:	N40056-13	**Date Sampled:**	05/28/03
Matrix:	AQ - Field Blank Soil	**Date Received:**	05/28/03
Method:	SW846 8082 SW846 3510C	**Percent Solids:**	n/a
Project:	AK Allen, 255 East 2nd Street, Mineola, NY		

	File ID	DF	Analyzed	By	Prep Date	Prep Batch	Analytical Batch
Run #1	OA3957.D	1	05/29/03	SY	05/29/03	OP13866	GOA122
Run #2							

	Initial Volume	Final Volume
Run #1	1000 ml	10.0 ml
Run #2		

PCB List

CAS No.	Compound	Result	RL	MDL	Units	Q
12674-11-2	Aroclor 1016	ND	0.50	0.26	ug/l	
11104-28-2	Aroclor 1221	ND	0.50	0.27	ug/l	
11141-16-5	Aroclor 1232	ND	0.50	0.50	ug/l	
53469-21-9	Aroclor 1242	ND	0.50	0.38	ug/l	
12672-29-6	Aroclor 1248	ND	0.50	0.34	ug/l	
11097-69-1	Aroclor 1254	ND	0.50	0.30	ug/l	
11096-82-5	Aroclor 1260	ND	0.50	0.36	ug/l	

CAS No.	Surrogate Recoveries	Run# 1	Run# 2	Limits
877-09-8	Tetrachloro-m-xylene	83%		18-145%
877-09-8	Tetrachloro-m-xylene	78%		18-145%
2051-24-3	Decachlorobiphenyl	81%		20-149%
2051-24-3	Decachlorobiphenyl	79%		20-149%

ND = Not detected MDL - Method Detection Limit
RL = Reporting Limit
E = Indicates value exceeds calibration range
J = Indicates an estimated value
B = Indicates analyte found in associated method blank
N = Indicates presumptive evidence of a compound

Premier Environmental Services.

DATA USABILTY SUMMARY REPORT (DUSR)
OF THE
AK ALLEN SITE
MINEOLA, NEW YORK

ORGANIC AND
INORGANIC ANALYSES IN
AQUEOUS AND NON-AQUEOUS
SAMPLES

ACCREDITED LABORATORIES, INC.
CARTERET, NEW JERSEY

REPORT NUMBERS:
1499
1622
1802

October, 2003

Prepared for
C.A. Rich Consultants, Inc.
Plainview, New York

Prepared by
Premier Environmental Services
2815 Covered Bridge Road
Merrick, New York 11566
(516)223-9761

NYS DEC Data Usability Summary Report

DATA VALIDATION FOR:	**Volatile Organic Analyses, Semivolatile Organic Analyses, Polychlorinated Biphenyl Analyses**
SITE:	**AK Allen Mineola, NY**
CONTRACT LAB:	**Accredited Laboratories, Inc. Carteret, New Jersey**
REVIEWER:	**Renee Cohen**
DATE REVIEW COMPLETED:	**September, 2003**
MATRIX:	**Non-Aqueous**

The data validation was performed according to the guidelines in the described in the New York State Department of Environmental Conservation, Division of Environmental Remediation, Guidance for the Development of Data Usability Summary Reports (DUSR). In addition the data was been reviewed using the protocol specified in the NYS Analytical Services Protocol ('95).

All data are considered valid and acceptable except those analytes which have been rejected "R" (unreliable/unusable). Due to various QC problems some analytes may have been qualified with a "J" (estimated), "N" (presumptive evidence for the presence of the material, "U" (non-detect), or "JN" (presumptive evidence for the presence of the material at an estimated value) flag. All actions are detailed on the attached sheets.

Several factors should be noted for all persons using this data. Persons using this data should be aware that no result is guaranteed to be accurate even if it has passed all QC tests. The main purpose of this review is to appropriately qualify outliers and to determine whether the results presented meet the specific site/project criteria for data quality and data use.

This data assessment is for nine (9) soil samples. Six (6) soil samples were collected on July 21, 2003. These samples were hand delivered to Accredited Laboratories, Inc. located in Carteret, New Jersey. These samples were received at the laboratory on July 22, 2003. Two (2) soil samples were collected on July 31, 2003. These samples were hand delivered to Accredited Laboratories, Inc. located in Carteret, New Jersey. These samples were received at the laboratory on August 1, 2003. One (1) soil sample was collected on August 18, 2003 and hand delivered to Accredited Laboratories, Inc. located in Carteret, New Jersey. This sample was received at the laboratory on August 19, 2003. The samples were analyzed for Volatile Organic Analytes (EPA Method 8260), Semivolatile Organic Analytes (SVOA-EPA Method 8270), (PCB's) (EPA Method 8082) as specified on the Chain of Custody (COC) documentation that accompanied the samples to the laboratory. Six (6) of the soil samples were analyzed for the eight (8) RCRA Metals. In addition, two of the soil samples were analyzed for Total Chromium. The inorganic data review is located in the Inorganic Data Usability Summary Report.

A cross-reference between Field Sample ID and Laboratory Sample Id of the validated samples is located in Table 1 of this report. A list of definitions that may be used in this report is located in Appendix A. Copies of qualified data result pages are located in Appendix B of this report and a copy of Chain of Custody (COC) documentation associated with these sampling events is located in Appendix C.

DATA USABILITY SUMMARY REPORT (DUSR)
AK ALLEN SITE

1. OVERVIEW:

A total of fourteen (14) samples were submitted to the laboratory for the analyses requested on the Chain of Custody (COC) documentation. The samples were analyzed for the organic analytes using EPA Test Methods for the Evaluation of Solid Waste (SW 846), Method 8260/8270/8082. The laboratory provided a deliverables package in accordance with the guidelines in the NYSDEC ASP, Rev '95, Category B.

Nine (9) of the soil samples were reviewed/validated and associated with this DUSR report. A listing of the samples reviewed is located in Table 1 of this report.

2. HOLDING TIME:

The amount of an analyte in a sample can change with time due to chemical instability, degradation, volatilization, etc. If the specified holding time is exceeded, the data may not be valid. Preserved volatile organic analyses are required to be analyzed within 10 days of validated time of sample receipt (VTSR) in accordance with the NYSDEC ASP, Rev '95. The technical holding time for properly preserved aqueous and non-aqueous samples is 14 days from collection. Base Neutral Semivolatile Organic and Polychlorinated Biphenyl samples are to be prepared/extracted within five (5) days of validated time of sample receipt (VTSR) in accordance with the NYSDEC ASP, Rev '95. The technical holding time for properly samples is to prepare the aqueous samples within 7 days of collection and the soil samples within fourteen days of collection.

Volatile Organic Analyses – Six (6) soil samples were analyzed for Volatile Organic Analytes. The samples were received at the laboratory on July 22, 2003. All of the field samples and QC samples associated with this data set were initially analyzed within the ten (10) days of VTSR.

Semivolatile Organic Analyses – Six (6) soil samples were prepared in one batch on July 23, 2003. Samples were analyzed July 24, 2003 and July 25, 2003. All samples in this data set were prepared and analyzed within the NYS DEC ASP holding time.

Polychlorinated Biphenyl Analyses – Nine (9) soil samples were prepared in three (3) batches on July 23, 2003, August 1, 2003 and August 22, 2003. The soil samples were all prepared within the NYS DEC ASP holding time. The samples in this data set were analyzed between July 23-24, 2003, August 1, 2003 and August 23, 2003. The samples in this data set were analyzed within the NYS DEC ASP holding time.

DATA USABILITY SUMMARY REPORT (DUSR)
AK ALLEN SITE

3. SURROGATES:

All samples are spiked with surrogate compounds prior to sample preparation to evaluate the overall laboratory performance and the efficiency of the analytical technique. If the measured surrogate concentrations are outside the QC limits, qualifiers were applied to the effected samples.

Volatile Organic Analyses – Each sample was spiked with the surrogate compounds 1,2-Dichloroethane-d4, Toluene-d8 and Bromofluorobenzene. CLP surrogate recovery limits were utilized by the laboratory. The percent recovery of each surrogate met QC criteria in all field and QC samples associated with this data set.

Semivolatile Organic Analyses – Each sample was spiked with the surrogate compounds 2-Fluorophenol, Phenol-d5, Nitrobenzene-d5, 2-Fluorobiphenyl, 2,4,6-Tribromophenol and Terphenyl-d14. All surrogate recoveries met QC criteria with the exception of Terphenyl-d14 in the initial analysis of sample EP-48. Sample EP-48 was reanalyzed at a 1:5 dilution. All surrogate recoveries met QC criteria in the diluted sample analysis. The laboratory reported both runs in the data report, therefore, the target analytes have been qualified "UJ/J" in the undiluted sample analysis.

Qualified data result pages are located in Appendix B of this report.

Polychlorinated Biphenyl Analyses – Each field sample and QC sample was spiked with the surrogate compounds. Tetrachloro-m-xylene (TCMX) and Decachlorobiphenyl (DCB). The laboratory reported surrogate recovery in terms of percent from both the columns. All surrogate recoveries met QC limits on both columns for the validated soil samples in this data set.

4. MATRIX SPIKE/SPIKE DUPLICATE, MS/MSD:

The MS/MSD data are generated to determine the long term precision and accuracy of the analytical method in various matrices. The MS/MSD may be used in conjunction with other QC criteria for additional qualification of data. The laboratory used the in-house generated recovery criteria and RPD (precision) data for reporting purposes.

Volatile Organic Analyses – Soil sample EP-43 was utilized for the soil MS/MSD analyses. All percent recoveries in the MS and MSD sample met QC criteria. All Relative Percent Differences (RPD's) met QC criteria in the MS/MSD sample set. No action is taken based on the soil MS/MSD alone.

Semivolatile Organic Analyses – Soil sample EP-43 was utilized for the soil MS/MSD analysis. All percent recoveries in the MS and MSD sample met QC criteria with the exception of Phenol in the Matrix Spike sample. All Relative Percent Differences (RPD's) met QC criteria in the MS/MSD sample set with the exception of 1,2,4-Trichlorobenzene and Acenaphthene. No action is taken based on the soil MS/MSD alone.

Polychlorinated Biphenyl Analyses – Sample EP-43 was utilized for the soil MS/MSD analysis on July 23, 2003. All percent recoveries and the RPD of Aroclor 1260 met QC criteria for this MS/MSD sample. Batch QC MS/MSD analysis was utilized for the sample batch prepared on August 1, 2003. Data was not qualified based on Batch QC results. Soil sample EP-46 D2 was utilized for the MS/MSD analysis in the batch prepared on August 22, 2003. Aroclor 1260 was added to each sample prior to extraction. The recovery of Aroclor 1260 exceeded QC criteria in both the MS and MSD sample. The RPD exceeded QC criteria. Data was not qualified based on the recovery/RPD of the MS/MSD sample set.

DATA USABILITY SUMMARY REPORT (DUSR)
AK ALLEN SITE

5. BLANK SPIKE ANALYSIS:

The NY ASP protocol requires that a blank spike analysis be performed with each sample batch. The blank spike analysis is used to insure that the analytical system is in control. The laboratory applied in-house recovery limits for each analyte.

Volatile Organic Analytes – The laboratory performed one (1) soil blank spike analysis with this data set. The sample was spiked with all reported analytes. All spike recoveries in the blank spike samples met QC criteria.

Semivolatile Organic Analytes – The laboratory performed one blank spike analysis per matrix with this data set. The sample was spiked with all reported analytes. All spike recoveries in each of the blank spike samples met QC criteria.

Polychlorinated Biphenyl Analyses - The laboratory performed one blank spike analysis per sample batch with this data set. The sample was spiked with Aroclor 1260. The spike recovery of Aroclor 1260 met QC criteria in each of the blank spike sample analyses.

6. BLANK CONTAMINATION:

Quality assurance (QA) blanks, such as the method, trip, field, or rinse blanks are prepared to identify any contamination that may have been introduced into the samples during sample preparation or field activity. Method blanks measure laboratory contamination. Trip blanks measure cross-contamination of samples during shipment. Field blanks measure cross-contamination of samples during field operations. Samples are then qualified based on blank contamination when detected.

A) Method Blank contamination

Volatile Organic Analyses – Two (2) soil method blanks are associated with this data set. Each method blank was free from contamination of target analytes with the exception of Acetone and Methylene Chloride.

Method Blank	Date of Analysis	Analyte	Concentration (ug/kg)
VBLKM34	7/25/03	Acetone	2 J
		Methylene Chloride	3 J
VBLKM35	7/28/03	Acetone	2 J
		Methylene Chloride	8

These analytes are common laboratory contaminants, when detected in the associated soil samples, at a concentration less than ten (10) times that detected, they have been negated and qualified.

Qualified data result pages are located in Appendix B of this report.

Semivolatile Organic Analyses – One (1) soil method blank is associated with the validated samples in this data set. It was free from contamination of target analytes.

Polychlorinated Biphenyl Analyses – One (1) method blank is associated with each extraction batch. Each method blank was free from contamination of all target analytes.

DATA USABILITY SUMMARY REPORT (DUSR)
AK ALLEN SITE

6. BLANK CONTAMINATION (cont'd)

B) Field Blank contamination

Volatile Organic Analyses - The Field Blank sample (FB-7/21) sample was free from contamination of all target analytes with the exception of Acetone (15 ug/L), Methylene Chloride (10 ug/L) and 2-Butanone (2 J ug/L). When these analytes were detected in associated soil samples, they were negated and qualified.

Qualified data result pages are located in Appendix B of this report.

Semivolatile Organic Analyses - The Field Blank sample (FB-7/21) was free from contamination of all target analytes.

Polychlorinated Biphenyl Analyses – The Field Blank sample (FB-7/21) was free from contamination of all target analytes.

C) Trip Blank contamination

Volatile Organic Analyses - A Trip Blank sample (TB-7/21) was associated with the samples collected July 21, 2003. It was free from contamination of all target analytes with the exception of Acetone (4 J ug/L) and Methylene Chloride (11 ug/L). When these analytes were detected in associated soil samples, they were negated and qualified.

Qualified data result pages are located in Appendix B of this report.

DATA USABILITY SUMMARY REPORT (DUSR)
AK ALLEN SITE

7. GC/MS CALIBRATION:

Satisfactory instrument calibration is established to ensure that the instrument is capable of producing acceptable quantitative data. An initial calibration demonstrates that the instrument is capable of giving acceptable performance at the beginning of an experimental sequence. The continuing calibration verifies that the instrument is giving satisfactory daily performance. USEPA data validation criteria is the same for all analytes in both GC/MS Volatile and GC/MS Semivolatile Organic analyses, therefore, all text discussion is for VOA and SVOA samples analyses.

A) RESPONSE FACTOR

The response factor measures the instrument's response to specific chemical compounds. USEPA data review requires that the response factor of all analytes be greater than or equal to 0.05 in both initial and continuing calibration analyses. A value less than 0.05 indicates a serious detection and quantitation problem (poor sensitivity). USEPA data validation criteria states that if the minimum RRF criteria is not met in an initial calibration the positive results are qualified "J". Non detect results in the initial calibration with a RRF <0.05 are qualified "R", unusable. If RRF criteria are not met in the continuing calibration curve analysis, effected positive analytes will be qualified "J" estimated. Those analytes not detected are not qualified. The SW-846 Methods cite specific analytes known as System Performance Check Compounds (SPCC). Minimum response criteria is set for these analytes. If the minimum criteria are not met, analyses must stop and the source of problems must be found and corrected. Data associated with this set has been reviewed for the criteria in the cited in the EPA Method and the USEPA criteria.

Volatile Organic Analyses - One (1) calibration curve is associated with this data set. The laboratory performed an initial multi level calibration on June 13, 2003 (Inst. M). The RRF for all compounds met QC criteria in the initial calibration curve.

Two (2) continuing calibration standard is associated with the samples in this data set. All response factors met QC criteria.

Semivolatile Organic Analyses – One (1) initial calibration curve is associated with this data set. The RRF for all compounds in the calibration curve met QC criteria. Two (2) continuing calibration standards are associated with this data set. The response factor of each target analyte met QC criteria.

DATA USABILITY SUMMARY REPORT (DUSR)
AK ALLEN SITE

7. GC/MS CALIBRATION (cont'd)

B) PERCENT RELATIVE STANDARD DEVIATION (RSD) AND PERCENT DIFFERENCE (%D):

Percent RSD is calculated from the initial calibration and is used to indicate the stability of the specific compound response factor over increasing concentration. Percent D compares the response factor of the compounds in the continuing calibration standard to the mean response factor (RRF) from the initial calibration. Percent D is a measure of the instrument's daily performance. Region II data validation criteria states that the percent RSD of the initial calibration curve must be less than or equal to 30%. The %D must be <25% in the continuing calibration standard. This criteria has been applied to all target analytes. A value outside of these limits indicates potential detection and quantitation errors. For these reasons, all positive results are flagged as estimated, "J" and non-detects may be flagged "UJ", based on professional judgement. If %RSD and %D grossly exceed QC criteria (>90%), non-detects data may be qualified "R", unuseable. Data associated with this set has been reviewed for the criteria in the cited in the USEPA Data Validation Guidelines.

Volatile Organic Analyses – One (1) calibration curve is associated with this data set. All RSD% met QC criteria in this initial calibration curve analysis with the exception of Trichlorofluormethane (36.7%). This analyte has been qualified "UJ/J" in the associated field samples.

Qualified data result pages are located in Appendix B of this report.

Two (2) continuing calibration standards are associated with the soil samples in this data set. The %Difference met QC criteria for all target analytes in each continuing calibration standard analysis with the exception of the following:

File ID	Date of Analysis	Analyte	%Difference
M0837	7/25/03	Trichlorofluormethane	34.5
		2-Chloroethylvinylether	27.7
M0857	7/28/03	Acetone	27.1
		Dichlorodifluoromethane	31.6
		Naphthalene	31.6

These analytes have been qualified "UJ/J" in the associated field samples.

Qualified data result pages are located in Appendix B of this report.

DATA USABILITY SUMMARY REPORT (DUSR)
AK ALLEN SITE

7. GC/MS CALIBRATION (cont'd)

B) PERCENT RELATIVE STANDARD DEVIATION (RSD) AND PERCENT DIFFERENCE (%D):

Semivolatile Organic Analyses – One (1) initial calibration curve is associated with this data set. All %RSD criteria was met for the target analytes in the initial calibration curve.

Two (2) continuing calibration standard analyses are associated with this data set. All QC criteria (%D) was met in each of the continuing calibration standard analyses associated with the soil samples with the exception of the following:

File ID	Date of Analysis	Analyte	%Difference
E3434	7/24/03	n-Nnitrosodimethylamine	78.1
		Benzoic Acid	57.8
		2-Methylnaphthalene	28.4
		Hexachlorocyclopentadiene	27.6
		2,4-Dinitrophenol	43.6
E3452	7/25/03	Benzoic Acid	58.5
		2-Methylnaphthalene	25.5
		2,4-Dinitrophenol	38.0
		4-Nitrophenol	28.2

8. GC/MS MASS SPECTROMETER TUNING:

Tuning and performance criteria are established to ensure adequate mass resolution, proper identification of compounds, and to some degree, sufficient instrument sensitivity. These criteria are not sample specific. Instrument performance is determined using standard materials. Therefore, these criteria should be met in all circumstances. The tuning standard for volatile organics is Bromofluorobenzene (BFB). The tuning compound for semivolatile organic analyses is decafluorotriphenylphosphine (DFTPP). If the mass calibration is in error, or missing, all associated data will be classified as unusable, "R".

Volatile Organic Analyses/Semivolatile Organic Analyses – All instrument Tuning criteria was met for these sample analyses.

DATA USABILITY SUMMARY REPORT (DUSR)
AK ALLEN SITE

9. GC/MS INTERNAL STANDARDS PERFORMANCE:

Internal standard (IS) performance criteria ensure that the GC/MS sensitivity and response are stable during every run. The method recommends that the internal standard area count must not vary by more than a factor of 2 (-50%to +100%) from the associated continuing calibration standard. The method recommends that the retention time of the internal standard must not vary more than ±30 seconds from the associated continuing calibration standard. The EPA CLP validation guidelines state that if the area count is outside the (-50% to +100%) range of the associated standard, all of the positive results for compounds quantitated using that IS are qualified estimated, "J", and all non-detects below 50% are qualified "UJ", non detects above 100% should not be qualified or "R" if there is a severe loss of sensitivity. The internal standard evaluation criteria is applied to all field and QC samples.

Volatile Organic Analyses – All samples were fortified with the internal standards Pentafluorobenzene, 1,4-Difluorobenzene, Chlorobenzene-d5 and 1,4-Dichlorobenzene-d4. All internal standard area criteria was met for these analyses with the exception of sample EP-46. Sample EP-46 was initially analyzed on July 25, 2003. The recovery of area counts of the Internal Standard 1,4-Dichlorobenzene-d4 exceeded QC criteria. The sample was reanalyzed on July 28, 2003 and comparable data was obtained. Target analytes associated with this Internal Standard have been qualified "UJ/J" estimated.

Qualified data result pages are located in Appendix B of this report.

Semivolatile Organic Analyses – All samples were fortified with the internal standards 1,4-Dichlorobenzene-d4, Naphthalene-d8, Acenaphthene-d10, Phenanthrene-d10, Chrysene-d12 and Perylene-d12. All Internal Standard QC criteria was met for these analyses with the exception of samples EP-48 and EP-46. The Internal Standard Area counts of Chrysene-d12 and Perylene-d12 exceeded QC criteria in sample EP-48. The sample was reanalyzed at a dilution. Comparable Internal standard area counts were reported. The analytes associated with these internal standards have been qualified "UJ/J", estimated. The Internal Standard Area counts met QC criteria in sample EP-46 with the exception of Perylene-d12. The sample was reanalyzed and acceptable area counts were obtained. The analytes associated with the Internal Standard Perylene-d12 have qualified "UJ/J" estimated in the initial analysis.

Qualified data result pages are located in Appendix B of this report.

DATA USABILITY SUMMARY REPORT (DUSR)
AK ALLEN SITE

10. GC CALIBRATION

GC Calibration of the PCB analytes was performed in accordance with the USEPA SW846 method. All analyses are performed using a single injection with a splitter and dual column (RTx-5/RTx-1701) analysis. The GC was calibrated via the analysis of a minimum of a three-point calibration curve of Aroclor 1260 and Aroclor 1016. The Aroclor calibration factors and retention time windows are established. The %RSD of each peak must be less than 20% in the initial calibration curve analysis. One (1) single mid-level calibration standard was analyzed for each of the other Aroclors reported. Continuing calibration is performed after each ten (10) field samples. %Difference is calculated. Review of calibration was performed. Data qualifiers were applied when QC criteria was not met. Instrument and calibration criteria are then summarized on laboratory generated forms that were included in the data report for review.

The method specifieies that Aroclors are to be reported from a minimum of three (3) peaks based on the retention time windows that are established. Accredited Laboratories, Inc. provided the data that established the retention time windows. The laboratory identified Arolors using three (3) peaks.

One (1) initial calibration curves are associated with this data set. The initial calibration curve was analyzed January 23-24, 2003. This initial calibration set was utilized for all samples reported in this data set. All calibration data associated with this data set met QC criteria in terns of response factor and %RSD.

Two (2) continuing calibration standard analyses are associated with the samples analyzed July 23, 2003 through July 24, 2003. An additional CCV standard of Aroclor 1254 was analyzed with these soil samples. It was used for pattern recognition of the Aroclor detected in these samples. All QC criteria were met in each of the continuing calibration standard analyses.

Two (2) continuing calibration standard analyses are associated with the samples analyzed August 1, 2003 and August 4, 2003. An additional CCV standard of Aroclor 1254 was analyzed with these soil samples. It was used for pattern recognition of the Aroclor detected in these samples. All QC criteria were met in each of the continuing calibration standard analyses.

One (1) continuing calibration standard is associated with the samples analyzed August 22-23, 2003. All QC criteria were met in the continuing calibration standard analysis.

DATA USABILITY SUMMARY REPORT (DUSR)
AK ALLEN SITE

11. COMPOUND IDENTIFICATION:

Target compounds are identified on the GC/MS by using the analyte's relative retention time (RRT) and by comparison to the ion spectra obtained from known standards. For the results to be a positive hit, the sample peak must be within ± 0.06 RRT units of the standard compound, and have an ion spectra which has a ratio of the primary and secondary ion intensities with 20% of that in the standard compound. Target compounds are identified on the GC by using the peak retention time and Aroclor pattern recognition. Concentration is quantitated from the initial calibration curve. All soil sample results are reported on a dry weight basis.

Volatile Organic Analyses – All samples reported the VOA 8260 analytes specified on the COC documents. In addition, the analytes 1,2,4-Trimethylbenzene and 1,3,5-Trimethylbenzene were added. All of the soil samples validated in this data set were analyzed without dilution. The laboratory reported the target analytes to a laboratory reporting limit.

Sample EP-46 was initially analyzed on July 25, 2003. The chromatogram associated with this analysis indicated matrix interference in the form of a raised baseline at the end of the run. The recovery of area counts of the Internal Standard 1,4-Dichlorobenzene-d4 exceeded QC criteria. The sample was reanalyzed on July 28, 2003 and a comparable chromatogram was observed. Internal Standard area counts exceeded QC criteria in the reanalysis. Matrix interference was confirmed. The target analytes associated with 1,4-Dichlorobenzene-d4 have been qualified "UJ/J" estimated.

Qualified data result pages are located in Appendix B of this report.

Semivolatile Organic Analyses – Samples were prepared and analyzed in accordance with the method cited. Soil sample data results are reported on a dry weight basis. A number of the samples exhibited matrix interference in the sample extract chromatograms. Additional cleanup procedures may have reduced the matrix interference. This may have lead to the detection of additional target analytes detected/reported in the effected samples.

Sample EP-46 was initially analyzed and reported the target analytes from a 1:5 dilution due to the concentration of bis(2-Ethylhexyl)phthalate detected in the sample (1300 JD ug/kg) as well as the matrix interference exhibited in the extract chromatogram. The sample extract was reanalyzed at 1:20 dilution. Bis(2-Ethylhexylphthalate was reported at a concentration of 1500 JD ug/kg. This extract also exhibited matrix interference. The chromatograms exhibited a large late eluting hump and a large number of non-target peaks.

Sample EP-47 was reported without dilution, however, the sample chromatogram exhibited matrix interference. The chromatogram exhibited a large late eluting hump and a large number of non-target peaks.

Sample EP-48 was initially analyzed and reported the target analytes without dilution. The sample was reanalyzed at 1:5 dilution. Bis(2-Ethylhexylphthalate was reported within the calibration range of the initial analysis, however, due to the surrogate recovery of Terphenyl-d14 in the initial analysis the sample was reanalyzed. Both sample chromatograms exhibited matrix interference. The chromatograms exhibited a large late eluting hump and a large number of non-target peaks.

DATA USABILITY SUMMARY REPORT (DUSR)
AK ALLEN SITE

11. COMPOUND IDENTIFICATION (cont'd)

Polychlorinated Biphenyl Analyses

Sample EP-46 was initially analyzed without dilution, however due to the concentration of Aroclor 1254 detected (20600 E ug/kg) an additional dilution of 1:10 was required. Data from both analyses were included in the report for review. The concentration reported from the 1:10 dilution was comparable to that reported in the undiluted analysis.

Sample EP-47 was initially analyzed without dilution, however due to the concentration of Aroclor 1254 detected (5100 E ug/kg) an additional dilution of 1:5 was required. Data from both analyses were included in the report for review. The concentration from the 1:5 dilution was comparable to that reported in the undiluted analysis.

Sample EP-48 was initially analyzed without dilution, however due to the concentration of Aroclor 1254 detected (25500 E ug/kg) an additional dilution of 1:20 was required. Data from both analyses were included in the report for review. The concentration reported from the 1:20 dilution was comparable to that reported in the undiluted analysis.

Sample EP-46D was initially analyzed without dilution, however due to the concentration of Aroclor 1254 (17900 E ug/kg) detected and additional dilution of 1:10 was required. Data from both analyses were included in the report for review. The concentration reported from the 1:10 dilution was comparable to that reported in the undiluted analysis.

Sample EP-48D was initially analyzed without dilution, however due to the concentration of Aroclor 1254 (7820 E ug/kg) detected and additional dilution of 1:5 was required. Data from both analyses were included in the report for review. The concentration reported from the 1:5 dilution was comparable to that reported in the undiluted analysis.

12. OVERALL ASSESSMENT:

Analytical QC criteria was met for these analyses. The data reported agrees with the raw data provided in the final report. The laboratory provided a complete data package and reported all data using acceptable protocols and laboratory qualifiers as defined in the report package. All soil sample data was reported on a dry weight basis.

The validated PCB samples associated with this data set are acceptable for use without data qualification.

The validated Volatile Organic and Semivolatile Organic data associated with this data is acceptable for use, with the noted data qualifiers.

NYS DEC Data Usability Summary Report

DATA VALIDATION FOR:	**RCRA Metals, Total Chromium**
SITE:	**AK Allen** **Mineola, NY**
CONTRACT LAB:	**Accredited Laboratories, Inc.** **Carteret, New Jersey**
REVIEWER:	**Renee Cohen**
DATE REVIEW COMPLETED:	**September, 2003**
MATRIX:	**Non-Aqueous**

This data assessment is for eight (8) soil samples that are summarized in Table 1 of this report. The samples were collected July 21, 2003 and July 31, 2003 and delivered to Accredited Laboratories, Inc., located in Carteret New Jersey. Samples were received at the laboratory on July 22, 2003 and August 1, 2003. The COC indicated which samples were to be analyzed for RCRA Metals and Total Chromium. A copy of the COC documents associated with these data sets are located in Appendix C of the report.

The data evaluation was performed according to the guidelines noted in the "National Functional Guidelines for Inorganic Data Review, February 1994 and the NYSDEC ASP. A Data Usability Summary Report (DUSR) has been prepared in accordance with the guidelines of the Division of Environmental Remediation.

Several factors should be noted for all persons using this data. Persons using this data should be aware that no result is guaranteed to be accurate even if it has passed all QC tests. The main purpose of this review is to appropriately qualify outliers and to determine whether the results presented meet the specific site/project criteria for data quality and data use.

Table 1 of this report contains a cross reference between the Field Sample ID's and the Laboratory Sample ID's.

Appendix A of this Data Usability Summary Report (DUSR) contains a summary of the data qualifiers that may be used in the report. Appendix B contains the qualified data result pages. Appendix C contains the Chain of Custody (COC) documents associated with this data set

DATA USABILITY SUMMARY REPORT (DUSR)
AK ALLEN SITE

1. HOLDING TIME

The amount of an analyte in a sample can change with time due to chemical instability, degradation, volatilization, etc. If the specified holding time is exceeded, the data may not be valid. Metals with the exception of Mercury, are required to be digested and analyzed within 180 days of Verified Time of Sample Receipt (VTSR). Mercury samples are to be digested and analyzed within 26 days of VTSR.

All sample analyses associated with these two (2) data sets were prepared/digested and analyzed within the proper holding time.

2. CALIBRATION ANALYSIS

Inductively Coupled Plasma (ICP) was utilized for these analyses. The ICP was calibrated using a single point standard as required by the manufacturer. An initial calibration verification (ICV) standard was then analyzed to verify instrument calibration. The soil samples in this data set were analyzed in two analytical sequences.

The samples were analyzed for RCRA Metals on July 24, 2003. Recovery of the ICV standard associated with the analytical sequence met QC criteria. One continuing calibration verification (CCV) standard was then analyzed after the field samples. The CCV percent recovery met QC criteria in the analytical sequence.

The samples were analyzed for Total Chromium on August 1, 2003. Recovery of the ICV standard associated with the analytical sequence met QC criteria. One continuing calibration verification (CCV) standard was then analyzed after the field samples. The CCV percent recovery met QC criteria in the analytical sequence.

3. CRDL STANDARD

The CRDL standard is used for the verification of instrument linearity near the CRDL. The CRDL standard control limits are 80%-120% recovery. If the CRDL standard falls outside of the control limits, associated data less than or equal to the 10X the CRDL are qualified estimated (J or UJ) or rejected (R) depending on the recovery of the CRDL standard and the concentration of the analyte in the sample. If the recovery of the CRDL standard is greater than 120% and the result is above the reporting limit the data results were qualified "K" biased high. If the recovery of the CRDL standard is greater than 120% and the result is reported ND, the data results are acceptable and no qualification is applied.

Accredited Laboratories, Inc. did not analyze a CRDL standard with this data set.

4. INTERFERENCE CHECK STANDARD

The Interference Check Standard (ICS) is used to verify the laboratory interelement and background correction factors of the ICP. Two solutions comprise the ICS A and ICS AB. Solution A consists of the interferent metals while solution AB is the group of target analytes and the interferents metals. An ICS analysis consists of analyzing both solutions consecutively for all wavelengths used for each analyte reported by ICP.

All ICSA and ICSAB recoveries associated with each of the analytical sequences met QC criteria.

DATA USABILITY SUMMARY REPORT (DUSR)
AK ALLEN SITE

5. MATRIX SPIKE ANALYSIS

The spike sample analysis provides information about the effect of the sample matrix upon the digestion and measurement methodology. The spike control limits are 75%-125% when the sample concentration is less than four (4) times the spike added. If the matrix spike recoveries fall in the range of 30%-74%, the sample results are may be biased low and are qualified as estimated (J or UJ). If the matrix spike recoveries fall in the range of 126%-200%, sample results may be biased high. Positive results are qualified estimated (J). If the spike recovery is greater than 125% and the reported sample results are less than the IDL the data point is acceptable for use. If the matrix spike recovery is greater than 200%, the associated sample data are unusable and are rejected (R). If matrix spike results are less than 30%, the associated non-detect results are qualified unusable and rejected (R), and the results reported above the IDL are qualified estimated (J).

Matrix spike analysis was performed on soil sample EP-43. The percent recovery of each of the RCRA Metals met QC criteria in the MS sample.

Matrix spike analysis was performed on soil sample EP-46 D (4'). The percent recovery of Chromium met QC criteria in the MS sample.

6. POST DIGESTION SPIKE ANALYSIS

The post digestion spike sample analysis provides additional information about the effect of the sample matrix upon the digestion and measurement methodology. The post digestion spike is performed for each analyte that the pre-digestion spike recovery falls outside the 75-125% control limit.

Accredited Laboratories, Inc. did not perform post digestion spike analysis with this data set. Post digestion spike analysis was not required with this data set.

7. DUPLICATE SAMPLE ANALYSIS

The laboratory duplicate sample analysis is used to evaluate the laboratory precision of the method for each analyte. If the duplicate sample analysis results for a particular analyte fall outside the control windows of 20% RPD or +/- CRDL, whichever is appropriate depending upon the concentration of the sample, the associated sample results are qualified "J" estimated.

Accredited Laboratories, Inc. performed duplicate analysis on sample EP-43. The RPD results of each RCRA Metal met QC criteria.

Accredited Laboratories, Inc. performed duplicate analysis on sample EP-46 D(4'). The RPD results met QC criteria.

8. ICP SERIAL DILUTION

The serial dilution analysis indicates whether significant physical or chemical interference's exist due to the sample matrix. If the concentration of any analyte in the original sample is greater than 50 times the instrument detection limit (IDL), an analysis of a 5-fold dilution samples must yield results which have a percent difference (%D) of less than or equal to 10 with the original sample results. If the %D of the serial dilution exceeds the 10% (and is not greater than 100%) for a particular analyte, all the associated sample results are qualified estimated (J).

Soil sample EP-43 was utilized for the serial dilution analysis. The results of the serial dilution analysis met QC for all RCRA Metals with the exception of Arsenic (38.1%). Arsenic has been qualified "J/UJ" estimated in the associated soil samples in this data set.

Soil sample EP-46 D(4') was utilized for the serial dilution analysis. The results of the serial dilution analysis of Chromium were 22.6%. Chromium has been qualified "J/UJ" estimated in the associated soil samples in this data set.

Qualified data result pages are located in Appendix B of this report.

9. BLANKS

Blank analyses are assessed to determine the existence and magnitude of contamination problems. The criteria for the evaluation of blanks applies to all blanks, including but not limited to reagent blanks, method blanks and field blanks. The responsibility for action in the case of an unsuitable blank result depends upon the circumstances and the origin of the blank itself. If the problem with any blank exists, then all associated data must be carefully evaluated to determine whether there is inherent variability in the data for that case, or the problem is an isolated occurrence not affecting other data.

The soil samples in this data set were prepared in two (2) batches on July 24, 2003 and August 4, 2003. Each of the preparation blanks was free from contamination of the target analytes.

10. LABORATORY CONTROL SAMPLE ANALYSIS (LCS)

The laboratory control sample (LCS) analysis provides information about the efficiency of the laboratory digestion procedure. If the recovery of any analyte is outside the established control limits, then laboratory performance and method accuracy are in question. Professional judgment is used to determine of data should be qualified or rejected.

Accredited Laboratories, Inc. prepared and analyzed an LCS sample with each of the soil digestion batches associated with this data set. The laboratory did not cite control limits for this analysis, however all recoveries met QC criteria. Recovery limits of 80%-120% are utilized for review of the LCS samples. The soil LCS recoveries met QC criteria.

DATA USABILITY SUMMARY REPORT (DUSR)
AK ALLEN SITE

11. INSTRUMENT QC DATA

The laboratory is required by the method to perform specific instrument verification tests on a specific timeframe. Based on a review of the QC summary forms included in the data report, Accredited Laboratories, Inc. performed the required studies specified by the method.

12. SYSTEM PERFORMANCE AND OVERALL ASSESSMENT

Two laboratory reports are associated with this data review. One data set included the analysis of six (6) soil samples. All samples reported the RCRA Metals. The soil sample results are reported on a dry weight basis.

The other data set included the analysis of two (2) soil samples. All samples reported the target analyte Chromium. The soil sample results are reported on a dry weight basis.

The data associated with this data set is acceptable for use with the noted data qualifiers. Data qualifiers have been applied to this data set based on the guidelines in the cited EPA documents. A description of the qualifiers and decision for them is detailed in the above report.

TABLE 1

2815 COVERED BRIDGE ROAD, MERRICK, NEW YORK 11566
(516) 223-9761 • FAX (516) 223-0983

APPENDIX B

2815 COVERED BRIDGE ROAD, MERRICK, NEW YORK 11566
(516) 223-9761 • FAX (516) 223-0983

Premier Environmental Services.

CLIENT SAMPLE ID	LABORATORY SAMPLE ID
EP-43	200306909
EP-44	200306911
EP-45	200306913
EP-46	200306915
EP-47	200306916
EP-48	200306917
EP-46D (4')	200307445
EP-48D (4')	200307446
EP-46D2	200308058

2815 COVERED BRIDGE ROAD, MERRICK, NEW YORK 11566
(516) 223-9761 • FAX (516) 223-0983

APPENDIX A

2815 COVERED BRIDGE ROAD, MERRICK, NEW YORK 11566
(516) 223-9761 • FAX (516) 223-0983

DATA QUALIFIER DEFINITIONS

U - The analyte was analyzed for, but was not detected above the reported sample quantitation limit.

J - The analyte was positively identified; the associated numerical value is the approximate concentration of the analyte in the sample.

N - The analysis indicates the presence of an analyte for which there is presumptive evidence to make a "tentative identification."

NJ - The analysis indicates the presence of an analyte that has been "tentatively identiifed" and the associated numerical value represents its approximate concentration.

UJ - The analyte was not detected above the reported sample quantitation limit. However, the reported quantitation limit is approximate and may or may not represent the actual limit of quantitation necessary to accurately and precisely measure the analyte in the sample.

R - The sample results are unreliable/unuseable. The presence or absence of the analyte cannot be verified.

K – The analyte is present. The reported value may be biased high. The actual value is expected to be lower than reported.

L - The analyte is present. The reported value may be biased low. The actual value is expected to be higher than reported.

UL – The analyte was not detected, and the reported quantitation limit is probably higher than reported.

2815 COVERED BRIDGE ROAD, MERRICK, NEW YORK 11566
(516) 223-9761 • FAX (516) 223-0983

1A

VOLATILE ORGANICS ANALYSIS DATA SHEET

EPA SAMPLE NO.

EP-43

Lab Name: ACCREDITED LABS, INC. Contract: _____

Lab Code: _____ Case No.: 1499 SAS No.: _____ SDG No.: _____

Matrix: (soil/water) SOIL Lab Sample ID: 0306909

Sample wt/vol: 5.0 (g/ml) G Lab File ID: M0860.D

Level: (low/med) LOW Date Received: _____

% Moisture: not dec. 21.7 Date Analyzed: 7/28/03

GC Column: RTX-VM ID: 0.25 (mm) Dilution Factor: 1.0

Soil Extract Volume _____ (uL) Soil Aliquot Volume: _____ (uL)

CONCENTRATION UNITS:

CAS NO.	COMPOUND	(ug/L or ug/Kg) UG/KG	Q	
107028	Acrolein	32	U	
107131	Acrylonitrile	10	U	
67641	Acetone	8	~~B~~	UJ
75718	Dichlorodifluoromethane	6	U	UJ
74873	Chloromethane	6	U	
67-64-1	Vinyl Chloride	6	U	
74839	Bromomethane	6	U	
75003	Chloroethane	6	U	
75694	Trichoroflouromethane	6	U	UJ
75354	1,1-Dichloroethene	6	U	
75150	Carbon disulfide	6	U	
75092	Methylene Chloride	14	~~B~~	U
156605	trans-1,2-Dichloroethene	6	U	
75343	1,1-Dichloroethane	6	U	
108054	Vinyl acetate	6	U	
590207	2,2-Dichloropropane	6	U	
789333	2-Butanone	6	U	
156592	cis-1,2-Dichloroethene	6	U	
67-66-3	Chloroform	6	U	
74975	Bromochloromethane	6	U	
71556	1,1,1-Trichloroethane	6	U	
563586	1,1-Dichloropropene	6	U	
56235	Carbon Tetrachloride	6	U	
107062	1,2-Dichloroethane	6	U	
71432	Benzene	6	U	
79016	Trichloroethene	6	U	
78875	1,2-Dichloropropane	6	U	
75274	Bromodichloromethane	6	U	
74953	Dibromomethane	6	U	
110758	2-Chloroethylvinylether	6	U	
10061015	cis-1,3-dichloropropene	6	U	
108883	Toluene	6	U	
10061026	trans-1,3-Dichloropropene	6	U	
79-00-5	1,1,2-Trichloroethane	6	U	
108101	4-Methyl-2-pentanone	6	U	
106934	1,2-Dibromoethane	6	U	
591786	2-Hexanone	6	U	
142289	1,3-dichloropropane	6	U	
127184	Tetrachloroethene	6	U	

V-19

1A

VOLATILE ORGANICS ANALYSIS DATA SHEET

EPA SAMPLE NO.

EP-43

Lab Name: ACCREDITED LABS, INC. Contract: _____

Lab Code: _____ Case No.: 1499 SAS No.: _____ SDG No.: _____

Matrix: (soil/water) SOIL Lab Sample ID: 0306909

Sample wt/vol: 5.0 (g/ml) G Lab File ID: M0860.D

Level: (low/med) LOW Date Received: _____

% Moisture: not dec. 21.7 Date Analyzed: 7/28/03

GC Column: RTX-VM ID: 0.25 (mm) Dilution Factor: 1.0

Soil Extract Volume _____ (uL) Soil Aliquot Volume: _____ (uL)

CONCENTRATION UNITS:

CAS NO.	COMPOUND	(ug/L or ug/Kg) UG/KG	Q
124481	Dibromochloromethane	6	U
100414	Ethylbenzene	6	U
108907	Chlorobenzene	6	U
630206	1,1,1,2-Tetrachloroethane	6	U
1330207	m,p-Xylene	13	U
95476	o-Xylene	6	U
100425	Styrene	6	U
75252	Bromoform	6	U
98828	Isopropylbenzene	6	U
79345	1,1,2,2-Tetrachloroethane	6	U
96184	1,2,3-Trichloropropane	6	U
103651	n-Propyl benzene	6	U
108861	Bomobenzene	6	U
108678	1,3,5-Timethylbenzene	6	U
95498	2-Chlorotoluene	6	U
106434	4-Chlorotoluene	6	U
98066	tert-Butylbenzene	6	U
95636	1,2,4-Trimethylbenzene	6	U
135988	sec-Butylbenzene	6	U
99876	p-Isopropyltoluene	6	U
541731	1,3-Dichlorobenzene	6	U
106467	1,4-Dichlorobenzene	6	U
104518	n-Butylbenzene	6	U
95501	1,2-Dichlorobenzene	6	U
96128	1,2-Dibromo-3-Chloropropane	6	U
120821	1,2,4-Trichlorobenzene	6	U
87683	Hexachlorobutadiene	6	U
87616	1,2,3-Trichlorobenzene	6	U

V-20

1A

VOLATILE ORGANICS ANALYSIS DATA SHEET

EPA SAMPLE NO.

EP-44

Lab Name: ACCREDITED LABS, INC. Contract: _____

Lab Code: _____ Case No.: 1499 SAS No.: _____ SDG No.: _____

Matrix: (soil/water) SOIL Lab Sample ID: 0306911

Sample wt/vol: 5.0 (g/ml) G Lab File ID: M0846.D

Level: (low/med) LOW Date Received: _____

% Moisture: not dec. 23.9 Date Analyzed: 7/25/03

GC Column: RTX-VM ID: 0.25 (mm) Dilution Factor: 1.0

Soil Extract Volume _____ (uL) Soil Aliquot Volume: _____ (uL)

CONCENTRATION UNITS:

CAS NO.	COMPOUND	(ug/L or ug/Kg) UG/KG	Q	
107028	Acrolein	33	U	
107131	Acrylonitrile	11	U	
67641	Acetone	7	~~B~~	U
75718	Dichlorodifluoromethane	7	U	
74873	Chloromethane	7	U	
67-64-1	Vinyl Chloride	7	U	
74839	Bromomethane	7	U	
75003	Chloroethane	7	U	
75694	Trichoroflouromethane	7	U	UJ
75354	1,1-Dichloroethene	7	U	
75150	Carbon disulfide	7	U	
75092	Methylene Chloride	22	~~B~~	U
156605	trans-1,2-Dichloroethene	7	U	
75343	1,1-Dichloroethane	7	U	
108054	Vinyl acetate	7	U	
590207	2,2-Dichloropropane	7	U	
789333	2-Butanone	7	U	
156592	cis-1,2-Dichloroethene	7	U	
67-66-3	Chloroform	7	U	
74975	Bromochloromethane	7	U	
71556	1,1,1-Trichloroethane	7	U	
563586	1,1-Dichloropropene	7	U	
56235	Carbon Tetrachloride	7	U	
107062	1,2-Dichloroethane	7	U	
71432	Benzene	7	U	
79016	Trichloroethene	7	U	
78875	1,2-Dichloropropane	7	U	
75274	Bromodichloromethane	7	U	
74953	Dibromomethane	7	U	
110758	2-Chloroethylvinylether	7	U	UJ
10061015	cis-1,3-dichloropropene	7	U	
108883	Toluene	7	U	
10061026	trans-1,3-Dichloropropene	7	U	
79-00-5	1,1,2-Trichloroethane	7	U	
108101	4-Methyl-2-pentanone	7	U	
106934	1,2-Dibromoethane	7	U	
591786	2-Hexanone	7	U	
142289	1,3-dichloropropane	7	U	
127184	Tetrachloroethene	7	U	

V-21

1A

VOLATILE ORGANICS ANALYSIS DATA SHEET

EPA SAMPLE NO.

EP-44

Lab Name: ACCREDITED LABS, INC. Contract: _____

Lab Code: _____ Case No.: 1499 SAS No.: _____ SDG No.: _____

Matrix: (soil/water) SOIL Lab Sample ID: 0306911

Sample wt/vol: 5.0 (g/ml) G Lab File ID: M0846.D

Level: (low/med) LOW Date Received: _____

% Moisture: not dec. 23.9 Date Analyzed: 7/25/03

GC Column: RTX-VM ID: 0.25 (mm) Dilution Factor: 1.0

Soil Extract Volume _____ (uL) Soil Aliquot Volume: _____ (uL)

CONCENTRATION UNITS:

CAS NO.	COMPOUND	(ug/L or ug/Kg) UG/KG	Q
124481	Dibromochloromethane	7	U
100414	Ethylbenzene	7	U
108907	Chlorobenzene	7	U
630206	1,1,1,2-Tetrachloroethane	7	U
1330207	m,p-Xylene	13	U
95476	o-Xylene	7	U
100425	Styrene	7	U
75252	Bromoform	7	U
98828	Isopropylbenzene	7	U
79345	1,1,2,2-Tetrachloroethane	7	U
96184	1,2,3-Trichloropropane	7	U
103651	n-Propyl benzene	7	U
108861	Bomobenzene	7	U
108678	1,3,5-Timethylbenzene	7	U
95498	2-Chlorotoluene	7	U
106434	4-Chlorotoluene	7	U
98066	tert-Butylbenzene	7	U
95636	1,2,4-Trimethylbenzene	7	U
135988	sec-Butylbenzene	7	U
99876	p-Isopropyltoluene	7	U
541731	1,3-Dichlorobenzene	7	U
106467	1,4-Dichlorobenzene	7	U
104518	n-Butylbenzene	7	U
95501	1,2-Dichlorobenzene	7	U
96128	1,2-Dibromo-3-Chloropropane	7	U
120821	1,2,4-Trichlorobenzene	7	U
87683	Hexachlorobutadiene	7	U
87616	1,2,3-Trichlorobenzene	7	U

V-22

1A

VOLATILE ORGANICS ANALYSIS DATA SHEET

EPA SAMPLE NO.

EP-45

Lab Name: ACCREDITED LABS, INC. Contract: _____

Lab Code: _____ Case No.: 1499 SAS No.: _____ SDG No.: _____

Matrix: (soil/water) SOIL Lab Sample ID: 0306913

Sample wt/vol: 5.0 (g/ml) G Lab File ID: M0861.D

Level: (low/med) LOW Date Received: _____

% Moisture: not dec. 23.8 Date Analyzed: 7/28/03

GC Column: RTX-VM ID: 0.25 (mm) Dilution Factor: 1.0

Soil Extract Volume _____ (uL) Soil Aliquot Volume: _____ (uL)

CONCENTRATION UNITS:

CAS NO.	COMPOUND	(ug/L or ug/Kg) UG/KG	Q	
107028	Acrolein	33	U	
107131	Acrylonitrile	11	U	
67641	Acetone	8	~~B~~	UJ
75718	Dichlorodifluoromethane	7	U	UJ
74873	Chloromethane	7	U	
67-64-1	Vinyl Chloride	7	U	
74839	Bromomethane	7	U	
75003	Chloroethane	7	U	
75694	Trichoroflouromethane	7	U	UJ
75354	1,1-Dichloroethene	7	U	
75150	Carbon disulfide	7	U	
75092	Methylene Chloride	18	~~B~~	U
156605	trans-1,2-Dichloroethene	7	U	
75343	1,1-Dichloroethane	7	U	
108054	Vinyl acetate	7	U	
590207	2,2-Dichloropropane	7	U	
789333	2-Butanone	7	U	
156592	cis-1,2-Dichloroethene	7	U	
67-66-3	Chloroform	7	U	
74975	Bromochloromethane	7	U	
71556	1,1,1-Trichloroethane	7	U	
563586	1,1-Dichloropropene	7	U	
56235	Carbon Tetrachloride	7	U	
107062	1,2-Dichloroethane	7	U	
71432	Benzene	7	U	
79016	Trichloroethene	7	U	
78875	1,2-Dichloropropane	7	U	
75274	Bromodichloromethane	7	U	
74953	Dibromomethane	7	U	
110758	2-Chloroethylvinylether	7	U	
10061015	cis-1,3-dichloropropene	7	U	
108883	Toluene	7	U	
10061026	trans-1,3-Dichloropropene	7	U	
79-00-5	1,1,2-Trichloroethane	7	U	
108101	4-Methyl-2-pentanone	7	U	
106934	1,2-Dibromoethane	7	U	
591786	2-Hexanone	7	U	
142289	1,3-dichloropropane	7	U	
127184	Tetrachloroethene	7	U	

Y-23

1A

VOLATILE ORGANICS ANALYSIS DATA SHEET

EPA SAMPLE NO.

EP-45

Lab Name: ACCREDITED LABS, INC. Contract:

Lab Code: Case No.: 1499 SAS No.: SDG No.:

Matrix: (soil/water) SOIL Lab Sample ID: 0306913

Sample wt/vol: 5.0 (g/ml) G Lab File ID: M0861.D

Level: (low/med) LOW Date Received:

% Moisture: not dec. 23.8 Date Analyzed: 7/28/03

GC Column: RTX-VM ID: 0.25 (mm) Dilution Factor: 1.0

Soil Extract Volume (uL) Soil Aliquot Volume: (uL)

CONCENTRATION UNITS:

CAS NO.	COMPOUND	(ug/L or ug/Kg) UG/KG	Q
124481	Dibromochloromethane	7	U
100414	Ethylbenzene	7	U
108907	Chlorobenzene	7	U
630206	1,1,1,2-Tetrachloroethane	7	U
1330207	m,p-Xylene	13	U
95476	o-Xylene	7	U
100425	Styrene	7	U
75252	Bromoform	7	U
98828	Isopropylbenzene	7	U
79345	1,1,2,2-Tetrachloroethane	7	U
96184	1,2,3-Trichloropropane	7	U
103651	n-Propyl benzene	7	U
108861	Bomobenzene	7	U
108678	1,3,5-Timethylbenzene	7	U
95498	2-Chlorotoluene	7	U
106434	4-Chlorotoluene	7	U
98066	tert-Butylbenzene	7	U
95636	1,2,4-Trimethylbenzene	7	U
135988	sec-Butylbenzene	7	U
99876	p-Isopropyltoluene	7	U
541731	1,3-Dichlorobenzene	7	U
106467	1,4-Dichlorobenzene	7	U
104518	n-Butylbenzene	7	U
95501	1,2-Dichlorobenzene	7	U
96128	1,2-Dibromo-3-Chloropropane	7	U
120821	1,2,4-Trichlorobenzene	7	U
87683	Hexachlorobutadiene	7	U
87616	1,2,3-Trichlorobenzene	7	U

V-24

1A

VOLATILE ORGANICS ANALYSIS DATA SHEET

EPA SAMPLE NO.

EP-46

Lab Name: ACCREDITED LABS, INC. Contract:

Lab Code: Case No.: 1499 SAS No.: SDG No.:

Matrix: (soil/water) SOIL Lab Sample ID: 0306915

Sample wt/vol: 5.0 (g/ml) G Lab File ID: M0848.D

Level: (low/med) LOW Date Received:

% Moisture: not dec. 5.5 Date Analyzed: 7/25/03

GC Column: RTX-VM ID: 0.25 (mm) Dilution Factor: 1.0

Soil Extract Volume (uL) Soil Aliquot Volume: (uL)

CONCENTRATION UNITS:

CAS NO.	COMPOUND	(ug/L or ug/Kg) UG/KG	Q	
107028	Acrolein	27	U	
107131	Acrylonitrile	8	U	
67641	Acetone	7	~~B~~	U
75718	Dichlorodifluoromethane	5	U	
74873	Chloromethane	5	U	
67-64-1	Vinyl Chloride	5	U	
74839	Bromomethane	5	U	
75003	Chloroethane	5	U	
75694	Trichoroflouromethane	5	U	UJ
75354	1,1-Dichloroethene	5	U	
75150	Carbon disulfide	5	U	
75092	Methylene Chloride	15	~~B~~	U
156605	trans-1,2-Dichloroethene	5	U	
75343	1,1-Dichloroethane	5	U	
108054	Vinyl acetate	5	U	
590207	2,2-Dichloropropane	5	U	
789333	2-Butanone	5	U	
156592	cis-1,2-Dichloroethene	5	U	
67-66-3	Chloroform	5	U	
74975	Bromochloromethane	5	U	
71556	1,1,1-Trichloroethane	5	U	
563586	1,1-Dichloropropene	5	U	
56235	Carbon Tetrachloride	5	U	
107062	1,2-Dichloroethane	5	U	
71432	Benzene	5	U	
79016	Trichloroethene	5	U	
78875	1,2-Dichloropropane	5	U	
75274	Bromodichloromethane	5	U	
74953	Dibromomethane	5	U	
110758	2-Chloroethylvinylether	5	U	UJ
10061015	cis-1,3-dichloropropene	5	U	
108883	Toluene	5	U	
10061026	trans-1,3-Dichloropropene	5	U	
79-00-5	1,1,2-Trichloroethane	5	U	
108101	4-Methyl-2-pentanone	5	U	
106934	1,2-Dibromoethane	5	U	
591786	2-Hexanone	5	U	
142289	1,3-dichloropropane	5	U	
127184	Tetrachloroethene	15		

V-25

1A

VOLATILE ORGANICS ANALYSIS DATA SHEET

EPA SAMPLE NO.

EP-46

Lab Name: ACCREDITED LABS, INC. Contract: _____

Lab Code: _____ Case No.: 1499 SAS No.: _____ SDG No.: _____

Matrix: (soil/water) SOIL Lab Sample ID: 0306915

Sample wt/vol: 5.0 (g/ml) G Lab File ID: M0848.D

Level: (low/med) LOW Date Received: _____

% Moisture: not dec. 5.5 Date Analyzed: 7/25/03

GC Column: RTX-VM ID: 0.25 (mm) Dilution Factor: 1.0

Soil Extract Volume _____ (uL) Soil Aliquot Volume: _____ (uL)

CONCENTRATION UNITS:

CAS NO.	COMPOUND	(ug/L or ug/Kg) UG/KG	Q
124481	Dibromochloromethane	5	U
100414	Ethylbenzene	5	U
108907	Chlorobenzene	5	U
630206	1,1,1,2-Tetrachloroethane	5	U
1330207	m,p-Xylene	11	U
95476	o-Xylene	5	U
100425	Styrene	5	U
75252	Bromoform	5	U
98828	Isopropylbenzene	5	U
79345	1,1,2,2-Tetrachloroethane	5	U
96184	1,2,3-Trichloropropane	5	U
103651	n-Propyl benzene	5	U
108861	Bomobenzene	5	U
108678	1,3,5-Timethylbenzene	5	U
95498	2-Chlorotoluene	5	U
106434	4-Chlorotoluene	5	U
98066	tert-Butylbenzene	5	U
95636	1,2,4-Trimethylbenzene	5	U
135988	sec-Butylbenzene	5	U
99876	p-Isopropyltoluene	5	U
541731	1,3-Dichlorobenzene	5	U
106467	1,4-Dichlorobenzene	5	U
104518	n-Butylbenzene	5	U
95501	1,2-Dichlorobenzene	5	U
96128	1,2-Dibromo-3-Chloropropane	5	U
120821	1,2,4-Trichlorobenzene	5	U
87683	Hexachlorobutadiene	5	U
87616	1,2,3-Trichlorobenzene	5	U

UJ

V-26

1A

VOLATILE ORGANICS ANALYSIS DATA SHEET

EPA SAMPLE NO.

EP-46 RE

Lab Name: ACCREDITED LABS, INC. Contract: _____

Lab Code: _____ Case No.: 1499 SAS No.: _____ SDG No.: _____

Matrix: (soil/water) SOIL Lab Sample ID: 0306915

Sample wt/vol: 5.0 (g/ml) G Lab File ID: M0863.D

Level: (low/med) LOW Date Received: _____

% Moisture: not dec. 5.5 Date Analyzed: 7/28/03

GC Column: RTX-VM ID: 0.25 (mm) Dilution Factor: 1.0

Soil Extract Volume _____ (uL) Soil Aliquot Volume: _____ (uL)

CONCENTRATION UNITS:

CAS NO.	COMPOUND	(ug/L or ug/Kg) UG/KG	Q	
107028	Acrolein	27	U	
107131	Acrylonitrile	8	U	
67641	Acetone	11	~~B~~	UJ
75718	Dichlorodifluoromethane	5	U	UJ
74873	Chloromethane	5	U	
67-64-1	Vinyl Chloride	5	U	
74839	Bromomethane	5	U	
75003	Chloroethane	5	U	
75694	Trichoroflouromethane	5	U	UJ
75354	1,1-Dichloroethene	5	U	
75150	Carbon disulfide	5	U	
75092	Methylene Chloride	20	~~B~~	U
156605	trans-1,2-Dichloroethene	5	U	
75343	1,1-Dichloroethane	5	U	
108054	Vinyl acetate	5	U	
590207	2,2-Dichloropropane	5	U	
789333	2-Butanone	5	U	
156592	cis-1,2-Dichloroethene	5	U	
67-66-3	Chloroform	5	U	
74975	Bromochloromethane	5	U	
71556	1,1,1-Trichloroethane	5	U	
563586	1,1-Dichloropropene	5	U	
56235	Carbon Tetrachloride	5	U	
107062	1,2-Dichloroethane	5	U	
71432	Benzene	5	U	
79016	Trichloroethene	5	U	
78875	1,2-Dichloropropane	5	U	
75274	Bromodichloromethane	5	U	
74953	Dibromomethane	5	U	
110758	2-Chloroethylvinylether	5	U	
10061015	cis-1,3-dichloropropene	5	U	
108883	Toluene	5	U	
10061026	trans-1,3-Dichloropropene	5	U	
79-00-5	1,1,2-Trichloroethane	5	U	
108101	4-Methyl-2-pentanone	5	U	
106934	1,2-Dibromoethane	5	U	
591786	2-Hexanone	5	U	
142289	1,3-dichloropropane	5	U	
127184	Tetrachloroethene	12		

V-27

1A

VOLATILE ORGANICS ANALYSIS DATA SHEET

EPA SAMPLE NO.

EP-46

Lab Name: ACCREDITED LABS, INC. Contract: _____

Lab Code: _____ Case No.: 1499 SAS No.: _____ SDG No.: _____

Matrix: (soil/water) SOIL Lab Sample ID: 0306915

Sample wt/vol: 5.0 (g/ml) G Lab File ID: M0863.D

Level: (low/med) LOW Date Received: _____

% Moisture: not dec. 5.5 Date Analyzed: 7/28/03

GC Column: RTX-VM ID: 0.25 (mm) Dilution Factor: 1.0

Soil Extract Volume _____ (uL) Soil Aliquot Volume: _____ (uL)

CONCENTRATION UNITS:

CAS NO.	COMPOUND	(ug/L or ug/Kg) UG/KG	Q
124481	Dibromochloromethane	5	U
100414	Ethylbenzene	5	U
108907	Chlorobenzene	5	U
630206	1,1,1,2-Tetrachloroethane	5	U
1330207	m,p-Xylene	11	U
95476	o-Xylene	5	U
100425	Styrene	5	U
75252	Bromoform	5	U
98828	Isopropylbenzene	5	U
79345	1,1,2,2-Tetrachloroethane	5	U
96184	1,2,3-Trichloropropane	5	U
103651	n-Propyl benzene	5	U
108861	Bomobenzene	5	U
108678	1,3,5-Timethylbenzene	5	U
95498	2-Chlorotoluene	5	U
106434	4-Chlorotoluene	5	U
98066	tert-Butylbenzene	5	U
95636	1,2,4-Trimethylbenzene	5	U
135988	sec-Butylbenzene	5	U
99876	p-Isopropyltoluene	5	U
541731	1,3-Dichlorobenzene	5	U
106467	1,4-Dichlorobenzene	5	U
104518	n-Butylbenzene	5	U
95501	1,2-Dichlorobenzene	5	U
96128	1,2-Dibromo-3-Chloropropane	5	U
120821	1,2,4-Trichlorobenzene	5	U
87683	Hexachlorobutadiene	5	U
87616	1,2,3-Trichlorobenzene	5	U

UJ

V-28

1A

VOLATILE ORGANICS ANALYSIS DATA SHEET

EPA SAMPLE NO.

EP-47

Lab Name: ACCREDITED LABS, INC. Contract: _____

Lab Code: _____ Case No.: 1499 SAS No.: _____ SDG No.: _____

Matrix: (soil/water) SOIL Lab Sample ID: 0306916

Sample wt/vol: 5.0 (g/ml) G Lab File ID: M0849.D

Level: (low/med) LOW Date Received: _____

% Moisture: not dec. 2.1 Date Analyzed: 7/25/03

GC Column: RTX-VM ID: 0.25 (mm) Dilution Factor: 1.0

Soil Extract Volume _____ (uL) Soil Aliquot Volume: _____ (uL)

CONCENTRATION UNITS:

CAS NO.	COMPOUND	(ug/L or ug/Kg) UG/KG	Q	
107028	Acrolein	26	U	
107131	Acrylonitrile	8	U	
67641	Acetone	6	~~B~~	U
75718	Dichlorodifluoromethane	5	U	
74873	Chloromethane	5	U	
67-64-1	Vinyl Chloride	5	U	
74839	Bromomethane	5	U	
75003	Chloroethane	5	U	
75694	Trichoroflouromethane	5	U	UJ
75354	1,1-Dichloroethene	5	U	
75150	Carbon disulfide	5	U	
75092	Methylene Chloride	9	~~B~~	U
156605	trans-1,2-Dichloroethene	5	U	
75343	1,1-Dichloroethane	5	U	
108054	Vinyl acetate	5	U	
590207	2,2-Dichloropropane	5	U	
789333	2-Butanone	5	U	
156592	cis-1,2-Dichloroethene	5	U	
67-66-3	Chloroform	5	U	
74975	Bromochloromethane	5	U	
71556	1,1,1-Trichloroethane	5	U	
563586	1,1-Dichloropropene	5	U	
56235	Carbon Tetrachloride	5	U	
107062	1,2-Dichloroethane	5	U	
71432	Benzene	5	U	
79016	Trichloroethene	5	U	
78875	1,2-Dichloropropane	5	U	
75274	Bromodichloromethane	5	U	
74953	Dibromomethane	5	U	
110758	2-Chloroethylvinylether	5	U	UJ
10061015	cis-1,3-dichloropropene	5	U	
108883	Toluene	5	U	
10061026	trans-1,3-Dichloropropene	5	U	
79-00-5	1,1,2-Trichloroethane	5	U	
108101	4-Methyl-2-pentanone	5	U	
106934	1,2-Dibromoethane	5	U	
591786	2-Hexanone	5	U	
142289	1,3-dichloropropane	5	U	
127184	Tetrachloroethene	5	U	

V-29

1A

VOLATILE ORGANICS ANALYSIS DATA SHEET

EPA SAMPLE NO.

EP-47

Lab Name: ACCREDITED LABS, INC. Contract: _____

Lab Code: _____ Case No.: 1499 SAS No.: _____ SDG No.: _____

Matrix: (soil/water) SOIL Lab Sample ID: 0306916

Sample wt/vol: 5.0 (g/ml) G Lab File ID: M0849.D

Level: (low/med) LOW Date Received: _____

% Moisture: not dec. 2.1 Date Analyzed: 7/25/03

GC Column: RTX-VM ID: 0.25 (mm) Dilution Factor: 1.0

Soil Extract Volume _____ (uL) Soil Aliquot Volume: _____ (uL)

CONCENTRATION UNITS:

CAS NO.	COMPOUND	(ug/L or ug/Kg) UG/KG	Q
124481	Dibromochloromethane	5	U
100414	Ethylbenzene	5	U
108907	Chlorobenzene	5	U
630206	1,1,1,2-Tetrachloroethane	5	U
1330207	m,p-Xylene	10	U
95476	o-Xylene	5	U
100425	Styrene	5	U
75252	Bromoform	5	U
98828	Isopropylbenzene	5	U
79345	1,1,2,2-Tetrachloroethane	5	U
96184	1,2,3-Trichloropropane	5	U
103651	n-Propyl benzene	5	U
108861	Bomobenzene	5	U
108678	1,3,5-Timethylbenzene	5	U
95498	2-Chlorotoluene	5	U
106434	4-Chlorotoluene	5	U
98066	tert-Butylbenzene	5	U
95636	1,2,4-Trimethylbenzene	1	J
135988	sec-Butylbenzene	5	U
99876	p-Isopropyltoluene	5	U
541731	1,3-Dichlorobenzene	5	U
106467	1,4-Dichlorobenzene	5	U
104518	n-Butylbenzene	5	U
95501	1,2-Dichlorobenzene	5	U
96128	1,2-Dibromo-3-Chloropropane	5	U
120821	1,2,4-Trichlorobenzene	5	U
87683	Hexachlorobutadiene	5	U
87616	1,2,3-Trichlorobenzene	5	U

V-30

1A

VOLATILE ORGANICS ANALYSIS DATA SHEET

EPA SAMPLE NO.

EP-48

Lab Name: ACCREDITED LABS, INC. Contract:

Lab Code: Case No.: 1499 SAS No.: SDG No.:

Matrix: (soil/water) SOIL Lab Sample ID: 0306917

Sample wt/vol: 5.0 (g/ml) G Lab File ID: M0850.D

Level: (low/med) LOW Date Received:

% Moisture: not dec. 2.9 Date Analyzed: 7/25/03

GC Column: RTX-VM ID: 0.25 (mm) Dilution Factor: 1.0

Soil Extract Volume (uL) Soil Aliquot Volume: (uL)

CONCENTRATION UNITS:

CAS NO.	COMPOUND	(ug/L or ug/Kg) UG/KG	Q	
107028	Acrolein	26	U	
107131	Acrylonitrile	8	U	
67641	Acetone	16	~~B~~	U
75718	Dichlorodifluoromethane	5	U	
74873	Chloromethane	5	U	
67-64-1	Vinyl Chloride	5	U	
74839	Bromomethane	5	U	
75003	Chloroethane	5	U	
75694	Trichoroflouromethane	5	U	UJ
75354	1,1-Dichloroethene	5	U	
75150	Carbon disulfide	5	U	
75092	Methylene Chloride	10	~~B~~	U
156605	trans-1,2-Dichloroethene	5	U	
75343	1,1-Dichloroethane	5	U	
108054	Vinyl acetate	5	U	
590207	2,2-Dichloropropane	5	U	
789333	2-Butanone	5 ~~2~~	~~J~~	U
156592	cis-1,2-Dichloroethene	5	U	
67-66-3	Chloroform	5	U	
74975	Bromochloromethane	5	U	
71556	1,1,1-Trichloroethane	5	U	
563586	1,1-Dichloropropene	5	U	
56235	Carbon Tetrachloride	5	U	
107062	1,2-Dichloroethane	5	U	
71432	Benzene	5	U	
79016	Trichloroethene	5	U	
78875	1,2-Dichloropropane	5	U	
75274	Bromodichloromethane	5	U	
74953	Dibromomethane	5	U	
110758	2-Chloroethylvinylether	5	U	UJ
10061015	cis-1,3-dichloropropene	5	U	
108883	Toluene	5	U	
10061026	trans-1,3-Dichloropropene	5	U	
79-00-5	1,1,2-Trichloroethane	5	U	
108101	4-Methyl-2-pentanone	5	U	
106934	1,2-Dibromoethane	5	U	
591786	2-Hexanone	5	U	
142289	1,3-dichloropropane	5	U	
127184	Tetrachloroethene	1	J	

V-31

1A

VOLATILE ORGANICS ANALYSIS DATA SHEET

EPA SAMPLE NO.

EP-48

Lab Name: ACCREDITED LABS, INC. Contract:

Lab Code: Case No.: 1499 SAS No.: SDG No.:

Matrix: (soil/water) SOIL Lab Sample ID: 0306917

Sample wt/vol: 5.0 (g/ml) G Lab File ID: M0850.D

Level: (low/med) LOW Date Received:

% Moisture: not dec. 2.9 Date Analyzed: 7/25/03

GC Column: RTX-VM ID: 0.25 (mm) Dilution Factor: 1.0

Soil Extract Volume (uL) Soil Aliquot Volume: (uL)

CONCENTRATION UNITS:

CAS NO.	COMPOUND	(ug/L or ug/Kg) UG/KG	Q
124481	Dibromochloromethane	5	U
100414	Ethylbenzene	5	U
108907	Chlorobenzene	5	U
630206	1,1,1,2-Tetrachloroethane	5	U
1330207	m,p-Xylene	10	U
95476	o-Xylene	5	U
100425	Styrene	5	U
75252	Bromoform	5	U
98828	Isopropylbenzene	5	U
79345	1,1,2,2-Tetrachloroethane	5	U
96184	1,2,3-Trichloropropane	5	U
103651	n-Propyl benzene	5	U
108861	Bomobenzene	5	U
108678	1,3,5-Timethylbenzene	5	U
95498	2-Chlorotoluene	5	U
106434	4-Chlorotoluene	5	U
98066	tert-Butylbenzene	5	U
95636	1,2,4-Trimethylbenzene	5	U
135988	sec-Butylbenzene	5	U
99876	p-Isopropyltoluene	5	U
541731	1,3-Dichlorobenzene	5	U
106467	1,4-Dichlorobenzene	5	U
104518	n-Butylbenzene	5	U
95501	1,2-Dichlorobenzene	5	U
96128	1,2-Dibromo-3-Chloropropane	5	U
120821	1,2,4-Trichlorobenzene	5	U
87683	Hexachlorobutadiene	5	U
87616	1,2,3-Trichlorobenzene	5	U

V-32

1B

EPA SAMPLE NO.

SEMIVOLATILE ORGANICS ANALYSIS DATA SHEET

EP-43

Lab Name: ACCREDITED LABS INC. Contract: _____

Lab Code: _____ Case No.: 1499 SAS No.: _____ SDG No.: _____

Matrix: (soil/water) SOIL Lab Sample ID: 0306909

Sample wt/vol: 30 (g/ml) G Lab File ID: E3442.D

Level: (low/med) LOW Date Received: _____

% Moisture: 21.7 decanted:(Y/N) N Date Extracted: 7/23/03

Concentrated Extract Volume: 1000 (uL) Date Analyzed: 7/24/03

Injection Volume: 1.0 (uL) Dilution Factor: 1.0

GPC Cleanup: (Y/N) N pH: _____

CONCENTRATION UNITS:

CAS NO.	COMPOUND	(ug/L or ug/Kg) UG/KG	Q	
000062-75-9	N-Nitrosodimethylamine	430	U	UJ
108-95-2	Phenol	430	U	
111-44-4	bis(2-Chloroethyl)ether	430	U	
95-57-8	2-Chlorophenol	430	U	
541-73-1	1,3-Dichlorobenzene	430	U	
106-46-7	1,4-Dichlorobenzene	430	U	
100-51-6	Benzyl alcohol	430	U	
95-50-1	1,2-Dichlorobenzene	430	U	
95-48-7	2-Methylphenol	430	U	
108-60-1	bis(2-chloroisopropyl)ether	430	U	
108-39-4	3&4-Methylphenol	430	U	
621-64-7	N-Nitroso-di-n-propylamine	430	U	
67-72-1	Hexachloroethane	430	U	
98-95-3	Nitrobenzene	430	U	
78-59-1	Isophorone	430	U	
88-75-5	2-Nitrophenol	430	U	
105-67-9	2,4-Dimethylphenol	430	U	
000065-85-0	Benzoic Acid	2100	U	UJ
111-91-1	bis(2-Chloroethoxy)methane	430	U	
120-83-2	2,4-Dichlorophenol	430	U	
120-82-1	1,2,4-Trichlorobenzene	430	U	
91-20-3	Naphthalene	430	U	
106-47-8	4-Chloroaniline	430	U	
87-68-3	Hexachlorobutadiene	430	U	
59-50-7	4-Chloro-3-methylphenol	430	U	
91-57-6	2-Methylnaphthalene	430	U	UJ
77-47-4	Hexachlorocyclopentadiene	430	U	UJ
88-06-2	2,4,6-Trichlorophenol	430	U	
95-95-4	2,4,5-Trichlorophenol	430	U	
91-58-7	2-Chloronaphthalene	430	U	
88-74-4	2-Nitroaniline	430	U	
131-11-3	Dimethylphthalate	430	U	
208-96-8	Acenaphthylene	430	U	
99-09-2	3-Nitroaniline	430	U	
83-32-9	Acenaphthene	430	U	
51-28-5	2,4-Dinitrophenol	430	U	UJ
100-02-7	4-Nitrophenol	430	U	

SV-18

1C

SEMIVOLATILE ORGANICS ANALYSIS DATA SHEET

EPA SAMPLE NO.

EP-43

Lab Name: ACCREDITED LABS INC. Contract: _____

Lab Code: _____ Case No.: 1499 SAS No.: _____ SDG No.: _____

Matrix: (soil/water) SOIL Lab Sample ID: 0306909

Sample wt/vol: 30 (g/ml) G Lab File ID: E3442.D

Level: (low/med) LOW Date Received: _____

% Moisture: 21.7 decanted:(Y/N) N Date Extracted: 7/23/03

Concentrated Extract Volume: 1000 (uL) Date Analyzed: 7/24/03

Injection Volume: 1.0 (uL) Dilution Factor: 1.0

GPC Cleanup: (Y/N) N pH: _____

CONCENTRATION UNITS:

CAS NO.	COMPOUND	(ug/L or ug/Kg) UG/KG	Q
132-64-9	Dibenzofuran	430	U
606-20-2	2,6-Dinitrotoluene	430	U
121-14-2	2,4-Dinitrotoluene	430	U
84-66-2	Diethylphthalate	430	U
7005-72-3	4-Chlorophenyl-phenylether	430	U
86-73-7	Fluorene	430	U
100-01-6	4-Nitroaniline	430	U
534-52-1	4,6-Dinitro-2-methylphenol	430	U
86-30-6	n-Nitrosodiphenylamine	430	U
101-55-3	4-Bromophenyl-phenylether	430	U
118-74-1	Hexachlorobenzene	430	U
87-86-5	Pentachlorophenol	430	U
85-01-8	Phenanthrene	430	U
120-12-7	Anthracene	430	U
84-74-2	Di-n-butylphthalate	430	U
206-44-0	Fluoranthene	430	U
129-00-0	Pyrene	430	U
85-68-7	Butylbenzylphthalate	430	U
91-94-1	3,3'-Dichlorobenzidine	430	U
56-55-3	Benzo[a]anthracene	430	U
117-81-7	bis(2-Ethylhexyl)phthalate	430	U
218-01-9	Chrysene	430	U
117-84-0	Di-n-octylphthalate	430	U
205-99-2	Benzo[b]fluoranthene	430	U
207-08-9	Benzo[k]fluoranthene	430	U
50-32-8	Benzo[a]pyrene	430	U
193-39-5	Indeno[1,2,3-cd]pyrene	430	U
53-70-3	Dibenz[a,h]anthracene	430	U
191-24-2	Benzo[g,h,i]perylene	430	U

SV-19

1B

SEMIVOLATILE ORGANICS ANALYSIS DATA SHEET

EPA SAMPLE NO.

EP-44

Lab Name: ACCREDITED LABS INC. Contract: _____

Lab Code: _____ Case No.: 1499 SAS No.: _____ SDG No.: _____

Matrix: (soil/water) SOIL Lab Sample ID: 0306911

Sample wt/vol: 30 (g/ml) G Lab File ID: E3443.D

Level: (low/med) LOW Date Received: _____

% Moisture: 23.9 decanted:(Y/N) N Date Extracted: 7/23/03

Concentrated Extract Volume: 1000 (uL) Date Analyzed: 7/24/03

Injection Volume: 1.0 (uL) Dilution Factor: 1.0

GPC Cleanup: (Y/N) N pH: _____

CONCENTRATION UNITS:

CAS NO.	COMPOUND	(ug/L or ug/Kg) UG/KG	Q	
000062-75-9	N-Nitrosodimethylamine	440	U	UJ
108-95-2	Phenol	440	U	
111-44-4	bis(2-Chloroethyl)ether	440	U	
95-57-8	2-Chlorophenol	440	U	
541-73-1	1,3-Dichlorobenzene	440	U	
106-46-7	1,4-Dichlorobenzene	440	U	
100-51-6	Benzyl alcohol	440	U	
95-50-1	1,2-Dichlorobenzene	440	U	
95-48-7	2-Methylphenol	440	U	
108-60-1	bis(2-chloroisopropyl)ether	440	U	
108-39-4	3&4-Methylphenol	440	U	
621-64-7	N-Nitroso-di-n-propylamine	440	U	
67-72-1	Hexachloroethane	440	U	
98-95-3	Nitrobenzene	440	U	
78-59-1	Isophorone	440	U	
88-75-5	2-Nitrophenol	440	U	
105-67-9	2,4-Dimethylphenol	440	U	
000065-85-0	Benzoic Acid	2200	U	UJ
111-91-1	bis(2-Chloroethoxy)methane	440	U	
120-83-2	2,4-Dichlorophenol	440	U	
120-82-1	1,2,4-Trichlorobenzene	440	U	
91-20-3	Naphthalene	440	U	
106-47-8	4-Chloroaniline	440	U	
87-68-3	Hexachlorobutadiene	440	U	
59-50-7	4-Chloro-3-methylphenol	440	U	
91-57-6	2-Methylnaphthalene	440	U	UJ
77-47-4	Hexachlorocyclopentadiene	440	U	UJ
88-06-2	2,4,6-Trichlorophenol	440	U	
95-95-4	2,4,5-Trichlorophenol	440	U	
91-58-7	2-Chloronaphthalene	440	U	
88-74-4	2-Nitroaniline	440	U	
131-11-3	Dimethylphthalate	440	U	
208-96-8	Acenaphthylene	440	U	
99-09-2	3-Nitroaniline	440	U	
83-32-9	Acenaphthene	440	U	
51-28-5	2,4-Dinitrophenol	440	U	UJ
100-02-7	4-Nitrophenol	440	U	

SV-20

1C

SEMIVOLATILE ORGANICS ANALYSIS DATA SHEET

EPA SAMPLE NO.

EP-44

Lab Name: ACCREDITED LABS INC. Contract: _____

Lab Code: _____ Case No.: 1499 SAS No.: _____ SDG No.: _____

Matrix: (soil/water) SOIL Lab Sample ID: 0306911

Sample wt/vol: 30 (g/ml) G Lab File ID: E3443.D

Level: (low/med) LOW Date Received: _____

% Moisture: 23.9 decanted:(Y/N) N Date Extracted: 7/23/03

Concentrated Extract Volume: 1000 (uL) Date Analyzed: 7/24/03

Injection Volume: 1.0 (uL) Dilution Factor: 1.0

GPC Cleanup: (Y/N) N pH: _____

CONCENTRATION UNITS:

CAS NO.	COMPOUND	(ug/L or ug/Kg) UG/KG	Q
132-64-9	Dibenzofuran	440	U
606-20-2	2,6-Dinitrotoluene	440	U
121-14-2	2,4-Dinitrotoluene	440	U
84-66-2	Diethylphthalate	440	U
7005-72-3	4-Chlorophenyl-phenylether	440	U
86-73-7	Fluorene	440	U
100-01-6	4-Nitroaniline	440	U
534-52-1	4,6-Dinitro-2-methylphenol	440	U
86-30-6	n-Nitrosodiphenylamine	440	U
101-55-3	4-Bromophenyl-phenylether	440	U
118-74-1	Hexachlorobenzene	440	U
87-86-5	Pentachlorophenol	440	U
85-01-8	Phenanthrene	440	U
120-12-7	Anthracene	440	U
84-74-2	Di-n-butylphthalate	440	U
206-44-0	Fluoranthene	440	U
129-00-0	Pyrene	440	U
85-68-7	Butylbenzylphthalate	440	U
91-94-1	3,3'-Dichlorobenzidine	440	U
56-55-3	Benzo[a]anthracene	440	U
117-81-7	bis(2-Ethylhexyl)phthalate	440	U
218-01-9	Chrysene	440	U
117-84-0	Di-n-octylphthalate	440	U
205-99-2	Benzo[b]fluoranthene	440	U
207-08-9	Benzo[k]fluoranthene	440	U
50-32-8	Benzo[a]pyrene	440	U
193-39-5	Indeno[1,2,3-cd]pyrene	440	U
53-70-3	Dibenz[a,h]anthracene	440	U
191-24-2	Benzo[g,h,i]perylene	440	U

SV-21

1B

SEMIVOLATILE ORGANICS ANALYSIS DATA SHEET

EPA SAMPLE NO.

EP-45

Lab Name: ACCREDITED LABS INC. Contract: _____

Lab Code: _____ Case No.: 1499 SAS No.: _____ SDG No.: _____

Matrix: (soil/water) SOIL Lab Sample ID: 0306913

Sample wt/vol: 30 (g/ml) G Lab File ID: E3444.D

Level: (low/med) LOW Date Received: _____

% Moisture: 23.8 decanted:(Y/N) N Date Extracted: 7/23/03

Concentrated Extract Volume: 1000 (uL) Date Analyzed: 7/24/03

Injection Volume: 1.0 (uL) Dilution Factor: 1.0

GPC Cleanup: (Y/N) N pH: _____

CONCENTRATION UNITS:

CAS NO.	COMPOUND	(ug/L or ug/Kg) UG/KG	Q	
000062-75-9	N-Nitrosodimethylamine	440	U	UJ
108-95-2	Phenol	440	U	
111-44-4	bis(2-Chloroethyl)ether	440	U	
95-57-8	2-Chlorophenol	440	U	
541-73-1	1,3-Dichlorobenzene	440	U	
106-46-7	1,4-Dichlorobenzene	440	U	
100-51-6	Benzyl alcohol	440	U	
95-50-1	1,2-Dichlorobenzene	440	U	
95-48-7	2-Methylphenol	440	U	
108-60-1	bis(2-chloroisopropyl)ether	440	U	
108-39-4	3&4-Methylphenol	440	U	
621-64-7	N-Nitroso-di-n-propylamine	440	U	
67-72-1	Hexachloroethane	440	U	
98-95-3	Nitrobenzene	440	U	
78-59-1	Isophorone	440	U	
88-75-5	2-Nitrophenol	440	U	
105-67-9	2,4-Dimethylphenol	440	U	
000065-85-0	Benzoic Acid	2200	U	UJ
111-91-1	bis(2-Chloroethoxy)methane	440	U	
120-83-2	2,4-Dichlorophenol	440	U	
120-82-1	1,2,4-Trichlorobenzene	440	U	
91-20-3	Naphthalene	440	U	
106-47-8	4-Chloroaniline	440	U	
87-68-3	Hexachlorobutadiene	440	U	
59-50-7	4-Chloro-3-methylphenol	440	U	
91-57-6	2-Methylnaphthalene	440	U	UJ
77-47-4	Hexachlorocyclopentadiene	440	U	UJ
88-06-2	2,4,6-Trichlorophenol	440	U	
95-95-4	2,4,5-Trichlorophenol	440	U	
91-58-7	2-Chloronaphthalene	440	U	
88-74-4	2-Nitroaniline	440	U	
131-11-3	Dimethylphthalate	440	U	
208-96-8	Acenaphthylene	440	U	
99-09-2	3-Nitroaniline	440	U	
83-32-9	Acenaphthene	440	U	
51-28-5	2,4-Dinitrophenol	440	U	UJ
100-02-7	4-Nitrophenol	440	U	

SV-22

1C

SEMIVOLATILE ORGANICS ANALYSIS DATA SHEET

EPA SAMPLE NO.

EP-45

Lab Name: ACCREDITED LABS INC. Contract: _____

Lab Code: _____ Case No.: 1499 SAS No.: _____ SDG No.: _____

Matrix: (soil/water) SOIL Lab Sample ID: 0306913

Sample wt/vol: 30 (g/ml) G Lab File ID: E3444.D

Level: (low/med) LOW Date Received: _____

% Moisture: 23.8 decanted:(Y/N) N Date Extracted: 7/23/03

Concentrated Extract Volume: 1000 (uL) Date Analyzed: 7/24/03

Injection Volume: 1.0 (uL) Dilution Factor: 1.0

GPC Cleanup: (Y/N) N pH: _____

CONCENTRATION UNITS:

CAS NO.	COMPOUND	(ug/L or ug/Kg) UG/KG	Q
132-64-9	Dibenzofuran	440	U
606-20-2	2,6-Dinitrotoluene	440	U
121-14-2	2,4-Dinitrotoluene	440	U
84-66-2	Diethylphthalate	440	U
7005-72-3	4-Chlorophenyl-phenylether	440	U
86-73-7	Fluorene	440	U
100-01-6	4-Nitroaniline	440	U
534-52-1	4,6-Dinitro-2-methylphenol	440	U
86-30-6	n-Nitrosodiphenylamine	440	U
101-55-3	4-Bromophenyl-phenylether	440	U
118-74-1	Hexachlorobenzene	440	U
87-86-5	Pentachlorophenol	440	U
85-01-8	Phenanthrene	440	U
120-12-7	Anthracene	440	U
84-74-2	Di-n-butylphthalate	440	U
206-44-0	Fluoranthene	440	U
129-00-0	Pyrene	440	U
85-68-7	Butylbenzylphthalate	440	U
91-94-1	3,3'-Dichlorobenzidine	440	U
56-55-3	Benzo[a]anthracene	440	U
117-81-7	bis(2-Ethylhexyl)phthalate	440	U
218-01-9	Chrysene	440	U
117-84-0	Di-n-octylphthalate	440	U
205-99-2	Benzo[b]fluoranthene	440	U
207-08-9	Benzo[k]fluoranthene	440	U
50-32-8	Benzo[a]pyrene	440	U
193-39-5	Indeno[1,2,3-cd]pyrene	440	U
53-70-3	Dibenz[a,h]anthracene	440	U
191-24-2	Benzo[g,h,i]perylene	440	U

SV-23

1B

SEMIVOLATILE ORGANICS ANALYSIS DATA SHEET

EPA SAMPLE NO.

EP-46

Lab Name: ACCREDITED LABS INC. Contract: _____

Lab Code: _____ Case No.: 1499 SAS No.: _____ SDG No.: _____

Matrix: (soil/water) SOIL Lab Sample ID: 0306915

Sample wt/vol: 30 (g/ml) G Lab File ID: E3468.D

Level: (low/med) LOW Date Received: _____

% Moisture: 5.5 decanted:(Y/N) N Date Extracted: 7/23/03

Concentrated Extract Volume: 1000 (uL) Date Analyzed: 7/25/03

Injection Volume: 1.0 (uL) Dilution Factor: 5.0

GPC Cleanup: (Y/N) N pH: _____

CONCENTRATION UNITS:

CAS NO.	COMPOUND	(ug/L or ug/Kg) UG/KG	Q	
000062-75-9	N-Nitrosodimethylamine	1800	U	
108-95-2	Phenol	1800	U	
111-44-4	bis(2-Chloroethyl)ether	1800	U	
95-57-8	2-Chlorophenol	1800	U	
541-73-1	1,3-Dichlorobenzene	1800	U	
106-46-7	1,4-Dichlorobenzene	1800	U	
100-51-6	Benzyl alcohol	1800	U	
95-50-1	1,2-Dichlorobenzene	1800	U	
95-48-7	2-Methylphenol	1800	U	
108-60-1	bis(2-chloroisopropyl)ether	1800	U	
108-39-4	3&4-Methylphenol	1800	U	
621-64-7	N-Nitroso-di-n-propylamine	1800	U	
67-72-1	Hexachloroethane	1800	U	
98-95-3	Nitrobenzene	1800	U	
78-59-1	Isophorone	1800	U	
88-75-5	2-Nitrophenol	1800	U	
105-67-9	2,4-Dimethylphenol	1800	U	
000065-85-0	Benzoic Acid	8900	U	UJ
111-91-1	bis(2-Chloroethoxy)methane	1800	U	
120-83-2	2,4-Dichlorophenol	1800	U	
120-82-1	1,2,4-Trichlorobenzene	1800	U	
91-20-3	Naphthalene	1800	U	
106-47-8	4-Chloroaniline	1800	U	
87-68-3	Hexachlorobutadiene	1800	U	
59-50-7	4-Chloro-3-methylphenol	1800	U	
91-57-6	2-Methylnaphthalene	1800	U	UJ
77-47-4	Hexachlorocyclopentadiene	1800	U	
88-06-2	2,4,6-Trichlorophenol	1800	U	
95-95-4	2,4,5-Trichlorophenol	1800	U	
91-58-7	2-Chloronaphthalene	1800	U	
88-74-4	2-Nitroaniline	1800	U	
131-11-3	Dimethylphthalate	1800	U	
208-96-8	Acenaphthylene	1800	U	
99-09-2	3-Nitroaniline	1800	U	
83-32-9	Acenaphthene	1800	U	
51-28-5	2,4-Dinitrophenol	1800	U	UJ
100-02-7	4-Nitrophenol	1800	U	UJ SV-24

1C

SEMIVOLATILE ORGANICS ANALYSIS DATA SHEET

EPA SAMPLE NO.

EP-46

Lab Name: ACCREDITED LABS INC. Contract: _____

Lab Code: _____ Case No.: 1499 SAS No.: _____ SDG No.: _____

Matrix: (soil/water) SOIL Lab Sample ID: 0306915

Sample wt/vol: 30 (g/ml) G Lab File ID: E3468.D

Level: (low/med) LOW Date Received: _____

% Moisture: 5.5 decanted:(Y/N) N Date Extracted: 7/23/03

Concentrated Extract Volume: 1000 (uL) Date Analyzed: 7/25/03

Injection Volume: 1.0 (uL) Dilution Factor: 5.0

GPC Cleanup: (Y/N) N pH: _____

CONCENTRATION UNITS:

CAS NO.	COMPOUND	(ug/L or ug/Kg) UG/KG	Q	
132-64-9	Dibenzofuran	1800	U	
606-20-2	2,6-Dinitrotoluene	1800	U	
121-14-2	2,4-Dinitrotoluene	1800	U	
84-66-2	Diethylphthalate	1800	U	
7005-72-3	4-Chlorophenyl-phenylether	1800	U	
86-73-7	Fluorene	1800	U	
100-01-6	4-Nitroaniline	1800	U	
534-52-1	4,6-Dinitro-2-methylphenol	1800	U	
86-30-6	n-Nitrosodiphenylamine	1800	U	
101-55-3	4-Bromophenyl-phenylether	1800	U	
118-74-1	Hexachlorobenzene	1800	U	
87-86-5	Pentachlorophenol	1800	U	
85-01-8	Phenanthrene	1800	U	
120-12-7	Anthracene	1800	U	
84-74-2	Di-n-butylphthalate	1800	U	
206-44-0	Fluoranthene	1800	U	
129-00-0	Pyrene	1800	U	
85-68-7	Butylbenzylphthalate	1800	U	
91-94-1	3,3'-Dichlorobenzidine	1800	U	
56-55-3	Benzo[a]anthracene	1800	U	
117-81-7	bis(2-Ethylhexyl)phthalate	1300	JD	
218-01-9	Chrysene	1800	U	
117-84-0	Di-n-octylphthalate	1800	U	
205-99-2	Benzo[b]fluoranthene	1800	U	
207-08-9	Benzo[k]fluoranthene	1800	U	
50-32-8	Benzo[a]pyrene	1800	U	
193-39-5	Indeno[1,2,3-cd]pyrene	1800	U	UJ
53-70-3	Dibenz[a,h]anthracene	1800	U	UJ
191-24-2	Benzo[g,h,i]perylene	1800	U	UJ

SV-25

1B

SEMIVOLATILE ORGANICS ANALYSIS DATA SHEET

EPA SAMPLE NO.

EP-46DL

Lab Name: ACCREDITED LABS INC. Contract:

Lab Code: Case No.: 1499 SAS No.: SDG No.:

Matrix: (soil/water) SOIL Lab Sample ID: 0306915DL

Sample wt/vol: 30 (g/ml) G Lab File ID: E3467.D

Level: (low/med) LOW Date Received:

% Moisture: 5.5 decanted:(Y/N) N Date Extracted: 7/23/03

Concentrated Extract Volume: 1000 (uL) Date Analyzed: 7/25/03

Injection Volume: 1.0 (uL) Dilution Factor: 20.0

GPC Cleanup: (Y/N) N pH:

CONCENTRATION UNITS:

CAS NO.	COMPOUND	(ug/L or ug/Kg) UG/KG	Q	
000062-75-9	N-Nitrosodimethylamine	7100	U	
108-95-2	Phenol	7100	U	
111-44-4	bis(2-Chloroethyl)ether	7100	U	
95-57-8	2-Chlorophenol	7100	U	
541-73-1	1,3-Dichlorobenzene	7100	U	
106-46-7	1,4-Dichlorobenzene	7100	U	
100-51-6	Benzyl alcohol	7100	U	
95-50-1	1,2-Dichlorobenzene	7100	U	
95-48-7	2-Methylphenol	7100	U	
108-60-1	bis(2-chloroisopropyl)ether	7100	U	
108-39-4	3&4-Methylphenol	7100	U	
621-64-7	N-Nitroso-di-n-propylamine	7100	U	
67-72-1	Hexachloroethane	7100	U	
98-95-3	Nitrobenzene	7100	U	
78-59-1	Isophorone	7100	U	
88-75-5	2-Nitrophenol	7100	U	
105-67-9	2,4-Dimethylphenol	7100	U	
000065-85-0	Benzoic Acid	35000	U	UJ
111-91-1	bis(2-Chloroethoxy)methane	7100	U	
120-83-2	2,4-Dichlorophenol	7100	U	
120-82-1	1,2,4-Trichlorobenzene	7100	U	
91-20-3	Naphthalene	7100	U	
106-47-8	4-Chloroaniline	7100	U	
87-68-3	Hexachlorobutadiene	7100	U	
59-50-7	4-Chloro-3-methylphenol	7100	U	
91-57-6	2-Methylnaphthalene	7100	U	UJ
77-47-4	Hexachlorocyclopentadiene	7100	U	
88-06-2	2,4,6-Trichlorophenol	7100	U	
95-95-4	2,4,5-Trichlorophenol	7100	U	
91-58-7	2-Chloronaphthalene	7100	U	
88-74-4	2-Nitroaniline	7100	U	
131-11-3	Dimethylphthalate	7100	U	
208-96-8	Acenaphthylene	7100	U	
99-09-2	3-Nitroaniline	7100	U	
83-32-9	Acenaphthene	7100	U	
51-28-5	2,4-Dinitrophenol	7100	U	UJ
100-02-7	4-Nitrophenol	7100	U	UJ SV-26

1C

SEMIVOLATILE ORGANICS ANALYSIS DATA SHEET

EPA SAMPLE NO.

EP-46DL

Lab Name: ACCREDITED LABS INC. Contract: _____

Lab Code: _____ Case No.: 1499 SAS No.: _____ SDG No.: _____

Matrix: (soil/water) SOIL Lab Sample ID: 0306915DL

Sample wt/vol: 30 (g/ml) G Lab File ID: E3467.D

Level: (low/med) LOW Date Received: _____

% Moisture: 5.5 decanted:(Y/N) N Date Extracted: 7/23/03

Concentrated Extract Volume: 1000 (uL) Date Analyzed: 7/25/03

Injection Volume: 1.0 (uL) Dilution Factor: 20.0

GPC Cleanup: (Y/N) N pH: _____

CONCENTRATION UNITS:

CAS NO.	COMPOUND	(ug/L or ug/Kg) UG/KG	Q
132-64-9	Dibenzofuran	7100	U
606-20-2	2,6-Dinitrotoluene	7100	U
121-14-2	2,4-Dinitrotoluene	7100	U
84-66-2	Diethylphthalate	7100	U
7005-72-3	4-Chlorophenyl-phenylether	7100	U
86-73-7	Fluorene	7100	U
100-01-6	4-Nitroaniline	7100	U
534-52-1	4,6-Dinitro-2-methylphenol	7100	U
86-30-6	n-Nitrosodiphenylamine	7100	U
101-55-3	4-Bromophenyl-phenylether	7100	U
118-74-1	Hexachlorobenzene	7100	U
87-86-5	Pentachlorophenol	7100	U
85-01-8	Phenanthrene	7100	U
120-12-7	Anthracene	7100	U
84-74-2	Di-n-butylphthalate	7100	U
206-44-0	Fluoranthene	7100	U
129-00-0	Pyrene	7100	U
85-68-7	Butylbenzylphthalate	7100	U
91-94-1	3,3'-Dichlorobenzidine	7100	U
56-55-3	Benzo[a]anthracene	7100	U
117-81-7	bis(2-Ethylhexyl)phthalate	1500	JD
218-01-9	Chrysene	7100	U
117-84-0	Di-n-octylphthalate	7100	U
205-99-2	Benzo[b]fluoranthene	7100	U
207-08-9	Benzo[k]fluoranthene	7100	U
50-32-8	Benzo[a]pyrene	7100	U
193-39-5	Indeno[1,2,3-cd]pyrene	7100	U
53-70-3	Dibenz[a,h]anthracene	7100	U
191-24-2	Benzo[g,h,i]perylene	7100	U

SV-27

1B

SEMIVOLATILE ORGANICS ANALYSIS DATA SHEET

EPA SAMPLE NO.

EP-47

Lab Name: ACCREDITED LABS INC. Contract: _____

Lab Code: _____ Case No.: 1499 SAS No.: _____ SDG No.: _____

Matrix: (soil/water) SOIL Lab Sample ID: 0306916

Sample wt/vol: 30 (g/ml) G Lab File ID: E3446.D

Level: (low/med) LOW Date Received: _____

% Moisture: 2.1 decanted:(Y/N) N Date Extracted: 7/23/03

Concentrated Extract Volume: 1000 (uL) Date Analyzed: 7/24/03

Injection Volume: 1.0 (uL) Dilution Factor: 1.0

GPC Cleanup: (Y/N) N pH: _____

CONCENTRATION UNITS:

CAS NO.	COMPOUND	(ug/L or ug/Kg) UG/KG	Q	
000062-75-9	N-Nitrosodimethylamine	340	U	UJ
108-95-2	Phenol	340	U	
111-44-4	bis(2-Chloroethyl)ether	340	U	
95-57-8	2-Chlorophenol	340	U	
541-73-1	1,3-Dichlorobenzene	340	U	
106-46-7	1,4-Dichlorobenzene	340	U	
100-51-6	Benzyl alcohol	340	U	
95-50-1	1,2-Dichlorobenzene	340	U	
95-48-7	2-Methylphenol	340	U	
108-60-1	bis(2-chloroisopropyl)ether	340	U	
108-39-4	3&4-Methylphenol	340	U	
621-64-7	N-Nitroso-di-n-propylamine	340	U	
67-72-1	Hexachloroethane	340	U	
98-95-3	Nitrobenzene	340	U	
78-59-1	Isophorone	340	U	
88-75-5	2-Nitrophenol	340	U	
105-67-9	2,4-Dimethylphenol	340	U	
000065-85-0	Benzoic Acid	1700	U	UJ
111-91-1	bis(2-Chloroethoxy)methane	340	U	
120-83-2	2,4-Dichlorophenol	340	U	
120-82-1	1,2,4-Trichlorobenzene	340	U	
91-20-3	Naphthalene	340	U	
106-47-8	4-Chloroaniline	340	U	
87-68-3	Hexachlorobutadiene	340	U	
59-50-7	4-Chloro-3-methylphenol	340	U	
91-57-6	2-Methylnaphthalene	340	U	UJ
77-47-4	Hexachlorocyclopentadiene	340	U	UJ
88-06-2	2,4,6-Trichlorophenol	340	U	
95-95-4	2,4,5-Trichlorophenol	340	U	
91-58-7	2-Chloronaphthalene	340	U	
88-74-4	2-Nitroaniline	340	U	
131-11-3	Dimethylphthalate	340	U	
208-96-8	Acenaphthylene	340	U	
99-09-2	3-Nitroaniline	340	U	
83-32-9	Acenaphthene	340	U	
51-28-5	2,4-Dinitrophenol	340	U	UJ
100-02-7	4-Nitrophenol	340	U	

SV-28

1C

SEMIVOLATILE ORGANICS ANALYSIS DATA SHEET

EPA SAMPLE NO.

EP-47

Lab Name: ACCREDITED LABS INC. Contract: _____

Lab Code: _____ Case No.: 1499 SAS No.: _____ SDG No.: _____

Matrix: (soil/water) SOIL Lab Sample ID: 0306916

Sample wt/vol: 30 (g/ml) G Lab File ID: E3446.D

Level: (low/med) LOW Date Received: _____

% Moisture: 2.1 decanted:(Y/N) N Date Extracted: 7/23/03

Concentrated Extract Volume: 1000 (uL) Date Analyzed: 7/24/03

Injection Volume: 1.0 (uL) Dilution Factor: 1.0

GPC Cleanup: (Y/N) N pH: _____

CONCENTRATION UNITS:

CAS NO.	COMPOUND	(ug/L or ug/Kg) UG/KG	Q
132-64-9	Dibenzofuran	340	U
606-20-2	2,6-Dinitrotoluene	340	U
121-14-2	2,4-Dinitrotoluene	340	U
84-66-2	Diethylphthalate	340	U
7005-72-3	4-Chlorophenyl-phenylether	340	U
86-73-7	Fluorene	340	U
100-01-6	4-Nitroaniline	340	U
534-52-1	4,6-Dinitro-2-methylphenol	340	U
86-30-6	n-Nitrosodiphenylamine	340	U
101-55-3	4-Bromophenyl-phenylether	340	U
118-74-1	Hexachlorobenzene	340	U
87-86-5	Pentachlorophenol	340	U
85-01-8	Phenanthrene	340	U
120-12-7	Anthracene	340	U
84-74-2	Di-n-butylphthalate	340	U
206-44-0	Fluoranthene	340	U
129-00-0	Pyrene	340	U
85-68-7	Butylbenzylphthalate	340	U
91-94-1	3,3'-Dichlorobenzidine	340	U
56-55-3	Benzo[a]anthracene	340	U
117-81-7	bis(2-Ethylhexyl)phthalate	200	J
218-01-9	Chrysene	340	U
117-84-0	Di-n-octylphthalate	340	U
205-99-2	Benzo[b]fluoranthene	340	U
207-08-9	Benzo[k]fluoranthene	340	U
50-32-8	Benzo[a]pyrene	340	U
193-39-5	Indeno[1,2,3-cd]pyrene	340	U
53-70-3	Dibenz[a,h]anthracene	340	U
191-24-2	Benzo[g,h,i]perylene	340	U

SV-29

1B

SEMIVOLATILE ORGANICS ANALYSIS DATA SHEET

EPA SAMPLE NO.

EP-48

Lab Name: ACCREDITED LABS INC. Contract: _____

Lab Code: _____ Case No.: 1499 SAS No.: _____ SDG No.: _____

Matrix: (soil/water) SOIL Lab Sample ID: 0306917

Sample wt/vol: 30 (g/ml) G Lab File ID: E3447.D

Level: (low/med) LOW Date Received: _____

% Moisture: 2.9 decanted:(Y/N) N Date Extracted: 7/23/03

Concentrated Extract Volume: 1000 (uL) Date Analyzed: 7/24/03

Injection Volume: 1.0 (uL) Dilution Factor: 1.0

GPC Cleanup: (Y/N) N pH: _____

CONCENTRATION UNITS:

CAS NO.	COMPOUND	(ug/L or ug/Kg) UG/KG	Q
000062-75-9	N-Nitrosodimethylamine	340	U
108-95-2	Phenol	340	U
111-44-4	bis(2-Chloroethyl)ether	340	U
95-57-8	2-Chlorophenol	340	U
541-73-1	1,3-Dichlorobenzene	340	U
106-46-7	1,4-Dichlorobenzene	340	U
100-51-6	Benzyl alcohol	340	U
95-50-1	1,2-Dichlorobenzene	340	U
95-48-7	2-Methylphenol	340	U
108-60-1	bis(2-chloroisopropyl)ether	340	U
108-39-4	3&4-Methylphenol	340	U
621-64-7	N-Nitroso-di-n-propylamine	340	U
67-72-1	Hexachloroethane	340	U
98-95-3	Nitrobenzene	340	U
78-59-1	Isophorone	340	U
88-75-5	2-Nitrophenol	340	U
105-67-9	2,4-Dimethylphenol	340	U
000065-85-0	Benzoic Acid	1700	U
111-91-1	bis(2-Chloroethoxy)methane	340	U
120-83-2	2,4-Dichlorophenol	340	U
120-82-1	1,2,4-Trichlorobenzene	340	U
91-20-3	Naphthalene	340	U
106-47-8	4-Chloroaniline	340	U
87-68-3	Hexachlorobutadiene	340	U
59-50-7	4-Chloro-3-methylphenol	340	U
91-57-6	2-Methylnaphthalene	51	J
77-47-4	Hexachlorocyclopentadiene	340	U
88-06-2	2,4,6-Trichlorophenol	340	U
95-95-4	2,4,5-Trichlorophenol	340	U
91-58-7	2-Chloronaphthalene	340	U
88-74-4	2-Nitroaniline	340	U
131-11-3	Dimethylphthalate	340	U
208-96-8	Acenaphthylene	340	U
99-09-2	3-Nitroaniline	340	U
83-32-9	Acenaphthene	340	U
51-28-5	2,4-Dinitrophenol	340	U
100-02-7	4-Nitrophenol	340	U

UJ

UJ

SV-30

1C

SEMIVOLATILE ORGANICS ANALYSIS DATA SHEET

EPA SAMPLE NO.

EP-48

Lab Name: ACCREDITED LABS INC. Contract:

Lab Code: Case No.: 1499 SAS No.: SDG No.:

Matrix: (soil/water) SOIL Lab Sample ID: 0306917

Sample wt/vol: 30 (g/ml) G Lab File ID: E3447.D

Level: (low/med) LOW Date Received:

% Moisture: 2.9 decanted:(Y/N) N Date Extracted: 7/23/03

Concentrated Extract Volume: 1000 (uL) Date Analyzed: 7/24/03

Injection Volume: 1.0 (uL) Dilution Factor: 1.0

GPC Cleanup: (Y/N) N pH:

CONCENTRATION UNITS:

CAS NO.	COMPOUND	(ug/L or ug/Kg) UG/KG	Q	
132-64-9	Dibenzofuran	340	U	UJ
606-20-2	2,6-Dinitrotoluene	340	U	
121-14-2	2,4-Dinitrotoluene	340	U	
84-66-2	Diethylphthalate	340	U	
7005-72-3	4-Chlorophenyl-phenylether	340	U	
86-73-7	Fluorene	340	U	
100-01-6	4-Nitroaniline	340	U	
534-52-1	4,6-Dinitro-2-methylphenol	340	U	
86-30-6	n-Nitrosodiphenylamine	340	U	
101-55-3	4-Bromophenyl-phenylether	340	U	
118-74-1	Hexachlorobenzene	340	U	
87-86-5	Pentachlorophenol	340	U	
85-01-8	Phenanthrene	340	U	
120-12-7	Anthracene	340	U	
84-74-2	Di-n-butylphthalate	340	U	
206-44-0	Fluoranthene	340	U	
129-00-0	Pyrene	340	U	
85-68-7	Butylbenzylphthalate	340	U	
91-94-1	3,3'-Dichlorobenzidine	340	U	
56-55-3	Benzo[a]anthracene	340	U	
117-81-7	bis(2-Ethylhexyl)phthalate	1800		J
218-01-9	Chrysene	340	U	UJ
117-84-0	Di-n-octylphthalate	340	U	
205-99-2	Benzo[b]fluoranthene	340	U	
207-08-9	Benzo[k]fluoranthene	340	U	
50-32-8	Benzo[a]pyrene	340	U	
193-39-5	Indeno[1,2,3-cd]pyrene	340	U	
53-70-3	Dibenz[a,h]anthracene	340	U	
191-24-2	Benzo[g,h,i]perylene	340	U	

SV-31

1B

SEMIVOLATILE ORGANICS ANALYSIS DATA SHEET

EPA SAMPLE NO.

EP-48DL

Lab Name: ACCREDITED LABS INC. Contract: _____

Lab Code: _____ Case No.: 1499 SAS No.: _____ SDG No.: _____

Matrix: (soil/water) SOIL Lab Sample ID: 0306917DL

Sample wt/vol: 30 (g/ml) G Lab File ID: E3466.D

Level: (low/med) LOW Date Received: _____

% Moisture: 2.9 decanted:(Y/N) N Date Extracted: 7/23/03

Concentrated Extract Volume: 1000 (uL) Date Analyzed: 7/25/03

Injection Volume: 1.0 (uL) Dilution Factor: 5.0

GPC Cleanup: (Y/N) N pH: _____

CONCENTRATION UNITS:

CAS NO.	COMPOUND	(ug/L or ug/Kg) UG/KG	Q	
000062-75-9	N-Nitrosodimethylamine	1700	U	UJ
108-95-2	Phenol	1700	U	
111-44-4	bis(2-Chloroethyl)ether	1700	U	
95-57-8	2-Chlorophenol	1700	U	
541-73-1	1,3-Dichlorobenzene	1700	U	
106-46-7	1,4-Dichlorobenzene	1700	U	
100-51-6	Benzyl alcohol	1700	U	
95-50-1	1,2-Dichlorobenzene	1700	U	
95-48-7	2-Methylphenol	1700	U	
108-60-1	bis(2-chloroisopropyl)ether	1700	U	
108-39-4	3&4-Methylphenol	1700	U	
621-64-7	N-Nitroso-di-n-propylamine	1700	U	
67-72-1	Hexachloroethane	1700	U	
98-95-3	Nitrobenzene	1700	U	
78-59-1	Isophorone	1700	U	
88-75-5	2-Nitrophenol	1700	U	
105-67-9	2,4-Dimethylphenol	1700	U	
000065-85-0	Benzoic Acid	8600	U	UJ
111-91-1	bis(2-Chloroethoxy)methane	1700	U	
120-83-2	2,4-Dichlorophenol	1700	U	
120-82-1	1,2,4-Trichlorobenzene	1700	U	
91-20-3	Naphthalene	1700	U	
106-47-8	4-Chloroaniline	1700	U	
87-68-3	Hexachlorobutadiene	1700	U	
59-50-7	4-Chloro-3-methylphenol	1700	U	
91-57-6	2-Methylnaphthalene	1700	U	UJ
77-47-4	Hexachlorocyclopentadiene	1700	U	UJ
88-06-2	2,4,6-Trichlorophenol	1700	U	
95-95-4	2,4,5-Trichlorophenol	1700	U	
91-58-7	2-Chloronaphthalene	1700	U	
88-74-4	2-Nitroaniline	1700	U	
131-11-3	Dimethylphthalate	1700	U	
208-96-8	Acenaphthylene	1700	U	
99-09-2	3-Nitroaniline	1700	U	
83-32-9	Acenaphthene	1700	U	
51-28-5	2,4-Dinitrophenol	1700	U	UJ
100-02-7	4-Nitrophenol	1700	U	

SV-32

1C

SEMIVOLATILE ORGANICS ANALYSIS DATA SHEET

EPA SAMPLE NO.

EP-48DL

Lab Name: ACCREDITED LABS INC. Contract:

Lab Code: Case No.: 1499 SAS No.: SDG No.:

Matrix: (soil/water) SOIL Lab Sample ID: 0306917DL

Sample wt/vol: 30 (g/ml) G Lab File ID: E3466.D

Level: (low/med) LOW Date Received:

% Moisture: 2.9 decanted:(Y/N) N Date Extracted: 7/23/03

Concentrated Extract Volume: 1000 (uL) Date Analyzed: 7/25/03

Injection Volume: 1.0 (uL) Dilution Factor: 5.0

GPC Cleanup: (Y/N) N pH:

CONCENTRATION UNITS:

CAS NO.	COMPOUND	(ug/L or ug/Kg) UG/KG	Q	
132-64-9	Dibenzofuran	1700	U	
606-20-2	2,6-Dinitrotoluene	1700	U	
121-14-2	2,4-Dinitrotoluene	1700	U	
84-66-2	Diethylphthalate	1700	U	
7005-72-3	4-Chlorophenyl-phenylether	1700	U	
86-73-7	Fluorene	1700	U	
100-01-6	4-Nitroaniline	1700	U	
534-52-1	4,6-Dinitro-2-methylphenol	1700	U	
86-30-6	n-Nitrosodiphenylamine	1700	U	
101-55-3	4-Bromophenyl-phenylether	1700	U	
118-74-1	Hexachlorobenzene	1700	U	
87-86-5	Pentachlorophenol	1700	U	
85-01-8	Phenanthrene	1700	U	
120-12-7	Anthracene	1700	U	
84-74-2	Di-n-butylphthalate	1700	U	
206-44-0	Fluoranthene	1700	U	
129-00-0	Pyrene	1700	U	
85-68-7	Butylbenzylphthalate	1700	U	
91-94-1	3,3'-Dichlorobenzidine	1700	U	
56-55-3	Benzo[a]anthracene	1700	U	
117-81-7	bis(2-Ethylhexyl)phthalate	1100	JD	J
218-01-9	Chrysene	1700	U	UJ
117-84-0	Di-n-octylphthalate	1700	U	
205-99-2	Benzo[b]fluoranthene	1700	U	
207-08-9	Benzo[k]fluoranthene	1700	U	
50-32-8	Benzo[a]pyrene	1700	U	
193-39-5	Indeno[1,2,3-cd]pyrene	1700	U	
53-70-3	Dibenz[a,h]anthracene	1700	U	
191-24-2	Benzo[g,h,i]perylene	1700	U	

SV-33

ACCREDITED LABORATORIES, INC.
INORGANIC ANALYSIS DATA SHEET

Case #: 1499
Sample #: 0306909
Field ID: EP-43
Client Name: CARCI

Matrix: Soil
Date Received: 07/22/03

CAS No.	Element	Result MG/KG	MDL MG/KG	Dilution Factor	Method	Date Analyzed
7440-38-2	Arsenic	4.40 J	1.62	1	P	07/24/03
7440-39-3	Barium	36.5	1.21	1	P	07/24/03
7440-43-9	Cadmium	ND	.404	1	P	07/24/03
7440-47-3	Chromium	20.1	.808	1	P	07/24/03
7439-92-1	Lead	12.4	4.04	1	P	07/24/03
7439-97-6	Mercury	ND	.255	1	CV	07/24/03
7782-49-2	Selenium	ND	2.02	1	P	07/24/03
7440-22-4	Silver	ND	.404	1	P	07/24/03

Percent Solid of 78.3 is used for all target elements

ND - Element analyzed for but not detected.
P - Analyzed by ICP
F - Analyzed by GFA
CV - Analyzed by Cold Vapor
A - Analyzed by flame AA

ACCREDITED LABORATORIES, INC.
INORGANIC ANALYSIS DATA SHEET

Case #: 1499
Sample #: 0306911
Field ID: EP-44
Client Name: CARCI

Matrix: Soil
Date Received: 07/22/03

CAS No.	Element	Result MG/KG	MDL MG/KG	Dilution Factor	Method	Date Analyzed
7440-38-2	Arsenic	5.70 J	1.67	1	P	07/24/03
7440-39-3	Barium	58.8	1.26	1	P	07/24/03
7440-43-9	Cadmium	ND	.418	1	P	07/24/03
7440-47-3	Chromium	26.1	.837	1	P	07/24/03
7439-92-1	Lead	16.0	4.18	1	P	07/24/03
7439-97-6	Mercury	ND	.263	1	CV	07/24/03
7782-49-2	Selenium	ND	2.09	1	P	07/24/03
7440-22-4	Silver	ND	.418	1	P	07/24/03

Percent Solid of 76.1 is used for all target elements

ND - Element analyzed for but not detected.
P - Analyzed by ICP
F - Analyzed by GFA
CV - Analyzed by Cold Vapor
A - Analyzed by flame AA

ACCREDITED LABORATORIES, INC.
INORGANIC ANALYSIS DATA SHEET

Case #: 1499
Sample #: 0306913
Field ID: EP-45
Client Name: CARCI

Matrix: Soil
Date Received: 07/22/03

CAS No.	Element	Result MG/KG	MDL MG/KG	Dilution Factor	Method	Date Analyzed
7440-38-2	Arsenic	5.78 J	1.65	1	P	07/24/03
7440-39-3	Barium	57.4	1.24	1	P	07/24/03
7440-43-9	Cadmium	ND	.413	1	P	07/24/03
7440-47-3	Chromium	24.4	.825	1	P	07/24/03
7439-92-1	Lead	15.3	4.13	1	P	07/24/03
7439-97-6	Mercury	ND	.262	1	CV	07/24/03
7782-49-2	Selenium	ND	2.06	1	P	07/24/03
7440-22-4	Silver	ND	.413	1	P	07/24/03

Percent Solid of 76.2 is used for all target elements

ND - Element analyzed for but not detected.
P - Analyzed by ICP
F - Analyzed by GFA
CV - Analyzed by Cold Vapor
A - Analyzed by flame AA

ACCREDITED LABORATORIES, INC.
INORGANIC ANALYSIS DATA SHEET

Case #: 1499
Sample #: 0306915
Field ID: EP-46
Client Name: CARCI

Matrix: Soil
Date Received: 07/22/03

CAS No.	Element	Result MG/KG	MDL MG/KG	Dilution Factor	Method	Date Analyzed
7440-38-2	Arsenic	3.03 J	1.34	1	P	07/24/03
7440-39-3	Barium	37.7	1.00	1	P	07/24/03
7440-43-9	Cadmium	1.08	.335	1	P	07/24/03
7440-47-3	Chromium	81.9	.670	1	P	07/24/03
7439-92-1	Lead	37.1	3.35	1	P	07/24/03
7439-97-6	Mercury	ND	.212	1	CV	07/24/03
7782-49-2	Selenium	ND	1.67	1	P	07/24/03
7440-22-4	Silver	ND	.335	1	P	07/24/03

Percent Solid of 94.5 is used for all target elements

ND - Element analyzed for but not detected.
P - Analyzed by ICP
F - Analyzed by GFA
CV - Analyzed by Cold Vapor
A - Analyzed by flame AA

ACCREDITED LABORATORIES, INC.
INORGANIC ANALYSIS DATA SHEET

Case #: 1499
Sample #: 0306916
Field ID: EP-47
Client Name: CARCI

Matrix: Soil
Date Received: 07/22/03

CAS No.	Element	Result MG/KG	MDL MG/KG	Dilution Factor	Method	Date Analyzed
7440-38-2	Arsenic	ND UJ	1.28	1	P	07/24/03
7440-39-3	Barium	18.5	.964	1	P	07/24/03
7440-43-9	Cadmium	ND	.321	1	P	07/24/03
7440-47-3	Chromium	14.3	.642	1	P	07/24/03
7439-92-1	Lead	5.51	3.21	1	P	07/24/03
7439-97-6	Mercury	ND	.204	1	CV	07/24/03
7782-49-2	Selenium	ND	1.61	1	P	07/24/03
7440-22-4	Silver	ND	.321	1	P	07/24/03

Percent Solid of 97.9 is used for all target elements

ND - Element analyzed for but not detected.
P - Analyzed by ICP
F - Analyzed by GFA
CV - Analyzed by Cold Vapor
A - Analyzed by flame AA

ACCREDITED LABORATORIES, INC.
INORGANIC ANALYSIS DATA SHEET

Case #: 1499
Sample #: 0306917
Field ID: EP-48
Client Name: CARCI

Matrix: Soil
Date Received: 07/22/03

CAS No.	Element	Result MG/KG	MDL MG/KG	Dilution Factor	Method	Date Analyzed
7440-38-2	Arsenic	2.44 J	1.30	1	P	07/24/03
7440-39-3	Barium	25.9	.978	1	P	07/24/03
7440-43-9	Cadmium	ND	.326	1	P	07/24/03
7440-47-3	Chromium	75.1	.652	1	P	07/24/03
7439-92-1	Lead	18.5	3.26	1	P	07/24/03
7439-97-6	Mercury	ND	.206	1	CV	07/24/03
7782-49-2	Selenium	ND	1.63	1	P	07/24/03
7440-22-4	Silver	ND	.326	1	P	07/24/03

Percent Solid of 97.1 is used for all target elements

ND - Element analyzed for but not detected.
P - Analyzed by ICP
F - Analyzed by GFA
CV - Analyzed by Cold Vapor
A - Analyzed by flame AA

ACCREDITED LABORATORIES, INC.
INORGANIC ANALYSIS DATA SHEET

Case #: 1622
Sample #: 0307445
Field ID: EP-46D
Client Name: CARCI

Matrix: Soil
Date Received: 08/01/03

CAS No.	Element	Result MG/KG		MDL MG/KG	Dilution Factor	Method	Date Analyzed
7440-47-3	Chromium	5.04	J	.662	1	P	08/04/03

Percent Solid of 95.0 is used for all target elements

ND - Element analyzed for but not detected.
P - Analyzed by ICP
F - Analyzed by GFA
CV - Analyzed by Cold Vapor
A - Analyzed by flame AA

ACCREDITED LABORATORIES, INC.
INORGANIC ANALYSIS DATA SHEET

Case #:	1622	Matrix:	Soil
Sample #:	0307446	Date Received:	08/01/03
Field ID:	EP-48D		
Client Name:	CARCI		

CAS No.	Element	Result MG/KG		MDL MG/KG	Dilution Factor	Method	Date Analyzed
7440-47-3	Chromium	2.64	J	.661	1	P	08/04/03

Percent Solid of 95.8 is used for all target elements

ND - Element analyzed for but not detected.

P - Analyzed by ICP
F - Analyzed by GFA
CV - Analyzed by Cold Vapor
A - Analyzed by flame AA

APPENDIX C

2815 COVERED BRIDGE ROAD, MERRICK, NEW YORK 11566
(516) 223-9761 • FAX (516) 223-0983

ACCREDITED LABORATORIES, INC.
20 PERSHING AVENUE
CARTERET, NEW JERSEY 07008
PHONE (732) 541-2025 FAX (732) 541-1383

CHAIN OF CUSTODY FORM

ASP-Cat B

STATE AGENCY NJ (NY) PA CT DE OTHER ____

CLIENT	CA Rich Consultants
ADDRESS	17 Dupont Street
CITY	Plainview NY 11803
STATE	NY ZIP 11803

PROJECT	A.K. Allen Company
CONTACT	Eric Weinstock
PHONE	(516) 576 8844
FAX	(516) 576 0093

ALI SAMPLE #	FIELD ID	*C	**M	DATE / TIME SAMPLED	SAMPLE DESCRIPTION	ANALYSIS
0306907	TB-7/21	2	A	7/21/03	Trip Blank ✓	VOC 8260
0306908	FB-7/21	5	A	7/21/03	Field Blank PCB VSM	VOC 8260, SVOC 8270, PCBs, metals
					VOC SVOC P Metals	
0306909	EP-43	2	S	7/21/03 1100	✓ ✓ ✓ ✓	VOC 8260, SV 8270, PCB, metals
0306910	EP-43 u	1	S	1100	✓	PCB
0306911	EP-44	2	S	1115	✓ ✓ ✓ ✓	VOC 8260, SV 8270, PCB, metals
0306912	EP-44 u	1	S	1115	✓	PCB
0306913	EP-45	2	S	1145	✓ ✓ ✓ ✓	VOC 8260, SV 8270, PCB, metals
0306914	EP-45 u	1	S	1145	✓	PCB
0306915	EP-46	2	S	1200	✓ ✓ ✓ ✓	VOC 8260, SV 8270, PCB, metals
7/21 ~~EP~~	~~EP-46 u~~	~~1~~	~~S~~			~~PCB~~
0306916	EP-47	2	S	1230	✓ ✓ ✓ ✓	VOC 8260, SV 8270, PCB, metals
0306917	EP-48	2	S	1245	✓ ✓ ✓ ✓	VOC 8260, SV 8270, PCB, metals
7/21 ~~EP~~	~~EP-49~~	~~2~~	~~S~~			~~VOC 8260, SV 8270, PCB, metals~~
	MSD MSD					

**M = MATRIX A=AQUEOUS S=SOIL G=SLUDGE P=POTABLE WATER O=OIL F=FILTER K=SOLID X=OTHER

*C = NO. CONTAINERS TURNAROUND: Results by 7/28/03 (If Blank, Std. 3 weeks)

DELIVERABLES (circle one) STD REDUCED FULL OTHER NY ASP Cat. B

RELINQUISHED BY: PRINT	RELINQUISHED BY: SIGN	RECEIVED BY: PRINT	RECEIVED BY: SIGN	ORGANIZATION	DATE	TIME	REASON
Steve Sobstyl	[signature]	[illegible]	[signature]	CA Rich	7/21	1200	
[illegible]		Jason [illegible]	[signature]	[illegible]	7/21	1430	[illegible]

PERSON(S) ASSUMING RESPONSIBILITY FOR SAMPLING: PRINT Steve Sobstyl SIGN [signature]

COMMENTS: NYS ASP Cat. B

ALI QUOTE#	14
ALI CASE#	1499
P.O.#	

ACCREDITED LABORATORIES, INC.
20 PERSHING AVENUE
CARTERET, NEW JERSEY 07008
PHONE (732) 541-2025 FAX (732) 541-1383

CHAIN OF CUSTODY FORM

ASP Cat B

STATE AGENCY NJ (NY) PA CT DE OTHER ____

CLIENT	CA Rich Consultants Inc	PROJECT	A.K. Allen Company
ADDRESS	17 Dupont Street	CONTACT	Eric Weinstock
CITY	Plainview	PHONE	(516) 576 8844
STATE	NY ZIP 11803	FAX	(516) 576 0093

ALI SAMPLE #	FIELD ID	*C	**M	DATE / TIME SAMPLED	SAMPLE DESCRIPTION	ANALYSIS
					VOC SVOC Metal PCB	
0306918	EP-43 MS	2	S	7/21/03 1100	✓ ✓ ✓ ✓	VOC 8260, SVOC 8270, PCB, metals
0306919	EP-43 MSD	2	S	7/21/03 1100	✓ ✓ ✓ ✓	VOC 8260, SVOC 8270, PCB, Metals

**M = MATRIX A=AQUEOUS S=SOIL G=SLUDGE P=POTABLE WATER O=OIL F=FILTER K=SOLID X=OTHER

*C = NO. CONTAINERS TURNAROUND: Results by 7/28/03 (If Blank, Std. 3 weeks)

DELIVERABLES (circle one) STD REDUCED FULL OTHER NY ASP Cat B

RELINQUISHED BY: PRINT	SIGN	RECEIVED BY: PRINT	SIGN	ORGANIZATION	DATE	TIME	REASON
Steve Sobstyl	[signature]	Matt Fitch	[signature]	ACI	7/22/03	9:25	
Matt Fitch	[signature]	[signature]	[signature]	ACI	7/22/03	11:30	[illegible]

PERSON(S) ASSUMING RESPONSIBILITY FOR SAMPLING: PRINT: Steve Sobstyl SIGN: [signature]

COMMENTS	NYS ASP Cat- B
	[illegible]

ALI QUOTE#	15
ALI CASE#	1499
P.O.#	

ACCREDITED LABORATORIES, INC.
20 PERSHING AVENUE
CARTERET, NEW JERSEY 07008
PHONE (732) 541-2025 FAX (732) 541-1383

CHAIN OF CUSTODY FORM

STATE AGENCY NJ (NY) PA CT DE OTHER ——

CLIENT	CA Rich Consultants, Inc	PROJECT	A K Alley
ADDRESS	17 Dupont St.	CONTACT	Eric Weinstock
CITY	Plainview	PHONE	516/576-8844
STATE	NY ZIP 11803	FAX	516/576-0093

ALI SAMPLE #	FIELD ID	*C	**M	DATE / TIME SAMPLED	SAMPLE DESCRIPTION	ANALYSIS
EP-46D (4')	0307445	1	S	7/31/03 4:00PM	Soil M P / ✓	PCBs & Chromium
EP-48D (4')	0307446	1	S	7/31/03 4:00PM	Soil M P / ✓	PCBs & Chromium

**M = MATRIX A=AQUEOUS S=SOIL G=SLUDGE P=POTABLE WATER O=OIL F=FILTER K=SOLID X=OTHER

*C = NO. CONTAINERS TURNAROUND: Fax by ~~4/8/03~~ 8/4/03 (If Blank, Std. 3 weeks)

DELIVERABLES (circle one) STD REDUCED FULL OTHER NYS DEC AS P Cat B

RELINQUISHED BY: PRINT	SIGN	RECEIVED BY: PRINT	SIGN	ORGANIZATION	DATE	TIME	REASON
Eric Weinstock	[signature]	[signature]	[signature]	AK	8/4/03	11:00	[signature]

PERSON(S) ASSUMING RESPONSIBILITY FOR SAMPLING: PRINT: Eric Weinstock SIGN: [signature]

COMMENTS	Results by 4/8/03 by Fax	ALI QUOTE#	
		ALI CASE#	4
	[signature]	P.O.	1622

ACCREDITED LABORATORIES, INC.

20 PERSHING AVENUE
CARTERET, NEW JERSEY 07008
PHONE (732) 541-2025 FAX (732) 541-1383

CHAIN OF CUSTODY FORM

STATE AGENCY NJ (NY) PA CT DE OTHER ____

CLIENT	CARich
ADDRESS	17 Dupont Street
CITY	Plainview
STATE	NY
ZIP	11803

PROJECT	AKAllen
CONTACT	Eric Weinstock
PHONE	516/ ~~221-6512~~ 576-8844
FAX	516/ 576-0093

ALI SAMPLE #	FIELD ID	*C	**M	DATE / TIME SAMPLED	SAMPLE DESCRIPTION	ANALYSIS
0308058	EP-46D2	1	S	8/18/00	Brown Soil	PCBs

**M = MATRIX	A=AQUEOUS S=SOIL G=SLUDGE P=POTABLE WATER O=OIL F=FILTER K=SOLID X=OTHER

*C = NO. CONTAINERS	TURNAROUND: Standard (If Blank, Std. 3 weeks)

DELIVERABLES (circle one)	STD	REDUCED	FULL	(OTHER)	NYSDEC Asp Cat. B.

RELINQUISHED BY: PRINT	RELINQUISHED BY: SIGN	RECEIVED BY: PRINT	RECEIVED BY: SIGN	ORGANIZATION	DATE	TIME	REASON
Eric Weinstock	[signature]	Jason [illegible]	[signature]	ALI	8/19/00	10:00	analysis

PERSON(S) ASSUMING RESPONSIBILITY FOR SAMPLING: PRINT: Eric Weinstock SIGN: [signature]

COMMENTS	Fax when ready
	Cooler Temp 4°

ALI QUOTE#	3
ALI CASE#	1802
P.O.#	

1A

VOLATILE ORGANICS ANALYSIS DATA SHEET

EPA SAMPLE NO.

TB-7/21

Lab Name: ACCREDITED LABS, INC. Contract: _____

Lab Code: _____ Case No.: 1499 SAS No.: _____ SDG No.: _____

Matrix: (soil/water) WATER Lab Sample ID: 0306907

Sample wt/vol: 5.0 (g/ml) ML Lab File ID: M0840.D

Level: (low/med) LOW Date Received: _____

% Moisture: not dec. _____ Date Analyzed: 7/25/03

GC Column: RTX-VM ID: 0.25 (mm) Dilution Factor: 1.0

Soil Extract Volume _____ (uL) Soil Aliquot Volume: _____ (uL)

CONCENTRATION UNITS:

CAS NO.	COMPOUND	(ug/L or ug/Kg) UG/L	Q
107028	Acrolein	25	U
107131	Acrylonitrile	8	U
67641	Acetone	4	JB
75718	Dichlorodifluoromethane	5	U
74873	Chloromethane	5	U
67-64-1	Vinyl Chloride	5	U
74839	Bromomethane	5	U
75003	Chloroethane	5	U
75694	Trichoroflouromethane	5	U
75354	1,1-Dichloroethene	5	U
75150	Carbon disulfide	5	U
75092	Methylene Chloride	11	B
156605	trans-1,2-Dichloroethene	5	U
75343	1,1-Dichloroethane	5	U
108054	Vinyl acetate	5	U
590207	2,2-Dichloropropane	5	U
789333	2-Butanone	5	U
156592	cis-1,2-Dichloroethene	5	U
67-66-3	Chloroform	5	U
74975	Bromochloromethane	5	U
71556	1,1,1-Trichloroethane	5	U
563586	1,1-Dichloropropene	5	U
56235	Carbon Tetrachloride	5	U
107062	1,2-Dichloroethane	5	U
71432	Benzene	5	U
79016	Trichloroethene	5	U
78875	1,2-Dichloropropane	5	U
75274	Bromodichloromethane	5	U
74953	Dibromomethane	5	U
110758	2-Chloroethylvinylether	5	U
10061015	cis-1,3-dichloropropene	5	U
108883	Toluene	5	U
10061026	trans-1,3-Dichloropropene	5	U
79-00-5	1,1,2-Trichloroethane	5	U
108101	4-Methyl-2-pentanone	5	U
106934	1,2-Dibromoethane	5	U
591786	2-Hexanone	5	U
142289	1,3-dichloropropane	5	U
127184	Tetrachloroethene	5	U

V-15

1A

VOLATILE ORGANICS ANALYSIS DATA SHEET

EPA SAMPLE NO.

TB-7/21

Lab Name: ACCREDITED LABS, INC. Contract: _____

Lab Code: _____ Case No.: 1499 SAS No.: _____ SDG No.: _____

Matrix: (soil/water) WATER Lab Sample ID: 0306907

Sample wt/vol: 5.0 (g/ml) ML Lab File ID: M0840.D

Level: (low/med) LOW Date Received: _____

% Moisture: not dec. _____ Date Analyzed: 7/25/03

GC Column: RTX-VM ID: 0.25 (mm) Dilution Factor: 1.0

Soil Extract Volume _____ (uL) Soil Aliquot Volume: _____ (uL)

CONCENTRATION UNITS:

CAS NO.	COMPOUND	(ug/L or ug/Kg) UG/L	Q
124481	Dibromochloromethane	5	U
100414	Ethylbenzene	5	U
108907	Chlorobenzene	5	U
630206	1,1,1,2-Tetrachloroethane	5	U
1330207	m,p-Xylene	10	U
95476	o-Xylene	5	U
100425	Styrene	5	U
75252	Bromoform	5	U
98828	Isopropylbenzene	5	U
79345	1,1,2,2-Tetrachloroethane	5	U
96184	1,2,3-Trichloropropane	5	U
103651	n-Propyl benzene	5	U
108861	Bomobenzene	5	U
108678	1,3,5-Timethylbenzene	5	U
95498	2-Chlorotoluene	5	U
106434	4-Chlorotoluene	5	U
98066	tert-Butylbenzene	5	U
95636	1,2,4-Trimethylbenzene	5	U
135988	sec-Butylbenzene	5	U
99876	p-Isopropyltoluene	5	U
541731	1,3-Dichlorobenzene	5	U
106467	1,4-Dichlorobenzene	5	U
104518	n-Butylbenzene	5	U
95501	1,2-Dichlorobenzene	5	U
96128	1,2-Dibromo-3-Chloropropane	5	U
120821	1,2,4-Trichlorobenzene	5	U
87683	Hexachlorobutadiene	5	U
87616	1,2,3-Trichlorobenzene	5	U

V-16

1A

VOLATILE ORGANICS ANALYSIS DATA SHEET

EPA SAMPLE NO.

FB-7/21

Lab Name: ACCREDITED LABS, INC. Contract: _____

Lab Code: _____ Case No.: 1499 SAS No.: _____ SDG No.: _____

Matrix: (soil/water) WATER Lab Sample ID: 0306908

Sample wt/vol: 5.0 (g/ml) ML Lab File ID: M0845.D

Level: (low/med) LOW Date Received: _____

% Moisture: not dec. _____ Date Analyzed: 7/25/03

GC Column: RTX-VM ID: 0.25 (mm) Dilution Factor: 1.0

Soil Extract Volume _____ (uL) Soil Aliquot Volume: _____ (uL)

CONCENTRATION UNITS:

CAS NO.	COMPOUND	(ug/L or ug/Kg) UG/L	Q
107028	Acrolein	25	U
107131	Acrylonitrile	8	U
67641	Acetone	15	
75718	Dichlorodifluoromethane	5	U
74873	Chloromethane	5	U
67-64-1	Vinyl Chloride	5	U
74839	Bromomethane	5	U
75003	Chloroethane	5	U
75694	Trichoroflouromethane	5	U
75354	1,1-Dichloroethene	5	U
75150	Carbon disulfide	5	U
75092	Methylene Chloride	10	
156605	trans-1,2-Dichloroethene	5	U
75343	1,1-Dichloroethane	5	U
108054	Vinyl acetate	5	U
590207	2,2-Dichloropropane	5	U
789333	2-Butanone	2	J
156592	cis-1,2-Dichloroethene	5	U
67-66-3	Chloroform	5	U
74975	Bromochloromethane	5	U
71556	1,1,1-Trichloroethane	5	U
563586	1,1-Dichloropropene	5	U
56235	Carbon Tetrachloride	5	U
107062	1,2-Dichloroethane	5	U
71432	Benzene	5	U
79016	Trichloroethene	5	U
78875	1,2-Dichloropropane	5	U
75274	Bromodichloromethane	5	U
74953	Dibromomethane	5	U
110758	2-Chloroethylvinylether	5	U
10061015	cis-1,3-dichloropropene	5	U
108883	Toluene	5	U
10061026	trans-1,3-Dichloropropene	5	U
79-00-5	1,1,2-Trichloroethane	5	U
108101	4-Methyl-2-pentanone	5	U
106934	1,2-Dibromoethane	5	U
591786	2-Hexanone	5	U
142289	1,3-dichloropropane	5	U
127184	Tetrachloroethene	5	U

Y-17

1A

VOLATILE ORGANICS ANALYSIS DATA SHEET

EPA SAMPLE NO.

FB-7/21

Lab Name: ACCREDITED LABS, INC. Contract: _____

Lab Code: _____ Case No.: 1499 SAS No.: _____ SDG No.: _____

Matrix: (soil/water) WATER Lab Sample ID: 0306908

Sample wt/vol: 5.0 (g/ml) ML Lab File ID: M0845.D

Level: (low/med) LOW Date Received: _____

% Moisture: not dec. _____ Date Analyzed: 7/25/03

GC Column: RTX-VM ID: 0.25 (mm) Dilution Factor: 1.0

Soil Extract Volume _____ (uL) Soil Aliquot Volume: _____ (uL)

CONCENTRATION UNITS:

CAS NO.	COMPOUND	(ug/L or ug/Kg) UG/L	Q
124481	Dibromochloromethane	5	U
100414	Ethylbenzene	5	U
108907	Chlorobenzene	5	U
630206	1,1,1,2-Tetrachloroethane	5	U
1330207	m,p-Xylene	10	U
95476	o-Xylene	5	U
100425	Styrene	5	U
75252	Bromoform	5	U
98828	Isopropylbenzene	5	U
79345	1,1,2,2-Tetrachloroethane	5	U
96184	1,2,3-Trichloropropane	5	U
103651	n-Propyl benzene	5	U
108861	Bomobenzene	5	U
108678	1,3,5-Timethylbenzene	5	U
95498	2-Chlorotoluene	5	U
106434	4-Chlorotoluene	5	U
98066	tert-Butylbenzene	5	U
95636	1,2,4-Trimethylbenzene	5	U
135988	sec-Butylbenzene	5	U
99876	p-Isopropyltoluene	5	U
541731	1,3-Dichlorobenzene	5	U
106467	1,4-Dichlorobenzene	5	U
104518	n-Butylbenzene	5	U
95501	1,2-Dichlorobenzene	5	U
96128	1,2-Dibromo-3-Chloropropane	5	U
120821	1,2,4-Trichlorobenzene	5	U
87683	Hexachlorobutadiene	5	U
87616	1,2,3-Trichlorobenzene	5	U

V-18

1A

VOLATILE ORGANICS ANALYSIS DATA SHEET

EPA SAMPLE NO.

EP-43MS

Lab Name: ACCREDITED LABS, INC. Contract: _____

Lab Code: _____ Case No.: 1499 SAS No.: _____ SDG No.: _____

Matrix: (soil/water) SOIL Lab Sample ID: 0306918

Sample wt/vol: 5.0 (g/ml) G Lab File ID: M0851.D

Level: (low/med) LOW Date Received: _____

% Moisture: not dec. 21.5 Date Analyzed: 7/25/03

GC Column: RTX-VM ID: 0.25 (mm) Dilution Factor: 1.0

Soil Extract Volume _____ (uL) Soil Aliquot Volume: _____ (uL)

CONCENTRATION UNITS: (ug/L or ug/Kg) UG/KG

CAS NO.	COMPOUND		Q
107028	Acrolein	32	U
107131	Acrylonitrile	10	U
67641	Acetone	9	B
75718	Dichlorodifluoromethane	6	U
74873	Chloromethane	6	U
67-64-1	Vinyl Chloride	6	U
74839	Bromomethane	6	U
75003	Chloroethane	6	U
75694	Trichoroflouromethane	6	U
75354	1,1-Dichloroethene	60	
75150	Carbon disulfide	6	U
75092	Methylene Chloride	14	B
156605	trans-1,2-Dichloroethene	6	U
75343	1,1-Dichloroethane	6	U
108054	Vinyl acetate	6	U
590207	2,2-Dichloropropane	6	U
789333	2-Butanone	6	U
156592	cis-1,2-Dichloroethene	6	U
67-66-3	Chloroform	6	U
74975	Bromochloromethane	6	U
71556	1,1,1-Trichloroethane	6	U
563586	1,1-Dichloropropene	6	U
56235	Carbon Tetrachloride	6	U
107062	1,2-Dichloroethane	6	U
71432	Benzene	56	
79016	Trichloroethene	53	
78875	1,2-Dichloropropane	6	U
75274	Bromodichloromethane	6	U
74953	Dibromomethane	6	U
110758	2-Chloroethylvinylether	6	U
10061015	cis-1,3-dichloropropene	6	U
108883	Toluene	58	
10061026	trans-1,3-Dichloropropene	6	U
79-00-5	1,1,2-Trichloroethane	6	U
108101	4-Methyl-2-pentanone	6	U
106934	1,2-Dibromoethane	6	U
591786	2-Hexanone	6	U
142289	1,3-dichloropropane	6	U
127184	Tetrachloroethene	6	U

V-33

1A

VOLATILE ORGANICS ANALYSIS DATA SHEET

EPA SAMPLE NO.

EP-43MS

Lab Name: ACCREDITED LABS, INC. Contract: _____

Lab Code: _____ Case No.: 1499 SAS No.: _____ SDG No.: _____

Matrix: (soil/water) SOIL Lab Sample ID: 0306918

Sample wt/vol: 5.0 (g/ml) G Lab File ID: M0851.D

Level: (low/med) LOW Date Received: _____

% Moisture: not dec. 21.5 Date Analyzed: 7/25/03

GC Column: RTX-VM ID: 0.25 (mm) Dilution Factor: 1.0

Soil Extract Volume _____ (uL) Soil Aliquot Volume: _____ (uL)

CONCENTRATION UNITS:

CAS NO.	COMPOUND	(ug/L or ug/Kg) UG/KG	Q
124481	Dibromochloromethane	6	U
100414	Ethylbenzene	6	U
108907	Chlorobenzene	58	
630206	1,1,1,2-Tetrachloroethane	6	U
1330207	m,p-Xylene	13	U
95476	o-Xylene	6	U
100425	Styrene	6	U
75252	Bromoform	6	U
98828	Isopropylbenzene	6	U
79345	1,1,2,2-Tetrachloroethane	6	U
96184	1,2,3-Trichloropropane	6	U
103651	n-Propyl benzene	6	U
108861	Bomobenzene	6	U
108678	1,3,5-Timethylbenzene	6	U
95498	2-Chlorotoluene	6	U
106434	4-Chlorotoluene	6	U
98066	tert-Butylbenzene	6	U
95636	1,2,4-Trimethylbenzene	6	U
135988	sec-Butylbenzene	6	U
99876	p-Isopropyltoluene	6	U
541731	1,3-Dichlorobenzene	6	U
106467	1,4-Dichlorobenzene	6	U
104518	n-Butylbenzene	6	U
95501	1,2-Dichlorobenzene	6	U
96128	1,2-Dibromo-3-Chloropropane	6	U
120821	1,2,4-Trichlorobenzene	6	U
87683	Hexachlorobutadiene	6	U
87616	1,2,3-Trichlorobenzene	6	U

V-34

1A

VOLATILE ORGANICS ANALYSIS DATA SHEET

EPA SAMPLE NO.

EP-43MSD

Lab Name: ACCREDITED LABS, INC. Contract: _____

Lab Code: _____ Case No.: 1499 SAS No.: _____ SDG No.: _____

Matrix: (soil/water) SOIL Lab Sample ID: 0306919

Sample wt/vol: 5.0 (g/ml) G Lab File ID: M0852.D

Level: (low/med) LOW Date Received: _____

% Moisture: not dec. 17.6 Date Analyzed: 7/25/03

GC Column: RTX-VM ID: 0.25 (mm) Dilution Factor: 1.0

Soil Extract Volume _____ (uL) Soil Aliquot Volume: _____ (uL)

CONCENTRATION UNITS:

CAS NO.	COMPOUND	(ug/L or ug/Kg) UG/KG	Q
107028	Acrolein	30	U
107131	Acrylonitrile	10	U
67641	Acetone	10	B
75718	Dichlorodifluoromethane	6	U
74873	Chloromethane	6	U
67-64-1	Vinyl Chloride	6	U
74839	Bromomethane	6	U
75003	Chloroethane	6	U
75694	Trichoroflouromethane	6	U
75354	1,1-Dichloroethene	58	
75150	Carbon disulfide	6	U
75092	Methylene Chloride	15	B
156605	trans-1,2-Dichloroethene	6	U
75343	1,1-Dichloroethane	6	U
108054	Vinyl acetate	6	U
590207	2,2-Dichloropropane	6	U
789333	2-Butanone	6	U
156592	cis-1,2-Dichloroethene	6	U
67-66-3	Chloroform	6	U
74975	Bromochloromethane	6	U
71556	1,1,1-Trichloroethane	6	U
563586	1,1-Dichloropropene	6	U
56235	Carbon Tetrachloride	6	U
107062	1,2-Dichloroethane	6	U
71432	Benzene	55	
79016	Trichloroethene	52	
78875	1,2-Dichloropropane	6	U
75274	Bromodichloromethane	6	U
74953	Dibromomethane	6	U
110758	2-Chloroethylvinylether	6	U
10061015	cis-1,3-dichloropropene	6	U
108883	Toluene	56	
10061026	trans-1,3-Dichloropropene	6	U
79-00-5	1,1,2-Trichloroethane	6	U
108101	4-Methyl-2-pentanone	6	U
106934	1,2-Dibromoethane	6	U
591786	2-Hexanone	6	U
142289	1,3-dichloropropane	6	U
127184	Tetrachloroethene	6	U

V-35

1A

VOLATILE ORGANICS ANALYSIS DATA SHEET

EPA SAMPLE NO.

EP-43MSD

Lab Name: ACCREDITED LABS, INC. Contract: _____

Lab Code: _____ Case No.: 1499 SAS No.: _____ SDG No.: _____

Matrix: (soil/water) SOIL Lab Sample ID: 0306919

Sample wt/vol: 5.0 (g/ml) G Lab File ID: M0852.D

Level: (low/med) LOW Date Received: _____

% Moisture: not dec. 17.6 Date Analyzed: 7/25/03

GC Column: RTX-VM ID: 0.25 (mm) Dilution Factor: 1.0

Soil Extract Volume _____ (uL) Soil Aliquot Volume: _____ (uL)

CONCENTRATION UNITS:

CAS NO.	COMPOUND	(ug/L or ug/Kg) UG/KG	Q
124481	Dibromochloromethane	6	U
100414	Ethylbenzene	6	U
108907	Chlorobenzene	58	
630206	1,1,1,2-Tetrachloroethane	6	U
1330207	m,p-Xylene	12	U
95476	o-Xylene	6	U
100425	Styrene	6	U
75252	Bromoform	6	U
98828	Isopropylbenzene	6	U
79345	1,1,2,2-Tetrachloroethane	6	U
96184	1,2,3-Trichloropropane	6	U
103651	n-Propyl benzene	6	U
108861	Bomobenzene	6	U
108678	1,3,5-Timethylbenzene	6	U
95498	2-Chlorotoluene	6	U
106434	4-Chlorotoluene	6	U
98066	tert-Butylbenzene	6	U
95636	1,2,4-Trimethylbenzene	6	U
135988	sec-Butylbenzene	6	U
99876	p-Isopropyltoluene	6	U
541731	1,3-Dichlorobenzene	6	U
106467	1,4-Dichlorobenzene	6	U
104518	n-Butylbenzene	6	U
95501	1,2-Dichlorobenzene	6	U
96128	1,2-Dibromo-3-Chloropropane	6	U
120821	1,2,4-Trichlorobenzene	6	U
87683	Hexachlorobutadiene	6	U
87616	1,2,3-Trichlorobenzene	6	U

V-36

1B

EPA SAMPLE NO.

SEMIVOLATILE ORGANICS ANALYSIS DATA SHEET

FB-7/21

Lab Name: ACCREDITED LABS INC. Contract: _____

Lab Code: _____ Case No.: 1499 SAS No.: _____ SDG No.: _____

Matrix: (soil/water) WATER Lab Sample ID: 0306908

Sample wt/vol: 880 (g/ml) ML Lab File ID: E3441.D

Level: (low/med) LOW Date Received: _____

% Moisture: _____ decanted:(Y/N) N Date Extracted: 7/23/03

Concentrated Extract Volume: 1000 (uL) Date Analyzed: 7/24/03

Injection Volume: 1.0 (uL) Dilution Factor: 1.0

GPC Cleanup: (Y/N) N pH: _____

CONCENTRATION UNITS:

CAS NO.	COMPOUND	(ug/L or ug/Kg) UG/L	Q
000062-75-9	N-Nitrosodimethylamine	11	U
108-95-2	Phenol	11	U
111-44-4	bis(2-Chloroethyl)ether	11	U
95-57-8	2-Chlorophenol	11	U
541-73-1	1,3-Dichlorobenzene	11	U
106-46-7	1,4-Dichlorobenzene	11	U
100-51-6	Benzyl alcohol	11	U
95-50-1	1,2-Dichlorobenzene	11	U
95-48-7	2-Methylphenol	11	U
108-60-1	bis(2-chloroisopropyl)ether	11	U
108-39-4	3&4-Methylphenol	11	U
621-64-7	N-Nitroso-di-n-propylamine	11	U
67-72-1	Hexachloroethane	11	U
98-95-3	Nitrobenzene	11	U
78-59-1	Isophorone	11	U
88-75-5	2-Nitrophenol	11	U
105-67-9	2,4-Dimethylphenol	11	U
000065-85-0	Benzoic Acid	57	U
111-91-1	bis(2-Chloroethoxy)methane	11	U
120-83-2	2,4-Dichlorophenol	11	U
120-82-1	1,2,4-Trichlorobenzene	11	U
91-20-3	Naphthalene	11	U
106-47-8	4-Chloroaniline	11	U
87-68-3	Hexachlorobutadiene	11	U
59-50-7	4-Chloro-3-methylphenol	11	U
91-57-6	2-Methylnaphthalene	11	U
77-47-4	Hexachlorocyclopentadiene	11	U
88-06-2	2,4,6-Trichlorophenol	11	U
95-95-4	2,4,5-Trichlorophenol	11	U
91-58-7	2-Chloronaphthalene	11	U
88-74-4	2-Nitroaniline	11	U
131-11-3	Dimethylphthalate	11	U
208-96-8	Acenaphthylene	11	U
99-09-2	3-Nitroaniline	11	U
83-32-9	Acenaphthene	11	U
51-28-5	2,4-Dinitrophenol	11	U
100-02-7	4-Nitrophenol	11	U

SV-16

1C

SEMIVOLATILE ORGANICS ANALYSIS DATA SHEET

EPA SAMPLE NO.

FB-7/21

Lab Name: ACCREDITED LABS INC. Contract: _____

Lab Code: _____ Case No.: 1499 SAS No.: _____ SDG No.: _____

Matrix: (soil/water) WATER Lab Sample ID: 0306908

Sample wt/vol: 880 (g/ml) ML Lab File ID: E3441.D

Level: (low/med) LOW Date Received: _____

% Moisture: _____ decanted:(Y/N) N Date Extracted: 7/23/03

Concentrated Extract Volume: 1000 (uL) Date Analyzed: 7/24/03

Injection Volume: 1.0 (uL) Dilution Factor: 1.0

GPC Cleanup: (Y/N) N pH: _____

CONCENTRATION UNITS:

CAS NO.	COMPOUND	(ug/L or ug/Kg) UG/L	Q
132-64-9	Dibenzofuran	11	U
606-20-2	2,6-Dinitrotoluene	11	U
121-14-2	2,4-Dinitrotoluene	11	U
84-66-2	Diethylphthalate	11	U
7005-72-3	4-Chlorophenyl-phenylether	11	U
86-73-7	Fluorene	11	U
100-01-6	4-Nitroaniline	11	U
534-52-1	4,6-Dinitro-2-methylphenol	11	U
86-30-6	n-Nitrosodiphenylamine	11	U
101-55-3	4-Bromophenyl-phenylether	11	U
118-74-1	Hexachlorobenzene	11	U
87-86-5	Pentachlorophenol	11	U
85-01-8	Phenanthrene	11	U
120-12-7	Anthracene	11	U
84-74-2	Di-n-butylphthalate	11	U
206-44-0	Fluoranthene	11	U
129-00-0	Pyrene	11	U
85-68-7	Butylbenzylphthalate	11	U
91-94-1	3,3'-Dichlorobenzidine	11	U
56-55-3	Benzo[a]anthracene	11	U
117-81-7	bis(2-Ethylhexyl)phthalate	11	U
218-01-9	Chrysene	11	U
117-84-0	Di-n-octylphthalate	11	U
205-99-2	Benzo[b]fluoranthene	11	U
207-08-9	Benzo[k]fluoranthene	11	U
50-32-8	Benzo[a]pyrene	11	U
193-39-5	Indeno[1,2,3-cd]pyrene	11	U
53-70-3	Dibenz[a,h]anthracene	11	U
191-24-2	Benzo[g,h,i]perylene	11	U

SV-17

1B

SEMIVOLATILE ORGANICS ANALYSIS DATA SHEET

EPA SAMPLE NO.

EP-43MS

Lab Name: ACCREDITED LABS INC. Contract:

Lab Code: Case No.: 1499 SAS No.: SDG No.:

Matrix: (soil/water) SOIL Lab Sample ID: 0306918

Sample wt/vol: 30 (g/ml) G Lab File ID: E3448.D

Level: (low/med) LOW Date Received:

% Moisture: 21.5 decanted:(Y/N) N Date Extracted: 7/23/03

Concentrated Extract Volume: 1000 (uL) Date Analyzed: 7/24/03

Injection Volume: 1.0 (uL) Dilution Factor: 1.0

GPC Cleanup: (Y/N) N pH:

CONCENTRATION UNITS:

CAS NO.	COMPOUND	(ug/L or ug/Kg) UG/KG	Q
000062-75-9	N-Nitrosodimethylamine	430	U
108-95-2	Phenol	7800	E
111-44-4	bis(2-Chloroethyl)ether	430	U
95-57-8	2-Chlorophenol	7000	E
541-73-1	1,3-Dichlorobenzene	430	U
106-46-7	1,4-Dichlorobenzene	3300	
100-51-6	Benzyl alcohol	430	U
95-50-1	1,2-Dichlorobenzene	430	U
95-48-7	2-Methylphenol	430	U
108-60-1	bis(2-chloroisopropyl)ether	430	U
108-39-4	3&4-Methylphenol	430	U
621-64-7	N-Nitroso-di-n-propylamine	3500	
67-72-1	Hexachloroethane	430	U
98-95-3	Nitrobenzene	430	U
78-59-1	Isophorone	430	U
88-75-5	2-Nitrophenol	430	U
105-67-9	2,4-Dimethylphenol	430	U
000065-85-0	Benzoic Acid	2100	U
111-91-1	bis(2-Chloroethoxy)methane	430	U
120-83-2	2,4-Dichlorophenol	430	U
120-82-1	1,2,4-Trichlorobenzene	3300	
91-20-3	Naphthalene	430	U
106-47-8	4-Chloroaniline	430	U
87-68-3	Hexachlorobutadiene	430	U
59-50-7	4-Chloro-3-methylphenol	7700	E
91-57-6	2-Methylnaphthalene	2600	
77-47-4	Hexachlorocyclopentadiene	430	U
88-06-2	2,4,6-Trichlorophenol	430	U
95-95-4	2,4,5-Trichlorophenol	430	U
91-58-7	2-Chloronaphthalene	430	U
88-74-4	2-Nitroaniline	430	U
131-11-3	Dimethylphthalate	430	U
208-96-8	Acenaphthylene	430	U
99-09-2	3-Nitroaniline	430	U
83-32-9	Acenaphthene	3600	
51-28-5	2,4-Dinitrophenol	430	U
100-02-7	4-Nitrophenol	7500	E

SV-34

1C

SEMIVOLATILE ORGANICS ANALYSIS DATA SHEET

EPA SAMPLE NO.

EP-43MS

Lab Name: ACCREDITED LABS INC. Contract: _____

Lab Code: _____ Case No.: 1499 SAS No.: _____ SDG No.: _____

Matrix: (soil/water) SOIL Lab Sample ID: 0306918

Sample wt/vol: 30 (g/ml) G Lab File ID: E3448.D

Level: (low/med) LOW Date Received: _____

% Moisture: 21.5 decanted:(Y/N) N Date Extracted: 7/23/03

Concentrated Extract Volume: 1000 (uL) Date Analyzed: 7/24/03

Injection Volume: 1.0 (uL) Dilution Factor: 1.0

GPC Cleanup: (Y/N) N pH: _____

CONCENTRATION UNITS:

CAS NO.	COMPOUND	(ug/L or ug/Kg) UG/KG	Q
132-64-9	Dibenzofuran	430	U
606-20-2	2,6-Dinitrotoluene	430	U
121-14-2	2,4-Dinitrotoluene	2600	
84-66-2	Diethylphthalate	430	U
7005-72-3	4-Chlorophenyl-phenylether	430	U
86-73-7	Fluorene	430	U
100-01-6	4-Nitroaniline	430	U
534-52-1	4,6-Dinitro-2-methylphenol	430	U
86-30-6	n-Nitrosodiphenylamine	430	U
101-55-3	4-Bromophenyl-phenylether	430	U
118-74-1	Hexachlorobenzene	430	U
87-86-5	Pentachlorophenol	6700	
85-01-8	Phenanthrene	430	U
120-12-7	Anthracene	430	U
84-74-2	Di-n-butylphthalate	430	U
206-44-0	Fluoranthene	430	U
129-00-0	Pyrene	3800	
85-68-7	Butylbenzylphthalate	430	U
91-94-1	3,3'-Dichlorobenzidine	430	U
56-55-3	Benzo[a]anthracene	430	U
117-81-7	bis(2-Ethylhexyl)phthalate	430	U
218-01-9	Chrysene	430	U
117-84-0	Di-n-octylphthalate	430	U
205-99-2	Benzo[b]fluoranthene	430	U
207-08-9	Benzo[k]fluoranthene	430	U
50-32-8	Benzo[a]pyrene	430	U
193-39-5	Indeno[1,2,3-cd]pyrene	430	U
53-70-3	Dibenz[a,h]anthracene	430	U
191-24-2	Benzo[g,h,i]perylene	430	U

SV-35

1B

SEMIVOLATILE ORGANICS ANALYSIS DATA SHEET

EPA SAMPLE NO.

EP-43MSD

Lab Name: ACCREDITED LABS INC. Contract: _____

Lab Code: _____ Case No.: 1499 SAS No.: _____ SDG No.: _____

Matrix: (soil/water) SOIL Lab Sample ID: 0306919

Sample wt/vol: 30 (g/ml) G Lab File ID: E3449.D

Level: (low/med) LOW Date Received: _____

% Moisture: 17.6 decanted:(Y/N) N Date Extracted: 7/23/03

Concentrated Extract Volume: 1000 (uL) Date Analyzed: 7/24/03

Injection Volume: 1.0 (uL) Dilution Factor: 1.0

GPC Cleanup: (Y/N) N pH: _____

CAS NO.	COMPOUND	CONCENTRATION UNITS: (ug/L or ug/Kg) UG/KG	Q
000062-75-9	N-Nitrosodimethylamine	410	U
108-95-2	Phenol	6100	
111-44-4	bis(2-Chloroethyl)ether	410	U
95-57-8	2-Chlorophenol	5500	
541-73-1	1,3-Dichlorobenzene	410	U
106-46-7	1,4-Dichlorobenzene	2400	
100-51-6	Benzyl alcohol	410	U
95-50-1	1,2-Dichlorobenzene	410	U
95-48-7	2-Methylphenol	410	U
108-60-1	bis(2-chloroisopropyl)ether	410	U
108-39-4	3&4-Methylphenol	410	U
621-64-7	N-Nitroso-di-n-propylamine	2700	
67-72-1	Hexachloroethane	410	U
98-95-3	Nitrobenzene	410	U
78-59-1	Isophorone	410	U
88-75-5	2-Nitrophenol	410	U
105-67-9	2,4-Dimethylphenol	410	U
000065-85-0	Benzoic Acid	2000	U
111-91-1	bis(2-Chloroethoxy)methane	410	U
120-83-2	2,4-Dichlorophenol	410	U
120-82-1	1,2,4-Trichlorobenzene	2500	
91-20-3	Naphthalene	410	U
106-47-8	4-Chloroaniline	410	U
87-68-3	Hexachlorobutadiene	410	U
59-50-7	4-Chloro-3-methylphenol	5900	
91-57-6	2-Methylnaphthalene	2000	
77-47-4	Hexachlorocyclopentadiene	410	U
88-06-2	2,4,6-Trichlorophenol	410	U
95-95-4	2,4,5-Trichlorophenol	410	U
91-58-7	2-Chloronaphthalene	410	U
88-74-4	2-Nitroaniline	410	U
131-11-3	Dimethylphthalate	410	U
208-96-8	Acenaphthylene	410	U
99-09-2	3-Nitroaniline	410	U
83-32-9	Acenaphthene	2800	
51-28-5	2,4-Dinitrophenol	410	U
100-02-7	4-Nitrophenol	5500	

SV-36

1C

SEMIVOLATILE ORGANICS ANALYSIS DATA SHEET

EPA SAMPLE NO.

EP-43MSD

Lab Name: ACCREDITED LABS INC. Contract: _____

Lab Code: _____ Case No.: 1499 SAS No.: _____ SDG No.: _____

Matrix: (soil/water) SOIL Lab Sample ID: 0306919

Sample wt/vol: 30 (g/ml) G Lab File ID: E3449.D

Level: (low/med) LOW Date Received: _____

% Moisture: 17.6 decanted:(Y/N) N Date Extracted: 7/23/03

Concentrated Extract Volume: 1000 (uL) Date Analyzed: 7/24/03

Injection Volume: 1.0 (uL) Dilution Factor: 1.0

GPC Cleanup: (Y/N) N pH: _____

CONCENTRATION UNITS:

CAS NO.	COMPOUND	(ug/L or ug/Kg) UG/KG	Q
132-64-9	Dibenzofuran	410	U
606-20-2	2,6-Dinitrotoluene	410	U
121-14-2	2,4-Dinitrotoluene	2000	
84-66-2	Diethylphthalate	410	U
7005-72-3	4-Chlorophenyl-phenylether	410	U
86-73-7	Fluorene	410	U
100-01-6	4-Nitroaniline	410	U
534-52-1	4,6-Dinitro-2-methylphenol	410	U
86-30-6	n-Nitrosodiphenylamine	410	U
101-55-3	4-Bromophenyl-phenylether	410	U
118-74-1	Hexachlorobenzene	410	U
87-86-5	Pentachlorophenol	5000	
85-01-8	Phenanthrene	410	U
120-12-7	Anthracene	410	U
84-74-2	Di-n-butylphthalate	410	U
206-44-0	Fluoranthene	410	U
129-00-0	Pyrene	3000	
85-68-7	Butylbenzylphthalate	410	U
91-94-1	3,3'-Dichlorobenzidine	410	U
56-55-3	Benzo[a]anthracene	410	U
117-81-7	bis(2-Ethylhexyl)phthalate	410	U
218-01-9	Chrysene	410	U
117-84-0	Di-n-octylphthalate	410	U
205-99-2	Benzo[b]fluoranthene	410	U
207-08-9	Benzo[k]fluoranthene	410	U
50-32-8	Benzo[a]pyrene	410	U
193-39-5	Indeno[1,2,3-cd]pyrene	410	U
53-70-3	Dibenz[a,h]anthracene	410	U
191-24-2	Benzo[g,h,i]perylene	410	U

SV-37

ACCREDITED LABORATORIES, INC.
INORGANIC ANALYSIS DATA SHEET

Case #: 1499
Sample #: 0306908
Field ID: FB-7/21
Client Name: CARCI

Matrix: Aqueous
Date Received: 07/22/03

CAS No.	Element	Result UG/L	MDL UG/L	Dilution Factor	Method	Date Analyzed
7440-38-2	Arsenic	ND	20.0	1	P	07/24/03
7440-39-3	Barium	ND	15.0	1	P	07/24/03
7440-43-9	Cadmium	ND	5.00	1	P	07/24/03
7440-47-3	Chromium	ND	10.0	1	P	07/24/03
7439-92-1	Lead	ND	50.0	1	P	07/24/03
7439-97-6	Mercury	ND	.200	1	CV	07/24/03
7782-49-2	Selenium	ND	25.0	1	P	07/24/03
7440-22-4	Silver	ND	5.00	1	P	07/24/03

ND - Element analyzed for but not detected.
P - Analyzed by ICP
F - Analyzed by GFA
CV - Analyzed by Cold Vapor
A - Analyzed by flame AA

ACCREDITED LABORATORIES, INC.
INORGANIC ANALYSIS DATA SHEET

Case #:	1499	Matrix:	Soil
Sample #:	0306918	Date Received:	07/22/03
Field ID:	EP-43MS		
Client Name:	CARCI		

CAS No.	Element	Result MG/KG	MDL MG/KG	Dilution Factor	Method	Date Analyzed
7440-38-2	Arsenic	4.34	1.61	1	P	07/24/03
7440-39-3	Barium	37.7	1.21	1	P	07/24/03
7440-43-9	Cadmium	ND	.403	1	P	07/24/03
7440-47-3	Chromium	20.6	.806	1	P	07/24/03
7439-92-1	Lead	11.7	4.03	1	P	07/24/03
7439-97-6	Mercury	ND	.255	1	CV	07/24/03
7782-49-2	Selenium	ND	2.02	1	P	07/24/03
7440-22-4	Silver	ND	.403	1	P	07/24/03

Percent Solid of 78.5 is used for all target elements

ND - Element analyzed for but not detected.

P - Analyzed by ICP
F - Analyzed by GFA
CV - Analyzed by Cold Vapor
A - Analyzed by flame AA

ACCREDITED LABORATORIES, INC.
INORGANIC ANALYSIS DATA SHEET

Case #: 1499
Sample #: 0306919
Field ID: EP-43MSD
Client Name: CARCI

Matrix: Soil
Date Received: 07/22/03

CAS No.	Element	Result MG/KG	MDL MG/KG	Dilution Factor	Method	Date Analyzed
7440-38-2	Arsenic	4.07	1.53	1	P	07/24/03
7440-39-3	Barium	38.9	1.14	1	P	07/24/03
7440-43-9	Cadmium	ND	.382	1	P	07/24/03
7440-47-3	Chromium	19.5	.763	1	P	07/24/03
7439-92-1	Lead	10.7	3.82	1	P	07/24/03
7439-97-6	Mercury	ND	.243	1	CV	07/24/03
7782-49-2	Selenium	ND	1.91	1	P	07/24/03
7440-22-4	Silver	ND	.382	1	P	07/24/03

Percent Solid of 82.4 is used for all target elements

ND - Element analyzed for but not detected.
P - Analyzed by ICP
F - Analyzed by GFA
CV - Analyzed by Cold Vapor
A - Analyzed by flame AA

ACCREDITED LABORATORIES, INC
PCB ORGANIC ANALYSIS DATA

CASE NUMBER	1499	MATRIX	Aqueous
SAMPLE NUMBER	0306908	DILUTION FACTOR	1.1
DATA FILE	>G9111	DATE EXTRACTED	07/23/03
CLIENT NAME	CARCI	DATE ANALYZED	07/23/03
FIELD ID	FB-7/21	ANALYZED BY	PHIL

CAS#	COMPOUND	UG/L	MDL
12674112	Aroclor-1016	U	.550
11104282	Aroclor-1221	U	.550
11141165	Aroclor-1232	U	.550
53469219	Aroclor-1242	U	.550
12672296	Aroclor-1248	U	.550
11097691	Aroclor-1254	U	.550
11096825	Aroclor-1260	U	.550

B - Indicates compound found in associated blank.
J - Indicates compound concentration found below MDL.
U - Indicates compound analyzed for but not detected.
E - Indicates result exceeds highest calibration standard.
D - Indicates result is based on a dilution.

ACCREDITED LABORATORIES, INC
PCB ORGANIC ANALYSIS DATA

CASE NUMBER	1499	MATRIX	Soil
SAMPLE NUMBER	0306909	DILUTION FACTOR	1
DATA FILE	>G9115	DATE EXTRACTED	07/23/03
CLIENT NAME	CARCI	DATE ANALYZED	07/23/03
FIELD ID	EP-43	ANALYZED BY	PHIL

CAS#	COMPOUND	UG/KG	MDL
12674112	Aroclor-1016	U	21.3
11104282	Aroclor-1221	U	21.3
11141165	Aroclor-1232	U	21.3
53469219	Aroclor-1242	U	21.3
12672296	Aroclor-1248	U	21.3
11097691	Aroclor-1254	U	21.3
11096825	Aroclor-1260	U	21.3

Percent Solid of 78.3 is used for all target compounds.

B - Indicates compound found in associated blank.
J - Indicates compound concentration found below MDL.
U - Indicates compound analyzed for but not detected.
E - Indicates result exceeds highest calibration standard.
D - Indicates result is based on a dilution.

ACCREDITED LABORATORIES, INC
PCB ORGANIC ANALYSIS DATA

CASE NUMBER	1499	MATRIX	Soil
SAMPLE NUMBER	0306910	DILUTION FACTOR	1
DATA FILE	>G9116	DATE EXTRACTED	07/23/03
CLIENT NAME	CARCI	DATE ANALYZED	07/23/03
FIELD ID	EP-43U	ANALYZED BY	PHIL

CAS#	COMPOUND	UG/KG	MDL
12674112	Aroclor-1016	U	21.2
11104282	Aroclor-1221	U	21.2
11141165	Aroclor-1232	U	21.2
53469219	Aroclor-1242	U	21.2
12672296	Aroclor-1248	U	21.2
11097691	Aroclor-1254	U	21.2
11096825	Aroclor-1260	U	21.2

Percent Solid of 78.6 is used for all target compounds.

B - Indicates compound found in associated blank.
J - Indicates compound concentration found below MDL.
U - Indicates compound analyzed for but not detected.
E - Indicates result exceeds highest calibration standard.
D - Indicates result is based on a dilution.

ACCREDITED LABORATORIES, INC
PCB ORGANIC ANALYSIS DATA

CASE NUMBER	1499	MATRIX	Soil
SAMPLE NUMBER	0306911	DILUTION FACTOR	1
DATA FILE	>G9117	DATE EXTRACTED	07/23/03
CLIENT NAME	CARCI	DATE ANALYZED	07/23/03
FIELD ID	EP-44	ANALYZED BY	PHIL

CAS#	COMPOUND	UG/KG	MDL
12674112	Aroclor-1016	U	21.9
11104282	Aroclor-1221	U	21.9
11141165	Aroclor-1232	U	21.9
53469219	Aroclor-1242	U	21.9
12672296	Aroclor-1248	U	21.9
11097691	Aroclor-1254	1680	21.9
11096825	Aroclor-1260	U	21.9

Percent Solid of 76.1 is used for all target compounds.

B - Indicates compound found in associated blank.
J - Indicates compound concentration found below MDL.
U - Indicates compound analyzed for but not detected.
E - Indicates result exceeds highest calibration standard.
D - Indicates result is based on a dilution.

ACCREDITED LABORATORIES, INC
PCB ORGANIC ANALYSIS DATA

CASE NUMBER	1499	MATRIX	Soil
SAMPLE NUMBER	0306912	DILUTION FACTOR	1
DATA FILE	>G9118	DATE EXTRACTED	07/23/03
CLIENT NAME	CARCI	DATE ANALYZED	07/23/03
FIELD ID	EP-44U	ANALYZED BY	PHIL

CAS#	COMPOUND	UG/KG	MDL
12674112	Aroclor-1016	U	23.1
11104282	Aroclor-1221	U	23.1
11141165	Aroclor-1232	U	23.1
53469219	Aroclor-1242	U	23.1
12672296	Aroclor-1248	U	23.1
11097691	Aroclor-1254	3270	23.1
11096825	Aroclor-1260	U	23.1

Percent Solid of 72.1 is used for all target compounds.

B - Indicates compound found in associated blank.
J - Indicates compound concentration found below MDL.
U - Indicates compound analyzed for but not detected.
E - Indicates result exceeds highest calibration standard.
D - Indicates result is based on a dilution.

ACCREDITED LABORATORIES, INC
PCB ORGANIC ANALYSIS DATA

CASE NUMBER	1499	MATRIX	Soil
SAMPLE NUMBER	0306913	DILUTION FACTOR	1
DATA FILE	>G9119	DATE EXTRACTED	07/23/03
CLIENT NAME	CARCI	DATE ANALYZED	07/23/03
FIELD ID	EP-45	ANALYZED BY	PHIL

CAS#	COMPOUND	UG/KG	MDL
12674112	Aroclor-1016	U	21.9
11104282	Aroclor-1221	U	21.9
11141165	Aroclor-1232	U	21.9
53469219	Aroclor-1242	U	21.9
12672296	Aroclor-1248	U	21.9
11097691	Aroclor-1254	1850	21.9
11096825	Aroclor-1260	U	21.9

Percent Solid of 76.2 is used for all target compounds.

B - Indicates compound found in associated blank.
J - Indicates compound concentration found below MDL.
U - Indicates compound analyzed for but not detected.
E - Indicates result exceeds highest calibration standard.
D - Indicates result is based on a dilution.

ACCREDITED LABORATORIES, INC
PCB ORGANIC ANALYSIS DATA

CASE NUMBER	1499	MATRIX	Soil
SAMPLE NUMBER	0306914	DILUTION FACTOR	1
DATA FILE	>G9120	DATE EXTRACTED	07/23/03
CLIENT NAME	CARCI	DATE ANALYZED	07/24/03
FIELD ID	EP-45U	ANALYZED BY	PHIL

CAS#	COMPOUND	UG/KG	MDL
12674112	Aroclor-1016	U	22.0
11104282	Aroclor-1221	U	22.0
11141165	Aroclor-1232	U	22.0
53469219	Aroclor-1242	U	22.0
12672296	Aroclor-1248	U	22.0
11097691	Aroclor-1254	1650	22.0
11096825	Aroclor-1260	U	22.0

Percent Solid of 75.9 is used for all target compounds.

B - Indicates compound found in associated blank.
J - Indicates compound concentration found below MDL.
U - Indicates compound analyzed for but not detected.
E - Indicates result exceeds highest calibration standard.
D - Indicates result is based on a dilution.

ACCREDITED LABORATORIES, INC
PCB ORGANIC ANALYSIS DATA

CASE NUMBER	1499	MATRIX	Soil
SAMPLE NUMBER	0306915DL 10	DILUTION FACTOR	10
DATA FILE	>G9146	DATE EXTRACTED	07/23/03
CLIENT NAME	CARCI	DATE ANALYZED	07/24/03
FIELD ID	EP-46	ANALYZED BY	PHIL

CAS#	COMPOUND	UG/KG		MDL
12674112	Aroclor-1016	U		176
11104282	Aroclor-1221	U		176
11141165	Aroclor-1232	U		176
53469219	Aroclor-1242	U		176
12672296	Aroclor-1248	U		176
11097691	Aroclor-1254	20300	D	176
11096825	Aroclor-1260	U		176

Percent Solid of 94.5 is used for all target compounds.

B - Indicates compound found in associated blank.
J - Indicates compound concentration found below MDL.
U - Indicates compound analyzed for but not detected.
E - Indicates result exceeds highest calibration standard.
D - Indicates result is based on a dilution.

ACCREDITED LABORATORIES, INC
PCB ORGANIC ANALYSIS DATA

CASE NUMBER	1499	MATRIX	Soil
SAMPLE NUMBER	0306916DL 5	DILUTION FACTOR	5
DATA FILE	>G9147	DATE EXTRACTED	07/23/03
CLIENT NAME	CARCI	DATE ANALYZED	07/24/03
FIELD ID	EP-47	ANALYZED BY	PHIL

CAS#	COMPOUND	UG/KG		MDL
12674112	Aroclor-1016	U		85.1
11104282	Aroclor-1221	U		85.1
11141165	Aroclor-1232	U		85.1
53469219	Aroclor-1242	U		85.1
12672296	Aroclor-1248	U		85.1
11097691	Aroclor-1254	5340	D	85.1
11096825	Aroclor-1260	U		85.1

Percent Solid of 97.9 is used for all target compounds.

B - Indicates compound found in associated blank.
J - Indicates compound concentration found below MDL.
U - Indicates compound analyzed for but not detected.
E - Indicates result exceeds highest calibration standard.
D - Indicates result is based on a dilution.

ACCREDITED LABORATORIES, INC
PCB ORGANIC ANALYSIS DATA

CASE NUMBER	1499	MATRIX	Soil
SAMPLE NUMBER	0306917DL 20	DILUTION FACTOR	20
DATA FILE	>G9148	DATE EXTRACTED	07/23/03
CLIENT NAME	CARCI	DATE ANALYZED	07/24/03
FIELD ID	EP-48	ANALYZED BY	PHIL

CAS#	COMPOUND	UG/KG		MDL
12674112	Aroclor-1016	U		343
11104282	Aroclor-1221	U		343
11141165	Aroclor-1232	U		343
53469219	Aroclor-1242	U		343
12672296	Aroclor-1248	U		343
11097691	Aroclor-1254	24800	D	343
11096825	Aroclor-1260	U		343

Percent Solid of 97.1 is used for all target compounds.

B - Indicates compound found in associated blank.
J - Indicates compound concentration found below MDL.
U - Indicates compound analyzed for but not detected.
E - Indicates result exceeds highest calibration standard.
D - Indicates result is based on a dilution.

ACCREDITED LABORATORIES, INC
PCB ORGANIC ANALYSIS DATA

CASE NUMBER	1499	MATRIX	Soil
SAMPLE NUMBER	0306918MS	DILUTION FACTOR	1
DATA FILE	>G9124	DATE EXTRACTED	07/23/03
CLIENT NAME	CARCI	DATE ANALYZED	07/24/03
FIELD ID	EP-43MS	ANALYZED BY	PHIL

CAS#	COMPOUND	UG/KG	MDL
12674112	Aroclor-1016	U	21.2
11104282	Aroclor-1221	U	21.2
11141165	Aroclor-1232	U	21.2
53469219	Aroclor-1242	U	21.2
12672296	Aroclor-1248	U	21.2
11097691	Aroclor-1254	U	21.2
11096825	Aroclor-1260	522	21.2

Percent Solid of 78.5 is used for all target compounds.

B - Indicates compound found in associated blank.
J - Indicates compound concentration found below MDL.
U - Indicates compound analyzed for but not detected.
E - Indicates result exceeds highest calibration standard.
D - Indicates result is based on a dilution.

ACCREDITED LABORATORIES, INC
PCB ORGANIC ANALYSIS DATA

CASE NUMBER	1499	MATRIX	Soil
SAMPLE NUMBER	0306919MSD	DILUTION FACTOR	1
DATA FILE	>G9125	DATE EXTRACTED	07/23/03
CLIENT NAME	CARCI	DATE ANALYZED	07/24/03
FIELD ID	EP-43MSD	ANALYZED BY	PHIL

CAS#	COMPOUND	UG/KG	MDL
12674112	Aroclor-1016	U	20.2
11104282	Aroclor-1221	U	20.2
11141165	Aroclor-1232	U	20.2
53469219	Aroclor-1242	U	20.2
12672296	Aroclor-1248	U	20.2
11097691	Aroclor-1254	U	20.2
11096825	Aroclor-1260	410	20.2

Percent Solid of 82.4 is used for all target compounds.

B - Indicates compound found in associated blank.
J - Indicates compound concentration found below MDL.
U - Indicates compound analyzed for but not detected.
E - Indicates result exceeds highest calibration standard.
D - Indicates result is based on a dilution.

Interim Remedial Measures Report
Appendix D – Data Usability Summary Reports
A.K. Allen Company, Inc.
Mineola, New York
Site Number 130100

February 2004

Prepared for:

A.K. ALLEN COMPANY, INC.
255 East Second Street
Mineola, New York 11501

Prepared by:

CA RICH CONSULTANTS, INC.
17 Dupont Street
Plainview, New York 11803

APPENDIX D.
Laboratory Analysis

Premier Environmental Services.

DATA USABILTY SUMMARY REPORT (DUSR)
OF THE
AK ALLEN SITE
MINEOLA, NEW YORK

ORGANIC AND
INORGANIC ANALYSES IN
AQUEOUS AND NON-AQUEOUS
SAMPLES

ACCUTEST LABORATORIES
DAYTON, NEW JERSEY

REPORT NUMBER: N35745

June, 2003

Prepared for
C.A. Rich Consultants, Inc.
Plainview, New York

Prepared by
Premier Environmental Services
2815 Covered Bridge Road
Merrick, New York 11566
(516)223-9761

NYS DEC Data Usability Summary Report

DATA VALIDATION FOR:	**Volatile Organic Analyses, Base Neutral Semivolatile Organic Analyses, Polychlorinated Biphenyl Analyses**
SITE:	**AK Allen Mineola, NY**
CONTRACT LAB:	**Accutest Laboratories, Inc. Dayton, New Jersey**
REVIEWER:	**Renee Cohen**
DATE REVIEW COMPLETED:	**June, 2003**
MATRIX:	**Aqueous and Non-Aqueous**

The data validation was performed according to the guidelines in the described in the New York State Department of Environmental Conservation, Division of Environmental Remediation, Guidance for the Development of Data Usability Summary Reports (DUSR). In addition the data was been reviewed using the protocol specified in the NYS Analytical Services Protocol ('95).

All data are considered valid and acceptable except those analytes which have been rejected "R" (unreliable/unusable). Due to various QC problems some analytes may have been qualified with a "J" (estimated), "N" (presumptive evidence for the presence of the material, "U" (non-detect), or "JN" (presumptive evidence for the presence of the material at an estimated value) flag. All actions are detailed on the attached sheets.

Several factors should be noted for all persons using this data. Persons using this data should be aware that no result is guaranteed to be accurate even if it has passed all QC tests. The main purpose of this review is to appropriately qualify outliers and to determine whether the results presented meet the specific site/project criteria for data quality and data use.

This data assessment is for twenty-five (25) soil samples, one (1) Field Blank sample and one (1) Trip Blank samples. The samples were collected on March 27, 2003 and March 28, 2003. The samples were shipped via UPS to Accutest Laboratories located in Dayton, New Jersey. The samples were received at the laboratory on March 29, 2003. The samples were analyzed for Volatile Organic Analytes (EPA Method 8260), Base Neutral Semivolatile Organic Analytes (BN SVOA-EPA Method 8270) and Polychlorinated Biphenyl's (PCB's) (EPA Method 8082) as specified on the Chain of Custody (COC) documentation that accompanied the samples to the laboratory. In addition the samples were analyzed for Total TAL Metals. The inorganic data review is located in the Inorganic Data Usability Summary Report.

A cross-reference between Field Sample ID and Laboratory Sample ID is located in Table 1 of this report. A list of definitions that may be used in this report is located in Appendix A. Copies of qualified data result pages are located in Appendix B of this report and a copy of Chain of Custody (COC) documentation associated with sampling event is located in Appendix C.

DATA USABILITY SUMMARY REPORT (DUSR)
AK ALLEN SITE

1. OVERVIEW:

The twenty-five (25) soil samples, one (1) Field Blank and one (1) Trip Blank samples were submitted to the laboratory for the analyses requested on the Chain of Custody (COC) documentation. The samples were analyzed for the organic analytes using EPA Test Methods for the Evaluation of Solid Waste (SW 846), Method 8260/8270/8082. The laboratory provided a deliverables package in accordance with the guidelines in the NYSDEC ASP, Rev '95, Category B.

2. HOLDING TIME:

The amount of an analyte in a sample can change with time due to chemical instability, degradation, volatilization, etc. If the specified holding time is exceeded, the data may not be valid. Preserved volatile organic analyses are required to be analyzed within 10 days of validated time of sample receipt (VTSR) in accordance with the NYSDEC ASP, Rev '95. The technical holding time for properly preserved aqueous and non-aqueous samples is 14 days from collection. Base Neutral Semivolatile Organic and Polychlorinated Biphenyl samples are to be prepared/extracted within five (5) days of validated time of sample receipt (VTSR) in accordance with the NYSDEC ASP, Rev '95. The technical holding time for properly samples is to prepare the aqueous samples within 7 days of collection and the soil samples within fourteen days of collection.

Volatile Organic Analyses – Twenty-four (24) soil and two aqueous samples were analyzed for Volatile Organic Analytes. All of the field samples and QC samples associated with this data set were initially analyzed within the ten (10) days of VTSR. The reanalysis of sample SD-03 Surface was analyzed outside the method holding time. The data from the initial analysis was reported on the result form.

Base Neutral Semivolatile Organic Analyses – Four (4) soil samples and one (1) aqueous sample were prepared in two batches on April 1, 2003. Samples were analyzed between April 2, 2003 and April 9, 2003. All samples in this data set were prepared and analyzed within the NYS DEC ASP holding time.

Polychlorinated Biphenyl Analyses – Four (4) soil samples and one (1) aqueous sample were prepared in two (2) batches on April 1, 2003. Field samples in this data set were analyzed between April 4, 2003 and April 11, 2003. The samples in this data set were prepared and analyzed within the NYS DEC ASP holding time.

DATA USABILITY SUMMARY REPORT (DUSR)
AK ALLEN SITE

3. SURROGATES:

All samples are spiked with surrogate compounds prior to sample preparation to evaluate the overall laboratory performance and the efficiency of the analytical technique. If the measured surrogate concentrations are outside the QC limits, qualifiers were applied to the effected samples.

Volatile Organic Analyses – Each sample was spiked with the surrogate compounds 1,2-Dichloroethane-d4, 4-Bromofluorobenzene, Toluene-d8 and Dibromofluoromethane. In-house surrogate recovery limits were utilized by the laboratory. The percent recovery of each surrogate met QC criteria in all field and QC samples associated with this data set with the exception of Toluene-d8 and 4-Bromofluorobenzene in sample SD-03 Surface. This sample was reanalyzed and all surrogates met QC criteria. The laboratory reported the data from the initial run which was analyzed within the method holding time. The reanalysis, in which all surrogates met QC criteria was analyzed two days beyond the method holding time. The target analytes have been qualified "UJ/J" estimated on the result page.

Qualified data result pages are located in Appendix B of this report.

Base Neutral Semivolatile Organic Analyses – Each sample was spiked with the base neutral surrogate compounds Nitrobenzene-d5, 2-Fluorobiphenyl and Terphenyl-d14. The surrogate recovery of all aqueous and QC samples in this data set met QC criteria. The surrogate recovery of Terphenyl-d14 exceeded QC limits in sample SD-03 Surface and SD-03 5'. The method allows for one surrogate to be outside QC limits per fraction, therefore, no action was taken based on this outlier.

Polychlorinated Biphenyl Analyses – Each sample was spiked with the surrogate compounds. Tetrachloro-m-xylene (TCMX) and Decachlorobiphenyl (DCB). The laboratory reported surrogate recovery in terms of percent from both the columns. All surrogate recoveries met QC limits on both columns.

4. MATRIX SPIKE/SPIKE DUPLICATE, MS/MSD:

The MS/MSD data are generated to determine the long term precision and accuracy of the analytical method in various matrices. The MS/MSD may be used in conjunction with other QC criteria for additional qualification of data. The laboratory used the in-house generated recovery criteria and RPD (precision) data for reporting purposes.

Volatile Organic Analyses – Soil samples SD-03 (6-9'), IRM B-1 10-20 (18-20') and IRM B-2 30' were utilized for the soil MS/MSD analyses. All percent recoveries in the MS and MSD sample met QC criteria. All Relative Percent Differences (RPD's) met QC criteria in the MS/MSD sample set. No action is taken based on the soil MS/MSD alone. Batch QC was utilized for the aqueous MS/MSD sample set. Data was not qualified on batch MS/MSD analysis.

Base Neutral Semivolatile Organic Analyses – Soil sample SD-03 (6-9') was utilized for the soil MS/MSD analysis. A full component spike was analyzed and reported in accordance with the method. In-house matrix spike recovery limits were utilized. In-house RPD limits were listed on the summary form. All recoveries met QC criteria in the matrix spike sample. Batch QC was utilized for the aqueous matrix spike analysis. Data was not qualified based on the recoveries in this sample.

Polychlorinated Biphenyl Analyses – Soil sample SD-03 6-9' was utilized for the MS/MSD analysis. Aroclor 1260 and Aroclor 1016 were added to the sample prior to extraction. The recovery of each analyte met QC criteria in the MS/MSD sample set. Batch QC was utilized for the aqueous matrix spike analysis. Percent recoveries met QC criteria in the aqueous MS/MSD sample set.

DATA USABILITY SUMMARY REPORT (DUSR)
AK ALLEN SITE

5. BLANK SPIKE ANALYSIS:

The NY ASP protocol requires that a blank spike analysis be performed with each sample batch. The blank spike analysis is used to insure that the analytical system is in control. The laboratory applied in-house recovery limits for each analyte.

Volatile Organic Analytes – The laboratory performed three (3) soil blank spike and one (1) aqueous blank spike analysis with this data set. The sample was spiked with all reported analytes. All spike recoveries in the blank spike samples met QC criteria.

Base Neutral Semivolatile Organic Analytes – The laboratory performed one blank spike analysis per matrix with this data set. The sample was spiked with all reported analytes. All spike recoveries in each of the blank spike samples met QC criteria.

Polychlorinated Biphenyl Analyses - The laboratory performed one blank spike analysis per matrix with this data set. The sample was spiked with all reported analytes. All spike recoveries in each of the blank spike samples met QC criteria.

6. BLANK CONTAMINATION:

Quality assurance (QA) blanks, such as the method, trip, field, or rinse blanks are prepared to identify any contamination that may have been introduced into the samples during sample preparation or field activity. Method blanks measure laboratory contamination. Trip blanks measure cross-contamination of samples during shipment. Field blanks measure cross-contamination of samples during field operations. Samples are then qualified based on blank contamination when detected.

A) Method Blank contamination

Volatile Organic Analyses – Three (3) soil and one (1) aqueous method blank are associated with this data set. Each method blank was free from contamination of target analytes. Each of the soil method blanks contained Carbon Dioxide at a concentration between 130-170 ug/kg. When detected in associated soil samples, at a concentration less than five (5) times that detected, this TIC has been negated.

Qualified data result pages are located in Appendix B of this report.

Base Neutral Semivolatile Organic Analyses – One (1) aqueous method blank analyses are associated with this data set. It was free from contamination of all target analytes. One (1) soil method blank is associated with this data set. It was free from contamination of target anlytes. One (1) Aldol Condensation Product (ACP) at retention time 5.62 minutes. This analyte has been negated, when detected, in associated field samples.

Qualified data result pages are located in Appendix B of this report.

Polychlorinated Biphenyl Analyses – Two (2) aqueous method blank analyses are associated with this data set. Each was free from contamination of all target analytes. One (1) soil method blank is associated with this data set. It was free from contamination of target anlytes.

DATA USABILITY SUMMARY REPORT (DUSR)
AK ALLEN SITE

6. BLANK CONTAMINATION (cont'd)

B) Field Blank contamination

Volatile Organic Analyses - The Field Blank (3/27/03) sample was free from contamination of all target analytes.

Base Neutral Semivolatile Organic Analyses - The Field Blank (AK Allen FB 3/27/03) sample was free from contamination of all Base Neutral target analytes.

Polychlorinated Biphenyl Analyses – The Field Blank (3/27/03) sample was free from contamination of all target Aroclors.

C) Trip Blank contamination

Volatile Organic Analyses - The Trip Blank (3/27/03) sample was free from contamination of all target analytes.

DATA USABILITY SUMMARY REPORT (DUSR)
AK ALLEN SITE

7. GC/MS CALIBRATION:

Satisfactory instrument calibration is established to ensure that the instrument is capable of producing acceptable quantitative data. An initial calibration demonstrates that the instrument is capable of giving acceptable performance at the beginning of an experimental sequence. The continuing calibration verifies that the instrument is giving satisfactory daily performance. USEPA data validation criteria is the same for all analytes in both GC/MS Volatile and GC/MS Semivolatile Organic analyses, therefore, all text discussion is for VOA and SVOA samples analyses.

A) RESPONSE FACTOR

The response factor measures the instrument's response to specific chemical compounds. USEPA data review requires that the response factor of all analytes be greater than or equal to 0.05 in both initial and continuing calibration analyses. A value less than 0.05 indicates a serious detection and quantitation problem (poor sensitivity). USEPA data validation criteria states that if the minimum RRF criteria is not met in an initial calibration the positive results are qualified "J". Non detect results in the initial calibration with a RRF <0.05 are qualified "R", unusable. If RRF criteria is not met in the continuing calibration curve analysis, effected positive analytes will be qualified "J" estimated. Those analytes not detected are not qualified. The SW-846 Methods cite specific analytes known as System Performance Check Compounds (SPCC). Minimum response criteria is set for these analytes. If the minimum criteria is not met, analyses must stop and the source of problems must be found and corrected. Data associated with this set has been reviewed for the criteria in the cited in the EPA Method and the USEPA criteria.

Volatile Organic Analyses - One (1) aqueous calibration curve is associated with this data set. The laboratory performed an initial multi level calibration on March 18, 2003. The RRF for all compounds met QC criteria in the initial calibration curve.

One (1) soil calibration curve is associated with this data set. The initial calibration curve was analyzed March 17, 2003. The RRF of all target compounds met QC criteria.

One (1) continuing calibration standard is associated with the aqueous sample analyses. All response factors met QC criteria with the exception of Acetone (0.043). Acetone has been qualified "R" unusable in the aqueous samples in this data set due to the low response factor.

Qualified data result pages are located in Appendix B of this report.

Four (4) continuing calibration standards are associated with the soil sample analyses. All response factors met QC criteria in each of the continuing calibration standard analyses.

Base Neutral Semivolatile Organic Analyses – Two (2) aqueous and one (1) soil initial calibration curves are associated with this data set. The RRF for all compounds in each of the calibration curves met QC criteria. Five (5) continuing calibration standards are associated with this data set. The response factor of each analyte met QC criteria.

DATA USABILITY SUMMARY REPORT (DUSR)
AK ALLEN SITE

7. GC/MS CALIBRATION (cont'd)

B) PERCENT RELATIVE STANDARD DEVIATION (RSD) AND PERCENT DIFFERENCE (%D):

Percent RSD is calculated from the initial calibration and is used to indicate the stability of the specific compound response factor over increasing concentration. Percent D compares the response factor of the compounds in the continuing calibration standard to the mean response factor (RRF) from the initial calibration. Percent D is a measure of the instrument's daily performance. Region II data validation criteria states that the percent RSD of the initial calibration curve must be less than or equal to 30%. The %D must be <25% in the continuing calibration standard. This criteria has been applied to all target analytes. A value outside of these limits indicates potential detection and quantitation errors. For these reasons, all positive results are flagged as estimated, "J" and non-detects may be flagged "UJ", based on professional judgement. If %RSD and %D grossly exceed QC criteria (>90%), non-detects data may be qualified "R", unuseable. Data associated with this set has been reviewed for the criteria in the cited in the USEPA Data Validation Guidelines.

Volatile Organic Analyses – One (1) aqueous calibration curve is associated with this data set. All RSD% met QC criteria in this initial calibration curve analysis. – One (1) soil calibration curve is associated with this data set. All RSD% met QC criteria in this initial calibration curve analysis

One (1) soil and four (4) continuing calibration standards are associated with the aqueous and low-level soil samples in this data set. The %Difference met QC criteria for all target analytes in each continuing calibration standard analysis.

Base Neutral Semivolatile Organic Analyses – Two (2) aqueous and one (1) soil initial calibration curve are associated with this data set. All %RSD criteria was met for the target analytes in each of the initial calibration curves.

Five (5) continuing calibration standard analyses are associated with this data set. All QC criteria (%D) was met in each of the continuing calibration standard analyses associated with the soil samples. All QC criteria (%D) was met in each of the continuing calibration standard analyses associated with the aqueous samples.

DATA USABILITY SUMMARY REPORT (DUSR)
AK ALLEN SITE

8. GC CALIBRATION

GC Calibration of the PCB analytes was performed in accordance with the USEPA SW846 method. All analyses are performed using a single injection with a splitter and dual column (DB-1701/DB-5) analysis. This includes the analysis of a five-point calibration curve of Aroclor 1260 and Aroclor 1016. The Aroclor calibration factors and retention time windows are established. The %RSD of each peak must be less than 20% in the initial calibration curve analysis. One (1) single mid-level calibrrationstandard was analyzed for each of the other Aroclors reported. Continuing calibration is performed after each ten (10) field samples. %Difference is calculated. Review of calibration was performed. Data qualifiers were applied when QC criteria was not met. Instrument and calibration criteria are then summarized on laboratory generated forms that were included in the data report for review.

Three (3) initial calibration curves are associated with this data set. Initial calibration curves were analyzed March 20, 2003, April 3-4, 2003 and April 9, 2003. All calibration data associated with this data set met QC criteria in terns of response factor and %RSD.

Two (2) continuing calibration standard analyses are associated with the March 20, 2003 curve. All QC criteria was met in each of the continuing calibration standard analyses.

Seven (7) continuing calibration standard analyses are associated with the April 3-4, 2003 curve. All QC criteria was met in each of the continuing calibration standard analyses.

Two (2) continuing calibration standard analyses are associated with the April 9, 2003 curve. All QC criteria was met in each of the continuing calibration standard analyses.

9. GC/MS MASS SPECTROMETER TUNING:

Tuning and performance criteria are established to ensure adequate mass resolution, proper identification of compounds, and to some degree, sufficient instrument sensitivity. These criteria are not sample specific. Instrument performance is determined using standard materials. Therefore, these criteria should be met in all circumstances. The tuning standard for volatile organics is Bromofluorobenzene (BFB). The tuning compound for semivolatile organic analyses is decafluorotriphenylphosphine (DFTPP). If the mass calibration is in error, or missing, all associated data will be classified as unusable, "R".

Volatile Organic Analyses/Base Neutral Semivolatile Organic Analyses – All instrument Tuning criteria was met for these sample analyses.

DATA USABILITY SUMMARY REPORT (DUSR)
AK ALLEN SITE

10. GC/MS INTERNAL STANDARDS PERFORMANCE:

Internal standard (IS) performance criteria ensure that the GC/MS sensitivity and response are stable during every run. The method recommends that the internal standard area count must not vary by more than a factor of 2 (-50%to +100%) from the associated continuing calibration standard. The method recommends that the retention time of the internal standard must not vary more than ±30 seconds from the associated continuing calibration standard. The EPA CLP validation guidelines state that if the area count is outside the (-50% to +100%) range of the associated standard, all of the positive results for compounds quantitated using that IS are qualified estimated, "J", and all non-detects below 50% are qualified "UJ", non detects above 100% should not be qualified or "R" if there is a severe loss of sensitivity. The internal standard evaluation criteria is applied to all field and QC samples.

Volatile Organic Analyses – All samples were fortified with the internal standards Tert Butyl Alcohol-d9, Pentafluorobenzene, 1,4-Difluorobenzene, Chlorobenzene-d5 and 1,4-Dichlorobenzene-d4. All internal standard area criteria was met for these analyses with the exception of sample SD-03 Surface. The internal standard area counts of 1,4-Dichlorobenzene-d4 exceeded QC criteria. The sample was reanalyzed and comparable data was obtained. The reanalysis was performed outside the NYS DEC method holding time. The target analytes associated with this Internal Standard have been qualified "UJ/J" estimated.

Qualified data result pages are located in Appendix B of this report.

Base Neutral Semivolatile Organic Analyses – All samples were fortified with the internal standards 1,4-Dichlorobenzene-d4, Naphthalene-d8, Acenaphthene-d10, Phenanthrene-d10, Chrysene-d12 and Perylene-d12. All Internal Standard QC criteria was met for these analyses with the exception of samples SD-03 Surface and SD-03 5'. The Internal Standard Area counts of Naphthalene-d8, Chrysene-d12 and Perylene-d12 exceeded QC criteria in sample SD-03 Surface. The sample was reanalyzed at a dilution of 1:10 to report the concentration of bis(2-Ethylhexyl)phthalate. All Internal standard area counts met QC criteria in the dilution analysis. The analytes associated with the internal standards which did not meet Qc criteria in the undiluted run have been qualified "UJ/J", estimated. The Internal Standard Area counts met QC criteria in sample SD-03 5' with the exception of Chrysene-d12 and Perylene-d12. The sample was reanalyzed and comparable data was obtained. The analytes associated with these Internal Standards have qualified "UJ/J" estimated in both the initial and reanalysis of this sample.

Qualified data result pages are located in Appendix B of this report.

DATA USABILITY SUMMARY REPORT (DUSR)
AK ALLEN SITE

11. COMPOUND IDENTIFICATION:

Target compounds are identified on the GC/MS by using the analyte's relative retention time (RRT) and by comparison to the ion spectra obtained from known standards. For the results to be a positive hit, the sample peak must be within ± 0.06 RRT units of the standard compound, and have an ion spectra which has a ratio of the primary and secondary ion intensities with 20% of that in the standard compound. Target compounds are identified on the GC by using the analytes retention time. Concentration is quantitated from the initial calibration curve.

Volatile Organic Analyses – All samples reported the VOA 8260 analytes specified on the COC documents. In addition, the analytes 1,2,4-Trimethylbenzene and 1,3,5-Trimethylbenzene were added. A Library search for Tentatively Identified Compounds was performed and reported for each of the samples. The laboratory reported the target analytes to the determined method detection limit. All sample data was reported within the calibration range of the instrument.

A number of the samples contained unknown/alkane TIC compounds. These were reported on the target analyte result pages and qualified "J" by the laboratory as required.

Sample SD-03 5' was analyzed using approximately 1gram of soil due to the concentration of 1,3,5-Trimethylbenzene (277 ug/kg) detected in the sample. All reporting limits and method detection limits were elevated to reflect this dilution.

Sample IRM B-1 0-10 (2-4') was analyzed using approximately ½ gram of soil due to the concentration of a number of target analytes detected in the sample. All reporting limits and method detection limits were elevated to reflect this dilution.

Base Neutral Semivolatile Organic Analyses – Samples were prepared and analyzed in accordance with the method cited. Soil sample data results are reported on a dry weight basis.

Sample SD-03 Surface was initially analyzed without dilution, however, due to the concentration of bis(2-ethylhexyl)phthalate detected, the sample was reanalyzed and reported from a dilution of 1:10. The raw data from both analyses are provided for review. A large hump was observed in both the initial sample chromatogram as well as the dilution analysis chromatogram.

Sample SD-03 5' was initially analyzed with dilution a dilution of 1:5, however, due to the concentration of bis(2-ethylhexyl)phthalate detected, the sample was reanalyzed at a further dilution of 1:25. The raw data from both analyses are provided for review. A large hump was observed in both the initial sample chromatogram as well as the dilution analysis chromatogram.

The second page of the data results of sample SD-99 6-9' (p.922) was not included in the report. The laboratory was contacted and the page was provided. A copy of the correspondence associated with this issue is located in Appendix D of this report.

Polychlorinated Biphenyl Analyses – All samples were reported without dilution with the exception of sample IRM B-10-10 (4-6'). This sample was initially analyzed without dilution, however due to the concentration of Aroclor 1254 detected and additional dilution of 1:10 was required.

DATA USABILITY SUMMARY REPORT (DUSR)
AK ALLEN SITE

12. OVERALL ASSESSMENT:

Analytical QC criteria was met for these analyses. The data reported agrees with the raw data provided in the final report. The laboratory provided a complete data package and reported all data using acceptable protocols and laboratory qualifiers as defined in the report package. All soil sample data was reported on a dry weight basis.

The data provided for this data set is acceptable for use, with the noted data qualifiers.

NYS DEC Data Usability Summary Report

DATA VALIDATION FOR:	**TAL Metals, RCRA Metals**
SITE:	**AK Allen** **Mineola, NY**
CONTRACT LAB:	**Accutest Laboratories** **Dayton, New Jersey**
REVIEWER:	**Renee Cohen**
DATE REVIEW COMPLETED:	**June, 2003**
MATRIX:	**Non-Aqueous, Aqueous**

This data assessment is for twenty-five (25) soils, one (1) Field Blank and one (1) Trip Blank sample are summarized in Table 1 of this report. The samples were collected March 27, 2003 and March 28, 2003 and shipped to Accutest Laboratories, located in Dayton, New Jersey via UPS. The COC indicated which samples were to be analyzed for the TAL Metals group and which samples were to be analyzed for the RCRA Metals group. A copy of the COC documents associated with the data set is located in Appendix C of this report.

The data evaluation was performed according to the guidelines noted in the "National Functional Guidelines for Inorganic Data Review, February 1994 and the NYSDEC ASP. A Data Usability Summary Report (DUSR) has been prepared in accordance with the guidelines of the Division of Environmental Remediation.

Several factors should be noted for all persons using this data. Persons using this data should be aware that no result is guaranteed to be accurate even if it has passed all QC tests. The main purpose of this review is to appropriately qualify outliers and to determine whether the results presented meet the specific site/project criteria for data quality and data use.

Table 1 of this report contains a cross reference between the Field Sample ID's and the Laboratory Sample ID's.

Appendix A of this Data Usability Summary Report (DUSR) contains a summary of the data qualifiers that may be used in the report. Appendix B contains the qualified data result pages. Appendix C contains the Chain of Custody (COC) documents associated with this data set. Appendix D of this report includes copies of any correspondence between this data validator and the laboratory.

DATA USABILITY SUMMARY REPORT (DUSR)
AK ALLEN SITE

1. HOLDING TIME

The amount of an analyte in a sample can change with time due to chemical instability, degradation, volatilization, etc. If the specified holding time is exceeded, the data may not be valid. Metals with the exception of Mercury, are required to be digested and analyzed within 180 days of Verified Time of Sample Receipt (VTSR). Mercury samples are to be digested and analyzed within 26 days of VTSR.

All sample analyses associated with Project ID: N35745 were prepared/digested and analyzed within the proper holding time.

2. CALIBRATION ANALYSIS

Inductively Coupled Plasma (ICP) was utilized for these analyses. The ICP was calibrated using a single point standard as required by the manufacturer. An initial calibration verification (ICV) standard was then analyzed to verify instrument calibration. The soil samples in this data set were analyzed in two (2) analytical sequences on April 15, 2003 and April 16, 2003. The aqueous sample was analyzed in a sequence analyzed on April 2, 2003. Recoveries of the ICV standards associated with each analytical sequence met QC criteria. One continuing calibration verification (CCV) standard was then analyzed after each ten (10) field samples. All CCV percent recoveries met QC criteria in each of the analytical sequences.

Analysis for Cold Vapor Mercury is calibrated using multi point standards and calculating the correlation coefficient of the curve. One of the calibrations standards must be analyzed at the CRDL. The Mercury sequence associated with the soil samples in this data set was performed on April 15, 2003. The aqueous samples were analyzed in an analytical sequence analyzed on April 12, 2003. The initial calibration of each of these analyses met QC criteria. Continuing calibration standard analysis was performed using a mid point standard and calculating the concentration of the standard in terms of recovery from the initial calibration curve. All continuing calibration analyses associated with this data set met QC criteria.

3. CRDL STANDARD

The CRDL standard is used for the verification of instrument linearity near the CRDL. The CRDL standard control limits are 80%-120% recovery. If the CRDL standard falls outside of the control limits, associated data less than or equal to the 10X the CRDL are qualified estimated (J or UJ) or rejected (R) depending on the recovery of the CRDL standard and the concentration of the analyte in the sample. If the recovery of the CRDL standard is greater than 120% and the result is above the reporting limit the data results were qualified "K" biased high. If the recovery of the CRDL standard is greater than 120% and the result is reported ND, the data results are acceptable and no qualification is applied.

All ICP CRDL standards associated with the soil sequence analyzed April 15, 2003 met QC criteria with the exception of Antimony (79%), Arsenic (121.0%), Cadmium (121.3%), Lead (75.0, 76.7%), Selenium (132.0%,79%) and Thallium (127.0%). Qualifiers have been applied to the data results in the soil samples associated with this analytical sequence.

Qualified data result pages are located in Appendix B of this report.

3. CRDL STANDARD (cont'd)

The April 16, 2003 analytical sequence is associated with the reanalysis of some soil samples for Thallium. The CRDL standard associated with this set met QC criteria.

The aqueous Field Blank sample was analyzed in a sequence April 12, 2003. All ICP CRDL standards associated with the aqueous sequence analyzed April 12, 2003 met QC criteria with the exception of Arsenic (71%, 124.0%) and Selenium (128.0%). The Arsenic data result has been qualified "UJ", estimated. The Selenium result was ND, therefore, no action was taken.

Qualified data result pages are located in Appendix B of this report.

4. INTERFERENCE CHECK STANDARD

The Interference Check Standard (ICS) is used to verify the laboratory interelement and background correction factors of the ICP. Two solutions comprise the ICS A and ICS AB. Solution A consists of the interferent metals while solution AB is the group of target analytes and the interferents metals. An ICS analysis consists of analyzing both solutions consecutively for all wavelengths used for each analyte reported by ICP.

All ICSA and ICSAB recoveries associated with these analyses met QC criteria.

5. MATRIX SPIKE/MATRIX SPIKE DUPLICATE (MS/MSD) ANALYSIS

The spike sample analysis provides information about the effect of the sample matrix upon the digestion and measurement methodology. The spike control limits are 75%-125% when the sample concentration is less than four (4) times the spike added. If the matrix spike recoveries fall in the range of 30%-74%, the sample results are may be biased low and are qualified as estimated (J or UJ). If the matrix spike recoveries fall in the range of 126%-200%, sample results may be biased high. Positive results are qualified estimated (J). If the spike recovery is greater than 125% and the reported sample results are less than the IDL the data point is acceptable for use. If the matrix spike recovery is greater than 200%, the associated sample data are unusable and are rejected (R). If matrix spike results are less than 30%, the associated non-detect results are qualified unusable and rejected (R), and the results reported above the IDL are qualified estimated (J).

MS/MSD analysis was performed on soil sample SD-03 6-9'. All percent recoveries met QC criteria in the MS and MSD sample with the exception of Antimony (69.9%/72.7%). The soil samples in this data set have been qualified "UJ/J", estimated for Antimony.

Qualified data result pages are located in Appendix B of this report.

Batch QC was performed for the aqueous Field Blank sample. Data was not qualified based on the results of batch QC analysis.

6. POST DIGESTION SPIKE ANALYSIS

The post digestion spike sample analysis provides additional information about the effect of the sample matrix upon the digestion and measurement methodology. The post digestion spike is performed for each analyte that the pre-digestion spike recovery falls outside the 75-125% control limit.

Accutest Laboratories did not perform post digestion spike analysis with this data set.

7. DUPLICATE SAMPLE ANALYSIS

The laboratory duplicate sample analysis is used to evaluate the laboratory precision of the method for each analyte. If the duplicate sample analysis results for a particular analyte fall outside the control windows of 20% RPD or +/- CRDL, whichever is appropriate depending upon the concentration of the sample, the associated sample results are qualified "J" estimated.

Accutest Laboratories did not perform sample duplicate analysis, however, matrix spike analysis was performed in duplicate. The Relative Percent Difference (RPD) of the MS and MSD analysis was review. All soil RPD results met QC criteria.

Batch QC was performed for the aqueous Field Blank sample. Data was not qualified based on the results of batch QC analysis.

8. ICP SERIAL DILUTION

The serial dilution analysis indicates whether significant physical or chemical interference's exist due to the sample matrix. If the concentration of any analyte in the original sample is greater than 50 times the instrument detection limit (IDL), an analysis of a 5-fold dilution samples must yield results which have a percent difference (%D) of less than or equal to 10 with the original sample results. If the %D of the serial dilution exceeds the 10% (and is not greater than 100%) for a particular analyte, all the associated sample results are qualified estimated (J).

Soil sample SD-03 6-9' was utilized for the serial dilution analysis. All serial dilution results met QC criteria with the exception of Cadmium (30.2%), Calcium (11.9%), Cobalt (28.1%), Sodium (357%) and Vanadium (13.4%). These analytes have been qualified "J/UJ" estimated in the associated soil samples in this data set.

DATA USABILITY SUMMARY REPORT (DUSR)
AK ALLEN SITE

9. BLANKS

Blank analyses are assessed to determine the existence and magnitude of contamination problems. The criteria for the evaluation of blanks applies to all blanks, including but not limited to reagent blanks, method blanks and field blanks. The responsibility for action in the case of an unsuitable blank result depends upon the circumstances and the origin of the blank itself. If the problem with any blank exists, then all associated data must be carefully evaluated to determine whether there is inherent variability in the data for that case, or the problem is an isolated occurrence not affecting other data.

ICP Metals – The soil samples in this data set were prepared in one (1) batch on April 15, 2003. Target analytes were not detected in this method blank sample.

The aqueous Field Blank(3/27/03) sample was prepared on April 1, 2003. It was free from contamination.

Mercury Analyses – The soil samples in this data set were prepared in one (1) batch on April 15, 2003. The method blank was free from contamination.

The aqueous Field Blank(3/27/03) sample was prepared on April 9, 2003. It was free from contamination.

10. LABORATORY CONTROL SAMPLE ANALYSIS (LCS)

The laboratory control sample (LCS) analysis provides information about the efficiency of the laboratory digestion procedure. If the recovery of any analyte is outside the established control limits, then laboratory performance and method accuracy are in question. Professional judgment is used to determine of data should be qualified or rejected.

Accutest Laboratories prepared and analyzed an LCS sample with each of the soil and aqueous digestion batches associated with this data set. Commercial percent recoveries were used for the review of soil LCS data. Recovery limits of 80%-120% were utilized for review of the aqueous LCS sample. All soil LCS recoveries met QC limits. All aqueous LCS recoveries met QC limits.

11. INSTRUMENT QC DATA

The laboratory is required by the method to perform specific instrument verification tests on a specific timeframe. Based on a review of the QC summary forms included in the data report, Accutest Laboratories performed the required studies specified by the method.

12. SYSTEM PERFORMANCE AND OVERALL ASSESSMENT

This data set included the analysis of six (6) soil samples and one (1) Field Blank (3/27/03) sample. All samples with the exception of sample SD-03 5' reported the Target Analyte List (TAL) of methals. Sample SD-03 5' reported the RCRA list of metals as noted in the COC documents associated with this data set. The data associated with this data set is acceptable for use with the noted data qualifiers. Data qualifiers have been applied to this data set based on the guidelines in the cited EPA documents. A description of the qualifiers and decision for them is detailed in the above report.

The data results associated with this sampling event are valid and acceptable for use with the noted data qualifiers.

TABLE 1

2815 COVERED BRIDGE ROAD, MERRICK, NEW YORK 11566
(516) 223-9761 • FAX (516) 223-0983

Premier Environmental Services.

CLIENT SAMPLE ID	LABORATORY SAMPLE ID
Field Blank 3/27/03	N35745-1
Trip Blank 3/27/03	N35745-2
SD-03 Surface	N35745-3
SD-03 5'	N35745-4
SD-03 6-9'	N35745-5
SD-99 6-9'	N35745-6
IRM B-1 10-20 (12-14')	N35745-7
IRM B-1 10-20 (10-12')	N35745-8
IRM B-1 10-20 (18-20')	N35745-9
IRM B-1A	N35745-11
IRM B-1 0-10 (2-4')	N35745-12
IRM B-1 0-10 (6-8')	N35745-13
IRM B-1 0-10 (4-6')	N35745-14
IRM B-1 20-30 (20-22')	N35745-15
IRM B-1 20-30 (26-28')	N35745-16
IRM B-1 30-40 (32-34')	N35745-17
IRM B-1 30-40 (38-40')	N35745-18
IRM B-1 40-50 (44-46')	N35745-19
IRM B-1 40-50 (46-48')	N35745-20
IRM B-1 50-60 (50-52')	N35745-21
IRM B-1 50-60 (52-54')	N35745-22
IRM B-2 10'	N35745-23
IRM B-2 20'	N35745-24
IRM B-2 30'	N35745-25
IRM B-2 40'	N35745-26
IRM B-2 50'	N35745-27
IRM B-2 52-54'	N35745-28

2815 COVERED BRIDGE ROAD, MERRICK, NEW YORK 11566
(516) 223-9761 • FAX (516) 223-0983

APPENDIX A

2815 COVERED BRIDGE ROAD, MERRICK, NEW YORK 11566
(516) 223-9761 • FAX (516) 223-0983

DATA QUALIFIER DEFINITIONS

U - The analyte was analyzed for, but was not detected above the reported sample quantitation limit.

J - The analyte was positively identified; the associated numerical value is the approximate concentration of the analyte in the sample.

N - The analysis indicates the presence of an analyte for which there is presumptive evidence to make a "tentative identification."

NJ - The analysis indicates the presence of an analyte that has been "tentatively identiifed" and the associated numerical value represents its approximate concentration.

UJ - The analyte was not detected above the reported sample quantitation limit. However, the reported quantitation limit is approximate and may or may not represent the actual limit of quantitation necessary to accurately and precisely measure the analyte in the sample.

R - The sample results are unreliable/unuseable. The presence or absence of the analyte cannot be verified.

K – The analyte is present. The reported value may be biased high. The actual value is expected to be lower than reported.

L - The analyte is present. The reported value may be biased low. The actual value is expected to be higher than reported.

UL – The analyte was not detected, and the reported quantitation limit is probably higher than reported.

2815 COVERED BRIDGE ROAD, MERRICK, NEW YORK 11566
(516) 223-9761 • FAX (516) 223-0983

APPENDIX B

2815 COVERED BRIDGE ROAD, MERRICK, NEW YORK 11566
(516) 223-9761 • FAX (516) 223-0983

Accutest Laboratories

Report of Analysis

Client Sample ID:	AK ALLEN FIELD BLANK 3-27-03		
Lab Sample ID:	N35745-1	**Date Sampled:**	03/27/03
Matrix:	AQ - Field Blank Soil	**Date Received:**	03/29/03
Method:	SW846 8260B	**Percent Solids:**	n/a
Project:	AK Allen, 255 East 2nd Street, Mineola, NY		

	File ID	DF	Analyzed	By	Prep Date	Prep Batch	Analytical Batch
Run #1	X5297.D	1	04/09/03	LY	n/a	n/a	VX194
Run #2							

	Purge Volume
Run #1	5.0 ml
Run #2	

VOA TCL List

CAS No.	Compound	Result	RL	MDL	Units	Q
67-64-1	Acetone	ND	10	4.6	ug/l	
71-43-2	Benzene	ND	1.0	0.37	ug/l	
75-27-4	Bromodichloromethane	ND	1.0	0.14	ug/l	
75-25-2	Bromoform	ND	4.0	0.52	ug/l	
74-83-9	Bromomethane	ND	5.0	0.39	ug/l	
78-93-3	2-Butanone (MEK)	ND	10	1.4	ug/l	
75-15-0	Carbon disulfide	ND	5.0	0.38	ug/l	
56-23-5	Carbon tetrachloride	ND	1.0	0.53	ug/l	
108-90-7	Chlorobenzene	ND	2.0	0.74	ug/l	
75-00-3	Chloroethane	ND	5.0	0.65	ug/l	
67-66-3	Chloroform	ND	5.0	0.18	ug/l	
74-87-3	Chloromethane	ND	5.0	0.20	ug/l	
124-48-1	Dibromochloromethane	ND	5.0	0.17	ug/l	
75-34-3	1,1-Dichloroethane	ND	5.0	0.089	ug/l	
107-06-2	1,2-Dichloroethane	ND	2.0	0.57	ug/l	
75-35-4	1,1-Dichloroethene	ND	2.0	0.49	ug/l	
156-59-2	cis-1,2-Dichloroethene	ND	5.0	0.18	ug/l	
156-60-5	trans-1,2-Dichloroethene	ND	5.0	0.18	ug/l	
78-87-5	1,2-Dichloropropane	ND	1.0	0.50	ug/l	
10061-01-5	cis-1,3-Dichloropropene	ND	1.0	0.56	ug/l	
10061-02-6	trans-1,3-Dichloropropene	ND	1.0	0.15	ug/l	
100-41-4	Ethylbenzene	ND	1.0	0.44	ug/l	
591-78-6	2-Hexanone	ND	5.0	0.35	ug/l	
108-10-1	4-Methyl-2-pentanone(MIBK)	ND	5.0	0.50	ug/l	
75-09-2	Methylene chloride	ND	2.0	0.53	ug/l	
100-42-5	Styrene	ND	5.0	0.069	ug/l	
79-34-5	1,1,2,2-Tetrachloroethane	ND	1.0	0.11	ug/l	
127-18-4	Tetrachloroethene	ND	1.0	0.39	ug/l	
108-88-3	Toluene	ND	1.0	0.41	ug/l	
71-55-6	1,1,1-Trichloroethane	ND	5.0	0.094	ug/l	
79-00-5	1,1,2-Trichloroethane	ND	3.0	0.15	ug/l	
79-01-6	Trichloroethene	ND	1.0	0.16	ug/l	

ND = Not detected MDL - Method Detection Limit J = Indicates an estimated value
RL = Reporting Limit B = Indicates analyte found in associated method blank
E = Indicates value exceeds calibration range N = Indicates presumptive evidence of a compound

Report of Analysis

Client Sample ID:	AK ALLEN FIELD BLANK 3-27-03		
Lab Sample ID:	N35745-1	**Date Sampled:**	03/27/03
Matrix:	AQ - Field Blank Soil	**Date Received:**	03/29/03
Method:	SW846 8260B	**Percent Solids:**	n/a
Project:	AK Allen, 255 East 2nd Street, Mineola, NY		

VOA TCL List

CAS No.	Compound	Result	RL	MDL	Units	Q
95-63-6	**1,2,4-Trimethylbenzene**	ND	5.0	0.23	ug/l	
108-67-8	**1,3,5-Trimethylbenzene**	ND	5.0	0.20	ug/l	
75-01-4	Vinyl chloride	ND	1.0	0.77	ug/l	
1330-20-7	Xylene (total)	ND	1.0	0.34	ug/l	

CAS No.	Surrogate Recoveries	Run# 1	Run# 2	Limits
1868-53-7	Dibromofluoromethane	104%		81-120%
17060-07-0	1,2-Dichloroethane-D4	102%		68-130%
2037-26-5	Toluene-D8	101%		83-116%
460-00-4	4-Bromofluorobenzene	97%		83-119%

CAS No.	Tentatively Identified Compounds	R.T.	Est. Conc.	Units	Q
	Total TIC, Volatile		0	ug/l	

ND = Not detected MDL - Method Detection Limit
RL = Reporting Limit
E = Indicates value exceeds calibration range

J = Indicates an estimated value
B = Indicates analyte found in associated method blank
N = Indicates presumptive evidence of a compound

Accutest Laboratories

Report of Analysis

Client Sample ID:	AK ALLEN TRIP BLANK 3-27-03		
Lab Sample ID:	N35745-2	**Date Sampled:**	03/28/03
Matrix:	AQ - Trip Blank Soil	**Date Received:**	03/29/03
Method:	SW846 8260B	**Percent Solids:**	n/a
Project:	AK Allen, 255 East 2nd Street, Mineola, NY		

	File ID	DF	Analyzed	By	Prep Date	Prep Batch	Analytical Batch
Run #1	X5298.D	1	04/09/03	LY	n/a	n/a	VX194
Run #2							

	Purge Volume
Run #1	5.0 ml
Run #2	

VOA TCL List

CAS No.	Compound	Result	RL	MDL	Units	Q
67-64-1	Acetone	ND R	10	4.6	ug/l	
71-43-2	Benzene	ND	1.0	0.37	ug/l	
75-27-4	Bromodichloromethane	ND	1.0	0.14	ug/l	
75-25-2	Bromoform	ND	4.0	0.52	ug/l	
74-83-9	Bromomethane	ND	5.0	0.39	ug/l	
78-93-3	2-Butanone (MEK)	ND	10	1.4	ug/l	
75-15-0	Carbon disulfide	ND	5.0	0.38	ug/l	
56-23-5	Carbon tetrachloride	ND	1.0	0.53	ug/l	
108-90-7	Chlorobenzene	ND	2.0	0.74	ug/l	
75-00-3	Chloroethane	ND	5.0	0.65	ug/l	
67-66-3	Chloroform	ND	5.0	0.18	ug/l	
74-87-3	Chloromethane	ND	5.0	0.20	ug/l	
124-48-1	Dibromochloromethane	ND	5.0	0.17	ug/l	
75-34-3	1,1-Dichloroethane	ND	5.0	0.089	ug/l	
107-06-2	1,2-Dichloroethane	ND	2.0	0.57	ug/l	
75-35-4	1,1-Dichloroethene	ND	2.0	0.49	ug/l	
156-59-2	cis-1,2-Dichloroethene	ND	5.0	0.18	ug/l	
156-60-5	trans-1,2-Dichloroethene	ND	5.0	0.18	ug/l	
78-87-5	1,2-Dichloropropane	ND	1.0	0.50	ug/l	
10061-01-5	cis-1,3-Dichloropropene	ND	1.0	0.56	ug/l	
10061-02-6	trans-1,3-Dichloropropene	ND	1.0	0.15	ug/l	
100-41-4	Ethylbenzene	ND	1.0	0.44	ug/l	
591-78-6	2-Hexanone	ND	5.0	0.35	ug/l	
108-10-1	4-Methyl-2-pentanone(MIBK)	ND	5.0	0.50	ug/l	
75-09-2	Methylene chloride	ND	2.0	0.53	ug/l	
100-42-5	Styrene	ND	5.0	0.069	ug/l	
79-34-5	1,1,2,2-Tetrachloroethane	ND	1.0	0.11	ug/l	
127-18-4	Tetrachloroethene	ND	1.0	0.39	ug/l	
108-88-3	Toluene	ND	1.0	0.41	ug/l	
71-55-6	1,1,1-Trichloroethane	ND	5.0	0.094	ug/l	
79-00-5	1,1,2-Trichloroethane	ND	3.0	0.15	ug/l	
79-01-6	Trichloroethene	ND	1.0	0.16	ug/l	

ND = Not detected MDL - Method Detection Limit
RL = Reporting Limit
E = Indicates value exceeds calibration range

J = Indicates an estimated value
B = Indicates analyte found in associated method blank
N = Indicates presumptive evidence of a compound

Accutest Laboratories

Report of Analysis

Client Sample ID:	AK ALLEN TRIP BLANK 3-27-03		
Lab Sample ID:	N35745-2	**Date Sampled:**	03/28/03
Matrix:	AQ - Trip Blank Soil	**Date Received:**	03/29/03
Method:	SW846 8260B	**Percent Solids:**	n/a
Project:	AK Allen, 255 East 2nd Street, Mineola, NY		

VOA TCL List

CAS No.	Compound	Result	RL	MDL	Units	Q
95-63-6	**1,2,4-Trimethylbenzene**	ND	5.0	0.23	ug/l	
108-67-8	**1,3,5-Trimethylbenzene**	ND	5.0	0.20	ug/l	
75-01-4	Vinyl chloride	ND	1.0	0.77	ug/l	
1330-20-7	Xylene (total)	ND	1.0	0.34	ug/l	

CAS No.	Surrogate Recoveries	Run# 1	Run# 2	Limits
1868-53-7	Dibromofluoromethane	105%		81-120%
17060-07-0	1,2-Dichloroethane-D4	103%		68-130%
2037-26-5	Toluene-D8	101%		83-116%
460-00-4	4-Bromofluorobenzene	97%		83-119%

CAS No.	Tentatively Identified Compounds	R.T.	Est. Conc.	Units	Q
	Total TIC, Volatile		0	ug/l	

ND = Not detected MDL - Method Detection Limit
RL = Reporting Limit
E = Indicates value exceeds calibration range

J = Indicates an estimated value
B = Indicates analyte found in associated method blank
N = Indicates presumptive evidence of a compound

Accutest Laboratories

Report of Analysis

Client Sample ID:	SD-03 SURFACE		
Lab Sample ID:	N35745-3	**Date Sampled:**	03/27/03
Matrix:	SO - Soil	**Date Received:**	03/29/03
Method:	SW846 8260B	**Percent Solids:**	78.5
Project:	AK Allen, 255 East 2nd Street, Mineola, NY		

	File ID	DF	Analyzed	By	Prep Date	Prep Batch	Analytical Batch
Run #1	G57951.D	1	04/02/03	SJM	n/a	n/a	VG3178
Run #2 [a]	G58244.D	1	04/10/03	SJM	n/a	n/a	VG3192

	Initial Weight
Run #1	4.1 g
Run #2	5.2 g

VOA TCL List

CAS No.	Compound	Result	RL	MDL	Units	Q
67-64-1	Acetone	ND UJ	16	7.8	ug/kg	
71-43-2	Benzene	ND	1.6	0.90	ug/kg	
75-27-4	Bromodichloromethane	ND	7.8	0.75	ug/kg	
75-25-2	Bromoform	ND	7.8	0.93	ug/kg	
74-83-9	Bromomethane	ND	7.8	2.1	ug/kg	
78-93-3	2-Butanone (MEK)	ND	16	5.3	ug/kg	
75-15-0	Carbon disulfide	ND	7.8	1.2	ug/kg	
56-23-5	Carbon tetrachloride	ND	7.8	1.3	ug/kg	
108-90-7	Chlorobenzene	ND	7.8	1.1	ug/kg	
75-00-3	Chloroethane	ND	7.8	3.4	ug/kg	
67-66-3	Chloroform	ND	7.8	1.3	ug/kg	
74-87-3	Chloromethane	ND	7.8	1.7	ug/kg	
124-48-1	Dibromochloromethane	ND	7.8	3.1	ug/kg	
75-34-3	1,1-Dichloroethane	ND	7.8	1.2	ug/kg	
107-06-2	1,2-Dichloroethane	ND	7.8	1.2	ug/kg	
75-35-4	1,1-Dichloroethene	ND	7.8	1.6	ug/kg	
156-59-2	cis-1,2-Dichloroethene	ND	7.8	1.5	ug/kg	
156-60-5	trans-1,2-Dichloroethene	ND	7.8	1.5	ug/kg	
78-87-5	1,2-Dichloropropane	ND	7.8	1.2	ug/kg	
10061-01-5	cis-1,3-Dichloropropene	ND	7.8	3.1	ug/kg	
10061-02-6	trans-1,3-Dichloropropene	ND	7.8	1.2	ug/kg	
100-41-4	Ethylbenzene	ND	1.6	1.5	ug/kg	
591-78-6	2-Hexanone	ND	7.8	2.8	ug/kg	
108-10-1	4-Methyl-2-pentanone(MIBK)	ND	7.8	4.0	ug/kg	
75-09-2	Methylene chloride	ND	7.8	7.3	ug/kg	
100-42-5	Styrene	ND	7.8	1.1	ug/kg	
79-34-5	1,1,2,2-Tetrachloroethane	ND	7.8	3.1	ug/kg	
127-18-4	Tetrachloroethene	11.2 J	7.8	1.6	ug/kg	
108-88-3	Toluene	ND UJ	1.6	1.2	ug/kg	
71-55-6	1,1,1-Trichloroethane	ND	7.8	1.3	ug/kg	
79-00-5	1,1,2-Trichloroethane	ND	7.8	0.73	ug/kg	
79-01-6	Trichloroethene	ND	7.8	1.4	ug/kg	

ND = Not detected MDL - Method Detection Limit
RL = Reporting Limit
E = Indicates value exceeds calibration range

J = Indicates an estimated value
B = Indicates analyte found in associated method blank
N = Indicates presumptive evidence of a compound

Report of Analysis

Client Sample ID:	SD-03 SURFACE		
Lab Sample ID:	N35745-3	**Date Sampled:**	03/27/03
Matrix:	SO - Soil	**Date Received:**	03/29/03
Method:	SW846 8260B	**Percent Solids:**	78.5
Project:	AK Allen, 255 East 2nd Street, Mineola, NY		

VOA TCL List

CAS No.	Compound	Result	RL	MDL	Units	Q
95-63-6	**1,2,4-Trimethylbenzene**	4.7 J	7.8	1.3	ug/kg	J
108-67-8	**1,3,5-Trimethylbenzene**	ND UJ	7.8	1.4	ug/kg	
75-01-4	Vinyl chloride	ND UJ	7.8	1.7	ug/kg	
1330-20-7	Xylene (total)	3.3 J	3.1	1.5	ug/kg	

CAS No.	Surrogate Recoveries	Run# 1	Run# 2	Limits
1868-53-7	Dibromofluoromethane	87%	94%	71-117%
17060-07-0	1,2-Dichloroethane-D4	69%	81%	62-124%
2037-26-5	Toluene-D8	83%	75% [b]	78-115%
460-00-4	4-Bromofluorobenzene	126%	166% [b]	73-127%

CAS No.	Tentatively Identified Compounds	R.T.	Est. Conc.	Units	Q
124-38-9	Carbon dioxide	2.81	1500	ug/kg	JNB
91-20-3	Naphthalene	26.41	11	ug/kg	JN
	alkane	27.03	9.7	ug/kg	J
	methylnaphthalene	27.81	15	ug/kg	J
	alkane	27.96	19	ug/kg	J
	Dimethylnaphthalene	29.13	12	ug/kg	J
	Total TIC, Volatile		66.7	ug/kg	J

(a) Confirmation run.
(b) Outside control limits due to matrix interference.

ND = Not detected MDL - Method Detection Limit
RL = Reporting Limit
E = Indicates value exceeds calibration range

J = Indicates an estimated value
B = Indicates analyte found in associated method blank
N = Indicates presumptive evidence of a compound

Accutest Laboratories

Report of Analysis

Client Sample ID:	SD-03 5'		
Lab Sample ID:	N35745-4	**Date Sampled:**	03/28/03
Matrix:	SO - Soil	**Date Received:**	03/29/03
Method:	SW846 8260B	**Percent Solids:**	83.8
Project:	AK Allen, 255 East 2nd Street, Mineola, NY		

	File ID	DF	Analyzed	By	Prep Date	Prep Batch	Analytical Batch
Run #1	G58002.D	1	04/03/03	SJM	n/a	n/a	VG3180
Run #2							

	Initial Weight
Run #1	0.83 g
Run #2	

VOA TCL List

CAS No.	Compound	Result	RL	MDL	Units	Q
67-64-1	Acetone	ND	72	36	ug/kg	
71-43-2	Benzene	ND	7.2	4.2	ug/kg	
75-27-4	Bromodichloromethane	ND	36	3.5	ug/kg	
75-25-2	Bromoform	ND	36	4.3	ug/kg	
74-83-9	Bromomethane	ND	36	9.9	ug/kg	
78-93-3	2-Butanone (MEK)	ND	72	25	ug/kg	
75-15-0	Carbon disulfide	ND	36	5.6	ug/kg	
56-23-5	Carbon tetrachloride	ND	36	6.2	ug/kg	
108-90-7	Chlorobenzene	ND	36	5.2	ug/kg	
75-00-3	Chloroethane	ND	36	16	ug/kg	
67-66-3	Chloroform	ND	36	5.9	ug/kg	
74-87-3	Chloromethane	ND	36	7.9	ug/kg	
124-48-1	Dibromochloromethane	ND	36	14	ug/kg	
75-34-3	1,1-Dichloroethane	ND	36	5.6	ug/kg	
107-06-2	1,2-Dichloroethane	ND	36	5.4	ug/kg	
75-35-4	1,1-Dichloroethene	ND	36	7.3	ug/kg	
156-59-2	cis-1,2-Dichloroethene	ND	36	6.9	ug/kg	
156-60-5	trans-1,2-Dichloroethene	ND	36	6.8	ug/kg	
78-87-5	1,2-Dichloropropane	ND	36	5.6	ug/kg	
10061-01-5	cis-1,3-Dichloropropene	ND	36	14	ug/kg	
10061-02-6	trans-1,3-Dichloropropene	ND	36	5.7	ug/kg	
100-41-4	Ethylbenzene	ND	7.2	6.9	ug/kg	
591-78-6	2-Hexanone	ND	36	13	ug/kg	
108-10-1	4-Methyl-2-pentanone(MIBK)	ND	36	18	ug/kg	
75-09-2	Methylene chloride	ND	36	34	ug/kg	
100-42-5	Styrene	ND	36	5.0	ug/kg	
79-34-5	1,1,2,2-Tetrachloroethane	ND	36	14	ug/kg	
127-18-4	Tetrachloroethene	13.3	36	7.3	ug/kg	J
108-88-3	Toluene	ND	7.2	5.5	ug/kg	
71-55-6	1,1,1-Trichloroethane	ND	36	5.9	ug/kg	
79-00-5	1,1,2-Trichloroethane	ND	36	3.4	ug/kg	
79-01-6	Trichloroethene	ND	36	6.7	ug/kg	

ND = Not detected MDL - Method Detection Limit
RL = Reporting Limit
E = Indicates value exceeds calibration range

J = Indicates an estimated value
B = Indicates analyte found in associated method blank
N = Indicates presumptive evidence of a compound

Report of Analysis

Client Sample ID:	SD-03 5'		
Lab Sample ID:	N35745-4	**Date Sampled:**	03/28/03
Matrix:	SO - Soil	**Date Received:**	03/29/03
Method:	SW846 8260B	**Percent Solids:**	83.8
Project:	AK Allen, 255 East 2nd Street, Mineola, NY		

VOA TCL List

CAS No.	Compound	Result	RL	MDL	Units	Q
95-63-6	**1,2,4-Trimethylbenzene**	26.4	36	6.0	ug/kg	J
108-67-8	**1,3,5-Trimethylbenzene**	277	36	6.4	ug/kg	
75-01-4	Vinyl chloride	ND	36	7.8	ug/kg	
1330-20-7	Xylene (total)	87.6	14	6.7	ug/kg	

CAS No.	Surrogate Recoveries	Run# 1	Run# 2	Limits
1868-53-7	Dibromofluoromethane	85%		71-117%
17060-07-0	1,2-Dichloroethane-D4	70%		62-124%
2037-26-5	Toluene-D8	87%		78-115%
460-00-4	4-Bromofluorobenzene	102%		73-127%

CAS No.	Tentatively Identified Compounds	R.T.	Est. Conc.	Units	Q
124-38-9	Carbon dioxide	2.80	2500	ug/kg	JNB
	cycloalkane/alkene	16.45	560	ug/kg	J
	alkane	16.95	310	ug/kg	J
	alkane	17.76	670	ug/kg	J
	alkane	18.44	530	ug/kg	J
	alkane	18.67	1200	ug/kg	J
	alkane	18.98	1500	ug/kg	J
	alkane	19.38	2700	ug/kg	J
	alkane	19.67	1100	ug/kg	J
	cycloalkane/alkene	20.14	960	ug/kg	J
	alkane	22.59	360	ug/kg	J
	Total TIC, Volatile		9890	ug/kg	J

ND = Not detected MDL - Method Detection Limit
RL = Reporting Limit
E = Indicates value exceeds calibration range

J = Indicates an estimated value
B = Indicates analyte found in associated method blank
N = Indicates presumptive evidence of a compound

Accutest Laboratories

Report of Analysis

Client Sample ID:	SD-03 6-9'		
Lab Sample ID:	N35745-5	**Date Sampled:**	03/28/03
Matrix:	SO - Soil	**Date Received:**	03/29/03
Method:	SW846 8260B	**Percent Solids:**	95.4
Project:	AK Allen, 255 East 2nd Street, Mineola, NY		

	File ID	DF	Analyzed	By	Prep Date	Prep Batch	Analytical Batch
Run #1	G57946.D	1	04/02/03	SJM	n/a	n/a	VG3178
Run #2							

	Initial Weight
Run #1	4.9 g
Run #2	

VOA TCL List

CAS No.	Compound	Result	RL	MDL	Units	Q
67-64-1	Acetone	ND	11	5.3	ug/kg	
71-43-2	Benzene	ND	1.1	0.62	ug/kg	
75-27-4	Bromodichloromethane	ND	5.3	0.51	ug/kg	
75-25-2	Bromoform	ND	5.3	0.64	ug/kg	
74-83-9	Bromomethane	ND	5.3	1.5	ug/kg	
78-93-3	2-Butanone (MEK)	ND	11	3.7	ug/kg	
75-15-0	Carbon disulfide	ND	5.3	0.83	ug/kg	
56-23-5	Carbon tetrachloride	ND	5.3	0.92	ug/kg	
108-90-7	Chlorobenzene	ND	5.3	0.78	ug/kg	
75-00-3	Chloroethane	ND	5.3	2.3	ug/kg	
67-66-3	Chloroform	ND	5.3	0.88	ug/kg	
74-87-3	Chloromethane	ND	5.3	1.2	ug/kg	
124-48-1	Dibromochloromethane	ND	5.3	2.1	ug/kg	
75-34-3	1,1-Dichloroethane	ND	5.3	0.84	ug/kg	
107-06-2	1,2-Dichloroethane	ND	5.3	0.80	ug/kg	
75-35-4	1,1-Dichloroethene	ND	5.3	1.1	ug/kg	
156-59-2	cis-1,2-Dichloroethene	ND	5.3	1.0	ug/kg	
156-60-5	trans-1,2-Dichloroethene	ND	5.3	1.0	ug/kg	
78-87-5	1,2-Dichloropropane	ND	5.3	0.83	ug/kg	
10061-01-5	cis-1,3-Dichloropropene	ND	5.3	2.1	ug/kg	
10061-02-6	trans-1,3-Dichloropropene	ND	5.3	0.85	ug/kg	
100-41-4	Ethylbenzene	ND	1.1	1.0	ug/kg	
591-78-6	2-Hexanone	ND	5.3	1.9	ug/kg	
108-10-1	4-Methyl-2-pentanone(MIBK)	ND	5.3	2.7	ug/kg	
75-09-2	Methylene chloride	ND	5.3	5.1	ug/kg	
100-42-5	Styrene	ND	5.3	0.74	ug/kg	
79-34-5	1,1,2,2-Tetrachloroethane	ND	5.3	2.1	ug/kg	
127-18-4	Tetrachloroethene	ND	5.3	1.1	ug/kg	
108-88-3	Toluene	ND	1.1	0.82	ug/kg	
71-55-6	1,1,1-Trichloroethane	ND	5.3	0.87	ug/kg	
79-00-5	1,1,2-Trichloroethane	ND	5.3	0.50	ug/kg	
79-01-6	Trichloroethene	ND	5.3	1.0	ug/kg	

ND = Not detected MDL - Method Detection Limit J = Indicates an estimated value
RL = Reporting Limit B = Indicates analyte found in associated method blank
E = Indicates value exceeds calibration range N = Indicates presumptive evidence of a compound

Accutest Laboratories

Report of Analysis

Client Sample ID:	SD-03 6-9'		
Lab Sample ID:	N35745-5	**Date Sampled:**	03/28/03
Matrix:	SO - Soil	**Date Received:**	03/29/03
Method:	SW846 8260B	**Percent Solids:**	95.4
Project:	AK Allen, 255 East 2nd Street, Mineola, NY		

VOA TCL List

CAS No.	Compound	Result	RL	MDL	Units	Q
95-63-6	**1,2,4-Trimethylbenzene**	1.1	5.3	0.89	ug/kg	J
108-67-8	**1,3,5-Trimethylbenzene**	ND	5.3	0.96	ug/kg	
75-01-4	Vinyl chloride	ND	5.3	1.2	ug/kg	
1330-20-7	Xylene (total)	ND	2.1	1.0	ug/kg	

CAS No.	Surrogate Recoveries	Run# 1	Run# 2	Limits
1868-53-7	Dibromofluoromethane	88%		71-117%
17060-07-0	1,2-Dichloroethane-D4	74%		62-124%
2037-26-5	Toluene-D8	87%		78-115%
460-00-4	4-Bromofluorobenzene	93%		73-127%

CAS No.	Tentatively Identified Compounds	R.T.	Est. Conc.	Units	Q
124-38-9	Carbon dioxide	2.74	~~210~~	ug/kg	~~JNB~~ U
	Total TIC, Volatile		0	ug/kg	

ND = Not detected MDL - Method Detection Limit
RL = Reporting Limit
E = Indicates value exceeds calibration range

J = Indicates an estimated value
B = Indicates analyte found in associated method blank
N = Indicates presumptive evidence of a compound

Accutest Laboratories

Report of Analysis

Client Sample ID:	SD-99 6-9'		
Lab Sample ID:	N35745-6	**Date Sampled:**	03/28/03
Matrix:	SO - Soil	**Date Received:**	03/29/03
Method:	SW846 8260B	**Percent Solids:**	95.1
Project:	AK Allen, 255 East 2nd Street, Mineola, NY		

	File ID	DF	Analyzed	By	Prep Date	Prep Batch	Analytical Batch
Run #1	G57952.D	1	04/02/03	SJM	n/a	n/a	VG3178
Run #2							

	Initial Weight
Run #1	4.6 g
Run #2	

VOA TCL List

CAS No.	Compound	Result	RL	MDL	Units	Q
67-64-1	Acetone	ND	11	5.7	ug/kg	
71-43-2	Benzene	ND	1.1	0.66	ug/kg	
75-27-4	Bromodichloromethane	ND	5.7	0.55	ug/kg	
75-25-2	Bromoform	ND	5.7	0.68	ug/kg	
74-83-9	Bromomethane	ND	5.7	1.6	ug/kg	
78-93-3	2-Butanone (MEK)	ND	11	3.9	ug/kg	
75-15-0	Carbon disulfide	ND	5.7	0.89	ug/kg	
56-23-5	Carbon tetrachloride	ND	5.7	0.99	ug/kg	
108-90-7	Chlorobenzene	ND	5.7	0.83	ug/kg	
75-00-3	Chloroethane	ND	5.7	2.5	ug/kg	
67-66-3	Chloroform	ND	5.7	0.94	ug/kg	
74-87-3	Chloromethane	ND	5.7	1.3	ug/kg	
124-48-1	Dibromochloromethane	ND	5.7	2.3	ug/kg	
75-34-3	1,1-Dichloroethane	ND	5.7	0.89	ug/kg	
107-06-2	1,2-Dichloroethane	ND	5.7	0.85	ug/kg	
75-35-4	1,1-Dichloroethene	ND	5.7	1.2	ug/kg	
156-59-2	cis-1,2-Dichloroethene	ND	5.7	1.1	ug/kg	
156-60-5	trans-1,2-Dichloroethene	ND	5.7	1.1	ug/kg	
78-87-5	1,2-Dichloropropane	ND	5.7	0.89	ug/kg	
10061-01-5	cis-1,3-Dichloropropene	ND	5.7	2.3	ug/kg	
10061-02-6	trans-1,3-Dichloropropene	ND	5.7	0.91	ug/kg	
100-41-4	Ethylbenzene	ND	1.1	1.1	ug/kg	
591-78-6	2-Hexanone	ND	5.7	2.0	ug/kg	
108-10-1	4-Methyl-2-pentanone(MIBK)	ND	5.7	2.9	ug/kg	
75-09-2	Methylene chloride	ND	5.7	5.4	ug/kg	
100-42-5	Styrene	ND	5.7	0.79	ug/kg	
79-34-5	1,1,2,2-Tetrachloroethane	ND	5.7	2.3	ug/kg	
127-18-4	Tetrachloroethene	ND	5.7	1.2	ug/kg	
108-88-3	Toluene	ND	1.1	0.87	ug/kg	
71-55-6	1,1,1-Trichloroethane	ND	5.7	0.93	ug/kg	
79-00-5	1,1,2-Trichloroethane	ND	5.7	0.53	ug/kg	
79-01-6	Trichloroethene	ND	5.7	1.1	ug/kg	

ND = Not detected MDL - Method Detection Limit J = Indicates an estimated value
RL = Reporting Limit B = Indicates analyte found in associated method blank
E = Indicates value exceeds calibration range N = Indicates presumptive evidence of a compound

Accutest Laboratories

Report of Analysis

Client Sample ID:	SD-99 6-9'		
Lab Sample ID:	N35745-6	**Date Sampled:**	03/28/03
Matrix:	SO - Soil	**Date Received:**	03/29/03
Method:	SW846 8260B	**Percent Solids:**	95.1
Project:	AK Allen, 255 East 2nd Street, Mineola, NY		

VOA TCL List

CAS No.	Compound	Result	RL	MDL	Units	Q
95-63-6	**1,2,4-Trimethylbenzene**	8.0	5.7	0.95	ug/kg	
108-67-8	**1,3,5-Trimethylbenzene**	3.2	5.7	1.0	ug/kg	J
75-01-4	Vinyl chloride	ND	5.7	1.2	ug/kg	
1330-20-7	Xylene (total)	ND	2.3	1.1	ug/kg	

CAS No.	Surrogate Recoveries	Run# 1	Run# 2	Limits
1868-53-7	Dibromofluoromethane	85%		71-117%
17060-07-0	1,2-Dichloroethane-D4	71%		62-124%
2037-26-5	Toluene-D8	88%		78-115%
460-00-4	4-Bromofluorobenzene	91%		73-127%

CAS No.	Tentatively Identified Compounds	R.T.	Est. Conc.	Units	Q
124-38-9	Carbon dioxide	2.78	~~270~~	ug/kg	~~JNB~~ U
	C4 alkyl benzene	22.79	8.4	ug/kg	J
	C4 alkyl benzene	22.94	15	ug/kg	J
	C4 alkyl benzene	23.50	7.3	ug/kg	J
	C4 alkyl benzene	23.65	9.1	ug/kg	J
	C4 alkyl benzene	24.34	8.8	ug/kg	J
	C4 alkyl benzene	24.48	10	ug/kg	J
	C4 alkyl benzene	25.24	6.9	ug/kg	J
	C5 alkyl benzene	25.75	10	ug/kg	J
	Total TIC, Volatile		75.5	ug/kg	J

ND = Not detected MDL - Method Detection Limit
RL = Reporting Limit
E = Indicates value exceeds calibration range

J = Indicates an estimated value
B = Indicates analyte found in associated method blank
N = Indicates presumptive evidence of a compound

Accutest Laboratories

Report of Analysis

Client Sample ID:	IRM B-1 10-20 (12-14')		
Lab Sample ID:	N35745-7	**Date Sampled:**	03/27/03
Matrix:	SO - Soil	**Date Received:**	03/29/03
Method:	SW846 8260B	**Percent Solids:**	96.7
Project:	AK Allen, 255 East 2nd Street, Mineola, NY		

	File ID	DF	Analyzed	By	Prep Date	Prep Batch	Analytical Batch
Run #1	G57953.D	1	04/02/03	SJM	n/a	n/a	VG3178
Run #2							

	Initial Weight
Run #1	5.2 g
Run #2	

VOA TCL List

CAS No.	Compound	Result	RL	MDL	Units	Q
67-64-1	Acetone	ND	9.9	5.0	ug/kg	
71-43-2	Benzene	ND	0.99	0.57	ug/kg	
75-27-4	Bromodichloromethane	ND	5.0	0.48	ug/kg	
75-25-2	Bromoform	ND	5.0	0.60	ug/kg	
74-83-9	Bromomethane	ND	5.0	1.4	ug/kg	
78-93-3	2-Butanone (MEK)	ND	9.9	3.4	ug/kg	
75-15-0	Carbon disulfide	ND	5.0	0.78	ug/kg	
56-23-5	Carbon tetrachloride	ND	5.0	0.86	ug/kg	
108-90-7	Chlorobenzene	ND	5.0	0.72	ug/kg	
75-00-3	Chloroethane	ND	5.0	2.2	ug/kg	
67-66-3	Chloroform	ND	5.0	0.82	ug/kg	
74-87-3	Chloromethane	ND	5.0	1.1	ug/kg	
124-48-1	Dibromochloromethane	ND	5.0	2.0	ug/kg	
75-34-3	1,1-Dichloroethane	ND	5.0	0.78	ug/kg	
107-06-2	1,2-Dichloroethane	ND	5.0	0.74	ug/kg	
75-35-4	1,1-Dichloroethene	ND	5.0	1.0	ug/kg	
156-59-2	cis-1,2-Dichloroethene	ND	5.0	0.95	ug/kg	
156-60-5	trans-1,2-Dichloroethene	ND	5.0	0.95	ug/kg	
78-87-5	1,2-Dichloropropane	ND	5.0	0.78	ug/kg	
10061-01-5	cis-1,3-Dichloropropene	ND	5.0	2.0	ug/kg	
10061-02-6	trans-1,3-Dichloropropene	ND	5.0	0.79	ug/kg	
100-41-4	Ethylbenzene	ND	0.99	0.95	ug/kg	
591-78-6	2-Hexanone	ND	5.0	1.8	ug/kg	
108-10-1	4-Methyl-2-pentanone(MIBK)	ND	5.0	2.5	ug/kg	
75-09-2	Methylene chloride	ND	5.0	4.7	ug/kg	
100-42-5	Styrene	ND	5.0	0.69	ug/kg	
79-34-5	1,1,2,2-Tetrachloroethane	ND	5.0	2.0	ug/kg	
127-18-4	Tetrachloroethene	ND	5.0	1.0	ug/kg	
108-88-3	Toluene	ND	0.99	0.76	ug/kg	
71-55-6	1,1,1-Trichloroethane	ND	5.0	0.81	ug/kg	
79-00-5	1,1,2-Trichloroethane	ND	5.0	0.47	ug/kg	
79-01-6	Trichloroethene	ND	5.0	0.93	ug/kg	

ND = Not detected MDL - Method Detection Limit
RL = Reporting Limit
E = Indicates value exceeds calibration range

J = Indicates an estimated value
B = Indicates analyte found in associated method blank
N = Indicates presumptive evidence of a compound

Report of Analysis

Client Sample ID:	IRM B-1 10-20 (12-14')		
Lab Sample ID:	N35745-7	**Date Sampled:**	03/27/03
Matrix:	SO - Soil	**Date Received:**	03/29/03
Method:	SW846 8260B	**Percent Solids:**	96.7
Project:	AK Allen, 255 East 2nd Street, Mineola, NY		

VOA TCL List

CAS No.	Compound	Result	RL	MDL	Units	Q
95-63-6	**1,2,4-Trimethylbenzene**	ND	5.0	0.82	ug/kg	
108-67-8	**1,3,5-Trimethylbenzene**	ND	5.0	0.89	ug/kg	
75-01-4	Vinyl chloride	ND	5.0	1.1	ug/kg	
1330-20-7	Xylene (total)	ND	2.0	0.93	ug/kg	

CAS No.	Surrogate Recoveries	Run# 1	Run# 2	Limits
1868-53-7	Dibromofluoromethane	86%		71-117%
17060-07-0	1,2-Dichloroethane-D4	68%		62-124%
2037-26-5	Toluene-D8	87%		78-115%
460-00-4	4-Bromofluorobenzene	91%		73-127%

CAS No.	Tentatively Identified Compounds	R.T.	Est. Conc.	Units	Q
124-38-9	Carbon dioxide	2.71	~~140~~	ug/kg	~~JNB~~ U
	Total TIC, Volatile		0	ug/kg	

ND = Not detected MDL - Method Detection Limit
RL = Reporting Limit
E = Indicates value exceeds calibration range

J = Indicates an estimated value
B = Indicates analyte found in associated method blank
N = Indicates presumptive evidence of a compound

Accutest Laboratories

Report of Analysis

Client Sample ID:	IRM B-1 10-20 (10-12')		
Lab Sample ID:	N35745-8	**Date Sampled:**	03/27/03
Matrix:	SO - Soil	**Date Received:**	03/29/03
Method:	SW846 8260B	**Percent Solids:**	97.3
Project:	AK Allen, 255 East 2nd Street, Mineola, NY		

	File ID	DF	Analyzed	By	Prep Date	Prep Batch	Analytical Batch
Run #1	G57954.D	1	04/02/03	SJM	n/a	n/a	VG3178
Run #2							

	Initial Weight
Run #1	5.3 g
Run #2	

VOA TCL List

CAS No.	Compound	Result	RL	MDL	Units	Q
67-64-1	Acetone	ND	9.7	4.8	ug/kg	
71-43-2	Benzene	ND	0.97	0.56	ug/kg	
75-27-4	Bromodichloromethane	ND	4.8	0.47	ug/kg	
75-25-2	Bromoform	ND	4.8	0.58	ug/kg	
74-83-9	Bromomethane	ND	4.8	1.3	ug/kg	
78-93-3	2-Butanone (MEK)	ND	9.7	3.3	ug/kg	
75-15-0	Carbon disulfide	ND	4.8	0.76	ug/kg	
56-23-5	Carbon tetrachloride	ND	4.8	0.84	ug/kg	
108-90-7	Chlorobenzene	ND	4.8	0.70	ug/kg	
75-00-3	Chloroethane	ND	4.8	2.1	ug/kg	
67-66-3	Chloroform	ND	4.8	0.80	ug/kg	
74-87-3	Chloromethane	ND	4.8	1.1	ug/kg	
124-48-1	Dibromochloromethane	ND	4.8	1.9	ug/kg	
75-34-3	1,1-Dichloroethane	ND	4.8	0.76	ug/kg	
107-06-2	1,2-Dichloroethane	ND	4.8	0.73	ug/kg	
75-35-4	1,1-Dichloroethene	ND	4.8	0.98	ug/kg	
156-59-2	cis-1,2-Dichloroethene	ND	4.8	0.93	ug/kg	
156-60-5	trans-1,2-Dichloroethene	ND	4.8	0.92	ug/kg	
78-87-5	1,2-Dichloropropane	ND	4.8	0.76	ug/kg	
10061-01-5	cis-1,3-Dichloropropene	ND	4.8	1.9	ug/kg	
10061-02-6	trans-1,3-Dichloropropene	ND	4.8	0.77	ug/kg	
100-41-4	Ethylbenzene	ND	0.97	0.93	ug/kg	
591-78-6	2-Hexanone	ND	4.8	1.7	ug/kg	
108-10-1	4-Methyl-2-pentanone(MIBK)	ND	4.8	2.5	ug/kg	
75-09-2	Methylene chloride	ND	4.8	4.6	ug/kg	
100-42-5	Styrene	ND	4.8	0.67	ug/kg	
79-34-5	1,1,2,2-Tetrachloroethane	ND	4.8	1.9	ug/kg	
127-18-4	Tetrachloroethene	ND	4.8	0.98	ug/kg	
108-88-3	Toluene	ND	0.97	0.74	ug/kg	
71-55-6	1,1,1-Trichloroethane	ND	4.8	0.79	ug/kg	
79-00-5	1,1,2-Trichloroethane	ND	4.8	0.45	ug/kg	
79-01-6	Trichloroethene	ND	4.8	0.90	ug/kg	

ND = Not detected MDL - Method Detection Limit
RL = Reporting Limit
E = Indicates value exceeds calibration range

J = Indicates an estimated value
B = Indicates analyte found in associated method blank
N = Indicates presumptive evidence of a compound

Accutest Laboratories

Report of Analysis

Client Sample ID:	IRM B-1 10-20 (10-12')		
Lab Sample ID:	N35745-8	**Date Sampled:**	03/27/03
Matrix:	SO - Soil	**Date Received:**	03/29/03
Method:	SW846 8260B	**Percent Solids:**	97.3
Project:	AK Allen, 255 East 2nd Street, Mineola, NY		

VOA TCL List

CAS No.	Compound	Result	RL	MDL	Units	Q
95-63-6	**1,2,4-Trimethylbenzene**	ND	4.8	0.80	ug/kg	
108-67-8	**1,3,5-Trimethylbenzene**	ND	4.8	0.87	ug/kg	
75-01-4	Vinyl chloride	ND	4.8	1.1	ug/kg	
1330-20-7	Xylene (total)	ND	1.9	0.91	ug/kg	

CAS No.	Surrogate Recoveries	Run# 1	Run# 2	Limits
1868-53-7	Dibromofluoromethane	88%		71-117%
17060-07-0	1,2-Dichloroethane-D4	73%		62-124%
2037-26-5	Toluene-D8	89%		78-115%
460-00-4	4-Bromofluorobenzene	90%		73-127%

CAS No.	Tentatively Identified Compounds	R.T.	Est. Conc.	Units	Q
124-38-9	Carbon dioxide	2.71	~~180~~	ug/kg	~~JNB~~ U
	Total TIC, Volatile		0	ug/kg	

ND = Not detected MDL - Method Detection Limit
RL = Reporting Limit
E = Indicates value exceeds calibration range

J = Indicates an estimated value
B = Indicates analyte found in associated method blank
N = Indicates presumptive evidence of a compound

Accutest Laboratories

Report of Analysis

Client Sample ID:	IRM B-1 10-20 (18-20')		
Lab Sample ID:	N35745-9	**Date Sampled:**	03/27/03
Matrix:	SO - Soil	**Date Received:**	03/29/03
Method:	SW846 8260B	**Percent Solids:**	97.7
Project:	AK Allen, 255 East 2nd Street, Mineola, NY		

	File ID	DF	Analyzed	By	Prep Date	Prep Batch	Analytical Batch
Run #1	G57988.D	1	04/03/03	SJM	n/a	n/a	VG3180
Run #2							

	Initial Weight
Run #1	4.9 g
Run #2	

VOA TCL List

CAS No.	Compound	Result	RL	MDL	Units	Q
67-64-1	Acetone	ND	10	5.2	ug/kg	
71-43-2	Benzene	ND	1.0	0.60	ug/kg	
75-27-4	Bromodichloromethane	ND	5.2	0.50	ug/kg	
75-25-2	Bromoform	ND	5.2	0.63	ug/kg	
74-83-9	Bromomethane	ND	5.2	1.4	ug/kg	
78-93-3	2-Butanone (MEK)	ND	10	3.6	ug/kg	
75-15-0	Carbon disulfide	ND	5.2	0.81	ug/kg	
56-23-5	Carbon tetrachloride	ND	5.2	0.90	ug/kg	
108-90-7	Chlorobenzene	ND	5.2	0.76	ug/kg	
75-00-3	Chloroethane	ND	5.2	2.3	ug/kg	
67-66-3	Chloroform	ND	5.2	0.86	ug/kg	
74-87-3	Chloromethane	ND	5.2	1.1	ug/kg	
124-48-1	Dibromochloromethane	ND	5.2	2.1	ug/kg	
75-34-3	1,1-Dichloroethane	ND	5.2	0.82	ug/kg	
107-06-2	1,2-Dichloroethane	ND	5.2	0.78	ug/kg	
75-35-4	1,1-Dichloroethene	ND	5.2	1.1	ug/kg	
156-59-2	cis-1,2-Dichloroethene	ND	5.2	1.0	ug/kg	
156-60-5	trans-1,2-Dichloroethene	ND	5.2	0.99	ug/kg	
78-87-5	1,2-Dichloropropane	ND	5.2	0.81	ug/kg	
10061-01-5	cis-1,3-Dichloropropene	ND	5.2	2.1	ug/kg	
10061-02-6	trans-1,3-Dichloropropene	ND	5.2	0.83	ug/kg	
100-41-4	Ethylbenzene	ND	1.0	1.0	ug/kg	
591-78-6	2-Hexanone	ND	5.2	1.9	ug/kg	
108-10-1	4-Methyl-2-pentanone(MIBK)	ND	5.2	2.7	ug/kg	
75-09-2	Methylene chloride	ND	5.2	4.9	ug/kg	
100-42-5	Styrene	ND	5.2	0.72	ug/kg	
79-34-5	1,1,2,2-Tetrachloroethane	ND	5.2	2.1	ug/kg	
127-18-4	Tetrachloroethene	ND	5.2	1.1	ug/kg	
108-88-3	Toluene	ND	1.0	0.80	ug/kg	
71-55-6	1,1,1-Trichloroethane	ND	5.2	0.85	ug/kg	
79-00-5	1,1,2-Trichloroethane	ND	5.2	0.49	ug/kg	
79-01-6	Trichloroethene	ND	5.2	0.97	ug/kg	

ND = Not detected MDL - Method Detection Limit
RL = Reporting Limit
E = Indicates value exceeds calibration range
J = Indicates an estimated value
B = Indicates analyte found in associated method blank
N = Indicates presumptive evidence of a compound

Report of Analysis

Client Sample ID:	IRM B-1 10-20 (18-20')		
Lab Sample ID:	N35745-9	**Date Sampled:**	03/27/03
Matrix:	SO - Soil	**Date Received:**	03/29/03
Method:	SW846 8260B	**Percent Solids:**	97.7
Project:	AK Allen, 255 East 2nd Street, Mineola, NY		

VOA TCL List

CAS No.	Compound	Result	RL	MDL	Units	Q
95-63-6	**1,2,4-Trimethylbenzene**	ND	5.2	0.87	ug/kg	
108-67-8	**1,3,5-Trimethylbenzene**	ND	5.2	0.94	ug/kg	
75-01-4	Vinyl chloride	ND	5.2	1.1	ug/kg	
1330-20-7	Xylene (total)	ND	2.1	0.98	ug/kg	

CAS No.	Surrogate Recoveries	Run# 1	Run# 2	Limits
1868-53-7	Dibromofluoromethane	88%		71-117%
17060-07-0	1,2-Dichloroethane-D4	74%		62-124%
2037-26-5	Toluene-D8	88%		78-115%
460-00-4	4-Bromofluorobenzene	90%		73-127%

CAS No.	Tentatively Identified Compounds	R.T.	Est. Conc.	Units	Q
124-38-9	Carbon dioxide	2.72	~~140~~	ug/kg	~~JNB~~ U
	Total TIC, Volatile		0	ug/kg	

ND = Not detected MDL - Method Detection Limit J = Indicates an estimated value
RL = Reporting Limit B = Indicates analyte found in associated method blank
E = Indicates value exceeds calibration range N = Indicates presumptive evidence of a compound

Accutest Laboratories

Report of Analysis

Client Sample ID:	IRM B-1A		
Lab Sample ID:	N35745-11	**Date Sampled:**	03/27/03
Matrix:	SO - Soil	**Date Received:**	03/29/03
Method:	SW846 8260B	**Percent Solids:**	96.2
Project:	AK Allen, 255 East 2nd Street, Mineola, NY		

	File ID	DF	Analyzed	By	Prep Date	Prep Batch	Analytical Batch
Run #1	G57955.D	1	04/02/03	SJM	n/a	n/a	VG3178
Run #2							

	Initial Weight
Run #1	5.3 g
Run #2	

VOA TCL List

CAS No.	Compound	Result	RL	MDL	Units	Q
67-64-1	Acetone	ND	9.8	4.9	ug/kg	
71-43-2	Benzene	ND	0.98	0.57	ug/kg	
75-27-4	Bromodichloromethane	ND	4.9	0.47	ug/kg	
75-25-2	Bromoform	ND	4.9	0.59	ug/kg	
74-83-9	Bromomethane	ND	4.9	1.4	ug/kg	
78-93-3	2-Butanone (MEK)	ND	9.8	3.4	ug/kg	
75-15-0	Carbon disulfide	ND	4.9	0.76	ug/kg	
56-23-5	Carbon tetrachloride	ND	4.9	0.85	ug/kg	
108-90-7	Chlorobenzene	ND	4.9	0.71	ug/kg	
75-00-3	Chloroethane	ND	4.9	2.1	ug/kg	
67-66-3	Chloroform	ND	4.9	0.81	ug/kg	
74-87-3	Chloromethane	ND	4.9	1.1	ug/kg	
124-48-1	Dibromochloromethane	ND	4.9	2.0	ug/kg	
75-34-3	1,1-Dichloroethane	ND	4.9	0.77	ug/kg	
107-06-2	1,2-Dichloroethane	ND	4.9	0.73	ug/kg	
75-35-4	1,1-Dichloroethene	ND	4.9	0.99	ug/kg	
156-59-2	cis-1,2-Dichloroethene	ND	4.9	0.94	ug/kg	
156-60-5	trans-1,2-Dichloroethene	ND	4.9	0.93	ug/kg	
78-87-5	1,2-Dichloropropane	ND	4.9	0.76	ug/kg	
10061-01-5	cis-1,3-Dichloropropene	ND	4.9	2.0	ug/kg	
10061-02-6	trans-1,3-Dichloropropene	ND	4.9	0.78	ug/kg	
100-41-4	Ethylbenzene	ND	0.98	0.94	ug/kg	
591-78-6	2-Hexanone	ND	4.9	1.7	ug/kg	
108-10-1	4-Methyl-2-pentanone(MIBK)	ND	4.9	2.5	ug/kg	
75-09-2	Methylene chloride	ND	4.9	4.6	ug/kg	
100-42-5	Styrene	ND	4.9	0.68	ug/kg	
79-34-5	1,1,2,2-Tetrachloroethane	ND	4.9	2.0	ug/kg	
127-18-4	Tetrachloroethene	ND	4.9	0.99	ug/kg	
108-88-3	Toluene	ND	0.98	0.75	ug/kg	
71-55-6	1,1,1-Trichloroethane	ND	4.9	0.80	ug/kg	
79-00-5	1,1,2-Trichloroethane	ND	4.9	0.46	ug/kg	
79-01-6	Trichloroethene	ND	4.9	0.91	ug/kg	

ND = Not detected MDL - Method Detection Limit J = Indicates an estimated value
RL = Reporting Limit B = Indicates analyte found in associated method blank
E = Indicates value exceeds calibration range N = Indicates presumptive evidence of a compound

Report of Analysis

Client Sample ID:	IRM B-1A		
Lab Sample ID:	N35745-11	**Date Sampled:**	03/27/03
Matrix:	SO - Soil	**Date Received:**	03/29/03
Method:	SW846 8260B	**Percent Solids:**	96.2
Project:	AK Allen, 255 East 2nd Street, Mineola, NY		

VOA TCL List

CAS No.	Compound	Result	RL	MDL	Units	Q
95-63-6	**1,2,4-Trimethylbenzene**	1.9	4.9	0.81	ug/kg	J
108-67-8	**1,3,5-Trimethylbenzene**	1.0	4.9	0.88	ug/kg	J
75-01-4	Vinyl chloride	ND	4.9	1.1	ug/kg	
1330-20-7	Xylene (total)	ND	2.0	0.92	ug/kg	

CAS No.	Surrogate Recoveries	Run# 1	Run# 2	Limits
1868-53-7	Dibromofluoromethane	89%		71-117%
17060-07-0	1,2-Dichloroethane-D4	75%		62-124%
2037-26-5	Toluene-D8	87%		78-115%
460-00-4	4-Bromofluorobenzene	89%		73-127%

CAS No.	Tentatively Identified Compounds	R.T.	Est. Conc.	Units	Q
124-38-9	Carbon dioxide	2.71	~~140~~	ug/kg	~~JNB~~ U
	alkane	24.55	9.1	ug/kg	JN
	Total TIC, Volatile		9.1	ug/kg	J

ND = Not detected MDL - Method Detection Limit
RL = Reporting Limit
E = Indicates value exceeds calibration range

J = Indicates an estimated value
B = Indicates analyte found in associated method blank
N = Indicates presumptive evidence of a compound

Accutest Laboratories

Report of Analysis

Client Sample ID:	IRM B-1 0-10 (6-8')		
Lab Sample ID:	N35745-13	**Date Sampled:**	03/27/03
Matrix:	SO - Soil	**Date Received:**	03/29/03
Method:	SW846 8260B	**Percent Solids:**	96.9
Project:	AK Allen, 255 East 2nd Street, Mineola, NY		

	File ID	DF	Analyzed	By	Prep Date	Prep Batch	Analytical Batch
Run #1	G57956.D	1	04/02/03	SJM	n/a	n/a	VG3178
Run #2							

	Initial Weight
Run #1	4.4 g
Run #2	

VOA TCL List

CAS No.	Compound	Result	RL	MDL	Units	Q
67-64-1	Acetone	ND	12	5.9	ug/kg	
71-43-2	Benzene	ND	1.2	0.68	ug/kg	
75-27-4	Bromodichloromethane	ND	5.9	0.56	ug/kg	
75-25-2	Bromoform	ND	5.9	0.70	ug/kg	
74-83-9	Bromomethane	ND	5.9	1.6	ug/kg	
78-93-3	2-Butanone (MEK)	ND	12	4.0	ug/kg	
75-15-0	Carbon disulfide	ND	5.9	0.91	ug/kg	
56-23-5	Carbon tetrachloride	ND	5.9	1.0	ug/kg	
108-90-7	Chlorobenzene	ND	5.9	0.85	ug/kg	
75-00-3	Chloroethane	ND	5.9	2.6	ug/kg	
67-66-3	Chloroform	ND	5.9	0.96	ug/kg	
74-87-3	Chloromethane	ND	5.9	1.3	ug/kg	
124-48-1	Dibromochloromethane	ND	5.9	2.3	ug/kg	
75-34-3	1,1-Dichloroethane	ND	5.9	0.92	ug/kg	
107-06-2	1,2-Dichloroethane	ND	5.9	0.88	ug/kg	
75-35-4	1,1-Dichloroethene	ND	5.9	1.2	ug/kg	
156-59-2	cis-1,2-Dichloroethene	ND	5.9	1.1	ug/kg	
156-60-5	trans-1,2-Dichloroethene	ND	5.9	1.1	ug/kg	
78-87-5	1,2-Dichloropropane	ND	5.9	0.91	ug/kg	
10061-01-5	cis-1,3-Dichloropropene	ND	5.9	2.3	ug/kg	
10061-02-6	trans-1,3-Dichloropropene	ND	5.9	0.93	ug/kg	
100-41-4	Ethylbenzene	ND	1.2	1.1	ug/kg	
591-78-6	2-Hexanone	ND	5.9	2.1	ug/kg	
108-10-1	4-Methyl-2-pentanone(MIBK)	ND	5.9	3.0	ug/kg	
75-09-2	Methylene chloride	ND	5.9	5.5	ug/kg	
100-42-5	Styrene	ND	5.9	0.81	ug/kg	
79-34-5	1,1,2,2-Tetrachloroethane	ND	5.9	2.3	ug/kg	
127-18-4	Tetrachloroethene	ND	5.9	1.2	ug/kg	
108-88-3	Toluene	ND	1.2	0.89	ug/kg	
71-55-6	1,1,1-Trichloroethane	ND	5.9	0.96	ug/kg	
79-00-5	1,1,2-Trichloroethane	ND	5.9	0.55	ug/kg	
79-01-6	Trichloroethene	ND	5.9	1.1	ug/kg	

ND = Not detected MDL - Method Detection Limit
RL = Reporting Limit
E = Indicates value exceeds calibration range

J = Indicates an estimated value
B = Indicates analyte found in associated method blank
N = Indicates presumptive evidence of a compound

Report of Analysis

Client Sample ID:	IRM B-1 0-10 (6-8')		
Lab Sample ID:	N35745-13	**Date Sampled:**	03/27/03
Matrix:	SO - Soil	**Date Received:**	03/29/03
Method:	SW846 8260B	**Percent Solids:**	96.9
Project:	AK Allen, 255 East 2nd Street, Mineola, NY		

VOA TCL List

CAS No.	Compound	Result	RL	MDL	Units	Q
95-63-6	**1,2,4-Trimethylbenzene**	ND	5.9	0.97	ug/kg	
108-67-8	**1,3,5-Trimethylbenzene**	ND	5.9	1.1	ug/kg	
75-01-4	Vinyl chloride	ND	5.9	1.3	ug/kg	
1330-20-7	Xylene (total)	ND	2.3	1.1	ug/kg	

CAS No.	Surrogate Recoveries	Run# 1	Run# 2	Limits
1868-53-7	Dibromofluoromethane	88%		71-117%
17060-07-0	1,2-Dichloroethane-D4	72%		62-124%
2037-26-5	Toluene-D8	88%		78-115%
460-00-4	4-Bromofluorobenzene	90%		73-127%

CAS No.	Tentatively Identified Compounds	R.T.	Est. Conc.	Units	Q
124-38-9	Carbon dioxide	2.70	~~180~~	ug/kg	~~JNB~~ U
	Total TIC, Volatile		0	ug/kg	

ND = Not detected MDL - Method Detection Limit
RL = Reporting Limit
E = Indicates value exceeds calibration range
J = Indicates an estimated value
B = Indicates analyte found in associated method blank
N = Indicates presumptive evidence of a compound

Accutest Laboratories

Report of Analysis

Client Sample ID:	IRM B-1 20-30 (20-22')		
Lab Sample ID:	N35745-15	**Date Sampled:**	03/27/03
Matrix:	SO - Soil	**Date Received:**	03/29/03
Method:	SW846 8260B	**Percent Solids:**	96.5
Project:	AK Allen, 255 East 2nd Street, Mineola, NY		

	File ID	DF	Analyzed	By	Prep Date	Prep Batch	Analytical Batch
Run #1	G57957.D	1	04/02/03	SJM	n/a	n/a	VG3178
Run #2							

	Initial Weight
Run #1	5.1 g
Run #2	

VOA TCL List

CAS No.	Compound	Result	RL	MDL	Units	Q
67-64-1	Acetone	ND	10	5.1	ug/kg	
71-43-2	Benzene	ND	1.0	0.59	ug/kg	
75-27-4	Bromodichloromethane	ND	5.1	0.49	ug/kg	
75-25-2	Bromoform	ND	5.1	0.61	ug/kg	
74-83-9	Bromomethane	ND	5.1	1.4	ug/kg	
78-93-3	2-Butanone (MEK)	ND	10	3.5	ug/kg	
75-15-0	Carbon disulfide	ND	5.1	0.79	ug/kg	
56-23-5	Carbon tetrachloride	ND	5.1	0.88	ug/kg	
108-90-7	Chlorobenzene	ND	5.1	0.74	ug/kg	
75-00-3	Chloroethane	ND	5.1	2.2	ug/kg	
67-66-3	Chloroform	ND	5.1	0.84	ug/kg	
74-87-3	Chloromethane	ND	5.1	1.1	ug/kg	
124-48-1	Dibromochloromethane	ND	5.1	2.0	ug/kg	
75-34-3	1,1-Dichloroethane	ND	5.1	0.79	ug/kg	
107-06-2	1,2-Dichloroethane	ND	5.1	0.76	ug/kg	
75-35-4	1,1-Dichloroethene	ND	5.1	1.0	ug/kg	
156-59-2	cis-1,2-Dichloroethene	ND	5.1	0.97	ug/kg	
156-60-5	trans-1,2-Dichloroethene	ND	5.1	0.97	ug/kg	
78-87-5	1,2-Dichloropropane	ND	5.1	0.79	ug/kg	
10061-01-5	cis-1,3-Dichloropropene	ND	5.1	2.0	ug/kg	
10061-02-6	trans-1,3-Dichloropropene	ND	5.1	0.81	ug/kg	
100-41-4	Ethylbenzene	ND	1.0	0.98	ug/kg	
591-78-6	2-Hexanone	ND	5.1	1.8	ug/kg	
108-10-1	4-Methyl-2-pentanone(MIBK)	ND	5.1	2.6	ug/kg	
75-09-2	Methylene chloride	ND	5.1	4.8	ug/kg	
100-42-5	Styrene	ND	5.1	0.71	ug/kg	
79-34-5	1,1,2,2-Tetrachloroethane	ND	5.1	2.0	ug/kg	
127-18-4	Tetrachloroethene	ND	5.1	1.0	ug/kg	
108-88-3	Toluene	ND	1.0	0.77	ug/kg	
71-55-6	1,1,1-Trichloroethane	ND	5.1	0.83	ug/kg	
79-00-5	1,1,2-Trichloroethane	ND	5.1	0.48	ug/kg	
79-01-6	Trichloroethene	ND	5.1	0.95	ug/kg	

ND = Not detected MDL - Method Detection Limit J = Indicates an estimated value
RL = Reporting Limit B = Indicates analyte found in associated method blank
E = Indicates value exceeds calibration range N = Indicates presumptive evidence of a compound

Accutest Laboratories

Report of Analysis

Client Sample ID:	IRM B-1 20-30 (20-22')		
Lab Sample ID:	N35745-15	**Date Sampled:**	03/27/03
Matrix:	SO - Soil	**Date Received:**	03/29/03
Method:	SW846 8260B	**Percent Solids:**	96.5
Project:	AK Allen, 255 East 2nd Street, Mineola, NY		

VOA TCL List

CAS No.	Compound	Result	RL	MDL	Units	Q
95-63-6	**1,2,4-Trimethylbenzene**	4.6	5.1	0.84	ug/kg	J
108-67-8	**1,3,5-Trimethylbenzene**	2.8	5.1	0.91	ug/kg	J
75-01-4	Vinyl chloride	ND	5.1	1.1	ug/kg	
1330-20-7	Xylene (total)	ND	2.0	0.95	ug/kg	

CAS No.	Surrogate Recoveries	Run# 1	Run# 2	Limits
1868-53-7	Dibromofluoromethane	88%		71-117%
17060-07-0	1,2-Dichloroethane-D4	74%		62-124%
2037-26-5	Toluene-D8	88%		78-115%
460-00-4	4-Bromofluorobenzene	91%		73-127%

CAS No.	Tentatively Identified Compounds	R.T.	Est. Conc.	Units	Q
124-38-9	Carbon dioxide	2.72	~~200~~	ug/kg	~~JNB~~ U
	alkane	19.38	12	ug/kg	J
	alkane	20.84	9.4	ug/kg	J
	C4 alkyl benzene	22.94	6.7	ug/kg	J
	cycloalkane/alkene	24.01	10	ug/kg	J
	alkane	24.54	19	ug/kg	J
	alkane	24.73	10	ug/kg	J
	alkane	25.63	16	ug/kg	J
	alkane	26.10	15	ug/kg	J
	alkane	27.33	9	ug/kg	J
	Total TIC, Volatile		107.1	ug/kg	J

ND = Not detected MDL - Method Detection Limit
RL = Reporting Limit
E = Indicates value exceeds calibration range

J = Indicates an estimated value
B = Indicates analyte found in associated method blank
N = Indicates presumptive evidence of a compound

Accutest Laboratories

Report of Analysis

Client Sample ID:	IRM B-1 20-30 (26-28')		
Lab Sample ID:	N35745-16	**Date Sampled:**	03/27/03
Matrix:	SO - Soil	**Date Received:**	03/29/03
Method:	SW846 8260B	**Percent Solids:**	96.8
Project:	AK Allen, 255 East 2nd Street, Mineola, NY		

	File ID	DF	Analyzed	By	Prep Date	Prep Batch	Analytical Batch
Run #1	G57958.D	1	04/02/03	SJM	n/a	n/a	VG3178
Run #2							

	Initial Weight
Run #1	5.1 g
Run #2	

VOA TCL List

CAS No.	Compound	Result	RL	MDL	Units	Q
67-64-1	Acetone	ND	10	5.1	ug/kg	
71-43-2	Benzene	ND	1.0	0.59	ug/kg	
75-27-4	Bromodichloromethane	ND	5.1	0.49	ug/kg	
75-25-2	Bromoform	ND	5.1	0.61	ug/kg	
74-83-9	Bromomethane	ND	5.1	1.4	ug/kg	
78-93-3	2-Butanone (MEK)	ND	10	3.5	ug/kg	
75-15-0	Carbon disulfide	ND	5.1	0.79	ug/kg	
56-23-5	Carbon tetrachloride	ND	5.1	0.87	ug/kg	
108-90-7	Chlorobenzene	ND	5.1	0.73	ug/kg	
75-00-3	Chloroethane	ND	5.1	2.2	ug/kg	
67-66-3	Chloroform	ND	5.1	0.83	ug/kg	
74-87-3	Chloromethane	ND	5.1	1.1	ug/kg	
124-48-1	Dibromochloromethane	ND	5.1	2.0	ug/kg	
75-34-3	1,1-Dichloroethane	ND	5.1	0.79	ug/kg	
107-06-2	1,2-Dichloroethane	ND	5.1	0.76	ug/kg	
75-35-4	1,1-Dichloroethene	ND	5.1	1.0	ug/kg	
156-59-2	cis-1,2-Dichloroethene	ND	5.1	0.97	ug/kg	
156-60-5	trans-1,2-Dichloroethene	ND	5.1	0.96	ug/kg	
78-87-5	1,2-Dichloropropane	ND	5.1	0.79	ug/kg	
10061-01-5	cis-1,3-Dichloropropene	ND	5.1	2.0	ug/kg	
10061-02-6	trans-1,3-Dichloropropene	ND	5.1	0.80	ug/kg	
100-41-4	Ethylbenzene	ND	1.0	0.97	ug/kg	
591-78-6	2-Hexanone	ND	5.1	1.8	ug/kg	
108-10-1	4-Methyl-2-pentanone(MIBK)	ND	5.1	2.6	ug/kg	
75-09-2	Methylene chloride	ND	5.1	4.8	ug/kg	
100-42-5	Styrene	ND	5.1	0.70	ug/kg	
79-34-5	1,1,2,2-Tetrachloroethane	ND	5.1	2.0	ug/kg	
127-18-4	Tetrachloroethene	ND	5.1	1.0	ug/kg	
108-88-3	Toluene	ND	1.0	0.77	ug/kg	
71-55-6	1,1,1-Trichloroethane	ND	5.1	0.83	ug/kg	
79-00-5	1,1,2-Trichloroethane	ND	5.1	0.47	ug/kg	
79-01-6	Trichloroethene	ND	5.1	0.94	ug/kg	

77

ND = Not detected MDL - Method Detection Limit
RL = Reporting Limit
E = Indicates value exceeds calibration range

J = Indicates an estimated value
B = Indicates analyte found in associated method blank
N = Indicates presumptive evidence of a compound

Report of Analysis

Client Sample ID:	IRM B-1 20-30 (26-28')		
Lab Sample ID:	N35745-16	**Date Sampled:**	03/27/03
Matrix:	SO - Soil	**Date Received:**	03/29/03
Method:	SW846 8260B	**Percent Solids:**	96.8
Project:	AK Allen, 255 East 2nd Street, Mineola, NY		

VOA TCL List

CAS No.	Compound	Result	RL	MDL	Units	Q
95-63-6	**1,2,4-Trimethylbenzene**	ND	5.1	0.84	ug/kg	
108-67-8	**1,3,5-Trimethylbenzene**	ND	5.1	0.91	ug/kg	
75-01-4	Vinyl chloride	ND	5.1	1.1	ug/kg	
1330-20-7	Xylene (total)	ND	2.0	0.95	ug/kg	

CAS No.	Surrogate Recoveries	Run# 1	Run# 2	Limits
1868-53-7	Dibromofluoromethane	88%		71-117%
17060-07-0	1,2-Dichloroethane-D4	73%		62-124%
2037-26-5	Toluene-D8	88%		78-115%
460-00-4	4-Bromofluorobenzene	89%		73-127%

CAS No.	Tentatively Identified Compounds	R.T.	Est. Conc.	Units	Q
124-38-9	Carbon dioxide	2.72	~~130~~	ug/kg	~~JNB~~ U
	Total TIC, Volatile		0	ug/kg	

ND = Not detected MDL - Method Detection Limit
RL = Reporting Limit
E = Indicates value exceeds calibration range

J = Indicates an estimated value
B = Indicates analyte found in associated method blank
N = Indicates presumptive evidence of a compound

Accutest Laboratories

Report of Analysis

Client Sample ID:	IRM B-1 30-40 (32-34')		
Lab Sample ID:	N35745-17	**Date Sampled:**	03/27/03
Matrix:	SO - Soil	**Date Received:**	03/29/03
Method:	SW846 8260B	**Percent Solids:**	97.3
Project:	AK Allen, 255 East 2nd Street, Mineola, NY		

	File ID	DF	Analyzed	By	Prep Date	Prep Batch	Analytical Batch
Run #1	G57992.D	1	04/03/03	SJM	n/a	n/a	VG3180
Run #2							

	Initial Weight
Run #1	5.0 g
Run #2	

VOA TCL List

CAS No.	Compound	Result	RL	MDL	Units	Q
67-64-1	Acetone	ND	10	5.1	ug/kg	
71-43-2	Benzene	ND	1.0	0.59	ug/kg	
75-27-4	Bromodichloromethane	ND	5.1	0.49	ug/kg	
75-25-2	Bromoform	ND	5.1	0.62	ug/kg	
74-83-9	Bromomethane	ND	5.1	1.4	ug/kg	
78-93-3	2-Butanone (MEK)	ND	10	3.5	ug/kg	
75-15-0	Carbon disulfide	ND	5.1	0.80	ug/kg	
56-23-5	Carbon tetrachloride	ND	5.1	0.89	ug/kg	
108-90-7	Chlorobenzene	ND	5.1	0.75	ug/kg	
75-00-3	Chloroethane	ND	5.1	2.2	ug/kg	
67-66-3	Chloroform	ND	5.1	0.84	ug/kg	
74-87-3	Chloromethane	ND	5.1	1.1	ug/kg	
124-48-1	Dibromochloromethane	ND	5.1	2.1	ug/kg	
75-34-3	1,1-Dichloroethane	ND	5.1	0.80	ug/kg	
107-06-2	1,2-Dichloroethane	ND	5.1	0.77	ug/kg	
75-35-4	1,1-Dichloroethene	ND	5.1	1.0	ug/kg	
156-59-2	cis-1,2-Dichloroethene	ND	5.1	0.98	ug/kg	
156-60-5	trans-1,2-Dichloroethene	ND	5.1	0.98	ug/kg	
78-87-5	1,2-Dichloropropane	ND	5.1	0.80	ug/kg	
10061-01-5	cis-1,3-Dichloropropene	ND	5.1	2.1	ug/kg	
10061-02-6	trans-1,3-Dichloropropene	ND	5.1	0.82	ug/kg	
100-41-4	Ethylbenzene	ND	1.0	0.99	ug/kg	
591-78-6	2-Hexanone	ND	5.1	1.8	ug/kg	
108-10-1	4-Methyl-2-pentanone(MIBK)	ND	5.1	2.6	ug/kg	
75-09-2	Methylene chloride	ND	5.1	4.9	ug/kg	
100-42-5	Styrene	ND	5.1	0.71	ug/kg	
79-34-5	1,1,2,2-Tetrachloroethane	ND	5.1	2.1	ug/kg	
127-18-4	Tetrachloroethene	ND	5.1	1.0	ug/kg	
108-88-3	Toluene	ND	1.0	0.78	ug/kg	
71-55-6	1,1,1-Trichloroethane	ND	5.1	0.84	ug/kg	
79-00-5	1,1,2-Trichloroethane	ND	5.1	0.48	ug/kg	
79-01-6	Trichloroethene	ND	5.1	0.96	ug/kg	

ND = Not detected MDL - Method Detection Limit
RL = Reporting Limit
E = Indicates value exceeds calibration range

J = Indicates an estimated value
B = Indicates analyte found in associated method blank
N = Indicates presumptive evidence of a compound

Report of Analysis

Client Sample ID:	IRM B-1 30-40 (32-34')		
Lab Sample ID:	N35745-17	**Date Sampled:**	03/27/03
Matrix:	SO - Soil	**Date Received:**	03/29/03
Method:	SW846 8260B	**Percent Solids:**	97.3
Project:	AK Allen, 255 East 2nd Street, Mineola, NY		

VOA TCL List

CAS No.	Compound	Result	RL	MDL	Units	Q
95-63-6	**1,2,4-Trimethylbenzene**	ND	5.1	0.85	ug/kg	
108-67-8	**1,3,5-Trimethylbenzene**	ND	5.1	0.92	ug/kg	
75-01-4	Vinyl chloride	ND	5.1	1.1	ug/kg	
1330-20-7	Xylene (total)	ND	2.1	0.96	ug/kg	

CAS No.	Surrogate Recoveries	Run# 1	Run# 2	Limits
1868-53-7	Dibromofluoromethane	85%		71-117%
17060-07-0	1,2-Dichloroethane-D4	67%		62-124%
2037-26-5	Toluene-D8	88%		78-115%
460-00-4	4-Bromofluorobenzene	91%		73-127%

CAS No.	Tentatively Identified Compounds	R.T.	Est. Conc.	Units	Q
124-38-9	Carbon dioxide	2.71	~~190~~	ug/kg	~~JNB~~ U
	Total TIC, Volatile		0	ug/kg	

ND = Not detected MDL - Method Detection Limit
RL = Reporting Limit
E = Indicates value exceeds calibration range
J = Indicates an estimated value
B = Indicates analyte found in associated method blank
N = Indicates presumptive evidence of a compound

Accutest Laboratories

Report of Analysis

Client Sample ID:	IRM B-1 30-40 (38-40')		
Lab Sample ID:	N35745-18	**Date Sampled:**	03/27/03
Matrix:	SO - Soil	**Date Received:**	03/29/03
Method:	SW846 8260B	**Percent Solids:**	97.7
Project:	AK Allen, 255 East 2nd Street, Mineola, NY		

	File ID	DF	Analyzed	By	Prep Date	Prep Batch	Analytical Batch
Run #1	G57993.D	1	04/03/03	SJM	n/a	n/a	VG3180
Run #2							

	Initial Weight
Run #1	5.1 g
Run #2	

VOA TCL List

CAS No.	Compound	Result	RL	MDL	Units	Q
67-64-1	Acetone	ND	10	5.0	ug/kg	
71-43-2	Benzene	ND	1.0	0.58	ug/kg	
75-27-4	Bromodichloromethane	ND	5.0	0.48	ug/kg	
75-25-2	Bromoform	ND	5.0	0.60	ug/kg	
74-83-9	Bromomethane	ND	5.0	1.4	ug/kg	
78-93-3	2-Butanone (MEK)	ND	10	3.4	ug/kg	
75-15-0	Carbon disulfide	ND	5.0	0.78	ug/kg	
56-23-5	Carbon tetrachloride	ND	5.0	0.86	ug/kg	
108-90-7	Chlorobenzene	ND	5.0	0.73	ug/kg	
75-00-3	Chloroethane	ND	5.0	2.2	ug/kg	
67-66-3	Chloroform	ND	5.0	0.82	ug/kg	
74-87-3	Chloromethane	ND	5.0	1.1	ug/kg	
124-48-1	Dibromochloromethane	ND	5.0	2.0	ug/kg	
75-34-3	1,1-Dichloroethane	ND	5.0	0.78	ug/kg	
107-06-2	1,2-Dichloroethane	ND	5.0	0.75	ug/kg	
75-35-4	1,1-Dichloroethene	ND	5.0	1.0	ug/kg	
156-59-2	cis-1,2-Dichloroethene	ND	5.0	0.96	ug/kg	
156-60-5	trans-1,2-Dichloroethene	ND	5.0	0.96	ug/kg	
78-87-5	1,2-Dichloropropane	ND	5.0	0.78	ug/kg	
10061-01-5	cis-1,3-Dichloropropene	ND	5.0	2.0	ug/kg	
10061-02-6	trans-1,3-Dichloropropene	ND	5.0	0.80	ug/kg	
100-41-4	Ethylbenzene	ND	1.0	0.96	ug/kg	
591-78-6	2-Hexanone	ND	5.0	1.8	ug/kg	
108-10-1	4-Methyl-2-pentanone(MIBK)	ND	5.0	2.6	ug/kg	
75-09-2	Methylene chloride	ND	5.0	4.7	ug/kg	
100-42-5	Styrene	ND	5.0	0.70	ug/kg	
79-34-5	1,1,2,2-Tetrachloroethane	ND	5.0	2.0	ug/kg	
127-18-4	Tetrachloroethene	ND	5.0	1.0	ug/kg	
108-88-3	Toluene	ND	1.0	0.76	ug/kg	
71-55-6	1,1,1-Trichloroethane	ND	5.0	0.82	ug/kg	
79-00-5	1,1,2-Trichloroethane	ND	5.0	0.47	ug/kg	
79-01-6	Trichloroethene	ND	5.0	0.93	ug/kg	

ND = Not detected MDL - Method Detection Limit
RL = Reporting Limit
E = Indicates value exceeds calibration range

J = Indicates an estimated value
B = Indicates analyte found in associated method blank
N = Indicates presumptive evidence of a compound

Report of Analysis

Client Sample ID:	IRM B-1 30-40 (38-40')		
Lab Sample ID:	N35745-18	**Date Sampled:**	03/27/03
Matrix:	SO - Soil	**Date Received:**	03/29/03
Method:	SW846 8260B	**Percent Solids:**	97.7
Project:	AK Allen, 255 East 2nd Street, Mineola, NY		

VOA TCL List

CAS No.	Compound	Result	RL	MDL	Units	Q
95-63-6	**1,2,4-Trimethylbenzene**	ND	5.0	0.83	ug/kg	
108-67-8	**1,3,5-Trimethylbenzene**	ND	5.0	0.90	ug/kg	
75-01-4	Vinyl chloride	ND	5.0	1.1	ug/kg	
1330-20-7	Xylene (total)	ND	2.0	0.94	ug/kg	

CAS No.	Surrogate Recoveries	Run# 1	Run# 2	Limits
1868-53-7	Dibromofluoromethane	89%		71-117%
17060-07-0	1,2-Dichloroethane-D4	74%		62-124%
2037-26-5	Toluene-D8	87%		78-115%
460-00-4	4-Bromofluorobenzene	90%		73-127%

CAS No.	Tentatively Identified Compounds	R.T.	Est. Conc.	Units	Q
124-38-9	Carbon dioxide	2.72	~~150~~	ug/kg	~~JNB~~ U
	Total TIC, Volatile		0	ug/kg	

ND = Not detected MDL - Method Detection Limit
RL = Reporting Limit
E = Indicates value exceeds calibration range
J = Indicates an estimated value
B = Indicates analyte found in associated method blank
N = Indicates presumptive evidence of a compound

Accutest Laboratories

Report of Analysis

Client Sample ID:	IRM B-1 40-50 (44-46')		
Lab Sample ID:	N35745-19	**Date Sampled:**	03/27/03
Matrix:	SO - Soil	**Date Received:**	03/29/03
Method:	SW846 8260B	**Percent Solids:**	98.3
Project:	AK Allen, 255 East 2nd Street, Mineola, NY		

	File ID	DF	Analyzed	By	Prep Date	Prep Batch	Analytical Batch
Run #1	G57994.D	1	04/03/03	SJM	n/a	n/a	VG3180
Run #2							

	Initial Weight
Run #1	5.0 g
Run #2	

VOA TCL List

CAS No.	Compound	Result	RL	MDL	Units	Q
67-64-1	Acetone	ND	10	5.1	ug/kg	
71-43-2	Benzene	ND	1.0	0.59	ug/kg	
75-27-4	Bromodichloromethane	ND	5.1	0.49	ug/kg	
75-25-2	Bromoform	ND	5.1	0.61	ug/kg	
74-83-9	Bromomethane	ND	5.1	1.4	ug/kg	
78-93-3	2-Butanone (MEK)	ND	10	3.5	ug/kg	
75-15-0	Carbon disulfide	ND	5.1	0.79	ug/kg	
56-23-5	Carbon tetrachloride	ND	5.1	0.88	ug/kg	
108-90-7	Chlorobenzene	ND	5.1	0.74	ug/kg	
75-00-3	Chloroethane	ND	5.1	2.2	ug/kg	
67-66-3	Chloroform	ND	5.1	0.84	ug/kg	
74-87-3	Chloromethane	ND	5.1	1.1	ug/kg	
124-48-1	Dibromochloromethane	ND	5.1	2.0	ug/kg	
75-34-3	1,1-Dichloroethane	ND	5.1	0.79	ug/kg	
107-06-2	1,2-Dichloroethane	ND	5.1	0.76	ug/kg	
75-35-4	1,1-Dichloroethene	ND	5.1	1.0	ug/kg	
156-59-2	cis-1,2-Dichloroethene	ND	5.1	0.97	ug/kg	
156-60-5	trans-1,2-Dichloroethene	ND	5.1	0.97	ug/kg	
78-87-5	1,2-Dichloropropane	ND	5.1	0.79	ug/kg	
10061-01-5	cis-1,3-Dichloropropene	ND	5.1	2.0	ug/kg	
10061-02-6	trans-1,3-Dichloropropene	ND	5.1	0.81	ug/kg	
100-41-4	Ethylbenzene	ND	1.0	0.98	ug/kg	
591-78-6	2-Hexanone	ND	5.1	1.8	ug/kg	
108-10-1	4-Methyl-2-pentanone(MIBK)	ND	5.1	2.6	ug/kg	
75-09-2	Methylene chloride	ND	5.1	4.8	ug/kg	
100-42-5	Styrene	ND	5.1	0.71	ug/kg	
79-34-5	1,1,2,2-Tetrachloroethane	ND	5.1	2.0	ug/kg	
127-18-4	Tetrachloroethene	ND	5.1	1.0	ug/kg	
108-88-3	Toluene	ND	1.0	0.78	ug/kg	
71-55-6	1,1,1-Trichloroethane	ND	5.1	0.83	ug/kg	
79-00-5	1,1,2-Trichloroethane	ND	5.1	0.48	ug/kg	
79-01-6	Trichloroethene	ND	5.1	0.95	ug/kg	

ND = Not detected MDL - Method Detection Limit
RL = Reporting Limit
E = Indicates value exceeds calibration range

J = Indicates an estimated value
B = Indicates analyte found in associated method blank
N = Indicates presumptive evidence of a compound

Accutest Laboratories

Report of Analysis

Client Sample ID:	IRM B-1 40-50 (44-46')		
Lab Sample ID:	N35745-19	**Date Sampled:**	03/27/03
Matrix:	SO - Soil	**Date Received:**	03/29/03
Method:	SW846 8260B	**Percent Solids:**	98.3
Project:	AK Allen, 255 East 2nd Street, Mineola, NY		

VOA TCL List

CAS No.	Compound	Result	RL	MDL	Units	Q
95-63-6	**1,2,4-Trimethylbenzene**	ND	5.1	0.84	ug/kg	
108-67-8	**1,3,5-Trimethylbenzene**	ND	5.1	0.91	ug/kg	
75-01-4	Vinyl chloride	ND	5.1	1.1	ug/kg	
1330-20-7	Xylene (total)	ND	2.0	0.95	ug/kg	

CAS No.	Surrogate Recoveries	Run# 1	Run# 2	Limits
1868-53-7	Dibromofluoromethane	87%		71-117%
17060-07-0	1,2-Dichloroethane-D4	72%		62-124%
2037-26-5	Toluene-D8	88%		78-115%
460-00-4	4-Bromofluorobenzene	91%		73-127%

CAS No.	Tentatively Identified Compounds	R.T.	Est. Conc.	Units	Q
124-38-9	Carbon dioxide	2.71	~~170~~	ug/kg	~~JNB~~ U
	Total TIC, Volatile		0	ug/kg	

87

ND = Not detected MDL - Method Detection Limit
RL = Reporting Limit
E = Indicates value exceeds calibration range

J = Indicates an estimated value
B = Indicates analyte found in associated method blank
N = Indicates presumptive evidence of a compound

Accutest Laboratories

Report of Analysis

Client Sample ID:	IRM B-1 40-50 (46-48')		
Lab Sample ID:	N35745-20	**Date Sampled:**	03/27/03
Matrix:	SO - Soil	**Date Received:**	03/29/03
Method:	SW846 8260B	**Percent Solids:**	97.6
Project:	AK Allen, 255 East 2nd Street, Mineola, NY		

	File ID	DF	Analyzed	By	Prep Date	Prep Batch	Analytical Batch
Run #1	G57995.D	1	04/03/03	SJM	n/a	n/a	VG3180
Run #2							

	Initial Weight
Run #1	4.6 g
Run #2	

VOA TCL List

CAS No.	Compound	Result	RL	MDL	Units	Q
67-64-1	Acetone	ND	11	5.6	ug/kg	
71-43-2	Benzene	ND	1.1	0.64	ug/kg	
75-27-4	Bromodichloromethane	ND	5.6	0.53	ug/kg	
75-25-2	Bromoform	ND	5.6	0.67	ug/kg	
74-83-9	Bromomethane	ND	5.6	1.5	ug/kg	
78-93-3	2-Butanone (MEK)	ND	11	3.8	ug/kg	
75-15-0	Carbon disulfide	ND	5.6	0.87	ug/kg	
56-23-5	Carbon tetrachloride	ND	5.6	0.96	ug/kg	
108-90-7	Chlorobenzene	ND	5.6	0.81	ug/kg	
75-00-3	Chloroethane	ND	5.6	2.4	ug/kg	
67-66-3	Chloroform	ND	5.6	0.92	ug/kg	
74-87-3	Chloromethane	ND	5.6	1.2	ug/kg	
124-48-1	Dibromochloromethane	ND	5.6	2.2	ug/kg	
75-34-3	1,1-Dichloroethane	ND	5.6	0.87	ug/kg	
107-06-2	1,2-Dichloroethane	ND	5.6	0.83	ug/kg	
75-35-4	1,1-Dichloroethene	ND	5.6	1.1	ug/kg	
156-59-2	cis-1,2-Dichloroethene	ND	5.6	1.1	ug/kg	
156-60-5	trans-1,2-Dichloroethene	ND	5.6	1.1	ug/kg	
78-87-5	1,2-Dichloropropane	ND	5.6	0.87	ug/kg	
10061-01-5	cis-1,3-Dichloropropene	ND	5.6	2.2	ug/kg	
10061-02-6	trans-1,3-Dichloropropene	ND	5.6	0.88	ug/kg	
100-41-4	Ethylbenzene	ND	1.1	1.1	ug/kg	
591-78-6	2-Hexanone	ND	5.6	2.0	ug/kg	
108-10-1	4-Methyl-2-pentanone(MIBK)	ND	5.6	2.8	ug/kg	
75-09-2	Methylene chloride	ND	5.6	5.3	ug/kg	
100-42-5	Styrene	ND	5.6	0.77	ug/kg	
79-34-5	1,1,2,2-Tetrachloroethane	ND	5.6	2.2	ug/kg	
127-18-4	Tetrachloroethene	ND	5.6	1.1	ug/kg	
108-88-3	Toluene	ND	1.1	0.85	ug/kg	
71-55-6	1,1,1-Trichloroethane	ND	5.6	0.91	ug/kg	
79-00-5	1,1,2-Trichloroethane	ND	5.6	0.52	ug/kg	
79-01-6	Trichloroethene	ND	5.6	1.0	ug/kg	

ND = Not detected MDL - Method Detection Limit J = Indicates an estimated value
RL = Reporting Limit B = Indicates analyte found in associated method blank
E = Indicates value exceeds calibration range N = Indicates presumptive evidence of a compound

Report of Analysis

Client Sample ID:	IRM B-1 40-50 (46-48')		
Lab Sample ID:	N35745-20	**Date Sampled:**	03/27/03
Matrix:	SO - Soil	**Date Received:**	03/29/03
Method:	SW846 8260B	**Percent Solids:**	97.6
Project:	AK Allen, 255 East 2nd Street, Mineola, NY		

VOA TCL List

CAS No.	Compound	Result	RL	MDL	Units	Q
95-63-6	**1,2,4-Trimethylbenzene**	ND	5.6	0.92	ug/kg	
108-67-8	**1,3,5-Trimethylbenzene**	ND	5.6	1.0	ug/kg	
75-01-4	Vinyl chloride	ND	5.6	1.2	ug/kg	
1330-20-7	Xylene (total)	ND	2.2	1.0	ug/kg	

CAS No.	Surrogate Recoveries	Run# 1	Run# 2	Limits
1868-53-7	Dibromofluoromethane	88%		71-117%
17060-07-0	1,2-Dichloroethane-D4	72%		62-124%
2037-26-5	Toluene-D8	88%		78-115%
460-00-4	4-Bromofluorobenzene	90%		73-127%

CAS No.	Tentatively Identified Compounds	R.T.	Est. Conc.	Units	Q
124-38-9	Carbon dioxide	2.73	~~170~~	ug/kg	~~JNB~~ U
	Total TIC, Volatile		0	ug/kg	

90

ND = Not detected MDL - Method Detection Limit
RL = Reporting Limit
E = Indicates value exceeds calibration range

J = Indicates an estimated value
B = Indicates analyte found in associated method blank
N = Indicates presumptive evidence of a compound

Accutest Laboratories

Report of Analysis

Client Sample ID:	IRM B-1 50-60 (50-52')		
Lab Sample ID:	N35745-21	**Date Sampled:**	03/27/03
Matrix:	SO - Soil	**Date Received:**	03/29/03
Method:	SW846 8260B	**Percent Solids:**	96.7
Project:	AK Allen, 255 East 2nd Street, Mineola, NY		

	File ID	DF	Analyzed	By	Prep Date	Prep Batch	Analytical Batch
Run #1	G57996.D	1	04/03/03	SJM	n/a	n/a	VG3180
Run #2							

	Initial Weight
Run #1	4.6 g
Run #2	

VOA TCL List

CAS No.	Compound	Result	RL	MDL	Units	Q
67-64-1	Acetone	ND	11	5.6	ug/kg	
71-43-2	Benzene	ND	1.1	0.65	ug/kg	
75-27-4	Bromodichloromethane	ND	5.6	0.54	ug/kg	
75-25-2	Bromoform	ND	5.6	0.67	ug/kg	
74-83-9	Bromomethane	ND	5.6	1.6	ug/kg	
78-93-3	2-Butanone (MEK)	ND	11	3.8	ug/kg	
75-15-0	Carbon disulfide	ND	5.6	0.88	ug/kg	
56-23-5	Carbon tetrachloride	ND	5.6	0.97	ug/kg	
108-90-7	Chlorobenzene	ND	5.6	0.81	ug/kg	
75-00-3	Chloroethane	ND	5.6	2.5	ug/kg	
67-66-3	Chloroform	ND	5.6	0.92	ug/kg	
74-87-3	Chloromethane	ND	5.6	1.2	ug/kg	
124-48-1	Dibromochloromethane	ND	5.6	2.2	ug/kg	
75-34-3	1,1-Dichloroethane	ND	5.6	0.88	ug/kg	
107-06-2	1,2-Dichloroethane	ND	5.6	0.84	ug/kg	
75-35-4	1,1-Dichloroethene	ND	5.6	1.1	ug/kg	
156-59-2	cis-1,2-Dichloroethene	ND	5.6	1.1	ug/kg	
156-60-5	trans-1,2-Dichloroethene	ND	5.6	1.1	ug/kg	
78-87-5	1,2-Dichloropropane	ND	5.6	0.88	ug/kg	
10061-01-5	cis-1,3-Dichloropropene	ND	5.6	2.2	ug/kg	
10061-02-6	trans-1,3-Dichloropropene	ND	5.6	0.89	ug/kg	
100-41-4	Ethylbenzene	ND	1.1	1.1	ug/kg	
591-78-6	2-Hexanone	ND	5.6	2.0	ug/kg	
108-10-1	4-Methyl-2-pentanone(MIBK)	ND	5.6	2.9	ug/kg	
75-09-2	Methylene chloride	ND	5.6	5.3	ug/kg	
100-42-5	Styrene	ND	5.6	0.78	ug/kg	
79-34-5	1,1,2,2-Tetrachloroethane	ND	5.6	2.2	ug/kg	
127-18-4	Tetrachloroethene	ND	5.6	1.1	ug/kg	
108-88-3	Toluene	ND	1.1	0.86	ug/kg	
71-55-6	1,1,1-Trichloroethane	ND	5.6	0.92	ug/kg	
79-00-5	1,1,2-Trichloroethane	ND	5.6	0.53	ug/kg	
79-01-6	Trichloroethene	ND	5.6	1.0	ug/kg	

ND = Not detected MDL - Method Detection Limit
RL = Reporting Limit
E = Indicates value exceeds calibration range

J = Indicates an estimated value
B = Indicates analyte found in associated method blank
N = Indicates presumptive evidence of a compound

Report of Analysis

Client Sample ID:	IRM B-1 50-60 (50-52')		
Lab Sample ID:	N35745-21	**Date Sampled:**	03/27/03
Matrix:	SO - Soil	**Date Received:**	03/29/03
Method:	SW846 8260B	**Percent Solids:**	96.7
Project:	AK Allen, 255 East 2nd Street, Mineola, NY		

VOA TCL List

CAS No.	Compound	Result	RL	MDL	Units	Q
95-63-6	**1,2,4-Trimethylbenzene**	ND	5.6	0.93	ug/kg	
108-67-8	**1,3,5-Trimethylbenzene**	ND	5.6	1.0	ug/kg	
75-01-4	Vinyl chloride	ND	5.6	1.2	ug/kg	
1330-20-7	Xylene (total)	ND	2.2	1.1	ug/kg	

CAS No.	Surrogate Recoveries	Run# 1	Run# 2	Limits
1868-53-7	Dibromofluoromethane	88%		71-117%
17060-07-0	1,2-Dichloroethane-D4	73%		62-124%
2037-26-5	Toluene-D8	87%		78-115%
460-00-4	4-Bromofluorobenzene	91%		73-127%

CAS No.	Tentatively Identified Compounds	R.T.	Est. Conc.	Units	Q
124-38-9	Carbon dioxide	2.72	~~210~~	ug/kg	~~JNB~~ U
	Total TIC, Volatile		0	ug/kg	

ND = Not detected MDL - Method Detection Limit
RL = Reporting Limit
E = Indicates value exceeds calibration range
J = Indicates an estimated value
B = Indicates analyte found in associated method blank
N = Indicates presumptive evidence of a compound

Accutest Laboratories

Report of Analysis

Client Sample ID:	IRM B-1 50-60 (52-54')		
Lab Sample ID:	N35745-22	**Date Sampled:**	03/27/03
Matrix:	SO - Soil	**Date Received:**	03/29/03
Method:	SW846 8260B	**Percent Solids:**	88.2
Project:	AK Allen, 255 East 2nd Street, Mineola, NY		

	File ID	DF	Analyzed	By	Prep Date	Prep Batch	Analytical Batch
Run #1	G57997.D	1	04/03/03	SJM	n/a	n/a	VG3180
Run #2							

	Initial Weight
Run #1	4.6 g
Run #2	

VOA TCL List

CAS No.	Compound	Result	RL	MDL	Units	Q
67-64-1	Acetone	ND	12	6.1	ug/kg	
71-43-2	Benzene	ND	1.2	0.71	ug/kg	
75-27-4	Bromodichloromethane	ND	6.2	0.59	ug/kg	
75-25-2	Bromoform	ND	6.2	0.74	ug/kg	
74-83-9	Bromomethane	ND	6.2	1.7	ug/kg	
78-93-3	2-Butanone (MEK)	ND	12	4.2	ug/kg	
75-15-0	Carbon disulfide	ND	6.2	0.96	ug/kg	
56-23-5	Carbon tetrachloride	ND	6.2	1.1	ug/kg	
108-90-7	Chlorobenzene	ND	6.2	0.89	ug/kg	
75-00-3	Chloroethane	ND	6.2	2.7	ug/kg	
67-66-3	Chloroform	ND	6.2	1.0	ug/kg	
74-87-3	Chloromethane	ND	6.2	1.4	ug/kg	
124-48-1	Dibromochloromethane	ND	6.2	2.5	ug/kg	
75-34-3	1,1-Dichloroethane	ND	6.2	0.96	ug/kg	
107-06-2	1,2-Dichloroethane	ND	6.2	0.92	ug/kg	
75-35-4	1,1-Dichloroethene	ND	6.2	1.2	ug/kg	
156-59-2	cis-1,2-Dichloroethene	ND	6.2	1.2	ug/kg	
156-60-5	trans-1,2-Dichloroethene	ND	6.2	1.2	ug/kg	
78-87-5	1,2-Dichloropropane	ND	6.2	0.96	ug/kg	
10061-01-5	cis-1,3-Dichloropropene	ND	6.2	2.5	ug/kg	
10061-02-6	trans-1,3-Dichloropropene	ND	6.2	0.98	ug/kg	
100-41-4	Ethylbenzene	ND	1.2	1.2	ug/kg	
591-78-6	2-Hexanone	ND	6.2	2.2	ug/kg	
108-10-1	4-Methyl-2-pentanone(MIBK)	ND	6.2	3.1	ug/kg	
75-09-2	Methylene chloride	ND	6.2	5.8	ug/kg	
100-42-5	Styrene	ND	6.2	0.86	ug/kg	
79-34-5	1,1,2,2-Tetrachloroethane	ND	6.2	2.5	ug/kg	
127-18-4	Tetrachloroethene	ND	6.2	1.2	ug/kg	
108-88-3	Toluene	ND	1.2	0.94	ug/kg	
71-55-6	1,1,1-Trichloroethane	ND	6.2	1.0	ug/kg	
79-00-5	1,1,2-Trichloroethane	ND	6.2	0.58	ug/kg	
79-01-6	Trichloroethene	ND	6.2	1.1	ug/kg	

ND = Not detected MDL - Method Detection Limit
RL = Reporting Limit
E = Indicates value exceeds calibration range

J = Indicates an estimated value
B = Indicates analyte found in associated method blank
N = Indicates presumptive evidence of a compound

Report of Analysis

Client Sample ID:	IRM B-1 50-60 (52-54')		
Lab Sample ID:	N35745-22	**Date Sampled:**	03/27/03
Matrix:	SO - Soil	**Date Received:**	03/29/03
Method:	SW846 8260B	**Percent Solids:**	88.2
Project:	AK Allen, 255 East 2nd Street, Mineola, NY		

VOA TCL List

CAS No.	Compound	Result	RL	MDL	Units	Q
95-63-6	**1,2,4-Trimethylbenzene**	ND	6.2	1.0	ug/kg	
108-67-8	**1,3,5-Trimethylbenzene**	ND	6.2	1.1	ug/kg	
75-01-4	Vinyl chloride	ND	6.2	1.3	ug/kg	
1330-20-7	Xylene (total)	ND	2.5	1.2	ug/kg	

CAS No.	Surrogate Recoveries	Run# 1	Run# 2	Limits
1868-53-7	Dibromofluoromethane	90%		71-117%
17060-07-0	1,2-Dichloroethane-D4	75%		62-124%
2037-26-5	Toluene-D8	87%		78-115%
460-00-4	4-Bromofluorobenzene	90%		73-127%

CAS No.	Tentatively Identified Compounds	R.T.	Est. Conc.	Units	Q
124-38-9	Carbon dioxide	2.73	~~210~~	ug/kg	~~JNB~~ U
	Total TIC, Volatile		0	ug/kg	

ND = Not detected MDL - Method Detection Limit
RL = Reporting Limit
E = Indicates value exceeds calibration range

J = Indicates an estimated value
B = Indicates analyte found in associated method blank
N = Indicates presumptive evidence of a compound

Accutest Laboratories

Report of Analysis

Client Sample ID:	IRM B-2 10'		
Lab Sample ID:	N35745-23	**Date Sampled:**	03/27/03
Matrix:	SO - Soil	**Date Received:**	03/29/03
Method:	SW846 8260B	**Percent Solids:**	96.3
Project:	AK Allen, 255 East 2nd Street, Mineola, NY		

	File ID	DF	Analyzed	By	Prep Date	Prep Batch	Analytical Batch
Run #1	G57998.D	1	04/03/03	SJM	n/a	n/a	VG3180
Run #2							

	Initial Weight
Run #1	5.2 g
Run #2	

VOA TCL List

CAS No.	Compound	Result	RL	MDL	Units	Q
67-64-1	Acetone	ND	10	5.0	ug/kg	
71-43-2	Benzene	ND	1.0	0.58	ug/kg	
75-27-4	Bromodichloromethane	ND	5.0	0.48	ug/kg	
75-25-2	Bromoform	ND	5.0	0.60	ug/kg	
74-83-9	Bromomethane	ND	5.0	1.4	ug/kg	
78-93-3	2-Butanone (MEK)	ND	10	3.4	ug/kg	
75-15-0	Carbon disulfide	ND	5.0	0.78	ug/kg	
56-23-5	Carbon tetrachloride	ND	5.0	0.86	ug/kg	
108-90-7	Chlorobenzene	ND	5.0	0.72	ug/kg	
75-00-3	Chloroethane	ND	5.0	2.2	ug/kg	
67-66-3	Chloroform	ND	5.0	0.82	ug/kg	
74-87-3	Chloromethane	ND	5.0	1.1	ug/kg	
124-48-1	Dibromochloromethane	ND	5.0	2.0	ug/kg	
75-34-3	1,1-Dichloroethane	ND	5.0	0.78	ug/kg	
107-06-2	1,2-Dichloroethane	ND	5.0	0.75	ug/kg	
75-35-4	1,1-Dichloroethene	ND	5.0	1.0	ug/kg	
156-59-2	cis-1,2-Dichloroethene	ND	5.0	0.96	ug/kg	
156-60-5	trans-1,2-Dichloroethene	ND	5.0	0.95	ug/kg	
78-87-5	1,2-Dichloropropane	ND	5.0	0.78	ug/kg	
10061-01-5	cis-1,3-Dichloropropene	ND	5.0	2.0	ug/kg	
10061-02-6	trans-1,3-Dichloropropene	ND	5.0	0.79	ug/kg	
100-41-4	Ethylbenzene	ND	1.0	0.96	ug/kg	
591-78-6	2-Hexanone	ND	5.0	1.8	ug/kg	
108-10-1	4-Methyl-2-pentanone(MIBK)	ND	5.0	2.5	ug/kg	
75-09-2	Methylene chloride	ND	5.0	4.7	ug/kg	
100-42-5	Styrene	ND	5.0	0.69	ug/kg	
79-34-5	1,1,2,2-Tetrachloroethane	ND	5.0	2.0	ug/kg	
127-18-4	Tetrachloroethene	ND	5.0	1.0	ug/kg	
108-88-3	Toluene	ND	1.0	0.76	ug/kg	
71-55-6	1,1,1-Trichloroethane	ND	5.0	0.82	ug/kg	
79-00-5	1,1,2-Trichloroethane	ND	5.0	0.47	ug/kg	
79-01-6	Trichloroethene	ND	5.0	0.93	ug/kg	

ND = Not detected MDL - Method Detection Limit
RL = Reporting Limit
E = Indicates value exceeds calibration range

J = Indicates an estimated value
B = Indicates analyte found in associated method blank
N = Indicates presumptive evidence of a compound

Report of Analysis

Client Sample ID:	IRM B-2 10'		
Lab Sample ID:	N35745-23	**Date Sampled:**	03/27/03
Matrix:	SO - Soil	**Date Received:**	03/29/03
Method:	SW846 8260B	**Percent Solids:**	96.3
Project:	AK Allen, 255 East 2nd Street, Mineola, NY		

VOA TCL List

CAS No.	Compound	Result	RL	MDL	Units	Q
95-63-6	**1,2,4-Trimethylbenzene**	ND	5.0	0.83	ug/kg	
108-67-8	**1,3,5-Trimethylbenzene**	ND	5.0	0.90	ug/kg	
75-01-4	Vinyl chloride	ND	5.0	1.1	ug/kg	
1330-20-7	Xylene (total)	ND	2.0	0.94	ug/kg	

CAS No.	Surrogate Recoveries	Run# 1	Run# 2	Limits
1868-53-7	Dibromofluoromethane	88%		71-117%
17060-07-0	1,2-Dichloroethane-D4	73%		62-124%
2037-26-5	Toluene-D8	89%		78-115%
460-00-4	4-Bromofluorobenzene	91%		73-127%

CAS No.	Tentatively Identified Compounds	R.T.	Est. Conc.	Units	Q
124-38-9	Carbon dioxide	2.72	~~130~~	ug/kg	~~JNB~~ U
	Total TIC, Volatile		0	ug/kg	

ND = Not detected MDL - Method Detection Limit J = Indicates an estimated value
RL = Reporting Limit B = Indicates analyte found in associated method blank
E = Indicates value exceeds calibration range N = Indicates presumptive evidence of a compound

Accutest Laboratories

Report of Analysis

Client Sample ID:	IRM B-2 20'		
Lab Sample ID:	N35745-24	**Date Sampled:**	03/27/03
Matrix:	SO - Soil	**Date Received:**	03/29/03
Method:	SW846 8260B	**Percent Solids:**	96.0
Project:	AK Allen, 255 East 2nd Street, Mineola, NY		

	File ID	DF	Analyzed	By	Prep Date	Prep Batch	Analytical Batch
Run #1	G57999.D	1	04/03/03	SJM	n/a	n/a	VG3180
Run #2							

	Initial Weight
Run #1	4.7 g
Run #2	

VOA TCL List

CAS No.	Compound	Result	RL	MDL	Units	Q
67-64-1	Acetone	6.7	11	5.5	ug/kg	J
71-43-2	Benzene	ND	1.1	0.64	ug/kg	
75-27-4	Bromodichloromethane	ND	5.5	0.53	ug/kg	
75-25-2	Bromoform	ND	5.5	0.66	ug/kg	
74-83-9	Bromomethane	ND	5.5	1.5	ug/kg	
78-93-3	2-Butanone (MEK)	ND	11	3.8	ug/kg	
75-15-0	Carbon disulfide	ND	5.5	0.86	ug/kg	
56-23-5	Carbon tetrachloride	ND	5.5	0.96	ug/kg	
108-90-7	Chlorobenzene	ND	5.5	0.80	ug/kg	
75-00-3	Chloroethane	4.2	5.5	2.4	ug/kg	J
67-66-3	Chloroform	ND	5.5	0.91	ug/kg	
74-87-3	Chloromethane	ND	5.5	1.2	ug/kg	
124-48-1	Dibromochloromethane	ND	5.5	2.2	ug/kg	
75-34-3	1,1-Dichloroethane	4.7	5.5	0.87	ug/kg	J
107-06-2	1,2-Dichloroethane	ND	5.5	0.83	ug/kg	
75-35-4	1,1-Dichloroethene	ND	5.5	1.1	ug/kg	
156-59-2	cis-1,2-Dichloroethene	13.7	5.5	1.1	ug/kg	
156-60-5	trans-1,2-Dichloroethene	ND	5.5	1.1	ug/kg	
78-87-5	1,2-Dichloropropane	ND	5.5	0.86	ug/kg	
10061-01-5	cis-1,3-Dichloropropene	ND	5.5	2.2	ug/kg	
10061-02-6	trans-1,3-Dichloropropene	ND	5.5	0.88	ug/kg	
100-41-4	Ethylbenzene	5.1	1.1	1.1	ug/kg	
591-78-6	2-Hexanone	ND	5.5	2.0	ug/kg	
108-10-1	4-Methyl-2-pentanone(MIBK)	ND	5.5	2.8	ug/kg	
75-09-2	Methylene chloride	ND	5.5	5.2	ug/kg	
100-42-5	Styrene	ND	5.5	0.77	ug/kg	
79-34-5	1,1,2,2-Tetrachloroethane	ND	5.5	2.2	ug/kg	
127-18-4	Tetrachloroethene	103	5.5	1.1	ug/kg	
108-88-3	Toluene	23.5	1.1	0.84	ug/kg	
71-55-6	1,1,1-Trichloroethane	ND	5.5	0.91	ug/kg	
79-00-5	1,1,2-Trichloroethane	ND	5.5	0.52	ug/kg	
79-01-6	Trichloroethene	3.6	5.5	1.0	ug/kg	J

ND = Not detected MDL - Method Detection Limit J = Indicates an estimated value
RL = Reporting Limit B = Indicates analyte found in associated method blank
E = Indicates value exceeds calibration range N = Indicates presumptive evidence of a compound

Accutest Laboratories

Report of Analysis

Client Sample ID:	IRM B-2 20'		
Lab Sample ID:	N35745-24	**Date Sampled:**	03/27/03
Matrix:	SO - Soil	**Date Received:**	03/29/03
Method:	SW846 8260B	**Percent Solids:**	96.0
Project:	AK Allen, 255 East 2nd Street, Mineola, NY		

VOA TCL List

CAS No.	Compound	Result	RL	MDL	Units	Q
95-63-6	**1,2,4-Trimethylbenzene**	114	5.5	0.92	ug/kg	
108-67-8	**1,3,5-Trimethylbenzene**	68.7	5.5	0.99	ug/kg	
75-01-4	Vinyl chloride	ND	5.5	1.2	ug/kg	
1330-20-7	Xylene (total)	63.4	2.2	1.0	ug/kg	

CAS No.	Surrogate Recoveries	Run# 1	Run# 2	Limits
1868-53-7	Dibromofluoromethane	87%		71-117%
17060-07-0	1,2-Dichloroethane-D4	71%		62-124%
2037-26-5	Toluene-D8	88%		78-115%
460-00-4	4-Bromofluorobenzene	90%		73-127%

CAS No.	Tentatively Identified Compounds	R.T.	Est. Conc.	Units	Q
124-38-9	Carbon dioxide	2.71	~~240~~	ug/kg	~~JNB~~ U
	alkene	15.79	77	ug/kg	J
	alkene	17.01	120	ug/kg	J
	alkane	17.77	250	ug/kg	J
	cycloalkane/alkene	18.06	100	ug/kg	J
	alkane	18.43	90	ug/kg	J
	alkane	18.67	250	ug/kg	J
	alkane	18.98	160	ug/kg	J
	alkane	19.39	690	ug/kg	J
	alkane	19.67	210	ug/kg	J
	cycloalkane/alkene	20.14	110	ug/kg	J
	Total TIC, Volatile		2057	ug/kg	J

ND = Not detected MDL - Method Detection Limit
RL = Reporting Limit
E = Indicates value exceeds calibration range

J = Indicates an estimated value
B = Indicates analyte found in associated method blank
N = Indicates presumptive evidence of a compound

Accutest Laboratories

Report of Analysis

Client Sample ID:	IRM B-2 30'		
Lab Sample ID:	N35745-25	**Date Sampled:**	03/27/03
Matrix:	SO - Soil	**Date Received:**	03/29/03
Method:	SW846 8260B	**Percent Solids:**	97.3
Project:	AK Allen, 255 East 2nd Street, Mineola, NY		

	File ID	DF	Analyzed	By	Prep Date	Prep Batch	Analytical Batch
Run #1	G58032.D	1	04/04/03	SJM	n/a	n/a	VG3182
Run #2							

	Initial Weight
Run #1	4.9 g
Run #2	

VOA TCL List

CAS No.	Compound	Result	RL	MDL	Units	Q
67-64-1	Acetone	ND	10	5.2	ug/kg	
71-43-2	Benzene	ND	1.0	0.61	ug/kg	
75-27-4	Bromodichloromethane	ND	5.2	0.50	ug/kg	
75-25-2	Bromoform	ND	5.2	0.63	ug/kg	
74-83-9	Bromomethane	ND	5.2	1.4	ug/kg	
78-93-3	2-Butanone (MEK)	ND	10	3.6	ug/kg	
75-15-0	Carbon disulfide	ND	5.2	0.82	ug/kg	
56-23-5	Carbon tetrachloride	ND	5.2	0.90	ug/kg	
108-90-7	Chlorobenzene	ND	5.2	0.76	ug/kg	
75-00-3	Chloroethane	ND	5.2	2.3	ug/kg	
67-66-3	Chloroform	ND	5.2	0.86	ug/kg	
74-87-3	Chloromethane	ND	5.2	1.2	ug/kg	
124-48-1	Dibromochloromethane	ND	5.2	2.1	ug/kg	
75-34-3	1,1-Dichloroethane	ND	5.2	0.82	ug/kg	
107-06-2	1,2-Dichloroethane	ND	5.2	0.78	ug/kg	
75-35-4	1,1-Dichloroethene	ND	5.2	1.1	ug/kg	
156-59-2	cis-1,2-Dichloroethene	ND	5.2	1.0	ug/kg	
156-60-5	trans-1,2-Dichloroethene	ND	5.2	1.0	ug/kg	
78-87-5	1,2-Dichloropropane	ND	5.2	0.82	ug/kg	
10061-01-5	cis-1,3-Dichloropropene	ND	5.2	2.1	ug/kg	
10061-02-6	trans-1,3-Dichloropropene	ND	5.2	0.83	ug/kg	
100-41-4	Ethylbenzene	ND	1.0	1.0	ug/kg	
591-78-6	2-Hexanone	ND	5.2	1.9	ug/kg	
108-10-1	4-Methyl-2-pentanone(MIBK)	ND	5.2	2.7	ug/kg	
75-09-2	Methylene chloride	ND	5.2	5.0	ug/kg	
100-42-5	Styrene	ND	5.2	0.73	ug/kg	
79-34-5	1,1,2,2-Tetrachloroethane	ND	5.2	2.1	ug/kg	
127-18-4	Tetrachloroethene	ND	5.2	1.1	ug/kg	
108-88-3	Toluene	ND	1.0	0.80	ug/kg	
71-55-6	1,1,1-Trichloroethane	ND	5.2	0.86	ug/kg	
79-00-5	1,1,2-Trichloroethane	ND	5.2	0.49	ug/kg	
79-01-6	Trichloroethene	ND	5.2	0.98	ug/kg	

ND = Not detected MDL - Method Detection Limit
RL = Reporting Limit
E = Indicates value exceeds calibration range

J = Indicates an estimated value
B = Indicates analyte found in associated method blank
N = Indicates presumptive evidence of a compound

Report of Analysis

Client Sample ID:	IRM B-2 30'		
Lab Sample ID:	N35745-25	**Date Sampled:**	03/27/03
Matrix:	SO - Soil	**Date Received:**	03/29/03
Method:	SW846 8260B	**Percent Solids:**	97.3
Project:	AK Allen, 255 East 2nd Street, Mineola, NY		

VOA TCL List

CAS No.	Compound	Result	RL	MDL	Units	Q
95-63-6	**1,2,4-Trimethylbenzene**	ND	5.2	0.87	ug/kg	
108-67-8	**1,3,5-Trimethylbenzene**	ND	5.2	0.94	ug/kg	
75-01-4	Vinyl chloride	ND	5.2	1.1	ug/kg	
1330-20-7	Xylene (total)	ND	2.1	0.98	ug/kg	

CAS No.	Surrogate Recoveries	Run# 1	Run# 2	Limits
1868-53-7	Dibromofluoromethane	87%		71-117%
17060-07-0	1,2-Dichloroethane-D4	72%		62-124%
2037-26-5	Toluene-D8	87%		78-115%
460-00-4	4-Bromofluorobenzene	90%		73-127%

CAS No.	Tentatively Identified Compounds	R.T.	Est. Conc.	Units	Q
124-38-9	Carbon dioxide	2.72	~~140~~	ug/kg	~~JNB~~
	Total TIC, Volatile		0	ug/kg	

ND = Not detected MDL - Method Detection Limit J = Indicates an estimated value
RL = Reporting Limit B = Indicates analyte found in associated method blank
E = Indicates value exceeds calibration range N = Indicates presumptive evidence of a compound

Accutest Laboratories

Report of Analysis

Client Sample ID:	IRM B-2 40'		
Lab Sample ID:	N35745-26	**Date Sampled:**	03/27/03
Matrix:	SO - Soil	**Date Received:**	03/29/03
Method:	SW846 8260B	**Percent Solids:**	97.3
Project:	AK Allen, 255 East 2nd Street, Mineola, NY		

	File ID	DF	Analyzed	By	Prep Date	Prep Batch	Analytical Batch
Run #1	G58001.D	1	04/03/03	SJM	n/a	n/a	VG3180
Run #2							

	Initial Weight
Run #1	4.7 g
Run #2	

VOA TCL List

CAS No.	Compound	Result	RL	MDL	Units	Q
67-64-1	Acetone	ND	11	5.5	ug/kg	
71-43-2	Benzene	ND	1.1	0.63	ug/kg	
75-27-4	Bromodichloromethane	ND	5.5	0.52	ug/kg	
75-25-2	Bromoform	ND	5.5	0.65	ug/kg	
74-83-9	Bromomethane	ND	5.5	1.5	ug/kg	
78-93-3	2-Butanone (MEK)	ND	11	3.7	ug/kg	
75-15-0	Carbon disulfide	ND	5.5	0.85	ug/kg	
56-23-5	Carbon tetrachloride	ND	5.5	0.94	ug/kg	
108-90-7	Chlorobenzene	ND	5.5	0.79	ug/kg	
75-00-3	Chloroethane	ND	5.5	2.4	ug/kg	
67-66-3	Chloroform	ND	5.5	0.90	ug/kg	
74-87-3	Chloromethane	ND	5.5	1.2	ug/kg	
124-48-1	Dibromochloromethane	ND	5.5	2.2	ug/kg	
75-34-3	1,1-Dichloroethane	ND	5.5	0.85	ug/kg	
107-06-2	1,2-Dichloroethane	ND	5.5	0.82	ug/kg	
75-35-4	1,1-Dichloroethene	ND	5.5	1.1	ug/kg	
156-59-2	cis-1,2-Dichloroethene	ND	5.5	1.0	ug/kg	
156-60-5	trans-1,2-Dichloroethene	ND	5.5	1.0	ug/kg	
78-87-5	1,2-Dichloropropane	ND	5.5	0.85	ug/kg	
10061-01-5	cis-1,3-Dichloropropene	ND	5.5	2.2	ug/kg	
10061-02-6	trans-1,3-Dichloropropene	ND	5.5	0.87	ug/kg	
100-41-4	Ethylbenzene	ND	1.1	1.0	ug/kg	
591-78-6	2-Hexanone	ND	5.5	1.9	ug/kg	
108-10-1	4-Methyl-2-pentanone(MIBK)	ND	5.5	2.8	ug/kg	
75-09-2	Methylene chloride	ND	5.5	5.2	ug/kg	
100-42-5	Styrene	ND	5.5	0.76	ug/kg	
79-34-5	1,1,2,2-Tetrachloroethane	ND	5.5	2.2	ug/kg	
127-18-4	Tetrachloroethene	ND	5.5	1.1	ug/kg	
108-88-3	Toluene	ND	1.1	0.83	ug/kg	
71-55-6	1,1,1-Trichloroethane	ND	5.5	0.89	ug/kg	
79-00-5	1,1,2-Trichloroethane	ND	5.5	0.51	ug/kg	
79-01-6	Trichloroethene	ND	5.5	1.0	ug/kg	

ND = Not detected MDL - Method Detection Limit
RL = Reporting Limit
E = Indicates value exceeds calibration range

J = Indicates an estimated value
B = Indicates analyte found in associated method blank
N = Indicates presumptive evidence of a compound

Report of Analysis

Client Sample ID:	IRM B-2 40'		
Lab Sample ID:	N35745-26	**Date Sampled:**	03/27/03
Matrix:	SO - Soil	**Date Received:**	03/29/03
Method:	SW846 8260B	**Percent Solids:**	97.3
Project:	AK Allen, 255 East 2nd Street, Mineola, NY		

VOA TCL List

CAS No.	Compound	Result	RL	MDL	Units	Q
95-63-6	**1,2,4-Trimethylbenzene**	ND	5.5	0.91	ug/kg	
108-67-8	**1,3,5-Trimethylbenzene**	ND	5.5	0.98	ug/kg	
75-01-4	Vinyl chloride	ND	5.5	1.2	ug/kg	
1330-20-7	Xylene (total)	ND	2.2	1.0	ug/kg	

CAS No.	Surrogate Recoveries	Run# 1	Run# 2	Limits
1868-53-7	Dibromofluoromethane	85%		71-117%
17060-07-0	1,2-Dichloroethane-D4	72%		62-124%
2037-26-5	Toluene-D8	87%		78-115%
460-00-4	4-Bromofluorobenzene	92%		73-127%

CAS No.	Tentatively Identified Compounds	R.T.	Est. Conc.	Units	Q
124-38-9	Carbon dioxide	2.72	~~160~~	ug/kg	~~JNB~~ U
	Total TIC, Volatile		0	ug/kg	

ND = Not detected MDL - Method Detection Limit
RL = Reporting Limit
E = Indicates value exceeds calibration range

J = Indicates an estimated value
B = Indicates analyte found in associated method blank
N = Indicates presumptive evidence of a compound

Accutest Laboratories

Report of Analysis

Client Sample ID:	IRM B-2 50'		
Lab Sample ID:	N35745-27	**Date Sampled:**	03/27/03
Matrix:	SO - Soil	**Date Received:**	03/29/03
Method:	SW846 8260B	**Percent Solids:**	97.9
Project:	AK Allen, 255 East 2nd Street, Mineola, NY		

	File ID	DF	Analyzed	By	Prep Date	Prep Batch	Analytical Batch
Run #1	G58035.D	1	04/04/03	SJM	n/a	n/a	VG3182
Run #2							

	Initial Weight
Run #1	4.8 g
Run #2	

VOA TCL List

CAS No.	Compound	Result	RL	MDL	Units	Q
67-64-1	Acetone	ND	11	5.3	ug/kg	
71-43-2	Benzene	ND	1.1	0.61	ug/kg	
75-27-4	Bromodichloromethane	ND	5.3	0.51	ug/kg	
75-25-2	Bromoform	ND	5.3	0.64	ug/kg	
74-83-9	Bromomethane	ND	5.3	1.5	ug/kg	
78-93-3	2-Butanone (MEK)	ND	11	3.6	ug/kg	
75-15-0	Carbon disulfide	ND	5.3	0.83	ug/kg	
56-23-5	Carbon tetrachloride	ND	5.3	0.92	ug/kg	
108-90-7	Chlorobenzene	ND	5.3	0.77	ug/kg	
75-00-3	Chloroethane	ND	5.3	2.3	ug/kg	
67-66-3	Chloroform	ND	5.3	0.87	ug/kg	
74-87-3	Chloromethane	ND	5.3	1.2	ug/kg	
124-48-1	Dibromochloromethane	ND	5.3	2.1	ug/kg	
75-34-3	1,1-Dichloroethane	ND	5.3	0.83	ug/kg	
107-06-2	1,2-Dichloroethane	ND	5.3	0.80	ug/kg	
75-35-4	1,1-Dichloroethene	ND	5.3	1.1	ug/kg	
156-59-2	cis-1,2-Dichloroethene	ND	5.3	1.0	ug/kg	
156-60-5	trans-1,2-Dichloroethene	ND	5.3	1.0	ug/kg	
78-87-5	1,2-Dichloropropane	ND	5.3	0.83	ug/kg	
10061-01-5	cis-1,3-Dichloropropene	ND	5.3	2.1	ug/kg	
10061-02-6	trans-1,3-Dichloropropene	ND	5.3	0.84	ug/kg	
100-41-4	Ethylbenzene	ND	1.1	1.0	ug/kg	
591-78-6	2-Hexanone	ND	5.3	1.9	ug/kg	
108-10-1	4-Methyl-2-pentanone(MIBK)	ND	5.3	2.7	ug/kg	
75-09-2	Methylene chloride	ND	5.3	5.0	ug/kg	
100-42-5	Styrene	ND	5.3	0.74	ug/kg	
79-34-5	1,1,2,2-Tetrachloroethane	ND	5.3	2.1	ug/kg	
127-18-4	Tetrachloroethene	ND	5.3	1.1	ug/kg	
108-88-3	Toluene	ND	1.1	0.81	ug/kg	
71-55-6	1,1,1-Trichloroethane	ND	5.3	0.87	ug/kg	
79-00-5	1,1,2-Trichloroethane	ND	5.3	0.50	ug/kg	
79-01-6	Trichloroethene	ND	5.3	0.99	ug/kg	

ND = Not detected MDL - Method Detection Limit J = Indicates an estimated value
RL = Reporting Limit B = Indicates analyte found in associated method blank
E = Indicates value exceeds calibration range N = Indicates presumptive evidence of a compound

Report of Analysis

Client Sample ID:	IRM B-2 50'		
Lab Sample ID:	N35745-27	**Date Sampled:**	03/27/03
Matrix:	SO - Soil	**Date Received:**	03/29/03
Method:	SW846 8260B	**Percent Solids:**	97.9
Project:	AK Allen, 255 East 2nd Street, Mineola, NY		

VOA TCL List

CAS No.	Compound	Result	RL	MDL	Units	Q
95-63-6	**1,2,4-Trimethylbenzene**	ND	5.3	0.88	ug/kg	
108-67-8	**1,3,5-Trimethylbenzene**	ND	5.3	0.95	ug/kg	
75-01-4	Vinyl chloride	ND	5.3	1.2	ug/kg	
1330-20-7	Xylene (total)	ND	2.1	1.0	ug/kg	

CAS No.	Surrogate Recoveries	Run# 1	Run# 2	Limits
1868-53-7	Dibromofluoromethane	89%		71-117%
17060-07-0	1,2-Dichloroethane-D4	74%		62-124%
2037-26-5	Toluene-D8	88%		78-115%
460-00-4	4-Bromofluorobenzene	88%		73-127%

CAS No.	Tentatively Identified Compounds	R.T.	Est. Conc.	Units	Q
124-38-9	Carbon dioxide	2.72	~~150~~	ug/kg	~~JNB~~ U
	Total TIC, Volatile		0	ug/kg	

ND = Not detected MDL - Method Detection Limit J = Indicates an estimated value
RL = Reporting Limit B = Indicates analyte found in associated method blank
E = Indicates value exceeds calibration range N = Indicates presumptive evidence of a compound

Accutest Laboratories

Report of Analysis

Client Sample ID:	IRM B-2 52-54'		
Lab Sample ID:	N35745-28	**Date Sampled:**	03/27/03
Matrix:	SO - Soil	**Date Received:**	03/29/03
Method:	SW846 8260B	**Percent Solids:**	87.4
Project:	AK Allen, 255 East 2nd Street, Mineola, NY		

	File ID	DF	Analyzed	By	Prep Date	Prep Batch	Analytical Batch
Run #1	G58036.D	1	04/04/03	SJM	n/a	n/a	VG3182
Run #2							

	Initial Weight
Run #1	5.0 g
Run #2	

VOA TCL List

CAS No.	Compound	Result	RL	MDL	Units	Q
67-64-1	Acetone	ND	11	5.7	ug/kg	
71-43-2	Benzene	ND	1.1	0.66	ug/kg	
75-27-4	Bromodichloromethane	ND	5.7	0.55	ug/kg	
75-25-2	Bromoform	ND	5.7	0.69	ug/kg	
74-83-9	Bromomethane	ND	5.7	1.6	ug/kg	
78-93-3	2-Butanone (MEK)	ND	11	3.9	ug/kg	
75-15-0	Carbon disulfide	ND	5.7	0.89	ug/kg	
56-23-5	Carbon tetrachloride	ND	5.7	0.99	ug/kg	
108-90-7	Chlorobenzene	ND	5.7	0.83	ug/kg	
75-00-3	Chloroethane	ND	5.7	2.5	ug/kg	
67-66-3	Chloroform	ND	5.7	0.94	ug/kg	
74-87-3	Chloromethane	ND	5.7	1.3	ug/kg	
124-48-1	Dibromochloromethane	ND	5.7	2.3	ug/kg	
75-34-3	1,1-Dichloroethane	ND	5.7	0.89	ug/kg	
107-06-2	1,2-Dichloroethane	ND	5.7	0.86	ug/kg	
75-35-4	1,1-Dichloroethene	ND	5.7	1.2	ug/kg	
156-59-2	cis-1,2-Dichloroethene	ND	5.7	1.1	ug/kg	
156-60-5	trans-1,2-Dichloroethene	ND	5.7	1.1	ug/kg	
78-87-5	1,2-Dichloropropane	ND	5.7	0.89	ug/kg	
10061-01-5	cis-1,3-Dichloropropene	ND	5.7	2.3	ug/kg	
10061-02-6	trans-1,3-Dichloropropene	ND	5.7	0.91	ug/kg	
100-41-4	Ethylbenzene	ND	1.1	1.1	ug/kg	
591-78-6	2-Hexanone	ND	5.7	2.0	ug/kg	
108-10-1	4-Methyl-2-pentanone(MIBK)	ND	5.7	2.9	ug/kg	
75-09-2	Methylene chloride	ND	5.7	5.4	ug/kg	
100-42-5	Styrene	ND	5.7	0.79	ug/kg	
79-34-5	1,1,2,2-Tetrachloroethane	ND	5.7	2.3	ug/kg	
127-18-4	Tetrachloroethene	ND	5.7	1.2	ug/kg	
108-88-3	Toluene	ND	1.1	0.87	ug/kg	
71-55-6	1,1,1-Trichloroethane	ND	5.7	0.93	ug/kg	
79-00-5	1,1,2-Trichloroethane	ND	5.7	0.54	ug/kg	
79-01-6	Trichloroethene	ND	5.7	1.1	ug/kg	

ND = Not detected MDL - Method Detection Limit
RL = Reporting Limit
E = Indicates value exceeds calibration range

J = Indicates an estimated value
B = Indicates analyte found in associated method blank
N = Indicates presumptive evidence of a compound

Report of Analysis

Client Sample ID:	IRM B-2 52-54'		
Lab Sample ID:	N35745-28	**Date Sampled:**	03/27/03
Matrix:	SO - Soil	**Date Received:**	03/29/03
Method:	SW846 8260B	**Percent Solids:**	87.4
Project:	AK Allen, 255 East 2nd Street, Mineola, NY		

VOA TCL List

CAS No.	Compound	Result	RL	MDL	Units	Q
95-63-6	**1,2,4-Trimethylbenzene**	ND	5.7	0.95	ug/kg	
108-67-8	**1,3,5-Trimethylbenzene**	ND	5.7	1.0	ug/kg	
75-01-4	Vinyl chloride	ND	5.7	1.2	ug/kg	
1330-20-7	Xylene (total)	ND	2.3	1.1	ug/kg	

CAS No.	Surrogate Recoveries	Run# 1	Run# 2	Limits
1868-53-7	Dibromofluoromethane	87%		71-117%
17060-07-0	1,2-Dichloroethane-D4	74%		62-124%
2037-26-5	Toluene-D8	88%		78-115%
460-00-4	4-Bromofluorobenzene	91%		73-127%

CAS No.	Tentatively Identified Compounds	R.T.	Est. Conc.	Units	Q
124-38-9	Carbon dioxide	2.71	~~180~~	ug/kg	~~JNB~~ U
	Total TIC, Volatile		0	ug/kg	

ND = Not detected MDL - Method Detection Limit
RL = Reporting Limit
E = Indicates value exceeds calibration range
J = Indicates an estimated value
B = Indicates analyte found in associated method blank
N = Indicates presumptive evidence of a compound

Accutest Laboratories

Report of Analysis

Client Sample ID:	SD-03 SURFACE		
Lab Sample ID:	N35745-3	**Date Sampled:**	03/27/03
Matrix:	SO - Soil	**Date Received:**	03/29/03
Method:	SW846 8270C SW846 3550B	**Percent Solids:**	78.5
Project:	AK Allen, 255 East 2nd Street, Mineola, NY		

	File ID	DF	Analyzed	By	Prep Date	Prep Batch	Analytical Batch
Run #1	F36026.D	1	04/09/03	ENZ	04/01/03	OP13419	EF2066
Run #2	F36043.D	10	04/09/03	ENZ	04/01/03	OP13419	EF2067

	Initial Weight	Final Volume
Run #1	30.0 g	1.0 ml
Run #2	30.0 g	1.0 ml

BN TCL List

CAS No.	Compound	Result	RL	MDL	Units	Q
83-32-9	Acenaphthene	92.9	85	40	ug/kg	
208-96-8	Acenaphthylene	ND	85	42	ug/kg	
120-12-7	Anthracene	238	85	28	ug/kg	
56-55-3	Benzo(a)anthracene	754 J	85	44	ug/kg	
50-32-8	Benzo(a)pyrene	755 J	85	52	ug/kg	
205-99-2	Benzo(b)fluoranthene	1100 J	85	41	ug/kg	
191-24-2	Benzo(g,h,i)perylene	430 J	85	36	ug/kg	
207-08-9	Benzo(k)fluoranthene	969 J	85	33	ug/kg	
101-55-3	4-Bromophenyl phenyl ether	ND	85	31	ug/kg	
85-68-7	Butyl benzyl phthalate	644 J	85	36	ug/kg	
91-58-7	2-Chloronaphthalene	ND	85	41	ug/kg	
106-47-8	4-Chloroaniline	ND U J	210	45	ug/kg	
86-74-8	Carbazole	177	85	37	ug/kg	
218-01-9	Chrysene	860 J	85	29	ug/kg	
111-91-1	bis(2-Chloroethoxy)methane	ND U J	85	47	ug/kg	
111-44-4	bis(2-Chloroethyl)ether	ND	85	47	ug/kg	
108-60-1	bis(2-Chloroisopropyl)ether	ND	85	37	ug/kg	
7005-72-3	4-Chlorophenyl phenyl ether	ND	85	42	ug/kg	
95-50-1	1,2-Dichlorobenzene	ND	85	40	ug/kg	
541-73-1	1,3-Dichlorobenzene	ND	85	41	ug/kg	
106-46-7	1,4-Dichlorobenzene	ND	85	46	ug/kg	
121-14-2	2,4-Dinitrotoluene	ND	85	46	ug/kg	
606-20-2	2,6-Dinitrotoluene	ND	85	67	ug/kg	
91-94-1	3,3'-Dichlorobenzidine	ND U J	210	55	ug/kg	
53-70-3	Dibenzo(a,h)anthracene	ND U J	85	40	ug/kg	
132-64-9	Dibenzofuran	76.7	85	45	ug/kg	J
84-74-2	Di-n-butyl phthalate	147	85	35	ug/kg	
117-84-0	Di-n-octyl phthalate	ND U J	85	44	ug/kg	
84-66-2	Diethyl phthalate	ND	85	41	ug/kg	
131-11-3	Dimethyl phthalate	ND	85	42	ug/kg	
117-81-7	bis(2-Ethylhexyl)phthalate	15600 [a] J	850	560	ug/kg	
206-44-0	Fluoranthene	1590	85	34	ug/kg	

ND = Not detected MDL - Method Detection Limit
RL = Reporting Limit
E = Indicates value exceeds calibration range

J = Indicates an estimated value
B = Indicates analyte found in associated method blank
N = Indicates presumptive evidence of a compound

Report of Analysis

Client Sample ID:	SD-03 SURFACE		
Lab Sample ID:	N35745-3	**Date Sampled:**	03/27/03
Matrix:	SO - Soil	**Date Received:**	03/29/03
Method:	SW846 8270C SW846 3550B	**Percent Solids:**	78.5
Project:	AK Allen, 255 East 2nd Street, Mineola, NY		

BN TCL List

CAS No.	Compound	Result	RL	MDL	Units	Q
86-73-7	Fluorene	93.3	85	44	ug/kg	
118-74-1	Hexachlorobenzene	ND	85	20	ug/kg	
87-68-3	Hexachlorobutadiene	ND UJ	85	53	ug/kg	
77-47-4	Hexachlorocyclopentadiene	ND	850	34	ug/kg	
67-72-1	Hexachloroethane	ND	210	25	ug/kg	
193-39-5	Indeno(1,2,3-cd)pyrene	327 J	85	59	ug/kg	
78-59-1	Isophorone	ND UJ	85	47	ug/kg	
91-57-6	2-Methylnaphthalene	57.1 J	85	45	ug/kg	J
88-74-4	2-Nitroaniline	ND	210	60	ug/kg	
99-09-2	3-Nitroaniline	ND	210	34	ug/kg	
100-01-6	4-Nitroaniline	ND	210	56	ug/kg	
91-20-3	Naphthalene	58.9 J	85	43	ug/kg	J
98-95-3	Nitrobenzene	ND UJ	85	44	ug/kg	
621-64-7	N-Nitroso-di-n-propylamine	ND	85	48	ug/kg	
86-30-6	N-Nitrosodiphenylamine	ND	210	45	ug/kg	
85-01-8	Phenanthrene	1230	85	42	ug/kg	
129-00-0	Pyrene	2580 J	85	32	ug/kg	
120-82-1	1,2,4-Trichlorobenzene	ND UJ	85	42	ug/kg	

CAS No.	Surrogate Recoveries	Run# 1	Run# 2	Limits
4165-60-0	Nitrobenzene-d5	75%	79%	30-122%
321-60-8	2-Fluorobiphenyl	81%	81%	39-112%
1718-51-0	Terphenyl-d14	158% [b]	82%	24-138%

CAS No.	Tentatively Identified Compounds	R.T.	Est. Conc.	Units	Q
	system artifact/aldol-condensation	5.57	25000	ug/kg	J
	Benzenesulfonamide methyl	14.11	3700	ug/kg	J
	Benzenesulfonamide, -methyl-	14.60	5400	ug/kg	J
	alkane	19.41	3000	ug/kg	J
	alkane	19.91	11000	ug/kg	J
	unknown	20.09	6600	ug/kg	J
	alkane	20.45	5400	ug/kg	J
	alkane	20.62	5000	ug/kg	J
	unknown	20.77	4900	ug/kg	J
	unknown	21.91	7100	ug/kg	J
	unknown	22.71	3100	ug/kg	J
	unknown	22.81	5800	ug/kg	J
	unknown	23.59	5100	ug/kg	J

ND = Not detected MDL - Method Detection Limit
RL = Reporting Limit
E = Indicates value exceeds calibration range
J = Indicates an estimated value
B = Indicates analyte found in associated method blank
N = Indicates presumptive evidence of a compound

Report of Analysis

Client Sample ID:	SD-03 SURFACE		
Lab Sample ID:	N35745-3	**Date Sampled:**	03/27/03
Matrix:	SO - Soil	**Date Received:**	03/29/03
Method:	SW846 8270C SW846 3550B	**Percent Solids:**	78.5
Project:	AK Allen, 255 East 2nd Street, Mineola, NY		

BN TCL List

CAS No.	Tentatively Identified Compounds	R.T.	Est. Conc.	Units	Q
	unknown	24.74	4200	ug/kg	J
	unknown	26.07	3600	ug/kg	J
	unknown	26.59	3600	ug/kg	J
	Total TIC, Semi-Volatile		77500	ug/kg	J

(a) Result is from Run# 2
(b) Outside control limits due to matrix interference.

ND = Not detected MDL - Method Detection Limit
RL = Reporting Limit
E = Indicates value exceeds calibration range

J = Indicates an estimated value
B = Indicates analyte found in associated method blank
N = Indicates presumptive evidence of a compound

Accutest Laboratories

Report of Analysis

Client Sample ID:	SD-03 5'		
Lab Sample ID:	N35745-4	**Date Sampled:**	03/28/03
Matrix:	SO - Soil	**Date Received:**	03/29/03
Method:	SW846 8270C SW846 3550B	**Percent Solids:**	83.8
Project:	AK Allen, 255 East 2nd Street, Mineola, NY		

	File ID	DF	Analyzed	By	Prep Date	Prep Batch	Analytical Batch
Run #1	F36045.D	1	04/09/03	ENZ	04/01/03	OP13419	EF2067
Run #2	F36044.D	5	04/09/03	ENZ	04/01/03	OP13419	EF2067

	Initial Weight	Final Volume
Run #1	30.0 g	5.0 ml
Run #2	30.0 g	5.0 ml

BN TCL List

CAS No.	Compound	Result	RL	MDL	Units	Q
83-32-9	Acenaphthene	382	400	190	ug/kg	J
208-96-8	Acenaphthylene	ND	400	200	ug/kg	
120-12-7	Anthracene	813	400	130	ug/kg	
56-55-3	Benzo(a)anthracene	2580	400	200	ug/kg	
50-32-8	Benzo(a)pyrene	1680 J	400	240	ug/kg	
205-99-2	Benzo(b)fluoranthene	2620 J	400	190	ug/kg	
191-24-2	Benzo(g,h,i)perylene	1080 J	400	170	ug/kg	
207-08-9	Benzo(k)fluoranthene	1450 J	400	150	ug/kg	
101-55-3	4-Bromophenyl phenyl ether	ND	400	150	ug/kg	
85-68-7	Butyl benzyl phthalate	1240	400	170	ug/kg	
91-58-7	2-Chloronaphthalene	ND	400	190	ug/kg	
106-47-8	4-Chloroaniline	ND	990	210	ug/kg	
86-74-8	Carbazole	ND	400	170	ug/kg	
218-01-9	Chrysene	2850	400	130	ug/kg	
111-91-1	bis(2-Chloroethoxy)methane	ND	400	220	ug/kg	
111-44-4	bis(2-Chloroethyl)ether	ND	400	220	ug/kg	
108-60-1	bis(2-Chloroisopropyl)ether	ND	400	170	ug/kg	
7005-72-3	4-Chlorophenyl phenyl ether	ND	400	200	ug/kg	
95-50-1	1,2-Dichlorobenzene	ND	400	190	ug/kg	
541-73-1	1,3-Dichlorobenzene	ND	400	190	ug/kg	
106-46-7	1,4-Dichlorobenzene	ND	400	210	ug/kg	
121-14-2	2,4-Dinitrotoluene	ND	400	210	ug/kg	
606-20-2	2,6-Dinitrotoluene	ND	400	310	ug/kg	
91-94-1	3,3'-Dichlorobenzidine	ND	990	260	ug/kg	
53-70-3	Dibenzo(a,h)anthracene	ND UJ	400	190	ug/kg	
132-64-9	Dibenzofuran	ND	400	210	ug/kg	
84-74-2	Di-n-butyl phthalate	300	400	160	ug/kg	J
117-84-0	Di-n-octyl phthalate	ND UJ	400	210	ug/kg	
84-66-2	Diethyl phthalate	ND	400	190	ug/kg	
131-11-3	Dimethyl phthalate	ND	400	200	ug/kg	
117-81-7	bis(2-Ethylhexyl)phthalate	39800 [a] J	2000	1300	ug/kg	
206-44-0	Fluoranthene	4760	400	160	ug/kg	

ND = Not detected MDL - Method Detection Limit
RL = Reporting Limit
E = Indicates value exceeds calibration range

J = Indicates an estimated value
B = Indicates analyte found in associated method blank
N = Indicates presumptive evidence of a compound

Report of Analysis

Client Sample ID:	SD-03 5'		
Lab Sample ID:	N35745-4	**Date Sampled:**	03/28/03
Matrix:	SO - Soil	**Date Received:**	03/29/03
Method:	SW846 8270C SW846 3550B	**Percent Solids:**	83.8
Project:	AK Allen, 255 East 2nd Street, Mineola, NY		

BN TCL List

CAS No.	Compound	Result	RL	MDL	Units	Q
86-73-7	Fluorene	742	400	210	ug/kg	
118-74-1	Hexachlorobenzene	ND	400	92	ug/kg	
87-68-3	Hexachlorobutadiene	ND	400	250	ug/kg	
77-47-4	Hexachlorocyclopentadiene	ND	4000	160	ug/kg	
67-72-1	Hexachloroethane	ND	990	120	ug/kg	
193-39-5	Indeno(1,2,3-cd)pyrene	696 J	400	270	ug/kg	
78-59-1	Isophorone	ND	400	220	ug/kg	
91-57-6	2-Methylnaphthalene	ND	400	210	ug/kg	
88-74-4	2-Nitroaniline	ND	990	280	ug/kg	
99-09-2	3-Nitroaniline	ND	990	160	ug/kg	
100-01-6	4-Nitroaniline	ND	990	260	ug/kg	
91-20-3	Naphthalene	1430	400	200	ug/kg	
98-95-3	Nitrobenzene	ND	400	200	ug/kg	
621-64-7	N-Nitroso-di-n-propylamine	ND	400	220	ug/kg	
86-30-6	N-Nitrosodiphenylamine	ND	990	210	ug/kg	
85-01-8	Phenanthrene	3920	400	200	ug/kg	
129-00-0	Pyrene	11200	400	150	ug/kg	
120-82-1	1,2,4-Trichlorobenzene	ND	400	200	ug/kg	

CAS No.	Surrogate Recoveries	Run# 1	Run# 2	Limits
4165-60-0	Nitrobenzene-d5	100%	91%	30-122%
321-60-8	2-Fluorobiphenyl	97%	95%	39-112%
1718-51-0	Terphenyl-d14	165% b	99%	24-138%

CAS No.	Tentatively Identified Compounds	R.T.	Est. Conc.	Units	Q
	system artifact/aldol-condensation	5.55	15000	ug/kg	J
	alkane	7.70	7000	ug/kg	J
	alkane	12.09	7900	ug/kg	J
	unknown	19.12	7700	ug/kg	J
	alkene	19.52	10000	ug/kg	J
	alkane	20.01	15000	ug/kg	J
	alkane	22.19	8000	ug/kg	J
	alkane	23.40	9400	ug/kg	J
	alkane	23.97	12000	ug/kg	J
	unknown	24.81	10000	ug/kg	J
	unknown	25.24	8000	ug/kg	J
	unknown	26.12	22000	ug/kg	J
	alkane	26.26	17000	ug/kg	J

ND = Not detected MDL - Method Detection Limit
RL = Reporting Limit
E = Indicates value exceeds calibration range
J = Indicates an estimated value
B = Indicates analyte found in associated method blank
N = Indicates presumptive evidence of a compound

Report of Analysis

Client Sample ID:	SD-03 5'		
Lab Sample ID:	N35745-4	**Date Sampled:**	03/28/03
Matrix:	SO - Soil	**Date Received:**	03/29/03
Method:	SW846 8270C SW846 3550B	**Percent Solids:**	83.8
Project:	AK Allen, 255 East 2nd Street, Mineola, NY		

BN TCL List

CAS No.	Tentatively Identified Compounds	R.T.	Est. Conc.	Units	Q
	unknown	26.65	11000	ug/kg	J
	unknown	27.36	15000	ug/kg	J
	unknown	28.29	7200	ug/kg	J
	Total TIC, Semi-Volatile		167200	ug/kg	J

(a) Result is from Run# 2
(b) Outside control limits due to matrix interference.

ND = Not detected MDL - Method Detection Limit
RL = Reporting Limit
E = Indicates value exceeds calibration range

J = Indicates an estimated value
B = Indicates analyte found in associated method blank
N = Indicates presumptive evidence of a compound

Accutest Laboratories

Report of Analysis

Client Sample ID:	SD-03 6-9'		
Lab Sample ID:	N35745-5	**Date Sampled:**	03/28/03
Matrix:	SO - Soil	**Date Received:**	03/29/03
Method:	SW846 8270C SW846 3550B	**Percent Solids:**	95.4
Project:	AK Allen, 255 East 2nd Street, Mineola, NY		

	File ID	DF	Analyzed	By	Prep Date	Prep Batch	Analytical Batch
Run #1	F36012.D	1	04/08/03	ENZ	04/01/03	OP13419	EF2066
Run #2							

	Initial Weight	Final Volume
Run #1	30.0 g	1.0 ml
Run #2		

BN TCL List

CAS No.	Compound	Result	RL	MDL	Units	Q
83-32-9	Acenaphthene	ND	70	33	ug/kg	
208-96-8	Acenaphthylene	ND	70	35	ug/kg	
120-12-7	Anthracene	ND	70	23	ug/kg	
56-55-3	Benzo(a)anthracene	ND	70	36	ug/kg	
50-32-8	Benzo(a)pyrene	ND	70	43	ug/kg	
205-99-2	Benzo(b)fluoranthene	ND	70	34	ug/kg	
191-24-2	Benzo(g,h,i)perylene	ND	70	30	ug/kg	
207-08-9	Benzo(k)fluoranthene	ND	70	27	ug/kg	
101-55-3	4-Bromophenyl phenyl ether	ND	70	26	ug/kg	
85-68-7	Butyl benzyl phthalate	ND	70	30	ug/kg	
91-58-7	2-Chloronaphthalene	ND	70	34	ug/kg	
106-47-8	4-Chloroaniline	ND	170	37	ug/kg	
86-74-8	Carbazole	ND	70	30	ug/kg	
218-01-9	Chrysene	ND	70	24	ug/kg	
111-91-1	bis(2-Chloroethoxy)methane	ND	70	38	ug/kg	
111-44-4	bis(2-Chloroethyl)ether	ND	70	38	ug/kg	
108-60-1	bis(2-Chloroisopropyl)ether	ND	70	30	ug/kg	
7005-72-3	4-Chlorophenyl phenyl ether	ND	70	35	ug/kg	
95-50-1	1,2-Dichlorobenzene	ND	70	33	ug/kg	
541-73-1	1,3-Dichlorobenzene	ND	70	33	ug/kg	
106-46-7	1,4-Dichlorobenzene	ND	70	38	ug/kg	
121-14-2	2,4-Dinitrotoluene	ND	70	38	ug/kg	
606-20-2	2,6-Dinitrotoluene	ND	70	55	ug/kg	
91-94-1	3,3'-Dichlorobenzidine	ND	170	45	ug/kg	
53-70-3	Dibenzo(a,h)anthracene	ND	70	33	ug/kg	
132-64-9	Dibenzofuran	ND	70	37	ug/kg	
84-74-2	Di-n-butyl phthalate	ND	70	29	ug/kg	
117-84-0	Di-n-octyl phthalate	ND	70	36	ug/kg	
84-66-2	Diethyl phthalate	ND	70	34	ug/kg	
131-11-3	Dimethyl phthalate	ND	70	35	ug/kg	
117-81-7	bis(2-Ethylhexyl)phthalate	ND	70	46	ug/kg	
206-44-0	Fluoranthene	ND	70	28	ug/kg	

ND = Not detected MDL - Method Detection Limit
RL = Reporting Limit
E = Indicates value exceeds calibration range

J = Indicates an estimated value
B = Indicates analyte found in associated method blank
N = Indicates presumptive evidence of a compound

Report of Analysis

Client Sample ID:	SD-03 6-9'		
Lab Sample ID:	N35745-5	**Date Sampled:**	03/28/03
Matrix:	SO - Soil	**Date Received:**	03/29/03
Method:	SW846 8270C SW846 3550B	**Percent Solids:**	95.4
Project:	AK Allen, 255 East 2nd Street, Mineola, NY		

BN TCL List

CAS No.	Compound	Result	RL	MDL	Units	Q
86-73-7	Fluorene	ND	70	36	ug/kg	
118-74-1	Hexachlorobenzene	ND	70	16	ug/kg	
87-68-3	Hexachlorobutadiene	ND	70	43	ug/kg	
77-47-4	Hexachlorocyclopentadiene	ND	700	28	ug/kg	
67-72-1	Hexachloroethane	ND	170	21	ug/kg	
193-39-5	Indeno(1,2,3-cd)pyrene	ND	70	48	ug/kg	
78-59-1	Isophorone	ND	70	38	ug/kg	
91-57-6	2-Methylnaphthalene	ND	70	37	ug/kg	
88-74-4	2-Nitroaniline	ND	170	50	ug/kg	
99-09-2	3-Nitroaniline	ND	170	28	ug/kg	
100-01-6	4-Nitroaniline	ND	170	46	ug/kg	
91-20-3	Naphthalene	ND	70	35	ug/kg	
98-95-3	Nitrobenzene	ND	70	36	ug/kg	
621-64-7	N-Nitroso-di-n-propylamine	ND	70	39	ug/kg	
86-30-6	N-Nitrosodiphenylamine	ND	170	37	ug/kg	
85-01-8	Phenanthrene	ND	70	35	ug/kg	
129-00-0	Pyrene	ND	70	26	ug/kg	
120-82-1	1,2,4-Trichlorobenzene	ND	70	35	ug/kg	

CAS No.	Surrogate Recoveries	Run# 1	Run# 2	Limits
4165-60-0	Nitrobenzene-d5	85%		30-122%
321-60-8	2-Fluorobiphenyl	82%		39-112%
1718-51-0	Terphenyl-d14	88%		24-138%

CAS No.	Tentatively Identified Compounds	R.T.	Est. Conc.	Units	Q
	system artifact	5.29	250	ug/kg	J
	system artifact/aldol-condensation	5.65	~~25000~~	ug/kg	~~J~~ U
	unknown	27.06	170	ug/kg	J
	Total TIC, Semi-Volatile		170	ug/kg	J

ND = Not detected MDL - Method Detection Limit J = Indicates an estimated value
RL = Reporting Limit B = Indicates analyte found in associated method blank
E = Indicates value exceeds calibration range N = Indicates presumptive evidence of a compound

Accutest Laboratories

Report of Analysis

Client Sample ID:	SD-99 6-9'		
Lab Sample ID:	N35745-6	**Date Sampled:**	03/28/03
Matrix:	SO - Soil	**Date Received:**	03/29/03
Method:	SW846 8270C SW846 3550B	**Percent Solids:**	95.1
Project:	AK Allen, 255 East 2nd Street, Mineola, NY		

	File ID	DF	Analyzed	By	Prep Date	Prep Batch	Analytical Batch
Run #1	F36011.D	1	04/08/03	ENZ	04/01/03	OP13419	EF2066
Run #2							

	Initial Weight	Final Volume
Run #1	30.0 g	1.0 ml
Run #2		

BN TCL List

CAS No.	Compound	Result	RL	MDL	Units	Q
83-32-9	Acenaphthene	ND	70	33	ug/kg	
208-96-8	Acenaphthylene	ND	70	35	ug/kg	
120-12-7	Anthracene	ND	70	23	ug/kg	
56-55-3	Benzo(a)anthracene	ND	70	36	ug/kg	
50-32-8	Benzo(a)pyrene	ND	70	43	ug/kg	
205-99-2	Benzo(b)fluoranthene	ND	70	34	ug/kg	
191-24-2	Benzo(g,h,i)perylene	ND	70	30	ug/kg	
207-08-9	Benzo(k)fluoranthene	ND	70	27	ug/kg	
101-55-3	4-Bromophenyl phenyl ether	ND	70	26	ug/kg	
85-68-7	Butyl benzyl phthalate	ND	70	30	ug/kg	
91-58-7	2-Chloronaphthalene	ND	70	34	ug/kg	
106-47-8	4-Chloroaniline	ND	180	38	ug/kg	
86-74-8	Carbazole	ND	70	30	ug/kg	
218-01-9	Chrysene	ND	70	24	ug/kg	
111-91-1	bis(2-Chloroethoxy)methane	ND	70	39	ug/kg	
111-44-4	bis(2-Chloroethyl)ether	ND	70	39	ug/kg	
108-60-1	bis(2-Chloroisopropyl)ether	ND	70	30	ug/kg	
7005-72-3	4-Chlorophenyl phenyl ether	ND	70	35	ug/kg	
95-50-1	1,2-Dichlorobenzene	ND	70	33	ug/kg	
541-73-1	1,3-Dichlorobenzene	ND	70	33	ug/kg	
106-46-7	1,4-Dichlorobenzene	ND	70	38	ug/kg	
121-14-2	2,4-Dinitrotoluene	ND	70	38	ug/kg	
606-20-2	2,6-Dinitrotoluene	ND	70	55	ug/kg	
91-94-1	3,3'-Dichlorobenzidine	ND	180	45	ug/kg	
53-70-3	Dibenzo(a,h)anthracene	ND	70	33	ug/kg	
132-64-9	Dibenzofuran	ND	70	37	ug/kg	
84-74-2	Di-n-butyl phthalate	ND	70	29	ug/kg	
117-84-0	Di-n-octyl phthalate	ND	70	36	ug/kg	
84-66-2	Diethyl phthalate	ND	70	34	ug/kg	
131-11-3	Dimethyl phthalate	ND	70	35	ug/kg	
117-81-7	bis(2-Ethylhexyl)phthalate	ND	70	46	ug/kg	
206-44-0	Fluoranthene	ND	70	28	ug/kg	

ND = Not detected MDL - Method Detection Limit
RL = Reporting Limit
E = Indicates value exceeds calibration range

J = Indicates an estimated value
B = Indicates analyte found in associated method blank
N = Indicates presumptive evidence of a compound

Report of Analysis

Client Sample ID:	SD-99 6-9'		
Lab Sample ID:	N35745-6	**Date Sampled:**	03/28/03
Matrix:	SO - Soil	**Date Received:**	03/29/03
Method:	SW846 8270C SW846 3550B	**Percent Solids:**	95.1
Project:	AK Allen, 255 East 2nd Street, Mineola, NY		

BN TCL List

CAS No.	Compound	Result	RL	MDL	Units	Q
86-73-7	Fluorene	ND	70	36	ug/kg	
118-74-1	Hexachlorobenzene	ND	70	16	ug/kg	
87-68-3	Hexachlorobutadiene	ND	70	43	ug/kg	
77-47-4	Hexachlorocyclopentadiene	ND	700	28	ug/kg	
67-72-1	Hexachloroethane	ND	180	21	ug/kg	
193-39-5	Indeno(1,2,3-cd)pyrene	ND	70	48	ug/kg	
78-59-1	Isophorone	ND	70	39	ug/kg	
91-57-6	2-Methylnaphthalene	ND	70	37	ug/kg	
88-74-4	2-Nitroaniline	ND	180	50	ug/kg	
99-09-2	3-Nitroaniline	ND	180	28	ug/kg	
100-01-6	4-Nitroaniline	ND	180	46	ug/kg	
91-20-3	Naphthalene	ND	70	35	ug/kg	
98-95-3	Nitrobenzene	ND	70	36	ug/kg	
621-64-7	N-Nitroso-di-n-propylamine	ND	70	40	ug/kg	
86-30-6	N-Nitrosodiphenylamine	ND	180	37	ug/kg	
85-01-8	Phenanthrene	ND	70	35	ug/kg	
129-00-0	Pyrene	ND	70	26	ug/kg	
120-82-1	1,2,4-Trichlorobenzene	ND	70	35	ug/kg	

CAS No.	Surrogate Recoveries	Run# 1	Run# 2	Limits
4165-60-0	Nitrobenzene-d5	80%		30-122%
321-60-8	2-Fluorobiphenyl	80%		39-112%
1718-51-0	Terphenyl-d14	84%		24-138%

CAS No.	Tentatively Identified Compounds	R.T.	Est. Conc.	Units	Q
	system artifact	5.29	230	ug/kg	J
	system artifact/aldol-condensation	5.65	~~23000~~	ug/kg	~~J~~ U
	Total TIC, Semi-Volatile		0	ug/kg	

ND = Not detected MDL - Method Detection Limit
RL = Reporting Limit
E = Indicates value exceeds calibration range

J = Indicates an estimated value
B = Indicates analyte found in associated method blank
N = Indicates presumptive evidence of a compound

Accutest Laboratories

Report of Analysis

Client Sample ID:	AK ALLEN FIELD BLANK 3-27-03		
Lab Sample ID:	N35745-1	**Date Sampled:**	03/27/03
Matrix:	AQ - Field Blank Soil	**Date Received:**	03/29/03
		Percent Solids:	n/a
Project:	AK Allen, 255 East 2nd Street, Mineola, NY		

Metals Analysis

Analyte	Result	RL	Units	DF	Prep	Analyzed	By	Method	Prep Method
Aluminum	<200	200	ug/l	1	04/01/03	04/02/03	ND	SW846 6010B	SW846 3010A
Antimony	<5.0	5.0	ug/l	1	04/01/03	04/02/03	ND	SW846 6010B	SW846 3010A
Arsenic	<5.0 UJ	5.0	ug/l	1	04/01/03	04/02/03	ND	SW846 6010B	SW846 3010A
Barium	<200	200	ug/l	1	04/01/03	04/02/03	ND	SW846 6010B	SW846 3010A
Beryllium	<5.0	5.0	ug/l	1	04/01/03	04/02/03	ND	SW846 6010B	SW846 3010A
Cadmium	<4.0	4.0	ug/l	1	04/01/03	04/02/03	ND	SW846 6010B	SW846 3010A
Calcium	<5000	5000	ug/l	1	04/01/03	04/02/03	ND	SW846 6010B	SW846 3010A
Chromium	<10	10	ug/l	1	04/01/03	04/02/03	ND	SW846 6010B	SW846 3010A
Cobalt	<50	50	ug/l	1	04/01/03	04/02/03	ND	SW846 6010B	SW846 3010A
Copper	<25	25	ug/l	1	04/01/03	04/02/03	ND	SW846 6010B	SW846 3010A
Iron	<100	100	ug/l	1	04/01/03	04/02/03	ND	SW846 6010B	SW846 3010A
Lead	<3.0	3.0	ug/l	1	04/01/03	04/02/03	ND	SW846 6010B	SW846 3010A
Magnesium	<5000	5000	ug/l	1	04/01/03	04/02/03	ND	SW846 6010B	SW846 3010A
Manganese	<15	15	ug/l	1	04/01/03	04/02/03	ND	SW846 6010B	SW846 3010A
Mercury	<0.20	0.20	ug/l	1	04/09/03	04/12/03	MLC	SW846 7470A	SW846 7470A
Nickel	<40	40	ug/l	1	04/01/03	04/02/03	ND	SW846 6010B	SW846 3010A
Potassium	<5000	5000	ug/l	1	04/01/03	04/02/03	ND	SW846 6010B	SW846 3010A
Selenium	<5.0	5.0	ug/l	1	04/01/03	04/02/03	ND	SW846 6010B	SW846 3010A
Silver	<10	10	ug/l	1	04/01/03	04/02/03	ND	SW846 6010B	SW846 3010A
Sodium	<5000	5000	ug/l	1	04/01/03	04/02/03	ND	SW846 6010B	SW846 3010A
Thallium	<10	10	ug/l	1	04/01/03	04/02/03	ND	SW846 6010B	SW846 3010A
Vanadium	<50	50	ug/l	1	04/01/03	04/02/03	ND	SW846 6010B	SW846 3010A
Zinc	<20	20	ug/l	1	04/01/03	04/02/03	ND	SW846 6010B	SW846 3010A

RL = Reporting Limit

Accutest Laboratories

Report of Analysis

Client Sample ID:	SD-03 SURFACE		
Lab Sample ID:	N35745-3	**Date Sampled:**	03/27/03
Matrix:	SO - Soil	**Date Received:**	03/29/03
		Percent Solids:	78.5
Project:	AK Allen, 255 East 2nd Street, Mineola, NY		

Metals Analysis

Analyte	Result	RL	Units	DF	Prep	Analyzed	By	Method	Prep Method
Aluminum	18700	25	mg/kg	1	04/15/03	04/16/03	JDM	SW846 6010B	SW846 3050B
Antimony	<1.3 UJ	1.3	mg/kg	1	04/15/03	04/16/03	JDM	SW846 6010B	SW846 3050B
Arsenic	2.5 K	1.3	mg/kg	1	04/15/03	04/16/03	JDM	SW846 6010B	SW846 3050B
Barium	32.3	25	mg/kg	1	04/15/03	04/16/03	JDM	SW846 6010B	SW846 3050B
Beryllium	<0.64	0.64	mg/kg	1	04/15/03	04/16/03	JDM	SW846 6010B	SW846 3050B
Cadmium	9.0 K	0.64	mg/kg	1	04/15/03	04/16/03	JDM	SW846 6010B	SW846 3050B
Calcium	3230 J	640	mg/kg	1	04/15/03	04/16/03	JDM	SW846 6010B	SW846 3050B
Chromium	521	1.3	mg/kg	1	04/15/03	04/16/03	JDM	SW846 6010B	SW846 3050B
Cobalt	13.3 J	6.4	mg/kg	1	04/15/03	04/16/03	JDM	SW846 6010B	SW846 3050B
Copper	1150	3.2	mg/kg	1	04/15/03	04/16/03	JDM	SW846 6010B	SW846 3050B
Iron	14700	13	mg/kg	1	04/15/03	04/16/03	JDM	SW846 6010B	SW846 3050B
Lead	450 J	1.3	mg/kg	1	04/15/03	04/16/03	JDM	SW846 6010B	SW846 3050B
Magnesium	2360	640	mg/kg	1	04/15/03	04/16/03	JDM	SW846 6010B	SW846 3050B
Manganese	118	1.9	mg/kg	1	04/15/03	04/16/03	JDM	SW846 6010B	SW846 3050B
Mercury	0.35	0.040	mg/kg	1	04/15/03	04/15/03	MLC	SW846 7471A	SW846 7471A
Nickel	255	5.1	mg/kg	1	04/15/03	04/16/03	JDM	SW846 6010B	SW846 3050B
Potassium	<640	640	mg/kg	1	04/15/03	04/16/03	JDM	SW846 6010B	SW846 3050B
Selenium	<1.3 UJ	1.3	mg/kg	1	04/15/03	04/16/03	JDM	SW846 6010B	SW846 3050B
Silver	<1.3	1.3	mg/kg	1	04/15/03	04/16/03	JDM	SW846 6010B	SW846 3050B
Sodium	<640 UJ	640	mg/kg	1	04/15/03	04/16/03	JDM	SW846 6010B	SW846 3050B
Thallium	<1.3	1.3	mg/kg	1	04/15/03	04/16/03	JDM	SW846 6010B	SW846 3050B
Vanadium	34.0 J	6.4	mg/kg	1	04/15/03	04/16/03	JDM	SW846 6010B	SW846 3050B
Zinc	449	2.5	mg/kg	1	04/15/03	04/16/03	JDM	SW846 6010B	SW846 3050B

RL = Reporting Limit

Accutest Laboratories

Report of Analysis

Client Sample ID:	SD-03 5'		
Lab Sample ID:	N35745-4	**Date Sampled:**	03/28/03
Matrix:	SO - Soil	**Date Received:**	03/29/03
		Percent Solids:	83.8
Project:	AK Allen, 255 East 2nd Street, Mineola, NY		

Metals Analysis

Analyte	Result	RL	Units	DF	Prep	Analyzed	By	Method	Prep Method
Arsenic	2.0 K	1.2	mg/kg	1	04/15/03	04/16/03	JDM	SW846 6010B	SW846 3050B
Barium	31.4	23	mg/kg	1	04/15/03	04/16/03	JDM	SW846 6010B	SW846 3050B
Cadmium	4.4 K	0.58	mg/kg	1	04/15/03	04/16/03	JDM	SW846 6010B	SW846 3050B
Chromium	253	1.2	mg/kg	1	04/15/03	04/16/03	JDM	SW846 6010B	SW846 3050B
Lead	788 K	1.2	mg/kg	1	04/15/03	04/16/03	JDM	SW846 6010B	SW846 3050B
Mercury	0.22	0.036	mg/kg	1	04/15/03	04/15/03	MLC	SW846 7471A	SW846 7471A
Selenium	<1.2 UJ	1.2	mg/kg	1	04/15/03	04/16/03	JDM	SW846 6010B	SW846 3050B
Silver	1.4	1.2	mg/kg	1	04/15/03	04/16/03	JDM	SW846 6010B	SW846 3050B

RL = Reporting Limit

Accutest Laboratories

Report of Analysis

Client Sample ID:	SD-03 6-9'		
Lab Sample ID:	N35745-5	**Date Sampled:**	03/28/03
Matrix:	SO - Soil	**Date Received:**	03/29/03
		Percent Solids:	95.4
Project:	AK Allen, 255 East 2nd Street, Mineola, NY		

Metals Analysis

Analyte	Result	RL	Units	DF	Prep	Analyzed	By	Method	Prep Method
Aluminum	1920	21	mg/kg	1	04/15/03	04/16/03	JDM	SW846 6010B	SW846 3050B
Antimony	<1.0 UJ	1.0	mg/kg	1	04/15/03	04/16/03	JDM	SW846 6010B	SW846 3050B
Arsenic	<1.0	1.0	mg/kg	1	04/15/03	04/16/03	JDM	SW846 6010B	SW846 3050B
Barium	<21	21	mg/kg	1	04/15/03	04/16/03	JDM	SW846 6010B	SW846 3050B
Beryllium	<0.52	0.52	mg/kg	1	04/15/03	04/16/03	JDM	SW846 6010B	SW846 3050B
Cadmium	<0.52 UJ	0.52	mg/kg	1	04/15/03	04/16/03	JDM	SW846 6010B	SW846 3050B
Calcium	<520 UJ	520	mg/kg	1	04/15/03	04/16/03	JDM	SW846 6010B	SW846 3050B
Chromium	4.3	1.0	mg/kg	1	04/15/03	04/16/03	JDM	SW846 6010B	SW846 3050B
Cobalt	<5.2 UJ	5.2	mg/kg	1	04/15/03	04/16/03	JDM	SW846 6010B	SW846 3050B
Copper	14.5	2.6	mg/kg	1	04/15/03	04/16/03	JDM	SW846 6010B	SW846 3050B
Iron	5340	10	mg/kg	1	04/15/03	04/16/03	JDM	SW846 6010B	SW846 3050B
Lead	2.1 J	1.0	mg/kg	1	04/15/03	04/16/03	JDM	SW846 6010B	SW846 3050B
Magnesium	<520	520	mg/kg	1	04/15/03	04/16/03	JDM	SW846 6010B	SW846 3050B
Manganese	65.2	1.6	mg/kg	1	04/15/03	04/16/03	JDM	SW846 6010B	SW846 3050B
Mercury	<0.031	0.031	mg/kg	1	04/15/03	04/15/03	MLC	SW846 7471A	SW846 7471A
Nickel	5.4	4.2	mg/kg	1	04/15/03	04/16/03	JDM	SW846 6010B	SW846 3050B
Potassium	<520	520	mg/kg	1	04/15/03	04/16/03	JDM	SW846 6010B	SW846 3050B
Selenium	<1.0 UJ	1.0	mg/kg	1	04/15/03	04/16/03	JDM	SW846 6010B	SW846 3050B
Silver	<1.0	1.0	mg/kg	1	04/15/03	04/16/03	JDM	SW846 6010B	SW846 3050B
Sodium	<520 UJ	520	mg/kg	1	04/15/03	04/16/03	JDM	SW846 6010B	SW846 3050B
Thallium	<1.0	1.0	mg/kg	1	04/15/03	04/16/03	JDM	SW846 6010B	SW846 3050B
Vanadium	<5.2 UJ	5.2	mg/kg	1	04/15/03	04/16/03	JDM	SW846 6010B	SW846 3050B
Zinc	18.9	2.1	mg/kg	1	04/15/03	04/16/03	JDM	SW846 6010B	SW846 3050B

RL = Reporting Limit

Accutest Laboratories

Report of Analysis

Client Sample ID:	SD-99 6-9'		
Lab Sample ID:	N35745-6	**Date Sampled:**	03/28/03
Matrix:	SO - Soil	**Date Received:**	03/29/03
		Percent Solids:	95.1
Project:	AK Allen, 255 East 2nd Street, Mineola, NY		

Metals Analysis

Analyte	Result	RL	Units	DF	Prep	Analyzed	By	Method	Prep Method
Aluminum	2140	21	mg/kg	1	04/15/03	04/16/03	JDM	SW846 6010B	SW846 3050B
Antimony	<1.0 UJ	1.0	mg/kg	1	04/15/03	04/16/03	JDM	SW846 6010B	SW846 3050B
Arsenic	<1.0	1.0	mg/kg	1	04/15/03	04/16/03	JDM	SW846 6010B	SW846 3050B
Barium	<21	21	mg/kg	1	04/15/03	04/16/03	JDM	SW846 6010B	SW846 3050B
Beryllium	<0.52	0.52	mg/kg	1	04/15/03	04/16/03	JDM	SW846 6010B	SW846 3050B
Cadmium	<0.52 UJ	0.52	mg/kg	1	04/15/03	04/16/03	JDM	SW846 6010B	SW846 3050B
Calcium	<520 UJ	520	mg/kg	1	04/15/03	04/16/03	JDM	SW846 6010B	SW846 3050B
Chromium	5.1	1.0	mg/kg	1	04/15/03	04/16/03	JDM	SW846 6010B	SW846 3050B
Cobalt	<5.2 UJ	5.2	mg/kg	1	04/15/03	04/16/03	JDM	SW846 6010B	SW846 3050B
Copper	13.9	2.6	mg/kg	1	04/15/03	04/16/03	JDM	SW846 6010B	SW846 3050B
Iron	5100	10	mg/kg	1	04/15/03	04/16/03	JDM	SW846 6010B	SW846 3050B
Lead	2.5 J	1.0	mg/kg	1	04/15/03	04/16/03	JDM	SW846 6010B	SW846 3050B
Magnesium	646	520	mg/kg	1	04/15/03	04/16/03	JDM	SW846 6010B	SW846 3050B
Manganese	82.4	1.5	mg/kg	1	04/15/03	04/16/03	JDM	SW846 6010B	SW846 3050B
Mercury	<0.032	0.032	mg/kg	1	04/15/03	04/15/03	MLC	SW846 7471A	SW846 7471A
Nickel	5.6	4.1	mg/kg	1	04/15/03	04/16/03	JDM	SW846 6010B	SW846 3050B
Potassium	<520	520	mg/kg	1	04/15/03	04/16/03	JDM	SW846 6010B	SW846 3050B
Selenium	<1.0 UJ	1.0	mg/kg	1	04/15/03	04/16/03	JDM	SW846 6010B	SW846 3050B
Silver	<1.0	1.0	mg/kg	1	04/15/03	04/16/03	JDM	SW846 6010B	SW846 3050B
Sodium	<520 UJ	520	mg/kg	1	04/15/03	04/16/03	JDM	SW846 6010B	SW846 3050B
Thallium	<1.0	1.0	mg/kg	1	04/15/03	04/16/03	JDM	SW846 6010B	SW846 3050B
Vanadium	5.2 J	5.2	mg/kg	1	04/15/03	04/16/03	JDM	SW846 6010B	SW846 3050B
Zinc	20.1	2.1	mg/kg	1	04/15/03	04/16/03	JDM	SW846 6010B	SW846 3050B

RL = Reporting Limit

Accutest Laboratories

Report of Analysis

Client Sample ID:	IRM B-1 0-10 (4-6')		
Lab Sample ID:	N35745-14	**Date Sampled:**	03/27/03
Matrix:	SO - Soil	**Date Received:**	03/29/03
		Percent Solids:	96.0
Project:	AK Allen, 255 East 2nd Street, Mineola, NY		

Metals Analysis

Analyte	Result	RL	Units	DF	Prep	Analyzed	By	Method	Prep Method
Aluminum	3470	21	mg/kg	1	04/15/03	04/16/03	JDM	SW846 6010B	SW846 3050B
Antimony	<1.0 UJ	1.0	mg/kg	1	04/15/03	04/16/03	JDM	SW846 6010B	SW846 3050B
Arsenic	3.0 K	1.0	mg/kg	1	04/15/03	04/16/03	JDM	SW846 6010B	SW846 3050B
Barium	<21	21	mg/kg	1	04/15/03	04/16/03	JDM	SW846 6010B	SW846 3050B
Beryllium	<0.52	0.52	mg/kg	1	04/15/03	04/16/03	JDM	SW846 6010B	SW846 3050B
Cadmium	<0.52 UJ	0.52	mg/kg	1	04/15/03	04/16/03	JDM	SW846 6010B	SW846 3050B
Calcium	<520 UJ	520	mg/kg	1	04/15/03	04/16/03	JDM	SW846 6010B	SW846 3050B
Chromium	81.9	1.0	mg/kg	1	04/15/03	04/16/03	JDM	SW846 6010B	SW846 3050B
Cobalt	<5.2 UJ	5.2	mg/kg	1	04/15/03	04/16/03	JDM	SW846 6010B	SW846 3050B
Copper	77.6	2.6	mg/kg	1	04/15/03	04/16/03	JDM	SW846 6010B	SW846 3050B
Iron	11900	10	mg/kg	1	04/15/03	04/16/03	JDM	SW846 6010B	SW846 3050B
Lead	10.1 J	1.0	mg/kg	1	04/15/03	04/16/03	JDM	SW846 6010B	SW846 3050B
Magnesium	809	520	mg/kg	1	04/15/03	04/16/03	JDM	SW846 6010B	SW846 3050B
Manganese	143	1.5	mg/kg	1	04/15/03	04/16/03	JDM	SW846 6010B	SW846 3050B
Mercury	<0.032	0.032	mg/kg	1	04/15/03	04/15/03	MLC	SW846 7471A	SW846 7471A
Nickel	41.7	4.1	mg/kg	1	04/15/03	04/16/03	JDM	SW846 6010B	SW846 3050B
Potassium	<520	520	mg/kg	1	04/15/03	04/16/03	JDM	SW846 6010B	SW846 3050B
Selenium	1.7 J	1.0	mg/kg	1	04/15/03	04/16/03	JDM	SW846 6010B	SW846 3050B
Silver	5.0	1.0	mg/kg	1	04/15/03	04/16/03	JDM	SW846 6010B	SW846 3050B
Sodium	<520 UJ	520	mg/kg	1	04/15/03	04/16/03	JDM	SW846 6010B	SW846 3050B
Thallium	<1.0	1.0	mg/kg	1	04/15/03	04/17/03	EK	SW846 6010B	SW846 3050B
Vanadium	7.5 J	5.2	mg/kg	1	04/15/03	04/16/03	JDM	SW846 6010B	SW846 3050B
Zinc	42.0	2.1	mg/kg	1	04/15/03	04/16/03	JDM	SW846 6010B	SW846 3050B

RL = Reporting Limit

Accutest Laboratories

Report of Analysis

Client Sample ID:	IRM B-2 10'		
Lab Sample ID:	N35745-23	**Date Sampled:**	03/27/03
Matrix:	SO - Soil	**Date Received:**	03/29/03
		Percent Solids:	96.3
Project:	AK Allen, 255 East 2nd Street, Mineola, NY		

Metals Analysis

Analyte	Result	RL	Units	DF	Prep	Analyzed	By	Method	Prep Method
Aluminum	2390	21	mg/kg	1	04/15/03	04/16/03	JDM	SW846 6010B	SW846 3050B
Antimony	<1.1 UJ	1.1	mg/kg	1	04/15/03	04/16/03	JDM	SW846 6010B	SW846 3050B
Arsenic	<1.1	1.1	mg/kg	1	04/15/03	04/16/03	JDM	SW846 6010B	SW846 3050B
Barium	<21	21	mg/kg	1	04/15/03	04/16/03	JDM	SW846 6010B	SW846 3050B
Beryllium	<0.53	0.53	mg/kg	1	04/15/03	04/16/03	JDM	SW846 6010B	SW846 3050B
Cadmium	<0.53 UJ	0.53	mg/kg	1	04/15/03	04/16/03	JDM	SW846 6010B	SW846 3050B
Calcium	<530 UJ	530	mg/kg	1	04/15/03	04/16/03	JDM	SW846 6010B	SW846 3050B
Chromium	5.6	1.1	mg/kg	1	04/15/03	04/16/03	JDM	SW846 6010B	SW846 3050B
Cobalt	<5.3 UJ	5.3	mg/kg	1	04/15/03	04/16/03	JDM	SW846 6010B	SW846 3050B
Copper	8.8	2.6	mg/kg	1	04/15/03	04/16/03	JDM	SW846 6010B	SW846 3050B
Iron	7570	11	mg/kg	1	04/15/03	04/16/03	JDM	SW846 6010B	SW846 3050B
Lead	1.9 J	1.1	mg/kg	1	04/15/03	04/16/03	JDM	SW846 6010B	SW846 3050B
Magnesium	826	530	mg/kg	1	04/15/03	04/16/03	JDM	SW846 6010B	SW846 3050B
Manganese	78.4	1.6	mg/kg	1	04/15/03	04/16/03	JDM	SW846 6010B	SW846 3050B
Mercury	<0.031	0.031	mg/kg	1	04/15/03	04/15/03	MLC	SW846 7471A	SW846 7471A
Nickel	5.2	4.2	mg/kg	1	04/15/03	04/16/03	JDM	SW846 6010B	SW846 3050B
Potassium	<530	530	mg/kg	1	04/15/03	04/16/03	JDM	SW846 6010B	SW846 3050B
Selenium	<1.1 UJ	1.1	mg/kg	1	04/15/03	04/16/03	JDM	SW846 6010B	SW846 3050B
Silver	<1.1	1.1	mg/kg	1	04/15/03	04/16/03	JDM	SW846 6010B	SW846 3050B
Sodium	<530 UJ	530	mg/kg	1	04/15/03	04/16/03	JDM	SW846 6010B	SW846 3050B
Thallium	<1.1	1.1	mg/kg	1	04/15/03	04/16/03	JDM	SW846 6010B	SW846 3050B
Vanadium	<5.3 UJ	5.3	mg/kg	1	04/15/03	04/16/03	JDM	SW846 6010B	SW846 3050B
Zinc	13.3	2.1	mg/kg	1	04/15/03	04/16/03	JDM	SW846 6010B	SW846 3050B

RL = Reporting Limit

APPENDIX C

2815 COVERED BRIDGE ROAD, MERRICK, NEW YORK 11566
(516) 223-9761 • FAX (516) 223-0983

UPS FOTE 9079 XX 7

FB ITR SO

N

ACCUTEST

CHAIN OF CUSTODY

FRESH PONDS CORPORATE VILLAGE, BUILDING B
2235 ROUTE 130, DAYTON, NJ 08810
732-329-0200 FAX: 732-329-3499/3480

ACCUTEST JOB #: N35745

ACCUTEST QUOTE #:

CLIENT INFORMATION

NAME: GARich Consultants INC
ADDRESS: 17 DuPont Street
CITY, STATE, ZIP: Plainview NY 11803
SEND REPORT TO: Eric Weinstock
PHONE #: 516 576-8844

FACILITY INFORMATION

PROJECT NAME: AK ALLEN
LOCATION: 255 E 2nd St. Mineola
PROJECT NO.:
FAX #: 516-576-0093

ANALYTICAL INFORMATION

ACCUTEST SAMPLE #	FIELD ID / POINT OF COLLECTION	COLLECTION DATE	COLLECTION TIME	SAMPLED BY:	MATRIX	# OF BOTTLES	PRESERVATION HCl	NaOH	HNO3	H2SO4	NONE	VOC's 8260	PCB's 8082	TAL metals	BN-SVOC's PAH 8270	~~RCRA metals~~
⊕	AK ALLEN Field Blank 3-27-03	3-27-03	11:15	MTY/IHO	Lab water	2					✓				✓	
-1	AK ALLEN Field Blank 3-27-03		11:15			2					✓		✓			
	AK ALLEN Field Blank 3-27-03		11:18			1			✓					✓		
	AK ALLEN Field Blank 3-27-03		11:20			2	✓					✓				
-2	AK ALLEN TRIP Blank 3-27-03					2	✓					✓				
BM-3	SD-03 Surface		1335		SO	2						✓		✓	✓	
	~~SD-03~~		~~1355~~			~~2~~						~~✓~~		~~✓~~	~~✓~~	
	~~SD-03~~															

MATRIX CODES

DW - DRINKING WATER
GW - GROUND WATER
WW - WASTE WATER
SO - SOIL
SL - SLUDGE
OI - OIL
LIQ - OTHER LIQUID
SOL - OTHER SOLID

LAB USE ONLY

AMETY!, EX25!, 949!
949!
EX54!, ~~1964~~ 19F8!

DATA TURNAROUND INFORMATION

- ☐ 21 DAYS STANDARD
- ☐ 14 DAYS *RUSH*
- ☐ 7 DAYS *EMERGENCY*
- ☐ OTHER

APPROVED BY:

21 DAY TURNAROUND HARDCOPY. EMERGENCY OR RUSH IS FAX DATA UNLESS PREVIOUSLY APPROVED

DATA DELIVERABLE INFORMATION

- ☐ NJ REDUCED
- ☐ NJ Full
- ☐ FULL CLP
- ☐ DISK DELIVERABLE
- ☐ OTHER (SPECIFY)
- ☐ COMMERCIAL "A"
- ☐ COMMERCIAL "B"
- ☐ STATE FORMS

COMMENTS/REMARKS

~~2 of 3~~ ⊕ 1x950 PCB 3/29mc
1x950 BN

SAMPLE CUSTODY MUST BE DOCUMENTED BELOW EACH TIME SAMPLES CHANGE POSSESION, INCLUDING COURIER DELIVERY.

RELINQUISHED BY SAMPLER:	DATE TIME:	RECEIVED BY:	RELINQUISHED BY:	DATE TIME:	RECEIVED BY:
1. Hidalgo-Ollivier	3-27-03 1700	1. VPS	2. VPS	3/29 0925	2. M Catena ~~[illegible]~~ 5 ins
RELINQUISHED BY: 3.	DATE TIME:	RECEIVED BY: 3.	RELINQUISHED BY: 4.	DATE TIME:	RECEIVED BY: 4. " 2 5.5°C
RELINQUISHED BY: 5.	DATE TIME:	RECEIVED BY: 5.	SEAL # 942	PRESERVE WHERE APPLICABLE ☑	ON ICE ☑ TEMPERATURE ____ C

1R

Quote # SGS-03/701

ACCUTEST

CHAIN OF CUSTODY

FRESH PONDS CORPORATE VILLAGE, BUILDING B
2235 ROUTE 130, DAYTON, NJ 08810
732-329-0200 FAX: 732-329-3499/3480

ACCUTEST JOB #: N35745

ACCUTEST QUOTE #:

CLIENT INFORMATION

NAME: CA Rich Consultants, Inc
ADDRESS: 17 Dupont Street
CITY, STATE, ZIP: Plainview NY 11803
SEND REPORT TO: Eric Weinstock
PHONE #: 516 576-8844

FACILITY INFORMATION

PROJECT NAME: A.K. Allen
LOCATION: 255 E 2nd St. Mineola
PROJECT NO.:
FAX #: 516 576-0093

ANALYTICAL INFORMATION

ACCUTEST SAMPLE #	FIELD ID / POINT OF COLLECTION	COLLECTION DATE	COLLECTION TIME	SAMPLED BY:	MATRIX	# OF BOTTLES	PRESERVATION HCl	NaOH	HNO3	H2SO4	NONE	VOC's 8260	SVOC's 8270	RCRA metals	TAL metals	PCB's	LAB USE ONLY
VSM 4	SD-03 5'	3/28/03	0955	EAW IHO	SO	2					✓	✓	✓	✓			EX54!, ~~14C4!~~ 19F8!
VSM 5	SD-03 6-9' (MS/MSD)	↓	0959	EAW IHO	↓	2						✓	✓		✓	✓	
	~~SD-03~~																
VSM 6	SD-99 6-9'	↓	1000	EAW IHO	↓	2					✓	✓	✓		✓	✓	

MATRIX CODES

DW - DRINKING WATER
GW - GROUND WATER
WW - WASTE WATER
SO - SOIL
SL - SLUDGE
OI - OIL
LIQ - OTHER LIQUID
SOL - OTHER SOLID

DATA TURNAROUND INFORMATION

- ☐ 21 DAYS STANDARD
- ☐ 14 DAYS *RUSH*
- ☐ 7 DAYS *EMERGENCY*
- ☐ OTHER

APPROVED BY:

21 DAY TURNAROUND HARDCOPY. EMERGENCY OR RUSH IS FAX DATA UNLESS PREVIOUSLY APPROVED

DATA DELIVERABLE INFORMATION

- ☐ NJ REDUCED
- ☐ NJ Full
- ☐ FULL CLP
- ☐ DISK DELIVERABLE
- ☐ OTHER (SPECIFY)
- ☐ COMMERCIAL "A"
- ☐ COMMERCIAL "B"
- ☐ STATE FORMS

COMMENTS/REMARKS

Sample SD-03 (6-9') is an MS/MSD for VOCs, SVOCs, TAL metals & PCBs

SAMPLE CUSTODY MUST BE DOCUMENTED BELOW EACH TIME SAMPLES CHANGE POSSESION, INCLUDING COURIER DELIVERY

RELINQUISHED BY SAMPLER:	DATE TIME:	RECEIVED BY:	RELINQUISHED BY:	DATE TIME:	RECEIVED BY:
1. [signature]	1015 3-28-03	1. UPS	2. UPS	3/29 0925	2. [signature]
3.		3.	4.		4.
5.		5.	SEAL # 948	PRESERVE WHERE APPLICABLE ☐	ON ICE ☑ TEMPERATURE 5 C

Quote SG 3-03 / 1011

ACCUTEST®

50

CHAIN OF CUSTODY

FRESH PONDS CORPORATE VILLAGE, BUILDING B
2235 ROUTE 130, DAYTON, NJ 08810
732-329-0200 FAX: 732-329-3499/3480

ACCUTEST JOB #: N35745

ACCUTEST QUOTE #:

CLIENT INFORMATION

NAME: CA Rich Consultants Inc

ADDRESS: 17 Dupont Street

CITY, STATE, ZIP: Plainview New York 11803

SEND REPORT TO: Eric Weinstock

PHONE #: 516-576-8844

FACILITY INFORMATION

PROJECT NAME: AK Allen

LOCATION: 255 E 2nd St Mineola

PROJECT NO.:

FAX #: 516-576-0093

ANALYTICAL INFORMATION

MATRIX CODES

DW - DRINKING WATER
GW - GROUND WATER
WW - WASTE WATER
SO - SOIL
SL - SLUDGE
OI - OIL
LIQ - OTHER LIQUID
SOL - OTHER SOLID

ACCUTEST SAMPLE #	FIELD ID / POINT OF COLLECTION	COLLECTION DATE	COLLECTION TIME	SAMPLED BY:	MATRIX	# OF BOTTLES	PRESERVATION HCl	NaOH	HNO3	H2SO4	NONE	VOC 8260	PCB 8082	TAL metals	LAB USE ONLY
✓ - 7	IRM B-1 10-20 (12-14')	3/27/03	9:18	MY/Ito	SO	1						✓			19F8!
✓ - 8	IRM B-1 10-20 (10-12')	3/27/03	9:15	↓	↓	1						✓			
✓ - 9	IRM B-1 10-20 (18-20')	3/27/03	9:20	↓	↓	1						✓			
~~10~~ 3/27	IRM B-1 10-20 (18-20') MS/MSD	3/27/03	9:20	↓	↓	1						✓			

DATA TURNAROUND INFORMATION

- ☐ 21 DAYS STANDARD
- ☐ 14 DAYS *RUSH*
- ☐ 7 DAYS *EMERGENCY*
- ☐ OTHER

APPROVED BY:

21 DAY TURNAROUND HARDCOPY. EMERGENCY OR RUSH IS FAX DATA UNLESS PREVIOUSLY APPROVED

DATA DELIVERABLE INFORMATION

- ☐ NJ REDUCED
- ☐ NJ Full
- ☐ FULL CLP
- ☐ DISK DELIVERABLE
- ☐ OTHER (SPECIFY) NY ASPB
- ☐ COMMERCIAL "A"
- ☐ COMMERCIAL "B"
- ☐ STATE FORMS

COMMENTS/REMARKS

IRM B1 10-20 (18-20) is an MS/MSD for VOCs

SAMPLE CUSTODY MUST BE DOCUMENTED BELOW EACH TIME SAMPLES CHANGE POSSESION, INCLUDING COURIER DELIVERY

RELINQUISHED BY SAMPLER:	DATE TIME:	RECEIVED BY:	RELINQUISHED BY:	DATE TIME:	RECEIVED BY:
1. [signature]	3/28/03 10:45	1. UPS	2. UPS	3-29-03 0925	2. [signature]
3.		3.	4.		4.
5.		5.	SEAL # 948	PRESERVE WHERE APPLICABLE ☐	ON ICE ☑ TEMPERATURE 5°C

926

Quote # SG 3-03/9011

50

ACCUTEST®

CHAIN OF CUSTODY

FRESH PONDS CORPORATE VILLAGE, BUILDING B
2235 ROUTE 130, DAYTON, NJ 08810
732-329-0200 FAX: 732-329-3499/3480

ACCUTEST JOB #: N35745

ACCUTEST QUOTE #:

CLIENT INFORMATION

NAME: CA Rich Consultants, Inc.
ADDRESS: 17 Dupont Street
CITY, STATE, ZIP: Plainview New York 11803
SEND REPORT TO: Eric Weinstock
PHONE # 516 576-8844

FACILITY INFORMATION

PROJECT NAME: A.K. Allen
LOCATION: 255 E. 2nd St. Mineola
PROJECT NO.:
FAX # 516-576-0093

ANALYTICAL INFORMATION

ACCUTEST SAMPLE #	FIELD ID / POINT OF COLLECTION	COLLECTION DATE	COLLECTION TIME	SAMPLED BY:	MATRIX	# OF BOTTLES	PRESERVATION HCl	NaOH	HNO3	H2SO4	NONE	VOC'S 8260	PCB'S 8082	TAL Metals	LAB USE ONLY
✓ - 11	IRM B-1A	3-27-03	0905	MTY/IHO	SO	1					✓	✓			19F8!
- 12	IRM B-1 0-10 (2-4')		0900			1					✓	✓			EX54!
✓ - 13	IRM B-1 0-10 (6-8')		0910			1					✓	✓			
M - 14	IRM B-1 0-10' (4-6')	~~[illegible]~~	0912			1					✓		✓	✓	
✓ - 15	IRM B-1 20-30 (20-22')		0940			1					✓	✓			
✓ - 16	IRM B-1 20-30 (26-28')		0950			1					✓	✓			
✓ - 17	IRM B-1 30-40 (32-34')		1015			1					✓	✓			
✓ - 18	IRM B-1 30-40 (38-40)		1025			1					✓	✓			
✓ - 19	IRM B-1 40-50 (44-46)	~~[illegible]~~	1040			1					✓	✓			
✓ - 20	IRM B-1 40-50 (46-48)		1140			1					✓	✓			
✓ - 21	IRM B-1 50-60 (50-52')		1200			1					✓	✓			

MATRIX CODES

DW - DRINKING WATER
GW - GROUND WATER
WW - WASTE WATER
SO - SOIL
SL - SLUDGE
OI - OIL
LIQ - OTHER LIQUID
SOL - OTHER SOLID

DATA TURNAROUND INFORMATION

- ☐ 21 DAYS STANDARD
- ☐ 14 DAYS *RUSH*
- ☐ 7 DAYS *EMERGENCY*
- ☐ OTHER

APPROVED BY:

21 DAY TURNAROUND HARDCOPY. EMERGENCY OR RUSH IS FAX DATA UNLESS PREVIOUSLY APPROVED

DATA DELIVERABLE INFORMATION

- ☐ NJ REDUCED
- ☐ NJ Full
- ☐ FULL CLP
- ☐ DISK DELIVERABLE
- ☐ OTHER (SPECIFY)
- ☐ COMMERCIAL "A"
- ☐ COMMERCIAL "B"
- ☐ STATE FORMS

COMMENTS/REMARKS

1 of 3 ~~Run MS/MSD on IRM B-1 40-50 for V26, Run MS/MSD on IRM B-1 4-6 for PCBs + TAL Metals~~

SAMPLE CUSTODY MUST BE DOCUMENTED BELOW EACH TIME SAMPLES CHANGE POSSESION, INCLUDING COURIER DELIVERY

RELINQUISHED BY SAMPLER:	DATE TIME:	RECEIVED BY:	RELINQUISHED BY:	DATE TIME:	RECEIVED BY:
1. [signature]	3-27-03 1700	1. UPS	2. UPS	3/29 0925	2. [signature]
3. ✓		3.	4.		4.
5.		5.	SEAL #	PRESERVE WHERE APPLICABLE ☐	ON ICE ✓ TEMPERATURE 5 C

Quote # 343 - 1/1-1

90

ACCUTEST

CHAIN OF CUSTODY

FRESH PONDS CORPORATE VILLAGE, BUILDING B
2235 ROUTE 130, DAYTON, NJ 08810
732-329-0200 FAX: 732-329-3499/3480

ACCUTEST JOB #: N35745
ACCUTEST QUOTE #:

CLIENT INFORMATION

NAME: CA Rich Consultants, inc
ADDRESS: 17 DuPont Street
CITY, STATE, ZIP: Plainview NY 11803
SEND REPORT TO: Eric Weinstock
PHONE #: 516-576-8844

FACILITY INFORMATION

PROJECT NAME: AK Allen
LOCATION: 255 E. 2nd Street Mineola
PROJECT NO.:
FAX #: 516-576-0098

ANALYTICAL INFORMATION

MATRIX CODES

DW - DRINKING WATER
GW - GROUND WATER
WW - WASTE WATER
SO - SOIL
SL - SLUDGE
OI - OIL
LIQ - OTHER LIQUID
SOL - OTHER SOLID

ACCUTEST SAMPLE #	FIELD ID / POINT OF COLLECTION	COLLECTION DATE	COLLECTION TIME	SAMPLED BY:	MATRIX	# OF BOTTLES	PRESERVATION HCl	NaOH	HNO3	H2SO4	NONE	VOC'S 8260	PCB'S 8082	TAL METALS	LAB USE ONLY
22	IRM B-1 50-60 52-54'	3-27-03	1215	MTY/LHO	SO						✓	✓			19F8!
23	IRM B-2 10'		1210			2					✓	✓	✓	✓	EX54!, 19F8!
24	IRM B-2 20'		1215			1					✓	✓			
25	IRM B-2 30'		1225			1					✓	✓			
26	IRM B-2 40'		1235			1					✓	✓			
27	IRM B-2 50'		1240			1					✓	✓			
28	IRM B-2 52-54'		1245			1					✓	✓			
	~~MS~~ LHO		~~0930~~			1					✓	✓			
	~~MSD~~ LHO		~~0930~~			1					✓	✓			

DATA TURNAROUND INFORMATION

- ☐ 21 DAYS STANDARD
- ☐ 14 DAYS *RUSH*
- ☐ 7 DAYS *EMERGENCY*
- ☐ OTHER

APPROVED BY:

21 DAY TURNAROUND HARDCOPY. EMERGENCY OR RUSH IS FAX DATA UNLESS PREVIOUSLY APPROVED

DATA DELIVERABLE INFORMATION

- ☐ NJ REDUCED
- ☐ NJ Full
- ☐ FULL CLP
- ☐ DISK DELIVERABLE
- ☐ OTHER (SPECIFY)
- ☐ COMMERCIAL "A"
- ☐ COMMERCIAL "B"
- ☐ STATE FORMS

COMMENTS/REMARKS

3 of 3 ~~B MS/MSD for VOCs, PCBs + TAL Metals only IRM~~
~~B2-1 12ft~~

SAMPLE CUSTODY MUST BE DOCUMENTED BELOW EACH TIME SAMPLES CHANGE POSSESION, INCLUDING COURIER DELIVERY

RELINQUISHED BY SAMPLER:	DATE TIME:	RECEIVED BY:	RELINQUISHED BY:	DATE TIME:	RECEIVED BY:
1. [signature]	3-27-03 1700	1. UPS	2. UPS	3/29 0925	2. M Cabrera
RELINQUISHED BY: 3.	DATE TIME:	RECEIVED BY: 3.	RELINQUISHED BY: 4.	DATE TIME:	RECEIVED BY: 4.
RELINQUISHED BY: 5.	DATE TIME:	RECEIVED BY: 5.	SEAL #	PRESERVE WHERE APPLICABLE ☐	ON ICE ☑ TEMPERATURE 5 C

ACCUTEST

NYASP Sample Log-In Summary

Lab Name: Accutest

Page 1 of 1

Received by (Print Name): M CATENA

Log-in Date: 3/29/03

Received by (Signature): M Catena

Case Number: N/A

SDG Number:

SAS Number: N/A

REMARKS:

1. Custody Seal(s) Present/Absent*
   Intact/Broken
2. Custody Seal Numbers: 442, 948
3. Chain-of-Custody Records Present/Absent*
4. Contract Lab Sample Inform. Sheet (CLSIS) Present/Absent* N/A
5. Airbill Airbill/Sticker Present/Absent*
6. Airbill No.: F07E 9079 XX9
7. Sample Tags Present/Absent* N/A
   Sample Tag Nos. Listed/Not Listed on Chain-of-Custody N/A
8. Sample Condition Intact/Broken*/ Leaking
9. Does Information on custody rec., CLSIS, & sample tags agree COC + LABELS MATCH Yes/No*
10. Date received at Lab: ~~0925~~ 3/29/03
11. Time Received: 0925

NYSDEC SAMPLE #	CORRESPONDING SAMPLE TAG #	CORRESPONDING ASSIGNED LAB #	REMARKS: CONDITION OF SAMPLE SHIPMENT, ETC.
N/A		N35745-1	FB
N/A		-2	TB
N/A		-3	
N/A		-4	
N/A		-5	MS/MSD
N/A		-6	
N/A		-7	
N/A		-8	
N/A		-9	MS/MSD
N/A		-11	
N/A		-12	
N/A		-13	
N/A		-14	
N/A		-15	
N/A		-16	
N/A		-17	
N/A		-18	
N/A		-19	
N/A		-20	
N/A		-21	
N/A		-22	
N/A		-23	
N/A		-24	
N/A		-25	
N/A		-26	
N/A		-27	
N/A		-28	

Sample Transfer

Fraction:

Area #:

By:

On:

See Internal Chain of Custody

* Contract BTSR and attach record of resolution

Reviewed By:

Date:

Logbook No.: N/A

Logbook Page No.: N/A

Form: SM10
Rev. Date: 2/2/99

APPENDIX D

2815 COVERED BRIDGE ROAD, MERRICK, NEW YORK 11566
(516) 223-9761 • FAX (516) 223-0983

Premier Environmental Services.

June 22, 2003

Vincent Pugliese
President
Accutest Laboratories
2235 Route 130
Dayton, NJ 08810

Dear Mr. Pugliese,

I am currently performing the data review of the samples collected from the AK Allen Project. These samples are associated with Laboratory Project Number N35745. During the review of the data package, the following was noted:

GC/MS Semivolatile Organic Analyses

Page 922 of the data report is missing. This is the second page of data results of sample #6. Please provide this page for inclusion into the final report. A fax copy of the page is acceptable.

Thank you in advance to your prompt response to this data issue. If there are any questions associated with the above, please do not hesitate to contact me at (516)223-9761.

Sincerely,

Renee Cohen

Renee Cohen

Cc: Eric Weinstock – CA Rich Consultants

2815 COVERED BRIDGE ROAD, MERRICK, NEW YORK 11566
(516) 223-9761 • FAX (516) 223-0983

Report of Analysis

Client Sample ID:	SD-99 6-9'		
Lab Sample ID:	N35745-6	**Date Sampled:**	03/28/03
Matrix:	SO - Soil	**Date Received:**	03/29/03
Method:	SW846 8270C SW846 3550B	**Percent Solids:**	95.1
Project:	AK Allen, 255 East 2nd Street, Mineola, NY		

BN TCL List

CAS No.	Compound	Result	RL	MDL	Units	Q
86-73-7	Fluorene	ND	70	36	ug/kg	
118-74-1	Hexachlorobenzene	ND	70	16	ug/kg	
87-68-3	Hexachlorobutadiene	ND	70	43	ug/kg	
77-47-4	Hexachlorocyclopentadiene	ND	700	28	ug/kg	
67-72-1	Hexachloroethane	ND	180	21	ug/kg	
193-39-5	Indeno(1,2,3-cd)pyrene	ND	70	48	ug/kg	
78-59-1	Isophorone	ND	70	39	ug/kg	
91-57-6	2-Methylnaphthalene	ND	70	37	ug/kg	
88-74-4	2-Nitroaniline	ND	180	50	ug/kg	
99-09-2	3-Nitroaniline	ND	180	28	ug/kg	
100-01-6	4-Nitroaniline	ND	180	46	ug/kg	
91-20-3	Naphthalene	ND	70	35	ug/kg	
98-95-3	Nitrobenzene	ND	70	36	ug/kg	
621-64-7	N-Nitroso-di-n-propylamine	ND	70	40	ug/kg	
86-30-6	N-Nitrosodiphenylamine	ND	180	37	ug/kg	
85-01-8	Phenanthrene	ND	70	35	ug/kg	
129-00-0	Pyrene	ND	70	26	ug/kg	
120-82-1	1,2,4-Trichlorobenzene	ND	70	35	ug/kg	

CAS No.	Surrogate Recoveries	Run# 1	Run# 2	Limits
4165-60-0	Nitrobenzene-d5	80%		30-122%
321-60-8	2-Fluorobiphenyl	80%		39-112%
1718-51-0	Terphenyl-d14	84%		24-138%

CAS No.	Tentatively Identified Compounds	R.T.	Est. Conc.	Units	Q
	system artifact	5.29	230	ug/kg	J
	system artifact/aldol-condensation	5.65	23000	ug/kg	J
	Total TIC, Semi-Volatile		0	ug/kg	

ND = Not detected MDL - Method Detection Limit
RL = Reporting Limit
E = Indicates value exceeds calibration range

J = Indicates an estimated value
B = Indicates analyte found in associated method blank
N = Indicates presumptive evidence of a compound

Accutest Laboratories

Report of Analysis

Client Sample ID:	IRM B-2 10'		
Lab Sample ID:	N35745-23	**Date Sampled:**	03/27/03
Matrix:	SO - Soil	**Date Received:**	03/29/03
Method:	SW846 8082 SW846 3550B	**Percent Solids:**	96.3
Project:	AK Allen, 255 East 2nd Street, Mineola, NY		

	File ID	DF	Analyzed	By	Prep Date	Prep Batch	Analytical Batch
Run #1	EF42570.D	1	04/06/03	SY	04/01/03	OP13420	GEF2219
Run #2							

	Initial Weight	Final Volume
Run #1	30.0 g	10.0 ml
Run #2		

PCB List

CAS No.	Compound	Result	RL	MDL	Units	Q
12674-11-2	Aroclor 1016	ND	17	12	ug/kg	
11104-28-2	Aroclor 1221	ND	17	6.9	ug/kg	
11141-16-5	Aroclor 1232	ND	17	4.0	ug/kg	
53469-21-9	Aroclor 1242	ND	17	11	ug/kg	
12672-29-6	Aroclor 1248	ND	17	11	ug/kg	
11097-69-1	Aroclor 1254	ND	17	15	ug/kg	
11096-82-5	Aroclor 1260	ND	17	15	ug/kg	

CAS No.	Surrogate Recoveries	Run# 1	Run# 2	Limits
877-09-8	Tetrachloro-m-xylene	70%		12-142%
877-09-8	Tetrachloro-m-xylene	67%		12-142%
2051-24-3	Decachlorobiphenyl	66%		14-160%
2051-24-3	Decachlorobiphenyl	61%		14-160%

ND = Not detected MDL - Method Detection Limit
RL = Reporting Limit
E = Indicates value exceeds calibration range
J = Indicates an estimated value
B = Indicates analyte found in associated method blank
N = Indicates presumptive evidence of a compound

Report of Analysis

Client Sample ID:	IRM B-1 0-10 (4-6')		
Lab Sample ID:	N35745-14	**Date Sampled:**	03/27/03
Matrix:	SO - Soil	**Date Received:**	03/29/03
Method:	SW846 8082 SW846 3550B	**Percent Solids:**	96.0
Project:	AK Allen, 255 East 2nd Street, Mineola, NY		

	File ID	DF	Analyzed	By	Prep Date	Prep Batch	Analytical Batch
Run #1	EF42569.D	1	04/06/03	SY	04/01/03	OP13420	GEF2219
Run #2	EF42702.D	10	04/11/03	SY	04/01/03	OP13420	GEF2223

	Initial Weight	Final Volume
Run #1	30.0 g	10.0 ml
Run #2	30.0 g	10.0 ml

PCB List

CAS No.	Compound	Result	RL	MDL	Units	Q
12674-11-2	Aroclor 1016	ND	17	12	ug/kg	
11104-28-2	Aroclor 1221	ND	17	6.9	ug/kg	
11141-16-5	Aroclor 1232	ND	17	4.0	ug/kg	
53469-21-9	Aroclor 1242	ND	17	11	ug/kg	
12672-29-6	Aroclor 1248	ND	17	11	ug/kg	
11097-69-1	Aroclor 1254	3230 [a]	170	150	ug/kg	
11096-82-5	Aroclor 1260	ND	17	15	ug/kg	

CAS No.	Surrogate Recoveries	Run# 1	Run# 2	Limits
877-09-8	Tetrachloro-m-xylene	54%	66%	12-142%
877-09-8	Tetrachloro-m-xylene	53%	68%	12-142%
2051-24-3	Decachlorobiphenyl	62%	107%	14-160%
2051-24-3	Decachlorobiphenyl	57%	100%	14-160%

(a) Result is from Run# 2

ND = Not detected MDL - Method Detection Limit
RL = Reporting Limit
E = Indicates value exceeds calibration range
J = Indicates an estimated value
B = Indicates analyte found in associated method blank
N = Indicates presumptive evidence of a compound

Accutest Laboratories

Report of Analysis

Client Sample ID:	SD-99 6-9'		
Lab Sample ID:	N35745-6	**Date Sampled:**	03/28/03
Matrix:	SO - Soil	**Date Received:**	03/29/03
Method:	SW846 8082 SW846 3550B	**Percent Solids:**	95.1
Project:	AK Allen, 255 East 2nd Street, Mineola, NY		

	File ID	DF	Analyzed	By	Prep Date	Prep Batch	Analytical Batch
Run #1	EF42568.D	1	04/06/03	SY	04/01/03	OP13420	GEF2219
Run #2							

	Initial Weight	Final Volume
Run #1	30.0 g	10.0 ml
Run #2		

PCB List

CAS No.	Compound	Result	RL	MDL	Units	Q
12674-11-2	Aroclor 1016	ND	18	12	ug/kg	
11104-28-2	Aroclor 1221	ND	18	7.0	ug/kg	
11141-16-5	Aroclor 1232	ND	18	4.0	ug/kg	
53469-21-9	Aroclor 1242	ND	18	11	ug/kg	
12672-29-6	Aroclor 1248	ND	18	11	ug/kg	
11097-69-1	Aroclor 1254	276	18	15	ug/kg	
11096-82-5	Aroclor 1260	ND	18	15	ug/kg	

CAS No.	Surrogate Recoveries	Run# 1	Run# 2	Limits
877-09-8	Tetrachloro-m-xylene	72%		12-142%
877-09-8	Tetrachloro-m-xylene	70%		12-142%
2051-24-3	Decachlorobiphenyl	62%		14-160%
2051-24-3	Decachlorobiphenyl	56%		14-160%

ND = Not detected MDL - Method Detection Limit
RL = Reporting Limit
E = Indicates value exceeds calibration range

J = Indicates an estimated value
B = Indicates analyte found in associated method blank
N = Indicates presumptive evidence of a compound

Accutest Laboratories

Report of Analysis

Client Sample ID:	SD-03 6-9'		
Lab Sample ID:	N35745-5	**Date Sampled:**	03/28/03
Matrix:	SO - Soil	**Date Received:**	03/29/03
Method:	SW846 8082 SW846 3550B	**Percent Solids:**	95.4
Project:	AK Allen, 255 East 2nd Street, Mineola, NY		

	File ID	DF	Analyzed	By	Prep Date	Prep Batch	Analytical Batch
Run #1	EF42528.D	1	04/04/03	SY	04/01/03	OP13420	GEF2218
Run #2							

	Initial Weight	Final Volume
Run #1	30.0 g	10.0 ml
Run #2		

PCB List

CAS No.	Compound	Result	RL	MDL	Units	Q
12674-11-2	Aroclor 1016	ND	17	12	ug/kg	
11104-28-2	Aroclor 1221	ND	17	7.0	ug/kg	
11141-16-5	Aroclor 1232	ND	17	4.0	ug/kg	
53469-21-9	Aroclor 1242	ND	17	11	ug/kg	
12672-29-6	Aroclor 1248	ND	17	11	ug/kg	
11097-69-1	Aroclor 1254	381	17	15	ug/kg	
11096-82-5	Aroclor 1260	ND	17	15	ug/kg	

CAS No.	Surrogate Recoveries	Run# 1	Run# 2	Limits
877-09-8	Tetrachloro-m-xylene	80%		12-142%
877-09-8	Tetrachloro-m-xylene	79%		12-142%
2051-24-3	Decachlorobiphenyl	97%		14-160%
2051-24-3	Decachlorobiphenyl	90%		14-160%

ND = Not detected MDL - Method Detection Limit
RL = Reporting Limit
E = Indicates value exceeds calibration range
J = Indicates an estimated value
B = Indicates analyte found in associated method blank
N = Indicates presumptive evidence of a compound

Accutest Laboratories

Report of Analysis

Client Sample ID:	AK ALLEN FIELD BLANK 3-27-03		
Lab Sample ID:	N35745-1	**Date Sampled:**	03/27/03
Matrix:	AQ - Field Blank Soil	**Date Received:**	03/29/03
Method:	SW846 8082 SW846 3510C	**Percent Solids:**	n/a
Project:	AK Allen, 255 East 2nd Street, Mineola, NY		

	File ID	DF	Analyzed	By	Prep Date	Prep Batch	Analytical Batch
Run #1	EF42557.D	1	04/05/03	SY	04/01/03	OP13362	GEF2219
Run #2							

	Initial Volume	Final Volume
Run #1	900 ml	10.0 ml
Run #2		

PCB List

CAS No.	Compound	Result	RL	MDL	Units	Q
12674-11-2	Aroclor 1016	ND	0.56	0.29	ug/l	
11104-28-2	Aroclor 1221	ND	0.56	0.30	ug/l	
11141-16-5	Aroclor 1232	ND	0.56	0.56	ug/l	
53469-21-9	Aroclor 1242	ND	0.56	0.42	ug/l	
12672-29-6	Aroclor 1248	ND	0.56	0.38	ug/l	
11097-69-1	Aroclor 1254	ND	0.56	0.34	ug/l	
11096-82-5	Aroclor 1260	ND	0.56	0.40	ug/l	

CAS No.	Surrogate Recoveries	Run# 1	Run# 2	Limits
877-09-8	Tetrachloro-m-xylene	91%		18-145%
877-09-8	Tetrachloro-m-xylene	88%		18-145%
2051-24-3	Decachlorobiphenyl	101%		20-149%
2051-24-3	Decachlorobiphenyl	96%		20-149%

ND = Not detected MDL - Method Detection Limit
RL = Reporting Limit
E = Indicates value exceeds calibration range

J = Indicates an estimated value
B = Indicates analyte found in associated method blank
N = Indicates presumptive evidence of a compound

APPENDIX E.
UIC Closure Letter

UNITED STATES ENVIRONMENTAL PROTECTION AGENCY
REGION 2
290 BROADWAY
NEW YORK, NY 10007-1866

DEC 18 2003

CERTIFIED MAIL - RETURN RECEIPT REQUESTED
Article number: 7002-2030-0006-5360-4084

Ron Buttner
A. K. Allen Company, Inc.
255 East Second Sreet
Mineola, NY 11501

Re: Underground Injection Control (UIC) Program Regulation
Well Closure Report Review
A. K. Allen Company, Inc. (UICID: 03NY05926040)
255 East Second Sreet
Mineola, NY 11501

Dear Mr. Buttner:

The U.S. Environmental Protection Agency (EPA) has reviewed the well closure report for the above-referenced facility and finds it acceptable. EPA will now close the Underground Injection Control program file for the above-referenced facility.

If you have any questions please contact Margaret Halley of my staff at (212) 637-3092 or halley.margaret@epa.gov.

Sincerely,

Charles Hillenbrand, Ph.D., Chief
Ground Water Compliance Section

cc: John Lovejoy
Nassau County Health Dept.
240 Old Country Road
Mineola, NY 11501

Bill Spitz
NYSDEC, Region 1
SUNY Campus, Bldg 40
NY, 11794

Eric Weinstock
CA Rich Consultants, Inc.
17 Dupont Street
Plainview, NY 11803

APPENDIX F.
Location of Buried 4-inch PVC Lines Installed in Parking Lot

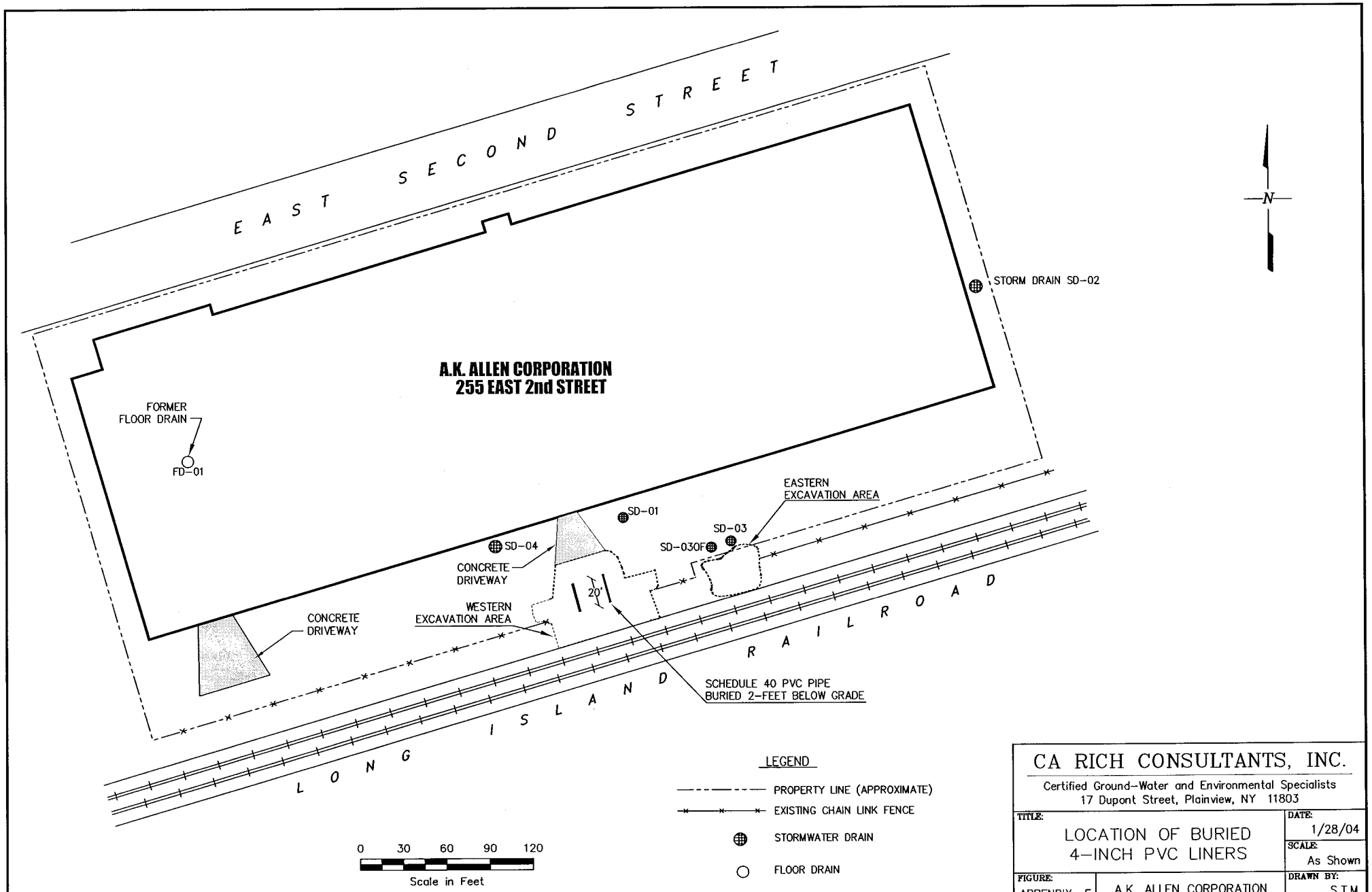

CA RICH CONSULTANTS, INC.

Certified Ground-Water and Environmental Specialists
17 Dupont Street, Plainview, NY 11803

TITLE: LOCATION OF BURIED 4-INCH PVC LINERS	DATE: 1/28/04
	SCALE: As Shown
FIGURE: APPENDIX F	DRAWN BY: S.T.M.
DRAWING NO: 3226-01AA.b	APPR. BY: E.A.W.

A.K. ALLEN CORPORATION
255 EAST 2nd STREET
MINEOLA, NEW YORK

APPENDIX G.
Analysis of Backfill Material

RCA
(Used in Parking Lot)

UNIVERSAL TESTING
inspection services, inc.

82 otis street
w. babylon, new york 11704
tel. (631) 491-5252 fax. (631) 491-5959

REPORT NO.: 03-1469 DATE: 05/07/03

CLIENT: Con-Sl ux LLC

128 Gl am Street, West Babylon, NY Attn: Richard Mastromatteo

PROJECT: Self E luation

SAMPLED BY: Universal DELIVERED BY: Universal

SAMPLE TYPE: RCA B se Course Material

TYPE TEST: Grada on

SIEVE SIZE	NASSAU COUNTY SPECIFICATION ITEM 398	PERCENT PASSING
1-1/2"	100	100
1"	90-100	94.4
1/2"	65-85	72.5
3/8"	55-75	62.3
#4	40-55	47.0
#8	30-45	36.6
#16	22-36	28.5
#30	11-27	17.3
#50	6-20	8.4
#100	3-15	4.2
#200	1-10	2.2
SAMPLE IDENTIFICATION		Stockpile #1

BY: L Mercantanz
Laboratory Director

This report relates only to the item or exact location tested. It is the confidential property of the Client, and information contained may not be published or reproduced without our written permission.

July 22, 2003

Dan Hirschberger
American Environmental Assessment Corp.
188 Long Island Avenue
Wyandanch, NY 11798

TEL: (631) 586-2000
FAX (631) 586-9605

RE: Construx

Order No.: 0307079

Dear Dan Hirschberger:

American Analytical Laboratories, Inc. received 1 sample on 7/21/2003 for the analyses presented in the following report.

There were no problems with the analyses and all data for associated QC met EPA or laboratory specifications.

If you have any questions regarding these tests results, please feel free to call.

Sincerely,

Lori Beyer

Lori Beyer
Lab Director

American Analytical Laboratories, Inc.

Date: *22-Jul-03*

CLIENT: American Environmental Assessment Corp.
Project: Construx
Lab Order: 0307079

Work Order Sample Summary

Lab Sample ID	Client Sample ID	Tag Number	Collection Date	Date Received
0307079-01A	Construx Pile		7/21/2003	7/21/2003

American Analytical Laboratories, Inc.

Date: *22-Jul-03*

CLIENT: American Environmental Assessment Corp.
Lab Order: 0307079
Project: Construx
Lab ID: 0307079-01A

Client Sample ID: Construx Pile
Tag Number:
Collection Date: 7/21/2003
Matrix: SOIL

Analyses	Result	Limit	Qual	Units	DF	Date Analyzed
MERCURY SW-846 7471		**SW7471B**				Analyst: **JP**
Mercury	U	0.0500		mg/Kg	1	7/21/2003
PCB'S AS AROCLORS SW-846 8082		**SW8082A**		**(SW3550)**		Analyst: **KB**
Aroclor 1016	U	80		µg/Kg	1	7/21/2003 5:48:00 PM
Aroclor 1221	U	80		µg/Kg	1	7/21/2003 5:48:00 PM
Aroclor 1232	U	80		µg/Kg	1	7/21/2003 5:48:00 PM
Aroclor 1242	U	80		µg/Kg	1	7/21/2003 5:48:00 PM
Aroclor 1248	U	80		µg/Kg	1	7/21/2003 5:48:00 PM
Aroclor 1254	U	80		µg/Kg	1	7/21/2003 5:48:00 PM
Aroclor 1260	U	80		µg/Kg	1	7/21/2003 5:48:00 PM
METALS - RCRA(8)		**SW6010B**		**(SW3050A)**		Analyst: **JP**
Arsenic	4.46	0.439		mg/Kg	1	7/22/2003
Barium	23.3	0.351		mg/Kg	1	7/22/2003
Cadmium	0.211	0.175		mg/Kg	1	7/22/2003
Chromium	7.23	0.351		mg/Kg	1	7/22/2003
Lead	18.9	0.263		mg/Kg	1	7/22/2003
Selenium	U	0.439		mg/Kg	1	7/22/2003
Silver	U	0.351		mg/Kg	1	7/22/2003
SEMIVOLATILES SW-846 8270(PAH)		**SW8270D**		**(SW3550A)**		Analyst: **RN**
Acenaphthene	U	400		µg/Kg	10	7/22/2003 12:09:00 PM
Acenaphthylene	U	400		µg/Kg	10	7/22/2003 12:09:00 PM
Anthracene	520	400		µg/Kg	10	7/22/2003 12:09:00 PM
Benzo(a)anthracene	1700	400		µg/Kg	10	7/22/2003 12:09:00 PM
Benzo(a)pyrene	1700	400		µg/Kg	10	7/22/2003 12:09:00 PM
Benzo(b)fluoranthene	2400	400		µg/Kg	10	7/22/2003 12:09:00 PM
Benzo(g,h,i)perylene	1100	400		µg/Kg	10	7/22/2003 12:09:00 PM
Benzo(k)fluoranthene	890	400		µg/Kg	10	7/22/2003 12:09:00 PM
Chrysene	2300	400		µg/Kg	10	7/22/2003 12:09:00 PM
Dibenzo(a,h)anthracene	U	400		µg/Kg	10	7/22/2003 12:09:00 PM
Fluoranthene	5200	400		µg/Kg	10	7/22/2003 12:09:00 PM
Fluorene	U	400		µg/Kg	10	7/22/2003 12:09:00 PM
Indeno(1,2,3-c,d)pyrene	1200	400		µg/Kg	10	7/22/2003 12:09:00 PM
Naphthalene	U	400		µg/Kg	10	7/22/2003 12:09:00 PM
Phenanthrene	3600	400		µg/Kg	10	7/22/2003 12:09:00 PM
Pyrene	4800	400		µg/Kg	10	7/22/2003 12:09:00 PM
VOLATILES SW-846 METHOD 8260		**SW8260B**				Analyst: **LDS**
1,1,1,2-Tetrachloroethane	U	5.0		µg/Kg	1	7/22/2003 4:49:00 AM
1,1,1-Trichloroethane	U	5.0		µg/Kg	1	7/22/2003 4:49:00 AM
1,1,2,2-Tetrachloroethane	U	5.0		µg/Kg	1	7/22/2003 4:49:00 AM

Qualifiers:
ND - Not Detected at the Reporting Limit
J - Analyte detected below quantitation limits
B - Analyte detected in the associated Method Blank
* - Value exceeds Maximum Contaminant Level
S - Spike Recovery outside accepted recovery limits
R - RPD outside accepted recovery limits
E - Value above quantitation range

American Analytical Laboratories, Inc.

Date: *22-Jul-03*

CLIENT:	American Environmental Assessment Corp.	**Client Sample ID:**	Construx Pile
Lab Order:	0307079	**Tag Number:**	
Project:	Construx	**Collection Date:**	7/21/2003
Lab ID:	0307079-01A	**Matrix:**	SOIL

Analyses	Result	Limit	Qual	Units	DF	Date Analyzed
VOLATILES SW-846 METHOD 8260		**SW8260B**				Analyst: LDS
1,1,2-Trichloro-1,2,2-trifluoroethane	U	5.0		µg/Kg	1	7/22/2003 4:49:00 AM
1,1,2-Trichloroethane	U	5.0		µg/Kg	1	7/22/2003 4:49:00 AM
1,1-Dichloroethane	U	5.0		µg/Kg	1	7/22/2003 4:49:00 AM
1,1-Dichloroethene	U	5.0		µg/Kg	1	7/22/2003 4:49:00 AM
1,1-Dichloropropene	U	5.0		µg/Kg	1	7/22/2003 4:49:00 AM
1,2,3-Trichlorobenzene	U	5.0		µg/Kg	1	7/22/2003 4:49:00 AM
1,2,3-Trichloropropane	U	5.0		µg/Kg	1	7/22/2003 4:49:00 AM
1,2,4,5-Tetramethylbenzene	U	5.0		µg/Kg	1	7/22/2003 4:49:00 AM
1,2,4-Trichlorobenzene	U	5.0		µg/Kg	1	7/22/2003 4:49:00 AM
1,2,4-Trimethylbenzene	U	5.0		µg/Kg	1	7/22/2003 4:49:00 AM
1,2-Dibromo-3-chloropropane	U	5.0		µg/Kg	1	7/22/2003 4:49:00 AM
1,2-Dibromoethane	U	5.0		µg/Kg	1	7/22/2003 4:49:00 AM
1,2-Dichlorobenzene	U	5.0		µg/Kg	1	7/22/2003 4:49:00 AM
1,2-Dichloroethane	U	5.0		µg/Kg	1	7/22/2003 4:49:00 AM
1,2-Dichloropropane	U	5.0		µg/Kg	1	7/22/2003 4:49:00 AM
1,3,5-Trimethylbenzene	U	5.0		µg/Kg	1	7/22/2003 4:49:00 AM
1,3-Dichlorobenzene	U	5.0		µg/Kg	1	7/22/2003 4:49:00 AM
1,3-dichloropropane	U	5.0		µg/Kg	1	7/22/2003 4:49:00 AM
1,4-Dichlorobenzene	U	5.0		µg/Kg	1	7/22/2003 4:49:00 AM
2,2-Dichloropropane	U	5.0		µg/Kg	1	7/22/2003 4:49:00 AM
2-Butanone	U	5.0		µg/Kg	1	7/22/2003 4:49:00 AM
2-Chloroethyl vinyl ether	U	5.0		µg/Kg	1	7/22/2003 4:49:00 AM
2-Chlorotoluene	U	5.0		µg/Kg	1	7/22/2003 4:49:00 AM
2-Hexanone	U	5.0		µg/Kg	1	7/22/2003 4:49:00 AM
4-Chlorotoluene	U	5.0		µg/Kg	1	7/22/2003 4:49:00 AM
4-Isopropyltoluene	U	5.0		µg/Kg	1	7/22/2003 4:49:00 AM
4-Methyl-2-pentanone	U	5.0		µg/Kg	1	7/22/2003 4:49:00 AM
Acetone	U	5.0		µg/Kg	1	7/22/2003 4:49:00 AM
Acrolein	U	25		µg/Kg	1	7/22/2003 4:49:00 AM
Acrylonitrile	U	5.0		µg/Kg	1	7/22/2003 4:49:00 AM
Benzene	U	5.0		µg/Kg	1	7/22/2003 4:49:00 AM
Bromobenzene	U	5.0		µg/Kg	1	7/22/2003 4:49:00 AM
Bromochloromethane	U	5.0		µg/Kg	1	7/22/2003 4:49:00 AM
Bromodichloromethane	U	5.0		µg/Kg	1	7/22/2003 4:49:00 AM
Bromoform	U	5.0		µg/Kg	1	7/22/2003 4:49:00 AM
Bromomethane	U	5.0		µg/Kg	1	7/22/2003 4:49:00 AM
Carbon disulfide	U	5.0		µg/Kg	1	7/22/2003 4:49:00 AM
Carbon tetrachloride	U	5.0		µg/Kg	1	7/22/2003 4:49:00 AM
Chlorobenzene	U	5.0		µg/Kg	1	7/22/2003 4:49:00 AM
Chlorodifluoromethane	U	5.0		µg/Kg	1	7/22/2003 4:49:00 AM

Qualifiers:
ND - Not Detected at the Reporting Limit
J - Analyte detected below quantitation limits
B - Analyte detected in the associated Method Blank
* - Value exceeds Maximum Contaminant Level
S - Spike Recovery outside accepted recovery limits
R - RPD outside accepted recovery limits
E - Value above quantitation range

American Analytical Laboratories, Inc.

Date: 22-Jul-03

CLIENT:	American Environmental Assessment Corp.	Client Sample ID:	Construx Pile
Lab Order:	0307079	Tag Number:	
Project:	Construx	Collection Date:	7/21/2003
Lab ID:	0307079-01A	Matrix:	SOIL

Analyses	Result	Limit	Qual	Units	DF	Date Analyzed
VOLATILES SW-846 METHOD 8260		SW8260B				Analyst: LDS
Chloroethane	U	5.0		µg/Kg	1	7/22/2003 4:49:00 AM
Chloroform	U	5.0		µg/Kg	1	7/22/2003 4:49:00 AM
Chloromethane	U	5.0		µg/Kg	1	7/22/2003 4:49:00 AM
cis-1,2-Dichloroethene	U	5.0		µg/Kg	1	7/22/2003 4:49:00 AM
cis-1,3-Dichloropropene	U	5.0		µg/Kg	1	7/22/2003 4:49:00 AM
Dibromochloromethane	U	5.0		µg/Kg	1	7/22/2003 4:49:00 AM
Dibromomethane	U	5.0		µg/Kg	1	7/22/2003 4:49:00 AM
Dichlorodifluoromethane	U	5.0		µg/Kg	1	7/22/2003 4:49:00 AM
Diisopropyl ether	U	5.0		µg/Kg	1	7/22/2003 4:49:00 AM
Ethanol	U	25		µg/Kg	1	7/22/2003 4:49:00 AM
Ethyl acetate	U	5.0		µg/Kg	1	7/22/2003 4:49:00 AM
Ethylbenzene	U	5.0		µg/Kg	1	7/22/2003 4:49:00 AM
Freon-114	U	5.0		µg/Kg	1	7/22/2003 4:49:00 AM
Hexachlorobutadiene	U	5.0		µg/Kg	1	7/22/2003 4:49:00 AM
Isopropyl acetate	U	5.0		µg/Kg	1	7/22/2003 4:49:00 AM
Isopropylbenzene	U	5.0		µg/Kg	1	7/22/2003 4:49:00 AM
m,p-Xylene	U	10		µg/Kg	1	7/22/2003 4:49:00 AM
Methyl tert-butyl ether	U	5.0		µg/Kg	1	7/22/2003 4:49:00 AM
Methylene chloride	U	5.0		µg/Kg	1	7/22/2003 4:49:00 AM
Naphthalene	U	5.0		µg/Kg	1	7/22/2003 4:49:00 AM
n-Butyl acetate	U	5.0		µg/Kg	1	7/22/2003 4:49:00 AM
n-Butylbenzene	U	5.0		µg/Kg	1	7/22/2003 4:49:00 AM
n-Propyl acetate	U	5.0		µg/Kg	1	7/22/2003 4:49:00 AM
n-Propylbenzene	U	5.0		µg/Kg	1	7/22/2003 4:49:00 AM
o-Xylene	U	5.0		µg/Kg	1	7/22/2003 4:49:00 AM
p-Diethylbenzene	U	5.0		µg/Kg	1	7/22/2003 4:49:00 AM
p-Ethyltoluene	U	5.0		µg/Kg	1	7/22/2003 4:49:00 AM
sec-Butylbenzene	U	5.0		µg/Kg	1	7/22/2003 4:49:00 AM
Styrene	U	5.0		µg/Kg	1	7/22/2003 4:49:00 AM
t-Butyl alcohol	U	5.0		µg/Kg	1	7/22/2003 4:49:00 AM
tert-Butylbenzene	U	5.0		µg/Kg	1	7/22/2003 4:49:00 AM
Tetrachloroethene	U	5.0		µg/Kg	1	7/22/2003 4:49:00 AM
Toluene	6.4	5.0	B	µg/Kg	1	7/22/2003 4:49:00 AM
trans-1,2-Dichloroethene	U	5.0		µg/Kg	1	7/22/2003 4:49:00 AM
trans-1,3-Dichloropropene	U	5.0		µg/Kg	1	7/22/2003 4:49:00 AM
Trichloroethene	U	5.0		µg/Kg	1	7/22/2003 4:49:00 AM
Trichlorofluoromethane	U	5.0		µg/Kg	1	7/22/2003 4:49:00 AM
Vinyl acetate	U	5.0		µg/Kg	1	7/22/2003 4:49:00 AM
Vinyl chloride	U	5.0		µg/Kg	1	7/22/2003 4:49:00 AM

Qualifiers:
ND - Not Detected at the Reporting Limit
J - Analyte detected below quantitation limits
B - Analyte detected in the associated Method Blank
* - Value exceeds Maximum Contaminant Level
S - Spike Recovery outside accepted recovery limits
R - RPD outside accepted recovery limits
E - Value above quantitation range

Sand
(Used in Storm Drains)

GRAIN SIZE DISTRIBUTION TEST DATA

Client: CA RICH CONSULTANTS, INC.
Project: 110 Sand & Gravel
Project Number: D-0878

Sample Data

Source:
Liquid Limit: n/a **Plastic Limit:** N/A
USCS Classification: SM **AASHTO Classification:**
Testing Remarks: Sample taken by client and delivered on 07-24-03

Mechanical Analysis Data

	Initial	After wash
Dry sample and tare=	598.00	564.20
Tare =	0.00	0.00
Dry sample weight =	598.00	564.20

Minus #200 from wash= 5.7 %
Tare for cumulative weight retained= .00

Sieve	Cumul. Wt. retained	Percent finer
3/4 inch	0.00	100.0
1/2 inch	0.00	100.0
3/8 inch	0.00	100.0
# 4	9.20	98.5
# 10	48.80	91.8
# 16	99.30	83.4
# 40	361.00	39.6
# 50	429.50	28.2
# 100	513.70	14.1
# 200	564.20	5.7

Fractional Components

Gravel/Sand based on #4
Sand/Fines based on #200
% COBBLES = % GRAVEL = 1.5 % SAND = 92.8
% FINES = 5.7

D_{85}= 1.26 D_{60}= 0.67 D_{50}= 0.54
D_{30}= 0.32 D_{15}= 0.16 D_{10}= 0.11
C_c= 1.3948 C_u= 6.0421

LABORATORY WASH SIEVE ANALYSIS REPORT

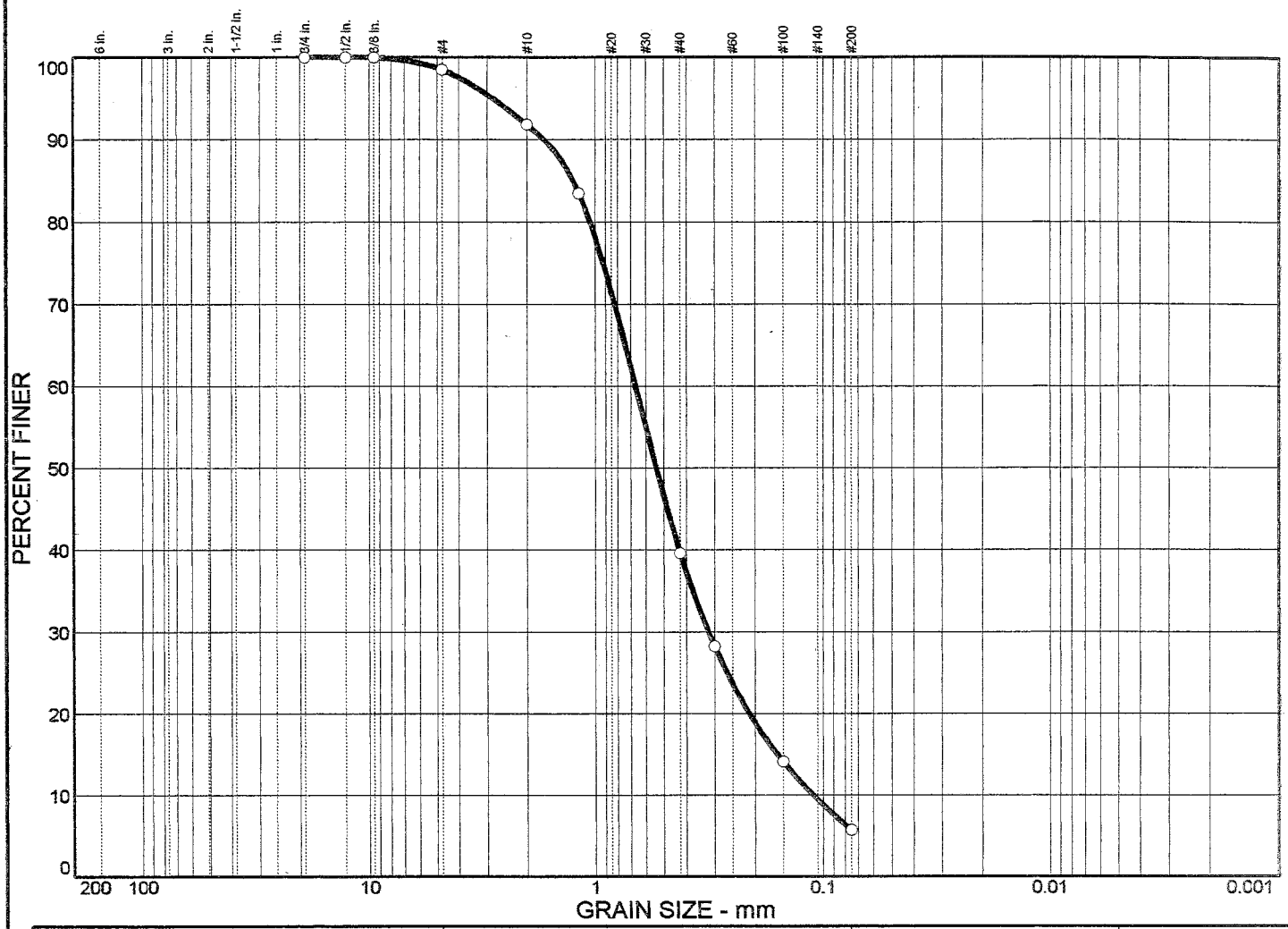

	% COBBLES	% GRAVEL	% SAND	% SILT	% CLAY
○	0.0	1.5	92.8	5.7	

	LL	PL	D_{85}	D_{60}	D_{50}	D_{30}	D_{15}	D_{10}	C_c	C_u
○	n/a	N/A	1.26	0.666	0.540	0.320	0.159	0.110	1.39	6.04

MATERIAL DESCRIPTION	USCS	AASHTO
○ Brown fine sand with silts and some clayey sand mixtures	SM	

Project No. D-0878 **Client:** CA RICH CONSULTANTS, INC.

Project: 110 Sand & Gravel

○ **Location:** *

Remarks:

○ Sample taken by client and delivered on 07-24-03

LABORATORY WASH SIEVE ANALYSIS REPORT
INDEPENDENT TESTING LABORATORIES
COLLEGE POINT, NY * PH. (718) 961-8530

Figure

July 25, 2003

Eric Weinstock
CA Rich Consultants Inc.
17 Dupont Street
Plainview, NY 11803

TEL: (516) 576-8844
FAX (516) 576-0093

RE: A.K. Allen 225 E.2nd Street, Mineola

Order No.: 0307097

Dear Eric Weinstock:

American Analytical Laboratories, Inc. received 1 sample on 7/25/2003 for the analyses presented in the following report.

There were no problems with the analyses and all data for associated QC met EPA or laboratory specifications.

If you have any questions regarding these tests results, please feel free to call.

Sincerely,

Karen Kelly for

Lori Beyer
Lab Director

American Analytical Laboratories, Inc.

Date: *25-Jul-03*

CLIENT: CA Rich Consultants Inc.
Project: A.K. Allen 225 E.2nd Street, Mineola
Lab Order: 0307097

Work Order Sample Summary

Lab Sample ID	Client Sample ID	Tag Number	Collection Date	Date Received
0307097-01A	110 S&G		7/24/2003	7/25/2003
0307097-01B	110 S&G		7/24/2003	7/25/2003

American Analytical Laboratories, Inc.

Date: *25-Jul-03*

CLIENT:	CA Rich Consultants Inc.	**Client Sample ID:**	110 S&G
Lab Order:	0307097	**Tag Number:**	
Project:	A.K. Allen 225 E.2nd Street, Mincola	**Collection Date:**	7/24/2003
Lab ID:	0307097-01A	**Matrix:**	SOIL

Analyses	Result	Limit	Qual	Units	DF	Date Analyzed
VOLATILES SW-846 METHOD 8260		**SW8260B**				Analyst: LDS
1,1,1,2-Tetrachloroethane	U	5.0		µg/Kg	1	7/25/2003 11:05:00 AM
1,1,1-Trichloroethane	U	5.0		µg/Kg	1	7/25/2003 11:05:00 AM
1,1,2,2-Tetrachloroethane	U	5.0		µg/Kg	1	7/25/2003 11:05:00 AM
1,1,2-Trichloro-1,2,2-trifluoroethane	U	5.0		µg/Kg	1	7/25/2003 11:05:00 AM
1,1,2-Trichloroethane	U	5.0		µg/Kg	1	7/25/2003 11:05:00 AM
1,1-Dichloroethane	U	5.0		µg/Kg	1	7/25/2003 11:05:00 AM
1,1-Dichloroethene	U	5.0		µg/Kg	1	7/25/2003 11:05:00 AM
1,1-Dichloropropene	U	5.0		µg/Kg	1	7/25/2003 11:05:00 AM
1,2,3-Trichlorobenzene	U	5.0		µg/Kg	1	7/25/2003 11:05:00 AM
1,2,3-Trichloropropane	U	5.0		µg/Kg	1	7/25/2003 11:05:00 AM
1,2,4,5-Tetramethylbenzene	U	5.0		µg/Kg	1	7/25/2003 11:05:00 AM
1,2,4-Trichlorobenzene	U	5.0		µg/Kg	1	7/25/2003 11:05:00 AM
1,2,4-Trimethylbenzene	U	5.0		µg/Kg	1	7/25/2003 11:05:00 AM
1,2-Dibromo-3-chloropropane	U	5.0		µg/Kg	1	7/25/2003 11:05:00 AM
1,2-Dibromoethane	U	5.0		µg/Kg	1	7/25/2003 11:05:00 AM
1,2-Dichlorobenzene	U	5.0		µg/Kg	1	7/25/2003 11:05:00 AM
1,2-Dichloroethane	U	5.0		µg/Kg	1	7/25/2003 11:05:00 AM
1,2-Dichloropropane	U	5.0		µg/Kg	1	7/25/2003 11:05:00 AM
1,3,5-Trimethylbenzene	U	5.0		µg/Kg	1	7/25/2003 11:05:00 AM
1,3-Dichlorobenzene	U	5.0		µg/Kg	1	7/25/2003 11:05:00 AM
1,3-dichloropropane	U	5.0		µg/Kg	1	7/25/2003 11:05:00 AM
1,4-Dichlorobenzene	U	5.0		µg/Kg	1	7/25/2003 11:05:00 AM
2,2-Dichloropropane	U	5.0		µg/Kg	1	7/25/2003 11:05:00 AM
2-Butanone	U	5.0		µg/Kg	1	7/25/2003 11:05:00 AM
2-Chloroethyl vinyl ether	U	5.0		µg/Kg	1	7/25/2003 11:05:00 AM
2-Chlorotoluene	U	5.0		µg/Kg	1	7/25/2003 11:05:00 AM
2-Hexanone	U	5.0		µg/Kg	1	7/25/2003 11:05:00 AM
4-Chlorotoluene	U	5.0		µg/Kg	1	7/25/2003 11:05:00 AM
4-Isopropyltoluene	U	5.0		µg/Kg	1	7/25/2003 11:05:00 AM
4-Methyl-2-pentanone	U	5.0		µg/Kg	1	7/25/2003 11:05:00 AM
Acetone	U	5.0		µg/Kg	1	7/25/2003 11:05:00 AM
Acrolein	U	25		µg/Kg	1	7/25/2003 11:05:00 AM
Acrylonitrile	U	5.0		µg/Kg	1	7/25/2003 11:05:00 AM
Benzene	U	5.0		µg/Kg	1	7/25/2003 11:05:00 AM
Bromobenzene	U	5.0		µg/Kg	1	7/25/2003 11:05:00 AM
Bromochloromethane	U	5.0		µg/Kg	1	7/25/2003 11:05:00 AM
Bromodichloromethane	U	5.0		µg/Kg	1	7/25/2003 11:05:00 AM
Bromoform	U	5.0		µg/Kg	1	7/25/2003 11:05:00 AM
Bromomethane	U	5.0		µg/Kg	1	7/25/2003 11:05:00 AM
Carbon disulfide	U	5.0		µg/Kg	1	7/25/2003 11:05:00 AM

Qualifiers:
ND - Not Detected at the Reporting Limit
J - Analyte detected below quantitation limits
B - Analyte detected in the associated Method Blank
*- Value exceeds Maximum Contaminant Level
S - Spike Recovery outside accepted recovery limits
R - RPD outside accepted recovery limits
E - Value above quantitation range

American Analytical Laboratories, Inc.

Date: *25-Jul-03*

CLIENT: CA Rich Consultants Inc.
Lab Order: 0307097
Project: A.K. Allen 225 E.2nd Street, Mineola
Lab ID: 0307097-01A

Client Sample ID: 110 S&G
Tag Number:
Collection Date: 7/24/2003
Matrix: SOIL

Analyses	Result	Limit	Qual	Units	DF	Date Analyzed
VOLATILES SW-846 METHOD 8260		**SW8260B**				Analyst: LDS
Carbon tetrachloride	U	5.0		µg/Kg	1	7/25/2003 11:05:00 AM
Chlorobenzene	U	5.0		µg/Kg	1	7/25/2003 11:05:00 AM
Chlorodifluoromethane	U	5.0		µg/Kg	1	7/25/2003 11:05:00 AM
Chloroethane	U	5.0		µg/Kg	1	7/25/2003 11:05:00 AM
Chloroform	U	5.0		µg/Kg	1	7/25/2003 11:05:00 AM
Chloromethane	U	5.0		µg/Kg	1	7/25/2003 11:05:00 AM
cis-1,2-Dichloroethene	U	5.0		µg/Kg	1	7/25/2003 11:05:00 AM
cis-1,3-Dichloropropene	U	5.0		µg/Kg	1	7/25/2003 11:05:00 AM
Dibromochloromethane	U	5.0		µg/Kg	1	7/25/2003 11:05:00 AM
Dibromomethane	U	5.0		µg/Kg	1	7/25/2003 11:05:00 AM
Dichlorodifluoromethane	U	5.0		µg/Kg	1	7/25/2003 11:05:00 AM
Diisopropyl ether	U	5.0		µg/Kg	1	7/25/2003 11:05:00 AM
Ethanol	U	25		µg/Kg	1	7/25/2003 11:05:00 AM
Ethyl acetate	U	5.0		µg/Kg	1	7/25/2003 11:05:00 AM
Ethylbenzene	U	5.0		µg/Kg	1	7/25/2003 11:05:00 AM
Freon-114	U	5.0		µg/Kg	1	7/25/2003 11:05:00 AM
Hexachlorobutadiene	U	5.0		µg/Kg	1	7/25/2003 11:05:00 AM
Isopropyl acetate	U	5.0		µg/Kg	1	7/25/2003 11:05:00 AM
Isopropylbenzene	U	5.0		µg/Kg	1	7/25/2003 11:05:00 AM
m,p-Xylene	U	10		µg/Kg	1	7/25/2003 11:05:00 AM
Methyl tert-butyl ether	U	5.0		µg/Kg	1	7/25/2003 11:05:00 AM
Methylene chloride	U	5.0		µg/Kg	1	7/25/2003 11:05:00 AM
Naphthalene	U	5.0		µg/Kg	1	7/25/2003 11:05:00 AM
n-Butyl acetate	U	5.0		µg/Kg	1	7/25/2003 11:05:00 AM
n-Butylbenzene	U	5.0		µg/Kg	1	7/25/2003 11:05:00 AM
n-Propyl acetate	U	5.0		µg/Kg	1	7/25/2003 11:05:00 AM
n-Propylbenzene	U	5.0		µg/Kg	1	7/25/2003 11:05:00 AM
o-Xylene	U	5.0		µg/Kg	1	7/25/2003 11:05:00 AM
p-Diethylbenzene	U	5.0		µg/Kg	1	7/25/2003 11:05:00 AM
p-Ethyltoluene	U	5.0		µg/Kg	1	7/25/2003 11:05:00 AM
sec-Butylbenzene	U	5.0		µg/Kg	1	7/25/2003 11:05:00 AM
Styrene	U	5.0		µg/Kg	1	7/25/2003 11:05:00 AM
t-Butyl alcohol	U	5.0		µg/Kg	1	7/25/2003 11:05:00 AM
tert-Butylbenzene	U	5.0		µg/Kg	1	7/25/2003 11:05:00 AM
Tetrachloroethene	U	5.0		µg/Kg	1	7/25/2003 11:05:00 AM
Toluene	U	5.0		µg/Kg	1	7/25/2003 11:05:00 AM
trans-1,2-Dichloroethene	U	5.0		µg/Kg	1	7/25/2003 11:05:00 AM
trans-1,3-Dichloropropene	U	5.0		µg/Kg	1	7/25/2003 11:05:00 AM
Trichloroethene	U	5.0		µg/Kg	1	7/25/2003 11:05:00 AM
Trichlorofluoromethane	U	5.0		µg/Kg	1	7/25/2003 11:05:00 AM

Qualifiers:
ND - Not Detected at the Reporting Limit
J - Analyte detected below quantitation limits
B - Analyte detected in the associated Method Blank
* - Value exceeds Maximum Contaminant Level
S - Spike Recovery outside accepted recovery limits
R - RPD outside accepted recovery limits
E - Value above quantitation range

American Analytical Laboratories, Inc.

Date: *25-Jul-03*

CLIENT:	CA Rich Consultants Inc.	**Client Sample ID:**	110 S&G
Lab Order:	0307097	**Tag Number:**	
Project:	A.K. Allen 225 E.2nd Street, Mineola	**Collection Date:**	7/24/2003
Lab ID:	0307097-01A	**Matrix:**	SOIL

Analyses	Result	Limit	Qual	Units	DF	Date Analyzed
VOLATILES SW-846 METHOD 8260		SW8260B				Analyst: LDS
Vinyl acetate	U	5.0		µg/Kg	1	7/25/2003 11:05:00 AM
Vinyl chloride	U	5.0		µg/Kg	1	7/25/2003 11:05:00 AM

Qualifiers:

ND - Not Detected at the Reporting Limit

J - Analyte detected below quantitation limits

B - Analyte detected in the associated Method Blank

* - Value exceeds Maximum Contaminant Level

S - Spike Recovery outside accepted recovery limits

R - RPD outside accepted recovery limits

E - Value above quantitation range

American Analytical Laboratories, Inc.

Date: *25-Jul-03*

CLIENT:	CA Rich Consultants Inc.	**Client Sample ID:**	110 S&G
Lab Order:	0307097	**Tag Number:**	
Project:	A.K. Allen 225 E.2nd Street, Mineola	**Collection Date:**	7/24/2003
Lab ID:	0307097-01B	**Matrix:**	SOIL

Analyses	Result	Limit	Qual	Units	DF	Date Analyzed
MERCURY SW-846 7471		**SW7471B**				Analyst: **JP**
Mercury	U	0.0100		mg/Kg	1	7/25/2003
PCB'S AS AROCLORS SW-846 8082		**SW8082A**		**(SW3550)**		Analyst: **KB**
Aroclor 1016	U	80		µg/Kg	1	7/25/2003 3:51:00 PM
Aroclor 1221	U	80		µg/Kg	1	7/25/2003 3:51:00 PM
Aroclor 1232	U	80		µg/Kg	1	7/25/2003 3:51:00 PM
Aroclor 1242	U	80		µg/Kg	1	7/25/2003 3:51:00 PM
Aroclor 1248	U	80		µg/Kg	1	7/25/2003 3:51:00 PM
Aroclor 1254	U	80		µg/Kg	1	7/25/2003 3:51:00 PM
Aroclor 1260	U	80		µg/Kg	1	7/25/2003 3:51:00 PM
METALS - RCRA(8)		**SW6010B**		**(SW3050A)**		Analyst: **JP**
Arsenic	1.03	0.453		mg/Kg	1	7/25/2003 11:30:32 AM
Barium	3.06	0.362		mg/Kg	1	7/25/2003 11:30:32 AM
Cadmium	U	0.181		mg/Kg	1	7/25/2003 11:30:32 AM
Chromium	0.983	0.362		mg/Kg	1	7/25/2003 11:30:32 AM
Lead	1.89	0.272		mg/Kg	1	7/25/2003 11:30:32 AM
Selenium	U	0.453		mg/Kg	1	7/25/2003 11:30:32 AM
Silver	U	0.362		mg/Kg	1	7/25/2003 11:30:32 AM
SEMIVOLATILES SW-846 8270		**SW8270D**				Analyst: **RN**
1,2,4-Trichlorobenzene	U	80		µg/Kg	2	7/25/2003 12:32:00 PM
1,2-Dichlorobenzene	U	80		µg/Kg	2	7/25/2003 12:32:00 PM
1,3-Dichlorobenzene	U	80		µg/Kg	2	7/25/2003 12:32:00 PM
1,4-Dichlorobenzene	U	80		µg/Kg	2	7/25/2003 12:32:00 PM
2,4,5-Trichlorophenol	U	80		µg/Kg	2	7/25/2003 12:32:00 PM
2,4,6-Trichlorophenol	U	80		µg/Kg	2	7/25/2003 12:32:00 PM
2,4-Dichlorophenol	U	80		µg/Kg	2	7/25/2003 12:32:00 PM
2,4-Dimethylphenol	U	80		µg/Kg	2	7/25/2003 12:32:00 PM
2,4-Dinitrophenol	U	80		µg/Kg	2	7/25/2003 12:32:00 PM
2,4-Dinitrotoluene	U	80		µg/Kg	2	7/25/2003 12:32:00 PM
2,6-Dinitrotoluene	U	80		µg/Kg	2	7/25/2003 12:32:00 PM
2-Chloronaphthalene	U	80		µg/Kg	2	7/25/2003 12:32:00 PM
2-Chlorophenol	U	80		µg/Kg	2	7/25/2003 12:32:00 PM
2-Methylnaphthalene	U	80		µg/Kg	2	7/25/2003 12:32:00 PM
2-Methylphenol	U	80		µg/Kg	2	7/25/2003 12:32:00 PM
2-Nitroaniline	U	80		µg/Kg	2	7/25/2003 12:32:00 PM
2-Nitrophenol	U	80		µg/Kg	2	7/25/2003 12:32:00 PM
3,3'-Dichlorobenzidine	U	80		µg/Kg	2	7/25/2003 12:32:00 PM
3+4-Methylphenol	U	80		µg/Kg	2	7/25/2003 12:32:00 PM
3-Nitroaniline	U	80		µg/Kg	2	7/25/2003 12:32:00 PM
4,6-Dinitro-2-methylphenol	U	80		µg/Kg	2	7/25/2003 12:32:00 PM

Qualifiers:
ND - Not Detected at the Reporting Limit
J - Analyte detected below quantitation limits
B - Analyte detected in the associated Method Blank
* - Value exceeds Maximum Contaminant Level
S - Spike Recovery outside accepted recovery limits
R - RPD outside accepted recovery limits
E - Value above quantitation range

American Analytical Laboratories, Inc.

Date: *25-Jul-03*

CLIENT:	CA Rich Consultants Inc.	**Client Sample ID:**	110 S&G
Lab Order:	0307097	**Tag Number:**	
Project:	A.K. Allen 225 E.2nd Street, Mineola	**Collection Date:**	7/24/2003
Lab ID:	0307097-01B	**Matrix:**	SOIL

Analyses	Result	Limit	Qual	Units	DF	Date Analyzed
SEMIVOLATILES SW-846 8270		**SW8270D**				Analyst: **RN**
4-Bromophenyl phenyl ether	U	80		µg/Kg	2	7/25/2003 12:32:00 PM
4-Chloro-3-methylphenol	U	80		µg/Kg	2	7/25/2003 12:32:00 PM
4-Chloroaniline	U	80		µg/Kg	2	7/25/2003 12:32:00 PM
4-Chlorophenyl phenyl ether	U	80		µg/Kg	2	7/25/2003 12:32:00 PM
4-Nitroaniline	U	80		µg/Kg	2	7/25/2003 12:32:00 PM
4-Nitrophenol	U	80		µg/Kg	2	7/25/2003 12:32:00 PM
Acenaphthene	U	80		µg/Kg	2	7/25/2003 12:32:00 PM
Acenaphthylene	U	80		µg/Kg	2	7/25/2003 12:32:00 PM
Aniline	U	80		µg/Kg	2	7/25/2003 12:32:00 PM
Anthracene	U	80		µg/Kg	2	7/25/2003 12:32:00 PM
Azobenzene	U	80		µg/Kg	2	7/25/2003 12:32:00 PM
Benzidine	U	80		µg/Kg	2	7/25/2003 12:32:00 PM
Benzo(a)anthracene	U	80		µg/Kg	2	7/25/2003 12:32:00 PM
Benzo(a)pyrene	U	80		µg/Kg	2	7/25/2003 12:32:00 PM
Benzo(b)fluoranthene	U	80		µg/Kg	2	7/25/2003 12:32:00 PM
Benzo(g,h,i)perylene	U	80		µg/Kg	2	7/25/2003 12:32:00 PM
Benzo(k)fluoranthene	U	80		µg/Kg	2	7/25/2003 12:32:00 PM
Benzoic acid	U	80		µg/Kg	2	7/25/2003 12:32:00 PM
Benzyl alcohol	U	80		µg/Kg	2	7/25/2003 12:32:00 PM
Bis(2-chloroethoxy)methane	U	80		µg/Kg	2	7/25/2003 12:32:00 PM
Bis(2-chloroethyl)ether	U	80		µg/Kg	2	7/25/2003 12:32:00 PM
Bis(2-chloroisopropyl)ether	U	80		µg/Kg	2	7/25/2003 12:32:00 PM
Bis(2-ethylhexyl)phthalate	U	80		µg/Kg	2	7/25/2003 12:32:00 PM
Butyl benzyl phthalate	U	80		µg/Kg	2	7/25/2003 12:32:00 PM
Carbazole	U	80		µg/Kg	2	7/25/2003 12:32:00 PM
Chrysene	U	80		µg/Kg	2	7/25/2003 12:32:00 PM
Dibenzo(a,h)anthracene	U	80		µg/Kg	2	7/25/2003 12:32:00 PM
Dibenzofuran	U	80		µg/Kg	2	7/25/2003 12:32:00 PM
Diethyl phthalate	U	80		µg/Kg	2	7/25/2003 12:32:00 PM
Dimethyl phthalate	U	80		µg/Kg	2	7/25/2003 12:32:00 PM
Di-n-butyl phthalate	U	80		µg/Kg	2	7/25/2003 12:32:00 PM
Di-n-octyl phthalate	U	80		µg/Kg	2	7/25/2003 12:32:00 PM
Fluoranthene	U	80		µg/Kg	2	7/25/2003 12:32:00 PM
Fluorene	U	80		µg/Kg	2	7/25/2003 12:32:00 PM
Hexachlorobenzene	U	80		µg/Kg	2	7/25/2003 12:32:00 PM
Hexachlorobutadiene	U	80		µg/Kg	2	7/25/2003 12:32:00 PM
Hexachlorocyclopentadiene	U	80		µg/Kg	2	7/25/2003 12:32:00 PM
Hexachloroethane	U	80		µg/Kg	2	7/25/2003 12:32:00 PM
Indeno(1,2,3-c,d)pyrene	U	80		µg/Kg	2	7/25/2003 12:32:00 PM
Isophorone	U	80		µg/Kg	2	7/25/2003 12:32:00 PM

Qualifiers:

ND - Not Detected at the Reporting Limit
J - Analyte detected below quantitation limits
B - Analyte detected in the associated Method Blank
* - Value exceeds Maximum Contaminant Level
S - Spike Recovery outside accepted recovery limits
R - RPD outside accepted recovery limits
E - Value above quantitation range

American Analytical Laboratories, Inc.

Date: *25-Jul-03*

CLIENT:	CA Rich Consultants Inc.	**Client Sample ID:**	110 S&G
Lab Order:	0307097	**Tag Number:**	
Project:	A.K. Allen 225 E.2nd Street, Mincola	**Collection Date:**	7/24/2003
Lab ID:	0307097-01B	**Matrix:**	SOIL

Analyses	Result	Limit	Qual	Units	DF	Date Analyzed
SEMIVOLATILES SW-846 8270		**SW8270D**				Analyst: **RN**
Naphthalene	U	80		µg/Kg	2	7/25/2003 12:32:00 PM
Nitrobenzene	U	80		µg/Kg	2	7/25/2003 12:32:00 PM
N-Nitrosodimethylamine	U	80		µg/Kg	2	7/25/2003 12:32:00 PM
N-Nitrosodi-n-propylamine	U	80		µg/Kg	2	7/25/2003 12:32:00 PM
N-Nitrosodiphenylamine	U	80		µg/Kg	2	7/25/2003 12:32:00 PM
Pentachlorophenol	U	80		µg/Kg	2	7/25/2003 12:32:00 PM
Phenanthrene	U	80		µg/Kg	2	7/25/2003 12:32:00 PM
Phenol	U	80		µg/Kg	2	7/25/2003 12:32:00 PM
Pyrene	U	80		µg/Kg	2	7/25/2003 12:32:00 PM
Pyridine	U	80		µg/Kg	2	7/25/2003 12:32:00 PM

Qualifiers:

ND - Not Detected at the Reporting Limit
J - Analyte detected below quantitation limits
B - Analyte detected in the associated Method Blank
* - Value exceeds Maximum Contaminant Level
S - Spike Recovery outside accepted recovery limits
R - RPD outside accepted recovery limits
E - Value above quantitation range